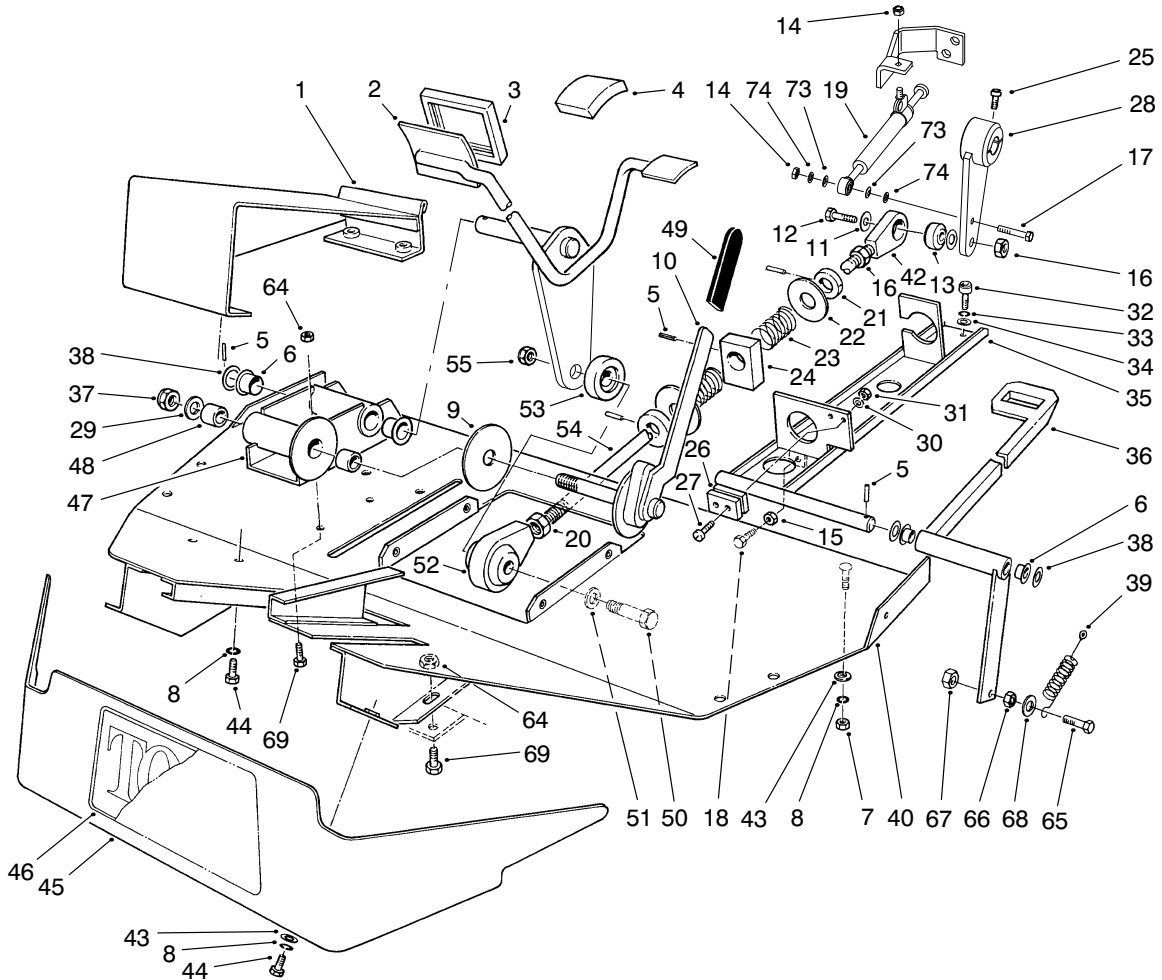




<b>MODEL NO. 03706-80001 &amp; UP</b> <b>MODEL NO. 03707-80001 &amp; UP</b>	<b>PARTS</b> <b>CATALOG</b>
<b>REELMASTER® 4000D</b> <b>Traction Unit</b>	

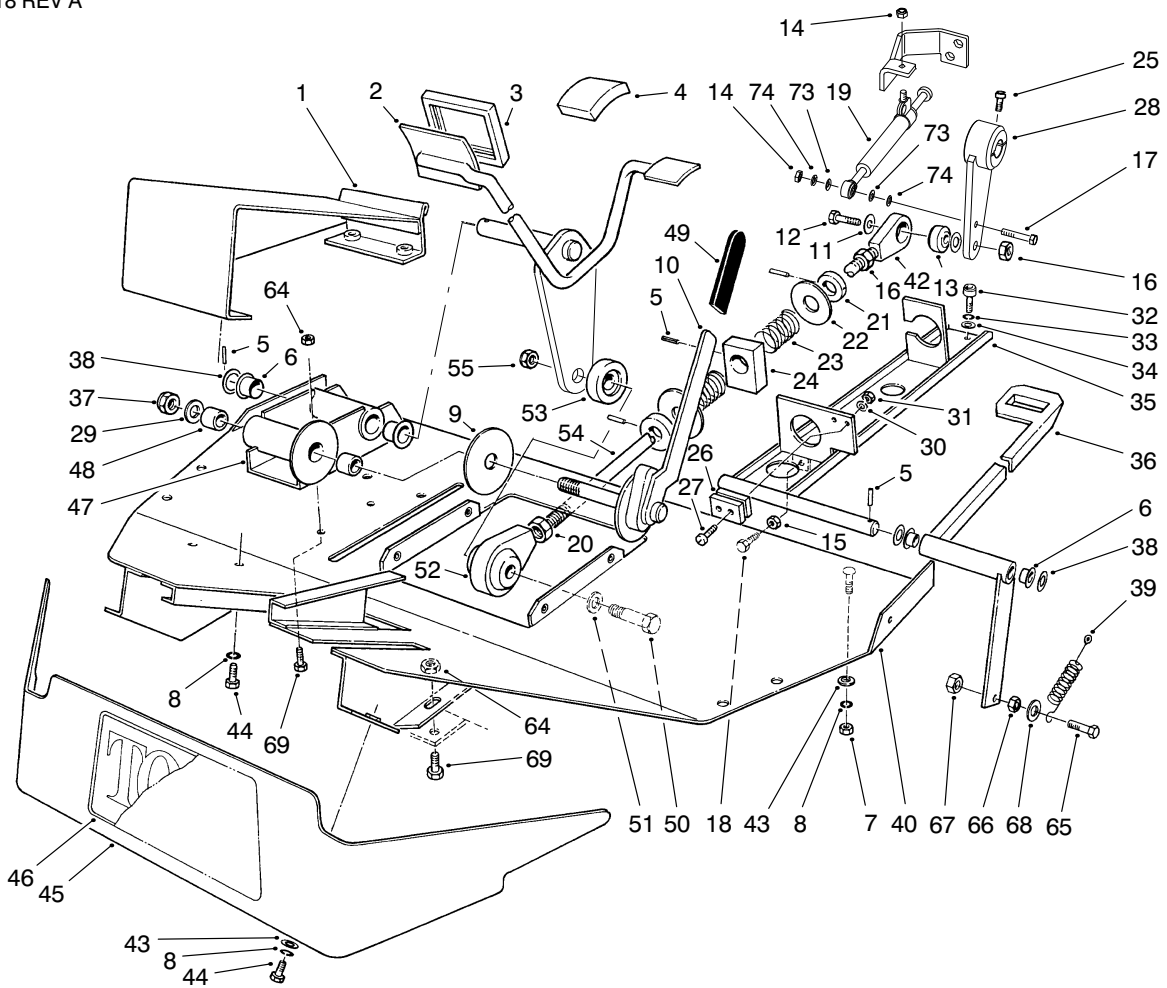


T-2838-2

## FOOT REST & PEDAL ASSEMBLY

Ref. No.	Part No.	Description	No. Used
1	58-9580	Foot Rest	1
2	60-0640	Pedal - Traction	1
3	74-9100	Pad - Forward	1
4	74-9110	Pad - Reverse	1
5	60-2110	Pin - Roll	5
6	48-6790	Bushing - Flanged	4
7	48-7930	Nut - Hex.	3
8	42-9850	Washer - Lock	10
9	3-2858	Disc - Friction	1
10	60-1130	Lever	1
11	3290-483	Washer	3
12	325-9	Screw - HH	1
13	47-7030	Bushing - Rubber	1
14	33024-00	Nut - Hex.	2
15	48-7930	Nut - Hex.	2
16	3217-9	Nut - Hex.	2

Ref. No.	Part No.	Description	No. Used
17	33114-045	Screw - HH	1
19	48-7100	Dampener	1
20	3219-5	Nut - Hex.	1
21	58-4310	Ring	2
22	58-5100	Washer	2
23	60-5700	Spring	2
24	58-9010	Block	1
25	3274-89	Screw - Socket Head	1
26	29-6163	Switch	2
27	3250-40	Screw - Slotted Pan Head	2
28	98-1209	Lever Pump	1
29	60-6990	Washer	1
30	3255-24	Washer - Lock	2
31	3217-29	Nut - Hex.	2
32	3274-7	Screw - Socket Head	2
33	3253-5	Washer - Lock	2

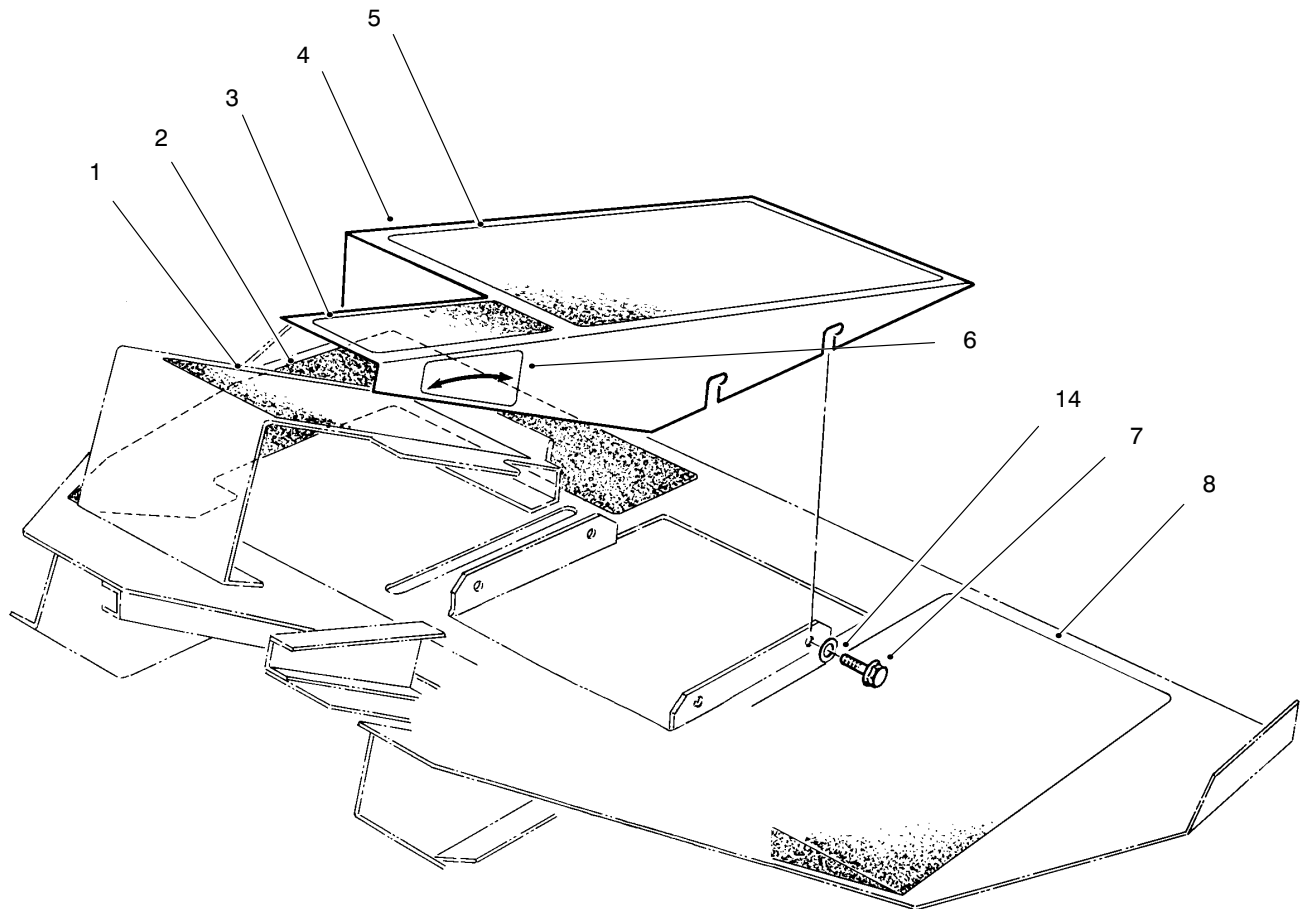


T-2838-2

## FOOT REST & PEDALS ASSEMBLY (Continued)

Ref. No.	Part No.	Description	No. Used
34	3256-24	Washer	2
35	60-0730	Bracket - Lock, Neutral	1
36	92-9228	Lever - Neutral Lock	1
37	3296-19	Nut - Lock	1
38	60-6740	Washer	3
39	92-9221	Cable - Spring	1
40	92-4730	Plate - Floor	1
42	60-0760	Clevis	1
43	48-8030	Washer	8
44	66-3160	Screw	7
45	58-0400	Shroud - Front	1
46	62-7400	Decal - Toro	1
47	60-0600	Bracket	1
48	60-1110	Bushing	2
49	3-7877	Grip	1

Ref. No.	Part No.	Description	No. Used
50	325-8	Screw - HH	1
51	3256-26	Washer - Flat	1
52	2411-44	Rod End - Ball Joint	1
53	76-3350	Spacer	1
54	76-3430	Rod	1
55	3296-25	Nut - Lock	1
64	32128-20	Nut - Flange	4
65	322-6	Screw - HH	1
66	3218-2	Nut - Jam	1
67	3296-29	Nut - Lock	1
68	3256-3	Washer - Flat	1
69	3234-5	Screw - Flange Hex. Hd.	4
73	3290-482	Washer - Spring	2
74	33094-00	Washer - Flat	2



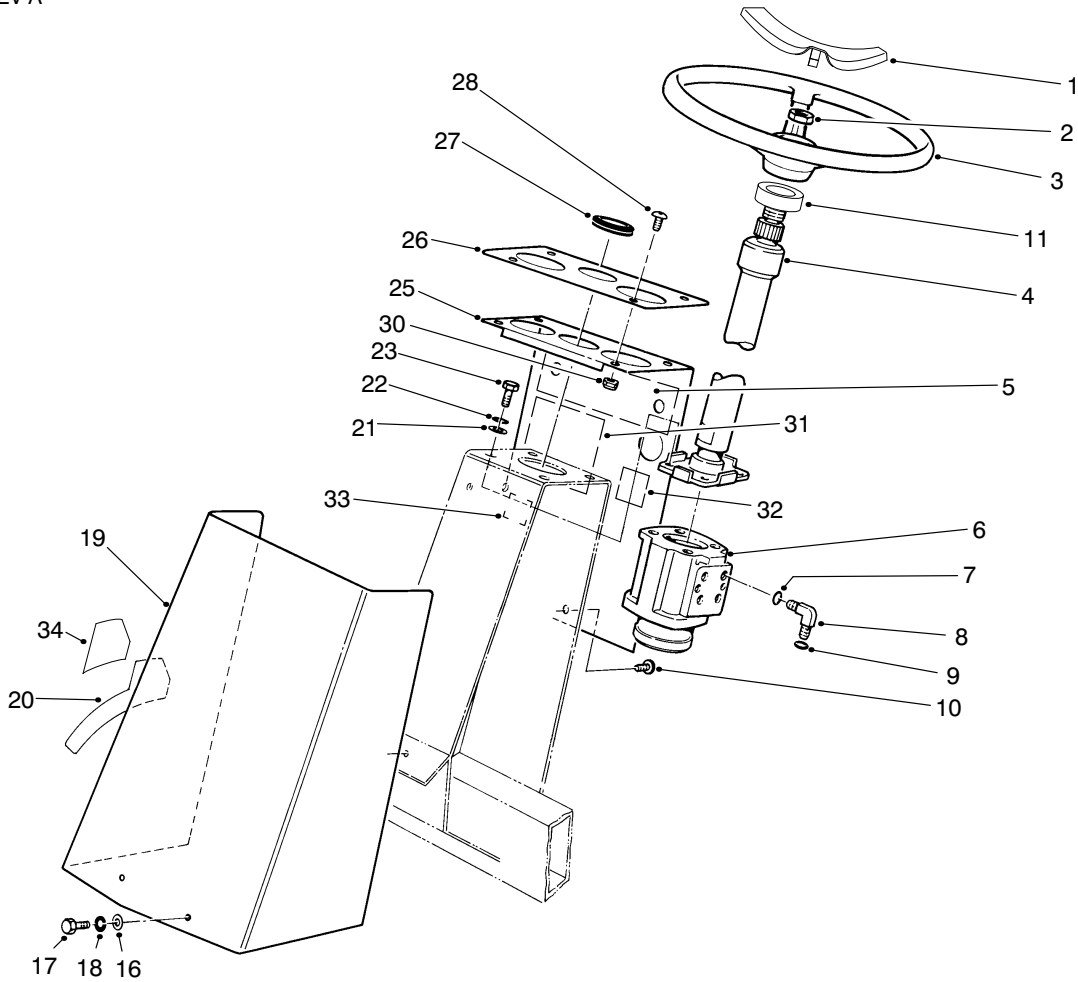
T-0114

## FOOT PADS

Ref. No.	Part No.	Description	No. Used
1	59-7280	Foot Pad - Traction	1
2	58-6510	Foot Pad - R.H.	1
3	62-6440	Foot Pad	1
4	58-7390	Asm-Foot Rest	1
5	58-6630	Foot Pad - Center	1

Ref. No.	Part No.	Description	No. Used
6	93-9409	Decal - Latch	1
7	48-7620	Screw	3
8	58-6620	Foot Pad - L.H.	1
14	3256-16	Washer - Flat	3

† Obtain locally

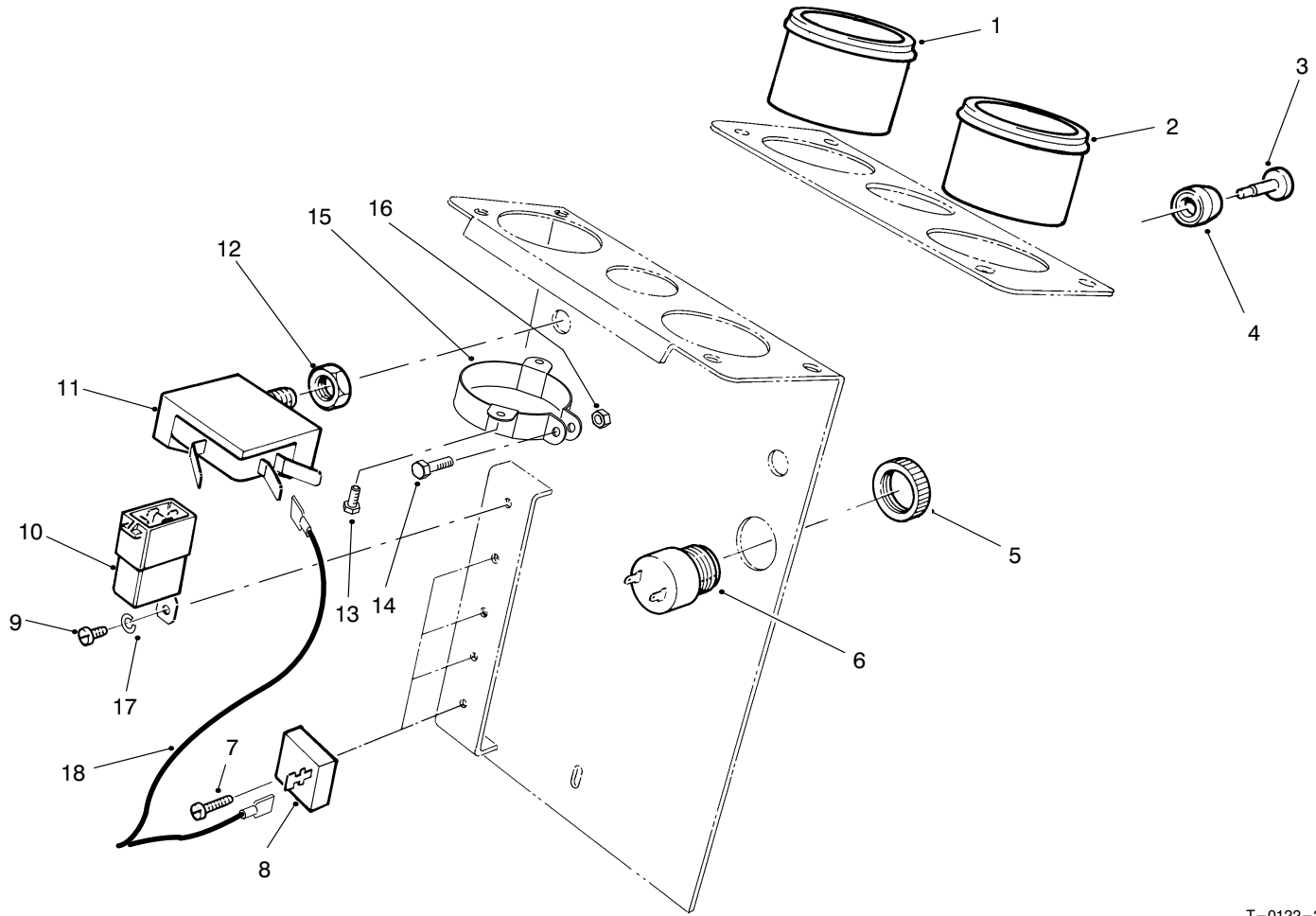


T-2843-1

## STEERING TOWER ASSEMBLY

Ref. No.	Part No.	Description	No. Used
1	88-3870	Cover - Steering	1
2	94-9952	Nut - Hex.	1
3	94-3500	Wheel - Steering (Incl. Ref. #1)	1
4	98-3808	Column - Steering	1
5	93-9399	Decal - Noise	1
6	92-9220	Valve - Steering	1
7	237-79	O-Ring	4
8	340-18	Fitting (Incl. Ref. #7 & 9)	4
9	237-22	O-Ring	4
10	60-3260	Screw	1
11	21-9260	Cover - Dust	1
16	48-8010	Washer	2
17	48-7610	Screw - HH	2

Ref. No.	Part No.	Description	No. Used
18	43-5930	Washer - Lock	2
19	58-0500	Cover	1
20	93-9397	Decal - Ground Speed	1
21	3256-24	Washer - Flat	4
22	3253-5	Washer - Lock	4
23	323-8	Screw - HH	4
25	82-9310	Panel - Display	1
26	82-5890	Panel - Display	1
27	60-0790	Grommet	1
28	3274-68	Screw - Hex. Button Hd.	4
30	3296-42	Nut - Lock	4
31	92-5524	Decal - Noise Rating, 90	1
32	63-9920	Decal - EEC 105	1
33	93-7252	Decal - CE Mark	1
34	93-9427	Decal - 5 Blade Clip	1



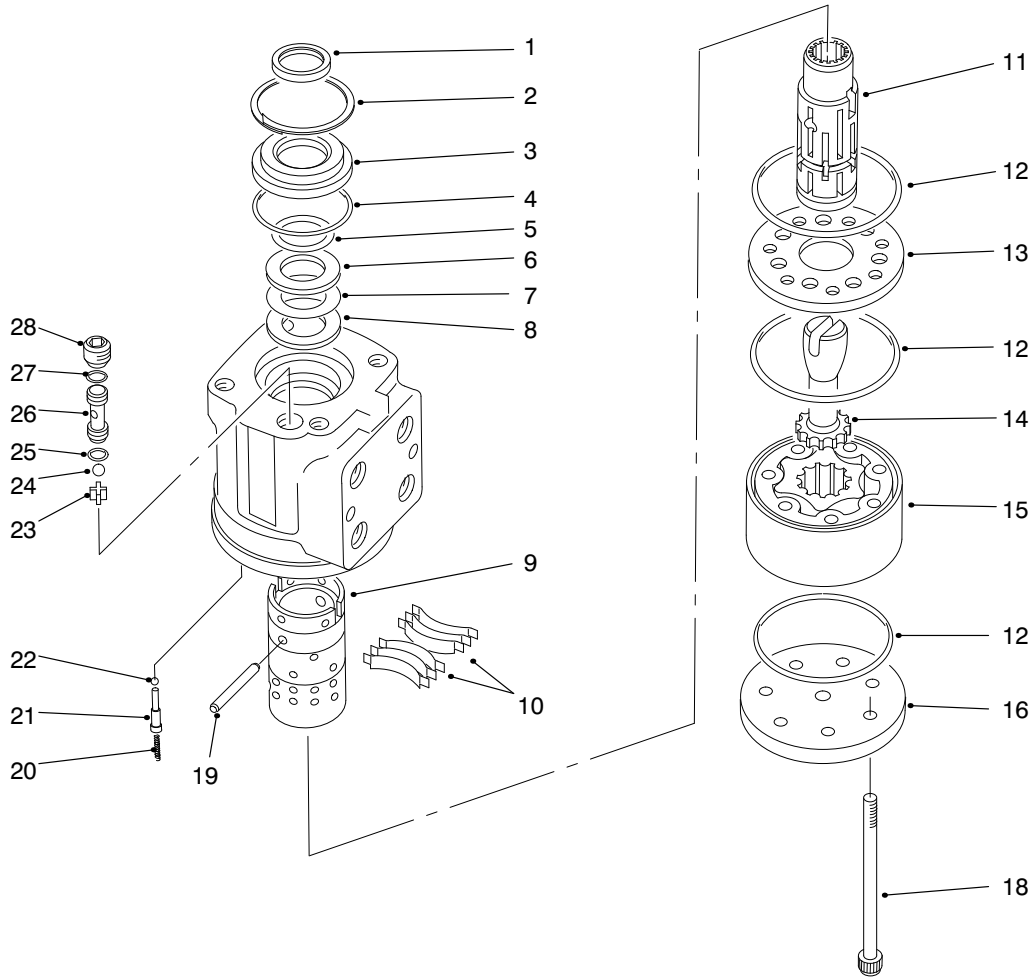
T-0122-2

## STEERING TOWER ELECTRICAL ASSEMBLY

Ref. No.	Part No.	Description	No. Used	Ref. No.	Part No.	Description	No. Used
1	93-1434	Cluster - Warning Lights	1	12	218-498	Nut - Hex.	2
2	93-1435	Cluster - Warning Lights	1	13	32144-19	Screw - HH	4
3	43-6280	Button - Push	2	14	32105-12	Screw - HH	2
4	43-6420	Bezel - Locking	2	15	69-4780	Clamp - Gauge	2
†5		Nut	1	16	3296-2	Nut - Hex.	2
6	80-9330	Alarm - Audio (Incl. Ref. #5)	1	17	3253-2	Washer - Lock	1
7	3251-4	Screw - Pan Hd.	4	18	98-3819	Harness - Wire Light Cluster	1
8	37-7600	Rectifier	4	*	82-9230	Harness - Wire Indicator Lamps	1
9	3251-1	Screw - Pan Hd.	1	*	219-17	Bulb - Warning Light	8
10	70-1480	Relay	1				
11	94-8288	Switch (Incl. Ref #3, 4, &12)	2				

\* Not Illustrated

† Not Serviceable Separately



T-1065

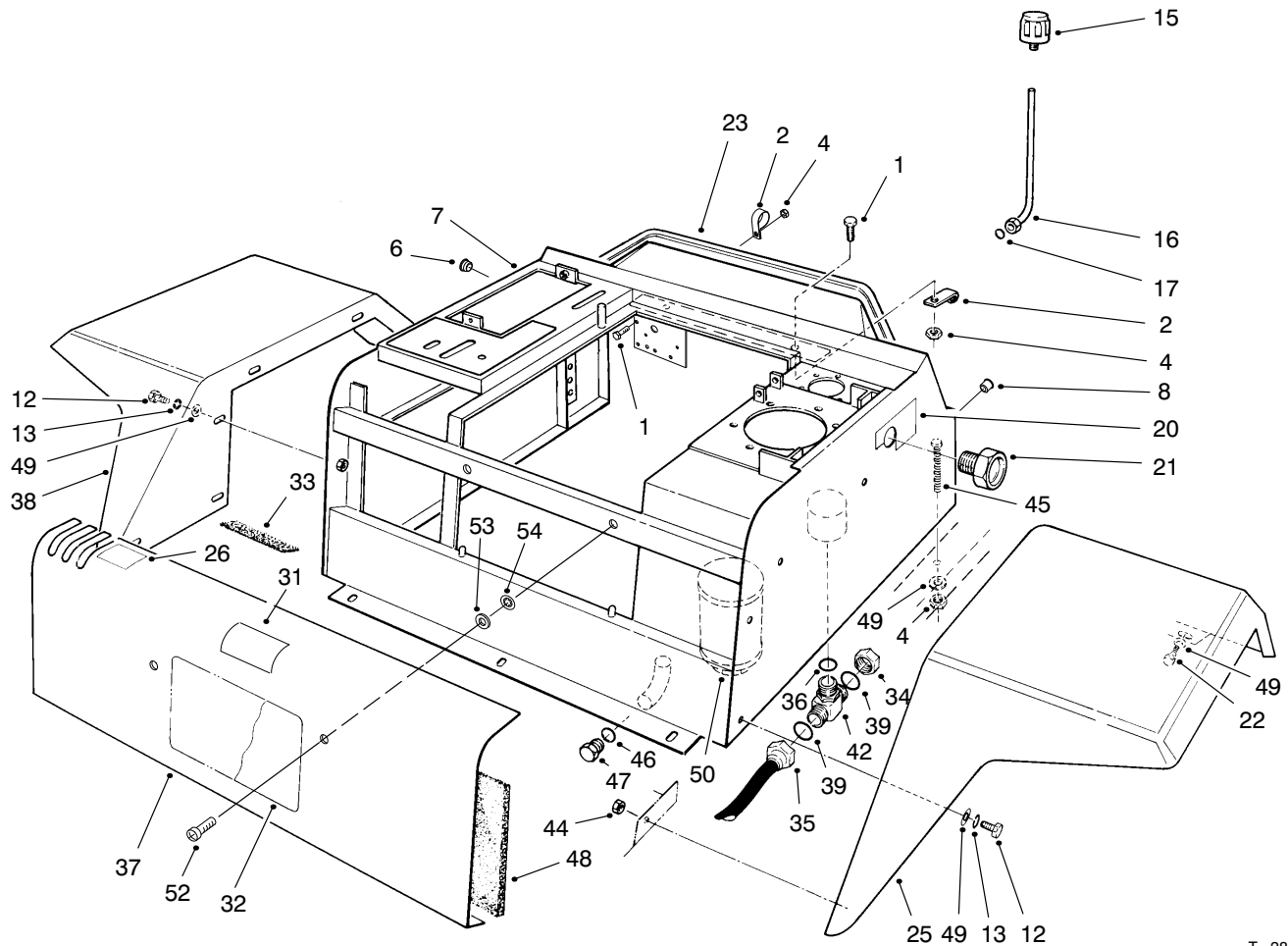
## POWER STEERING VALVE ASSEMBLY NO. 92-9220

Ref. No.	Part No.	Description	No. Used
†1		Seal 1" I.D.	1
2	52-9230	Ring - Retaining	1
3	52-9240	Bushing - Seal Gland	1
†4		Seal 1.875 I.D.	1
†5		Seal - Quad Ring 1.062 I.D.	1
6	59-6730	Race - Bearing	2
7	59-6740	Bearing - Needle, Thrust	1
†8		Housing	1
†9		Sleeve - Control	1
10	59-6820	Kit - Centering Spring	1
†11		Spool - Control	1
†12		Seal	3
13	92-9732	Plate - Spacer	1
14	59-6860	Drive	1
15	59-6870	Gerotor	1
16	92-9730	Cap - End	1
18	92-9733	Screw - HH	7

Ref. No.	Part No.	Description	No. Used
19	59-6830	Kit - Pin, Centering	1
20	74-3090	Spring	2
21	92-9737	Plug - Retainer	2
22	74-3140	Ball - Check	2
23	52-9290	Retainer - Ball, Check	1
24	52-9280	Ball - Check	1
†25		Seal	1
26	52-9270	Seat - Check Ball	1
†27		Seal	1
28	52-9260	Screw - Set	1
*	52-9250	Kit - Bearing, Needle (Incl. Ref. #7 & 8)	1
*	92-9749	Kit - Seal (Incl. Ref. #1, 4, 5, 12, 25 & 27)	1
*	92-9747	Kit - End Cap (Incl. Ref. #13, 16, & 18)	1

\* Not Illustrated

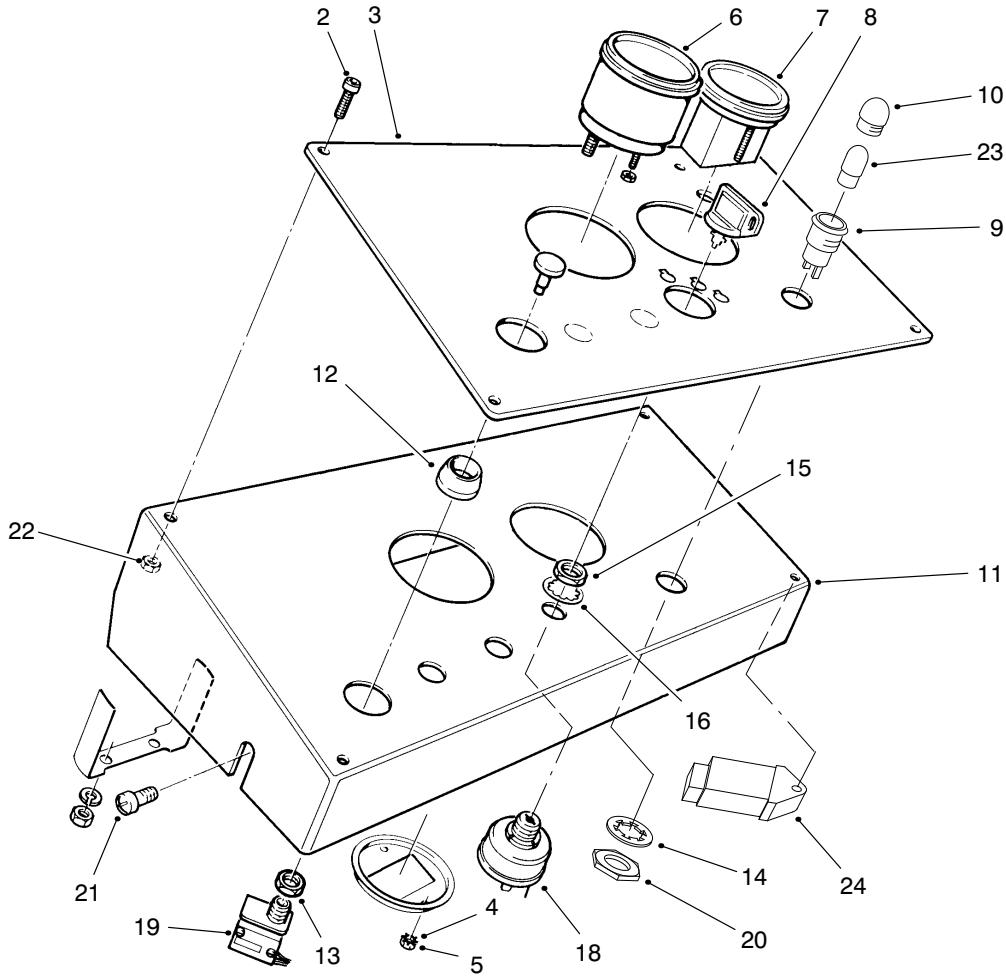
† Not Serviceable Separately



T-2884-2

## FENDERS & CENTER CONSOLE ASSEMBLY

Ref. No.	Part No.	Description	No. Used	Ref. No.	Part No.	Description	No. Used
1	321-5	Screw - HH	2	34	340-117	Cap - Hydraulic	1
2	2412-106	Clamp - R	2	35	92-5694	Hose - Hydraulic	1
4	3296-42	Nut - Lock	4	36	237-79	O-Ring	1
6	92-6059	Plug - Button	5	37	58-1750	Panel - Access	1
7	92-9273	Console - Center	1	38	92-4746	Fender - RH	1
8	32148-6	Insert - Threaded	4	39	237-22	O-Ring	2
12	48-7620	Screw	10	42	92-4799	Fitting - Hydraulic Tee (Incl. Ref. #36 & 39)	1
13	43-5930	Washer - Lock	10	44	48-7890	Nut	2
15	68-6150	Breather	1	45	321-24	Screw - HH	2
16	98-3844	Tube - Breather	1	46	237-80	O-Ring	1
17	237-65	O-Ring	1	47	58-9160	Asm - Drain Plug (Incl. Ref. #46)	1
20	93-9406	Decal - Hyd. Fill	1	48	68-7810	Panel - Lining	1
21	58-5940	Sight Glass	1	49	3256-22	Washer - Flat	14
22	48-6900	Screw - Self-Tap	4	50	48-7120	Element - Suction	1
23	92-5682	Seal	1	52	3250-36	Screw - Phil. Hd.	2
25	58-0980	Fender - LH	1	53	3256-3	Washer - Flat	2
26	93-9407	Decal - Lift Lever	1	54	32151-72	Ring - Retaining	2
31	93-9425	Decal - Danger	1				
32	93-9408	Decal - Warning	1				
33	68-7840	Strip - Foam	1				



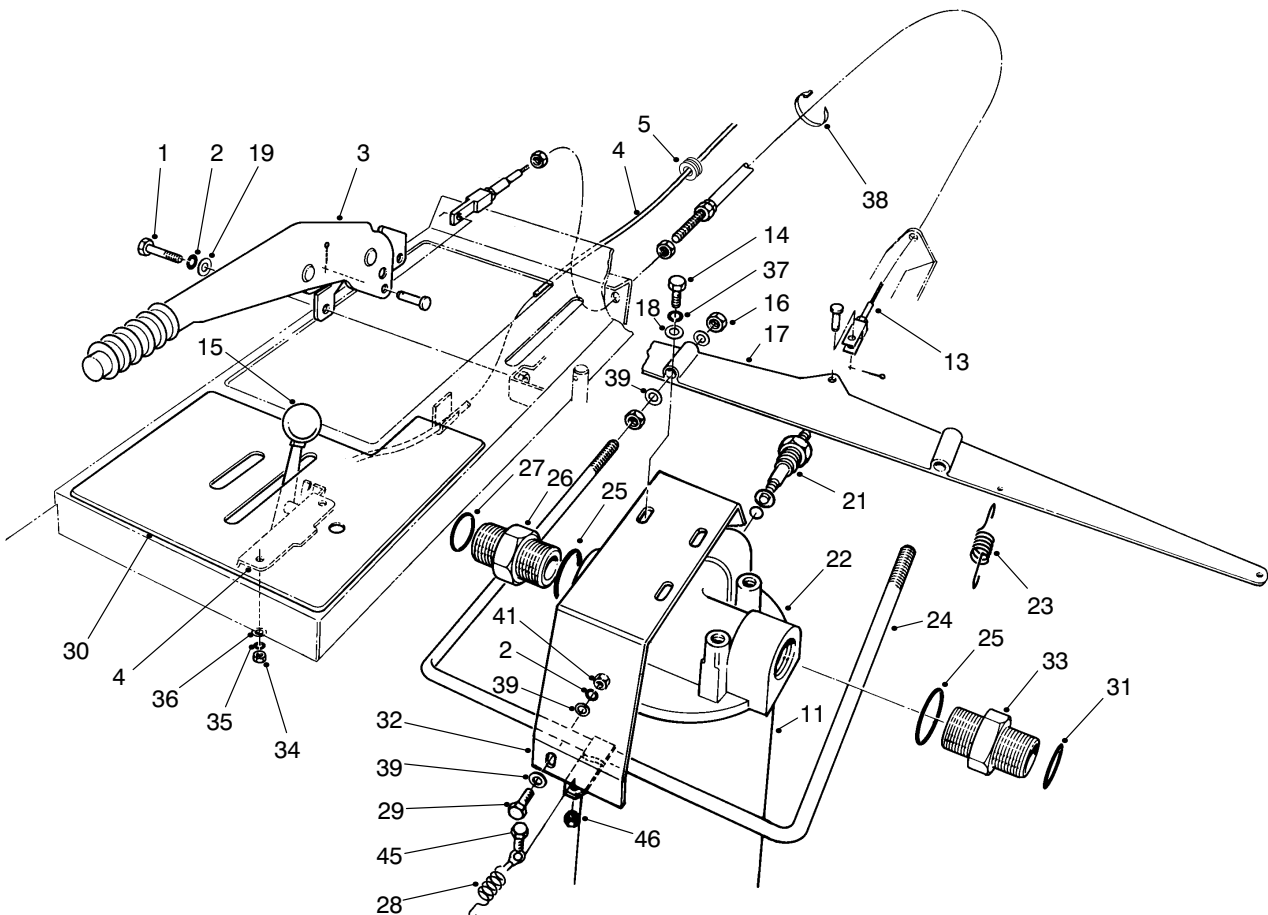
T-2858-1

## INSTRUMENT PANEL

Ref. No.	Part No.	Description	No. Used
2	3274-68	Screw - Mach.	3
3	98-3830	Plate - Face, Instrument	1
4	3255-20	Washer - Lock, Ext. Tooth	2
5	3217-25	Nut - Hex.	2
6	98-9339	Gauge - Fuel	1
7	66-2950	Hourmeter (Incl. Ref. #4 & 5)	1
8	63-8360	Key - Ignition	2
9	44-2210	Light - Warning (Incl. Ref. #10,14, 20 & 23)	1
10	218-533	Lens - Red	2
11	98-3829	Panel - Instrument	1
12	43-6420	Bezel	1

Ref. No.	Part No.	Description	No. Used
13	218-498	Nut - Hex.	1
14	218-536	Washer - Lock	1
15	218-461	Nut - Switch	1
16	3254-5	Washer - Lock	1
18	88-9830	Asm-Key Switch (Incl. Ref. #15 & 16)	1
19	72-9760	Switch - Override (Incl. Ref. #13)	1
20	218-535	Nut - Hex.	1
21	60-2170	Screw - Pan Hd.	2
22	3296-42	Nut - Lock	4
23	93-7480	Bulb - LED	1
24	98-7611	Controller - Glow	1



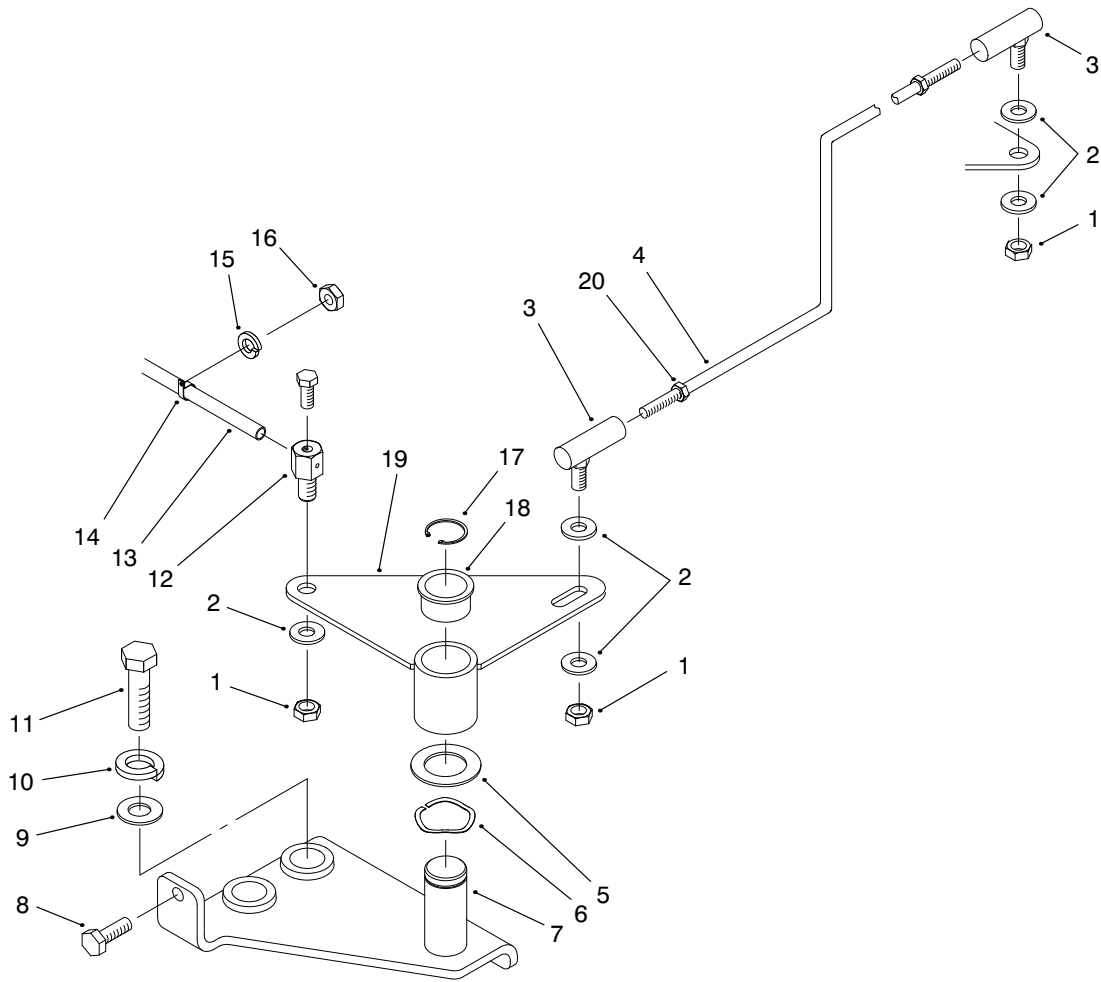


T-2886-1

## PARKING BRAKE, THROTTLE & OIL FILTER ASSEMBLY

Ref. No.	Part No.	Description	No. Used	Ref. No.	Part No.	Description	No. Used
1	42-9230	Screw - HH	2	26	340-80	Adapter (Incl. Ref. #25 & 27)	1
2	48-9570	Washer - Lock	2	27	340-65	O-Ring	1
3	53-6070	Brake - Parking	1	28	92-9221	Cable - Spring	1
4	59-7240	Asm-Throttle (Incl. Ref. #15)	1	29	322-6	Screw - HH	2
5	60-2370	Grommet	1	30	93-9402	Panel - Side, Control	1
†11	86-6110	Asm-Element	1	31	340-64	O-Ring	1
13	92-9222	Cable - Brake	1	32	84-6470	Bracket - Filter	1
14	323-5	Screw - HH	3	33	340-10	Adapter (Incl. Ref. #25 & 31)	1
15	233-25	Knob	1	34	48-7880	Nut - Hex.	2
16	3217-6	Nut - Hex.	4	35	43-5920	Washer - Lock	2
17	58-2170	Bar	1	36	52-6430	Washer	2
18	3256-3	Washer - Flat	3	37	3253-5	Washer - Lock	3
19	48-8030	Washer	2	38	3290-378	Cable - Tie	1
21	86-6100	Switch - Filter Warning	1	39	3256-23	Washer - Flat	8
22	86-6090	Asm-Hydraulic Oil Filter (Incl. Ref. #11 & 21)	1	41	3217-6	Nut - Hex.	2
23	60-2140	Spring	2	45	11-9030	Bolt - Shoulder	1
24	92-9225	Asm-Yoke	1	46	3296-42	Nut - Lock	1
25	237-123	O-Ring	2				

† Do Not Substitute

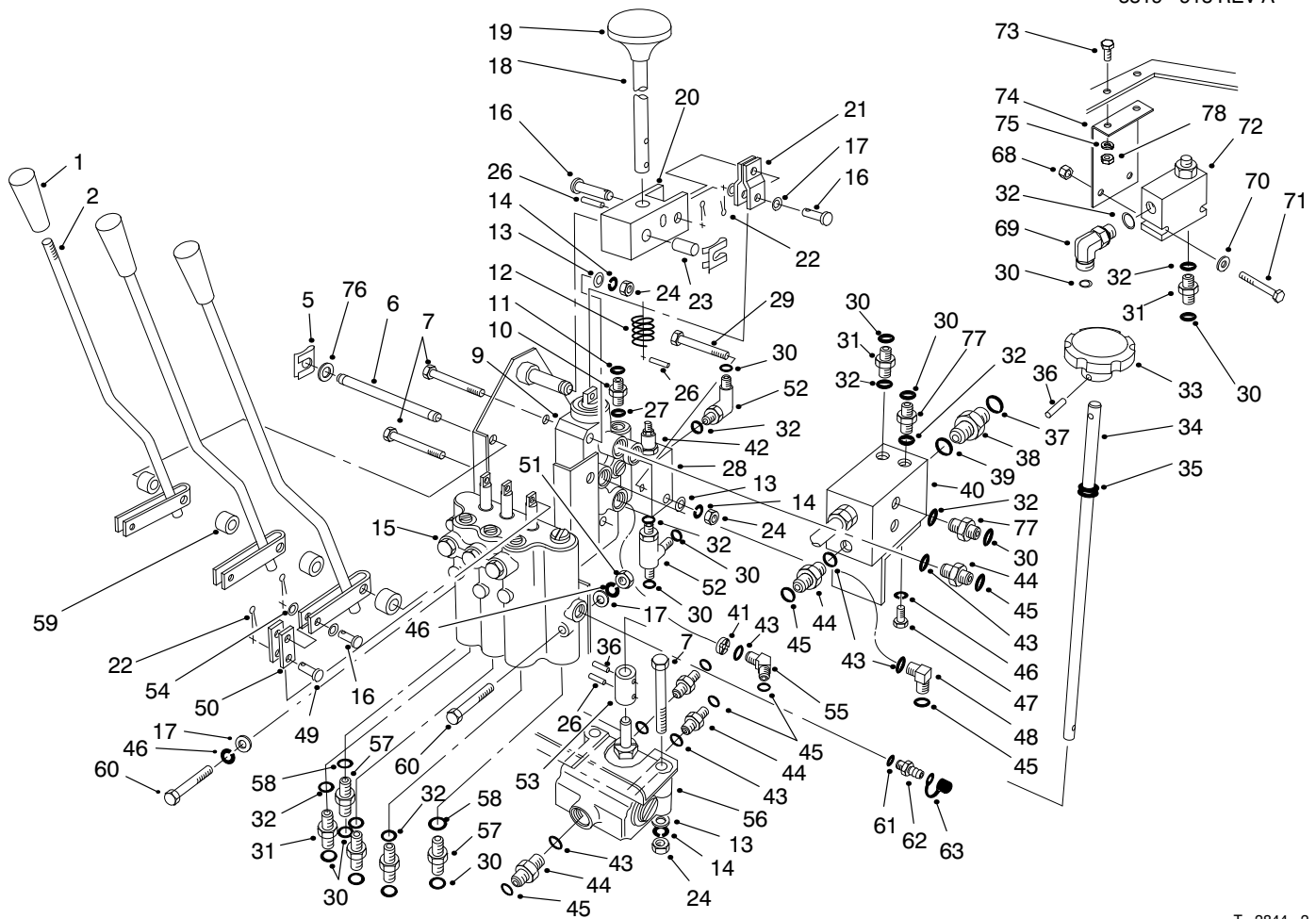


T-2887-2

## THROTTLE CONTROL ASSEMBLY

Ref. No.	Part No.	Description	No. Used
1	3296-13	Nut - Lock	2
2	3256-22	Washer - Flat	5
3	98-3845	Joint - Ball, Rod End	2
4	98-1261	Rod - Throttle	1
5	67-9410	Washer - Flat	1
6	98-3846	Washer - Wave	1
7	98-1256	Plate - Welded	1
8	321-4	Screw - HH	1
9	3256-24	Washer - Flat	2
10	48-9590	Washer - Lock	2

Ref. No.	Part No.	Description	No. Used
11	56-2140	Bolt	2
12	93-0021	Swivel - Throttle Cable	1
13	59-7240	Throttle Assembly	1
14	2412-31	Clip - Cable	1
15	3253-3	Washer - Lock	1
16	3217-5	Nut - Hex.	1
17	936125	Ring - Retaining	1
18	256-252	Bearing - Oil Flanged	2
19	98-1257	Lever - Welded	1
20	3220-1	Nut - Hex.	2

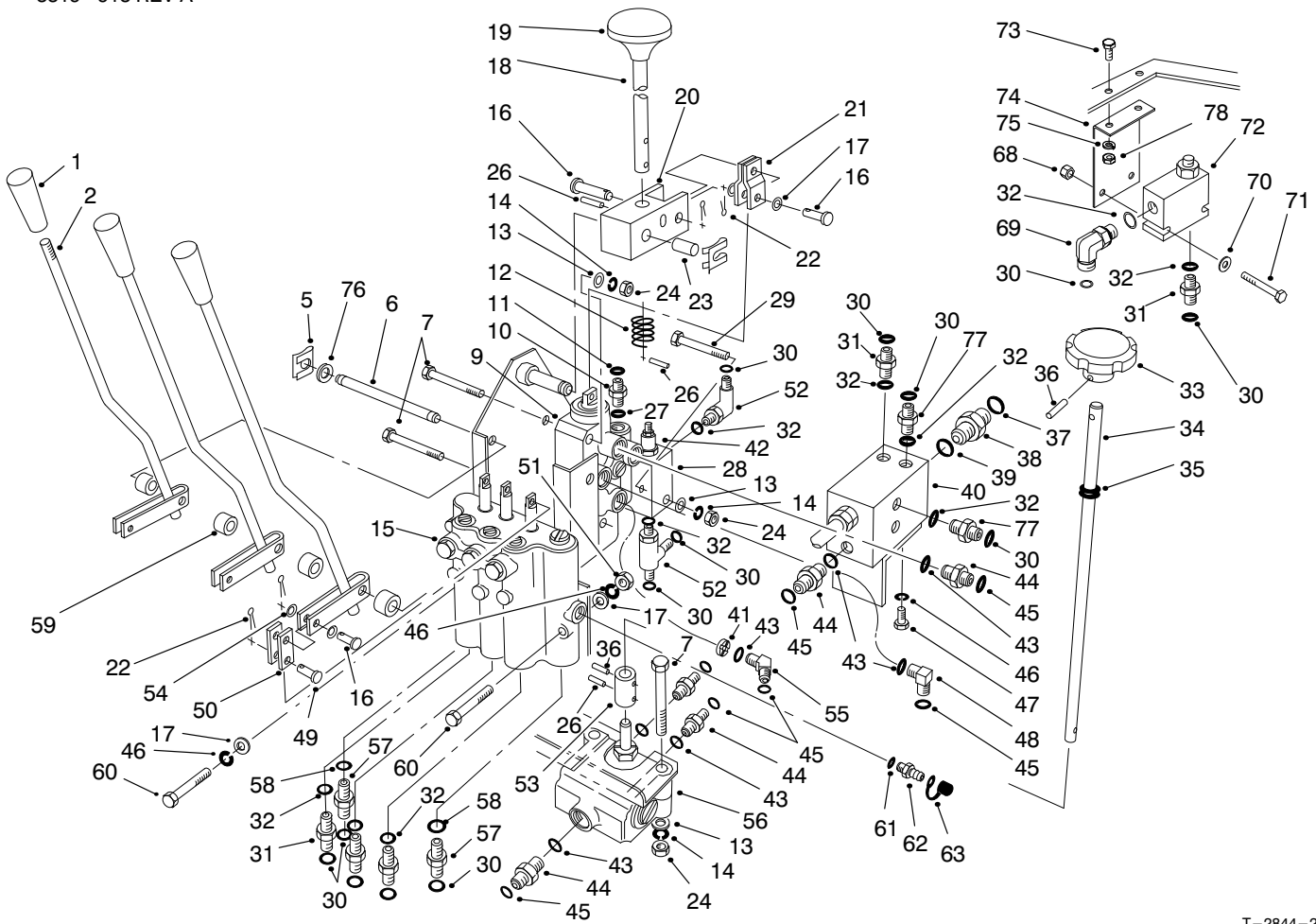


T-2844-2

## VALVE CONTROLS ASSEMBLY

Ref. No.	Part No.	Description	No. Used	Ref. No.	Part No.	Description	No. Used
1	233-39	Knob	3	30	237-22	O-Ring	15
2	74-3190	Lever - Lift	3	31	340-2	Fitting (Incl. Ref. #30 & 32)	5
5	60-5690	Clip - Safety	3	32	237-42	O-Ring	11
6	58-1520	Pin - Pivot	1	33	59-7130	Knob	1
7	322-12	Screw - HH	4	34	58-1510	Shaft	1
9	63-4800	Valve - Control	1	35	59-7910	Grommet	1
10	340-88	Fitting (Incl. Ref. #27 & 30)	1	36	60-2110	Pin - Spirol	2
12	58-7190	Spring	1	37	340-64	O-Ring	1
13	3256-23	Washer - Flat	5	38	340-80	Fitting (Incl. Ref. #37 & 39)	1
14	3253-4	Washer - Lock	5	39	237-123	O-Ring	1
15	93-1432	Valve - Lift Control	1	40	58-2150	Manifold	1
16	58-3830	Pin - Clevis	5	41	66-5410	Orifice	1
17	48-8010	Washer	4	42	†	Cartridge - Pressure Relief	1
18	58-4450	Lever	1	43	237-80	O-Ring	9
19	233-10	Knob	1	44	340-7	Fitting (Incl. Ref. #43 & 45)	6
20	58-4460	Clevis	1	45	237-65	O-Ring	9
21	58-1570	Link	2	46	43-5930	Washer - Lock	4
22	3272-1	Pin - Cotter	8	47	48-7620	Screw	2
23	60-0550	Bushing	1	48	340-17	Fitting (Incl. Ref. #43 & 45)	2
24	3217-6	Nut - Hex.	5	49	58-3810	Pin - Clevis	3
26	32121-118	Pin - Roll	3	50	58-1560	Link	6
27	237-78	O-Ring	1	51	48-7890	Nut - Hex.	1
28	58-5520	Valve (Incl. Ref. #42)	1				
29	322-9	Screw - HH	1				

† Not Serviceable Separately

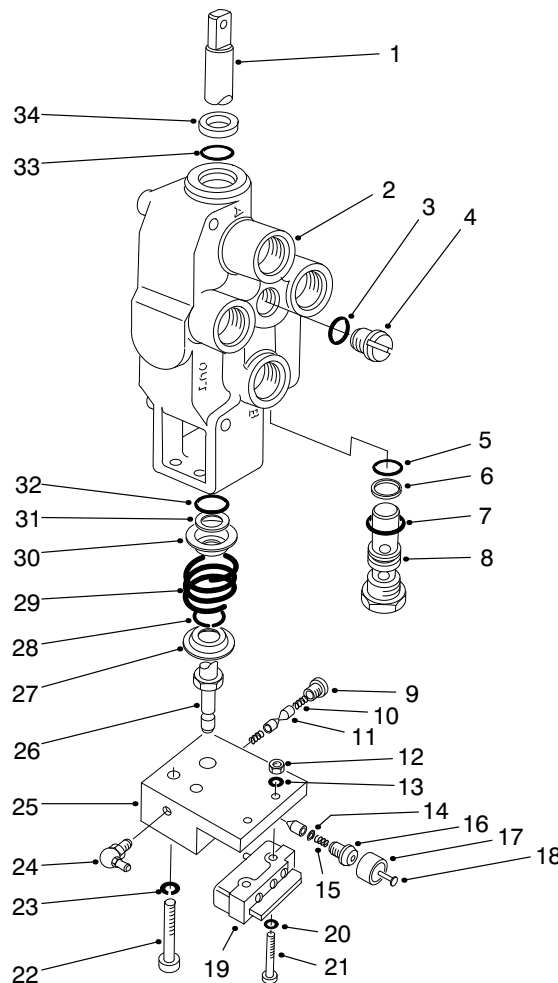


T-2844-2

## VALVE CONTROLS ASSEMBLY (Continued)

Ref. No.	Part No.	Description	No. Used	Ref. No.	Part No.	Description	No. Used
52	340-86	Fitting - Hydraulic Tee (Incl. Ref. #30 & 32)	1	63	353-947	Cap - Dust	1
53	93-7768	Coupling 1000 RPM Reel Speed	1	68	3296-8	Nut - Lock	2
*	58-1530	Coupling 1200 RPM Reel Speed	1	69	340-87	Elbow - 90° (Incl. Ref. #30 & 32)	1
54	52-6430	Washer	6	70	3256-22	Washer - Flat	2
55	66-5860	Adapter - 45° (Incl. Ref. #43 & 45)	1	71	321-11	Screw - HH	2
56	58-5490	Valve - Flow Control	1	72	63-4700	Valve - Flow Regulator	1
57	340-3	Fitting (Incl. Ref. #30 & 58)	2	73	321-3	Screw - HH	2
58	237-79	O-Ring	2	74	63-4690	Bracket - Valve	1
59	58-1540	Spacer	4	75	3253-3	Washer - Lock	2
60	60-6650	Screw - HH	2	76	3256-24	Washer - Flat	2
61	237-42	O-Ring	1	77	92-9258	Fitting - Check Valve (Incl. Ref. #30 & 32)	3
62	59-7410	Fitting - Diagnostic (Incl. Ref. #61)	1	78	3217-5	Nut - Hex.	2
				*	66-5590	Kit - Seal (For Item #72)	1
				*	66-5580	Kit - Seal Repair (For Item #28)	1

\* Not Illustrated



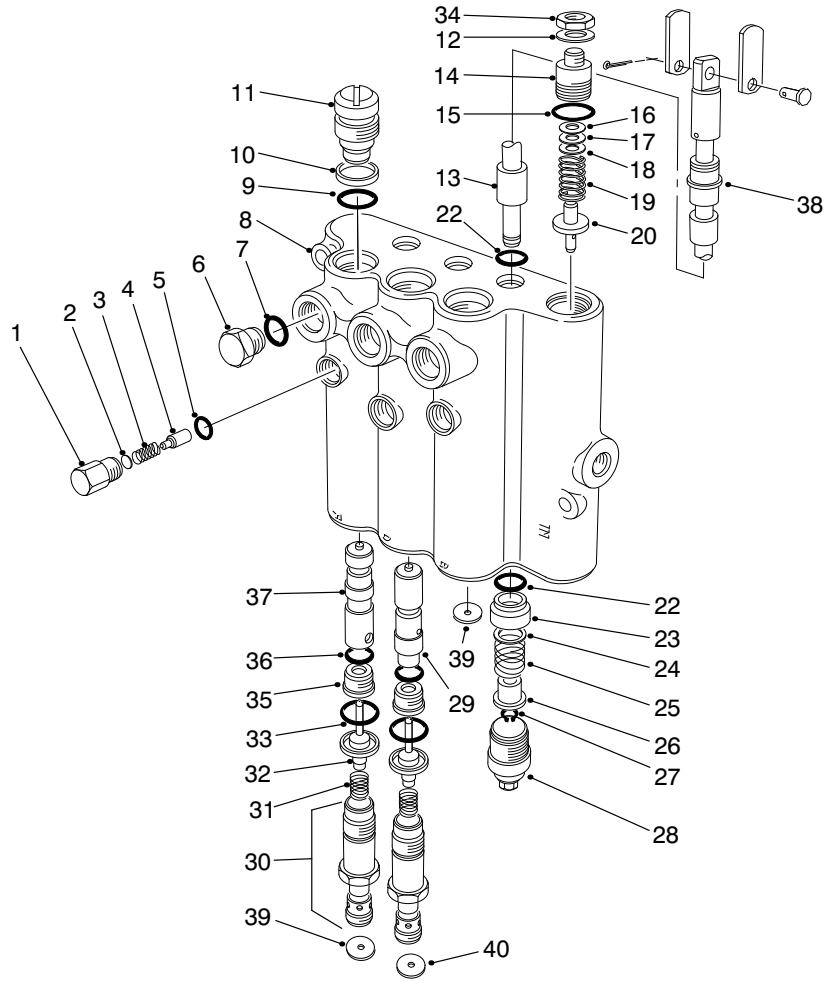
T-0123-2

## REEL CONTROL VALVE ASSEMBLY NO. 63-4800

Ref. No.	Part No.	Description	No. Used	Ref. No.	Part No.	Description	No. Used
†1		Spool	1	19	60-4550	Switch - Micro	1
†2		Body	1	20	3256-13	Washer - Flat	2
3	59-8140	O-Ring	1	21	66-5430	Screw - Machine	2
4	59-8160	Plug (Incl. Ref. #3)	1	22	63-4830	Screw - HH	2
5	63-4440	O-Ring	1	23	59-8070	Washer - Lock	2
6	59-7860	Washer - Backup	1	24	302-66	Fitting - Grease	1
7	42-1260	O-Ring	1	25	63-4820	Detent - Block	1
8	63-4780	Valve - Relief (Incl. Ref. #5-7)	1	26	63-4840	Spool - Screw	1
9	59-8060	Plug - Detent	1	27	59-8100	Washer - Shallow	1
10	59-8050	Spring - Detent	2	28	59-8170	Washer - Wire	1
11	59-8150	Pawl - Detent	3	29	59-8040	Spring	1
12	66-5440	Nut - Lock	2	30	59-8080	Washer - Deep	1
13	3253-19	Washer - Lock	2	31	59-8180	Washer	1
14	63-4860	Circlip	1	32	59-7780	O-Ring	1
15	63-4510	Spring	1	33	59-8120	O-Ring	1
16	59-8230	Plug	1	34	59-8190	Wiper	1
17	66-5420	Sleeve	1	*	59-8250	Kit - Seal (Incl. Ref. #3, 4-7, 32 & 34)	1
18	63-4850	Plunger	1				

\* Not Illustrated

† Not Serviceable Separately



T-0124-2

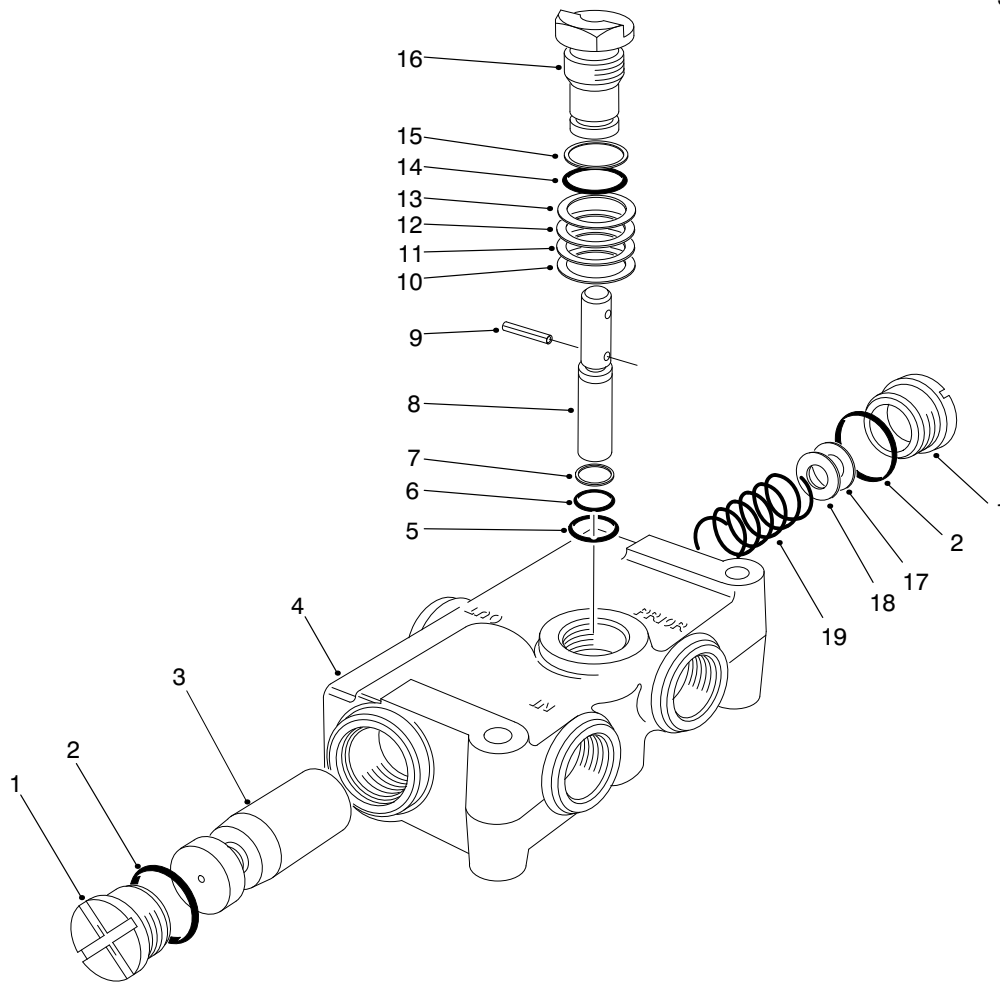
## CONTROL VALVE ASSEMBLY NO. 93-1432

Ref. No.	Part No.	Description	No. Used
1	58-6780	Asm-Plug (Incl. Ref. #5)	3
2	60-6450	Disc	A/R
3	58-6760	Spring	3
4	58-6770	Detent Plunger	3
5	58-6790	O-Ring	3
6	58-6710	Asm-Plug (Incl. Ref. #7)	3
7	58-6720	O-Ring	3
†8		Body	1
9	60-5720	O-Ring	6
10	58-6310	Washer - Backup	6
11	58-6350	Asm-Plug (Incl. Ref. #9 & 10)	3
†12		Washer	1
†13		Spool	3
14	69-1830	Asm-Plug (Incl. Ref. #12, 15 & 34)	1
15	58-6750	O-Ring	1
16	58-6470	Washer	A/R
17	58-6480	Washer	A/R
18	58-6490	Washer	A/R
19	84-6450	Spring	1
20	58-6440	Poppet	1

Ref. No.	Part No.	Description	No. Used
22	58-6450	O-Ring	6
23	58-6400	Bushing	3
24	58-6700	Washer	3
25	58-6730	Spring	3
26	58-6310	Spacer	3
27	58-6460	Ring - Retaining	3
28	58-6420	Asm-Cap	3
29	84-6430	Plunger	1
30	58-6380	Asm-Plug	3
31	58-6410	Spring	3
32	60-6440	Eyelet	3
33	58-6290	Asm-Poppet	3
†34		Nut - Lock	1
35	58-6330	Asm-Seat (Incl. Ref. #36)	3
36	58-6340	O-Ring	3
37	84-6420	Plunger	2
38	58-6320	Wiper - Seal	3
39	84-6400	Orifice - .047 Dia.	2
40	84-6401	Orifice - .052 Dia.	1
*	60-3780	Kit - Seal (Incl. Ref. #5, 7, 9, 10, 15, 22, 27, 33, 36 & 38)	1

\* Not Illustrated

† Not Serviceable Separately



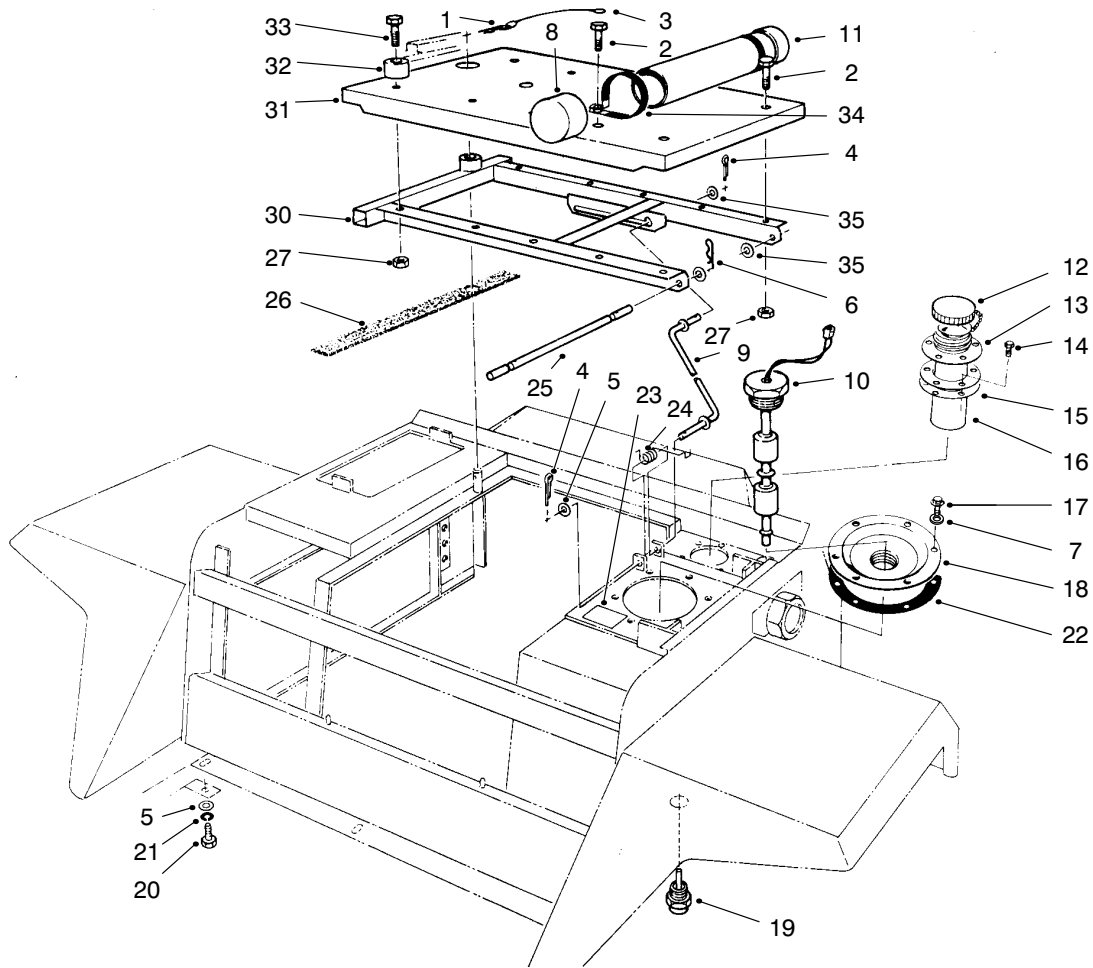
T-0125

## PRIORITY FLOW CONTROL VALVE NO. 58-5490

Ref. No.	Part No.	Description	No. Used	Ref. No.	Part No.	Description	No. Used
1	59-7600	Asm-Plug (Incl. Ref. #2)	2	13	59-7720	Shim	A/R
2	59-7610	O-Ring	2	14	59-7780	O-Ring	1
†3		Spool	1	15	58-6370	Washer - Backup	1
†4		Body	1	†16		Plug - Metering	1
5	59-7640	O-Ring	1	17	59-7750	Shim	A/R
6	59-7650	O-Ring	1	18	59-7760	Shim	A/R
7	60-5950	Washer - Backup	1	19	59-7770	Spring	1
†8		Metering Stem	1	*	63-4520	Kit - Seal (Incl. Ref. #2, 5-7,14 & 15)	1
†9		Pin - Groove	1				
†10		Shim	A/R	*	94-8265	Kit - Metering (Incl. Ref. #8-12 & 16)	1
†11		Shim	A/R				
†12		Shim	A/R				

\* Not Illustrated

† Not Serviceable Separately



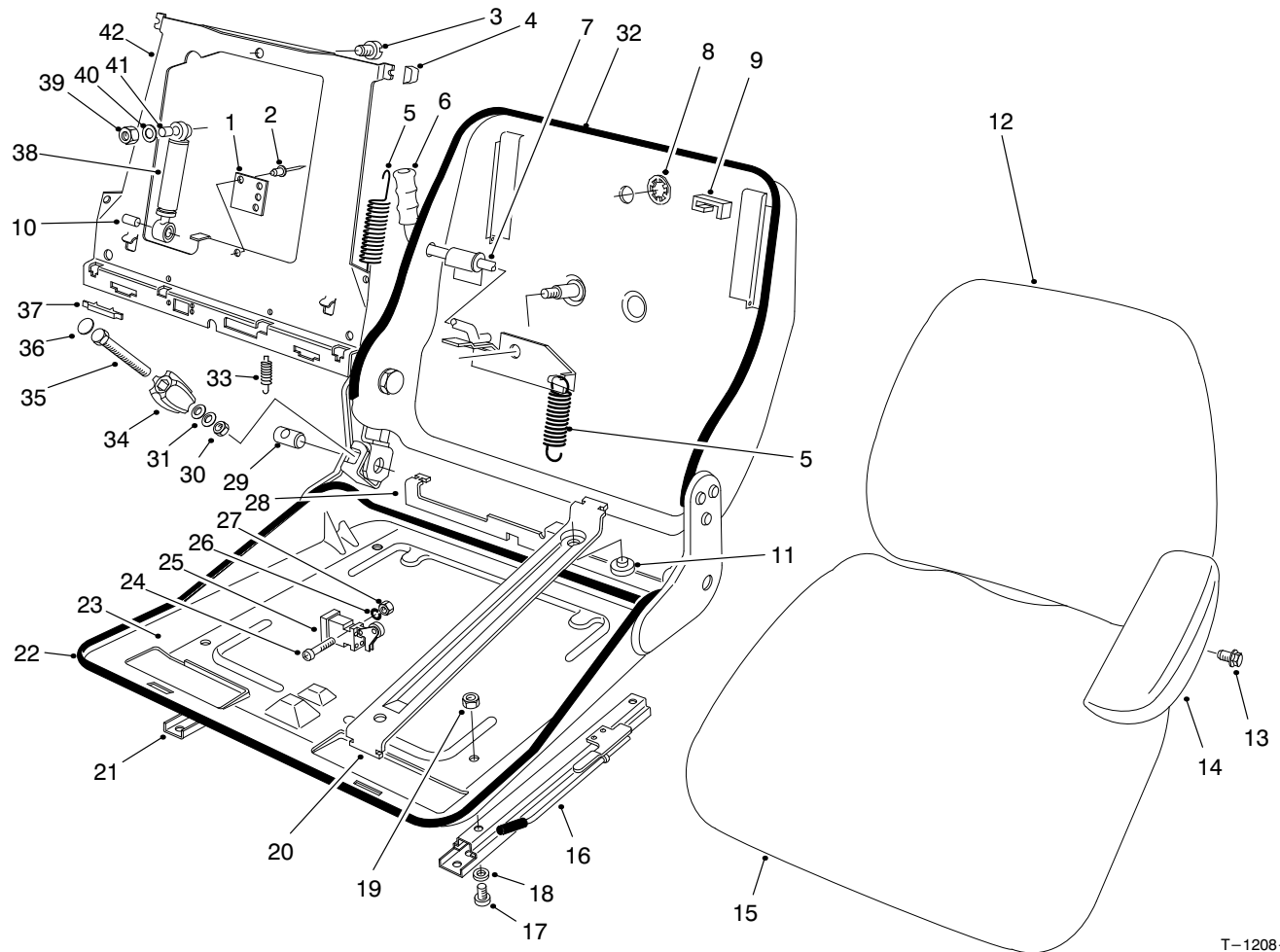
T-1787

## SEAT PLATFORM & FILLER CAP ASSEMBLY

Ref. No.	Part No.	Description	No. Used
1	3290-355	Clip - Retaining	1
2	3234-5	Screw - Flange Hex. Hd.	6
3	60-2160	Wire - Retaining (Incl. Ref. #1)	1
4	3272-11	Pin - Cotter	2
5	48-9580	Washer	2
6	3290-250	Pin - Hair, Cotter	2
7	3253-15	Washer - Lock	6
8	65-5890	Cap - Tube	2
9	58-1650	Rod - Seat	1
10	82-9340	Switch - Oil Level	1
11	65-5870	Tube - Manual	1
12	71-4040	Asm-Filler Cap (Incl. Ref. #13-16)	1
13	353-961	Bayonet Flange	1
14	32144-107	Screw - HH	6
15	353-963	Gasket	2
16	62-2610	Strainer	1

Ref. No.	Part No.	Description	No. Used
17	46-0670	Screw - Pan Hd.	6
18	92-9200	Cover	1
19	60-5580	Switch - Temperature	1
20	48-9470	Screw - HH	2
21	48-9590	Washer - Lock	2
22	58-6820	Gasket	1
23	93-8067	Decal - Hydraulic Oil	1
24	60-0050	Spring	1
25	58-1640	Pin - Seat Pivot	1
26	68-7850	Strip - Foam	1
27	32128-20	Nut - Hex.	10
30	58-1580	Asm-Seat Frame	1
31	58-9830	Plate - Seat	1
32	26-4840	Spacer	4
33	322-6	Screw - HH	4
34	2412-102	R-Clamp	2
35	3256-24	Washer - Flat	4





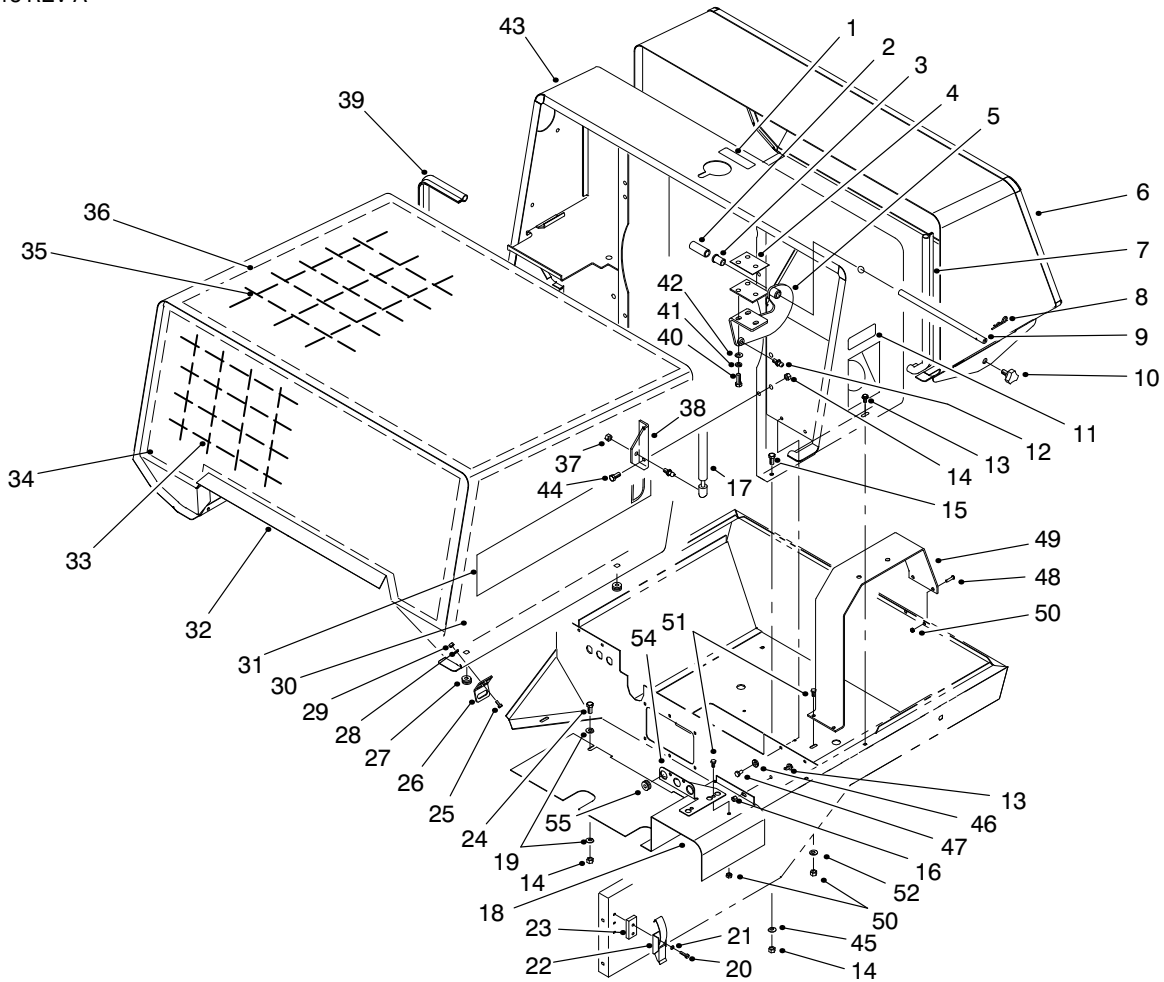
T-1208-2

## SUSPENSION SEAT ASSEMBLY

Ref. No.	Part No.	Description	No. Used	Ref. No.	Part No.	Description	No. Used
1	82-2850	Plate	1	24	82-9640	Screw	2
2	82-9680	Rivet	2	25	82-2810	Asm-Switch (Incl. Ref. #24, & 26-27)	1
3	82-9700	Screw	1	26	82-9620	Washer - Spring	2
4	82-2730	Kit - Wear Parts (Incl. Ref. #8-11)	1	27	82-9630	Nut	2
5	82-2740	Spring Set - Tension	1	†28		Pivot - Back Plate	1
6	56-4150	Grip - Handle	1	29	56-4170	Clevis - Threaded	1
7	82-2870	Lever - Adjust	1	30	56-3890	Nut	1
†8		Cover	1	31	56-3880	Washer	2
†9		Bumper	2	32	82-9720	Trim - Backrest	1
†10		Bushing	1	33	82-2860	Spring Set - Tension	1
†11		Pad	2	34	82-2750	Asm-Spindle Adj. (Incl. Ref. #29-31 & 34-36)	1
12	82-2800	Cushion - Backrest	1	35	82-2710	Screw	1
13	56-3850	Screw - Mach. Hex. Hd.	4	†36		Cover	1
14	55-4330	Arm Rest - L.H.	1	37	82-2830	Clamp	2
*	55-4331	Arm Rest - R.H.	1	38	82-2770	Asm-Shock Absorber	1
15	82-2840	Cushion - Bottom	1	39	82-9670	Nut	1
16	92-2951	Rail - Adjust. L.H.	1	40	56-3940	Washer	1
17	82-9690	Screw	4	41	82-2760	Kit - Bushing (Incl. Ref. #39 & 40)	1
18	82-9660	Washer	4	†42		Plate - Backrest	1
19	82-9650	Nut	4	*	82-2880	Asm-Weight Adj. (Incl. Ref. #5-7 & 41)	1
20	82-2820	Asm-Swing Arm (Incl. Ref. #28 & 41)	1				
21	82-2790	Rail - Adjust. R.H.	1				
22	82-9710	Trim - Bottom	1				
23	82-2720	Frame - Seat	1				

\* Not Illustrated

† Not Serviceable Separately



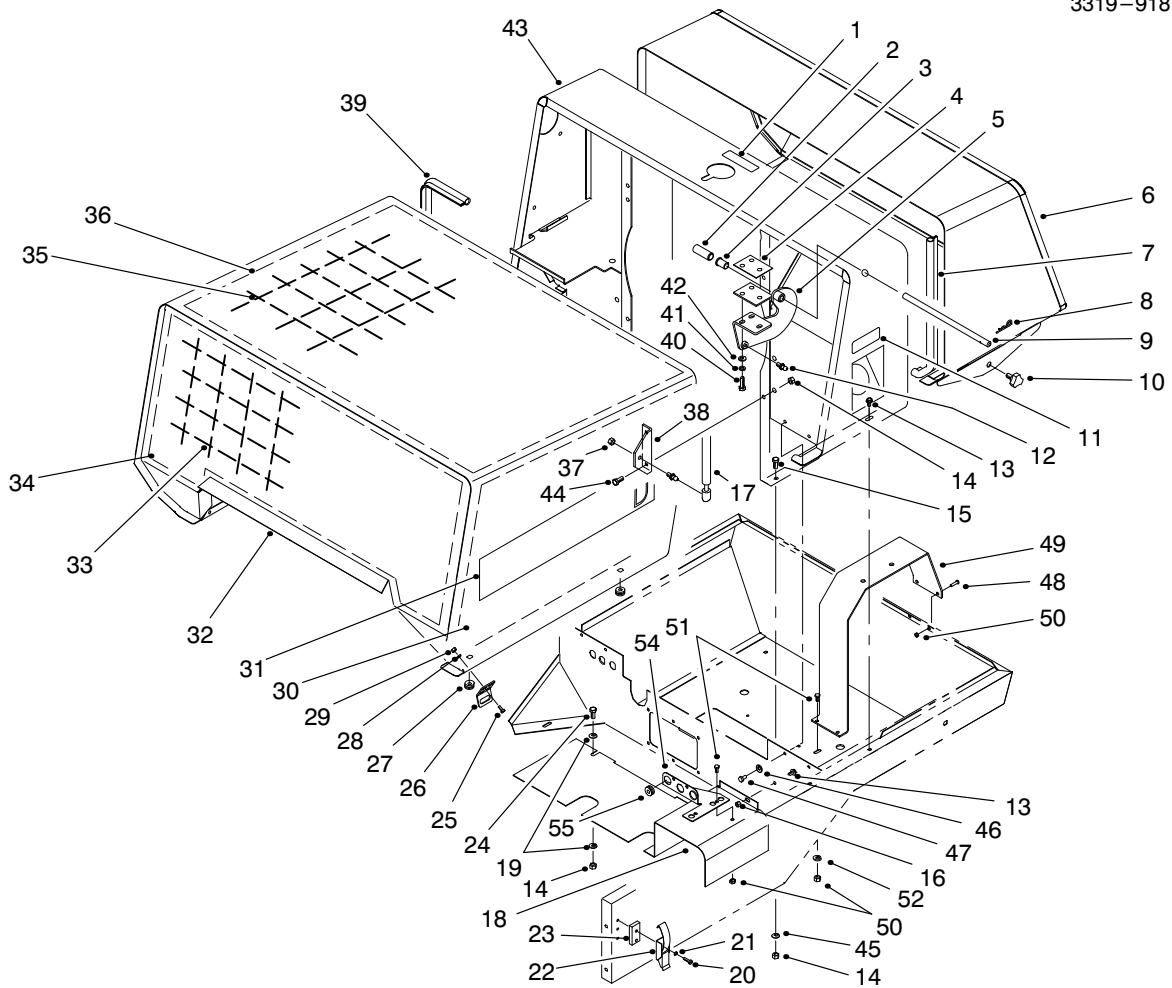
T-2885-1

## FRONT & REAR CANOPY ASSEMBLY

Ref. No.	Part No.	Description	No. Used
1	93-9404	Decal - Coolant	1
2	92-5655	Spacer	2
3	58-3930	Bushing - Flange	2
4	58-5330	Spacer - Hinge	2
*	58-5350	Spacer - Hinge	2
5	58-1970	Hinge - LH	1
*	58-1980	Hinge - RH	1
6	92-6086	Screen - Rear	1
7	92-5253	Strip - Sealing	1
8	3290-355	Pin - Hair Cotter	2
9	58-3910	Pin - Hinge	2
10	77-3620	Knob - Retainer	2
11	93-6680	Decal - Diesel Fuel	1
12	86-6130	Stud - Ball	4
13	3234-13	Screw - Hex. Flange Hd.	5
14	3296-29	Nut - Lock	9
15	322-5	Screw - HH	4
16	3296-56	Nut - Lock	1
17	88-6760	Spring - Gas	2
18	92-5270	Baffle - Lower Body	1
19	3256-23	Washer - Flat	2
20	3250-25	Screw - Pan Hd.	4
21	3253-2	Washer - Lock	4
22	58-5380	Latch - Draw	2
23	58-7070	Spacer	2
24	322-3	Screw - HH	1
25	3250-31	Screw - Pan Hd.	8

Ref. No.	Part No.	Description	No. Used
26	68-6040	Bracket - Latch	2
27	237-141	Grommet	4
28	3256-51	Washer - Flat	8
29	3296-27	Nut - Hex.	8
30	92-5681	Foam - Side LH	1
*	92-5680	Foam - Side RH	1
31	98-3822	Decal - RM4000D	2
32	92-4713	Canopy - Front	1
33	92-5673	Support - Foam Front	1
34	92-5679	Foam - Front	1
35	92-5672	Support - Foam Top/Side	1
36	92-5678	Foam - Top	1
37	48-9510	Nut - Lock	2
38	92-5652	Bracket - Gas Spring	2
39	92-6060	Strip - Sealing	1
40	57-6380	Screw - HH	6
41	42-9850	Washer - Lock	6
42	48-8030	Washer - Flat	6
43	94-8241	Canopy - Center (Incl. Ref. #1 & 11)	1
44	322-4	Screw - HH	4
45	3256-3	Washer - Flat	4
46	3253-3	Washer - Lock	4
47	321-2	Screw - HH	4
48	3250-45	Screw - Pan Hd.	2
49	94-8226	Mount - Air Cleaner	1
50	3296-42	Nut - Hex. Lock	6

\* Not Illustrated

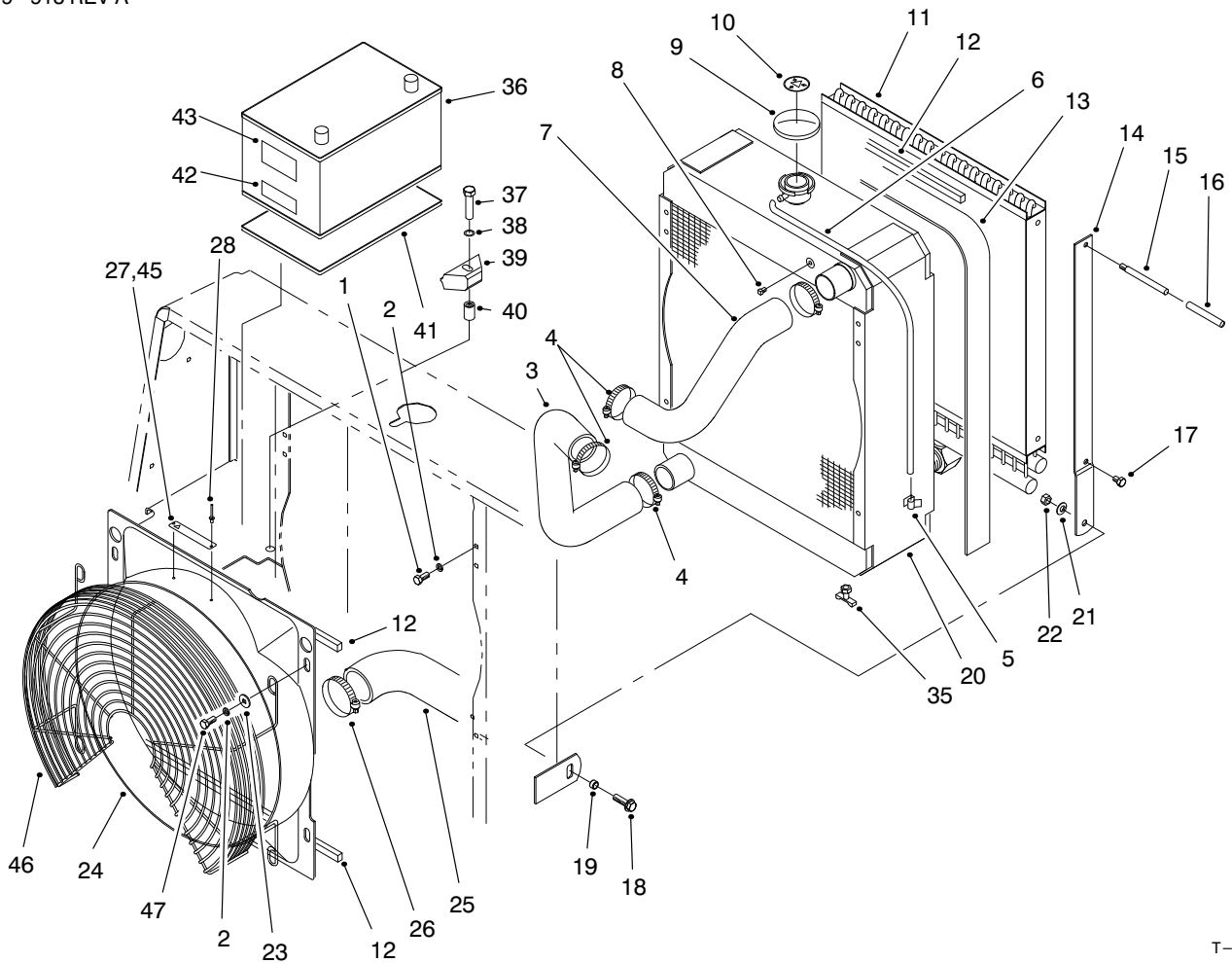


T-2885-1

## FRONT & REAR CANOPY ASSEMBLY (Continued)

Ref. No.	Part No.	Description	No. Used	Ref. No.	Part No.	Description	No. Used
51	321-3	Screw - HH	4	54	98-1293	Bracket	1
52	3256-22	Washer - Flat	2	55	240-9	Grommet	2

\* Not Illustrated

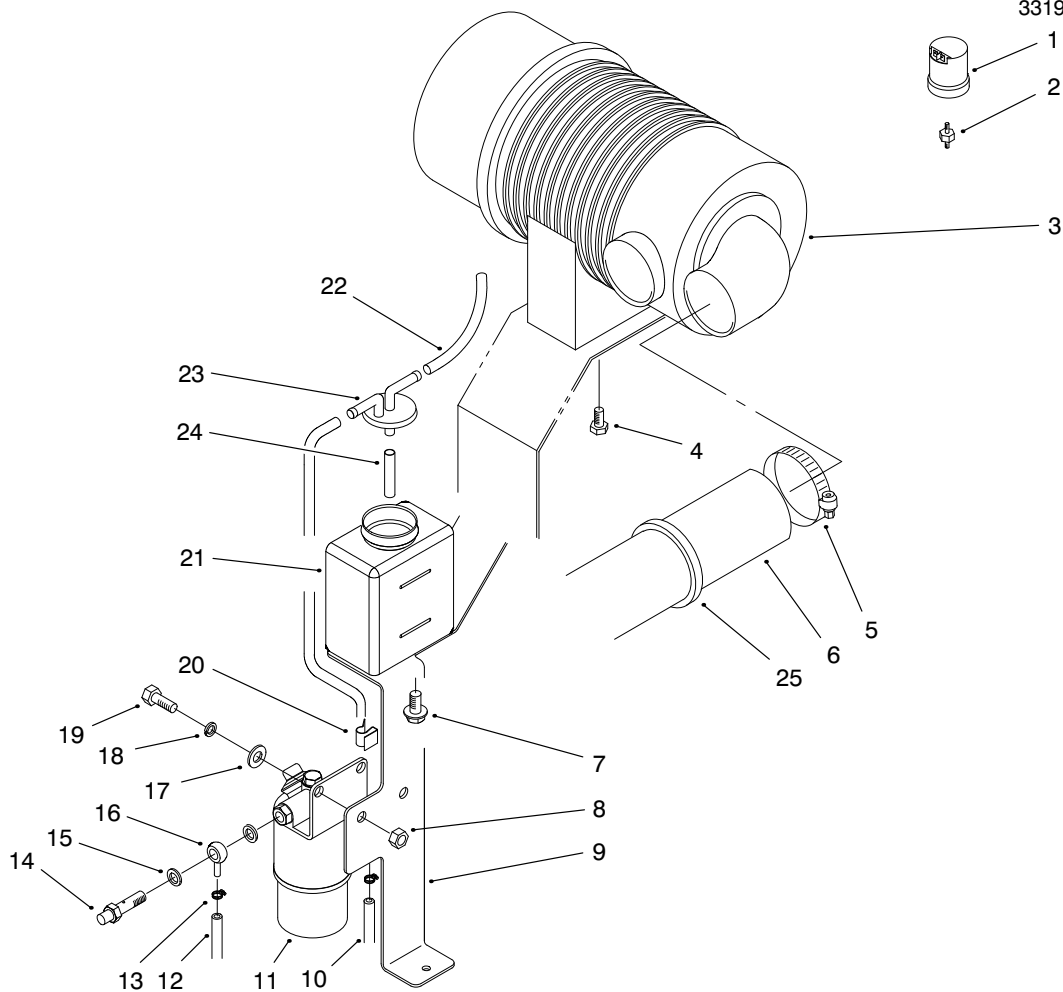


T-2841-1

## RADIATOR & OIL COOLER ASSEMBLY

Ref. No.	Part No.	Description	No. Used
1	322-3	Screw - HH	2
2	3253-4	Washer - Lock	6
3	98-1215	Hose - Radiator Lower	1
4	2412-92	Clamp - Hose	4
5	60-0930	Clip	3
6	98-7895	Hose - Overflow	1
7	98-1214	Hose - Radiator Upper	1
8	281-2	Plug Pipe	1
9	58-5420	Cap - Radiator	1
10	59-8440	Decal - Warning	1
11	58-5540	Cooler - Hydraulic Oil	1
12	68-7575	Strip - Sealing	3
13	92-6062	Foam - Radiator Seal	1
14	92-4753	Strap - Oil Cooler	2
15	75-7790	Handle	2
16	47-2550	Grip - Handle	2
17	48-7680	Screw - HH	2
18	3234-11	Screw - Hex. Flange Hd.	2
19	76-2290	Spacer	2
20	92-4729	Asm - Radiator (Incl. Ref. #35)	1

Ref. No.	Part No.	Description	No. Used
21	3256-24	Washer - Flat	4
22	3296-39	Nut - Lock	2
23	3256-71	Washer - Flat	4
24	98-1250	Shroud - Fan	1
25	98-1234	Hose - Intake	1
26	2412-42	Clamp - Hose	1
27	76-8750	Plate - Caution	1
28	3290-271	Rivet - Pop	2
35	304-46	Valve - Drain	1
†36		Battery	1
37	323-9	Screw - HH	1
38	3256-24	Washer	1
39	66-2490	Retainer - Battery	1
40	32148-9	Insert - Threaded	1
41	93-1420	Tray - Battery	1
42	93-6668	Decal - Battery	1
43	93-7276	Decal - Danger	1
45	93-6681	Decal - Fan	1
46	98-3827	Guard - Fan	1
47	322-6	Screw - HH	4

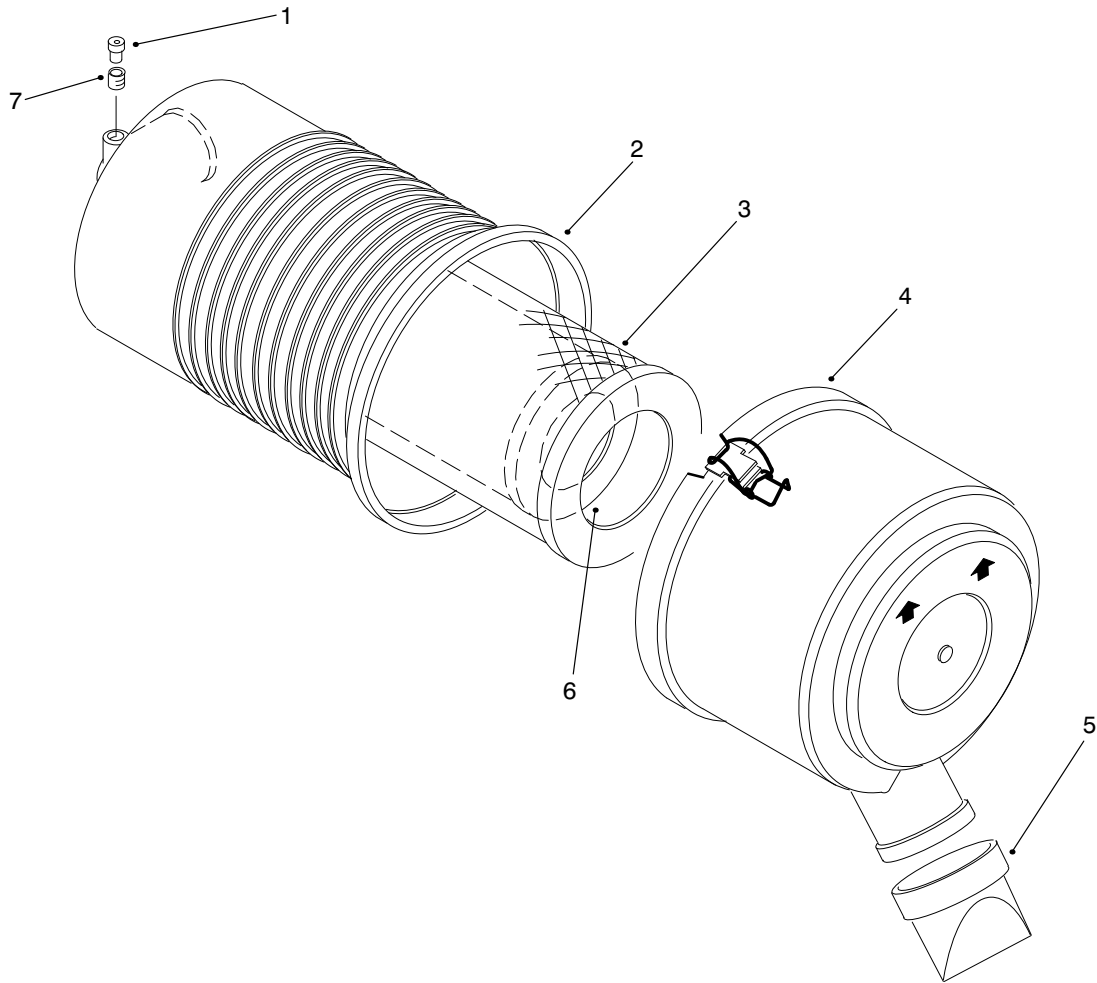


T-2842-2

## AIR CLEANER & FUEL FILTER ASSEMBLY

Ref. No.	Part No.	Description	No. Used	Ref. No.	Part No.	Description	No. Used
1	69-1940	Indicator - Electrical	1	13	2412-108	Clamp - Hose	2
2	94-1416	Adapter Asm. - Indicator	1	†14		Bolt	1
3	93-7485	Filter Assembly	1	†15		Washer	2
4	33104-016	Screw - HHF	2	16	76-5190	Fitting - Fuel Filter	2
5	2412-125	Clamp - Hose	1	17	3256-24	Washer - Flat	2
6	98-1234	Hose - Intake	1	18	3253-21	Washer - Lock	2
7	33114-016	Screw - HH	2	19	323-7	Screw - HH	2
8	3296-39	Nut - Hex. Lock	2	20	60-0930	Clip - Edge	1
9	98-1239	Bracket - Fuel	1	21	93-2049	Tank - Overflow	1
10	98-7893	Hose - Fuel	1	22	60-3680	Hose - Overflow	2
11	76-5300	Fuel Filter Assembly (Incl. Ref. #14 & 15)	1	23	93-2048	Cap - Overflow Tank	1
12	98-7894	Hose - Fuel	1	24	94-1348	Hose - Tank, Recovery	1
				25	98-7896	Trim - Lock	1

† Not Serviceable Separately



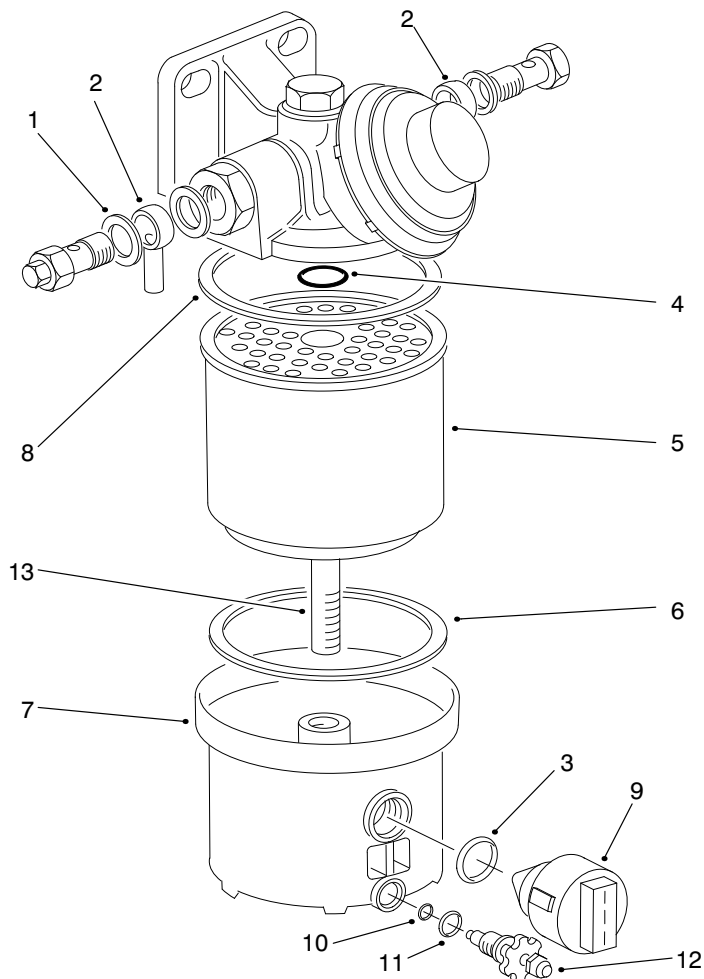
T-2076-1

## AIR CLEANER ASSEMBLY NO. 93-7485

Ref. No.	Part No.	Description	No. Used
1	93-9164	Indicator	1
†2		Asm - Body	1
3	93-9162	Filter - Primary	1
4	93-5986	Asm - Cover	1

Ref. No.	Part No.	Description	No. Used
5	94-1414	Valve - Vacuumator	1
6	93-9163	Filter - Safety	1
7	94-1416	Asm - Adapter	1

† Not Serviceable Separately

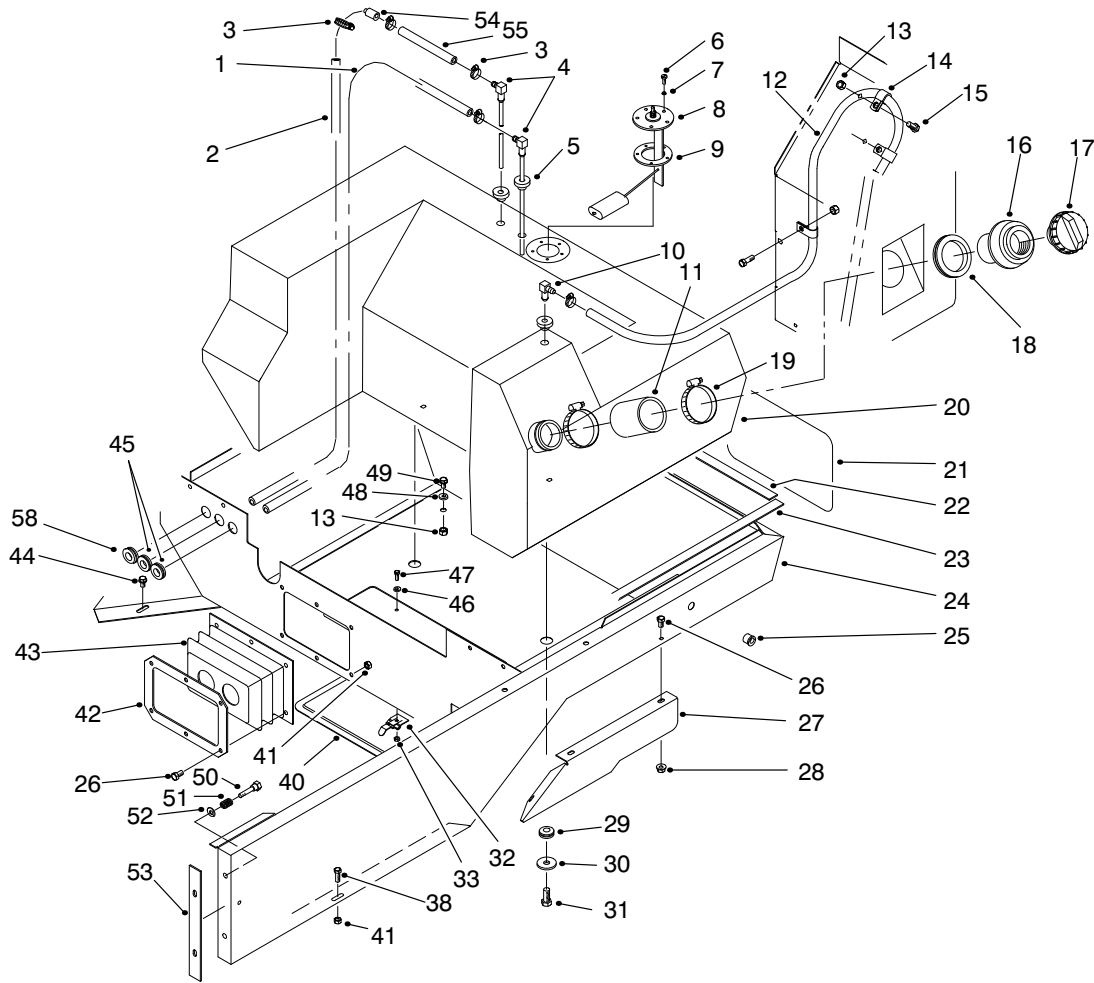


T-0966-2

## FUEL FILTER ASSEMBLY NO. 76-5300

Ref. No.	Part No.	Description	No. Used	Ref. No.	Part No.	Description	No. Used
1	76-5180	Washer - Copper	4	†8		Seal - Gasket	1
2	76-5190	Fitting - Adjustable	2	9	76-5320	Water Sensor Assembly (Incl. Ref. #3)	1
3	94-8025	O-Ring	1	10	94-8027	O-Ring	1
†4		Seal - O-Ring	1	11	94-8028	O-Ring	1
5	76-5220	Element - Filter (Incl. Ref. #4, 6 & 8)	1	12	94-8026	Vent Assembly (Incl. Ref. #10 & 11)	1
†6		Seal - Gasket	1	†13		Bolt	1
†7		Cap - Fuel Filter	1				

† Not Serviceable Separately



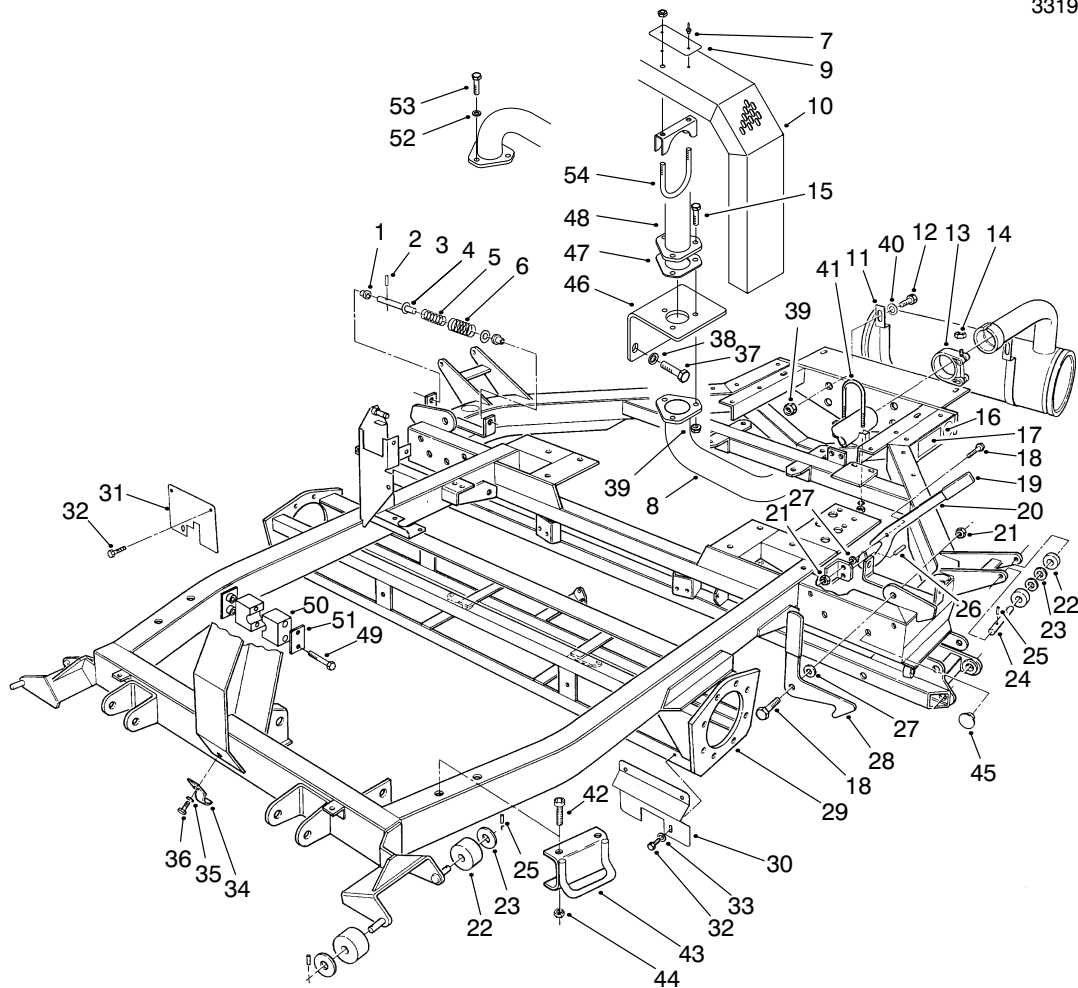
T-2845-2

## FUEL TANK & LOWER BODY ASSEMBLY

Ref. No.	Part No.	Description	No. Used
1	63-7610	Hose - Fuel, Return	1
2	37-9560	Hose - Fuel, Suction	1
3	2412-108	Clamp - Hose	5
4	92-9266	Standpipe	2
5	46-6560	Grommet	3
6	32122-24	Screw - Truss Hd.	5
7	3253-15	Washer - Lock	5
8	92-9267	Sender - Fuel	1
9	62-7650	Gasket - Fuel Sender	1
10	46-6550	Elbow	1
11	92-9272	Hose - Fuel Fill	1
12	92-9283	Hose - Vent, Fuel	1
13	3296-29	Nut - Lock	6
14	92-6064	R-Clamp	4
15	322-3	Screw - HH	4
16	92-5674	Neck - Fuel Fill	1
17	93-3102	Cap - Fuel	1
18	92-5675	Grommet	1
19	2412-42	Clamp - Hose	2
20	93-1402	Tank - Fuel	1
21	66-6140	Decal - TORO	1
22	92-5671	Strip - Sealing	1
23	92-5670	Strip - Sealing	2
24	92-4703	Body - Lower	1
25	32148-9	Nut - Insert	2
26	321-2	Screw - HH	9

Ref. No.	Part No.	Description	No. Used
27	92-6069	Shield - Exhaust	1
28	32128-33	Nut - Lock, Flange Hd.	3
29	240-11	Grommet	2
30	63-8410	Washer - Flat	2
31	323-5	Screw - HH	2
32	52-9590	Latch	4
33	3296-12	Nut - Lock	4
38	3234-4	Screw - Hex. Flange Hd.	1
40	92-5654	Panel - Clean Out	1
41	3296-56	Nut - Lock	7
42	92-5653	Ring - Clamp	1
43	92-5269	Bellows	1
44	3234-13	Screw - Taptite	2
45	240-9	Grommet	2
46	3256-51	Washer - Flat	4
47	32144-1	Screw - Hex. Hd.	4
48	3256-23	Washer - Flat	2
49	3234-17	Screw - Hex. Flange Hd.	2
50	94-8270	Bolt - Shoulder	4
51	63-4220	Spring	4
52	3256-78	Washer - Plain	4
53	94-8258	Foam - Strip	2
54	98-7612	Filter - Fuel	1
55	94-1348	Hose - Fuel	1
58	60-4350	Grommet	1





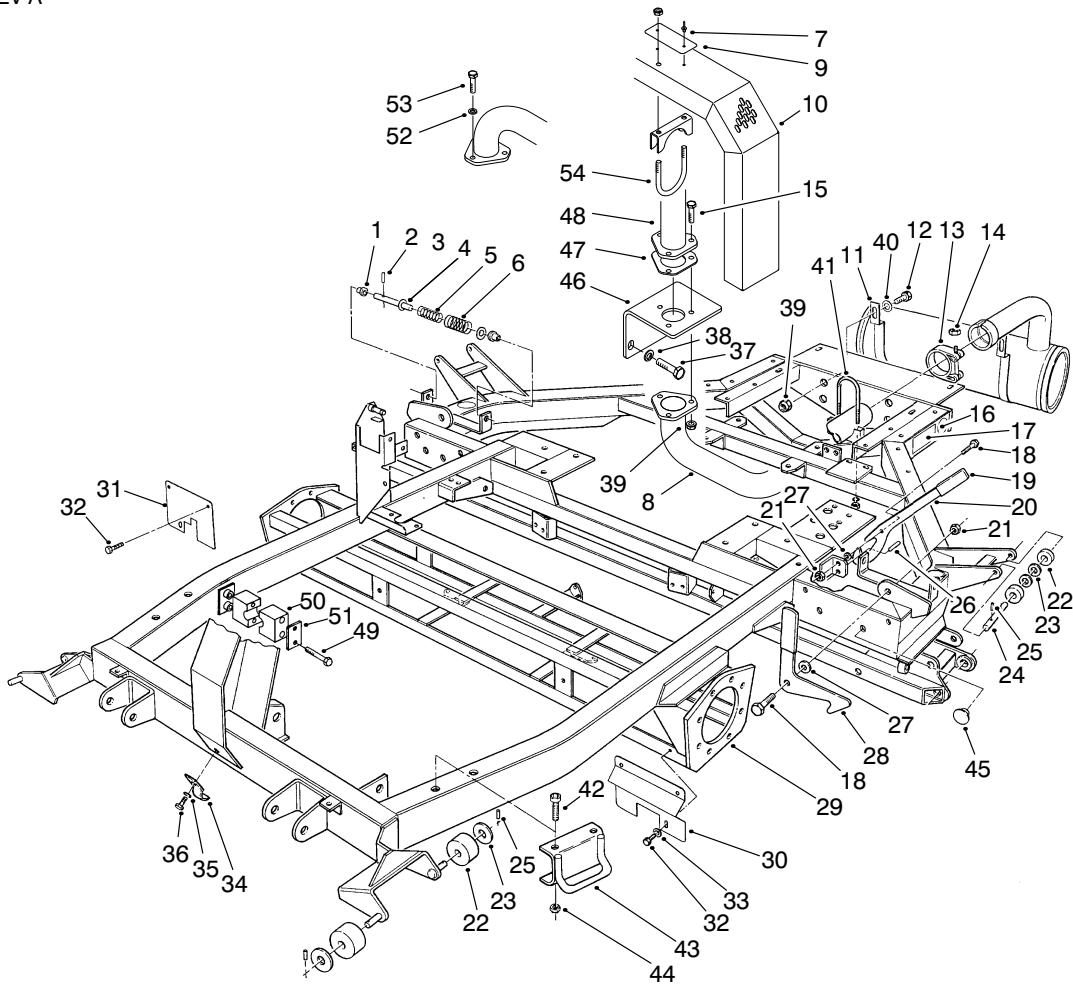
T-2846-2

## CHASSIS & MUFFLER ASSEMBLY

Ref. No.	Part No.	Description	No. Used	Ref. No.	Part No.	Description	No. Used
1	58-2800	Bushing	4	22	82-4910	Roller	8
2	60-3720	Pin - Roll	2	23	51-2060	Washer	8
3	58-2810	Rod	2	24	60-0160	Pin - Roller Rear	2
4	3256-7	Washer - Flat	4	25	60-2110	Pin - Roll	8
5	48-6780	Spring	2	26	48-8830	Pin - Roll	1
6	60-1240	Spring	2	27	48-8850	Washer - Bevel	3
7	3290-271	Rivet - Pop	2	28	86-6590	Lever - LH	1
8	98-1230	Tube - Exhaust	1	*	86-6580	Lever - RH	1
9	95-0645	Plate - Hot Surface	1	29	94-8268	Chassis	1
10	98-7890	Shield - Exhaust (Incl. Ref. #9)	1	30	60-4190	Grass Shield - L.H.	1
11	74-2850	Muffler (Model 03706)	1	31	60-4200	Grass Shield - R.H.	1
11	92-5273	Muffler (Model 03707)	1	32	48-6900	Screw - Hex Hd.	6
*	74-2900	Spark Arrester - Muffler (Optional)	1	33	48-8010	Washer	2
12	323-9	Screw - HH	2	34	60-2080	Clamp - Hose	1
13	2412-132	Clamp (Incl. Ref. #14)	1	35	42-9850	Washer - Lock	1
‡14		Nut	1	36	48-7680	Screw - HH	1
15	322-7	Screw - HH	3	37	42-9340	Screw - HH	2
16	58-6520	Decal - Grease	3	38	43-5940	Washer - Spring	2
17	93-9405	Decal - Tire Pressure	2	39	3296-29	Nut - Lock	5
18	60-6870	Screw	3	40	3256-24	Washer - Flat	2
19	48-7080	Cap	3	41	76-3560	Clamp - Exhaust	1
20	86-6570	Lever	1	42	3289-25	Screw - Socket Flat Hd.	4
21	51-2070	Nut	3	43	92-4768	Tiedown	2
				44	3296-23	Nut - Lock	4
				45	92-6059	Plug - Button	12
				46	98-1246	Bracket	1

\* Not Illustrated

‡ Not Serviceable Separately



T-2846-2

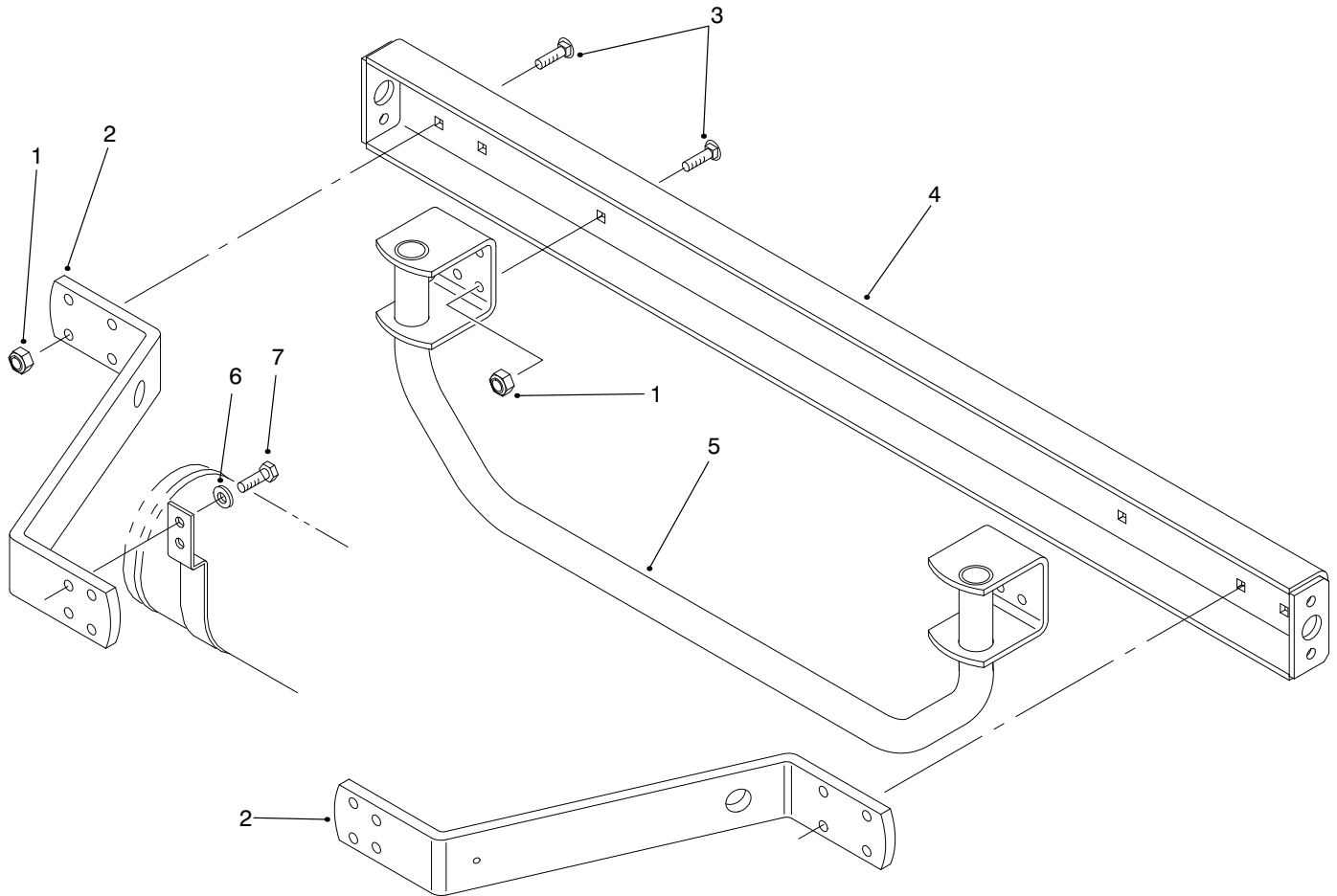
## CHASSIS & MUFFLER ASSEMBLY (Continued)

Ref. No.	Part No.	Description	No. Used
47	98-7817	Gasket - Muffler	3
48	98-1231	Tube - Upper	1
49	321-9	Screw - HH	2
50	82-2990	Clamp - Tube	2

Ref. No.	Part No.	Description	No. Used
51	82-2980	Plate - Cover	1
52	42-9850	Washer - Lock	3
53	33114-030	Screw - HH	3
54	2112-6	Clamp - Muffler	2

\* Not Illustrated

‡ Not Serviceable Separately

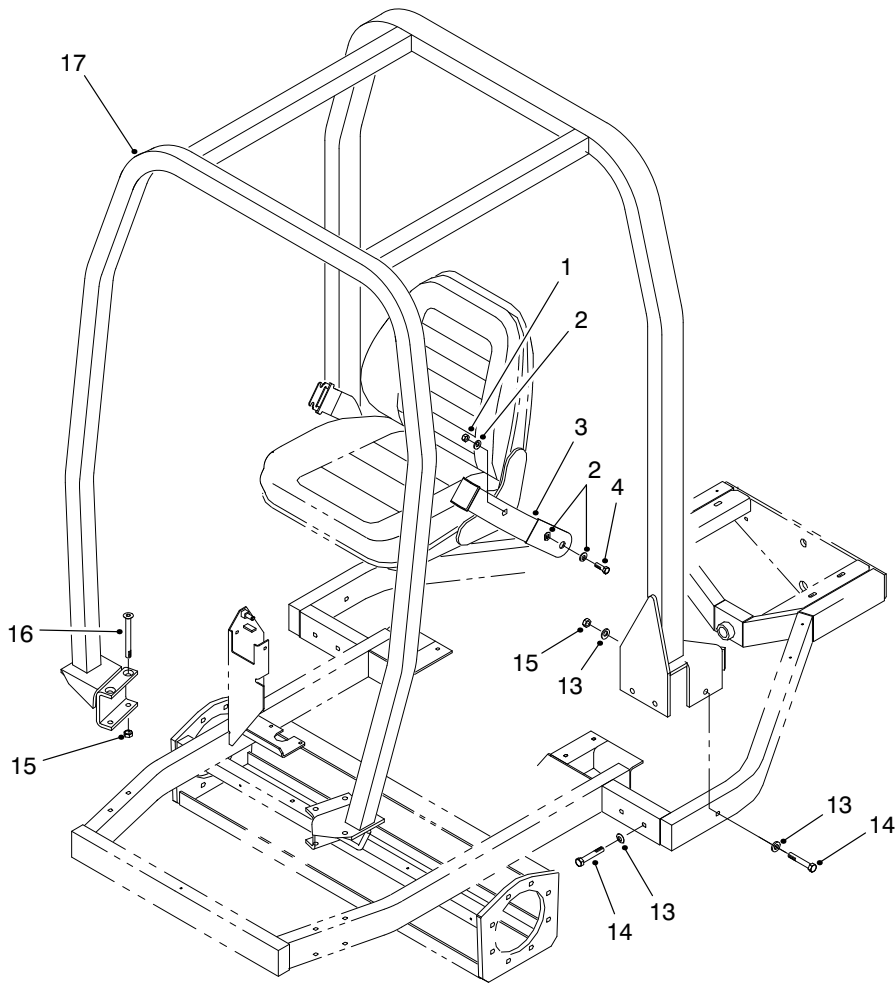


T-2388-3

## BUMPER, GUARD & BRACKET ASSEMBLY

Ref. No.	Part No.	Description	No. Used
1	3296-39	Nut - Lock	12
2	92-6051	Bracket - Bumper	2
3	3231-25	Bolt - Carriage	12
4	92-6052	Bumper	1

Ref. No.	Part No.	Description	No. Used
5	92-6050	Guard - Hose	1
6	3256-24	Washer - Flat	4
7	323-9	Screw - Cap Hex. Hd.	4

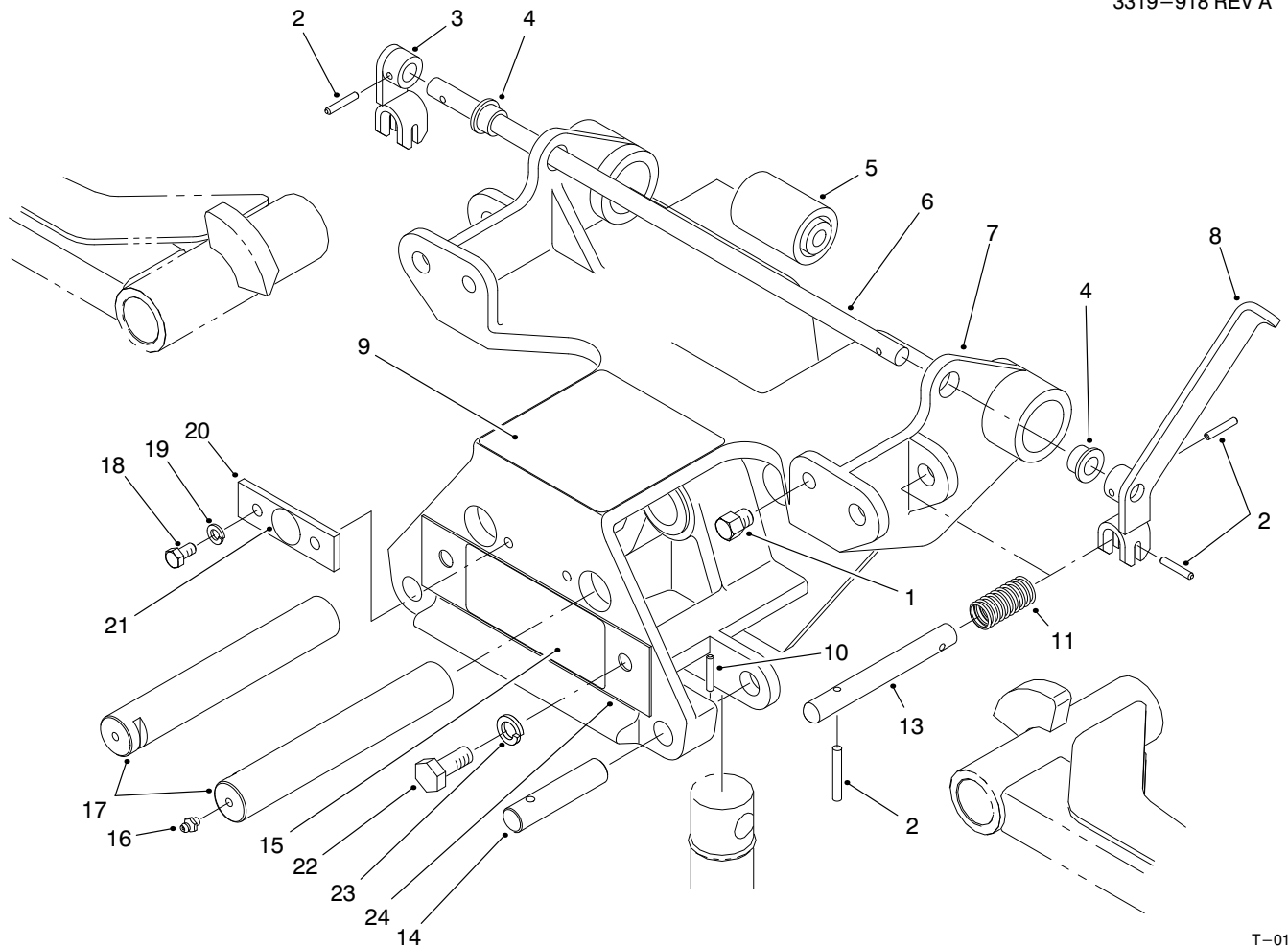


T-2892-1

## ROLL OVER PROTECTION SYSTEM (R.O.P.S.) (MODEL NO. 03707 ONLY)

Ref. No.	Part No.	Description	No. Used
1	3296-48	Nut - Lock	2
2	3256-25	Washer - Flat	6
3	21-4191	Seat Belt Assembly	1
4	324-5	Screw - Cap Hex. Hd.	2
13	3256-26	Washer - Flat	12

Ref. No.	Part No.	Description	No. Used
14	325-12	Screw - Cap Hex. Hd.	6
15	3296-23	Nut - Lock	10
16	3289-25	Screw - Socket Flat Hd.	4
17	92-2987	R.O.P.S. Frame Assembly	1



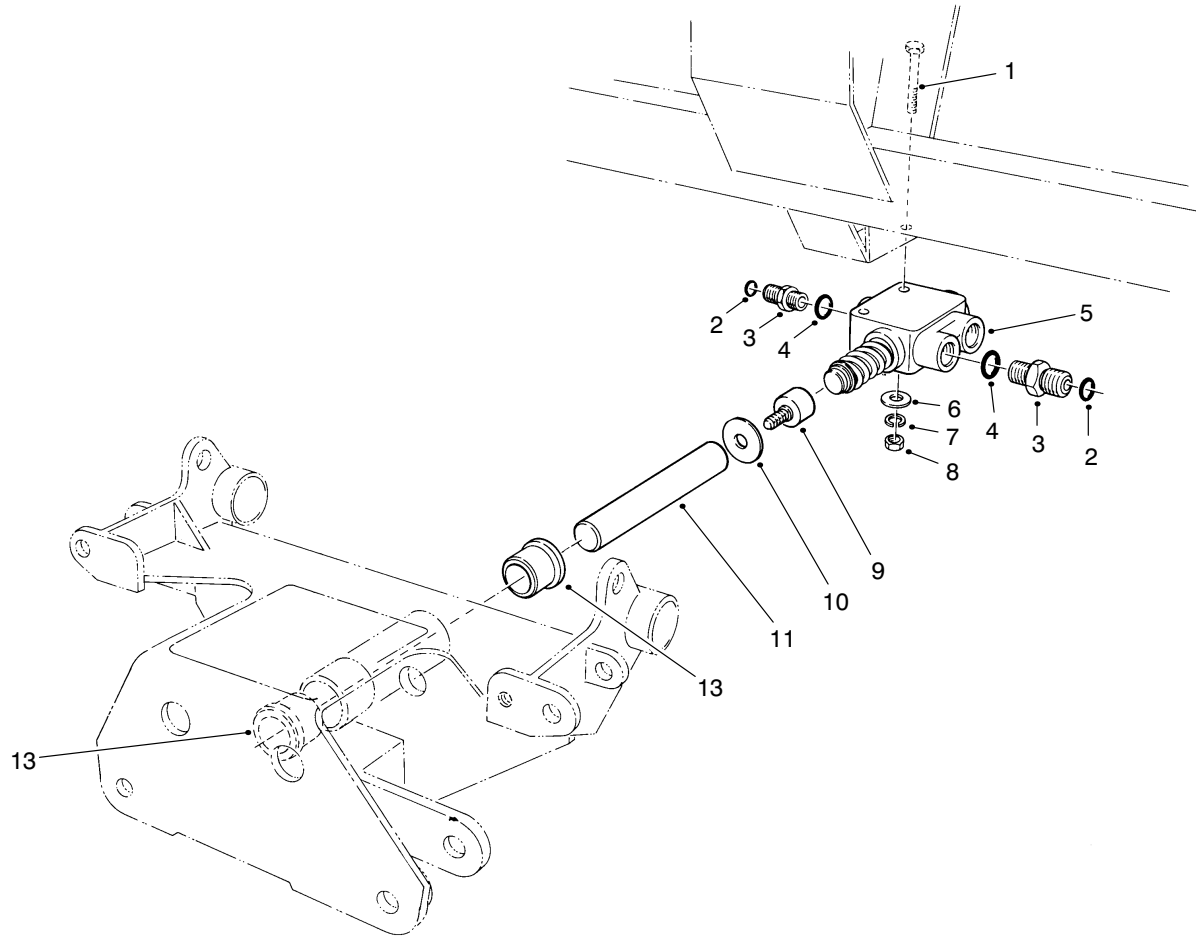
T-0133

## FRONT CARRIER ASSEMBLY

Ref. No.	Part No.	Description	No. Used
1	82-9250	Stud - Threaded	2
2	60-2000	Pin - Dowel	6
3	60-1750	Lever - R.H.	1
4	60-1990	Bushing - Flange	2
5	47-7010	Bushing	2
6	60-1820	Shaft - Pivot	1
7	74-2920	Carrier - Front	1
8	60-1780	Lever - L.H.	1
9	82-9370	Pad - Step	1
10	3285-11	Pin - Spirol	2
11	60-0670	Spring - Compression	2
13	82-9360	Rod - Latch	2

Ref. No.	Part No.	Description	No. Used
14	58-2720	Pin - Cylinder Mount	2
15	93-9400	Decal - Towing	1
16	302-5	Fitting - Grease	2
17	60-0090	Pin - Lift Arm, Pivot	2
18	322-2	Screw - HH	2
19	3253-4	Washer - Lock	2
20	60-0190	Retainer	1
21	58-6520	Decal - Grease	1
22	325-2	Screw - HH	2
23	3253-7	Washer - Lock	2
24	84-6480	Plate - Decal	1

\* Not Illustrated

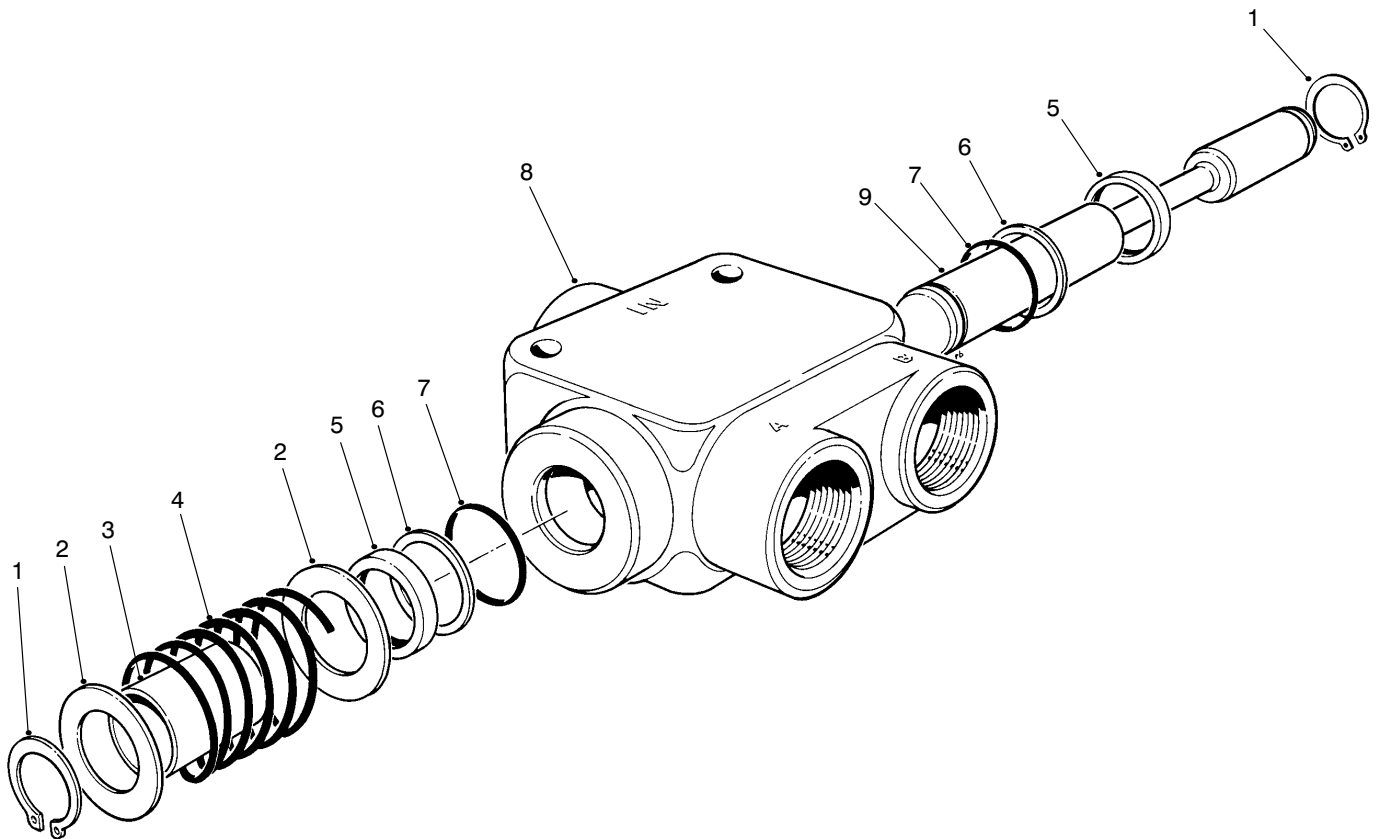


T-0134A

## PUSH ROD ASSEMBLY

Ref. No.	Part No.	Description	No. Used
1	322-12	Screw - HH	2
2	237-65	O-Ring	3
3	340-7	Fitting - Straight (Incl. Ref. #2 & 4)	3
4	237-80	O-Ring	3
5	58-5460	Valve - Shutoff	1
6	3256-23	Washer - Flat	2

Ref. No.	Part No.	Description	No. Used
7	3253-4	Washer - Lock	2
8	3217-6	Nut - Hex	2
9	59-7140	Bumper	1
10	3256-68	Washer	A/R
11	60-0300	Rod	1
13	48-6640	Bushing - Flange	2



T-0135

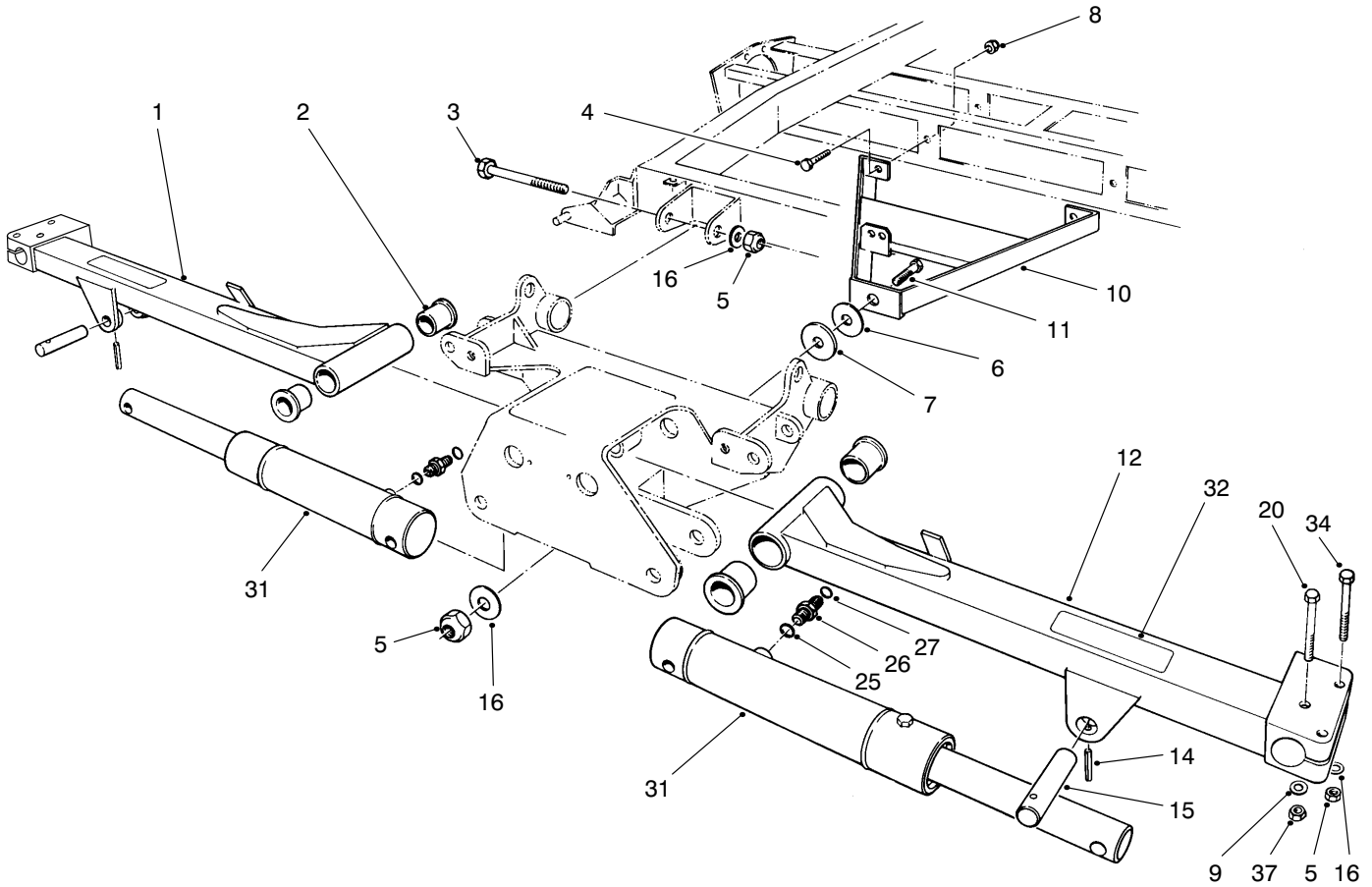
## REEL SHUT-OFF VALVE NO. 58-5460

Ref. No.	Part No.	Description	No. Used
1	59-7810	Circlip	2
2	59-7820	Washer	2
†3		Spacer	1
4	59-7840	Spring	1
5	59-7850	Wiper	2
6	59-7860	Backup Washer	2

Ref. No.	Part No.	Description	No. Used
7	59-7780	O-Ring	2
†8		Body	1
†9		Spool	1
*	59-7890	Kit - Seal (Incl. Ref. #1, 5, 6 & 7)	1

\* Not Illustrated

† Not Serviceable Separately



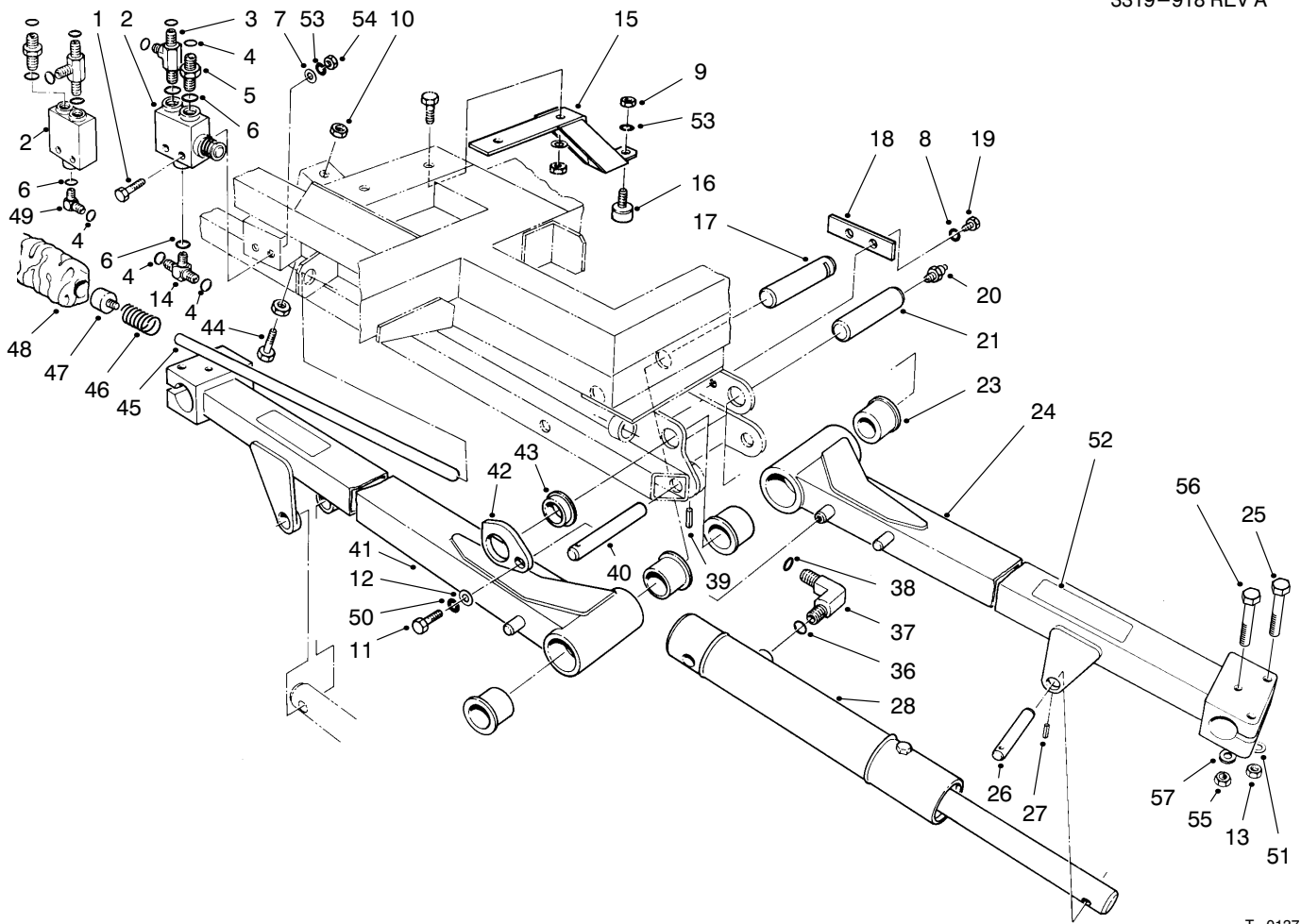
T-0136A

## NO. 2 & 3 LIFT ARMS ASSEMBLY

Ref. No.	Part No.	Description	No. Used
1	92-9291	No. 3 Lift Arm	1
2	68-6480	Bushing	4
3	325-17	Screw - HH	2
4	323-7	Screw - HH	2
5	3296-23	Nut - Lock	2
6	52-6180	Washer	A/R
7	60-3250	Washer - Rubber	1
8	3290-357	Nut - Lock	2
9	3256-56	Washer - Flat	2
10	92-9246	A-Frame	1
11	325-7	Screw - HH	1
12	92-9290	No. 2 Lift Arm	1

Ref. No.	Part No.	Description	No. Used
14	60-1280	Pin - Roll	2
15	58-4380	Pin - Pivot	2
16	3256-26	Washer - Flat	2
20	323-14	Screw - HH	2
25	237-42	O-Ring	2
26	340-2	Adapter (Incl. Ref. #25 & 27)	2
27	237-22	O-Ring	2
31	84-6210	Asm-Hydraulic Cylinder	2
32	93-7331	Decal	1
34	325-34	Screw - HH	4
37	3296-39	Nut - Lock	2



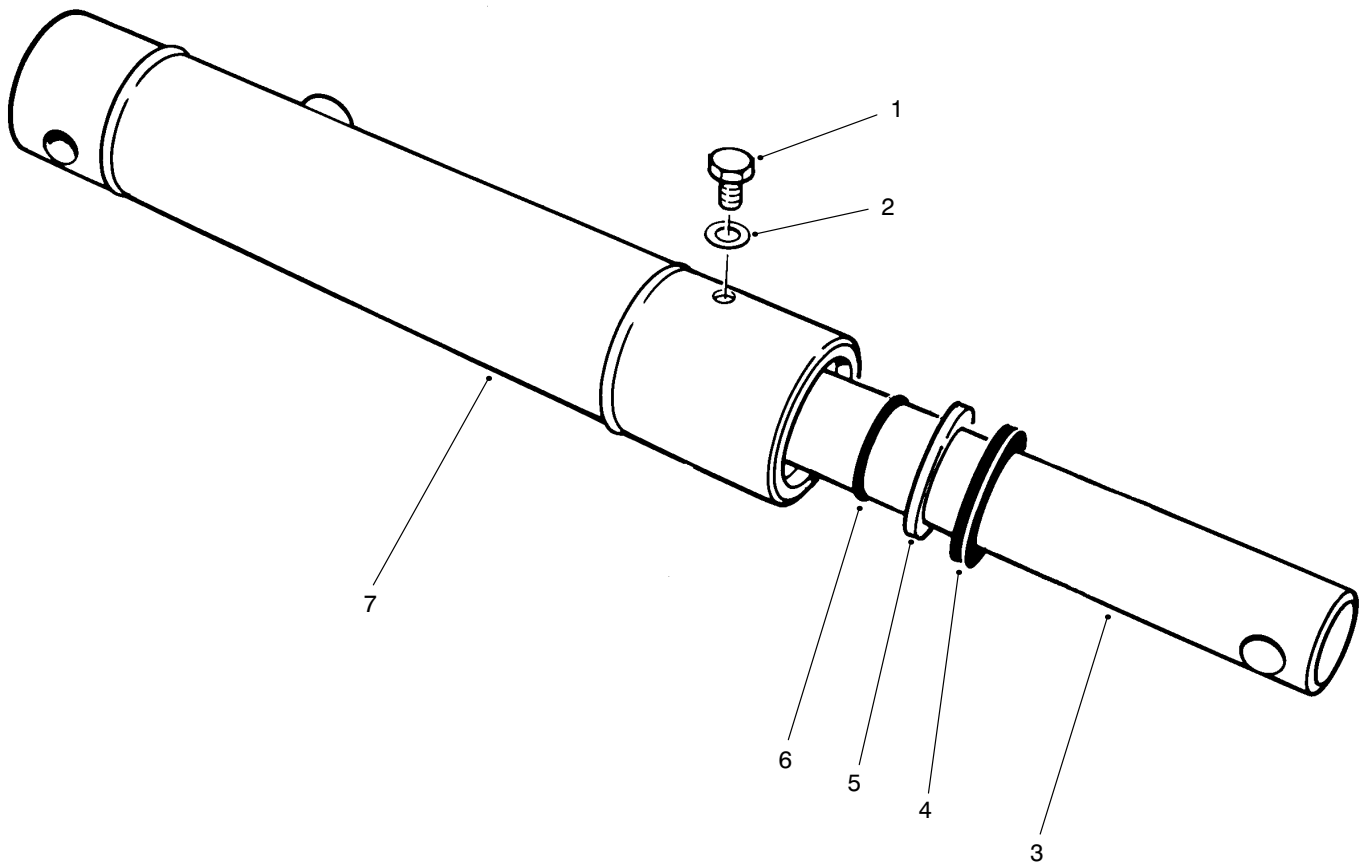


T-0137

## NO. 1, 4 & 5 LIFT ARMS ASSEMBLY

Ref. No.	Part No.	Description	No. Used	Ref. No.	Part No.	Description	No. Used
1	322-12	Screw - HH	4	26	58-4380	Pin - Pivot	3
2	58-5460	Valve - Shut-Off	2	27	60-1280	Pin - Roll	3
3	340-22	Fitting - Tee (Incl. Ref. #4 & 6)	2	28	84-6210	Asm - Hydraulic Cylinder	3
4	237-65	O-Ring	9	36	237-42	O-Ring SAE	3
5	340-7	Fitting (Incl. Ref. #4 & 6)	2	37	340-77	Fitting (Incl. Ref. #36 & 38)	3
6	237-80	O-Ring SAE	6	38	237-22	O-Ring	3
7	3256-23	Washer	4	39	3285-11	Pin - Roll	3
8	42-9850	Washer - Lock	4	40	58-2720	Pin - Pivot	3
9	48-7930	Nut - Hex.	2	41	92-9289	Lift Arm No. 1	1
10	48-9530	Nut - Hex.	2	42	58-9210	Cam	2
11	323-6	Screw - HH	2	43	60-0080	Bushing - Flanged	2
12	3256-3	Washer	2	44	53-5940	Screw - HH	1
13	3296-23	Nut - Lock	6	45	60-1340	Rod - Push RH	1
14	340-93	Fitting - Tee (Incl. Ref. #4 & 6)	1	*	60-1350	Rod - Push LH	1
15	60-1050	Bracket	2	46	58-3570	Spring - Compression	2
16	48-3280	Bumper	2	47	59-7140	Bumper	2
17	60-0090	Pin - #1 Lift Arm Pivot	1	48	58-9630	Sleeve - Protector	2
18	60-0190	Retainer - #1 & 4 Pivot Pin	1	49	340-17	Fitting (Incl. Ref. #4 & 6)	1
*	60-1640	Retainer - #5 Pivot Pin	1	50	3253-5	Washer - Lock	2
19	42-9230	Screw - HH	4	51	3256-26	Washer - Flat	3
20	302-5	Fitting - Grease	3	52	93-7331	Decal	1
21	60-0100	Pin - #4 & 5 Lift Arm Pivot	2	53	3253-4	Washer - Lock	6
23	68-6480	Bushing	6	54	3217-6	Nut - Hex.	4
24	92-9296	Lift Arm No. 4	1	*	92-9297	Lift Arm No. 5	1
25	325-34	Screw - HH	6	55	3296-39	Nut - Lock	3
				56	323-14	Screw - HH	3
				57	3256-56	Washer - Flat	3

\* Not Illustrated



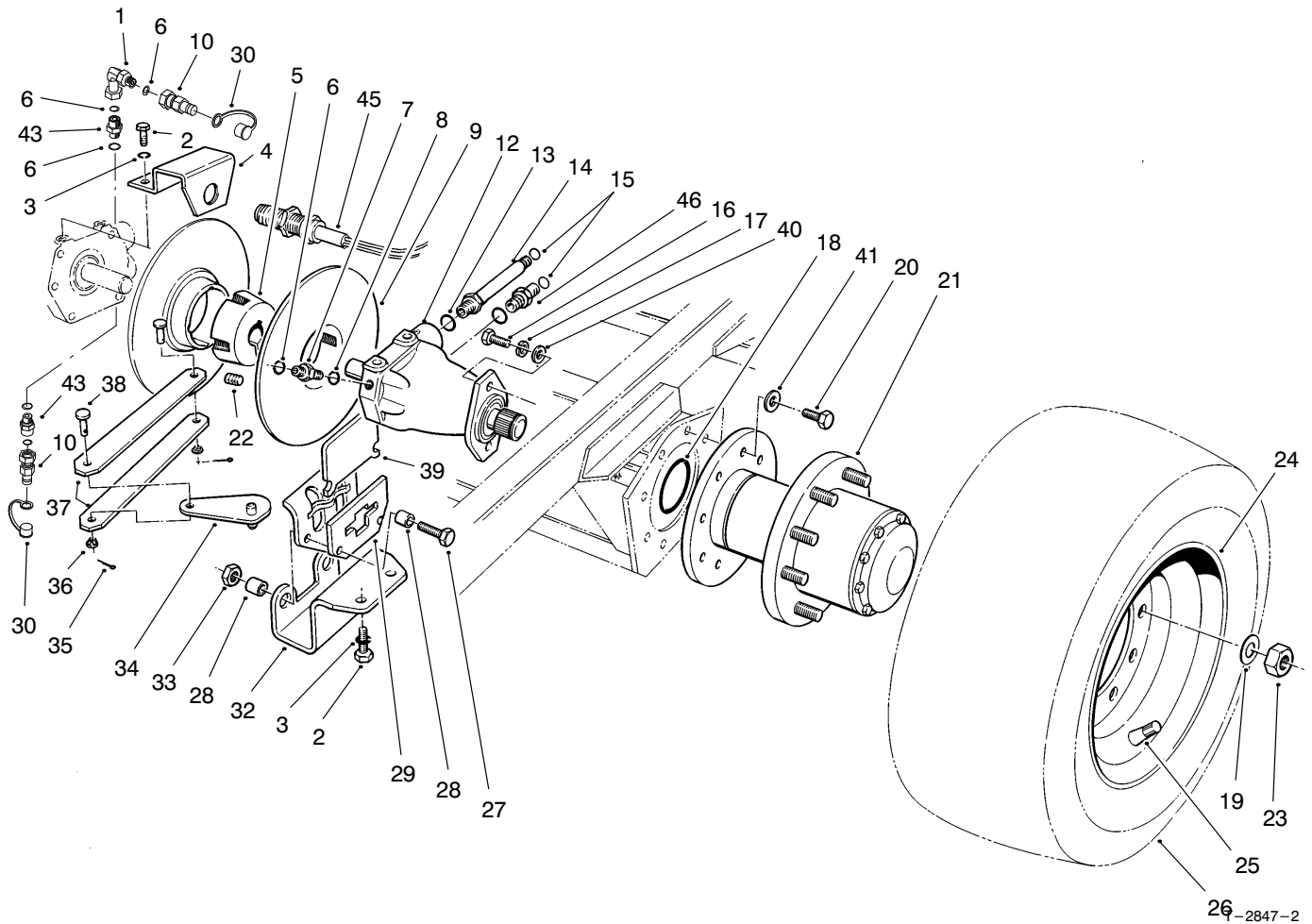
T-1685

## HYDRAULIC CYLINDER ASSEMBLY NO. 84-6210

Ref. No.	Part No.	Description	No. Used
1	60-3660	Screw - Bleed	1
2	60-3650	Washer	1
†3		Rod	1
4	60-3630	Wiper	1
5	60-3620	Seal	1

Ref. No.	Part No.	Description	No. Used
6	60-3610	Ring - Snap	1
†7		Barrel	1
*	62-6370	Kit - Seal (Incl. Ref. #2 & 4-6)	1

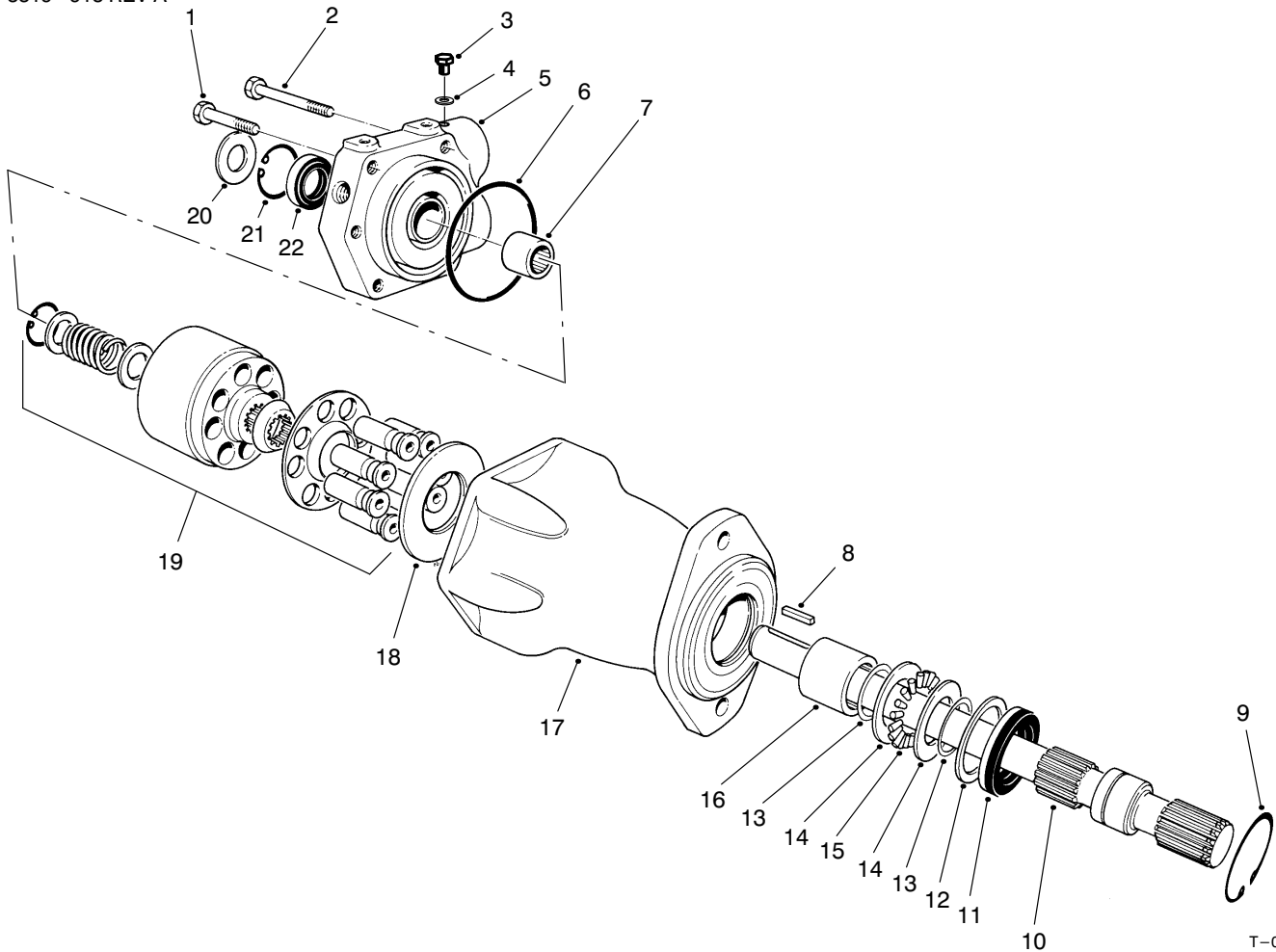
† Not Sold Separately



## TRACTION DRIVE ASSEMBLY

Ref. No.	Part No.	Description	No. Used	Ref. No.	Part No.	Description	No. Used
1	98-1281	Fitting - Hydraulic, 90° (Incl. Ref. #6)	1	22	3247-10	Screw - Set	4
2	322-3	Screw - HH	4	23	3219-5	Nut - Hex.	18
3	3253-4	Washer - Lock	4	24	58-5610	Rim	2
4	82-9330	Bracket - Sensor	1	25	58-5620	Tube - Inner	2
5	23-1840	Bushing (Incl. Ref. #22)	2	26	63-4480	Tire	2
6	237-22	O-Ring	7	27	323-20	Screw - HH	4
7	340-2	Fitting (Incl. Ref. #6 & 8)	2	28	58-3780	Spacer	8
8	237-42	O-Ring	2	29	29-1060	Bracket	2
9	58-0070	Disc - Brake	2	30	353-947	Dust Cap	2
10	86-5480	Fitting	2	32	58-0110	Bracket	2
12	58-5430	Motor - Wheel	2	33	3296-39	Nut - Lock	4
13	237-81	O-Ring	4	34	29-1070	Asm - Lever	2
14	92-6058	Fitting (Model 03706) (Incl. Ref. #13 & 15)	4	35	3272-6	Pin - Cotter	4
14	92-6058	Fitting (Model 03707) (Incl. Ref. #13 & 15)	2	36	60-1740	Nut - Spring	4
15	237-58	O-Ring	4	37	58-2300	Link - Brake	4
16	323-18	Screw - HH	4	38	283-67	Pin - Clevis	4
17	3253-5	Washer - Lock	4	39	29-1080	Pad	4
18	353-949	O-Ring	2	40	3256-3	Washer - Flat	4
19	3253-7	Washer	18	41	3253-8	Washer - Lock	16
20	327-3	Screw - HH	16	42	82-9280	Disc - 22 Hole	2
21	62-6400	Asm - Drive Hub	2	43	98-1282	Fitting (Incl. Ref. #6)	2
				45	75-6700	Sensor - Magnetic	1
				46	340-9	Fitting - Hyd. (Model 03707) (Incl. Ref. #13 & 15)	2

\* Not Illustrated



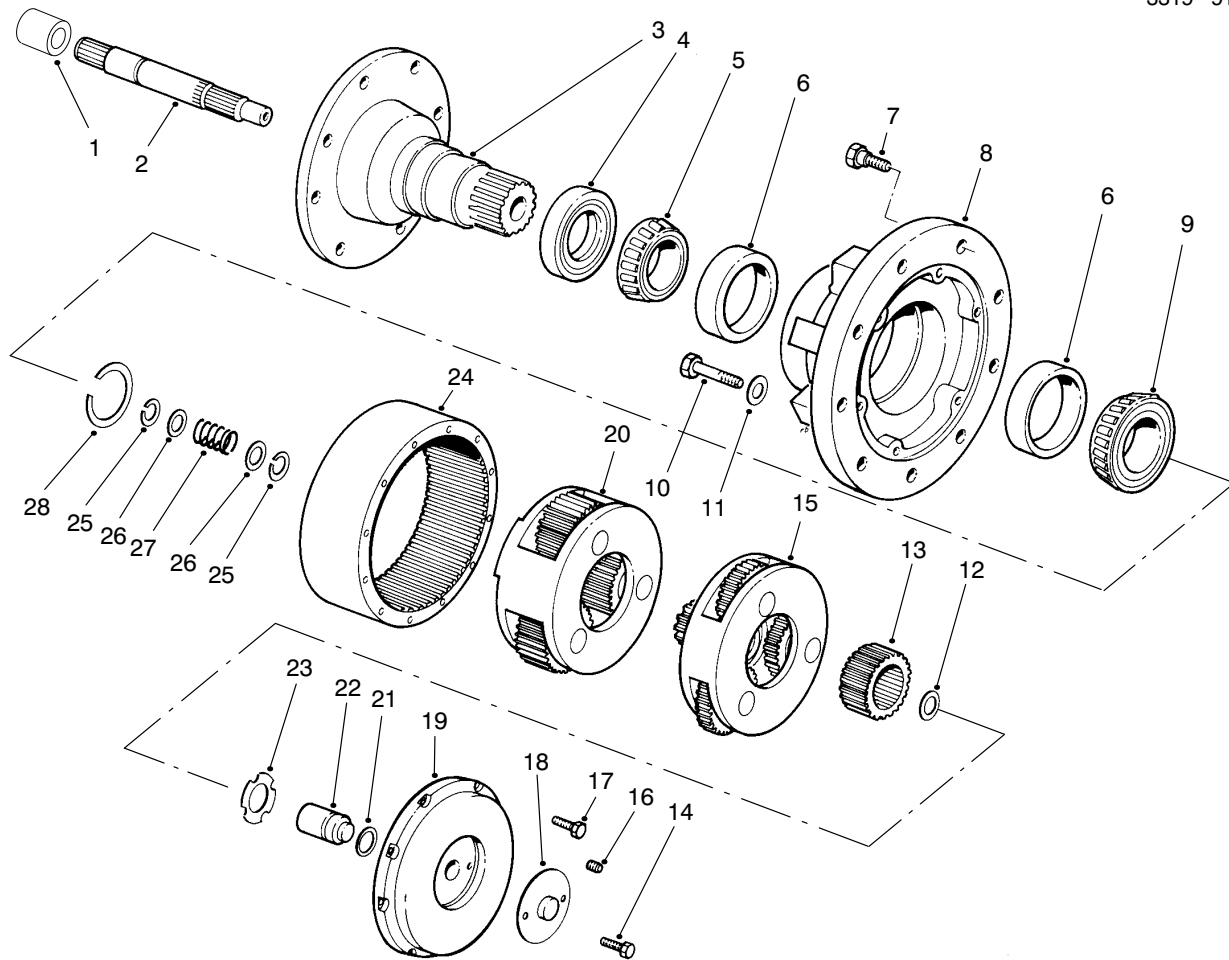
T-0139

## WHEEL MOTOR ASSEMBLY NO. 58-5430

Ref. No.	Part No.	Description	No. Used
1	59-8290	Screw - HH	3
2	59-8280	Screw - HH	3
3	353-948	Plug (Incl. Ref. #4)	2
4	237-118	O-Ring	2
5	59-8270	Asm - Back Plate (Incl. Ref. #7)	1
6	59-8260	O-Ring	1
7	60-3590	Bearing	1
8	59-8380	Key	1
9	32151-13	Ring - Retaining	1
10	59-8360	Shaft - Drive	1
11	59-8370	Seal - Shaft	1
12	33-3720	Washer	1
13	32151-29	Ring - Retaining	2

Ref. No.	Part No.	Description	No. Used
14	252-71	Race - Thrust	1
15	252-66	Bearing - Thrust	1
16	60-3380	Bearing	1
17	59-8300	Asm - Housing (Incl. Ref. #16)	1
18	59-8350	Asm - Camplate	1
19	59-8340	Asm - Rotating	1
20	84-6440	Shield - Grass	1
†21		Ring - Retaining	1
†22		Seal - Shaft	1
*	59-8390	Kit - Seal Repair (Incl. Ref. #6, 9, 11, 13, & 20-22)	1
*	66-5840	Kit - Seal Repair (Incl. Ref. #20-22)	1

\* Not Illustrated  
 † Not Serviceable Separately



T-0140-3

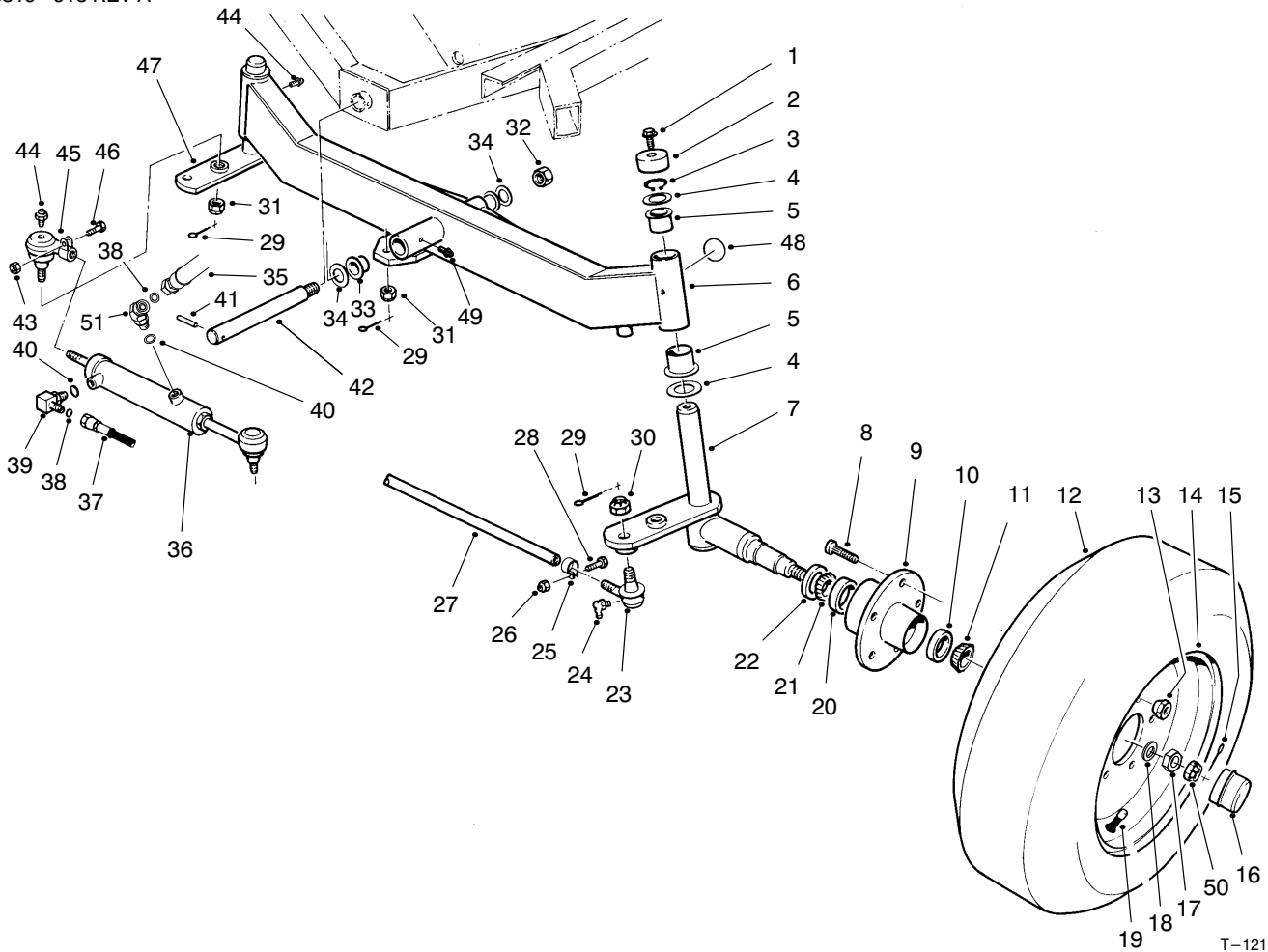
## PLANETARY GEAR DRIVE ASSEMBLY

### Standard Speed Ratio (19.62:1)

Ref. No.	Part No.	Description	No. Used	Ref. No.	Part No.	Description	No. Used
1	60-3800	Coupling	1	16	60-4040	Plug - Pipe	1
2	60-3810	Shaft - Input	1	17	60-4030	Bolt - Hex Hd.	8
3	60-3820	Spindle	1	18	60-4060	Cover - Disengage	1
4	60-3830	Seal - Oil	1	19	60-4050	Cover - Large	1
5	60-3840	Cone - Bearing	1	20	62-6420	Asm - Secondary Carrier (Standard Speed Ratio)	1
6	60-3850	Cup - Bearing	2	21	60-4020	O-Ring	1
7	60-3860	Bolt - Wheel	9	22	60-4010	Plunger - Disengage	1
8	60-3870	Hub	1	23	60-3990	Washer - Thrust	1
9	60-3880	Cone - Bearing	1	24	60-3900	Gear - Ring	1
10	60-3890	Bolt - Hex. Hd.	6	25	82-8700	Ring - Retaining	2
11	60-3910	Washer - Flat	6	26	60-3940	Washer	2
12	60-3980	Washer - Thrust	1	27	60-3950	Spring - Disengage	1
13	62-6430	Gear - Primary Sun (Standard Speed Ratio)	1	†28	62-6450	Kit - Retaining Ring	1
14	60-4070	Bolt - Hex. Hd.	2	29	60-3930	Ring - Retaining	1
15	62-6410	Asm - Primary Carrier (Standard Speed Ratio)	1	*	62-6460	Tube - RW Sealant	1

\* Not Illustrated

† Includes 7 different thickness retaining rings for service adjustment of bearings.



T-1211-3

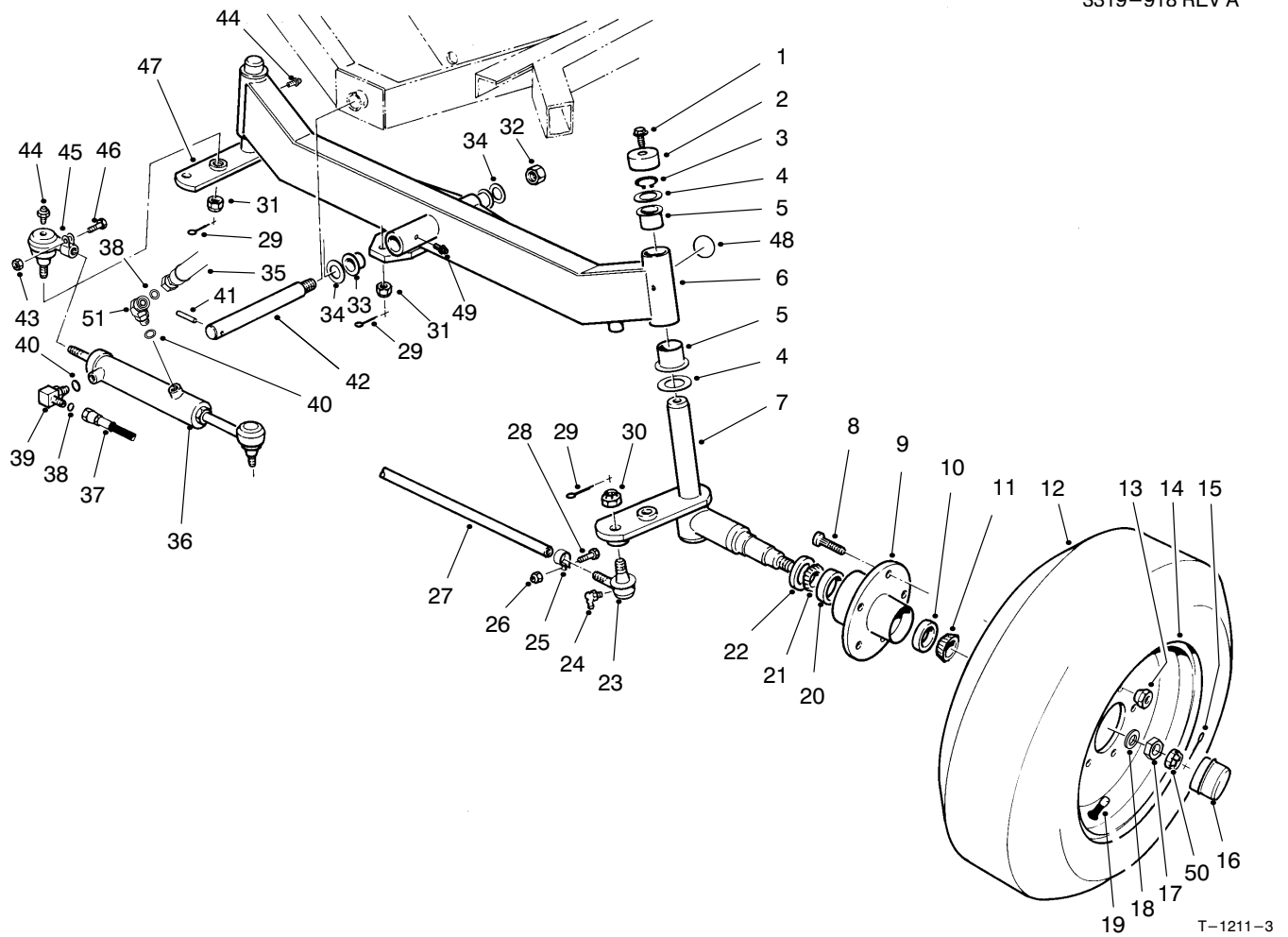
## STEERING AXLE (MODEL NO. 03706 ONLY)

Ref. No.	Part No.	Description	No. Used
1	3234-12	Screw - Hex. Flange Hd.	2
2	69-8890	Cap - Spindle	2
3	32151-10	Ring - Retaining	2
4	256-304	Washer - Thrust	4
5	69-6470	Bushing - Flange	4
6	82-9850	Axle - Rear	1
7	93-0311	Spindle - Wheel LH	1
8	69-2990	Screw - Drive	10
9	69-2960	Hub - Wheel, Rear (Incl. Ref. #8, 10, & 20)	2
10	254-72	Cup - Bearing, Outer	2
11	254-92	Cone - Bearing, Outer	2
12	69-9880	Tire	2
13	23-7270	Nut - Lug	10
14	217-116	Rim	2
15	3272-13	Pin - Cotter	2
16	69-2970	Cap - Hub	2
17	3220-7	Nut - Jam	2
18	93-0309	Washer - Tab	2
19	232-27	Stem - Valve	2
20	254-107	Cup - Bearing Inner	2
21	254-106	Cone - Bearing Inner	2
22	69-2980	Seal - Inner	2
23	2116-4	Joint - Ball RH	1
*	2116-3	Joint - Ball, L.H.	1
24	302-33	Fitting - Grease	2

Ref. No.	Part No.	Description	No. Used
25	2412-7	Asm - Clamp (Incl. Ref. # 26 & 28)	2
†26		Nut - Lock	2
27	82-9260	Asm - Tie Rod (Incl. Ref. #23-26, 28 & 30)	1
†28		Screw - HH	2
29	3272-12	Pin - Cotter	4
30	32136-2	Nut - Castle	2
31	32136-13	Nut - Castle	2
32	3296-49	Nut - Lock	1
33	48-6640	Bushing - Flange	2
34	48-6660	Washer - Thrust	2
35	98-7414	Hose - Hydraulic	1
36	77-4800	Cylinder - Steering	1
37	98-7415	Hose - Hydraulic	1
38	237-22	O-Ring	2
39	340-97	Fitting - Hydraulic (Incl. Ref. #38 & 40)	1
40	237-78	O-Ring	2
41	60-3670	Pin - Roll	1
42	82-9210	Shaft - Pivot	1
†43		Nut - Hex.	1
44	302-5	Fitting - Grease	2
45	69-9810	Joint - Ball (Incl. Ref. #31, 43-44 & 46)	1
†46		Screw - HH	1

\* Not Illustrated

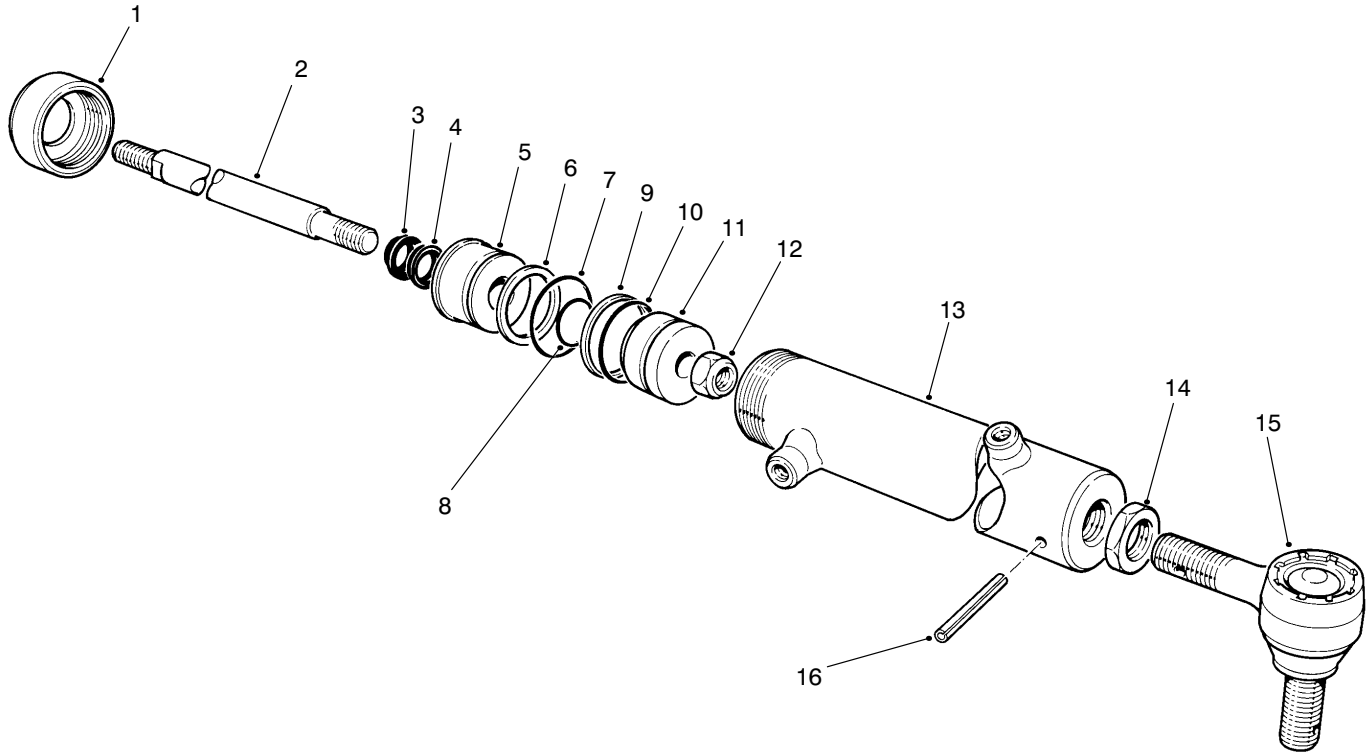
† Not Serviceable Separately



### STEERING AXLE (MODEL NO. 03706 ONLY) (Cont.)

Ref. No.	Part No.	Description	No. Used
47	93-0310	Spindle - Wheel RH	1
48	58-6520	Decal - Grease	2
49	302-11	Fitting - Grease	1

Ref. No.	Part No.	Description	No. Used
50	93-0307	Nut - Retainer	2
51	340-54	Fitting - Hydraulic, 45° (Incl. Ref. #38 & 40)	1



T-1209

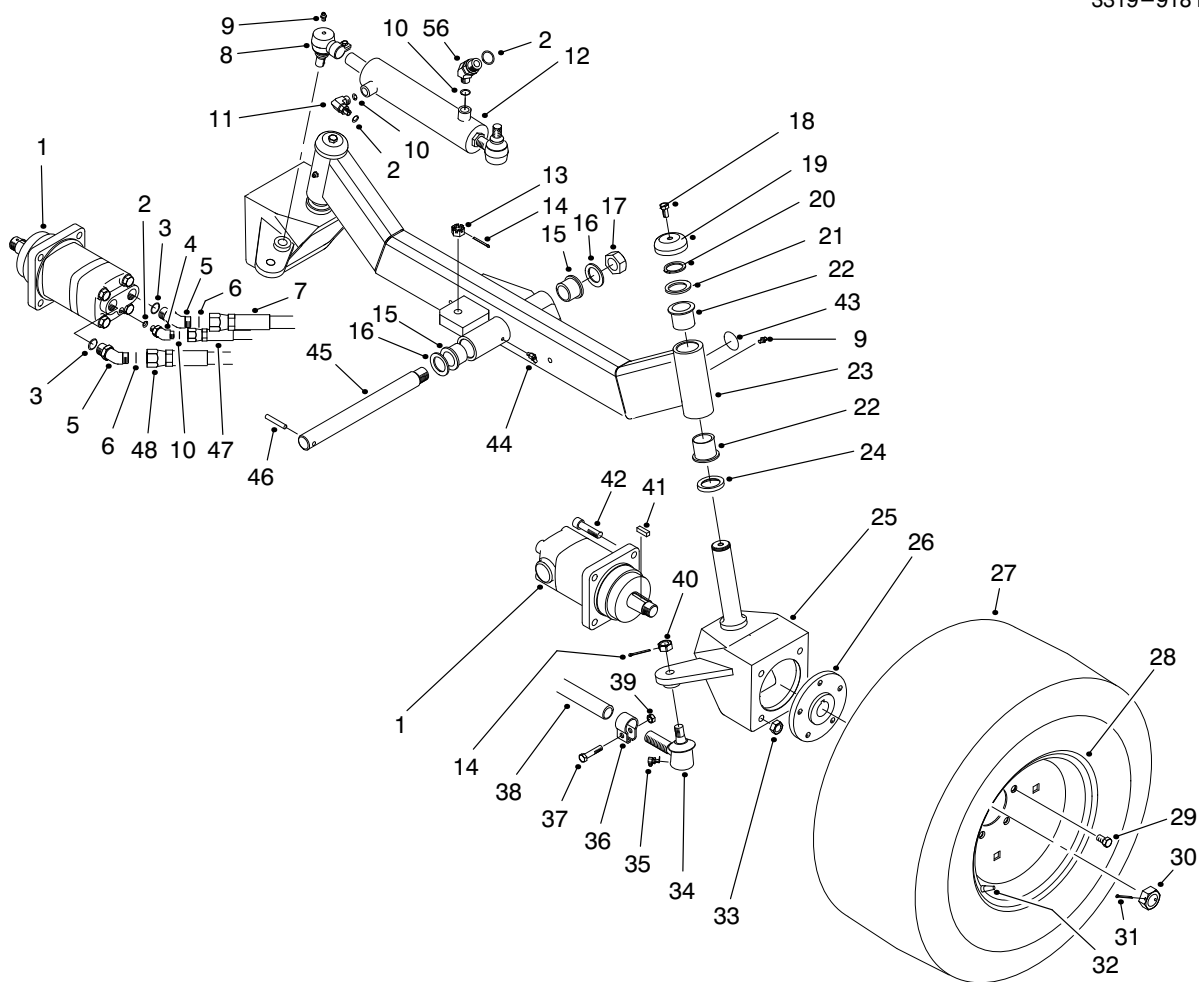
## HYDRAULIC CYLINDER 77-4800

Ref. No.	Part No.	Description	No. Used
1	82-5780	Cap - Threaded	1
2	82-5770	Rod	1
†3		Wiper - Rod	1
†4		U-Cup	1
5	82-5790	Head - Cap	1
†6		Backup Washer	1
†7		O-Ring	1
†8		O-Ring	1
†9		Servon	1

Ref. No.	Part No.	Description	No. Used
†10		O-Ring	1
11	82-5760	Piston	1
12	82-5750	Nut - Lock	1
†13		Asm-Barrel	1
14	82-5740	Nut - Jam	1
15	82-5730	Rod Tie, End	1
16	32121-44	Pin - Roll	1
*	82-5800	Kit - Repair, Seal (Incl. Ref. #3, 4, & 6-10)	1

\* Not Illustrated  
 † Not Serviceable Separately



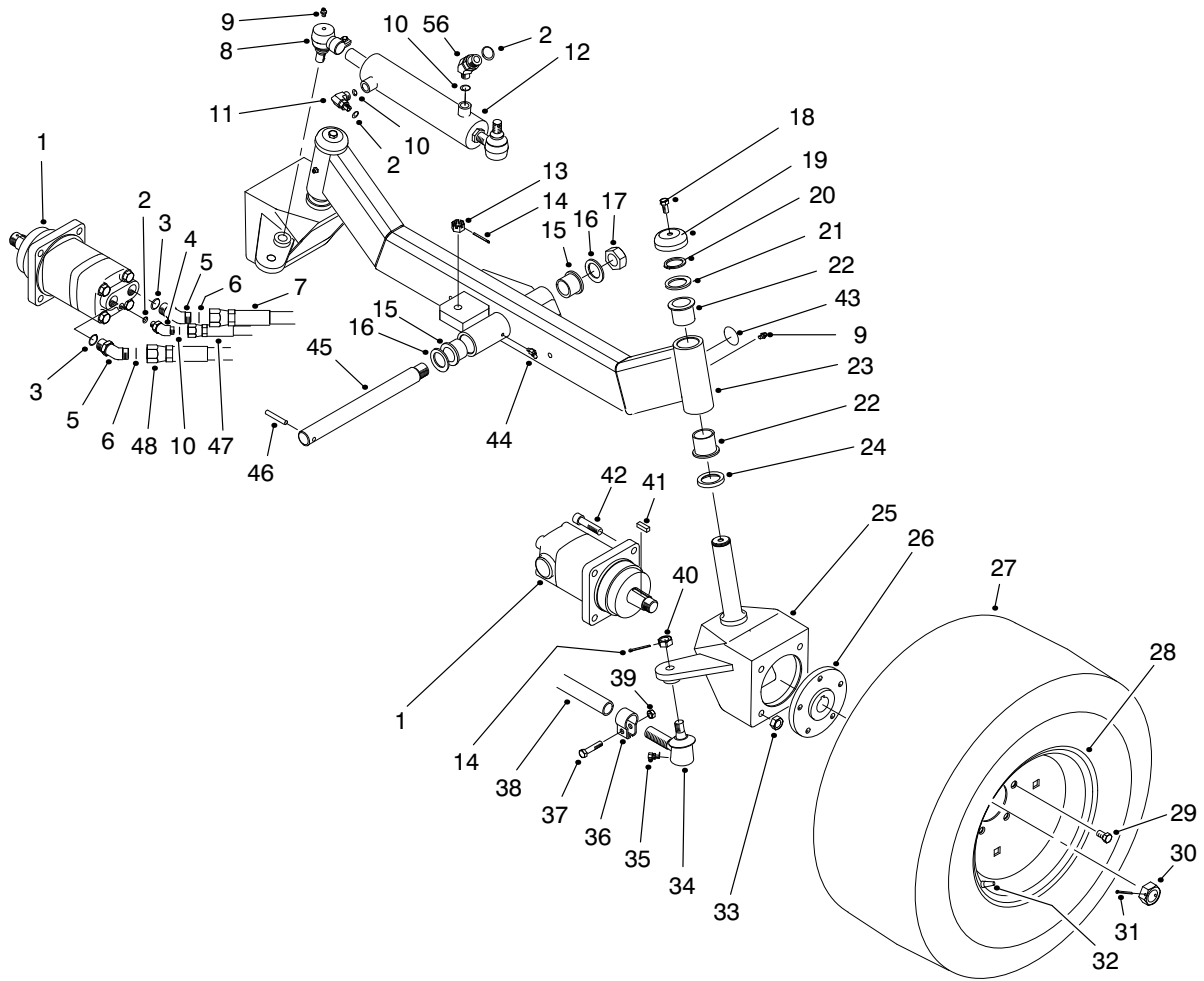


T-2895-1

## STEERING AXLE (MODEL NO. 03707 ONLY)

Ref. No.	Part No.	Description	No. Used	Ref. No.	Part No.	Description	No. Used
1	92-4724	Hydraulic Motor Assembly (Incl. Ref. #30 & 41)	2	22	69-6470	Bushing - Flange	4
2	237-78	Seal - O-Ring	4	23	92-4755	Axle - Rear	1
3	237-80	Seal - O-Ring	4	24	86-6560	Washer - Thrust	2
4	340-54	Fitting - Hydraulic 45° (Incl. Ref. #2 & 10)	2	25	92-4779	Housing - Motor LH	1
5	340-14	Fitting - Hydraulic 45° (Incl. Ref. #3 & 6)	4	*	92-4787	Housing - Motor RH	1
6	237-65	Seal - O-Ring	4	26	92-4749	Hub - Wheel	2
7	94-8271	Hose - Hydraulic	2	27	69-9880	Tire	2
8	69-9810	Ball Joint Assembly (Incl. Ref. #9 & 13)	1	28	217-116	Rim	2
9	302-5	Fitting - Grease	3	29	83-2720	Bolt - Wheel	10
10	237-22	Seal - O-Ring	4	30	11-5800	Nut - Lock	2
11	340-97	Fitting - Hydraulic 90° (Incl. Ref. #2 & 10)	1	31	3272-13	Pin - Cotter	2
12	92-6057	Hydraulic Cylinder Assembly	1	32	232-27	Valve - Stem	2
13	32136-13	Nut - Castle	2	33	3296-23	Nut - Lock	8
14	3272-12	Pin - Cotter	4	34	2116-4	Joint - Ball RH	1
15	48-6640	Bushing - Flange	2	*	2116-3	Joint - Ball LH	1
16	48-6660	Washer - Thrust	2	35	302-33	Fitting - Grease	2
17	3296-49	Nut - Lock	1	36	2412-7	Clamp Assembly (Incl. Ref. #37 & 39)	2
18	3234-12	Screw - Hex. Flange Hd.	2	37	324-9	Screw - Cap Hex. Hd.	2
19	69-8890	Cap - Spindle	2	38	82-9260	Tie Rod Assembly (Incl. Ref. #34-40)	1
20	32151-10	Ring - Retaining	2	39	32146-7	Nut - Lock	2
21	256-304	Washer - Thrust	2	40	32136-2	Nut - Castle	2
				41	11-5790	Key	2
				42	3274-5	Screw - Socket Hd.	8
				43	58-6520	Decal - Grease	2

\* Not Illustrated

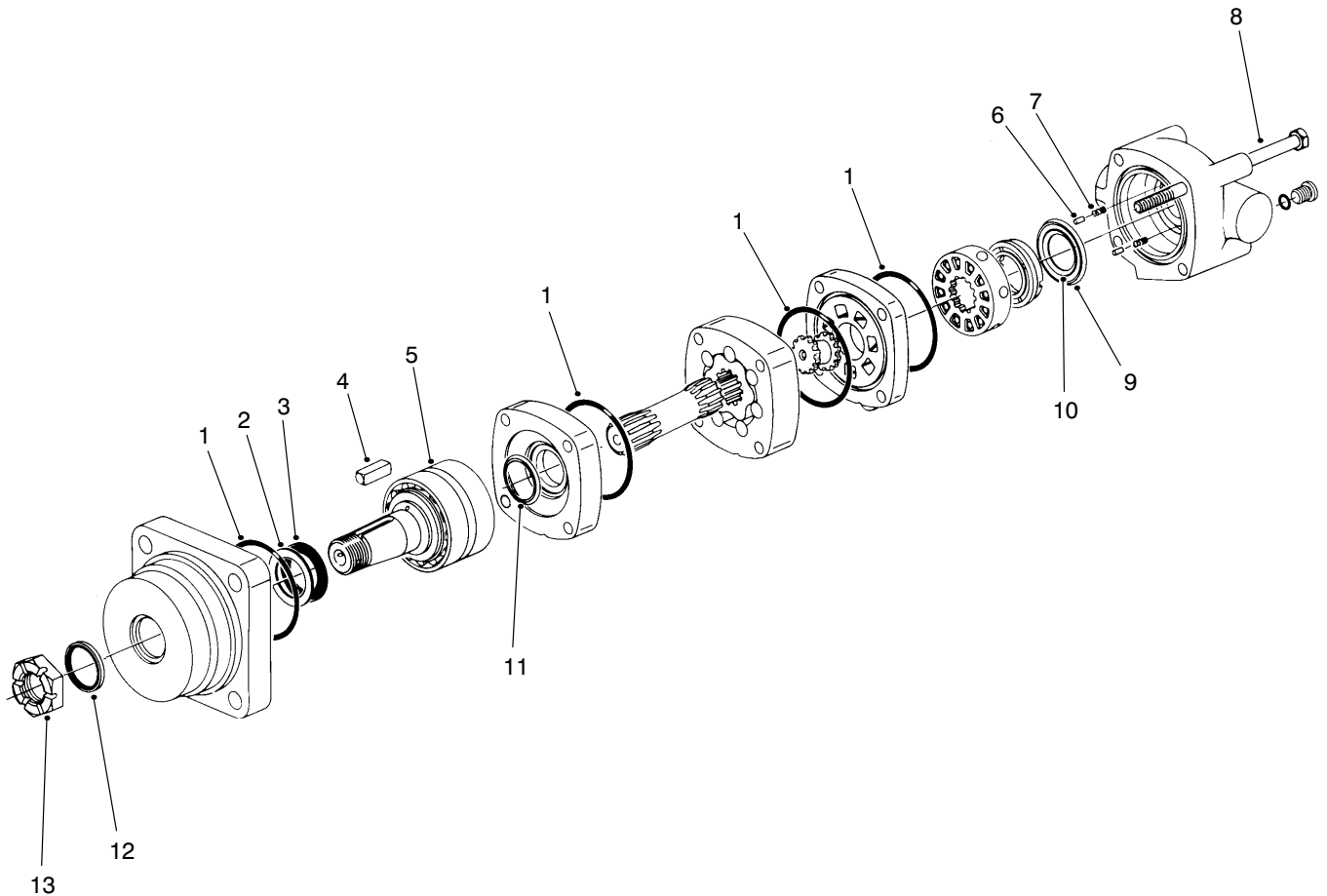


T-2895-1

## STEERING AXLE (Continued)

Ref. No.	Part No.	Description	No. Used
44	302-11	Fitting - Grease	1
45	82-9210	Shaft - Pivot	1
46	60-3670	Pin - Roll	1
47	92-5664	Hose - Hydraulic	2

Ref. No.	Part No.	Description	No. Used
48	94-8272	Hose - Hydraulic	2
56	340-54	Fitting - Hydraulic 45° (Incl. Ref. #2 & 10)	1



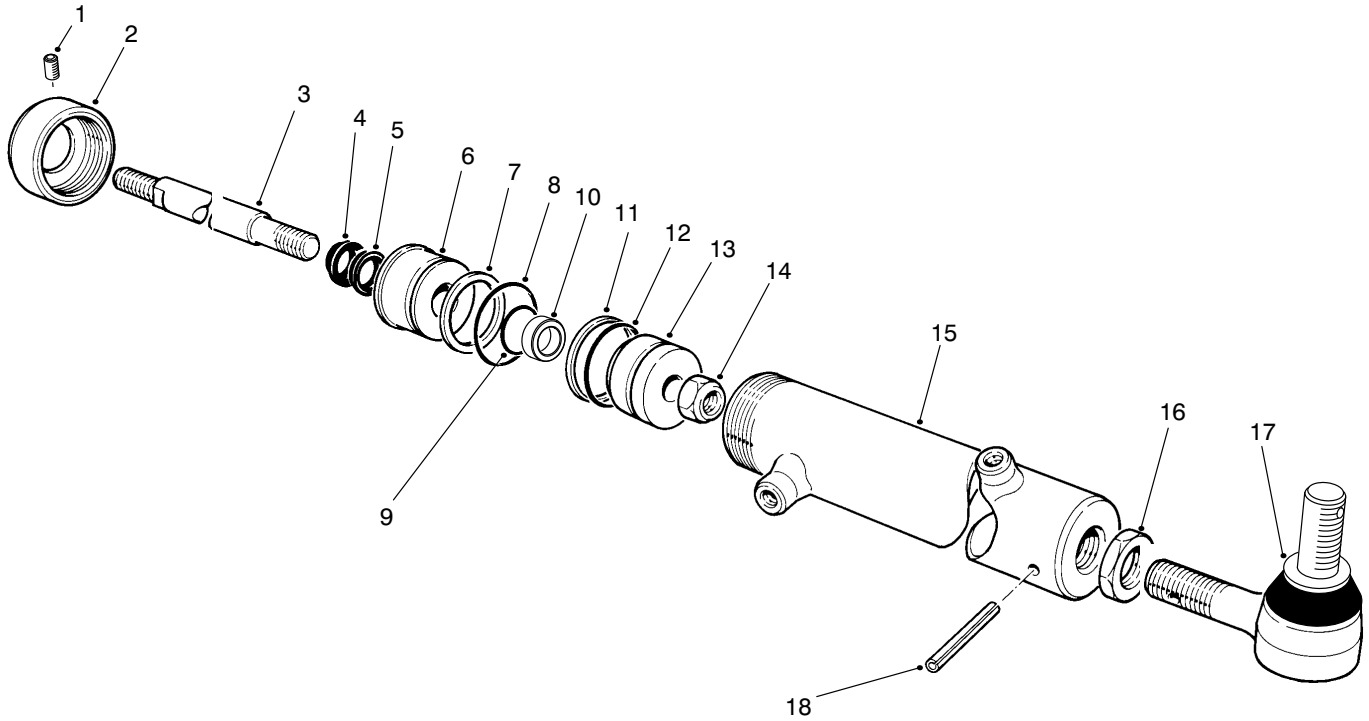
T-1705

## HYDRAULIC MOTOR ASSEMBLY NO. 92-4724

Ref. No.	Part No.	Description	No. Used
1		Seal - O-Ring	4
2		Washer - Backup	1
3		Seal - Shaft	1
4	11-5790	Key	1
5	56-6860	Shaft Sub-Assembly	1
6	33-3570	Pin	2
7	33-3410	Spring	2
8	92-6075	Bolt	4

Ref. No.	Part No.	Description	No. Used
9		Seal - Outer	1
10		Seal - Inner	1
11		Seal - Shaft	1
12		Seal - Dust	1
13	11-5800	Nut - Slotted	1
*	56-6890	Kit - Seal (Incl. Ref. #1-3 & 9-12)	1

\* Not Illustrated



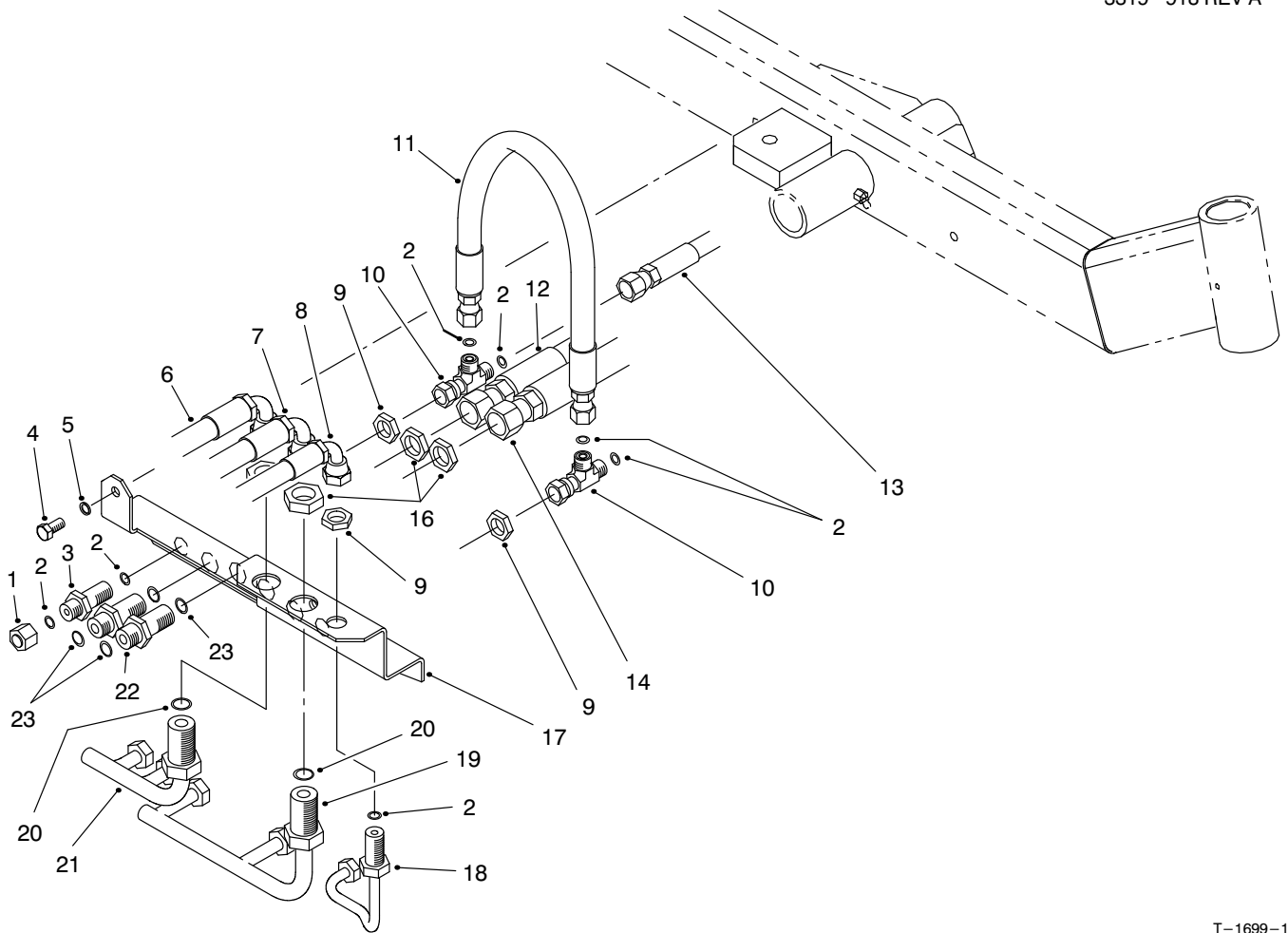
T-1715

## HYDRAULIC CYLINDER NO. 92-6057

Ref. No.	Part No.	Description	No. Used
1		Screw - Set	1
2	82-5780	Cap - Threaded	1
3	82-5770	Rod	1
†4		Wiper - Rod	1
†5		U-Cup	1
6	82-5790	Head - Cap	1
†7		Backup Washer	1
†8		O-Ring	1
†9		O-Ring	1
†10		Spacer	1
†11		Servon	1

Ref. No.	Part No.	Description	No. Used
†12		O-Ring	1
13	82-5760	Piston	1
14	82-5750	Nut - Lock	1
†15		Barrel Assembly	1
16	82-5740	Nut - Jam	1
17	82-5730	Rod Tie, End	1
18	32121-44	Pin - Roll	1
19		Spacer	1
*	82-5800	Kit - Repair, Seal (Incl. Ref. #4, 5, & 7-12)	1

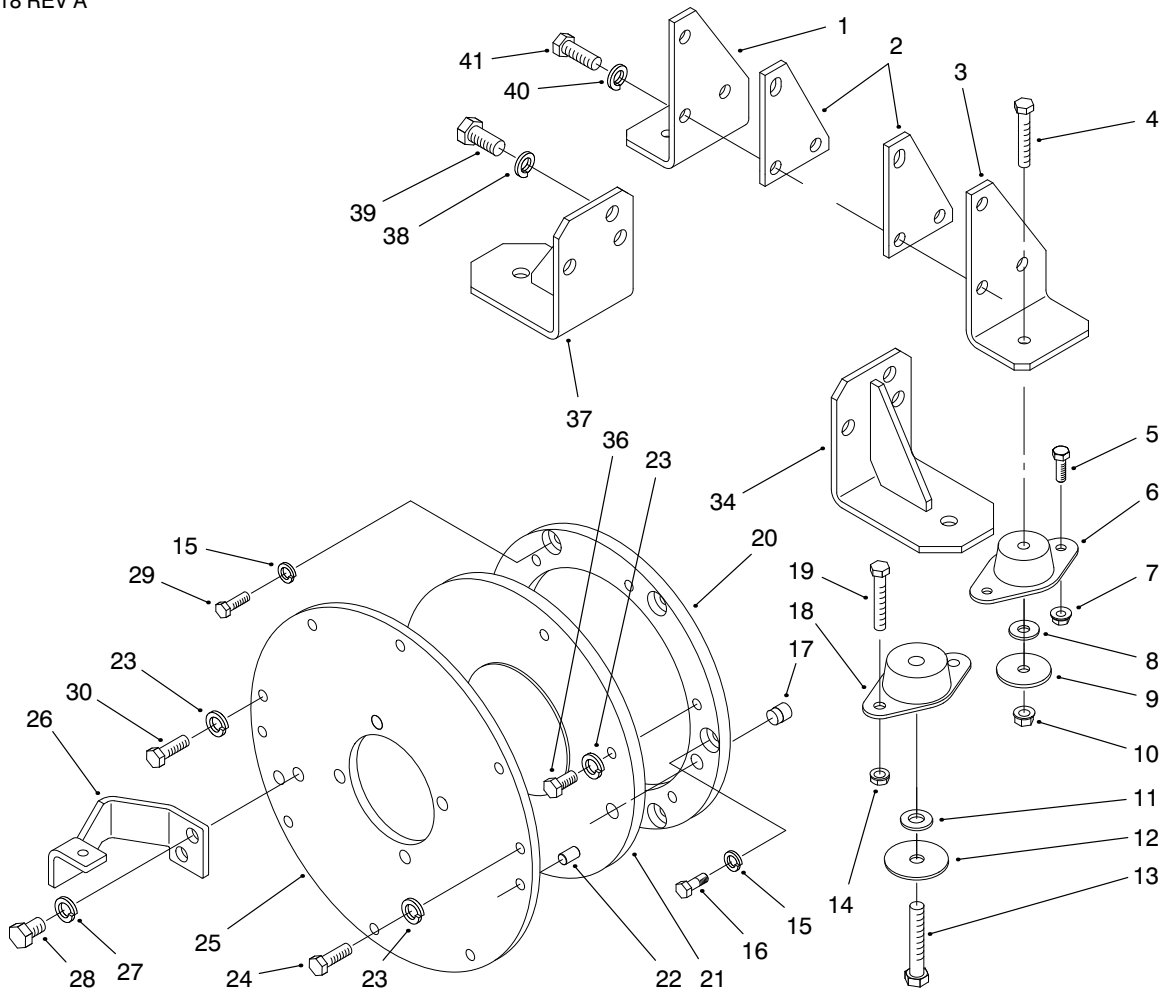
\* Not Illustrated  
 † Not Serviceable Separately



T-1699-1

## REAR AXLE PLUMBING ASSEMBLY (MODEL NO. 03707 ONLY)

Ref. No.	Part No.	Description	No. Used	Ref. No.	Part No.	Description	No. Used
1	340-117	Fitting - Hydraulic Cap	1	13	92-5664	Hose - Hydraulic	2
2	237-22	Seal - O-Ring	9	14	94-8271	Hose - Hydraulic	2
3	340-71	Fitting - Hydraulic Bulkhead (Incl. Ref. #2)	2	16	340-74	Nut - Bulkhead	6
4	323-4	Screw - Cap Hex. Hd.	2	17	94-8277	Bracket - Bulkhead	1
5	3253-21	Washer - Lock	2	18	94-8278	Hydraulic Tube Assembly (Incl. Ref. #2)	1
6	92-5686	Hose - Hydraulic	1	19	94-8276	Hydraulic Tube Assembly (Incl. Ref. #20)	1
7	92-5698	Hose - Hydraulic	1	20	237-65	Seal - O-Ring	2
8	92-5688	Hose - Hydraulic	1	21	94-8275	Hydraulic Tube Assembly (Incl. Ref. #20)	1
9	340-70	Nut - Bulkhead	3	22	340-76	Fitting - Hydraulic Bulkhead (Incl. Ref. #23)	4
10	340-115	Fitting - Hydraulic Tee (Incl. Ref. #2)	2	23	237-65	Seal - O-Ring	8
11	92-5665	Hose - Hydraulic	1				
12	94-8272	Hose - Hydraulic	2				

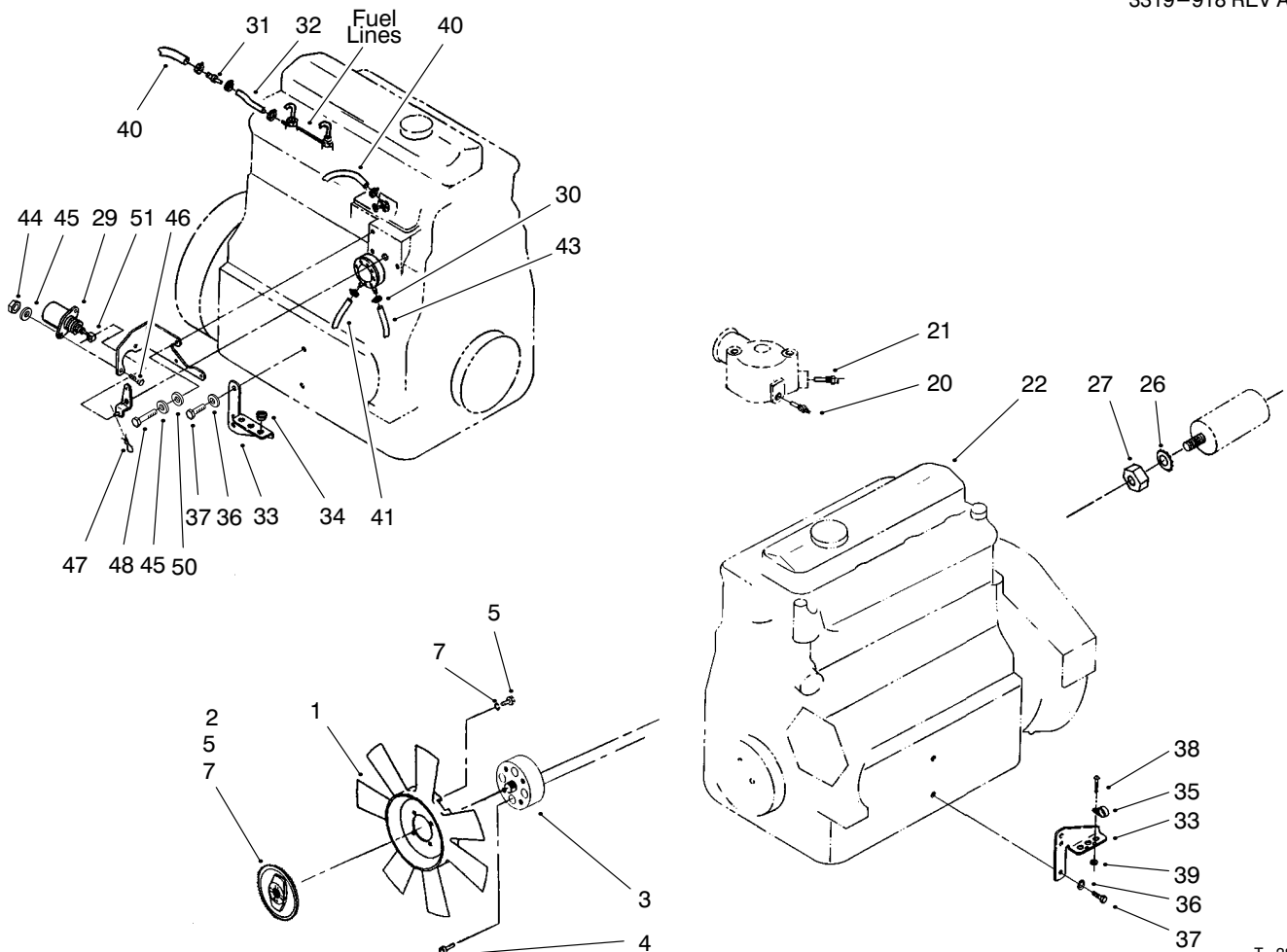


T-2848-2

## ENGINE MOUNTING

Ref. No.	Part No.	Description	No. Used
1	98-1204	Bracket - Engine, RH Rear	1
2	98-1200	Spacer	2
3	98-1205	Bracket - Engine, LH Rear	1
4	323-11	Screw - HH	4
5	322-5	Screw - HH	4
6	83-1030	Mount - Engine	2
7	32128-20	Nut - Lock	4
8	80-6990	Washer - Hardened	2
9	62-7400	Washer - Rebound	2
10	32128-43	Nut - Lock	2
11	3256-26	Washer - Flat	2
12	87-5100	Washer - Flat	2
13	33116-070	Screw - HH	2
14	32128-21	Nut - Lock	4
15	48-9570	Washer - Lock	6
16	98-1213	Bolt - Shoulder	2
17	58-3590	Dowel	2
18	94-8200	Mount - Engine, Rubber	2
19	323-11	Screw - HH	4

Ref. No.	Part No.	Description	No. Used
20	98-1210	Spacer - Coupling	1
21	92-1753	Coupling - Spring Center	1
22	98-1212	Pin - Pump, Plate	2
23	48-9590	Washer - Lock	14
24	43-0090	Bolt	7
25	98-1211	Plate - Pump Adapter	1
26	98-7066	Bracket - Dampener	1
27	3253-7	Washer - Lock	2
28	3213-20	Screw - HH	2
29	33114-020	Screw - HH	4
30	56-2140	Bolt	1
34	98-1206	Bracket - Front LH	1
36	70-8470	Screw - HH	6
37	98-1207	Bracket - Front RH	1
38	43-5950	Washer - Lock	6
39	43-3210	Screw - HH	6
40	48-8070	Washer - Lock	6
41	43-3180	Screw - HH	6

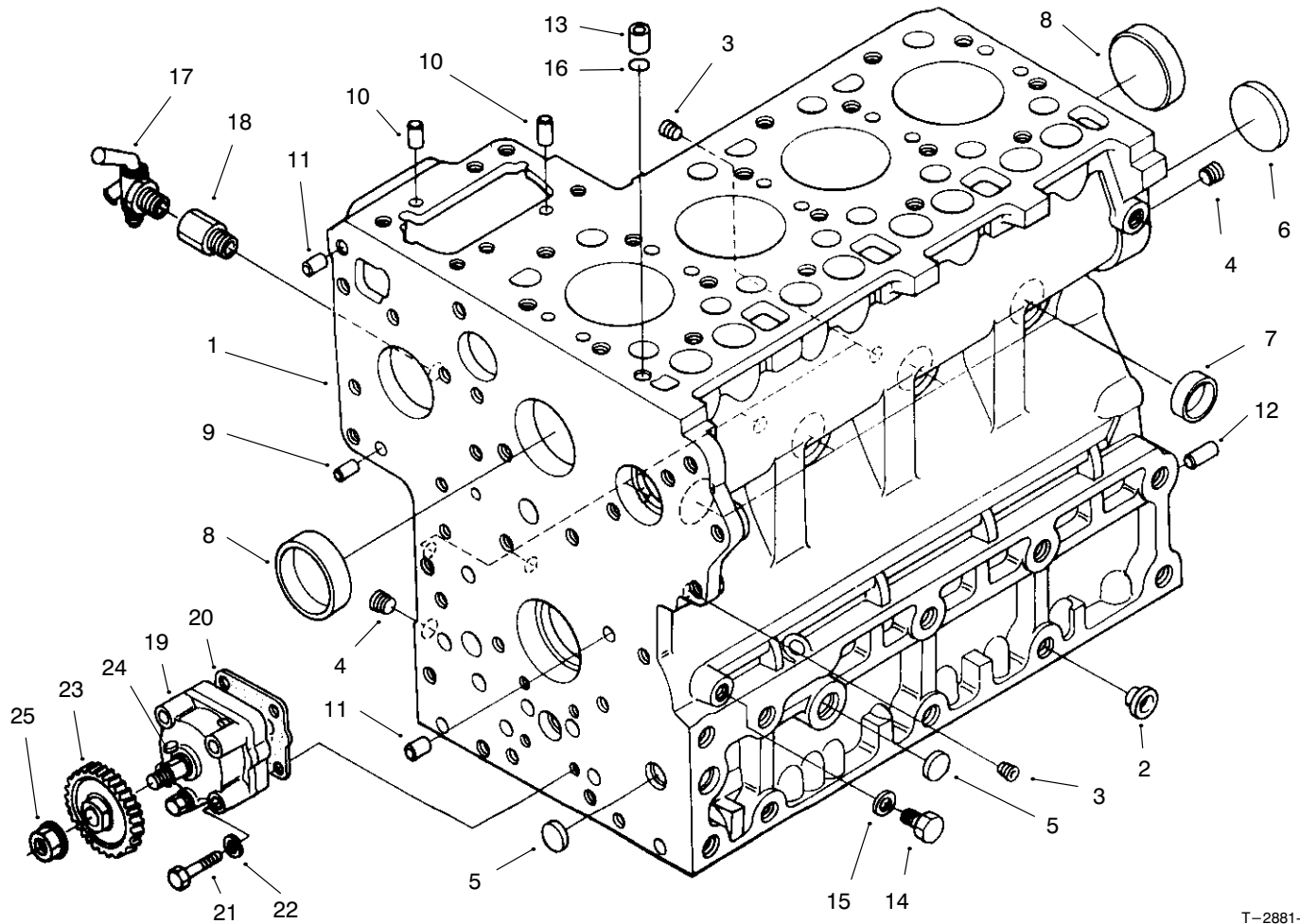


T-2896-2

## ENGINE ASSEMBLY

Ref. No.	Part No.	Description	No. Used
1	92-2961	Fan	1
2	93-1430	Drive - Fan	1
3	98-1242	Spacer - Fan	1
4	52-6290	Screw - Socket Head	4
5	322-2	Screw - HH	8
7	3253-4	Washer - Lock	8
20	98-3824	Switch - Temperature	1
21	98-3825	Switch - Temperature	1
22	95-4395	Engine - Diesel	1
26	3255-8	Washer - Lock	1
27	48-7930	Nut - Hex.	1
29	98-3817	Kit - Solenoid (Incl. Ref. #44-51)	1
30	2412-108	Clamp - Hose	6
31	98-3818	Fitting - Union	1
32	75-4706	Fuel Line	1
33	98-1293	Bracket	2

Ref. No.	Part No.	Description	No. Used
34	240-9	Grommet	3
35	2412-83	R-Clamp	2
36	43-5940	Washer - Spring	4
37	42-9250	Screw - HH	4
38	32105-13	Screw - HH	2
39	3296-2	Nut - Hex. Lock	2
40	63-7610	Hose - Fuel	1
41	63-7628	Hose - Fuel	1
43	37-9560	Hose - Fuel	1
44	48-7890	Nut - Hex.	2
45	48-8020	Washer	5
46	48-7620	Screw	2
47	3272-2	Pin - Cotter	1
48	48-7640	Screw	3
50	48-8010	Washer	3
51	98-7824	Swivel - Control	1



T-2881-1

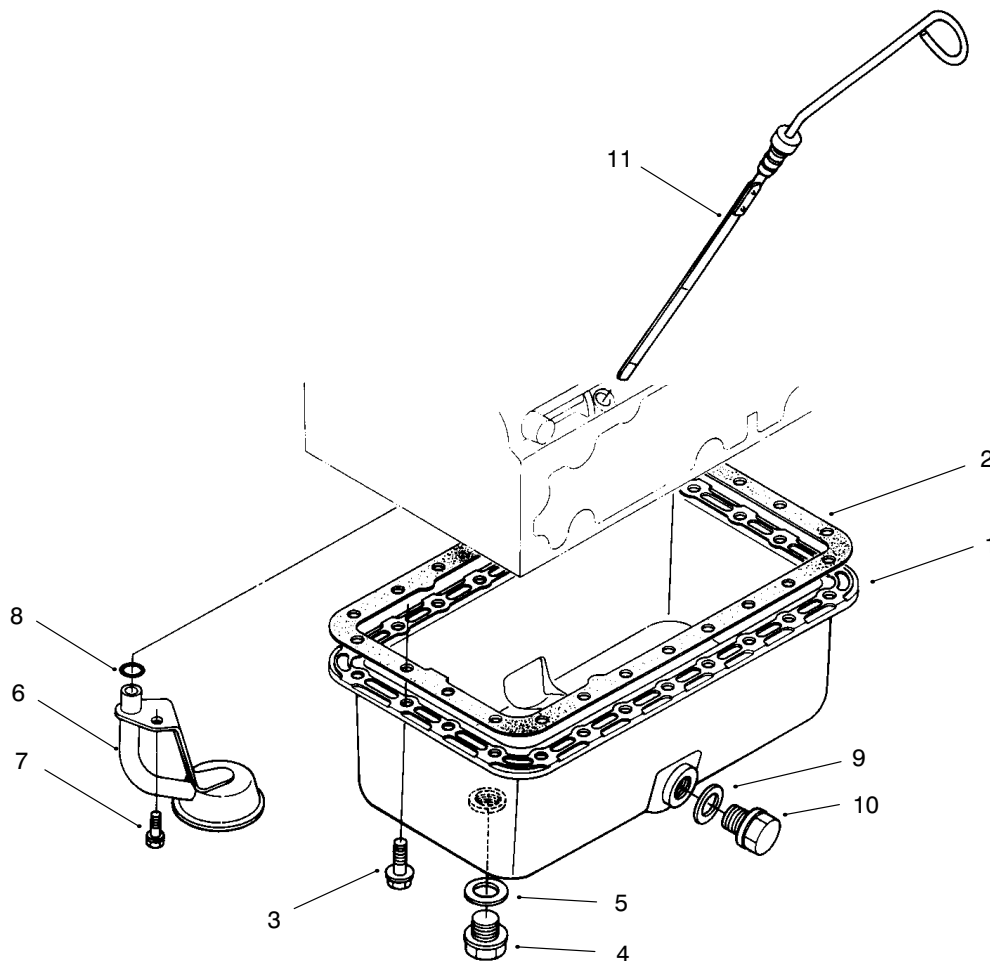
## CRANKCASE

Ref. No.	Part No.	Description	No. Used
1	98-7485	Crankcase (Incl. Ref. #2-13)	1
2	98-7486	Plug	2
3	98-7487	Plug	6
4	98-7488	Plug	2
5	98-7489	Plug	3
6	98-7490	Plug	1
7	98-7500	Cap-Sealing	6
8	98-7501	Cap-Sealing	2
9	98-7502	Pin-Straight	2
10	98-7503	Pin-Straight	2
11	98-7504	Pin-Straight	2
12	98-7505	Pin-Straight	1
13	98-7506	Pin-Pipe	1

Ref. No.	Part No.	Description	No. Used
14	98-7507	Plug	1
15	98-7428	Gasket	1
16	98-7509	O-Ring	1
17	98-7510	Cock-Drain	1
18	98-7511	Joint-Drain Cock	1
19	98-7512	Oil Pump Assembly	1
20	98-7513	Gasket-Oil Pump	1
21	98-7514	Bolt	4
22	98-7515	Washer-Spring	4
23	98-7516	Gear-Oil Pump Drive	1
24	98-7517	Key-Feather	1
25	98-7518	Nut-Flange	1
*26	98-7519	Plug	1

\* Not Illustrated



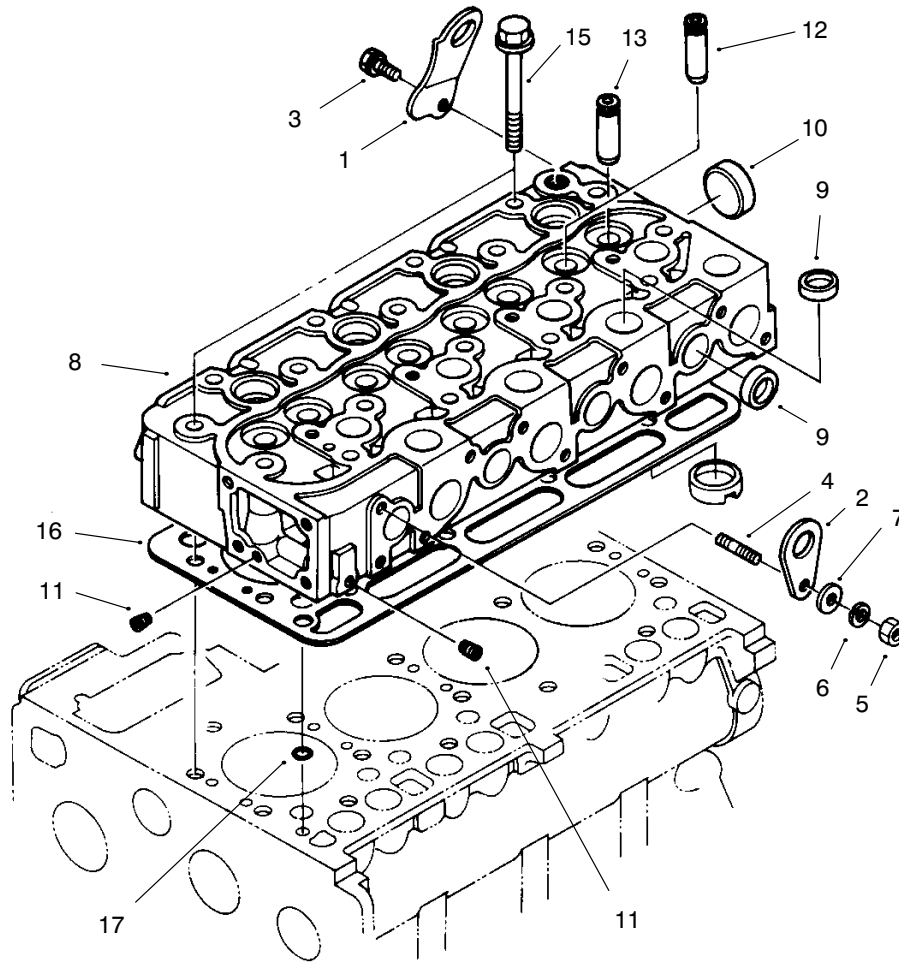


T-2869-1

### OIL PAN

Ref. No.	Part No.	Description	No. Used
1	98-7520	Oil Pan	1
2	98-7521	Gasket	1
3	98-7522	Bolt-Flange	24
4	98-7523	Plug-Drain	1
5	98-7524	Gasket	1
6	98-7525	Filter-Oil	1

Ref. No.	Part No.	Description	No. Used
7	98-7526	Bolt	1
8	98-7527	O-Ring	1
9	98-7528	Gasket	1
10	98-7529	Plug-Drain	1
11	98-7432	Gauge-Oil	1

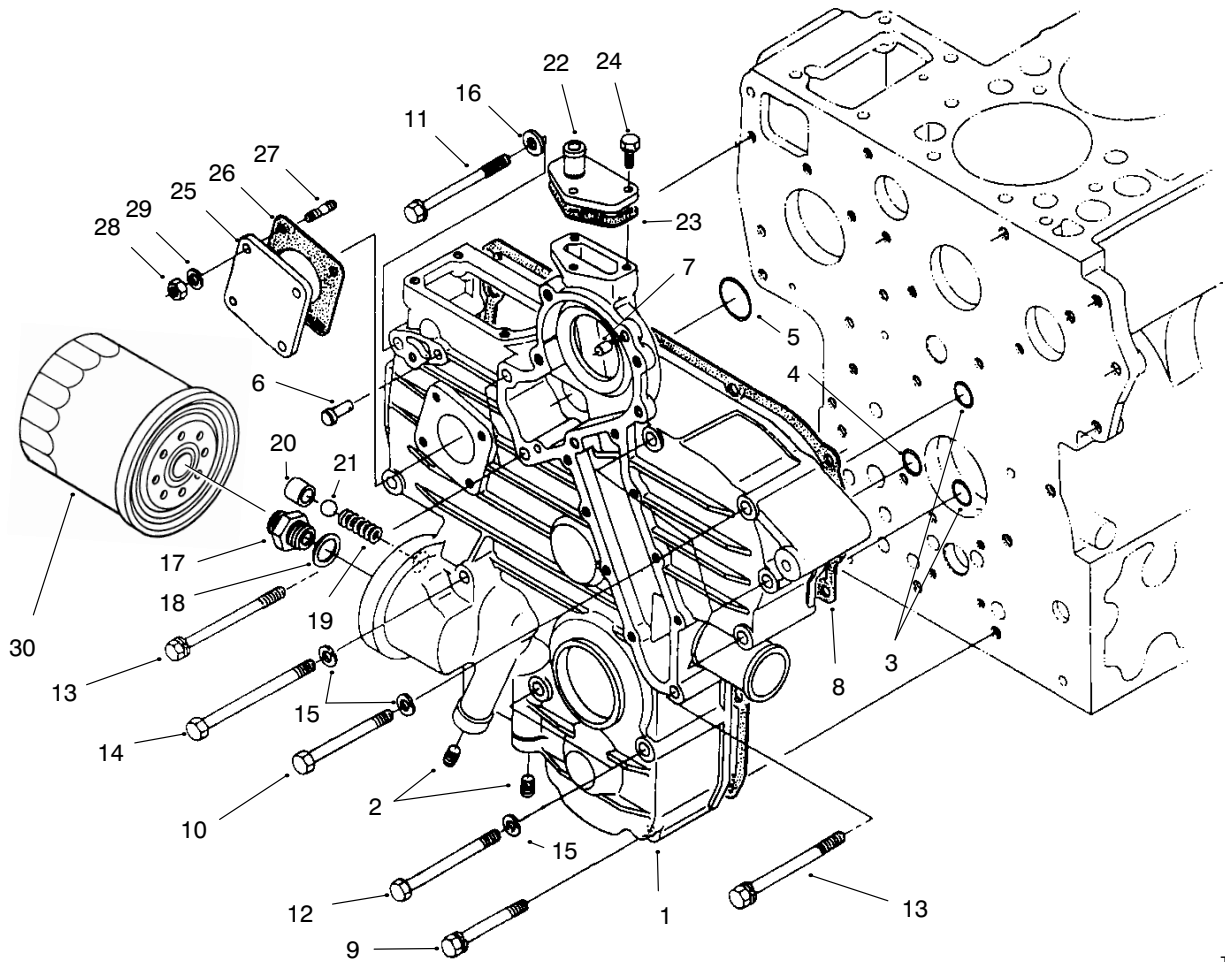


T-2879-2

### CYLINDER HEAD

Ref. No.	Part No.	Description	No. Used
1	98-7530	Hook-Engine	1
2	98-7531	Hook-Engine	1
3	98-7526	Bolt	1
4	98-7533	Stud	1
5	98-7534	Nut	1
6	98-7535	Washer-Spring	1
7	98-7536	Washer-Plain	1
8	98-7537	Complete Cylinder Head (Incl. Ref. #9-14)	1

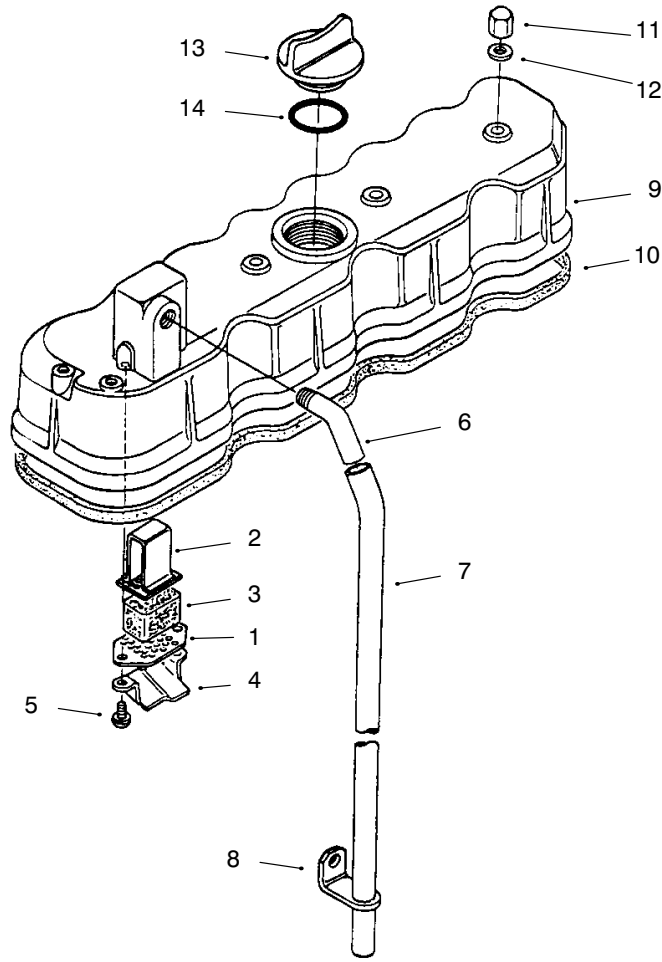
Ref. No.	Part No.	Description	No. Used
9	98-7538	Cap-Sealing	12
10	98-7539	Cap-Sealing	1
11	98-7540	Plug	2
12	98-7541	Guide-Inlet Valve	4
13	98-7542	Guide-Exhaust Valve	4
15	98-7543	Bolt-Cylinder Head	18
16	98-7544	Gasket-Cylinder Head	1
17	98-7509	O-Ring	1



T-2882-1

## GEAR CASE

Ref. No.	Part No.	Description	No. Used	Ref. No.	Part No.	Description	No. Used
1	98-7545	Gear Case Assembly (Incl. Ref # 2-7)	1	16	98-7536	Washer-Plain	1
2	98-7546	Plug	2	17	98-7561	Joint-Pipe	1
3	98-7547	O-Ring	2	18	98-7562	Washer-Plain	1
4	98-7548	O-Ring	1	19	98-7563	Spring	1
5	98-7549	O-Ring	1	20	98-7564	Seat-Valve	1
6	98-7550	Pin-Start Spring	1	21	98-7565	Ball	1
7	98-7504	Pin-Straight	2	22	98-7566	Flange-Water Return	1
8	98-7552	Packing-Gear Case	1	23	98-7567	Gasket	1
9	98-7553	Bolt	2	24	98-7568	Bolt	3
10	98-7554	Bolt	5	25	98-7569	Cover	1
11	98-7555	Bolt	1	26	98-7570	Gasket-H/Meter Unit	1
12	98-7556	Bolt	2	27	98-7571	Stud	4
13	98-7557	Bolt	3	28	98-7572	Nut	4
14	98-7558	Bolt	2	29	98-7515	Washer-Spring	4
15	98-7535	Washer-Spring	9	30	98-7431	Cartridge-Oil Filter	1

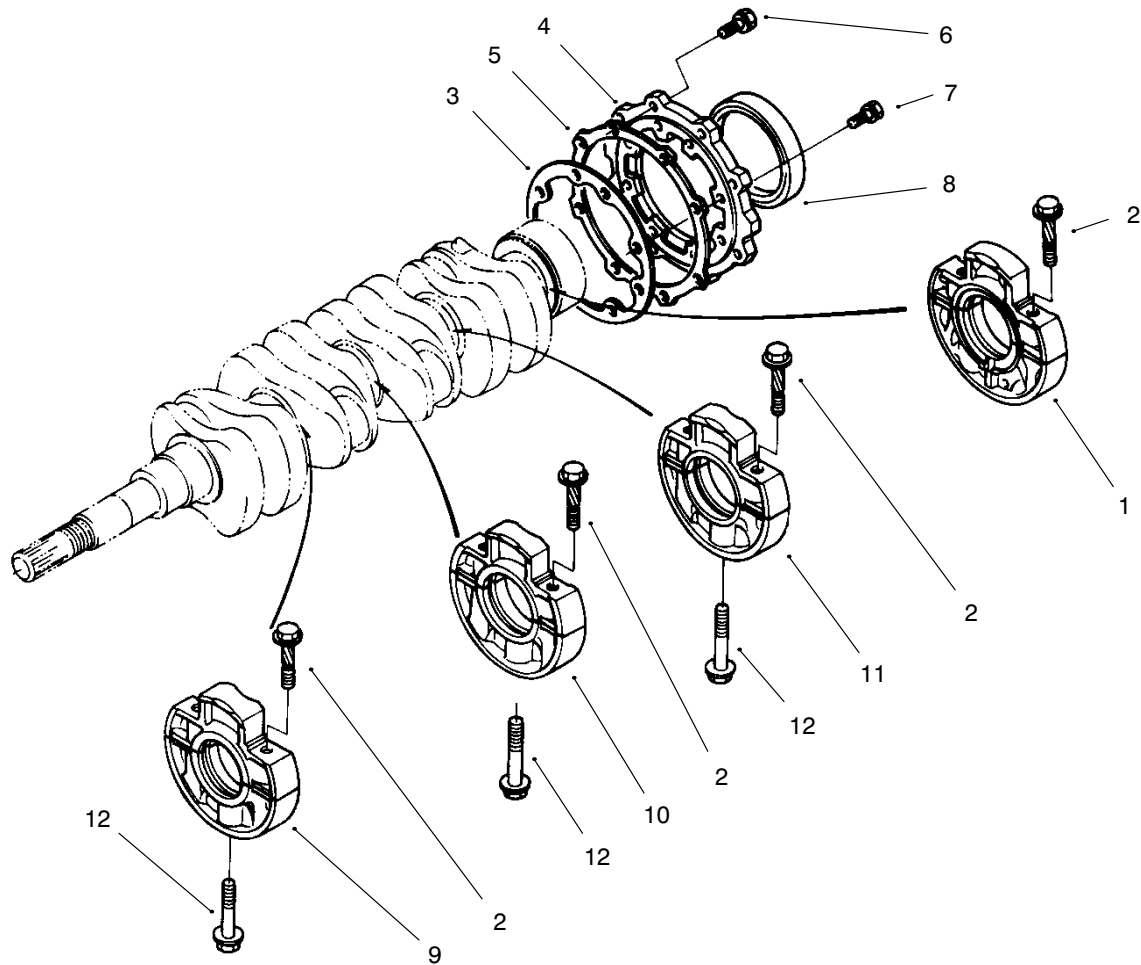


T-2876-1

### HEAD COVER

Ref. No.	Part No.	Description	No. Used
1	98-7417	Plate-Element	1
2	98-7418	Plate-Element	1
3	98-7419	Element-Breather	1
4	98-7420	Oil Shield-Breather	1
5	98-7421	Screw	2
6	98-7422	Joint-Breather Pipe	1
7	98-7423	Pipe-Breather	1

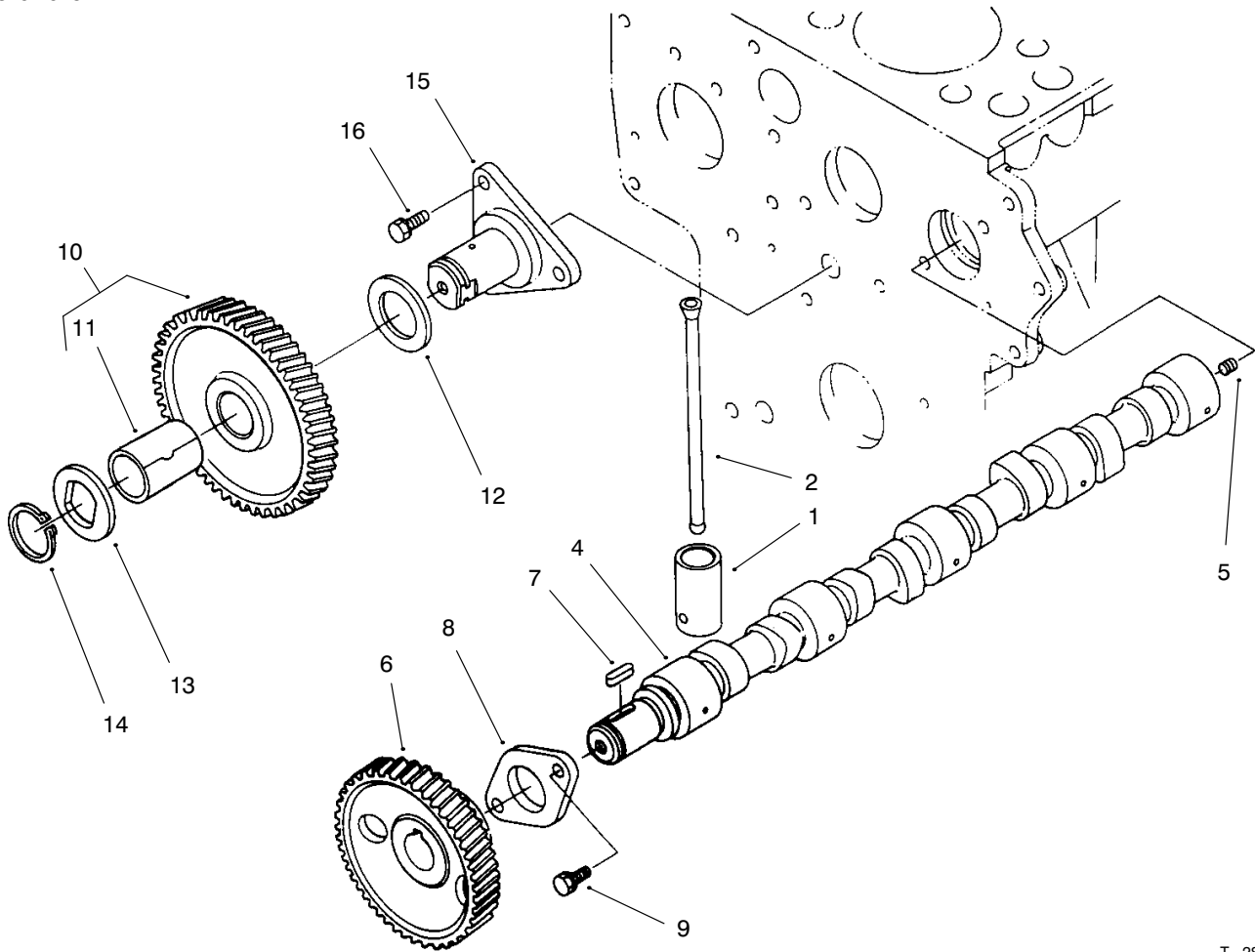
Ref. No.	Part No.	Description	No. Used
8	98-7424	Clamp-Pipe	1
9	98-7425	Cover-Cylinder Head	1
10	98-7426	Gasket-Head Cover	1
11	98-7427	Nut-Cap	4
12	98-7428	Gasket	4
13	98-7429	Plug-Oil Filter	1
14	98-7430	O-Ring	1



T-2870-1

## MAIN BEARING CASE

Ref. No.	Part No.	Description	No. Used	Ref. No.	Part No.	Description	No. Used
1	98-7433	Main Bearing Case Asm.	1	7	98-7439	Bolt	8
2	98-7434	Bolt-Bearing Case	8	8	98-7440	Seal-Oil	1
3	98-7435	Gasket-Bearing Case	1	9	98-7441	Main Bearing Case Asm.	1
4	98-7436	Cover-Bearing Case	1	10	98-7442	Main Bearing Case Asm.	1
5	98-7437	Gasket-Bearing Case Cover	1	11	98-7443	Main Bearing Case Asm.	1
6	98-7438	Bolt	8	12	98-7444	Bolt-Bearing Case	3

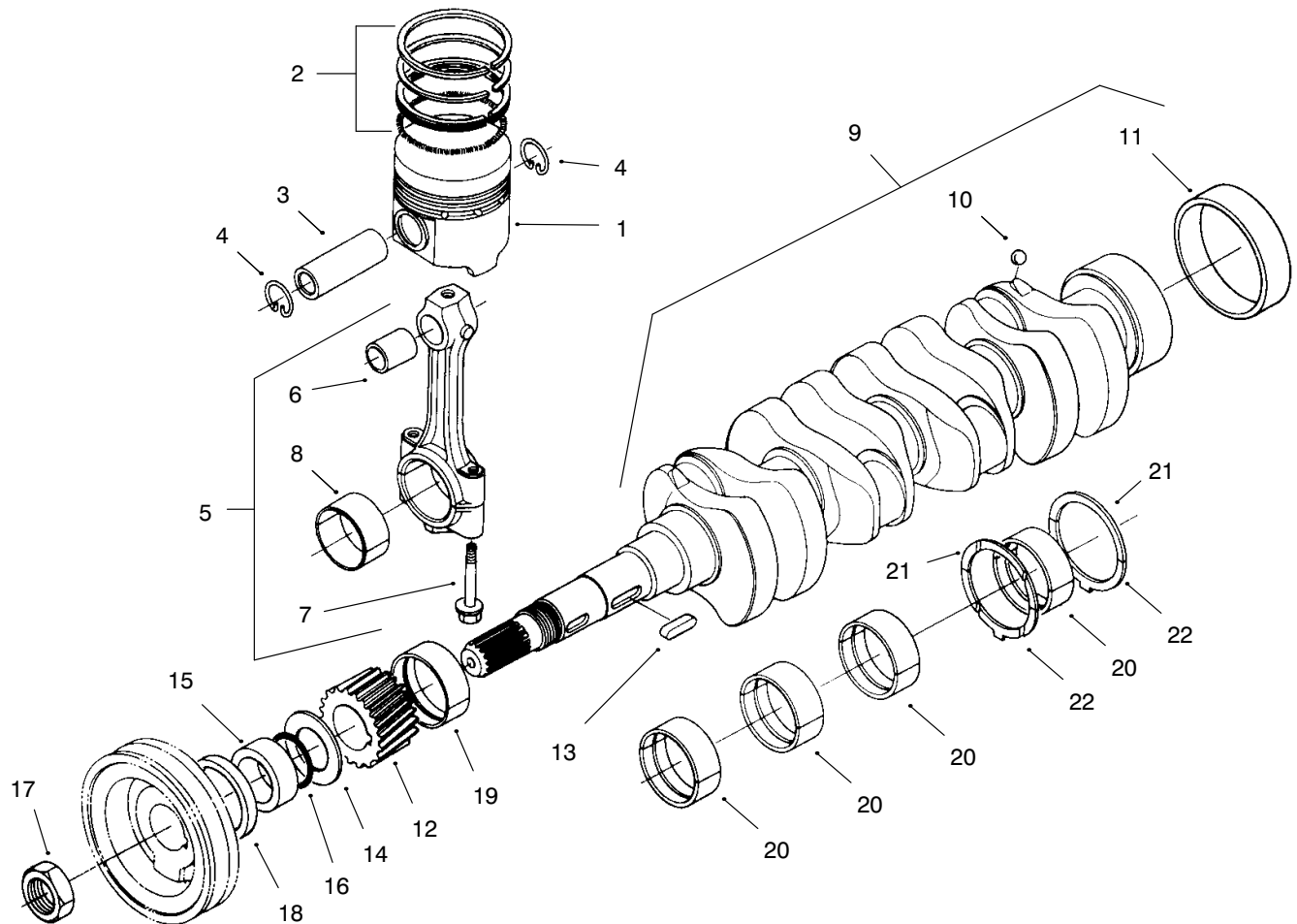


T-2880-1

## CAMSHAFT

Ref. No.	Part No.	Description	No. Used
1	98-7445	Tappet	8
2	98-7446	Push Rod	8
3	98-7447	Camshaft Assembly (Incl. Ref. # 4-8)	1
4	98-7448	Camshaft	1
5	98-7449	Screw-Set	1
6	98-7450	Gear-Camshaft	1
7	98-7451	Key-Feather	1
8	98-7452	Stopper-Camshaft	1
9	98-7453	Bolt	2

Ref. No.	Part No.	Description	No. Used
10	98-7454	Complete Gear-Idler (Incl. Ref #11)	1
11	98-7455	Bushing-Idler Gear	1
12	98-7456	Collar	1
13	98-7457	Collar	1
14	98-7458	Cir-Clip-External	1
15	98-7459	Shaft-Idler Gear	1
16	98-7453	Bolt	3

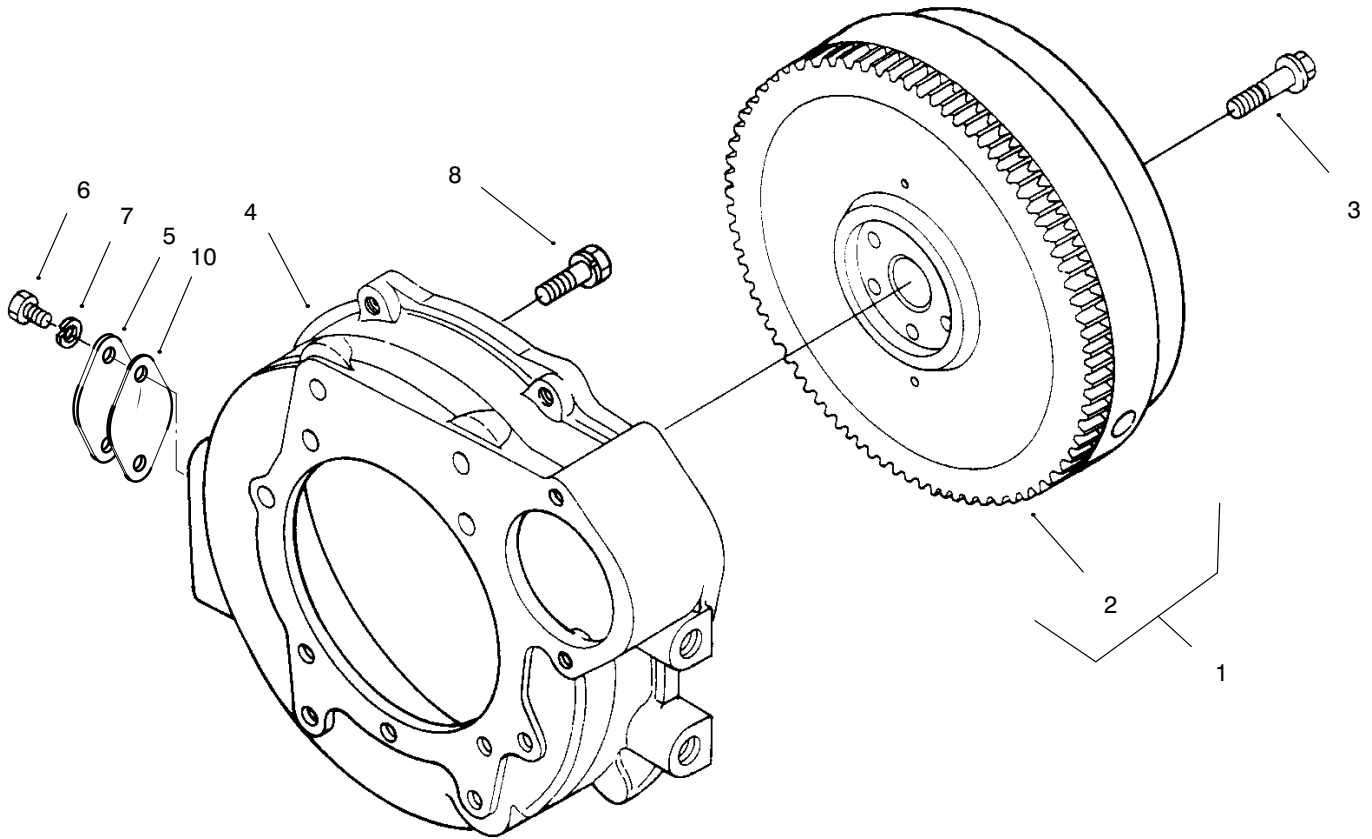


T-2868-1

## PISTON AND CRANKSHAFT

Ref. No.	Part No.	Description	No. Used	Ref. No.	Part No.	Description	No. Used
1	98-7460	Piston	4	10	98-7473	Ball	4
1	98-7461	Piston (+.5mm oversize)	4	11	98-7474	Sleeve-Crankshaft	1
2	98-7462	Piston Ring Assembly	4	12	98-7475	Gear-Crankshaft	1
2	98-7463	Piston Ring Assembly (+.5mm oversize)	4	13	98-7451	Key-Feather	1
3	98-7464	Pin-Piston	4	14	98-7476	Slinger-Oil	1
4	98-7465	Clip-Piston Pin	8	15	98-7477	Collar-Crankshaft	1
5	98-7466	Connecting Rod Assembly (Incl. Ref #6-8)	4	16	98-7478	O-Ring	1
6	98-7467	Bushing-Piston Pin	4	17	98-7879	Nut-Crankshaft	1
7	98-7468	Bolt-Connecting Rod	8	18	98-7480	Seal-Oil	1
8	98-7469	Metal-Crankpin (Std.)	4	19	98-7481	Metal-Crankshaft (Std.)	1
8	98-7470	Metal-Crankpin (.2mm)	4	19	98-7482	Metal-Crankshaft (.2mm)	1
8	98-7471	Metal-Crankpin (.4mm)	4	19	98-7483	Metal-Crankshaft (.4mm)	1
9	98-7472	Crankshaft (Incl. Ref. #10 & 11)	1	20	98-7484	Metal-Crankshaft Set	1
				†21		Ring - Retaining	8
				†22		Ring - Retaining	8

† Not Serviceable Separately



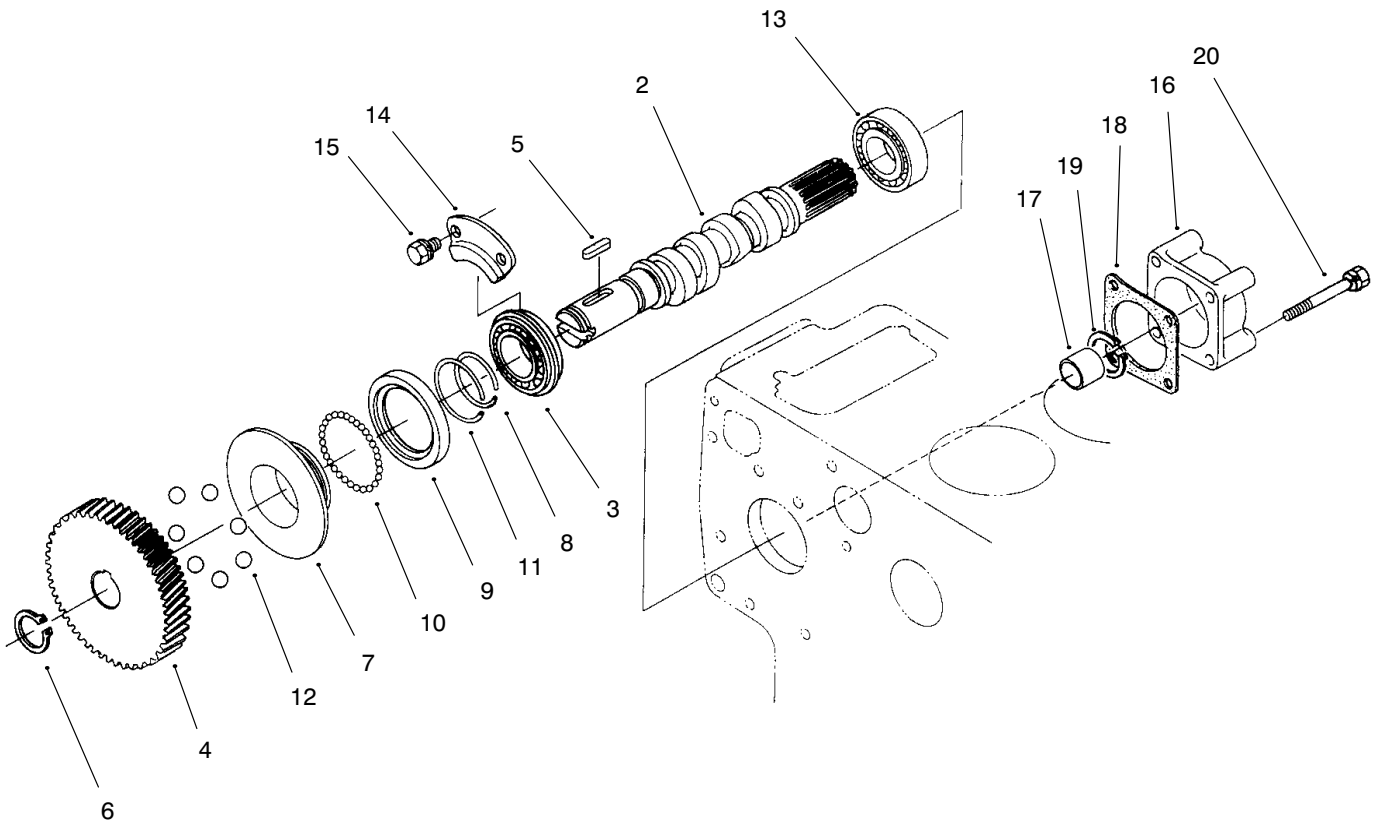
T-2877-1

## FLYWHEEL

Ref. No.	Part No.	Description	No. Used
1	98-7532	Flywheel (Incl. Ref. #2)	1
2	98-7560	Gear-Ring	1
3	98-7573	Bolt-Flywheel	6
4	98-7559	Housing-Flywheel	1
5	98-7883	Cover	1

Ref. No.	Part No.	Description	No. Used
6	98-7884	Bolt	2
7	98-7535	Washer - Spring	2
8	98-7885	Bolt	11
10	98-7886	Gasket - Cover	1



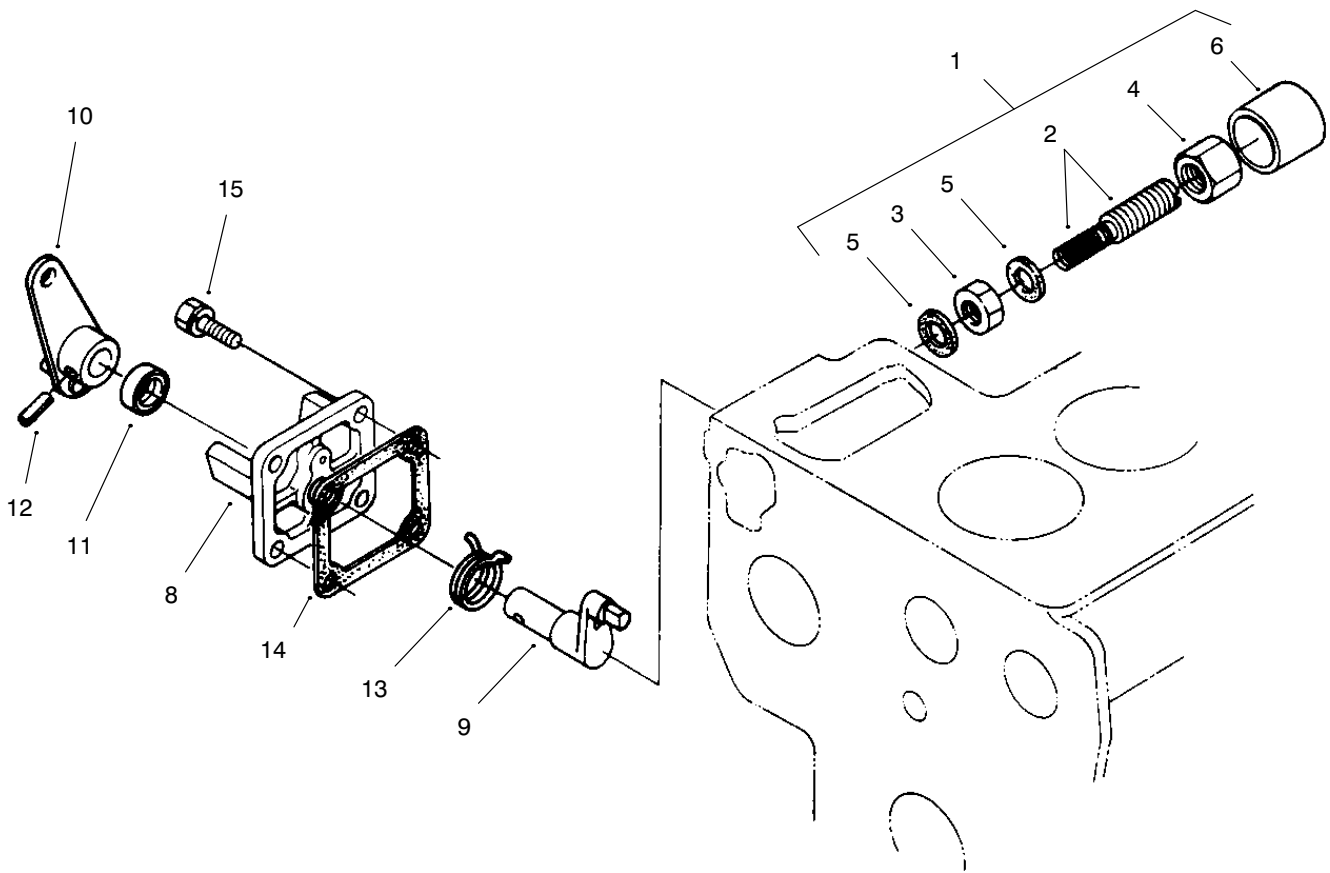


T-2872-1

## FUEL CAMSHAFT

Ref. No.	Part No.	Description	No. Used
1	98-7551	Fuel Camshaft Assembly (Incl. Ref. #2-12)	1
2	98-7508	Camshaft-Fuel	1
3	98-7595	Bearing-Ball	1
4	98-7574	Gear-Injection Pump	1
5	98-7575	Key-Feather	1
6	98-7576	Cir-Clip-External	1
7	98-7577	Sleeve-Governor	1
8	98-7578	Cir-Clip-Governor Sleeve	1
9	98-7579	Case-Governor Ball	1
10	98-7580	Ball	39

Ref. No.	Part No.	Description	No. Used
11	98-7581	Cir-Clip	1
12	98-7582	Ball	7
13	98-7583	Bearing-Ball	1
14	98-7584	Stopper	1
15	98-7585	Bolt	2
16	98-7586	Cover-Fuel Camshaft	1
17	98-7587	Collar	1
18	98-7588	Gasket	1
19	98-7589	Cir-Clip-External	1
20	98-7590	Bolt	4



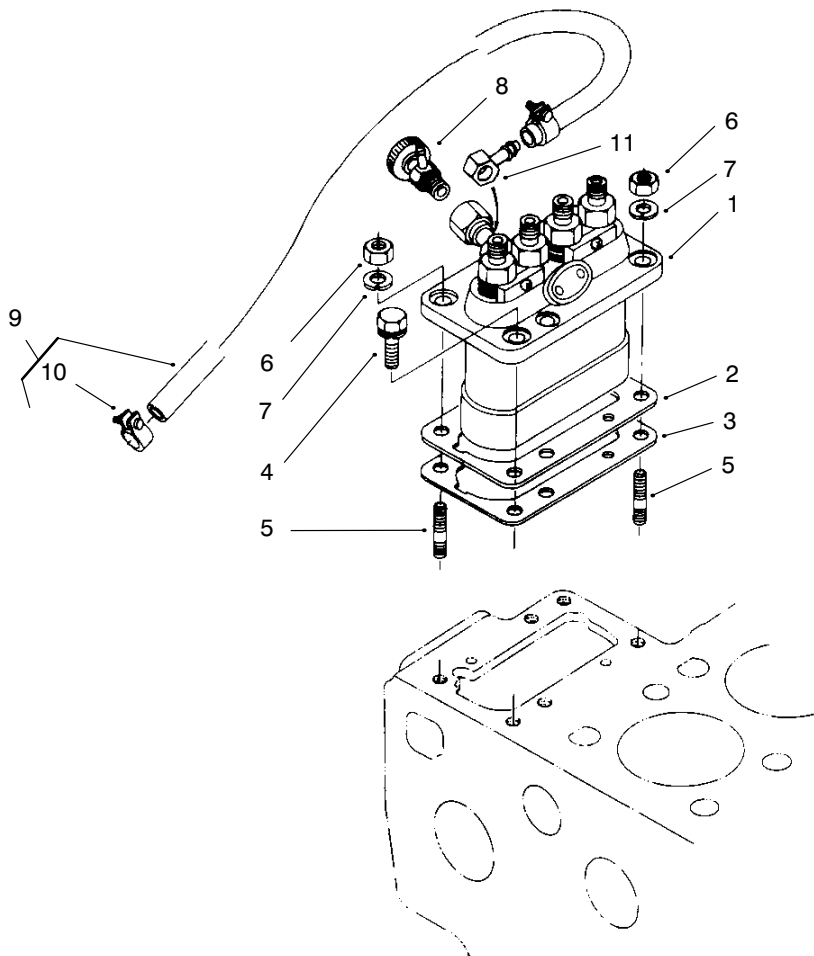
T-2867-1

## ENGINE STOP LEVER

Ref. No.	Part No.	Description	No. Used
1	98-7591	Apparatus Assembly (Incl. Ref. #2-6)	1
2	98-7592	Bolt-Adjusting	1
3	98-7593	Nut	1
4	98-7594	Nut-Cap	1
5	98-7428	Gasket	2
6	98-7596	Cap	1
7	98-7597	Lever-Engine Stop Asm. (Incl. Ref. #8-13)	1

Ref. No.	Part No.	Description	No. Used
8	98-7598	Cover-Injection Pump	1
9	98-7599	Shaft-Lever	1
†10	98-7601	Lever-Engine Stop	1
11	98-7602	Seal-Oil	1
12	98-7603	Pin-Spring	1
13	98-7604	Spring-Return	1
14	98-7605	Gasket-Pump Cover	1
15	98-7605	Bolt	4

† Not Serviceable Separately

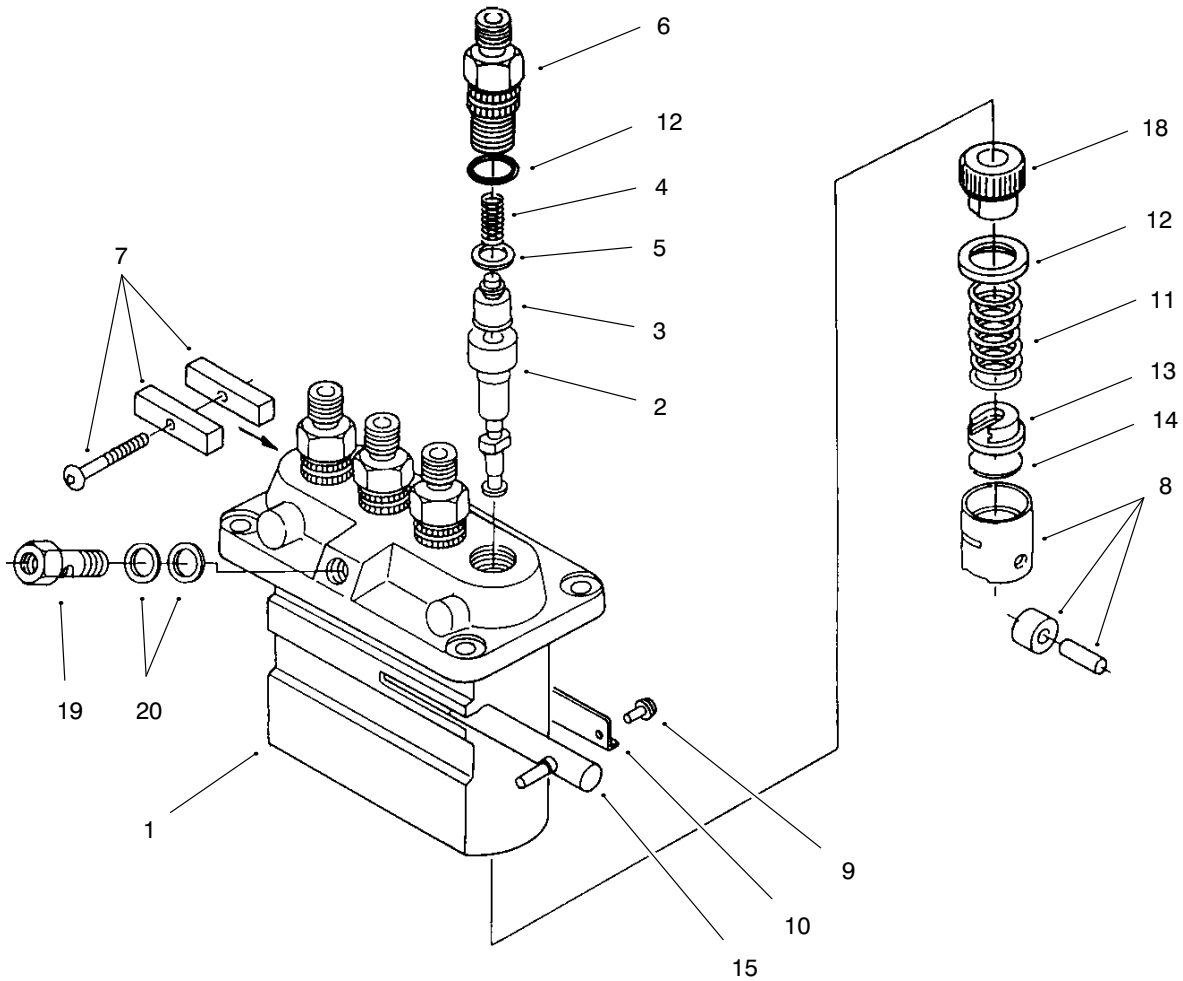


T-2873-1

## INJECTION PUMP

Ref. No.	Part No.	Description	No. Used
1	98-7606	Injection Pump Assembly	1
2	98-7607	Shim (.20mm)	1
2	98-7608	Shim (.25mm)	1
3	98-7609	Shim-Injection Pump (.30mm)	1
4	98-7610	Bolt	4
5	98-7533	Stud	2

Ref. No.	Part No.	Description	No. Used
6	98-7534	Nut	2
7	98-7535	Washer-Spring	2
8	98-7614	Jet Start Cock Assembly	1
9	98-7615	Fuel Pipe Assembly (Incl. Ref.#9 & 10)	1
10	98-7616	Clip-Pipe	2
11	98-7617	Joint	1

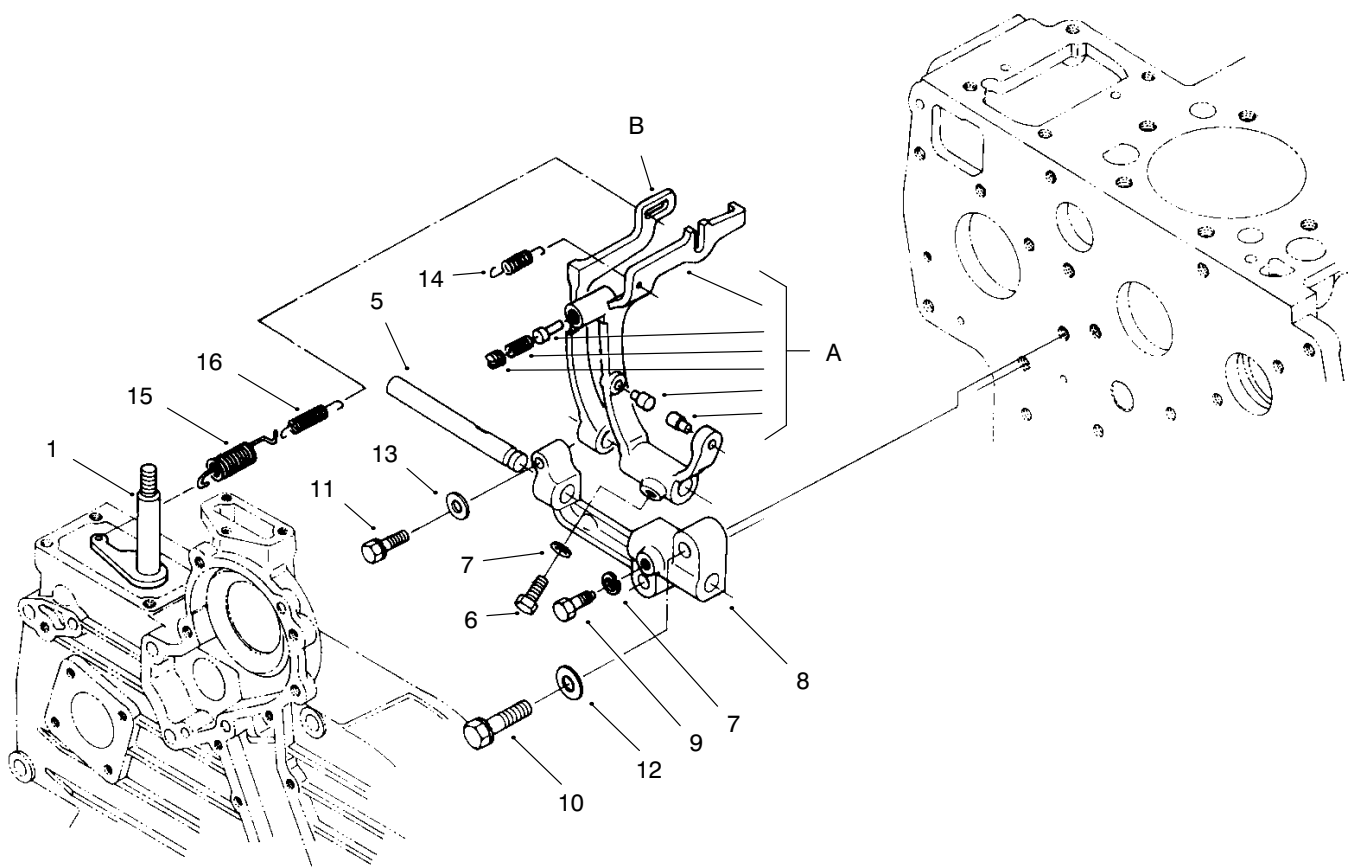


T-2874-1

## INJECTION PUMP (COMPONENT PARTS)

Ref. No.	Part No.	Description	No. Used
1	98-7606	Injection Pump Assembly (Incl. Ref. #2-21)	1
2	98-7619	Plunger-Pump	4
3	98-7620	Valve-Delivery	4
4	98-7621	Spring-Delivery Valve	4
5	98-7622	Gasket-Delivery Valve	4
6	98-7623	Holder-Delivery Valve	4
7	98-7624	Lock Plate Assembly	2
8	98-7625	Tappet Assembly	4
9	98-7626	Pin-Tappet Guide	4

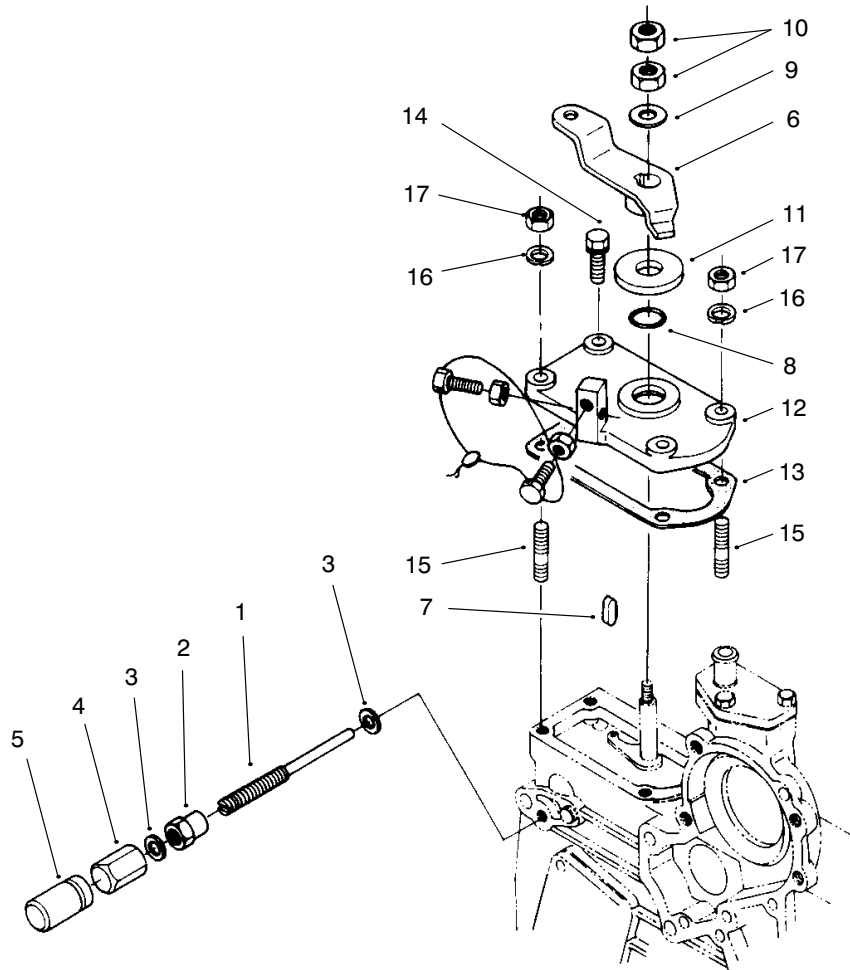
Ref. No.	Part No.	Description	No. Used
10	98-7627	Plate	2
11	98-7628	Spring-Plunger	4
12	98-7629	Seat-Spring Upper	4
13	98-7630	Seat-Spring Lower	4
14	98-7631	Shim	4
15	98-7632	Rack-Control	1
18	98-7634	Sleeve-Control	4
19	98-7635	Screw-Follow	1
20	98-7636	Gasket	2
21	98-7637	O-Ring	4



T-2878-2

## GOVERNOR

Ref. No.	Part No.	Description	No. Used	Ref. No.	Part No.	Description	No. Used
1	98-7638	Lever - Governor, Complete	1	10	98-7645	Bolt	2
2	98-7639	Fork Lever Assembly (Incl. Ref.# 5-9, A & B)	1	11	98-7646	Bolt	1
5	98-7640	Shaft - Fork Lever	1	12	98-7536	Washer - Plain	2
6	98-7641	Bolt - Lever Shaft	1	13	98-7648	Washer - Plain	1
7	98-7515	Washer - Spring	2	14	98-7649	Spring - Start	1
8	98-7643	Holder - Fork Lever	1	15	98-7650	Spring - Governor	1
9	98-7644	Bolt	1	16	98-7651	Spring - Governor	1

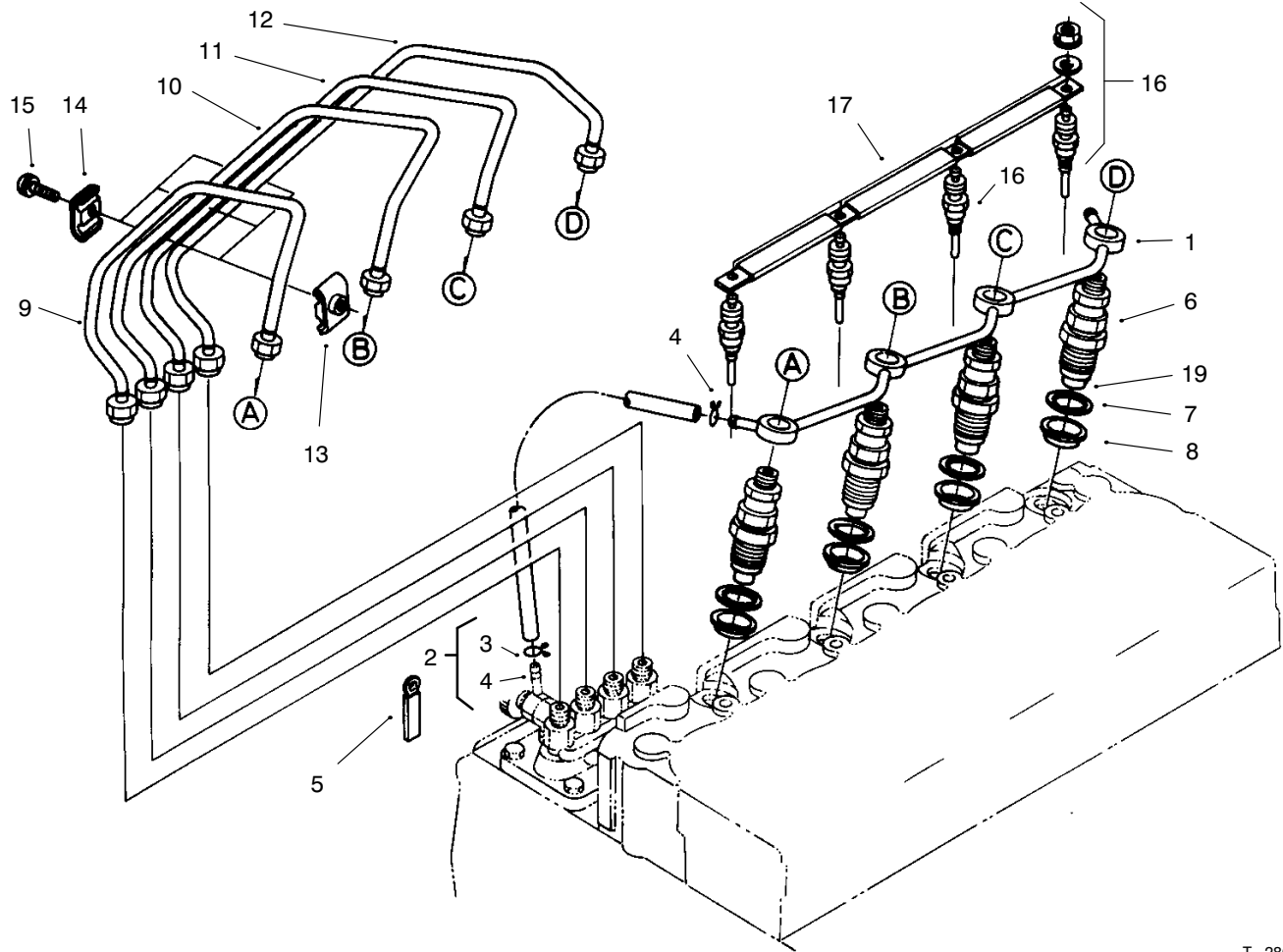


T-2860-1

## SPEED CONTROL PLATE

Ref. No.	Part No.	Description	No. Used
1	98-7652	Bolt-Adjusting	1
2	98-7653	Nut	1
3	98-7654	Gasket	2
4	98-7655	Nut-Cap	1
5	98-7656	Cap	1
6	98-7657	Lever-Speed Control	1
7	98-7658	Key-Feather	1
8	98-7659	O-Ring	1
9	98-7660	Washer-Plain	1

Ref. No.	Part No.	Description	No. Used
10	98-7661	Nut	2
11	98-7662	Collar	1
12	98-7663	Plate-Speed Control	1
13	98-7664	Gasket	1
14	98-7568	Bolt	2
15	98-7571	Stud	2
16	98-7515	Washer-Spring	2
17	98-7572	Nut	2

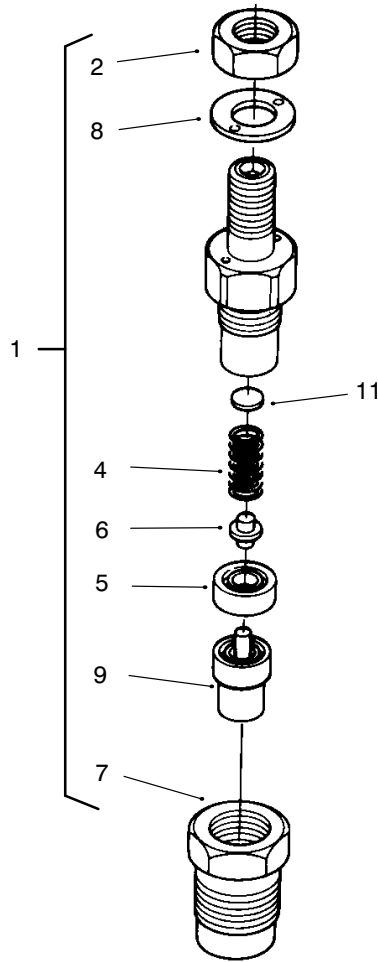


T-2864-1

## NOZZLE HOLDER AND GLOW PLUG

Ref. No.	Part No.	Description	No. Used	Ref. No.	Part No.	Description	No. Used
1	98-7669	Assembly Pipe – Over Flow	1	10	98-7679	Pipe – Injection	1
2	98-7670	Assembly Pipe – Over Flow (Incl. Ref. #3 & 4)	1	11	98-7680	Pipe – Injection	1
3	98-7671	Clip – Pipe	1	12	98-7681	Pipe – Injection	1
4	98-7672	Clip – Pipe	1	13	98-7682	Clamp – Pipe	3
5	98-7673	Clamp – Cort	1	14	98-7683	Clamp – Pipe	3
6	98-7674	Assembly Holder – Nozzle (Incl. Ref. #19)	4	15	98-7684	Screw & Washer	3
7	98-7676	Gasket	4	16	98-7685	Plug – Glow	4
8	98-7677	Seal	4	17	98-7686	Cord – Glow Plug	1
9	98-7678	Pipe – Injection	1	*18	98-7687	Kit – Holder, Nozzle (Incl. Ref. #6-8)	4
				19	98-7675	Piece – Nozzle	4

\* Not Illustrated



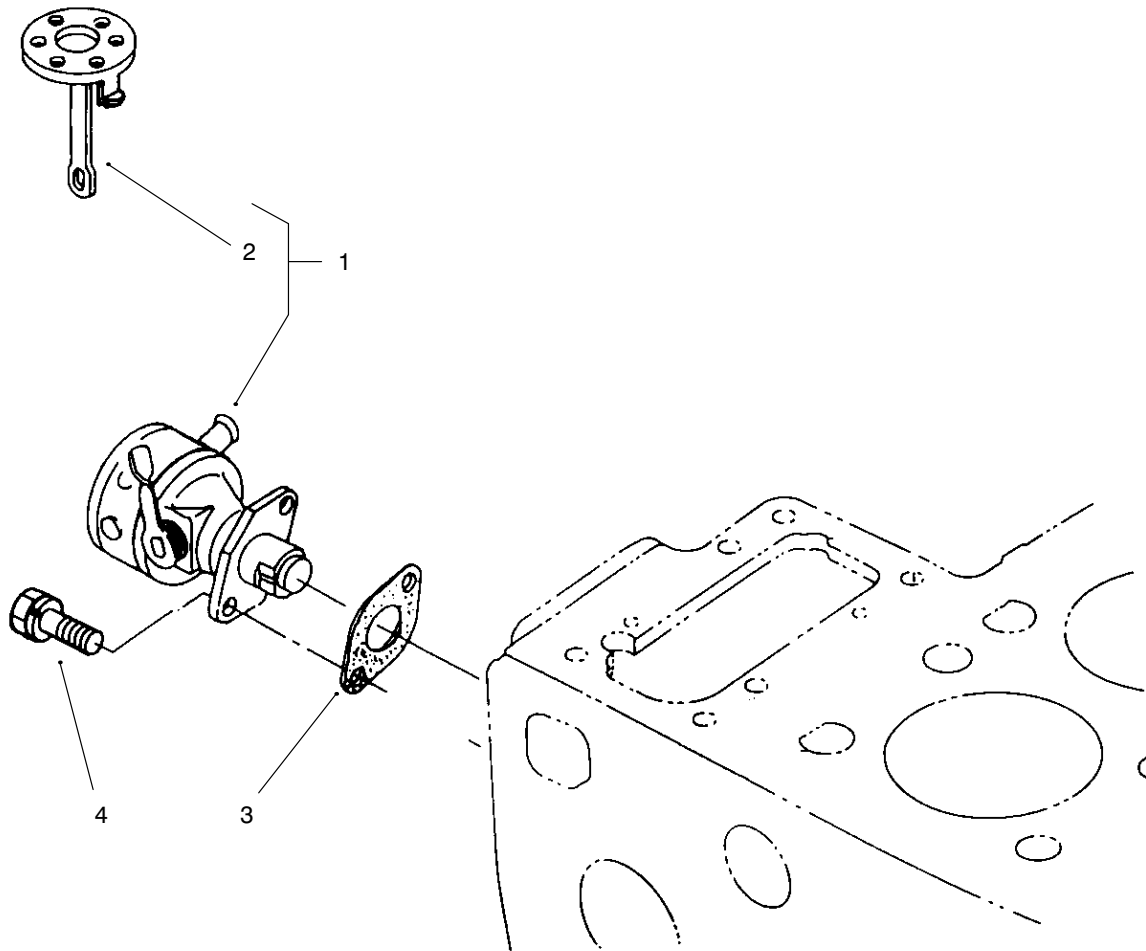
T-2856-2

## NOZZLE HOLDER (COMPONENT PARTS)

Ref. No.	Part No.	Description	No. Used
1	98-7688	Assembly - Holder, Nozzle (Incl. Ref. #2-9)	4
2	98-7613	Nut	4
4	98-7647	Spring - Nozzle	4
5	98-7665	Piece - Distance	4
6	98-7666	Push Rod	4
7	98-7667	Nut - Nozzle	4
8	98-7668	Washer	4
9	98-7700	Piece - Nozzle	4
11	98-7642	Washer - .900mm	4
11	98-7841	Washer - .925mm	4
11	98-7842	Washer - .950mm	4
11	98-7843	Washer - .975mm	4
11	98-7844	Washer - 1.000mm	4
11	98-7845	Washer - 1.025mm	4
11	98-7846	Washer - 1.050mm	4
11	98-7847	Washer - 1.075mm	4
11	98-7848	Washer - 1.100mm	4
11	98-7849	Washer - 1.125mm	4
11	98-7850	Washer - 1.150mm	4
11	98-7851	Washer - 1.175mm	4
11	98-7852	Washer - 1.200mm	4
11	98-7853	Washer - 1.225mm	4
11	98-7854	Washer - 1.250mm	4
11	98-7855	Washer - 1.275mm	4
11	98-7856	Washer - 1.300mm	4

Ref. No.	Part No.	Description	No. Used
11	98-7857	Washer - 1.325mm	4
11	98-7858	Washer - 1.350mm	4
11	98-7859	Washer - 1.375mm	4
11	98-7860	Washer - 1.400mm	4
11	98-7861	Washer - 1.425mm	4
11	98-7862	Washer - 1.450mm	4
11	98-7863	Washer - 1.475mm	4
11	98-7864	Washer - 1.500mm	4
11	98-7865	Washer - 1.525mm	4
11	98-7866	Washer - 1.550mm	4
11	98-7867	Washer - 1.575mm	4
11	98-7868	Washer - 1.600mm	4
11	98-7869	Washer - 1.625mm	4
11	98-7870	Washer - 1.650mm	4
11	98-7871	Washer - 1.675mm	4
11	98-7872	Washer - 1.700mm	4
11	98-7873	Washer - 1.725mm	4
11	98-7874	Washer - 1.750mm	4
11	98-7875	Washer - 1.775mm	4
11	98-7876	Washer - 1.800mm	4
11	98-7877	Washer - 1.825mm	4
11	98-7878	Washer - 1.850mm	4
11	98-7879	Washer - 1.875mm	4
11	98-7880	Washer - 1.900mm	4
11	98-7881	Washer - 1.925mm	4
11	98-7882	Washer - 1.950mm	4



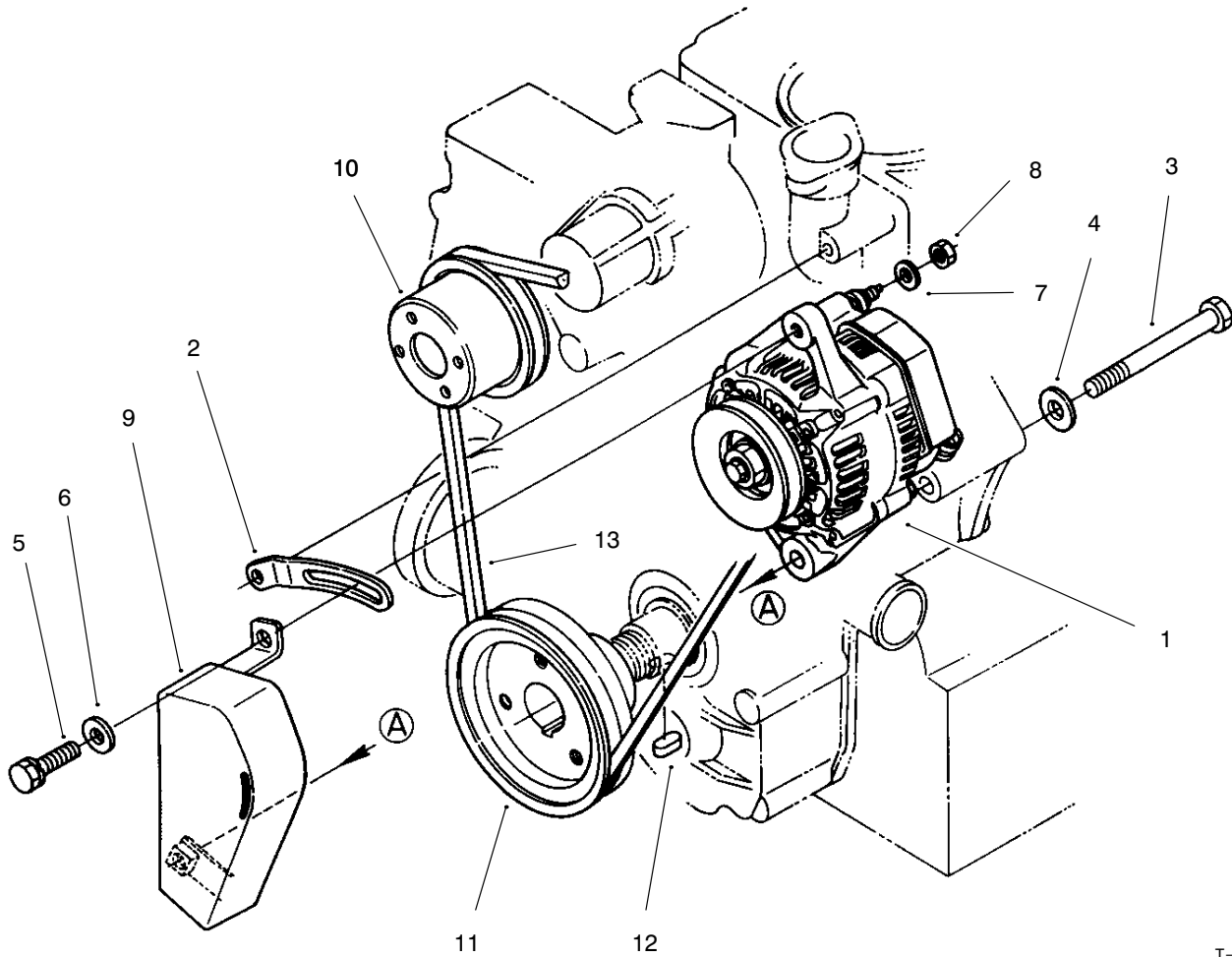


T-2865-1

## FUEL PUMP

Ref. No.	Part No.	Description	No. Used
1	98-7689	Assembly - Pump, Fuel (Incl. Ref. #2)	1
2	98-7690	Diaphragm - Complete	1

Ref. No.	Part No.	Description	No. Used
3	98-7691	Gasket - Fuel Pump	1
4	98-7692	Bolt	2

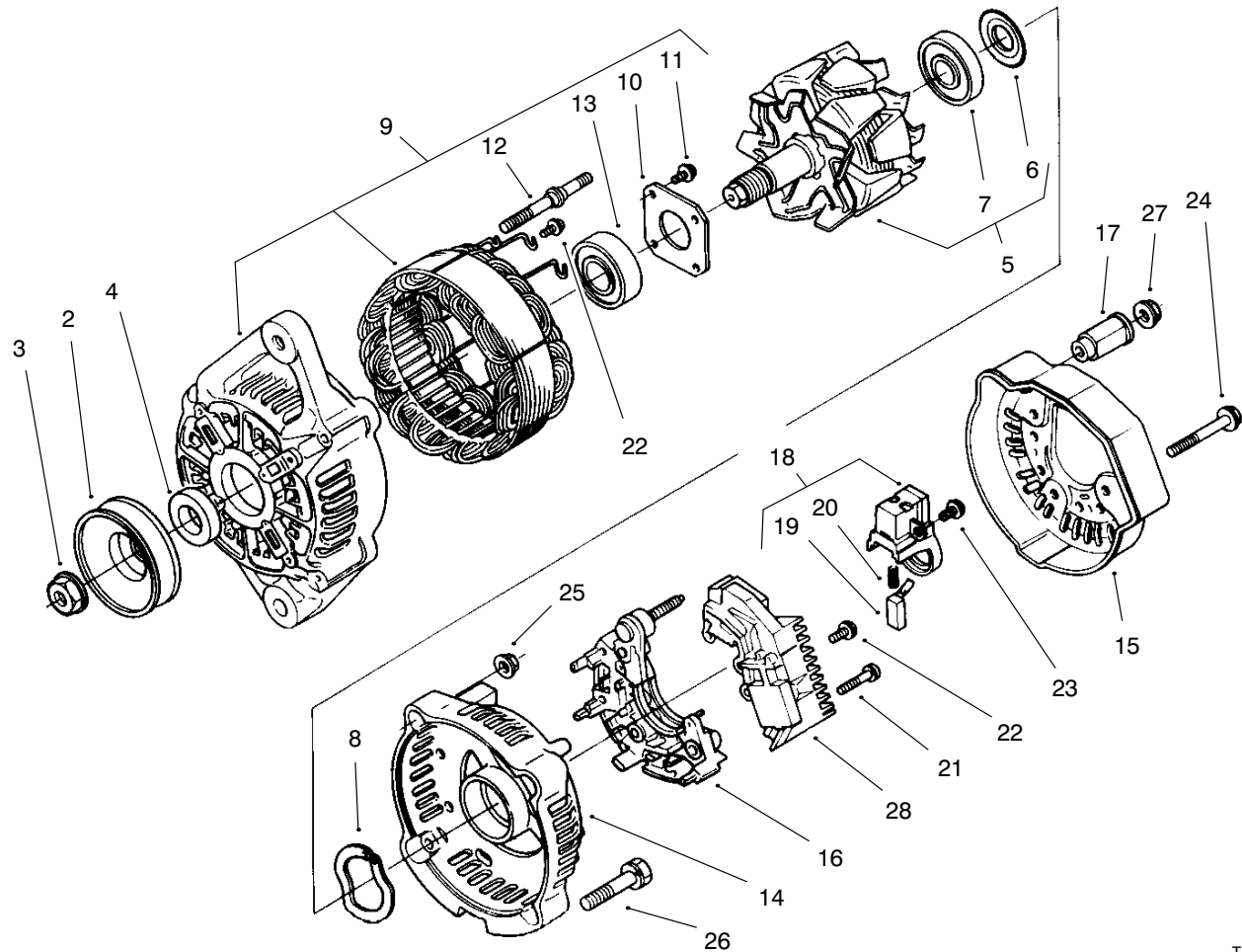


T-2859-1

## ALTERNATOR AND PULLEY

Ref. No.	Part No.	Description	No. Used
1	98-7693	Assembly - Alternator	1
2	98-7694	Bracket - Alternator	1
3	98-7695	Bolt	1
4	98-7696	Washer - Plain	1
5	98-7697	Bolt	1
6	98-7698	Washer - Plain	1
7	98-7699	Washer - Spring	1

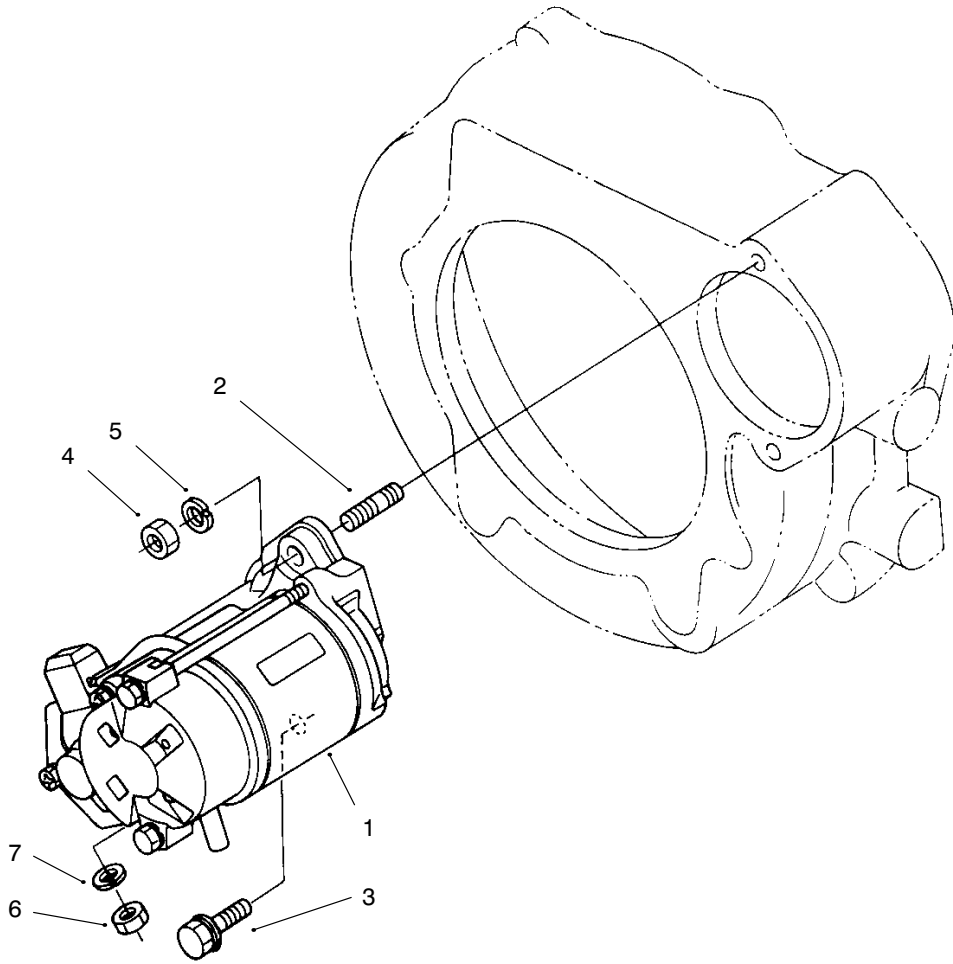
Ref. No.	Part No.	Description	No. Used
8	98-7572	Nut	1
9	98-7701	Cover - Belt	1
10	98-7702	Pulley - Fan	1
11	98-7703	Pulley - Fan Drive (130mm)	1
12	98-7451	Key - Feather	1
13	98-7705	V-Belt	



T-2866-1

## ALTERNATOR (COMPONENT PARTS)

Ref. No.	Part No.	Description	No. Used	Ref. No.	Part No.	Description	No. Used
1	98-7693	Assembly - Alternator	1	15	98-7720	Cover - End	1
2	98-7707	Pulley - Alternator	1	16	98-7721	Assembly - Rectifier	1
3	98-7708	Nut	1	17	98-7722	Bush - Insulation	1
4	98-7709	Collar	1	18	98-7723	Holder - Brush	1
5	98-7710	Rotor	1	19	98-7724	Brush	2
6	98-7711	Cover - Bearing	1	20	98-7725	Spring - Brush	2
7	98-7712	Bearing - Ball	1	21	98-7726	Screw - Round Head	2
8	98-7713	Washer - Thrust	1	22	98-7727	Screw - Round Head	6
9	98-7714	Frame - Drive End	1	23	98-7728	Screw - Round Head	1
10	98-7715	Plate - Retainer	1	24	98-7729	Bolt	3
11	98-7716	Screw - Round Head	4	25	98-7730	Nut	2
12	98-7717	Bolt - Through	2	26	98-7731	Bolt	2
13	98-7718	Bearing - Ball	1	27	98-7732	Nut	1
14	98-7719	Frame - End	1	28	98-7733	Assembly - Regulator	1

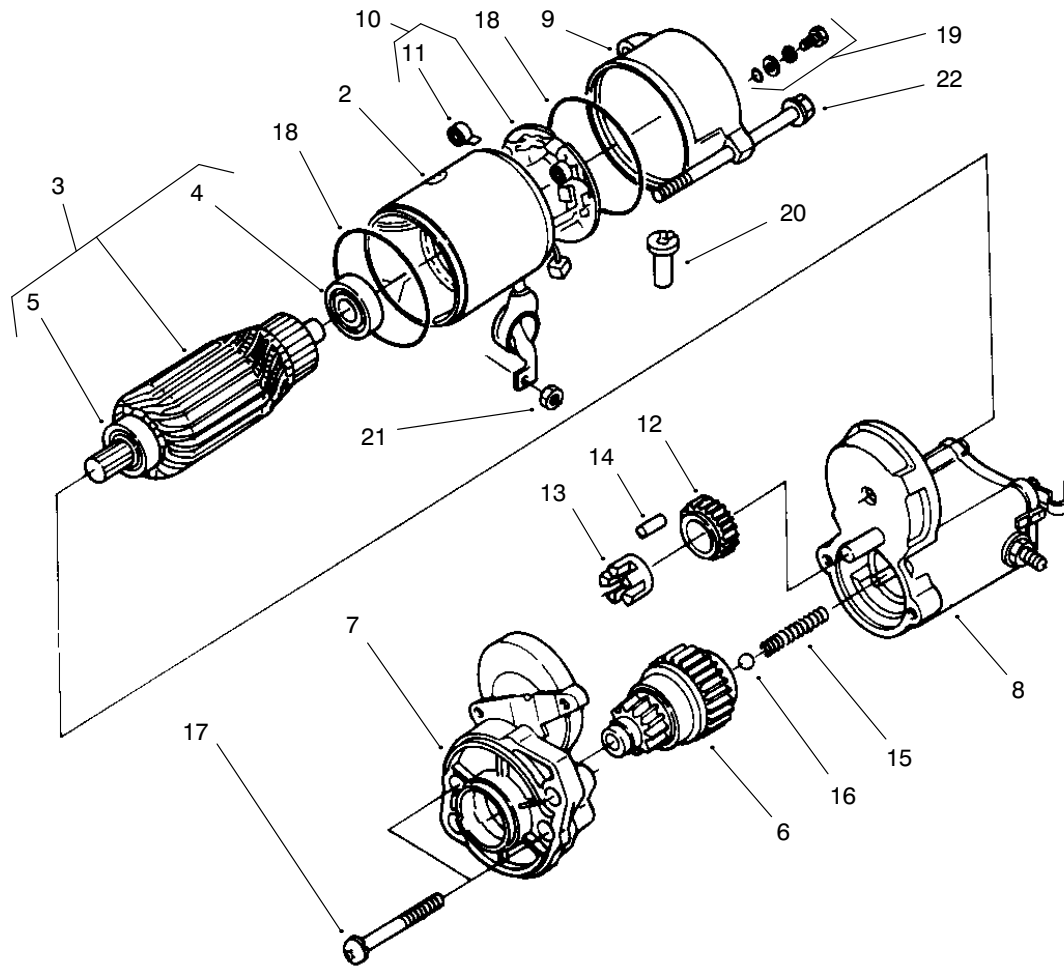


T-2861-1

## STARTER

Ref. No.	Part No.	Description	No. Used
1	98-7734	Assembly - Starter	1
2	98-7735	Stud	1
3	98-7736	Bolt	1
4	98-7737	Nut	1

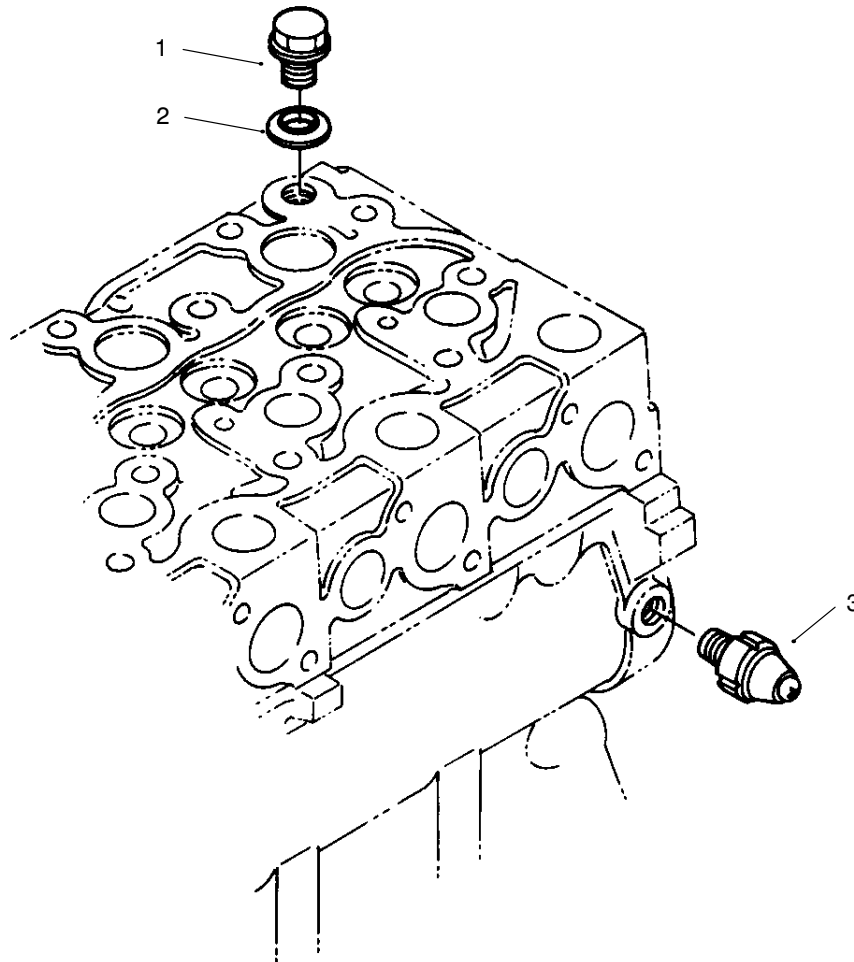
Ref. No.	Part No.	Description	No. Used
5	98-7738	Washer - Spring	1
6	98-7739	Nut	1
7	98-7535	Washer - Spring	1



T-2891-1

## STARTER INSTALLATION ASSEMBLY

Ref. No.	Part No.	Description	No. Used	Ref. No.	Part No.	Description	No. Used
1	98-7734	Assembly - Starter (Incl. Ref. #2-22)	1	11	98-7750	Spring - Brush	4
2	98-7741	Assembly - Yoke	1	12	98-7751	Gear	1
3	98-7742	Assembly - Armature (Incl. Ref. #4-5)	1	13	98-7752	Retainer	1
4	98-7743	Bearing	1	14	98-7753	Roller	5
5	98-7744	Bearing	1	15	98-7754	Spring	1
6	98-7745	Clutch - Over Running	1	16	98-7755	Ball	1
7	98-7746	Frame - Drive End	1	17	98-7756	Bolt	2
8	98-7747	Assembly - Switch	1	18	98-7757	O-Ring	2
9	98-7748	Frame - End	1	19	98-7758	Assembly - Bolt	2
10	98-7749	Assembly - Holder, Brush (Incl. Ref. #11)	1	20	98-7759	Pipe - Drain	1
				21	98-7760	Nut - Hex.	1
				22	98-7761	Bolt - Through	2

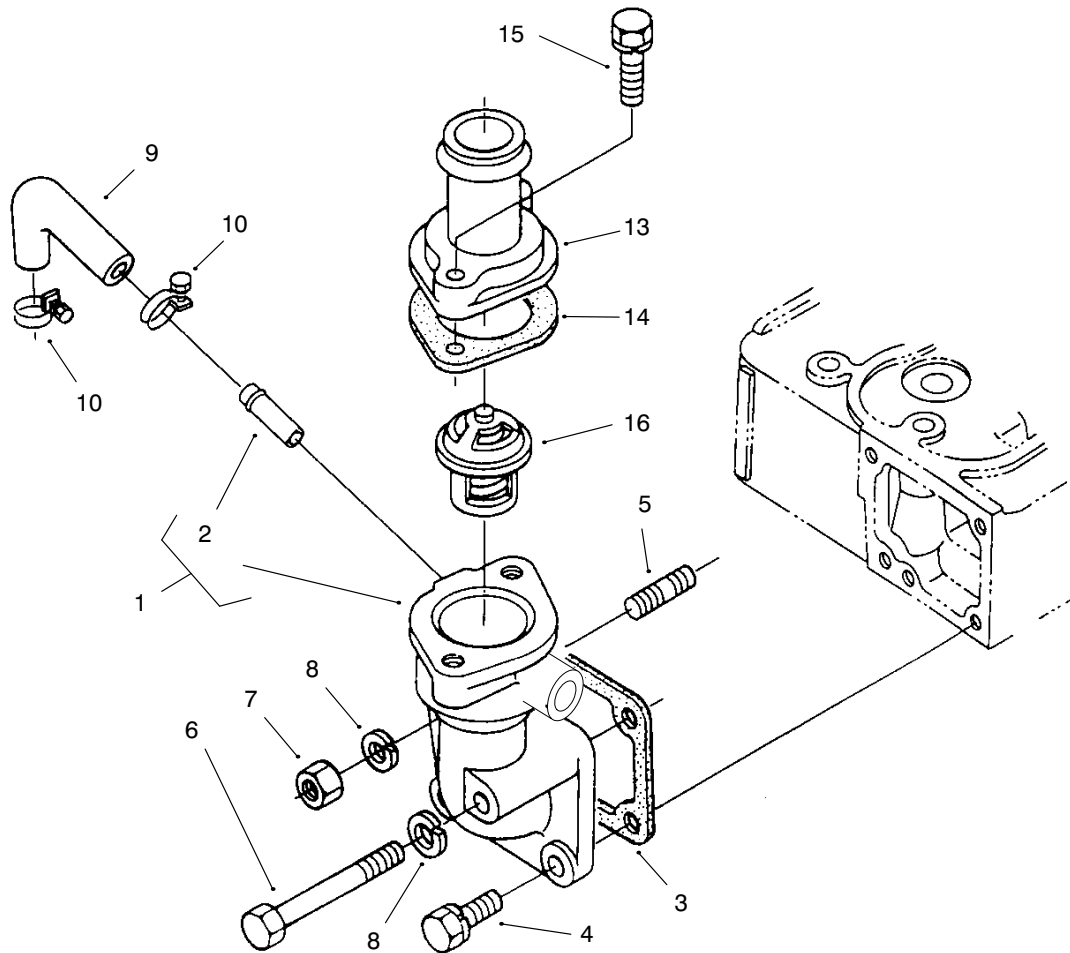


T-2857-1

## OIL SWITCH, THERMOMETER & PLUG

Ref. No.	Part No.	Description	No. Used
1	98-7762	Plug - Glow	1
2	98-7763	Washer	1

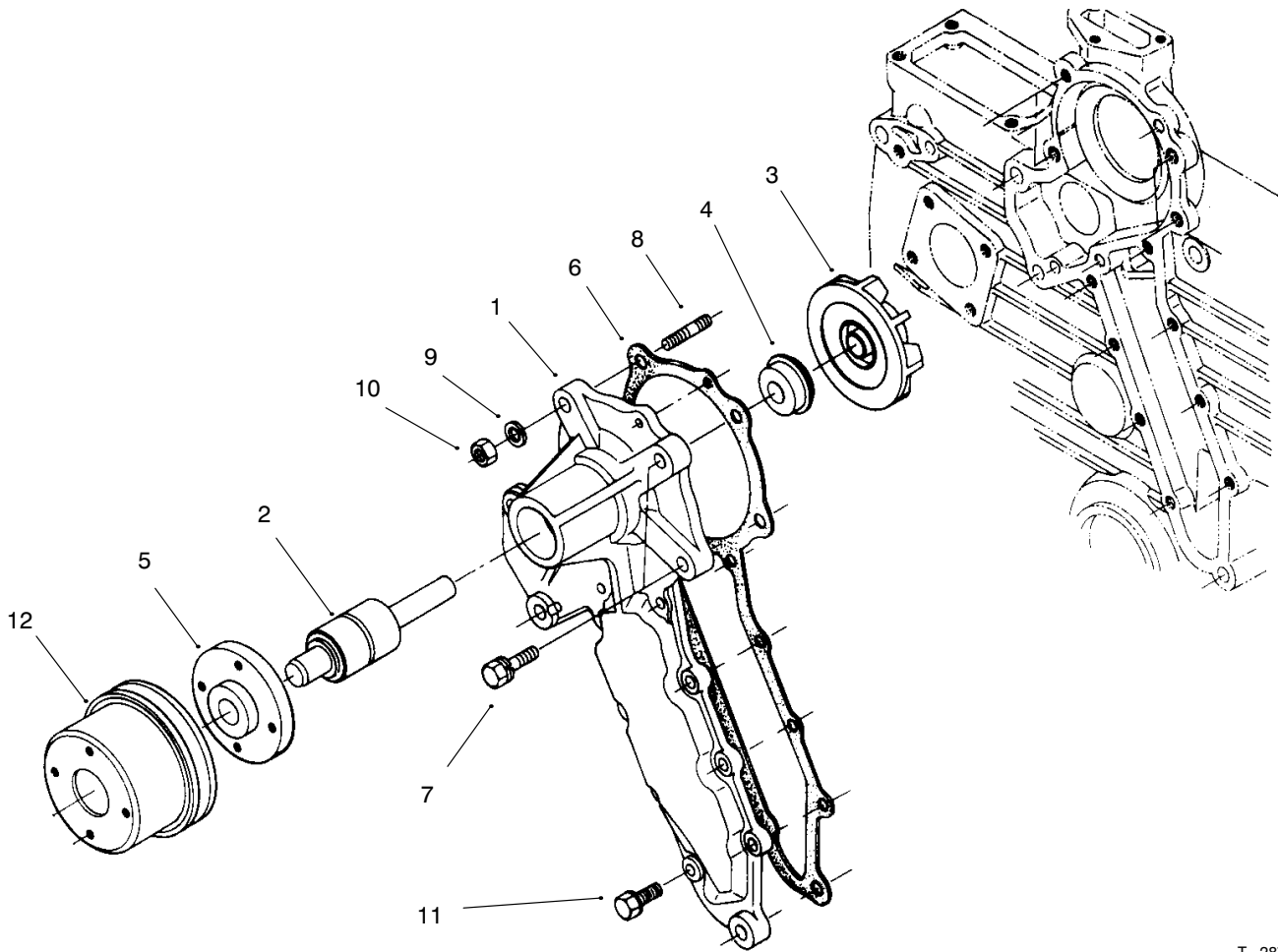
Ref. No.	Part No.	Description	No. Used
3	98-7764	Switch - Oil	1



T-2871-1

## WATER FLANGE AND THERMOSTAT

Ref. No.	Part No.	Description	No. Used	Ref. No.	Part No.	Description	No. Used
1	98-7765	Water Flange – Complete (Incl. Ref. #1-2)	1	8	98-7535	Washer – Spring	2
2	98-7766	Pipe – Water Return	1	9	98-7773	Pipe – Water Return	1
3	98-7767	Gasket – Water Flange	1	10	98-7774	Band – Pipe	2
4	98-7610	Bolt	2	13	98-7775	Cover – Thermostat	1
5	98-7769	Stud	1	14	98-7776	Gasket	1
6	98-7554	Bolt	1	15	98-7777	Bolt	1
7	98-7534	Nut	1	16	98-7778	Assembly – Thermostat	1



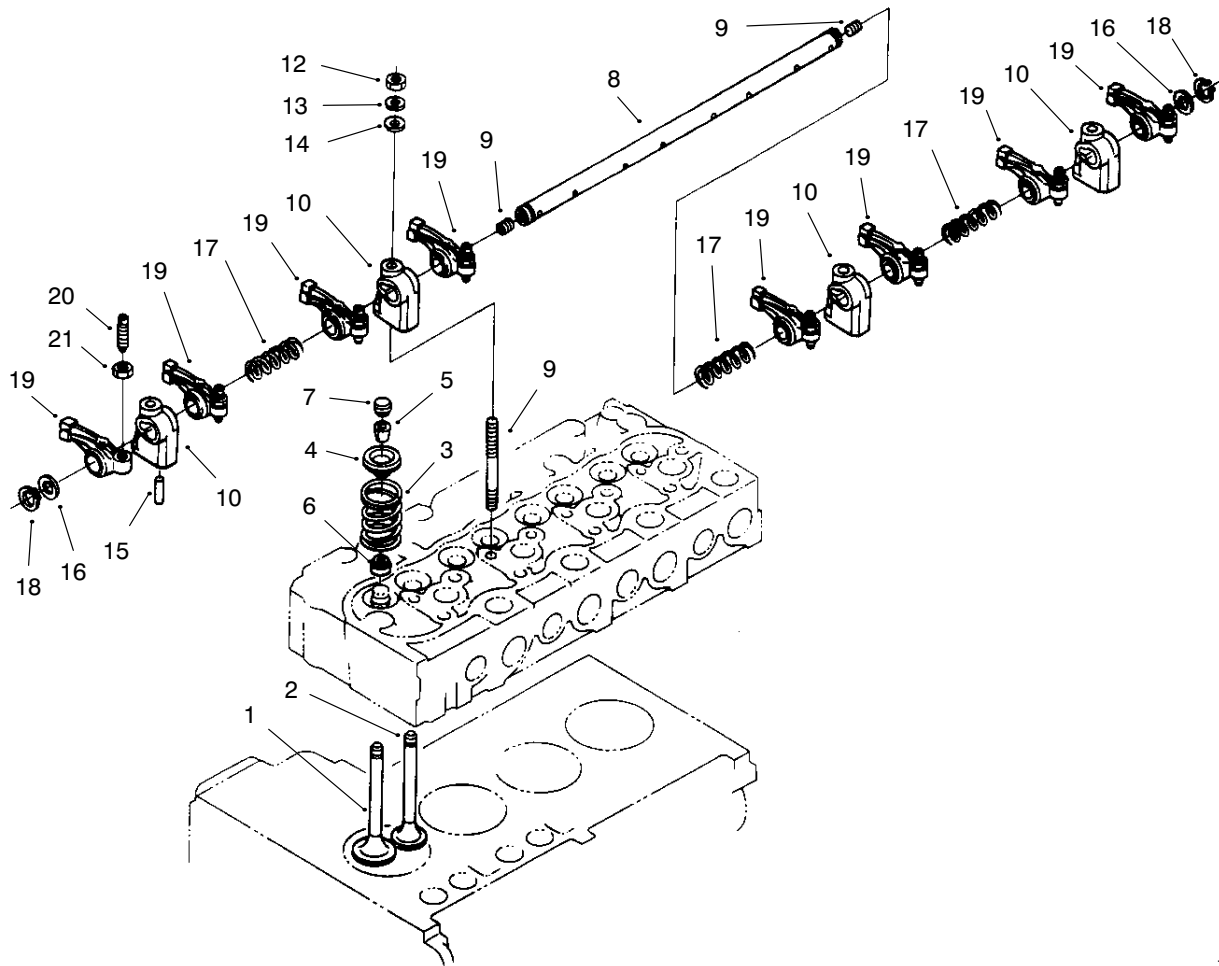
T-2875-1

## WATER PUMP

Ref. No.	Part No.	Description	No. Used
1	98-7779	Assembly - Pump, Water (Incl. Ref. #2-5)	1
2	98-7780	Bearing - Ball	1
3	98-7781	Impeller - Water Pump	1
4	98-7782	Assembly - Seal	1
5	98-7783	Flange - Water Pump	1
6	98-7784	Gasket - Water Pump	1

Ref. No.	Part No.	Description	No. Used
7	98-7439	Bolt	2
8	98-7786	Stud	2
9	98-7535	Washer - Spring	2
10	98-7534	Nut	2
11	98-7605	Bolt	8
12	98-7702	Pulley - Fan	1

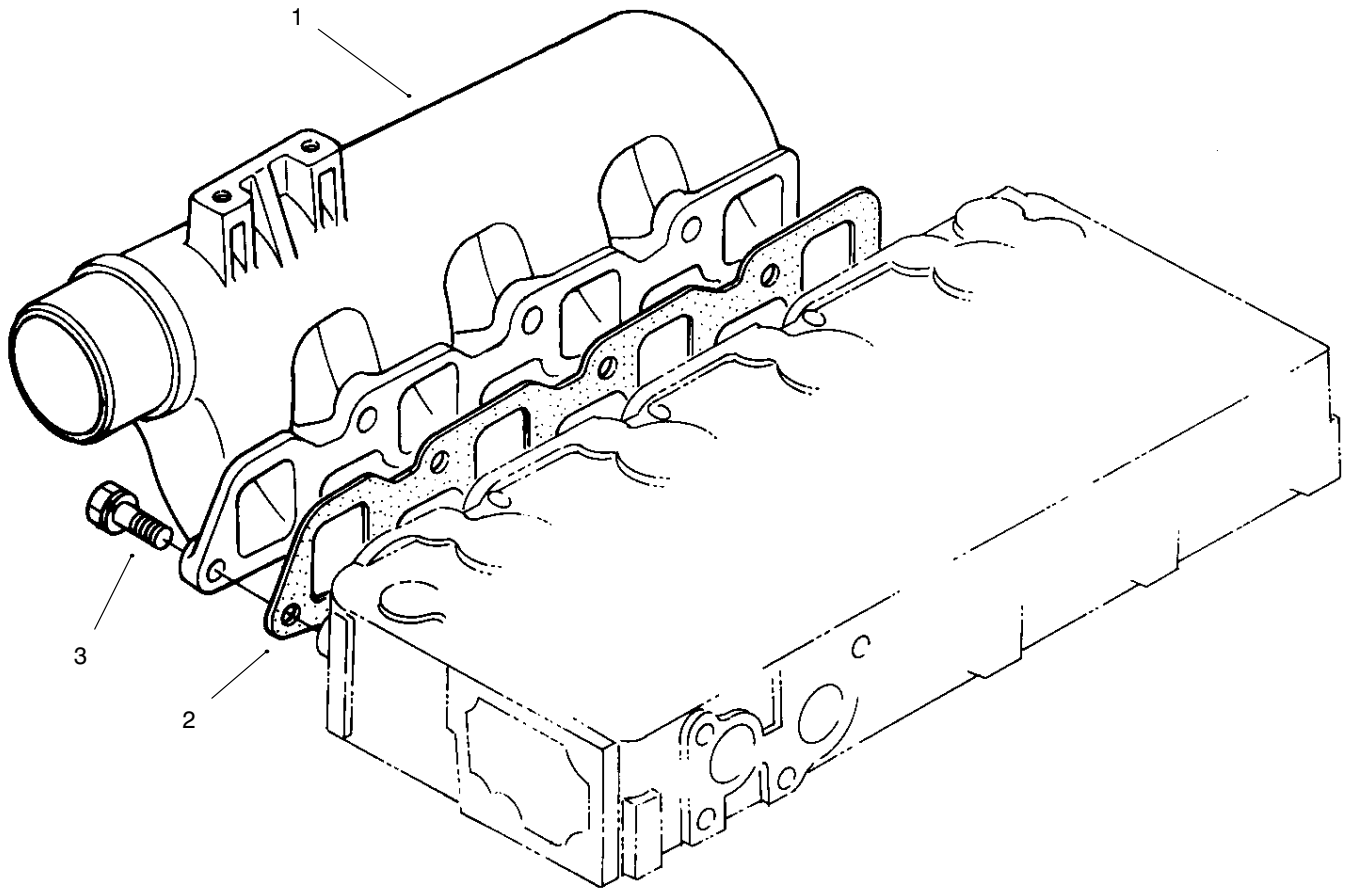




T-2883-1

## VALVE & ROCKER ASSEMBLY

Ref. No.	Part No.	Description	No. Used	Ref. No.	Part No.	Description	No. Used
1	98-7791	Valve - Inlet	4	12	98-7534	Nut	4
2	98-7792	Valve - Exhaust	4	13	98-7535	Washer - Spring	4
3	98-7793	Spring - Valve	8	14	98-7536	Washer - Plain	4
4	98-7794	Retainer - Valve Spring	8	15	98-7805	Pin - Spring	1
5	98-7795	Collet - Valve Spring	8	16	98-7806	Washer	2
6	98-7796	Seal - Valve Stem	8	17	98-7807	Spring - Rocker Arm	3
7	98-7797	Cap - Valve	8	18	98-7808	Cir-clip - External	2
8	98-7798	Assembly - Shaft (Incl. Ref. #9)	1	19	98-7809	Assembly - Rocker Arm (Incl. Ref. #20-21)	8
9	98-7799	Screw - Set	2	20	98-7810	Screw - Adjusting	8
10	98-7800	Bracket - Rocker Arm	4	21	98-7811	Nut	8
11	98-7801	Stud	4				

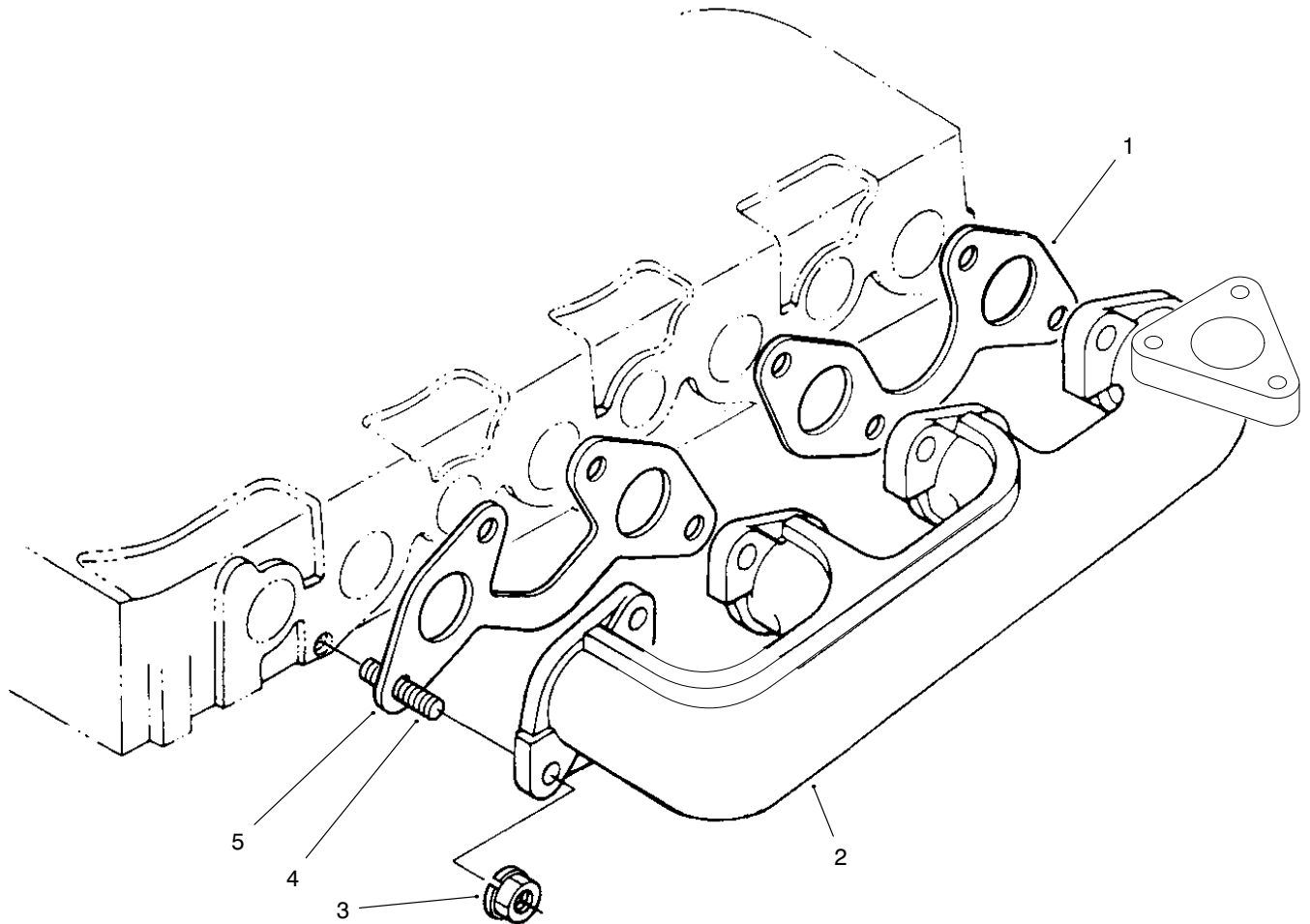


T-2862-1

### INLET MANIFOLD

Ref. No.	Part No.	Description	No. Used
1	98-7812	Manifold - Inlet	1
2	98-7813	Gasket - In, Manifold	1

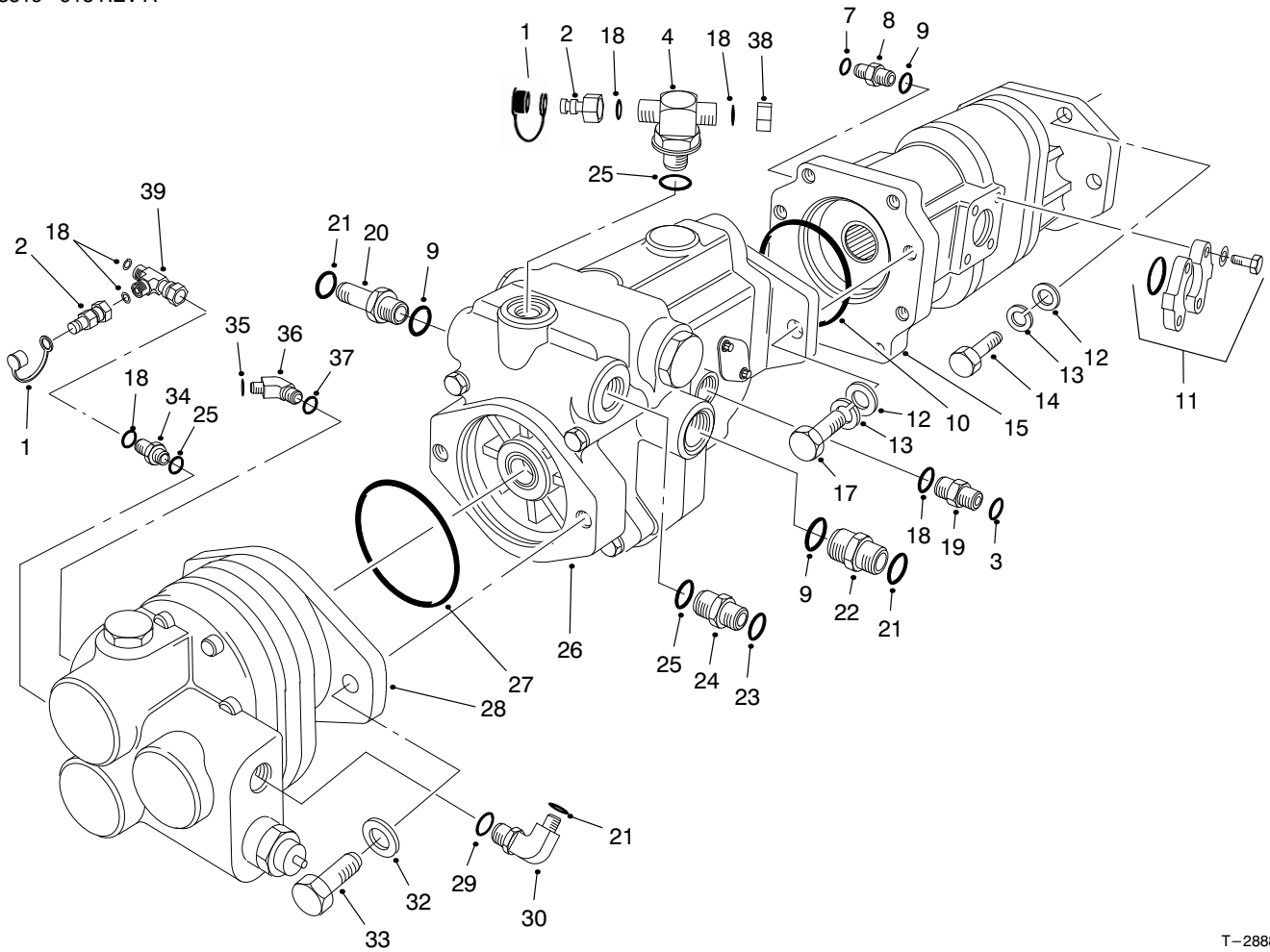
Ref. No.	Part No.	Description	No. Used
3	98-7610	Bolt	3



T-2893-1

## EXHAUST MANIFOLD

Ref. No.	Part No.	Description	No. Used	Ref. No.	Part No.	Description	No. Used
1	98-7802	Gasket - Exhaust Manifold	1	4	98-7870	Stud	8
2	98-7815	Manifold - Exhaust	1	5	98-7803	Gasket - Exhaust Manifold	1
3	98-7871	Nut	8				

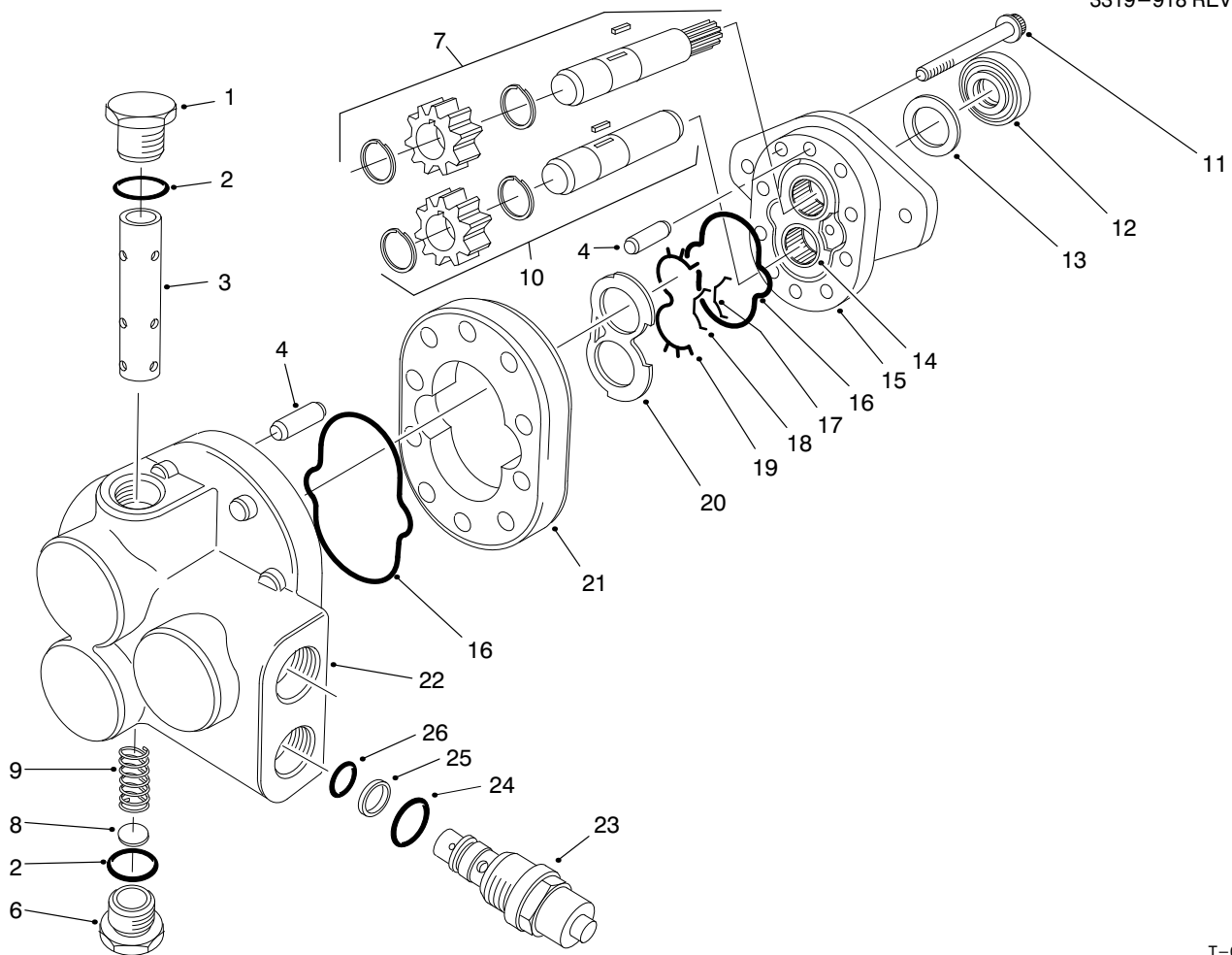


T-2888-1

## HYDRAULIC PUMP COMPONENTS

Ref. No.	Part No.	Description	No. Used
1	353-947	Cap - Dust	2
2	86-5480	Fitting - Diagnostic	2
3	237-42	O-Ring	1
4	92-4799	Fitting - Hydraulic Tee (Incl. Ref. #18 & 25)	1
7	237-65	O-Ring	1
8	340-8	Fitting (Incl. Ref. #7 & 9)	1
9	237-81	O-Ring	3
10	59-8550	O-Ring	1
11	340-62	Kit - Flange	1
12	3256-26	Washer - Flat	6
13	3253-7	Washer - Lock	6
14	3213-2	Bolt	4
15	86-6000	Asm - Gear Pump (Incl. Ref. #10)	1
17	325-5	Bolt	2
18	237-22	O-Ring	6
19	340-2	Fitting (Incl. Ref. #3 & 18)	1
20	92-6058	Fitting - Long (Incl. Ref. #9 & 21)	1
21	237-58	O-Ring	3

Ref. No.	Part No.	Description	No. Used
22	340-9	Fitting (Incl. Ref. #9 & 21)	1
23	237-30	O-Ring	1
24	340-4	Fitting (Incl. Ref. #23 & 25)	1
25	237-79	O-Ring	3
26	58-5660	Pump - Piston	1
27	60-3520	O-Ring	1
28	58-5650	Pump - Gear	1
29	237-146	O-Ring	1
30	340-15	Fitting 90° (Incl. Ref. #21 & 29)	1
32	60-3540	Washer	2
33	60-3530	Bolt	2
34	340-3	Fitting (Incl. Ref. #18 & 25)	1
35	237-30	O-Ring	1
36	340-89	Fitting 45° (Incl. Ref. #35 & 37)	1
37	237-80	O-Ring	1
38	340-117	Cap - Fitting	2
39	340-115	Fitting - Hydraulic, Tee (Incl. Ref. #18)	1



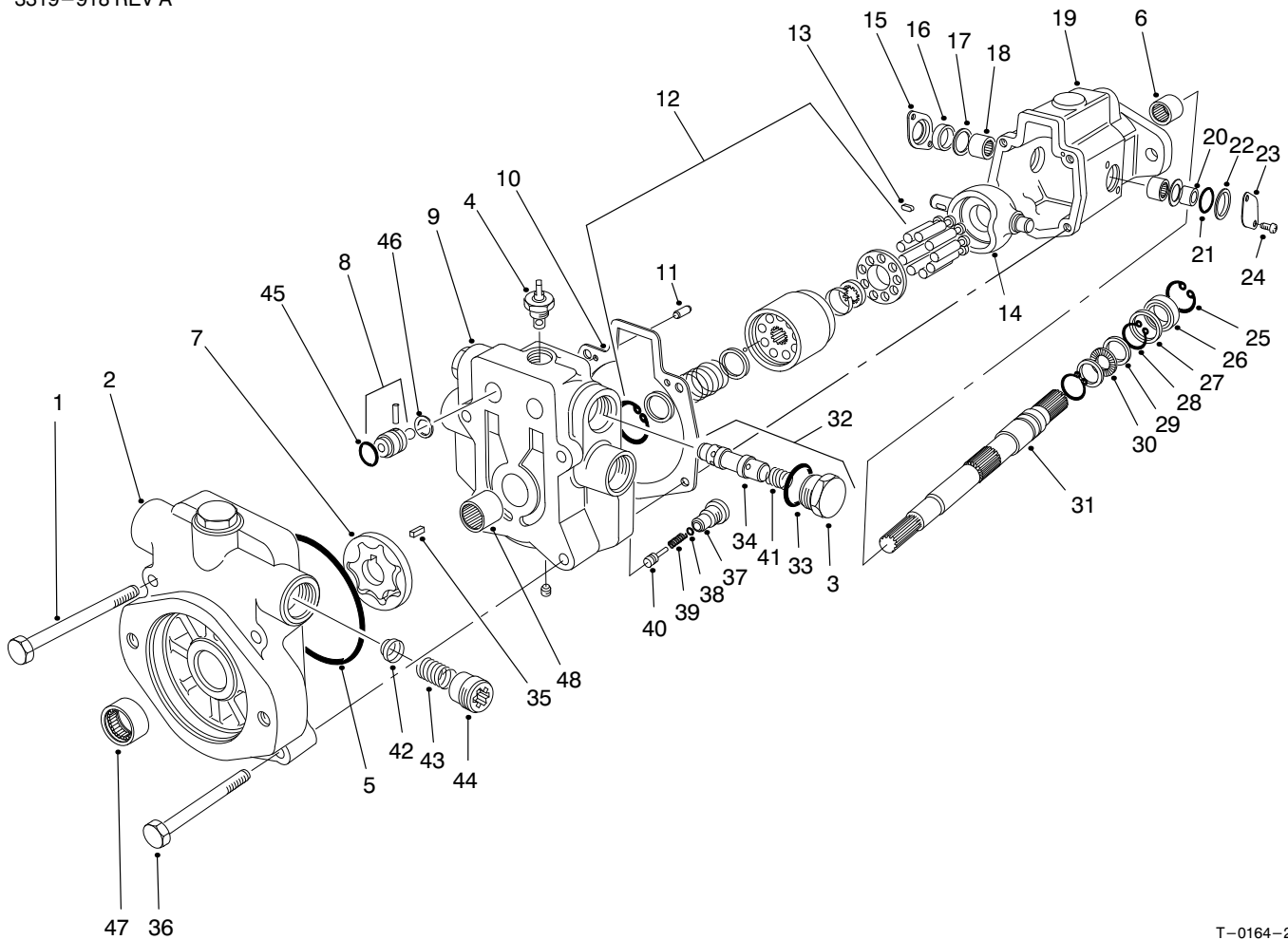
T-0163-2

## GEAR PUMP ASSEMBLY NO. 58-5650

Ref. No.	Part No.	Description	No. Used	Ref. No.	Part No.	Description	No. Used
1	60-5860	Plug (Incl. Ref. #2)	1	18	49-2700	Seal - Bearing	1
2	60-5720	O-Ring	2	19	49-2690	Gasket - Backup	1
†3		Spool	1	20	49-2670	Plate - Wear	1
4	60-5760	Pin - Dowel	4	21	60-5740	Asm - Body (Incl. Ref. #4)	1
6	60-5710	Plug (Incl. Ref. #2)	1	†22		Asm - Back Plate	1
7	60-5780	Asm - Drive Gear (Incl. Ref. #5-8)	1	23	92-9253	Asm - Relief Valve (Incl. Ref. #24-26)	1
8	60-5730	Disc	A/R	24	92-9255	O-Ring	1
9	60-5820	Spring	1	25	92-9256	Washer - Back Up	1
10	60-5770	Asm - Idler Gear	1	26	92-9254	O-Ring	1
11	42-3140	Screw - HH	8	*	60-5910	Kit - Repair, Back Plate (Incl. Ref. #1-3, 6, 8, 9, & 22-26)	1
12	49-2640	Seal - Shaft	1	*	60-5900	Kit - Seal Repair (Incl. Ref. #2, 12, 13, 16-20)	1
13	60-5890	Washer	1	*	92-9257	Kit - Seal Repair (Incl. Ref. #24-26)	1
14		Bushing	2				
15	49-2660	Asm - Front Plate (Incl. Ref. #14)	1				
16	56-6710	O-Ring	2				
17	49-2680	O-Ring - Molded	1				

\* Not Illustrated

† Not Serviceable Separately



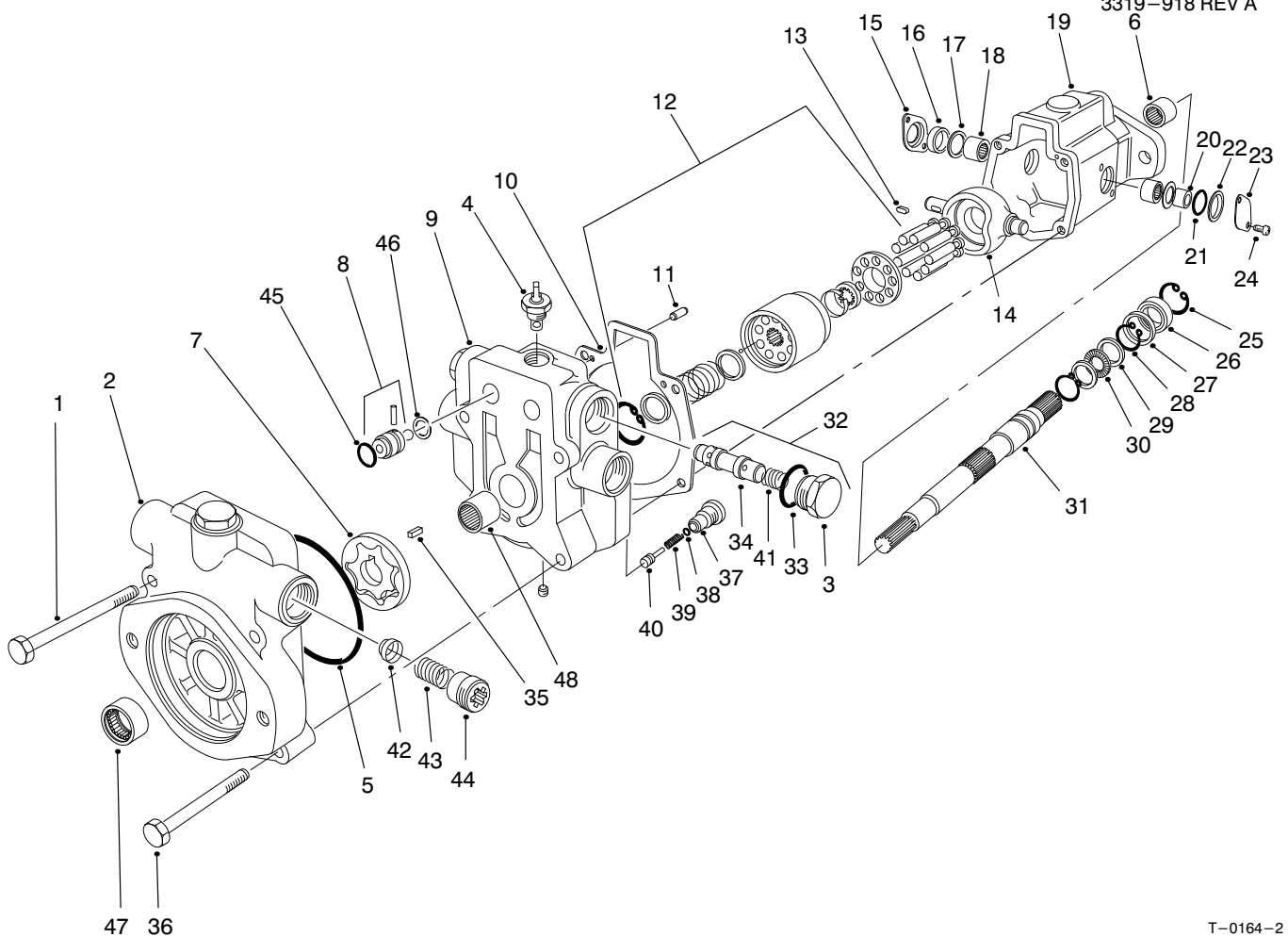
T-0164-2

## PISTON PUMP ASSEMBLY NO. 58-5660

Ref. No.	Part No.	Description	No. Used
1	60-6230	Screw - HH	2
2	60-6200	Asm - Charge Pump Adapter (Incl. Ref. #42-44 & 47)	1
3	70-1240	Asm - Plug (Incl. Ref. #33)	2
4	39-2080	Asm - Tow Valve	1
5	60-6180	O - Ring	1
6	63-4390	Bearing - Needle	1
7	60-6350	Asm - Gerotor Gear	1
8	33-4970	Asm - Check Valve (Incl. Ref. #45 & 46)	2
9	60-6040	Asm - Back Plate (Incl. Ref. #4, 37-40 & 48)	1
10	60-6130	Gasket - Housing	1
11	95-6050	Pin - Dowel	2
12	60-6030	Asm - Rotating Kit	1
13	60-6310	Key	1
14	60-6020	Camplate	1
15	60-6120	Cover - Seal	1
16	42-2720	Seal - Shaft	1
17	60-6250	Washer	2
18	60-6110	Bearing - Needle	2
19	60-6000	Asm - Housing (Incl. Ref. #6)	1
20	60-5990	Race - Inner	1

Ref. No.	Part No.	Description	No. Used
21	60-6190	O - Ring	1
22	60-6210	Cover - O - Ring	1
23	60-6010	Cover - Trunnion	1
24	60-6330	Screw	4
25	60-6260	Ring - Retaining	1
26	60-6300	Seal - Shaft	1
27	60-6240	Washer	1
28	60-6270	Ring - Retaining	2
29	60-6160	Race - Thrust	2
30	60-6170	Bearing - Needle, Thrust	1
31	60-6140	Shaft - Drive	1
32	68-6460	Kit - Relief Valve (Incl. Ref. #3, 34 & 41)	2
33	60-5980	O - Ring	2
34	60-6320	Asm - Relief Valve	2
35	60-6320	Key	1
36	60-6220	Screw - HH	2
37	60-6060	Cartridge	1
38	60-6080	O - Ring	1
39	60-6090	Spring	1
40	60-6070	Poppet	1
41		Spring	1
42	33-4990	Poppet	1
43	39-2140	Spring	2
44	39-2130	Retainer - Spring	1

\* Not Illustrated



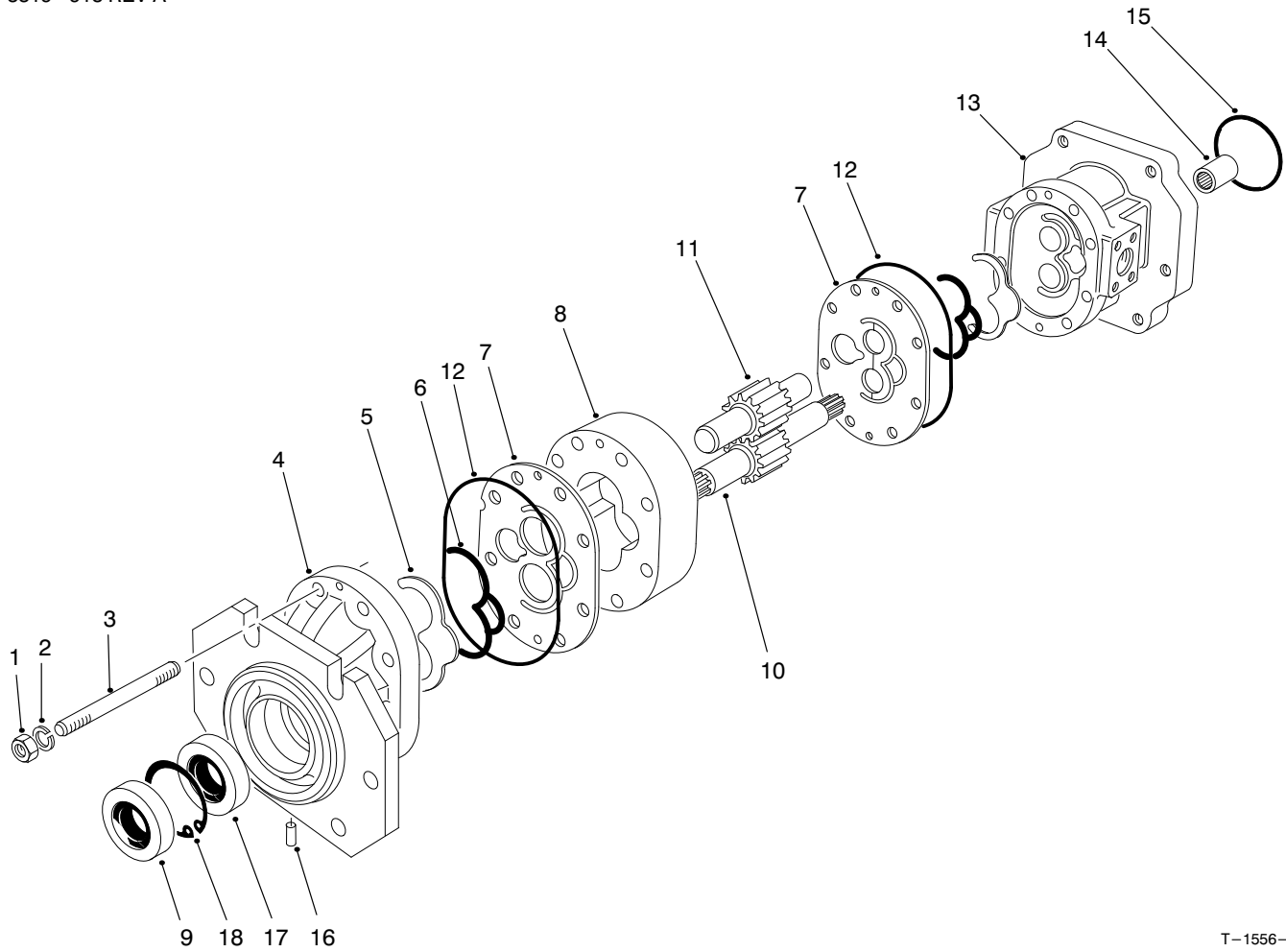
T-0164-2

## PISTON PUMP ASSEMBLY NO. 58-5660 (Continued)

Ref. No.	Part No.	Description	No. Used
45	237-114	O-Ring	2
46	60-5950	Washer - Backup	2
47	60-6150	Bearing	1
48	60-6050	Bearing	1
*	60-6400	Kit - Seal (Incl. Ref. #5, 10, 16, 21, 26, 28, 29, 33, 38, 45 & 46)	1

Ref. No.	Part No.	Description	No. Used
*	60-6360	Kit - Charge Relief Spring	1
*	60-6340	Kit - Bleed-Off Valve (Incl. Ref. #37-40)	1

\* Not Illustrated



T-1556-2

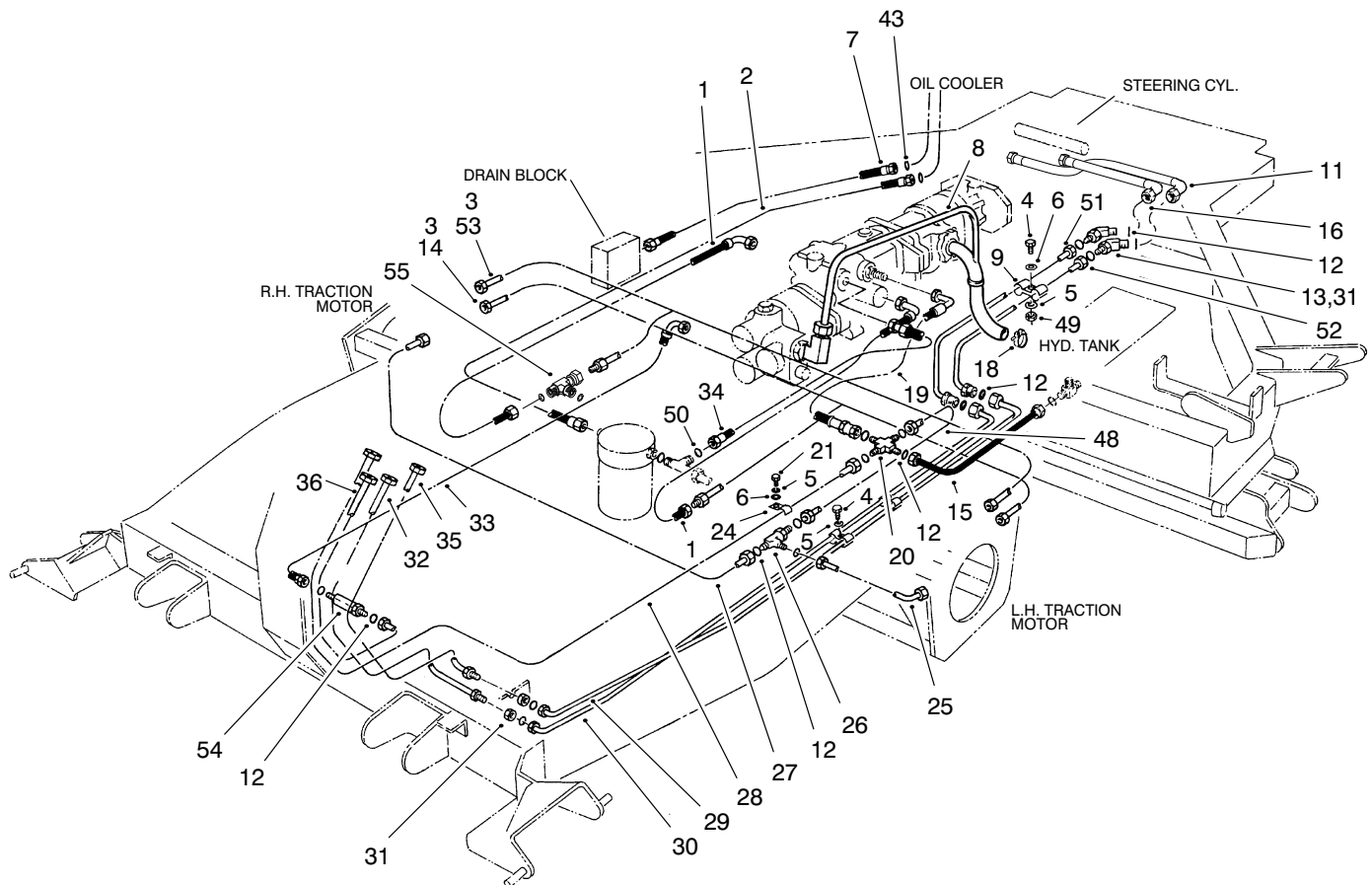
## PUMP ASSEMBLY NO. 86-6000

Ref. No.	Part No.	Description	No. Used
1	59-7580	Nut	8
2	59-7590	Washer - Lock	8
3	59-7970	Stud	8
4	86-6010	Cover - Front	1
5	59-7990	Seal - Gland	2
6	59-8470	Retainer - Seal	2
7	86-6070	Plate - Wear	2
8	86-6020	Center S/A Section	1
9	59-8590	Seal - Shaft	1
10	59-8500	Drive Gear - Spline	1

Ref. No.	Part No.	Description	No. Used
11	59-8600	Driven Gear	1
12	86-6080	O-Ring Seal	2
13	86-6030	Port Section - Rear	1
14	59-8540	Coupling	1
15	86-6040	O-Ring	1
16	86-6050	Plug	1
17	59-8570	Seal - Shaft	1
18	59-8580	Ring - Retaining	1
*	86-6450	Kit - Seal (Incl. Ref. #5, 6, 9 & 17)	1

\* Not Illustrated



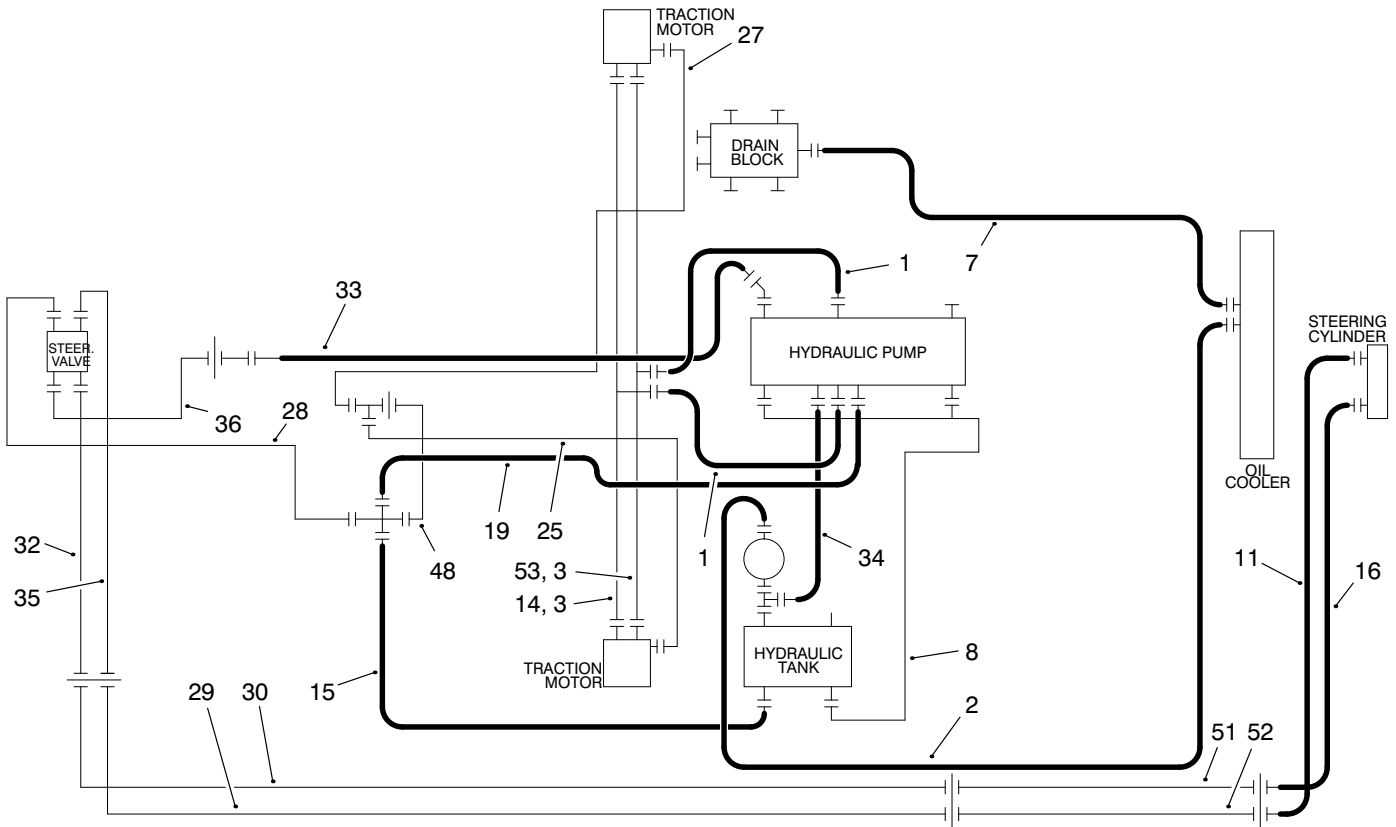


T-2849-1

## HYDRAULIC CIRCUIT – TRACTION & STEERING

Ref. No.	Part No.	Description	No. Used	Ref. No.	Part No.	Description	No. Used
1	58-5860	Asm-Hose	2	25	58-4790	Asm-Tube	1
2	75-8200	Asm-Hose	1	26	340-68	Fitting - Hydraulic Tee (Incl. Ref. #12)	1
3	92-9202	Tube Assembly (Model No. 03706 Only)	2	27	58-4860	Asm-Tube	1
4	48-7640	Screw - HH	4	28	74-2820	Asm-Tube	1
5	43-5930	Washer - Lock	5	29	98-3843	Kit - Tube (Incl. Ref. #12 & 52)	1
6	48-8010	Washer	3	30	98-1262	Kit - Tube (Incl. Ref. #12 & 51)	1
7	75-8210	Asm-Hose	1	31	340-70	Nut - Bulkhead	4
8	60-1900	Asm-Tube	1	32	74-2780	Asm-Tube	1
9	58-3880	Clamp	4	33	58-5720	Asm-Hose	1
11	98-7415	Asm-Hose	1	34	58-5870	Asm-Hose	1
12	237-22	O-Ring	20	35	74-2810	Asm-Tube	1
13	340-69	Fitting - Hydraulic Bulkhead (Incl. Ref. #12 & 31)	2	36	74-2790	Asm-Tube	1
14	92-4726	Tube Assembly (Model No. 03707 Only)	1	43	340-65	O-Ring	1
15	92-5694	Asm-Hose	1	48	58-4710	Asm-Tube	1
16	98-7414	Asm-Hose (Model No. 03706 Only)	1	49	48-7890	Nut - Hex	2
16	98-7416	Asm-Hose (Model No. 03707 Only)	1	50	237-30	O-Ring	1
18	2412-92	Clamp	2	†51		Asm-Tube	1
19	60-1250	Asm-Hose	1	†52		Asm-Tube	1
20	340-23	Fitting - Hydraulic Cross (Incl. Ref. #12)	1	53	92-5677	Tube Assembly (Model No. 03707 Only)	1
21	42-9230	Screw - HH	1	54	340-71	Fitting - Hydraulic (Incl. Ref. #12)	1
24	60-1360	Clamp	1	55	92-4748	Fitting - Hydraulic, Tee (Model No. 03707 Only)	1

† Not Serviceable Separately



T-2850-1

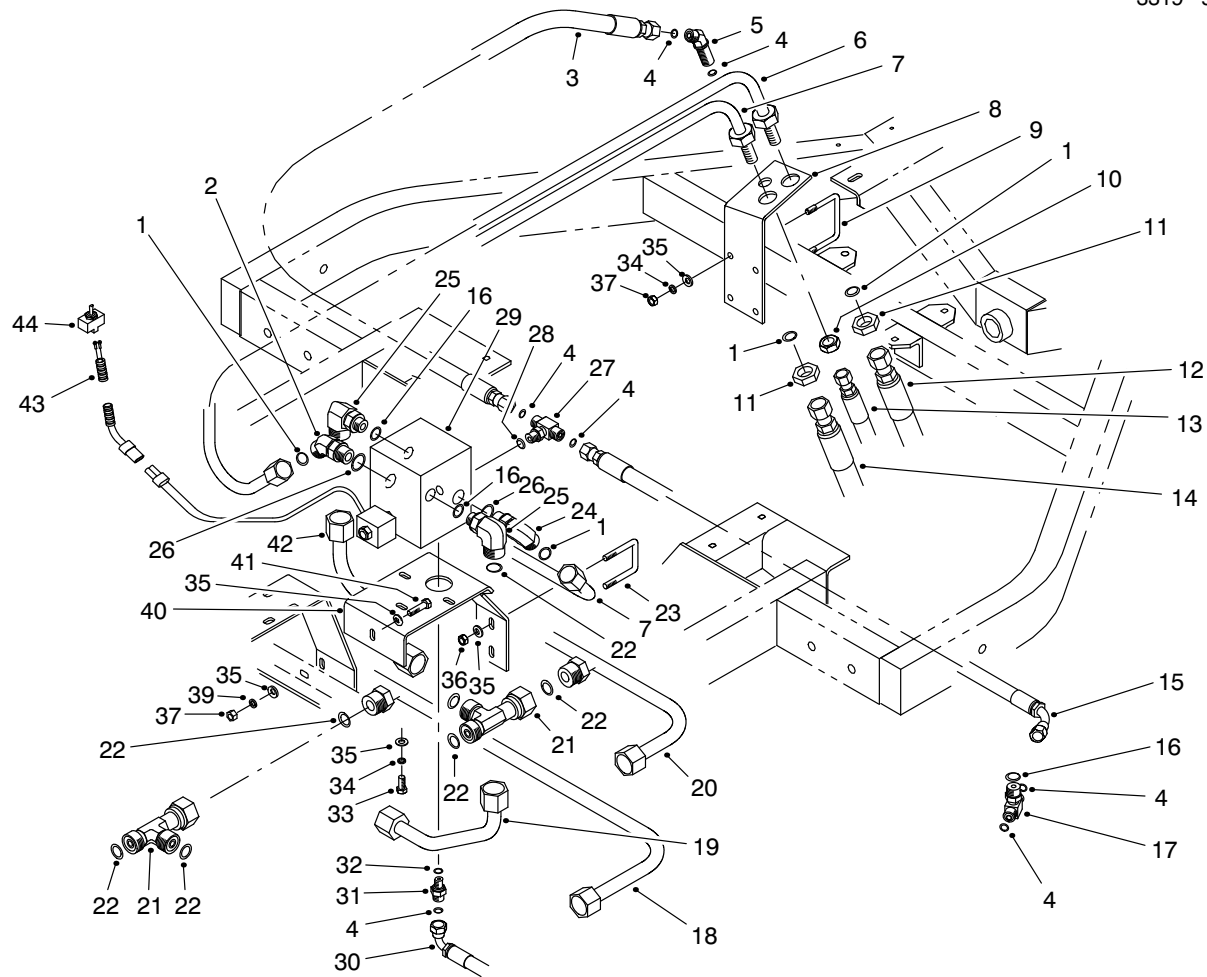
## HYDRAULIC SCHEMATIC – TRACTION & STEERING

Ref. No.	Part No.	Description	No. Used
1	58-5860	Asm-Hose	2
2	75-8200	Asm-Hose	1
3	92-9202	Asm-Tube (Model No. 03706 Only)	2
7	75-8210	Asm-Hose	1
8	60-1900	Asm-Tube	1
11	98-7415	Asm-Hose	1
14	92-4726	Asm-Tube (Model No. 03707 Only)	1
15	92-5694	Asm-Hose	1
16	98-7414	Asm-Hose (Model No. 03706 Only)	1
16	98-7416	Asm-Hose (Model No. 03707 Only)	1
19	60-1250	Asm-Hose	1
25	58-4790	Asm-Tube	1

Ref. No.	Part No.	Description	No. Used
27	58-4860	Asm-Tube	1
28	74-2820	Asm-Tube	1
29	98-3843	Kit - Tube (Incl. Ref. #52)	1
30	98-1262	Kit - Tube (Incl. Ref. #51)	1
32	74-2780	Asm-Tube	1
33	58-5720	Asm-Hose	1
34	58-5870	Asm-Hose	1
35	74-2810	Asm-Tube	1
36	74-2790	Asm-Tube	1
48	58-4710	Asm-Tube	1
†51		Asm-Tube	1
†52		Asm-Tube	1
53	92-5677	Asm-Tube (Model No. 03707 Only)	1

\* Not Illustrated

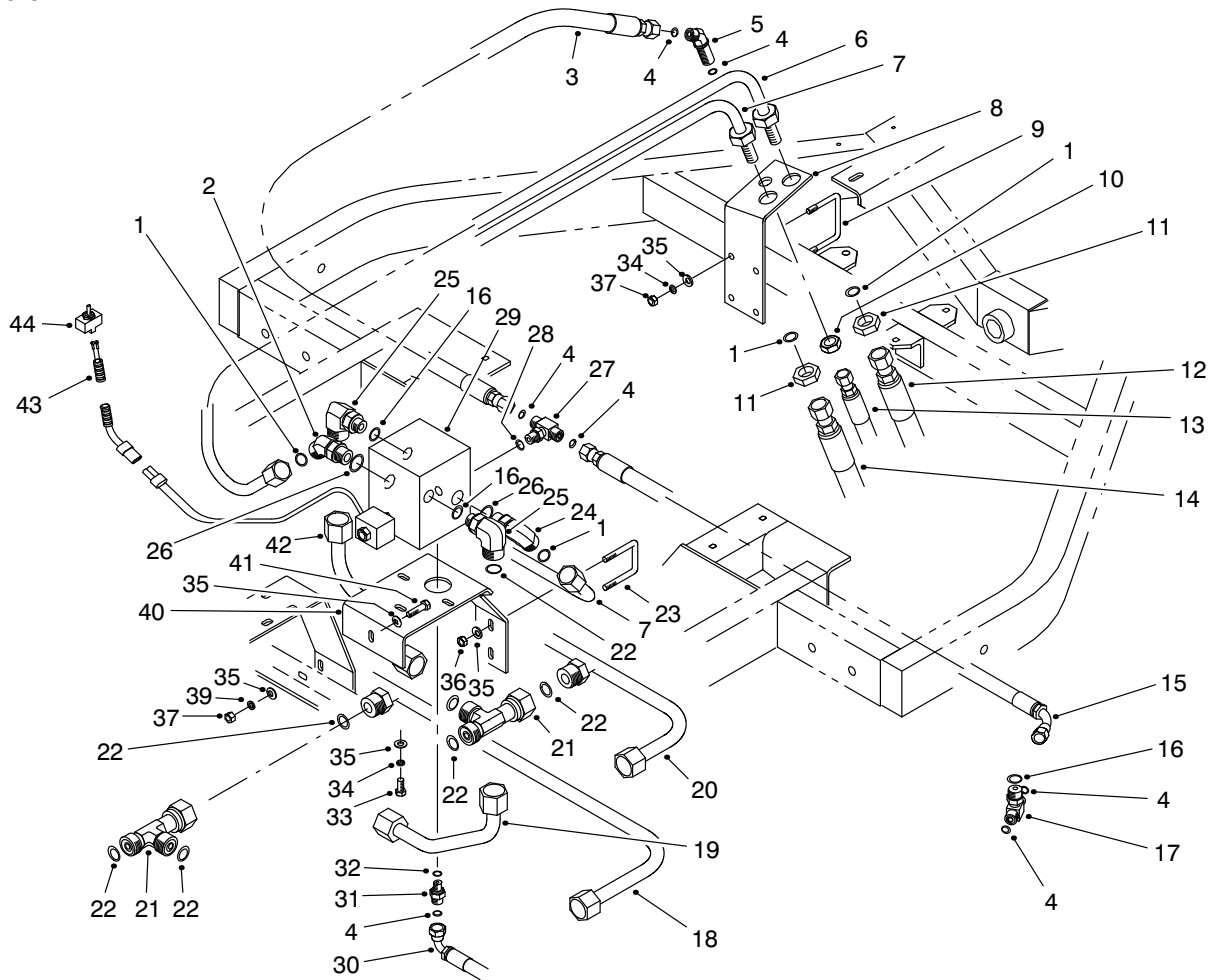
† Not Serviceable Separately



T-1697

## HYDRAULIC CIRCUIT – REAR WHEEL DRIVE (MODEL NO. 03707 ONLY)

Ref. No.	Part No.	Description	No. Used	Ref. No.	Part No.	Description	No. Used
1	237-65	Seal – O-Ring	4	20	92-5677	Tube Assembly (Incl. Ref. #22)	1
2	340-14	Fitting – Hydraulic 45° (Incl. Ref. #1 & 26)	1	21	92-4748	Fitting – Hydraulic Tee (Incl. Ref. #22)	2
3	92-5691	Hose – Hydraulic	1	22	237-58	Seal – O-Ring	8
4	237-22	Seal – O-Ring	7	23	66-5560	Bolt – U	1
5	340-69	Fitting – Hydraulic Bulkhead (Incl. Ref. #4)	1	24	340-17	Fitting – Hydraulic 90° (Incl. Ref. #1 & 26)	1
6	92-5689	Tube Assembly (Incl. Ref. #1)	1	25	92-5696	Fitting – Hydraulic 90° (Incl. Ref. #16 & 22)	2
7	92-5690	Tube Assembly (Incl. Ref. #1)	1	26	237-80	Seal – O-Ring	2
8	92-5693	Bracket – Bulkhead	1	27	340-94	Fitting – Hydraulic Tee (Incl. Ref. #4 & 28)	1
9	92-5692	Bolt – U	2	28	237-42	Seal – O-Ring	1
10	340-70	Nut – Bulkhead	1	29	92-2982	Control Block Assembly	1
11	340-74	Nut – Bulkhead	2	30	92-5687	Hose – Hydraulic	1
12	92-5698	Hose – Hydraulic	1	31	340-88	Fitting – Hydraulic Straight (Incl. Ref. #4 & 32)	1
13	92-5688	Hose – Hydraulic	1	32	237-78	Seal – O-Ring	1
14	92-5686	Hose – Hydraulic	1	33	322-3	Screw – Cap Hex. Hd.	3
15	92-4725	Hose – Hydraulic	1	34	3253-4	Washer – Lock	7
16	237-79	Seal – O-Ring	3	35	3256-23	Washer – Flat	11
17	92-4799	Fitting – Hydraulic Tee (Incl. Ref. #4 & 16)	1	36	3296-29	Nut – Lock	2
18	92-4726	Tube Assembly (Incl. Ref. #22)	1	37	3217-6	Nut – Hex.	5
19	92-4728	Tube – Hydraulic	1	39	48-9570	Washer – Lock	1



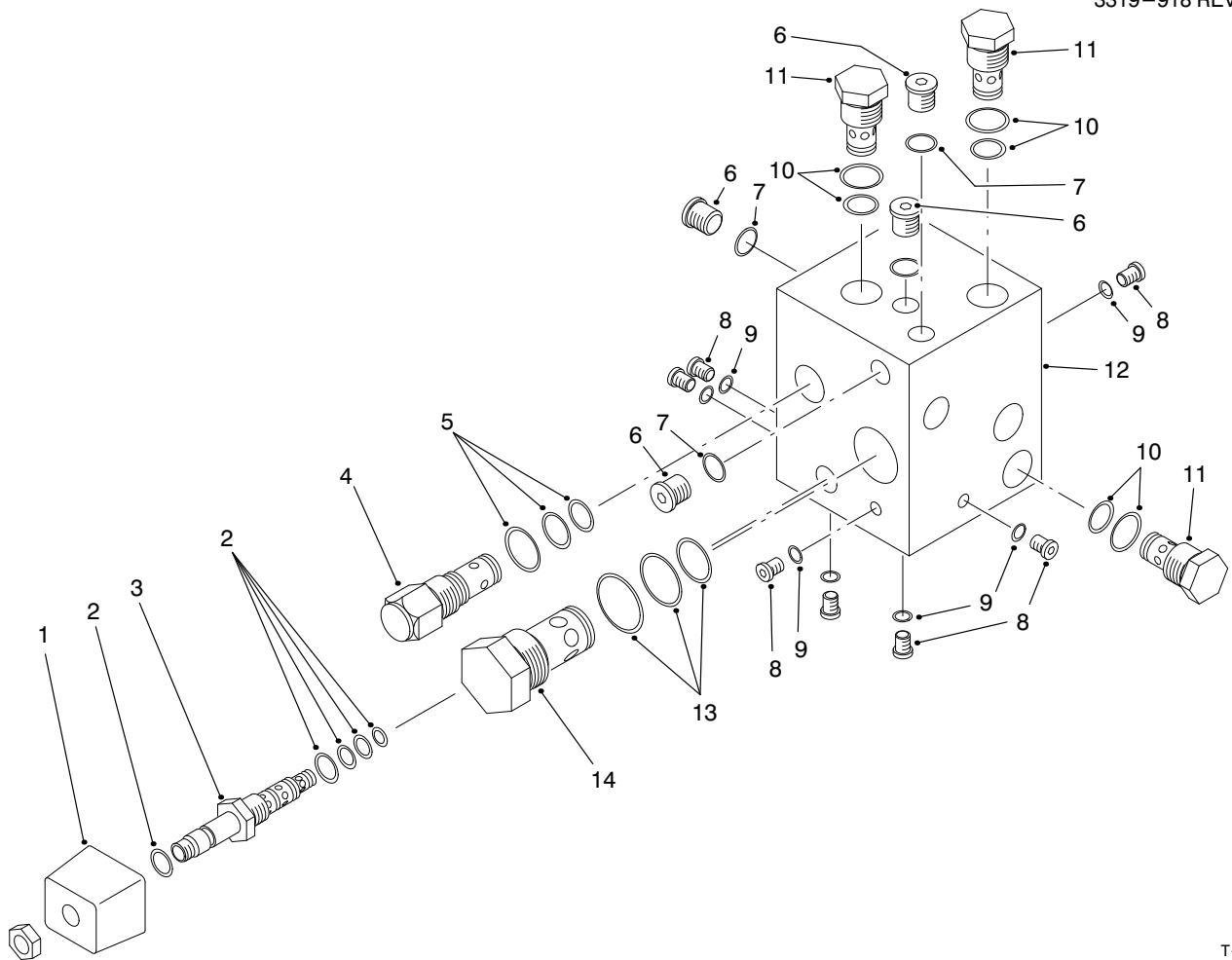
T-1697

## HYDRAULIC CIRCUIT – REAR WHEEL DRIVE (Continued)

Ref. No.	Part No.	Description	No. Used
40	86-6460	Bracket – Control Block	1
41	322-6	Screw – Cap Hex. Hd.	1
42	92-4727	Tube – Hydraulic	1
43	92-5669	Harness – Switch	1

Ref. No.	Part No.	Description	No. Used
44	69-9740	Switch	1
*	3290-378	Tie – Cable	1

\* Not Illustrated

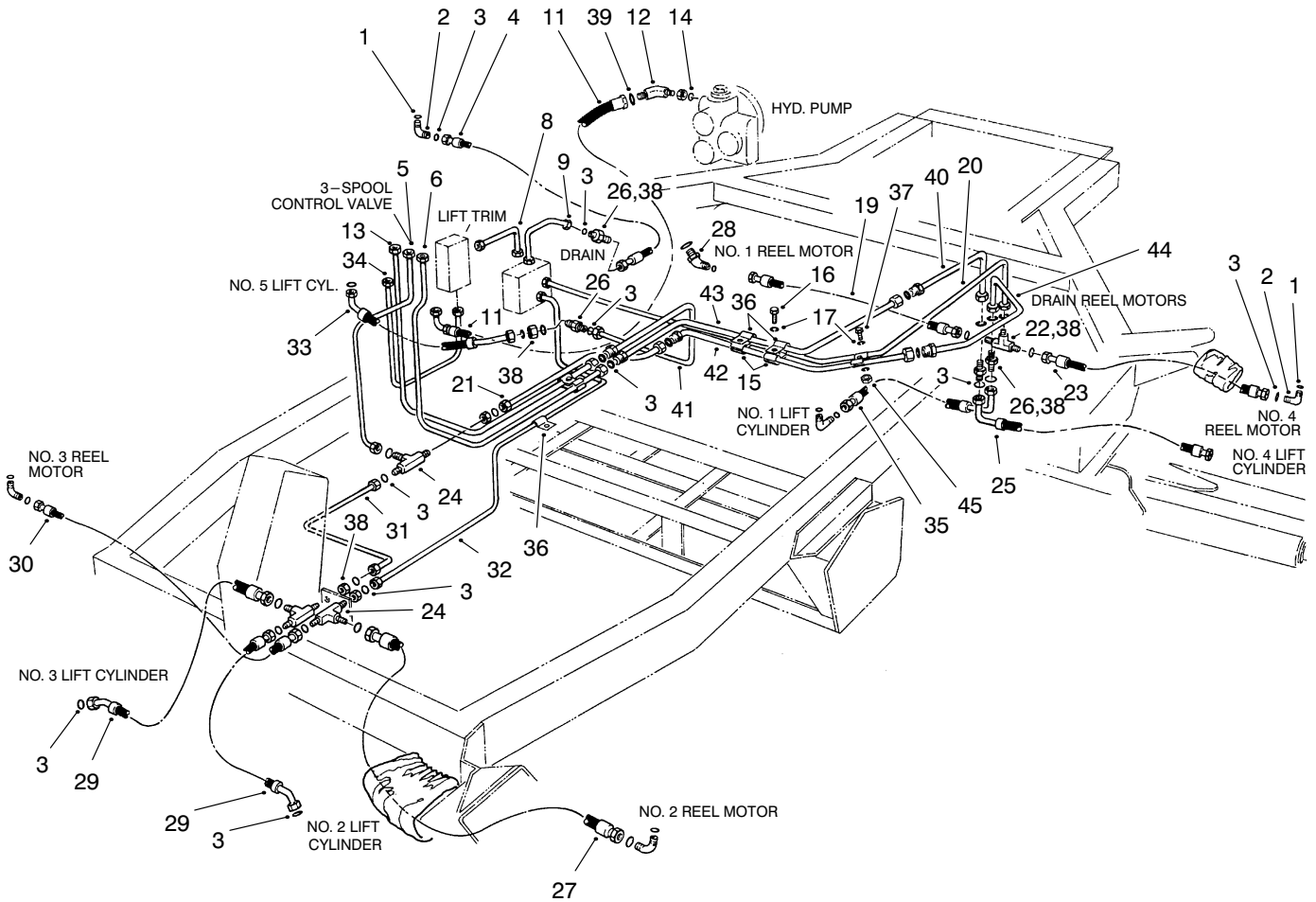


T-1912

## HYDRAULIC MANIFOLD ASSEMBLY NO. 92-2982

Ref. No.	Part No.	Description	No. Used
1	92-3048	Coil Assembly	1
2	93-1408	Kit - Seal, Solenoid S1	1
3	93-1407	Cartridge - Solenoid S1	1
4	93-1406	Cartridge - Logic, LC1	1
5	69-4240	Kit - Seal, Logic LC1	1
6	353-989	Plug Assembly (Incl. Ref. #7)	4
7	237-42	Seal - O-Ring	4
8	353-991	Plug Assembly (Incl. Ref. #9)	8

Ref. No.	Part No.	Description	No. Used
9	237-156	Seal - O-Ring	8
10	75-2080	Kit - Seal, Check	3
11	93-1405	Cartridge - Check Valve, C1, C2 & C3	3
12		Block - Manifold	1
13	69-4270	Kit - Seal, Logic LC2	1
14	93-1409	Cartridge - Logic, LC2	1



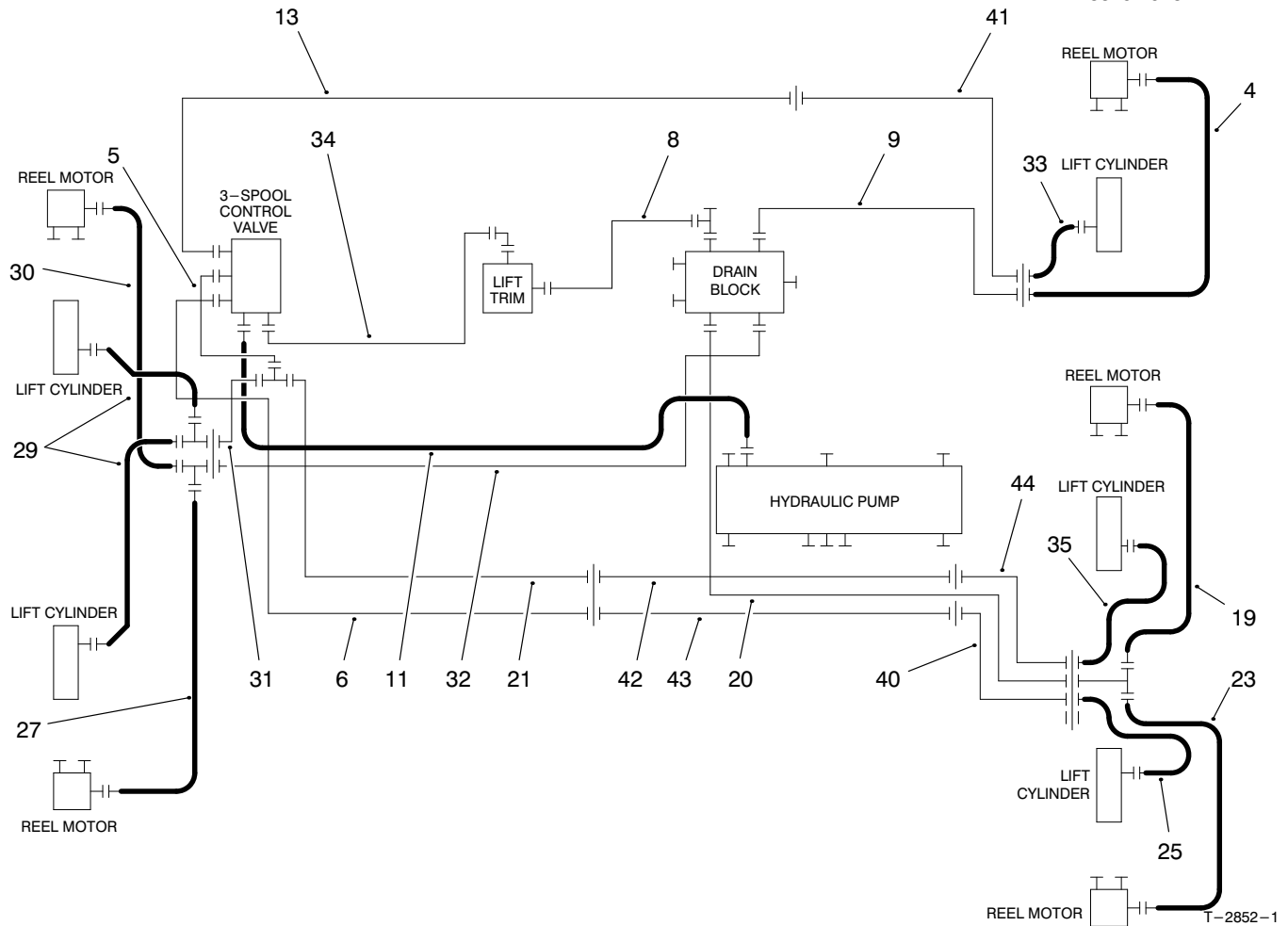
T-2851-2

## HYDRAULIC CIRCUIT – LIFT ARMS

Ref. No.	Part No.	Description	No. Used
1	237-42	O-Ring	7
2	340-77	Fitting – Hydraulic 90° (Incl. Ref. #1 & 3)	4
3	237-22	O-Ring	31
4	98-7413	Asm-Hose	1
5	58-4750	Asm-Tube	1
6	93-1410	Kit – Tube (Incl. Ref. #3, 40 & 43)	1
8	63-4680	Asm-Tube	1
9	58-4780	Asm-Tube	1
11	58-5710	Asm-Hose	1
12	340-89	Fitting – Hydraulic 45° (Incl. Ref. #14 & 39)	1
13	68-6370	Kit – Tube (Incl. Ref. #3 & 41)	1
14	237-80	O-Ring	1
15	58-3880	Clamp – Tube	5
16	60-6650	Screw – HH	2
17	43-5930	Washer – Lock	6
19	98-7408	Asm-Hose	1
20	58-4850	Asm-Tube	1
21	68-6270	Kit – Tube (Incl. Ref. #3, 42 & 44)	1
22	60-2180	Fitting – Tee	1
23	98-7406	Asm-Hose	1

Ref. No.	Part No.	Description	No. Used
24	340-68	Fitting – Hydraulic Tee (Incl. Ref. #3)	3
25	98-7411	Asm-Hose	1
26	340-71	Fitting – Hydraulic Straight (Incl. Ref. #3)	4
27	98-7410	Asm-Hose	1
28	340-87	Fitting – Hydraulic 45° (Incl. Ref. #1 & 3)	1
29	98-7409	Asm-Hose	2
30	98-7407	Asm-Hose	1
31	58-4760	Asm-Tube	1
32	58-4880	Asm-Tube	1
33	98-7412	Asm-Hose	1
34	58-4870	Asm-Tube	1
35	98-7405	Asm-Hose	1
36	60-1360	Clamp – Tube	3
37	48-7640	Screw – HH	5
38	340-70	Nut – Bulkhead	8
39	237-30	O-Ring	1
†40		Asm-Tube	1
†41		Asm-Tube	1
†42		Asm-Tube	1
†43		Asm-Tube	1
†44		Asm-Tube	1
45	48-7890	Nut	3

† Not Serviceable Separately

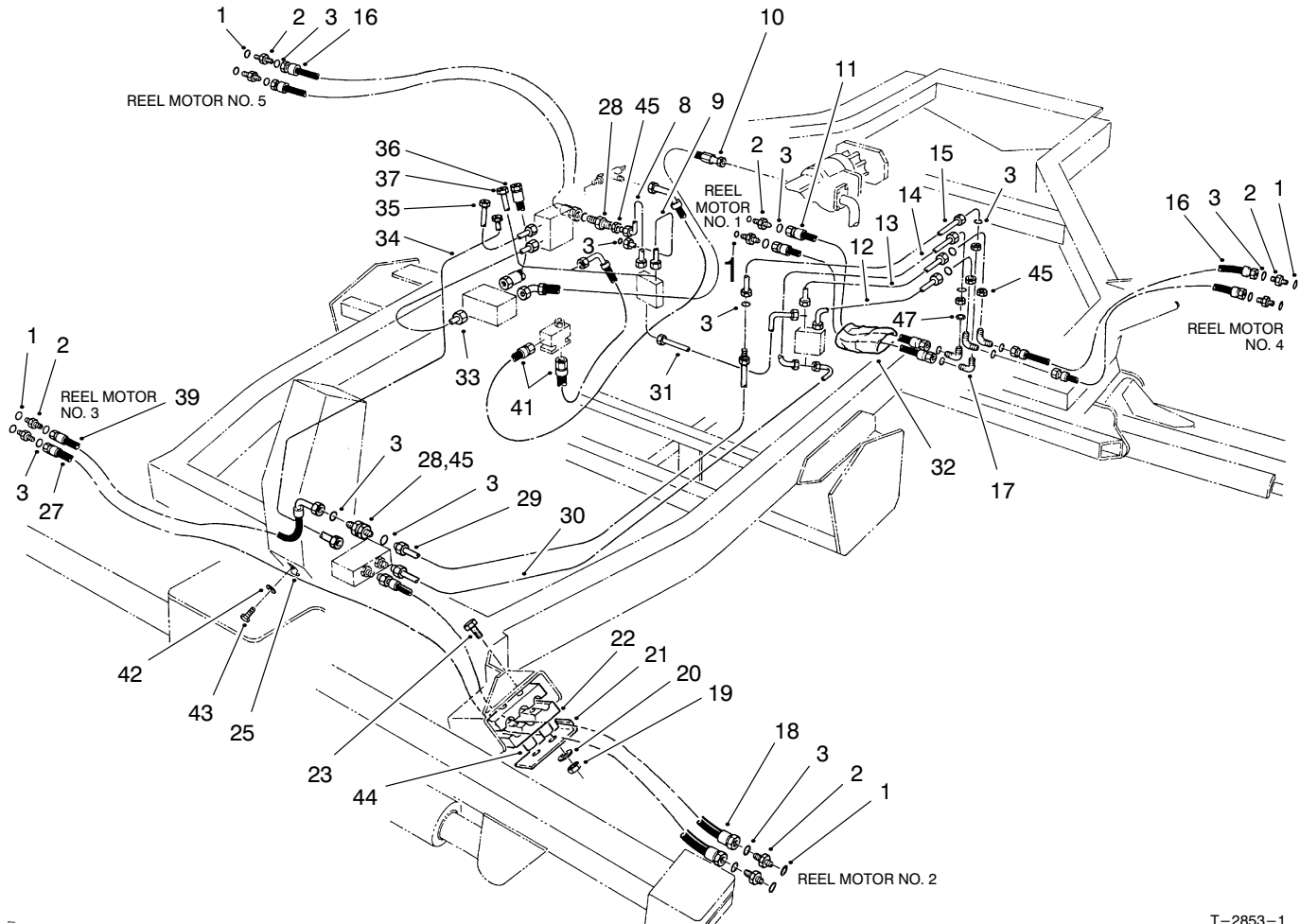


## HYDRAULIC SCHEMATIC – LIFT ARMS

Ref. No.	Part No.	Description	No. Used
4	98-7413	Asm-Hose	1
5	58-4750	Asm-Tube	1
6	93-1410	Kit - Tube (Incl. Ref. #40 & 43)	1
8	63-4680	Asm-Tube	1
9	58-4780	Asm-Tube	1
11	58-5710	Asm-Hose	1
13	68-6370	Kit - Tube (Incl. Ref. #41)	1
19	98-7408	Asm-Hose	1
20	58-4850	Asm-Tube	1
21	68-6270	Kit - Tube (Incl. Ref. #42 & 44)	1
23	98-7406	Asm-Hose	1

Ref. No.	Part No.	Description	No. Used
25	98-7411	Asm-Hose	1
27	98-7410	Asm-Hose	1
29	98-7409	Asm-Hose	2
30	98-7407	Asm-Hose	1
31	58-4760	Asm-Tube	1
32	58-4880	Asm-Tube	1
33	98-7412	Asm-Hose	1
34	58-4870	Asm-Tube	1
35	98-7405	Asm-Hose	1
†40		Asm-Tube	1
†41		Asm-Tube	1
†42		Asm-Tube	1
†43		Asm-Tube	1
†44		Asm-Tube	1

† Not Serviceable Separately



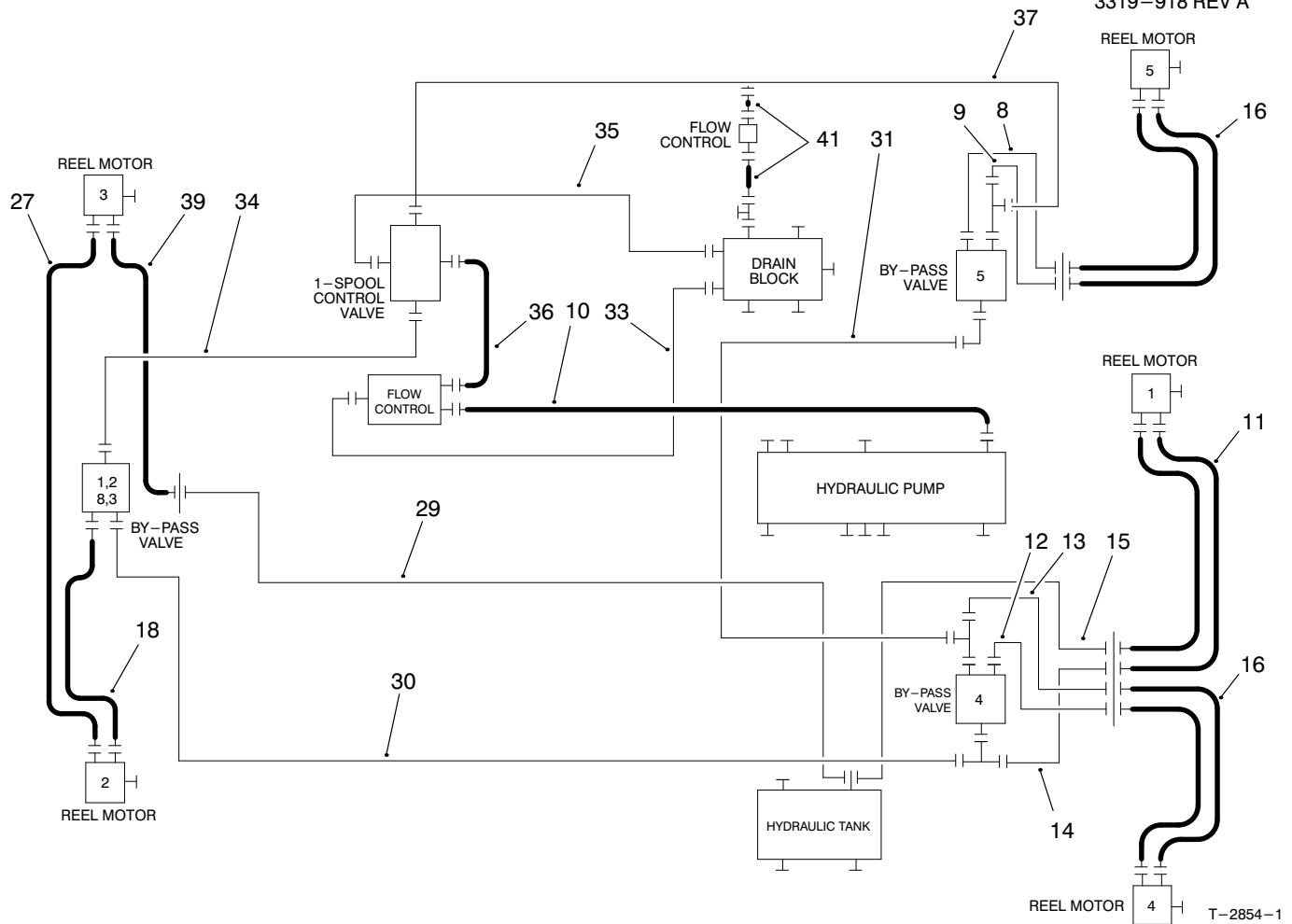
T-2853-1

## HYDRAULIC CIRCUIT – CUTTING UNITS

Ref. No.	Part No.	Description	No. Used
1	237-81	O-Ring	10
2	340-8	Fitting – Hydraulic Straight (Incl. Ref. #1 & 3)	10
3	237-65	O-Ring	26
8	58-4960	Asm-Tube	1
9	58-4970	Asm-Tube	1
10	58-5730	Asm-Hose	1
11	98-7404	Asm-Hose	2
12	58-5060	Asm-Tube	1
13	58-5000	Asm-Tube	1
14	58-5020	Asm-Tube	1
15	58-5040	Asm-Tube	1
16	98-7403	Asm-Hose	4
17	340-72	Fitting – Hydraulic 90° (Incl. Ref. #3)	4
18	98-7400	Asm-Hose	1
19	3296-8	Nut – Lock	4
20	3256-16	Washer – Flat	4
21	74-2750	Retainer	2
22	74-2710	Clamp – Split	4

Ref. No.	Part No.	Description	No. Used
23	321-14	Screw – HH	4
25	60-2080	Clamp – Hose	1
27	98-7401	Asm-Hose	1
28	340-76	Fitting – Adapter	3
29	58-4990	Asm-Tube (Incl. Ref. #3)	1
30	58-5070	Asm-Tube	1
31	58-4950	Asm-Tube	1
33	58-5050	Asm-Tube	1
34	58-5030	Asm-Tube	1
35	58-4980	Asm-Tube	1
36	60-3340	Asm-Hose	1
37	63-4710	Asm-Tube	1
39	98-7402	Asm-Hose	1
41	60-1250	Asm-Hose	2
42	48-9570	Washer – Lock	1
43	48-7680	Screw – HH	1
44	74-2730	Spacer	4
45	340-74	Nut – Bulkhead	8
47	3254-21	Washer – Lock, Int. Tooth	2





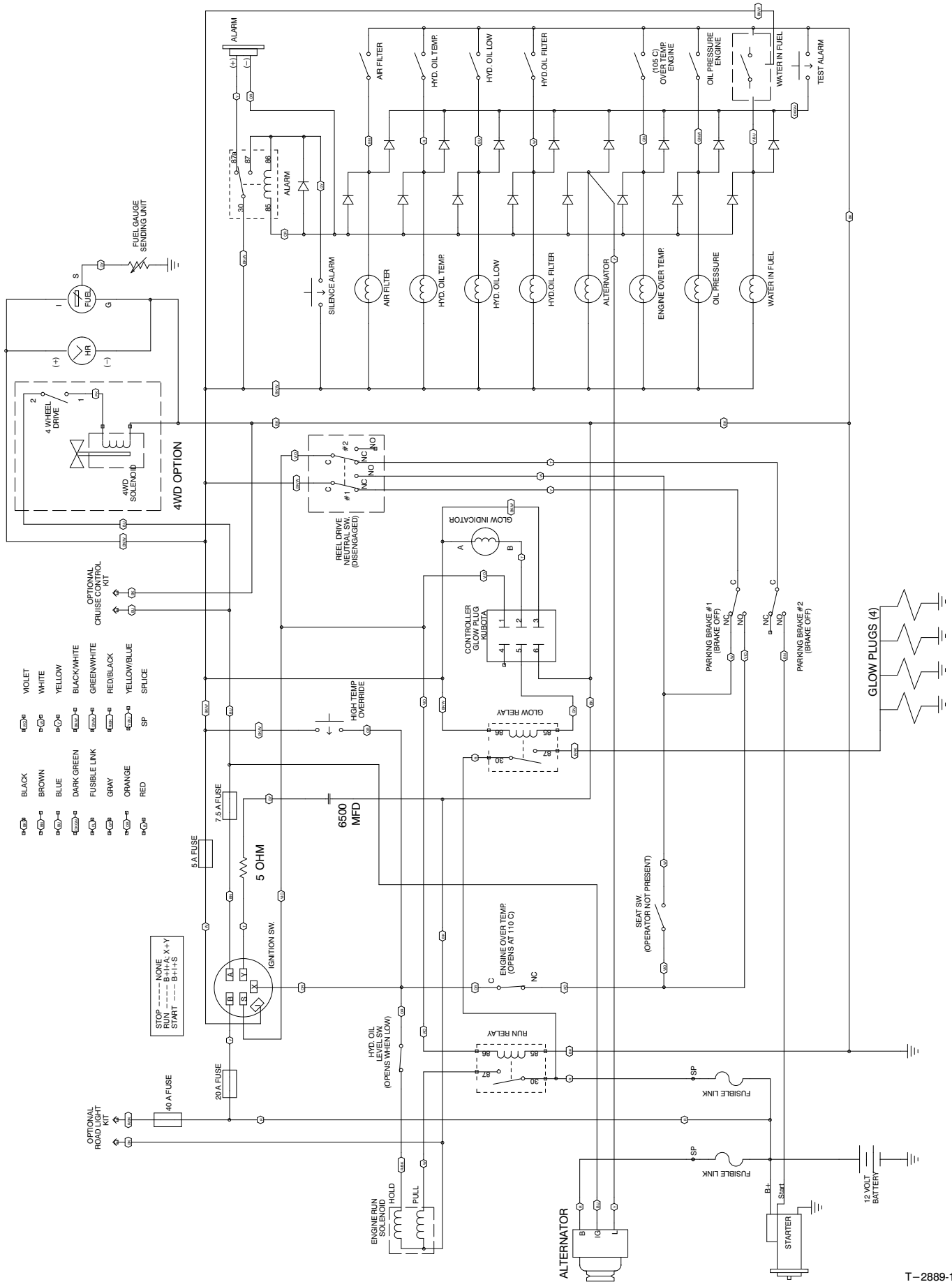
T-2854-1

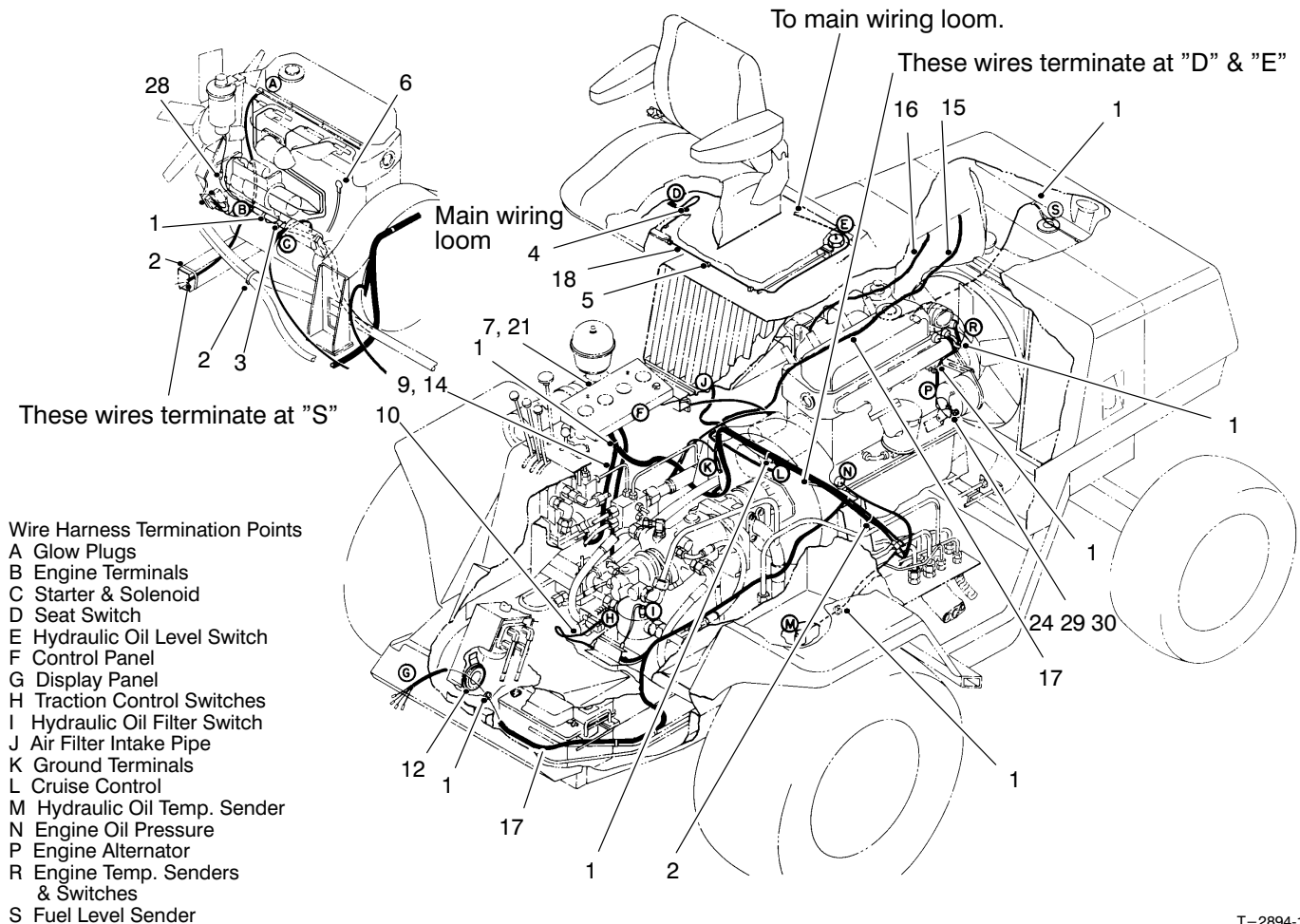
## HYDRAULIC SCHEMATIC – CUTTING UNITS

Ref. No.	Part No.	Description	No. Used
8	58-4960	Asm-Tube	1
9	58-4970	Asm-Tube	1
10	58-5730	Asm-Hose	1
11	98-7404	Asm-Hose	2
12	58-5060	Asm-Tube	1
13	58-5000	Asm-Tube	1
14	58-5020	Asm-Tube	1
15	58-5040	Asm-Tube	1
16	98-7403	Asm-Hose	4
18	98-7400	Asm-Hose	1
27	98-7401	Asm-Hose	1

Ref. No.	Part No.	Description	No. Used
29	58-4990	Asm-Tube	1
30	58-5070	Asm-Tube	1
31	58-4950	Asm-Tube	1
33	58-5050	Asm-Tube	1
34	58-5030	Asm-Tube	1
35	58-4980	Asm-Tube	1
36	60-3340	Asm-Hose	1
37	63-4710	Asm-Tube	1
39	98-7402	Asm-Hose	1
41	60-1250	Asm-Hose	2

# ELECTRICAL SCHEMATIC



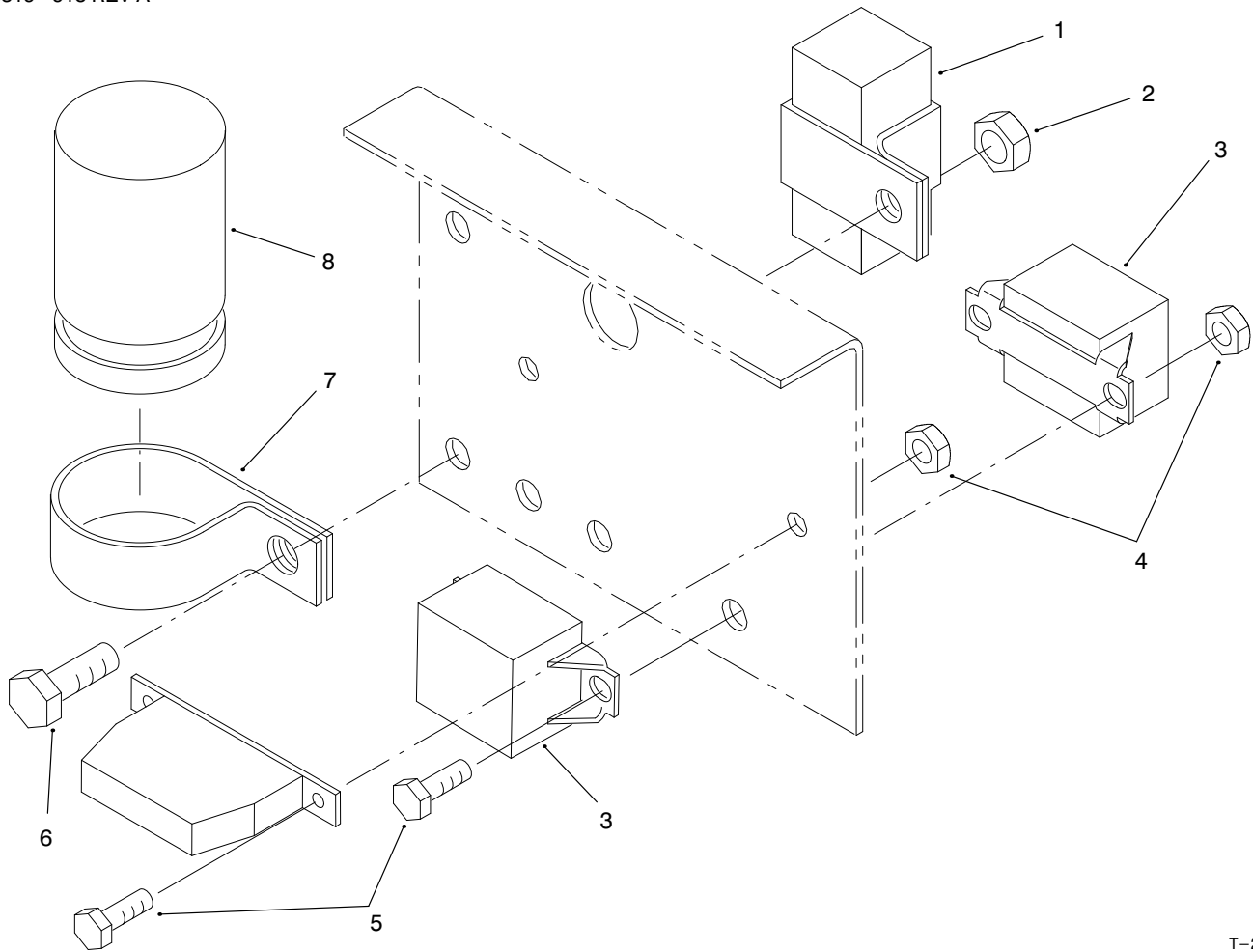


T-2894-1

## ELECTRICAL SYSTEM DIAGRAM

Ref. No.	Part No.	Description	No. Used
1	3290-378	Tie - Cable	29
2	3290-379	Tie - Cable	5
3	2412-109	Clip	2
4	237-100	Grommet	1
5	60-0930	Clip	3
6	93-3190	Boot - Terminal Insulator	1
7	98-3816	Harness - Wiring Gauges	1
9	82-9790	Harness - Wiring Valve	1
10	82-9810	Harness - Wiring Traction Control Switches	1

Ref. No.	Part No.	Description	No. Used
15	58-3850	Cable - Neg. Battery	1
16	43-4030	Cable - Pos. Battery	1
17	98-3815	Harness - Wiring Main	1
18	82-9750	Asm - Jumper	1
21	2412-131	Clamp - R	3
24	86-6400	Diode	1
28	58-6860	Connector	1
29	48-7880	Nut - Hex	1
30	48-8000	Washer - Lock	1

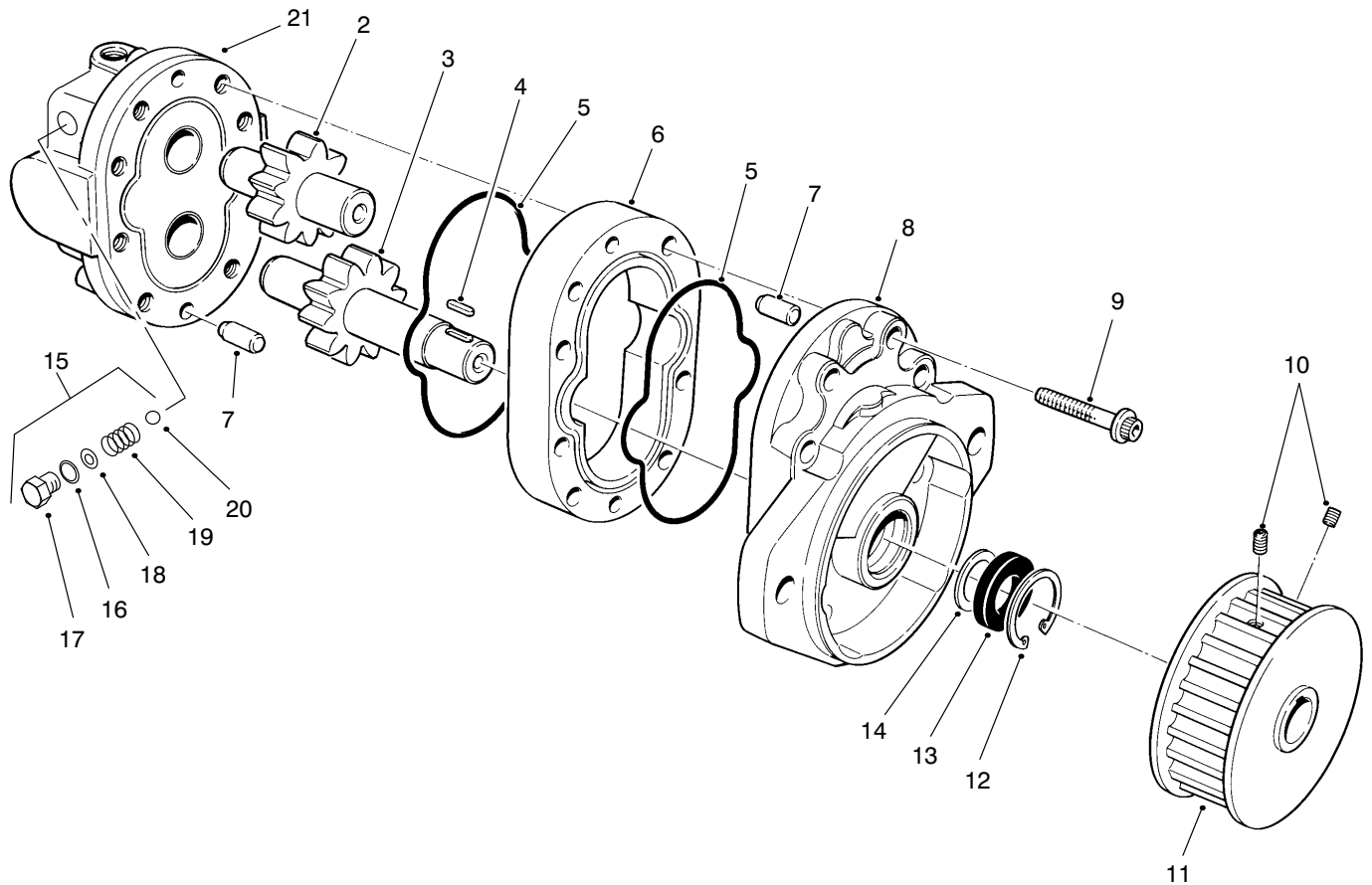


T-2890-1

## ELECTRICAL SYSTEM DIAGRAM

Ref. No.	Part No.	Description	No. Used
1	38-2860	Resistor - 5 Ohm	1
2	3296-42	Nut - Hex. Lock	1
3	66-8800	Relay - Glow Plug	2
4	3296-2	Nut - Lock	4

Ref. No.	Part No.	Description	No. Used
5	32105-13	Screw - HH	4
6	321-4	Screw - HH	1
7	2412-74	R-Clamp	1
8	37-2690	Capacitor	1



T-1786

## REEL MOTOR ASSEMBLY NO. 93-1412

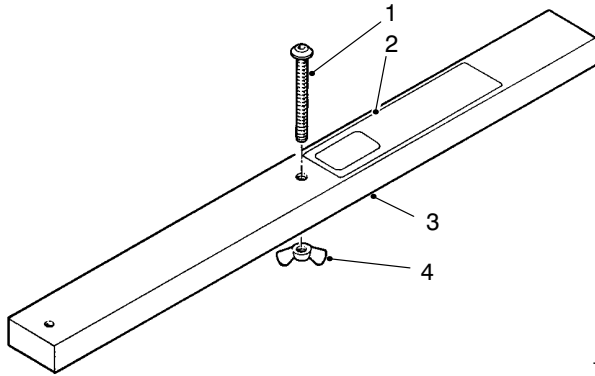
Ref. No.	Part No.	Description	No. Used	Ref. No.	Part No.	Description	No. Used
2	66-5750	Gear - Idler	1	15	92-9260	Kit - Relief Valve (Incl. Ref. #16-20)	2
3	66-5760	Gear - Drive	1	16	237-42	O-Ring	2
4	47-2380	Key	1	†17		Plug	2
5	59-8420	O-Ring	2	†18		Shim	A/R
6	66-5740	Body	1	†19		Spring	2
7	42-2010	Pin - Dowel	2	†20		Ball	2
8	66-5730	Asm-Plate & Bushings (Front)	1	21	92-9259	Asm-Backplate/Relief (Incl. Ref. #15)	1
9	66-5770	Screw - Cap Soc. Hd.	8	*	93-1412	Asm-Reel Motor (Incl. Ref. #1-9, 12-14)	1
10	3246-17	Screw - Set	2	*	93-1413	Kit - Seal Repair (Incl. Ref. #5, 12-13, & 16)	1
11	47-7150	Pulley - Drive	1				
12	59-8320	Ring - Retaining	1				
13	66-5710	Seal - Shaft	1				
14	60-5890	Washer - Backup	1				

\* Not Illustrated

† Not Serviceable Separately

# SPECIAL TOOLS

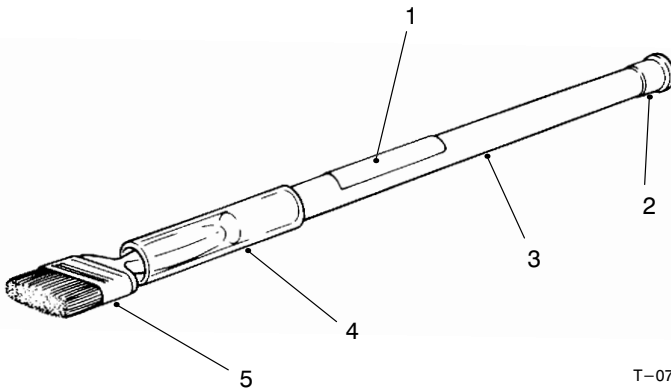
## GAUGE BAR ASSEMBLY NO. 59-7900



T-0191

Ref. No.	Part No.	Description	No. Used
1	32122-54	Screw - Mach. Slot. Hd.	1
2	59-7930	Decal	1
3		Bar	1
4	32103-3	Nut - Wing	1

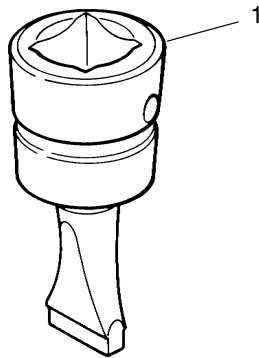
## BACKLAPPING BRUSH ASSEMBLY NO. \*TOR299100



T-0731

Ref. No.	Part No.	Description	No. Used
1	12-9140	Decal	1
2	2410-18	Plug	1
3	29-9080	Handle	1
4	29-9090	Hose - Handle	1
5	36-4310	Brush	1

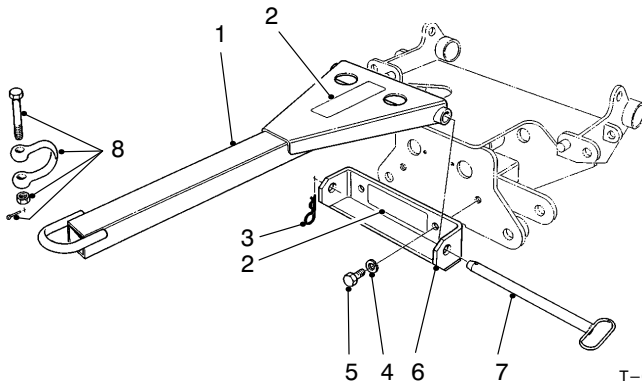
## BEDKNIFE SCREW TOOL NO. \*TOR510880



T-0729

Ref. No.	Part No.	Description	No. Used
1	51-0880	Tool - Bedknife Screw	1

## TOW BAR ASSEMBLY NO. 58-7020



T-0190

Ref. No.	Part No.	Description	No. Used
1	12-7579	Tow Bar (Incl. Ref. #2)	1
2	63-4380	Decal - Instruction	2
3	60-4150	Pin - Retaining	1
4	48-8070	Washer - Lock	2
5	48-7830	Screw - HH	2
6	12-7589	Asm - Tow Bar Bracket (Incl. Ref. #2)	1
7	60-4120	Pin - Tow Bar	1
8	60-4480	Asm - Shackle	1

\*Obtain these items directly from OTC 2013 4th St. Owatonna, MN. 55060 1-800-533-0492 (in Minnesota and Canada 1-507-455-7050) Fax. 507-455-7011.

# TORO PART NUMBER INDEX

3319-918 REV A

Part No.	Description	Pg. No.	Ref. No.	Qty.	Part No.	Description	Pg. No.	Ref. No.	Qty.
936125	Ring – Retaining	10	17	1	46-6560	Grommet	24	5	3
3-2858	Disc – Friction	1	9	1	47-2380	Key	93	4	1
3-7877	Grip	2	49	1	47-2550	Grip – Handle	20	16	2
11-5790	Key	43	4	1	47-7010	Bushing	29	5	2
11-5790	Key	41	41	2	47-7030	Bushing – Rubber	1	13	1
11-5800	Nut – Lock	41	30	2	47-7150	Pulley – Drive	93	11	1
11-5800	Nut – Slotted	43	13	1	48-3280	Bumper	33	16	2
11-9030	Bolt – Shoulder	9	45	1	48-6640	Bushing – Flange	30	13	2
12-7579	Tow Bar	94	1	1	48-6640	Bushing – Flange	41	15	2
12-7589	Asm-Tow Bar Bracket	94	6	1	48-6640	Bushing – Flange	38	33	2
12-9140	Decal	94	1	1	48-6660	Washer – Thrust	41	16	2
21-4191	Seat Belt Assembly	28	3	1	48-6660	Washer – Thrust	38	34	2
21-9260	Cover – Dust	4	11	1	48-6780	Spring	25	5	2
23-1840	Bushing	35	5	2	48-6790	Bushing – Flanged	1	6	4
23-7270	Nut – Lug	38	13	10	48-6900	Screw – Hex Hd.	25	32	6
26-4840	Spacer	16	32	4	48-6900	Screw – Self-Tap	7	22	4
29-1060	Bracket	35	29	2	48-7080	Cap	25	19	3
29-1070	Asm-Lever	35	34	2	48-7100	Dampener	1	19	1
29-1080	Pad	35	39	4	48-7120	Element – Suction	7	50	1
29-6163	Switch	1	26	2	48-7610	Screw – HH	4	17	2
29-9080	Handle	94	3	1	48-7620	Screw	3	7	3
29-9090	Hose – Handle	94	4	1	48-7620	Screw	7	12	10
33-3410	Spring	43	7	2	48-7620	Screw	47	46	2
33-3570	Pin	43	6	2	48-7620	Screw	11	47	2
33-3720	Washer	36	12	1	48-7640	Screw	47	48	3
33-4970	Asm-Check Valve	78	8	2	48-7640	Screw – HH	81	4	4
33-4990	Poppet	78	42	1	48-7640	Screw – HH	86	37	5
36-4310	Brush	94	5	1	48-7680	Screw – HH	20	17	2
37-2690	Capacitor	92	8	1	48-7680	Screw – HH	25	36	1
37-7600	Rectifier	5	8	4	48-7680	Screw – HH	88	43	1
37-9560	Hose – Fuel	47	43	1	48-7830	Screw – HH	94	5	2
37-9560	Hose – Fuel, Suction	24	2	1	48-7880	Nut – Hex	91	29	1
38-2860	Resistor – 5 Ohm	92	1	1	48-7880	Nut – Hex.	9	34	2
39-2080	Asm-Tow Valve	78	4	1	48-7890	Nut	7	44	2
39-2130	Retainer – Spring	78	44	1	48-7890	Nut	86	45	3
39-2140	Spring	78	43	2	48-7890	Nut – Hex	81	49	2
42-1260	O-Ring	13	7	1	48-7890	Nut – Hex.	47	44	2
42-2010	Pin – Dowel	93	7	2	48-7890	Nut – Hex.	11	51	1
42-2720	Seal – Shaft	78	16	1	48-7930	Nut – Hex.	1	7	3
42-3140	Screw – HH	77	11	8	48-7930	Nut – Hex.	33	9	2
42-9230	Screw – HH	9	1	2	48-7930	Nut – Hex.	1	15	2
42-9230	Screw – HH	33	19	4	48-7930	Nut – Hex.	47	27	1
42-9230	Screw – HH	81	21	1	48-8000	Washer – Lock	91	30	1
42-9250	Screw – HH	47	37	4	48-8010	Washer	81	6	3
42-9340	Screw – HH	25	37	2	48-8010	Washer	4	16	2
42-9850	Washer – Lock	1	8	10	48-8010	Washer	11	17	4
42-9850	Washer – Lock	33	8	4	48-8010	Washer	25	33	2
42-9850	Washer – Lock	25	35	1	48-8010	Washer	47	50	3
42-9850	Washer – Lock	18	41	6	48-8020	Washer	47	45	5
42-9850	Washer – Lock	26	52	3	48-8030	Washer	9	19	2
43-0090	Bolt	46	24	7	48-8030	Washer	2	43	8
43-3180	Screw – HH	46	41	6	48-8030	Washer – Flat	18	42	6
43-3210	Screw – HH	46	39	6	48-8070	Washer – Lock	94	4	2
43-4030	Cable – Pos. Battery	91	16	1	48-8070	Washer – Lock	46	40	6
43-5920	Washer – Lock	9	35	2	48-8830	Pin – Roll	25	26	1
43-5930	Washer – Lock	81	5	5	48-8850	Washer – Bevel	25	27	3
43-5930	Washer – Lock	7	13	10	48-9470	Screw – HH	16	20	2
43-5930	Washer – Lock	86	17	6	48-9510	Nut – Lock	18	37	2
43-5930	Washer – Lock	4	18	2	48-9530	Nut – Hex.	33	10	2
43-5930	Washer – Lock	11	46	4	48-9570	Washer – Lock	9	2	2
43-5940	Washer – Spring	47	36	4	48-9570	Washer – Lock	46	15	6
43-5940	Washer – Spring	25	38	2	48-9570	Washer – Lock	83	39	1
43-5950	Washer – Lock	46	38	6	48-9570	Washer – Lock	88	42	1
43-6280	Button – Push	5	3	2	48-9580	Washer	16	5	2
43-6420	Bezel	8	12	1	48-9590	Washer – Lock	10	10	2
43-6420	Bezel – Locking	5	4	2	48-9590	Washer – Lock	16	21	2
44-2210	Light – Warning	8	9	1	48-9590	Washer – Lock	46	23	14
46-0670	Screw – Pan Hd.	16	17	6	49-2640	Seal – Shaft	77	12	1
46-6550	Elbow	24	10	1	49-2660	Asm-Front Plate	77	15	1

\*Not Illustrated

# TORO PART NUMBER INDEX (Cont.)

Part No.	Description	Pg. No.	Ref. No.	Qty.	Part No.	Description	Pg. No.	Ref. No.	Qty.
49-2670	Plate - Wear	77	20	1	58-4310	Ring	1	21	2
49-2680	O-Ring - Molded	77	17	1	58-4380	Pin - Pivot	32	15	2
49-2690	Gasket - Backup	77	19	1	58-4380	Pin - Pivot	33	26	3
49-2700	Seal - Bearing	77	18	1	58-4450	Lever	11	18	1
51-0880	Tool - Bedknife Screw	94	1	1	58-4460	Clevis	11	20	1
51-2060	Washer	25	23	8	58-4710	Asm-Tube	81	48	1
51-2070	Nut	25	21	3	58-4710	Asm-Tube	82	48	1
52-6180	Washer	32	6	A/R	58-4750	Asm-Tube	86	5	1
52-6290	Screw - Socket Head	47	4	4	58-4750	Asm-Tube	87	5	1
52-6430	Washer	9	36	2	58-4760	Asm-Tube	86	31	1
52-6430	Washer	12	54	6	58-4760	Asm-Tube	87	31	1
52-9230	Ring - Retaining	6	2	1	58-4780	Asm-Tube	86	9	1
52-9240	Bushing - Seal Gland	6	3	1	58-4780	Asm-Tube	87	9	1
52-9250	Kit - Bearing, Needle	6	*	1	58-4790	Asm-Tube	81	25	1
52-9260	Screw - Set	6	28	1	58-4790	Asm-Tube	82	25	1
52-9270	Seat - Check Ball	6	26	1	58-4850	Asm-Tube	86	20	1
52-9280	Ball - Check	6	24	1	58-4850	Asm-Tube	87	20	1
52-9290	Retainer - Ball, Check	6	23	1	58-4860	Asm-Tube	81	27	1
52-9590	Latch	24	32	4	58-4860	Asm-Tube	82	27	1
53-5940	Screw - HH	33	44	1	58-4870	Asm-Tube	86	34	1
53-6070	Brake - Parking	9	3	1	58-4870	Asm-Tube	87	34	1
55-4330	Arm Rest - L.H.	17	14	1	58-4880	Asm-Tube	86	32	1
55-4331	Arm Rest - R.H.	17	*	1	58-4880	Asm-Tube	87	32	1
56-2140	Bolt	10	11	2	58-4950	Asm-Tube	88	31	1
56-2140	Bolt	46	30	1	58-4950	Asm-Tube	89	31	1
56-3850	Screw - Mach. Hex. Hd.	17	13	4	58-4960	Asm-Tube	88	8	1
56-3880	Washer	17	31	2	58-4960	Asm-Tube	89	8	1
56-3890	Nut	17	30	1	58-4970	Asm-Tube	88	9	1
56-3940	Washer	17	40	1	58-4970	Asm-Tube	89	9	1
56-4150	Grip - Handle	17	6	1	58-4980	Asm-Tube	88	35	1
56-4170	Clevis - Threaded	17	29	1	58-4980	Asm-Tube	89	35	1
56-6710	O-Ring	77	16	2	58-4990	Asm-Tube	88	29	1
56-6860	Shaft Sub-Assembly	43	5	1	58-4990	Asm-Tube	89	29	1
56-6890	Kit - Seal	43	*	1	58-5000	Asm-Tube	88	13	1
57-6380	Screw - HH	18	40	6	58-5000	Asm-Tube	89	13	1
58-0070	Disc - Brake	35	9	2	58-5020	Asm-Tube	88	14	1
58-0110	Bracket	35	32	2	58-5020	Asm-Tube	89	14	1
58-0400	Shroud - Front	2	45	1	58-5030	Asm-Tube	88	34	1
58-0500	Cover	4	19	1	58-5030	Asm-Tube	89	34	1
58-0980	Fender - LH	7	25	1	58-5040	Asm-Tube	89	15	1
58-1510	Shaft	11	34	1	58-5040	Asm-Tube	88	15	1
58-1520	Pin - Pivot	11	6	1	58-5050	Asm-Tube	88	33	1
58-1530	Coupling	12	*	1	58-5050	Asm-Tube	89	33	1
58-1540	Spacer	12	59	4	58-5060	Asm-Tube	88	12	1
58-1560	Link	11	50	6	58-5060	Asm-Tube	89	12	1
58-1570	Link	11	21	2	58-5070	Asm-Tube	88	30	1
58-1580	Asm-Seat Frame	16	30	1	58-5070	Asm-Tube	89	30	1
58-1640	Pin - Seat Pivot	16	25	1	58-5100	Washer	1	22	2
58-1650	Rod - Seat	16	9	1	58-5330	Spacer - Hinge	18	4	2
58-1750	Panel - Access	7	37	1	58-5350	Spacer - Hinge	18	*	2
58-1970	Hinge - LH	18	5	1	58-5380	Latch - Draw	18	22	2
58-1980	Hinge - RH	18	*	1	58-5420	Cap - Radiator	20	9	1
58-2150	Manifold	11	40	1	58-5430	Motor - Wheel	35	12	2
58-2170	Bar	9	17	1	58-5460	Valve - Shut-Off	33	2	2
58-2300	Link - Brake	35	37	4	58-5460	Valve - Shutoff	30	5	1
58-2720	Pin - Cylinder Mount	29	14	2	58-5490	Valve - Flow Control	12	56	1
58-2720	Pin - Pivot	33	40	3	58-5520	Valve	11	28	1
58-2800	Bushing	25	1	4	58-5540	Cooler - Hydraulic Oil	20	11	1
58-2810	Rod	25	3	2	58-5610	Rim	35	24	2
58-3570	Spring - Compression	33	46	2	58-5620	Tube - Inner	35	25	2
58-3590	Dowel	46	17	2	58-5650	Pump - Gear	76	28	1
58-3780	Spacer	35	28	8	58-5660	Pump - Piston	76	26	1
58-3810	Pin - Clevis	11	49	3	58-5710	Asm-Hose	86	11	1
58-3830	Pin - Clevis	11	16	5	58-5710	Asm-Hose	87	11	1
58-3850	Cable - Neg. Battery	91	15	1	58-5720	Asm-Hose	82	33	1
58-3880	Clamp	81	9	4	58-5720	Asm-Hose	81	33	1
58-3880	Clamp - Tube	86	15	5	58-5730	Asm-Hose	88	10	1
58-3910	Pin - Hinge	18	9	2	58-5730	Asm-Hose	89	10	1
58-3930	Bushing - Flange	18	3	2	58-5860	Asm-Hose	81	1	2

\*Not Illustrated



# TORO PART NUMBER INDEX (Cont.)

Part No.	Description	Pg. Ref. No. No. Qty.	Part No.	Description	Pg. Ref. No. No. Qty.
58-5860	Asm-Hose	82 1 2	59-7750	Shim	15 17 A/R
58-5870	Asm-Hose	81 34 1	59-7760	Shim	15 18 A/R
58-5870	Asm-Hose	82 34 1	59-7770	Spring	15 19 1
58-5940	Sight Glass	7 21 1	59-7780	O-Ring	31 7 2
58-6290	Asm-Poppet	14 33 3	59-7780	O-Ring	15 14 1
58-6310	Spacer	14 26 3	59-7780	O-Ring	13 32 1
58-6310	Washer - Backup	14 10 6	59-7810	Circlip	31 1 2
58-6320	Wiper - Seal	14 38 3	59-7820	Washer	31 2 2
58-6330	Asm-Seat	14 35 3	59-7840	Spring	31 4 1
58-6340	O-Ring	14 36 3	59-7850	Wiper	31 5 2
58-6350	Asm-Plug	14 11 3	59-7860	Backup Washer	31 6 2
58-6370	Washer - Backup	15 15 1	59-7860	Washer - Backup	13 6 1
58-6380	Asm-Plug	14 30 3	59-7890	Kit - Seal	31 * 1
58-6400	Bushing	14 23 3	59-7910	Grommet	11 35 1
58-6410	Spring	14 31 3	59-7930	Decal	94 2 1
58-6420	Asm-Cap	14 28 3	59-7970	Stud	80 3 8
58-6440	Poppet	14 20 1	59-7990	Seal - Gland	80 5 2
58-6450	O-Ring	14 22 6	59-8040	Spring	13 29 1
58-6460	Ring - Retaining	14 27 3	59-8050	Spring - Detent	13 10 2
58-6470	Washer	14 16 A/R	59-8060	Plug - Detent	13 9 1
58-6480	Washer	14 17 A/R	59-8070	Washer - Lock	13 23 2
58-6490	Washer	14 18 A/R	59-8080	Washer - Deep	13 30 1
58-6510	Foot Pad - R.H.	3 2 1	59-8100	Washer - Shallow	13 27 1
58-6520	Decal - Grease	25 16 3	59-8120	O-Ring	13 33 1
58-6520	Decal - Grease	29 21 1	59-8140	O-Ring	13 3 1
58-6520	Decal - Grease	41 43 2	59-8150	Pawl - Detent	13 11 3
58-6520	Decal - Grease	39 48 2	59-8160	Plug	13 4 1
58-6620	Foot Pad - L.H.	3 8 1	59-8170	Washer - Wire	13 28 1
58-6630	Foot Pad - Center	3 5 1	59-8180	Washer	13 31 1
58-6700	Washer	14 24 3	59-8190	Wiper	13 34 1
58-6710	Asm-Plug	14 6 3	59-8230	Plug	13 16 1
58-6720	O-Ring	14 7 3	59-8250	Kit - Seal	13 * 1
58-6730	Spring	14 25 3	59-8260	O-Ring	36 6 1
58-6750	O-Ring	14 15 1	59-8270	Asm-Back Plate	36 5 1
58-6760	Spring	14 3 3	59-8280	Screw - HH	36 2 3
58-6770	Detent Plunger	14 4 3	59-8290	Screw - HH	36 1 3
58-6780	Asm-Plug	14 1 3	59-8300	Asm-Housing	36 17 1
58-6790	O-Ring	14 5 3	59-8320	Ring - Retaining	93 12 1
58-6820	Gasket	16 22 1	59-8340	Asm-Rotating	36 19 1
58-6860	Connector	91 28 1	59-8350	Asm-Camplate	36 18 1
58-7070	Spacer	18 23 2	59-8360	Shaft - Drive	36 10 1
58-7190	Spring	11 12 1	59-8370	Seal - Shaft	36 11 1
58-7390	Asm-Foot Rest	3 4 1	59-8380	Key	36 8 1
58-9010	Block	1 24 1	59-8390	Kit - Seal Repair	36 * 1
58-9160	Asm-Drain Plug	7 47 1	59-8420	O-Ring	93 5 2
58-9210	Cam	33 42 2	59-8440	Decal - Warning	20 10 1
58-9580	Foot Rest	1 1 1	59-8470	Retainer - Seal	80 6 2
58-9630	Sleeve - Protector	33 48 2	59-8500	Drive Gear - Spline	80 10 1
58-9830	Plate - Seat	16 31 1	59-8540	Coupling	80 14 1
59-6730	Race - Bearing	6 6 2	59-8550	O-Ring	76 10 1
59-6740	Bearing - Needle, Thrust	6 7 1	59-8570	Seal - Shaft	80 17 1
59-6820	Kit - Centering Spring	6 10 1	59-8580	Ring - Retaining	80 18 1
59-6830	Kit - Pin, Centering	6 19 1	59-8590	Seal - Shaft	80 9 1
59-6860	Drive	6 14 1	59-8600	Driven Gear	80 11 1
59-6870	Gerotor	6 15 1	60-0050	Spring	16 24 1
59-7130	Knob	11 33 1	60-0080	Bushing - Flanged	33 43 2
59-7140	Bumper	30 9 1	60-0090	Pin - #1 Lift Arm Pivot	33 17 1
59-7140	Bumper	33 47 2	60-0090	Pin - Lift Arm, Pivot	29 17 2
59-7240	Asm-Throttle	9 4 1	60-0100	Pin - #4 & 5 Lift Arm Pivot	33 21 2
59-7240	Throttle Assembly	10 13 1	60-0160	Pin - Roller Rear	25 24 2
59-7280	Foot Pad - Traction	3 1 1	60-0190	Retainer	29 20 1
59-7410	Fitting - Diagnostic	12 62 1	60-0190	Retainer - #1 & 4 Pivot Pin	33 18 1
59-7580	Nut	80 1 8	60-0300	Rod	30 11 1
59-7590	Washer - Lock	80 2 8	60-0550	Bushing	11 23 1
59-7600	Asm-Plug	15 1 2	60-0600	Bracket	2 47 1
59-7610	O-Ring	15 2 2	60-0640	Pedal - Traction	1 2 1
59-7640	O-Ring	15 5 1	60-0670	Spring - Compression	29 11 2
59-7650	O-Ring	15 6 1	60-0730	Bracket - Lock, Neutral	2 35 1
59-7720	Shim	15 13 A/R	60-0760	Clevis	2 42 1

\*Not Illustrated

# TORO PART NUMBER INDEX (Cont.)

Part No.	Description	Pg. No.	Ref. No.	Qty.	Part No.	Description	Pg. No.	Ref. No.	Qty.
60-0790	Grommet	4	27	1	60-3940	Washer	37	26	2
60-0930	Clip	20	5	3	60-3950	Spring - Disengage	37	27	1
60-0930	Clip	91	5	3	60-3980	Washer - Thrust	37	12	1
60-0930	Clip - Edge	21	20	1	60-3990	Washer - Thrust	37	23	1
60-1050	Bracket	33	15	2	60-4010	Plunger - Disengage	37	22	1
60-1110	Bushing	2	48	2	60-4020	O-Ring	37	21	1
60-1130	Lever	1	10	1	60-4030	Bolt - Hex Hd.	37	17	8
60-1240	Spring	25	6	2	60-4040	Plug - Pipe	37	16	1
60-1250	Asm-Hose	81	19	1	60-4050	Cover - Large	37	19	1
60-1250	Asm-Hose	82	19	1	60-4060	Cover - Disengage	37	18	1
60-1250	Asm-Hose	88	41	2	60-4070	Bolt - Hex. Hd.	37	14	2
60-1250	Asm-Hose	89	41	2	60-4120	Pin - Tow Bar	94	7	1
60-1280	Pin - Roll	33	27	3	60-4150	Pin - Retaining	94	3	1
60-1280	Pin - Roll	32	14	2	60-4190	Grass Shield - L.H.	25	30	1
60-1340	Rod - Push RH	33	45	1	60-4200	Grass Shield - R.H.	25	31	1
60-1350	Rod - Push LH	33	*	1	60-4350	Grommet	24	58	1
60-1360	Clamp	81	24	1	60-4480	Asm-Shackle	94	8	1
60-1360	Clamp - Tube	86	36	3	60-4550	Switch - Micro	13	19	1
60-1640	Retainer - #5 Pivot Pin	33	*	1	60-5580	Switch - Temperature	16	19	1
60-1740	Nut - Spring	35	36	4	60-5690	Clip - Safety	11	5	3
60-1750	Lever - R.H.	29	3	1	60-5700	Spring	1	23	2
60-1780	Lever - L.H.	29	8	1	60-5710	Plug	77	6	1
60-1820	Shaft - Pivot	29	6	1	60-5720	O-Ring	77	2	2
60-1900	Asm-Tube	81	8	1	60-5720	O-Ring	14	9	6
60-1900	Asm-Tube	82	8	1	60-5730	Disc	77	8 A/R	
60-1990	Bushing - Flange	29	4	2	60-5740	Asm-Body	77	21	1
60-2000	Pin - Dowel	29	2	6	60-5760	Pin - Dowel	77	4	4
60-2080	Clamp - Hose	88	25	1	60-5770	Asm-Idler Gear	77	10	1
60-2080	Clamp - Hose	25	34	1	60-5780	Asm-Drive Gear	77	7	1
60-2110	Pin - Roll	1	5	5	60-5820	Spring	77	9	1
60-2110	Pin - Roll	25	25	8	60-5860	Plug	77	1	1
60-2110	Pin - Spirol	11	36	2	60-5890	Washer	77	13	1
60-2140	Spring	9	23	2	60-5890	Washer - Backup	93	14	1
60-2160	Wire - Retaining	16	3	1	60-5900	Kit - Seal Repair	77	*	1
60-2170	Screw - Pan Hd.	8	21	2	60-5910	Kit - Repair, Back Plate	77	*	1
60-2180	Fitting - Tee	86	22	1	60-5950	Washer - Backup	15	7	1
60-2370	Grommet	9	5	1	60-5950	Washer - Backup	79	46	2
60-3250	Washer - Rubber	32	7	1	60-5980	O-Ring	78	33	2
60-3260	Screw	4	10	1	60-5990	Race - Inner	78	20	1
60-3340	Asm-Hose	88	36	1	60-6000	Asm-Housing	78	19	1
60-3340	Asm-Hose	89	36	1	60-6010	Cover - Trunnion	78	23	1
60-3380	Bearing	36	16	1	60-6020	Camplate	78	14	1
60-3520	O-Ring	76	27	1	60-6030	Asm-Rotating Kit	78	12	1
60-3530	Bolt	76	33	2	60-6040	Asm-Back Plate	78	9	1
60-3540	Washer	76	32	2	60-6050	Bearing	79	48	1
60-3590	Bearing	36	7	1	60-6060	Cartridge	78	37	1
60-3610	Ring - Snap	34	6	1	60-6070	Poppet	78	40	1
60-3620	Seal	34	5	1	60-6080	O-Ring	78	38	1
60-3630	Wiper	34	4	1	60-6090	Spring	78	39	1
60-3650	Washer	34	2	1	60-6110	Bearing - Needle	78	18	2
60-3660	Screw - Bleed	34	1	1	60-6120	Cover - Seal	78	15	1
60-3670	Pin - Roll	38	41	1	60-6130	Gasket - Housing	78	10	1
60-3670	Pin - Roll	42	46	1	60-6140	Shaft - Drive	78	31	1
60-3680	Hose - Overflow	21	22	2	60-6150	Bearing	79	47	1
60-3720	Pin - Roll	25	2	2	60-6160	Race - Thrust	78	29	2
60-3780	Kit - Seal	14	*	1	60-6170	Bearing - Needle, Thrust	78	30	1
60-3800	Coupling	37	1	1	60-6180	O-Ring	78	5	1
60-3810	Shaft - Input	37	2	1	60-6190	O-Ring	78	21	1
60-3820	Spindle	37	3	1	60-6200	Asm-Charge Pump Adapter	78	2	1
60-3830	Seal - Oil	37	4	1	60-6210	Cover - O-Ring	78	22	1
60-3840	Cone - Bearing	37	5	1	60-6220	Screw - HH	78	36	2
60-3850	Cup - Bearing	37	6	2	60-6230	Screw - HH	78	1	2
60-3860	Bolt - Wheel	37	7	9	60-6240	Washer	78	27	1
60-3870	Hub	37	8	1	60-6250	Washer	78	17	2
60-3880	Cone - Bearing	37	9	1	60-6260	Ring - Retaining	78	25	1
60-3890	Bolt - Hex. Hd.	37	10	6	60-6270	Ring - Retaining	78	28	2
60-3900	Gear - Ring	37	24	1	60-6300	Seal - Shaft	78	26	1
60-3910	Washer - Flat	37	11	6	60-6310	Key	78	13	1
60-3930	Ring - Retaining	37	29	1	60-6320	Key	78	35	1

\*Not Illustrated

# TORO PART NUMBER INDEX (Cont.)

Part No.	Description	Pg. Ref.		Part No.	Description	Pg. Ref.	
		No.	Qty.			No.	Qty.
60-6330	Screw	78	24 4	66-5860	Adapter - 45°	12	55 1
60-6340	Kit - Bleed-Off Valve	79	* 1	66-6140	Decal - TORO	24	21 1
60-6350	Asm-Gerotor Gear	78	7 1	66-8800	Relay - Glow Plug	92	3 2
60-6360	Kit - Charge Relief Spring	79	* 1	67-9410	Washer - Flat	10	5 1
60-6400	Kit - Seal	79	* 1	68-6040	Bracket - Latch	18	26 2
60-6440	Eyelet	14	32 3	68-6150	Breather	7	15 1
60-6450	Disc	14	2 A/R	68-6270	Kit - Tube	86	21 1
60-6650	Screw - HH	86	16 2	68-6270	Kit - Tube	87	21 1
60-6650	Screw - HH	12	60 2	68-6370	Kit - Tube	86	13 1
60-6740	Washer	2	38 3	68-6370	Kit - Tube	87	13 1
60-6870	Screw	25	18 3	68-6460	Kit - Relief Valve	78	32 2
60-6990	Washer	1	29 1	68-6480	Bushing	32	2 4
62-2610	Strainer	16	16 1	68-6480	Bushing	33	23 6
62-6370	Kit - Seal	34	* 1	68-7575	Strip - Sealing	20	12 3
62-6400	Asm-Drive Hub	35	21 2	68-7810	Panel - Lining	7	48 1
62-6410	Asm-Primary Carrier	37	15 1	68-7840	Strip - Foam	7	33 1
62-6420	Asm-Secondary Carrier	37	20 1	68-7850	Strip - Foam	16	26 1
62-6430	Gear - Primary Sun	37	13 1	69-1830	Asm-Plug	14	14 1
62-6440	Foot Pad	3	3 1	69-1940	Indicator - Electrical	21	1 1
62-6450	Kit - Retaining Ring	37	28 1	69-2960	Hub - Wheel, Rear	38	9 2
62-6460	Tube - RW Sealant	37	* 1	69-2970	Cap - Hub	38	16 2
62-7400	Decal - Toro	2	46 1	69-2980	Seal - Inner	38	22 2
62-7400	Washer - Rebound	46	9 2	69-2990	Screw - Drive	38	8 10
62-7650	Gasket - Fuel Sender	24	9 1	69-4240	Kit - Seal, Logic LC1	85	5 1
63-4220	Spring	24	51 4	69-4270	Kit - Seal, Logic LC2	85	13 1
63-4380	Decal - Instruction	94	2 2	69-4780	Clamp - Gauge	5	15 2
63-4390	Bearing - Needle	78	6 1	69-6470	Bushing - Flange	38	5 4
63-4440	O-Ring	13	5 1	69-6470	Bushing - Flange	41	22 4
63-4480	Tire	35	26 2	69-8890	Cap - Spindle	38	2 2
63-4510	Spring	13	15 1	69-8890	Cap - Spindle	41	19 2
63-4520	Kit - Seal	15	* 1	69-9740	Switch	84	44 1
63-4680	Asm-Tube	86	8 1	69-9810	Ball Joint Assembly	41	8 1
63-4680	Asm-Tube	87	8 1	69-9810	Joint - Ball	38	45 1
63-4690	Bracket - Valve	12	74 1	69-9880	Tire	38	12 2
63-4700	Valve - Flow Regulator	12	72 1	69-9880	Tire	41	27 2
63-4710	Asm-Tube	88	37 1	70-1240	Asm-Plug	78	3 2
63-4710	Asm-Tube	89	37 1	70-1480	Relay	5	10 1
63-4780	Valve - Relief	13	8 1	70-8470	Screw - HH	46	36 6
63-4800	Valve - Control	11	9 1	71-4040	Asm-Filler Cap	16	12 1
63-4820	Detent - Block	13	25 1	72-9760	Switch - Override	8	19 1
63-4830	Screw - HH	13	22 2	74-2710	Clamp - Split	88	22 4
63-4840	Spool - Screw	13	26 1	74-2730	Spacer	88	44 4
63-4850	Plunger	13	18 1	74-2750	Retainer	88	21 2
63-4860	Circlip	13	14 1	74-2780	Asm-Tube	81	32 1
63-7610	Hose - Fuel	47	40 1	74-2780	Asm-Tube	82	32 1
63-7610	Hose - Fuel, Return	24	1 1	74-2790	Asm-Tube	81	36 1
63-7628	Hose - Fuel	47	41 1	74-2790	Asm-Tube	82	36 1
63-8360	Key - Ignition	8	8 2	74-2810	Asm-Tube	81	35 1
63-8410	Washer - Flat	24	30 2	74-2810	Asm-Tube	82	35 1
63-9920	Decal - EEC 105	4	32 1	74-2820	Asm-Tube	81	28 1
65-5870	Tube - Manual	16	11 1	74-2820	Asm-Tube	82	28 1
65-5890	Cap - Tube	16	8 2	74-2850	Muffler (Model 03706)	25	11 1
66-2490	Retainer - Battery	20	39 1	74-2900	Spark Arrester - Muffler	25	* 1
66-2950	Hourmeter	8	7 1	74-2920	Carrier - Front	29	7 1
66-3160	Screw	2	44 7	74-3090	Spring	6	20 2
66-5410	Orifice	11	41 1	74-3140	Ball - Check	6	22 2
66-5420	Sleeve	13	17 1	74-3190	Lever - Lift	11	2 3
66-5430	Screw - Machine	13	21 2	74-9100	Pad - Forward	1	3 1
66-5440	Nut - Lock	13	12 2	74-9110	Pad - Reverse	1	4 1
66-5560	Bolt - U	83	23 1	75-2080	Kit - Seal, Check	85	10 3
66-5580	Kit - Seal Repair	12	* 1	75-4706	Fuel Line	47	32 1
66-5590	Kit - Seal	12	* 1	75-6700	Sensor - Magnetic	35	45 1
66-5710	Seal - Shaft	93	13 1	75-7790	Handle	20	15 2
66-5730	Asm-Plate & Bushings	93	8 1	75-8200	Asm-Hose	81	2 1
66-5740	Body	93	6 1	75-8200	Asm-Hose	82	2 1
66-5750	Gear - Idler	93	2 1	75-8210	Asm-Hose	81	7 1
66-5760	Gear - Drive	93	3 1	75-8210	Asm-Hose	82	7 1
66-5770	Screw - Cap Soc. Hd.	93	9 8	76-2290	Spacer	20	19 2
66-5840	Kit - Seal Repair	36	* 1	76-3350	Spacer	2	53 1

\*Not Illustrated

# TORO PART NUMBER INDEX (Cont.)

Part No.	Description	Pg. No.	Ref. No.	Qty.	Part No.	Description	Pg. No.	Ref. No.	Qty.
76-3430	Rod	2	54	1	82-9680	Rivet	17	2	2
76-3560	Clamp - Exhaust	25	41	1	82-9690	Screw	17	17	4
76-5180	Washer - Copper	23	1	4	82-9700	Screw	17	3	1
76-5190	Fitting - Adjustable	23	2	2	82-9710	Trim - Bottom	17	22	1
76-5190	Fitting - Fuel Filter	21	16	2	82-9720	Trim - Backrest	17	32	1
76-5220	Element - Filter	23	5	1	82-9750	Asm-Jumper	91	18	1
76-5300	Fuel Filter Assembly	21	11	1	82-9790	Harness - Wiring Valve	91	9	1
76-5320	Water Sensor Assembly	23	9	1	82-9810	Harness - Wiring Traction	91	10	1
76-8750	Plate - Caution	20	27	1	82-9850	Axle - Rear	38	6	1
77-3620	Knob - Retainer	18	10	2	83-1030	Mount - Engine	46	6	2
77-4800	Cylinder - Steering	38	36	1	83-2720	Bolt - Wheel	41	29	10
80-6990	Washer - Hardened	46	8	2	84-6210	Asm-Hydraulic Cylinder	33	28	3
80-9330	Alarm - Audio	5	6	1	84-6210	Asm-Hydraulic Cylinder	32	31	2
82-2710	Screw	17	35	1	84-6400	Orifice - .047 Dia.	14	39	2
82-2720	Frame - Seat	17	23	1	84-6401	Orifice - .052 Dia.	14	40	1
82-2730	Kit - Wear Parts	17	4	1	84-6420	Plunger	14	37	2
82-2740	Spring Set - Tension	17	5	1	84-6430	Plunger	14	29	1
82-2750	Asm-Spindle Adj.	17	34	1	84-6440	Shield - Grass	36	20	1
82-2760	Kit - Bushing	17	41	1	84-6450	Spring	14	19	1
82-2770	Asm-Shock Absorber	17	38	1	84-6470	Bracket - Filter	9	32	1
82-2790	Rail - Adjust. R.H.	17	21	1	84-6480	Plate - Decal	29	24	1
82-2800	Cushion - Backrest	17	12	1	86-5480	Fitting	35	10	2
82-2810	Asm-Switch	17	25	1	86-5480	Fitting - Diagnostic	76	2	2
82-2820	Asm-Swing Arm	17	20	1	86-6000	Asm-Gear Pump	76	15	1
82-2830	Clamp	17	37	2	86-6010	Cover - Front	80	4	1
82-2840	Cushion - Bottom	17	15	1	86-6020	Center S/A Section	80	8	1
82-2850	Plate	17	1	1	86-6030	Port Section - Rear	80	13	1
82-2860	Spring Set - Tension	17	33	1	86-6040	O-Ring	80	15	1
82-2870	Lever - Adjust	17	7	1	86-6050	Plug	80	16	1
82-2880	Asm-Weight Adj.	17	*	1	86-6070	Plate - Wear	80	7	2
82-2980	Plate - Cover	26	51	1	86-6080	O-Ring Seal	80	12	2
82-2990	Clamp - Tube	26	50	2	86-6090	Asm-Hydraulic Oil Filter	9	22	1
82-4910	Roller	25	22	8	86-6100	Switch - Filter Warning	9	21	1
82-5730	Rod Tie, End	40	15	1	86-6110	Asm-Element	9	11	1
82-5730	Rod Tie, End	44	17	1	86-6130	Stud - Ball	18	12	4
82-5740	Nut - Jam	40	14	1	86-6400	Diode	91	24	1
82-5740	Nut - Jam	44	16	1	86-6450	Kit - Seal	80	*	1
82-5750	Nut - Lock	40	12	1	86-6460	Bracket - Control Block	84	40	1
82-5750	Nut - Lock	44	14	1	86-6560	Washer - Thrust	41	24	2
82-5760	Piston	40	11	1	86-6570	Lever	25	20	1
82-5760	Piston	44	13	1	86-6580	Lever - RH	25	*	1
82-5770	Rod	40	2	1	86-6590	Lever - LH	25	28	1
82-5770	Rod	44	3	1	87-5100	Washer - Flat	46	12	2
82-5780	Cap - Threaded	40	1	1	88-3870	Cover - Steering	4	1	1
82-5780	Cap - Threaded	44	2	1	88-6760	Spring - Gas	18	17	2
82-5790	Head - Cap	40	5	1	88-9830	Asm-Key Switch	8	18	1
82-5790	Head - Cap	44	6	1	92-1753	Coupling - Spring Center	46	21	1
82-5800	Kit - Repair, Seal	40	*	1	92-2951	Rail - Adjust. L.H.	17	16	1
82-5800	Kit - Repair, Seal	44	*	1	92-2961	Fan	47	1	1
82-5890	Panel - Display	4	26	1	92-2982	Control Block Assembly	83	29	1
82-8700	Ring - Retaining	37	25	2	92-2987	R.O.P.S. Frame Assembly	28	17	1
82-9210	Shaft - Pivot	38	42	1	92-3048	Coil Assembly	85	1	1
82-9210	Shaft - Pivot	42	45	1	92-4703	Body - Lower	24	24	1
82-9230	Harness - Wire	5	*	1	92-4713	Canopy - Front	18	32	1
82-9250	Stud - Threaded	29	1	2	92-4724	Hydraulic Motor Assembly	41	1	2
82-9260	Asm-Tie Rod	38	27	1	92-4725	Hose - Hydraulic	83	15	1
82-9260	Tie Rod Assembly	41	38	1	92-4726	Asm-Tube	82	14	1
82-9280	Disc - 22 Hole	35	42	2	92-4726	Tube Assembly	81	14	1
82-9310	Panel - Display	4	25	1	92-4726	Tube Assembly	83	18	1
82-9330	Bracket - Sensor	35	4	1	92-4727	Tube - Hydraulic	84	42	1
82-9340	Switch - Oil Level	16	10	1	92-4728	Tube - Hydraulic	83	19	1
82-9360	Rod - Latch	29	13	2	92-4729	Asm-Radiator	20	20	1
82-9370	Pad - Step	29	9	1	92-4730	Plate - Floor	2	40	1
82-9620	Washer - Spring	17	26	2	92-4746	Fender - RH	7	38	1
82-9630	Nut	17	27	2	92-4748	Fitting - Hydraulic Tee	83	21	2
82-9640	Screw	17	24	2	92-4748	Fitting - Hydraulic, Tee	81	55	1
82-9650	Nut	17	19	4	92-4749	Hub - Wheel	41	26	2
82-9660	Washer	17	18	4	92-4753	Strap - Oil Cooler	20	14	2
82-9670	Nut	17	39	1	92-4755	Axle - Rear	41	23	1

\*Not Illustrated

# TORO PART NUMBER INDEX (Cont.)

Part No.	Description	Pg. Ref. No. No. Qty.	Part No.	Description	Pg. Ref. No. No. Qty.
92-4768	Tiedown	25 43 2	92-9221	Cable - Spring	2 39 1
92-4779	Housing - Motor LH	41 25 1	92-9222	Cable - Brake	9 13 1
92-4787	Housing - Motor RH	41 * 1	92-9225	Asm-Yoke	9 24 1
92-4799	Fitting - Hydraulic Tee	83 17 1	92-9228	Lever - Neutral Lock	2 36 1
92-4799	Fitting - Hydraulic Tee	7 42 1	92-9246	A-Frame	32 10 1
92-4799	Fitting - Hydraulic Tee	76 4 1	92-9253	Asm-Relief Valve	77 23 1
92-5253	Strip - Sealing	18 7 1	92-9254	O-Ring	77 26 1
92-5269	Bellows	24 43 1	92-9255	O-Ring	77 24 1
92-5270	Baffle - Lower Body	18 18 1	92-9256	Washer - Back Up	77 25 1
92-5273	Muffler (Model 03707)	25 11 1	92-9257	Kit - Seal Repair	77 * 1
92-5524	Decal - Noise Rating, 90	4 31 1	92-9258	Fitting - Check Valve	12 77 3
92-5652	Bracket - Gas Spring	18 38 2	92-9259	Asm-Backplate/Relief	93 21 1
92-5653	Ring - Clamp	24 42 1	92-9260	Kit - Relief Valve	93 15 2
92-5654	Panel - Clean Out	24 40 1	92-9266	Standpipe	24 4 2
92-5655	Spacer	18 2 2	92-9267	Sender - Fuel	24 8 1
92-5664	Hose - Hydraulic	45 13 2	92-9272	Hose - Fuel Fill	24 11 1
92-5664	Hose - Hydraulic	42 47 2	92-9273	Console - Center	7 7 1
92-5665	Hose - Hydraulic	45 11 1	92-9283	Hose - Vent, Fuel	24 12 1
92-5669	Harness - Switch	84 43 1	92-9289	Lift Arm No. 1	33 41 1
92-5670	Strip - Sealing	24 23 2	92-9290	No. 2 Lift Arm	32 12 1
92-5671	Strip - Sealing	24 22 1	92-9291	No. 3 Lift Arm	32 1 1
92-5672	Support - Foam Top/Side	18 35 1	92-9296	Lift Arm No. 4	33 24 1
92-5673	Support - Foam Front	18 33 1	92-9297	Lift Arm No. 5	33 * 1
92-5674	Neck - Fuel Fill	24 16 1	92-9730	Cap - End	6 16 1
92-5675	Grommet	24 18 1	92-9732	Plate - Spacer	6 13 1
92-5677	Asm-Tube	82 53 1	92-9733	Screw - HH	6 18 7
92-5677	Tube Assembly	83 20 1	92-9737	Plug - Retainer	6 21 2
92-5677	Tube Assembly	81 53 1	92-9747	Kit - End Cap	6 * 1
92-5678	Foam - Top	18 36 1	92-9749	Kit - Seal	6 * 1
92-5679	Foam - Front	18 34 1	93-0021	Swivel - Throttle Cable	10 12 1
92-5680	Foam - Side RH	18 * 1	93-0307	Nut - Retainer	39 50 2
92-5681	Foam - Side LH	18 30 1	93-0309	Washer - Tab	38 18 2
92-5682	Seal	7 23 1	93-0310	Spindle - Wheel RH	39 47 1
92-5686	Hose - Hydraulic	45 6 1	93-0311	Spindle - Wheel LH	38 7 1
92-5686	Hose - Hydraulic	83 14 1	93-1402	Tank - Fuel	24 20 1
92-5687	Hose - Hydraulic	83 30	93-1405	Cartridge - Check Valve,	85 11 3
92-5688	Hose - Hydraulic	45 8 1	93-1406	Cartridge - Logic, LC1	85 4 1
92-5688	Hose - Hydraulic	83 13 1	93-1407	Cartridge - Solenoid S1	85 3 1
92-5689	Tube Assembly	83 6 1	93-1408	Kit - Seal, Solenoid S1	85 2 1
92-5690	Tube Assembly	83 7 1	93-1409	Cartridge - Logic, LC2	85 14 1
92-5691	Hose - Hydraulic	83 3 1	93-1410	Kit - Tube	86 6 1
92-5692	Bolt - U	83 9 2	93-1410	Kit - Tube	87 6 1
92-5693	Bracket - Bulkhead	83 8 1	93-1412	Asm-Reel Motor	93 * 1
92-5694	Asm-Hose	81 15 1	93-1413	Kit - Seal Repair	93 * 1
92-5694	Asm-Hose	82 15 1	93-1420	Tray - Battery	20 41 1
92-5694	Hose - Hydraulic	7 35 1	93-1430	Drive - Fan	47 2 1
92-5696	Fitting - Hydraulic 90°	83 25 2	93-1432	Valve - Lift Control	11 15 1
92-5698	Hose - Hydraulic	45 7 1	93-1434	Cluster - Warning Lights	5 1 1
92-5698	Hose - Hydraulic	83 12 1	93-1435	Cluster - Warning Lights	5 2 1
92-6050	Guard - Hose	27 5 1	93-2048	Cap - Overflow Tank	21 23 1
92-6051	Bracket - Bumper	27 2 2	93-2049	Tank - Overflow	21 21 1
92-6052	Bumper	27 4 1	93-3102	Cap - Fuel	24 17 1
92-6057	Hydraulic Cylinder Assembly	41 12 1	93-3190	Boot - Terminal Insulator	91 6 1
92-6058	Fitting (Model 03706)	35 14 4	93-5986	Asm - Cover	22 4 1
92-6058	Fitting (Model 03707)	35 14 2	93-6668	Decal - Battery	20 42 1
92-6058	Fitting - Long	76 20 1	93-6680	Decal - Diesel Fuel	18 11 1
92-6059	Plug - Button	7 6 5	93-6681	Decal - Fan	20 45 1
92-6059	Plug - Button	25 45 12	93-7252	Decal - CE Mark	4 33 1
92-6060	Strip - Sealing	18 39 1	93-7276	Decal - Danger	20 43 1
92-6062	Foam - Radiator Seal	20 13 1	93-7331	Decal	32 32 1
92-6064	R-Clamp	24 14 4	93-7331	Decal	33 52 1
92-6069	Shield - Exhaust	24 27 1	93-7480	Bulb - LED	8 23 1
92-6075	Bolt	43 8 4	93-7485	Filter Assembly	21 3 1
92-6086	Screen - Rear	18 6 1	93-7768	Coupling	12 53 1
92-9200	Cover	16 18 1	93-8067	Decal - Hydraulic Oil	16 23 1
92-9202	Asm-Tube	82 3 2	93-9162	Filter - Primary	22 3 1
92-9202	Tube Assembly	81 3 2	93-9163	Filter - Safety	22 6 1
92-9220	Valve - Steering	4 6 1	93-9164	Indicator	22 1 1
92-9221	Cable - Spring	9 28 1	93-9397	Decal - Ground Speed	4 20 1

\*Not Illustrated

# TORO PART NUMBER INDEX (Cont.)

Part No.	Description	Pg. No.	Ref. No.	Qty.	Part No.	Description	Pg. No.	Ref. No.	Qty.
93-9399	Decal - Noise	4	5	1	98-1293	Bracket	19	54	1
93-9400	Decal - Towing	29	15	1	98-3808	Column - Steering	4	4	1
93-9402	Panel - Side, Control	9	30	1	98-3815	Harness - Wiring Main	91	17	1
93-9404	Decal - Coolant	18	1	1	98-3816	Harness - Wiring Gauges	91	7	1
93-9405	Decal - Tire Pressure	25	17	2	98-3817	Kit - Solenoid	47	29	1
93-9406	Decal - Hyd. Fill	7	20	1	98-3818	Fitting - Union	47	31	1
93-9407	Decal - Lift Lever	7	26	1	98-3819	Harness - Wire	5	18	1
93-9408	Decal - Warning	7	32	1	98-3822	Decal - RM4000D	18	31	2
93-9409	Decal - Latch	3	6	1	98-3824	Switch - Temperature	47	20	1
93-9425	Decal - Danger	7	31	1	98-3825	Switch - Temperature	47	21	1
93-9427	Decal - 5 Blade Clip	4	34	1	98-3827	Guard - Fan	20	46	1
94-1348	Hose - Fuel	24	55	1	98-3829	Panel - Instrument	8	11	1
94-1348	Hose - Tank, Recovery	21	24	1	98-3830	Plate - Face, Instrument	8	3	1
94-1414	Valve - Vacuator	22	5	1	98-3843	Kit - Tube	81	29	1
94-1416	Adapter Asm. - Indicator	21	2	1	98-3843	Kit - Tube	82	29	1
94-1416	Asm - Adapter	22	7	1	98-3844	Tube - Breather	7	16	1
94-3500	Wheel - Steering	4	3	1	98-3845	Joint - Ball, Rod End	10	3	2
94-8025	O-Ring	23	3	1	98-3846	Washer - Wave	10	6	1
94-8026	Vent Assembly	23	12	1	98-7066	Bracket - Dampener	46	26	1
94-8027	O-Ring	23	10	1	98-7400	Asm-Hose	88	18	1
94-8028	O-Ring	23	11	1	98-7400	Asm-Hose	89	18	1
94-8200	Mount - Engine, Rubber	46	18	2	98-7401	Asm-Hose	88	27	1
94-8226	Mount - Air Cleaner	18	49	1	98-7401	Asm-Hose	89	27	1
94-8241	Canopy - Center	18	43	1	98-7402	Asm-Hose	88	39	1
94-8258	Foam - Strip	24	53	2	98-7402	Asm-Hose	89	39	1
94-8265	Kit - Metering	15	*	1	98-7403	Asm-Hose	88	16	4
94-8268	Chassis	25	29	1	98-7403	Asm-Hose	89	16	4
94-8270	Bolt - Shoulder	24	50	4	98-7404	Asm-Hose	88	11	2
94-8271	Hose - Hydraulic	41	7	2	98-7404	Asm-Hose	89	11	2
94-8271	Hose - Hydraulic	45	14	2	98-7405	Asm-Hose	86	35	1
94-8272	Hose - Hydraulic	45	12	2	98-7405	Asm-Hose	87	35	1
94-8272	Hose - Hydraulic	42	48	2	98-7406	Asm-Hose	86	23	1
94-8275	Hydraulic Tube Assembly	45	21	1	98-7406	Asm-Hose	87	23	1
94-8276	Hydraulic Tube Assembly	45	19	1	98-7407	Asm-Hose	86	30	1
94-8277	Bracket - Bulkhead	45	17	1	98-7407	Asm-Hose	87	30	1
94-8278	Hydraulic Tube Assembly	45	18	1	98-7408	Asm-Hose	86	19	1
94-8288	Switch	5	11	2	98-7408	Asm-Hose	87	19	1
94-9952	Nut - Hex.	4	2	1	98-7409	Asm-Hose	87	29	2
95-0645	Plate - Hot Surface	25	9	1	98-7409	Asm-Hose	86	29	2
95-4395	Engine - Diesel	47	22	1	98-7410	Asm-Hose	86	27	1
95-6050	Pin - Dowel	78	11	2	98-7410	Asm-Hose	87	27	1
98-1200	Spacer	46	2	2	98-7411	Asm-Hose	86	25	1
98-1204	Bracket - Engine, RH Rear	46	1	1	98-7411	Asm-Hose	87	25	1
98-1205	Bracket - Engine, LH Rear	46	3	1	98-7412	Asm-Hose	86	33	1
98-1206	Bracket - Front LH	46	34	1	98-7412	Asm-Hose	87	33	1
98-1207	Bracket - Front RH	46	37	1	98-7413	Asm-Hose	86	4	1
98-1209	Lever Pump	1	28	1	98-7413	Asm-Hose	87	4	1
98-1210	Spacer - Coupling	46	20	1	98-7414	Asm-Hose	81	16	1
98-1211	Plate - Pump Adapter	46	25	1	98-7414	Asm-Hose	82	16	1
98-1212	Pin - Pump, Plate	46	22	2	98-7414	Hose - Hydraulic	38	35	1
98-1213	Bolt - Shoulder	46	16	2	98-7415	Asm-Hose	81	11	1
98-1214	Hose - Radiator Upper	20	7	1	98-7415	Asm-Hose	82	11	1
98-1215	Hose - Radiator Lower	20	3	1	98-7415	Hose - Hydraulic	38	37	1
98-1230	Tube - Exhaust	25	8	1	98-7416	Asm-Hose	81	16	1
98-1231	Tube - Upper	26	48	1	98-7416	Asm-Hose	82	16	1
98-1234	Hose - Intake	21	6	1	98-7417	Plate-Element	52	1	1
98-1234	Hose - Intake	20	25	1	98-7418	Plate-Element	52	2	1
98-1239	Bracket - Fuel	21	9	1	98-7419	Element-Breather	52	3	1
98-1242	Spacer - Fan	47	3	1	98-7420	Oil Shield-Breather	52	4	1
98-1246	Bracket	25	46	1	98-7421	Screw	52	5	2
98-1250	Shroud - Fan	20	24	1	98-7422	Joint-Breather Pipe	52	6	1
98-1256	Plate - Welded	10	7	1	98-7423	Pipe-Breather	52	7	1
98-1257	Lever - Welded	10	19	1	98-7424	Clamp-Pipe	52	8	1
98-1261	Rod - Throttle	10	4	1	98-7425	Cover-Cylinder Head	52	9	1
98-1262	Kit - Tube	81	30	1	98-7426	Gasket-Head Cover	52	10	1
98-1262	Kit - Tube	82	30	1	98-7427	Nut-Cap	52	11	4
98-1281	Fitting - Hydraulic, 90°	35	1	1	98-7428	Gasket	58	5	2
98-1282	Fitting	35	43	2	98-7428	Gasket	52	12	4
98-1293	Bracket	47	33	2	98-7428	Gasket	48	15	1

\*Not Illustrated

# TORO PART NUMBER INDEX (Cont.)

Part No.	Description	Pg. Ref. No. No. Qty.	Part No.	Description	Pg. Ref. No. No. Qty.
98-7429	Plug-Oil Filter	52 13 1	98-7504	Pin-Straight	51 7 2
98-7430	O-Ring	52 14 1	98-7504	Pin-Straight	48 11 2
98-7431	Cartridge-Oil Filter	51 30 1	98-7505	Pin-Straight	48 12 1
98-7432	Gauge-Oil	49 11 1	98-7506	Pin-Pipe	48 13 1
98-7433	Main Bearing Case Asm.	53 1 1	98-7507	Plug	48 14 1
98-7434	Bolt-Bearing Case	53 2 8	98-7508	Camshaft-Fuel	57 2 1
98-7435	Gasket-Bearing Case	53 3 1	98-7509	O-Ring	48 16 1
98-7436	Cover-Bearing Case	53 4 1	98-7509	O-Ring	50 17 1
98-7437	Gasket-Bearing Case Cover	53 5 1	98-7510	Cock-Drain	48 17 1
98-7438	Bolt	53 6 8	98-7511	Joint-Drain Cock	48 18 1
98-7439	Bolt	53 7 8	98-7512	Oil Pump Assembly	48 19 1
98-7439	Bolt	72 7 2	98-7513	Gasket-Oil Pump	48 20 1
98-7440	Seal-Oil	53 8 1	98-7514	Bolt	48 21 4
98-7441	Main Bearing Case Asm.	53 9 1	98-7515	Washer-Spring	61 7 2
98-7442	Main Bearing Case Asm.	53 10 1	98-7515	Washer-Spring	62 16 2
98-7443	Main Bearing Case Asm.	53 11 1	98-7515	Washer-Spring	48 22 4
98-7444	Bolt-Bearing Case	53 12 3	98-7515	Washer-Spring	51 29 4
98-7445	Tappet	54 1 8	98-7516	Gear-Oil Pump Drive	48 23 1
98-7446	Push Rod	54 2 8	98-7517	Key-Feather	48 24 1
98-7447	Camshaft Assembly	54 3 1	98-7518	Nut-Flange	48 25 1
98-7448	Camshaft	54 4 1	98-7519	Plug	48 *26 1
98-7449	Screw-Set	54 5 1	98-7520	Oil Pan	49 1 1
98-7450	Gear-Camshaft	54 6 1	98-7521	Gasket	49 2 1
98-7451	Key - Feather	66 12 1	98-7522	Bolt-Flange	49 3 24
98-7451	Key-Feather	54 7 1	98-7523	Plug-Drain	49 4 1
98-7451	Key-Feather	55 13 1	98-7524	Gasket	49 5 1
98-7452	Stopper-Camshaft	54 8 1	98-7525	Filter-Oil	49 6 1
98-7453	Bolt	54 9 2	98-7526	Bolt	50 3 1
98-7453	Bolt	54 16 3	98-7526	Bolt	49 7 1
98-7454	Complete Gear-Idler	54 10 1	98-7527	O-Ring	49 8 1
98-7455	Bushing-Idler Gear	54 11 1	98-7528	Gasket	49 9 1
98-7456	Collar	54 12 1	98-7529	Plug-Drain	49 10 1
98-7457	Collar	54 13 1	98-7530	Hook-Engine	50 1 1
98-7458	Cir-Clip-External	54 14 1	98-7531	Hook-Engine	50 2 1
98-7459	Shaft-Idler Gear	54 15 1	98-7532	Flywheel	56 1 1
98-7460	Piston	55 1 4	98-7533	Stud	50 4 1
98-7461	Piston (+.5mm oversize)	55 1 4	98-7533	Stud	59 5 2
98-7462	Piston Ring Assembly	55 2 4	98-7534	Nut	50 5 1
98-7463	Piston Ring Assembly	55 2 4	98-7534	Nut	59 6 2
98-7464	Pin-Piston	55 3 4	98-7534	Nut	71 7 1
98-7465	Clip-Piston Pin	55 4 8	98-7534	Nut	72 10 2
98-7466	Connecting Rod Assembly	55 5 4	98-7534	Nut	73 12 4
98-7467	Bushing-Piston Pin	55 6 4	98-7535	Washer - Spring	56 7 2
98-7468	Bolt-Connecting Rod	55 7 8	98-7535	Washer - Spring	68 7 1
98-7469	Metal-Crankpin (Std.)	55 8 4	98-7535	Washer - Spring	71 8 2
98-7470	Metal-Crankpin (.2mm)	55 8 4	98-7535	Washer - Spring	72 9 2
98-7471	Metal-Crankpin (.4mm)	55 8 4	98-7535	Washer - Spring	73 13 4
98-7472	Crankshaft	55 9 1	98-7535	Washer-Spring	50 6 1
98-7473	Ball	55 10 4	98-7535	Washer-Spring	59 7 2
98-7474	Sleeve-Crankshaft	55 11 1	98-7535	Washer-Spring	51 15 9
98-7475	Gear-Crankshaft	55 12 1	98-7536	Washer - Plain	73 14 4
98-7476	Slinger-Oil	55 14 1	98-7536	Washer-Plain	50 7 1
98-7477	Collar-Crankshaft	55 15 1	98-7536	Washer-Plain	61 12 2
98-7478	O-Ring	55 16 1	98-7536	Washer-Plain	51 16 1
98-7480	Seal-Oil	55 18 1	98-7537	Complete Cylinder Head	50 8 1
98-7481	Metal-Crankshaft (Std.)	55 19 1	98-7538	Cap-Sealing	50 9 12
98-7482	Metal-Crankshaft (.2mm)	55 19 1	98-7539	Cap-Sealing	50 10 1
98-7483	Metal-Crankshaft (.4mm)	55 19 1	98-7540	Plug	50 11 2
98-7484	Metal-Crankshaft Set	55 20 1	98-7541	Guide-Inlet Valve	50 12 4
98-7485	Crankcase	48 1 1	98-7542	Guide-Exhaust Valve	50 13 4
98-7486	Plug	48 2 2	98-7543	Bolt-Cylinder Head	50 15 18
98-7487	Plug	48 3 6	98-7544	Gasket-Cylinder Head	50 16 1
98-7488	Plug	48 4 2	98-7545	Gear Case Assembly	51 1 1
98-7489	Plug	48 5 3	98-7546	Plug	51 2 2
98-7490	Plug	48 6 1	98-7547	O-Ring	51 3 2
98-7500	Cap-Sealing	48 7 6	98-7548	O-Ring	51 4 1
98-7501	Cap-Sealing	48 8 2	98-7549	O-Ring	51 5 1
98-7502	Pin-Straight	48 9 2	98-7550	Pin-Start Spring	51 6 1
98-7503	Pin-Straight	48 10 2	98-7551	Fuel Camshaft Assembly	57 1 1

\*Not Illustrated

# TORO PART NUMBER INDEX (Cont.)

Part No.	Description	Pg. No.	Ref. No.	Qty.	Part No.	Description	Pg. No.	Ref. No.	Qty.
98-7552	Packing-Gear Case	51	8	1	98-7613	Nut	64	2	4
98-7553	Bolt	51	9	2	98-7614	Jet Start Cock Assembly	59	8	1
98-7554	Bolt	71	6	1	98-7615	Fuel Pipe Assembly	59	9	1
98-7554	Bolt	51	10	5	98-7616	Clip-Pipe	59	10	2
98-7555	Bolt	51	11	1	98-7617	Joint	59	11	1
98-7556	Bolt	51	12	2	98-7619	Plunger-Pump	60	2	4
98-7557	Bolt	51	13	3	98-7620	Valve-Delivery	60	3	4
98-7558	Bolt	51	14	2	98-7621	Spring-Delivery Valve	60	4	4
98-7559	Housing-Flywheel	56	4	1	98-7622	Gasket-Delivery Valve	60	5	4
98-7560	Gear-Ring	56	2	1	98-7623	Holder-Delivery Valve	60	6	4
98-7561	Joint-Pipe	51	17	1	98-7624	Lock Plate Assembly	60	7	2
98-7562	Washer-Plain	51	18	1	98-7625	Tappet Assembly	60	8	4
98-7563	Spring	51	19	1	98-7626	Pin-Tappet Guide	60	9	4
98-7564	Seat-Valve	51	20	1	98-7627	Plate	60	10	2
98-7565	Ball	51	21	1	98-7628	Spring-Plunger	60	11	4
98-7566	Flange-Water Return	51	22	1	98-7629	Seat-Spring Upper	60	12	4
98-7567	Gasket	51	23	1	98-7630	Seat-Spring Lower	60	13	4
98-7568	Bolt	62	14	2	98-7631	Shim	60	14	4
98-7568	Bolt	51	24	3	98-7632	Rack-Control	60	15	1
98-7569	Cover	51	25	1	98-7634	Sleeve-Control	60	18	4
98-7570	Gasket-H/Meter Unit	51	26	1	98-7635	Screw-Follow	60	19	1
98-7571	Stud	62	15	2	98-7636	Gasket	60	20	2
98-7571	Stud	51	27	4	98-7637	O-Ring	60	21	4
98-7572	Nut	66	8	1	98-7638	Lever - Governor, Complete	61	1	1
98-7572	Nut	62	17	2	98-7639	Fork Lever Assembly	61	2	1
98-7572	Nut	51	28	4	98-7640	Shaft-Fork Lever	61	5	1
98-7573	Bolt-Flywheel	56	3	6	98-7641	Bolt-Lever Shaft	61	6	1
98-7574	Gear-Injection Pump	57	4	1	98-7642	Washer - .900mm	64	11	4
98-7575	Key-Feather	57	5	1	98-7643	Holder-Fork Lever	61	8	1
98-7576	Cir-Clip-External	57	6	1	98-7644	Bolt	61	9	1
98-7577	Sleeve-Governor	57	7	1	98-7645	Bolt	61	10	2
98-7578	Cir-Clip-Governor Sleeve	57	8	1	98-7646	Bolt	61	11	1
98-7579	Case-Governor Ball	57	9	1	98-7647	Spring - Nozzle	64	4	4
98-7580	Ball	57	10	39	98-7648	Washer-Plain	61	13	1
98-7581	Cir-Clip	57	11	1	98-7649	Spring-Start	61	14	1
98-7582	Ball	57	12	7	98-7650	Spring-Governor	61	15	1
98-7583	Bearing-Ball	57	13	1	98-7651	Spring-Governor	61	16	1
98-7584	Stopper	57	14	1	98-7652	Bolt-Adjusting	62	1	1
98-7585	Bolt	57	15	2	98-7653	Nut	62	2	1
98-7586	Cover-Fuel Camshaft	57	16	1	98-7654	Gasket	62	3	2
98-7587	Collar	57	17	1	98-7655	Nut-Cap	62	4	1
98-7588	Gasket	57	18	1	98-7656	Cap	62	5	1
98-7589	Cir-Clip-External	57	19	1	98-7657	Lever-Speed Control	62	6	1
98-7590	Bolt	57	20	4	98-7658	Key-Feather	62	7	1
98-7591	Apparatus Assembly	58	1	1	98-7659	O-Ring	62	8	1
98-7592	Bolt-Adjusting	58	2	1	98-7660	Washer-Plain	62	9	1
98-7593	Nut	58	3	1	98-7661	Nut	62	10	2
98-7594	Nut-Cap	58	4	1	98-7662	Collar	62	11	1
98-7595	Bearing-Ball	57	3	1	98-7663	Plate-Speed Control	62	12	1
98-7596	Cap	58	6	1	98-7664	Gasket	62	13	1
98-7597	Lever-Engine Stop Asm.	58	7	1	98-7665	Piece - Distance	64	5	4
98-7598	Cover-Injection Pump	58	8	1	98-7666	Push Rod	64	6	4
98-7599	Shaft-Lever	58	9	1	98-7667	Nut - Nozzle	64	7	4
98-7601	Seal-Oil	58	11	1	98-7668	Washer	64	8	4
98-7602	Pin-Spring	58	12	1	98-7669	Assembly Pipe - Over Flow	63	1	1
98-7603	Spring-Return	58	13	1	98-7670	Assembly Pipe - Over Flow	63	2	1
98-7604	Gasket-Pump Cover	58	14	1	98-7671	Clip - Pipe	63	3	1
98-7605	Bolt	72	11	8	98-7672	Clip - Pipe	63	4	1
98-7605	Bolt	58	15	4	98-7673	Clamp - Cort	63	5	1
98-7606	Injection Pump Assembly	59	1	1	98-7674	Assembly Holder - Nozzle	63	6	4
98-7606	Injection Pump Assembly	60	1	1	98-7675	Piece - Nozzle	63	19	4
98-7607	Shim (.20mm)	59	2	1	98-7676	Gasket	63	7	4
98-7608	Shim (.25mm)	59	2	1	98-7677	Seal	63	8	4
98-7609	Shim-Injection Pump	59	3	1	98-7678	Pipe - Injection	63	9	1
98-7610	Bolt	74	3	3	98-7679	Pipe - Injection	63	10	1
98-7610	Bolt	59	4	4	98-7680	Pipe - Injection	63	11	1
98-7610	Bolt	71	4	2	98-7681	Pipe - Injection	63	12	1
98-7611	Controller - Glow	8	24	1	98-7682	Clamp - Pipe	63	13	3
98-7612	Filter - Fuel	24	54	1	98-7683	Clamp - Pipe	63	14	3

\*Not Illustrated



# TORO PART NUMBER INDEX (Cont.)

Part No.	Description	Pg. Ref. No. No. Qty.	Part No.	Description	Pg. Ref. No. No. Qty.
98-7684	Screw & Washer	63 15 3	98-7753	Roller	69 14 5
98-7685	Plug - Glow	63 16 4	98-7754	Spring	69 15 1
98-7686	Cord - Glow Plug	63 17 1	98-7755	Ball	69 16 1
98-7687	Kit - Holder, Nozzle	63 *18 4	98-7756	Bolt	69 17 2
98-7688	Assembly - Holder, Nozzle	64 1 4	98-7757	O-Ring	69 18 2
98-7689	Assembly - Pump, Fuel	65 1 1	98-7758	Assembly - Bolt	69 19 2
98-7690	Diaphragm - Complete	65 2 1	98-7759	Pipe - Drain	69 20 1
98-7691	Gasket - Fuel Pump	65 3 1	98-7760	Nut - Hex.	69 21 1
98-7692	Bolt	65 4 2	98-7761	Bolt - Through	69 22 2
98-7693	Assembly - Alternator	66 1 1	98-7762	Plug - Glow	70 1 1
98-7693	Assembly - Alternator	67 1 1	98-7763	Washer	70 2 1
98-7694	Bracket - Alternator	66 2 1	98-7764	Switch - Oil	70 3 1
98-7695	Bolt	66 3 1	98-7765	Water Flange - Complete	71 1 1
98-7696	Washer - Plain	66 4 1	98-7766	Pipe - Water Return	71 2 1
98-7697	Bolt	66 5 1	98-7767	Gasket - Water Flange	71 3 1
98-7698	Washer - Plain	66 6 1	98-7769	Stud	71 5 1
98-7699	Washer - Spring	66 7 1	98-7773	Pipe - Water Return	71 9 1
98-7700	Piece - Nozzle	64 9 4	98-7774	Band - Pipe	71 10 2
98-7701	Cover - Belt	66 9 1	98-7775	Cover - Thermostat	71 13 1
98-7702	Pulley - Fan	66 10 1	98-7776	Gasket	71 14 1
98-7702	Pulley - Fan	72 12 1	98-7777	Bolt	71 15 1
98-7703	Pulley - Fan Drive (130mm)	66 11 1	98-7778	Assembly - Thermostat	71 16 1
98-7705	V-Belt	66 13	98-7779	Assembly - Pump, Water	72 1 1
98-7707	Pulley - Alternator	67 2 1	98-7780	Bearing - Ball	72 2 1
98-7708	Nut	67 3 1	98-7781	Impeller - Water Pump	72 3 1
98-7709	Collar	67 4 1	98-7782	Assembly - Seal	72 4 1
98-7710	Rotor	67 5 1	98-7783	Flange - Water Pump	72 5 1
98-7711	Cover - Bearing	67 6 1	98-7784	Gasket - Water Pump	72 6 1
98-7712	Bearing - Ball	67 7 1	98-7786	Stud	72 8 2
98-7713	Washer - Thrust	67 8 1	98-7791	Valve - Inlet	73 1 4
98-7714	Frame - Drive End	67 9 1	98-7792	Valve - Exhaust	73 2 4
98-7715	Plate - Retainer	67 10 1	98-7793	Spring - Valve	73 3 8
98-7716	Screw - Round Head	67 11 4	98-7794	Retainer - Valve Spring	73 4 8
98-7717	Bolt - Through	67 12 2	98-7795	Collet - Valve Spring	73 5 8
98-7718	Bearing - Ball	67 13 1	98-7796	Seal - Valve Stem	73 6 8
98-7719	Frame - End	67 14 1	98-7797	Cap - Valve	73 7 8
98-7720	Cover - End	67 15 1	98-7798	Assembly - Shaft	73 8 1
98-7721	Assembly - Rectifier	67 16 1	98-7799	Screw - Set	73 9 2
98-7722	Bush - Insulation	67 17 1	98-7800	Bracket - Rocker Arm	73 10 4
98-7723	Holder - Brush	67 18 1	98-7801	Stud	73 11 4
98-7724	Brush	67 19 2	98-7802	Gasket - Exhaust Manifold	75 1 1
98-7725	Spring - Brush	67 20 2	98-7803	Gasket - Exhaust Manifold	75 5 1
98-7726	Screw - Round Head	67 21 2	98-7805	Pin - Spring	73 15 1
98-7727	Screw - Round Head	67 22 6	98-7806	Washer	73 16 2
98-7728	Screw - Round Head	67 23 1	98-7807	Spring - Rocker Arm	73 17 3
98-7729	Bolt	67 24 3	98-7808	Cir-clip - External	73 18 2
98-7730	Nut	67 25 2	98-7809	Assembly - Rocker Arm	73 19 8
98-7731	Bolt	67 26 2	98-7810	Screw - Adjusting	73 20 8
98-7732	Nut	67 27 1	98-7811	Nut	73 21 8
98-7733	Assembly - Regulator	67 28 1	98-7812	Manifold - Inlet	74 1 1
98-7734	Assembly - Starter	68 1 1	98-7813	Gasket - In, Manifold	74 2 1
98-7734	Assembly - Starter	69 1 1	98-7815	Manifold - Exhaust	75 2 1
98-7735	Stud	68 2 1	98-7817	Gasket - Muffler	26 47 3
98-7736	Bolt	68 3 1	98-7824	Swivel - Control	47 51 1
98-7737	Nut	68 4 1	98-7841	Washer - .925mm	64 11 4
98-7738	Washer - Spring	68 5 1	98-7842	Washer - .950mm	64 11 4
98-7739	Nut	68 6 1	98-7843	Washer - .975mm	64 11 4
98-7741	Assembly - Yoke	69 2 1	98-7844	Washer - 1.000mm	64 11 4
98-7742	Assembly - Armature	69 3 1	98-7845	Washer - 1.025mm	64 11 4
98-7743	Bearing	69 4 1	98-7846	Washer - 1.050mm	64 11 4
98-7744	Bearing	69 5 1	98-7847	Washer - 1.075mm	64 11 4
98-7745	Clutch - Over Running	69 6 1	98-7848	Washer - 1.100mm	64 11 4
98-7746	Frame - Drive End	69 7 1	98-7849	Washer - 1.125mm	64 11 4
98-7747	Assembly - Switch	69 8 1	98-7850	Washer - 1.150mm	64 11 4
98-7748	Frame - End	69 9 1	98-7851	Washer - 1.175mm	64 11 4
98-7749	Assembly - Holder, Brush	69 10 1	98-7852	Washer - 1.200mm	64 11 4
98-7750	Spring - Brush	69 11 4	98-7853	Washer - 1.225mm	64 11 4
98-7751	Gear	69 12 1	98-7854	Washer - 1.250mm	64 11 4
98-7752	Retainer	69 13 1	98-7855	Washer - 1.275mm	64 11 4

\*Not Illustrated

# TORO PART NUMBER INDEX (Cont.)

Part No.	Description	Pg. No.	Ref. No.	Qty.	Part No.	Description	Pg. No.	Ref. No.	Qty.
98-7856	Washer - 1.300mm	64	11	4	237-22	Seal - O-Ring	45	2	9
98-7857	Washer - 1.325mm	64	11	4	237-22	Seal - O-Ring	83	4	7
98-7858	Washer - 1.350mm	64	11	4	237-22	Seal - O-Ring	41	10	4
98-7859	Washer - 1.375mm	64	11	4	237-30	O-Ring	76	23	1
98-7860	Washer - 1.400mm	64	11	4	237-30	O-Ring	76	35	1
98-7861	Washer - 1.425mm	64	11	4	237-30	O-Ring	86	39	1
98-7862	Washer - 1.450mm	64	11	4	237-30	O-Ring	81	50	1
98-7863	Washer - 1.475mm	64	11	4	237-42	O-Ring	86	1	7
98-7864	Washer - 1.500mm	64	11	4	237-42	O-Ring	76	3	1
98-7865	Washer - 1.525mm	64	11	4	237-42	O-Ring	35	8	2
98-7866	Washer - 1.550mm	64	11	4	237-42	O-Ring	93	16	2
98-7867	Washer - 1.575mm	64	11	4	237-42	O-Ring	32	25	2
98-7868	Washer - 1.600mm	64	11	4	237-42	O-Ring	11	32	11
98-7869	Washer - 1.625mm	64	11	4	237-42	O-Ring	12	61	1
98-7870	Stud	75	4	8	237-42	O-Ring SAE	33	36	3
98-7870	Washer - 1.650mm	64	11	4	237-42	Seal - O-Ring	85	7	4
98-7871	Nut	75	3	8	237-42	Seal - O-Ring	83	28	1
98-7871	Washer - 1.675mm	64	11	4	237-58	O-Ring	35	15	4
98-7872	Washer - 1.700mm	64	11	4	237-58	O-Ring	76	21	3
98-7873	Washer - 1.725mm	64	11	4	237-58	Seal - O-Ring	83	22	8
98-7874	Washer - 1.750mm	64	11	4	237-65	O-Ring	30	2	3
98-7875	Washer - 1.775mm	64	11	4	237-65	O-Ring	88	3	26
98-7876	Washer - 1.800mm	64	11	4	237-65	O-Ring	33	4	9
98-7877	Washer - 1.825mm	64	11	4	237-65	O-Ring	76	7	1
98-7878	Washer - 1.850mm	64	11	4	237-65	O-Ring	7	17	1
98-7879	Nut - Crankshaft	55	17	1	237-65	O-Ring	11	45	9
98-7879	Washer - 1.875mm	64	11	4	237-65	Seal - O-Ring	83	1	4
98-7880	Washer - 1.900mm	64	11	4	237-65	Seal - O-Ring	41	6	4
98-7881	Washer - 1.925mm	64	11	4	237-65	Seal - O-Ring	45	20	2
98-7882	Washer - 1.950mm	64	11	4	237-65	Seal - O-Ring	45	23	8
98-7883	Cover	56	5	1	237-78	O-Ring	11	27	1
98-7884	Bolt	56	6	2	237-78	O-Ring	38	40	2
98-7885	Bolt	56	8	11	237-78	Seal - O-Ring	41	2	4
98-7886	Gasket - Cover	56	10	1	237-78	Seal - O-Ring	83	32	1
98-7890	Shield - Exhaust	25	10	1	237-79	O-Ring	4	7	4
98-7893	Hose - Fuel	21	10	1	237-79	O-Ring	76	25	3
98-7894	Hose - Fuel	21	12	1	237-79	O-Ring	7	36	1
98-7895	Hose - Overflow	20	6	1	237-79	O-Ring	12	58	2
98-7896	Trim - Lock	21	25	1	237-79	Seal - O-Ring	83	16	3
98-9339	Gauge - Fuel	8	6	1	237-80	O-Ring	30	4	3
217-116	Rim	38	14	2	237-80	O-Ring	86	14	1
217-116	Rim	41	28	2	237-80	O-Ring	76	37	1
218-461	Nut - Switch	8	15	1	237-80	O-Ring	11	43	9
218-498	Nut - Hex.	5	12	2	237-80	O-Ring	7	46	1
218-498	Nut - Hex.	8	13	1	237-80	O-Ring SAE	33	6	6
218-533	Lens - Red	8	10	2	237-80	Seal - O-Ring	41	3	4
218-535	Nut - Hex.	8	20	1	237-80	Seal - O-Ring	83	26	2
218-536	Washer - Lock	8	14	1	237-81	O-Ring	88	1	10
219-17	Bulb - Warning Light	5	*	8	237-81	O-Ring	76	9	3
2112-6	Clamp - Muffler	26	54	2	237-81	O-Ring	35	13	4
2116-3	Joint - Ball LH	41	*	1	237-100	Grommet	91	4	1
2116-3	Joint - Ball, L.H.	38	*	1	237-114	O-Ring	79	45	2
2116-4	Joint - Ball RH	38	23	1	237-118	O-Ring	36	4	2
2116-4	Joint - Ball RH	41	34	1	237-123	O-Ring	9	25	2
232-27	Stem - Valve	38	19	2	237-123	O-Ring	11	39	1
232-27	Valve - Stem	41	32	2	237-141	Grommet	18	27	4
233-10	Knob	11	19	1	237-146	O-Ring	76	29	1
233-25	Knob	9	15	1	237-156	Seal - O-Ring	85	9	8
233-39	Knob	11	1	3	240-9	Grommet	47	34	3
237-22	O-Ring	86	3	31	240-9	Grommet	24	45	2
237-22	O-Ring	35	6	7	240-9	Grommet	19	55	2
237-22	O-Ring	4	9	4	240-11	Grommet	24	29	2
237-22	O-Ring	81	12	20	2410-18	Plug	94	2	1
237-22	O-Ring	76	18	6	2411-44	Rod End - Ball Joint	2	52	1
237-22	O-Ring	32	27	2	2412-7	Asm-Clamp	38	25	2
237-22	O-Ring	11	30	15	2412-7	Clamp Assembly	41	36	2
237-22	O-Ring	33	38	3	2412-31	Clip - Cable	10	14	1
237-22	O-Ring	38	38	2	2412-42	Clamp - Hose	24	19	2
237-22	O-Ring	7	39	2	2412-42	Clamp - Hose	20	26	1

\*Not Illustrated

# TORO PART NUMBER INDEX (Cont.)

Part No.	Description	Pg. Ref. No. No. Qty.	Part No.	Description	Pg. Ref. No. No. Qty.
2412-74	R-Clamp	92 7 1	323-7	Screw - HH	32 4 2
2412-83	R-Clamp	47 35 2	323-7	Screw - HH	21 19 2
2412-92	Clamp	81 18 2	323-8	Screw - HH	4 23 4
2412-92	Clamp - Hose	20 4 4	323-9	Screw - Cap Hex. Hd.	27 7 4
2412-102	R-Clamp	16 34 2	323-9	Screw - HH	25 12 2
2412-106	Clamp - R	7 2 2	323-9	Screw - HH	20 37 1
2412-108	Clamp - Hose	24 3 5	323-11	Screw - HH	46 4 4
2412-108	Clamp - Hose	21 13 2	323-11	Screw - HH	46 19 4
2412-108	Clamp - Hose	47 30 6	323-14	Screw - HH	32 20 2
2412-109	Clip	91 3 2	323-14	Screw - HH	33 56 3
2412-125	Clamp - Hose	21 5 1	323-18	Screw - HH	35 16 4
2412-131	Clamp-R	91 21 3	323-20	Screw - HH	35 27 4
2412-132	Clamp	25 13 1	324-5	Screw - Cap Hex. Hd.	28 4 2
252-66	Bearing - Thrust	36 15 1	324-9	Screw - Cap Hex. Hd.	41 37 2
252-71	Race - Thrust	36 14 1	325-2	Screw - HH	29 22 2
254-72	Cup - Bearing, Outer	38 10 2	325-5	Bolt	76 17 2
254-92	Cone - Bearing, Outer	38 11 2	325-7	Screw - HH	32 11 1
254-106	Cone - Bearing Inner	38 21 2	325-8	Screw - HH	2 50 1
254-107	Cup - Bearing Inner	38 20 2	325-9	Screw - HH	1 12 1
256-252	Bearing - Oil Flanged	10 18 2	325-12	Screw - Cap Hex. Hd.	28 14 6
256-304	Washer - Thrust	38 4 4	325-17	Screw - HH	32 3 2
256-304	Washer - Thrust	41 21 2	325-34	Screw - HH	33 25 6
281-2	Plug Pipe	20 8 1	325-34	Screw - HH	32 34 4
283-67	Pin - Clevis	35 38 4	327-3	Screw - HH	35 20 16
302-5	Fitting - Grease	41 9 3	3213-2	Bolt	76 14 4
302-5	Fitting - Grease	29 16 2	3213-20	Screw - HH	46 28 2
302-5	Fitting - Grease	33 20 3	3217-5	Nut - Hex.	10 16 1
302-5	Fitting - Grease	38 44 2	3217-5	Nut - Hex.	12 78 2
302-11	Fitting - Grease	42 44 1	3217-6	Nut - Hex.	83 37 5
302-11	Fitting - Grease	39 49 1	3217-6	Nut - Hex.	30 8 2
302-33	Fitting - Grease	38 24 2	3217-6	Nut - Hex.	9 16 4
302-33	Fitting - Grease	41 35 2	3217-6	Nut - Hex.	11 24 5
302-66	Fitting - Grease	13 24 1	3217-6	Nut - Hex.	9 41 2
304-46	Valve - Drain	20 35 1	3217-6	Nut - Hex.	33 54 4
321-2	Screw - HH	24 26 9	3217-9	Nut - Hex.	1 16 2
321-2	Screw - HH	18 47 4	3217-25	Nut - Hex.	8 5 2
321-3	Screw - HH	19 51 4	3217-29	Nut - Hex.	1 31 2
321-3	Screw - HH	12 73 2	3218-2	Nut - Jam	2 66 1
321-4	Screw - HH	92 6 1	3219-5	Nut - Hex.	1 20 1
321-4	Screw - HH	10 8 1	3219-5	Nut - Hex.	35 23 18
321-5	Screw - HH	7 1 2	3220-1	Nut - Hex.	10 20 2
321-9	Screw - HH	26 49 2	3220-7	Nut - Jam	38 17 2
321-11	Screw - HH	12 71 2	3231-25	Bolt - Carriage	27 3 12
321-14	Screw - HH	88 23 4	3234-4	Screw - Hex. Flange Hd.	24 38 1
321-24	Screw - HH	7 45 2	3234-5	Screw - Flange Hex. Hd.	16 2 6
322-2	Screw - HH	47 5 8	3234-5	Screw - Flange Hex. Hd.	2 69 4
322-2	Screw - HH	29 18 2	3234-11	Screw - Hex. Flange Hd.	20 18 2
322-3	Screw - Cap Hex. Hd.	83 33 3	3234-12	Screw - Hex. Flange Hd.	38 1 2
322-3	Screw - HH	20 1 2	3234-12	Screw - Hex. Flange Hd.	41 18 2
322-3	Screw - HH	35 2 4	3234-13	Screw - Hex. Flange Hd.	18 13 5
322-3	Screw - HH	24 15 4	3234-13	Screw - Taptite	24 44 2
322-3	Screw - HH	18 24 1	3234-17	Screw - Hex. Flange Hd.	24 49 2
322-4	Screw - HH	18 44 4	3246-17	Screw - Set	93 10 2
322-5	Screw - HH	46 5 4	3247-10	Screw - Set	35 22 4
322-5	Screw - HH	18 15 4	3250-25	Screw - Pan Hd.	18 20 4
322-6	Screw - Cap Hex. Hd.	84 41 1	3250-31	Screw - Pan Hd.	18 25 8
322-6	Screw - HH	9 29 2	3250-36	Screw - Phil. Hd.	7 52 2
322-6	Screw - HH	16 33 4	3250-40	Screw - Slotted Pan Head	1 27 2
322-6	Screw - HH	20 47 4	3250-45	Screw - Pan Hd.	18 48 2
322-6	Screw - HH	2 65 1	3251-1	Screw - Pan Hd.	5 9 1
322-7	Screw - HH	25 15 3	3251-4	Screw - Pan Hd.	5 7 4
322-9	Screw - HH	11 29 1	3253-2	Washer - Lock	5 17 1
322-12	Screw - HH	33 1 4	3253-2	Washer - Lock	18 21 4
322-12	Screw - HH	30 1 2	3253-3	Washer - Lock	10 15 1
322-12	Screw - HH	11 7 4	3253-3	Washer - Lock	18 46 4
323-4	Screw - Cap Hex. Hd.	45 4 2	3253-3	Washer - Lock	12 75 2
323-5	Screw - HH	9 14 3	3253-4	Washer - Lock	20 2 6
323-5	Screw - HH	24 31 2	3253-4	Washer - Lock	35 3 4
323-6	Screw - HH	33 11 2	3253-4	Washer - Lock	30 7 2

\*Not Illustrated

# TORO PART NUMBER INDEX (Cont.)

Part No.	Description	Pg. No.	Ref. No.	Qty.	Part No.	Description	Pg. No.	Ref. No.	Qty.
3253-4	Washer - Lock	47	7	8	3256-78	Washer - Plain	24	52	4
3253-4	Washer - Lock	11	14	5	3272-1	Pin - Cotter	11	22	8
3253-4	Washer - Lock	29	19	2	3272-2	Pin - Cotter	47	47	1
3253-4	Washer - Lock	83	34	7	3272-6	Pin - Cotter	35	35	4
3253-4	Washer - Lock	33	53	6	3272-11	Pin - Cotter	16	4	2
3253-5	Washer - Lock	35	17	4	3272-12	Pin - Cotter	41	14	4
3253-5	Washer - Lock	4	22	4	3272-12	Pin - Cotter	38	29	4
3253-5	Washer - Lock	1	33	2	3272-13	Pin - Cotter	38	15	2
3253-5	Washer - Lock	9	37	3	3272-13	Pin - Cotter	41	31	2
3253-5	Washer - Lock	33	50	2	3274-5	Screw - Socket Hd.	41	42	8
3253-7	Washer	35	19	18	3274-7	Screw - Socket Head	1	32	2
3253-7	Washer - Lock	76	13	6	3274-68	Screw - Hex. Button Hd.	4	28	4
3253-7	Washer - Lock	29	23	2	3274-68	Screw - Mach.	8	2	3
3253-7	Washer - Lock	46	27	2	3274-89	Screw - Socket Head	1	25	1
3253-8	Washer - Lock	35	41	16	3285-11	Pin - Roll	33	39	3
3253-15	Washer - Lock	16	7	6	3285-11	Pin - Spirol	29	10	2
3253-15	Washer - Lock	24	7	5	3289-25	Screw - Socket Flat Hd.	28	16	4
3253-19	Washer - Lock	13	13	2	3289-25	Screw - Socket Flat Hd.	25	42	4
3253-21	Washer - Lock	45	5	2	3290-250	Pin - Hair, Cotter	16	6	2
3253-21	Washer - Lock	21	18	2	3290-271	Rivet - Pop	25	7	2
3254-5	Washer - Lock	8	16	1	3290-271	Rivet - Pop	20	28	2
3254-21	Washer - Lock, Int. Tooth	88	47	2	3290-355	Clip - Retaining	16	1	1
3255-8	Washer - Lock	47	26	1	3290-355	Pin - Hair Cotter	18	8	2
3255-20	Washer - Lock, Ext. Tooth	8	4	2	3290-357	Nut - Lock	32	8	2
3255-24	Washer - Lock	1	30	2	3290-378	Cable - Tie	9	38	1
3256-3	Washer	33	12	2	3290-378	Tie - Cable	84	*	1
3256-3	Washer - Flat	9	18	3	3290-378	Tie - Cable	91	1	29
3256-3	Washer - Flat	35	40	4	3290-379	Tie - Cable	91	2	5
3256-3	Washer - Flat	18	45	4	3290-482	Washer - Spring	2	73	2
3256-3	Washer - Flat	7	53	2	3290-483	Washer	1	11	3
3256-3	Washer - Flat	2	68	1	3296-2	Nut - Hex.	5	16	2
3256-7	Washer - Flat	25	4	4	3296-2	Nut - Hex. Lock	47	39	2
3256-13	Washer - Flat	13	20	2	3296-2	Nut - Lock	92	4	4
3256-16	Washer - Flat	3	14	3	3296-8	Nut - Lock	88	19	4
3256-16	Washer - Flat	88	20	4	3296-8	Nut - Lock	12	68	2
3256-22	Washer - Flat	10	2	5	3296-12	Nut - Lock	24	33	4
3256-22	Washer - Flat	7	49	14	3296-13	Nut - Lock	10	1	2
3256-22	Washer - Flat	19	52	2	3296-19	Nut - Lock	2	37	1
3256-22	Washer - Flat	12	70	2	3296-23	Nut - Lock	32	5	2
3256-23	Washer	33	7	4	3296-23	Nut - Lock	33	13	6
3256-23	Washer - Flat	30	6	2	3296-23	Nut - Lock	28	15	10
3256-23	Washer - Flat	11	13	5	3296-23	Nut - Lock	41	33	8
3256-23	Washer - Flat	18	19	2	3296-23	Nut - Lock	25	44	4
3256-23	Washer - Flat	83	35	11	3296-25	Nut - Lock	2	55	1
3256-23	Washer - Flat	9	39	8	3296-27	Nut - Hex.	18	29	8
3256-23	Washer - Flat	24	48	2	3296-29	Nut - Lock	24	13	6
3256-24	Washer	2	34	2	3296-29	Nut - Lock	18	14	9
3256-24	Washer	20	38	1	3296-29	Nut - Lock	83	36	2
3256-24	Washer - Flat	27	6	4	3296-29	Nut - Lock	25	39	5
3256-24	Washer - Flat	10	9	2	3296-29	Nut - Lock	2	67	1
3256-24	Washer - Flat	21	17	2	3296-39	Nut - Hex. Lock	21	8	2
3256-24	Washer - Flat	20	21	4	3296-39	Nut - Lock	27	1	12
3256-24	Washer - Flat	4	21	4	3296-39	Nut - Lock	20	22	2
3256-24	Washer - Flat	16	35	4	3296-39	Nut - Lock	35	33	4
3256-24	Washer - Flat	25	40	2	3296-39	Nut - Lock	32	37	2
3256-24	Washer - Flat	12	76	2	3296-39	Nut - Lock	33	55	3
3256-25	Washer - Flat	28	2	6	3296-42	Nut - Hex. Lock	92	2	1
3256-26	Washer - Flat	46	11	2	3296-42	Nut - Hex. Lock	18	50	6
3256-26	Washer - Flat	76	12	6	3296-42	Nut - Lock	7	4	4
3256-26	Washer - Flat	28	13	12	3296-42	Nut - Lock	8	22	4
3256-26	Washer - Flat	32	16	2	3296-42	Nut - Lock	4	30	4
3256-26	Washer - Flat	2	51	1	3296-42	Nut - Lock	9	46	1
3256-26	Washer - Flat	33	51	3	3296-48	Nut - Lock	28	1	2
3256-51	Washer - Flat	18	28	8	3296-49	Nut - Lock	41	17	1
3256-51	Washer - Flat	24	46	4	3296-49	Nut - Lock	38	32	1
3256-56	Washer - Flat	32	9	2	3296-56	Nut - Lock	18	16	1
3256-56	Washer - Flat	33	57	3	3296-56	Nut - Lock	24	41	7
3256-68	Washer	30	10	A/R	32103-3	Nut - Wing	94	4	1
3256-71	Washer - Flat	20	23	4	32105-12	Screw - HH	5	14	2

\*Not Illustrated

# TORO PART NUMBER INDEX (Cont.)

Part No.	Description	Pg. Ref.			Part No.	Description	Pg. Ref.		
		No.	No.	Qty.			No.	No.	Qty.
32105-13	Screw - HH	92	5	4	340-18	Fitting	4	8	4
32105-13	Screw - HH	47	38	2	340-22	Fitting - Tee	33	3	2
32121-44	Pin - Roll	40	16	1	340-23	Fitting - Hydraulic Cross	81	20	1
32121-44	Pin - Roll	44	18	1	340-54	Fitting - Hydraulic 45°	42	56	1
32121-118	Pin - Roll	11	26	3	340-54	Fitting - Hydraulic 45°	41	4	2
32122-24	Screw - Truss Hd.	24	6	5	340-54	Fitting - Hydraulic, 45°	39	51	1
32122-54	Screw - Mach. Slot. Hd.	94	1	1	340-62	Kit - Flange	76	11	1
32128-20	Nut - Flange	2	64	4	340-64	O-Ring	9	31	1
32128-20	Nut - Hex.	16	27	10	340-64	O-Ring	11	37	1
32128-20	Nut - Lock	46	7	4	340-65	O-Ring	9	27	1
32128-21	Nut - Lock	46	14	4	340-65	O-Ring	81	43	1
32128-33	Nut - Lock, Flange Hd.	24	28	3	340-68	Fitting - Hydraulic Tee	86	24	3
32128-43	Nut - Lock	46	10	2	340-68	Fitting - Hydraulic Tee	81	26	1
32136-2	Nut - Castle	38	30	2	340-69	Fitting - Hydraulic Bulkhead	83	5	1
32136-2	Nut - Castle	41	40	2	340-69	Fitting - Hydraulic Bulkhead	81	13	2
32136-13	Nut - Castle	41	13	2	340-70	Nut - Bulkhead	45	9	3
32136-13	Nut - Castle	38	31	2	340-70	Nut - Bulkhead	83	10	1
32144-1	Screw - Hex. Hd.	24	47	4	340-70	Nut - Bulkhead	81	31	4
32144-19	Screw - HH	5	13	4	340-70	Nut - Bulkhead	86	38	8
32144-107	Screw - HH	16	14	6	340-71	Fitting - Hydraulic	81	54	1
32146-7	Nut - Lock	41	39	2	340-71	Fitting - Hydraulic Bulkhead	45	3	2
32148-6	Insert - Threaded	7	8	4	340-71	Fitting - Hydraulic Straight	86	26	4
32148-9	Insert - Threaded	20	40	1	340-72	Fitting - Hydraulic 90°	88	17	4
32148-9	Nut - Insert	24	25	2	340-74	Nut - Bulkhead	83	11	2
32151-10	Ring - Retaining	38	3	2	340-74	Nut - Bulkhead	45	16	6
32151-10	Ring - Retaining	41	20	2	340-74	Nut - Bulkhead	88	45	8
32151-13	Ring - Retaining	36	9	1	340-76	Fitting - Adapter	88	28	3
32151-29	Ring - Retaining	36	13	2	340-76	Fitting - Hydraulic Bulkhead	45	22	4
32151-72	Ring - Retaining	7	54	2	340-77	Fitting	33	37	3
33024-00	Nut - Hex.	1	14	2	340-77	Fitting - Hydraulic 90°	86	2	4
33094-00	Washer - Flat	2	74	2	340-80	Adapter	9	26	1
33104-016	Screw - HHF	21	4	2	340-80	Fitting	11	38	1
33114-016	Screw - HH	21	7	2	340-86	Fitting - Hydraulic Tee	12	52	1
33114-020	Screw - HH	46	29	4	340-87	Elbow - 90°	12	69	1
33114-030	Screw - HH	26	53	3	340-87	Fitting - Hydraulic 45°	86	28	1
33114-045	Screw - HH	1	17	1	340-88	Fitting	11	10	1
33116-070	Screw - HH	46	13	2	340-88	Fitting - Hydraulic Straight	83	31	1
340-2	Adapter	32	26	2	340-89	Fitting - Hydraulic 45°	86	12	1
340-2	Fitting	35	7	2	340-89	Fitting 45°	76	36	1
340-2	Fitting	76	19	1	340-93	Fitting - Tee	33	14	1
340-2	Fitting	11	31	5	340-94	Fitting - Hydraulic Tee	83	27	1
340-3	Fitting	76	34	1	340-97	Fitting - Hydraulic	38	39	1
340-3	Fitting	12	57	2	340-97	Fitting - Hydraulic 90°	41	11	1
340-4	Fitting	76	24	1	340-115	Fitting - Hydraulic Tee	45	10	2
340-7	Fitting	33	5	2	340-115	Fitting - Hydraulic, Tee	76	39	1
340-7	Fitting	11	44	6	340-117	Cap - Fitting	76	38	2
340-7	Fitting - Straight	30	3	3	340-117	Cap - Hydraulic	7	34	1
340-8	Fitting	76	8	1	340-117	Fitting - Hydraulic Cap	45	1	1
340-8	Fitting - Hydraulic Straight	88	2	10	353-947	Cap - Dust	76	1	2
340-9	Fitting	76	22	1	353-947	Cap - Dust	12	63	1
340-9	Fitting-Hyd. (Model 03707)	35	46	2	353-947	Dust Cap	35	30	2
340-10	Adapter	9	33	1	353-948	Plug	36	3	2
340-14	Fitting - Hydraulic 45°	83	2	1	353-949	O-Ring	35	18	2
340-14	Fitting - Hydraulic 45°	41	5	4	353-961	Bayonet Flange	16	13	1
340-15	Fitting 90°	76	30	1	353-963	Gasket	16	15	2
340-17	Fitting	11	48	2	353-989	Plug Assembly	85	6	4
340-17	Fitting	33	49	1	353-991	Plug Assembly	85	8	8
340-17	Fitting - Hydraulic 90°	83	24	1					

## PRODUCT CHANGES

In an effort to make improvements available to TORO owners as quickly as possible, minor changes are incorporated into Toro's products from time to time that do not become immediately shown in the Parts Catalog. If such a change has been made in your unit, which is not reflected in your manual, see your TORO Distributor or his Authorized TORO Service Dealer for information and part numbers.

## IDENTIFICATION AND ORDERING

### MODEL AND SERIAL NUMBERS

The Reelmaster 4000D has two identification numbers; a model number and a serial number. The two numbers are stamped on a plate which is located on the center console near the floor plate on RH side. In any correspondence concerning the Reelmaster 4000D, supply model and serial numbers to assure that correct information and replacement parts are obtained.

To order replacement parts from an Authorized TORO Service Dealer, supply the following information:

1. Model and serial number of the Reelmaster 4000D.
2. Part number, description, and the quantity of part(s) desired.

**NOTE:** Do not order by reference number if a parts catalog is being used; use the PART NUMBER.

# TABLE OF CONTENTS

Description	Page	Description	Page
Foot Rest & Pedal Assembly	1-2	Cylinder Head	50
Foot Pads	3	Gear Case	51
Steering Tower Assembly	4	Head Cover	52
Steering Tower Electrical Assembly	5	Main Bearing Case	53
Power Steering Valve Assembly No. 92-9220	6	Camshaft	54
Fenders & Center Console Assembly	7	Piston and Crankshaft	55
Instrument Panel	8	Flywheel	56
Parking Brake, Throttle & Oil Filter Assembly	9	Fuel Camshaft	57
Throttle Control Assembly	10	Engine Stop Lever	58
Valve Controls Assembly	11-12	Injection Pump	59
Reel Control Valve Assembly No. 63-4800	13	Injection Pump (Component Parts)	60
Control Valve Assembly 93-1432	14	Governor	61
Priority Flow Control Valve No. 58-5490	15	Speed Control Plate	62
Seat Platform & Filler Cap Assembly	16	Nozzle Holder and Glow Plug	63
Suspension Seat Assembly	17	Nozzle Holder (Component Parts)	64
Front & Rear Canopy Assembly	18-19	Fuel Pump	65
Radiator & Oil Cooler Assembly	20	Alternator and Pulley	66
Air Cleaner & Fuel Filter Assembly	21	Alternator (Component Parts)	67
Air Cleaner Assembly No. 93-7485	22	Starter	68
Fuel Filter Assembly No. 76-5300	23	Starter Installation Assembly	69
Fuel Tank & Lower Body Assembly	24	Oil Switch, Thermometer & Plug	70
Chassis & Muffler Assembly	25-26	Water Flange and Thermostat	71
Bumper, Guard & Bracket Assembly	27	Water Pump	72
Roll Over Protection System (R.O.P.S.) (Model No. 03707 Only)	28	Valve & Rocker Assembly	73
Front Carrier Assembly	29	Inlet Manifold	74
Push Rod Assembly	30	Exhaust Manifold	75
Reel Shut-Off Valve No. 58-5460	31	Hydraulic Pump Components	76
No. 2 & 3 Lift Arms Assembly	32	Gear Pump Assembly No. 58-5650	77
No. 1, 4 & 5 Lift Arms Assembly	33	Piston Pump Assembly 58-5660	78-79
Hydraulic Cylinder Assembly No. 84-6210	34	Pump Assembly No. 86-6000	80
Traction Drive Assembly	35	Hydraulic Circuit - Traction & Steering	81
Wheel Motor Assembly No. 58-5430	36	Hydraulic Schematic - Traction & Steering	82
Planetary Gear Drive Assembly	37	Hydraulic Circuit - Rear Wheel Drive (Model No. 03707 Only)	83-84
Steering Axle (Model No. 03706 Only)	38-39	Hydraulic Manifold Assembly No. 92-2982	85
Hydraulic Cylinder No. 77-4800	40	Hydraulic Circuit - Lift Arms	86
Steering Axle (Model No. 03707 Only)	41-42	Hydraulic Schematic - Lift Arms	87
Hydraulic Motor Assembly No. 92-4724	43	Hydraulic Circuit - Cutting Units	88
Hydraulic Cylinder No. 92-6057	44	Hydraulic Schematic - Cutting Units	89
Rear Axle Plumbing Assembly (Model No. 03707 Only)	45	Electrical Schematic	90
Engine Mounting	46	Electrical System Diagram	91
Engine Assembly	47	Electrical System Diagram	92
Crankcase	48	Reel Motor Assembly No. 93-1412	93
Oil Pan	49	Special Tools	94
		Numerical Index	95-109

Compliance with Radio Interference Regulations Certified.  
Certifie Conforme au Reglement sur le Brouillage Radioelectrique.

# MAINTENANCE RECORD

Date								

# MAINTENANCE RECORD

Date								