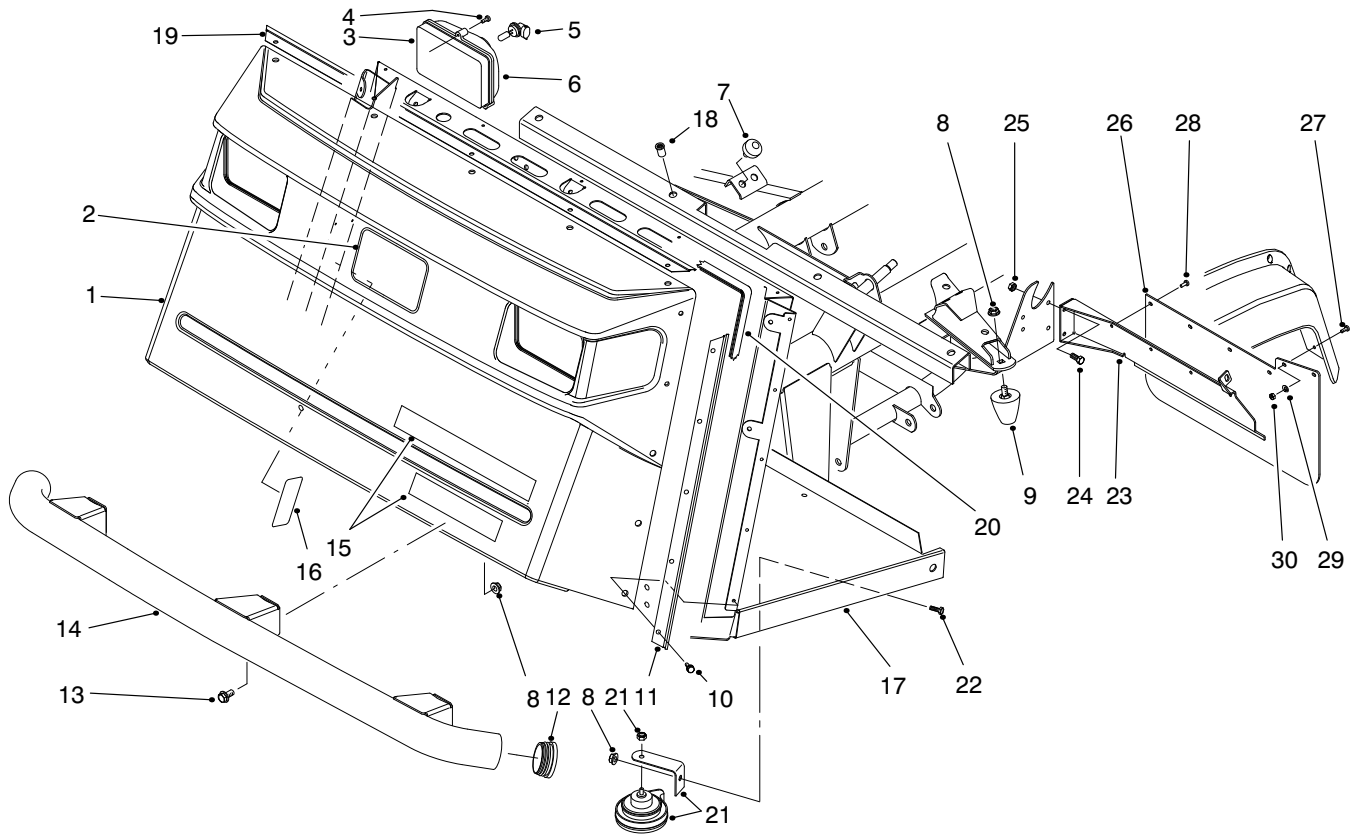




MODEL NO. 07200-80001 & UP
MODEL NO. 07200TC-80001 & UP
MODEL NO. 07202-80001 & UP

PARTS
CATALOG

WORKMAN® 3200



T-1581-1

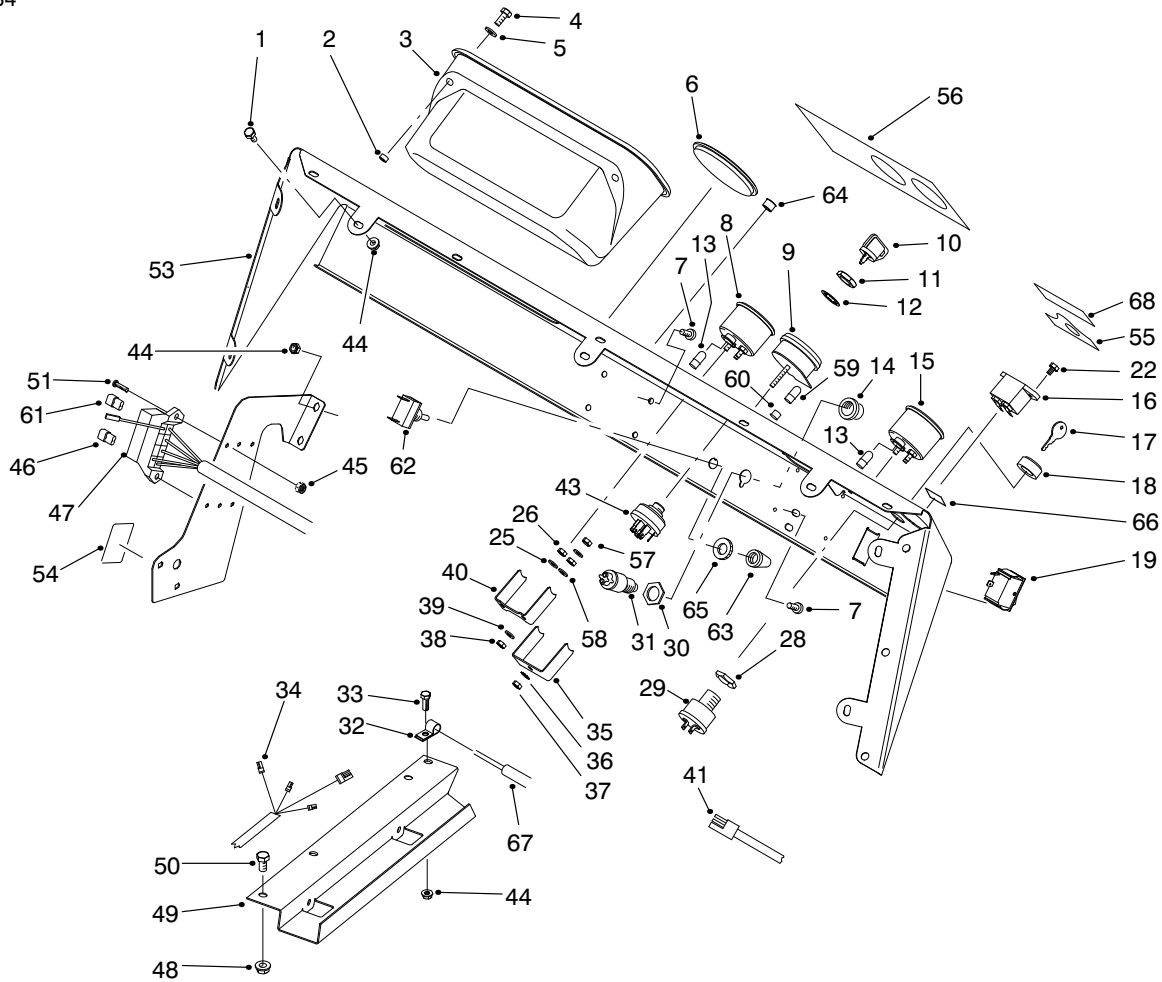
FRONT BUMPER & HOOD ASSEMBLY

Ref. No.	Part No.	Description	No. Used	Ref. No.	Part No.	Description	No. Used
1	87-0710	Hood	1	16	92-5395	Decal - Load (Japan)	1
2	62-5550	Decal - TORO	1	17	94-5240	Asm - Operators Platform (Incl. Ref. #18)	1
3	87-2120	Asm - Headlight (Incl. Ref. #5-6)	2	18	32148-7	Nut - Clinch	8
4	32104-88	Screw	6	19	87-8130	Bracket - Trim Top	1
5	87-6320	Bulb - Headlight	2	20	87-8160	Trim	1
6	87-6330	Lens - Headlight	2	21	116749	Asm - Horn	1
7	87-2440	Bumper	2	22	323-4	Screw - HH	1
8	3290-357	Nut - Flange Lock	8	23	94-3838	Bracket - Mudflap LH	1
9	26-0071	Bumper	2	*	94-3839	Bracket - Mudflap RH	1
10	87-6620	Screw	15	24	321-4	Screw - HH	4
11	87-8120	Bracket - Trim Side	2	25	32128-33	Nut - Lock	4
12	2410-42	Cap - Front Bumper	2	26	94-3841	Mudflap	2
13	3234-1	Screw - HHF	6	27	3250-13	Screw - PH	4
14	87-4070	Bumper - Front	1	28	146489	Rivet - Pop	8
15	87-6700	Decal - Workman 3200	1	29	3256-61	Washer - Flat	4
16	87-7000	Decal - Load	1	30	3296-2	Nut - Lock	4
16	94-1224	Decal - Load (Europe)	1				

*Not Illustrated

© The TORO Company - 1997
All Rights Reserved

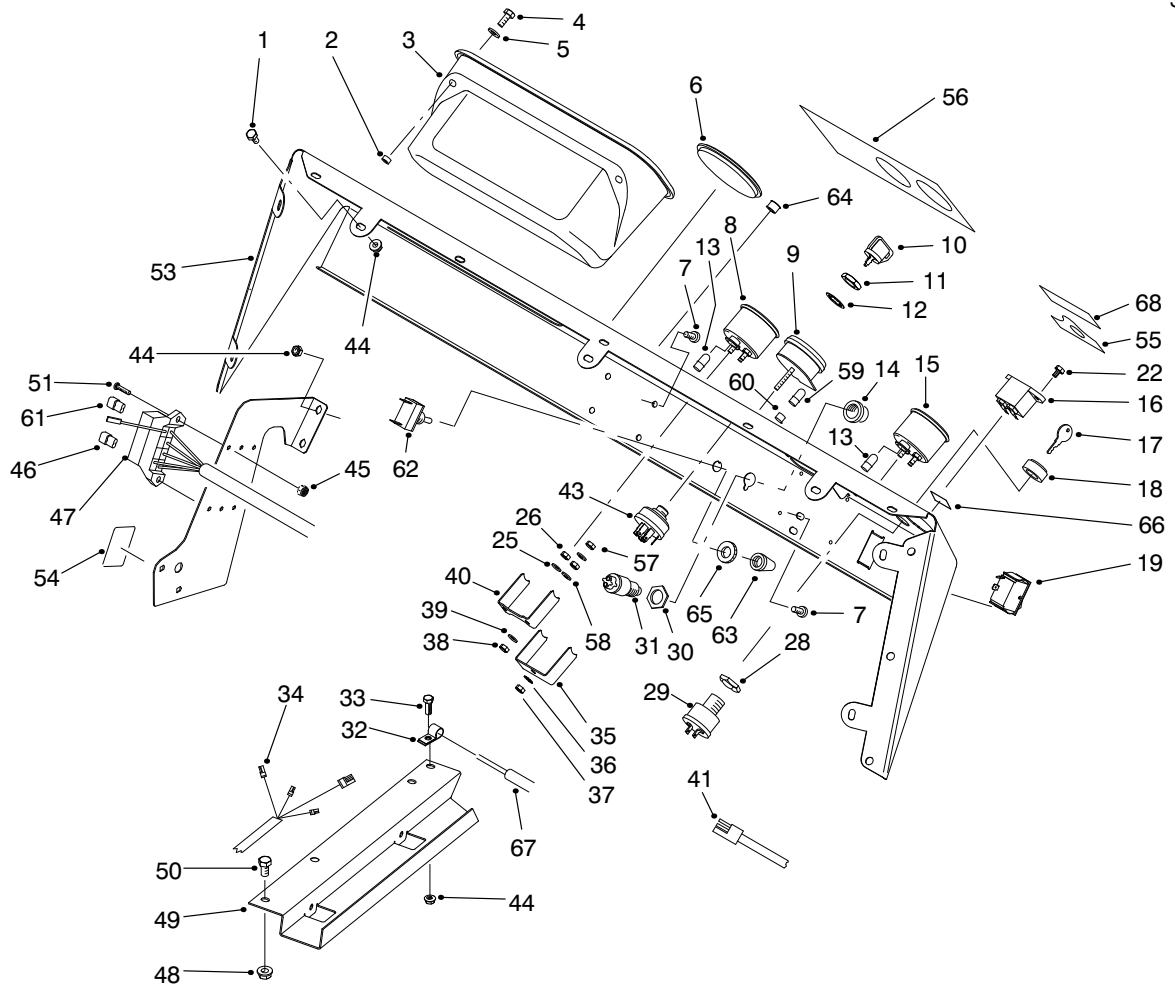
TPS



T-1706-1

CONTROL PANEL ASSEMBLY

Ref. No.	Part No.	Description	No. Used	Ref. No.	Part No.	Description	No. Used
1	321-2	Screw - HH	7	30		Nut - Hex.	1
2	32148-6	Insert - Threaded	2	31	18-2830	Asm - Horn Switch (Incl. Ref. #14 & 30)	1
3	87-3780	Box - Glove	1	32	2412-89	Clamp - R	1
4	321-3	Screw - HH	2	33	321-4	Screw - HH	1
5	3256-22	Washer - Flat	2	34	93-7129	Harness - Wire Rear	1
6	2410-35	Plug - Hole	1	35		Clamp - Light	1
7	3274-31	Screw - HSBH	4	36	3254-1	Washer - Lock	1
8	87-5590	Asm - Temperature Gauge (Incl. Ref. #38-40, 57 & 58)	1	37	3217-26	Hut - Hex.	1
9	93-7053	Asm - Warning Light (Incl. Ref. #35-37, 59 & 60)	1	38	3217-25	Nut - Hex.	2
10	63-8360	Key - Ignition	1	39	3253-15	Washer - Lock	2
11	218-446	Nut - Hex.	1	40		Clamp - Temp. Gauge	1
12	218-447	Washer - Lock	1	41	87-4230	Harness - Wire Front LH	1
13	218-600	Bulb	2	43	27-2360	Asm - Ignition Switch (Incl. Ref. #11 & 12)	1
14		Button - Horn	1	44	32128-33	Nut - Flange	12
15	87-5580	Asm - Fuel Gauge (Incl. Ref. #38-40, 57 & 58)	1	45	3296-2	Nut - Lock	2
16	75-6820	Hourmeter	1	46	218-574	Fuse - 7.5 Amp	2
17	87-0740	Key - Supervisor Switch	1	47	87-8500	Asm - Front Wire Harness (Incl. Ref. #13)	1
18	87-1720	Nut - Supervisor Switch	1	48	32128-20	Nut - Flange	3
19	87-3790	Switch - Light	1	49	93-7094	Cover - Wire Harness	1
22	32144-18	Screw - HH	2	50	322-2	Screw - HH	3
28		Nut - Hex.	1	51	3250-13	Screw - PPH	2
29	94-5245	Asm - Supervisor Switch (Incl. Ref. #17, 18 & 28)	1	53	87-8540	Asm - Control Panel (Incl. Ref. #55-56 & 68)	1



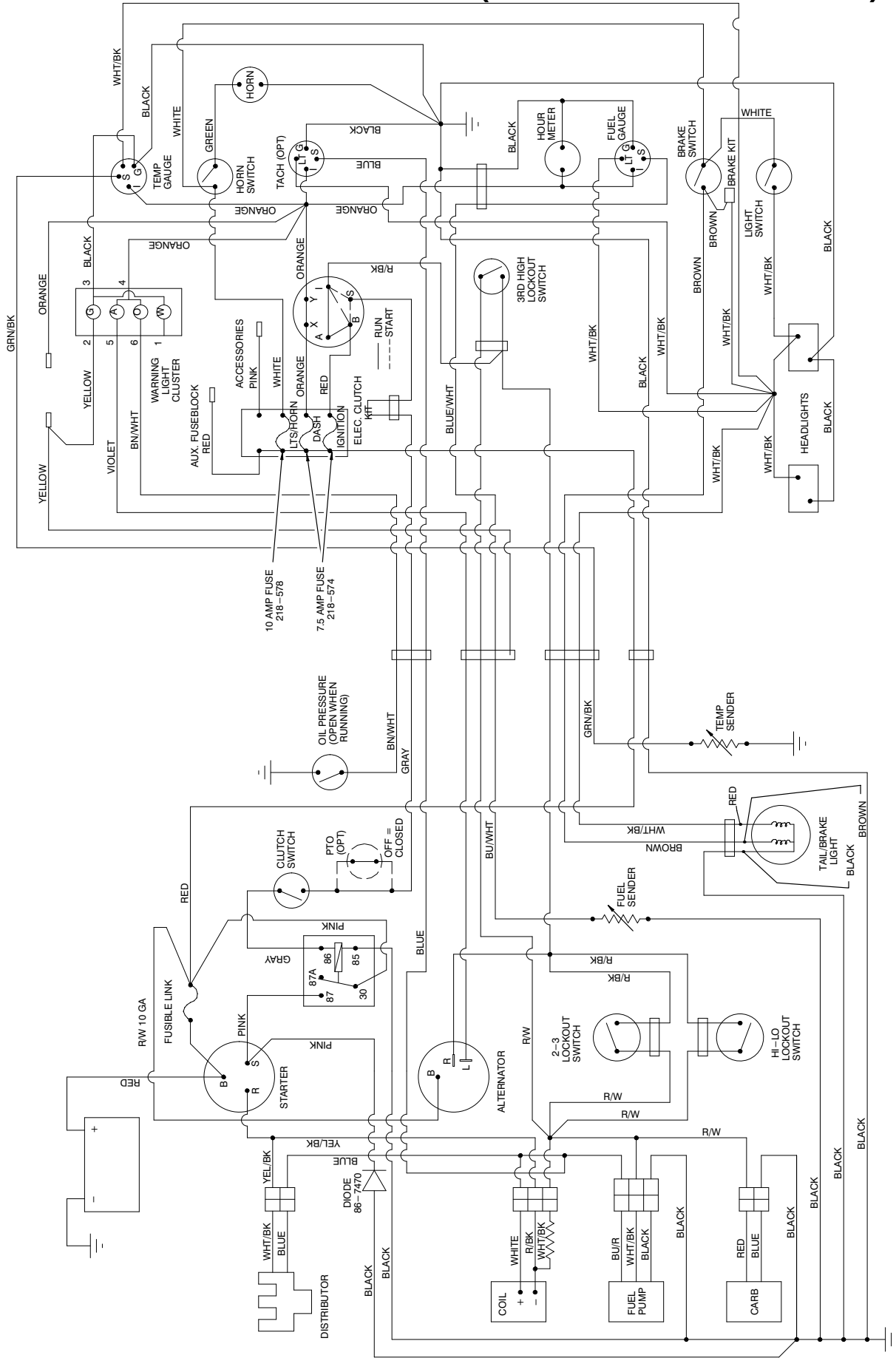
T-1706-1

CONTROL PANEL ASSEMBLY (Continued)

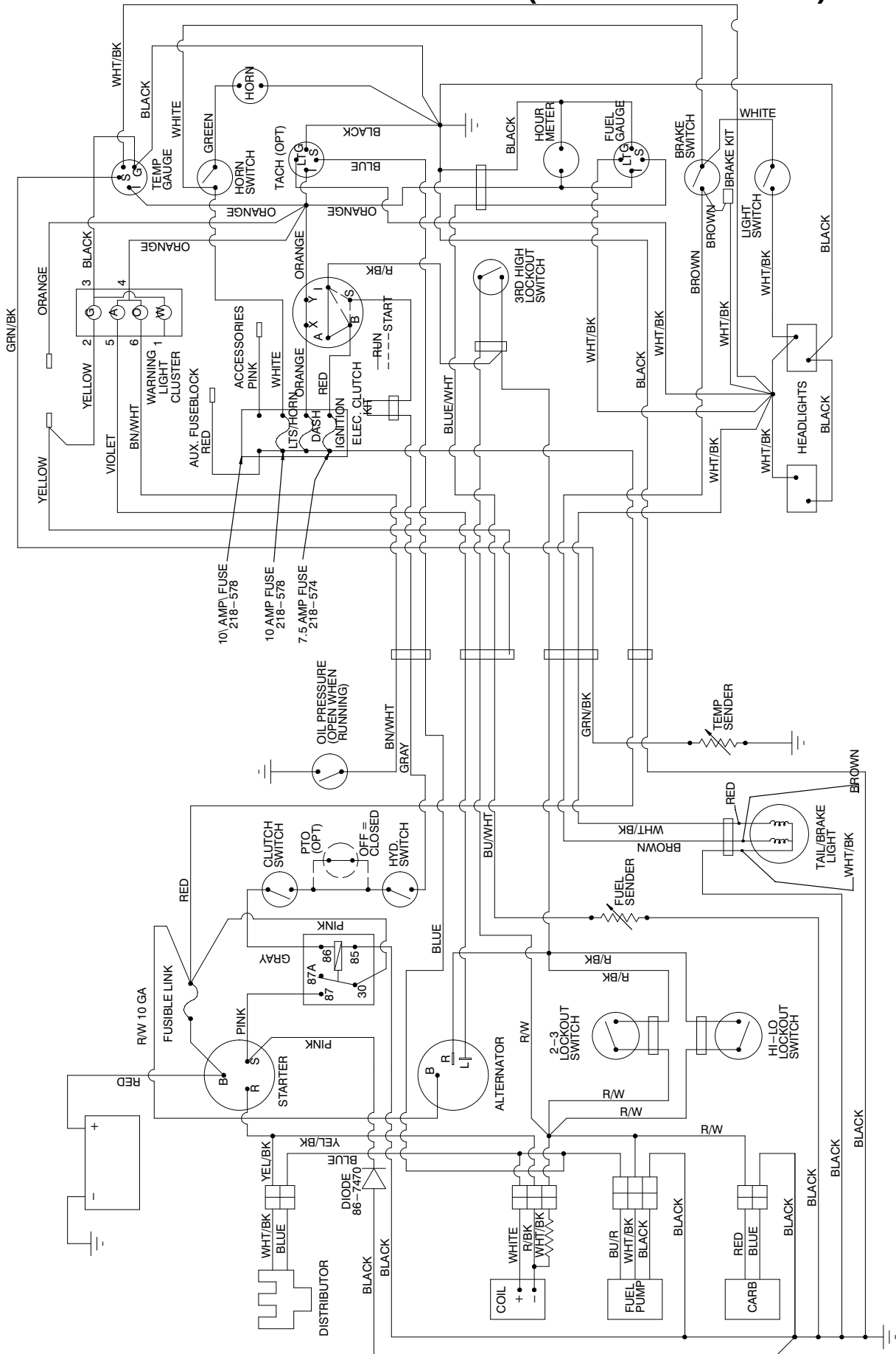
Ref. No.	Part No.	Description	No. Used
54	87-6670	Decal - Fuse	1
54	93-9851	Decal - Fuse (Europe)	1
54	92-5374	Decal - Fuse (Japan)	1
55	87-5910	Decal - Supervisor	1
55	93-9856	Decal - Supervisor (Europe)	1
55	92-5332	Decal - Supervisor (Japan)	1
56	87-8520	Decal - Dash	1
56	93-9446	Decal - Dash (Europe)	1
56	92-6422	Decal - Dash (Japan)	1
57	3253-19	Washer - Lock	3
58	3217-29	Nut - Jam	3
59	219-17	Bulb - Warning Light	4

Ref. No.	Part No.	Description	No. Used
60	87-6270	Asm - Socket & Bulb (Incl. Ref. #59)	4
61	218-578	Fuse - 10 Amp	1
62	20-7150	Asm - Toggle Switch (Incl. Ref. #65)	1
63	218-473	Boot - Switch	1
64	2410-64	Plug - Hole	1
65		Nut - Lock	1
66	93-7252	Decal - CE (Europe)	1
67	94-3837	Cable - Clutch	1
68	94-5272	Decal - Warning	1

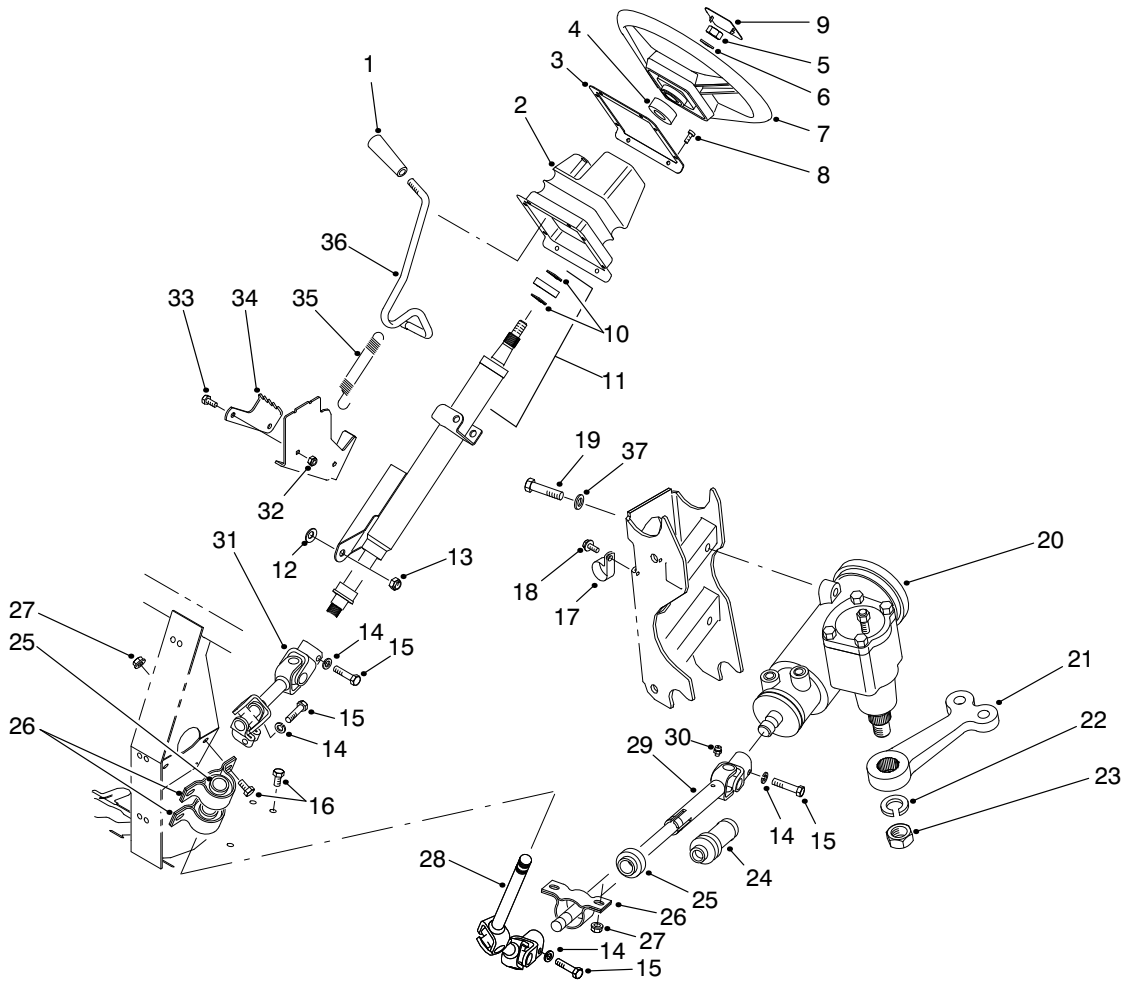
ELECTRICAL SCHEMATIC (Models 07200 & 07202)



ELECTRICAL SCHEMATIC (Models 07200TC)



T-2621



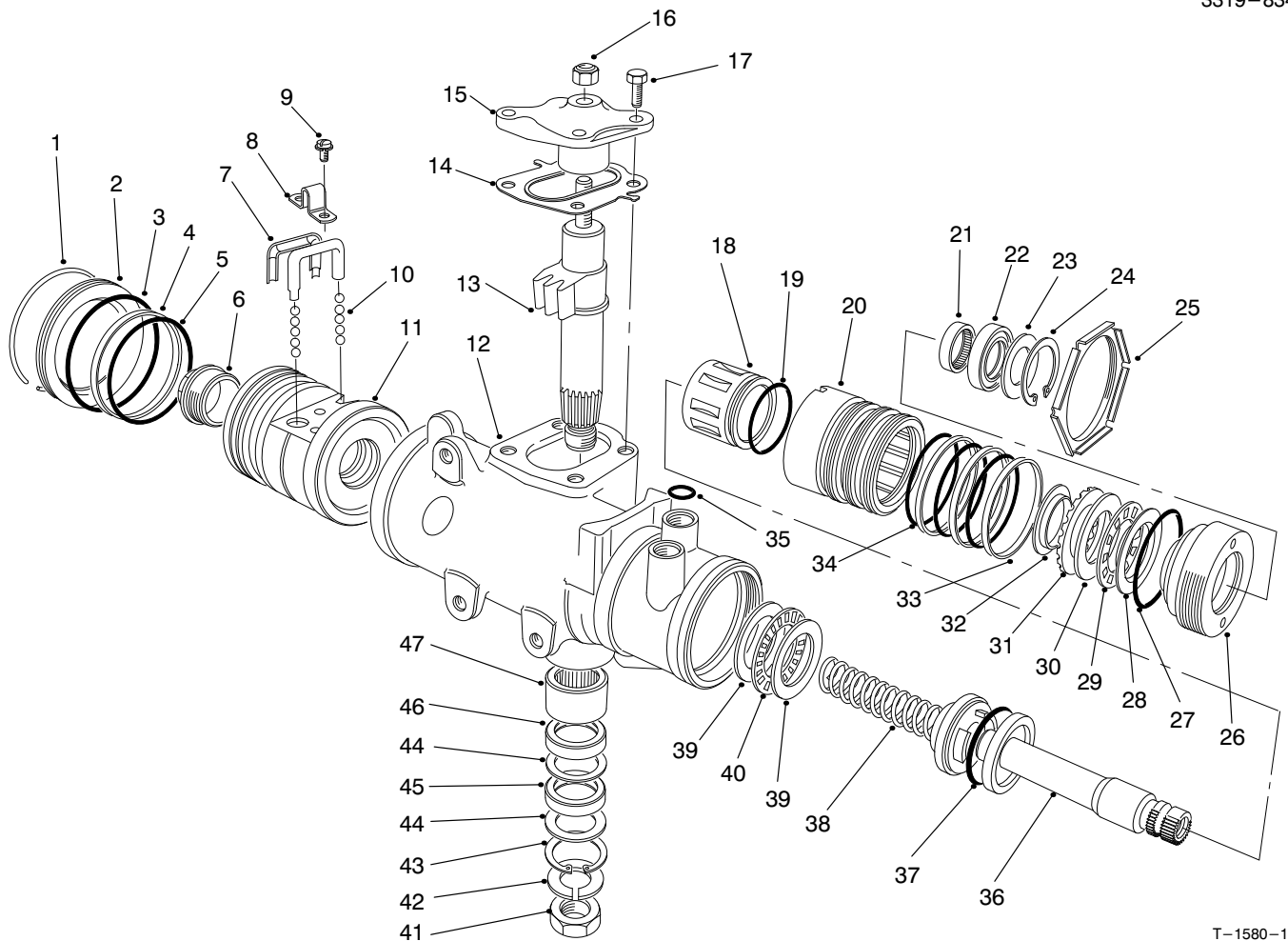
T-1584-1

STEERING LINKAGE ASSEMBLY

Ref. No.	Part No.	Description	No. Used
1	233-39	Knob	1
2	87-3460	Boot - Tilt Steering	1
3	87-4720	Plate - Steering Boot	1
4	21-9260	Spacer	1
5	3277-1	Nut - Hex.	1
6	48-8070	Washer - Flat	1
7	87-3820	Wheel - Steering	1
8	32144-116	Screw - PH	8
9	87-3750	Cover - Steering Wheel	1
10	43-6550	Ring - Retaining	2
11	92-4153	Asm-Steering Column (Incl. Ref. #10)	1
12	3290-455	Washer	1
13	3296-59	Nut - Lock	1
14	3253-4	Washer - Lock	4
15	48-7740	Screw - HH	4
16	322-2	Screw - HH	6
17	2412-105	Clamp - R	2
18	32144-10	Screw - TAP	2
19	93-7145	Screw - HH	3
20	87-1500	Asm-Steering Gear (Incl. Ref. #22 & 23)	1

Ref. No.	Part No.	Description	No. Used
21	87-0370	Arm - Pitman	1
22	39-7420	Washer - Lock	1
23	39-7440	Nut - Lock	1
24	92-4157	Boot - Steering Shaft	1
25	87-2280	Bearing	3
26	87-3250	Mount - Bearing	3
27	32128-20	Nut - Flange	6
28	92-4155	Asm-Slip Joint, Upper	1
29	92-4156	Asm-Slip Joint, Lower (Incl. Ref. #24 & 30)	1
30	302-5	Fitting - Grease	1
31	92-4154	Asm-Universal Joint	1
32	3296-42	Nut - Lock	2
33	321-3	Screw - HH	2
34	87-3610	Bracket - Detent	1
35	65-5360	Spring - Extension	1
36	87-3130	Lever - Tilt Steering	1
37	87-7480	Washer - Flat	3
*	87-3100	Asm-Lower Shaft (Incl. Ref. #24 & 28-30)	1
*	87-3120	Steering Column & Shaft (Incl. Ref. #10, 11 & 31)	1

*Not Illustrated

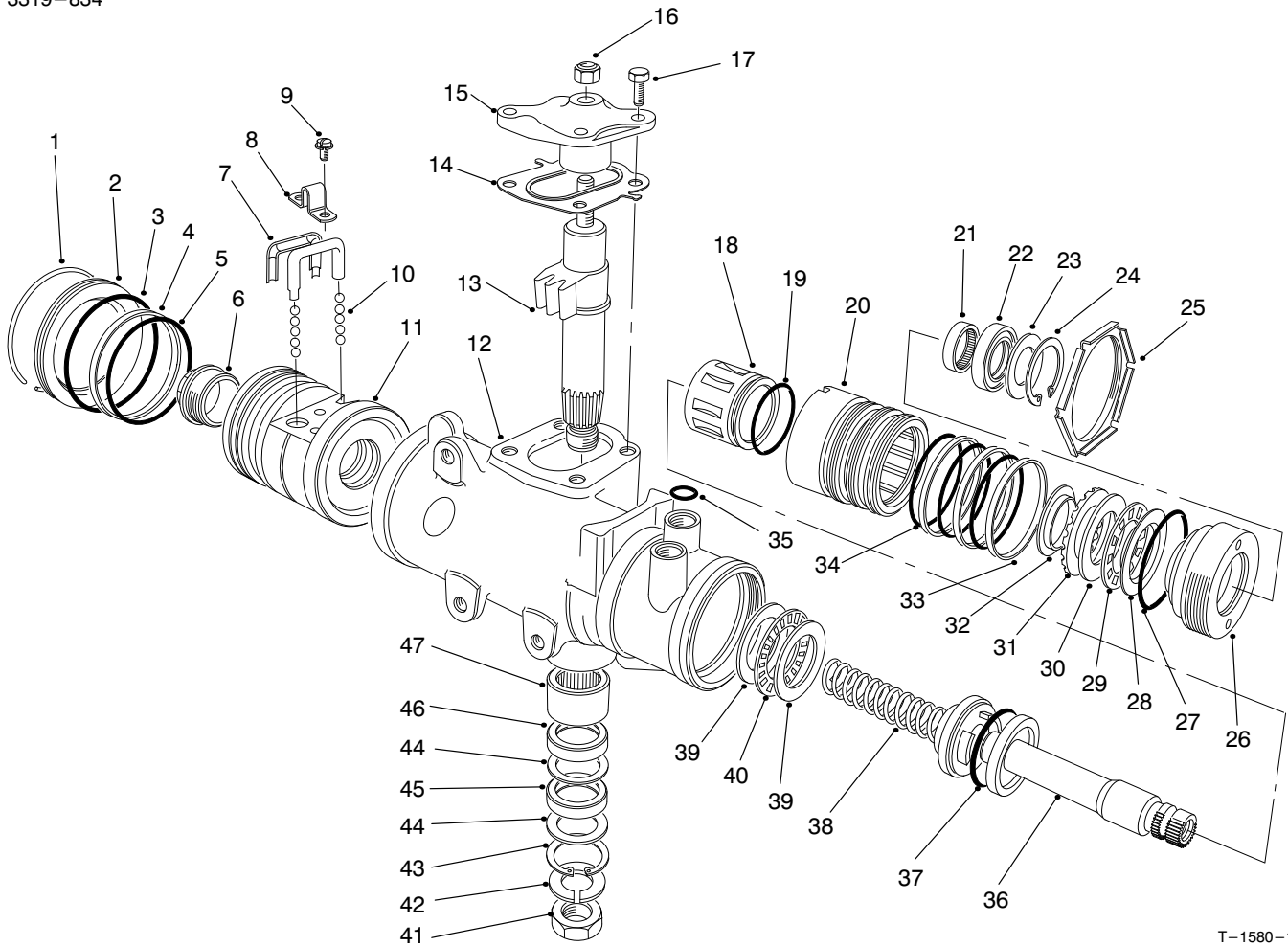


T-1580-1

STEERING GEAR ASSEMBLY NO. 87-1500

Ref. No.	Part No.	Description	No. Used	Ref. No.	Part No.	Description	No. Used
1		Ring - Retaining	1	26		Plug - Adjuster	1
2	92-4165	Plug - Housing End	1	27	28-8200	O-Ring	1
3		Seal - Housing End Plug	1	28		Race - Upper Bearing	1
4		Ring - Rack Piston	1	29		Bearing - Roller, Thrust	1
5		O-Ring, Rack Piston	1	30		Race - Thrust Bearing	1
6	18-4340	Plug - Rack Piston End	1	31		Spacer - Thrust Bearing	1
7	92-4168	Return - Guide Ball	2	32		Retainer - Bearing	1
8	18-4270	Clamp - Ball Return Guide	1	33		Ring - Valve Body	3
9	18-4260	Asm - Screw/Lockwasher	2	34		O-Ring	3
10	18-5190	Ball - Chrome Alloy	11	35	39-7310	O-Ring	3
11		Nut - Rack Piston	1	36		Shaft - Stub	1
12		Housing - Steering Gear	1	37		O-Ring	1
13		Gear - Pitman Shaft	1	38		Worm - Steering	1
14	28-8280	Kit - Seal, Side Cover (Incl. Ref. #17)	1	39		Race - Thrust Bearing	2
15		Cover - Housing Side	1	40		Bearing - Roller, Thrust	1
16	28-8220	Nut - Lash Adjuster	1	41	39-7440	Nut - Pitman Arm	1
17	28-8210	Bolt - HFH	4	42	39-7420	Washer - Lock	1
18		Spool Valve	1	43		Ring - Retaining	1
19		O-Ring, Spool Valve	1	44		Washer - Seal, Backup	2
20		Valve Body	1	45		Seal - Pitman Shaft	1
21	92-4169	Bearing - Needle	1	46		Seal - Pitman Shaft	1
22		Seal - Stub Shaft	1	47	92-4170	Bearing - Pitman Shaft	1
23		Seal - Stub Shaft Dust	1	*	92-4161	Asm - Cover Service Housing Side (Incl. Ref. #14-17)	1
24		Ring - Retaining	1				
25	92-4159	Nut - Adjuster Plug Lock	1				

*Not Illustrated



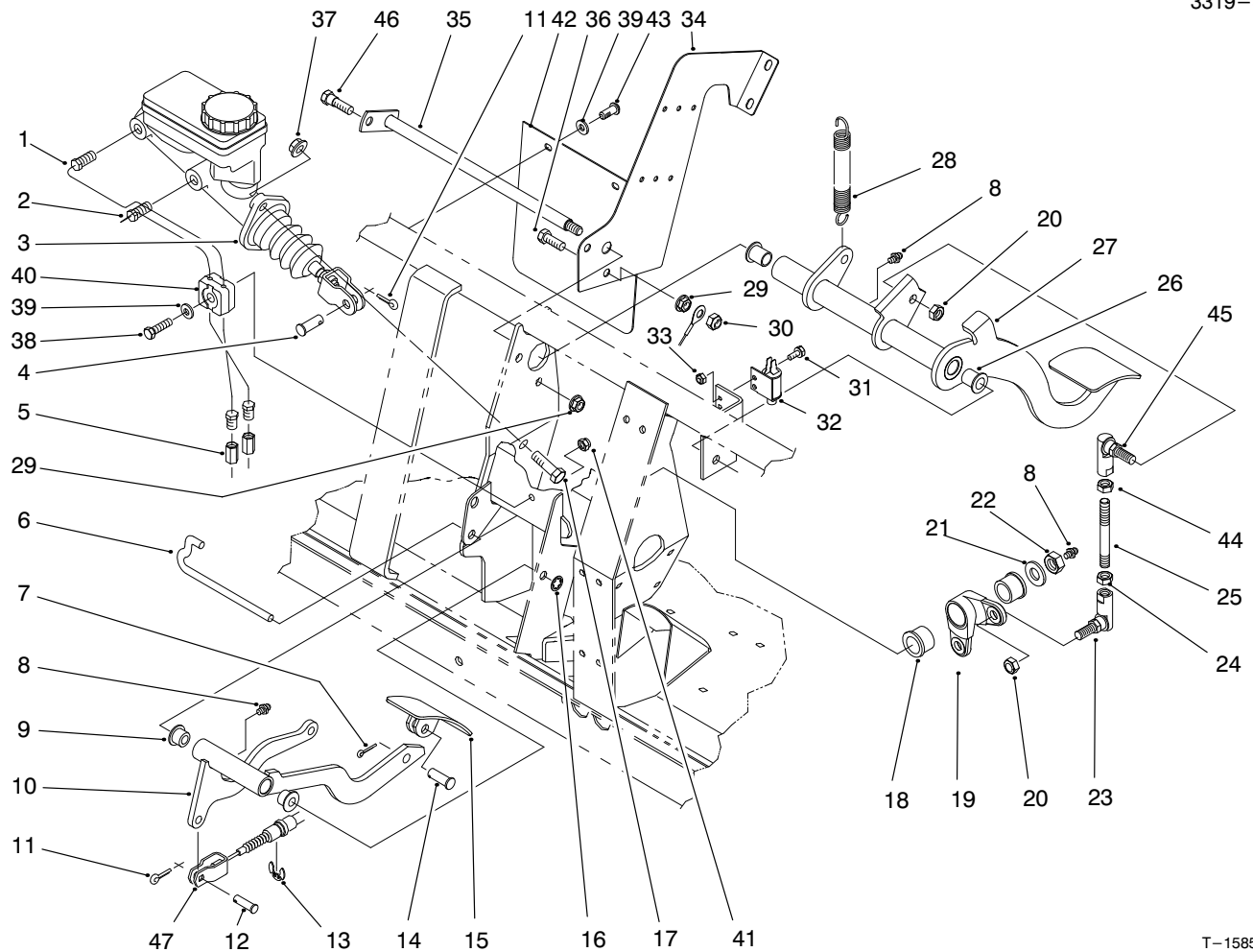
T-1580-1

STEERING GEAR ASSEMBLY NO. 87-1500

Ref. No.	Part No.	Description	No. Used
*	28-8270	Kit-Seal Service, End Plug (Incl. Ref. #1 & 3)	1
*	28-8290	Kit-Seal Service Rack/Piston (Incl. Ref. #4 & 5)	1
*	18-5180	Kit-Bearing, Lower Thrust (Incl. Ref. #39-40)	1
*	98-2962	Kit-Seal, Pitman Shaft (Incl. Ref. #43-46)	1
*	18-5170	Kit-Seal, Valve Ring (Incl. Ref. #19, 33, 34 & 37)	1
*	92-4163	Asm-Steering Housing (Incl. Ref. #12 & 43-47)	1
*	92-4167	Asm-Plug Service (Incl. Ref. #22-24 & 27)	1

Ref. No.	Part No.	Description	No. Used
*	92-4162	Pitman Shaft - Gear Service (Incl. Ref. #13-15 & 17)	1
*	92-4158	Asm-Valve, Hyd. Gear (Incl. Ref. #18-20, 33, 34, 36 & 37)	1
*	92-4160	Kit-Bearing Service, Upper (Incl. Ref. #28-32)	1
*	92-4166	Asm-Rack/Piston/Nut (Incl. Ref. #1-11 & 38)	1
*	92-4164	Asm-Plug, Service Adjust. (Incl. Ref. #21-24 & 26-32)	1
*	87-1500	Steering Gear (Complete)	1

*Not Illustrated

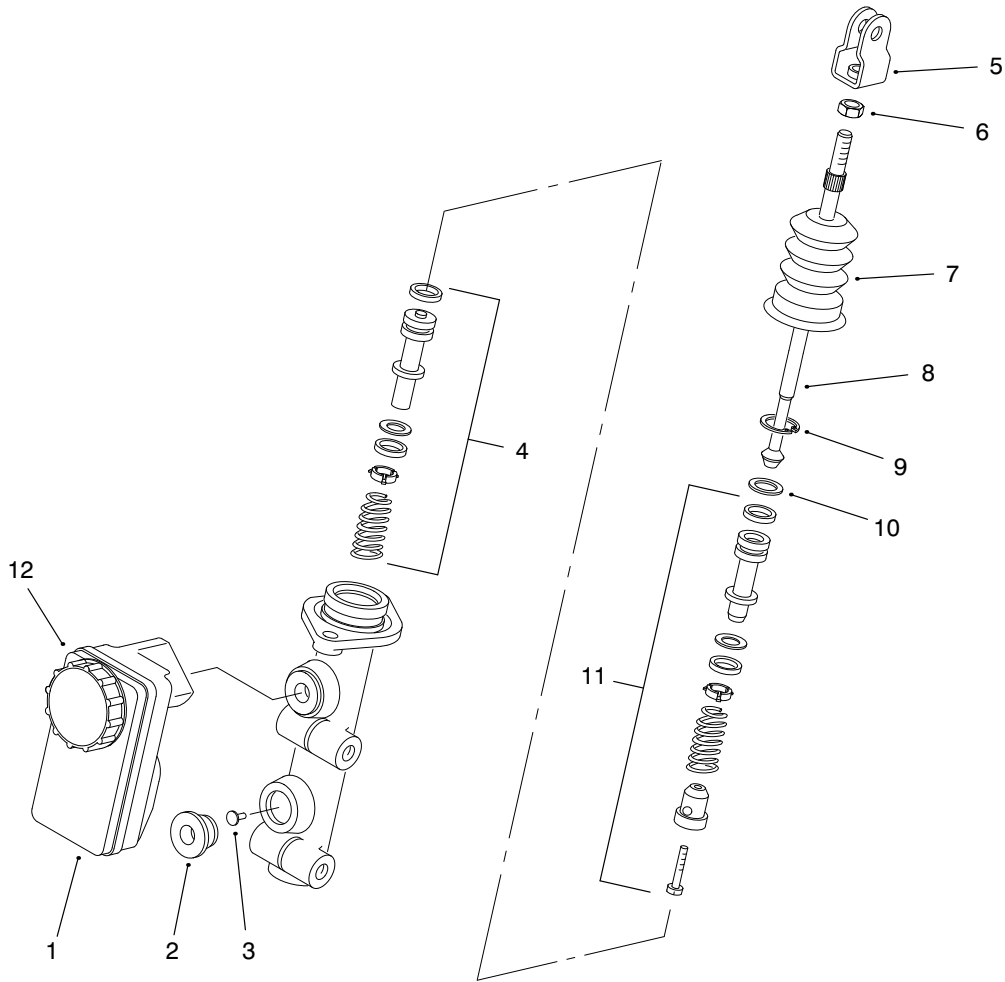


T-1585-2

BRAKE & ACCELERATOR PEDAL ASSEMBLY

Ref. No.	Part No.	Description	No. Used
1	94-3814	Tube - Hydraulic	1
2	94-3815	Tube - Hydraulic	1
3	94-3800	Master Cylinder Assembly	1
4	283-2	Pin - Clevis	1
5	87-3570	Union - Brake Line	2
6	87-2880	Shaft - Accelerator Pedal	1
7	3272-6	Pin - Cotter	1
8	302-5	Fitting - Grease	3
9	256-259	Bushing - Flange	2
10	93-8961	Arm - Accelerator Pedal	1
11	3272-10	Pin - Cotter	2
12	283-30	Pin - Clevis	1
13	32120-47	Ring - E	1
14	283-85	Pin - Clevis	1
15	93-8969	Pedal - Accelerator	1
16	32151-56	Ring - Retaining	1
17	323-7	Screw - Cap Hex. Hd.	2
18	256-247	Bushing - Flange	2
19	94-5223	Bell Crank	1
20	3296-6	Nut - Lock	2
21	3256-26	Washer - Flat	1
22	3296-23	Nut - Lock	1
23	68-3840	Ball Joint	1
24	3220-3	Nut - Hex. Jam	1

Ref. No.	Part No.	Description	No. Used
25	94-5299	Rod - Link	1
26	256-155	Bushing - Flange	2
27	93-8965	Pedal - Brake	1
28	76-9430	Spring - Extension	1
29	32128-20	Nut - Flange Lock	2
30	3296-29	Nut - Lock	1
31	3290-321	Screw - Hex. Flange Hd.	2
32	55-7120	Switch - Brake Light	1
33	3296-2	Nut - Lock	2
34	94-3821	Plate - Center, Frame	1
35	95-7394	Shaft - Brake	1
36	322-5	Screw - Cap Hex. Hd.	1
37	3290-357	Nut - Flange	2
38	321-9	Screw - Cap Hex. Hd.	1
39	3256-22	Washer - Flat	3
40	87-7660	Clamp - Tube	2
41	3296-42	Nut - Lock	1
42	94-5221	Flap - Master Cylinder	1
43	87-6620	Screw - Torx Pan Hd.	2
44	3220-16	Nut - Hex. Jam	1
45	68-3841	Ball Joint Assembly	1
46	28-0540	Bolt - Shoulder	1
47	94-3836	Cable - Accelerator	1

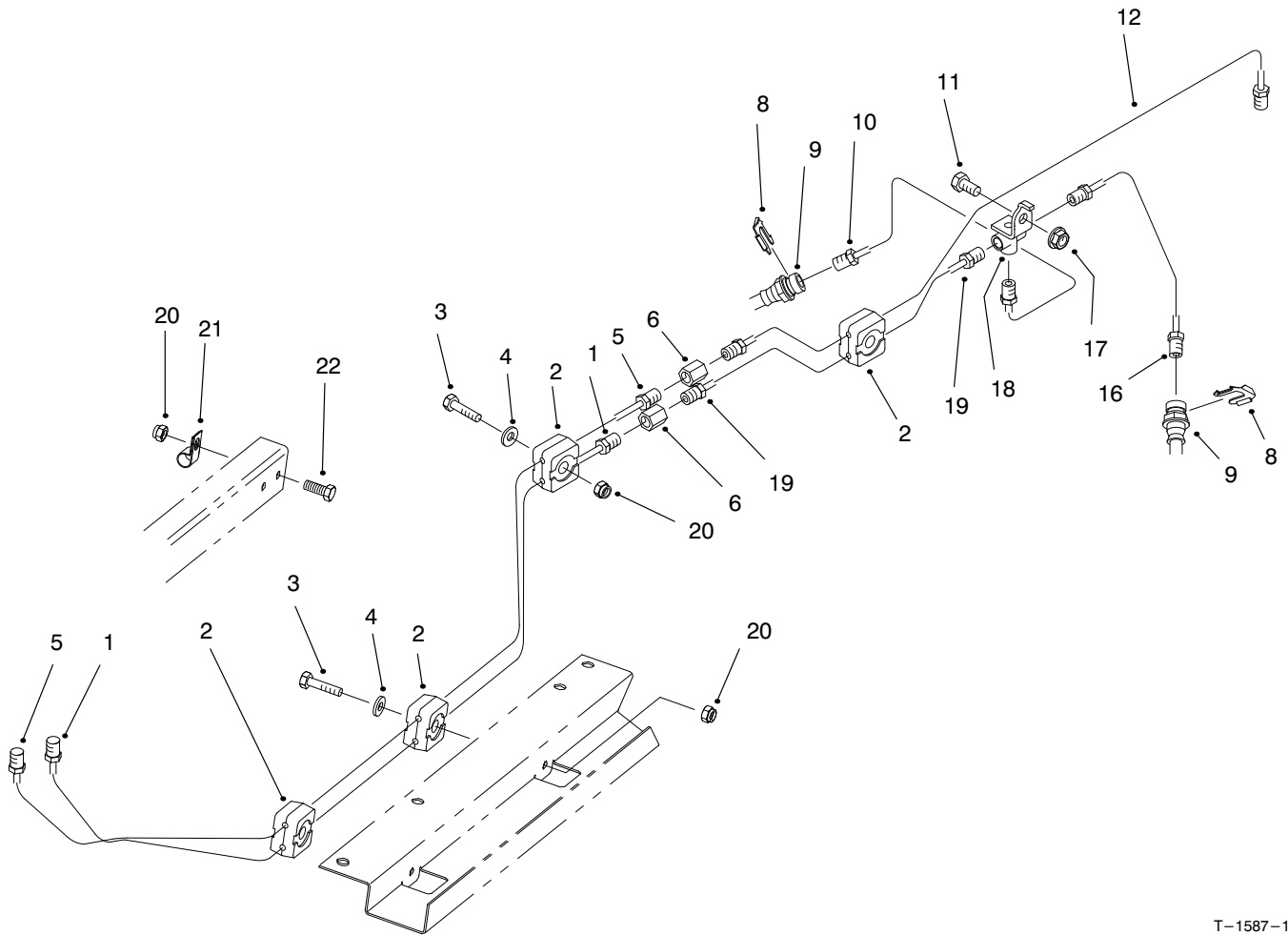


T-2339-1

MASTER BRAKE CYLINDER NO. 94-3800

Ref. No.	Part No.	Description	No. Used
1	87-3040	Reservoir - Master Cylinder (Incl. Ref. #12)	1
2	93-8971	Seal - Port, Flange	2
3	92-4103	Pin - Stop	1
4	92-4102	Asm - Secondary Piston	1
5	92-4110	Clevis	1
6	21-0360	Nut - Hex.	1

Ref. No.	Part No.	Description	No. Used
7	94-5209	Cover - Dust	1
8	94-5210	Rod - Push	1
9	92-4109	Circlip	1
10	92-4108	Washer - Retainer	1
11	92-4101	Asm - Primary Piston	1
12	92-4112	Asm - Cap	1

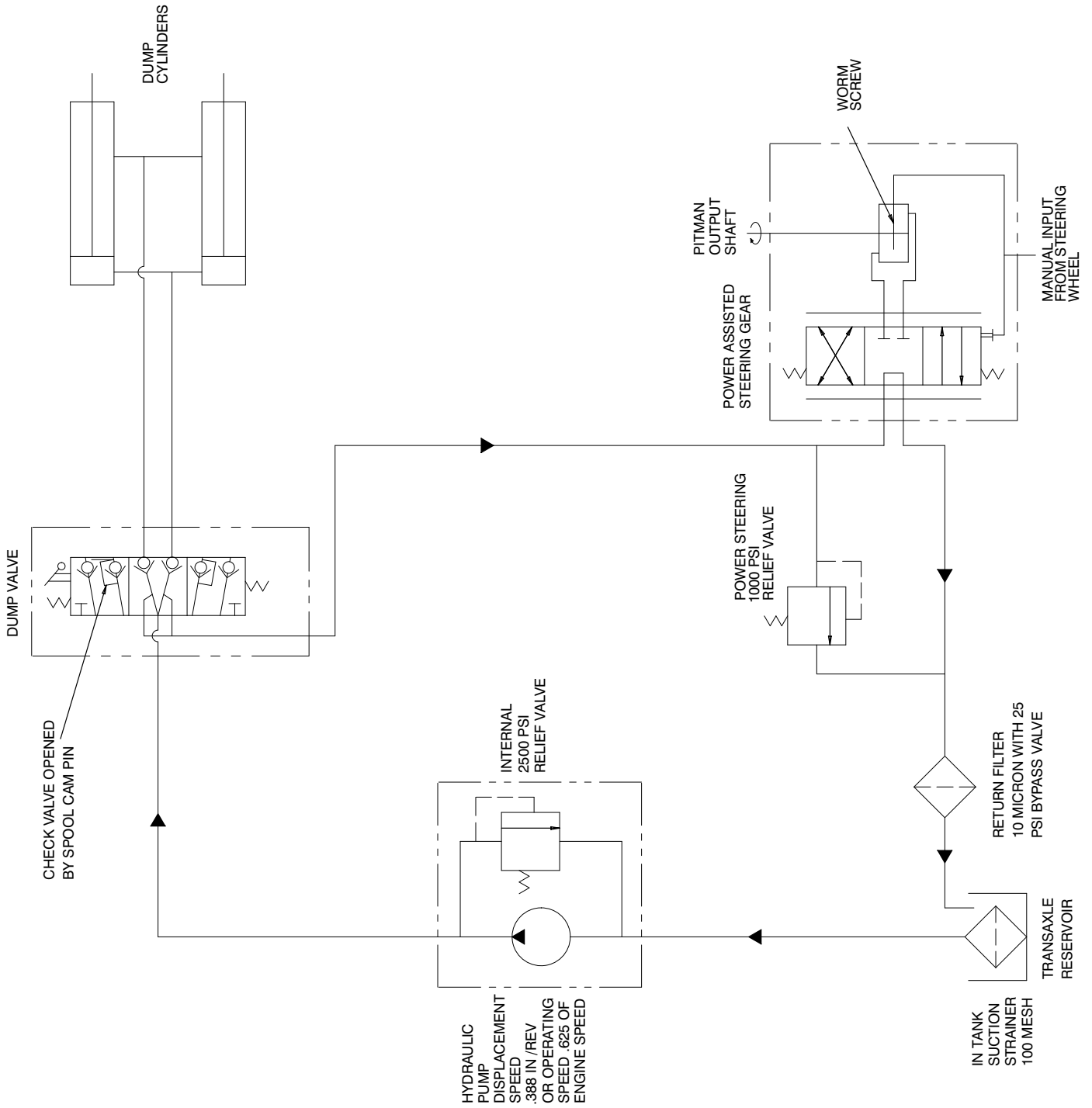


T-1587-1

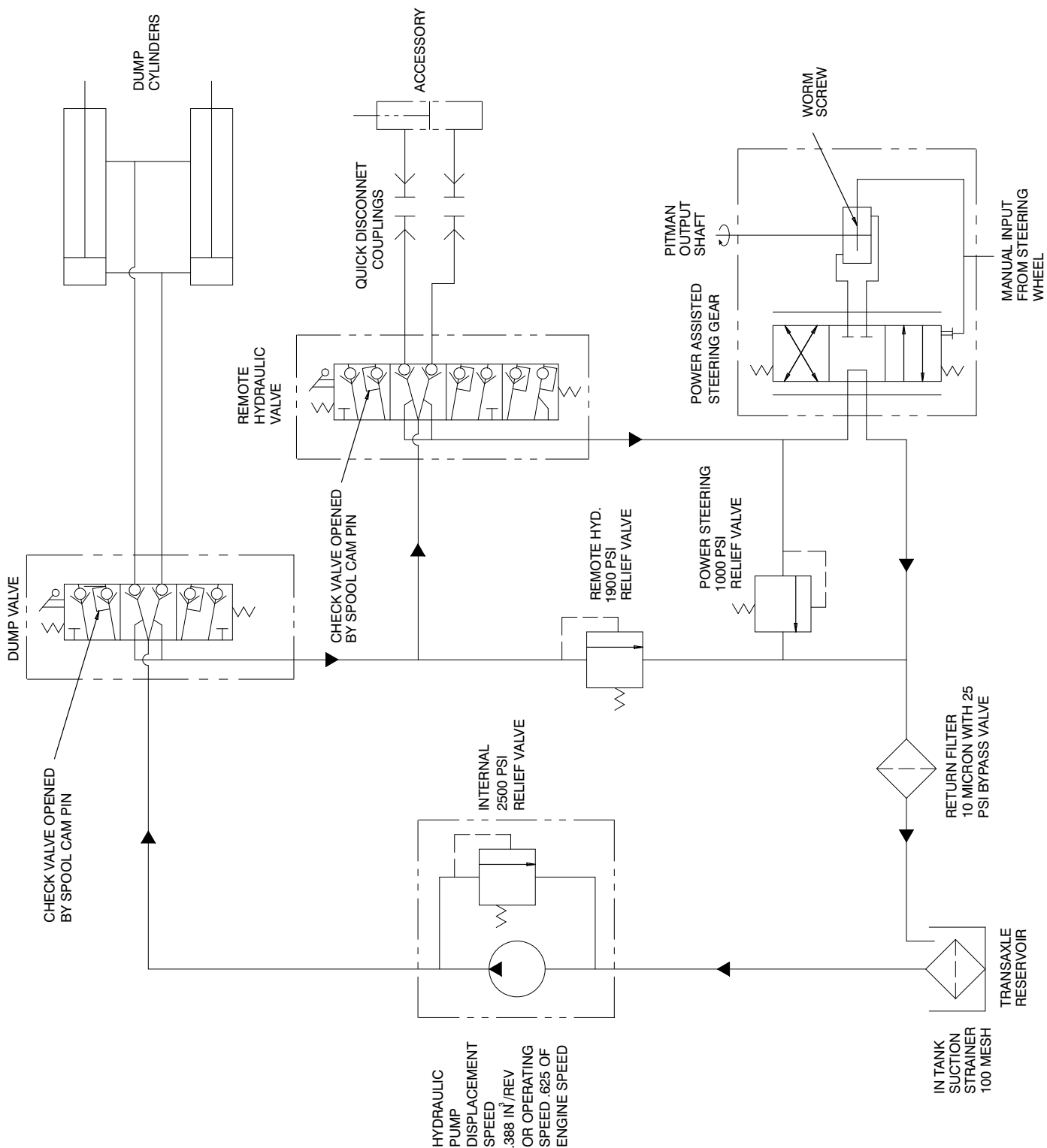
HYDRAULIC BRAKE LINE ROUTING ASSEMBLY

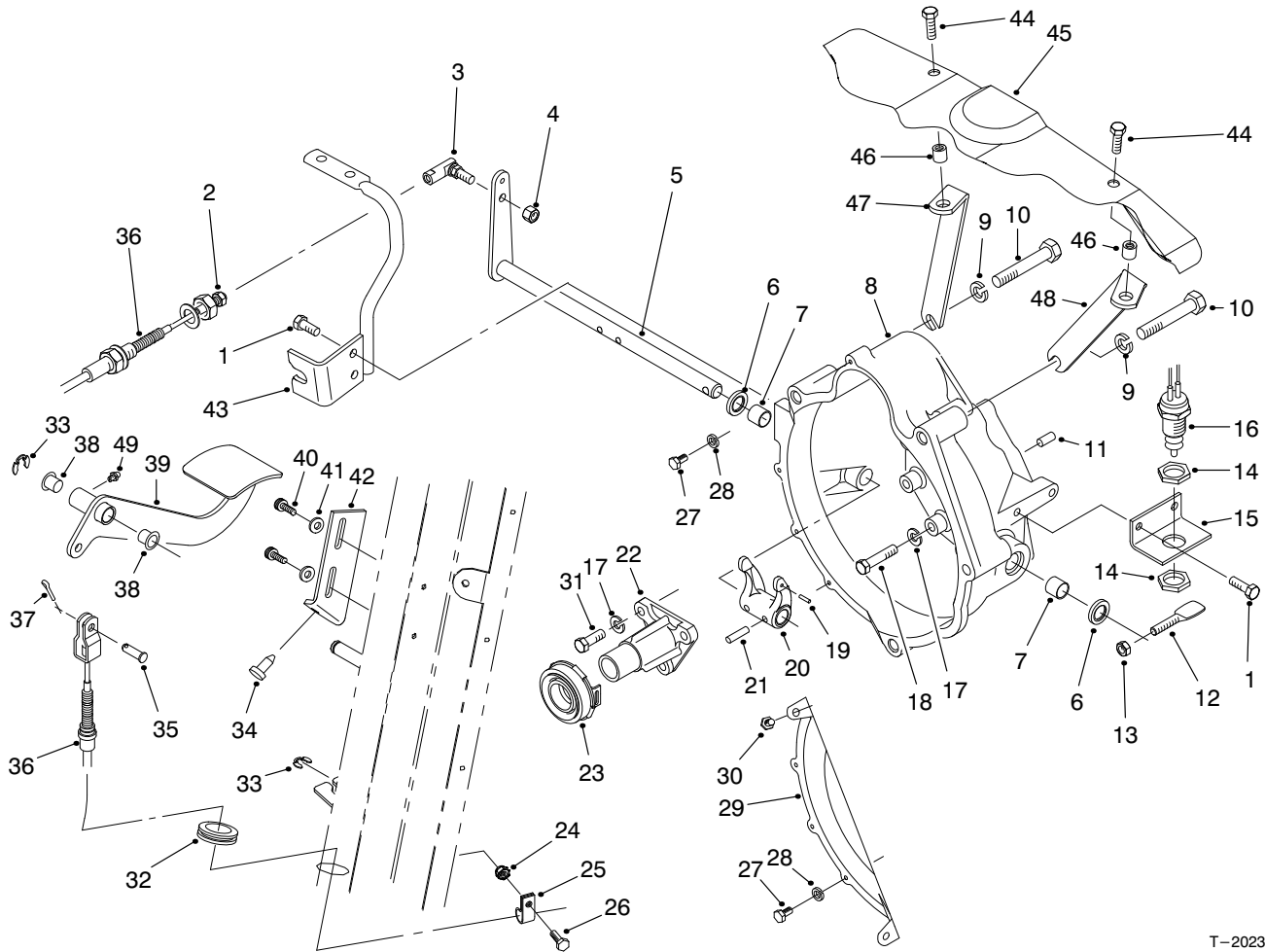
Ref. No.	Part No.	Description	No. Used	Ref. No.	Part No.	Description	No. Used
1	94-3820	Tube - Brake Front	1	11	322-2	Screw - HH	1
2	87-7660	Clamp - Brake Line	8	12	94-3842	Tube - Brake Rear	1
3	321-9	Screw - HH	4	16	93-7082	Tube - Brake Front LH	1
4	3256-22	Washer - Flat	4	17	32128-20	Nut - Flange	1
5	94-3819	Tube - Brake Rear	1	18	87-3560	Tee - Brake Line	1
6	87-3570	Fitting - Union	2	19	93-7085	Tube - Brake Front	1
8	87-3580	Retainer - Brake Hose	2	20	3296-42	Nut - Lock	5
9	93-7123	Hose - Brake Front	2	21	2412-89	Clamp - R	1
10	93-7081	Tube - Brake Front RH	1	22	321-4	Screw - HH	1

HYDRAULIC SCHEMATIC (Models 07200 & 07202)



HYDRAULIC SCHEMATIC (Models 07200TC)



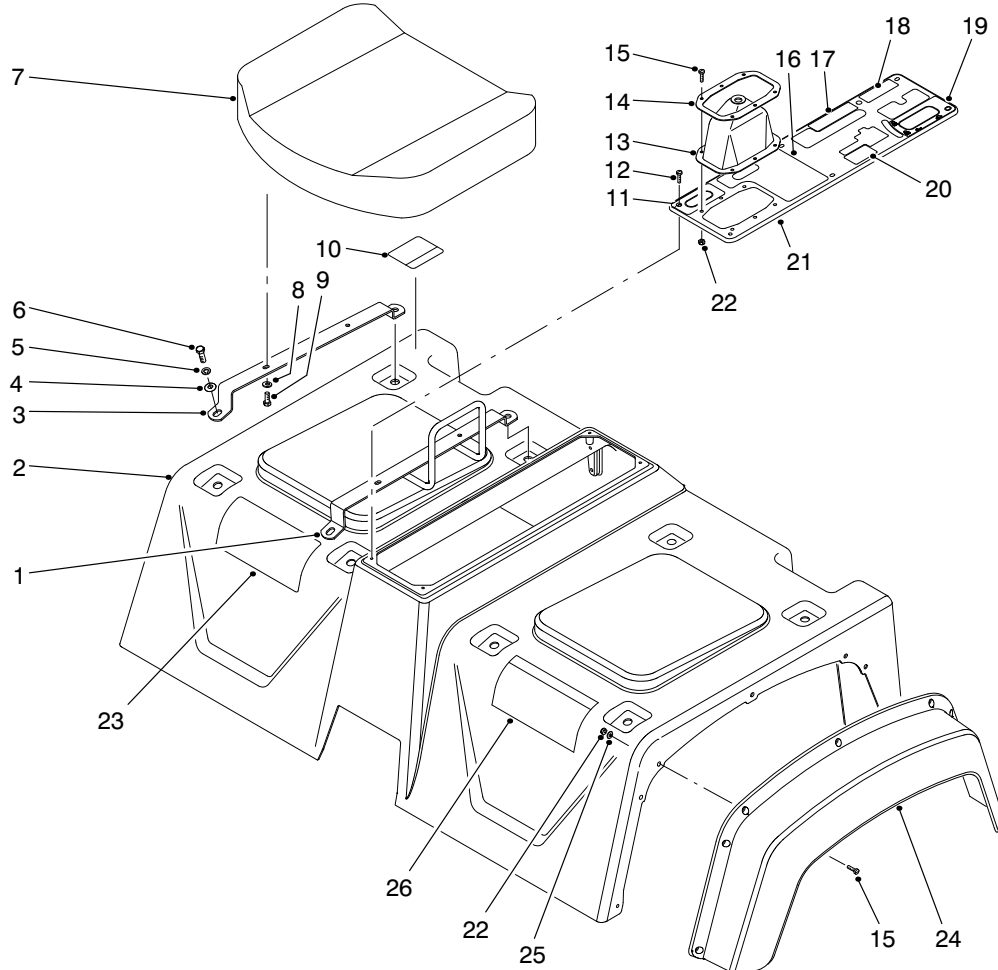


T-2023-1

CLUTCH LINKAGE ASSEMBLY

Ref. No.	Part No.	Description	No. Used
1	66-3160	Screw - HH	2
2	3220-2	Nut - Jam	1
3	2411-33	Joint - Ball	1
4	3296-4	Nut - Lock	1
5	87-5290	Shaft - Release	1
6	87-1920	Seal - Shaft	2
7	87-3770	Bushing - Sleeve	2
8	93-7121	Housing - Bell	1
9	3253-22	Washer - Lock	4
10	56-2150	Screw - HH	4
11	87-1910	Pin - Alignment	2
12	87-5360	Lever	1
13	3296-29	Nut - Lock	1
14	3218-20	Nut - Jam	2
15	87-5350	Bracket - Switch	1
16	87-5490	Switch - Neutral	1
17	42-9850	Washer - Lock	12
18	42-9530	Screw - HH	9
19	32121-7	Pin - Roll	1
20	87-5300	Fork - Clutch	1
21	32121-24	Pin - Roll	2
22	87-5320	Guide - Release	1
23	87-2100	Bearing - Release	1
24	32128-33	Nut - HHF	1
25	2412-89	Clamp - R	1
26	321-4	Screw - HH	1
27	48-7610	Screw - HH	4

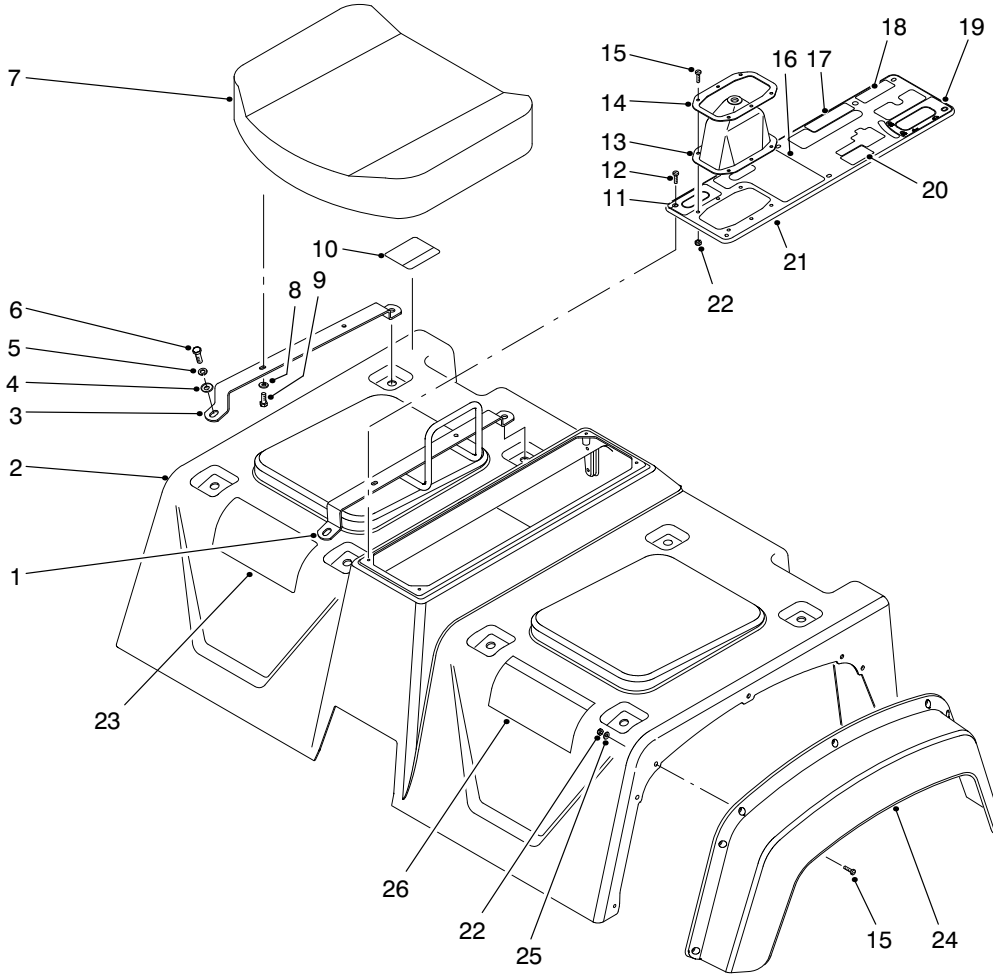
Ref. No.	Part No.	Description	No. Used
28	3253-3	Washer - Lock	4
29	92-1938	Cover - Bell Housing	1
30	92-2129	Screw - HH	2
31	57-6380	Screw - HH	3
32	240-5	Grommet	1
33	32120-47	Ring - E	2
34	87-8460	Bumper	1
35	283-30	Pin - Clevis	1
36	94-3837	Asm - Clutch Cable (Incl. Ref. #2)	1
37	3272-10	Pin - Cotter	1
38	256-156	Bushing - Flange	2
39	93-8958	Pedal - Clutch	1
40	87-6620	Screw - Torx Pan Hd.	2
41	3256-22	Washer - Flat	2
42	87-8710	Tab - Clutch	1
43	87-8480	Bracket - Clutch	1
44	3234-5	Screw - HHF (Europe)	2
45	92-1345	Cover - Engine (Europe)	1
46	32148-8	Nut - Insert (Europe)	2
47	93-8956	Asm - Rear Brace, RH (Europe) (Incl. Ref. #46)	1
48	93-8955	Asm - Rear Brace, LH (Europe) (Incl. Ref. #46)	1
49	302-5	Fitting - Grease	1



T-1589

SEAT BASE ASSEMBLY

Ref. No.	Part No.	Description	No. Used	Ref. No.	Part No.	Description	No. Used
1	87-6890	Hold - Hand	1	18	92-2609	Decal - Remote Hyd.	1
2	87-7070	Asm-Skirt (Incl. Ref. #10 & 26)	1	18	93-9866	Decal - Remote Hyd. (Europe)	1
3	87-3800	Bracket - Seat Bottom	3	18	92-5346	Decal - Remote Hyd. (Japan)	1
4	3256-23	Washer - Flat	8	19	87-6010	Decal - Dump Hyd.	1
5	3253-4	Washer - Lock	8	19	93-9444	Decal - Dump Hyd. (Europe)	1
6	322-5	Screw - HH	8	19	92-5353	Decal - Dump Hyd. (Japan)	1
7	87-5060	Cushion - Seat Bottom	2	20	87-6020	Decal - Brake	1
8	3256-22	Washer - Flat	8	20	93-9443	Decal - Brake (Europe)	1
9	321-4	Screw - HH	8	20	92-5304	Decal - Brake (Japan)	1
10	87-5930	Decal - Caution	1	21	87-8080	Asm-Console Plate (Incl. Ref. #11 & 16-20)	1
10	93-9448	Decal - Caution (Europe)	1	22	3296-2	Nut - Lock	20
10	92-5325	Decal - Caution (Japan)	1	23	87-9060	Decal - Quick Ref.	1
11	87-5960	Decal - Axle	1	23	92-5490	Decal - Quick Ref. (NL)	1
11	93-9857	Decal - Axle (Europe)	1	23	92-5491	Decal - Quick Ref. (F)	1
11	92-5318	Decal - Axle (Japan)	1	23	92-5492	Decal - Quick Ref. (D)	1
12	32144-52	Screw - PH TAP	6	23	92-5493	Decal - Quick Ref. (I)	1
13	87-8620	Boot - Shift	1	23	92-5495	Decal - Quick Ref. (ES)	1
14	87-3760	Plate - Shift Boot	1	23	92-5496	Decal - Quick Ref. (S)	1
15	3250-13	Screw - PPH	20	23	93-9436	Decal - Quick Ref. (DK)	1
16	87-5970	Decal - PTO	1	23	93-9437	Decal - Quick Ref. (SF)	1
16	93-9861	Decal - PTO (Europe)	1	23	93-9438	Decal - Quick Ref. (N)	1
16	92-5360	Decal - PTO (Japan)	1	23	93-9439	Decal - Quick Ref. (P)	1
17	87-6000	Decal - Differential	1				
17	93-9430	Decal - Differential (Europe)	1				
17	92-5311	Decal - Differential (Japan)	1				

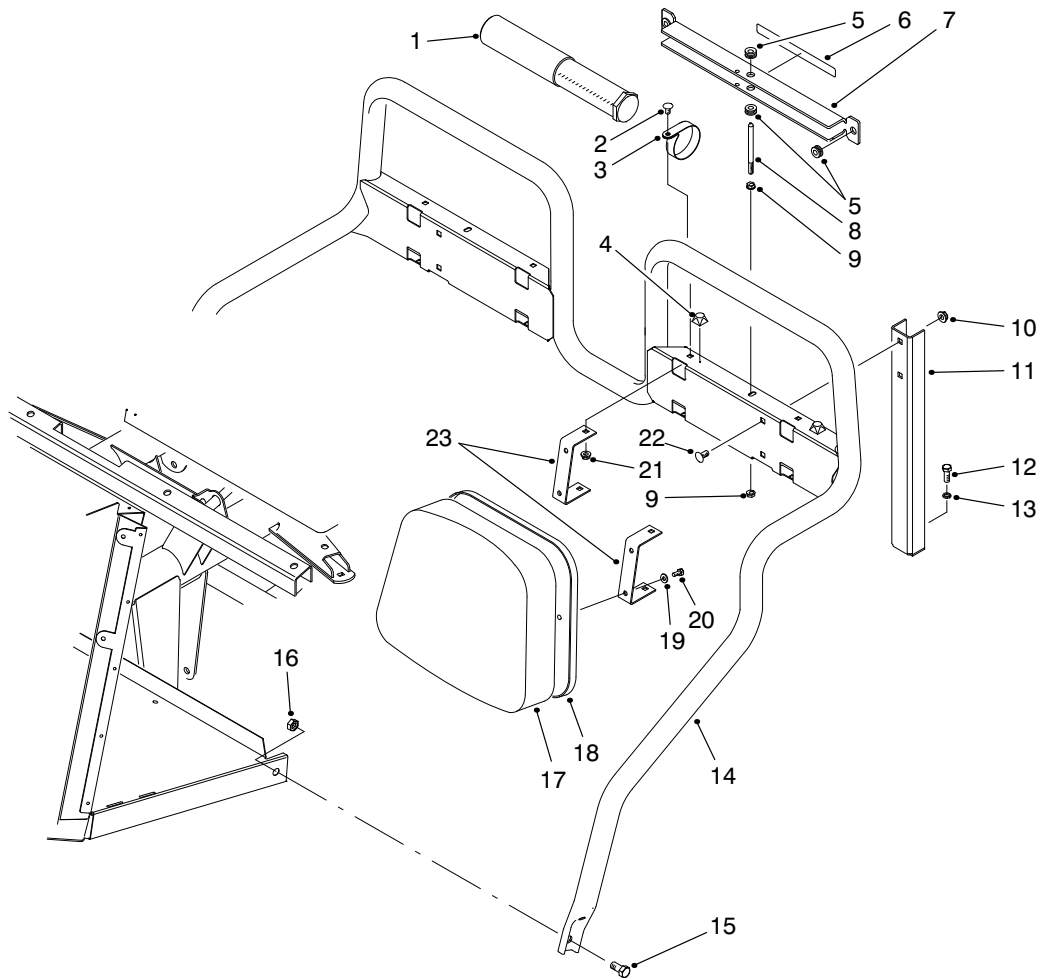


T-1589

SEAT BASE ASSEMBLY

Ref. No.	Part No.	Description	No. Used
23	92-5494	Decal - Quick Ref. (Japan)	1
24	87-9480	Fender - Front	2
25	3256-61	Washer - Flat	14

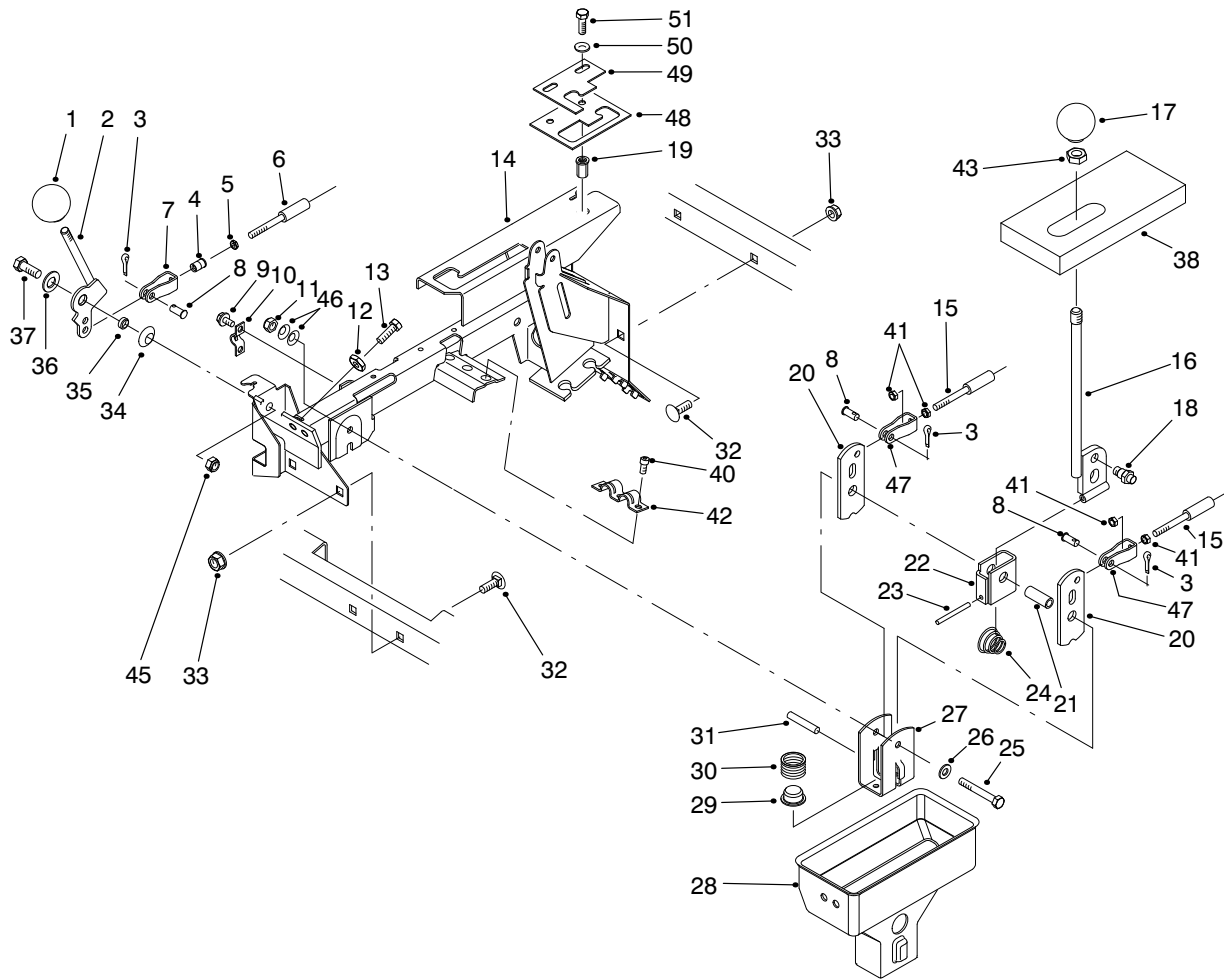
Ref. No.	Part No.	Description	No. Used
26	87-5920	Decal - Danger	1
26	93-9860	Decal - Danger (Europe)	1
26	92-6408	Decal - Danger (Japan)	1



T-1779-1

SEAT BACK ASSEMBLY

Ref. No.	Part No.	Description	No. Used	Ref. No.	Part No.	Description	No. Used
1	74-0720	Tube - Manual	1	11	87-2510	Bracket - Seat Frame	2
2	3230-18	Bolt - Carriage	8	12	323-6	Screw - HH	2
3	2412-133	Clamp - R	2	13	3253-21	Washer - Lock	2
4	111071	Bumper	2	14	87-6170	Frame - Seat	1
5	92-5972	Grommet	4	15	325-4	Screw - HH	2
6	87-7930	Decal - Danger	1	16	3296-23	Nut - Lock	2
6	93-9852	Decal - Danger (Europe)	1	17	87-6290	Cushion - Seat Back	2
6	92-6415	Decal - Danger (Japan)	1	18	87-6280	Plate - Seat Back	2
7	87-7950	Asm-Bed Support (Incl. Ref. #5 & 6)	1	19	3256-22	Washer - Flat	8
8	87-7940	Stud	1	20	321-4	Screw - HH	8
9	32128-44	Nut - Flange Lock	2	21	32128-20	Nut - Flange Lock	8
10	3290-357	Nut - Flange Lock	4	22	3231-21	Bolt - Carriage	4
				23	87-6240	Bracket - Seat Back	4

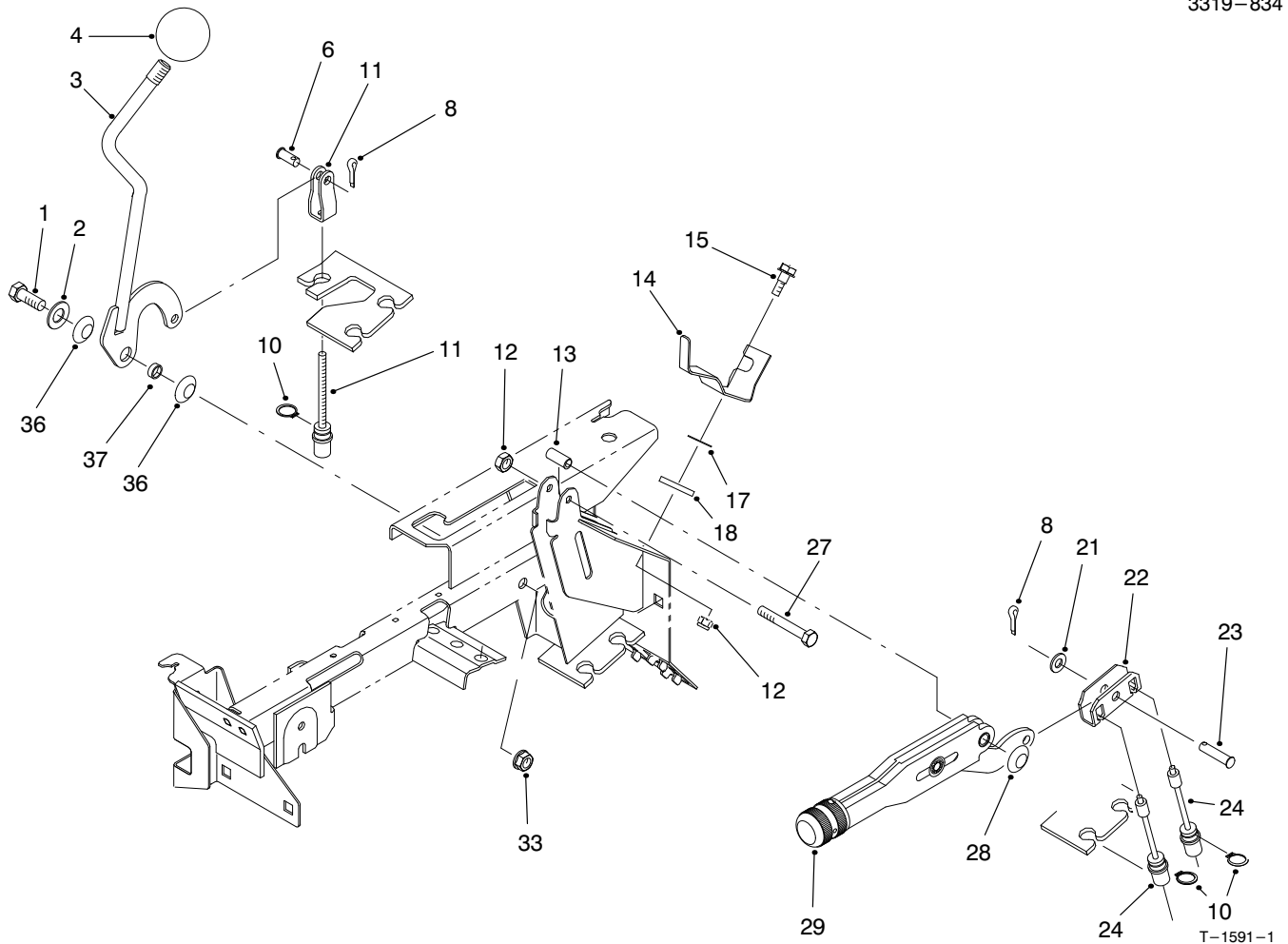


T-2629

HI-LO & SHIFT LEVER ASSEMBLIES

Ref. No.	Part No.	Description	No. Used
1	233-37	Knob	1
2	87-4350	Lever - Hi-Lo	1
3	3272-6	Pin - Cotter	3
4	32148-15	Insert - Threaded	1
5	3219-14	Nut	1
6	87-4420	Asm-Hi-Lo Cable (Incl. Ref. #5)	1
7	87-7160	Asm-Clevis, Cable (Incl. Ref. #4)	1
8	283-62	Pin - Clevis	3
9	32144-4	Screw - HWH	2
10	87-4340	Clamp - Cable	1
11	3296-58	Nut - Lock	2
12	3220-3	Nut - Jam	2
13	3211-8	Screw - HH	2
14	94-5202	Asm-Lever Support (Incl. Ref. #19)	1
15	87-4260	Asm-Cable (Incl. Ref. #41)	2
16	87-2040	Lever - Shift	1
17	87-6720	Knob	1
18	87-3650	Pin - Shift	1
19	32148-7	Nut - Clinch	2
20	87-3540	Link - Shift	2
21	87-2520	Tube - Pivot	1
22	87-6040	Bracket - Shifter	1
23	32121-48	Pin - Roll	1
24	87-2900	Spring - Compression	1

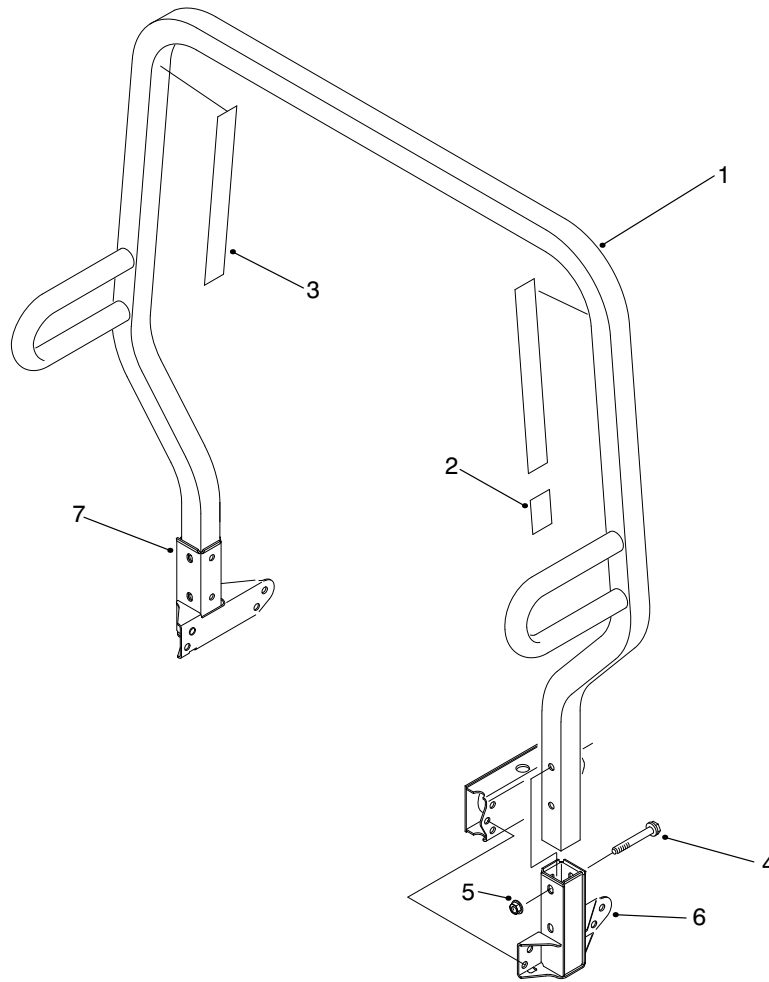
Ref. No.	Part No.	Description	No. Used
25	322-12	Screw - HH	1
26	87-8640	Washer - Flat	1
27	87-3520	Clevis	1
28	87-2260	Boot - Shift Lower	1
29	87-3530	Button - Shifter	1
30	87-3660	Spring - Compression	1
31	3290-507	Pin - Dowel	1
32	3231-21	Bolt - Carriage	4
33	3290-357	Nut - Flange Lock	4
34	3290-221	Washer - Spring	1
35	76-9100	Spacer - Hi-Lo Lever	1
36	49-9150	Washer - Flat	1
37	323-6	Screw - HH	1
38	87-6570	Foam - Seal	1
40	65-5220	Screw - HSH	3
41	3220-1	Nut - Jam	4
42	87-4960	Clamp - Cable	1
43	3218-18	Nut - Jam	1
45	3296-39	Nut - Lock	1
46	3290-456	Washer - Belleville	2
47	87-2310	Clevis - Cable	2
48	87-4670	Plate - Detent Lower (Model 07200TC)	1
49	87-4680	Plate - Detent Upper (Model 07200TC)	1
50	3256-23	Washer - Flat	2
51	322-5	Screw - HH	2



DIFFERENTIAL LOCK & PARKING BRAKE ASSEMBLIES

Ref. No.	Part No.	Description	No. Used
1	323-6	Screw - HH	1
2	49-9150	Washer - Flat	1
3	87-5030	Lever - Differential Lock	1
4	233-48	Knob	1
6	283-62	Pin - Clevis	1
8	3272-6	Pin - Cotter	1
10	32120-47	Ring - Retaining	3
11	87-4460	Differential Lock Cable	1
12	3296-42	Nut - Lock	1
13	87-4710	Spacer - Barking Brake	1
14	87-6640	Lever - Dump Stop	1
15	42-3560	Screw - Shoulder	1

Ref. No.	Part No.	Description	No. Used
17	3290-478	Washer - Belleville	1
18	71-5320	Washer - Flat	1
21	3256-23	Washer - Flat	1
22	87-3480	Plate - Brake Equalizer	1
23	94-3829	Pin - Clevis	1
24	87-8240	Cable - Parking Brake	2
27	321-9	Screw - HH	1
28	3290-477	Washer - Curved	1
29	87-2710	Lever - Parking Brake	1
33	3296-39	Nut - Lock	1
36	3290-221	Washer - Spring	2
37	76-2290	Spacer	1

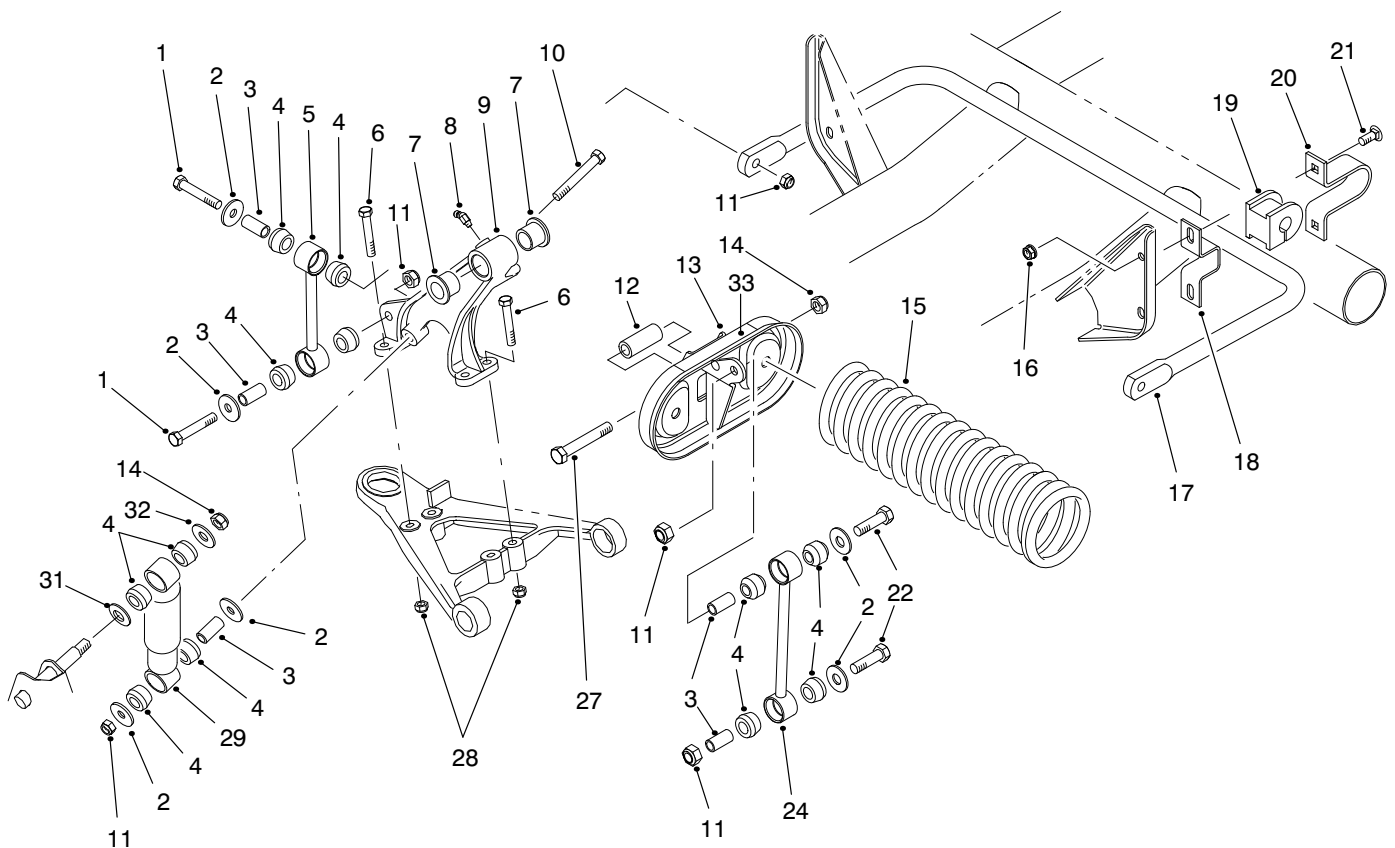


T-1592-1

ROLL OVER PROTECTION SYSTEM (R.O.P.S.) ASSEMBLY

Ref. No.	Part No.	Description	No. Used
1	87-7090	Asm-Frame, R.O.P.S. (Incl. Ref. #2 & 3)	1
2	87-5940	Decal - Rollover	1
2	93-9850	Decal - Rollover (Europe)	1
2	92-5388	Decal - Rollover (Japan)	1
3	87-5980	Decal - R.O.P.S.	2

Ref. No.	Part No.	Description	No. Used
3	93-9859	Decal - R.O.P.S. (Europe)	2
3	92-5381	Decal - R.O.P.S. (Japan)	2
4	3234-40	Screw - HHF	4
5	32128-23	Nut - Flange Lock	4
6	87-6950	Receiver - LH	1
7	87-6960	Receiver - RH	1

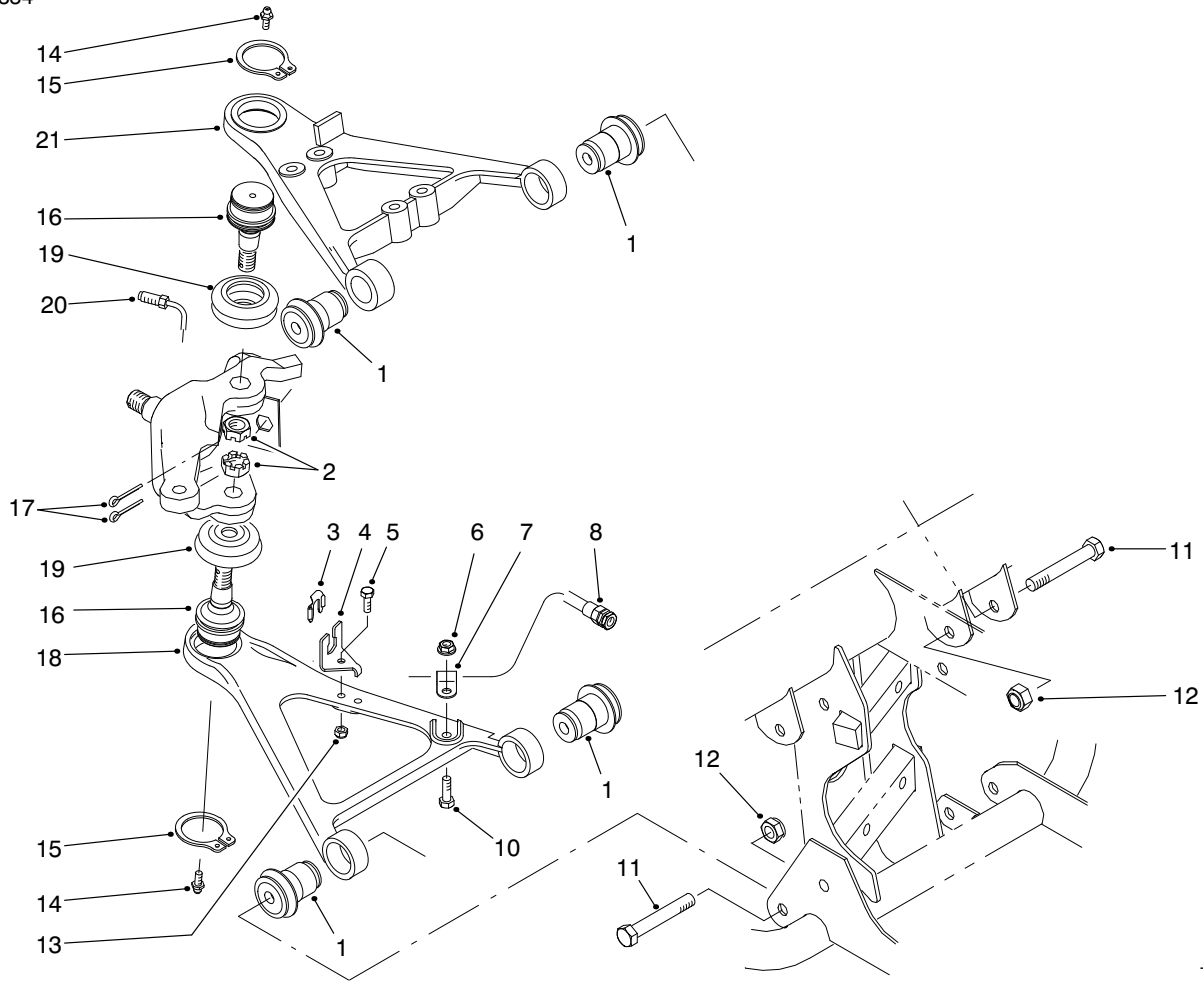


T-1593-1

FRONT SUSPENSION ASSEMBLY

Ref. No.	Part No.	Description	No. Used	Ref. No.	Part No.	Description	No. Used
1	324-10	Screw - HH	4	16	3290-357	Nut - Flange Lock	4
2	87-5330	Washer	8	17	87-3850	Bar - Anti-Sway	1
3	87-3600	Spacer	10	18	87-3890	Bracket - Anti-Sway Bar	2
4	87-3920	Bushing - Rubber	16	19	87-3910	Bushing - Anti-Sway Bar	2
5	87-3860	Link - Anti-Sway Bar	2	20	87-4010	Clamp - Anti-Sway Bar	2
6	323-12	Screw - HH	8	21	3231-3	Bolt - Carriage	4
7	33-3090	Bushing - Flange	4	22	324-9	Screw - HH	4
8	302-11	Fitting - Grease	1	24	87-2480	Link - Stabilizer	2
9	87-0150	Tower - Control Arm RH	1	27	325-13	Screw - HH	4
*	87-0160	Tower - Control Arm LH	1	28	3296-39	Nut - Lock	8
10	324-13	Screw - HH	2	29	87-3110	Absorber - Shock	2
11	3296-48	Nut - Lock	10	31	3256-27	Washer - Flat	2
12	87-2500	Sleeve - Spring Pivot	2	32	3256-6	Washer - Flat	2
13	87-7150	Asm - Cradle, Spring (Incl. Ref. #33)	2	33	44-0760	Decal - Warning	2
14	3296-23	Nut - Lock	4	33	93-9879	Decal - Warning (Europe)	2
15	87-0690	Spring - Compression	2	33	92-6493	Decal - Warning (Japan)	2

*Not Illustrated



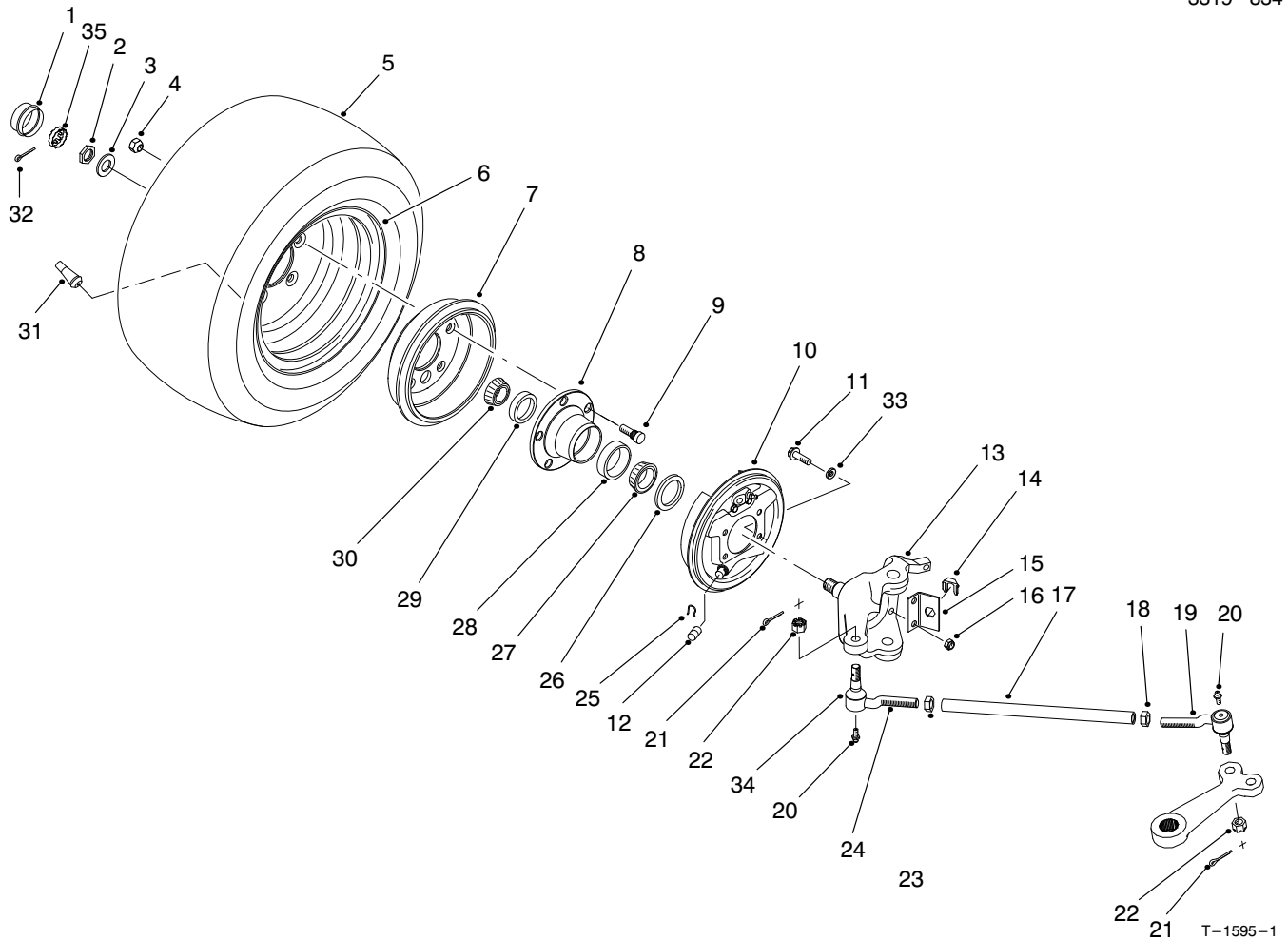
T-1594-1

FRONT SUSPENSION CONTROL ARM ASSEMBLY

Ref. No.	Part No.	Description	No. Used
1	87-1450	Bushing - Rubber	8
2	32136-2	Nut - Slotted	2
3	87-3580	Retainer - Brake Hose	2
4	87-2870	Bracket - Brake Hose	2
5	321-6	Screw - HH	2
6	32128-20	Nut - Flange Lock	2
7	2412-10	Clamp - R	2
8	93-7123	Hose - Brake Front	2
10	322-5	Screw - HH	2
11	325-13	Screw - HH	8
12	3296-23	Nut - Flange Lock	8
13	3296-42	Nut - Lock	2

Ref. No.	Part No.	Description	No. Used
14	302-5	Fitting - Grease	4
15	32151-104	Ring - Snap	4
16	87-1430	Joint - Ball	4
17	3272-12	Pin - Cotter	4
18	87-0210	Arm - Control Lower RH	1
*	87-0220	Arm - Control Lower LH	1
19	87-2420	Boot	4
20	87-2800	Tube - Brake RH	1
*	87-2790	Tube - Brake LH	1
21	93-7135	Arm - Control Upper RH	1
*	93-7133	Arm - Control Upper LH	1

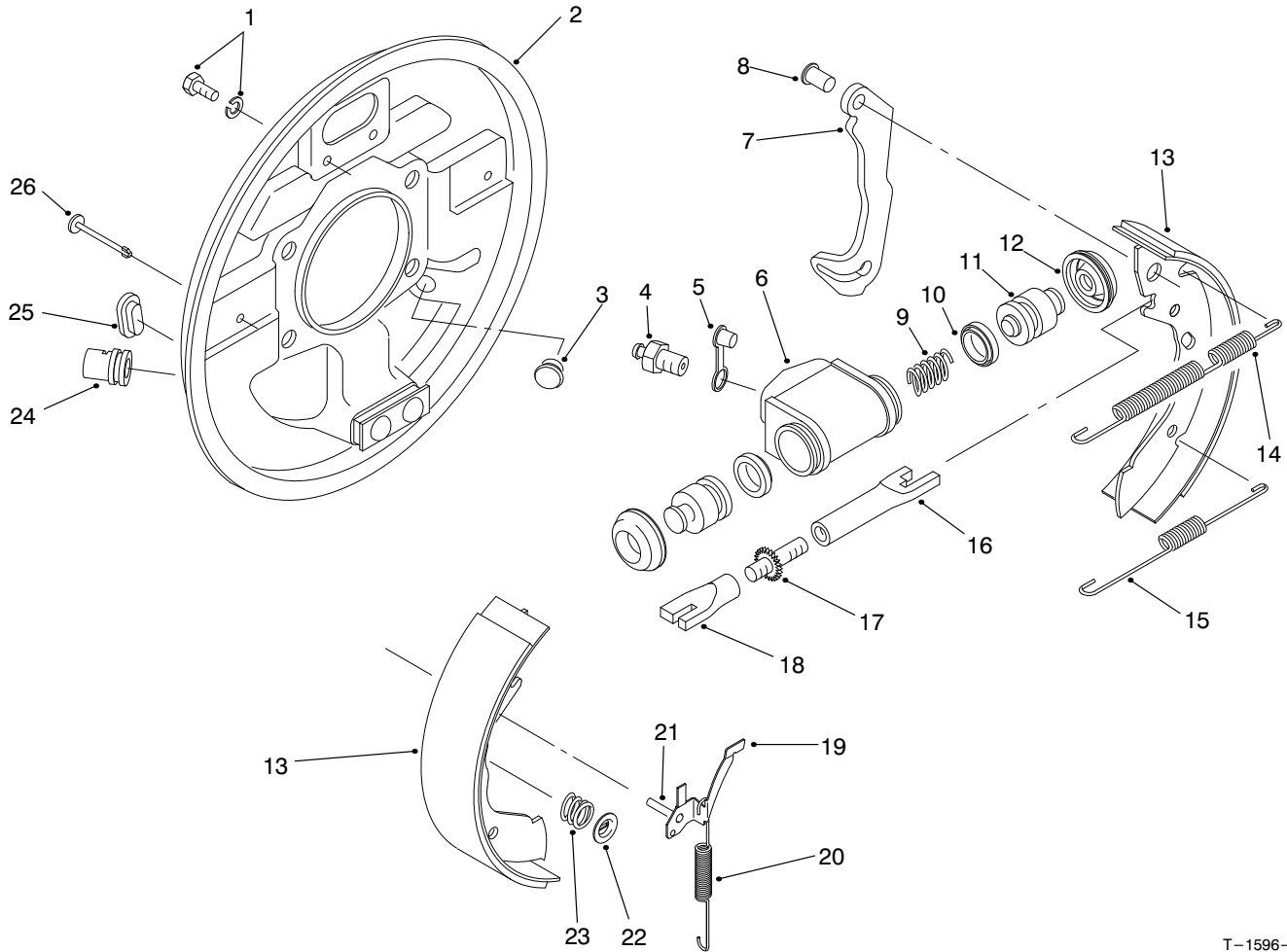
*Not Illustrated



FRONT WHEEL ASSEMBLY

Ref. No.	Part No.	Description	No. Used	Ref. No.	Part No.	Description	No. Used
1	241-119	Cap - Dust	2	*19	94-3804	Asm-Rod End, LH Thread (Incl. Ref. #21, 22 & 34) Heavy Duty (Optional)	2
2	3220-7	Nut - Jam	2	20	302-5	Fitting - Grease	4
3	93-0309	Washer - Tab	2	21	3272-12	Pin - Cotter	4
4	23-7270	Nut - Lug	10	22	32136-3	Nut - Slotted	4
5	94-5261	Tire	2	23	3220-11	Nut - Jam	2
*	94-3809	Tire - Hard Surface (Optional)	2	24	87-1480	Asm-Rod End, RH Thread (Incl. Ref. #20-22 & 34)	2
6	87-5720	Rim	2	*	94-3807	Asm-Rod End, RH Thread (Incl. Ref. #21, 22 & 34) Heavy Duty (Optional)	2
7	87-0270	Drum - Brake	2	25	87-3310	Clip - Brake Cable	2
8	87-5560	Hub - Wheel	2	26	87-3590	Seal - Bearing	2
9	87-8730	Stud - Drive	10	27	254-106	Cone - Bearing	2
10	87-3010	Asm-Brake RH	1	28	254-107	Cup - Bearing	2
*	87-3020	Asm-Brake LH	1	29	254-72	Cup - Bearing	2
11	323-8	Screw - HHF	8	30	254-94	Cone - Bearing	2
12	87-3450	Plug	2	31	232-27	Stem - Valve	2
13	87-9430	Spindle - RH	1	32	3272-12	Pin - Cotter	2
*	87-9440	Spindle - LH	1	33	3253-21	Washer - Lock	8
14	87-3580	Retainer	2	34		Seal - Rod End	4
15	87-2820	Bracket - Hose	2	35	93-0307	Nut - Retainer	2
16	3296-39	Nut - Lock	8	*	87-5340	Kit-Seal, Tie Rod End (Incl. Ref. #20-22 & 34)	4
17	87-2410	Rod - Tie	2				
18	3218-21	Nut - Jam	2				
19	87-1470	Asm-Rod End, LH Thread (Incl. Ref. # 20-22 & 34)	2				

*Not Illustrated



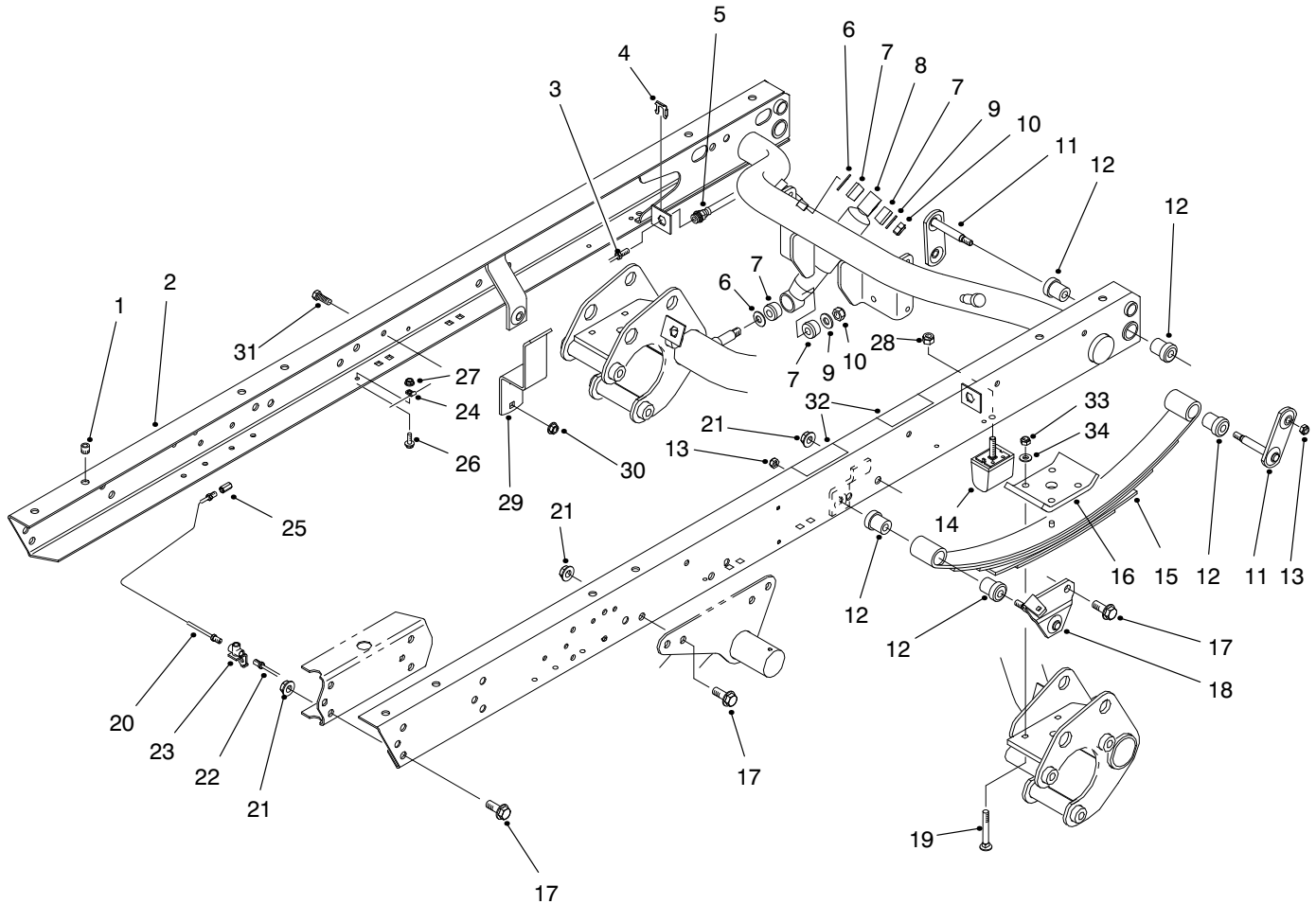
T-1596-1

FRONT BRAKE ASSEMBLY

Ref. No.	Part No.	Description	No. Used
1	92-4135	Set Bolt	2
2	92-4115	Asm-Backplate LH (Incl. Ref. #24)	1
*	92-4116	Asm-Backplate RH (Incl. Ref. #24)	1
3	92-4125	Plug	1
4	92-4113	Screw - Bleed	1
5	92-4114	Cap - Bleed Screw	1
6		Body	1
7		Lever - Operating LH/RH	1
8		Pin	1
9		Spring	1
10		Seal - 'L' Type	2
11		Piston	2
12		Cover - Dust	2
13	92-4120	Shoe & Lining Set (Incl. Ref. #7 & 8)	1
14	92-4126	Spring - Shoe, Upper LH	1
*	92-4127	Spring - Shoe, Upper RH	1
15	92-4128	Spring - Shoe, Lower	1
16		Pushrod - Female LH	1
*		Pushrod - Female RH	1
17		Bolt - Adjuster	1
18		Sleeve - Adjuster	1

Ref. No.	Part No.	Description	No. Used
19	92-4123	Asm-Pawl LH (Incl. Ref. #21)	1
*	92-4124	Asm-Pawl RH (Incl. Ref. #21)	1
20	92-4129	Spring - Adjuster, LH	1
*	92-4130	Spring - Adjuster, RH	1
21		Pin - Pawl	1
22	92-4131	Washer - Hold Down	2
23	92-4132	Spring - Hold Down	2
24		Guide - Pipe	1
25	92-4134	Plug - Inspection	1
26	92-4133	Pin - Hold Down	2
*	92-4121	Asm-Adjuster LH (Incl. Ref. #16-18)	1
*	92-4122	Asm-Adjuster RH (Incl. Ref. #16-18)	1
*	92-4117	Asm-Wheel Cylinder LH (Incl. Ref. #4-6 & 9-12)	1
*	92-4118	Asm-Wheel Cylinder RH (Incl. Ref. #4-6 & 9-12)	1
*	92-4119	Kit-Seal (Incl. Ref. #10 & 12)	1
*	87-3010	Asm-Front Brake, RH (Complete)	1
*	87-3020	Asm-Front Brake, LH (Complete)	1

*Not Illustrated



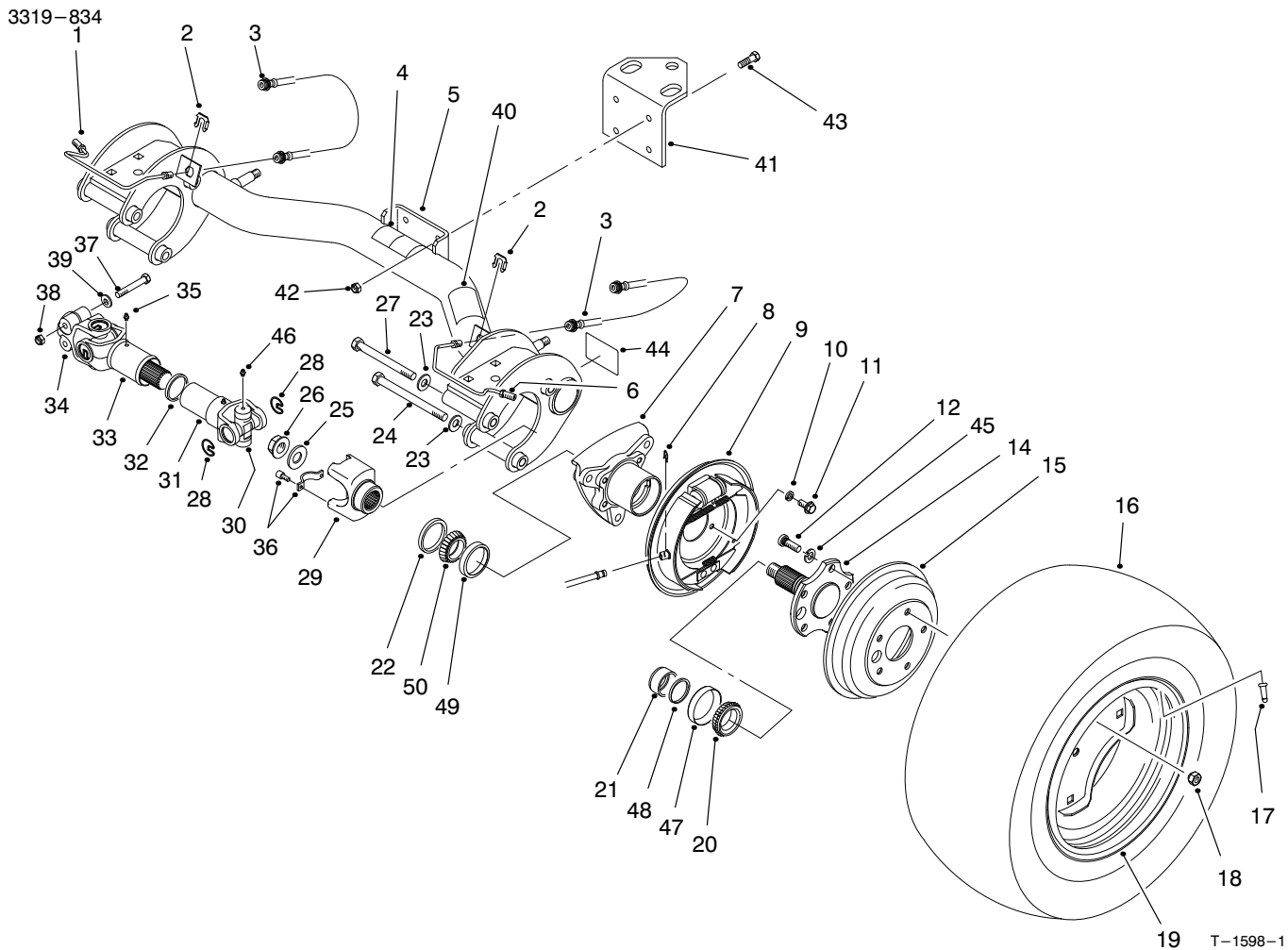
T-1597-1

REAR FRAME ASSEMBLY

Ref. No.	Part No.	Description	No. Used
1	32148-9	Insert - Threaded	8
2	87-8440	Asm-Rear Frame (Incl. Ref. #1 & 32)	1
3	94-3846	Tube - Brake RH	1
*	94-3844	Tube - Brake LH	1
4	87-3580	Retainer	2
5	87-4100	Hose - Brake	2
6	3256-27	Washer - Flat	4
7	87-3920	Bushing - Rubber	8
8	87-3110	Shock Absorber	2
9	3256-6	Washer - Flat	4
10	3296-23	Nut - Lock	4
11	87-3980	Shackle - Spring	4
12	87-4760	Bushing	12
13	3296-39	Nut - Lock	6
14	87-3470	Bumper - Spring	2
15	87-1490	Spring - Leaf	2
16	87-7470	Plate - Clamp	2
17	3234-38	Screw - HHF	24
18	87-3960	Mount - Spring LH	1
*	87-3940	Mount - Spring RH	1

Ref. No.	Part No.	Description	No. Used
19	3232-17	Bolt - Carriage	8
20	94-3845	Tube - Brake RH	1
21	32128-23	Nut - Flange Lock	24
22	94-3843	Tube - Brake LH	1
23	87-3560	Tee - Brake Tube	1
24	2412-149	Clamp - Tube	4
25	87-3570	Union - Brake Line	1
26	321-4	Screw - HHF	4
27	32128-33	Nut - Flange Lock	4
28	48-9520	Nut - Lock	2
29	87-6690	Guard - Induction Chamber	1
30	3290-357	Nut - Flange Head	2
31	323-6	Screw - HH	2
32	66-6840	Decal - Caution	2
32	93-8071	Decal - Caution (Europe)	2
32	92-6479	Decal - Caution (Japan)	2
33	3296-76	Nut - Lock	8
34	87-7480	Washer - Flat	8

*Not Illustrated



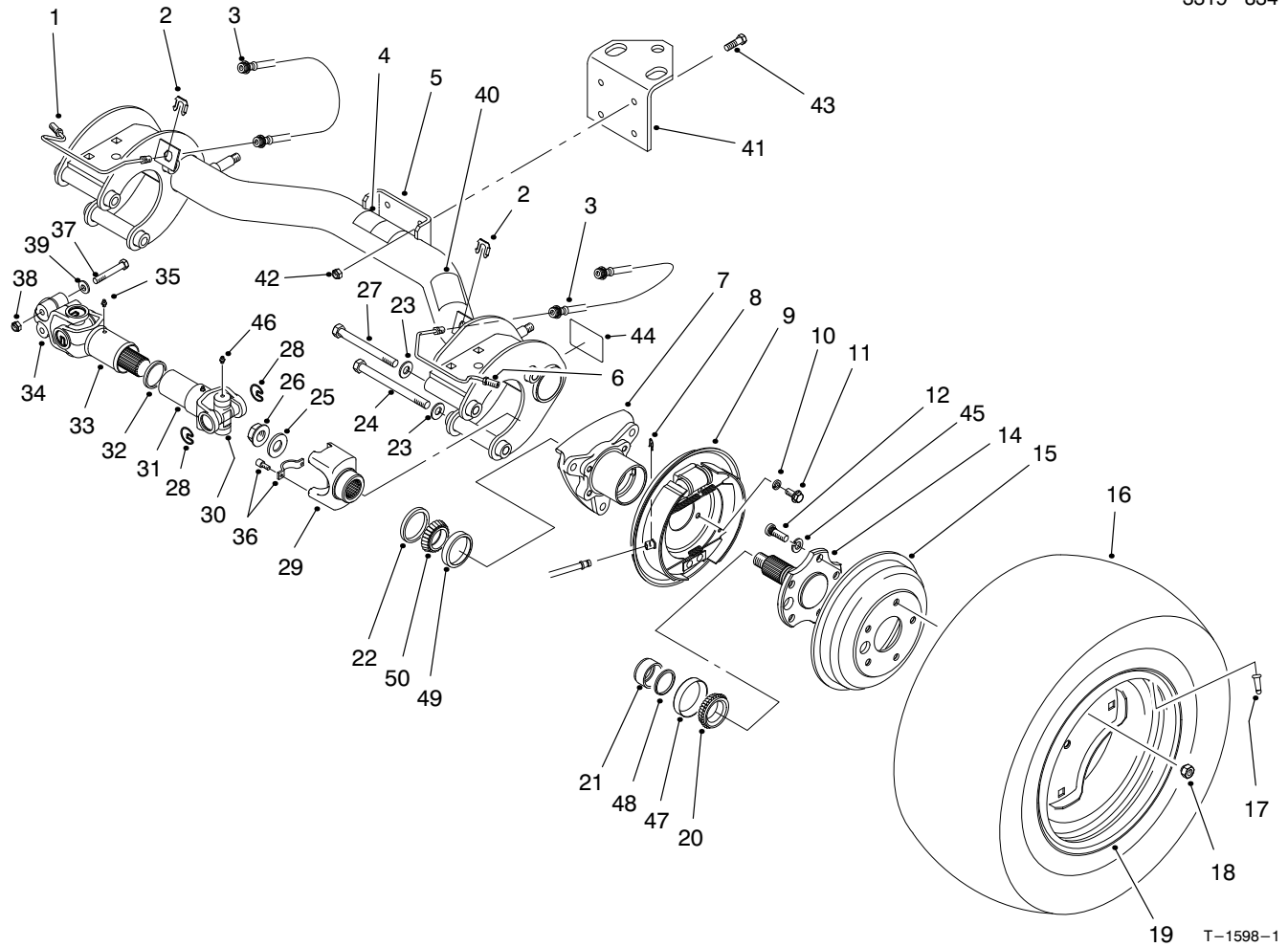
REAR AXLE ASSEMBLY

Ref. No.	Part No.	Description	No. Used
1	87-4090	Tube - Brake RH	1
2	87-3580	Retainer - Brake Hose	2
3	87-4100	Hose - Brake	2
4	87-6060	Decal - ATF	1
4	93-9442	Decal - ATF (Europe)	1
4	92-5473	Decal - ATF (Japan)	1
5	87-7110	Asm-Axle, Rear (Incl. Ref. #4, 40 & 44)	1
6	87-4080	Tube - Brake LH	1
7	87-2240	Housing - Axle	2
8	87-3310	Clip - Brake Cable	2
9	93-7126	Asm-Brake, LH	1
*	93-7125	Asm-Brake, RH	1
10	3253-21	Washer - Lock	8
11	323-6	Screw - HH	8
12	87-2080	Stud - Drive	10
14	93-7090	Stub - Axle	2
15	93-7128	Drum - Brake	2
16	87-6740	Tire - Rear 24"	2
*	87-3290	Tire - Rear 23" (Optional)	2
17	232-27	Valve - Stem	2
18	23-7270	Nut - Lug	10
19	87-6750	Rim - Rear 24"	2
*	87-3000	Rim - Rear 23" (Optional)	2

Ref. No.	Part No.	Description	No. Used
†20		Cone - Bearing	1
21	87-4060	Spacer - Bearing	2
22	87-3590	Seal - Bearing	2
23	87-7270	Washer - Flat	6
24	325-20	Screw - HH	5
25	87-3060	Washer - Flat	2
26	32128-53	Nut - Flange Lock	2
27	325-19	Screw - HH	1
28	92-4188	Ring - Snap	12
29	92-4190	Yoke - End	2
30	92-4187	Kit-Cross & Bearing	4
31	92-4182	Yoke & Hub	2
32	92-4180	Seal	2
33	92-4179	Yoke, Shaft & Seal Tube	2
34	98-2940	Yoke - Double Clamp	2
35	302-5	Fitting - Grease	4
36	92-4189	Kit-Strap & Bolt	2
37	98-2939	Screw - HH	4
38	32128-36	Nut - Lock	4
39	80-6990	Washer	4
40	87-5990	Decal - PTO	1
40	93-9862	Decal - PTO (Europe)	1
40	92-5367	Decal - PTO (Japan)	1
41	92-5951	Angle - Hitch	1
42	3296-39	Nut - Lock	4
43	323-7	Screw - HH	4

*Not Illustrated

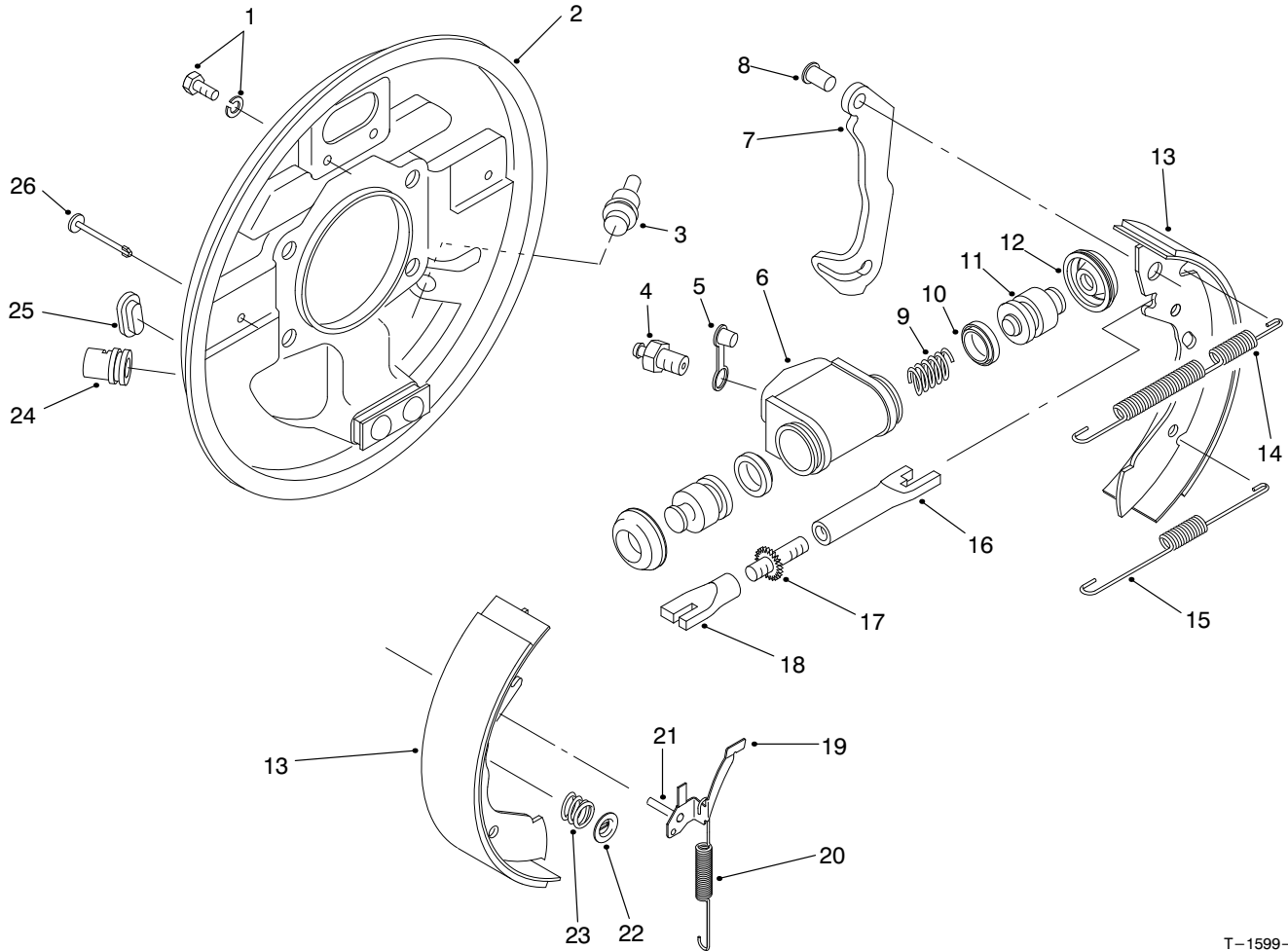
†Not Serviced Separately



REAR AXLE ASSEMBLY (Continued)

Ref. No.	Part No.	Description	No. Used	Ref. No.	Part No.	Description	No. Used
44	87-9080	Decal - Grease	2	*	98-2918	Asm-Driveshaft (Incl. Ref. #28, 30-35 & 46)	2
44	93-9449	Decal - Grease (Europe)	2	*	87-5370	Asm-Rear Tire & Wheel (24")	2
44	92-6444	Decal - Grease (Japan)	2	*	87-6370	Asm-Rear Tire & Wheel (Optional 23")	2
45	3253-6	Washer - Lock	10	*	87-1970	Bearing - Matched Set Use 1 set per wheel (Incl. Ref. #20 & 47-50)	2
46	302-58	Fitting - Grease	16				
†47		Cup - Bearing	1				
†48		Spacer	1				
†49		Cup - Bearing	1				
†50		Cone - Bearing	1				

*Not Illustrated
 †Not Serviced Separately

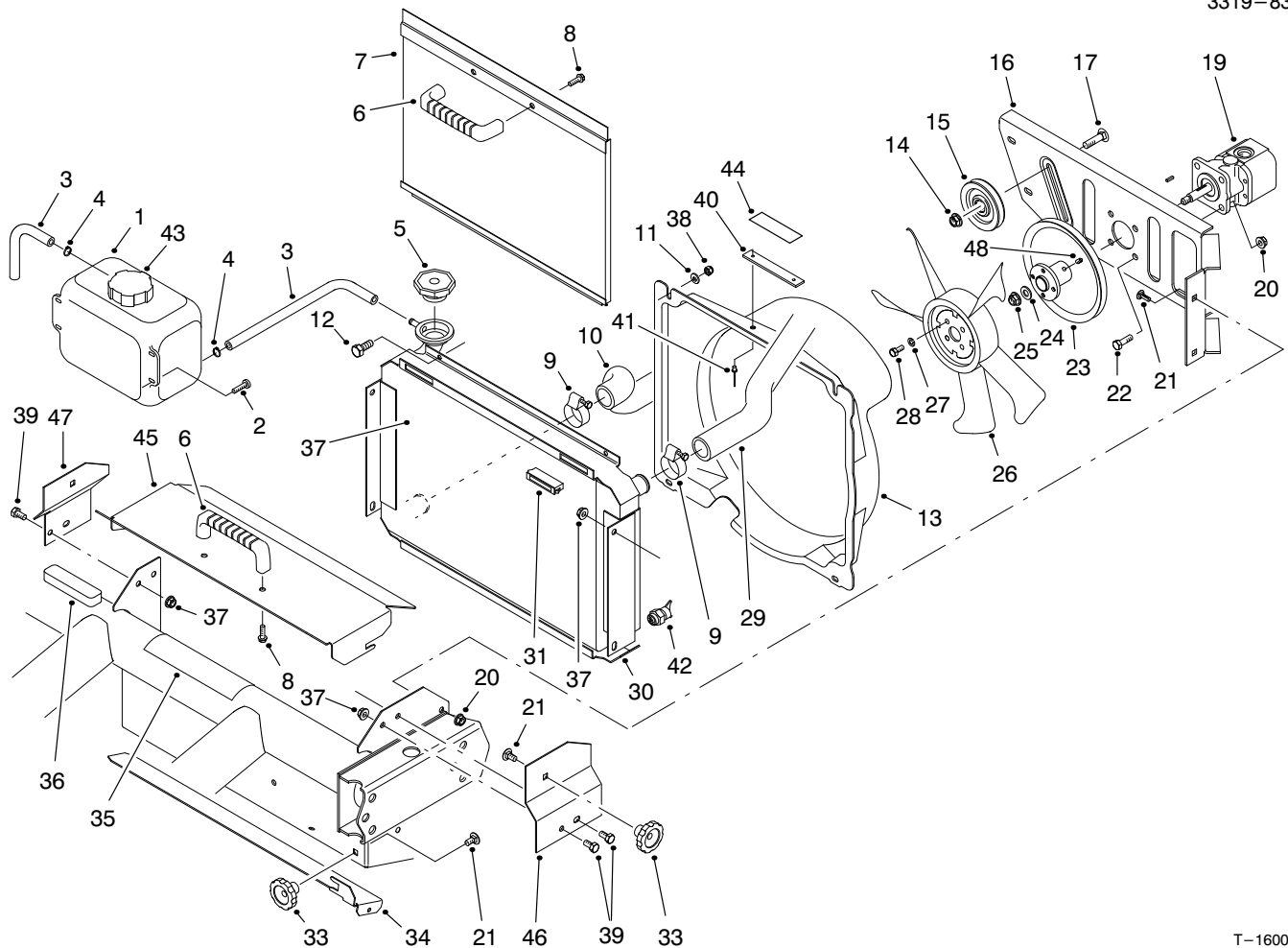


T-1599-1

REAR BRAKE ASSEMBLY

Ref. No.	Part No.	Description	No. Used	Ref. No.	Part No.	Description	No. Used
1	92-4135	Set Bolt	2	19	92-4123	Asm-Pawl, LH (Incl. Ref. #21)	1
2	92-4136	Asm-Backplate, LH (Incl. Ref. #24)	1	*	92-4124	Asm-Pawl, RH (Incl. Ref. #21)	1
*	92-4100	Asm-Backplate, RH (Incl. Ref. #24)	1	20	92-4150	Spring - Adjuster, LH	1
3	92-4146	Plug	1	*	92-4151	Spring - Adjuster, RH	1
4	92-4137	Screw - Bleed	1	21	92-4131	Pin - Pawl	1
5	92-4114	Cap - Bleed Screw	1	22	92-4131	Washer - Hold Down	2
6		Body	1	23	92-4152	Spring - Hold Down	2
7		Lever - Operating LH/RH	1	24	92-4134	Guide - Pipe	1
8		Pin	1	25	92-4133	Plug - Inspection	1
9		Spring	1	26	92-4133	Pin - Hold Down	2
10		Seal - 'L' Type	2	*	92-4144	Asm-Adjuster, LH (Incl. Ref. #16-18)	1
11		Piston	2	*	92-4145	Asm-Adjuster, RH (Incl. Ref. #16-18)	1
12		Cover - Dust	2	*	92-4140	Asm-Wheel Cylinder, LH (Incl. Ref. #4-6 & 9-12)	1
13	92-4143	Shoe & Lining Set (Incl. Ref. #7 & 8)	1	*	92-4141	Asm-Wheel Cylinder, RH (Incl. Ref. #4-6 & 9-12)	1
14	92-4147	Spring - Shoe, Upper LH	1	*	92-4142	Kit-Seal (Incl. Ref. #10 & 12)	1
*	92-4148	Spring - Shoe, Upper RH	1	*	93-7125	Asm-Rear Brake, RH (Complete)	1
15	92-4149	Spring - Shoe, Lower	1	*	93-7126	Asm-Rear Brake, LH (Complete)	1
16		Pushrod - Female LH	1				
*		Pushrod - Female RH	1				
17		Bolt - Adjuster	1				
18		Sleeve - Adjuster	1				

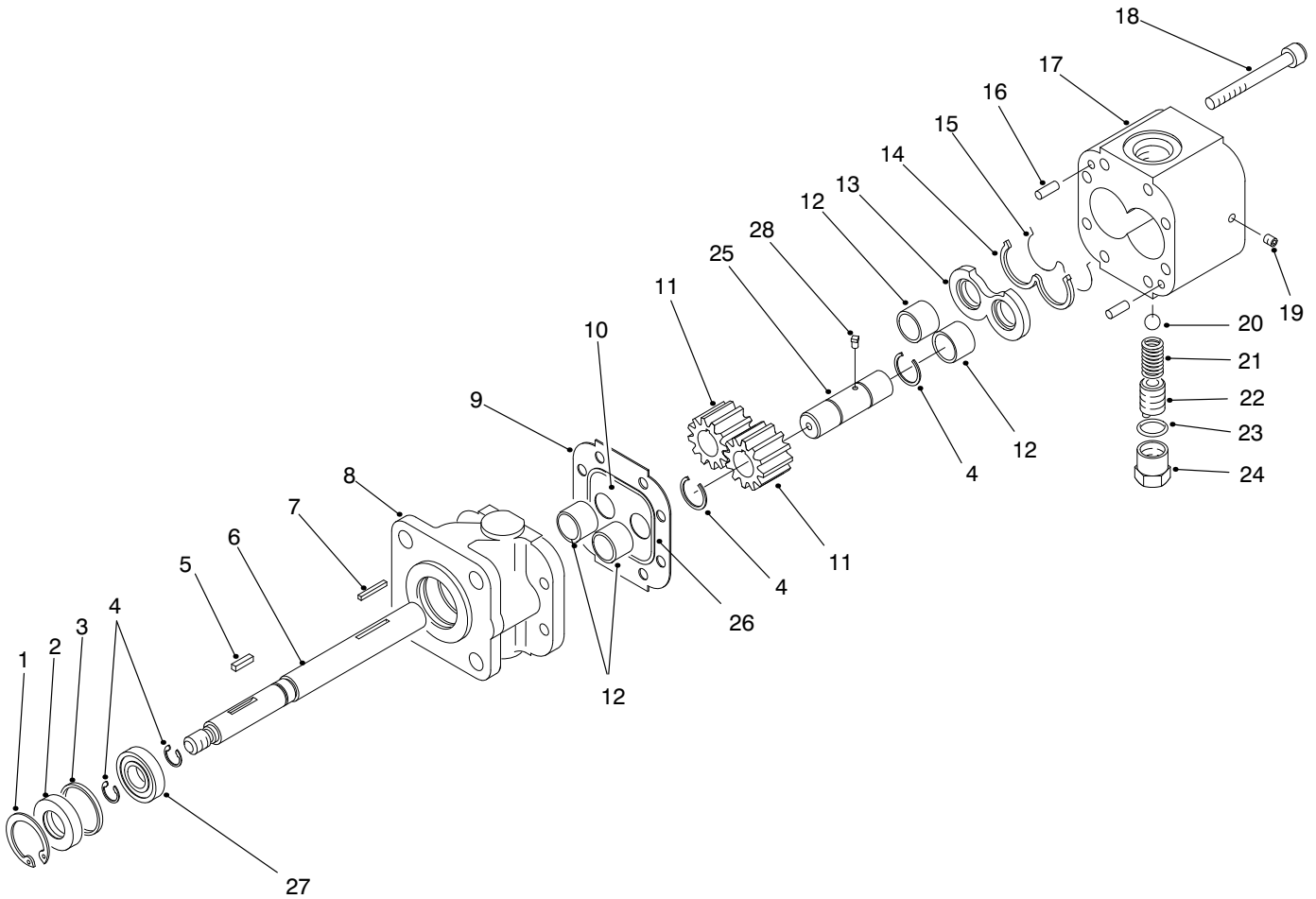
*Not Illustrated



T-1600-2

RADIATOR & HYDRAULIC PUMP ASSEMBLY

Ref. No.	Part No.	Description	No. Used	Ref. No.	Part No.	Description	No. Used
1	87-3710	Asm-Overflow Reservoir (Incl. Ref. #43)	1	26	43-1911	Fan	1
2	3250-20	Screw - RH	4	27	3253-3	Washer - Lock	4
3	71-3381	Tube - Overflow	2	28	321-3	Screw - HH	4
4	92-2379	Clamp - Hose	2	29	87-3430	Hose - Radiator Upper	1
5	66-3240	Cap - Radiator	1	30	93-7050	Asm-Radiator (Incl. Ref. #42)	1
6	65-5100	Handle	2	31	58-4250	Magnet	2
7	93-7103	Screen - Radiator	1	33	19-4050	Knob	3
8	46-8091	Screw - HHF	4	34	87-9300	Door - Clean Out	1
9	2412-34	Clamp - Hose	2	35	87-9420	Decal - Caution	1
10	87-5050	Hose - Radiator Lower	1	35	93-9447	Decal - Caution (Europe)	1
11	3256-22	Washer - Flat	4	35	93-3766	Decal - Caution (Japan)	1
12	321-4	Screw - HH	4	36	87-9810	Foam - Overflow Tank	1
13	92-4198	Asm-Fan Shroud (Incl. Ref. #40 & 41)	1	37	32128-20	Nut - Lock	6
14	3290-357	Nut - Flange Lock	1	38	3296-42	Nut - Lock	4
15	63-8140	Pulley	1	39	322-2	Screw - HH	6
16	93-7088	Support - Fan	1	40	76-8750	Plate - Warning	1
17	3231-28	Bolt - Carriage	1	41	3290-271	Rivet - Pop	2
19	87-5700	Asm-Hydraulic Pump	1	42	92-4111	Petcock - Radiator	1
20	3296-29	Nut - Flange Lock	8	43	87-7050	Cap - Reservoir	1
21	3230-23	Bolt - Carriage	7	44	93-6681	Decal - Warning (Europe)	1
22	322-5	Screw - HH	4	44	92-7240	Decal - Warning (Japan)	1
23	94-5228	Pulley	1	45	93-8940	Cover - Radiator	1
24	3256-45	Washer - Flat	1	46	93-8938	Bracket - Cover LH	1
25	3296-5	Nut - Flange Lock	1	47	93-8939	Bracket - Cover RH	1
				48	3245-31	Screw - Set	1



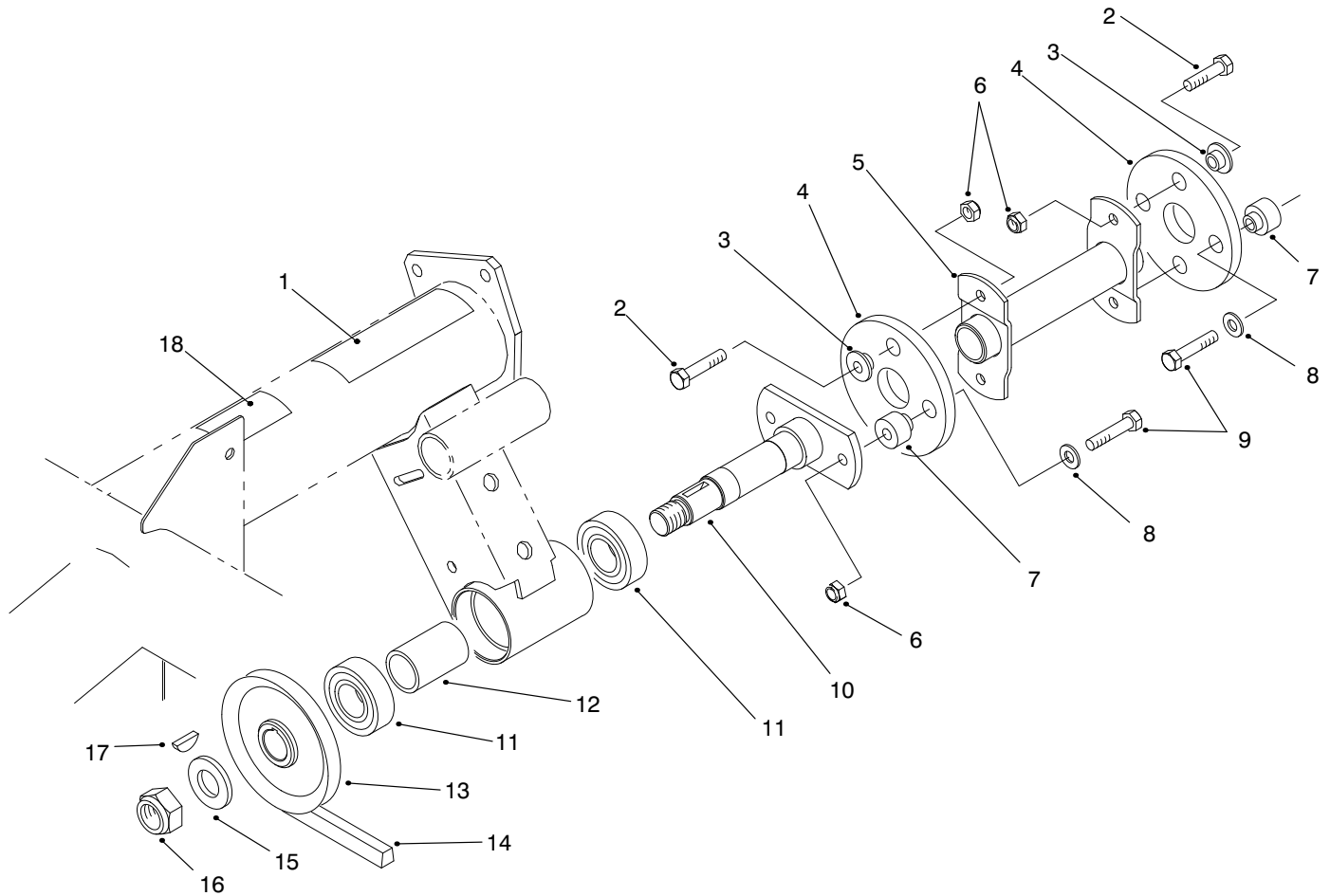
T-1601-1

HYDRAULIC PUMP ASSEMBLY NO. 87-5700

Ref. No.	Part No.	Description	No. Used
1	32151-41	Ring - Retaining	1
2	92-2195	Seal - Oil	1
3	92-2186	Spacer	1
4	92-2178	Ring - Crescent	4
5	92-2179	Key - Square	1
6	92-2189	Shaft - Drive	1
7	92-2177	Pin - Shear	1
†8		Stator	1
9	92-2182	Plate - Seal	1
10	92-2183	Plate - Wear	1
11	92-2175	Gear	2
12	92-2192	Bearing	4
13	92-2181	Plate - Pressure	1
14	92-2197	Seal - Back Up	1

Ref. No.	Part No.	Description	No. Used
15	92-2196	Seal - Pressure Plate	1
16	92-2176	Pin - Dowel	2
17	92-2187	Housing - Gear, End	1
18	92-2173	Screw - Cap Socket Head	8
19	92-2185	Plug	1
20	92-2193	Ball	1
21	92-2194	Spring	1
22	92-2174	Screw - Adjusting	1
23	92-2180	Gasket - Copper	1
24	92-2184	Cap - Relief Valve	1
25	92-2190	Shaft - Idler	1
26	92-2198	Seal	1
27	92-2191	Bearing	1
28	92-2199	Key - Ball	1

†Not Serviced Separately.

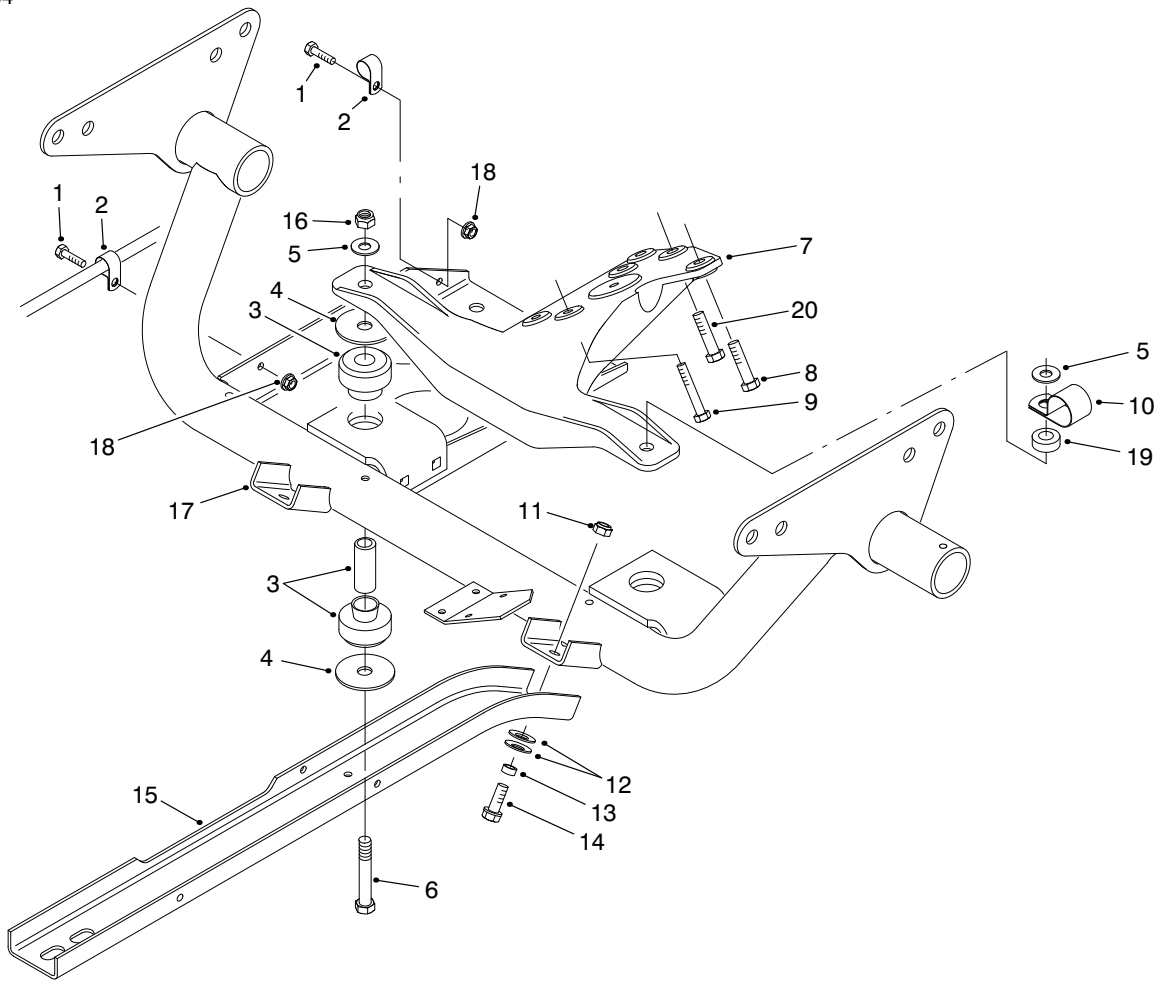


T-1660-2

HYDRAULIC PUMP DRIVE ASSEMBLY

Ref. No.	Part No.	Description	No. Used
1	80-8040	Decal - Caution	1
1	93-7814	Decal - Caution (Europe)	1
1	83-6030	Decal - Caution (Japan)	1
2	322-5	Screw - HH	4
3	27-6600	Spacer - Thin	4
4	44-2230	Disc - Rubber	2
5	87-4440	Driveshaft	1
6	3296-29	Nut - Lock	6
7	27-6590	Spacer - Thick	4
8	3256-3	Washer - Flat	4
9	322-7	Screw - HH	4

Ref. No.	Part No.	Description	No. Used
10	87-2720	Driveshaft	1
11	251-82	Bearing - Ball	2
12	87-2750	Spacer - Bearing	1
13	87-3370	Pulley	1
14	87-3210	Belt - V	1
15	3256-28	Washer - Flat	1
16	3296-15	Nut - Lock	1
17	3257-7	Key - Woodruff	1
18	93-7275	Decal - Fluid (Europe)	1
18	84-6660	Decal - Fluid (Japan)	1
18	83-9150	Decal - Fluid	1

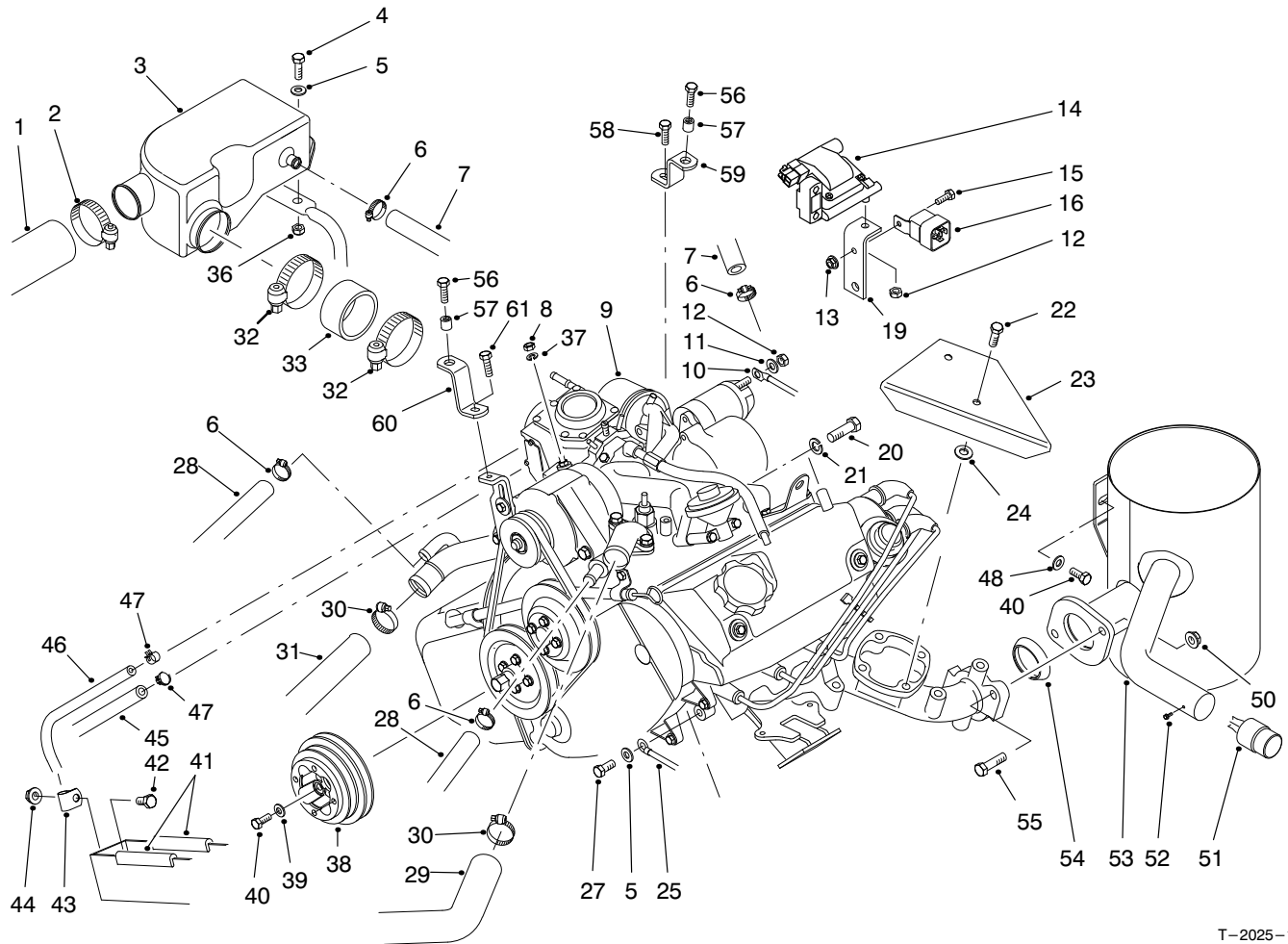


T-1603-1

ENGINE FRAME ASSEMBLY

Ref. No.	Part No.	Description	No. Used
1	321-4	Screw - HH	2
2	2412-89	Clamp - R	2
3	87-4970	Asm - Engine Mount	2
4	87-5100	Washer - Flat	4
5	3256-25	Washer - Flat	2
6	324-19	Screw - HH	2
7	87-9830	Mount - Engine	1
8	87-3700	Screw - HH	3
9	48-7560	Screw - HH	3
10	2412-82	Clamp - R	1

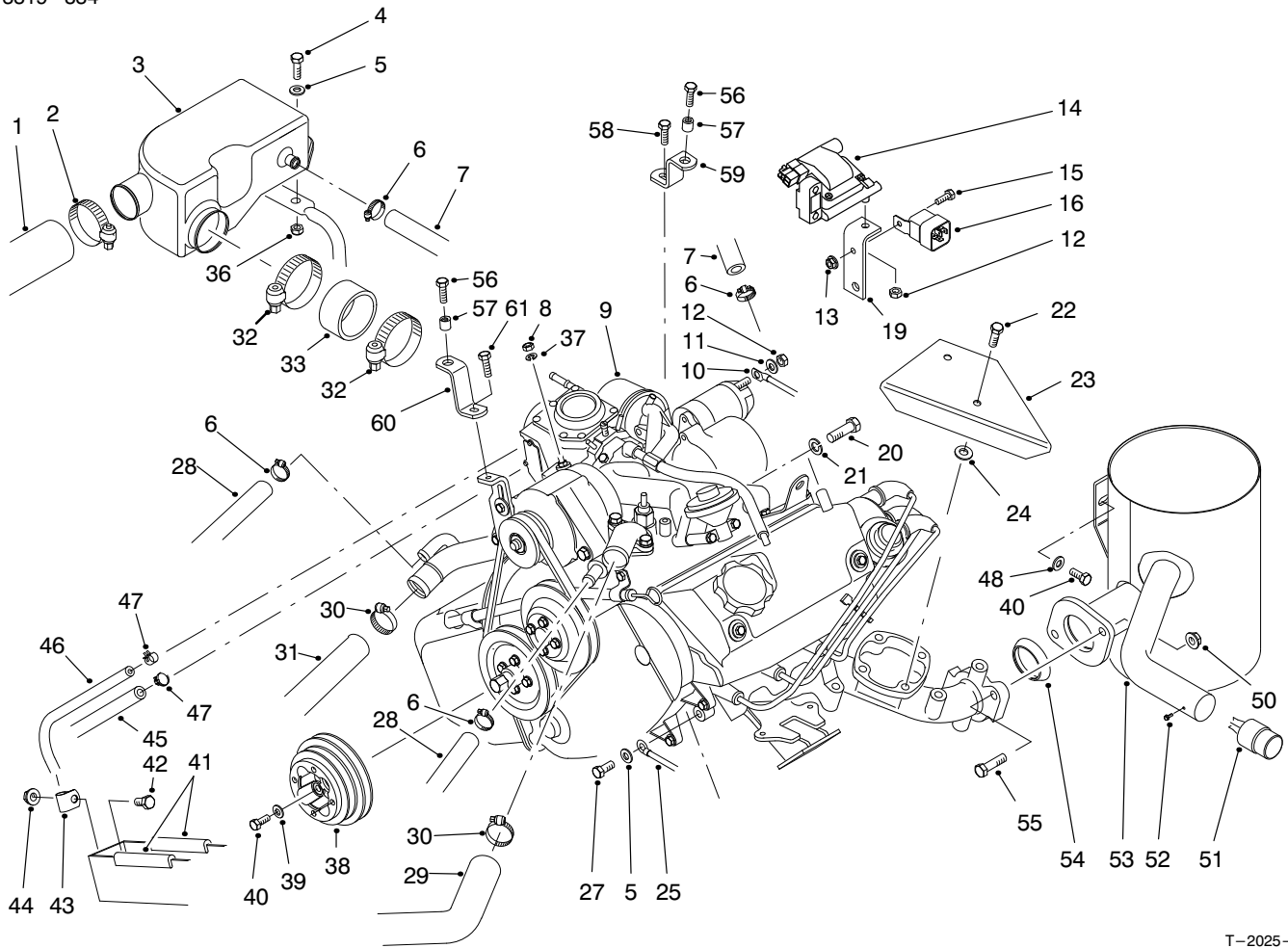
Ref. No.	Part No.	Description	No. Used
11	3296-39	Nut - Lock	6
12	3290-413	Washer - Belleville	12
13	76-9100	Spacer	6
14	3234-11	Screw - HH	6
15	87-4730	Guard - Belly	2
16	3296-48	Nut - Lock	2
17	93-7095	Frame - Engine	1
18	32128-33	Nut - Flange	2
19	59-2290	Spacer	1
20	43-0090	Screw - HH	1



T-2025-1

ENGINE INSTALLATION ASSEMBLY

Ref. No.	Part No.	Description	No. Used	Ref. No.	Part No.	Description	No. Used
1	94-5239	Hose - Air Cleaner	1	29	87-3430	Hose - Radiator Upper	1
2	2412-92	Clamp - Hose	1	30	2412-34	Clamp - Hose	2
3	87-1680	Chamber - Air	1	31	87-5050	Hose - Radiator Lower	1
4	322-6	Screw - HH	2	32	2412-130	Clamp - Hose	2
5	3256-23	Washer - Flat	2	33	87-3500	Hose - Air Cleaner	1
6	2412-119	Clamp - Hose	3	36	3296-29	Nut - Lock	2
7	87-3740	Hose - Breather	1	37	3253-3	Washer - Lock	1
8	48-7890	Nut - Hex.	1	38	87-5070	Pulley - Crankshaft	1
9	94-5249	Asm-Engine (Incl. Ref. #11, 12 & 14)	1	39	65-5390	Washer - Flat	4
10	87-3070	Cable - Positive	1	40	66-3160	Screw - HH	4
11	3254-2	Washer - Lock	1	41	43-4300	Trim	2
12	42-9580	Nut - Hex.	3	42	322-2	Screw - HH	1
13	32128-33	Nut - Flange	1	43	2412-10	Clamp - R	1
14	92-2027	Coil - Ignition	1	44	32128-20	Nut - Flange Lock	1
15	321-4	Screw - HH	1	45	63-6940	Hose - Fuel	1
16	70-1480	Relay	1	46	75-4701	Hose - Fuel	1
19	87-2760	Bracket - Ignition Coil	1	47	2412-108	Clamp - Hose	2
20	48-9480	Screw - HH	2	48	87-8640	Washer - Flat	1
21	3253-6	Washer - Lock	2	49	66-3160	Screw - HH	1
22	57-6380	Screw - HH	2	50	3290-357	Nut - Flange Lock	2
23	87-3620	Shield - Heat	1	51	75-6880	Spark Arrestor (Optional) (Incl. Ref. #52)	1
24	52-2480	Spacer	2	52	32144-42	Screw - Spark Arrestor	1
25	87-3080	Wire - Ground	1	53	87-1510	Muffler & Tailpipe	1
27	66-3160	Screw - HH	1	54	92-2044	Gasket - Exhaust	1
28	87-3730	Hose - Coolant	2	55	323-29	Screw - HH	2

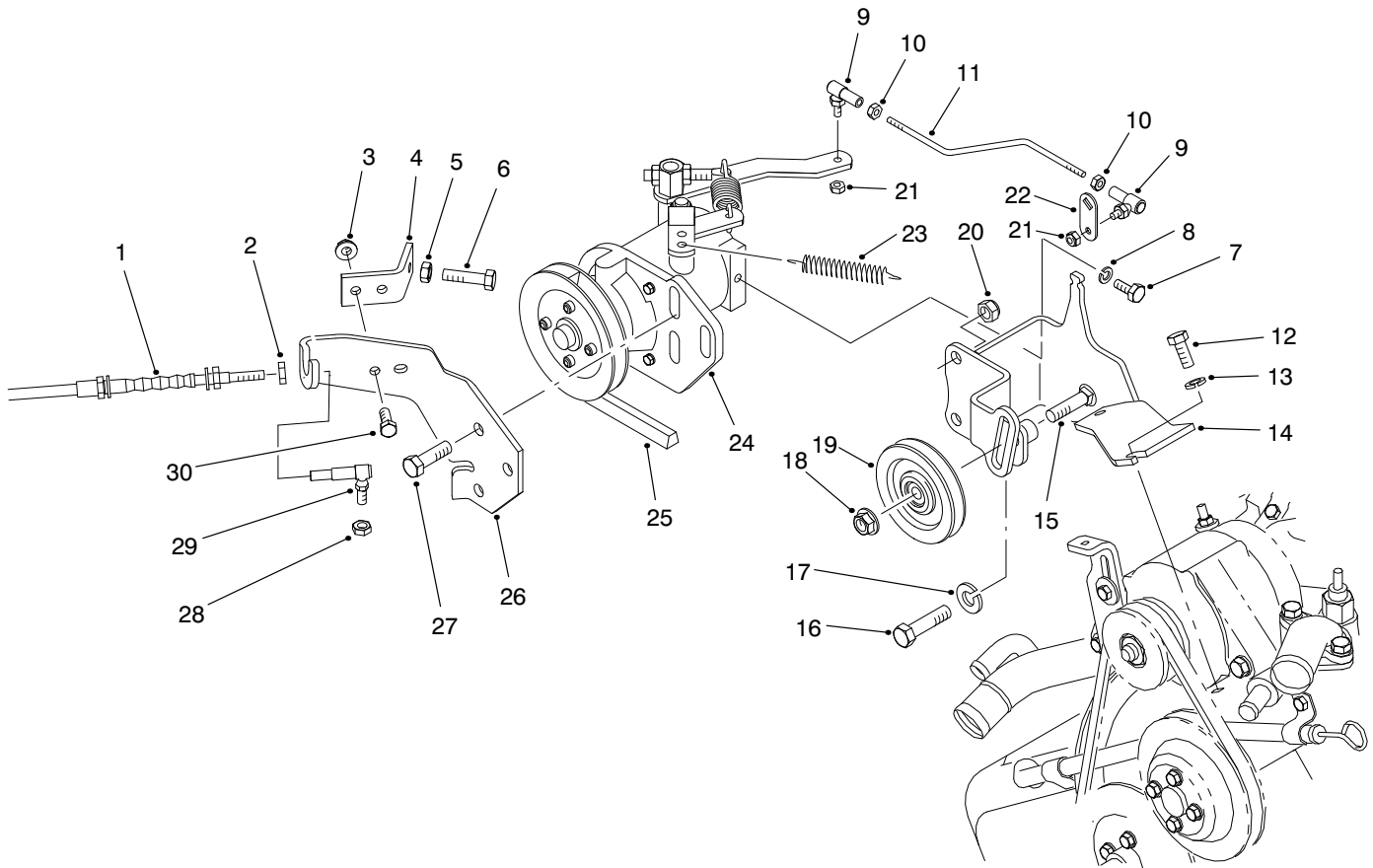


T-2025-1

ENGINE INSTALLATION ASSEMBLY (Continued)

Ref. No.	Part No.	Description	No. Used
56	3234-5	Screw - HH (Europe)	2
57	32148-8	Insert - Threaded (Europe)	2
58	48-7620	Screw - HH (Europe)	1

Ref. No.	Part No.	Description	No. Used
59	93-8953	Asm-Front Bracket, LH (Europe) (Incl. Ref. #57)	1
60	93-8954	Asm-Front Bracket, RH (Europe) (Incl. Ref. #57)	1
61	42-9230	Screw - HH (Europe)	1

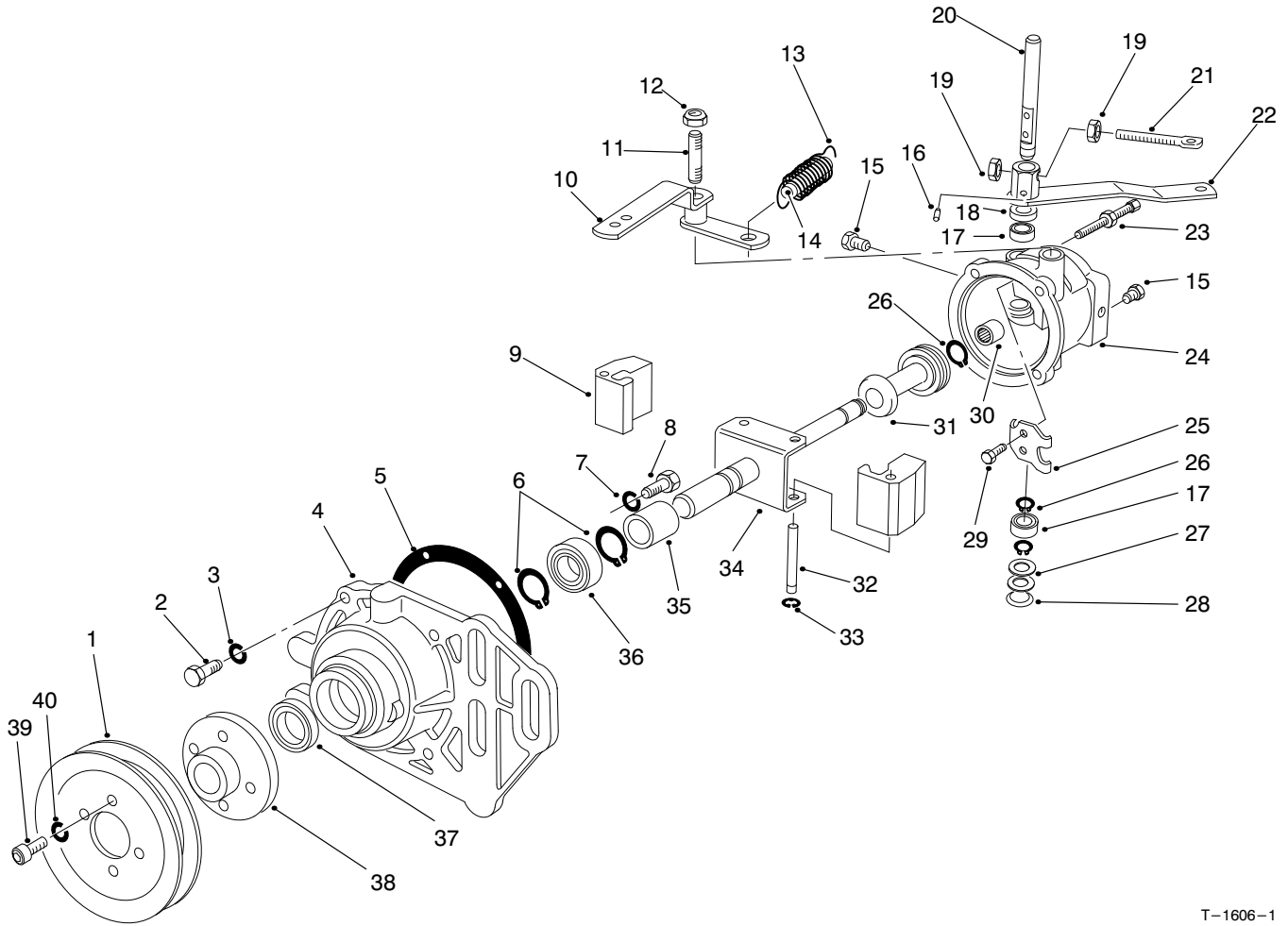


T-1605-1

GOVERNOR ASSEMBLY

Ref. No.	Part No.	Description	No. Used
1	94-3836	Asm-Accelerator Cable (Incl. Ref. #2)	1
2	3220-1	Nut - Jam	1
3	32128-33	Nut - Flange	2
4	87-4770	Bracket - High Idle Stop	1
5	3220-2	Nut - Jam	1
6	3210-9	Screw - HH	1
7	321-3	Screw - HH	1
8	3253-3	Washer - Lock	1
9	21-5640	Joint - Ball	2
10	3219-14	Nut - Jam	2
11	87-4210	Rod - Linkage	1
12	66-3160	Screw - HH	2
13	3253-4	Washer - Lock	2
14	87-4750	Bracket - Governor	1
15	3231-26	Bolt - Carriage	1

Ref. No.	Part No.	Description	No. Used
16	87-3700	Screw - HH	1
17	3253-22	Washer - Lock	1
18	3290-357	Nut - Flange	1
19	63-8140	Pulley	1
20	3296-39	Nut - Lock	3
21	3296-27	Nut - Lock	2
22	87-2400	Lever - Throttle	1
23	87-4020	Spring - Extension	1
24	87-8720	Asm-Governor	1
25	87-3200	Belt - V	1
26	87-3900	Bracket - Cable	1
27	323-7	Screw - HH	3
28	3296-3	Nut - Lock	1
29	18-1720	Joint - Ball	1
30	321-4	Screw - HH	2

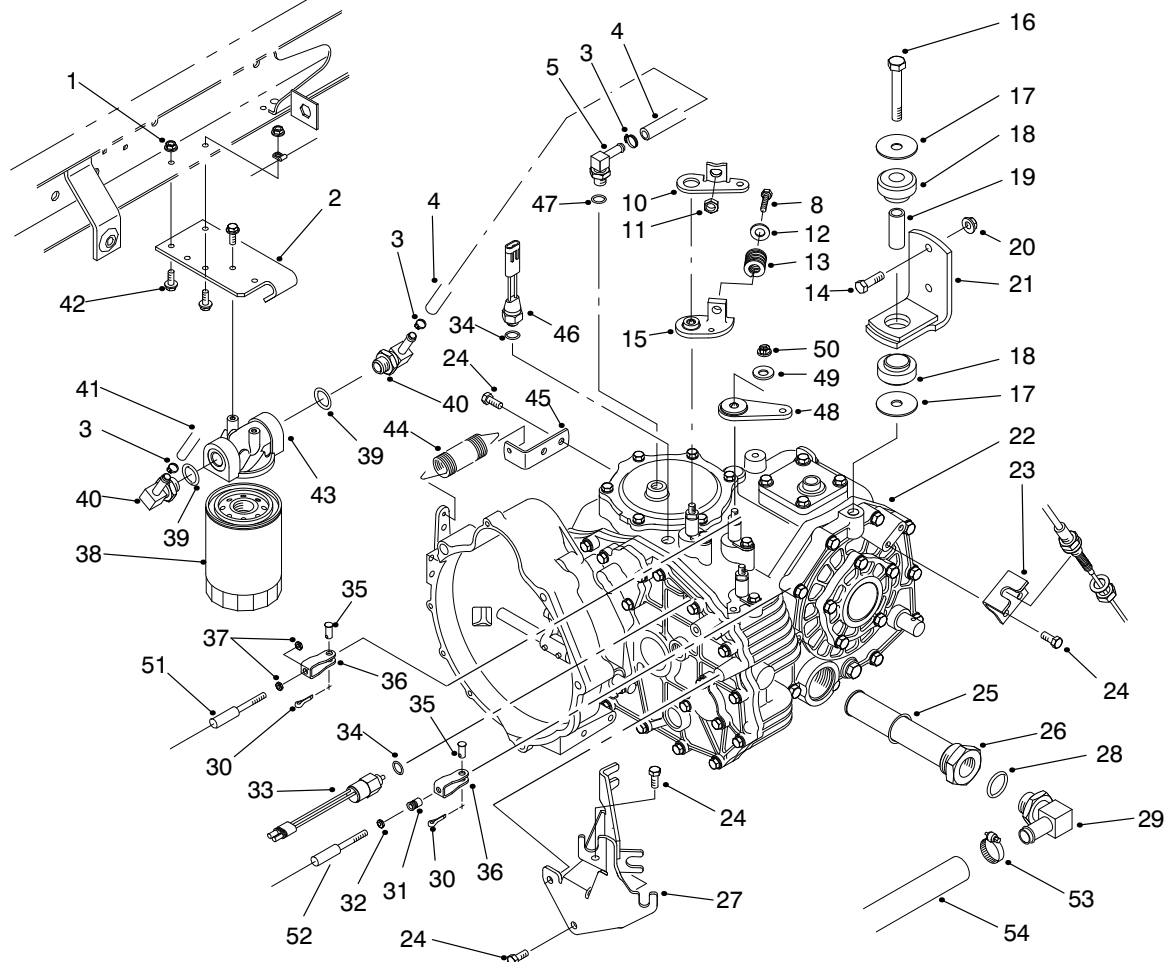


T-1606-1

GOVERNOR

Ref. No.	Part No.	Description	No. Used
1	87-8830	Pulley	1
2	18-5620	Screw	4
3	18-5630	Washer - Lock	4
4	87-6560	Cover	1
5	18-5790	Gasket	1
6	18-5640	Ring - Retaining	2
7	18-5770	Washer - Lock	2
8	32113-14	Screw	2
9	70-2150	Flyweight	2
10	87-6590	Asm-Lever & Fitting	1
11	87-6580	Stud - Lever Pivot	1
12	3296-5	Nut - Lock	1
13	87-6490	Spring	1
14	87-6550	Pin - Forced Idle	1
15	285-17	Plug - Pipe	2
16	18-5750	Pin	1
17	18-5450	Bearing	2
18	71-4780	Seal - Oil, Rocker Shaft	1
19	3219-2	Nut	2
20	72-5890	Shaft - Rocker	1
21	87-6540	Bolt - Eye	1

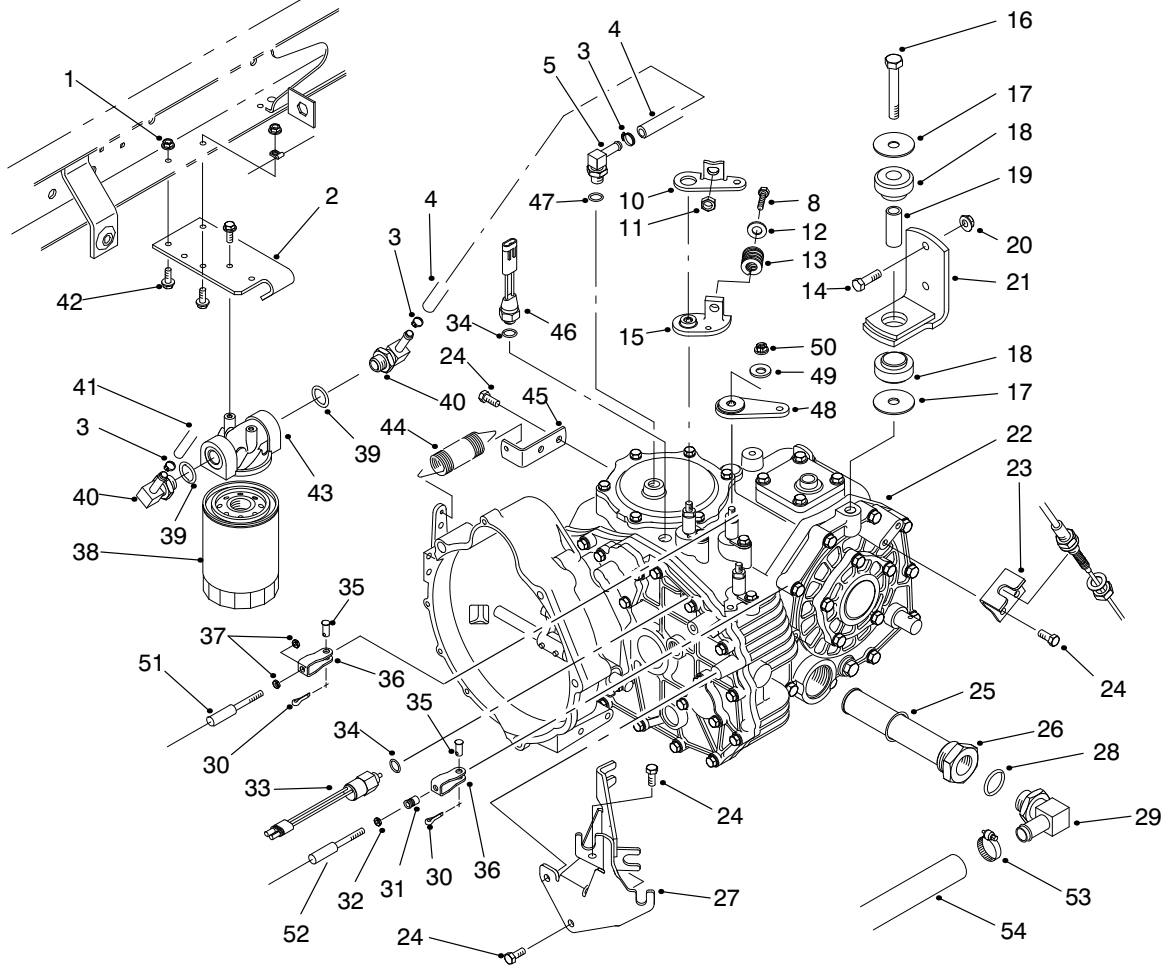
Ref. No.	Part No.	Description	No. Used
22	87-6530	Asm-Throttle Lever	1
23	72-5910	Asm-Bumper Screw	1
24	87-6520	Body	1
25	18-5520	Lever - Rocker	1
26	18-5540	Retainer - Sleeve Stop	3
27	18-5440	Spacer	2
28	18-5430	Plug - Expansion	1
29	18-5530	Screw & Lockwasher	2
30	72-5940	Bearing - Needle	1
31	70-2100	Asm-Thrust Sleeve & Bearing	1
32	18-5660	Pin - Pivot, Flyweight	2
33	18-5670	Retainer - Pivot Pin	2
34	87-6510	Asm-Shaft & Yoke	1
35	70-2120	Spacer	1
36	70-2140	Bearing - Front	1
37	18-5580	Seal - Oil, Front	1
38	87-8820	Hub - Pulley	1
39	3274-52	Screw - HH	4
40	3253-18	Washer - Lock	4



T-1607-1

TRANSAXLE INSTALLATION ASSEMBLY

Ref. No.	Part No.	Description	No. Used	Ref. No.	Part No.	Description	No. Used
1	32128-33	Nut - Flange Lock	1	27	87-4820	Bracket - Cable	1
2	87-7040	Bracket - Oil Filter	1	28	237-81	O-Ring	1
3	2412-36	Clamp - Hose	3	29	353-987	Fitting - Hydraulic 90° (Incl. Ref. #28)	1
4	87-5730	Hose - Hydraulic	1	30	3272-6	Pin - Cotter	3
5	354-135	Fitting - Hydraulic 90° (Incl. Ref. #47)	1	31	32148-15	Nut - Clinch	1
8	323-10	Screw - HH	1	32	3219-14	Nut - Hex.	1
10	87-8250	Plate - Shift Arm	1	33	87-6710	Switch - Supervisor	1
11	32128-21	Nut - Lock	1	34	237-30	O-Ring	2
12	3256-4	Washer - Flat	1	35	283-62	Pin - Clevis	3
13	87-6910	Spring - Compression	1	36	87-2310	Clevis - Cable	2
14	323-7	Screw - HH	4	37	3220-1	Nut - Jam	4
15	87-7970	Arm - Shift	1	38	54-0110	Element - Oil Filter	1
16	3215-1	Screw - HH	2	39	237-79	O-Ring	2
17	87-5100	Washer	4	40	354-134	Fitting - Hydraulic 90° (Incl. Ref. #39)	2
18	87-4970	Asm-Transaxle Mount (Incl. Ref. #19)	2	41	87-4920	Hose - Hydraulic (Model 07200 & 07202)	1
19		Spacer - Mount	2	41	94-5255	Hose - Hydraulic (Model 07200TC)	1
20	3296-39	Nut - Flange Lock	4	42	3234-4	Screw - HHF	4
21	87-5800	Bracket - Mount	2	43	87-8780	Head - Oil Filter	1
22	87-9250	Asm-Transaxle	1	44	68-9950	Spring - Extension	1
23	87-4470	Bracket	1	45	87-7170	Bracket - Clutch Spring	1
24	66-3160	Screw - HH	7	46	72-4310	Switch - Ball N.C.	1
25	237-123	O-Ring	1	47	237-42	O-Ring	1
26	87-3990	Asm-Oil Strainer (Incl. Ref. #25)	1				



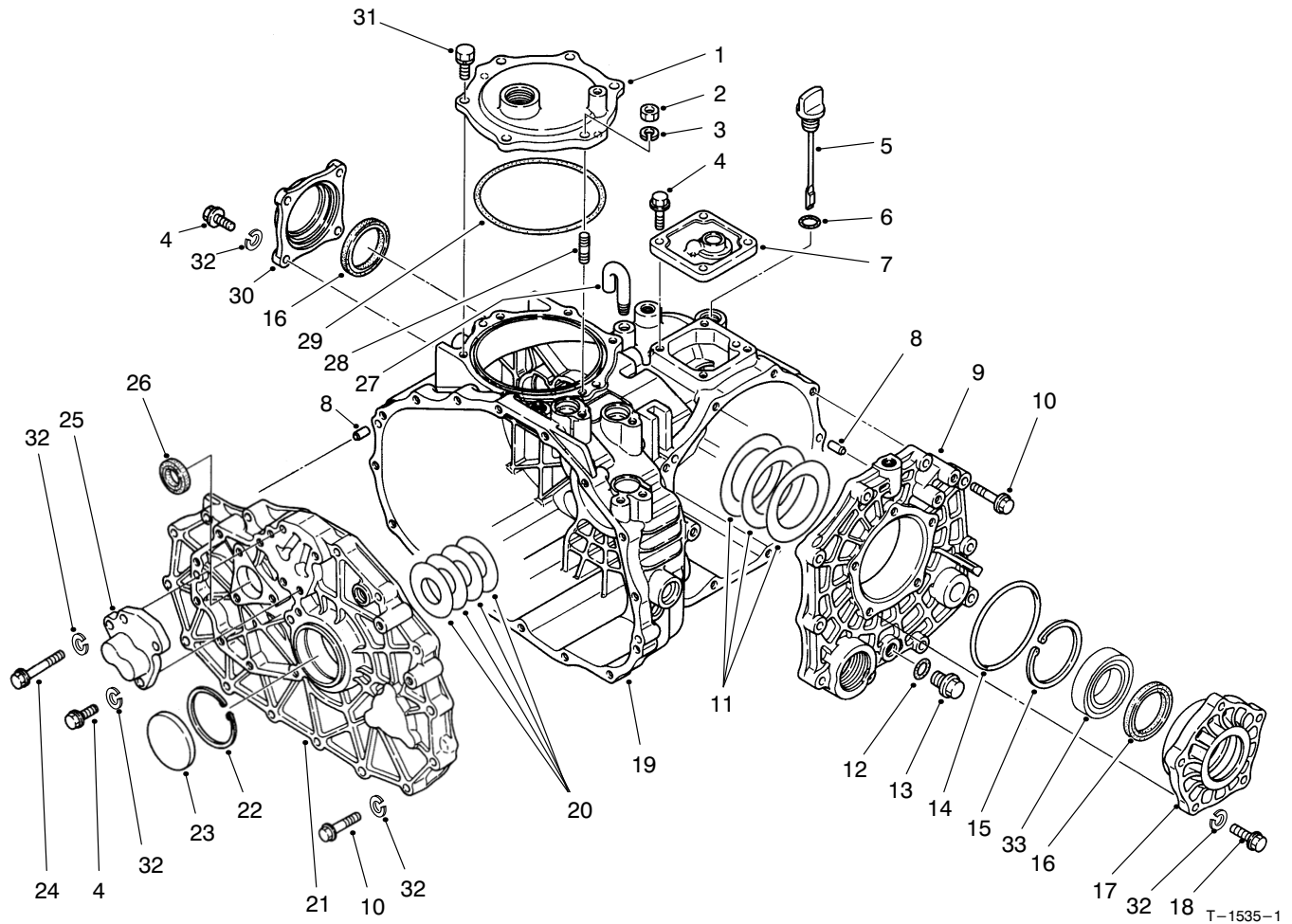
T-1607-1

TRANSAXLE INSTALLATION ASSEMBLY (Continued)

Ref. No.	Part No.	Description	No. Used
48	87-7960	Lever - Shift Arm	2
49	80-6990	Washer - Flat	3
50	48-9520	Nut - Lock	3
51	87-4260	Asm - Shift Cable (Incl. Ref. #37)	2
52	87-4420	Asm - Hi-Lo Cable (Incl. Ref. #32)	1

Ref. No.	Part No.	Description	No. Used
53	2412-34	Clamp - Hose	1
54	87-3670	Hose - Hydraulic	1
*	87-7160	Asm - Cable Clevis (Incl. Ref. #31)	1

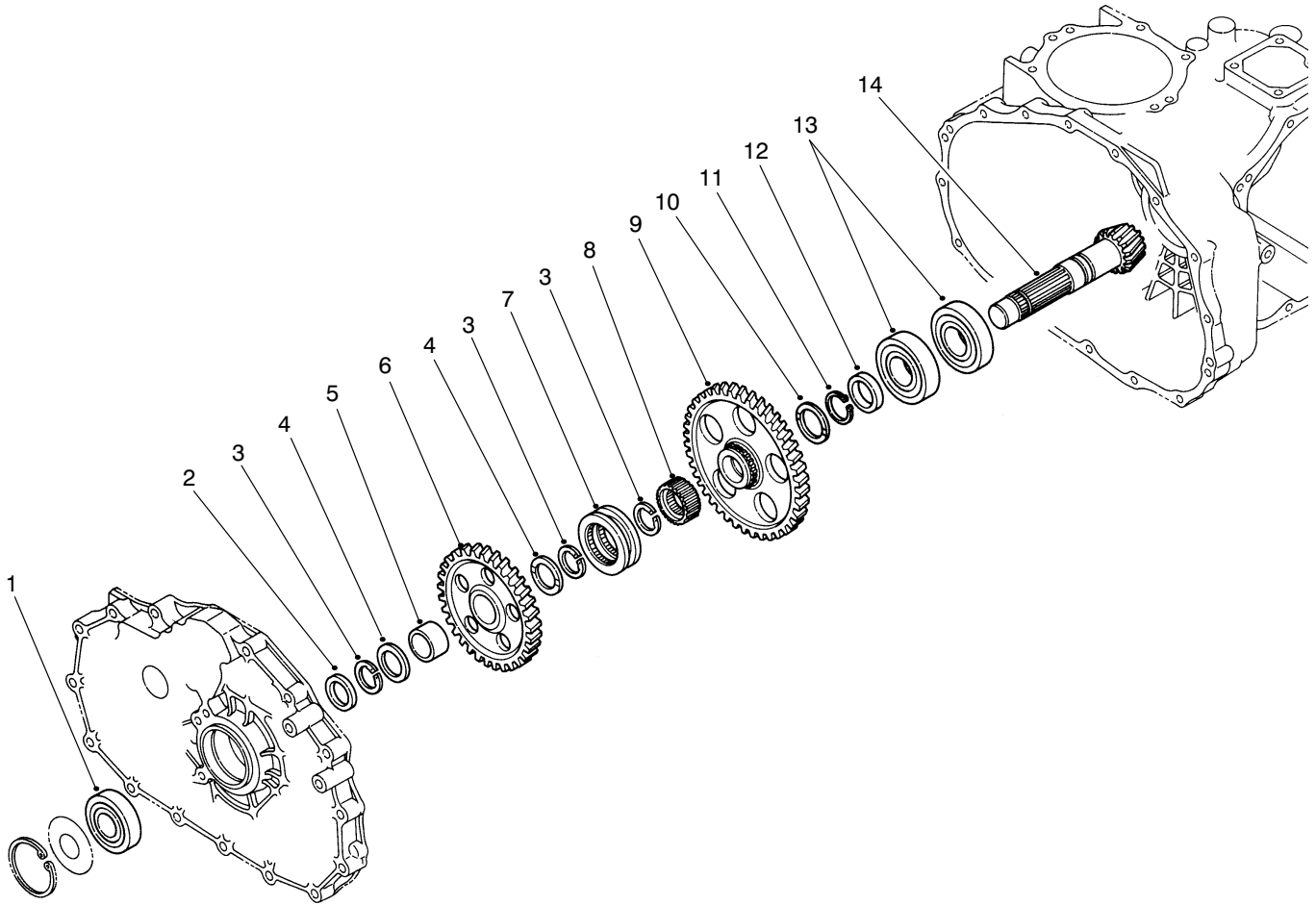
*Not Illustrated



TRANSAXLE CASE ASSEMBLY

Ref. No.	Part No.	Description	No. Used
1	92-0656	Cover - Power Take Off	1
2	48-7930	Nut - Hex.	1
3	92-0762	Washer - Lock	1
4	60-6750	Screw - HH	11
5	92-0662	Cap - Oil	1
6	92-0788	O-Ring	1
7	92-0652	Cover - Upper	1
8	92-0765	Pin - Alignment	4
9	92-0653	Cover - Side	1
10	42-9530	Screw - HH	25
11	92-0809	Shim Set	1
12		O-Ring	1
13	92-0773	Asm-Drain Plug (Incl. Ref. #12)	1
14	92-0789	O-Ring	1
15	92-0760	Ring - Retaining	1
16	92-0793	Seal - Oil	2

Ref. No.	Part No.	Description	No. Used
17	92-0654	Carrier - Differential	1
18	48-7730	Screw - HH	5
19	92-0651	Case - Transaxle	1
20	92-0808	Shim Set	1
21	92-0657	Plate - Center	1
22	92-0759	Ring - Retaining	1
23	92-0807	Cap - Sealing	1
24	48-7560	Screw - HH	1
25	92-0706	Cap - Fork Shaft	1
26	92-0791	Seal - Oil	1
27	92-0743	Breather - Air	1
28	92-0804	Stud	1
29	92-0790	O-Ring	1
30	92-0655	Cover - Seal	1
31	92-0796	Screw - HH	5
32	42-9850	Washer - Lock	42
33	92-0775	Bearing - Ball	2

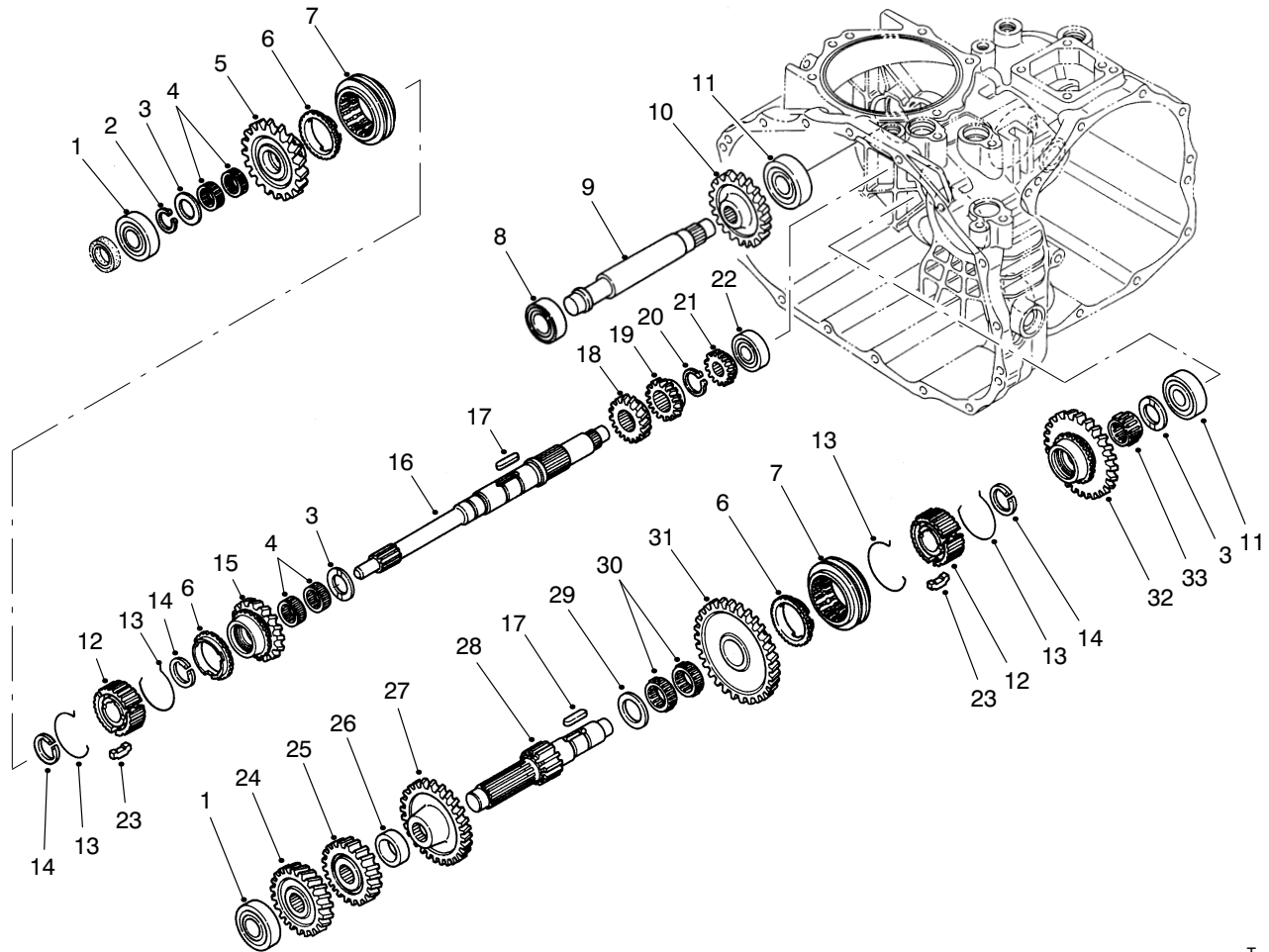


T-1536-1

COUNTERSHAFT ASSEMBLY

Ref. No.	Part No.	Description	No. Used
1	92-0712	Bearing - Ball	1
2	92-0716	Collar	1
3	92-0764	Ring - Retaining	3
4	92-0711	Washer - Thrust	2
5	92-0783	Sleeve - Inner	1
6	92-0715	Gear - 49T	1
7	92-0718	Shifter - Hi-Lo	1
8	92-0719	Collar - Spline	1

Ref. No.	Part No.	Description	No. Used
9	92-0717	Gear - 71T	1
10	92-0741	Washer - Thrust	1
11	92-0755	Ring - Retaining	1
12	92-0713	Collar	1
13	92-0714	Bearing - Ball	2
14	92-0710	Asm - Counter Shaft (Incl. Ring Gear)	1

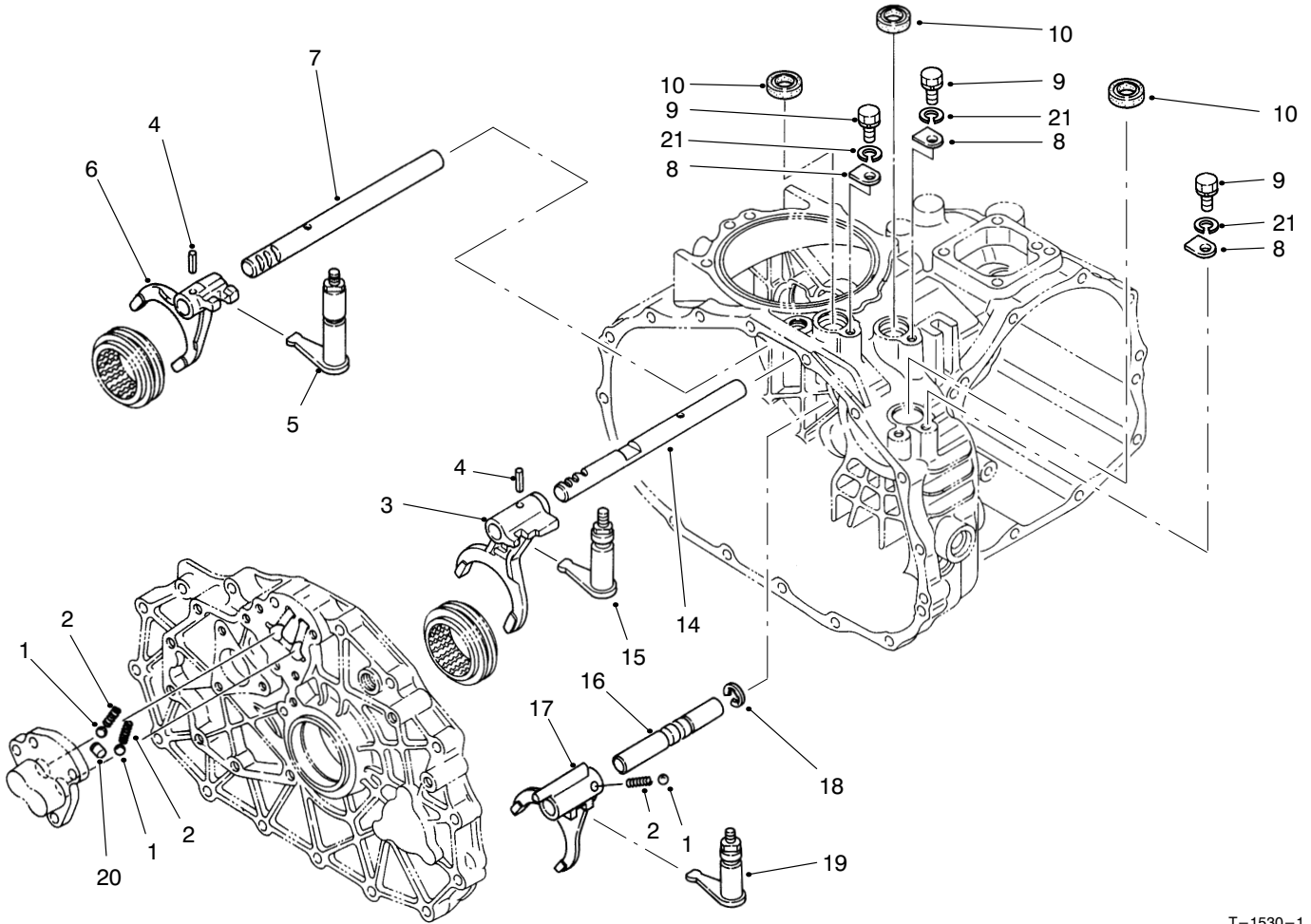


T-1533-1

TRANSAXLE GEAR SHAFTS ASSEMBLY

Ref. No.	Part No.	Description	No. Used
1	251-8	Bearing - Ball	2
2	92-0753	Ring - Retaining	1
3	92-0740	Washer - Thrust	3
4	92-0781	Bearing - Needle	4
5	92-0820	Gear - 27T	1
6	92-0667	Ring - Synchro	3
7	92-0668	Shifter - Synchro	2
8	251-346	Bearing - Ball	1
9	92-0824	Shaft - Reverse Idler	1
10	92-0684	Gear - 33T	1
11	92-0778	Bearing - Ball	2
12	92-0664	Hub - Synchro	2
13	92-0666	Spring - Synchro	4
14	92-0763	Ring - Retaining	3
15	92-0821	Gear - 24T	1
16	92-0663	Shaft - Main	1
17	92-0772	Key	2

Ref. No.	Part No.	Description	No. Used
18	92-0687	Gear - 16T	1
19	92-0672	Gear - 18T	1
20	92-0754	Ring - Retaining	1
21	92-0673	Gear - 14T	1
22	92-0650	Bearing - Ball	1
23	92-0665	Key - Synchro	6
24	92-0822	Gear - 28T	1
25	92-0679	Gear - 23T	1
26	92-0680	Collar	1
27	92-0823	Gear - 43T	1
28	92-0674	Shaft - Reduction	1
29	92-0682	Washer - Thrust	1
30	92-0681	Bearing - Needle	2
31	92-0677	Gear - 49T	1
32	92-0819	Gear - 40T	1
33	92-0782	Bearing - Needle	1

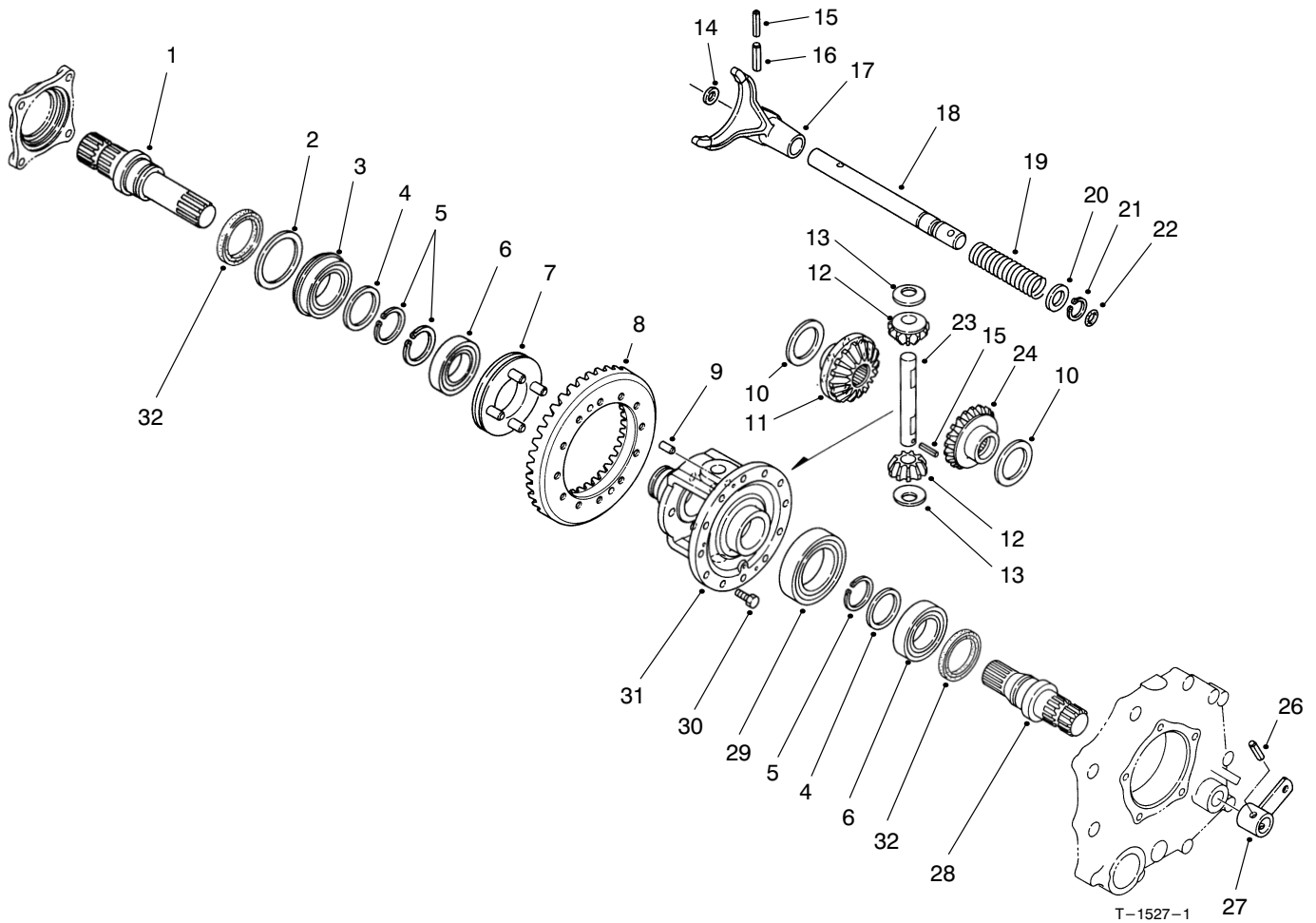


T-1530-1

SHIFT FORK ASSEMBLY

Ref. No.	Part No.	Description	No. Used
1	92-0785	Ball	3
2	92-0731	Spring - Compression	3
3	92-0700	Fork - Shift R-1	1
4	92-0769	Pin - Spring	2
5	92-0817	Arm - Shift Fork 2-3	1
6	92-0701	Fork - Shift 2-3	1
7	92-0699	Shaft - Fork 2-3	1
8	92-0732	Plate - Keeper	3
9	48-7700	Screw - HH	3

Ref. No.	Part No.	Description	No. Used
10	92-0729	Seal - Oil	3
14	92-0698	Shaft - Fork R-1	1
15	92-0816	Arm - Shift Fork R-1	1
16	92-0708	Shaft - Fork Hi-Lo	1
17	92-0709	Fork - Shift Hi-Lo	1
18	92-0761	Ring - Retaining	1
19	92-0818	Arm - Shift Fork Hi-Lo	1
20	92-0705	Lock - Spindle	1
21	42-9850	Washer - Lock	3

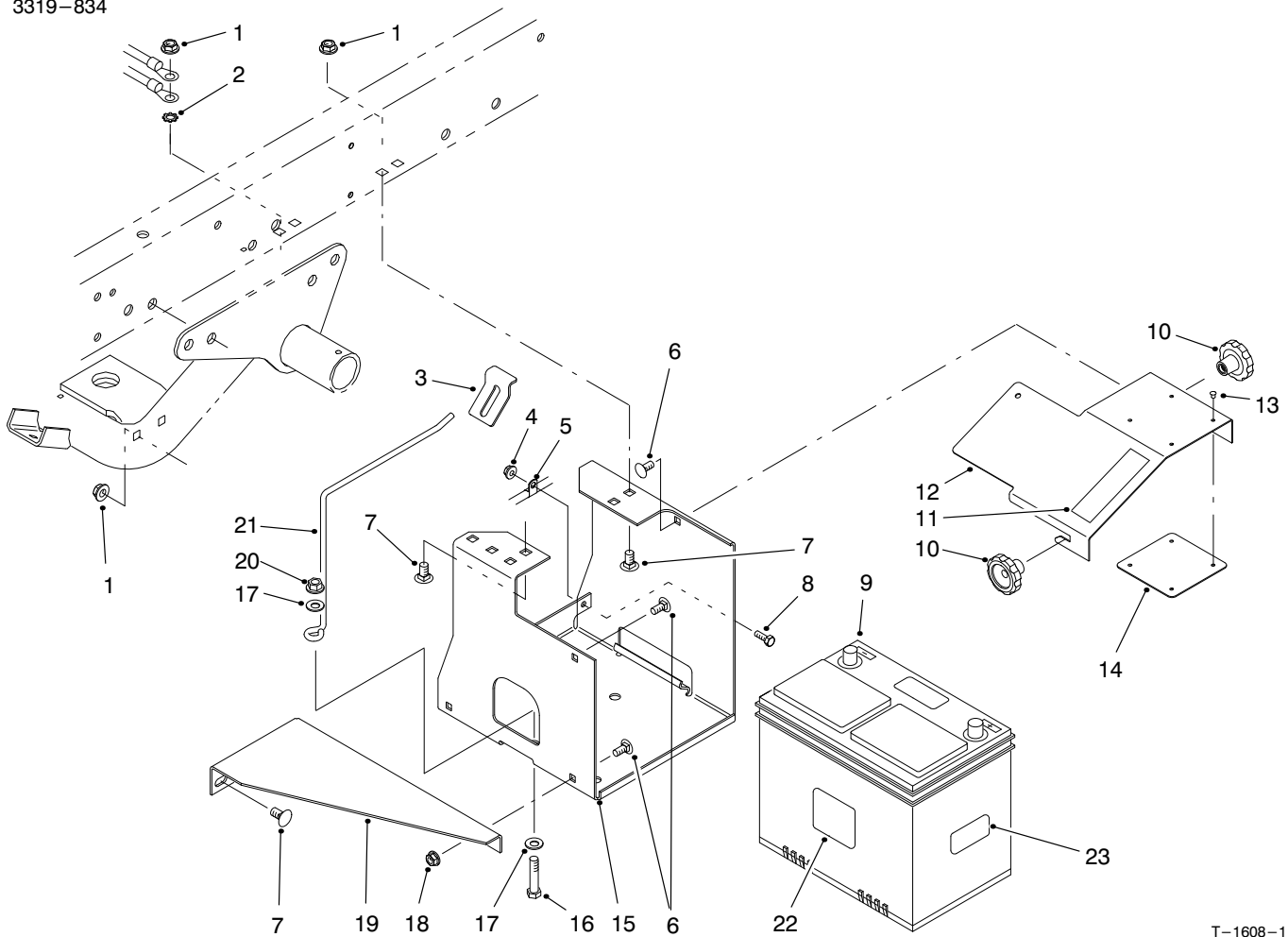


T-1527-1

DIFFERENTIAL GEAR ASSEMBLY

Ref. No.	Part No.	Description	No. Used
1	92-0726	Shaft - Axle R.H.	1
2	92-0728	Washer	1
3	92-0780	Bearing - Ball	1
4	92-0727	Washer	2
5	92-0756	Ring - Retaining	3
6	92-0775	Bearing - Ball	2
7	92-0730	Slider - Differential Lock	1
8	92-0710	Asm - Ring Gear (Incl. Counter Shaft)	1
9	92-0765	Pin - Alignment	2
10	92-0747	Washer - Thrust	2
11	92-0746	Gear - Side R.H.	1
12	92-0748	Gear - Pinion	2
13	92-0750	Washer	2
14	92-0744	Washer	1
15	92-0768	Pin - Spring	2

Ref. No.	Part No.	Description	No. Used
16	92-0771	Pin - Spring	1
17	92-0721	Fork - Differential Lock	1
18	92-0722	Shaft - Lock Fork	1
19	92-0723	Spring - Compression	1
20	92-0733	Washer	1
21	92-0753	Ring - Retaining	1
22	92-0787	O-Ring	1
23	92-0749	Shaft - Pinion	1
24	92-0745	Gear - Side L.H.	1
26	92-0770	Pin - Spring	1
27	92-0724	Arm - Differential Lock	1
28	92-0725	Shaft - Axle L.H.	1
29	92-0776	Bearing - Ball	1
30	92-0803	Screw - HHF	12
31	92-0720	Case - Differential	1
32	92-0793	Seal - Oil	2

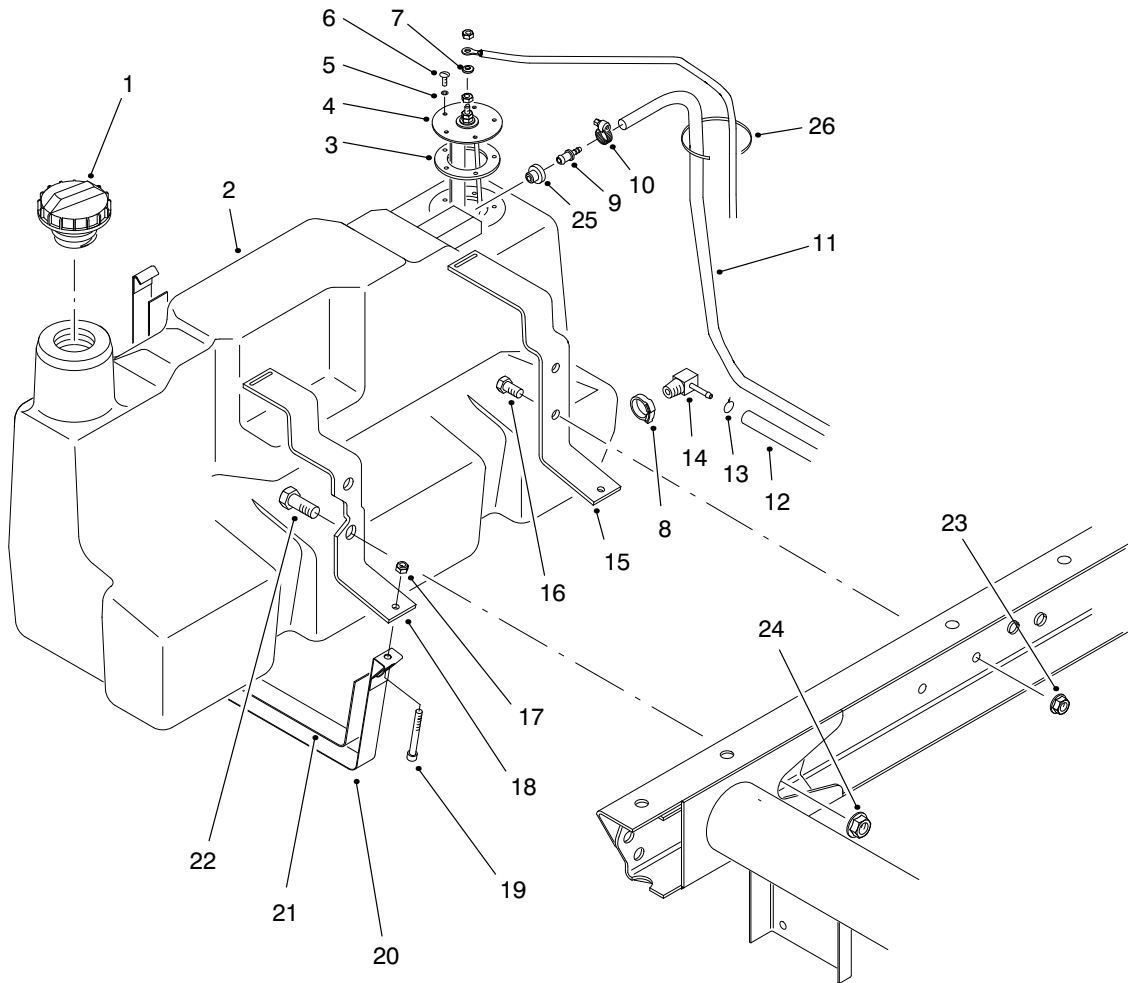


T-1608-1

BATTERY MOUNT ASSEMBLY

Ref. No.	Part No.	Description	No. Used
1	3290-357	Nut - Flange Lock	6
2	3255-9	Washer - Lock ETLW	1
3	87-7610	Tab - Battery Support	1
4	32128-33	Nut - Flange Lock	1
5	2412-89	Clamp - R	1
6	3230-23	Bolt - Carriage	4
7	3231-21	Bolt - Carriage	6
8	321-4	Screw - HH	1
9	55-7290	Battery	1
10	19-4050	Knob	2
11	36-3400	Decal - No Step	1
11	93-6687	Decal - No Step (Europe)	1
11	84-2780	Decal - No Step (Japan)	1

Ref. No.	Part No.	Description	No. Used
12	87-5130	Cover - Battery Base	1
13	3296-27	Rivet - Plastic	4
14	87-7620	Shield - Plastic	1
15	87-5120	Bracket - Battery Base	1
16	323-9	Screw - HH	1
17	3256-24	Washer - Flat	2
18	32128-20	Nut - Flange Lock	2
19	87-5110	Support - Lower	1
20	3296-39	Nut - Flange Lock	1
21	87-7600	Rod - Battery Support	1
22	93-6668	Decal - Charging (Europe)	1
23	93-7276	Decal - Danger (Europe)	1

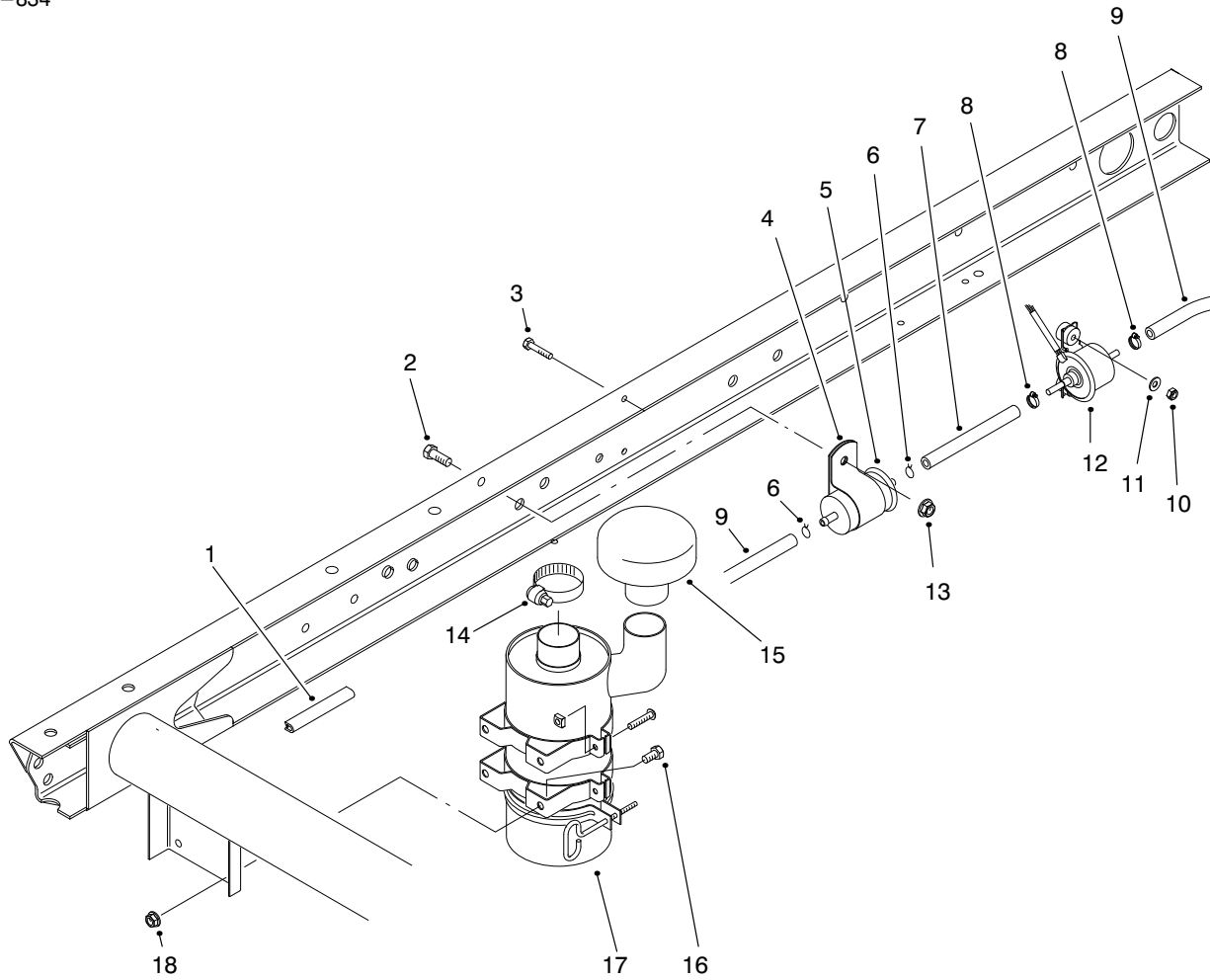


T-1609-1

FUEL TANK ASSEMBLY

Ref. No.	Part No.	Description	No. Used	Ref. No.	Part No.	Description	No. Used
1	93-3101	Cap - Fuel (US)	1	13	92-2379	Clamp - Hose	1
*	93-7170	Cap - Fuel (CE)	1	14	353-781	Fitting - Fuel 90°	1
2	98-2915	Asm - Fuel Tank (Incl. Ref. #8, 9, 14 & 25)	1	15	87-3140	Support - Rear	1
3	62-7650	Gasket - Sending Unit	1	16	323-4	Screw - HH	2
4	63-7640	Unit - Sending	1	17	3296-42	Nut - Lock	2
5	3253-15	Washer - Lock	5	18	87-3150	Support - Front	1
6	32122-24	Screw - RH	5	19	3274-54	Screw - HSH	2
7	5-3637	Washer - Flat	1	20	87-3160	Strap - Tank Support	2
8	2412-36	Clamp	1	21	87-3170	Pad - Tank Support Strap	2
9	98-2952	Fitting - Fuel Straight	1	22	3234-38	Screw - HH	2
10	2412-108	Clamp - Hose	1	23	3290-357	Nut - Flange	2
11	93-2298	Hose - Fuel	1	24	32128-23	Nut - Flange	2
12	63-9640	Hose - Fuel	2	25	46-6560	Bushing	1
				26	3290-378	Tie - Cable	1

*Not Illustrated

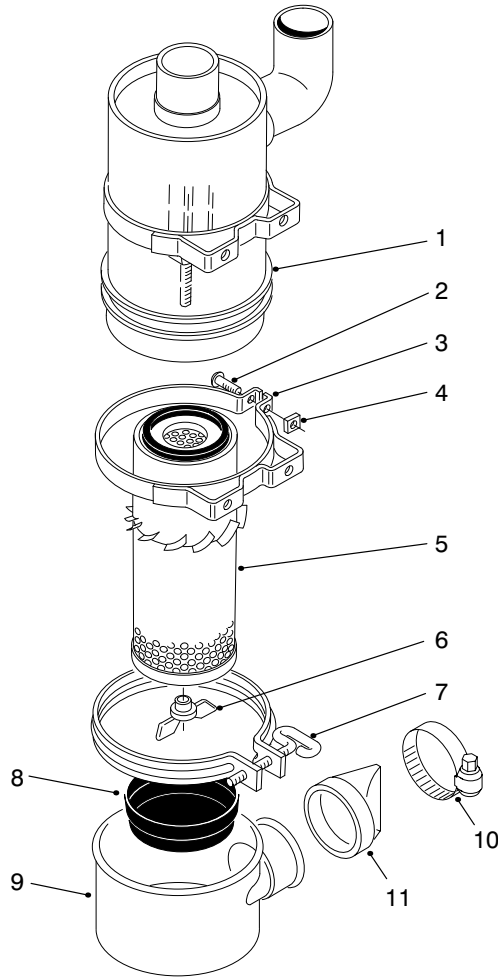


T-1738-2

AIR CLEANER & FUEL SUPPLY ASSEMBLY

Ref. No.	Part No.	Description	No. Used
1	43-4300	Trim	1
2	323-6	Screw - HH	1
3	48-7650	Screw - HH	2
4	2412-96	Clamp - R	1
5	18-1520	Filter - Fuel	1
6	92-2379	Clamp - Hose	2
7	71-2690	Hose - Fuel	1
8	2412-108	Clamp - Hose	2
9	47-2964	Hose - Fuel	1

Ref. No.	Part No.	Description	No. Used
10	49-7810	Nut - Lock	2
11	3256-67	Washer - Flat	2
12	92-2007	Pump - Fuel	1
13	3290-357	Nut - Flange	1
14	2412-92	Clamp - Hose	1
15	46-7510	Hood - Air Inlet	1
16	322-2	Screw - HH	4
17	94-5235	Asm-Air Cleaner	1
18	32128-20	Nut - Flange	4

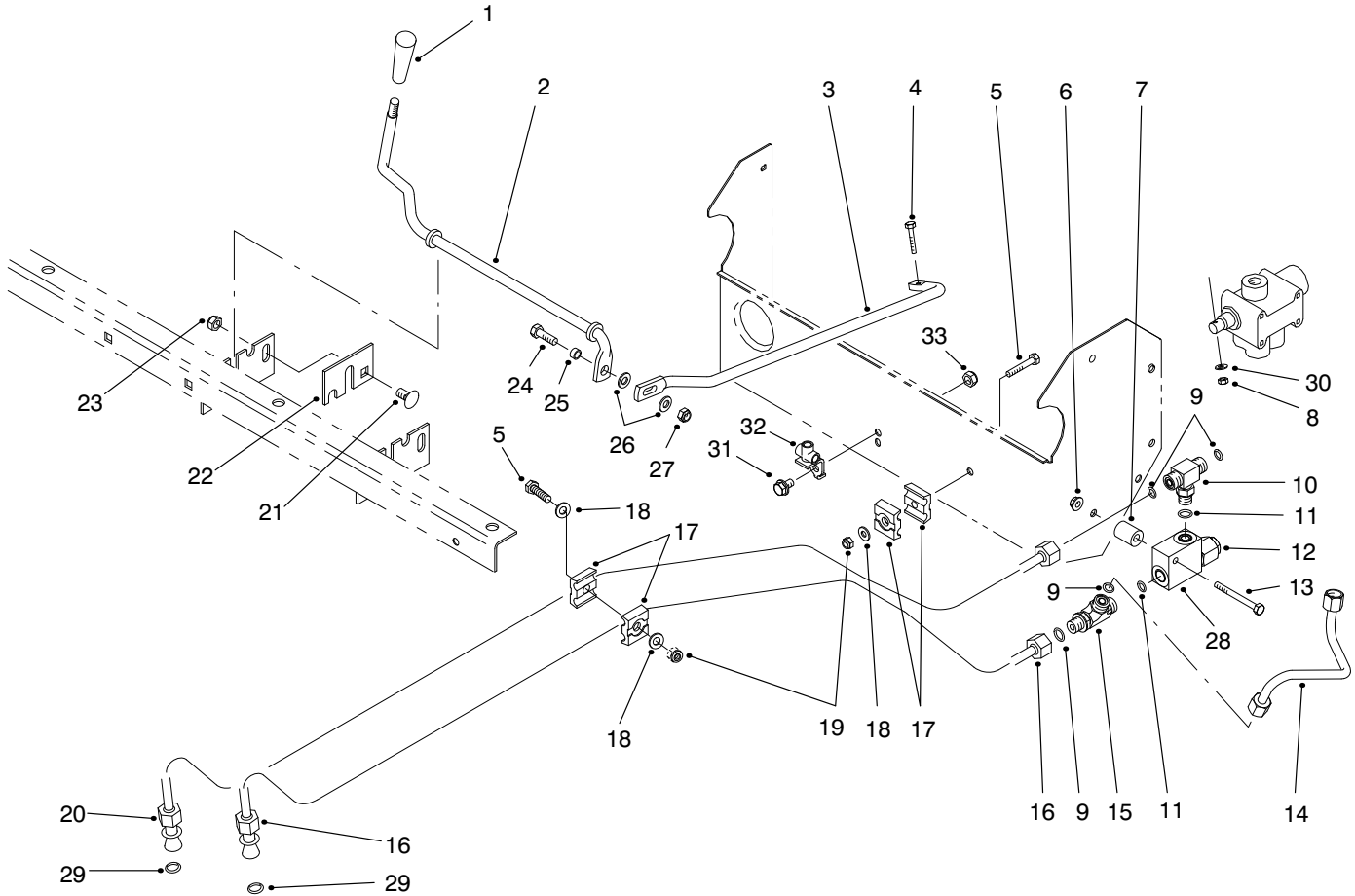


T-2507

AIR CLEANER ASSEMBLY

Ref. No.	Part No.	Description	No. Used	Ref. No.	Part No.	Description	No. Used
1		Body	1	7	33-1340	Asm-Clamp	1
2	3258-19	Screw - RH	2	8	33-1310	Baffle	1
3	33-1350	Asm-Band (Incl. Ref. #2 & 4)	2	9	87-9390	Cup	1
4	32107-11	Nut - Square	2	10	2412-130	Clamp - Hose	1
5	33-1300	Asm-Element	1	11	87-9400	Valve	1
6	33-1330	Asm-Nut	1	*	94-5235	Air Cleaner (Complete) (Incl. Ref. #1 & 5-11)	1

*Not Illustrated



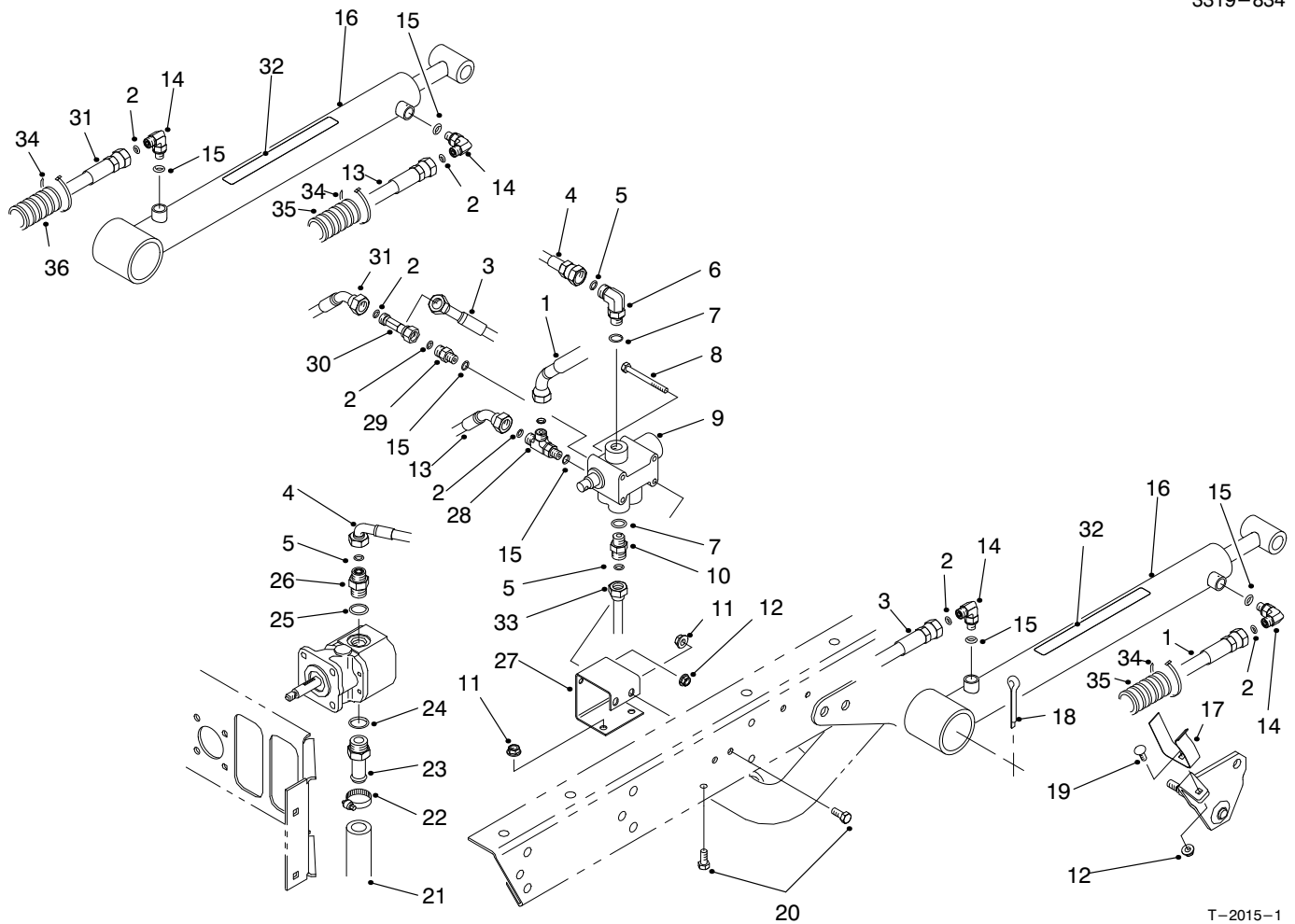
T-1610-1

LIFT VALVE LINKAGE ASSEMBLY

Ref. No.	Part No.	Description	No. Used
1	233-39	Knob	1
2	87-4500	Rod - Pivot	1
3	87-4510	Rod - Connecting	1
4	87-5150	Screw - HH	1
5	321-9	Screw - HH	2
6	32128-33	Nut - Flange Lock	1
7	75-9610	Spacer	1
8	87-5140	Nut - Lock	1
9	237-22	O-Ring	4
10	340-94	Fitting - Hydraulic Tee (Incl. Ref. #9 & 11)	1
11	237-42	O-Ring	2
12	92-2160	Cartridge - Relief Valve	1
13	321-15	Screw - HH	1
14	87-4560	Tube - Hydraulic	1
15	340-86	Fitting - Hydraulic Tee (Incl. Ref. #9 & 11)	1
16	87-9350	Asm-Hydraulic Tube (Incl. Ref. #29)	1
17	56-7973	Clamp - Hydraulic Tube	4

Ref. No.	Part No.	Description	No. Used
18	3256-22	Washer - Flat	3
19	3296-42	Nut - Lock	2
20	87-4540	Asm-Hydraulic Tube (Incl. Ref. #29)	1
21	3231-21	Bolt - Carriage	1
22	87-4490	Bracket - Hold-Down	1
23	3296-39	Nut - Lock	1
24	322-5	Screw - HH	1
25	87-5080	Spacer - Connecting	1
26	3256-23	Washer - Flat	2
27	3296-29	Nut - Lock	1
28	92-2161	Body - Relief Valve	1
29	39-7310	O-Ring	2
30	3256-14	Washer - Flat	1
31	322-2	Screw - HH	1
32	87-3560	Tee - Brake Tube	1
33	32128-20	Nut - Flange Lock	1
*	87-3680	Asm-Relief Valve (Incl. Ref. #12 & 28)	1

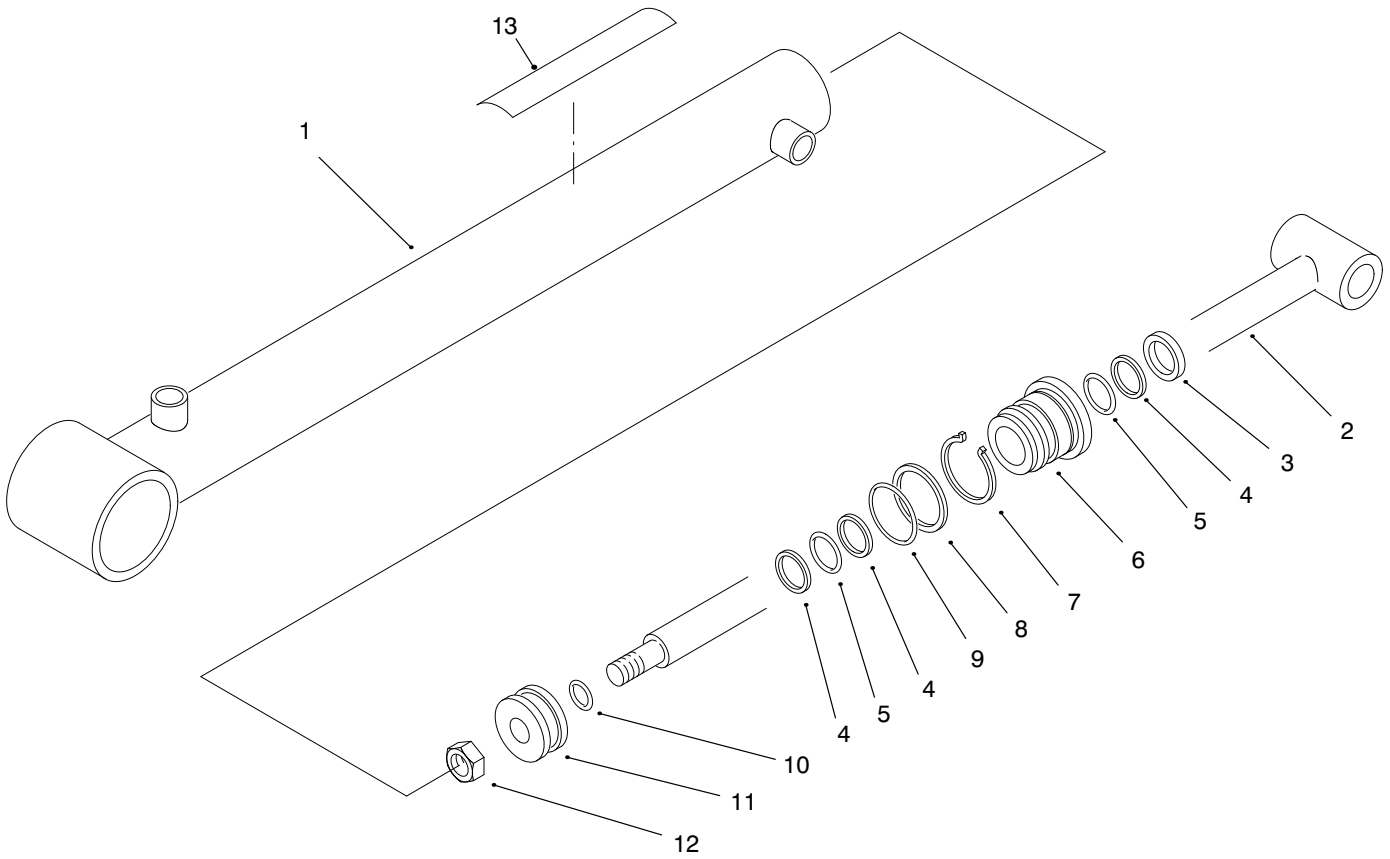
*Not Illustrated



T-2015-1

LIFT VALVE & CYLINDER ASSEMBLY

Ref. No.	Part No.	Description	No. Used	Ref. No.	Part No.	Description	No. Used
1	92-2697	Hose - Hydraulic LH	1	17	87-3720	Retainer - Cylinder	2
2	237-21	O-Ring	6	18	3272-37	Pin - Cotter	2
3	87-4880	Hose - Hydraulic LH	1	19	3229-25	Screw - Carriage	2
4	87-4870	Hose - Hydraulic (Model 07200 & 07202)	1	20	322-3	Screw - HH	4
4	93-9552	Hose - Hydraulic (Model 07200TC)	1	21	87-3670	Hose - Hydraulic	1
5	237-22	O-Ring	3	22	2412-34	Clamp	1
6	340-77	Fitting - Hydraulic 90° (Incl. Ref. #5 & 7)	1	23	354-136	Fitting - Hydraulic Straight (Incl. Ref. #24)	1
7	237-42	O-Ring	1	24	237-80	O-Ring	1
8	321-14	Screw - HH	2	25	237-79	O-Ring	1
9	43-1950	Valve	1	26	340-3	Fitting - Hydraulic Straight (Incl. Ref. #5 & 25)	1
10	340-2	Fitting - Straight (Incl. Ref. #5 & 7) (Model 07200 & 07202)	1	27	87-4520	Bracket - Dump Valve	1
10	340-77	Fitting - 90° (Incl. Ref. #5 & 7) (Model 07200TC)	1	28	340-140	Fitting - Hydraulic Tee (Incl. Ref. #2 & 15)	1
11	32128-20	Nut - Flange Head	4	29	340-92	Fitting - Hydraulic Straight (Incl. Ref. #2 & 15)	1
12	32128-33	Nut - Flange Head	4	30	340-151	Fitting - Hydraulic Tee (Incl. Ref. #2)	1
13	87-4910	Hose - Hydraulic RH	1	31	87-4900	Hose - Hydraulic RH	1
14	340-132	Fitting - Hydraulic 90° (Incl. Ref. #2 & 15)	4	32	87-7930	Decal - Warning	2
15	237-78	O-Ring	4	32	93-9852	Decal - Warning (Europe)	2
16	94-5203	Asm - Hydraulic Cylinder (Incl. Ref. #32)	2	32	92-6415	Decal - Warning (Japan)	2
				33	87-4560	Tube - Hydraulic	1
				34	3290-378	Tie - Cable (Europe)	6
				35	24-7923	Conduit - Hose (Europe)	2
				36	24-7922	Conduit - Hose (Europe)	1



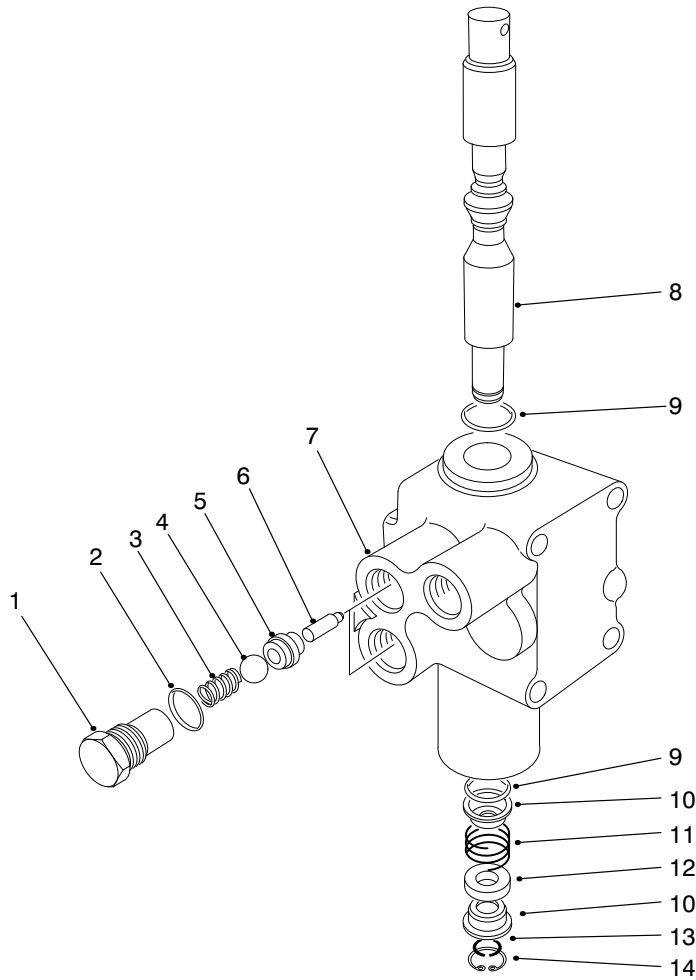
T-2342-1

LIFT CYLINDER NO. 94-5203

Ref. No.	Part No.	Description	No. Used
1	94-5206	Asm-Barrel	1
2	94-5207	Shaft	1
3		Seal - Dust	1
4		Backup	3
5		O-Ring	2
6	92-2162	Head	1
7	84-1680	Ring - Retaining	1
8		Backup	1

Ref. No.	Part No.	Description	No. Used
9		O-Ring	1
10		O-Ring	1
11	43-5150	Piston	1
12	32152-10	Nut	1
13	87-7930	Decal - Warning	1
*	92-2165	Kit-Repair (Incl. Ref. #3-5 & 8-10)	1

*Not Illustrated

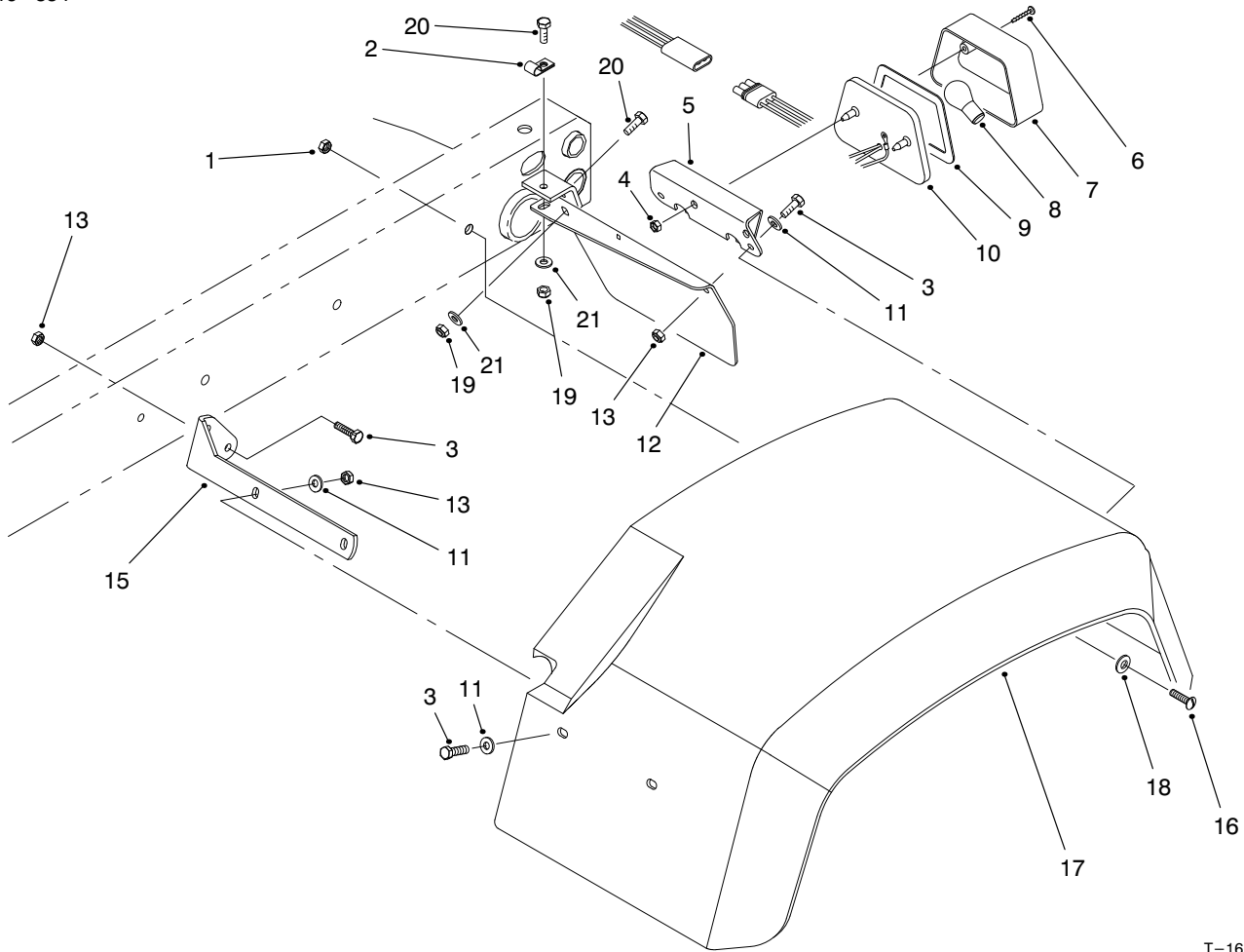


T-0280

LIFT CONTROL VALVE ASSEMBLY NO. 43-1950

Ref. No.	Part No.	Description	No. Used
1	22-8330	Plug	2
2	237-42	O-Ring	2
3	22-8340	Spring	2
4	22-8350	Ball	2
5	22-8370	Seat-Check Valve	2
6	22-8360	Pin - Cam	2
7		Body	1

Ref. No.	Part No.	Description	No. Used
8	22-8420	Spool	1
9	22-8500	O-Ring	2
10	22-8380	Retainer - Spring	2
11	22-8410	Spring	1
12	23-3030	Spacer	1
13	22-8480	Ring - Retaining, Spool	1
14	22-8490	Ring - Retaining	1



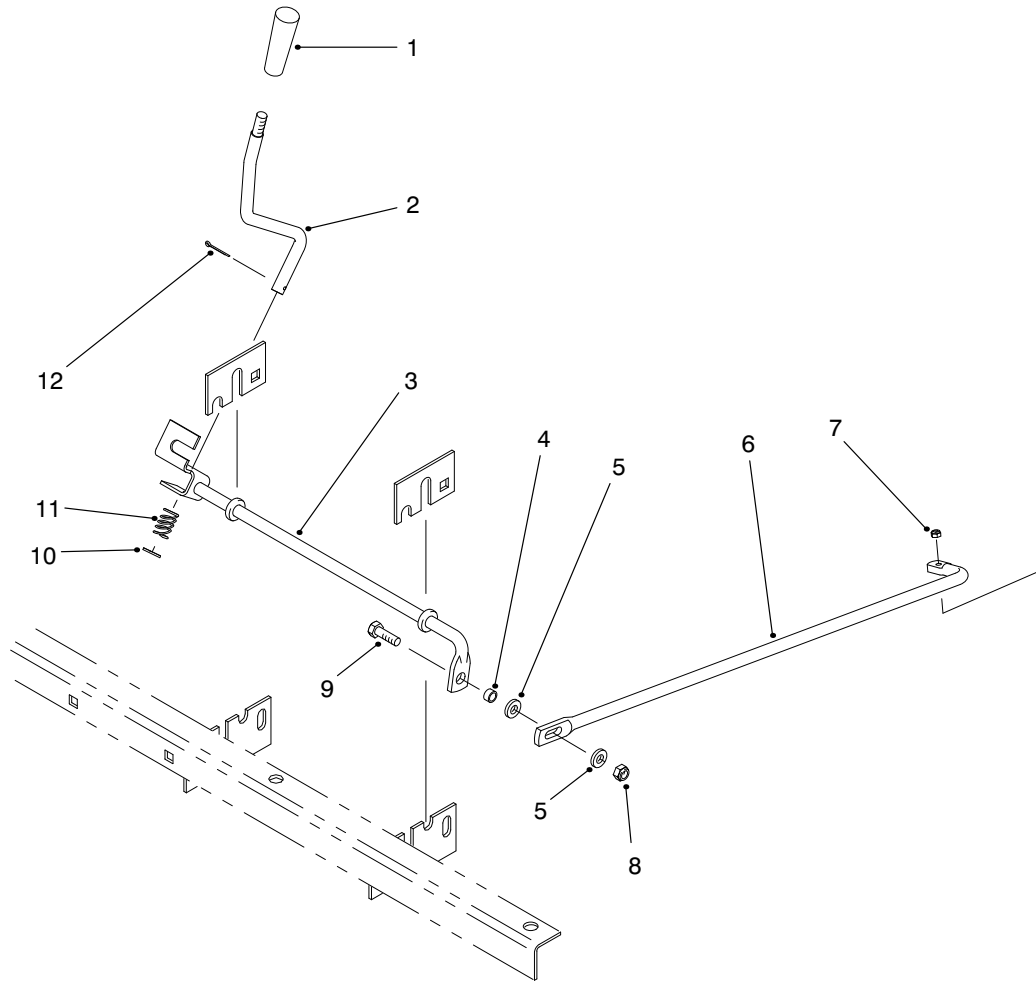
T-1613-1

REAR FENDER & TAIL LIGHT ASSEMBLY

Ref. No.	Part No.	Description	No. Used
1	3296-39	Nut - Lock	6
2	2412-93	Clamp - R	1
3	321-6	Screw - HH	12
4	3290-506	Palnut	2
5	87-5770	U-Bracket - Tail Light	1
6	32144-93	Screw - TAP	2
7	87-6300	Lens	1
8		Bulb (#1157 Std. 12 Volt)	1
9	87-6310	Gasket	1
10	87-2110	Asm-Tail Light (Incl. Ref. #6-9)	1

Ref. No.	Part No.	Description	No. Used
11	3256-22	Washer - Flat	12
12	93-8943	Plate - Tail Light LH	1
*	93-8944	Plate - Tail Light RH	1
13	3296-42	Nut - Lock	16
15	93-8941	Bracket - Front LH	1
*	93-8942	Bracket - Front RH	1
16	3274-94	Screw - HSBH	6
17	87-6660	Fender - Rear 24"	2
18	3256-24	Washer - Flat	6
19	3296-29	Nut - Lock	4
20	322-5	Screw - HH	4
21	3256-23	Washer - Flat	4

*Not Illustrated

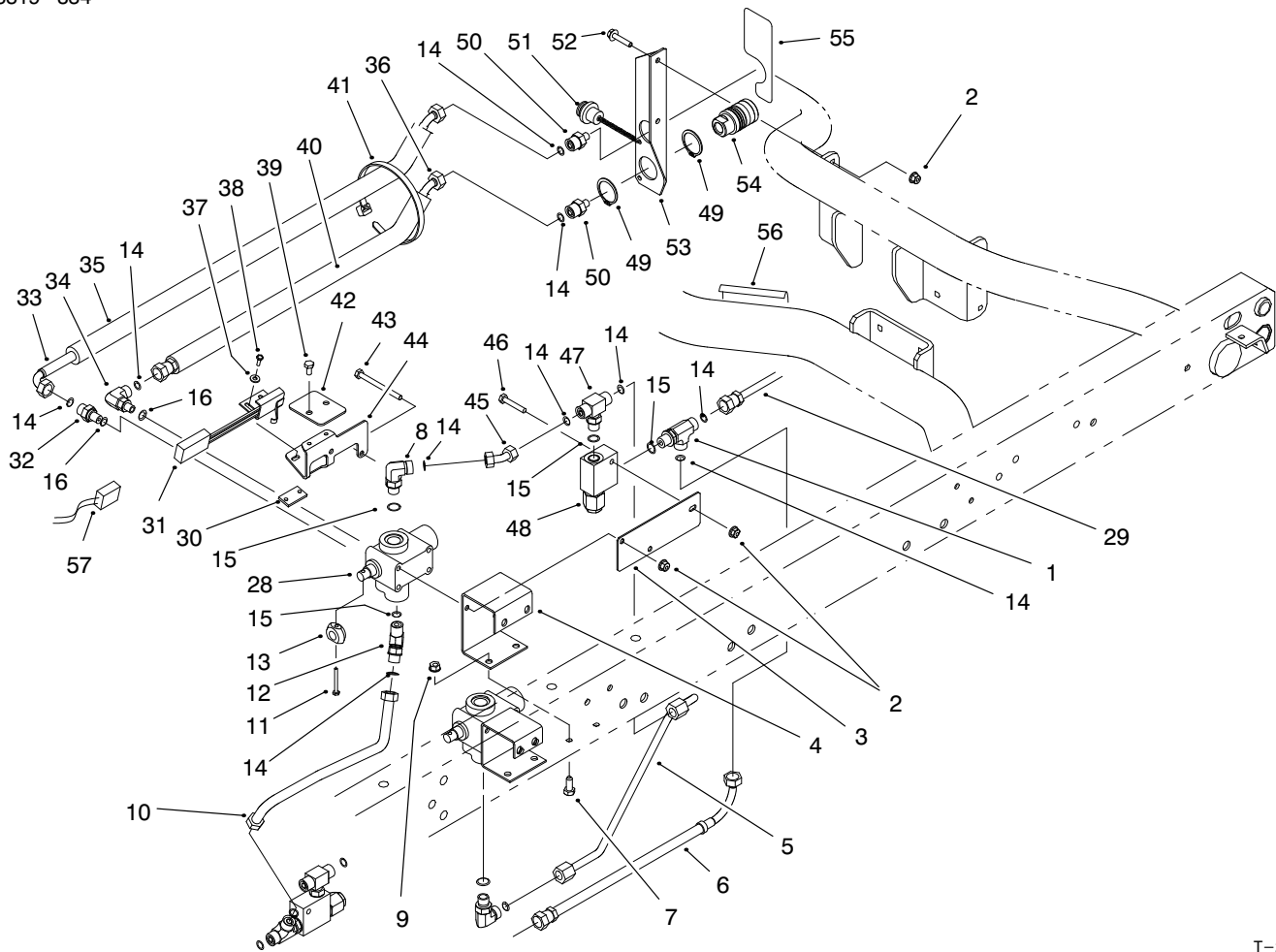


T-2623

REMOTE HYDRAULICS CONTROL LEVER & LINKAGE (Model 07200TC)

Ref. No.	Part No.	Description	No. Used
1	233-39	Knob	1
2	87-4580	Rod - Auxiliary Lever	1
3	87-4610	Rod - Auxiliary	1
4	87-5080	Spacer - Connecting Rod	1
5	3256-23	Washer - Flat	2
6	93-9536	Rod - Connecting	1

Ref. No.	Part No.	Description	No. Used
7	3296-2	Nut - Hex.	1
8	3296-29	Nut - Lock	1
9	322-5	Screw - HH	1
10	3256-25	Washer - Flat	1
11	66-4850	Spring - Compression	1
12	3272-7	Pin - Cotter	1

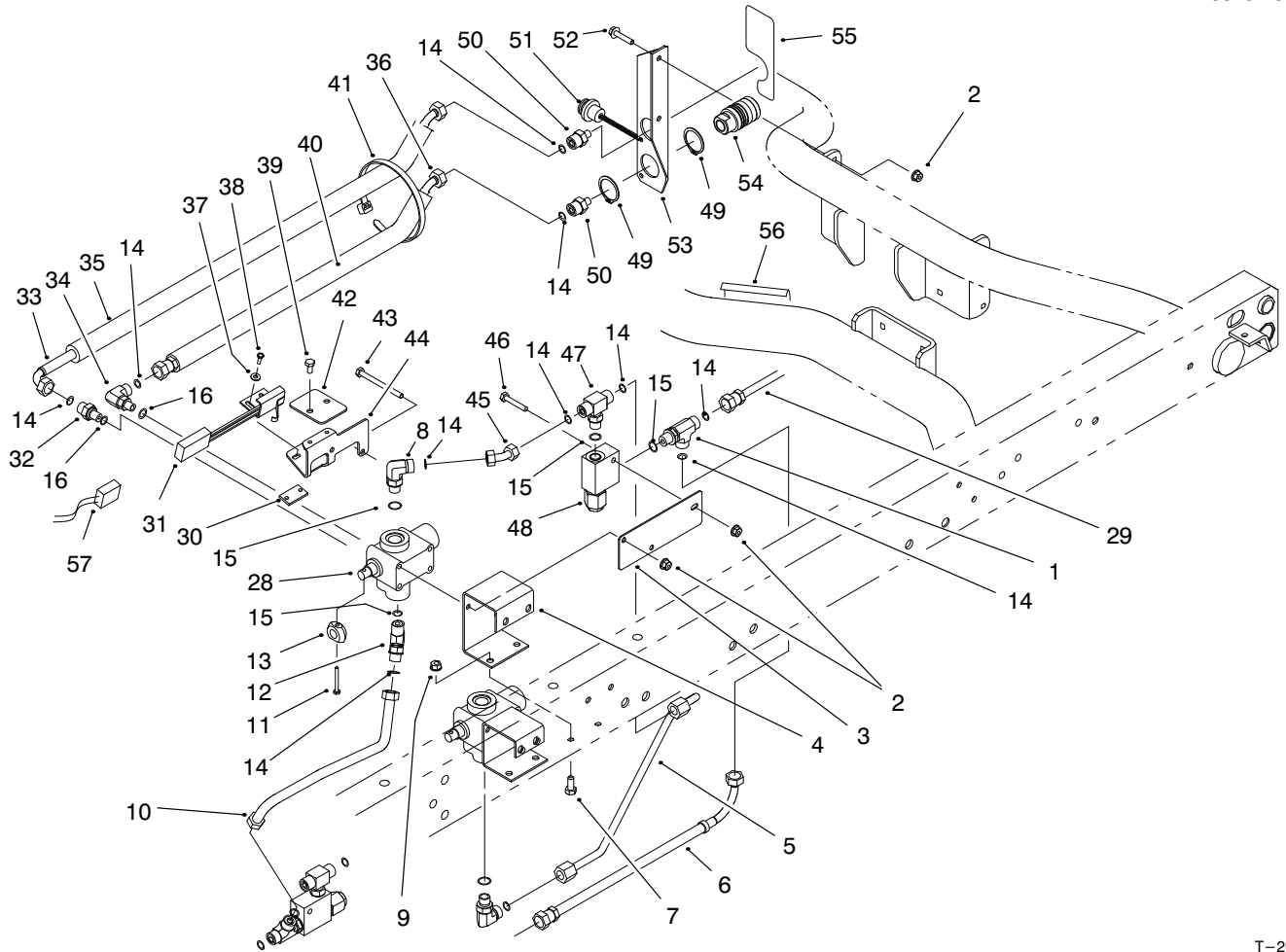


T-2624

REMOTE HYDRAULICS PLUMBING ASSEMBLY (Model 07200TC)

Ref. No.	Part No.	Description	No. Used
1	340-86	Fitting - Hydraulic Tee (Incl. Ref. #14 & 15)	1
2	32128-33	Nut - Flange Lock	5
3	92-2623	Plate - Valve Mount	1
4	87-4620	Bracket - Auxiliary Valve	1
5	93-9535	Asm - Hydraulic Tube	1
6	92-2624	Asm - Hydraulic Hose	1
7	322-3	Screw - HH	4
8	340-77	Fitting - Hydraulic 90° (Incl. Ref. #14 & 15)	2
9	32128-20	Nut - Lock	4
10	92-2622	Asm - Hydraulic Tube	1
11	32105-5	Screw	1
12	340-87	Fitting - Hydraulic 45° (Incl. Ref. #14 & 15)	1
13	93-9542	Cam - Switch	1
14	237-22	O-Ring	10
15	237-42	O-Ring	5
16	237-78	O-Ring	3
28	43-1710	Hydraulic Valve Assembly	1
29	94-5255	Asm - Hydraulic Hose	1
30	93-9539	Strip - Tapped	1
31	92-7905	Asm - Switch & Bracket	1
32	340-88	Fitting - Hydraulic Straight (Incl. Ref. #14 & 16)	1

Ref. No.	Part No.	Description	No. Used
33	92-2606	Asm - Hydraulic Hose	1
34	340-97	Fitting - Hydraulic 90° (Incl. Ref. #14 & 16)	1
35	93-9540	Sleeve - Protective	1
36	92-2605	Asm - Hydraulic Hose	1
37	3256-14	Washer - Flat	2
38	32105-8	Screw	2
39	321-2	Screw - HH	2
40	93-9551	Sleeve - Protective	1
41	3290-378	Tie - Cable	6
42	93-9538	Cover - Switch	1
43	321-23	Screw - HH	2
44	93-9537	Bracket - Switch Mounting	1
45	92-2620	Asm - Hydraulic Tube	1
46	321-9	Screw - HH	1
47	340-94	Fitting - Hydraulic Tee (Incl. Ref. #14 & 15)	1
48	92-2625	Asm - Relief Valve (1900 psi)	1
49	92-2601	Ring - Retaining	4
50	340-12	Fitting - Hydraulic Straight (Incl. Ref. #14)	2
51	92-2603	Plug - Dust	2
52	3234-21	Screw - HH	2



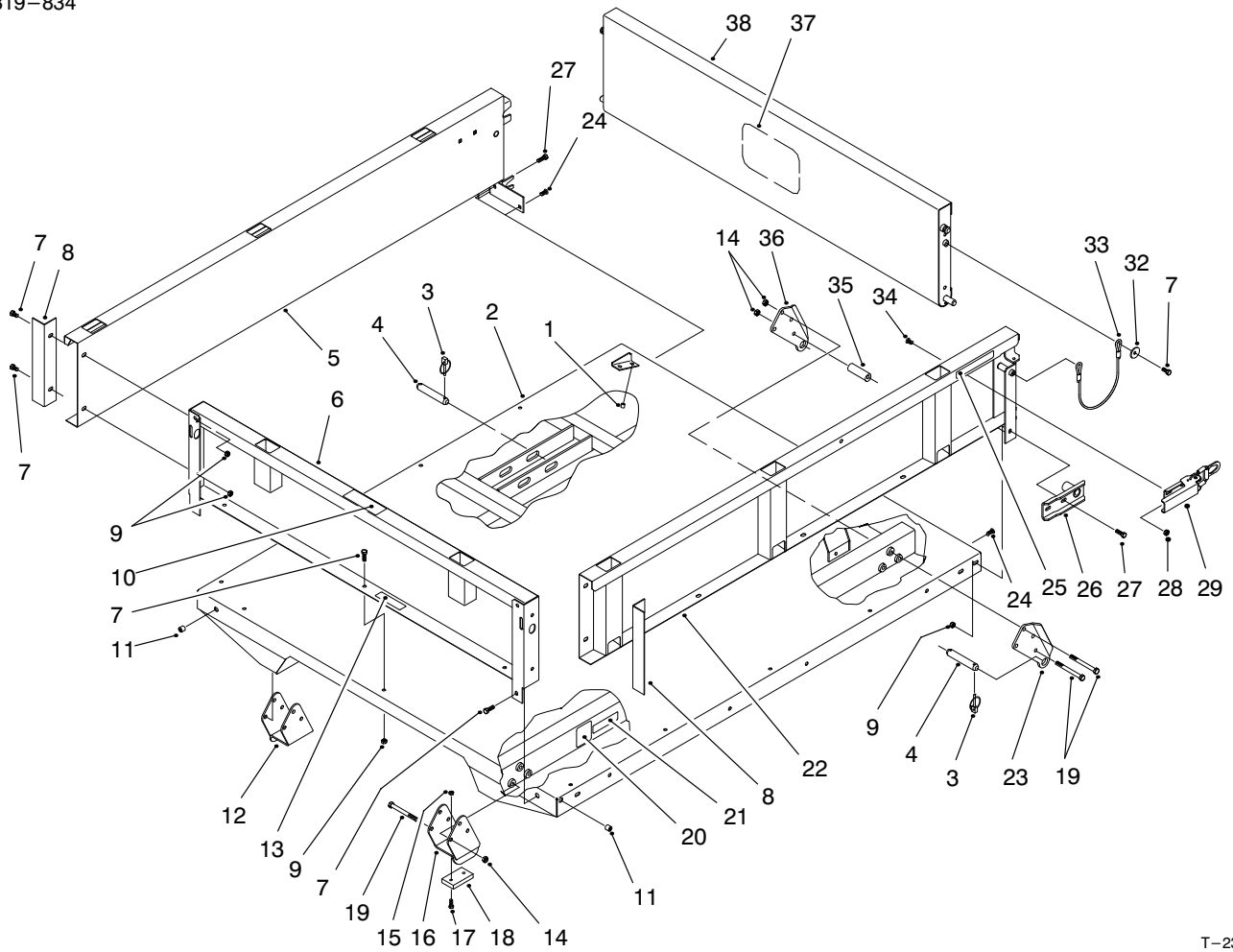
T-2624

REMOTE HYDRAULICS PLUMBING ASSEMBLY (Model 07200TC) (Continued)

Ref. No.	Part No.	Description	No. Used
53	92-2771	Asm-Rear Coupler Bracket (Incl. Ref. #55)	1
54	92-2602	Coupling - Hyd. Female	2
55	92-2610	Decal - Coupler (US)	1
*	93-9089	Decal - Coupler (CE)	1
*	92-5339	Decal - Coupler (Japan)	1

Ref. No.	Part No.	Description	No. Used
56	92-2611	Decal - Caution (US)	1
*	93-9090	Decal - Caution (CE)	1
*	92-5466	Decal - Caution (Japan)	1
57	93-9541	Harness - Wire	1

*Not Illustrated



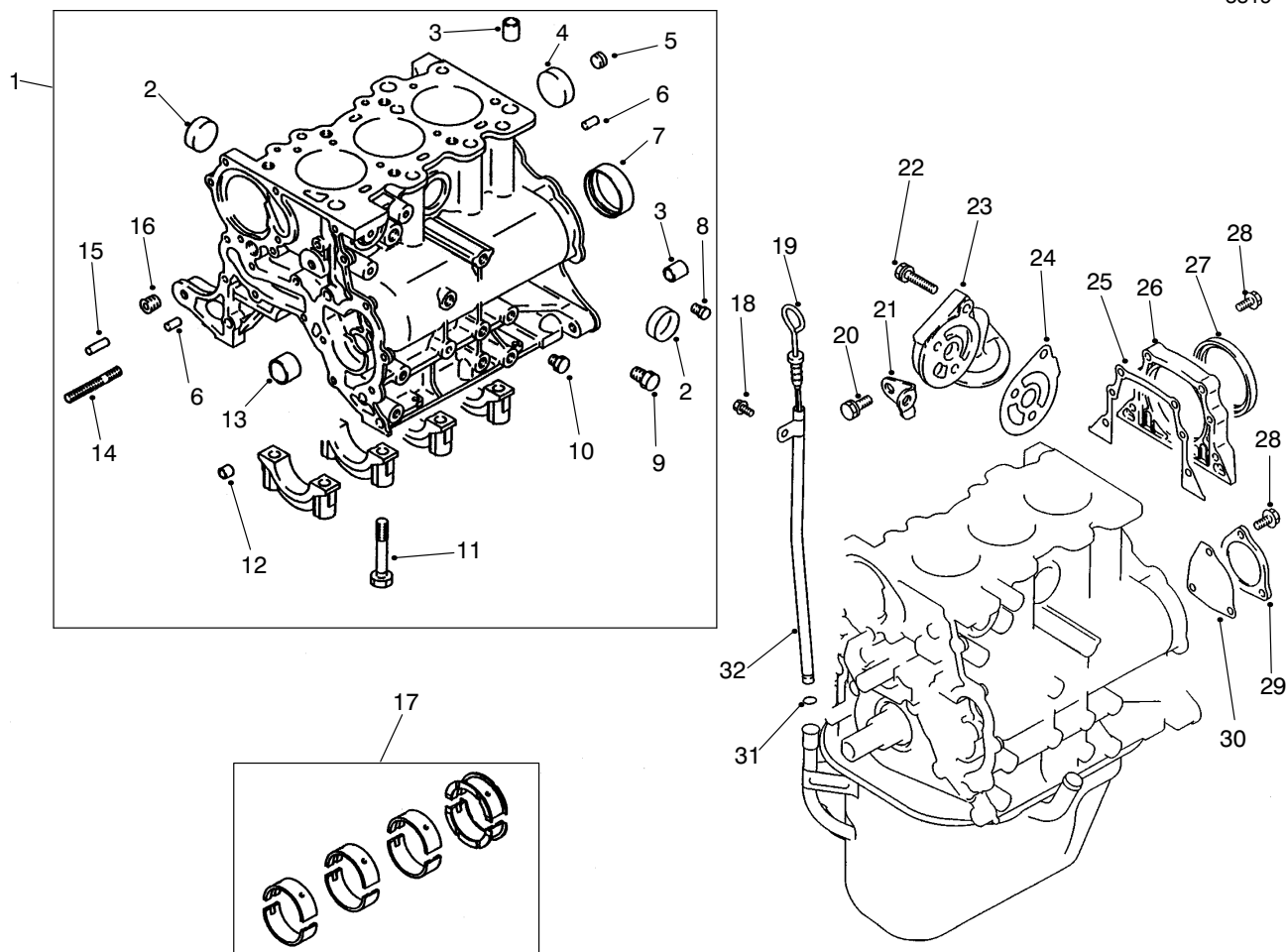
T-2382-1

BED & BED SIDE ASSEMBLY (Model 07202)

Ref. No.	Part No.	Description	No. Used
1	32148-6	Insert - Threaded	4
2	93-9724	Bed	1
3	92-1298	Pin - Lynch	8
4	92-1233	Pin - Clevis	4
5	92-1255	Panel - Side RH	1
6	92-5974	Panel - Front	1
7	3234-7	Screw - HHF	21
8	92-1320	Angle - Side	2
9	32128-35	Nut - Lock Flange	23
10	92-5955	Decal - No Riders	1
11	32148-7	Nut - Clinch	4
12	93-9723	Spacer - Bracket RH	1
†13		Decal - Serial Plate	1
14	3296-44	Nut - Lock	14
15	3296-42	Nut - Lock	4
16	93-9722	Spacer - Bracket LH	1
17	3250-45	Screw - PH	4
18	93-9719	Block - Wear	2

Ref. No.	Part No.	Description	No. Used
19	323-42	Screw - HH	14
20	93-1312	Decal - Warning	2
†21		Decal - CE	1
22	92-1248	Panel - Side LH	1
23	93-9720	Plate - Pivot Long LH	2
24	3230-1	Screw - Carriage	2
25	92-1319	Decal - Caution	2
26	92-1265	Bracket - Pivot	2
27	3234-29	Screw - HHF	6
28	32128-20	Nut - Lock Flange	4
29	93-9606	Asm - Latch	2
32	3256-57	Washer - Flat	4
33	93-9595	Lanyard - Tailgate	2
34	3230-15	Screw - Carriage	4
35	93-9575	Tube - Flatbed Pivot	2
36	93-9721	Plate - Pivot Long RH	2
37	92-1242	Decal - Toro	1
38	92-1259	Tailgate - Rear	1

†Not available separately

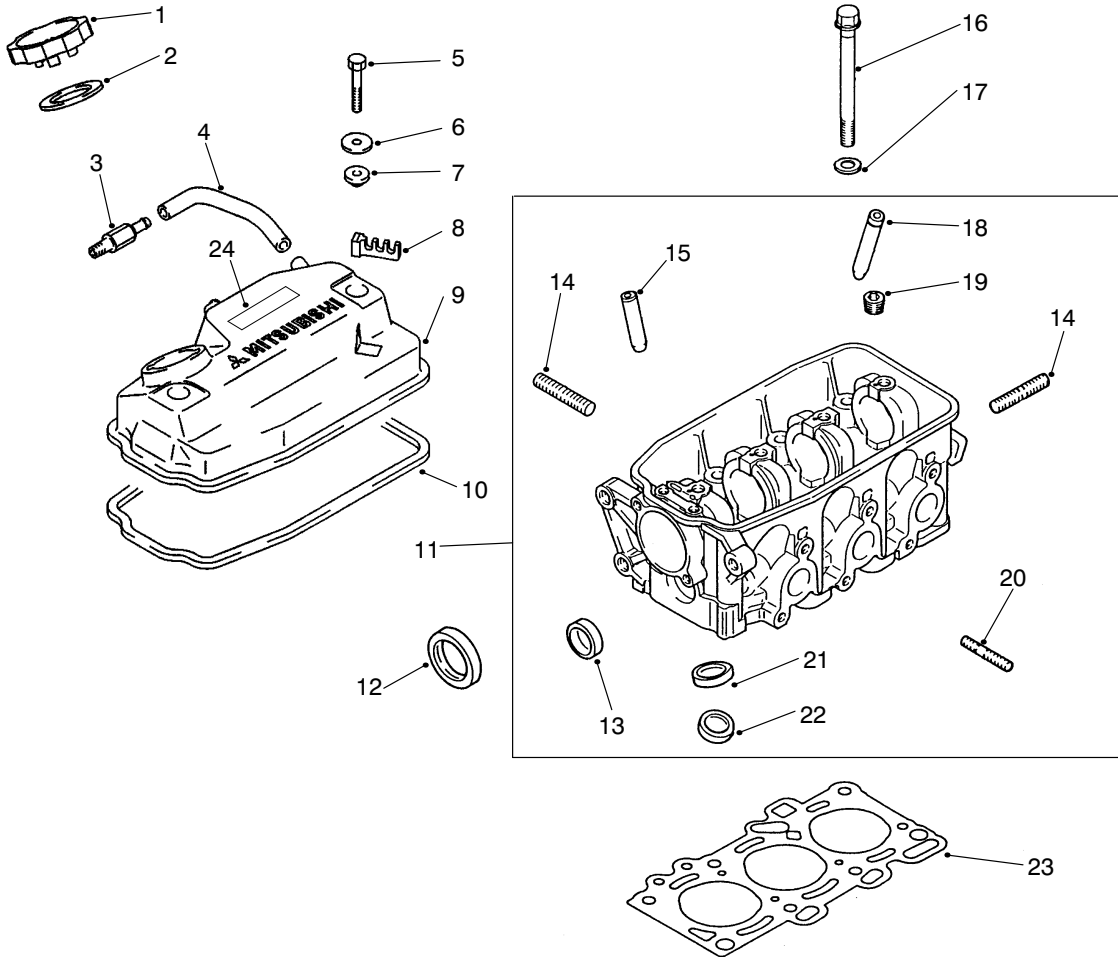


T-1631-1

CYLINDER BLOCK ASSEMBLY

Ref. No.	Part No.	Description	No. Used
1	92-2006	Asm-Crankcase (Incl. Ref. #2-16)	1
2	92-2151	Cap - Sealing	3
3	92-2152	Bushing	4
4	92-1994	Cap - Sealing	1
5	92-1935	Plug - Taper	1
6	92-2148	Pin - Dowel	2
7	92-1982	Bearing - Ring	1
8	92-1902	Plug - Taper	1
9	56-0100	Plug - Taper	1
10	92-1910	Plug - Taper	1
11	67-2250	Bolt	8
12	67-2360	Bushing	4
13	92-1981	Bearing - Front	1
14	92-5107	Stud	1
15	92-1958	Pin - Dowel	1
16	67-2390	Plug - Taper	1

Ref. No.	Part No.	Description	No. Used
17	92-1956	Bearing - Set, Main	1
18	92-5112	Bolt - Flange Head	1
19	92-5110	Gauge - Oil Level	1
20	92-2144	Bolt	2
21	92-5109	Stay - Oil Filter	1
22	92-2143	Bolt	3
23	92-2012	Bracket - Oil Filter	1
24	92-5108	Gasket - Bracket	1
25	92-1987	Gasket	1
26	92-2045	Housing - Seal, Oil	1
27	92-1952	Seal - Oil	1
28	92-2131	Bolt - Flange Head	7
29	92-1945	Cover - Rear	1
30	92-1991	Gasket	1
31	92-1925	O-Ring	1
32	92-5111	Guide - Oil Level Gauge	1



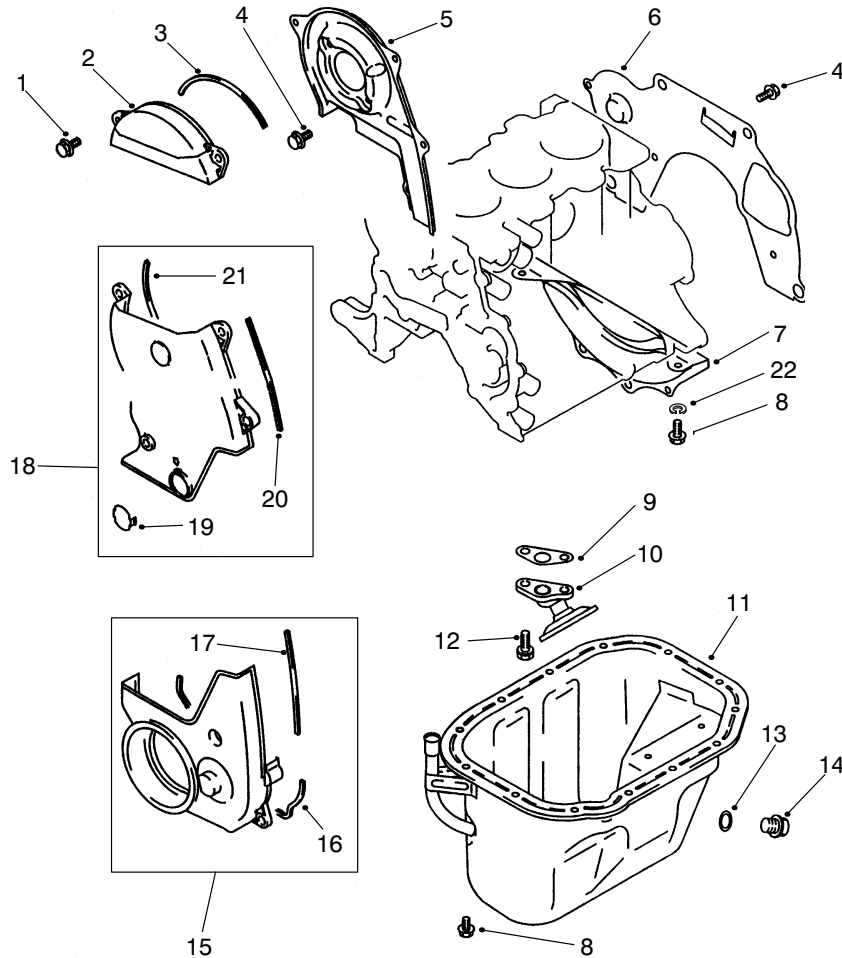
T-1630-2

ROCKER COVER & CYLINDER HEAD ASSEMBLY

Ref. No.	Part No.	Description	No. Used
1	92-1975	Cap - Oil (Incl. Ref. #2)	1
2	92-1943	Packing	1
3	92-2050	PCV Valve	1
4	92-2026	Hose - PCV Valve	1
5	92-2128	Bolt - Cover	2
6	92-2063	Washer	2
7	92-1929	Seal - Oil	2
8	92-1915	Clamp - Cable	1
9	94-5295	Asm - Cover (Incl. Ref. #8,10 & 24)	1
10	92-1944	Gasket - Cover, Rocker	1
11	92-2034	Head - Cylinder (Incl. Ref. #13-15 & 18-22)	1
12	92-2021	Seal - Oil	1
13	92-2151	Cap - Sealing	1
14	42-9560	Stud	3
15	92-1926	Guide - Intake Valve (.05 mm OS)	3
*	92-5103	Guide - Intake Valve (.25 mm OS)	3
*	92-5104	Guide - Intake Valve (.50 mm OS)	3

Ref. No.	Part No.	Description	No. Used
16	92-1971	Bolt	8
17	92-1903	Washer	8
18	92-1911	Guide - Exhaust Valve (.05 mm OS)	1
*	92-5105	Guide - Exhaust Valve (.25 mm OS)	1
*	92-5106	Guide - Exhaust Valve (.50 mm OS)	1
19	92-1916	Plug - Taper	1
20	92-1905	Stud	6
21	92-1959	Seat - Intake Valve (.30 mm OS)	3
*	92-5102	Seat - Intake Valve (.60 mm OS)	3
22	92-1976	Seat - Exhaust Valve (.30 mm OS)	3
*	92-5101	Seat - Exhaust Valve (.60 mm OS)	3
23	92-1997	Gasket - Cylinder	1
24		Label - Emission	1

*Not Illustrated

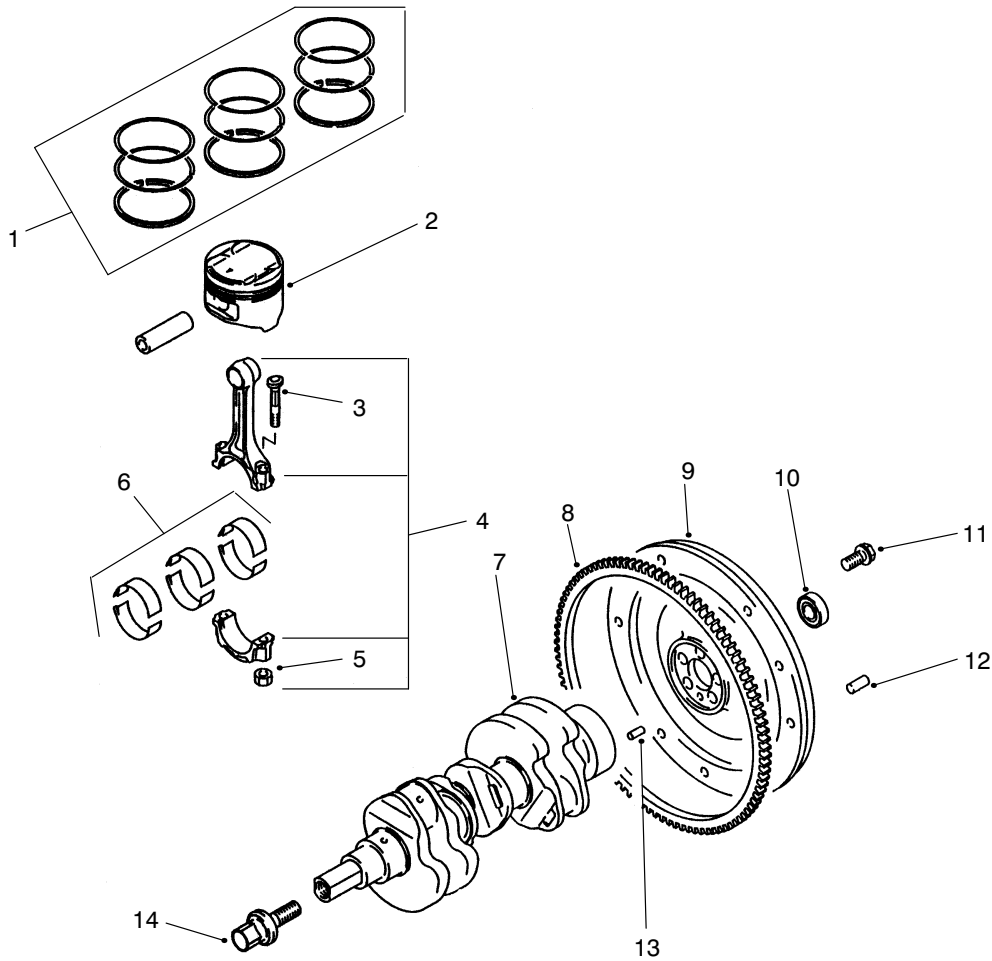


T-1632-1

COVERS & OIL PAN ASSEMBLY

Ref. No.	Part No.	Description	No. Used
1	92-5113	Bolt - Flange Head	3
2	92-1965	Asm-Cover (Incl. Ref.#3)	1
3	92-1962	Gasket	1
4	92-2131	Bolt - Flange Head	2
5	92-2035	Cover - Front	1
6	92-1937	Plate - Rear	1
7	92-1938	Cover - Bell Housing	1
8	48-7610	Bolt - HH	2
9	92-1988	Gasket - Oil	1
10	92-2019	Strainer - Oil	1
11	92-2053	Asm-Oil Pan (Incl. Ref.#13-14)	1

Ref. No.	Part No.	Description	No. Used
12	92-2137	Bolt/washer	2
13	92-1921	Gasket - Oil	1
14	92-1920	Plug - Oil	1
15	92-1967	Asm-Cover (Incl. Ref. #16-17)	1
16	92-1939	Gasket	1
17	92-1940	Gasket	1
18	92-1996	Asm-Cover, Front (Incl. Ref.#19-21)	1
19	92-1907	Cover - Access	1
20	92-1962	Gasket	1
21	92-1966	Gasket	1
22	3253-3	Washer - Lock	2



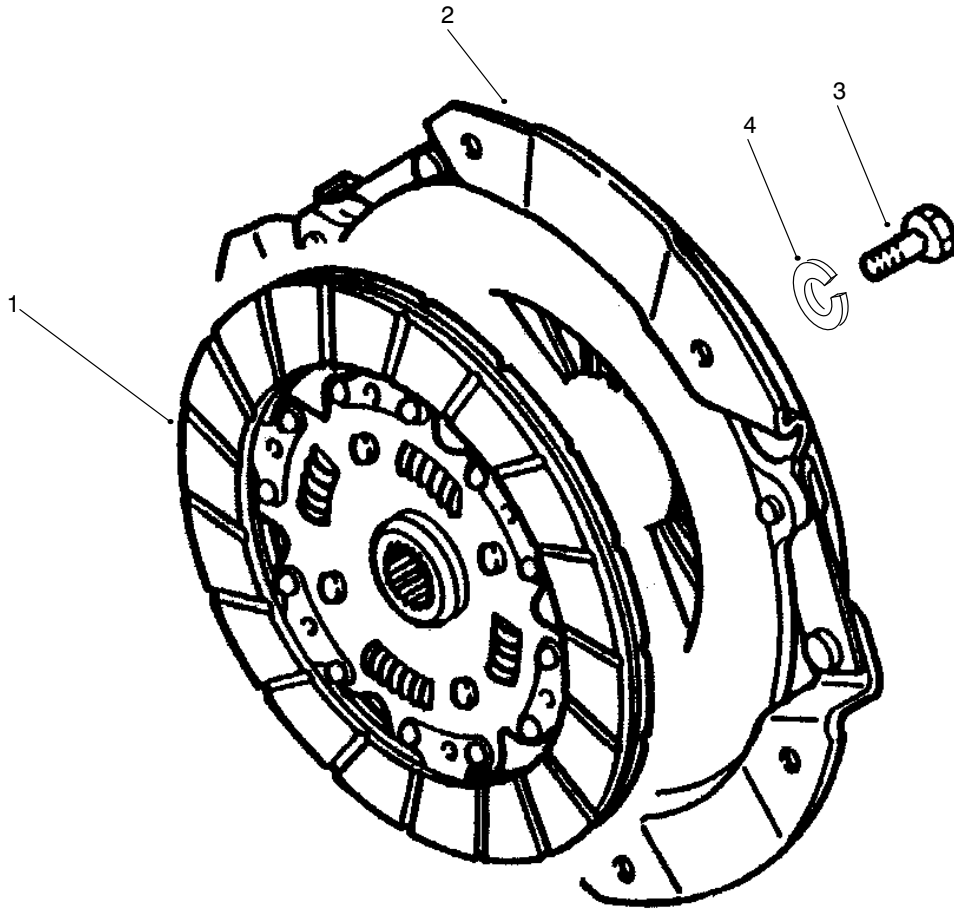
T-1633-1

PISTON & CRANKSHAFT ASSEMBLY

Ref. No.	Part No.	Description	No. Used
1	92-2014	Piston Ring Set (Std.)	1
*	92-5118	Piston Ring Set (.25 mm OS)	1
*	92-2015	Piston Ring Set (.50 mm OS)	1
*	92-5120	Piston Ring Set (.75 mm OS)	1
*	92-5121	Piston Ring Set (1.00 mm OS)	1
2	92-2005	Piston & Pin (Std.)	3
*	92-2013	Piston & Pin (.50 mm OS)	3
*	92-5116	Piston & Pin (.75 mm OS)	3
*	92-5117	Piston & Pin (1.00 mm OS)	3

Ref. No.	Part No.	Description	No. Used
3	92-2003	Bolt - Connecting Rod	6
4	92-1999	Rod - Connecting (Incl. Ref. #3 & 5)	3
5	92-1923	Nut	6
6	92-1957	Rod Bearing Set	1
7	92-1995	Asm - Crankshaft	1
8	92-1942	Gear - Ring	1
9	92-1980	Flywheel	1
10	92-1914	Bearing - Ball	1
11	92-1934	Bolt - Flywheel	5
12	42-7160	Pin - Dowel	3
13	92-2148	Pin - Dowel	1
14	92-2057	Bolt - Crankshaft PTO	1

*Not Illustrated

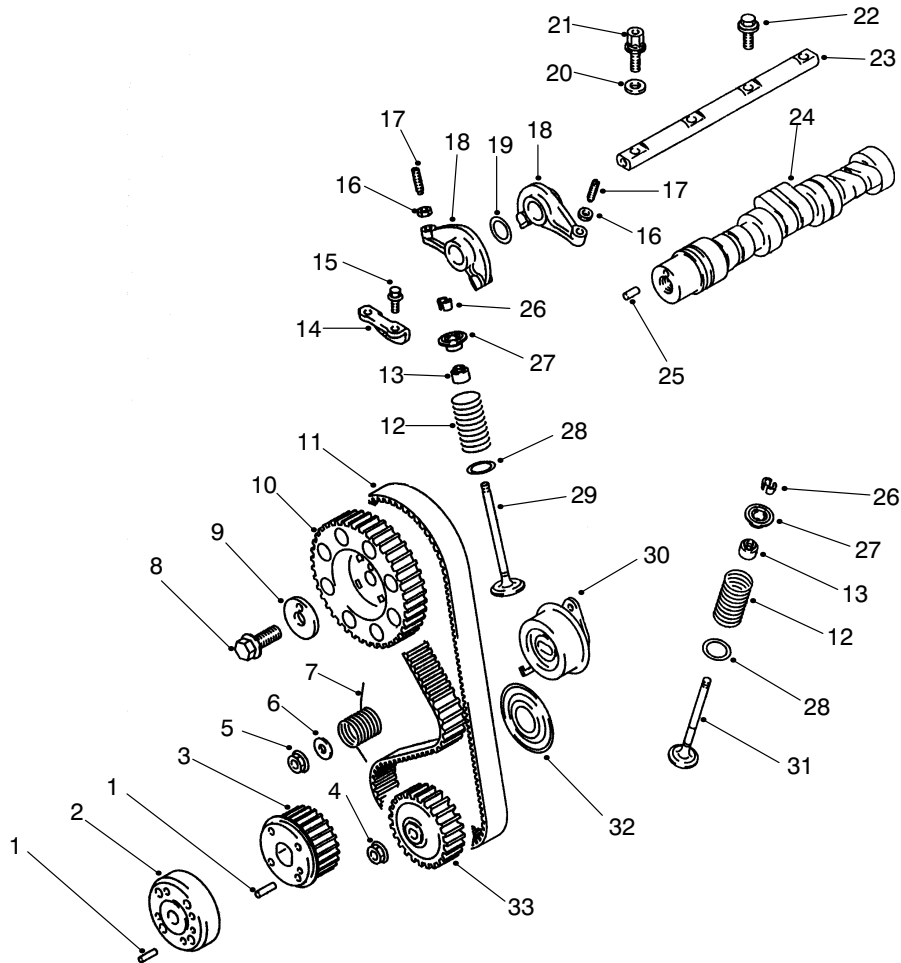


T-1644-1

CLUTCH & CLUTCH RELEASE ASSEMBLY

Ref. No.	Part No.	Description	No. Used
1	98-2959	Disc - Clutch	1
2	98-2958	Cover - Clutch	1

Ref. No.	Part No.	Description	No. Used
3	48-7700	Bolt	6
4	3253-4	Washer - Lock	6

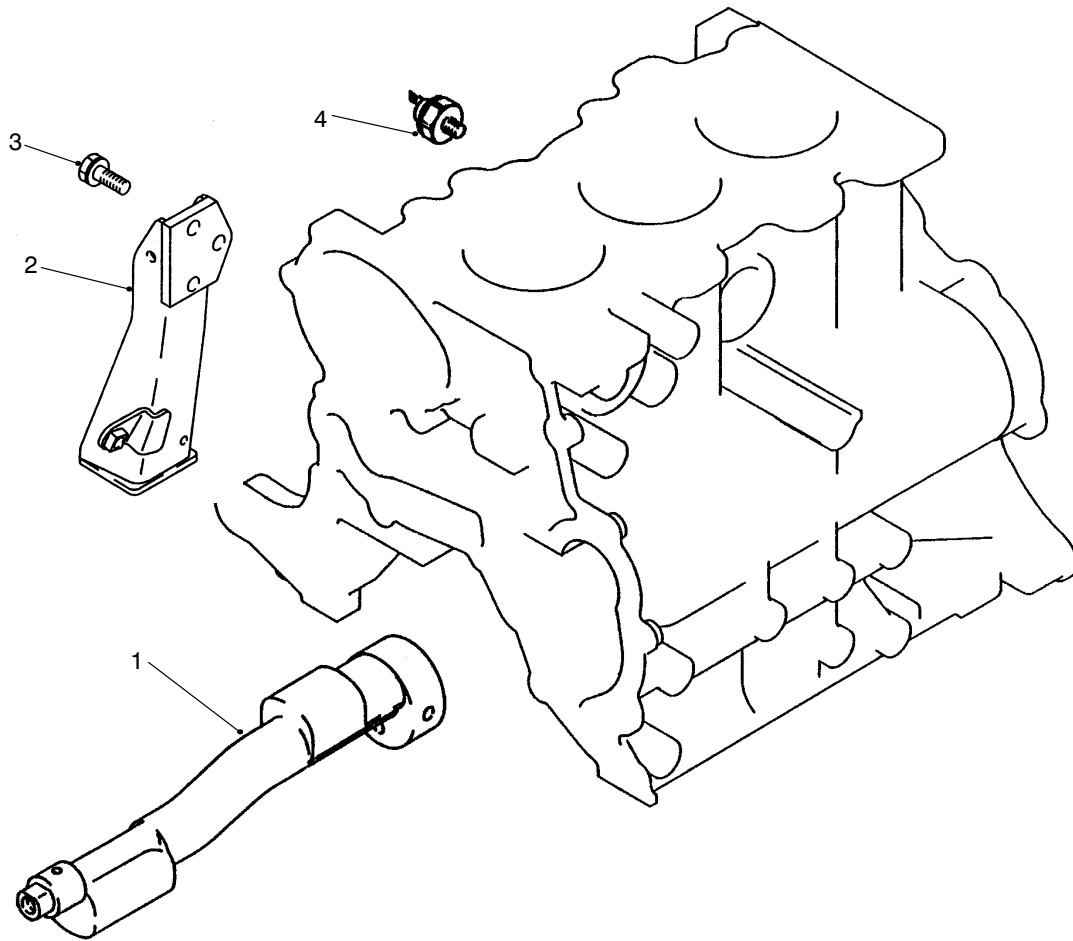


T-1634-1

CAMSHAFT & VALVES ASSEMBLY

Ref. No.	Part No.	Description	No. Used
1	92-2149	Pin	2
2	92-2062	Asm-PTO Adapter (Incl. Ref.#1)	1
3	92-2061	Asm-PTO Sprocket (Incl. Ref.#1)	1
4	92-5122	Nut - Timing Belt	1
5	92-2145	Nut - Flange	1
6	92-2147	Washer	1
7	92-2001	Spring	1
8	92-2135	Bolt - Flange Head	1
9	92-1922	Washer	1
10	92-2000	Sprocket	1
11	92-2059	Belt - Timing	1
12	92-1977	Spring - Valve	6
13	92-1961	Seal - Valve	6
14	92-1964	Plate - Cam	1
15	92-2130	Bolt - Flange Head	2
16	92-1909	Nut	6

Ref. No.	Part No.	Description	No. Used
17	92-1953	Screw - Adjusting	6
18	92-1947	Arm - Rocker	6
19	92-1930	Washer - Wave	2
20	92-1972	Washer	2
21	92-2017	Bolt - Rocker Shaft	2
22	92-2018	Bolt - Rocker Shaft	2
23	92-1973	Shaft - Rocker Arm	1
24	92-2049	Asm-Camshaft (Incl. Ref.#25)	1
25	92-2010	Pin - Dowel	1
26	42-7860	Lock - Valve	12
27	92-1931	Retainer	6
28	92-1936	Seal - Valve	6
29	92-1954	Valve - Inlet	3
30	92-1968	Tensioner - Belt	1
31	92-1955	Valve - Exhaust	3
32	92-2056	Flange - PTO	1
33	92-2042	Sprocket - Oil	1

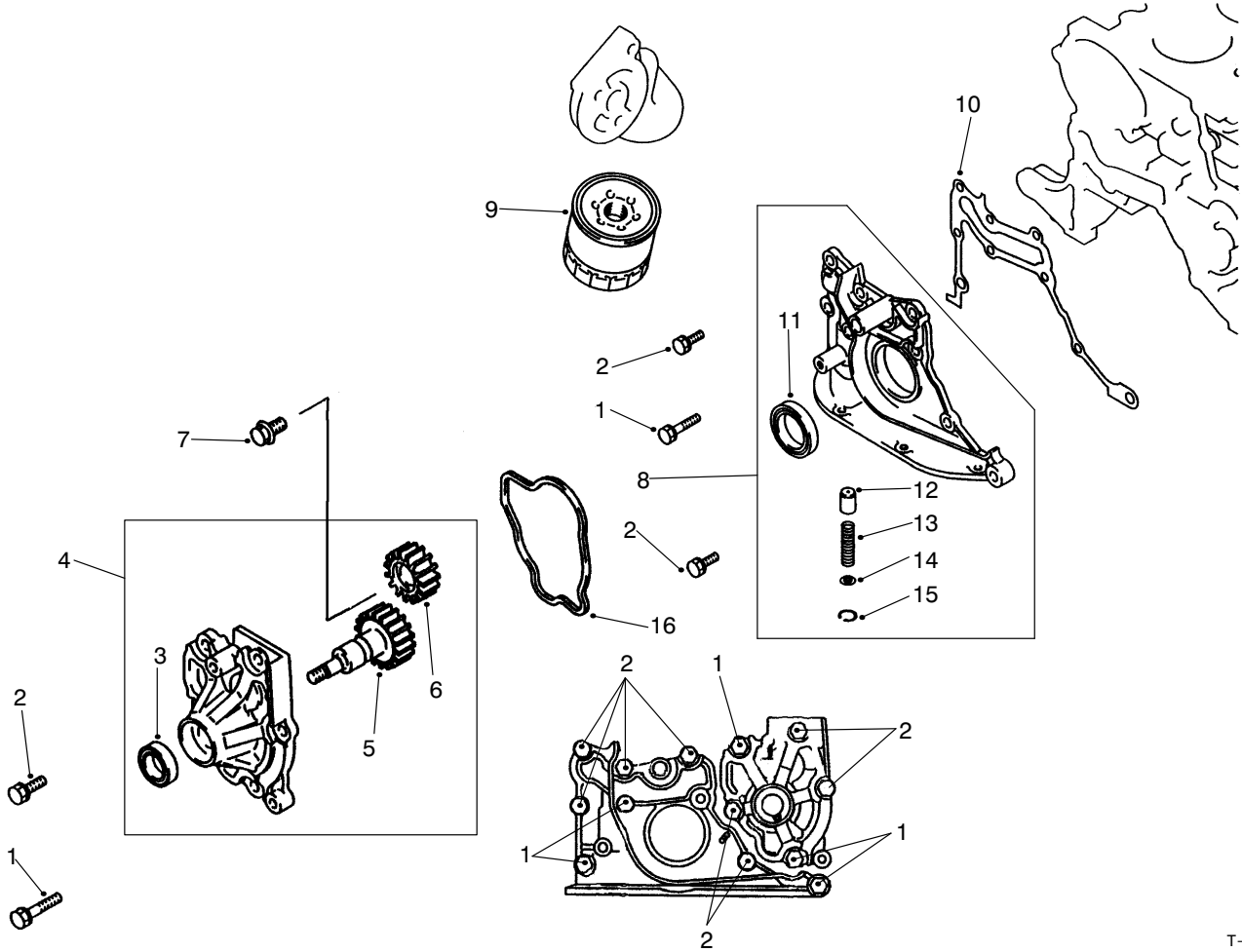


T-1635-1

BALANCER & OIL PRESSURE SWITCH & ENGINE MOUNT

Ref. No.	Part No.	Description	No. Used
1	92-1998	Shaft - Balancer	1
2	92-2022	Mount - Engine	1

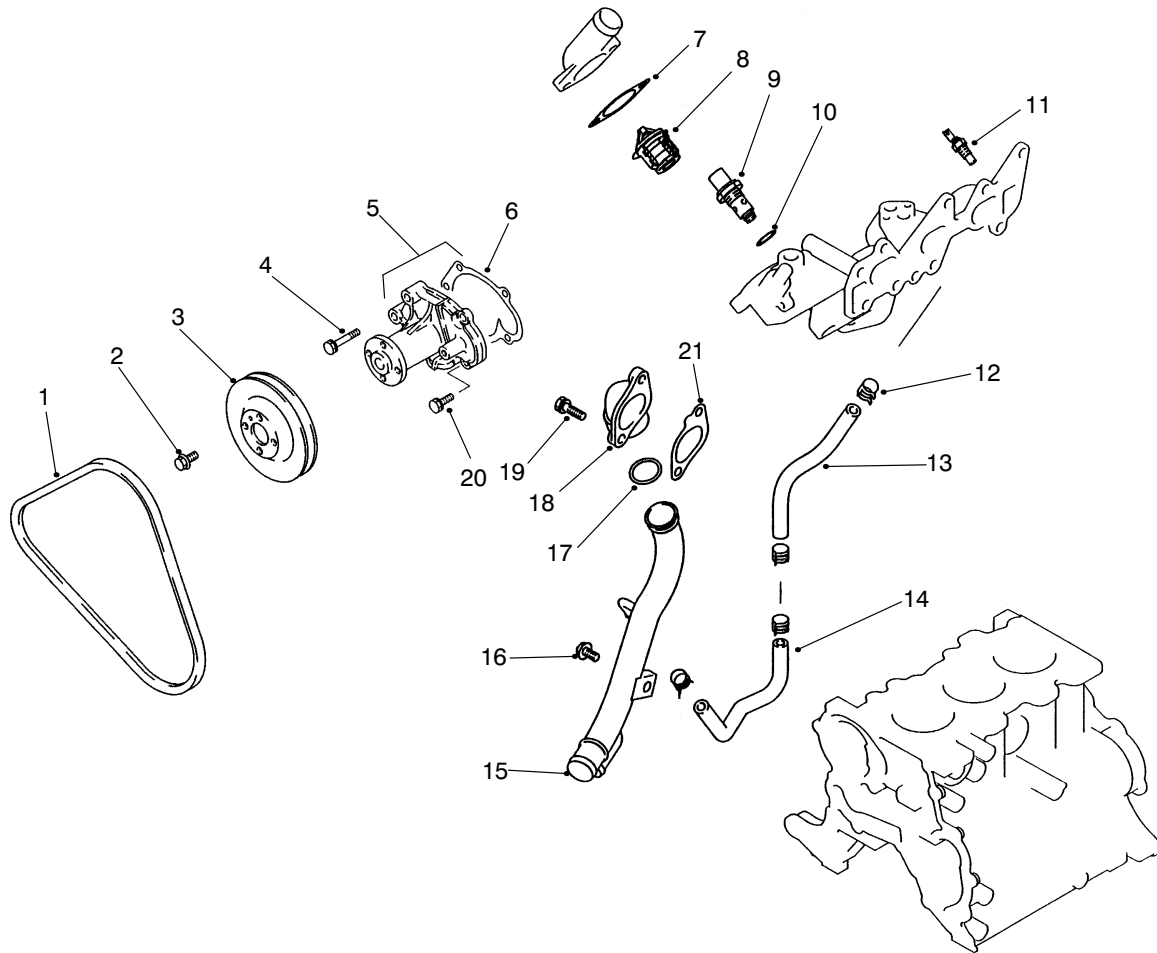
Ref. No.	Part No.	Description	No. Used
3	67-2440	Bolt - Engine Mount	3
4	92-1978	Switch - Oil Pressure	1



T-1636-1

OIL PUMP & FILTER ASSEMBLY

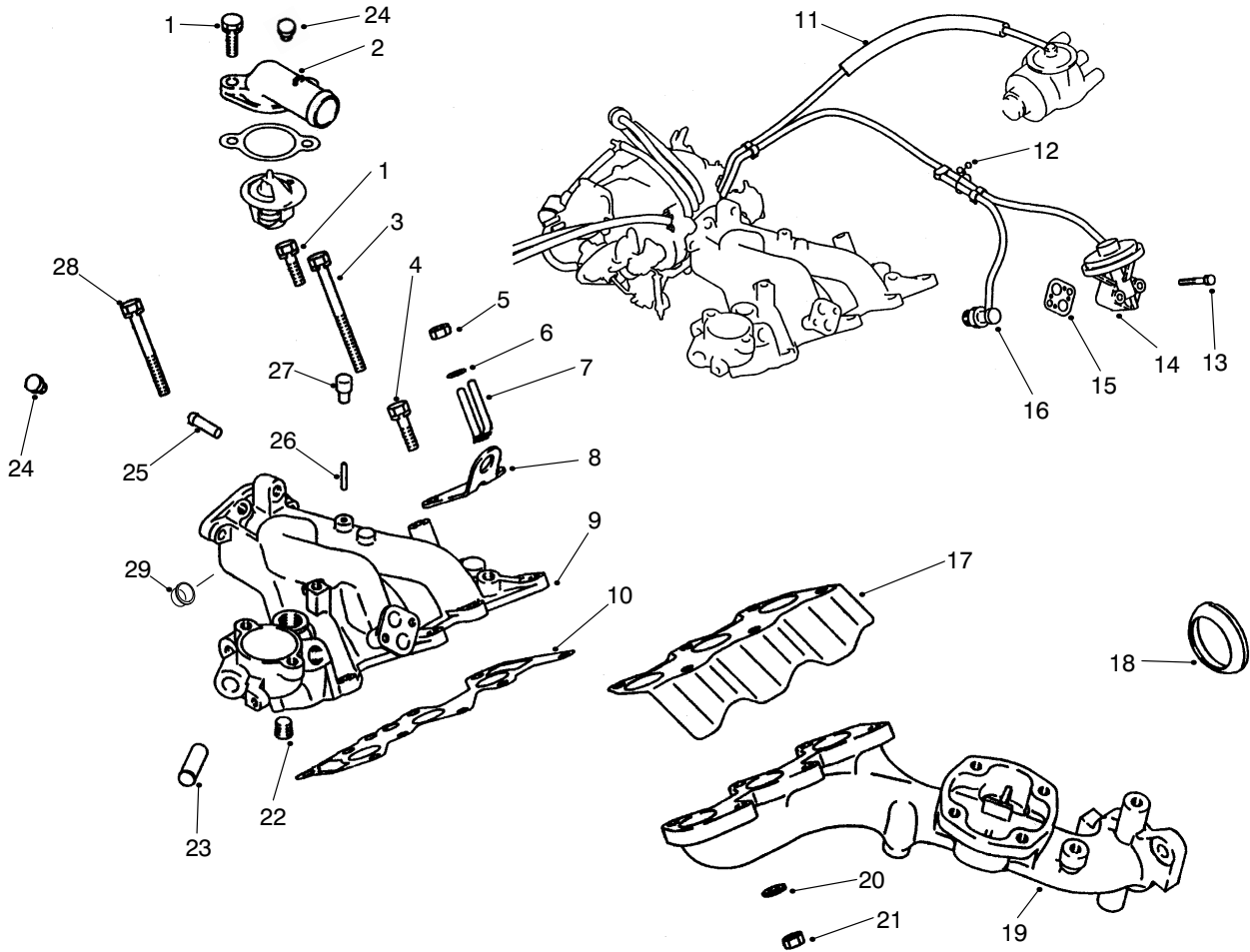
Ref. No.	Part No.	Description	No. Used	Ref. No.	Part No.	Description	No. Used
1	67-2560	Bolt/washer	5	9	67-4330	Filter - Oil	1
2	42-9400	Bolt/washer	8	10	92-1946	Gasket - Front	1
3	92-2032	Seal - Oil	1	11	92-1960	Seal - Oil	1
4	92-2046	Asm-Oil Pump (Incl. Ref.#3, 5 & 6)	1	12	92-1927	Plunger - Relief	1
5	92-1948	Gear - Oil Pump	1	13	92-1928	Spring - Relief	1
6	92-1949	Gear - Oil Pump	1	14	92-1983	Retainer	1
7	92-1918	Bolt - Flange Head	1	15	92-2150	Ring - Snap	1
8	92-1974	Asm-Case (Incl. Ref.#11-15)	1	16	92-1941	Gasket - Oil	1



T-1639-1

WATER PUMP & THERMOSTAT ASSEMBLY

Ref. No.	Part No.	Description	No. Used	Ref. No.	Part No.	Description	No. Used
1	92-2041	V-Belt	1	11	92-1933	Gauge - Water Temperature	1
2	92-5112	Bolt - Flange Head	4	12	54-1400	Clip	4
3	92-2040	Pulley	1	13	92-1924	Hose - Water By-Pass	1
4	92-2142	Bolt/washer	3	14	92-2009	Hose - By-Pass	1
5	92-2060	Asm-Water Pump (Incl. Ref.#6)	1	15	92-2024	Pipe - Water	1
6	92-1989	Gasket	1	16	92-2132	Bolt	1
7	92-1950	Gasket	1	17	92-1908	O-Ring	1
8	92-2039	Kit-Thermostat (Incl. Ref.#7)	1	18	92-2008	Cover	1
9	92-5160	Valve - Thermostat	1	19	92-2138	Bolt	2
10	92-5161	Gasket	1	20	42-9400	Bolt	2
				21	92-2155	Gasket - Water Inlet	1

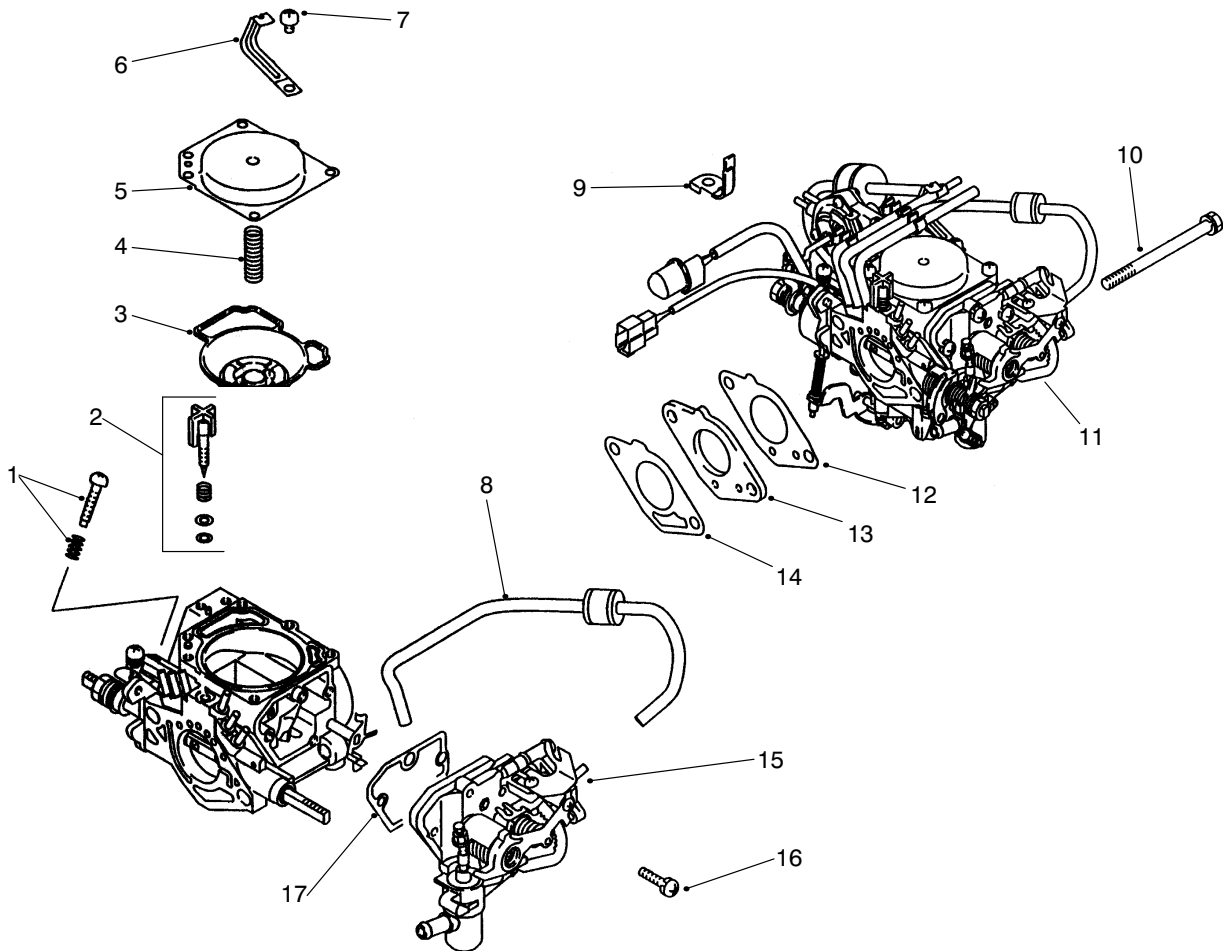


T-1640-1

EXHAUST & INTAKE MANIFOLD ASSEMBLY

Ref. No.	Part No.	Description	No. Used
1	92-2138	Bolt	3
2	92-2157	Outlet - Water	1
3	92-2141	Bolt	2
4	92-2139	Bolt	1
5	67-4670	Nut	2
6	67-3260	Washer	2
7	92-1901	Clip	1
8	92-1963	Mount - Engine	1
9	92-2054	Manifold - Intake (Incl. Ref.#22, 23, 25 & 26)	1
10	92-1993	Gasket - Intake	1
11	92-5164	Asm - Hose	1
12	92-5165	Clip	1
13	92-5166	Bolt	2
14	94-5294	Valve - EGR	1

Ref. No.	Part No.	Description	No. Used
15	92-5163	Gasket - EGR Valve	1
16	92-1906	Asm - Valve	1
17	92-2036	Cover - Exhaust Manifold	1
18	92-2044	Gasket - Exhaust Ring	1
19	92-2023	Manifold - Exhaust	1
20	48-8030	Washer	6
21	48-7930	Nut	6
22	67-2390	Plug - Taper	1
23	92-1912	Pipe - Manifold	1
24	92-5162	Plug - Inlet	2
25	92-1917	Nipple	1
26	92-1951	Nipple	1
27	92-2002	Cap Inlet	1
28	92-2140	Bolt	1
29	92-2151	Cap - Plug	1

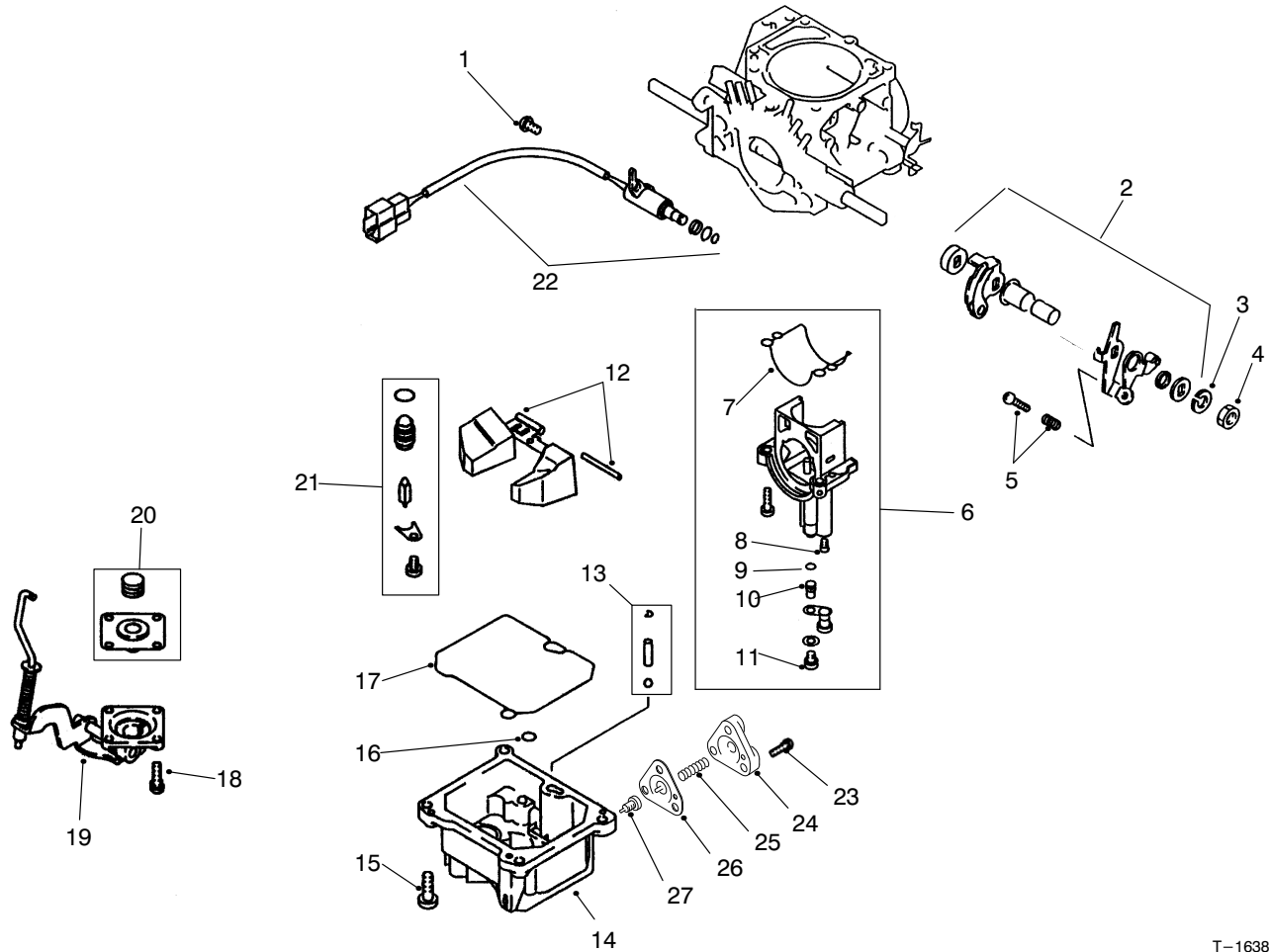


T-1637-1

CARBURETOR INSTALLATION ASSEMBLY

Ref. No.	Part No.	Description	No. Used	Ref. No.	Part No.	Description	No. Used
1	92-5136	Kit - Adjusting Screw	1	10	92-5157	Bolt	2
†2		Kit - Mixing Screw	1	11	94-5288	Carburetor	1
3	92-5142	Valve - Carburetor Piston	1	12	92-2038	Kit - Gasket	1
4	92-5137	Spring	1	13	92-5128	Insulator - Carburetor	1
5	92-5126	Cover - Carburetor Top	1	14	92-2037	Kit - Gasket	1
6	92-5156	Clamp - Carburetor INR	1	15	92-5124	Body - Choke, Auto	1
7	92-5145	Screw	6	16	92-5149	Screw	1
8	92-5134	Orifice - Choke	1	17	92-5143	Gasket - Choke, Auto	1
9	92-5155	Clamp - Carburetor	1				

† Item must be serviced by a Mitsubishi Authorized Toro Dealer/Distributor



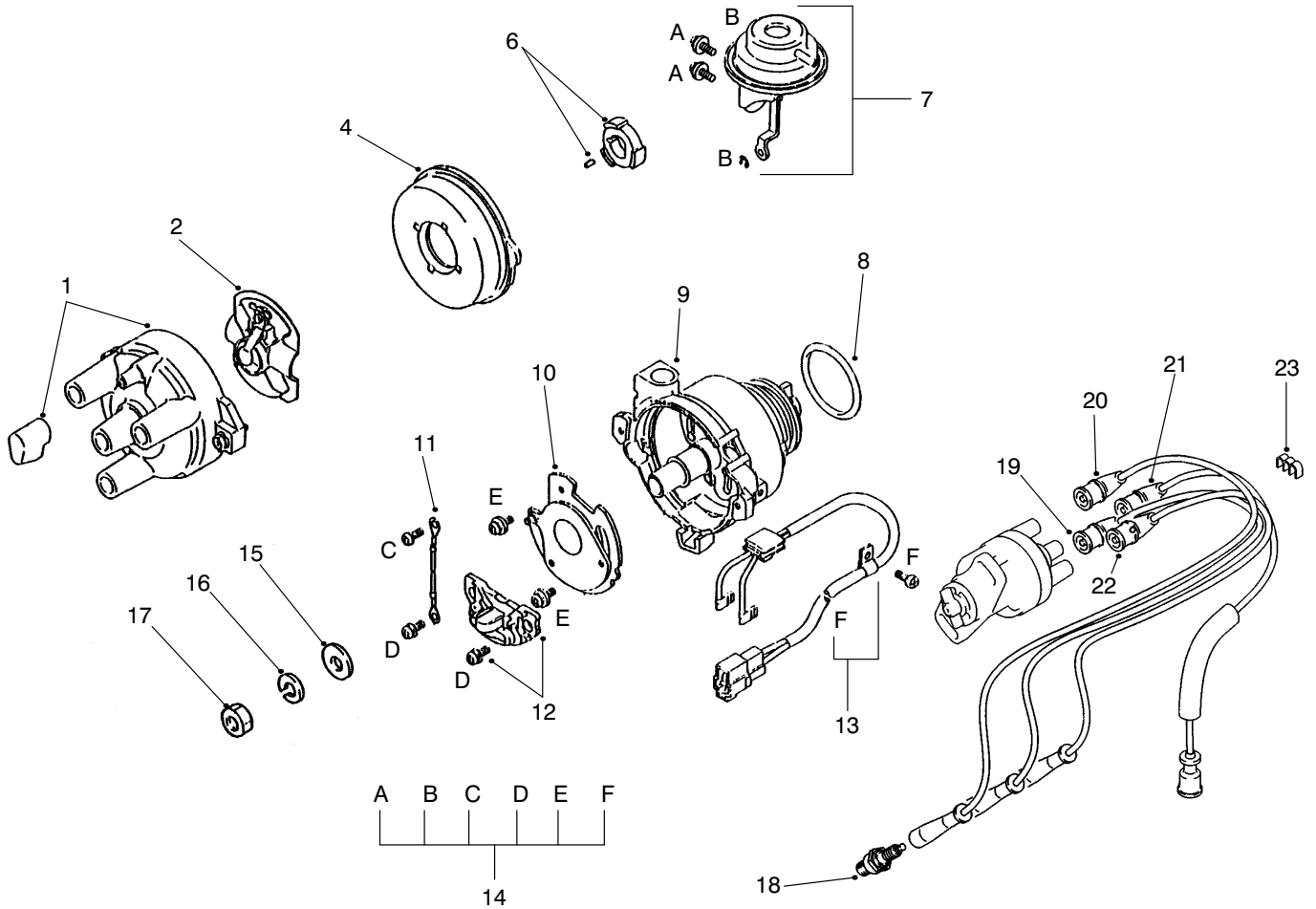
T-1638-1

CARBURETOR ASSEMBLY

Ref. No.	Part No.	Description	No. Used
1	92-5148	Screw	1
2	92-5133	Kit-Lever, Throttle	1
3	67-3260	Washer	1
4	92-5154	Nut - Carburetor, INR	1
5	92-5135	Kit-Screw Adjusting, Idle	1
†6		Kit-Holder, Main Jet (Incl. Ref.#7-11)	1
†7		O-Ring	1
†8		Jet - Pilot	1
†9		O-Ring	1
†10		Jet - Main	1
†11		Jet - Power	1
12	92-5127	Kit - Float & Pin	1
13	92-5125	Kit - Check Valve	1

Ref. No.	Part No.	Description	No. Used
14	94-5293	Asm-Float Chamber Cover (Incl. Ref. #23-27)	1
15	92-5147	Screw	4
16	92-5151	O-Ring	1
17	92-5153	O-Ring	1
18	92-5146	Screw	4
19	92-2110	Cover - Acc. Pump	1
20	92-2154	Kit-Diaphragm	1
21	92-5140	Kit-Needle Valve	1
22	92-5141	Valve - Fuel Cut-Off	1
23		Screw	1
24		Cover - Diaphragm	1
25		Spring - Diaphragm	1
26		Diaphragm - Power Beyond	1
27		Jet - Power Beyond	1

† Item must be serviced by a Mitsubishi Authorized Toro Dealer/Distributor



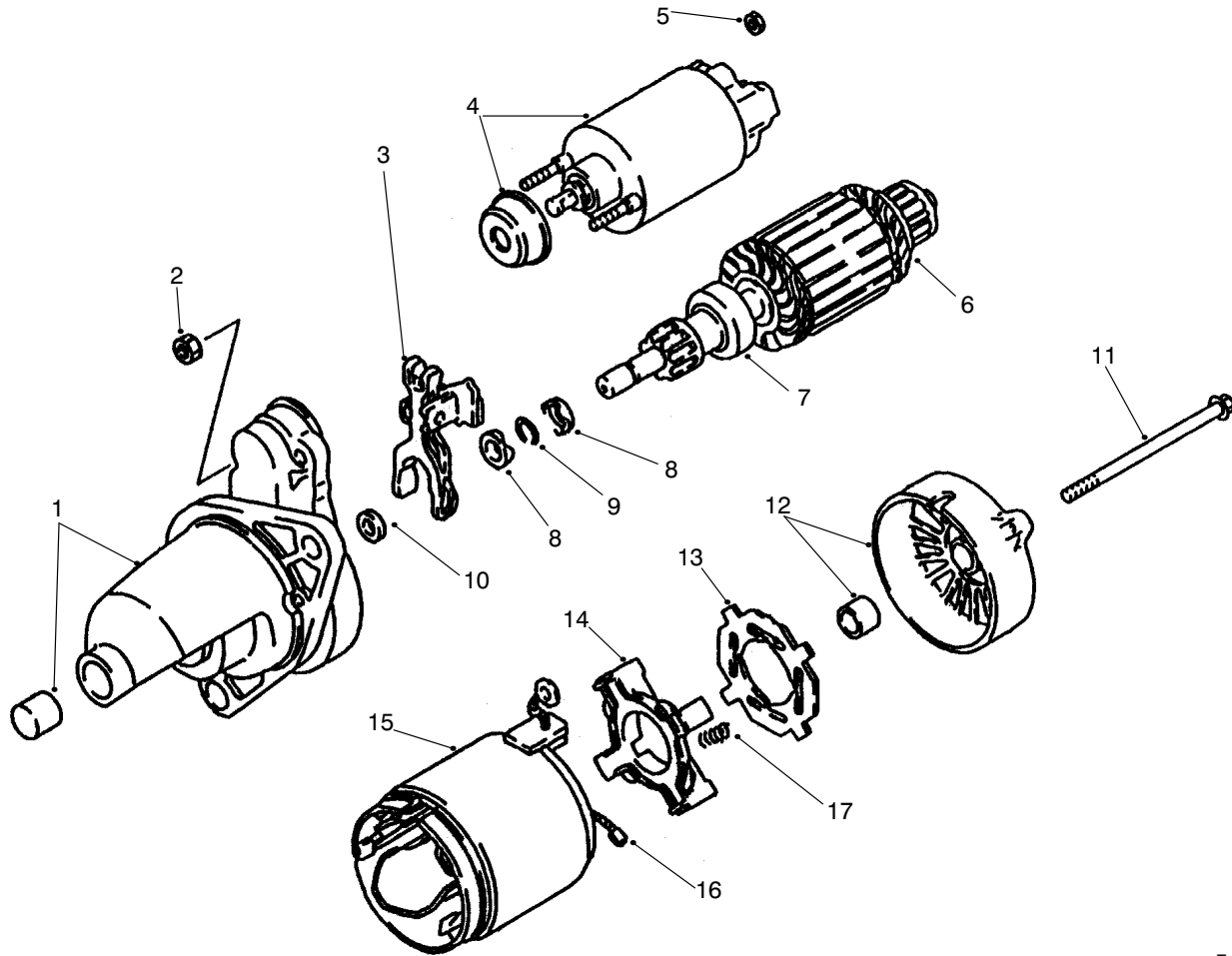
T-1643-1

DISTRIBUTOR ASSEMBLY

Ref. No.	Part No.	Description	No. Used
1	92-2114	Asm-Cap	1
2	92-2113	Rotor	1
4	98-2953	Cover	1
6	92-2116	Asm-Signal Rotor	1
7	92-2117	Chamber - Vacuum	1
8	92-2109	O-Ring	1
9	92-2122	Housing	1
10	92-2118	Plate	1
11	92-2119	Wire - Lead	1
12	92-2108	Igniter Set	1
13	92-2121	Asm-Wire, Lead	1
14	92-2115	Screw Set	1
15	92-2146	Washer	1

Ref. No.	Part No.	Description	No. Used
16	67-3260	Washer	1
17	67-4670	Nut	1
18	92-2153	Plug - Spark (NGK BPR4ES)	3
19	94-5233	Wire - Spark Plug, #2	1
20	94-5232	Wire - Spark Plug, #1	1
21	92-2028	Wire - High Tension	1
22	94-5234	Wire - Spark Plug, #3	1
23	92-5172	Clamp	1
*	92-2043	Asm-Distributor (Incl. Ref.#1-14)	1
*	92-2125	Asm-Spark Plug Wire Set (Incl. Ref.#19-22)	1

*Not Illustrated



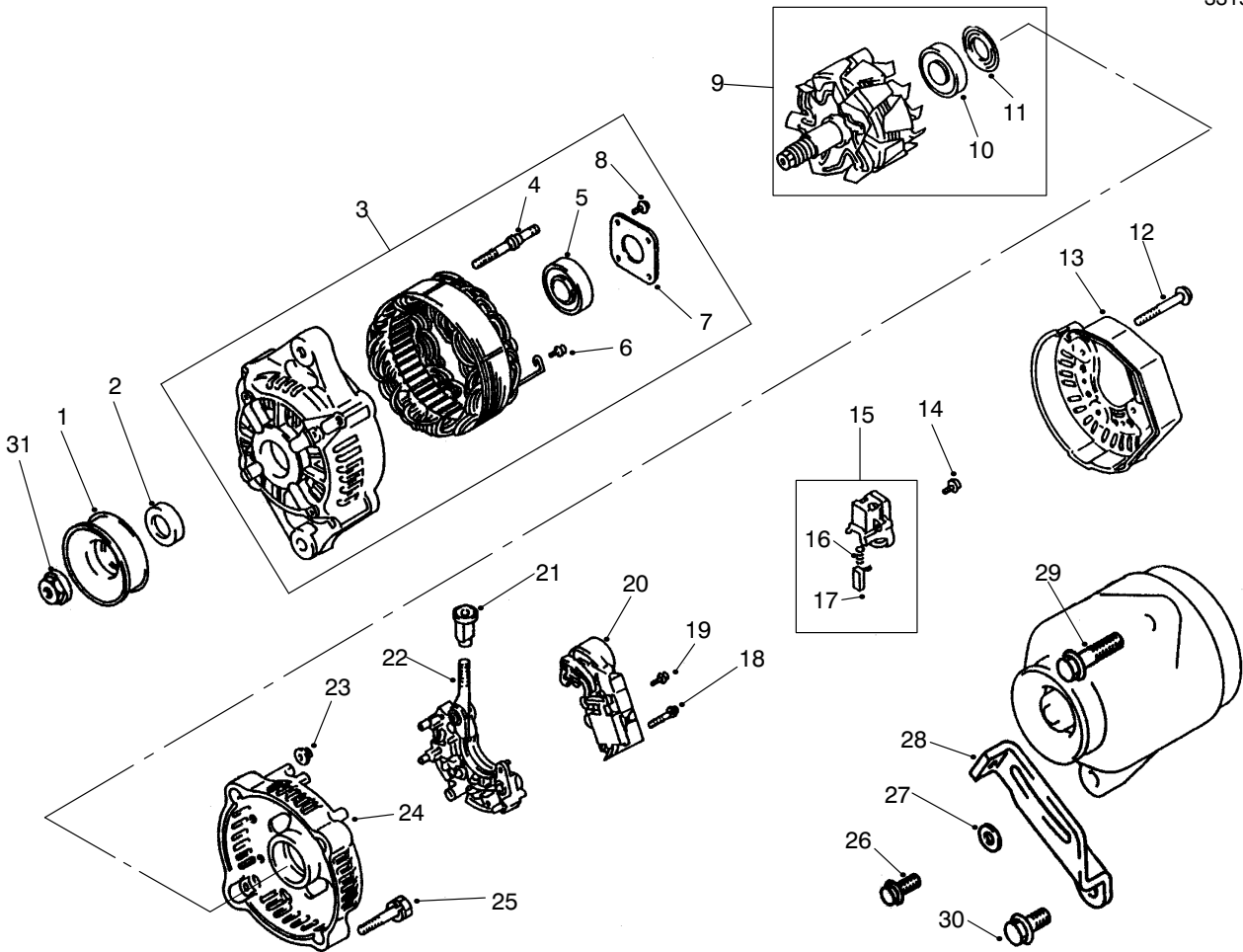
T-1641-1

STARTER ASSEMBLY

Ref. No.	Part No.	Description	No. Used
1	92-5167	Bracket - Front	1
2	92-2106	Nut	2
3	92-2102	Lever - Clutch	1
4	92-2095	Kit - Switch	1
5	92-2107	Nut	1
6	92-2093	Armature	1
7	92-2094	Clutch	1
8	92-2097	Nut	2
9	92-2096	Ring - Snap	1
10	92-2098	Washer	1

Ref. No.	Part No.	Description	No. Used
11	92-2099	Bolt	2
12	92-5168	Bracket - Rear	1
13	92-2092	Insulator	1
14	92-2091	Asm - Holder	1
15	92-2088	Yoke (Incl. Ref. #16)	1
16	92-2089	Brush	4
17	92-2090	Spring	4
*	92-2055	Asm - Starter (Incl. Ref. #1-17)	1

*Not Illustrated

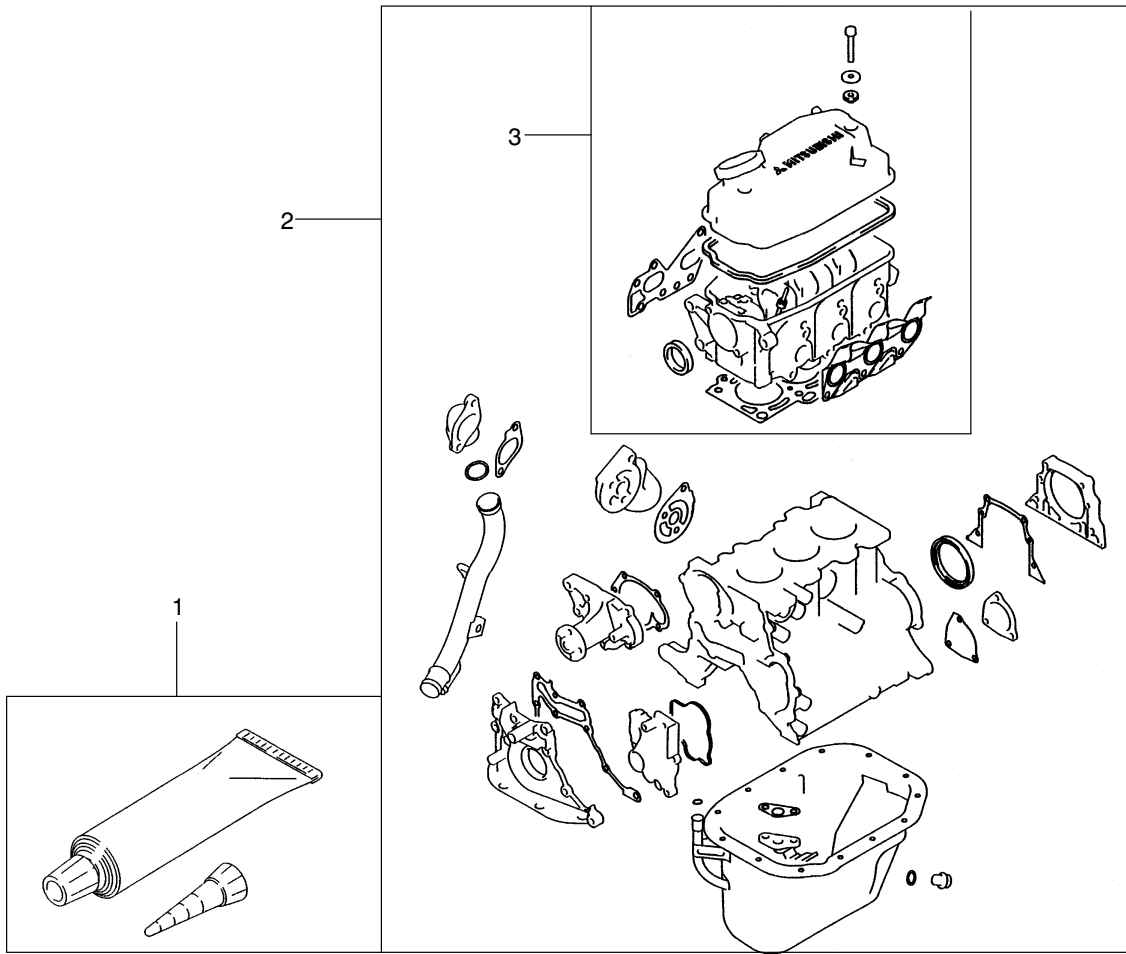


T-1642-1

ALTERNATOR ASSEMBLY

Ref. No.	Part No.	Description	No. Used	Ref. No.	Part No.	Description	No. Used
1	92-5169	Pulley	1	16	92-2067	Spring - Brush	2
2	92-2079	Collar	1	17	92-2068	Brush	2
3	92-2103	Asm - Bracket, Front (Incl. Ref.#4-8)	1	18	92-2071	Screw	2
4	92-2078	Bolt	2	19	92-2086	Screw W/washer	1
5	92-2065	Bearing	1	20	92-2084	Regulator	1
6	92-2085	Screw W/washer	6	21	92-2083	Bushing	1
7	92-2076	Plate	1	22	92-2082	Rectifier	1
8	92-2077	Screw	4	23	92-2066	Nut	2
9	92-2075	Asm - Rotor (Incl. Ref.#10-11)	1	24	92-2080	Frame - End	1
10	92-2070	Bearing	1	25	92-2100	Bolt	2
11	92-2069	Cover - Bearing	1	26	92-2133	Bolt - Flange Head	1
12	92-2087	Bolt W/washer	3	27	92-1984	Washer	1
13	92-2081	Cover - End	1	28	92-2011	Brace	1
14	92-2085	Screw W/washer	6	29	92-1932	Bolt	1
15	92-2073	Asm - Holder (Incl. Ref.#16-17)	1	30	92-2134	Bolt - Flange Head	1
				31	92-2156	Nut - Alternator	1
				*	92-2025	Asm - Alternator (Incl. Ref.#1-25 & 31)	1

*Not Illustrated



T-1629-1

GASKET KIT

Ref. No.	Part No.	Description	No. Used
1	92-5100	Gasket - Liquid	1
2	92-2127	Kit-Overhaul Gasket	1

Ref. No.	Part No.	Description	No. Used
3	92-2126	Kit-Gasket, Upper	1

TORO PART NUMBER INDEX

3319-834

Part No.	Description	Pg. No.	Ref. No.	Qty.	Part No.	Description	Pg. No.	Ref. No.	Qty.
111071	Bumper	17	4	2	36-3400	Decal - No Step	44	11	1
116749	Asm-Horn	1	21	1	39-7310	O-Ring	48	29	2
146489	Rivet - Pop	1	28	8	39-7310	O-Ring	7	35	3
5-3637	Washer - Flat	45	7	1	39-7420	Washer - Lock	6	22	1
18-1520	Filter - Fuel	46	5	1	39-7420	Washer - Lock	7	42	1
18-1720	Joint - Ball	35	29	1	39-7440	Nut - Lock	6	23	1
18-2830	Asm-Horn Switch	2	31	1	39-7440	Nut - Pitman Arm	7	41	1
18-4260	Asm-Screw/Lockwasher	7	9	2	42-3560	Screw - Shoulder	19	15	1
18-4270	Clamp - Ball Return Guide	7	8	1	42-7160	Pin - Dowel	60	12	3
18-4340	Plug - Rack Piston End	7	6	1	42-7860	Lock - Valve	62	26	12
18-5170	Kit-Seal, Valve Ring	8	*	1	42-9230	Screw - HH	34	61	1
18-5180	Kit-Bearing, Lower Thrust	8	*	1	42-9400	Bolt	65	20	2
18-5190	Ball - Chrome Alloy	7	10	11	42-9400	Bolt/washer	64	2	8
18-5430	Plug - Expansion	36	28	1	42-9530	Screw - HH	39	10	25
18-5440	Spacer	36	27	2	42-9530	Screw - HH	14	18	9
18-5450	Bearing	36	17	2	42-9560	Stud	58	14	3
18-5520	Lever - Rocker	36	25	1	42-9580	Nut - Hex.	33	12	3
18-5530	Screw & Lockwasher	36	29	2	42-9850	Washer - Lock	14	17	12
18-5540	Retainer - Sleeve Stop	36	26	3	42-9850	Washer - Lock	42	21	3
18-5580	Seal - Oil, Front	36	37	1	42-9850	Washer - Lock	39	32	42
18-5620	Screw	36	2	4	43-0090	Screw - HH	32	20	1
18-5630	Washer - Lock	36	3	4	43-1710	Hydraulic Valve Assembly	54	28	1
18-5640	Ring - Retaining	36	6	2	43-1911	Fan	29	26	1
18-5660	Pin - Pivot, Flyweight	36	32	2	43-1950	Valve	49	9	1
18-5670	Retainer - Pivot Pin	36	33	2	43-4300	Trim	46	1	1
18-5750	Pin	36	16	1	43-4300	Trim	33	41	2
18-5770	Washer - Lock	36	7	2	43-5150	Piston	50	11	1
18-5790	Gasket	36	5	1	43-6550	Ring - Retaining	6	10	2
19-4050	Knob	44	10	2	44-0760	Decal - Warning	21	33	2
19-4050	Knob	29	33	3	44-2230	Disc - Rubber	31	4	2
20-7150	Asm-Toggle Switch	3	62	1	46-6560	Bushing	45	25	1
21-0360	Nut - Hex.	10	6	1	46-7510	Hood - Air Inlet	46	15	1
21-5640	Joint - Ball	35	9	2	46-8091	Screw - HHF	29	8	4
21-9260	Spacer	6	4	1	47-2964	Hose - Fuel	46	9	1
22-8330	Plug	51	1	2	48-7560	Screw - HH	32	9	3
22-8340	Spring	51	3	2	48-7560	Screw - HH	39	24	1
22-8350	Ball	51	4	2	48-7610	Bolt - HH	59	8	2
22-8360	Pin - Cam	51	6	2	48-7610	Screw - HH	14	27	4
22-8370	Seat-Check Valve	51	5	2	48-7620	Screw - HH	34	58	1
22-8380	Retainer - Spring	51	10	2	48-7650	Screw - HH	46	3	2
22-8410	Spring	51	11	1	48-7700	Bolt	61	3	6
22-8420	Spool	51	8	1	48-7700	Screw - HH	42	9	3
22-8480	Ring - Retaining, Spool	51	13	1	48-7730	Screw - HH	39	18	5
22-8490	Ring - Retaining	51	14	1	48-7740	Screw - HH	6	15	4
22-8500	O-Ring	51	9	2	48-7890	Nut - Hex.	33	8	1
23-3030	Spacer	51	12	1	48-7930	Nut	66	21	6
23-7270	Nut - Lug	23	4	10	48-7930	Nut - Hex.	39	2	1
23-7270	Nut - Lug	26	18	10	48-8030	Washer	66	20	6
24-7922	Conduit - Hose (Europe)	49	36	1	48-8070	Washer - Flat	6	6	1
24-7923	Conduit - Hose (Europe)	49	35	2	48-9480	Screw - HH	33	20	2
26-0071	Bumper	1	9	2	48-9520	Nut - Lock	25	28	2
27-2360	Asm-Ignition Switch	2	43	1	48-9520	Nut - Lock	38	50	3
27-6590	Spacer - Thick	31	7	4	49-7810	Nut - Lock	46	10	2
27-6600	Spacer - Thin	31	3	4	49-9150	Washer - Flat	19	2	1
28-0540	Bolt - Shoulder	9	46	1	49-9150	Washer - Flat	18	36	1
28-8200	O-Ring	7	27	1	52-2480	Spacer	33	24	2
28-8210	Bolt - HFH	7	17	4	54-0110	Element - Oil Filter	37	38	1
28-8220	Nut - Lash Adjuster	7	16	1	54-1400	Clip	65	12	4
28-8270	Kit-Seal Service, End Plug	8	*	1	55-7120	Switch - Brake Light	9	32	1
28-8280	Kit-Seal, Side Cover	7	14	1	55-7290	Battery	44	9	1
28-8290	Kit-Seal Service	8	*	1	56-0100	Plug - Taper	57	9	1
33-1300	Asm-Element	47	5	1	56-2150	Screw - HH	14	10	4
33-1310	Baffle	47	8	1	56-7973	Clamp - Hydraulic Tube	48	17	4
33-1330	Asm-Nut	47	6	1	57-6380	Screw - HH	33	22	2
33-1340	Asm-Clamp	47	7	1	57-6380	Screw - HH	14	31	3
33-1350	Asm-Band	47	3	2	58-4250	Magnet	29	31	2
33-3090	Bushing - Flange	21	7	4	59-2290	Spacer	32	19	1

*Not Illustrated

TORO PART NUMBER INDEX (Cont.)

Part No.	Description	Pg. No.	Ref. No.	Qty.	Part No.	Description	Pg. No.	Ref. No.	Qty.
60-6750	Screw - HH	39	4	11	84-6660	Decal - Fluid (Japan)	31	18	1
62-5550	Decal - TORO	1	2	1	87-0150	Tower - Control Arm RH	21	9	1
62-7650	Gasket - Sending Unit	45	3	1	87-0160	Tower - Control Arm LH	21	*	1
63-6940	Hose - Fuel	33	45	1	87-0210	Arm - Control Lower RH	22	18	1
63-7640	Unit - Sending	45	4	1	87-0220	Arm - Control Lower LH	22	*	1
63-8140	Pulley	29	15	1	87-0270	Drum - Brake	23	7	2
63-8140	Pulley	35	19	1	87-0370	Arm - Pitman	6	21	1
63-8360	Key - Ignition	2	10	1	87-0690	Spring - Compression	21	15	2
63-9640	Hose - Fuel	45	12	2	87-0710	Hood	1	1	1
65-5100	Handle	29	6	2	87-0740	Key - Supervisor Switch	2	17	1
65-5220	Screw - HSH	18	40	3	87-1430	Joint - Ball	22	16	4
65-5360	Spring - Extension	6	35	1	87-1450	Bushing - Rubber	22	1	8
65-5390	Washer - Flat	33	39	4	87-1470	Asm-Rod End, LH Thread	23	19	2
66-3160	Screw - HH	14	1	2	87-1480	Asm-Rod End, RH Thread	23	24	2
66-3160	Screw - HH	35	12	2	87-1490	Spring - Leaf	25	15	2
66-3160	Screw - HH	37	24	7	87-1500	Asm-Steering Gear	6	20	1
66-3160	Screw - HH	33	27	1	87-1500	Steering Gear (Complete)	8	*	1
66-3160	Screw - HH	33	40	4	87-1510	Muffler & Tailpipe	33	53	1
66-3160	Screw - HH	33	49	1	87-1680	Chamber - Air	33	3	1
66-3240	Cap - Radiator	29	5	1	87-1720	Nut - Supervisor Switch	2	18	1
66-4850	Spring - Compression	53	11	1	87-1910	Pin - Alignment	14	11	2
66-6840	Decal - Caution	25	32	2	87-1920	Seal - Shaft	14	6	2
67-2250	Bolt	57	11	8	87-1970	Bearing - Matched Set	27	*	2
67-2360	Bushing	57	12	4	87-2040	Lever - Shift	18	16	1
67-2390	Plug - Taper	57	16	1	87-2080	Stud - Drive	26	12	10
67-2390	Plug - Taper	66	22	1	87-2100	Bearing - Release	14	23	1
67-2440	Bolt - Engine Mount	63	3	3	87-2110	Asm-Tail Light	52	10	1
67-2560	Bolt/washer	64	1	5	87-2120	Asm-Headlight	1	3	2
67-3260	Washer	68	3	1	87-2240	Housing - Axle	26	7	2
67-3260	Washer	66	6	2	87-2260	Boot - Shift Lower	18	28	1
67-3260	Washer	69	16	1	87-2280	Bearing	6	25	3
67-4330	Filter - Oil	64	9	1	87-2310	Clevis - Cable	37	36	2
67-4670	Nut	66	5	2	87-2310	Clevis - Cable	18	47	2
67-4670	Nut	69	17	1	87-2400	Lever - Throttle	35	22	1
68-3840	Ball Joint	9	23	1	87-2410	Rod - Tie	23	17	2
68-3841	Ball Joint Assembly	9	45	1	87-2420	Boot	22	19	4
68-9950	Spring - Extension	37	44	1	87-2440	Bumper	1	7	2
70-1480	Relay	33	16	1	87-2480	Link - Stabilizer	21	24	2
70-2100	Asm-Thrust Sleeve &	36	31	1	87-2500	Sleeve - Spring Pivot	21	12	2
70-2120	Spacer	36	35	1	87-2510	Bracket - Seat Frame	17	11	2
70-2140	Bearing - Front	36	36	1	87-2520	Tube - Pivot	18	21	1
70-2150	Flyweight	36	9	2	87-2710	Lever - Parking Brake	19	29	1
71-2690	Hose - Fuel	46	7	1	87-2720	Driveshaft	31	10	1
71-3381	Tube - Overflow	29	3	2	87-2750	Spacer - Bearing	31	12	1
71-4780	Seal - Oil, Rocker Shaft	36	18	1	87-2760	Bracket - Ignition Coil	33	19	1
71-5320	Washer - Flat	19	18	1	87-2790	Tube - Brake LH	22	*	1
72-4310	Switch - Ball N.C.	37	46	1	87-2800	Tube - Brake RH	22	20	1
72-5890	Shaft - Rocker	36	20	1	87-2820	Bracket - Hose	23	15	2
72-5910	Asm-Bumper Screw	36	23	1	87-2870	Bracket - Brake Hose	22	4	2
72-5940	Bearing - Needle	36	30	1	87-2880	Shaft - Accelerator Pedal	9	6	1
74-0720	Tube - Manual	17	1	1	87-2900	Spring - Compression	18	24	1
75-4701	Hose - Fuel	33	46	1	87-3000	Rim - Rear 23	26	*	2
75-6820	Hourmeter	2	16	1	87-3010	Asm-Brake RH	23	10	1
75-6880	Spark Arrestor (Optional)	33	51	1	87-3010	Asm-Front Brake, RH	24	*	1
75-9610	Spacer	48	7	1	87-3020	Asm-Brake LH	23	*	1
76-2290	Spacer	19	37	1	87-3020	Asm-Front Brake, LH	24	*	1
76-8750	Plate - Warning	29	40	1	87-3040	Reservoir - Master Cylinder	10	1	1
76-9100	Spacer	32	13	6	87-3060	Washer - Flat	26	25	2
76-9100	Spacer - Hi-Lo Lever	18	35	1	87-3070	Cable - Positive	33	10	1
76-9430	Spring - Extension	9	28	1	87-3080	Wire - Ground	33	25	1
80-6990	Washer	26	39	4	87-3100	Asm-Lower Shaft	6	*	1
80-6990	Washer - Flat	38	49	3	87-3110	Absorber - Shock	21	29	2
80-8040	Decal - Caution	31	1	1	87-3110	Shock Absorber	25	8	2
83-6030	Decal - Caution (Japan)	31	1	1	87-3120	Steering Column & Shaft	6	*	1
83-9150	Decal - Fluid	31	18	1	87-3130	Lever - Tilt Steering	6	36	1
84-1680	Ring - Retaining	50	7	1	87-3140	Support - Rear	45	15	1
84-2780	Decal - No Step (Japan)	44	11	1	87-3150	Support - Front	45	18	1

*Not Illustrated

TORO PART NUMBER INDEX (Cont.)

Part No.	Description	Pg. Ref. No. No. Qty.	Part No.	Description	Pg. Ref. No. No. Qty.
87-3160	Strap - Tank Support	45 20 2	87-4070	Bumper - Front	1 14 1
87-3170	Pad - Tank Support Strap	45 21 2	87-4080	Tube - Brake LH	26 6 1
87-3200	Belt - V	35 25 1	87-4090	Tube - Brake RH	26 1 1
87-3210	Belt - V	31 14 1	87-4100	Hose - Brake	26 3 2
87-3250	Mount - Bearing	6 26 3	87-4100	Hose - Brake	25 5 2
87-3290	Tire - Rear 23	26 * 2	87-4210	Rod - Linkage	35 11 1
87-3310	Clip - Brake Cable	26 8 2	87-4230	Harness - Wire Front LH	2 41 1
87-3310	Clip - Brake Cable	23 25 2	87-4260	Asm - Cable	18 15 2
87-3370	Pulley	31 13 1	87-4260	Asm - Shift Cable	38 51 2
87-3430	Hose - Radiator Upper	29 29 1	87-4340	Clamp - Cable	18 10 1
87-3430	Hose - Radiator Upper	33 29 1	87-4350	Lever - Hi-Lo	18 2 1
87-3450	Plug	23 12 2	87-4420	Asm - Hi-Lo Cable	18 6 1
87-3460	Boot - Tilt Steering	6 2 1	87-4420	Asm - Hi-Lo Cable	38 52 1
87-3470	Bumper - Spring	25 14 2	87-4440	Driveshaft	31 5 1
87-3480	Plate - Brake Equalizer	19 22 1	87-4460	Differential Lock Cable	19 11 1
87-3500	Hose - Air Cleaner	33 33 1	87-4470	Bracket	37 23 1
87-3520	Clevis	18 27 1	87-4490	Bracket - Hold-Down	48 22 1
87-3530	Button - Shifter	18 29 1	87-4500	Rod - Pivot	48 2 1
87-3540	Link - Shift	18 20 2	87-4510	Rod - Connecting	48 3 1
87-3560	Tee - Brake Line	11 18 1	87-4520	Bracket - Dump Valve	49 27 1
87-3560	Tee - Brake Tube	25 23 1	87-4540	Asm - Hydraulic Tube	48 20 1
87-3560	Tee - Brake Tube	48 32 1	87-4560	Tube - Hydraulic	48 14 1
87-3570	Fitting - Union	11 6 2	87-4560	Tube - Hydraulic	49 33 1
87-3570	Union - Brake Line	9 5 2	87-4580	Rod - Auxiliary Lever	53 2 1
87-3570	Union - Brake Line	25 25 1	87-4610	Rod - Auxiliary	53 3 1
87-3580	Retainer	25 4 2	87-4620	Bracket - Auxiliary Valve	54 4 1
87-3580	Retainer	23 14 2	87-4670	Plate - Detent Lower	18 48 1
87-3580	Retainer - Brake Hose	26 2 2	87-4680	Plate - Detent Upper	18 49 1
87-3580	Retainer - Brake Hose	22 3 2	87-4710	Spacer - Barking Brake	19 13 1
87-3580	Retainer - Brake Hose	11 8 2	87-4720	Plate - Steering Boot	6 3 1
87-3590	Seal - Bearing	26 22 2	87-4730	Guard - Belly	32 15 2
87-3590	Seal - Bearing	23 26 2	87-4750	Bracket - Governor	35 14 1
87-3600	Spacer	21 3 10	87-4760	Bushing	25 12 12
87-3610	Bracket - Detent	6 34 1	87-4770	Bracket - High Idle Stop	35 4 1
87-3620	Shield - Heat	33 23 1	87-4820	Bracket - Cable	37 27 1
87-3650	Pin - Shift	18 18 1	87-4870	Hose - Hydraulic	49 4 1
87-3660	Spring - Compression	18 30 1	87-4880	Hose - Hydraulic LH	49 3 1
87-3670	Hose - Hydraulic	49 21 1	87-4900	Hose - Hydraulic RH	49 31 1
87-3670	Hose - Hydraulic	38 54 1	87-4910	Hose - Hydraulic RH	49 13 1
87-3680	Asm - Relief Valve	48 * 1	87-4920	Hose - Hydraulic	37 41 1
87-3700	Screw - HH	32 8 3	87-4960	Clamp - Cable	18 42 1
87-3700	Screw - HH	35 16 1	87-4970	Asm - Engine Mount	32 3 2
87-3710	Asm - Overflow Reservoir	29 1 1	87-4970	Asm - Transaxle Mount	37 18 2
87-3720	Retainer - Cylinder	49 17 2	87-5030	Lever - Differential Lock	19 3 1
87-3730	Hose - Coolant	33 28 2	87-5050	Hose - Radiator Lower	29 10 1
87-3740	Hose - Breather	33 7 1	87-5050	Hose - Radiator Lower	33 31 1
87-3750	Cover - Steering Wheel	6 9 1	87-5060	Cushion - Seat Bottom	15 7 2
87-3760	Plate - Shift Boot	15 14 1	87-5070	Pulley - Crankshaft	33 38 1
87-3770	Bushing - Sleeve	14 7 2	87-5080	Spacer - Connecting	48 25 1
87-3780	Box - Glove	2 3 1	87-5080	Spacer - Connecting Rod	53 4 1
87-3790	Switch - Light	2 19 1	87-5100	Washer	37 17 4
87-3800	Bracket - Seat Bottom	15 3 3	87-5100	Washer - Flat	32 4 4
87-3820	Wheel - Steering	6 7 1	87-5110	Support - Lower	44 19 1
87-3850	Bar - Anti-Sway	21 17 1	87-5120	Bracket - Battery Base	44 15 1
87-3860	Link - Anti-Sway Bar	21 5 2	87-5130	Cover - Battery Base	44 12 1
87-3890	Bracket - Anti-Sway Bar	21 18 2	87-5140	Nut - Lock	48 8 1
87-3900	Bracket - Cable	35 26 1	87-5150	Screw - HH	48 4 1
87-3910	Bushing - Anti-Sway Bar	21 19 2	87-5290	Shaft - Release	14 5 1
87-3920	Bushing - Rubber	21 4 16	87-5300	Fork - Clutch	14 20 1
87-3920	Bushing - Rubber	25 7 8	87-5320	Guide - Release	14 22 1
87-3940	Mount - Spring RH	25 * 1	87-5330	Washer	21 2 8
87-3960	Mount - Spring LH	25 18 1	87-5340	Kit - Seal, Tie Rod End	23 * 4
87-3980	Shackle - Spring	25 11 4	87-5350	Bracket - Switch	14 15 1
87-3990	Asm - Oil Strainer	37 26 1	87-5360	Lever	14 12 1
87-4010	Clamp - Anti-Sway Bar	21 20 2	87-5370	Asm - Rear Tire & Wheel	27 * 2
87-4020	Spring - Extension	35 23 1	87-5490	Switch - Neutral	14 16 1
87-4060	Spacer - Bearing	26 21 2	87-5560	Hub - Wheel	23 8 2

*Not Illustrated

TORO PART NUMBER INDEX (Cont.)

Part No.	Description	Pg. No.	Ref. No.	Qty.	Part No.	Description	Pg. No.	Ref. No.	Qty.
87-5580	Asm-Fuel Gauge	2	15	1	87-7470	Plate - Clamp	25	16	2
87-5590	Asm-Temperature Gauge	2	8	1	87-7480	Washer - Flat	25	34	8
87-5700	Asm-Hydraulic Pump	29	19	1	87-7480	Washer - Flat	6	37	3
87-5720	Rim	23	6	2	87-7600	Rod - Battery Support	44	21	1
87-5730	Hose - Hydraulic	37	4	1	87-7610	Tab - Battery Support	44	3	1
87-5770	U-Bracket - Tail Light	52	5	1	87-7620	Shield - Plastic	44	14	1
87-5800	Bracket - Mount	37	21	2	87-7660	Clamp - Brake Line	11	2	8
87-5910	Decal - Supervisor	3	55	1	87-7660	Clamp - Tube	9	40	2
87-5920	Decal - Danger	16	26	1	87-7930	Decal - Danger	17	6	1
87-5930	Decal - Caution	15	10	1	87-7930	Decal - Warning	50	13	1
87-5940	Decal - Rollover	20	2	1	87-7930	Decal - Warning	49	32	2
87-5960	Decal - Axle	15	11	1	87-7940	Stud	17	8	1
87-5970	Decal - PTO	15	16	1	87-7950	Asm-Bed Support	17	7	1
87-5980	Decal - R.O.P.S.	20	3	2	87-7960	Lever - Shift Arm	38	48	2
87-5990	Decal - PTO	26	40	1	87-7970	Arm - Shift	37	15	1
87-6000	Decal - Differential	15	17	1	87-8080	Asm-Console Plate	15	21	1
87-6010	Decal - Dump Hyd.	15	19	1	87-8120	Bracket - Trim Side	1	11	2
87-6020	Decal - Brake	15	20	1	87-8130	Bracket - Trim Top	1	19	1
87-6040	Bracket - Shifter	18	22	1	87-8160	Trim	1	20	1
87-6060	Decal - ATF	26	4	1	87-8240	Cable - Parking Brake	19	24	2
87-6170	Frame - Seat	17	14	1	87-8250	Plate - Shift Arm	37	10	1
87-6240	Bracket - Seat Back	17	23	4	87-8440	Asm-Rear Frame	25	2	1
87-6270	Asm-Socket & Bulb	3	60	4	87-8460	Bumper	14	34	1
87-6280	Plate - Seat Back	17	18	2	87-8480	Bracket - Clutch	14	43	1
87-6290	Cushion - Seat Back	17	17	2	87-8500	Asm-Front Wire Harness	2	47	1
87-6300	Lens	52	7	1	87-8520	Decal - Dash	3	56	1
87-6310	Gasket	52	9	1	87-8540	Asm-Control Panel	2	53	1
87-6320	Bulb - Headlight	1	5	2	87-8620	Boot - Shift	15	13	1
87-6330	Lens - Headlight	1	6	2	87-8640	Washer - Flat	18	26	1
87-6370	Asm-Rear Tire & Wheel	27	*	2	87-8640	Washer - Flat	33	48	1
87-6490	Spring	36	13	1	87-8710	Tab - Clutch	14	42	1
87-6510	Asm-Shaft & Yoke	36	34	1	87-8720	Asm-Governor	35	24	1
87-6520	Body	36	24	1	87-8730	Stud - Drive	23	9	10
87-6530	Asm-Throttle Lever	36	22	1	87-8780	Head - Oil Filter	37	43	1
87-6540	Bolt - Eye	36	21	1	87-8820	Hub - Pulley	36	38	1
87-6550	Pin - Forced Idle	36	14	1	87-8830	Pulley	36	1	1
87-6560	Cover	36	4	1	87-9060	Decal - Quick Ref.	15	23	1
87-6570	Foam - Seal	18	38	1	87-9080	Decal - Grease	27	44	2
87-6580	Stud - Lever Pivot	36	11	1	87-9250	Asm-Transaxle	37	22	1
87-6590	Asm-Lever & Fitting	36	10	1	87-9300	Door - Clean Out	29	34	1
87-6620	Screw	1	10	15	87-9350	Asm-Hydraulic Tube	48	16	1
87-6620	Screw - Torx Pan Hd.	14	40	2	87-9390	Cup	47	9	1
87-6620	Screw - Torx Pan Hd.	9	43	2	87-9400	Valve	47	11	1
87-6640	Lever - Dump Stop	19	14	1	87-9420	Decal - Caution	29	35	1
87-6660	Fender - Rear 24	52	17	2	87-9430	Spindle - RH	23	13	1
87-6670	Decal - Fuse	3	54	1	87-9440	Spindle - LH	23	*	1
87-6690	Guard - Induction Chamber	25	29	1	87-9480	Fender - Front	16	24	2
87-6700	Decal - Workman 3200	1	15	1	87-9810	Foam - Overflow Tank	29	36	1
87-6710	Switch - Supervisor	37	33	1	87-9830	Mount - Engine	32	7	1
87-6720	Knob	18	17	1	92-0650	Bearing - Ball	41	22	1
87-6740	Tire - Rear 24	26	16	2	92-0651	Case - Transaxle	39	19	1
87-6750	Rim - Rear 24	26	19	2	92-0652	Cover - Upper	39	7	1
87-6890	Hold - Hand	15	1	1	92-0653	Cover - Side	39	9	1
87-6910	Spring - Compression	37	13	1	92-0654	Carrier - Differential	39	17	1
87-6950	Receiver - LH	20	6	1	92-0655	Cover - Seal	39	30	1
87-6960	Receiver - RH	20	7	1	92-0656	Cover - Power Take Off	39	1	1
87-7000	Decal - Load	1	16	1	92-0657	Plate - Center	39	21	1
87-7040	Bracket - Oil Filter	37	2	1	92-0662	Cap - Oil	39	5	1
87-7050	Cap - Reservoir	29	43	1	92-0663	Shaft - Main	41	16	1
87-7070	Asm-Skirt	15	2	1	92-0664	Hub - Synchro	41	12	2
87-7090	Asm-Frame, R.O.P.S.	20	1	1	92-0665	Key - Synchro	41	23	6
87-7110	Asm-Axle, Rear	26	5	1	92-0666	Spring - Synchro	41	13	4
87-7150	Asm-Cradle, Spring	21	13	2	92-0667	Ring - Synchro	41	6	3
87-7160	Asm-Cable Clevis	38	*	1	92-0668	Shifter - Synchro	41	7	2
87-7160	Asm-Clevis, Cable	18	7	1	92-0672	Gear - 18T	41	19	1
87-7170	Bracket - Clutch Spring	37	45	1	92-0673	Gear - 14T	41	21	1
87-7270	Washer - Flat	26	23	6	92-0674	Shaft - Reduction	41	28	1

*Not Illustrated

TORO PART NUMBER INDEX (Cont.)

Part No.	Description	Pg. Ref. No. No. Qty.	Part No.	Description	Pg. Ref. No. No. Qty.
92-0677	Gear - 49T	41 31 1	92-0772	Key	41 17 2
92-0679	Gear - 23T	41 25 1	92-0773	Asm-Drain Plug	39 13 1
92-0680	Collar	41 26 1	92-0775	Bearing - Ball	43 6 2
92-0681	Bearing - Needle	41 30 2	92-0775	Bearing - Ball	39 33 2
92-0682	Washer - Thrust	41 29 1	92-0776	Bearing - Ball	43 29 1
92-0684	Gear - 33T	41 10 1	92-0778	Bearing - Ball	41 11 2
92-0687	Gear - 16T	41 18 1	92-0780	Bearing - Ball	43 3 1
92-0698	Shaft - Fork R-1	42 14 1	92-0781	Bearing - Needle	41 4 4
92-0699	Shaft - Fork 2-3	42 7 1	92-0782	Bearing - Needle	41 33 1
92-0700	Fork - Shift R-1	42 3 1	92-0783	Sleeve - Inner	40 5 1
92-0701	Fork - Shift 2-3	42 6 1	92-0785	Ball	42 1 3
92-0705	Lock - Spindle	42 20 1	92-0787	O-Ring	43 22 1
92-0706	Cap - Fork Shaft	39 25 1	92-0788	O-Ring	39 6 1
92-0708	Shaft - Fork Hi-Lo	42 16 1	92-0789	O-Ring	39 14 1
92-0709	Fork - Shift Hi-Lo	42 17 1	92-0790	O-Ring	39 29 1
92-0710	Asm-Counter Shaft	40 14 1	92-0791	Seal - Oil	39 26 1
92-0710	Asm-Ring Gear	43 8 1	92-0793	Seal - Oil	39 16 2
92-0711	Washer - Thrust	40 4 2	92-0793	Seal - Oil	43 32 2
92-0712	Bearing - Ball	40 1 1	92-0796	Screw - HH	39 31 5
92-0713	Collar	40 12 1	92-0803	Screw - HHF	43 30 12
92-0714	Bearing - Ball	40 13 2	92-0804	Stud	39 28 1
92-0715	Gear - 49T	40 6 1	92-0807	Cap - Sealing	39 23 1
92-0716	Collar	40 2 1	92-0808	Shim Set	39 20 1
92-0717	Gear - 71T	40 9 1	92-0809	Shim Set	39 11 1
92-0718	Shifter - Hi-Lo	40 7 1	92-0816	Arm - Shift Fork R-1	42 15 1
92-0719	Collar - Spline	40 8 1	92-0817	Arm - Shift Fork 2-3	42 5 1
92-0720	Case - Differential	43 31 1	92-0818	Arm - Shift Fork Hi-Lo	42 19 1
92-0721	Fork - Differential Lock	43 17 1	92-0819	Gear - 40T	41 32 1
92-0722	Shaft - Lock Fork	43 18 1	92-0820	Gear - 27T	41 5 1
92-0723	Spring - Compression	43 19 1	92-0821	Gear - 24T	41 15 1
92-0724	Arm - Differential Lock	43 27 1	92-0822	Gear - 28T	41 24 1
92-0725	Shaft - Axle L.H.	43 28 1	92-0823	Gear - 43T	41 27 1
92-0726	Shaft - Axle R.H.	43 1 1	92-0824	Shaft - Reverse Idler	41 9 1
92-0727	Washer	43 4 2	92-1233	Pin - Clevis	56 4 4
92-0728	Washer	43 2 1	92-1242	Decal - Toro	56 37 1
92-0729	Seal - Oil	42 10 3	92-1248	Panel - Side LH	56 22 1
92-0730	Slider - Differential Lock	43 7 1	92-1255	Panel - Side RH	56 5 1
92-0731	Spring - Compression	42 2 3	92-1259	Tailgate - Rear	56 38 1
92-0732	Plate - Keeper	42 8 3	92-1265	Bracket - Pivot	56 26 2
92-0733	Washer	43 20 1	92-1298	Pin - Lynch	56 3 8
92-0740	Washer - Thrust	41 3 3	92-1319	Decal - Caution	56 25 2
92-0741	Washer - Thrust	40 10 1	92-1320	Angle - Side	56 8 2
92-0743	Breather - Air	39 27 1	92-1345	Cover - Engine (Europe)	14 45 1
92-0744	Washer	43 14 1	92-1901	Clip	66 7 1
92-0745	Gear - Side L.H.	43 24 1	92-1902	Plug - Taper	57 8 1
92-0746	Gear - Side R.H.	43 11 1	92-1903	Washer	58 17 8
92-0747	Washer - Thrust	43 10 2	92-1905	Stud	58 20 6
92-0748	Gear - Pinion	43 12 2	92-1906	Asm-Valve	66 16 1
92-0749	Shaft - Pinion	43 23 1	92-1907	Cover - Access	59 19 1
92-0750	Washer	43 13 2	92-1908	O-Ring	65 17 1
92-0753	Ring - Retaining	41 2 1	92-1909	Nut	62 16 6
92-0753	Ring - Retaining	43 21 1	92-1910	Plug - Taper	57 10 1
92-0754	Ring - Retaining	41 20 1	92-1911	Guide - Exhaust Valve	58 18 1
92-0755	Ring - Retaining	40 11 1	92-1912	Pipe - Manifold	66 23 1
92-0756	Ring - Retaining	43 5 3	92-1914	Bearing - Ball	60 10 1
92-0759	Ring - Retaining	39 22 1	92-1915	Clamp - Cable	58 8 1
92-0760	Ring - Retaining	39 15 1	92-1916	Plug - Taper	58 19 1
92-0761	Ring - Retaining	42 18 1	92-1917	Nipple	66 25 1
92-0762	Washer - Lock	39 3 1	92-1918	Bolt - Flange Head	64 7 1
92-0763	Ring - Retaining	41 14 3	92-1920	Plug - Oil	59 14 1
92-0764	Ring - Retaining	40 3 3	92-1921	Gasket - Oil	59 13 1
92-0765	Pin - Alignment	39 8 4	92-1922	Washer	62 9 1
92-0765	Pin - Alignment	43 9 2	92-1923	Nut	60 5 6
92-0768	Pin - Spring	43 15 2	92-1924	Hose - Water By-Pass	65 13 1
92-0769	Pin - Spring	42 4 2	92-1925	O-Ring	57 31 1
92-0770	Pin - Spring	43 26 1	92-1926	Guide - Intake Valve	58 15 3
92-0771	Pin - Spring	43 16 1	92-1927	Plunger - Relief	64 12 1

*Not Illustrated

TORO PART NUMBER INDEX (Cont.)

Part No.	Description	Pg. No.	Ref. No.	Qty.	Part No.	Description	Pg. No.	Ref. No.	Qty.
92-1928	Spring - Relief	64	13	1	92-2000	Sprocket	62	10	1
92-1929	Seal - Oil	58	7	2	92-2001	Spring	62	7	1
92-1930	Washer - Wave	62	19	2	92-2002	Cap Inlet	66	27	1
92-1931	Retainer	62	27	6	92-2003	Bolt - Connecting Rod	60	3	6
92-1932	Bolt	71	29	1	92-2005	Piston & Pin (Std.)	60	2	3
92-1933	Gauge - Water Temperature	65	11	1	92-2006	Asm-Crankcase	57	1	1
92-1934	Bolt - Flywheel	60	11	5	92-2007	Pump - Fuel	46	12	1
92-1935	Plug - Taper	57	5	1	92-2008	Cover	65	18	1
92-1936	Seal - Valve	62	28	6	92-2009	Hose - By-Pass	65	14	1
92-1937	Plate - Rear	59	6	1	92-2010	Pin - Dowel	62	25	1
92-1938	Cover - Bell Housing	59	7	1	92-2011	Brace	71	28	1
92-1938	Cover - Bell Housing	14	29	1	92-2012	Bracket - Oil Filter	57	23	1
92-1939	Gasket	59	16	1	92-2013	Piston & Pin	60	*	3
92-1940	Gasket	59	17	1	92-2014	Piston Ring Set (Std.)	60	1	1
92-1941	Gasket - Oil	64	16	1	92-2015	Piston Ring Set	60	*	1
92-1942	Gear - Ring	60	8	1	92-2017	Bolt - Rocker Shaft	62	21	2
92-1943	Packing	58	2	1	92-2018	Bolt - Rocker Shaft	62	22	2
92-1944	Gasket - Cover, Rocker	58	10	1	92-2019	Strainer - Oil	59	10	1
92-1945	Cover - Rear	57	29	1	92-2021	Seal - Oil	58	12	1
92-1946	Gasket - Front	64	10	1	92-2022	Mount - Engine	63	2	1
92-1947	Arm - Rocker	62	18	6	92-2023	Manifold - Exhaust	66	19	1
92-1948	Gear - Oil Pump	64	5	1	92-2024	Pipe - Water	65	15	1
92-1949	Gear - Oil Pump	64	6	1	92-2025	Asm-Alternator	71	*	1
92-1950	Gasket	65	7	1	92-2026	Hose - PCV Valve	58	4	1
92-1951	Nipple	66	26	1	92-2027	Coil - Ignition	33	14	1
92-1952	Seal - Oil	57	27	1	92-2028	Wire - High Tension	69	21	1
92-1953	Screw - Adjusting	62	17	6	92-2032	Seal - Oil	64	3	1
92-1954	Valve - Inlet	62	29	3	92-2034	Head - Cylinder	58	11	1
92-1955	Valve - Exhaust	62	31	3	92-2035	Cover - Front	59	5	1
92-1956	Bearing - Set, Main	57	17	1	92-2036	Cover - Exhaust Manifold	66	17	1
92-1957	Rod Bearing Set	60	6	1	92-2037	Kit - Gasket	67	14	1
92-1958	Pin - Dowel	57	15	1	92-2038	Kit - Gasket	67	12	1
92-1959	Seat - Intake Valve	58	21	3	92-2039	Kit-Thermostat	65	8	1
92-1960	Seal - Oil	64	11	1	92-2040	Pulley	65	3	1
92-1961	Seal - Valve	62	13	6	92-2041	V-Belt	65	1	1
92-1962	Gasket	59	3	1	92-2042	Sprocket - Oil	62	33	1
92-1962	Gasket	59	20	1	92-2043	Asm-Distributor	69	*	1
92-1963	Mount - Engine	66	8	1	92-2044	Gasket - Exhaust	33	54	1
92-1964	Plate - Cam	62	14	1	92-2044	Gasket - Exhaust Ring	66	18	1
92-1965	Asm-Cover	59	2	1	92-2045	Housing - Seal, Oil	57	26	1
92-1966	Gasket	59	21	1	92-2046	Asm-Oil Pump	64	4	1
92-1967	Asm-Cover	59	15	1	92-2049	Asm-Camshaft	62	24	1
92-1968	Tensioner - Belt	62	30	1	92-2050	PCV Valve	58	3	1
92-1971	Bolt	58	16	8	92-2053	Asm-Oil Pan	59	11	1
92-1972	Washer	62	20	2	92-2054	Manifold - Intake	66	9	1
92-1973	Shaft - Rocker Arm	62	23	1	92-2055	Asm-Starter	70	*	1
92-1974	Asm-Case	64	8	1	92-2056	Flange - PTO	62	32	1
92-1975	Cap - Oil	58	1	1	92-2057	Bolt - Crankshaft PTO	60	14	1
92-1976	Seat - Exhaust Valve	58	22	3	92-2059	Belt - Timing	62	11	1
92-1977	Spring - Valve	62	12	6	92-2060	Asm-Water Pump	65	5	1
92-1978	Switch - Oil Pressure	63	4	1	92-2061	Asm-PTO Sprocket	62	3	1
92-1980	Flywheel	60	9	1	92-2062	Asm-PTO Adapter	62	2	1
92-1981	Bearing - Front	57	13	1	92-2063	Washer	58	6	2
92-1982	Bearing - Ring	57	7	1	92-2065	Bearing	71	5	1
92-1983	Retainer	64	14	1	92-2066	Nut	71	23	2
92-1984	Washer	71	27	1	92-2067	Spring - Brush	71	16	2
92-1987	Gasket	57	25	1	92-2068	Brush	71	17	2
92-1988	Gasket - Oil	59	9	1	92-2069	Cover - Bearing	71	11	1
92-1989	Gasket	65	6	1	92-2070	Bearing	71	10	1
92-1991	Gasket	57	30	1	92-2071	Screw	71	18	2
92-1993	Gasket - Intake	66	10	1	92-2073	Asm-Holder	71	15	1
92-1994	Cap - Sealing	57	4	1	92-2075	Asm-Rotor	71	9	1
92-1995	Asm-Crankshaft	60	7	1	92-2076	Plate	71	7	1
92-1996	Asm-Cover, Front	59	18	1	92-2077	Screw	71	8	4
92-1997	Gasket - Cylinder	58	23	1	92-2078	Bolt	71	4	2
92-1998	Shaft - Balancer	63	1	1	92-2079	Collar	71	2	1
92-1999	Rod - Connecting	60	4	3	92-2080	Frame - End	71	24	1

*Not Illustrated

TORO PART NUMBER INDEX (Cont.)

Part No.	Description	Pg. Ref. No. No. Qty.	Part No.	Description	Pg. Ref. No. No. Qty.
92-2081	Cover - End	71 13 1	92-2151	Cap - Sealing	58 13 1
92-2082	Rectifier	71 22 1	92-2152	Bushing	57 3 4
92-2083	Bushing	71 21 1	92-2153	Plug - Spark	69 18 3
92-2084	Regulator	71 20 1	92-2154	Kit-Diaphragm	68 20 1
92-2085	Screw W/washer	71 6 6	92-2155	Gasket - Water Inlet	65 21 1
92-2085	Screw W/washer	71 14 6	92-2156	Nut - Alternator	71 31 1
92-2086	Screw W/washer	71 19 1	92-2157	Outlet - Water	66 2 1
92-2087	Bolt W/washer	71 12 3	92-2160	Cartridge - Relief Valve	48 12 1
92-2088	Yoke	70 15 1	92-2161	Body - Relief Valve	48 28 1
92-2089	Brush	70 16 4	92-2162	Head	50 6 1
92-2090	Spring	70 17 4	92-2165	Kit-Repair	50 * 1
92-2091	Asm-Holder	70 14 1	92-2173	Screw - Cap Socket Head	30 18 8
92-2092	Insulator	70 13 1	92-2174	Screw - Adjusting	30 22 1
92-2093	Armature	70 6 1	92-2175	Gear	30 11 2
92-2094	Clutch	70 7 1	92-2176	Pin - Dowel	30 16 2
92-2095	Kit-Switch	70 4 1	92-2177	Pin - Shear	30 7 1
92-2096	Ring - Snap	70 9 1	92-2178	Ring - Crescent	30 4 4
92-2097	Nut	70 8 2	92-2179	Key - Square	30 5 1
92-2098	Washer	70 10 1	92-2180	Gasket - Copper	30 23 1
92-2099	Bolt	70 11 2	92-2181	Plate - Pressure	30 13 1
92-2100	Bolt	71 25 2	92-2182	Plate - Seal	30 9 1
92-2102	Lever - Clutch	70 3 1	92-2183	Plate - Wear	30 10 1
92-2103	Asm- Bracket, Front	71 3 1	92-2184	Cap - Relief Valve	30 24 1
92-2106	Nut	70 2 2	92-2185	Plug	30 19 1
92-2107	Nut	70 5 1	92-2186	Spacer	30 3 1
92-2108	Igniter Set	69 12 1	92-2187	Housing - Gear, End	30 17 1
92-2109	O-Ring	69 8 1	92-2189	Shaft - Drive	30 6 1
92-2110	Cover - Acc. Pump	68 19 1	92-2190	Shaft - Idler	30 25 1
92-2113	Rotor	69 2 1	92-2191	Bearing	30 27 1
92-2114	Asm-Cap	69 1 1	92-2192	Bearing	30 12 4
92-2115	Screw Set	69 14 1	92-2193	Ball	30 20 1
92-2116	Asm-Signal Rotor	69 6 1	92-2194	Spring	30 21 1
92-2117	Chamber - Vacuum	69 7 1	92-2195	Seal - Oil	30 2 1
92-2118	Plate	69 10 1	92-2196	Seal - Pressure Plate	30 15 1
92-2119	Wire - Lead	69 11 1	92-2197	Seal - Back Up	30 14 1
92-2121	Asm-Wire, Lead	69 13 1	92-2198	Seal	30 26 1
92-2122	Housing	69 9 1	92-2199	Key - Ball	30 28 1
92-2125	Asm-Spark Plug Wire Set	69 * 1	92-2379	Clamp - Hose	29 4 2
92-2126	Kit-Gasket, Upper	72 3 1	92-2379	Clamp - Hose	46 6 2
92-2127	Kit-Overhaul Gasket	72 2 1	92-2379	Clamp - Hose	45 13 1
92-2128	Bolt - Cover	58 5 2	92-2601	Ring - Retaining	54 49 4
92-2129	Screw - HH	14 30 2	92-2602	Coupling - Hyd. Female	55 54 2
92-2130	Bolt - Flange Head	62 15 2	92-2603	Plug - Dust	54 51 2
92-2131	Bolt - Flange Head	59 4 2	92-2605	Asm-Hydraulic Hose	54 36 1
92-2131	Bolt - Flange Head	57 28 7	92-2606	Asm-Hydraulic Hose	54 33 1
92-2132	Bolt	65 16 1	92-2609	Decal - Remote Hyd.	15 18 1
92-2133	Bolt - Flange Head	71 26 1	92-2610	Decal - Coupler (US)	55 55 1
92-2134	Bolt - Flange Head	71 30 1	92-2611	Decal - Caution (US)	55 56 1
92-2135	Bolt - Flange Head	62 8 1	92-2620	Asm-Hydraulic Tube	54 45 1
92-2137	Bolt/washer	59 12 2	92-2622	Asm-Hydraulic Tube	54 10 1
92-2138	Bolt	66 1 3	92-2623	Plate - Valve Mount	54 3 1
92-2138	Bolt	65 19 2	92-2624	Asm-Hydraulic Hose	54 6 1
92-2139	Bolt	66 4 1	92-2625	Asm-Relief Valve	54 48 1
92-2140	Bolt	66 28 1	92-2697	Hose - Hydraulic LH	49 1 1
92-2141	Bolt	66 3 2	92-2771	Asm-Rear Coupler Bracket	55 53 1
92-2142	Bolt/washer	65 4 3	92-4100	Asm-Backplate, RH	28 * 1
92-2143	Bolt	57 22 3	92-4101	Asm-Primary Piston	10 11 1
92-2144	Bolt	57 20 2	92-4102	Asm-Secondary Piston	10 4 1
92-2145	Nut - Flange	62 5 1	92-4103	Pin - Stop	10 3 1
92-2146	Washer	69 15 1	92-4108	Washer - Retainer	10 10 1
92-2147	Washer	62 6 1	92-4109	Circlip	10 9 1
92-2148	Pin - Dowel	57 6 2	92-4110	Clevis	10 5 1
92-2148	Pin - Dowel	60 13 1	92-4111	Petcock - Radiator	29 42 1
92-2149	Pin	62 1 2	92-4112	Asm-Cap	10 12 1
92-2150	Ring - Snap	64 15 1	92-4113	Screw - Bleed	24 4 1
92-2151	Cap - Plug	66 29 1	92-4114	Cap - Bleed Screw	24 5 1
92-2151	Cap - Sealing	57 2 3	92-4114	Cap - Bleed Screw	28 5 1

*Not Illustrated

TORO PART NUMBER INDEX (Cont.)

Part No.	Description	Pg. No.	Ref. No.	Qty.	Part No.	Description	Pg. No.	Ref. No.	Qty.
92-4115	Asm-Backplate LH	24	2	1	92-4198	Asm-Fan Shroud	29	13	1
92-4116	Asm-Backplate RH	24	*	1	92-5100	Gasket - Liquid	72	1	1
92-4117	Asm-Wheel Cylinder LH	24	*	1	92-5101	Seat - Exhaust Valve	58	*	3
92-4118	Asm-Wheel Cylinder RH	24	*	1	92-5102	Seat - Intake Valve	58	*	3
92-4119	Kit-Seal	24	*	1	92-5103	Guide - Intake Valve	58	*	3
92-4120	Shoe & Lining Set	24	13	1	92-5104	Guide - Intake Valve	58	*	3
92-4121	Asm-Adjuster LH	24	*	1	92-5105	Guide - Exhaust Valve	58	*	1
92-4122	Asm-Adjuster RH	24	*	1	92-5106	Guide - Exhaust Valve	58	*	1
92-4123	Asm-Pawl LH	24	19	1	92-5107	Stud	57	14	1
92-4123	Asm-Pawl, LH	28	19	1	92-5108	Gasket - Bracket	57	24	1
92-4124	Asm-Pawl RH	24	*	1	92-5109	Stay - Oil Filter	57	21	1
92-4124	Asm-Pawl, RH	28	*	1	92-5110	Gauge - Oil Level	57	19	1
92-4125	Plug	24	3	1	92-5111	Guide - Oil Level Gauge	57	32	1
92-4126	Spring - Shoe, Upper LH	24	14	1	92-5112	Bolt - Flange Head	57	18	1
92-4127	Spring - Shoe, Upper RH	24	*	1	92-5112	Bolt - Flange Head	65	2	4
92-4128	Spring - Shoe, Lower	24	15	1	92-5113	Bolt - Flange Head	59	1	3
92-4129	Spring - Adjuster, LH	24	20	1	92-5116	Piston & Pin	60	*	3
92-4130	Spring - Adjuster, RH	24	*	1	92-5117	Piston & Pin	60	*	3
92-4131	Washer - Hold Down	24	22	2	92-5118	Piston Ring Set	60	*	1
92-4131	Washer - Hold Down	28	22	2	92-5120	Piston Ring Set	60	*	1
92-4132	Spring - Hold Down	24	23	2	92-5121	Piston Ring Set	60	*	1
92-4133	Pin - Hold Down	24	26	2	92-5122	Nut - Timing Belt	62	4	1
92-4133	Pin - Hold Down	28	26	2	92-5124	Body - Choke, Auto	67	15	1
92-4134	Plug - Inspection	24	25	1	92-5125	Kit - Check Valve	68	13	1
92-4134	Plug - Inspection	28	25	1	92-5126	Cover - Carburetor Top	67	5	1
92-4135	Set Bolt	24	1	2	92-5127	Kit - Float & Pin	68	12	1
92-4135	Set Bolt	28	1	2	92-5128	Insulator - Carburetor	67	13	1
92-4136	Asm-Backplate, LH	28	2	1	92-5133	Kit-Lever, Throttle	68	2	1
92-4137	Screw - Bleed	28	4	1	92-5134	Orifice - Choke	67	8	1
92-4140	Asm-Wheel Cylinder, LH	28	*	1	92-5135	Kit-Screw Adjusting, Idle	68	5	1
92-4141	Asm-Wheel Cylinder, RH	28	*	1	92-5136	Kit - Adjusting Screw	67	1	1
92-4142	Kit-Seal	28	*	1	92-5137	Spring	67	4	1
92-4143	Shoe & Lining Set	28	13	1	92-5140	Kit-Needle Valve	68	21	1
92-4144	Asm-Adjuster, LH	28	*	1	92-5141	Valve - Fuel Cut-Off	68	22	1
92-4145	Asm-Adjuster, RH	28	*	1	92-5142	Valve - Carburetor Piston	67	3	1
92-4146	Plug	28	3	1	92-5143	Gasket - Choke, Auto	67	17	1
92-4147	Spring - Shoe, Upper LH	28	14	1	92-5145	Screw	67	7	6
92-4148	Spring - Shoe, Upper RH	28	*	1	92-5146	Screw	68	18	4
92-4149	Spring - Shoe, Lower	28	15	1	92-5147	Screw	68	15	4
92-4150	Spring - Adjuster, LH	28	20	1	92-5148	Screw	68	1	1
92-4151	Spring - Adjuster, RH	28	*	1	92-5149	Screw	67	16	1
92-4152	Spring - Hold Down	28	23	2	92-5151	O-Ring	68	16	1
92-4153	Asm-Steering Column	6	11	1	92-5153	O-Ring	68	17	1
92-4154	Asm-Universal Joint	6	31	1	92-5154	Nut - Carburetor, INR	68	4	1
92-4155	Asm-Slip Joint, Upper	6	28	1	92-5155	Clamp - Carburetor	67	9	1
92-4156	Asm-Slip Joint, Lower	6	29	1	92-5156	Clamp - Carburetor INR	67	6	1
92-4157	Boot - Steering Shaft	6	24	1	92-5157	Bolt	67	10	2
92-4158	Asm-Valve, Hyd. Gear	8	*	1	92-5160	Valve - Thermostat	65	9	1
92-4159	Nut - Adjuster Plug Lock	7	25	1	92-5161	Gasket	65	10	1
92-4160	Kit-Bearing Service, Upper	8	*	1	92-5162	Plug - Inlet	66	24	2
92-4161	Asm-Cover Service	7	*	1	92-5163	Gasket - EGR Valve	66	15	1
92-4162	Pitman Shaft - Gear Service	8	*	1	92-5164	Asm-Hose	66	11	1
92-4163	Asm-Steering Housing	8	*	1	92-5165	Clip	66	12	1
92-4164	Asm-Plug, Service Adjust.	8	*	1	92-5166	Bolt	66	13	2
92-4165	Plug - Housing End	7	2	1	92-5167	Bracket - Front	70	1	1
92-4166	Asm-Rack/Piston/Nut	8	*	1	92-5168	Bracket - Rear	70	12	1
92-4167	Asm-Plug Service	8	*	1	92-5169	Pulley	71	1	1
92-4168	Return - Guide Ball	7	7	2	92-5172	Clamp	69	23	1
92-4169	Bearing - Needle	7	21	1	92-5304	Decal - Brake (Japan)	15	20	1
92-4170	Bearing - Pitman Shaft	7	47	1	92-5311	Decal - Differential (Japan)	15	17	1
92-4179	Yoke, Shaft & Seal Tube	26	33	2	92-5318	Decal - Axle (Japan)	15	11	1
92-4180	Seal	26	32	2	92-5325	Decal - Caution (Japan)	15	10	1
92-4182	Yoke & Hub	26	31	2	92-5332	Decal - Supervisor (Japan)	3	55	1
92-4187	Kit-Cross & Bearing	26	30	4	92-5339	Decal - Coupler (Japan)	55	*	1
92-4188	Ring - Snap	26	28	12	92-5346	Decal - Remote Hyd.	15	18	1
92-4189	Kit-Strap & Bolt	26	36	2	92-5353	Decal - Dump Hyd. (Japan)	15	19	1
92-4190	Yoke - End	26	29	2	92-5360	Decal - PTO (Japan)	15	16	1

*Not Illustrated

TORO PART NUMBER INDEX (Cont.)

Part No.	Description	Pg. Ref. No. No. Qty.	Part No.	Description	Pg. Ref. No. No. Qty.
92-5367	Decal - PTO (Japan)	26 40 1	93-8941	Bracket - Front LH	52 15 1
92-5374	Decal - Fuse (Japan)	3 54 1	93-8942	Bracket - Front RH	52 * 1
92-5381	Decal - R.O.P.S. (Japan)	20 3 2	93-8943	Plate - Tail Light LH	52 12 1
92-5388	Decal - Rollover (Japan)	20 2 1	93-8944	Plate - Tail Light RH	52 * 1
92-5395	Decal - Load (Japan)	1 16 1	93-8953	Asm-Front Bracket, LH	34 59 1
92-5466	Decal - Caution (Japan)	55 * 1	93-8954	Asm-Front Bracket, RH	34 60 1
92-5473	Decal - ATF (Japan)	26 4 1	93-8955	Asm-Rear Brace, LH	14 48 1
92-5490	Decal - Quick Ref. (NL)	15 23 1	93-8956	Asm-Rear Brace, RH	14 47 1
92-5491	Decal - Quick Ref. (F)	15 23 1	93-8958	Pedal - Clutch	14 39 1
92-5492	Decal - Quick Ref. (D)	15 23 1	93-8961	Arm - Accelerator Pedal	9 10 1
92-5493	Decal - Quick Ref. (I)	15 23 1	93-8965	Pedal - Brake	9 27 1
92-5494	Decal - Quick Ref. (Japan)	16 23 1	93-8969	Pedal - Accelerator	9 15 1
92-5495	Decal - Quick Ref. (ES)	15 23 1	93-8971	Seal - Port, Flange	10 2 2
92-5496	Decal - Quick Ref. (S)	15 23 1	93-9089	Decal - Coupler (CE)	55 * 1
92-5951	Angle - Hitch	26 41 1	93-9090	Decal - Caution (CE)	55 * 1
92-5955	Decal - No Riders	56 10 1	93-9430	Decal - Differential (Europe)	15 17 1
92-5972	Grommet	17 5 4	93-9436	Decal - Quick Ref. (DK)	15 23 1
92-5974	Panel - Front	56 6 1	93-9437	Decal - Quick Ref. (SF)	15 23 1
92-6408	Decal - Danger (Japan)	16 26 1	93-9438	Decal - Quick Ref. (N)	15 23 1
92-6415	Decal - Danger (Japan)	17 6 1	93-9439	Decal - Quick Ref. (P)	15 23 1
92-6415	Decal - Warning (Japan)	49 32 2	93-9442	Decal - ATF (Europe)	26 4 1
92-6422	Decal - Dash (Japan)	3 56 1	93-9443	Decal - Brake (Europe)	15 20 1
92-6444	Decal - Grease (Japan)	27 44 2	93-9444	Decal - Dump Hyd.	15 19 1
92-6479	Decal - Caution (Japan)	25 32 2	93-9446	Decal - Dash (Europe)	3 56 1
92-6493	Decal - Warning (Japan)	21 33 2	93-9447	Decal - Caution (Europe)	29 35 1
92-7240	Decal - Warning (Japan)	29 44 1	93-9448	Decal - Caution (Europe)	15 10 1
92-7905	Asm-Switch & Bracket	54 31 1	93-9449	Decal - Grease (Europe)	27 44 2
93-0307	Nut - Retainer	23 35 2	93-9535	Asm-Hydraulic Tube	54 5 1
93-0309	Washer - Tab	23 3 2	93-9536	Rod - Connecting	53 6 1
93-1312	Decal - Warning	56 20 2	93-9537	Bracket - Switch Mounting	54 44 1
93-2298	Hose - Fuel	45 11 1	93-9538	Cover - Switch	54 42 1
93-3101	Cap - Fuel (US)	45 1 1	93-9539	Strip - Tapped	54 30 1
93-3766	Decal - Caution (Japan)	29 35 1	93-9540	Sleeve - Protective	54 35 1
93-6668	Decal - Charging (Europe)	44 22 1	93-9541	Harness - Wire	55 57 1
93-6681	Decal - Warning (Europe)	29 44 1	93-9542	Cam - Switch	54 13 1
93-6687	Decal - No Step (Europe)	44 11 1	93-9551	Sleeve - Protective	54 40 1
93-7050	Asm-Radiator	29 30 1	93-9552	Hose - Hydraulic	49 4 1
93-7053	Asm-Warning Light	2 9 1	93-9575	Tube - Flatbed Pivot	56 35 2
93-7081	Tube - Brake Front RH	11 10 1	93-9595	Lanyard - Tailgate	56 33 2
93-7082	Tube - Brake Front LH	11 16 1	93-9606	Asm-Latch	56 29 2
93-7085	Tube - Brake Front	11 19 1	93-9719	Block - Wear	56 18 2
93-7088	Support - Fan	29 16 1	93-9720	Plate - Pivot Long LH	56 23 2
93-7090	Stub - Axle	26 14 2	93-9721	Plate - Pivot Long RH	56 36 2
93-7094	Cover - Wire Harness	2 49 1	93-9722	Spacer - Bracket LH	56 16 1
93-7095	Frame - Engine	32 17 1	93-9723	Spacer - Bracket RH	56 12 1
93-7103	Screen - Radiator	29 7 1	93-9724	Bed	56 2 1
93-7121	Housing - Bell	14 8 1	93-9850	Decal - Rollover (Europe)	20 2 1
93-7123	Hose - Brake Front	22 8 2	93-9851	Decal - Fuse (Europe)	3 54 1
93-7123	Hose - Brake Front	11 9 2	93-9852	Decal - Danger (Europe)	17 6 1
93-7125	Asm-Brake, RH	26 * 1	93-9852	Decal - Warning (Europe)	49 32 2
93-7125	Asm-Rear Brake, RH	28 * 1	93-9856	Decal - Supervisor (Europe)	3 55 1
93-7126	Asm-Brake, LH	26 9 1	93-9857	Decal - Axle (Europe)	15 11 1
93-7126	Asm-Rear Brake, LH	28 * 1	93-9859	Decal - R.O.P.S. (Europe)	20 3 2
93-7128	Drum - Brake	26 15 2	93-9860	Decal - Danger (Europe)	16 26 1
93-7129	Harness - Wire Rear	2 34 1	93-9861	Decal - PTO (Europe)	15 16 1
93-7133	Arm - Control Upper LH	22 * 1	93-9862	Decal - PTO (Europe)	26 40 1
93-7135	Arm - Control Upper RH	22 21 1	93-9866	Decal - Remote Hyd.	15 18 1
93-7145	Screw - HH	6 19 3	93-9879	Decal - Warning (Europe)	21 33 2
93-7170	Cap - Fuel (CE)	45 * 1	94-1224	Decal - Load (Europe)	1 16 1
93-7252	Decal - CE (Europe)	3 66 1	94-3800	Master Cylinder Assembly	9 3 1
93-7275	Decal - Fluid (Europe)	31 18 1	94-3804	Asm-Rod End, LH Thread	23 *19 2
93-7276	Decal - Danger (Europe)	44 23 1	94-3807	Asm-Rod End, RH Thread	23 * 2
93-7814	Decal - Caution (Europe)	31 1 1	94-3809	Tire - Hard Surface	23 * 2
93-8071	Decal - Caution (Europe)	25 32 2	94-3814	Tube - Hydraulic	9 1 1
93-8938	Bracket - Cover LH	29 46 1	94-3815	Tube - Hydraulic	9 2 1
93-8939	Bracket - Cover RH	29 47 1	94-3819	Tube - Brake Rear	11 5 1
93-8940	Cover - Radiator	29 45 1	94-3820	Tube - Brake Front	11 1 1

*Not Illustrated

TORO PART NUMBER INDEX (Cont.)

Part No.	Description	Pg. No.	Ref. No.	Qty.	Part No.	Description	Pg. No.	Ref. No.	Qty.
94-3821	Plate - Center, Frame	9	34	1	237-22	O-Ring	48	9	4
94-3829	Pin - Clevis	19	23	1	237-22	O-Ring	54	14	10
94-3836	Asm-Accelerator Cable	35	1	1	237-30	O-Ring	37	34	2
94-3836	Cable - Accelerator	9	47	1	237-42	O-Ring	51	2	2
94-3837	Asm-Clutch Cable	14	36	1	237-42	O-Ring	49	7	2
94-3837	Cable - Clutch	3	67	1	237-42	O-Ring	48	11	2
94-3838	Bracket - Mudflap LH	1	23	1	237-42	O-Ring	54	15	5
94-3839	Bracket - Mudflap RH	1	*	1	237-42	O-Ring	37	47	1
94-3841	Mudflap	1	26	2	237-78	O-Ring	49	15	4
94-3842	Tube - Brake Rear	11	12	1	237-78	O-Ring	54	16	3
94-3843	Tube - Brake LH	25	22	1	237-79	O-Ring	49	25	1
94-3844	Tube - Brake LH	25	*	1	237-79	O-Ring	37	39	2
94-3845	Tube - Brake RH	25	20	1	237-80	O-Ring	49	24	1
94-3846	Tube - Brake RH	25	3	1	237-81	O-Ring	37	28	1
94-5202	Asm-Lever Support	18	14	1	237-123	O-Ring	37	25	1
94-5203	Asm-Hydraulic Cylinder	49	16	2	240-5	Grommet	14	32	1
94-5206	Asm-Barrel	50	1	1	241-119	Cap - Dust	23	1	2
94-5207	Shaft	50	2	1	2410-35	Plug - Hole	2	6	1
94-5209	Cover - Dust	10	7	1	2410-42	Cap - Front Bumper	1	12	2
94-5210	Rod - Push	10	8	1	2410-64	Plug - Hole	3	64	1
94-5221	Flap - Master Cylinder	9	42	1	2411-33	Joint - Ball	14	3	1
94-5223	Bell Crank	9	19	1	2412-10	Clamp - R	22	7	2
94-5228	Pulley	29	23	1	2412-10	Clamp - R	33	43	1
94-5232	Wire - Spark Plug, #1	69	20	1	2412-34	Clamp	49	22	1
94-5233	Wire - Spark Plug, #2	69	19	1	2412-34	Clamp - Hose	29	9	2
94-5234	Wire - Spark Plug, #3	69	22	1	2412-34	Clamp - Hose	33	30	2
94-5235	Air Cleaner (Complete)	47	*	1	2412-34	Clamp - Hose	38	53	1
94-5235	Asm-Air Cleaner	46	17	1	2412-36	Clamp	45	8	1
94-5239	Hose - Air Cleaner	33	1	1	2412-36	Clamp - Hose	37	3	3
94-5240	Asm-Operators Platform	1	17	1	2412-82	Clamp - R	32	10	1
94-5245	Asm-Supervisor Switch	2	29	1	2412-89	Clamp - R	32	2	2
94-5249	Asm-Engine	33	9	1	2412-89	Clamp - R	44	5	1
94-5255	Asm-Hydraulic Hose	54	29	1	2412-89	Clamp - R	11	21	1
94-5255	Hose - Hydraulic	37	41	1	2412-89	Clamp - R	14	25	1
94-5261	Tire	23	5	2	2412-89	Clamp - R	2	32	1
94-5272	Decal - Warning	3	68	1	2412-92	Clamp - Hose	33	2	1
94-5288	Carburetor	67	11	1	2412-92	Clamp - Hose	46	14	1
94-5293	Asm-Float Chamber Cover	68	14	1	2412-93	Clamp - R	52	2	1
94-5294	Valve - EGR	66	14	1	2412-96	Clamp - R	46	4	1
94-5295	Asm-Cover	58	9	1	2412-105	Clamp - R	6	17	2
94-5299	Rod - Link	9	25	1	2412-108	Clamp - Hose	46	8	2
95-7394	Shaft - Brake	9	35	1	2412-108	Clamp - Hose	45	10	1
98-2915	Asm-Fuel Tank	45	2	1	2412-108	Clamp - Hose	33	47	2
98-2918	Asm-Driveshaft	27	*	2	2412-119	Clamp - Hose	33	6	3
98-2939	Screw - HH	26	37	4	2412-130	Clamp - Hose	47	10	1
98-2940	Yoke - Double Clamp	26	34	2	2412-130	Clamp - Hose	33	32	2
98-2952	Fitting - Fuel Straight	45	9	1	2412-133	Clamp - R	17	3	2
98-2953	Cover	69	4	1	2412-149	Clamp - Tube	25	24	4
98-2958	Cover - Clutch	61	2	1	251-8	Bearing - Ball	41	1	2
98-2959	Disc - Clutch	61	1	1	251-82	Bearing - Ball	31	11	2
98-2962	Kit-Seal, Pitman Shaft	8	*	1	251-346	Bearing - Ball	41	8	1
218-446	Nut - Hex.	2	11	1	254-72	Cup - Bearing	23	29	2
218-447	Washer - Lock	2	12	1	254-94	Cone - Bearing	23	30	2
218-473	Boot - Switch	3	63	1	254-106	Cone - Bearing	23	27	2
218-574	Fuse - 7.5 Amp	2	46	2	254-107	Cup - Bearing	23	28	2
218-578	Fuse - 10 Amp	3	61	1	256-155	Bushing - Flange	9	26	2
218-600	Bulb	2	13	2	256-156	Bushing - Flange	14	38	2
219-17	Bulb - Warning Light	3	59	4	256-247	Bushing - Flange	9	18	2
232-27	Stem - Valve	23	31	2	256-259	Bushing - Flange	9	9	2
232-27	Valve - Stem	26	17	2	283-2	Pin - Clevis	9	4	1
233-37	Knob	18	1	1	283-30	Pin - Clevis	9	12	1
233-39	Knob	48	1	1	283-30	Pin - Clevis	14	35	1
233-39	Knob	53	1	1	283-62	Pin - Clevis	19	6	1
233-39	Knob	6	1	1	283-62	Pin - Clevis	18	8	3
233-48	Knob	19	4	1	283-62	Pin - Clevis	37	35	3
237-21	O-Ring	49	2	6	283-85	Pin - Clevis	9	14	1
237-22	O-Ring	49	5	3	285-17	Plug - Pipe	36	15	2

*Not Illustrated

TORO PART NUMBER INDEX (Cont.)

Part No.	Description	Pg. Ref. No. No. Qty.	Part No.	Description	Pg. Ref. No. No. Qty.
302-5	Fitting - Grease	9 8 3	323-7	Screw - HH	35 27 3
302-5	Fitting - Grease	22 14 4	323-7	Screw - HH	26 43 4
302-5	Fitting - Grease	23 20 4	323-8	Screw - HHF	23 11 8
302-5	Fitting - Grease	6 30 1	323-9	Screw - HH	44 16 1
302-5	Fitting - Grease	26 35 4	323-10	Screw - HH	37 8 1
302-5	Fitting - Grease	14 49 1	323-12	Screw - HH	21 6 8
302-11	Fitting - Grease	21 8 1	323-29	Screw - HH	33 55 2
302-58	Fitting - Grease	27 46 16	323-42	Screw - HH	56 19 14
321-2	Screw - HH	2 1 7	324-9	Screw - HH	21 22 4
321-2	Screw - HH	54 39 2	324-10	Screw - HH	21 1 4
321-3	Screw - HH	2 4 2	324-13	Screw - HH	21 10 2
321-3	Screw - HH	35 7 1	324-19	Screw - HH	32 6 2
321-3	Screw - HH	29 28 4	325-4	Screw - HH	17 15 2
321-3	Screw - HH	6 33 2	325-13	Screw - HH	22 11 8
321-4	Screw - HH	32 1 2	325-13	Screw - HH	21 27 4
321-4	Screw - HH	44 8 1	325-19	Screw - HH	26 27 1
321-4	Screw - HH	15 9 8	325-20	Screw - HH	26 24 5
321-4	Screw - HH	29 12 4	3210-9	Screw - HH	35 6 1
321-4	Screw - HH	33 15 1	3211-8	Screw - HH	18 13 2
321-4	Screw - HH	17 20 8	3215-1	Screw - HH	37 16 2
321-4	Screw - HH	11 22 1	3217-25	Nut - Hex.	2 38 2
321-4	Screw - HH	1 24 4	3217-26	Hut - Hex.	2 37 1
321-4	Screw - HH	14 26 1	3217-29	Nut - Jam	3 58 3
321-4	Screw - HH	35 30 2	3218-18	Nut - Jam	18 43 1
321-4	Screw - HH	2 33 1	3218-20	Nut - Jam	14 14 2
321-4	Screw - HHF	25 26 4	3218-21	Nut - Jam	23 18 2
321-6	Screw - HH	52 3 12	3219-2	Nut	36 19 2
321-6	Screw - HH	22 5 2	3219-14	Nut	18 5 1
321-9	Screw - Cap Hex. Hd.	9 38 1	3219-14	Nut - Hex.	37 32 1
321-9	Screw - HH	11 3 4	3219-14	Nut - Jam	35 10 2
321-9	Screw - HH	48 5 2	3220-1	Nut - Jam	35 2 1
321-9	Screw - HH	19 27 1	3220-1	Nut - Jam	37 37 4
321-9	Screw - HH	54 46 1	3220-1	Nut - Jam	18 41 4
321-14	Screw - HH	49 8 2	3220-2	Nut - Jam	14 2 1
321-15	Screw - HH	48 13 1	3220-2	Nut - Jam	35 5 1
321-23	Screw - HH	54 43 2	3220-3	Nut - Hex. Jam	9 24 1
322-2	Screw - HH	11 11 1	3220-3	Nut - Jam	18 12 2
322-2	Screw - HH	46 16 4	3220-7	Nut - Jam	23 2 2
322-2	Screw - HH	6 16 6	3220-11	Nut - Jam	23 23 2
322-2	Screw - HH	48 31 1	3220-16	Nut - Hex. Jam	9 44 1
322-2	Screw - HH	29 39 6	3229-25	Screw - Carriage	49 19 2
322-2	Screw - HH	33 42 1	3230-1	Screw - Carriage	56 24 2
322-2	Screw - HH	2 50 3	3230-15	Screw - Carriage	56 34 4
322-3	Screw - HH	54 7 4	3230-18	Bolt - Carriage	17 2 8
322-3	Screw - HH	49 20 4	3230-23	Bolt - Carriage	44 6 4
322-5	Screw - Cap Hex. Hd.	9 36 1	3230-23	Bolt - Carriage	29 21 7
322-5	Screw - HH	31 2 4	3231-3	Bolt - Carriage	21 21 4
322-5	Screw - HH	15 6 8	3231-21	Bolt - Carriage	44 7 6
322-5	Screw - HH	53 9 1	3231-21	Bolt - Carriage	48 21 1
322-5	Screw - HH	22 10 2	3231-21	Bolt - Carriage	17 22 4
322-5	Screw - HH	52 20 4	3231-21	Bolt - Carriage	18 32 4
322-5	Screw - HH	29 22 4	3231-26	Bolt - Carriage	35 15 1
322-5	Screw - HH	48 24 1	3231-28	Bolt - Carriage	29 17 1
322-5	Screw - HH	18 51 2	3232-17	Bolt - Carriage	25 19 8
322-6	Screw - HH	33 4 2	3234-1	Screw - HHF	1 13 6
322-7	Screw - HH	31 9 4	3234-4	Screw - HHF	37 42 4
322-12	Screw - HH	18 25 1	3234-5	Screw - HH	34 56 2
323-4	Screw - HH	45 16 2	3234-5	Screw - HHF	14 44 2
323-4	Screw - HH	1 22 1	3234-7	Screw - HHF	56 7 21
323-6	Screw - HH	19 1 1	3234-11	Screw - HH	32 14 6
323-6	Screw - HH	46 2 1	3234-21	Screw - HH	54 52 2
323-6	Screw - HH	26 11 8	3234-29	Screw - HHF	56 27 6
323-6	Screw - HH	17 12 2	3234-38	Screw - HH	45 22 2
323-6	Screw - HH	25 31 2	3234-38	Screw - HHF	25 17 24
323-6	Screw - HH	18 37 1	3234-40	Screw - HHF	20 4 4
323-7	Screw - Cap Hex. Hd.	9 17 2	3245-31	Screw - Set	29 48 1
323-7	Screw - HH	37 14 4	3250-13	Screw - PH	1 27 4

*Not Illustrated

TORO PART NUMBER INDEX (Cont.)

Part No.	Description	Pg. No.	Ref. No.	Qty.	Part No.	Description	Pg. No.	Ref. No.	Qty.
3250-13	Screw - PPH	15	15	20	3272-6	Pin - Cotter	37	30	3
3250-13	Screw - PPH	2	51	2	3272-7	Pin - Cotter	53	12	1
3250-20	Screw - RH	29	2	4	3272-10	Pin - Cotter	9	11	2
3250-45	Screw - PH	56	17	4	3272-10	Pin - Cotter	14	37	1
3253-3	Washer - Lock	35	8	1	3272-12	Pin - Cotter	22	17	4
3253-3	Washer - Lock	59	22	2	3272-12	Pin - Cotter	23	21	4
3253-3	Washer - Lock	29	27	4	3272-12	Pin - Cotter	23	32	2
3253-3	Washer - Lock	14	28	4	3272-37	Pin - Cotter	49	18	2
3253-3	Washer - Lock	33	37	1	3274-31	Screw - HSBH	2	7	4
3253-4	Washer - Lock	61	4	6	3274-52	Screw - HH	36	39	4
3253-4	Washer - Lock	15	5	8	3274-54	Screw - HSH	45	19	2
3253-4	Washer - Lock	35	13	2	3274-94	Screw - HSBH	52	16	6
3253-4	Washer - Lock	6	14	4	3277-1	Nut - Hex.	6	5	1
3253-6	Washer - Lock	33	21	2	3290-221	Washer - Spring	18	34	1
3253-6	Washer - Lock	27	45	10	3290-221	Washer - Spring	19	36	2
3253-15	Washer - Lock	45	5	5	3290-271	Rivet - Pop	29	41	2
3253-15	Washer - Lock	2	39	2	3290-321	Screw - Hex. Flange Hd.	9	31	2
3253-18	Washer - Lock	36	40	4	3290-357	Nut - Flange	46	13	1
3253-19	Washer - Lock	3	57	3	3290-357	Nut - Flange	35	18	1
3253-21	Washer - Lock	26	10	8	3290-357	Nut - Flange	45	23	2
3253-21	Washer - Lock	17	13	2	3290-357	Nut - Flange	9	37	2
3253-21	Washer - Lock	23	33	8	3290-357	Nut - Flange Head	25	30	2
3253-22	Washer - Lock	14	9	4	3290-357	Nut - Flange Lock	44	1	6
3253-22	Washer - Lock	35	17	1	3290-357	Nut - Flange Lock	1	8	8
3254-1	Washer - Lock	2	36	1	3290-357	Nut - Flange Lock	17	10	4
3254-2	Washer - Lock	33	11	1	3290-357	Nut - Flange Lock	29	14	1
3255-9	Washer - Lock ETLW	44	2	1	3290-357	Nut - Flange Lock	21	16	4
3256-3	Washer - Flat	31	8	4	3290-357	Nut - Flange Lock	18	33	4
3256-4	Washer - Flat	37	12	1	3290-357	Nut - Flange Lock	33	50	2
3256-6	Washer - Flat	25	9	4	3290-378	Tie - Cable	45	26	1
3256-6	Washer - Flat	21	32	2	3290-378	Tie - Cable	54	41	6
3256-14	Washer - Flat	48	30	1	3290-378	Tie - Cable (Europe)	49	34	6
3256-14	Washer - Flat	54	37	2	3290-413	Washer - Belleville	32	12	12
3256-22	Washer - Flat	11	4	4	3290-455	Washer	6	12	1
3256-22	Washer - Flat	2	5	2	3290-456	Washer - Belleville	18	46	2
3256-22	Washer - Flat	15	8	8	3290-477	Washer - Curved	19	28	1
3256-22	Washer - Flat	29	11	4	3290-478	Washer - Belleville	19	17	1
3256-22	Washer - Flat	52	11	12	3290-506	Palnut	52	4	2
3256-22	Washer - Flat	48	18	3	3290-507	Pin - Dowel	18	31	1
3256-22	Washer - Flat	17	19	8	3296-2	Nut - Hex.	53	7	1
3256-22	Washer - Flat	9	39	3	3296-2	Nut - Lock	15	22	20
3256-22	Washer - Flat	14	41	2	3296-2	Nut - Lock	1	30	4
3256-23	Washer - Flat	15	4	8	3296-2	Nut - Lock	9	33	2
3256-23	Washer - Flat	33	5	2	3296-2	Nut - Lock	2	45	2
3256-23	Washer - Flat	53	5	2	3296-3	Nut - Lock	35	28	1
3256-23	Washer - Flat	19	21	1	3296-4	Nut - Lock	14	4	1
3256-23	Washer - Flat	52	21	4	3296-5	Nut - Flange Lock	29	25	1
3256-23	Washer - Flat	48	26	2	3296-5	Nut - Lock	36	12	1
3256-23	Washer - Flat	18	50	2	3296-6	Nut - Lock	9	20	2
3256-24	Washer - Flat	44	17	2	3296-15	Nut - Lock	31	16	1
3256-24	Washer - Flat	52	18	6	3296-23	Nut - Flange Lock	22	12	8
3256-25	Washer - Flat	32	5	2	3296-23	Nut - Lock	25	10	4
3256-25	Washer - Flat	53	10	1	3296-23	Nut - Lock	21	14	4
3256-26	Washer - Flat	9	21	1	3296-23	Nut - Lock	17	16	2
3256-27	Washer - Flat	25	6	4	3296-23	Nut - Lock	9	22	1
3256-27	Washer - Flat	21	31	2	3296-27	Nut - Lock	35	21	2
3256-28	Washer - Flat	31	15	1	3296-27	Rivet - Plastic	44	13	4
3256-45	Washer - Flat	29	24	1	3296-29	Nut - Flange Lock	29	20	8
3256-57	Washer - Flat	56	32	4	3296-29	Nut - Lock	31	6	6
3256-61	Washer - Flat	16	25	14	3296-29	Nut - Lock	53	8	1
3256-61	Washer - Flat	1	29	4	3296-29	Nut - Lock	14	13	1
3256-67	Washer - Flat	46	11	2	3296-29	Nut - Lock	52	19	4
3257-7	Key - Woodruff	31	17	1	3296-29	Nut - Lock	48	27	1
3258-19	Screw - RH	47	2	2	3296-29	Nut - Lock	9	30	1
3272-6	Pin - Cotter	18	3	3	3296-29	Nut - Lock	33	36	2
3272-6	Pin - Cotter	9	7	1	3296-39	Nut - Flange Lock	37	20	4
3272-6	Pin - Cotter	19	8	1	3296-39	Nut - Flange Lock	44	20	1

*Not Illustrated

TORO PART NUMBER INDEX (Cont.)

Part No.	Description	Pg. Ref. No. No. Qty.	Part No.	Description	Pg. Ref. No. No. Qty.
3296-39	Nut - Lock	52 1 6	32128-33	Nut - Flange	2 44 12
3296-39	Nut - Lock	32 11 6	32128-33	Nut - Flange Head	49 12 4
3296-39	Nut - Lock	25 13 6	32128-33	Nut - Flange Lock	37 1 1
3296-39	Nut - Lock	23 16 8	32128-33	Nut - Flange Lock	54 2 5
3296-39	Nut - Lock	35 20 3	32128-33	Nut - Flange Lock	44 4 1
3296-39	Nut - Lock	48 23 1	32128-33	Nut - Flange Lock	48 6 1
3296-39	Nut - Lock	21 28 8	32128-33	Nut - Flange Lock	25 27 4
3296-39	Nut - Lock	19 33 1	32128-33	Nut - HHF	14 24 1
3296-39	Nut - Lock	26 42 4	32128-33	Nut - Lock	1 25 4
3296-39	Nut - Lock	18 45 1	32128-35	Nut - Lock Flange	56 9 23
3296-42	Nut - Lock	19 12 1	32128-36	Nut - Lock	26 38 4
3296-42	Nut - Lock	22 13 2	32128-44	Nut - Flange Lock	17 9 2
3296-42	Nut - Lock	52 13 16	32128-53	Nut - Flange Lock	26 26 2
3296-42	Nut - Lock	56 15 4	32136-2	Nut - Slotted	22 2 2
3296-42	Nut - Lock	45 17 2	32136-3	Nut - Slotted	23 22 4
3296-42	Nut - Lock	48 19 2	32144-4	Screw - HWH	18 9 2
3296-42	Nut - Lock	11 20 5	32144-10	Screw - TAP	6 18 2
3296-42	Nut - Lock	6 32 2	32144-18	Screw - HH	2 22 2
3296-42	Nut - Lock	29 38 4	32144-42	Screw - Spark Arrestor	33 52 1
3296-42	Nut - Lock	9 41 1	32144-52	Screw - PH TAP	15 12 6
3296-44	Nut - Lock	56 14 14	32144-93	Screw - TAP	52 6 2
3296-48	Nut - Lock	21 11 10	32144-116	Screw - PH	6 8 8
3296-48	Nut - Lock	32 16 2	32148-6	Insert - Threaded	56 1 4
3296-58	Nut - Lock	18 11 2	32148-6	Insert - Threaded	2 2 2
3296-59	Nut - Lock	6 13 1	32148-7	Nut - Clinch	56 11 4
3296-76	Nut - Lock	25 33 8	32148-7	Nut - Clinch	1 18 8
32104-88	Screw	1 4 6	32148-7	Nut - Clinch	18 19 2
32105-5	Screw	54 11 1	32148-8	Insert - Threaded (Europe)	34 57 2
32105-8	Screw	54 38 2	32148-8	Nut - Insert (Europe)	14 46 2
32107-11	Nut - Square	47 4 2	32148-9	Insert - Threaded	25 1 8
32113-14	Screw	36 8 2	32148-15	Insert - Threaded	18 4 1
32120-47	Ring - E	9 13 1	32148-15	Nut - Clinch	37 31 1
32120-47	Ring - E	14 33 2	32151-41	Ring - Retaining	30 1 1
32120-47	Ring - Retaining	19 10 3	32151-56	Ring - Retaining	9 16 1
32121-7	Pin - Roll	14 19 1	32151-104	Ring - Snap	22 15 4
32121-24	Pin - Roll	14 21 2	32152-10	Nut	50 12 1
32121-48	Pin - Roll	18 23 1	340-2	Fitting - Straight	49 10 1
32122-24	Screw - RH	45 6 5	340-3	Fitting - Hydraulic Straight	49 26 1
32128-20	Nut - Flange	11 17 1	340-12	Fitting - Hydraulic Straight	54 50 2
32128-20	Nut - Flange	46 18 4	340-77	Fitting - 90°	49 10 1
32128-20	Nut - Flange	6 27 6	340-77	Fitting - Hydraulic 90°	49 6 1
32128-20	Nut - Flange	2 48 3	340-77	Fitting - Hydraulic 90°	54 8 2
32128-20	Nut - Flange Head	49 11 4	340-86	Fitting - Hydraulic Tee	54 1 1
32128-20	Nut - Flange Lock	22 6 2	340-86	Fitting - Hydraulic Tee	48 15 1
32128-20	Nut - Flange Lock	44 18 2	340-87	Fitting - Hydraulic 45°	54 12 1
32128-20	Nut - Flange Lock	17 21 8	340-88	Fitting - Hydraulic Straight	54 32 1
32128-20	Nut - Flange Lock	9 29 2	340-92	Fitting - Hydraulic Straight	49 29 1
32128-20	Nut - Flange Lock	48 33 1	340-94	Fitting - Hydraulic Tee	48 10 1
32128-20	Nut - Flange Lock	33 44 1	340-94	Fitting - Hydraulic Tee	54 47 1
32128-20	Nut - Lock	54 9 4	340-97	Fitting - Hydraulic 90°	54 34 1
32128-20	Nut - Lock	29 37 6	340-132	Fitting - Hydraulic 90°	49 14 4
32128-20	Nut - Lock Flange	56 28 4	340-140	Fitting - Hydraulic Tee	49 28 1
32128-21	Nut - Lock	37 11 1	340-151	Fitting - Hydraulic Tee	49 30 1
32128-23	Nut - Flange	45 24 2	353-781	Fitting - Fuel 90°	45 14 1
32128-23	Nut - Flange Lock	20 5 4	353-987	Fitting - Hydraulic 90°	37 29 1
32128-23	Nut - Flange Lock	25 21 24	354-134	Fitting - Hydraulic 90°	37 40 2
32128-33	Nut - Flange	35 3 2	354-135	Fitting - Hydraulic 90°	37 5 1
32128-33	Nut - Flange	33 13 1	354-136	Fitting - Hydraulic Straight	49 23 1
32128-33	Nut - Flange	32 18 2			

PRODUCT CHANGES

In an effort to make improvements available to TORO owners as quickly as possible, minor changes are incorporated into Toro's products from time to time that do not become immediately shown in the Parts Catalog. If such a change has been made in your unit, which is not reflected in your manual, see your TORO Distributor or his Authorized TORO Service Dealer for information and part numbers.

IDENTIFICATION AND ORDERING

MODEL AND SERIAL NUMBERS

The Workman 3200 has two identification numbers; a model number and a serial number. The two numbers are stamped on a plate which is located on the main frame. In any correspondence concerning the Workman 3200, supply model and serial numbers to assure that correct information and replacement parts are obtained.

To order replacement parts from an Authorized TORO Service Dealer, supply the following information:

1. Model and serial number of the Workman 3200.
2. Part number, description, and the quantity of part(s) desired.

NOTE: Do not order by reference number if a parts catalog is being used; use the PART NUMBER.

TABLE OF CONTENTS

Description	Page	Description	Page
Front Bumper & Hood Assembly	1	Shift Fork Assembly	42
Control Panel Assembly	2-3	Differential Gear Assembly	43
Electrical Schematic (Model 07200 & 07202)	4	Battery Mount Assembly	44
Electrical Schematic (Model 07200TC)	5	Fuel Tank Assembly	45
Steering Linkage Assembly	6	Air Cleaner & Fuel Supply Assembly	46
Steering Gear Assembly No. 87-1500	7-8	Air Cleaner Assembly	47
Brake & Accelerator Pedal Assembly	9	Lift Valve Linkage Assembly	48
Master Brake Cylinder No. 94-3800	10	Lift Valve & Cylinder Assembly	49
Hydraulic Brake Line Routing Assembly	11	Lift Cylinder No. 94-5203	50
Hydraulic Schematic (Model 07200 & 07202)	12	Lift Control Valve Assembly No. 43-1950	51
Hydraulic Schematic (Model 07200TC)	13	Rear Fender & Tail Light Assembly	52
Clutch Linkage Assembly	14	Remote Hydraulics Control Lever & Linkage (Model 07200TC)	53
Seat Base Assembly	15-16	Remote Hydraulics Plumbing Assembly (Model 07200TC)	54-55
Seat Back Assembly	17	Bed & Bed Side Assembly (Standard Equipment on Model 07202 Only)	56
Hi-Lo Shift Levers Assemblies	18	Cylinder Block Assembly	57
Differential Lock & Parking Brake Assemblies	19	Rocker Cover & Cylinder Head Assembly	58
R.O.P.S. Assembly	20	Covers & Oil Pan Assembly	59
Front Suspension Assembly	21	Piston & Crankshaft Assembly	60
Front Suspension Control Arm Assembly	22	Clutch & Clutch Release Assembly	61
Front Wheel Assembly	23	Camshaft & Valves Assembly	62
Front Brake Assembly	24	Balancer & Oil Pressure Switch & Engine Mount	63
Rear Frame Assembly	25	Oil Pump & Filter Assembly	64
Rear Axle Assembly	26-27	Water Pump & Thermostat Assembly	65
Rear Brake Assembly	28	Exhaust & Intake Manifold Assembly	66
Radiator & Hydraulic Pump Assembly	29	Carburetor Installation Assembly	67
Hydraulic Pump Assembly No. 87-5700	30	Carburetor Assembly	68
Hydraulic Pump Drive Assembly	31	Distributor Assembly	69
Engine Frame Assembly	32	Starter Assembly	70
Engine Installation Assembly	33-34	Alternator Assembly	71
Governor Assembly	35	Gasket Kit	72
Governor	36	TORO Part Number Index	73-85
Transaxle Installation Assembly	37-38		
Transaxle Case Assembly	39		
Countershaft Assembly	40		
Transaxle Gear Shafts Assembly	41		

Japanese parts kit number 93-8951 contains all of the individual parts on the preceding pages designated as (Japan).

MAINTENANCE RECORD

Date									

MAINTENANCE RECORD

Date								