



Count on it.

Parts Catalog

**LT3340 Heavy-Duty Triple Turf
Mower Traction Unit**

Model No. 30657—Serial No. 315000001 and Up



Ordering Replacement Parts

To order replacement parts, please supply the part number, the quantity, and the description of each part desired.

Understanding Reference Numbers

Each identified part in an illustration has a reference number. The reference number for a part also appears in the parts list, along with other information about the part.

This catalog uses two special reference number formats, one to indicate parts in a service assembly and another to indicate the quantity of a given part in an illustration.

Service Assembly Reference Numbers

Parts in service assemblies have reference numbers in the form a:b. The a represents the reference number of the entire service assembly and the b represents a sequential number unique to each part within the service assembly.

For example, a wheel assembly might be identified by reference number 6, the tire by 6:1, the valve by 6:2, and the wheel by 6:3. When you order the assembly identified by reference number 6, you receive all parts identified by reference numbers 6:1, 6:2, and 6:3. However, you may also order any part individually. Reference numbers of this type appear in illustration and in parts lists.

Reference Numbers Indicating Quantity

In an illustration, if a reference number indicates more than one part, the reference number has the form nX y. The n represents the quantity of the part, the X is the multiplication symbol, and the y represents the reference number.

For example, in an illustration, the reference number 2X 37 means that two of the parts identified by reference number 37 are indicated.

List of Abbreviations

AR: as required

ASM: assembly

BBC: blade brake control

BHTF: button head thread forming

CARR: carriage

CCW: counter clockwise

CW: clockwise

DEG: degrees

DPA: Dual Point Adjustment

ECM: electronic control module

EXT: external

FH: flat head

GA: gauge

HD: heavy-duty

HF: hex flange

HH: hex head

HHF: hex head flange

HHFTF: hex head flange thread forming

HJ: hex jam

HLH: hex lag head

HOC: height-of-cut

HP: high pressure

HSBH: hex socket button head

HSFH: hex socket flat head

HSH: hex socket head

HWH: hex washer head

HWHTF: hex washer head thread forming

HYD: hydraulic

LH: left hand

LP: low pressure

LPG: Liquefied Petroleum Gas

NI: nylon insert

NPTF: national pipe thread fine

PFH: phillips flat head

PPH: phillips pan head

PPHTF: phillips pan head thread forming

PRH: phillips round head

PTH: phillips truss head

PTO: power-take-off

RH: right hand

ROPS: roll-over protection system

RRB: rear roller brush

SFH: slotted fillister head

SHH: slotted hex head

SHWH: slotted hex washer head

SPH: slotted pan head

SQH: square head

SRH: slotted round head

STD: standard

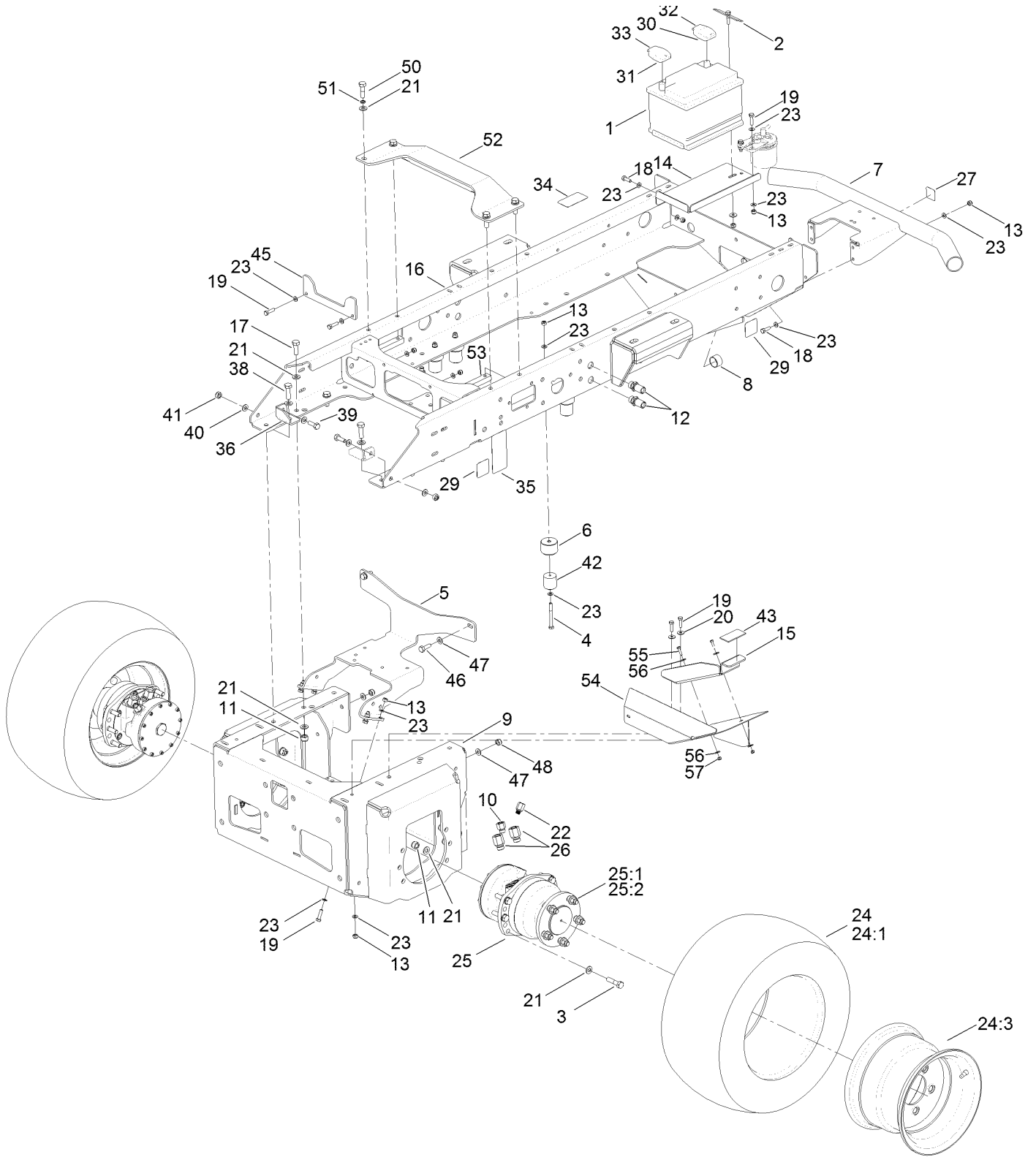
TAP: self tapping

TTH: torx truss head

Contents

| | |
|--|----|
| Main Frame, Front Wheel and Battery Assembly | 4 |
| Radiator and Shroud Assembly | 6 |
| Rear Axle Assembly | 8 |
| Steering Column, Seat and Platform Assembly | 10 |
| Pedal Control Assembly | 12 |
| Fuel Tank and Storage Pod Assembly | 14 |
| Front Lift Arm Assembly | 16 |
| Center Arm Assembly | 18 |
| Roll-Over Protection System Assembly | 20 |
| Hydraulic Oil Tank Assembly | 22 |
| Transmission and Tandem Pump Assembly | 24 |
| Transmission Hydraulic Circuit Assembly | 26 |
| Transmission Manifold Assembly | 28 |
| Hydraulic Circuit Assembly | 30 |
| Hood Assembly | 32 |
| Rear Transmission Block Assembly | 34 |
| Control Panel Assembly | 36 |
| Filter Assembly | 38 |
| Loom Kit | 40 |
| Cutter Component Assembly | 42 |
| Cutter Control Manifold Assembly | 44 |
| Engine and Mounting Assembly | 46 |
| Lift Manifold Assembly | 48 |
| Electrical Assembly | 49 |
| Lift / Steer Hydraulic Circuit Assembly | 50 |
| Center Flap Kit | 52 |
| Crankcase Assembly | 53 |
| Oil Pan and Oil Pump Assembly | 54 |
| Cylinder Head Assembly | 55 |
| Gear Case and Oil Filter Cartridge Assembly | 56 |
| Cylinder Head Cover Assembly | 57 |
| Dipstick and Guide Assembly | 58 |
| Main Bearing Case Assembly | 59 |
| Camshaft and Idle Gear Shaft Assembly | 60 |
| Piston and Crankshaft Assembly | 61 |
| Flywheel Assembly | 62 |
| Fuel Camshaft and Governor Shaft Assembly | 63 |
| Idle Apparatus and Stop Solenoid Assembly | 64 |
| Injection Pump and Fuel Pump Assembly | 65 |
| Speed Control Plate Assembly | 66 |
| Nozzle Holder and Glow Plug Assembly | 67 |
| Nozzle Holder Assembly | 68 |
| Governor Assembly | 69 |
| Fuel Filter Assembly | 70 |
| Alternator and Pulley Assembly | 71 |
| Alternator Components Assembly | 72 |
| Starter Assembly | 73 |
| Starter (Component Part) Assembly | 74 |
| Water Flange and Thermostat Assembly | 75 |
| Water Pump Assembly | 76 |
| Valve and Rocker Arm Assembly | 77 |
| Intake and Exhaust Manifold Assembly | 78 |
| Miscellaneous Engine Parts | 79 |
| Attachments and Accessories | 80 |

Main Frame, Front Wheel and Battery Assembly

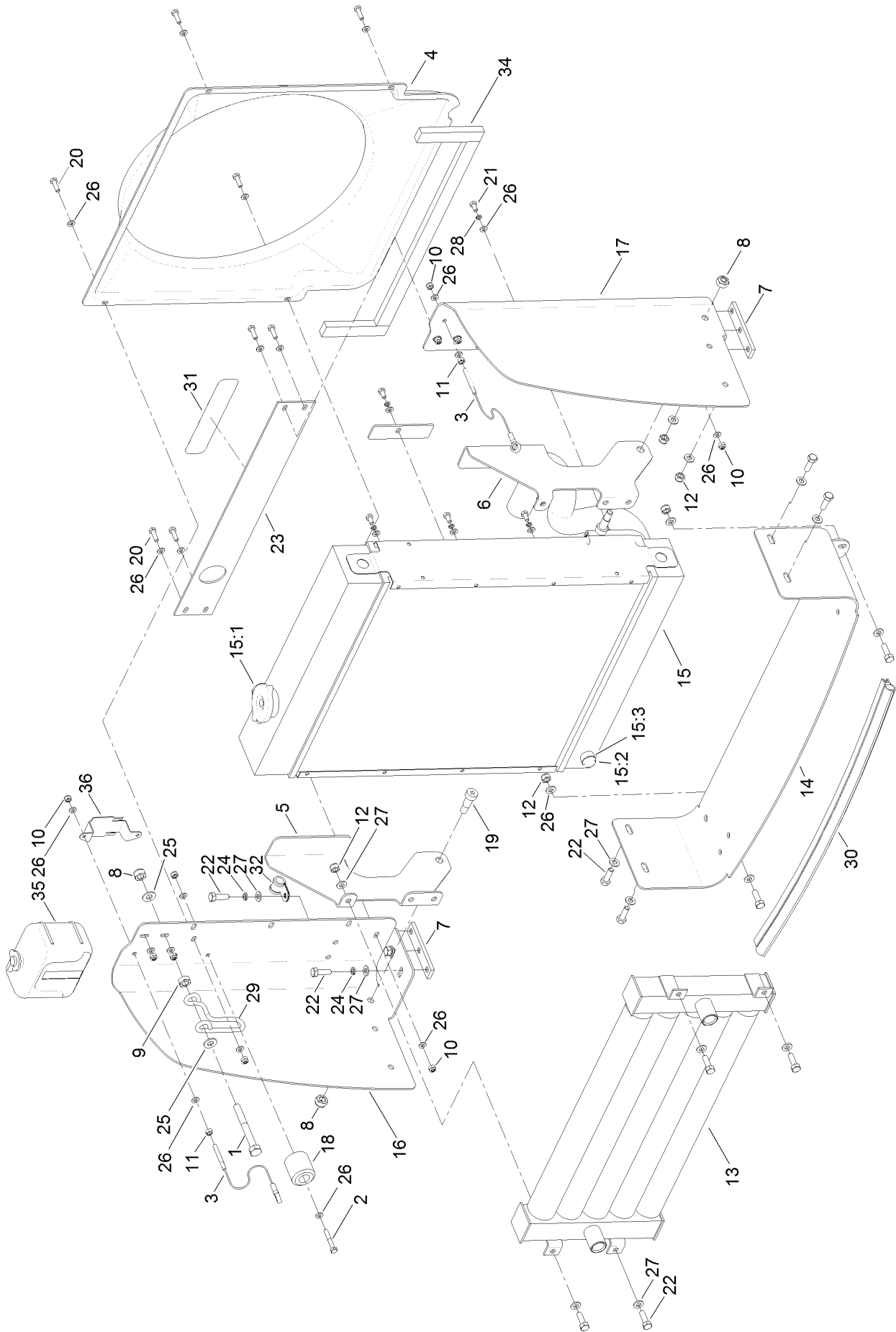


Main Frame, Front Wheel and Battery Assembly (continued)

| <i>Ref.</i> | <i>Part Number</i> | <i>Qty.</i> | <i>Description</i> | <i>Ref.</i> | <i>Part Number</i> | <i>Qty.</i> | <i>Description</i> |
|-------------|--------------------|-------------|------------------------------|-------------|--------------------|-------------|------------------------------|
| 1 | 70-09-015 | 1 | Battery | 25:2 | 74-07-016 | 5 | Nut |
| 2 | 70-01-340 | 1 | Retainer-Battery | 26 | 111-3529 | 4 | Adaptor |
| 3 | 09552 | 12 | Screw-HH | 27 | 70-13-072 | 1 | Decal |
| 4 | ZBH1H080U | 4 | Bolt | 29 | 950832 | 4 | Decal |
| 5 | 111-6791-03 | 1 | Bracket-Manifold, Cutter | 30 | 70-09-171 | 1 | Terminal-Positive |
| 6 | 111-5305 | 4 | Bump-Stop | 31 | 70-09-172 | 1 | Terminal-Negative |
| 7 | 111-3110-03 | 1 | Bumper-Rear | 32 | 111-3690 | 1 | Cable-Battery, Positive |
| 8 | 65-07-051 | 2 | Bushing | 33 | 70-09-170 | 1 | Cable-Battery, Negative |
| 9 | 111-2105-03 | 1 | Chassis-Front | 34 | 950889 | 1 | Decal-Warning, Hot Surface |
| 10 | 111-3509 | 2 | Adaptor | 35 | 111-3901 | 1 | Decal-Transmission, Oil |
| 11 | ZNN1L000U | 18 | Nut-Nyloc | 36 | 111-7092-03 | 2 | Bracket-Chassis, Universal |
| 12 | 09-06-216 | 2 | Adaptor-Bulkhead | 38 | ZDH1L040U | 2 | Screw-HH |
| 13 | 09441 | 21 | Nut-Hex, NI | 39 | 09392 | 2 | Screw-HH |
| 14 | 111-2599-03 | 1 | Plate-Mount, Battery | 40 | ZWQ1J000U | 4 | Washer-Plain |
| 15 | 111-3217-03 | 1 | Support-Platform, Front (LH) | 41 | ZNN1J000U | 2 | Nut-Hex, NI |
| 16 | 111-2100-03 | 1 | Chassis-Rear | 42 | 61-07-003 | 4 | Buffer-Rubber |
| 17 | ZDH1L035U | 4 | Screw-HH | 43 | HY910808 | 1 | Strip-Neoprene |
| 18 | 03162 | 6 | Screw-HH | 45 | 111-5538-03 | 1 | Location-Plate |
| 19 | 09369 | 10 | Screw-HH | 46 | 09392 | 2 | Screw-HH |
| 20 | 09267 | 3 | Washer | 47 | 09479 | 4 | Washer |
| 21 | HY09485 | 40 | Washer-Plain | 48 | ZNN1J000U | 2 | Nut-Hex, NI |
| 22 | 111-3538 | 2 | Adaptor | 50 | 63-11-010 | 4 | Bolt-HH |
| 23 | ZWP1H000U | 36 | Washer-Plain | 51 | 09599 | 4 | Washer-Spring |
| 24 | 111-6878 | 2 | Wheel ASM | 52 | 111-7065-03 | 1 | Brace |
| 24:1 | 111-6879 | 1 | Rim-Wheel | 53 | 111-7094 | 2 | Nut Strip-Chassis Brace |
| 24:2 | 74-07-012 | 1 | Tube-Inner ● | 54 | 111-7252-03 | 1 | Deflector-Grass, Cutter (LH) |
| 24:3 | 74-07-027 | 1 | Tire | 55 | 09364 | 2 | Screw-HH |
| 25 | 111-6761 | 2 | HYD Motor ASM | 56 | 09262 | 4 | Washer |
| 25:1 | 111-7059 | 5 | Stud-Wheel | 57 | 09544 | 2 | Nut-Nyloc |

● Not illustrated

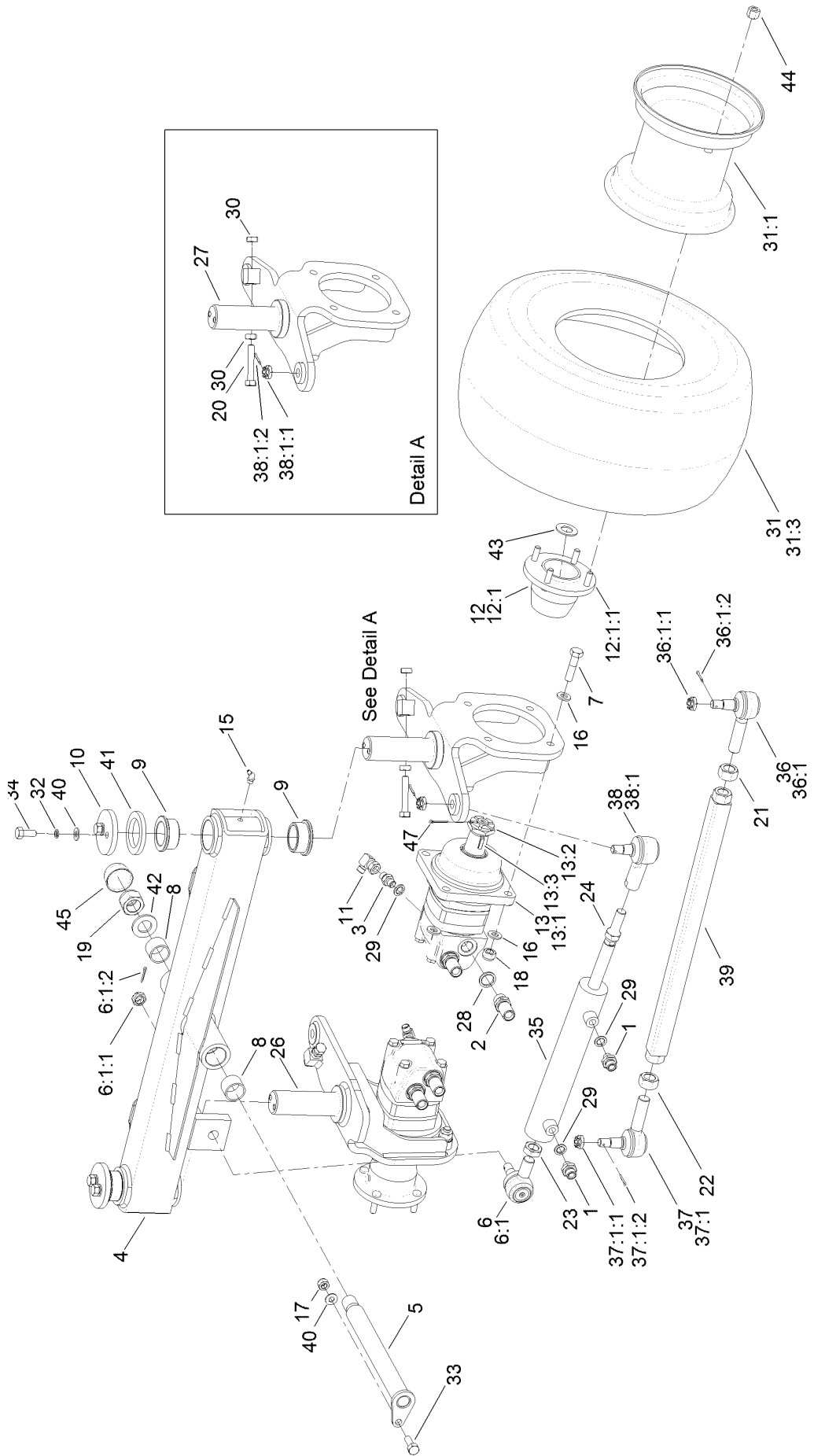
Radiator and Shroud Assembly



Radiator and Shroud Assembly (continued)

| <i>Ref.</i> | <i>Part Number</i> | <i>Qty.</i> | <i>Description</i> | <i>Ref.</i> | <i>Part Number</i> | <i>Qty.</i> | <i>Description</i> |
|-------------|--------------------|-------------|----------------------|-------------|--------------------|-------------|----------------------------|
| 1 | ZBH1J090U | 1 | Screw-HH | 17 | 111-3007-03 | 1 | Bracket-Radiator, RH |
| 2 | ZBH1F040U | 2 | Screw-HH | 18 | 61-07-003 | 2 | Buffer-Rubber |
| 3 | 924825 | 2 | Cable-Stay, Cover | 19 | ZIS1J020S | 2 | Bolt-Shoulder, Socket Head |
| 4 | 111-3301 | 1 | Cowl-Fan | 20 | 09363 | 8 | Screw-HH |
| 5 | 111-3010-03 | 1 | Hinge-Oil Cooler, LH | 21 | 09361 | 6 | Screw-HH |
| 6 | 111-3011-03 | 1 | Hinge-Oil Cooler, RH | 22 | 03162 | 16 | Screw-HH |
| 7 | 111-3281 | 2 | Bar-Nut | 23 | 111-3008-03 | 1 | Seal-Top |
| 8 | ZNN1J000U | 3 | Nut-Hex, NI | 24 | 03469 | 6 | Washer-Spring |
| 9 | 09449 | 1 | Nut | 25 | ZWQ1J000U | 2 | Washer-Plain |
| 10 | 09438 | 12 | Nut-Nyloc | 26 | 09472 | 30 | Washer-Plain |
| 11 | 09437 | 2 | Nut | 27 | ZWP1H000U | 24 | Washer-Plain |
| 12 | 09441 | 10 | Nut-Hex, NI | 28 | 09474 | 6 | Washer-Spring |
| 13 | 70-06-171 | 1 | Cooler-Oil | 29 | 104-5429 | 1 | Clamp-Form, Wire |
| 14 | 111-3009-03 | 1 | Plate-Seal, Lower | 30 | 994808 | 3 | Excluder-Draught |
| 15 | 111-5193 | 1 | Radiator ASM | 31 | 111-3902 | 1 | Decal-Engine, Fan/Radiator |
| 15:1 | 111-0698 | 1 | Cap-Radiator | 32 | 111-6082 | 1 | Clamp-Cable |
| 15:2 | 30-06-200 | 1 | Plug-HYD | 34 | 111-7053 | 1 | Seal-Bubble, Side |
| 15:3 | 200134 | 1 | Washer | 35 | 111-7452 | 1 | Tank, Reserve-Coolant Kit |
| 16 | 111-3006-03 | 1 | Bracket-Radiator, LH | 36 | 108-9930-03 | 1 | Bracket-Bottle |

Rear Axle Assembly



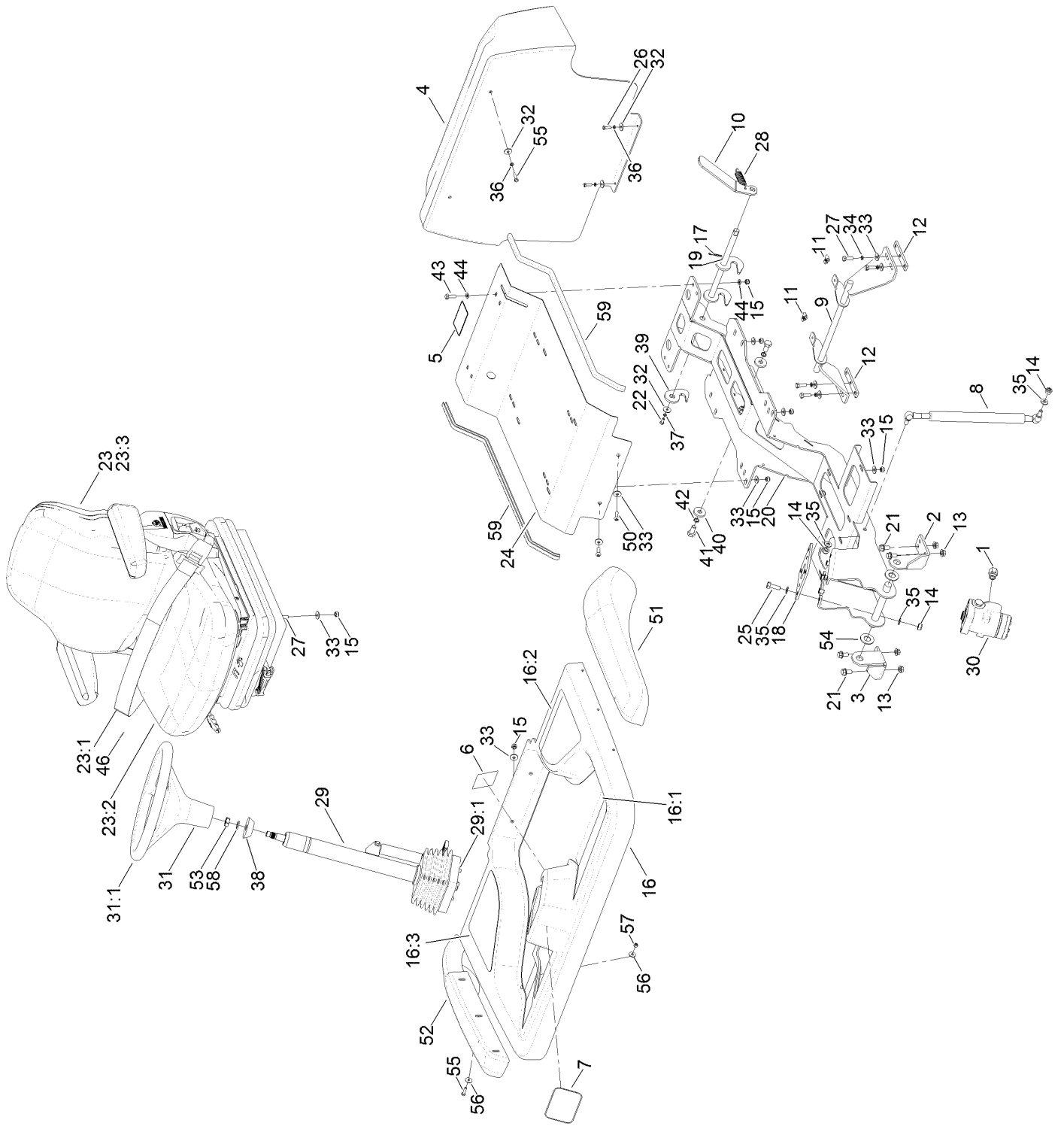
Rear Axle Assembly (continued)

| <i>Ref.</i> | <i>Part Number</i> | <i>Qty.</i> | <i>Description</i> | <i>Ref.</i> | <i>Part Number</i> | <i>Qty.</i> | <i>Description</i> |
|-------------|--------------------|-------------|---------------------------|-------------|--------------------|-------------|-----------------------------------|
| 1 | 50-06-009 | 2 | Adaptor-Bsp | 28 | 10-06-032 | 4 | Seal-Dowty |
| 2 | 09-06-216 | 4 | Adaptor-Bulkhead | 29 | 10-06-030 | 4 | Seal-Dowty |
| 3 | 10-06-085 | 2 | Adaptor | 30 | 09449 | 4 | Nut |
| 4 | 111-4995-03 | 1 | Axle-Rear | 31 | 111-6876 | 2 | Wheel ASM |
| 5 | 111-3265 | 1 | Pin-Axle | 31:1 | 111-6877 | 1 | Rim-Wheel |
| 6 | 111-6578-03 | 1 | Joint-Ball | 31:2 | 72-07-068 | 1 | Tube-Inner ● |
| 6:1 | | 1 | Ball Joint ■ | 31:3 | 924803 | 1 | Tire |
| 6:1:1 | 111-5116 | 1 | Nut-Castle | 32 | 09480 | 4 | Washer-Spring |
| 6:1:2 | 09306 | 1 | Pin-Split | 33 | 09392 | 1 | Screw-HH |
| 7 | 09552 | 8 | Screw-HH | 34 | 09395 | 4 | Screw-HH |
| 8 | 70-05-031 | 2 | Bushing | 35 | 924724 | 1 | HYD Steering Cylinder ASM |
| 9 | 111-3681 | 4 | Bushing-Flanged, Oilite | 35:1 | 111-4872 | 1 | Seal Kit ● |
| 10 | 70-01-197 | 2 | Cap-Washer | 36 | 111-6065-03 | 1 | Rod End-Track, RH |
| 11 | 31-06-004 | 2 | Elbow-Compact | 36:1 | | 1 | Rod End-RH ■ |
| 12 | 111-5176-03 | 2 | Wheel Hub ASM | 36:1:1 | 111-5116 | 1 | Nut-Castle |
| 12:1 | | 1 | Hub-Wheel ■ | 36:1:2 | 09306 | 1 | Pin-Split |
| 12:1:1 | 65-07-019 | 4 | Stud-Wheel ● | 37 | 111-6066-03 | 1 | Rod End-Track, LH |
| 13 | 111-2260 | 2 | HYD Motor ASM | 37:1 | | 1 | Rod End-LH ■ |
| 13:1 | 111-3421 | 1 | Seal Kit ● | 37:1:1 | 111-5116 | 1 | Nut-Castle |
| 13:2 | 70-06-081 | 1 | Castle-Nut | 37:1:2 | 09306 | 1 | Pin-Split |
| 13:3 | 70-06-089 | 1 | Key | 38 | 111-5087-03 | 1 | Joint-Ball, Steering Cylinder Rod |
| 15 | 63-07-027 | 3 | Zerk-Grease, Bsp (90 DEG) | 38:1 | | 1 | Joint-Ball ■ |
| 16 | HY09485 | 16 | Washer-Plain | 38:1:1 | 111-5116 | 1 | Nut-Castle |
| 17 | ZNN1J000U | 1 | Nut-Hex, NI | 38:1:2 | 09306 | 1 | Pin-Split |
| 18 | 09650 | 8 | Nut-Hex, Nyloc | 39 | 111-2560-03 | 1 | Rod-Track |
| 19 | ZNN1X000U | 1 | Nut-Hex, Nyloc | 40 | ZWQ1J000U | 5 | Washer-Plain |
| 20 | ZDH1J060U | 2 | Setscrew-HH | 41 | 70-07-149 | 2 | Washer-Felt |
| 21 | 70-11-002 | 1 | Nut | 42 | 09555 | 1 | Washer |
| 22 | 70-11-001 | 1 | Nut | 43 | ZWP1T000U | 2 | Washer-Plain |
| 23 | 09828 | 1 | Nut | 44 | 65-07-009 | 8 | Nut-Wheel, Dome |
| 24 | 09827 | 1 | Nut | 45 | 10-11-100 | 1 | Cap-Nut |
| 26 | 111-4982-03 | 1 | RH Rear Yoke ASM | 47 | 70-11-004 | 2 | Pin-Split |
| 27 | 111-4983-03 | 1 | LH Rear Yoke ASM | | | | |

● Not illustrated

■ Not serviced separately

Steering Column, Seat and Platform Assembly

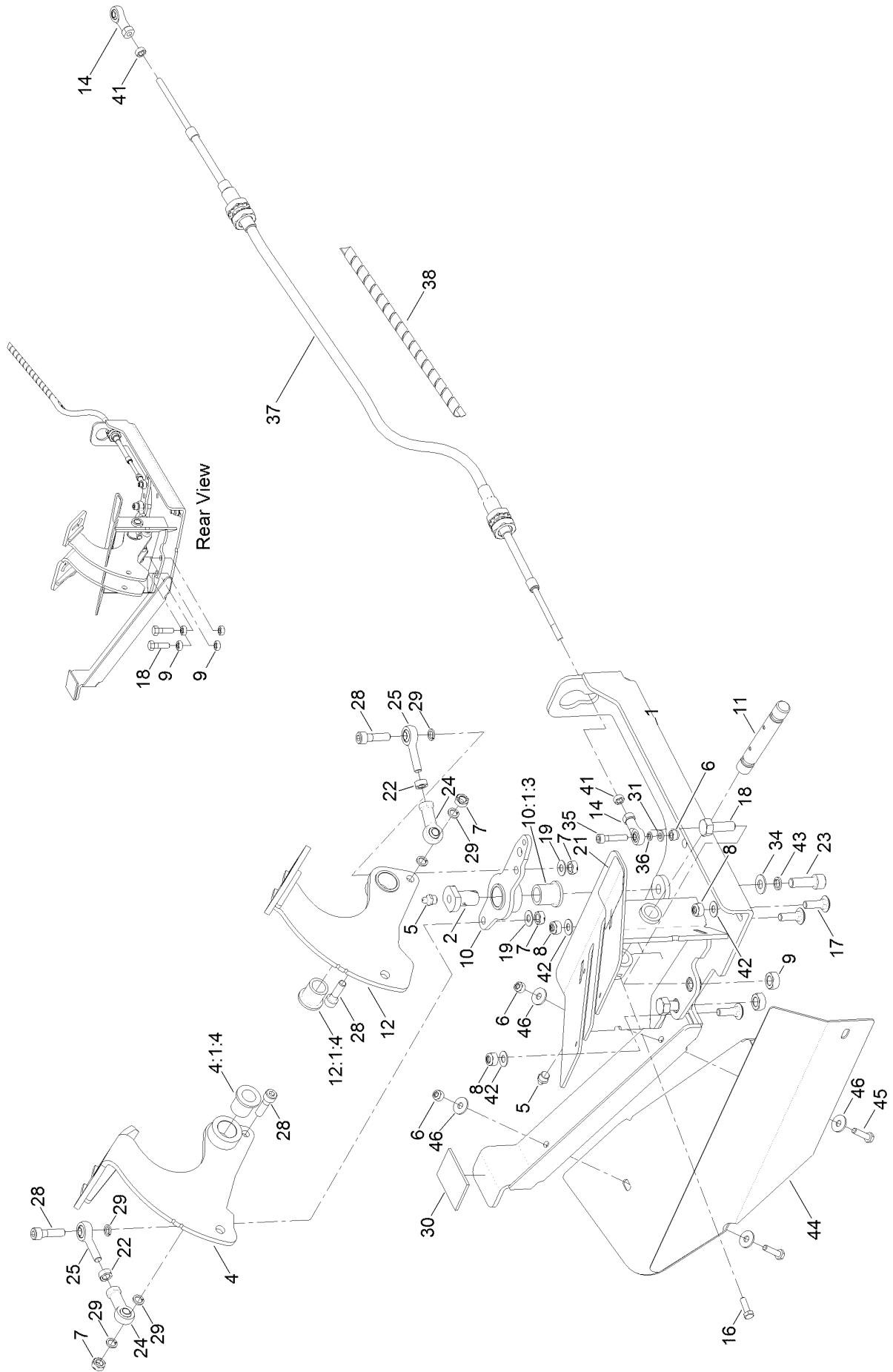


Steering Column, Seat and Platform Assembly (continued)

| <i>Ref.</i> | <i>Part Number</i> | <i>Qty.</i> | <i>Description</i> | <i>Ref.</i> | <i>Part Number</i> | <i>Qty.</i> | <i>Description</i> |
|-------------|--------------------|-------------|----------------------------|-------------|--------------------|-------------|-------------------------|
| 1 | 111-3509 | 5 | Adaptor | 27 | 03162 | 8 | Screw-HH |
| 2 | 111-3243-03 | 1 | Bracket-Platform Pivot, LH | 28 | 70-07-063 | 1 | Spring-Extension |
| 3 | 111-2665-03 | 1 | Bracket-Platform Pivot, RH | 29 | 111-6756 | 1 | Steering Column ASM |
| 4 | 111-3293 | 1 | Bulkhead | 29:1 | 110-6462 | 1 | Bellows-Rubber |
| 5 | 111-3566 | 1 | Decal-Latch, Platform | 29:2 | 110-6463 | 1 | Cylinder Service Kit ● |
| 6 | 111-3562 | 1 | Decal | 30 | 111-7464 | 1 | Valve-Steering, Control |
| 7 | 67-1300 | 1 | Decal | 31 | 98-1471 | 1 | Wheel-Steering |
| 8 | 111-3510 | 1 | Spring-Gas | 31:1 | 98-1468 | 1 | Cover-Wheel, Steering |
| 9 | 111-3140-03 | 1 | Bar-Latch | 32 | 09263 | 5 | Washer |
| 10 | 111-3269-03 | 1 | Lever-Latch, Platform | 33 | 09267 | 20 | Washer |
| 11 | 410076 | 2 | Nut | 34 | 03469 | 4 | Washer-Spring |
| 12 | 111-3281 | 2 | Bar-Nut | 35 | ZWQ1J000U | 10 | Washer-Plain |
| 13 | 63-11-015 | 4 | Nut-Flanged | 36 | 09264 | 4 | Washer-Spring |
| 14 | ZNN1J000U | 6 | Nut-Hex, NI | 37 | 09474 | 1 | Washer-Spring |
| 15 | 09441 | 16 | Nut-Hex, NI | 38 | 93-5429 | 1 | Collar-Foam |
| 16 | 111-3296 | 1 | Operator Platform ASM | 39 | 111-3268 | 1 | Latch-Plate, Platform |
| 16:1 | 111-3506 | 1 | Mat-Floor | 40 | 63-01-115 | 2 | Washer |
| 16:2 | 111-3507 | 1 | Mat-Side, LH | 41 | 09571 | 2 | Screw-HH |
| 16:3 | 111-3508 | 1 | Mat-Side, RH | 42 | 09599 | 2 | Washer-Spring |
| 17 | 70-11-004 | 1 | Pin-Split | 43 | 03162 | 2 | Screw-HH |
| 18 | 111-2899-03 | 1 | Plate-Mount Pump, Steering | 44 | ZWP1H000U | 4 | Washer-Plain |
| 19 | 111-3266 | 1 | Latch-Platform | 46 | 98-1459 | 1 | Decal |
| 20 | 111-2640-03 | 1 | Support-Platform | 50 | ZHS1H025U | 2 | Screw-HSBH |
| 21 | 63-11-018 | 4 | Screw-Durloc | 51 | 111-4921 | 1 | Mudguard-LH |
| 22 | 09362 | 1 | Screw-HH | 52 | 111-4922 | 1 | Mudguard-RH |
| 23 | 111-4935 | 1 | Seat ASM (Incl. Seat Belt) | 53 | 09827 | 1 | Nut |
| 23:1 | 111-4936 | 1 | Retractable Seat Belt ASM | 54 | 09499 | 2 | Washer |
| 23:2 | 111-5543 | 1 | Cushion Seat | 55 | 09364 | 8 | Screw-HH |
| 23:3 | 111-5544 | 1 | Cushion Backrest | 56 | 09262 | 12 | Washer |
| 23:99 | 111-0410 | 1 | Switch Operator Presence ● | 57 | 09438 | 6 | Nut-Nyloc |
| 24 | 111-3069-03 | 1 | Pan-Seat | 58 | HY4200 | 1 | Washer-Spring |
| 25 | 09392 | 4 | Screw-HH | 59 | 50-08-001 | 2 | Edging-Rubber |
| 26 | 09363 | 2 | Screw-HH | 99 | 994808 | 1 | Excluder-Draught ● |

● Not illustrated

Pedal Control Assembly



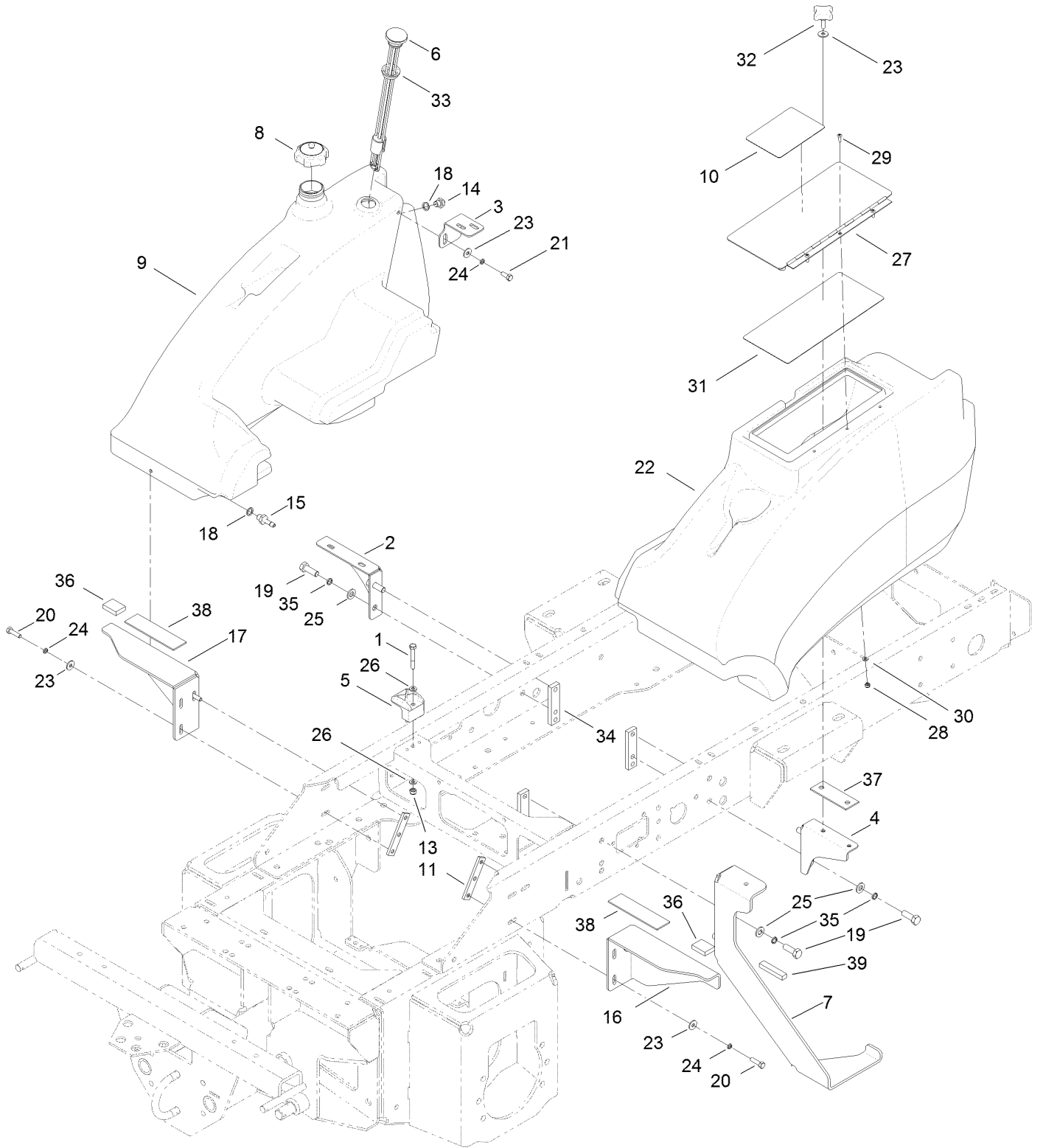
Pedal Control Assembly (continued)

| <i>Ref.</i> | <i>Part Number</i> | <i>Qty.</i> | <i>Description</i> | <i>Ref.</i> | <i>Part Number</i> | <i>Qty.</i> | <i>Description</i> |
|-------------|--------------------|-------------|------------------------|-------------|--------------------|-------------|----------------------------|
| 1 | 111-7175-03 | 1 | Pedal-Mounting ASM | 19 | 09475 | 2 | Washer |
| 2 | 111-7122 | 1 | Boss - Link Pedal | 21 | 111-3567 | 1 | Decal-Pedal Operation |
| 4 | 111-7170-03 | 1 | Pedal-Traction, Fwd | 22 | ZNH1H000U | 2 | Nut-Hex |
| 4:1 | | 1 | Pedal-Traction, Fwd ■● | 23 | ZCS1J030U | 1 | Screw-Soc |
| 4:1:4 | 953868 | 1 | Bushing-Oilite, Flange | 24 | 111-2896 | 2 | Rod-End, Female |
| 5 | 10-11-017 | 2 | Zerk-Grease, Straight | 25 | 111-6147 | 2 | Rod End |
| 6 | 09544 | 3 | Nut-Nyloc | 28 | ZCS1H030U | 4 | Screw-Cap |
| 7 | ZNB1H000U | 4 | Nut | 29 | 111-6948 | 6 | Washer-Spring |
| 8 | 09441 | 3 | Nut-Hex, NI | 30 | HY910808 | 1 | Strip-Neoprene |
| 9 | 09449 | 2 | Nut | 31 | 09472 | 1 | Washer-Plain |
| 10 | 111-7068-03 | 1 | Link - Pedal Mk3 | 34 | 09479 | 1 | Washer |
| 10:1 | | 1 | Link - Pedal Mk3 ■● | 35 | 111-4586 | 1 | Screw-HSH |
| 10:1:3 | 953868 | 1 | Bushing-Oilite, Flange | 36 | 09474 | 1 | Washer-Spring |
| 11 | 111-1310 | 1 | Pin-Control, Pedal | 37 | 111-7140 | 1 | Cable-Transmission |
| 12 | 111-7171-03 | 1 | Pedal-Traction, Rev | 38 | 111-6133 | 1 | Guard-Spiral |
| 12:1 | | 1 | Pedal-Traction, Rev ■● | 41 | 09437 | 2 | Nut |
| 12:1:4 | 953868 | 1 | Bushing-Oilite, Flange | 42 | 09267 | 3 | Washer |
| 14 | 111-4579 | 2 | Rod End-Female/Female | 43 | 09480 | 1 | Washer-Spring |
| 16 | 09363 | 2 | Screw-HH | 44 | 111-7253-03 | 1 | Deflector-Grass, Cutter RH |
| 17 | 09373 | 3 | Bolt-Coach | 45 | 09364 | 2 | Screw-HH |
| 18 | 09392 | 2 | Screw-HH | 46 | 09262 | 4 | Washer |

● Not illustrated

■ Not serviced separately

Fuel Tank and Storage Pod Assembly

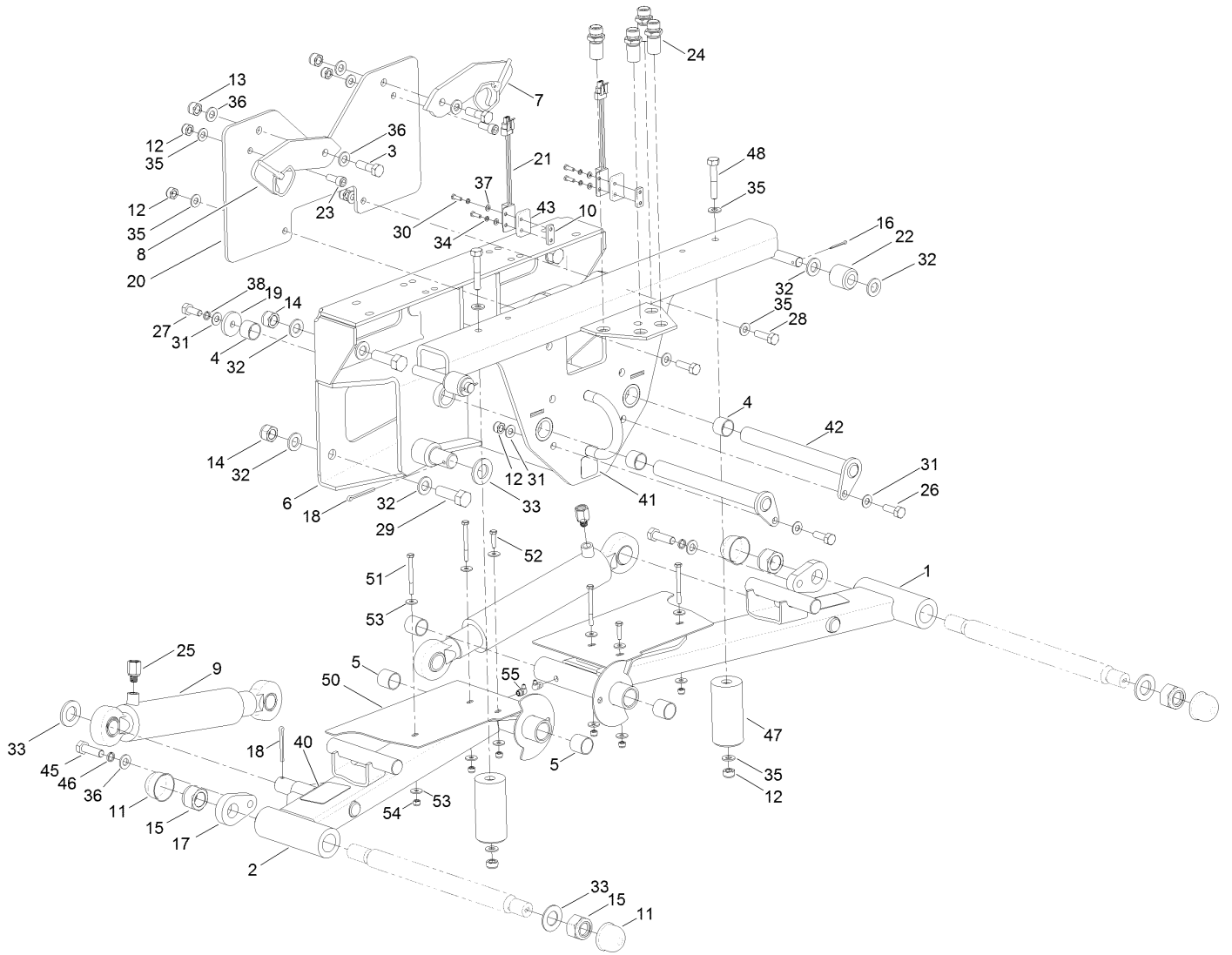


Fuel Tank and Storage Pod Assembly (continued)

| <i>Ref.</i> | <i>Part Number</i> | <i>Qty.</i> | <i>Description</i> | <i>Ref.</i> | <i>Part Number</i> | <i>Qty.</i> | <i>Description</i> |
|-------------|--------------------|-------------|--------------------------|-------------|--------------------|-------------|-------------------------|
| 1 | 09565 | 1 | Screw-HH | 22 | 111-3295 | 1 | Pod-Storage |
| 2 | 111-3452-03 | 1 | Bracket-Fuel Tank | 23 | 09267 | 9 | Washer |
| 3 | 111-3453-03 | 1 | Bracket-Fuel Tank, Upper | 24 | 03469 | 6 | Washer-Spring |
| 4 | 111-3424-03 | 1 | Bracket-Storage Pod | 25 | HY09485 | 6 | Washer-Plain |
| 5 | 107-4543 | 1 | Clamp | 26 | ZWP1H000U | 2 | Washer-Plain |
| 6 | 104-5603 | 1 | Gauge-Level, Fuel | 27 | 111-7242-03 | 1 | Cover-Storage |
| 7 | 111-7306-01 | 1 | Step-Foot, Rev | 28 | 09430 | 3 | Nut-Nyloc |
| 8 | 111-3531 | 1 | Cap-Fuel | 29 | 111-3381 | 3 | Screw-HSBH |
| 9 | 111-3294 | 1 | Tank-Fuel | 30 | 09470 | 3 | Washer |
| 10 | 111-5007 | 1 | Decal-Inclines, Warning | 31 | 111-7249 | 1 | Decal-Maintenance |
| 11 | 111-3281 | 2 | Bar-Nut | 32 | 111-3666 | 3 | Handwheel |
| 13 | 09441 | 1 | Nut-Hex, NI | 33 | 95-8972 | 1 | Grommet |
| 14 | 910352 | 1 | Pipe-Fuel, Return | 34 | 111-4490 | 3 | Bar-Nut |
| 15 | 910351 | 1 | Pipe-Suction, Fuel | 35 | 09599 | 6 | Washer-Spring |
| 16 | 111-3454-03 | 1 | Support-Platform, LH | 36 | 111-5386 | 2 | Pad-Rubber |
| 17 | 111-3455-03 | 1 | Support-Platform, RH | 37 | 111-5388 | 1 | Pad-Rubber, Storage Pod |
| 18 | 111-3925 | 2 | Washer-Fibre | 38 | HY910808 | 1 | Strip-Neoprene |
| 19 | ZDH1L035U | 6 | Screw-HH | 39 | 50-08-001 | 1 | Edging-Rubber |
| 20 | 09369 | 4 | Screw-HH | 99 | 70-07-067 | 1 | Tape-Slip, Anti ● |
| 21 | 09368 | 2 | Screw-HH | | | | |

● Not illustrated

Front Lift Arm Assembly

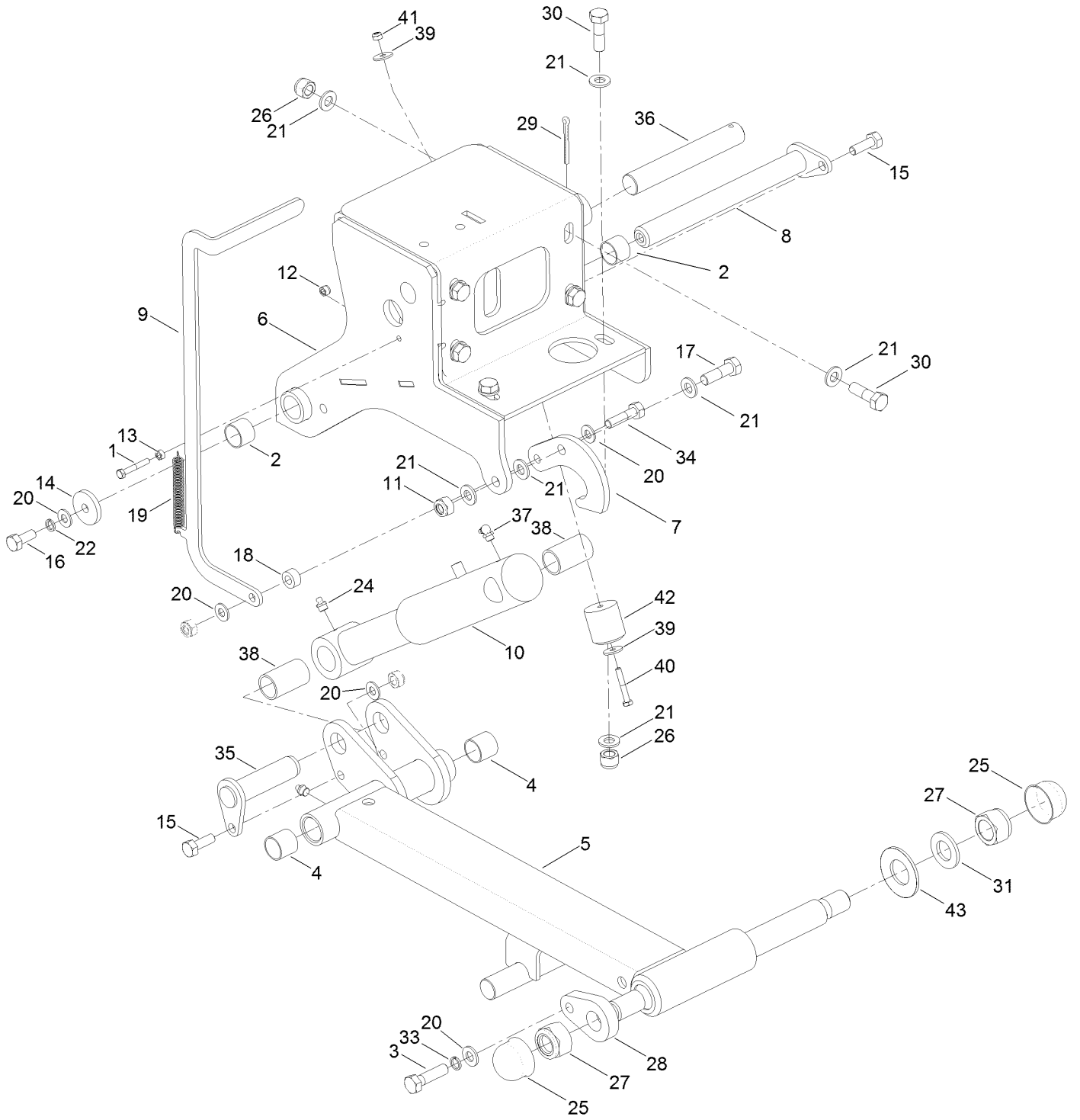


Front Lift Arm Assembly (continued)

| <i>Ref.</i> | <i>Part Number</i> | <i>Qty.</i> | <i>Description</i> | <i>Ref.</i> | <i>Part Number</i> | <i>Qty.</i> | <i>Description</i> |
|-------------|--------------------|-------------|--------------------------|-------------|--------------------|-------------|---------------------------|
| 1 | 111-1390-03 | 1 | Arm-Front, RH | 27 | 09395 | 2 | Screw-HH |
| 2 | 111-4100-03 | 1 | Arm-Front, LH | 28 | ZDH1J035U | 4 | Screw-HH |
| 3 | 63-11-010 | 2 | Bolt-HH | 29 | ZDH1P050U | 8 | Screw-HH |
| 4 | 74-07-028 | 4 | Bushing | 30 | ZDH1E016U | 4 | Screw-HH |
| 5 | 876066 | 4 | Bushing | 31 | 09479 | 6 | Washer |
| 6 | 111-7132-03 | 1 | Front Arm Pivot ASM | 32 | 09491 | 20 | Washer-Plain |
| 7 | 994350C | 1 | Latch-LH | 33 | 09555 | 6 | Washer |
| 8 | 994355C | 1 | Latch-RH | 34 | 09644 | 4 | Washer-Spring |
| 9 | 111-1998 | 2 | HYD Lift Cylinder ASM | 35 | ZWQ1J000U | 14 | Washer-Plain |
| 9:1 | 111-3471 | 1 | Seal Kit ● | 36 | HY09485 | 6 | Washer-Plain |
| 10 | 111-3336 | 2 | Bar-Switch, Proximity | 37 | 09470 | 4 | Washer |
| 11 | 10-11-100 | 4 | Cap-Nut | 38 | 09480 | 2 | Washer-Spring |
| 12 | ZNN1J000U | 10 | Nut-Hex, NI | 40 | 70-13-077 | 2 | Decal-Danger |
| 13 | 09650 | 2 | Nut-Hex, Nyloc | 41 | 70-13-072 | 1 | Decal |
| 14 | 09456 | 8 | Nut | 42 | 111-3248 | 2 | Pin-Pivot, Front Arm |
| 15 | ZNN1X000U | 4 | Nut-Hex, Nyloc | 43 | 111-3676 | 2 | Spacer-Switch, Proximity |
| 16 | 70-11-005 | 2 | Pin-Split | 45 | ZDH1L040U | 2 | Screw-HH |
| 17 | 63-01-185W | 2 | Retainer-Pin | 46 | 09599 | 2 | Washer-Spring |
| 18 | 74-11-003 | 4 | Pin-Split | 47 | 111-4157 | 2 | Stop-Bump |
| 19 | 111-3366 | 2 | Plate-Retaining, Bushing | 48 | 09397 | 2 | Bolt |
| 20 | 111-4093-03 | 1 | Mount-Latch, Plate | 50 | 111-6822-03 | 2 | Deflector- Arm, Mounted |
| 21 | 105-0023 | 2 | Switch-Proximity | 51 | 09703 | 4 | Bolt-HH |
| 22 | 922112 | 2 | Roller | 52 | 09364 | 2 | Screw-HH |
| 23 | ZCS1J025U | 2 | Screw-HSH | 53 | 09262 | 12 | Washer |
| 24 | 09-06-216 | 4 | Adaptor-Bulkhead | 54 | 09544 | 6 | Nut-Nyloc |
| 25 | 111-3538 | 2 | Adaptor | 55 | 63-07-027 | 2 | Zerk-Grease, Bsp (90 DEG) |
| 26 | 09392 | 2 | Screw-HH | | | | |

● Not illustrated

Center Arm Assembly

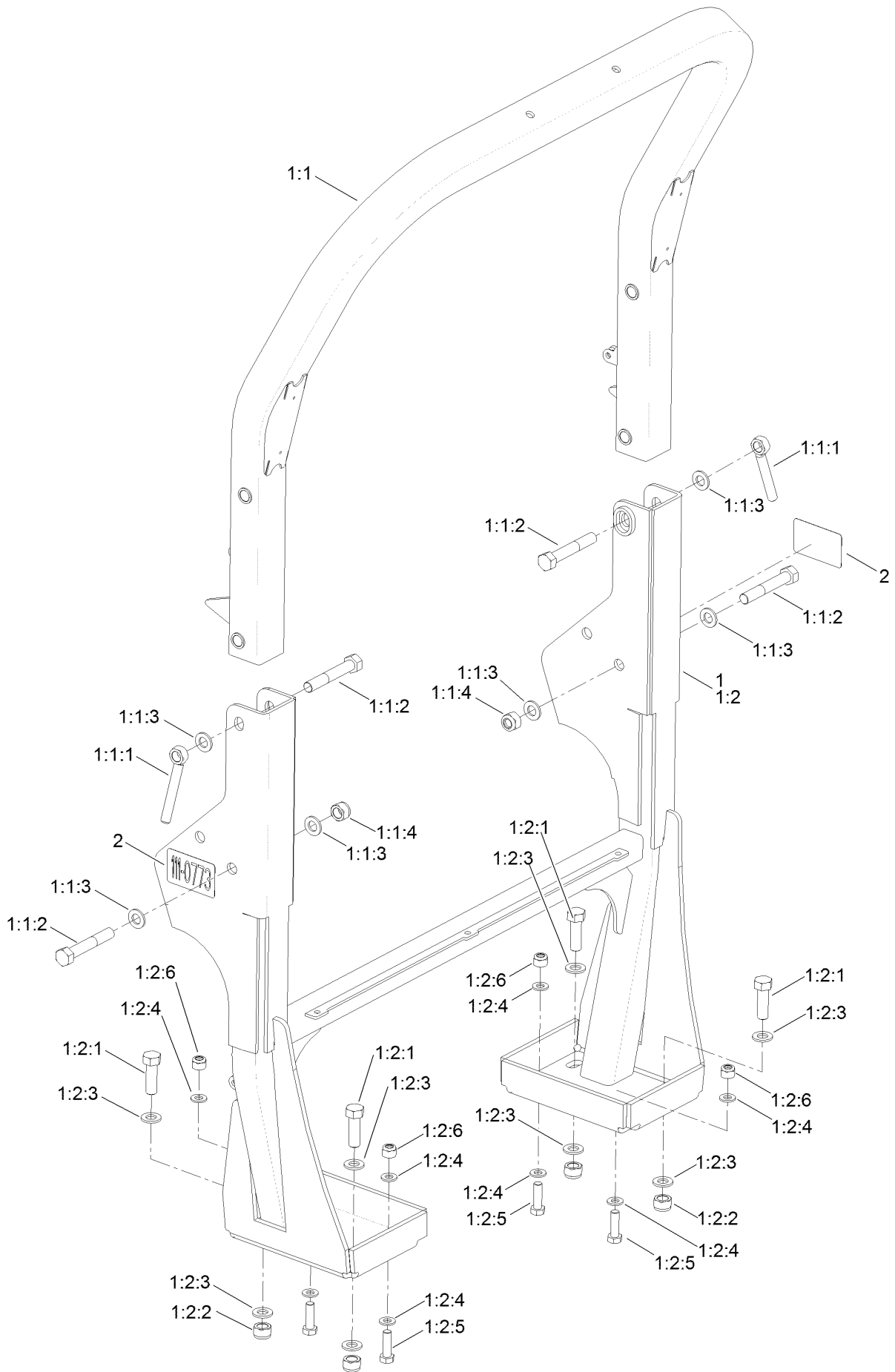


Center Arm Assembly (continued)

| <i>Ref.</i> | <i>Part Number</i> | <i>Qty.</i> | <i>Description</i> | <i>Ref.</i> | <i>Part Number</i> | <i>Qty.</i> | <i>Description</i> |
|-------------|--------------------|-------------|---------------------------|-------------|--------------------|-------------|---------------------------|
| 1 | ZBH1F040U | 1 | Screw-HH | 21 | HY09485 | 17 | Washer-Plain |
| 2 | 74-07-028 | 2 | Bushing | 22 | 09480 | 1 | Washer-Spring |
| 3 | ZBH1L045U | 1 | Screw-HH | 24 | 10-11-017 | 1 | Zerk-Grease, Straight |
| 4 | 876066 | 2 | Bushing | 25 | 10-11-100 | 2 | Cap-Nut |
| 5 | 111-5158-03 | 1 | Center Arm ASM | 26 | ZNN1L000U | 6 | Nut-Nyloc |
| 6 | 111-5190-03 | 1 | Center Arm Mount ASM | 27 | ZNN1X000U | 2 | Nut-Hex, Nyloc |
| 7 | 111-3099-01 | 1 | Latch-Head, Center | 28 | 63-01-185W | 1 | Retainer-Pin |
| 8 | 111-3248 | 1 | Pin-Pivot, Front Arm | 29 | 74-11-003 | 2 | Pin-Split |
| 9 | 111-3122-01 | 1 | Handle-Head, Center | 30 | 09415 | 6 | Screw-HH |
| 10 | 910109W | 1 | Cylinder-Lift | 31 | 09555 | 3 | Washer |
| 10:99 | 50-06-013 | 1 | Seal Kit ● | 33 | 09599 | 1 | Washer-Spring |
| 11 | 09650 | 1 | Nut-Hex, Nyloc | 34 | 09611 | 1 | Bolt-HH |
| 12 | 09544 | 1 | Nut-Nyloc | 35 | 74-05-108 | 1 | Pin-Wing, Arm |
| 13 | 09437 | 1 | Nut | 36 | 111-5212 | 1 | Pin |
| 14 | 111-3366 | 1 | Plate-Retaining, Bushing | 37 | 63-07-027 | 1 | Zerk-Grease, Bsp (90 DEG) |
| 15 | 09392 | 2 | Screw-HH | 38 | 25-07-007 | 2 | Bushing-Tension |
| 16 | 09395 | 1 | Screw-HH | 39 | 09263 | 2 | Washer |
| 17 | ZDH1L035U | 1 | Screw-HH | 40 | ZBH1F040U | 1 | Screw-HH |
| 18 | 111-3457 | 1 | Spacer-Latch, Center Head | 41 | 09438 | 1 | Nut-Nyloc |
| 19 | 111-3329 | 1 | Spring-Latch, Center Head | 42 | 61-07-003 | 1 | Buffer-Rubber |
| 20 | ZWQ1J000U | 7 | Washer-Plain | 43 | 767815 | 1 | Washer-Belleville |

● Not illustrated

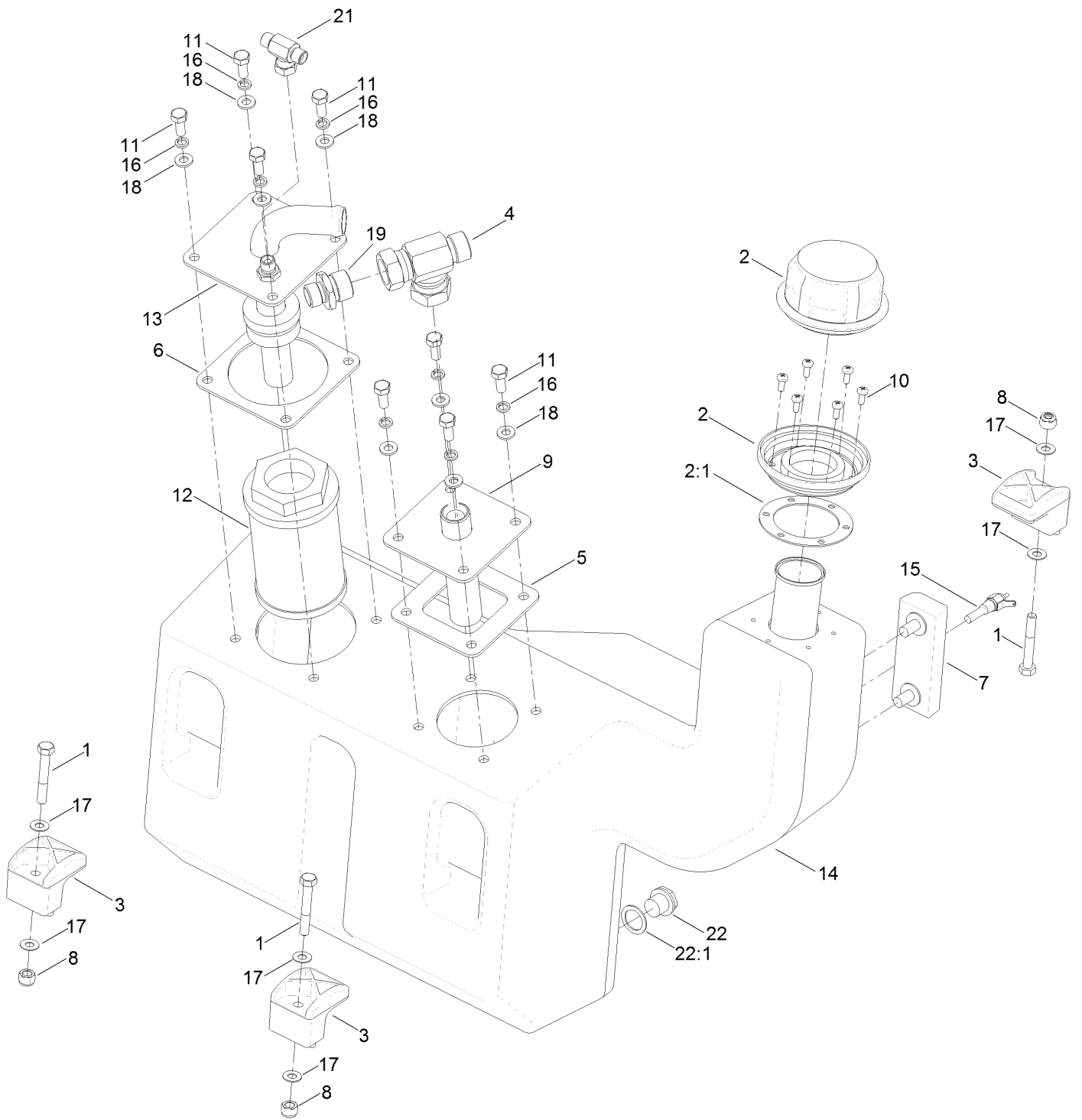
Roll-Over Protection System Assembly



Roll-Over Protection System Assembly (continued)

| <i>Ref.</i> | <i>Part Number</i> | <i>Qty.</i> | <i>Description</i> | <i>Ref.</i> | <i>Part Number</i> | <i>Qty.</i> | <i>Description</i> |
|-------------|--------------------|-------------|--------------------|-------------|--------------------|-------------|--------------------|
| 1 | 111-7250 | 1 | ROPS ASM | 1:2:1 | 111-3484 | 4 | Screw-HH |
| 1:1 | 111-7236 | 1 | Hoop-Upper, ROPS | 1:2:2 | 09456 | 4 | Nut |
| 1:1:1 | 956016 | 2 | Nut-Hand | 1:2:3 | 09491 | 8 | Washer-Plain |
| 1:1:2 | ZBH1P100U | 4 | Bolt | 1:2:4 | HY09485 | 8 | Washer-Plain |
| 1:1:3 | 09491 | 6 | Washer-Plain | 1:2:5 | ZDH1L040U | 4 | Screw-HH |
| 1:1:4 | 09456 | 2 | Nut | 1:2:6 | ZNN1L000U | 4 | Nut-Nyloc |
| 1:2 | 111-7238 | 1 | ROPS-Lower | 2 | 111-0773 | 2 | Decal |

Hydraulic Oil Tank Assembly

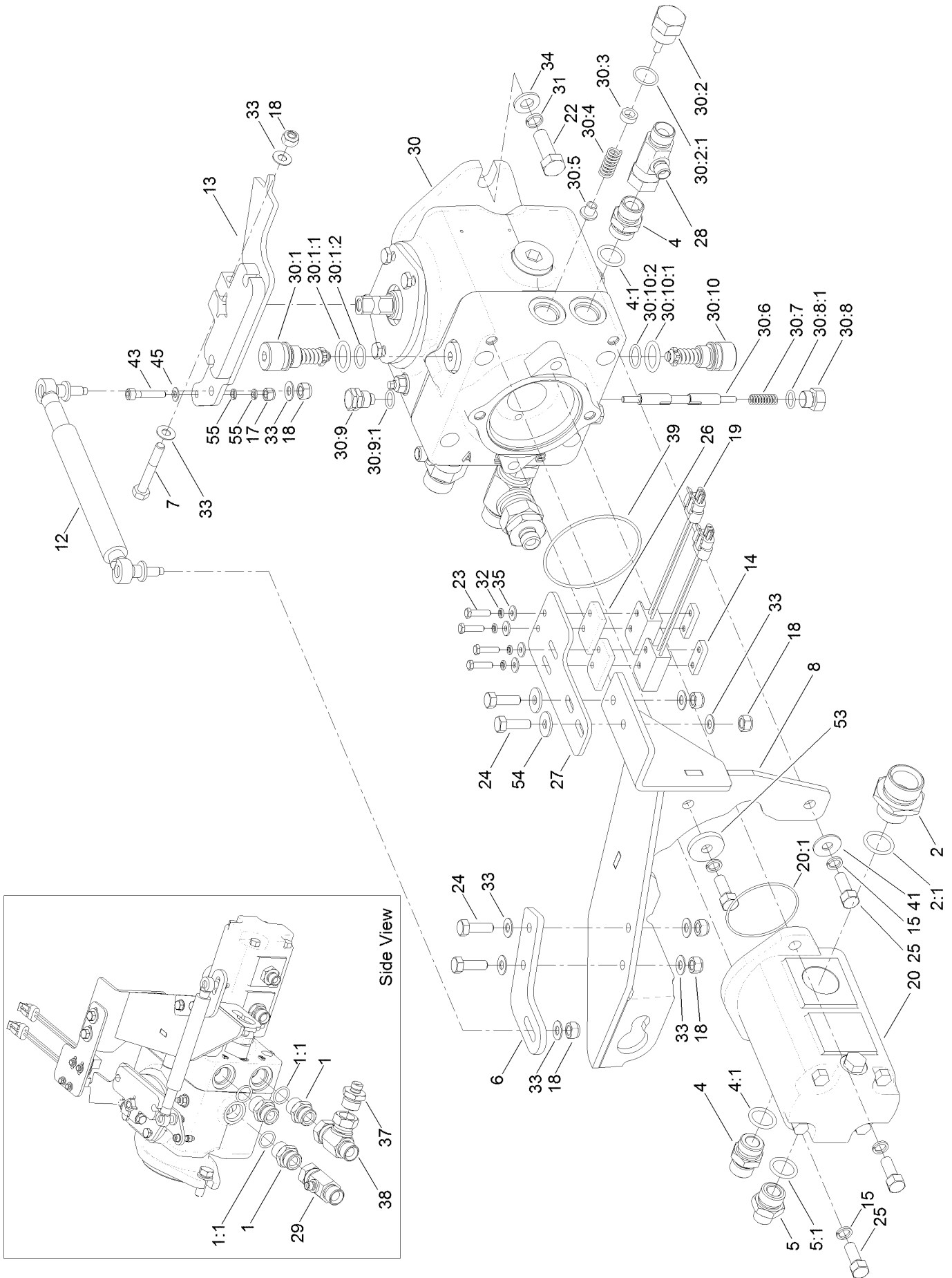


Hydraulic Oil Tank Assembly (continued)

| <i>Ref.</i> | <i>Part Number</i> | <i>Qty.</i> | <i>Description</i> | <i>Ref.</i> | <i>Part Number</i> | <i>Qty.</i> | <i>Description</i> |
|-------------|--------------------|-------------|------------------------|-------------|--------------------|-------------|-------------------------|
| 1 | 09565 | 3 | Screw-HH | 12 | 10-06-025 | 1 | Filter-Suction |
| 2 | HY910601 | 1 | Cap-Breather, Filler | 13 | 111-5155-03 | 1 | Suction Flange ASM |
| 2:1 | 910648 | 1 | Cap-Gasket, Filler | 14 | 111-3034 | 1 | Tank-Oil, HYD |
| 3 | 107-4543 | 3 | Clamp | 15 | 940852 | 1 | Switch-Temperature |
| 4 | 60-06-009 | 1 | Adaptor-Tee | 16 | 03469 | 8 | Washer-Spring |
| 5 | 111-3387 | 1 | Gasket-Flange, Return | 17 | 09475 | 6 | Washer |
| 6 | 111-3386 | 1 | Gasket-Flange, Suction | 18 | ZWP1H000U | 8 | Washer-Plain |
| 7 | 65-06-018 | 1 | Gauge-Level, Oil | 19 | 09-06-201 | 1 | Adaptor |
| 8 | 09442 | 3 | Nut | 21 | 60-06-011 | 1 | Tee-Bsp |
| 9 | 111-3230-03 | 1 | Flange-Return | 22 | 20-06-207 | 1 | Plug-Magnetic |
| 10 | 09634 | 6 | Screw-PPH, HD | 22:1 | 111-7925 | 1 | Washer-Fibre |
| 11 | 09368 | 8 | Screw-HH | 99 | 10-11-033 | 2 | Clamp-Hose, Hi-Torque ● |

● Not illustrated

Transmission and Tandem Pump Assembly

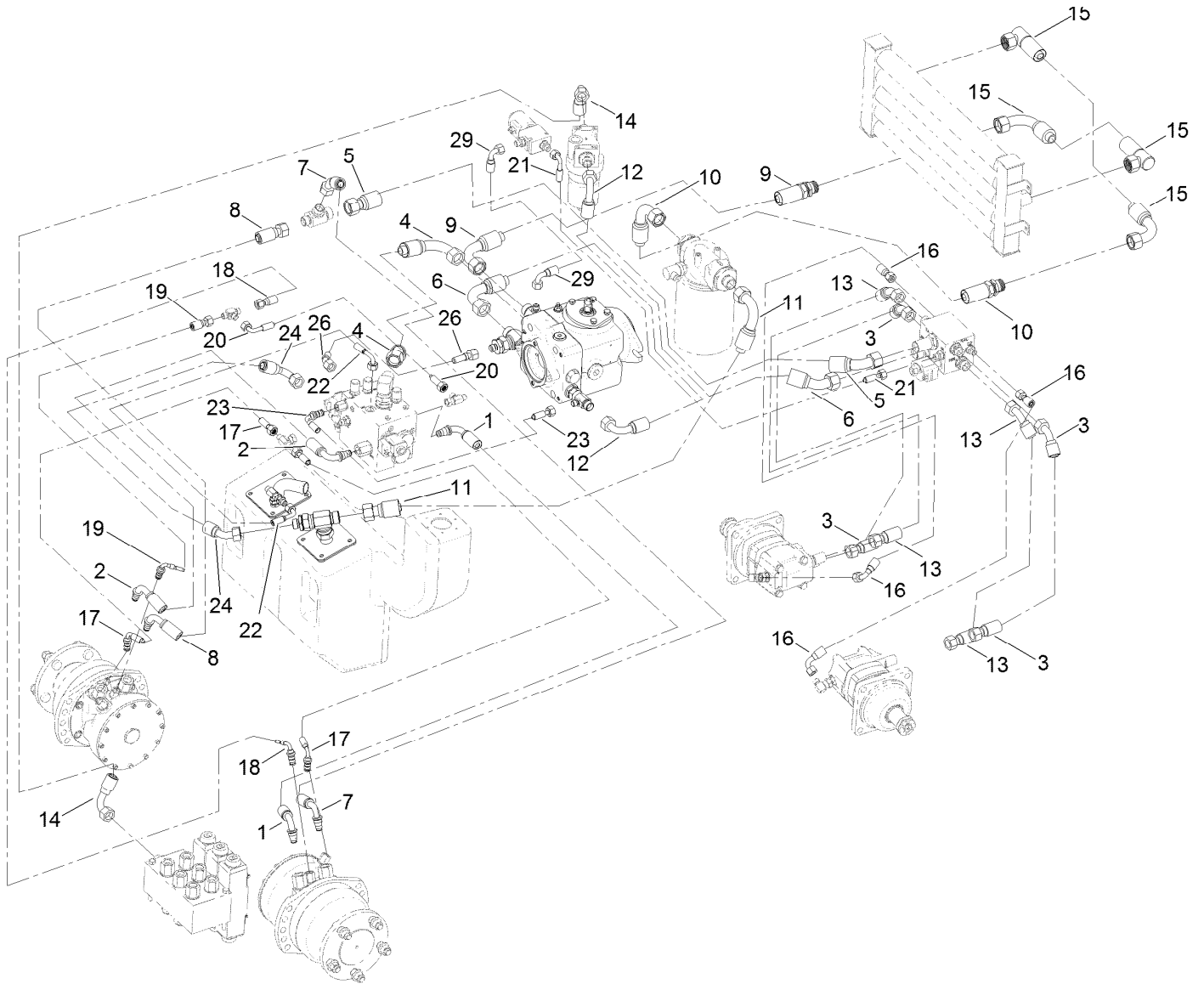


Transmission and Tandem Pump Assembly (continued)

| <i>Ref.</i> | <i>Part Number</i> | <i>Qty.</i> | <i>Description</i> | <i>Ref.</i> | <i>Part Number</i> | <i>Qty.</i> | <i>Description</i> |
|-------------|--------------------|-------------|--------------------------------|-------------|--------------------|-------------|--------------------------------|
| 1 | 70-06-050 | 3 | Adaptor-Boss | 30:1:1 | 111-4906 | 1 | O-Ring, Large |
| 1:1 | 70-06-168 | 1 | Seal-O Ring | 30:1:2 | 111-4925 | 1 | O-Ring, Small |
| 2 | 70-06-236 | 1 | Adaptor-Bspp, 1 Inch | 30:2 | 111-3378 | 1 | Plug-Charge Pressure Relief |
| 2:1 | 70-06-168 | 1 | Seal-O Ring | 30:2:1 | 111-4920 | 1 | O-Ring, Charge Relief Plug |
| 4 | 63-06-104 | 2 | Adaptor-Bsp | 30:3 | 111-4908 | 1 | Shim Kit (Charge Prv) |
| 4:1 | 63-06-111 | 1 | Seal-O Ring | 30:4 | 111-4918 | 1 | Spring-Charge, Prv |
| 5 | 70-06-053 | 1 | Adaptor-Boss | 30:5 | 111-4919 | 1 | Poppet-Charge, Prv |
| 5:1 | 63-06-111 | 1 | Seal-O Ring | 30:6 | 111-3380 | 1 | Valve-Flushing, Loop |
| 6 | 111-6853-03 | 1 | Adjuster-Damper | 30:7 | 111-4917 | 1 | Spring-Loop Flushing Valve |
| 7 | 09565 | 1 | Screw-HH | 30:8 | 111-4916 | 1 | Plug-Loop Flushing Valve |
| 8 | 111-6456-03 | 1 | Bracket-Control, Pump | 30:8:1 | 111-4928 | 1 | O-Ring, Loop Flushing Valve |
| 12 | 111-7130 | 1 | Damper | 30:9 | 111-6776 | 1 | Plug-Flush |
| 13 | 111-6814 | 1 | Lever-Control, Pump | 30:9:1 | 111-4928 | 1 | O-Ring, Loop Flushing Valve |
| 14 | 111-3336 | 2 | Bar-Switch, Proximity | 30:10 | 111-6775 | 1 | Valve-Pressure Relief, 300 Bar |
| 15 | 09273 | 4 | Washer-Spring | 30:10:1 | 111-4906 | 1 | O-Ring, Large |
| 17 | 09544 | 1 | Nut-Nyloc | 30:10:2 | 111-4925 | 1 | O-Ring, Small |
| 18 | 09441 | 7 | Nut-Hex, NI | 31 | 09599 | 2 | Washer-Spring |
| 19 | 105-0023 | 2 | Switch-Proximity | 32 | 09644 | 4 | Washer-Spring |
| 20 | 111-3553 | 1 | Tandem Pump ASM | 33 | 09475 | 10 | Washer |
| 20:1 | 70-06-028 | 1 | O-Ring | 34 | HY09485 | 2 | Washer-Plain |
| 20:99 | 70-06-153 | 1 | Seal Kit ● | 35 | 09257 | 4 | Washer |
| 22 | ZDH1L035U | 2 | Screw-HH | 37 | 20-06-212 | 1 | Adaptor-Bsp |
| 23 | ZDH1E020U | 4 | Screw-HH | 38 | 60-06-009 | 1 | Adaptor-Tee |
| 24 | 03162 | 4 | Screw-HH | 39 | 70-06-028 | 1 | O-Ring |
| 25 | HY103653 | 4 | Screw-HH | 41 | HY03355 | 1 | Washer-Plated |
| 26 | 111-3676 | 2 | Spacer-Switch, Proximity | 43 | 111-4586 | 1 | Screw-HSH |
| 27 | 111-3260-03 | 1 | Adjuster-Switches | 45 | ZWP1F000U | 1 | Washer-Plain |
| 28 | 74-06-019 | 1 | Adaptor-Tee | 53 | 65-01-559 | 1 | Washer-Space |
| 29 | 111-3639 | 1 | Tee-Bsp | 54 | 09267 | 2 | Washer |
| 30 | 111-6774 | 1 | Pump-Transmission | 55 | 09474 | 2 | Washer-Spring |
| 30:1 | 111-3379 | 1 | Valve-Pressure Relief, 345 Bar | | | | |

● Not illustrated

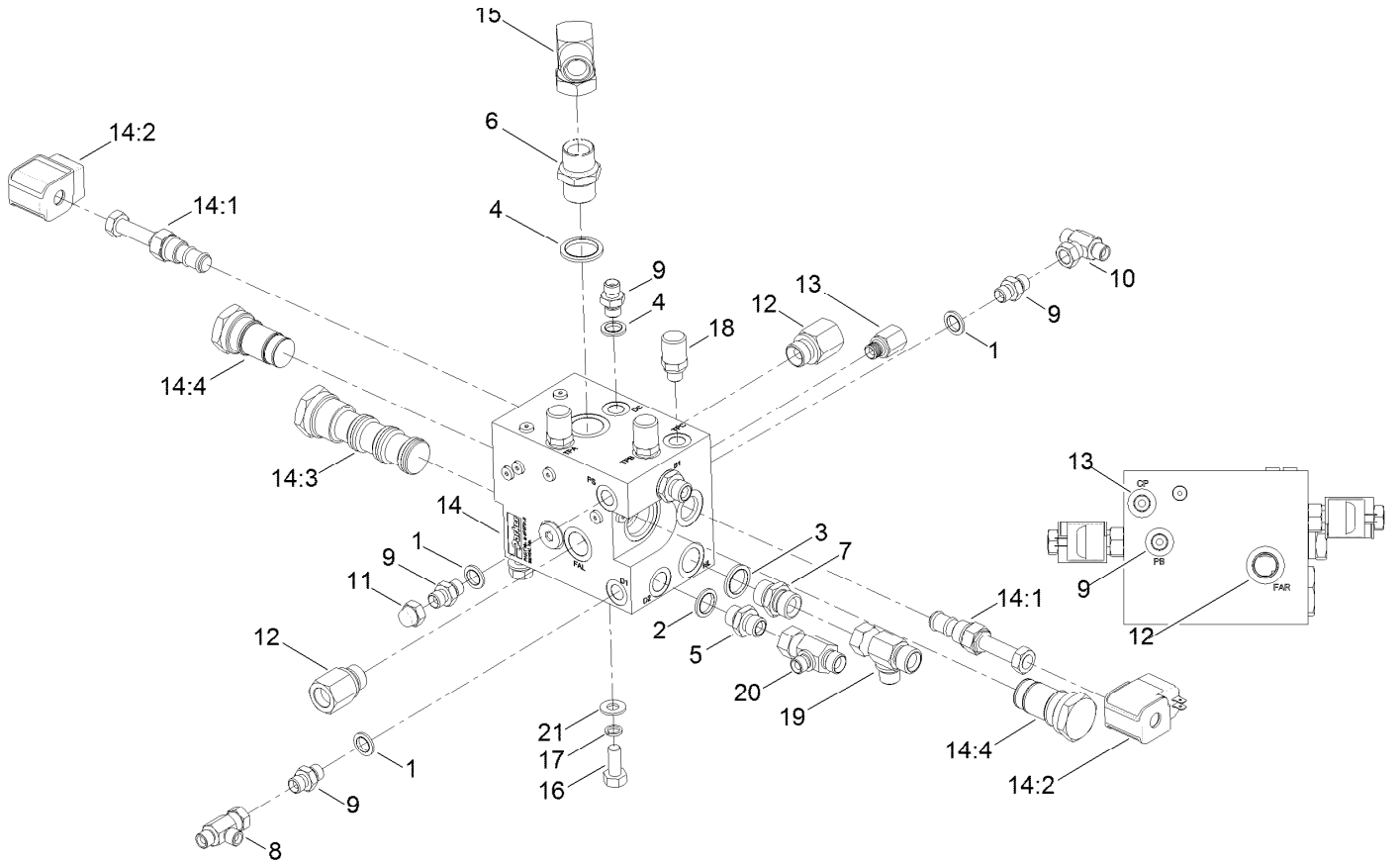
Transmission Hydraulic Circuit Assembly



Transmission Hydraulic Circuit Assembly (continued)

| <i>Ref.</i> | <i>Part Number</i> | <i>Qty.</i> | <i>Description</i> | <i>Ref.</i> | <i>Part Number</i> | <i>Qty.</i> | <i>Description</i> |
|-------------|--------------------|-------------|--------------------|-------------|--------------------|-------------|--------------------|
| 1 | 111-4473 | 1 | Hose | 14 | 111-6950 | 1 | Hose |
| 2 | 111-4474 | 1 | Hose (1/2 Inch) | 15 | 111-3599 | 2 | Hose |
| 3 | 111-3576 | 2 | Hose | 16 | 111-3604 | 2 | Hose |
| 4 | 111-4475 | 1 | Hose (3/4 Inch) | 17 | 111-4483 | 2 | Hose (1/4 Inch) |
| 5 | 111-3578 | 1 | Hose | 18 | 111-3606 | 1 | Hose |
| 6 | 111-4479 | 1 | Hose | 19 | 111-3607 | 1 | Hose |
| 7 | 111-4476 | 1 | Hose (1/2 Inch) | 20 | 111-4480 | 1 | Hose |
| 8 | 111-4477 | 1 | Hose | 21 | 111-4481 | 1 | Hose |
| 9 | 111-4478 | 1 | Hose | 22 | 111-6163 | 1 | Hose |
| 10 | 111-3587 | 1 | Hose | 23 | 111-4472 | 1 | Hose |
| 11 | 111-3588 | 1 | Hose | 24 | 111-5627 | 1 | Hose (1/2 Inch) |
| 12 | 111-3593 | 1 | Hose | 26 | 111-4485 | 1 | Hose (3/8 Inch) |
| 13 | 111-3595 | 2 | Hose | 29 | 111-6765 | 1 | Hose |

Transmission Manifold Assembly

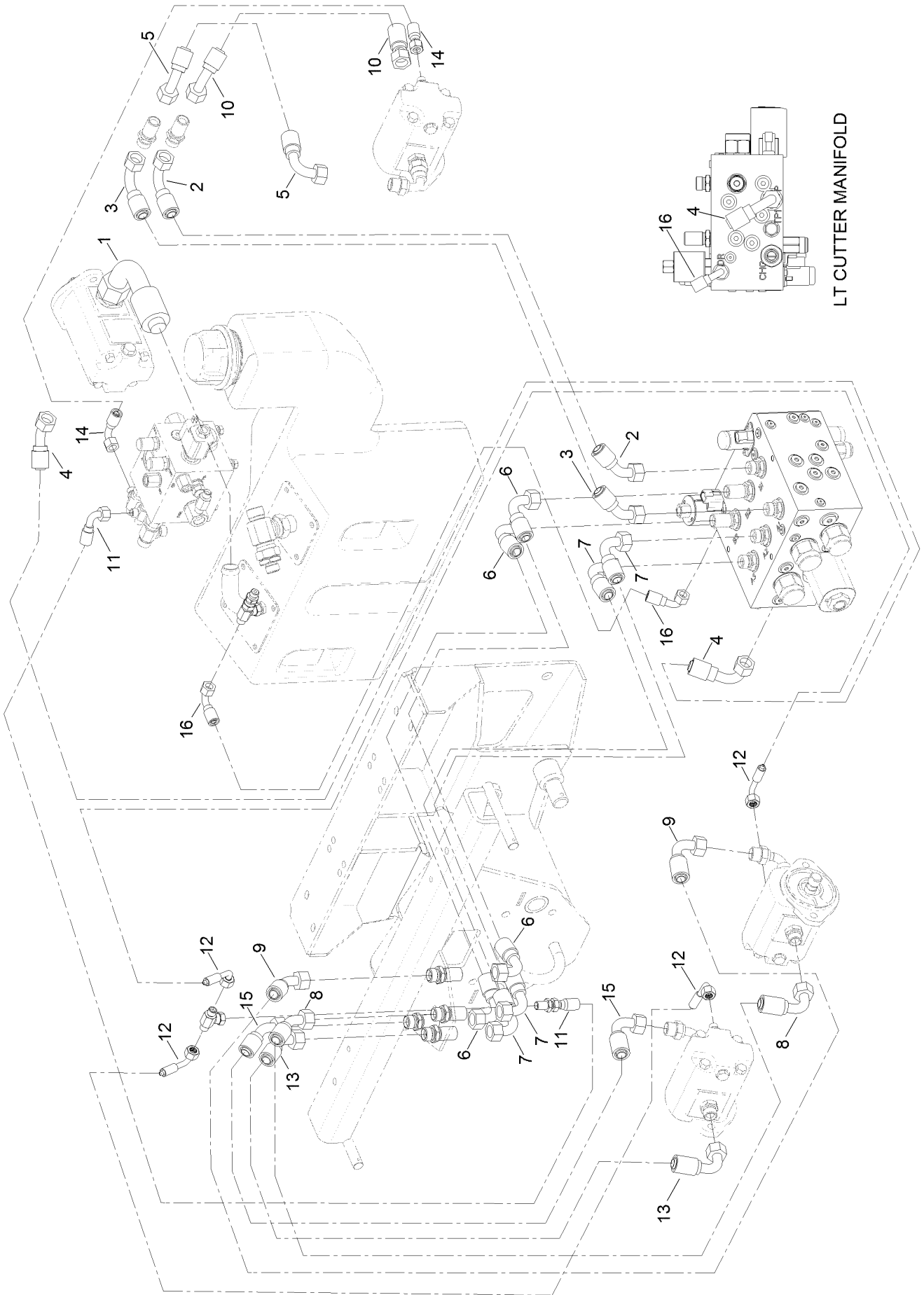


Transmission Manifold Assembly (continued)

| <i>Ref.</i> | <i>Part Number</i> | <i>Qty.</i> | <i>Description</i> | <i>Ref.</i> | <i>Part Number</i> | <i>Qty.</i> | <i>Description</i> |
|-------------|--------------------|-------------|---------------------------------|-------------|--------------------|-------------|---------------------------------|
| 1 | 10-06-030 | 4 | Seal-Dowty | 14:1:1 | 910633 | 1 | Seal Kit ● |
| 2 | 10-06-031 | 2 | Seal-Dowty | 14:2 | 910627 | 2 | Coil-Solenoid |
| 3 | 10-06-032 | 1 | Seal-Dowty | 14:3 | 111-4466 | 1 | Valve-Flow, Divider/Combiner |
| 4 | 10-06-033 | 1 | Seal-Dowty | 14:3:1 | 111-7188 | 1 | Seal Kit ● |
| 5 | 10-06-042 | 2 | Adaptor-Bspp | 14:4 | 111-4467 | 2 | Valve-Diverter |
| 6 | 10-06-044 | 1 | Adaptor-Bsp | 14:4:1 | 910632 | 1 | Seal Kit ● |
| 7 | 10-06-078 | 1 | Adaptor-Bspp | 14:99 | 910629 | 1 | Valve-Shuttle ● |
| 8 | 10-06-083 | 1 | Tee-Bsp, 1/4 Inch | 14:99:1 | 910635 | 1 | Seal Kit ● |
| 9 | 10-06-085 | 4 | Adaptor | 15 | 111-4443 | 1 | Elbow-Bsp |
| 10 | 60-06-011 | 1 | Tee-Bsp | 16 | 09395 | 3 | Screw-HH |
| 11 | 66-06-003 | 1 | Cap-Bsp | 17 | 09480 | 3 | Washer-Spring |
| 12 | 111-3529 | 2 | Adaptor | 18 | 910615 | 3 | Test Point-Bspp |
| 13 | 111-3538 | 1 | Adaptor | 19 | 953732 | 1 | Tee-Bsp |
| 14 | 111-3993 | 1 | Manifold-Front, Transmission | 20 | 953806 | 1 | Tee |
| 14:1 | 111-3533 | 2 | Valve-Solenoid | 21 | ZWQ1J000U | 3 | Washer-Plain |

● Not illustrated

Hydraulic Circuit Assembly

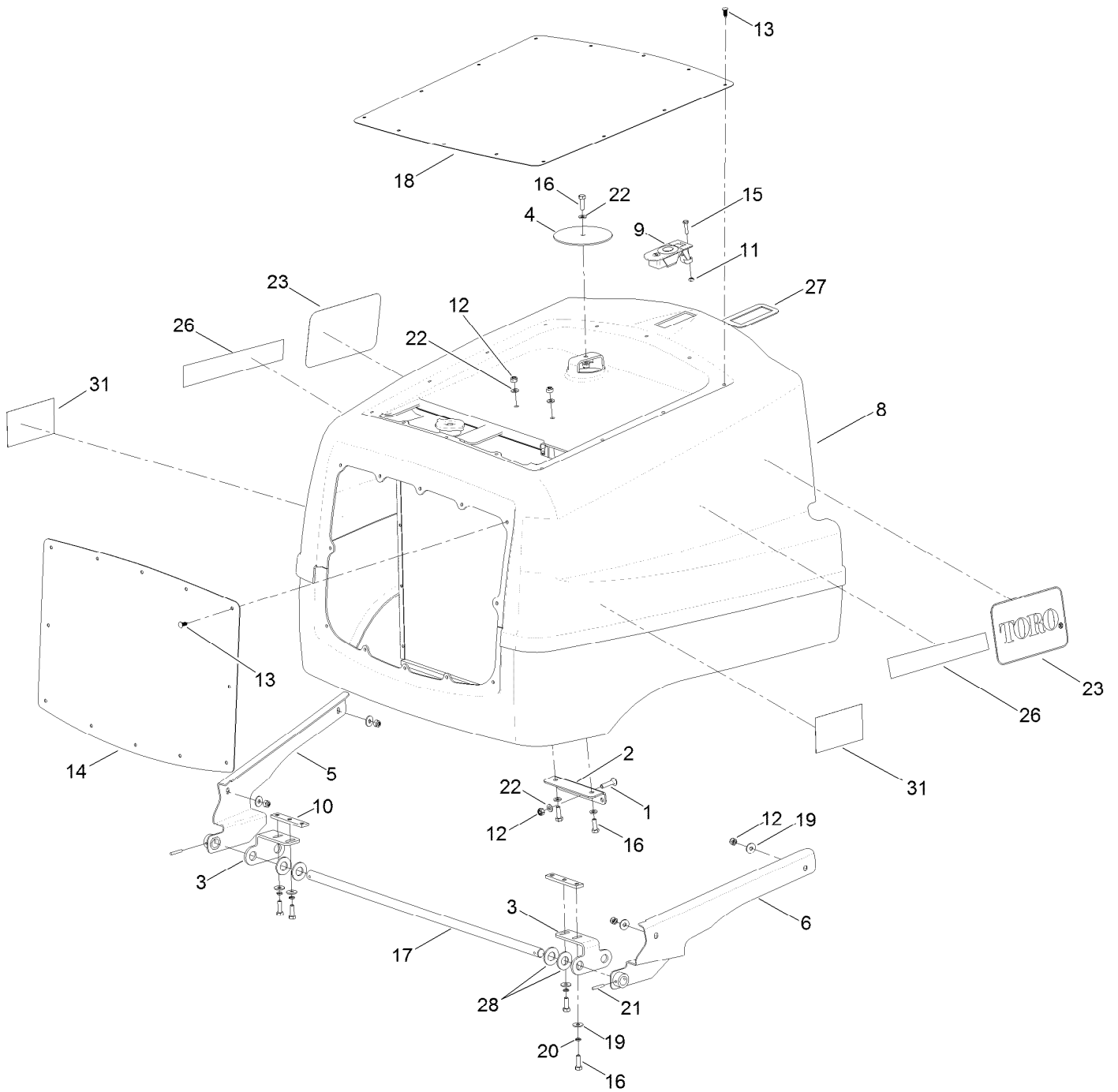


Hydraulic Circuit Assembly (continued)

| <i>Ref.</i> | <i>Part Number</i> | <i>Qty.</i> | <i>Description</i> | <i>Ref.</i> | <i>Part Number</i> | <i>Qty.</i> | <i>Description</i> |
|-------------|--------------------|-------------|--------------------|-------------|--------------------|-------------|--------------------|
| 1 | 111-4484 | 1 | Hose | 9:3 | 07809 | 2 | Hose-Sock ● |
| 2 | 111-6766 | 1 | Hose | 10 | 111-6772 | 1 | Hose |
| 3 | 111-6767 | 1 | Hose | 11 | 111-3597 | 1 | Hose |
| 4 | 111-6768 | 1 | Hose | 12 | 111-4159 | 2 | Hose |
| 5 | 111-6769 | 1 | Hose | 13 | 111-4136 | 1 | Hose |
| 6 | 111-6770 | 2 | Hose | 13:4 | 07809 | 2 | Hose-Sock ● |
| 7 | 111-6771 | 2 | Hose | 14 | 111-3609 | 1 | Hose |
| 8 | 111-4135 | 1 | Hose | 15 | 111-4134 | 1 | Hose |
| 8:4 | 07809 | 2 | Hose-Sock ● | 15:4 | 07809 | 2 | Hose-Sock ● |
| 9 | 111-4133 | 1 | Hose | 16 | 111-6773 | 1 | Hose |

● Not illustrated

Hood Assembly

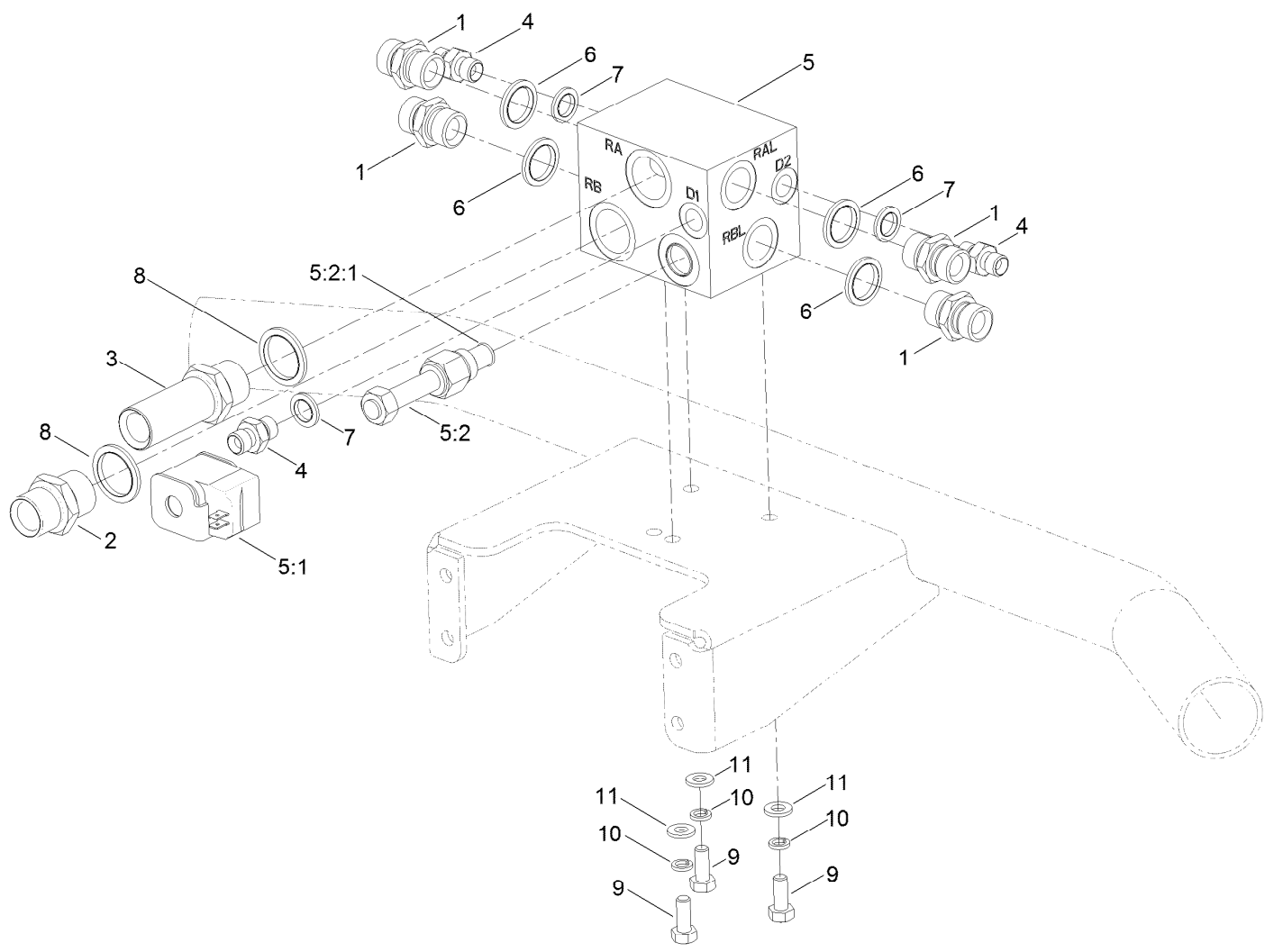


Hood Assembly (continued)

| <i>Ref.</i> | <i>Part Number</i> | <i>Qty.</i> | <i>Description</i> | <i>Ref.</i> | <i>Part Number</i> | <i>Qty.</i> | <i>Description</i> |
|-------------|--------------------|-------------|--------------------------|-------------|--------------------|-------------|----------------------|
| 1 | 09369 | 1 | Screw-HH | 16 | 03162 | 4 | Screw-HH |
| 2 | 111-2111-03 | 1 | Bracket-Engine, Cover | 17 | 111-7482 | 1 | Shaft-Hinge, Cover |
| 3 | 111-7483-03 | 2 | Bracket, Hinge-Shaft | 18 | 111-6918-03 | 1 | Screen-Top |
| 4 | 111-3557-03 | 1 | Cover-Air Intake | 19 | 09267 | 11 | Washer |
| 5 | 111-3490-03 | 1 | Hinge-Cover, Engine (LH) | 20 | 03469 | 4 | Washer-Spring |
| 6 | 111-3491-03 | 1 | Hinge-Cover, Engine (RH) | 21 | 74-11-003 | 2 | Pin-Split |
| 8 | 111-6920 | 1 | Cover-Engine | 22 | ZWP1H000U | 4 | Washer-Plain |
| 9 | 950831 | 1 | Latch-Sealed, Lever | 23 | 111-3728 | 2 | Decal |
| 10 | 111-3281 | 2 | Bar-Nut | 26 | 111-3984 | 2 | Decal |
| 11 | 09437 | 1 | Nut | 27 | 111-4158-03 | 1 | Plate-Support, Latch |
| 12 | 09441 | 8 | Nut-Hex, NI | 28 | 09499 | 4 | Washer |
| 13 | 117-2382 | 26 | Plug-Plastic | 31 | 94-8099 | 2 | Decal |
| 14 | 111-6919-03 | 1 | Screen-Rear | 99 | 111-7488 | 5 | Seal, Screen-Cover ● |
| 15 | 09364 | 1 | Screw-HH | | | | |

● Not illustrated

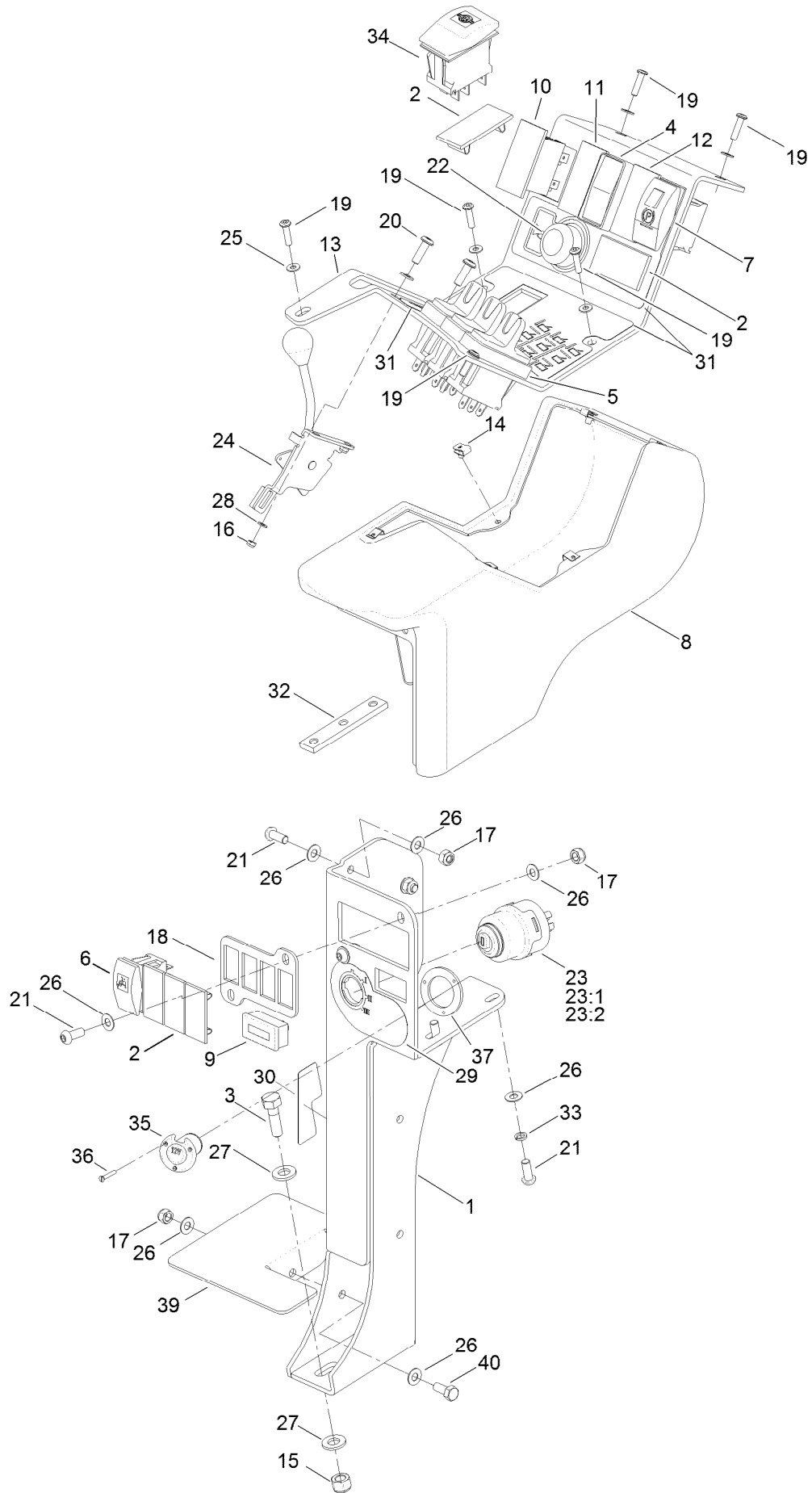
Rear Transmission Block Assembly



Rear Transmission Block Assembly (continued)

| <i>Ref.</i> | <i>Part Number</i> | <i>Qty.</i> | <i>Description</i> | <i>Ref.</i> | <i>Part Number</i> | <i>Qty.</i> | <i>Description</i> |
|-------------|--------------------|-------------|--------------------------------|-------------|--------------------|-------------|--------------------|
| 1 | 10-06-078 | 4 | Adaptor-Bspp | 5:2:1 | 910642 | 1 | Seal Kit |
| 2 | 10-06-044 | 1 | Adaptor-Bsp | 6 | 10-06-032 | 4 | Seal-Dowty |
| 3 | 111-7494 | 1 | Adaptor-Bsp | 7 | 10-06-030 | 3 | Seal-Dowty |
| 4 | 10-06-085 | 3 | Adaptor | 8 | 10-06-033 | 2 | Seal-Dowty |
| 5 | 924687 | 1 | Manifold-Transmission, Rear | 9 | 09368 | 3 | Screw-HH |
| 5:1 | 910627 | 1 | Coil-Solenoid | 10 | 03469 | 3 | Washer-Spring |
| 5:2 | 924688 | 1 | Valve-2-Way, Solenoid | 11 | ZWP1H000U | 3 | Washer-Plain |

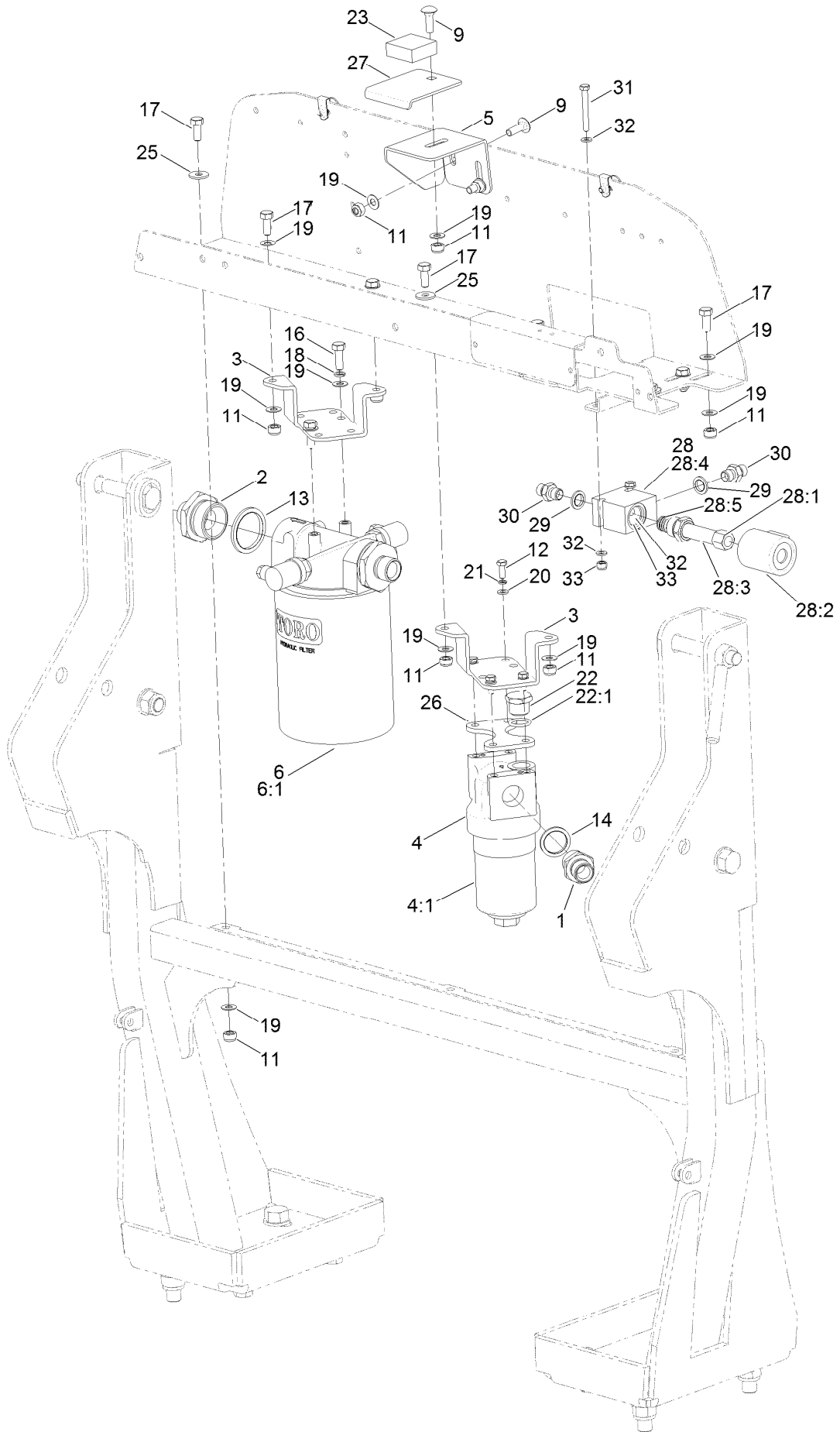
Control Panel Assembly



Control Panel Assembly (continued)

| <i>Ref.</i> | <i>Part Number</i> | <i>Qty.</i> | <i>Description</i> | <i>Ref.</i> | <i>Part Number</i> | <i>Qty.</i> | <i>Description</i> |
|-------------|--------------------|-------------|-----------------------------|-------------|--------------------|-------------|---|
| 1 | 111-5166-03 | 1 | Control Arm ASM | 22 | 924618 | 1 | Switch-Horn, Push |
| 2 | 111-2337 | 4 | Blank-Switch | 23 | 74-09-009 | 1 | Switch-Ignition |
| 3 | 09394 | 2 | Bolt | 23:1 | 74-09-017 | 1 | Key-Ignition |
| 4 | 111-2253 | 1 | Switch-Cutters | 23:2 | 74-09-010 | 1 | Switch-Cover |
| 5 | 111-2956 | 3 | Switch-Lift | 24 | 111-7090 | 1 | Cable-Throttle |
| 6 | 111-2451 | 1 | Switch-Limited Lift Reverse | 25 | 09658 | 6 | Washer |
| 7 | 111-2254 | 1 | Switch-Park Brake | 26 | 09475 | 12 | Washer |
| 8 | 111-3004 | 1 | Pod-Control | 27 | HY09485 | 4 | Washer-Plain |
| 9 | 111-3362 | 1 | Meter-Hour | 28 | 09470 | 4 | Washer |
| 10 | 111-2333 | 1 | Indicator-Illuminated | 29 | 111-3344 | 1 | Decal-Switch, Ignition |
| 11 | 111-2334 | 1 | Indicator-Illuminated | 30 | 111-3658 | 1 | Decal-Latch, Cutterhead |
| 12 | 111-3026 | 1 | Indicator-Illuminated | 31 | 111-3277 | 1 | Decal-Lift Switches And Engine Control |
| 13 | 111-2963-03 | 1 | Instrument-Panel | 32 | 111-3281 | 1 | Bar-Nut |
| 14 | 111-3079 | 6 | U-Nut | 33 | 03469 | 2 | Washer-Spring |
| 15 | 09447 | 2 | Nut | 34 | 111-8021 | 1 | Switch, Lock-Diff |
| 16 | 09430 | 2 | Nut-Nyloc | 35 | 111-2888 | 1 | Socket-12V |
| 17 | 09441 | 5 | Nut-Hex, NI | 36 | 111-3539 | 3 | Screw-Slot, Countersunk |
| 18 | 111-3361-03 | 1 | Plate-Switch | 37 | 111-6026 | 1 | Bracket-Securing |
| 19 | 111-3473 | 6 | Screw-Button Head | 39 | 111-5239-03 | 1 | Plate-Filler |
| 20 | 111-3381 | 2 | Screw-HSBH | 40 | 09368 | 1 | Screw-HH |
| 21 | ZHS1H020U | 6 | Screw-HSBH | | | | |

Filter Assembly

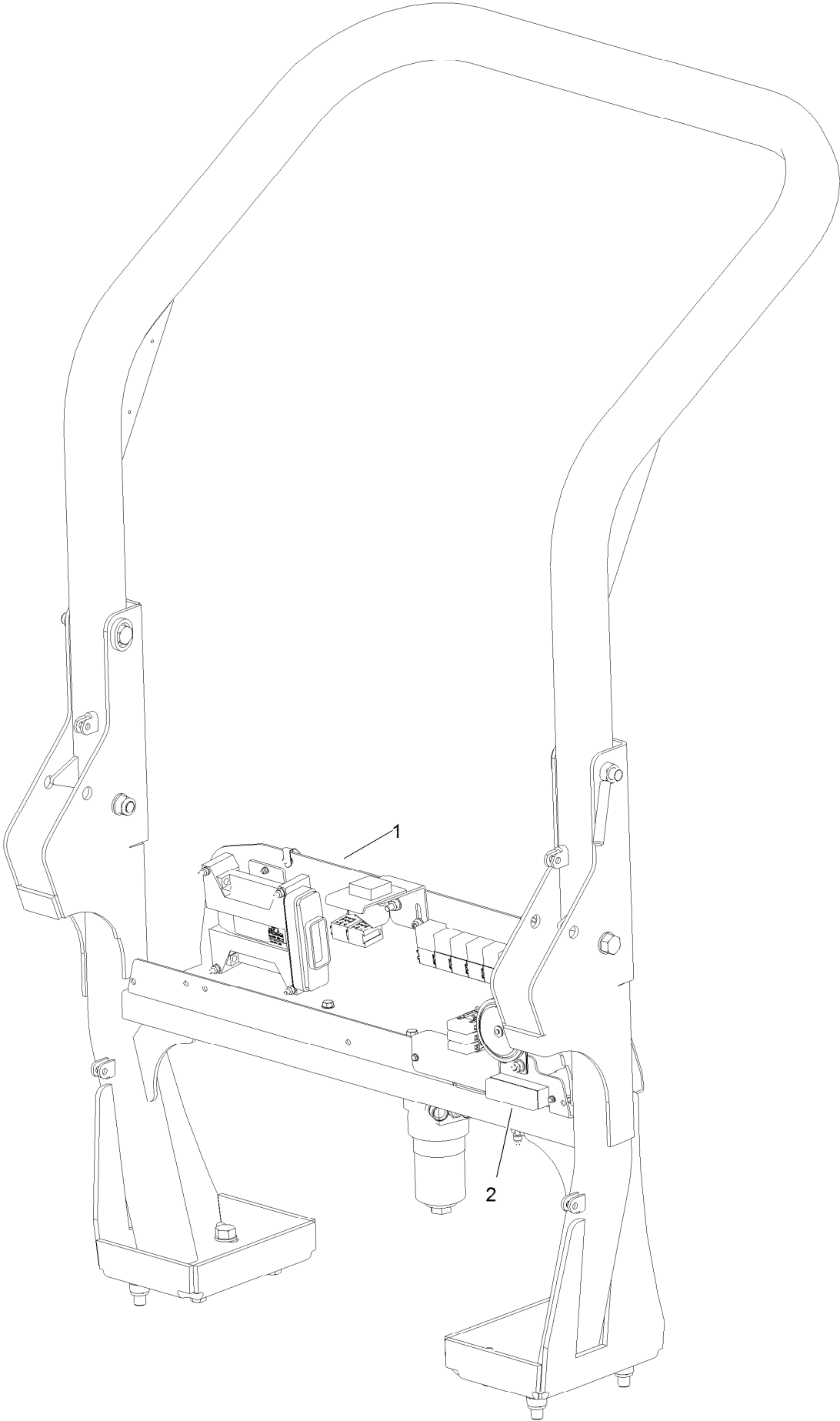


Filter Assembly (continued)

| <i>Ref.</i> | <i>Part Number</i> | <i>Qty.</i> | <i>Description</i> | <i>Ref.</i> | <i>Part Number</i> | <i>Qty.</i> | <i>Description</i> |
|-------------|--------------------|-------------|------------------------------|-------------|--------------------|-------------|---------------------------------|
| 1 | 09-06-201 | 1 | Adaptor | 22 | 111-3926 | 1 | Plug |
| 2 | 25-06-050 | 2 | Adaptor | 22:1 | 63-06-111 | 1 | Seal-O Ring |
| 3 | 111-3485-03 | 2 | Bracket-Filter, Oil | 23 | 488023 | 1 | Pad-Foam, Short |
| 4 | 924708 | 1 | Pressure Filter ASM | 25 | 09267 | 3 | Washer |
| 4:1 | 924709 | 1 | Element-Filter, Pressure | 26 | 111-4843-03 | 1 | Spacer-Oil Filter |
| 4:2 | 924710 | 1 | Indicator-Filter, Pressure ● | 27 | 111-6096-03 | 1 | Plate-Latch, Bonnet |
| 5 | 111-6095-03 | 1 | Plate-Latch, Bulkhead | 28 | 111-6777 | 1 | Manifold-Relief, Motor |
| 6 | 111-7508 | 1 | Filter-Return ASM | 28:1 | 110-2635 | 1 | Nut-Coil |
| 6:1 | 924692 | 1 | Element-Filter | 28:2 | 111-5625 | 1 | Coil-Solenoid |
| 9 | 09373 | 3 | Bolt-Coach | 28:3 | 111-6838 | 1 | Valva-Solenoid, Internal Relief |
| 11 | 09441 | 12 | Nut-Hex, NI | 28:4 | 111-6839 | 1 | Line Body |
| 12 | 09362 | 4 | Screw-HH | 28:5 | 110-6316 | 1 | Seal Kit |
| 13 | 10-06-035 | 2 | Seal-Dowty | 29 | 10-06-030 | 2 | Seal-Dowty |
| 14 | 10-06-033 | 2 | Seal-Dowty | 30 | 10-06-085 | 2 | Adaptor |
| 16 | 03162 | 2 | Screw-HH | 31 | ZDH1F050U | 2 | Setscrew |
| 17 | 09368 | 7 | Screw-HH | 32 | 09472 | 4 | Washer-Plain |
| 18 | 03469 | 2 | Washer-Spring | 33 | 09544 | 2 | Nut-Nyloc |
| 19 | 09475 | 18 | Washer | 34 | 994626 | 1 | Adaptor-Bspp ● |
| 20 | 09472 | 4 | Washer-Plain | | | | |
| 21 | 09474 | 4 | Washer-Spring | | | | |

● Not illustrated

Loom Kit

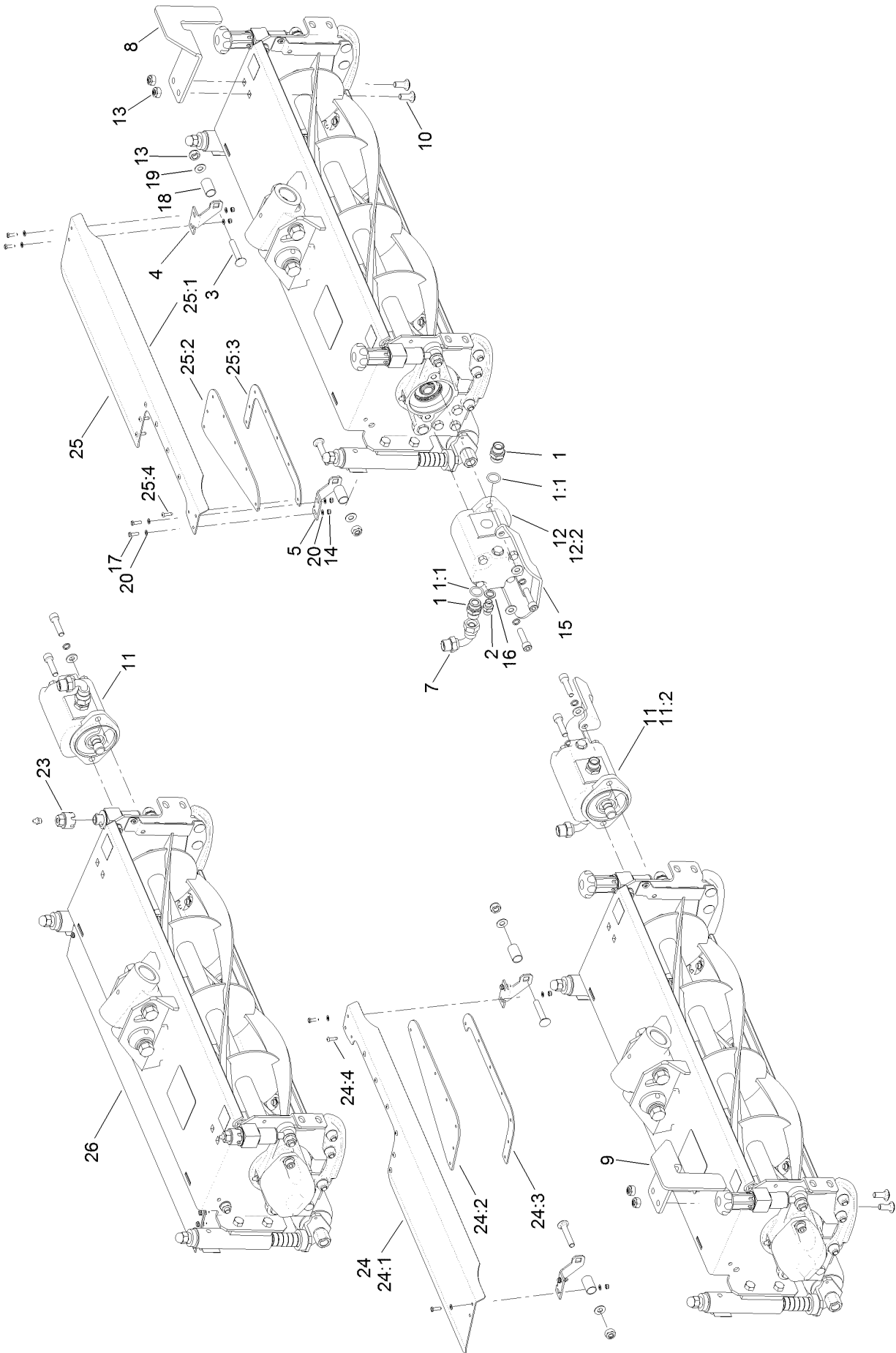


Loom Kit (continued)

| <i>Ref.</i> | <i>Part Number</i> | <i>Qty.</i> | <i>Description</i> |
|-------------|--------------------|-------------|--------------------|
| 1 | 111-6820 | 1 | Kit-Loom |
| 2 | 70-09-151 | 1 | Fuse-15A |
| 99 | HY3966 | 30 | Tie-Cable ● |

● Not illustrated

Cutter Component Assembly

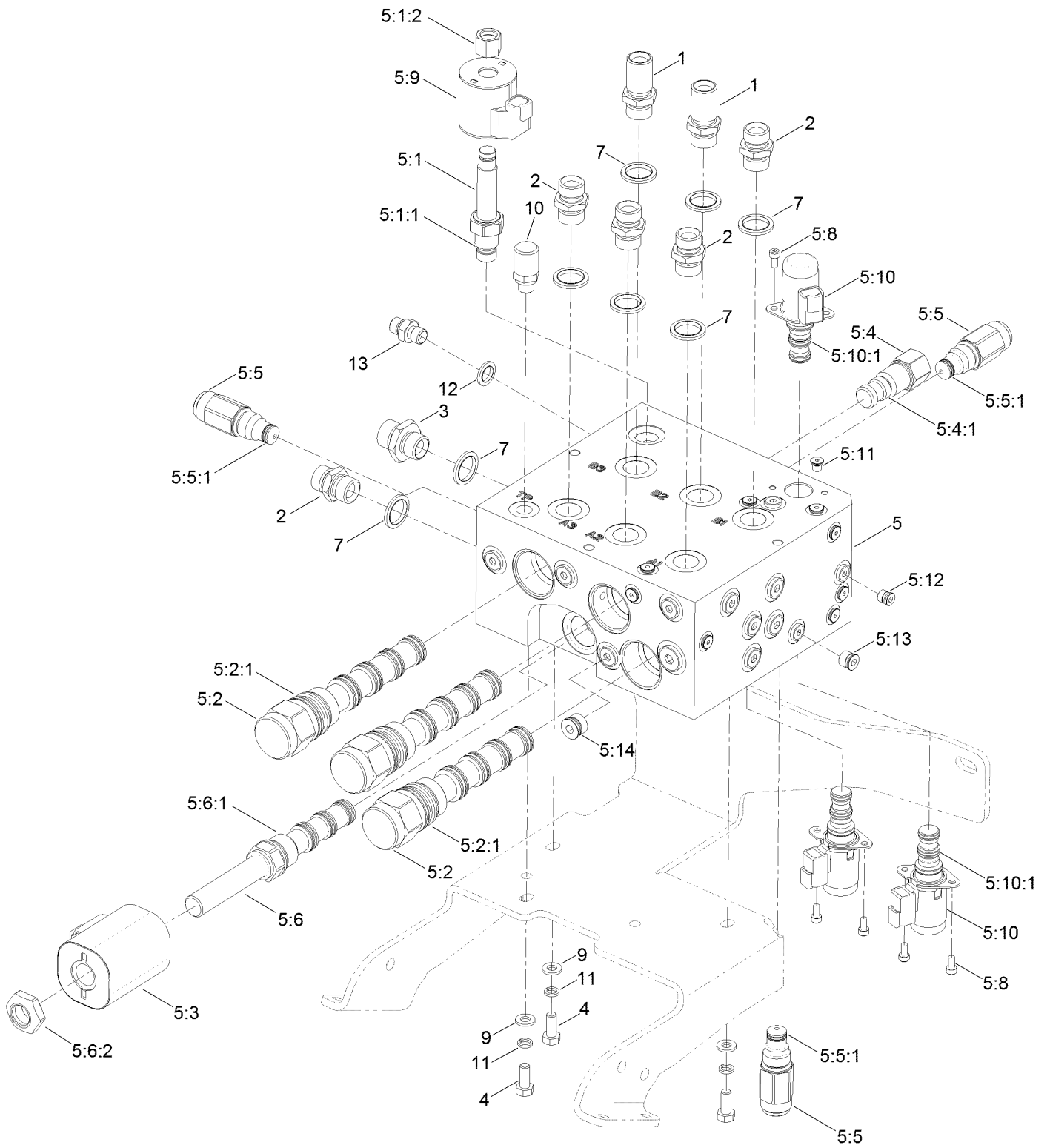


Cutter Component Assembly (continued)

| <i>Ref.</i> | <i>Part Number</i> | <i>Qty.</i> | <i>Description</i> | <i>Ref.</i> | <i>Part Number</i> | <i>Qty.</i> | <i>Description</i> |
|-------------|--------------------|-------------|-----------------------|-------------|--------------------|-------------|-----------------------------------|
| 1 | 63-06-104 | 6 | Adaptor-Bsp | 16 | 10-06-030 | 3 | Seal-Dowty |
| 1:1 | 63-06-111 | 1 | Seal-O Ring | 17 | ZDH1E016U | 12 | Screw-HH |
| 2 | 10-06-085 | 3 | Adaptor | 18 | 876049 | 6 | Spacer-Deflector |
| 3 | ZBK1J055U | 6 | Bolt-CARR | 19 | 09479 | 30 | Washer |
| 4 | 876041 | 3 | Bracket-Deflector, LH | 20 | 09470 | 24 | Washer |
| 5 | 876042 | 3 | Bracket-Deflector, RH | 21 | HY922101 | 1 | Spanner-Adjuster, Cutterhead ● |
| 7 | 25-06-066 | 3 | Elbow-Bsp | 23 | 111-3927 | 2 | Boss-Adjuster |
| 8 | 876086W | 1 | Guard-HOC, LH | 24 | 111-6873 | 1 | Shield ASM |
| 9 | 876087W | 1 | Guard-HOC, RH | 24:1 | 111-6864-03 | 1 | Deflector-Grass, RH |
| 10 | 15-11-003 | 4 | Bolt-CARR | 24:2 | 111-6870 | 1 | Panel-Rubber |
| 11 | 111-7445 | 2 | HYD CW Motor ASM | 24:3 | 111-6871-03 | 1 | Retainer |
| 11:1 | 111-8146 | 1 | Seal Kit ● | 24:4 | 09320 | 7 | Rivet |
| 11:2 | 107-7821 | 1 | Valve-Anticavitation | 25 | 111-6872 | 1 | Shield ASM |
| 12 | 111-7446 | 1 | HYD CCW Motor ASM | 25:1 | 111-6863-03 | 1 | Deflector-Grass, LH |
| 12:1 | 111-8146 | 1 | Seal Kit ● | 25:2 | 111-6870 | 1 | Panel-Rubber |
| 12:2 | 107-7821 | 1 | Valve-Anticavitation | 25:3 | 111-6871-03 | 1 | Retainer |
| 13 | ZNN1J000U | 10 | Nut-Hex, NI | 25:4 | 09320 | 7 | Rivet |
| 14 | 09430 | 12 | Nut-Nyloc | 26 | 876040W | 1 | Deflector-Rear |
| 15 | 111-7462-03 | 2 | Guard, Motor | | | | |

● Not illustrated

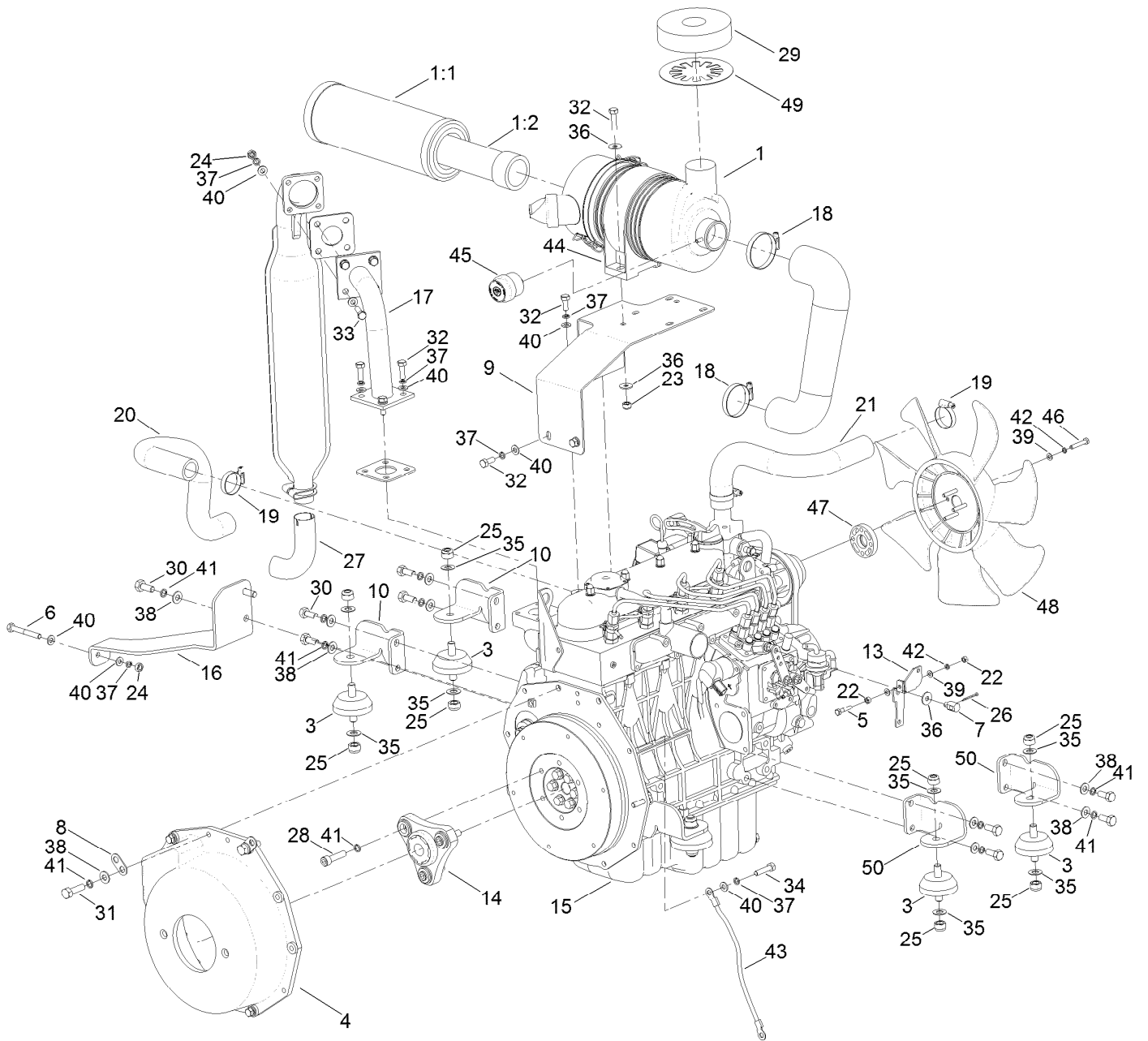
Cutter Control Manifold Assembly



Cutter Control Manifold Assembly (continued)

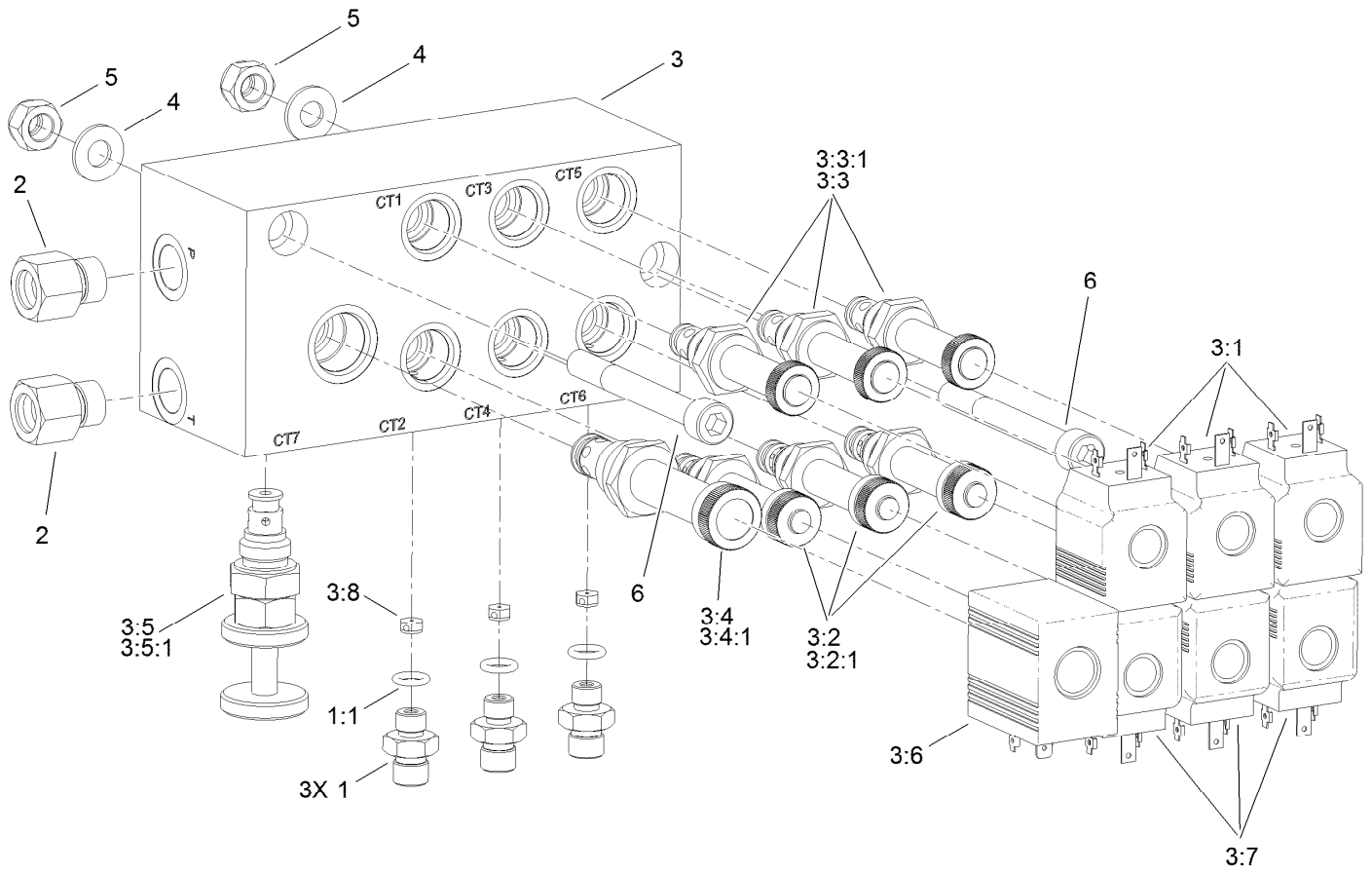
| <i>Ref.</i> | <i>Part Number</i> | <i>Qty.</i> | <i>Description</i> | <i>Ref.</i> | <i>Part Number</i> | <i>Qty.</i> | <i>Description</i> |
|-------------|--------------------|-------------|--|-------------|--------------------|-------------|------------------------|
| 1 | 09-06-216 | 2 | Adaptor-Bulkhead | 5:6:1 | 111-6836 | 1 | Seal Kit |
| 2 | 10-06-078 | 5 | Adaptor-Bspp | 5:6:2 | 111-6840 | 1 | Coil-Nut |
| 3 | 950726 | 1 | Adaptor-Bsp, 1/2 Inch | 5:8 | 115-8733 | 6 | Screw -HSH |
| 4 | 09368 | 3 | Screw-HH | 5:9 | 119-4619 | 1 | Coil-Solenoid |
| 5 | 111-6597 | 1 | Cutters Manifold ASM | 5:10 | 125-7554 | 3 | Valve-Solenoid, 12 Vdc |
| 5:1 | 111-6825 | 1 | Pressure-Proportional, Relief Valve | 5:10:1 | 125-7561 | 1 | Seal Kit |
| 5:1:1 | 111-6826 | 1 | Seal Kit | 5:11 | 106-1024 | 14 | Plug-Leak, Zero |
| 5:1:2 | 119-2160 | 1 | Nut-Coil | 5:12 | 106-1025 | 5 | Plug-HYD |
| 5:2 | 111-6829 | 3 | Valve-Spool, Piloted | 5:13 | 106-1026 | 14 | Plug-HYD |
| 5:2:1 | 111-6830 | 1 | Seal Kit | 5:14 | 106-1027 | 2 | Plug-HYD |
| 5:3 | 111-6831 | 1 | Coil-12V | 7 | 10-06-032 | 8 | Seal-Dowty |
| 5:4 | 111-6832 | 1 | Logic Element-Vented | 9 | ZWP1H000U | 3 | Washer-Plain |
| 5:4:1 | 111-6827 | 1 | Seal Kit | 10 | 910615 | 1 | Test Point-Bspp |
| 5:5 | 111-6833 | 3 | Relief Valve | 11 | 03469 | 3 | Washer-Spring |
| 5:5:1 | 111-6828 | 1 | Seal Kit | 12 | 10-06-030 | 1 | Seal-Dowty |
| 5:6 | 111-6835 | 1 | Valve-Solenoid | 13 | 10-06-085 | 1 | Adaptor |

Engine and Mounting Assembly



Engine and Mounting Assembly (continued)

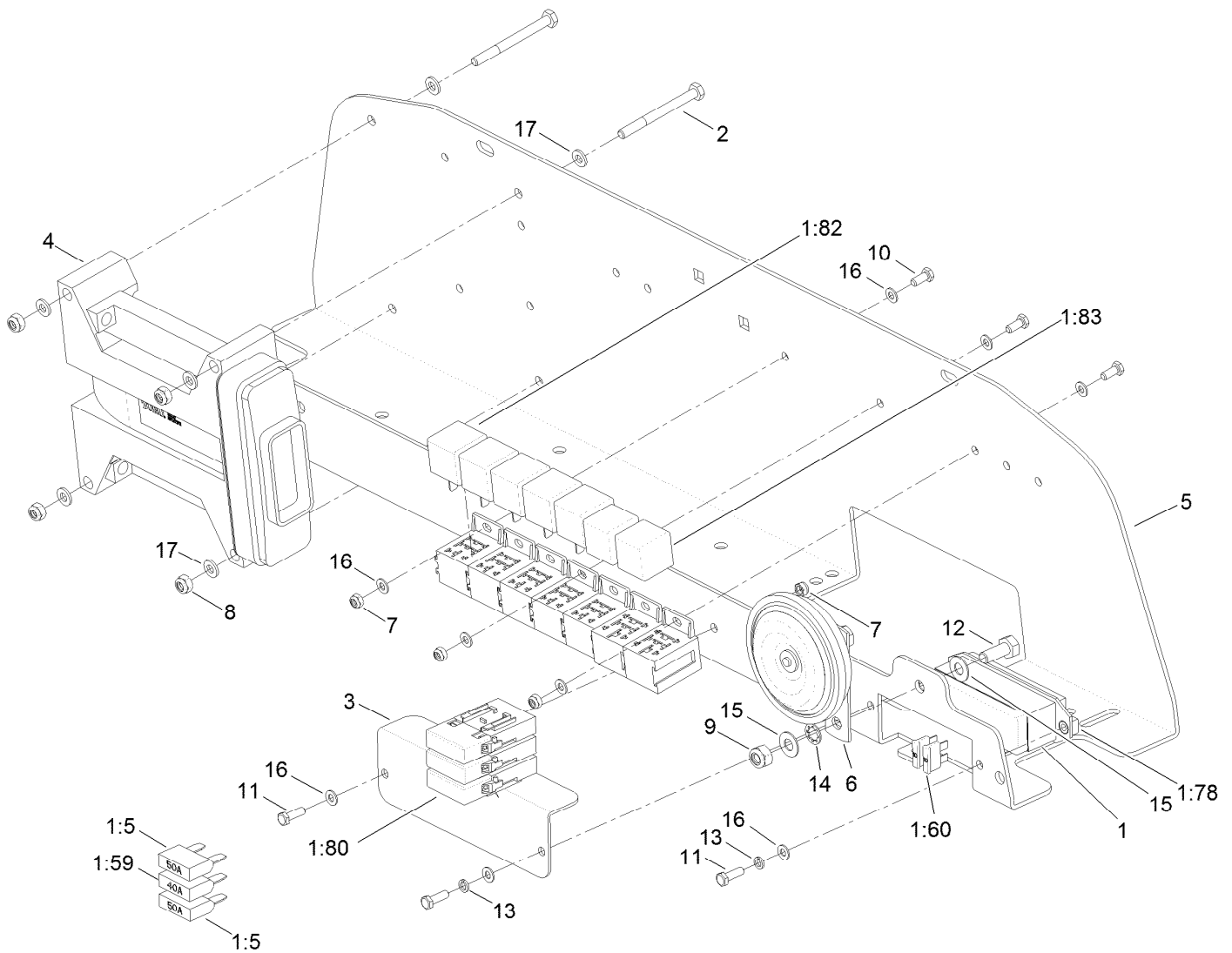
| <i>Ref.</i> | <i>Part Number</i> | <i>Qty.</i> | <i>Description</i> | <i>Ref.</i> | <i>Part Number</i> | <i>Qty.</i> | <i>Description</i> |
|-------------|--------------------|-------------|------------------------|-------------|--------------------|-------------|------------------------------|
| 1 | 111-3805 | 1 | Air Filter ASM | 27 | 940213 | 1 | Tail Pipe-Exhaust |
| 1:1 | 111-3808 | 1 | Filter-Element, Main | 28 | 111-3806 | 3 | Screw-HSH |
| 1:2 | 111-3809 | 1 | Filter-Element, Safety | 29 | 111-3555 | 1 | Seal-Air Intake |
| 3 | 910816 | 4 | Isomount-Engine | 30 | 50-11-005 | 10 | Screw-HH |
| 4 | 922851 | 1 | Housing-Bell | 31 | 111-0597 | 2 | Screw-HH |
| 5 | 09547 | 1 | Screw-HH | 32 | 03162 | 10 | Screw-HH |
| 6 | 09371 | 1 | Bolt | 33 | 09369 | 4 | Screw-HH |
| 7 | 111-3298 | 1 | Pivot-Throttle, Boss | 34 | ZDH1H035U | 8 | Screw-HH |
| 8 | 74-01-327 | 2 | Bracket-Loom Tie | 35 | 09283 | 8 | Washer |
| 9 | 111-2588-03 | 1 | Bracket-Air Cleaner | 36 | 09267 | 5 | Washer |
| 10 | 111-3043-03 | 2 | Bracket-Mount, Engine | 37 | 03469 | 20 | Washer-Spring |
| 13 | 111-3299-03 | 1 | Bracket-Throttle | 38 | ZWQ1J000U | 12 | Washer-Plain |
| 14 | 111-2556 | 1 | Coupling | 39 | ZWP1F000U | 6 | Washer-Plain |
| 15 | 111-1290 | 1 | Engine-Kubota | 40 | ZWP1H000U | 26 | Washer-Plain |
| 16 | 111-3045-03 | 1 | Stay-Exhaust | 41 | 09480 | 15 | Washer-Spring |
| 17 | 111-4012 | 1 | Flange-Exhaust | 42 | 09474 | 5 | Washer-Spring |
| 18 | 65-07-042 | 2 | Clip-Hose | 43 | 70-09-023 | 1 | Cable-Earth |
| 19 | 924438 | 4 | Clamp-Hose | 44 | 111-3807 | 1 | Bracket-Mounting, Air Filter |
| 20 | 111-2567 | 1 | Hose-Bottom, Radiator | 45 | 953870 | 1 | Indicator-Filter Blockage |
| 21 | 910921 | 1 | Hose-Top | 46 | 09645 | 4 | Setscrew-HH |
| 22 | 09437 | 2 | Nut | 47 | 104-4247 | 1 | Spacer-Fan |
| 23 | 09441 | 2 | Nut-Hex, NI | 48 | 110-0966 | 1 | Fan-Cooling |
| 24 | ZNH1H000U | 5 | Nut-Hex | 49 | 111-6937-03 | 1 | Washer-Pad, Intake Air |
| 25 | 09231 | 8 | Nut-Hex, Nyloc | 50 | 111-7141-03 | 2 | Bracket-Mount, Engine |
| 26 | 70-11-005 | 1 | Pin-Split | | | | |



Lift Manifold Assembly

| Ref. | Part Number | Qty. | Description |
|-------|-------------|------|------------------------|
| 1 | 950750 | 3 | Adaptor |
| 1:1 | 70-06-163 | 1 | Seal-O Ring |
| 2 | 111-3509 | 2 | Adaptor |
| 3 | 111-3435 | 1 | Manifold-Control, Lift |
| 3:1 | 111-3434 | 3 | Solenoid |
| 3:2 | 111-3436 | 3 | Valve-Solenoid |
| 3:2:1 | 111-4902 | 1 | Seal Kit |
| 3:3 | 111-3437 | 3 | Valve-Solenoid |
| 3:3:1 | 111-4902 | 1 | Seal Kit |
| 3:4 | 111-3438 | 1 | Valve-Solenoid |

| Ref. | Part Number | Qty. | Description |
|-------|-------------|------|-----------------------|
| 3:4:1 | 111-4903 | 1 | Seal Kit |
| 3:5 | 111-3439 | 1 | Needle-Valve |
| 3:5:1 | 111-4904 | 1 | Seal Kit |
| 3:6 | 111-3440 | 1 | Solenoid |
| 3:7 | 111-3688 | 3 | Solenoid Coil |
| 3:8 | 111-3689 | 3 | Plate-Orifice (2 Way) |
| 4 | ZWQ1J000U | 2 | Washer-Plain |
| 5 | ZNN1J000U | 2 | Nut-Hex, NI |
| 6 | 111-3520 | 2 | Screw-HSH |

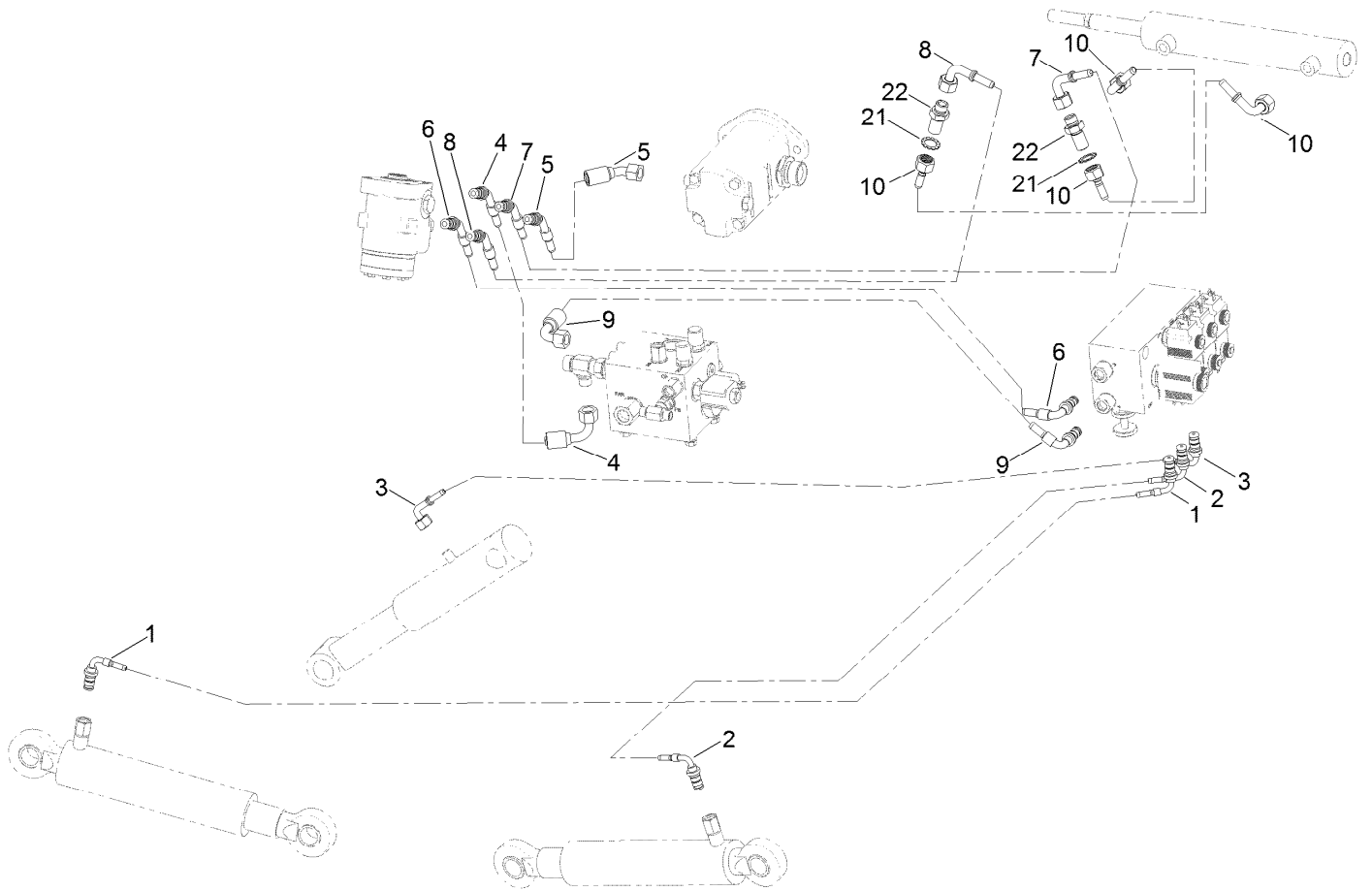


Electrical Assembly

| Ref. | Part Number | Qty. | Description | Ref. | Part Number | Qty. | Description |
|------|-------------|------|------------------------|------|-------------|------|-----------------------------|
| 1 | 111-6461 | 1 | Harness-Main | 8 | 09438 | 4 | Nut-Nyloc |
| 1:5 | 995714 | 2 | Fuse-50A, Maxifuse | 9 | 09441 | 1 | Nut-Hex, NI |
| 1:59 | 111-2898 | 1 | Fuse-40A, Maxifuse | 10 | ZDH1E012U | 3 | Screw-HH |
| 1:60 | 70-09-026 | 3 | Fuse-10A | 11 | ZDH1E016U | 3 | Screw-HH |
| 1:78 | 70-09-096 | 1 | Fuse Box-8 Way | 12 | 09368 | 1 | Screw-HH |
| 1:80 | 111-0302 | 3 | Cover-Maxifuse | 13 | 09644 | 2 | Washer-Spring |
| 1:82 | 924625 | 2 | Relay-70A | 14 | 09476 | 2 | Washer-Shakeproof |
| 1:83 | 111-0336 | 5 | Relay-30A | 15 | 09475 | 2 | Washer |
| 2 | 09703 | 4 | Bolt-HH | 16 | 09470 | 10 | Washer |
| 3 | 111-4842-03 | 1 | Bracket-Fuse | 17 | 09472 | 8 | Washer-Plain |
| 4 | 111-6750 | 1 | Controller ASM | 99 | 111-6745 | 1 | Harness-Manifold, Cutters ● |
| 5 | 111-3037-03 | 1 | Plate-Base, Electrical | 99 | 111-6751 | 1 | Harness-Solenoid, Reverse ● |
| 6 | 70-09-108 | 1 | Horn ASM | 99 | 111-3663 | 1 | Heat Shrink ● |
| 7 | 09430 | 4 | Nut-Nyloc | | | | |

● Not illustrated

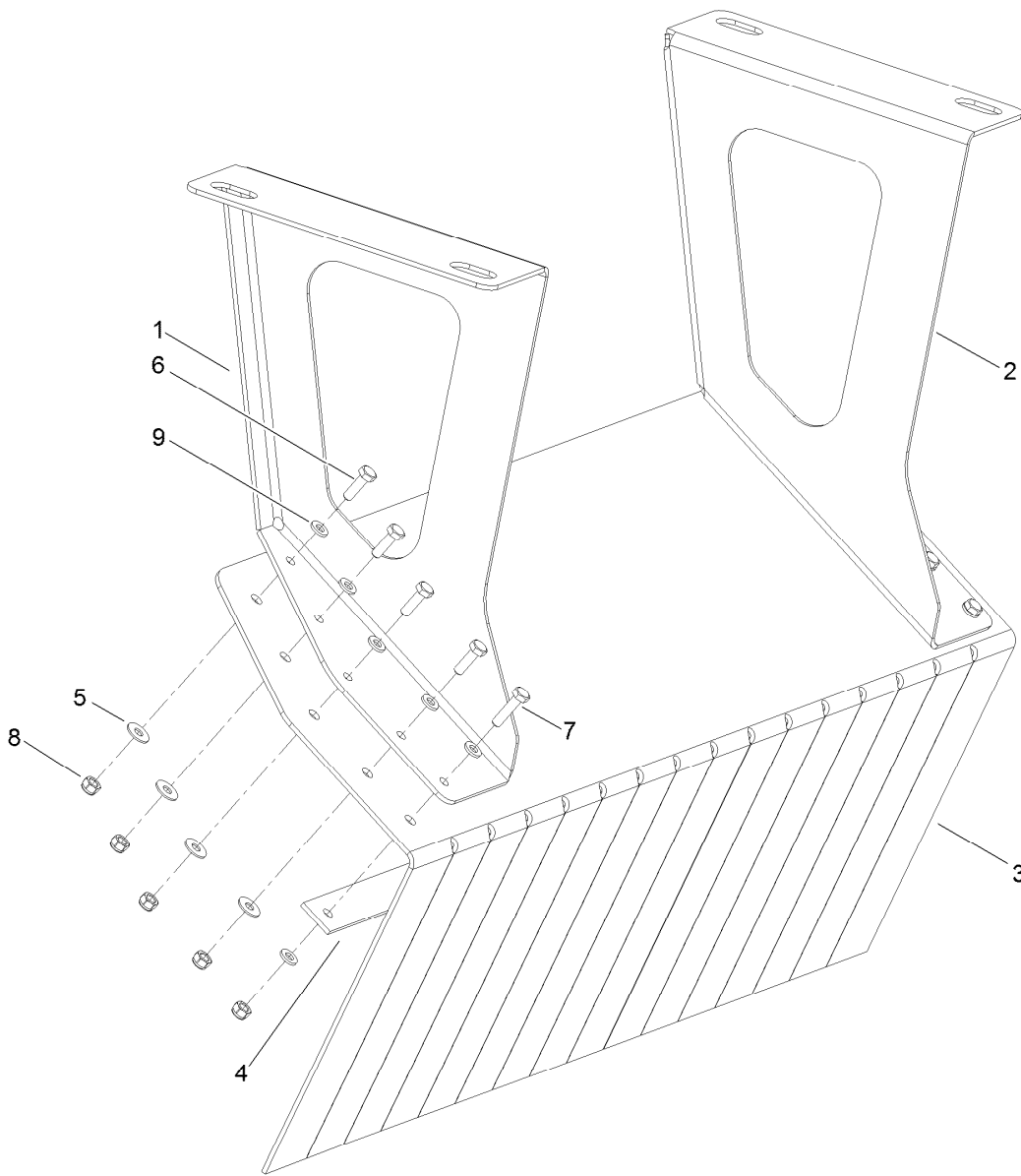
Lift / Steer Hydraulic Circuit Assembly



Lift / Steer Hydraulic Circuit Assembly (continued)

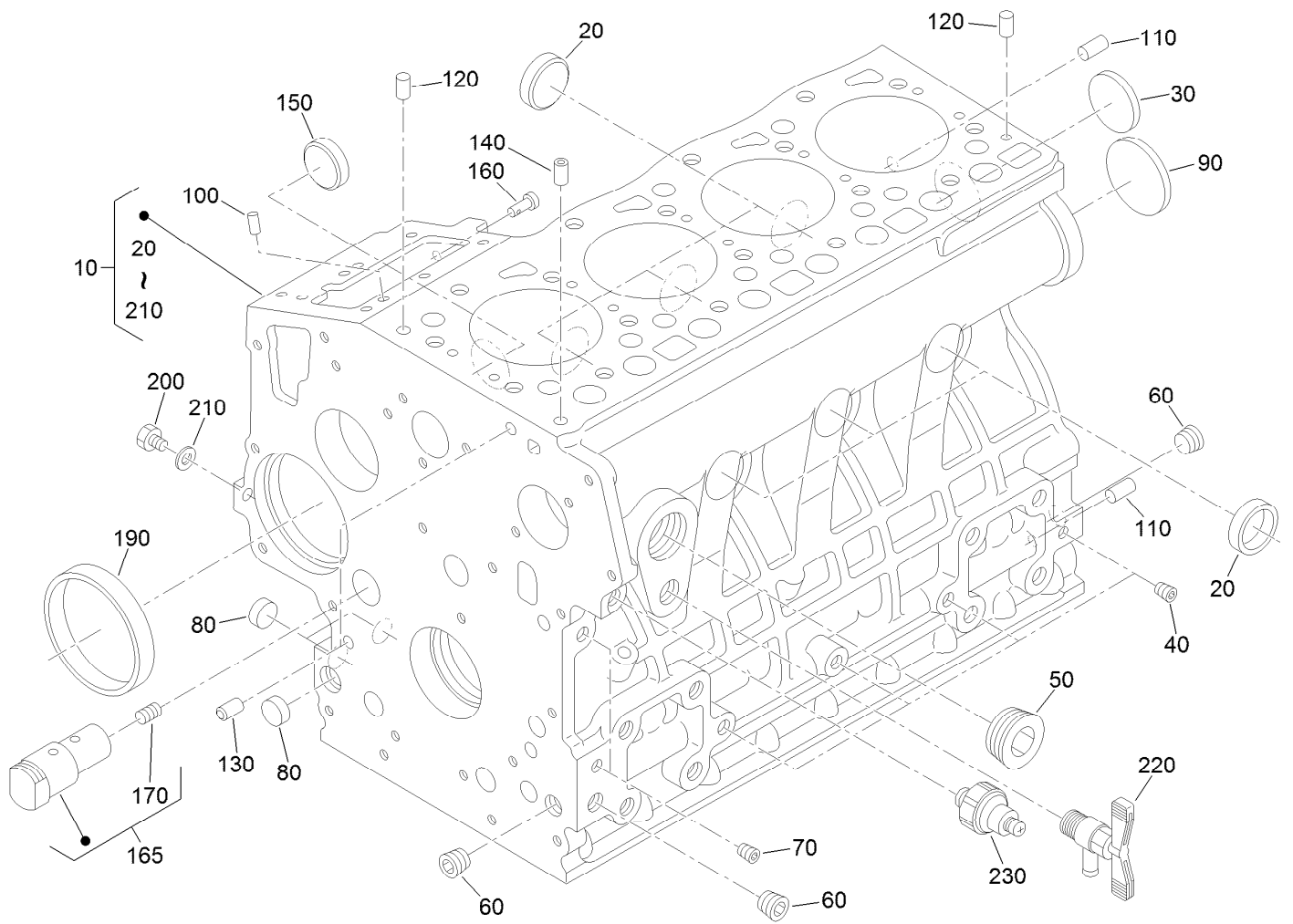
| <i>Ref.</i> | <i>Part Number</i> | <i>Qty.</i> | <i>Description</i> | <i>Ref.</i> | <i>Part Number</i> | <i>Qty.</i> | <i>Description</i> |
|-------------|--------------------|-------------|--------------------|-------------|--------------------|-------------|-----------------------|
| 1 | 111-3602 | 1 | Hose | 7 | 111-7538 | 1 | Hose |
| 2 | 111-3603 | 1 | Hose | 8 | 111-7539 | 1 | Hose |
| 3 | 111-3611 | 1 | Hose | 9 | 111-3618 | 1 | Hose |
| 4 | 111-3613 | 1 | Hose | 10 | 111-7537 | 2 | Hose |
| 5 | 111-3614 | 1 | Hose | 21 | 111-5622 | 2 | Washer-Lock, Serrated |
| 6 | 111-3615 | 1 | Hose | 22 | 30-06-208 | 2 | Adaptor |
| 6:5 | 111-3509 | 2 | Adaptor ● | | | | |

● Not illustrated



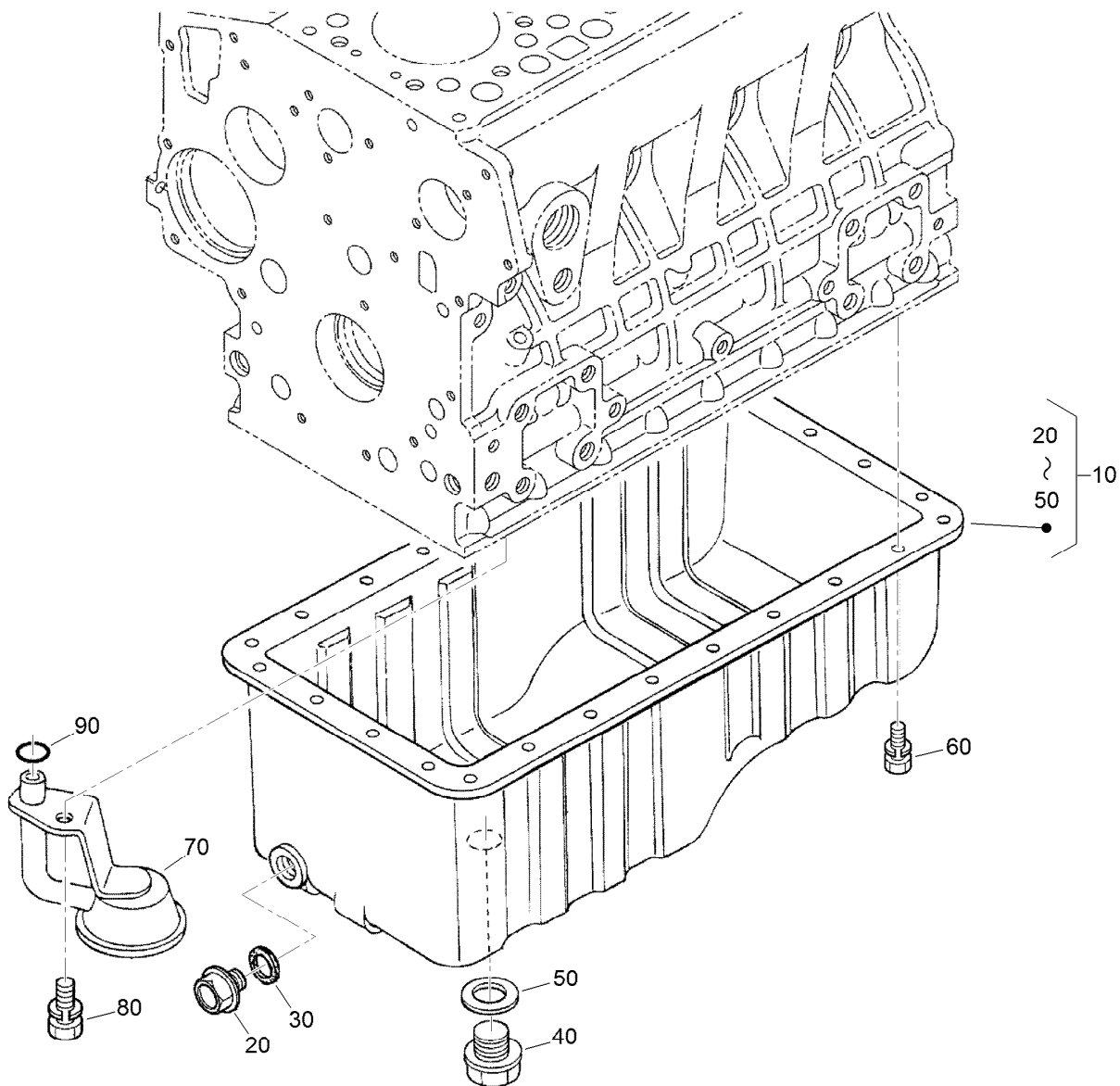
Center Flap Kit

| Ref. | Part Number | Qty. | Description |
|------|-------------|------|--------------------------------|
| 1 | 111-6171-03 | 1 | Mount-Flap, LH |
| 2 | 111-6172-03 | 1 | Mount-Flap, RH |
| 3 | 111-6173 | 1 | Deflector-Chassis, Wide |
| 4 | 111-6183-03 | 1 | *obs* Deflector-Chassis, Strap |
| 5 | 09262 | 8 | Washer |
| 6 | 09363 | 8 | Screw-HH |
| 7 | 09364 | 2 | Screw-HH |
| 8 | 09438 | 10 | Nut-Nyloc |
| 9 | 09472 | 12 | Washer-Plain |



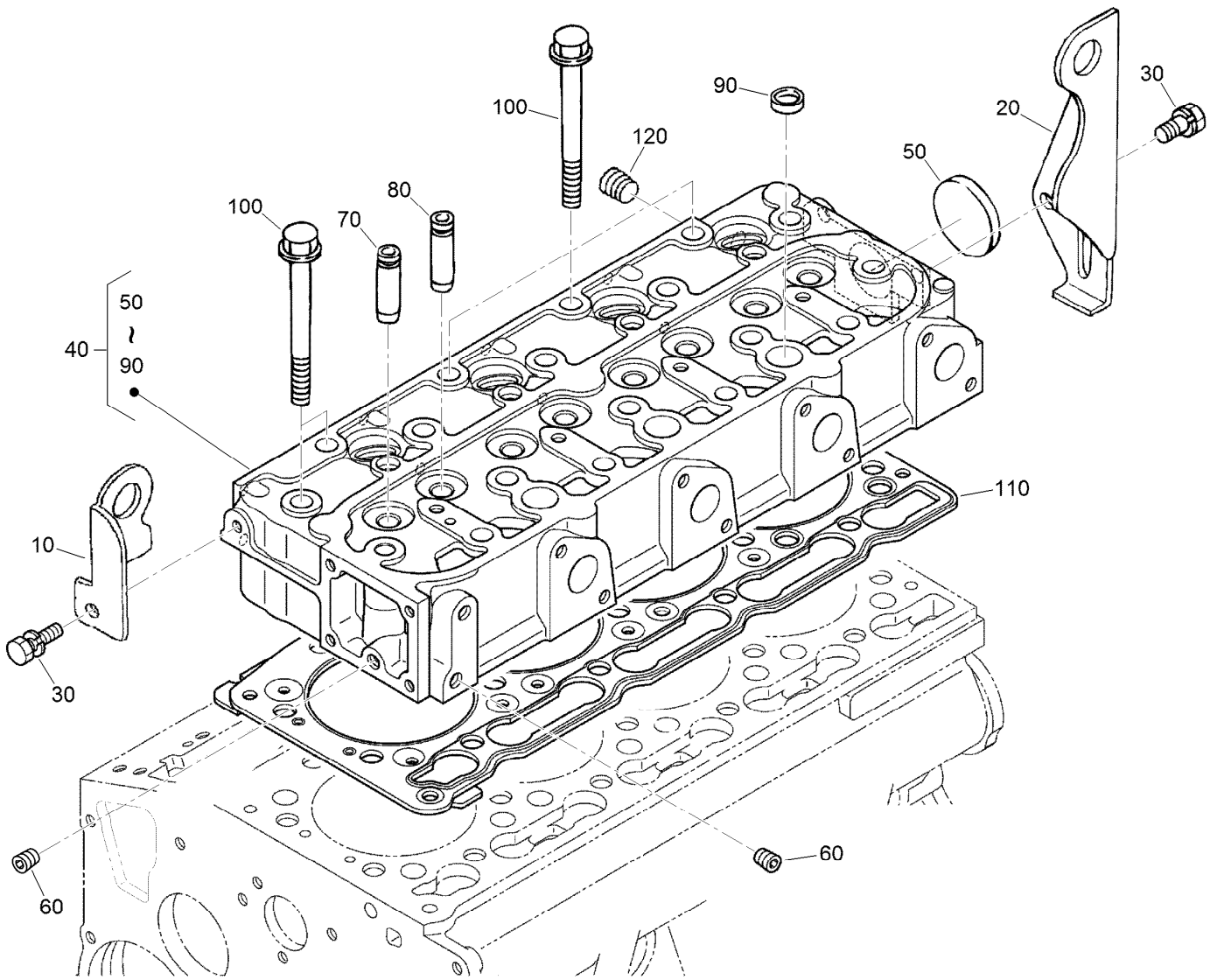
Crankcase Assembly

| <i>Ref.</i> | <i>Part Number</i> | <i>Qty.</i> | <i>Description</i> | <i>Ref.</i> | <i>Part Number</i> | <i>Qty.</i> | <i>Description</i> |
|-------------|--------------------|-------------|--------------------|-------------|--------------------|-------------|------------------------|
| 10 | 120-2558 | 1 | Crankcase ASM | 130 | 98-9387 | 2 | Pin-Pipe |
| 20 | 98-9398 | 6 | Cap-Sealing | 140 | 98-9539 | 1 | Pin-Pipe |
| 30 | 98-7539 | 1 | Cap-Sealing | 150 | 98-9599 | 1 | Plug |
| 40 | 98-9687 | 4 | Plug | 160 | 105-3796 | 1 | Pin-Spring, Start |
| 50 | 105-3779 | 1 | Plug | 165 | 130-1237 | 1 | Idler Shaft ASM |
| 60 | 98-9597 | 3 | Plug | 170 | 98-9675 | 1 | Plug |
| 70 | 98-7487 | 2 | Plug | 190 | 98-9656 | 1 | Bushing-Governor, Gear |
| 80 | 98-9379 | 3 | Plug-Expansion | 200 | 120-2559 | 1 | Plug |
| 90 | 98-9668 | 1 | Plug-Expansion | 210 | 98-7428 | 1 | Gasket |
| 100 | 98-9375 | 2 | Pin-Straight | 220 | 120-3121 | 1 | Draincock ASM |
| 110 | 98-9377 | 2 | Pin-Straight | 230 | 98-7764 | 1 | Switch-Oil |
| 120 | 98-9376 | 2 | Pin-Straight | | | | |



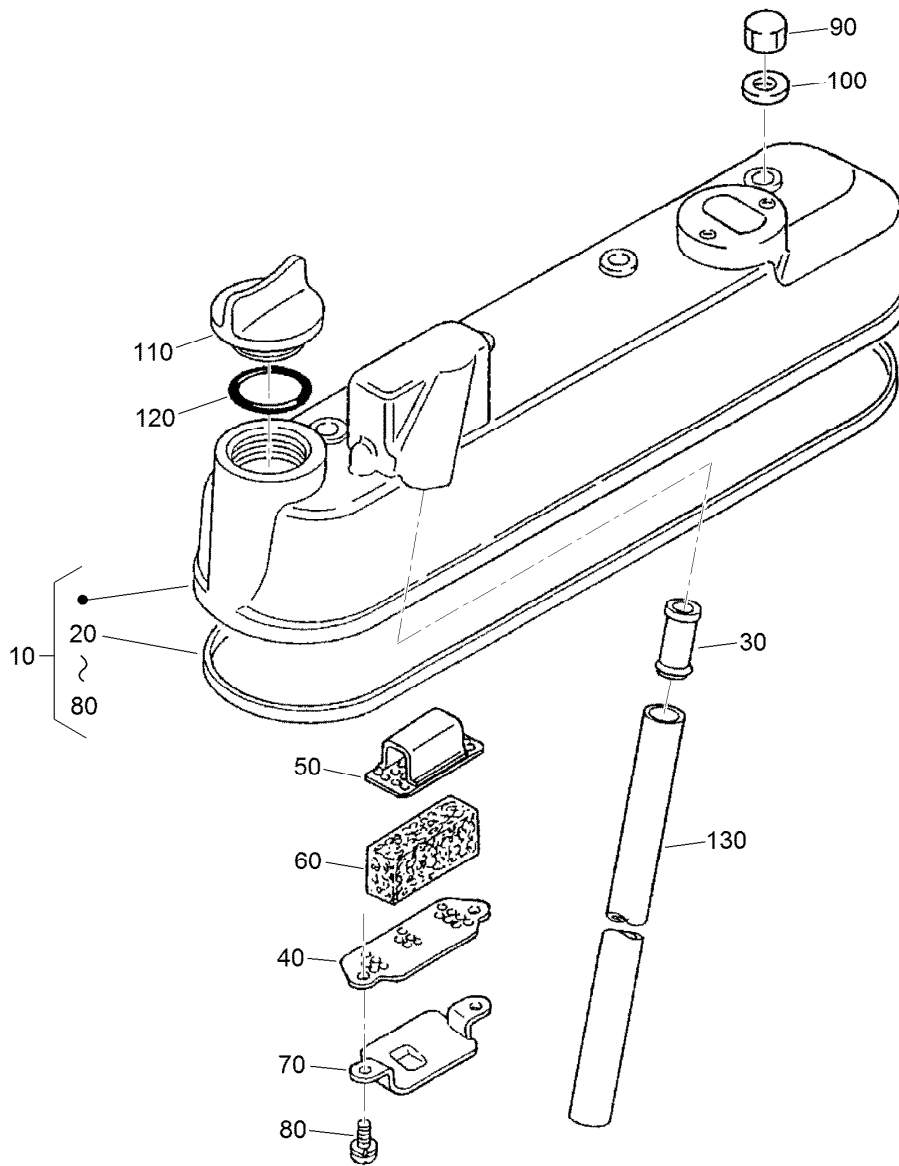
Oil Pan and Oil Pump Assembly

| Ref. | Part Number | Qty. | Description |
|------|-------------|------|-----------------|
| 10 | 130-1283 | 1 | Oil Pan Kit |
| 20 | 114-8151 | 1 | Plug-Drain |
| 30 | 98-7524 | 1 | Gasket |
| 40 | 105-3703 | 1 | Plug-Drain |
| 50 | 110-9715 | 1 | Gasket-Pan, Oil |
| 60 | 98-9351 | 26 | Bolt |
| 70 | 115-4116 | 1 | Filter-Oil |
| 80 | 98-7526 | 1 | Bolt |
| 90 | 105-3776 | 1 | O-Ring |



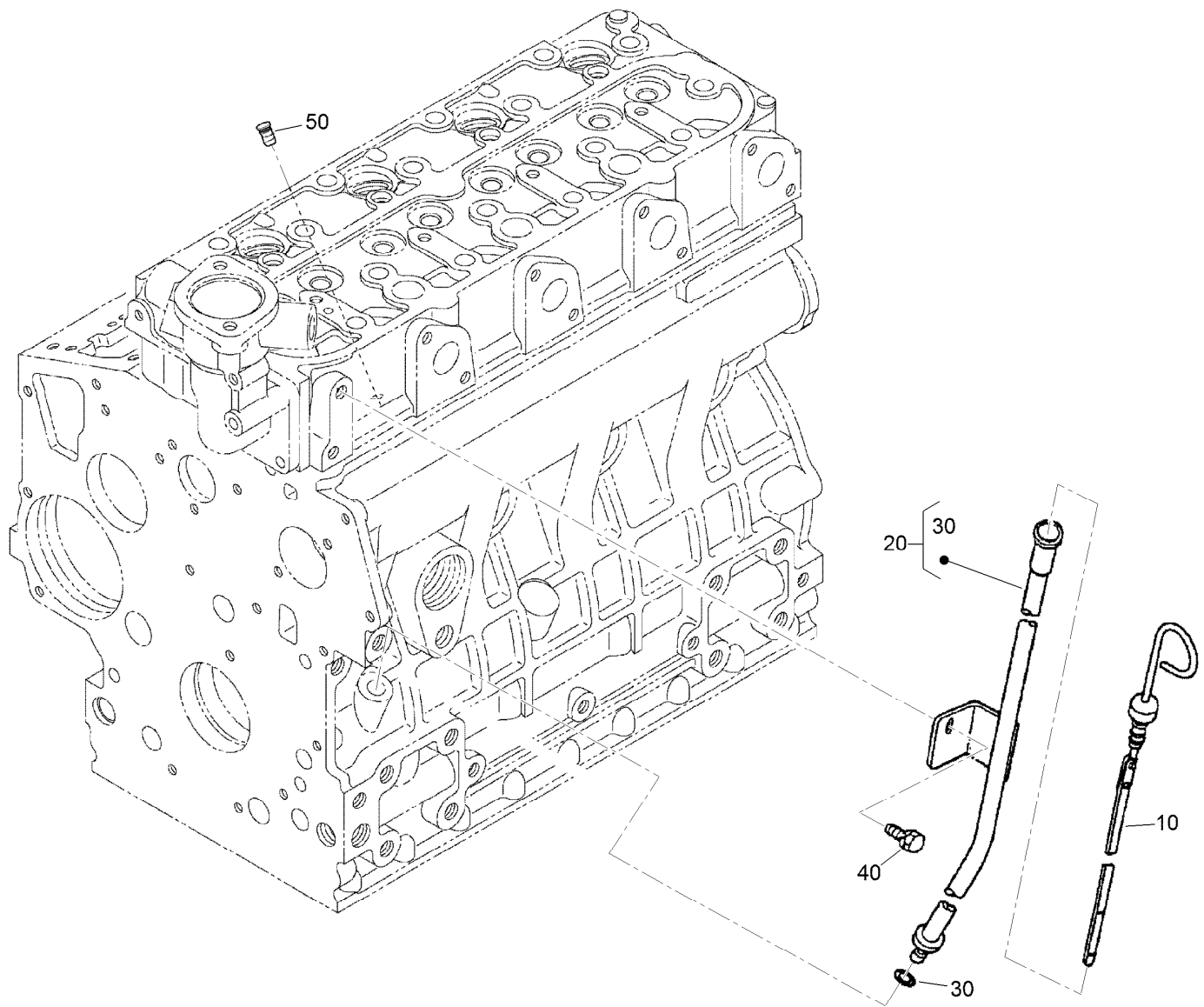
Cylinder Head Assembly

| <i>Ref.</i> | <i>Part Number</i> | <i>Qty.</i> | <i>Description</i> |
|-------------|--------------------|-------------|-----------------------|
| 10 | 130-1231 | 1 | Hook-Engine |
| 20 | 98-9478 | 1 | Hook-Engine |
| 30 | 100-9195 | 2 | Bolt |
| 40 | 130-1382 | 1 | Cylinder Head ASM |
| 50 | 105-3705 | 1 | Cap-Sealing |
| 60 | 98-9687 | 2 | Plug |
| 70 | 107-9066 | 4 | Guide-Valve, Inlet |
| 80 | 107-9067 | 4 | Guide-Valve, Exhaust |
| 90 | 98-9389 | 3 | Cap-Sealing |
| 100 | 98-9479 | 18 | Bolt-Head, Cylinder |
| 110 | 127-0434 | 1 | Gasket-Head, Cylinder |
| 120 | 98-9444 | 1 | Plug |



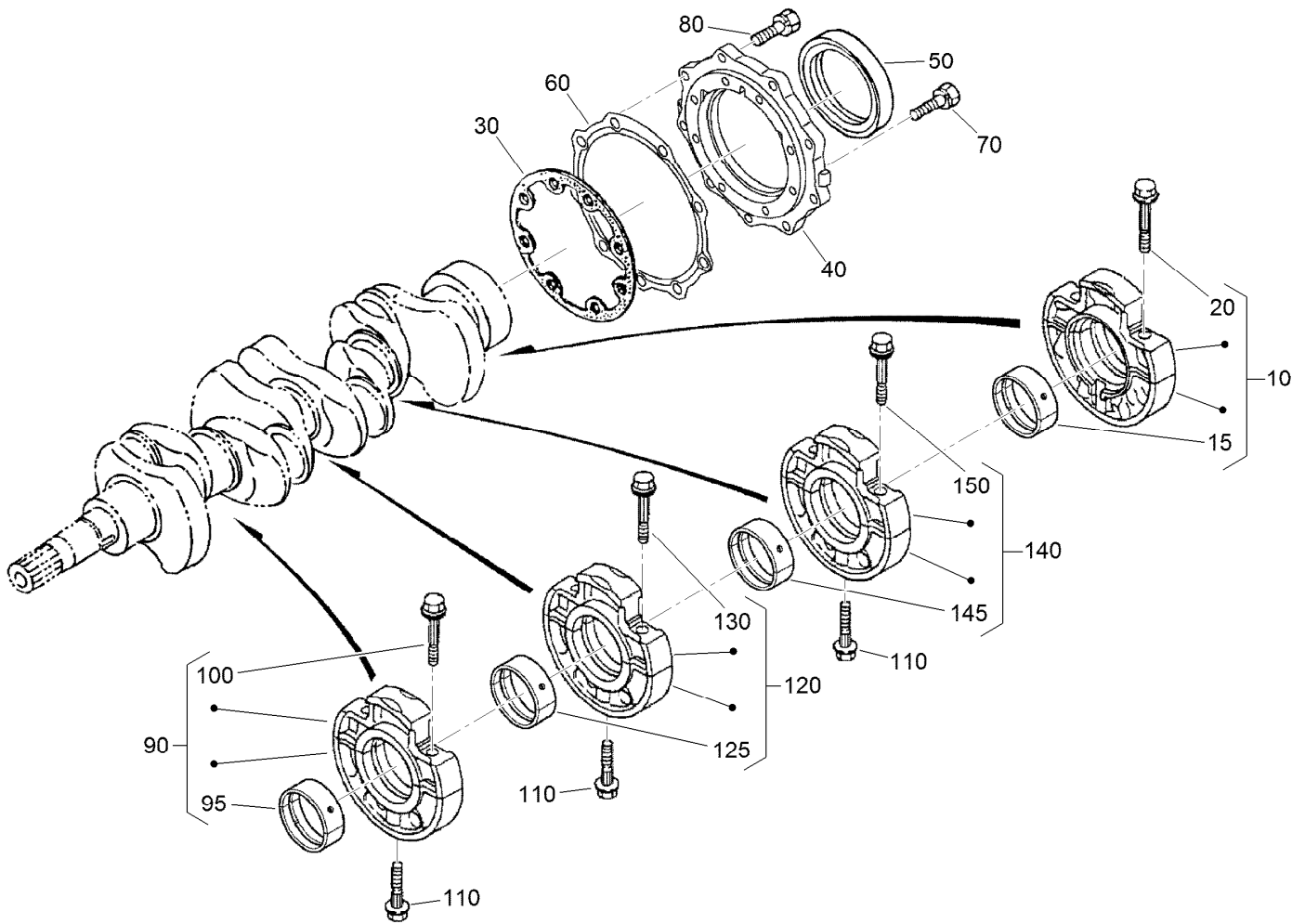
Cylinder Head Cover Assembly

| Ref. | Part Number | Qty. | Description |
|------|-------------|------|-------------------------|
| 10 | 105-3711 | 1 | Cylinder Head Cover ASM |
| 20 | 105-3712 | 1 | Gasket-Cover, Head |
| 30 | 98-9492 | 1 | Joint-Pipe, Breather |
| 40 | 98-9488 | 1 | Plate-Element, Breather |
| 50 | 98-9489 | 1 | Plate-Element, Breather |
| 60 | 98-9493 | 1 | Element-Breather |
| 70 | 98-9490 | 1 | Shield-Oil, Breather |
| 80 | 98-9364 | 2 | Screw (With Washer) |
| 90 | 98-9455 | 4 | Nut-Cap |
| 100 | 98-9454 | 4 | Gasket |
| 110 | 107-9075 | 1 | Plug-Filler, Oil |
| 120 | 99-3446 | 1 | O-Ring |
| 130 | 98-9491 | 1 | Pipe-Breather |



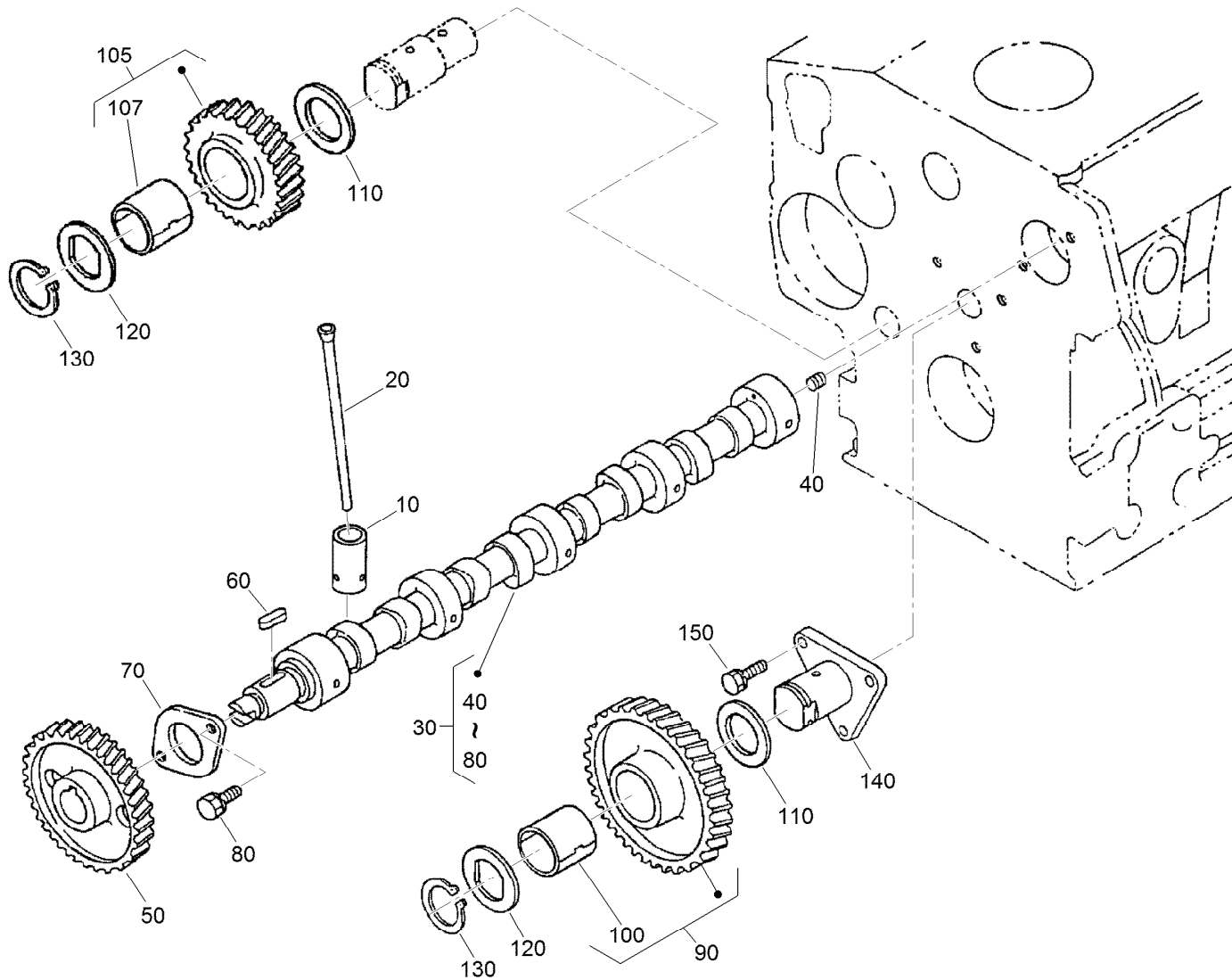
Dipstick and Guide Assembly

| <i>Ref.</i> | <i>Part Number</i> | <i>Qty.</i> | <i>Description</i> |
|-------------|--------------------|-------------|---------------------|
| 10 | 120-3124 | 1 | Gauge-Oil |
| 20 | 98-9672 | 1 | Oil Gauge Guide ASM |
| 30 | 98-9722 | 1 | O-Ring |
| 40 | 100-9195 | 1 | Bolt |
| 50 | 110-3720 | 1 | Plug-Gauge, Oil |



Main Bearing Case Assembly

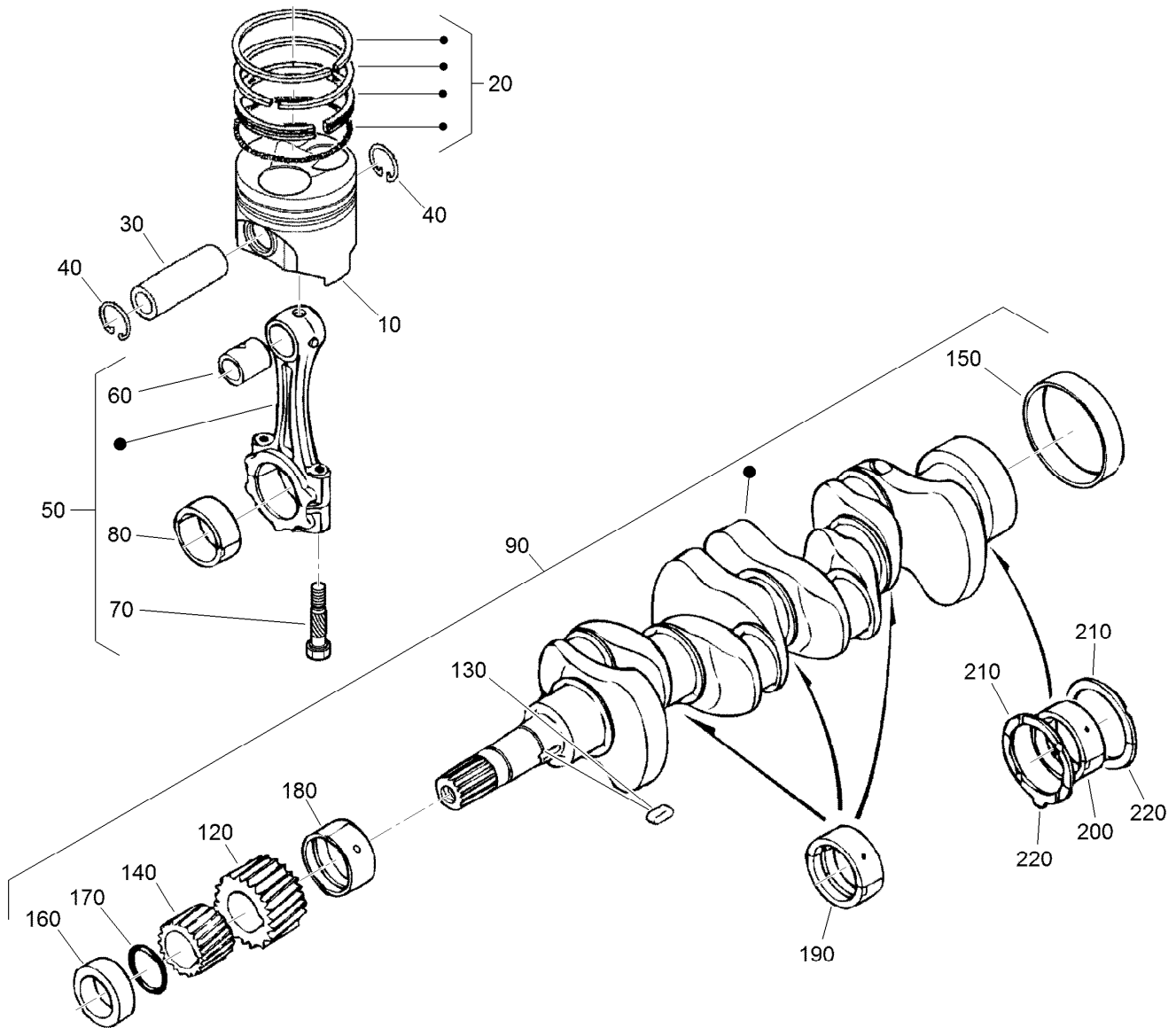
| <i>Ref.</i> | <i>Part Number</i> | <i>Qty.</i> | <i>Description</i> | <i>Ref.</i> | <i>Part Number</i> | <i>Qty.</i> | <i>Description</i> |
|-------------|--------------------|-------------|------------------------|-------------|--------------------|-------------|----------------------------|
| 10 | 112-7026 | 1 | Wheel Bearing Case ASM | 95 | 98-9524 | 1 | Metal-Crankshaft (STD Set) |
| 15 | 115-4121 | 1 | Metal-Crankshaft (STD) | 100 | 98-9484 | 2 | Bolt-Case, Bearing |
| 20 | 98-9484 | 2 | Bolt-Case, Bearing | 110 | 98-9485 | 3 | Bolt-Case, Bearing |
| 30 | 127-0440 | 1 | Gasket-Case, Bearing | 120 | 115-4107 | 1 | Main Bearing Case ASM |
| 40 | 112-7046 | 1 | Cover-Case, Bearing | 125 | 98-9524 | 1 | Metal-Crankshaft (STD Set) |
| 50 | 112-0180 | 1 | Seal-Oil | 130 | 98-9484 | 2 | Bolt-Case, Bearing |
| 60 | 112-7037 | 1 | Gasket-Cover, Case | 140 | 130-1265 | 1 | Main Bearing Case ASM |
| 70 | 127-0441 | 8 | Bolt | 145 | 98-9524 | 1 | Metal-Crankshaft (STD Set) |
| 80 | 127-0442 | 9 | Bolt | 150 | 98-9484 | 2 | Bolt-Case, Bearing |
| 90 | 115-4106 | 1 | Main Bearing Case ASM | | | | |



Camshaft and Idle Gear Shaft Assembly

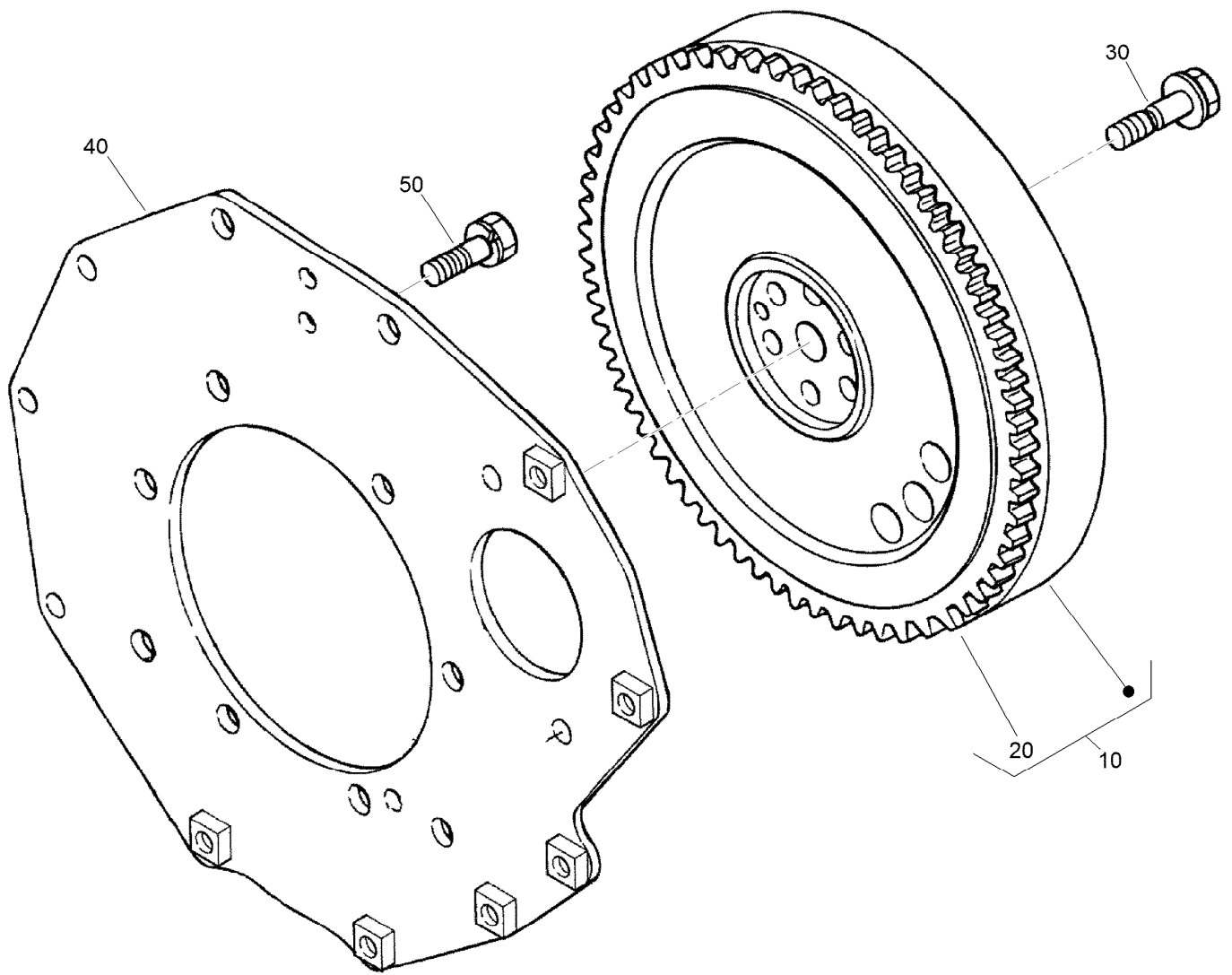
| Ref. | Part Number | Qty. | Description |
|------|-------------|------|------------------|
| 10 | 112-0185 | 8 | Tappet |
| 20 | 127-0421 | 8 | Rod-Push |
| 30 | 120-3116 | 1 | Camshaft ASM |
| 40 | 110-3729 | 1 | Ball |
| 50 | 98-9512 | 1 | Gear-Cam |
| 60 | 98-9378 | 1 | Key-Feather |
| 70 | 98-9510 | 1 | Stopper-Camshaft |
| 80 | 98-7692 | 2 | Bolt |
| 90 | 117-7584 | 1 | Idle Gear ASM |

| Ref. | Part Number | Qty. | Description |
|------|-------------|------|--------------------|
| 100 | 117-7585 | 1 | Bushing-Gear, Idle |
| 105 | 130-1259 | 1 | Idler Gear ASM |
| 107 | 117-7585 | 1 | Bushing-Gear, Idle |
| 110 | 98-9535 | 1 | Collar-Gear, Idle |
| 120 | 98-9536 | 1 | Collar-Gear, Idle |
| 130 | 98-9534 | 1 | Circlip-Gear, Idle |
| 140 | 98-9533 | 1 | Shaft-Gear, Idle |
| 150 | 98-7692 | 3 | Bolt |



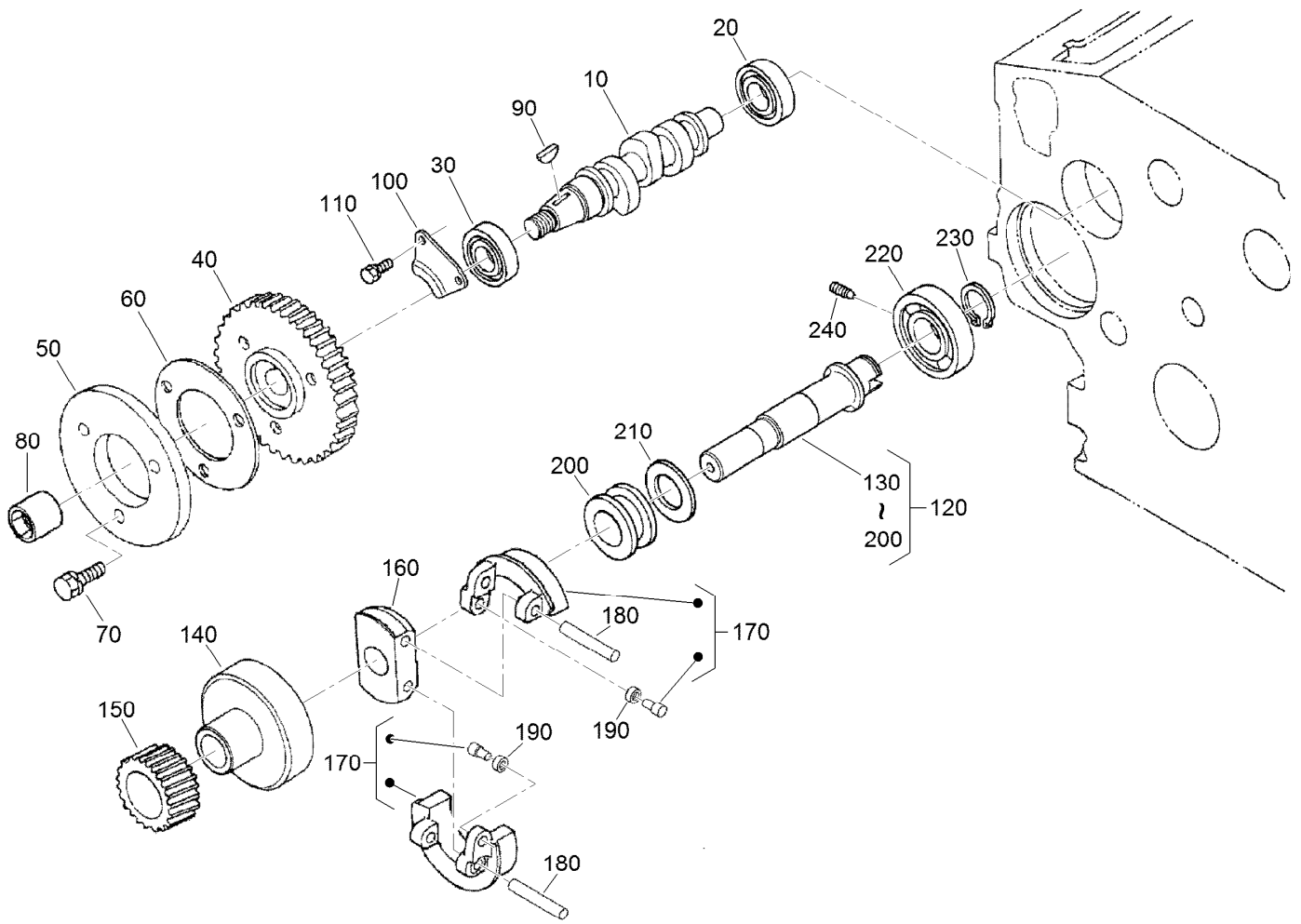
Piston and Crankshaft Assembly

| <i>Ref.</i> | <i>Part Number</i> | <i>Qty.</i> | <i>Description</i> | <i>Ref.</i> | <i>Part Number</i> | <i>Qty.</i> | <i>Description</i> |
|-------------|--------------------|-------------|-------------------------|-------------|--------------------|-------------|----------------------------|
| 10 | 112-8404 | 4 | Piston (STD) | 160 | 127-0444 | 1 | Collar-Crankshaft |
| 10 | 112-8414 | 4 | Piston (+0.5Mm) | 170 | 105-3783 | 1 | O-Ring |
| 20 | 98-9551 | 4 | Piston Ring ASM (STD) | 180 | 112-7005 | 1 | Bearing-Main (STD) |
| 20 | 108-1404 | 4 | Piston Ring ASM (0.5Mm) | 180 | 98-9528 | 1 | Bearing-Main (-0.2Mm) |
| 30 | 98-9513 | 4 | Pin-Piston | 180 | 130-1274 | 1 | Metal-Crankshaft (-0.40Mm) |
| 40 | 98-9514 | 8 | Circlip-Pin, Piston | 190 | 98-9524 | 3 | Metal-Crankshaft (STD Set) |
| 50 | 117-7586 | 4 | Connecting Rod ASM | 190 | 127-0433 | 3 | Metal-Crankshaft (-0.2Mm) |
| 60 | 115-3014 | 4 | Bushing-Pin, Piston | 190 | 98-9531 | 3 | Bearing-Main (0.4Mm) |
| 70 | 98-9517 | 8 | Bolt-Rod, Connecting | 200 | 115-4121 | 1 | Metal-Crankshaft (STD) |
| 80 | 98-9553 | 4 | Bearing-Rod (STD) | 200 | 112-7039 | 1 | Metal-Crankshaft (0.2Mm) |
| 80 | 117-7587 | 4 | Metal-Crankpin (-0.2Mm) | 200 | 112-7040 | 1 | Metal-Crankshaft (-0.4Mm) |
| 80 | 117-7588 | 4 | Metal-Crankpin (-0.4Mm) | 210 | 98-9413 | 2 | Bearing-Thrust (STD) |
| 90 | 120-2561 | 1 | Crankshaft ASM | 210 | 127-0416 | 2 | Metal-Side (+0.2Mm) |
| 120 | 117-7561 | 1 | Gear-Crankshaft | 210 | 127-0417 | 2 | Metal-Side (+0.40Mm) |
| 130 | 98-9666 | 1 | Key | 220 | 98-9688 | 2 | Bearing-Thrust (STD) |
| 140 | 127-0445 | 1 | Gear-Drive, Oil Pump | 220 | 127-0437 | 2 | Metal-Side (+0.2Mm) |
| 150 | 98-9522 | 1 | Sleeve-Crankshaft | 220 | 127-0438 | 2 | Metal-Side (+0.40Mm) |



Flywheel Assembly

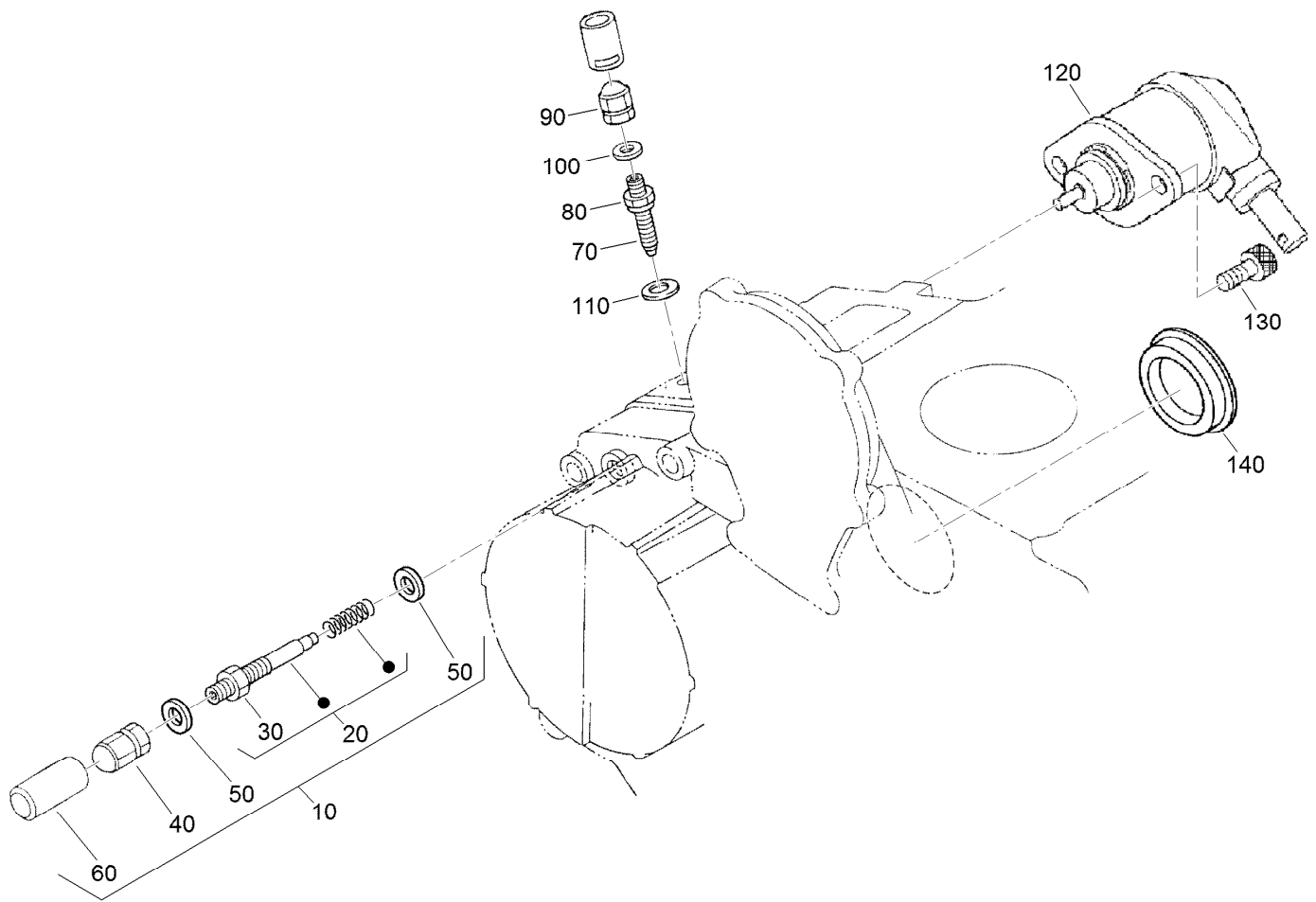
| <i>Ref.</i> | <i>Part Number</i> | <i>Qty.</i> | <i>Description</i> |
|-------------|--------------------|-------------|--------------------|
| 10 | 105-3721 | 1 | Flywheel ASM |
| 20 | 115-3015 | 1 | Gear-Ring |
| 30 | 98-9537 | 6 | Bolt-Flywheel |
| 40 | 98-9486 | 1 | Plate-End, Rear |
| 50 | 98-9392 | 8 | Bolt |



Fuel Camshaft and Governor Shaft Assembly

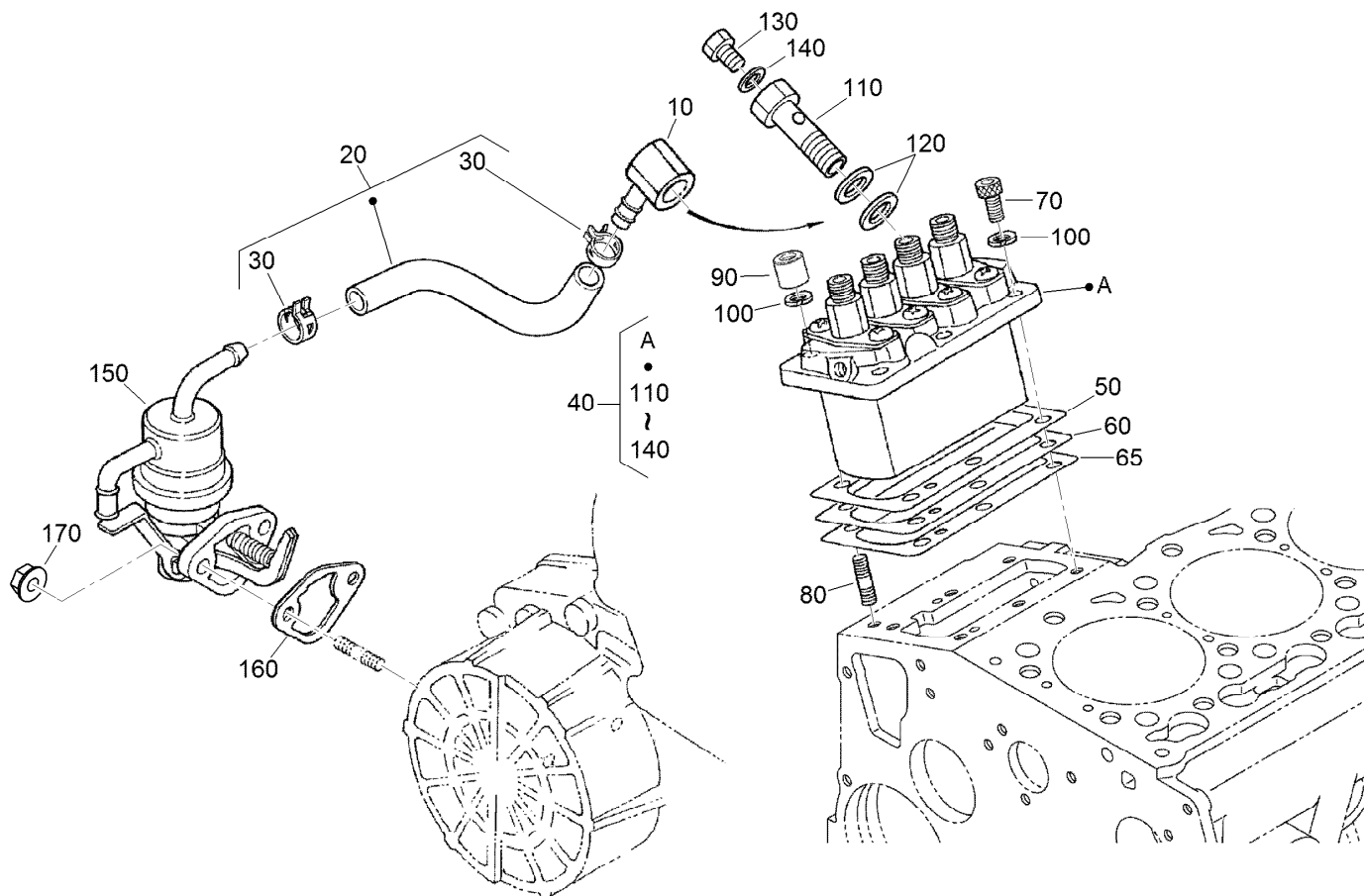
| Ref. | Part Number | Qty. | Description |
|------|-------------|------|------------------------|
| 10 | 105-3723 | 1 | Camshaft-Fuel |
| 20 | 107-9077 | 1 | Bearing-Ball |
| 30 | 107-9078 | 1 | Bearing-Ball |
| 40 | 98-9669 | 1 | Gear-Pump, Injection |
| 50 | 130-1239 | 1 | Cam-Fuel |
| 60 | 98-9548 | 1 | Washer |
| 70 | 98-9350 | 3 | Bolt |
| 80 | 130-1512 | 1 | Nut |
| 90 | 98-9595 | 1 | Key-Woodruff |
| 100 | 98-9511 | 1 | Stopper-Fuel, Camshaft |
| 110 | 98-7692 | 2 | Bolt |
| 120 | 130-1266 | 1 | Governor Shaft ASM |

| Ref. | Part Number | Qty. | Description |
|------|-------------|------|-------------------------|
| 130 | 105-3725 | 1 | Shaft, Governor |
| 140 | 98-9562 | 1 | Holder-Gear, Governor |
| 150 | 98-9673 | 1 | Gear-Governor |
| 160 | 98-9561 | 1 | Holder-Weight, Governor |
| 170 | 130-1240 | 2 | Governor Weight ASM |
| 180 | 98-9560 | 2 | Shaft-Weight, Governor |
| 190 | 98-9692 | 2 | Roller |
| 200 | 98-9563 | 1 | Sleeve-Governor |
| 210 | 98-9564 | 1 | Washer-Thrust |
| 220 | 107-9079 | 1 | Bearing-Ball |
| 230 | 98-9657 | 1 | Circlip-Shaft, Governor |
| 240 | 98-9565 | 1 | Screw-Set |



Idle Apparatus and Stop Solenoid Assembly

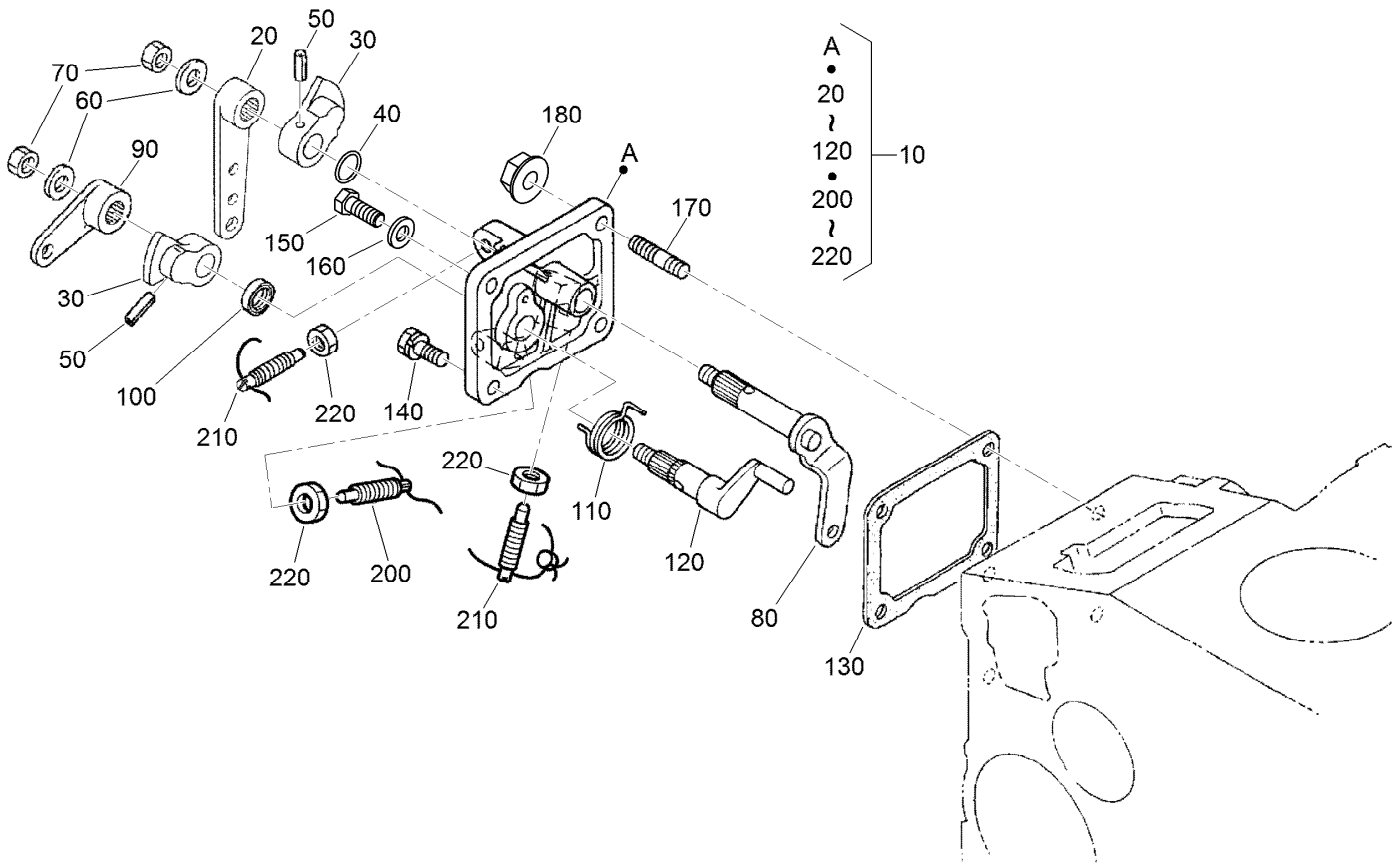
| <i>Ref.</i> | <i>Part Number</i> | <i>Qty.</i> | <i>Description</i> |
|-------------|--------------------|-------------|--------------------|
| 10 | 98-9678 | 1 | Idle Apparatus ASM |
| 20 | 112-7014 | 1 | Adjusting Bolt ASM |
| 30 | 98-9439 | 1 | Nut |
| 40 | 112-0181 | 1 | Nut |
| 50 | 98-7654 | 2 | Gasket |
| 60 | 98-7656 | 1 | Cap |
| 70 | 112-7015 | 1 | Bolt-Adjusting |
| 80 | 100-2175 | 1 | Nut-Lock |
| 90 | 112-0181 | 1 | Nut |
| 100 | 98-7654 | 1 | Gasket |
| 110 | 107-9081 | 1 | Gasket |
| 120 | 104-5155 | 1 | Solenoid-Stop |
| 130 | 130-1155 | 2 | Screw-HSH |
| 140 | 112-7016 | 1 | Cover-Pump |



Injection Pump and Fuel Pump Assembly

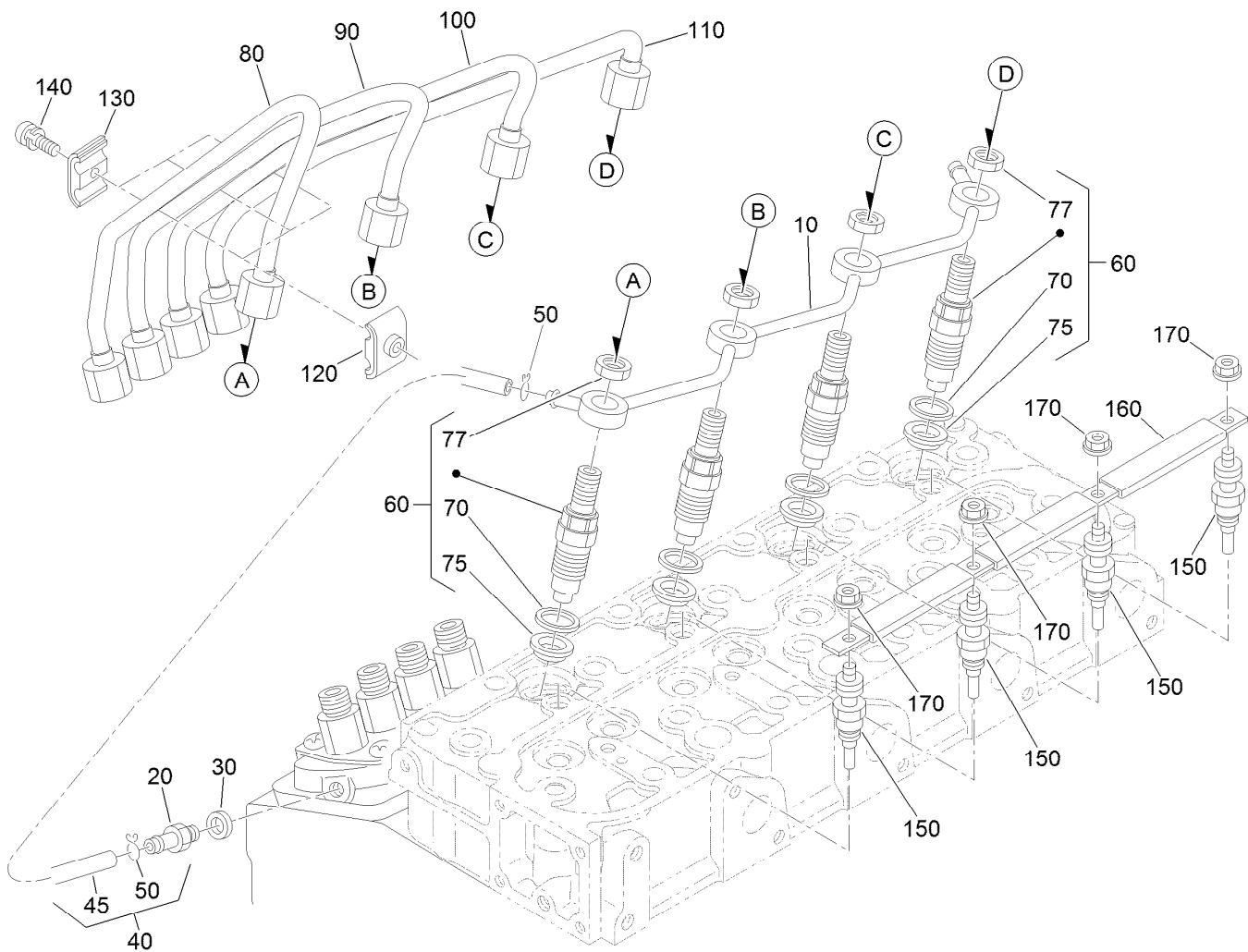
| Ref. | Part Number | Qty. | Description |
|------|-------------|------|----------------------------------|
| 10 | 98-9596 | 1 | Joint-Eye |
| 20 | 130-1238 | 1 | Fuel Pipe ASM |
| 30 | 100-2217 | 2 | Clip-Pipe |
| 40 | 105-3727 | 1 | Injection Pump ASM |
| 50 | 105-3728 | 1 | Shim-Pump, Injection (.20Mm) |
| 50 | 105-3729 | 1 | Shim-Pump, Injection (.25Mm) |
| 60 | 105-3730 | 1 | Shim-Pump, Injection (.30Mm) |
| 60 | 115-3016 | 1 | Shim-Pump, Injection (.350Mm) |
| 65 | 115-3017 | 1 | Shim-Pump, Injection (.175Mm) |

| Ref. | Part Number | Qty. | Description |
|------|-------------|------|-------------------|
| 70 | 117-7564 | 3 | Bolt-Hex Soc HD |
| 80 | 98-9438 | 3 | Stud |
| 90 | 98-9440 | 3 | Nut-Cap |
| 100 | 98-7699 | 3 | Washer-Spring |
| 110 | 98-9464 | 1 | Bolt-Joint |
| 120 | 98-9445 | 2 | Gasket |
| 130 | 98-9430 | 1 | Screw |
| 140 | 98-9446 | 1 | Gasket |
| 150 | 98-9677 | 1 | Fuel Pump ASM |
| 160 | 98-9636 | 1 | Gasket-Pump, Fuel |
| 170 | 100-2203 | 2 | Nut-Flange |



Speed Control Plate Assembly

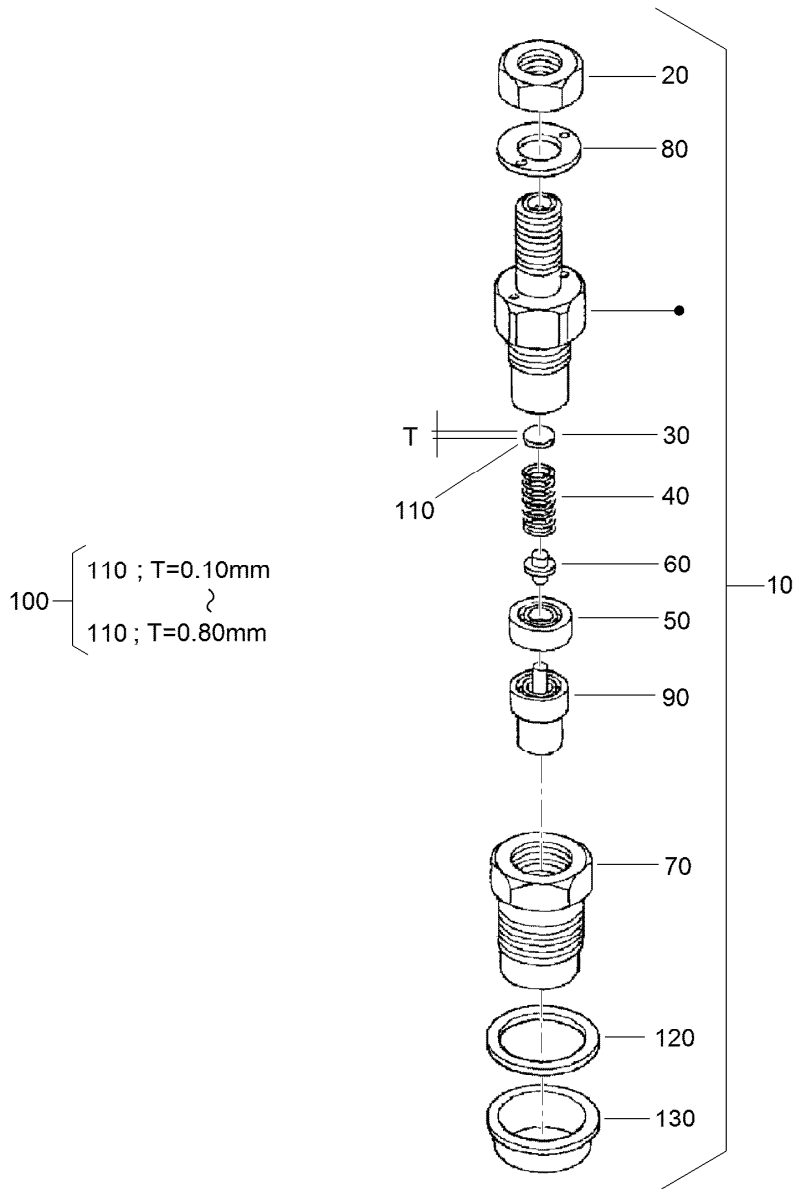
| <i>Ref.</i> | <i>Part Number</i> | <i>Qty.</i> | <i>Description</i> | <i>Ref.</i> | <i>Part Number</i> | <i>Qty.</i> | <i>Description</i> |
|-------------|--------------------|-------------|----------------------|-------------|--------------------|-------------|--------------------|
| 10 | 98-9661 | 1 | Control Plate ASM | 120 | 98-9664 | 1 | Shaft-Lever, Stop |
| 20 | 98-9662 | 1 | Lever-Control, Speed | 130 | 98-9637 | 1 | Gasket |
| 30 | 98-9572 | 2 | Lever-Control, Speed | 140 | 98-7692 | 1 | Bolt |
| 40 | 105-3788 | 1 | O-Ring | 150 | 127-0401 | 1 | Bolt-Hex |
| 50 | 98-7602 | 2 | Pin-Spring | 160 | 98-7654 | 1 | Gasket |
| 60 | 98-9594 | 2 | Washer-Plain | 170 | 105-3710 | 2 | Stud |
| 70 | 98-9589 | 2 | Nut | 180 | 100-2203 | 2 | Nut-Flange |
| 80 | 98-9658 | 1 | Governor Lever ASM | 200 | 117-7565 | 2 | Bolt-Adjusting |
| 90 | 98-9663 | 1 | Lever-Stop, Engine | 210 | 117-7566 | 1 | Bolt-Adjusting |
| 100 | 98-7601 | 1 | Seal-Oil | 220 | 98-7572 | 3 | Nut |
| 110 | 98-9472 | 1 | Spring-Return | | | | |



Nozzle Holder and Glow Plug Assembly

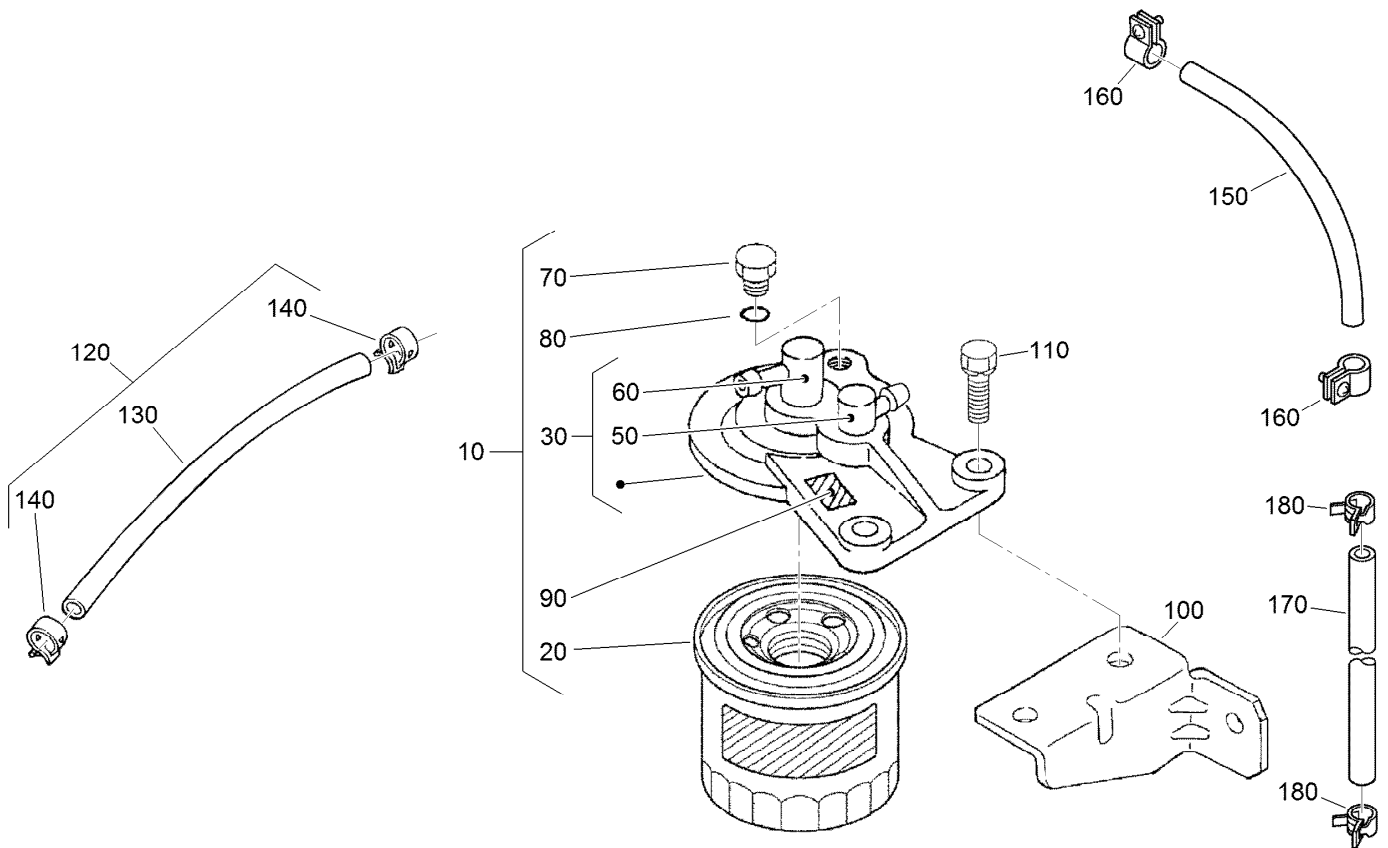
| Ref. | Part Number | Qty. | Description |
|------|-------------|------|--------------------|
| 10 | 105-3737 | 1 | Over Flow Pipe ASM |
| 20 | 98-9431 | 1 | Screw-Bleeder, Air |
| 30 | 98-7654 | 1 | Gasket |
| 40 | 98-9420 | 1 | Overflow Pipe ASM |
| 45 | 112-0182 | 1 | Pipe-Overflow |
| 50 | 98-7671 | 2 | Clip-Pipe |
| 60 | 108-2866 | 4 | Nozzle Holder Kit |
| 70 | 98-7676 | 4 | Gasket |
| 75 | 98-7677 | 4 | Seal-Heat |
| 77 | 121-2411 | 4 | Nut |

| Ref. | Part Number | Qty. | Description |
|------|-------------|------|------------------|
| 80 | 98-9653 | 1 | Pipe-Injection |
| 90 | 98-9654 | 1 | Pipe-Injection |
| 100 | 98-9655 | 1 | Pipe-Injection |
| 110 | 105-3738 | 1 | Pipe-Injection |
| 120 | 98-7682 | 3 | Clamp-Pipe |
| 130 | 98-7683 | 3 | Clamp-Pipe |
| 140 | 98-7684 | 3 | Screw (W/Washer) |
| 150 | 115-3019 | 4 | Plug-Glow |
| 160 | 105-3739 | 1 | Cord-Plug, Glow |
| 170 | 99-8377 | 4 | Nut-Flange |



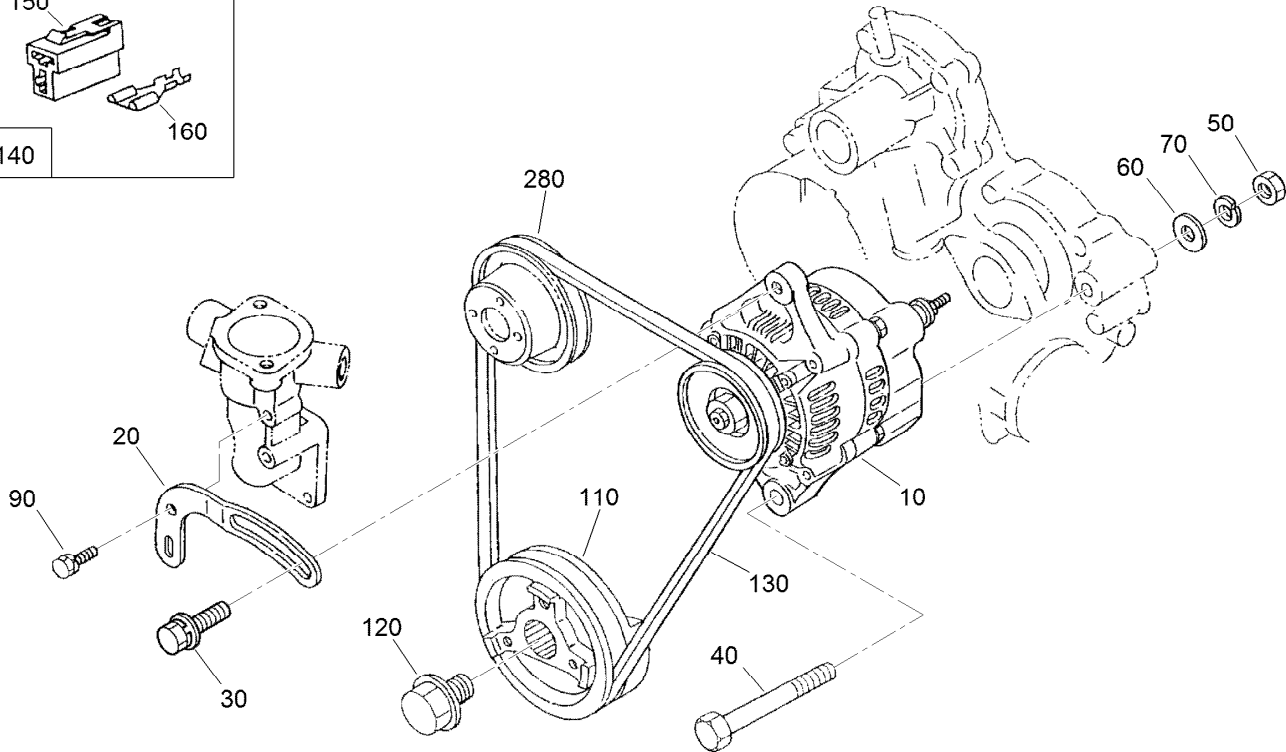
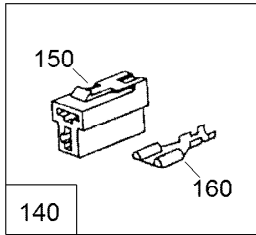
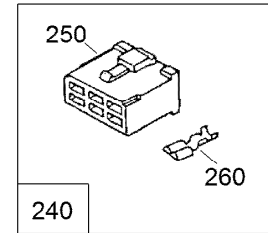
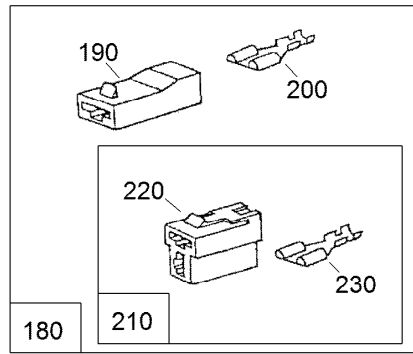
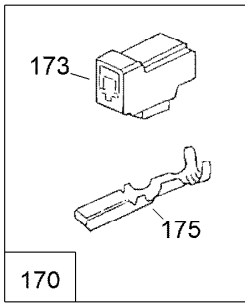
Nozzle Holder Assembly

| Ref. | Part Number | Qty. | Description | Ref. | Part Number | Qty. | Description |
|------|-------------|------|------------------------|------|-------------|------|------------------------|
| 10 | 108-2866 | 4 | Nozzle Holder Kit | 110 | 99-8311 | 4 | Washer-Adjust (0.20Mm) |
| 20 | 121-2411 | 4 | Nut | 110 | 99-8312 | 4 | Washer-Adjust (0.30Mm) |
| 30 | 99-8302 | 4 | Washer-Adjusting | 110 | 99-8313 | 4 | Washer-Adjust (0.40Mm) |
| 40 | 99-8303 | 4 | Spring-Nozzle | 110 | 99-8314 | 4 | Washer-Adjust (0.50Mm) |
| 50 | 99-8304 | 4 | Spacer-Distance | 110 | 99-8315 | 4 | Washer-Adjust (0.52Mm) |
| 60 | 99-8305 | 4 | Rod-Push | 110 | 99-8316 | 4 | Washer-Adjust (0.54Mm) |
| 70 | 99-8306 | 4 | Nut-Nozzle | 110 | 99-8317 | 4 | Washer-Adjust (0.56Mm) |
| 80 | 99-8307 | 4 | Washer-Plain | 110 | 99-8318 | 4 | Washer-Adjust (0.58Mm) |
| 90 | 107-7826 | 4 | Piece-Nozzle | 110 | 99-8319 | 4 | Washer-Adjust (0.80Mm) |
| 100 | 99-8309 | 4 | Adjusting Washer ASM | 120 | 98-7676 | 4 | Gasket |
| 110 | 99-8310 | 4 | Washer-Adjust (0.10Mm) | 130 | 98-7677 | 4 | Seal-Heat |



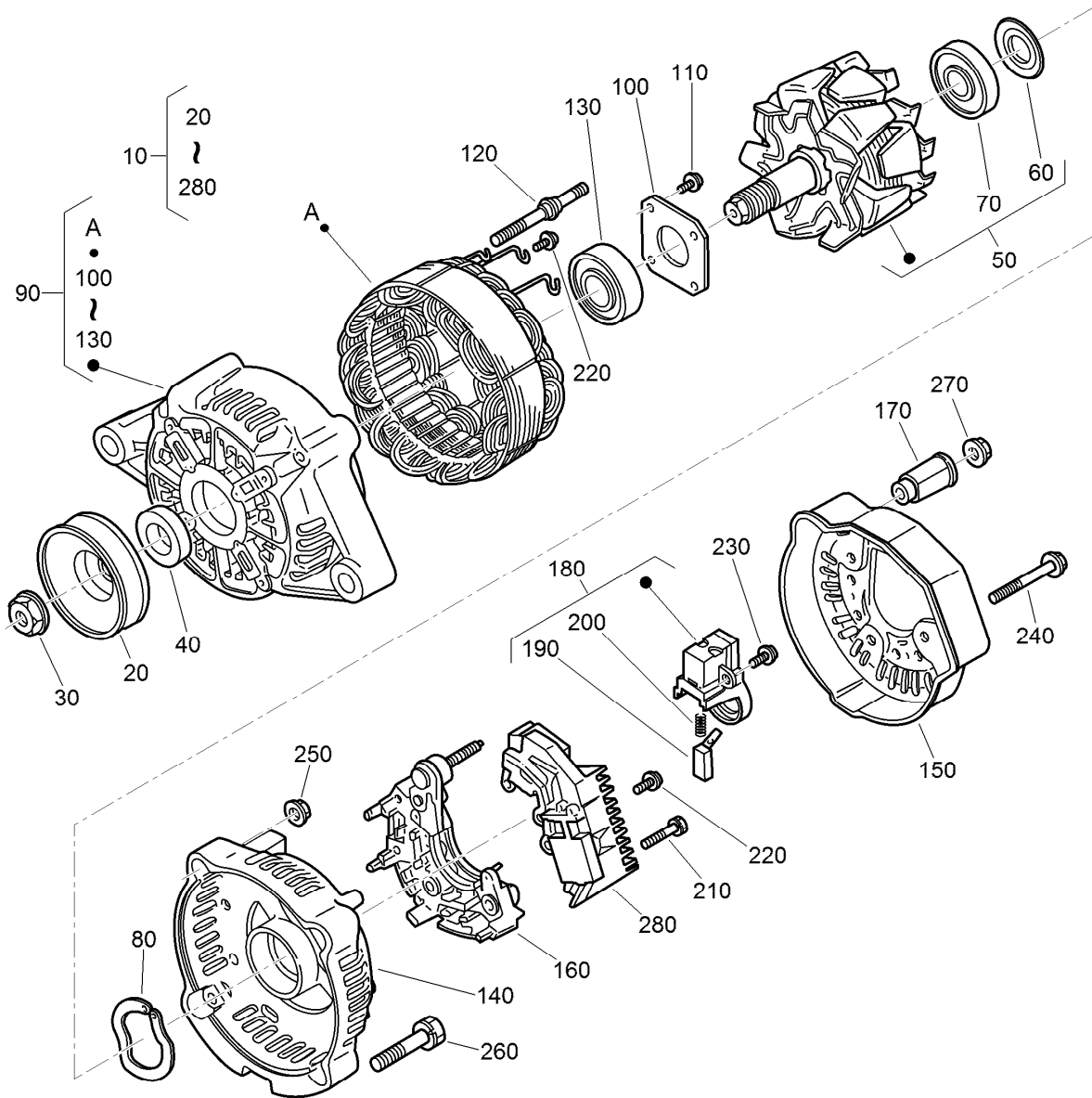
Fuel Filter Assembly

| <i>Ref.</i> | <i>Part Number</i> | <i>Qty.</i> | <i>Description</i> | <i>Ref.</i> | <i>Part Number</i> | <i>Qty.</i> | <i>Description</i> |
|-------------|--------------------|-------------|----------------------|-------------|--------------------|-------------|----------------------|
| 10 | 130-1188 | 1 | Fuel Filter ASM | 110 | 98-7610 | 2 | Bolt |
| 20 | 130-1187 | 1 | Element-Filter | 120 | 130-1270 | 1 | Fuel Pipe ASM |
| 30 | 130-1189 | 1 | Filter Cover ASM | 130 | 130-1172 | 1 | Tube-Fuel |
| 50 | 130-1180 | 1 | Joint-Pipe | 140 | 100-2217 | 2 | Clip-Pipe |
| 60 | 130-1181 | 1 | Joint-Pipe | 150 | 130-1222 | 1 | Pipe-Fuel |
| 70 | 130-1329 | 1 | Plug-Filter Breather | 160 | 98-7616 | 4 | Clip-Pipe |
| 80 | 130-1179 | 1 | O Ring | 170 | 130-1330 | 1 | Pipe-Over Flow, Fuel |
| 90 | 130-1190 | 1 | Mark-Form | 180 | 98-7672 | 6 | Clip-Pipe |
| 100 | 130-1271 | 1 | Holder-Fuel Filter | | | | |



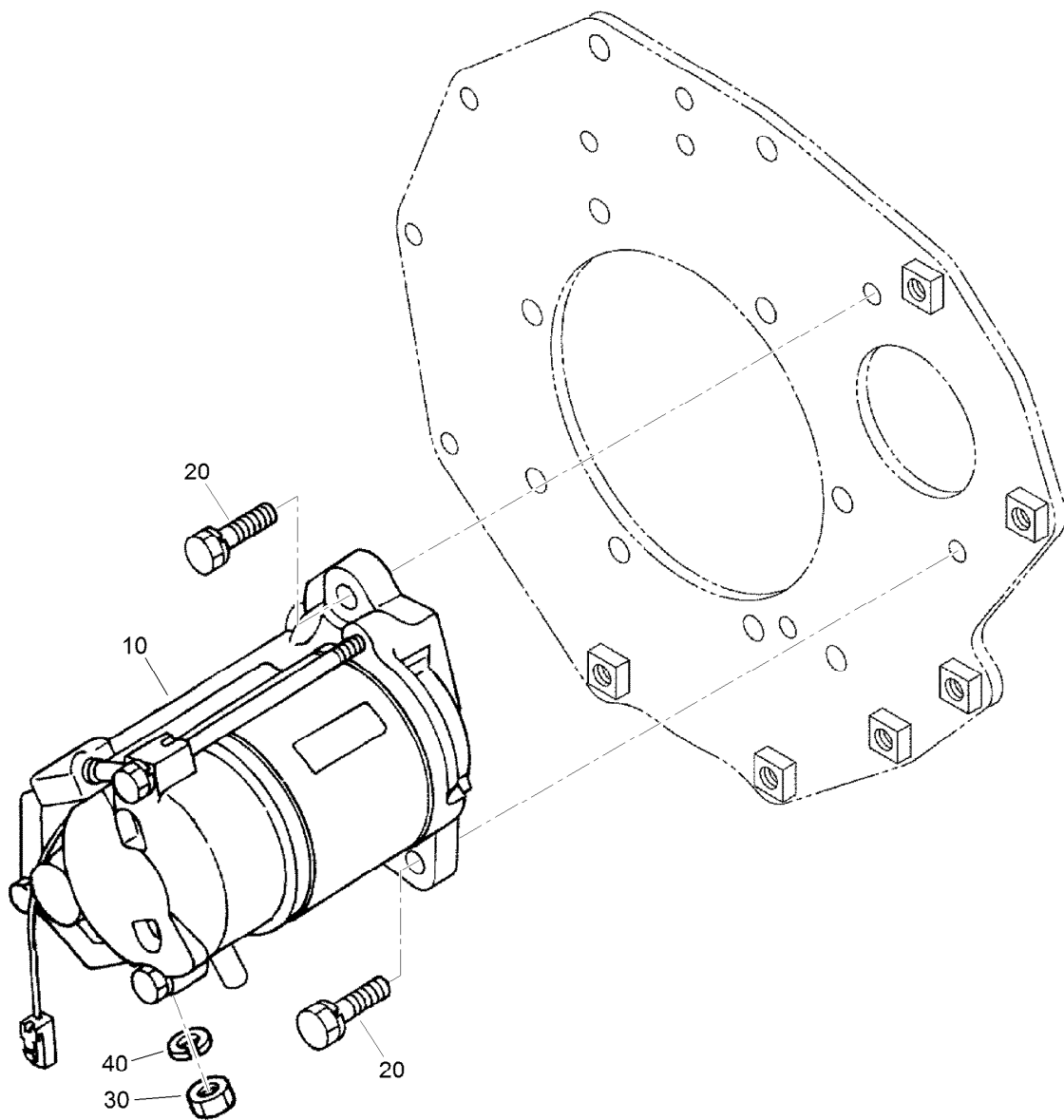
Alternator and Pulley Assembly

| Ref. | Part Number | Qty. | Description | Ref. | Part Number | Qty. | Description |
|------|-------------|------|-------------------|------|-------------|------|-----------------------|
| 10 | 98-9474 | 1 | Alternator ASM | 160 | 98-9699 | 2 | Terminal |
| 20 | 112-7047 | 1 | Stay-Dynamo | 170 | 115-8600 | 1 | Coupler ASM |
| 20 | 112-7047 | 1 | Stay-Dynamo | 173 | 115-8601 | 1 | Connector |
| 30 | 108-7088 | 1 | Bolt | 175 | 115-8602 | 1 | Terminal |
| 40 | 98-9360 | 1 | Bolt | 180 | 130-1229 | 1 | Relay Coupler ASM |
| 50 | 98-7737 | 1 | Nut | 190 | 130-1230 | 2 | Connector |
| 60 | 98-9366 | 1 | Washer-Plain | 200 | 130-1228 | 2 | Terminal |
| 70 | 98-7738 | 1 | Washer-Spring | 210 | 127-1606 | 1 | Coupler ASM |
| 90 | 98-7692 | 1 | Bolt | 220 | 98-9698 | 1 | Connector |
| 110 | 105-3745 | 1 | Pulley-Drive, Fan | 230 | 98-9699 | 2 | Terminal |
| 120 | 98-9585 | 1 | Bolt | 240 | 130-1290 | 1 | Connector Coupler ASM |
| 130 | 98-9676 | 1 | V-Belt | 250 | 98-9697 | 1 | Connector |
| 140 | 127-1606 | 1 | Coupler ASM | 260 | 98-9699 | 5 | Terminal |
| 150 | 98-9698 | 1 | Connector | 280 | 98-9584 | 1 | Pulley-Fan |



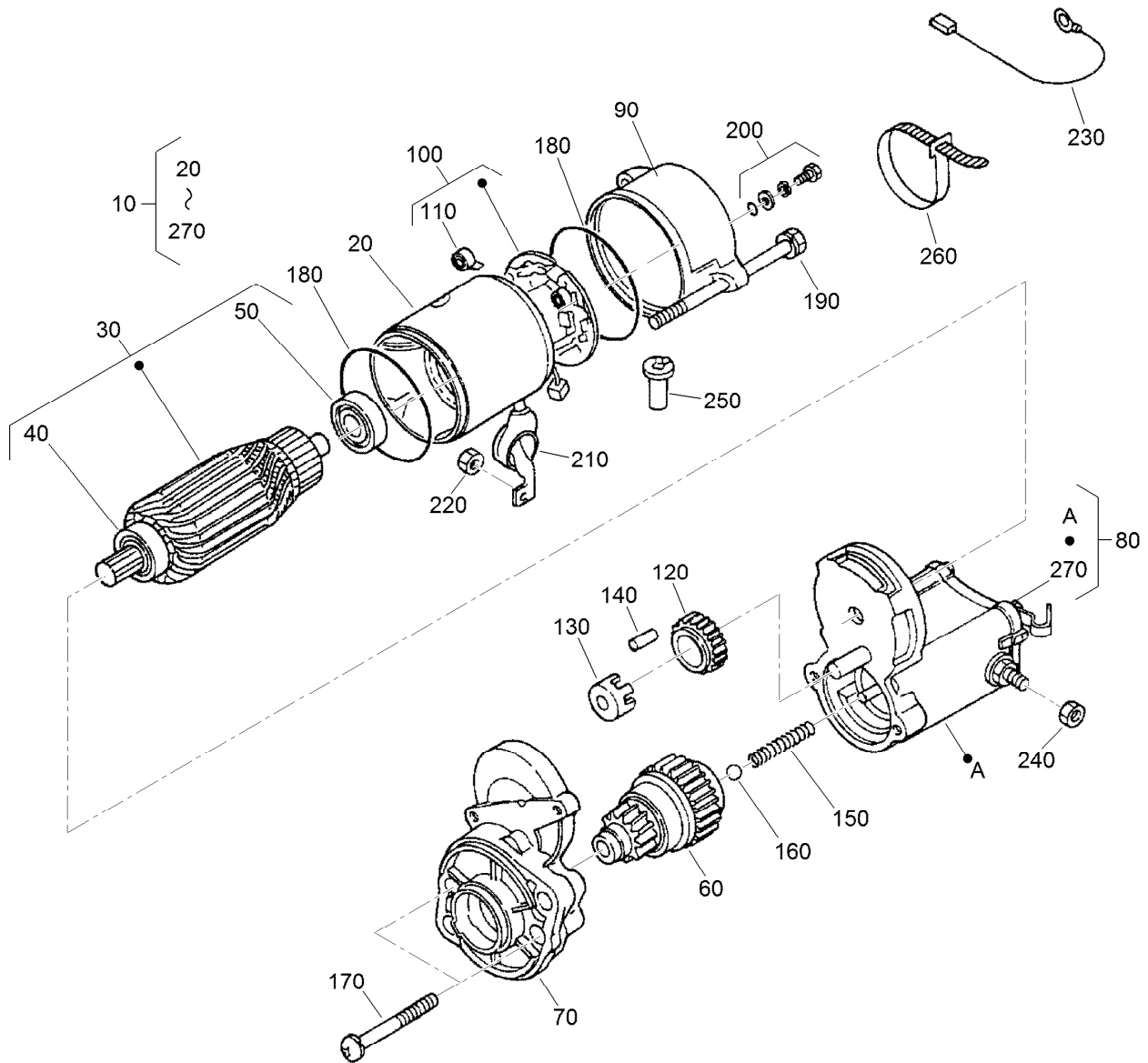
Alternator Components Assembly

| Ref. | Part Number | Qty. | Description | Ref. | Part Number | Qty. | Description |
|------|-------------|------|---------------------|------|-------------|------|--------------------|
| 10 | 98-9474 | 1 | Alternator ASM | 150 | 107-0140 | 1 | Cover-End |
| 20 | 98-9453 | 1 | Pulley-Dynamo | 160 | 127-1612 | 1 | Rectifier ASM |
| 30 | 98-7708 | 1 | Nut | 170 | 98-7722 | 1 | Bushing-Insulation |
| 40 | 98-7709 | 1 | Collar | 180 | 107-0141 | 1 | Brush Holder ASM |
| 50 | 107-0136 | 1 | Rotor ASM | 190 | 98-7724 | 2 | Brush |
| 60 | 98-7711 | 1 | Cover-Bearing | 200 | 98-7725 | 2 | Spring-Brush |
| 70 | 107-0138 | 1 | Bearing-Ball | 210 | 98-7726 | 2 | Screw-Head, Round |
| 80 | 98-7713 | 1 | Washer-Thrust | 220 | 98-7727 | 6 | Screw-Head, Round |
| 90 | 107-0139 | 1 | Drive End Frame ASM | 230 | 98-7728 | 1 | Screw-Head, Round |
| 100 | 98-7715 | 1 | Plate-Retainer | 240 | 98-7729 | 3 | Bolt |
| 110 | 98-7716 | 4 | Screw-Head, Round | 250 | 98-7730 | 2 | Nut |
| 120 | 98-7717 | 2 | Bolt-Through | 260 | 98-7731 | 2 | Bolt |
| 130 | 107-0137 | 1 | Bearing-Ball | 270 | 98-7732 | 1 | Nut |
| 140 | 107-9087 | 1 | Frame-End | 280 | 110-3799 | 1 | Regulator ASM |



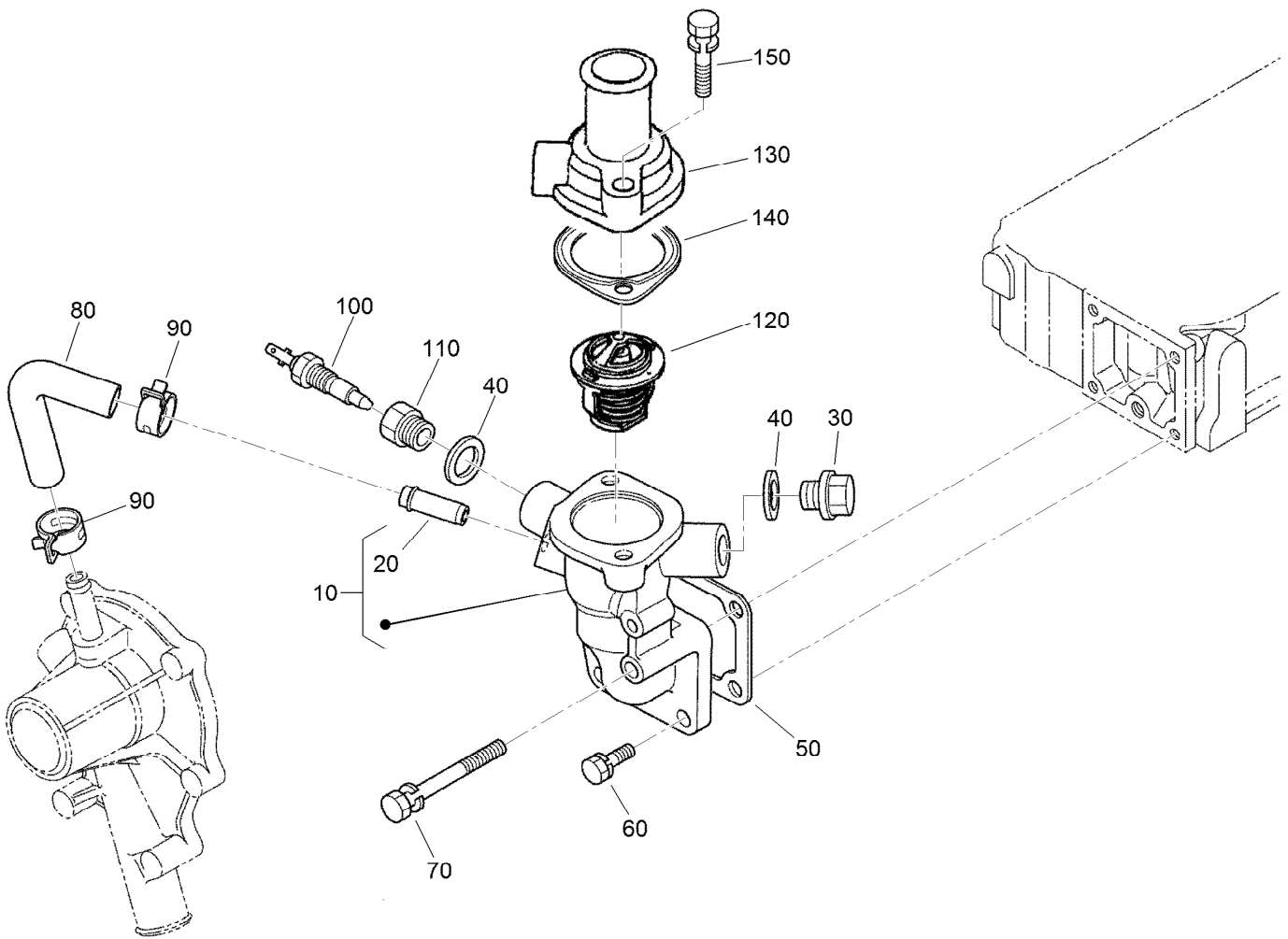
Starter Assembly

| <i>Ref.</i> | <i>Part Number</i> | <i>Qty.</i> | <i>Description</i> |
|-------------|--------------------|-------------|--------------------|
| 10 | 98-9705 | 1 | Starter ASM |
| 20 | 98-7697 | 2 | Bolt |
| 30 | 98-7739 | 1 | Nut |
| 40 | 105-2893 | 1 | Washer-Spring |



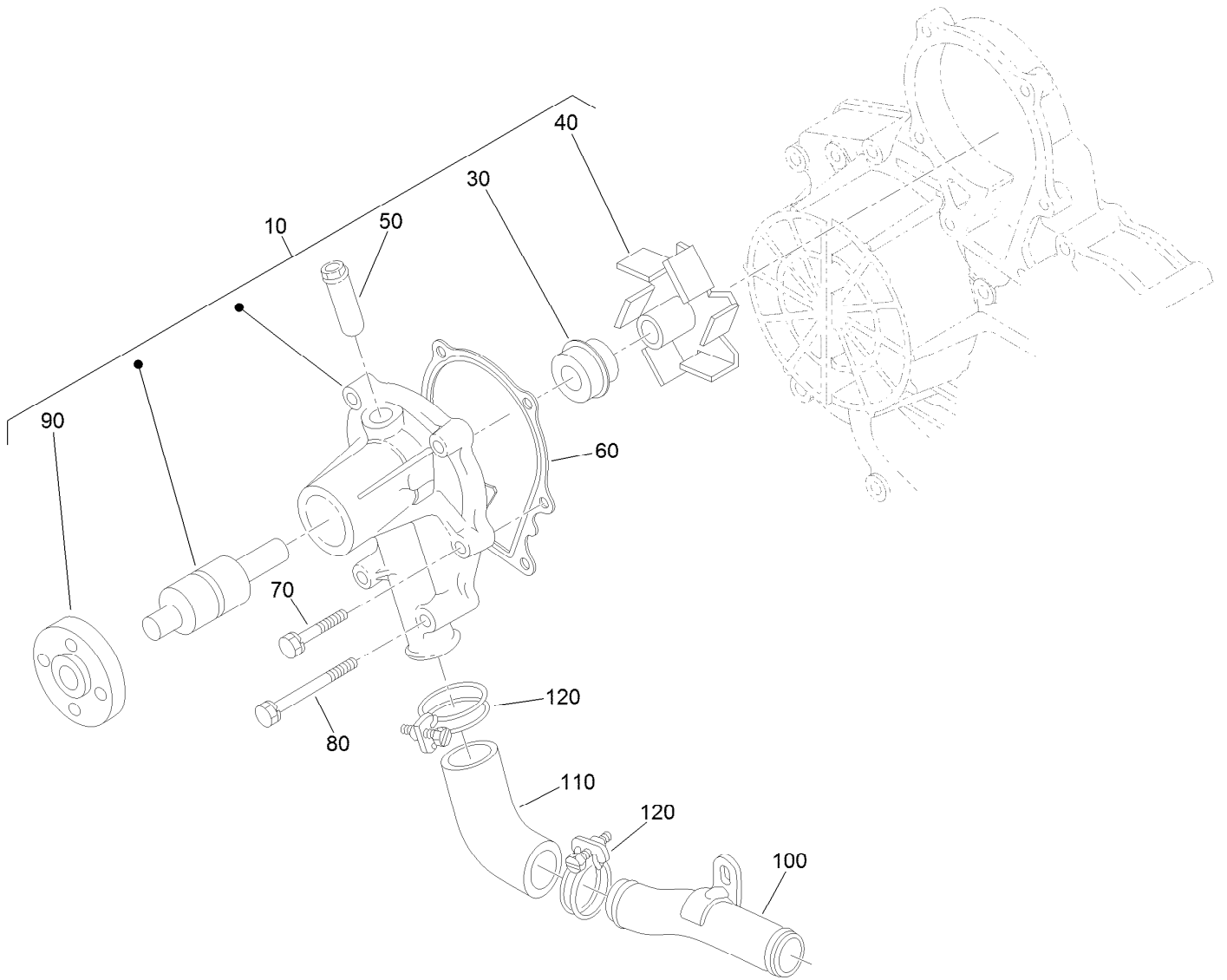
Starter (Component Part) Assembly

| Ref. | Part Number | Qty. | Description | Ref. | Part Number | Qty. | Description |
|------|-------------|------|----------------------|------|-------------|------|---------------------|
| 10 | 98-9705 | 1 | Starter ASM | 150 | 98-7754 | 1 | Spring |
| 20 | 104-8608 | 1 | Yoke ASM | 160 | 98-7755 | 1 | Ball |
| 30 | 98-7742 | 1 | Armature ASM | 170 | 98-7756 | 2 | Bolt |
| 40 | 98-7744 | 1 | Bearing | 180 | 98-7757 | 2 | O-Ring |
| 50 | 98-7743 | 1 | Bearing | 190 | 100-9240 | 2 | Bolt |
| 60 | 99-8373 | 1 | Clutch-Running, Over | 200 | 98-7758 | 2 | Bolt ASM |
| 70 | 99-8374 | 1 | Frame-End, Drive | 210 | 99-8375 | 1 | Cover |
| 80 | 105-3746 | 1 | Magnetic Switch ASM | 220 | 99-8371 | 1 | Nut-Hex |
| 90 | 98-7748 | 1 | Frame-End | 230 | 98-9711 | 1 | Cord-Solenoid, Stop |
| 100 | 98-7749 | 1 | Brush Holder ASM | 240 | 99-8376 | 1 | Nut-Hex |
| 110 | 98-7750 | 4 | Spring-Brush | 250 | 98-7759 | 1 | Pipe-Drain |
| 120 | 98-7751 | 1 | Gear | 260 | 98-9712 | 1 | Band-Cover |
| 130 | 98-7752 | 1 | Retainer | 270 | 105-2886 | 1 | Cover ASM |
| 140 | 98-7753 | 5 | Roller | | | | |



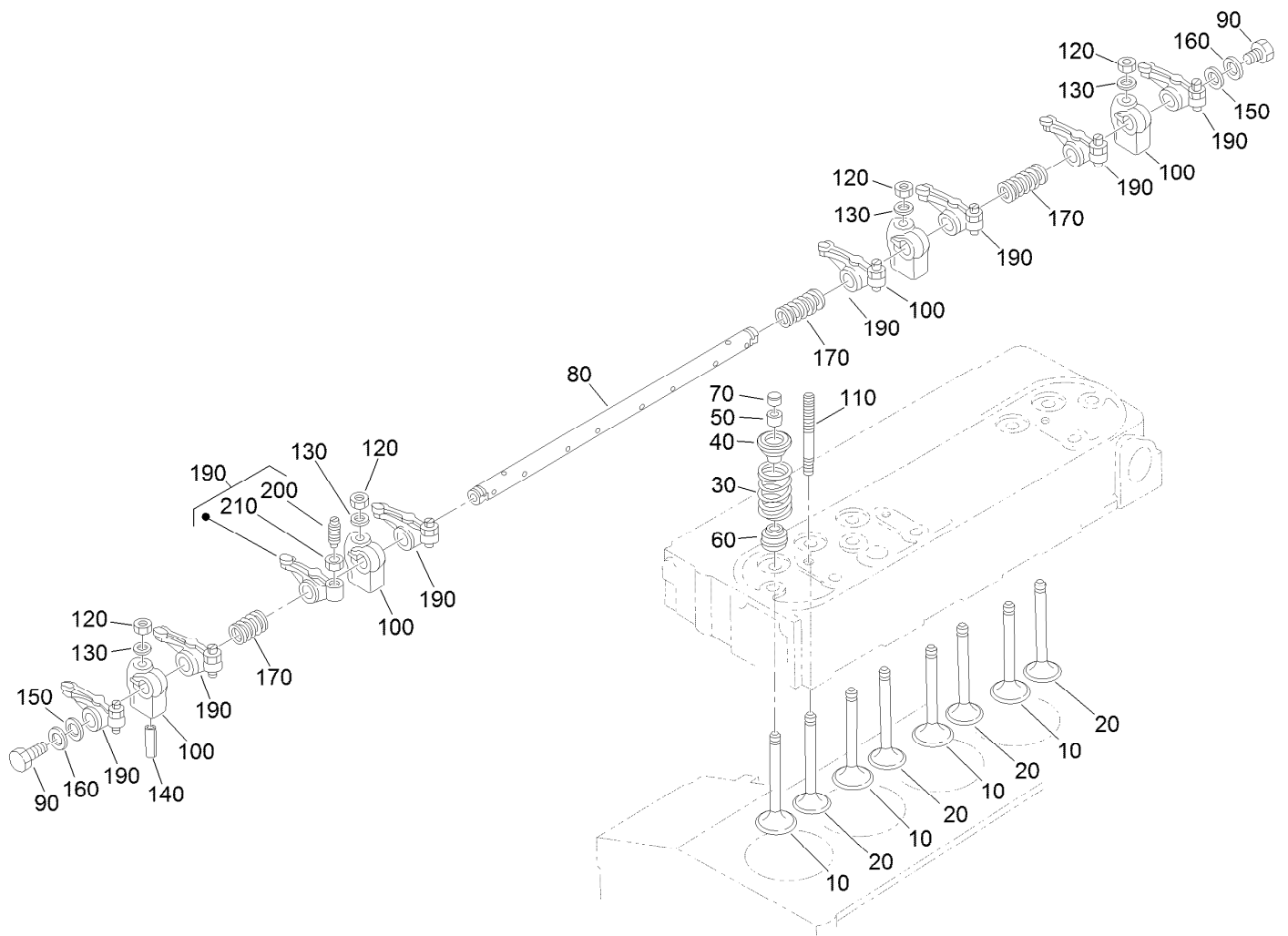
Water Flange and Thermostat Assembly

| <i>Ref.</i> | <i>Part Number</i> | <i>Qty.</i> | <i>Description</i> |
|-------------|--------------------|-------------|----------------------|
| 10 | 98-9713 | 1 | Water Flange ASM |
| 20 | 98-9580 | 1 | Pipe-Return, Water |
| 30 | 105-3747 | 1 | Plug |
| 40 | 99-3583 | 2 | Gasket |
| 50 | 98-9638 | 1 | Gasket-Flange, Water |
| 60 | 98-7692 | 3 | Bolt |
| 70 | 98-9356 | 1 | Bolt |
| 80 | 98-9578 | 1 | Pipe-Return, Water |
| 90 | 98-9579 | 2 | Band-Pipe |
| 100 | 100-1983 | 1 | Thermo-Switch |
| 110 | 130-1377 | 1 | Adapter-Thermoswitch |
| 120 | 98-7778 | 1 | Thermostat ASM |
| 130 | 98-9471 | 1 | Cover-Thermostat |
| 140 | 105-3748 | 1 | Gasket-Thermostat |
| 150 | 98-7777 | 2 | Bolt |



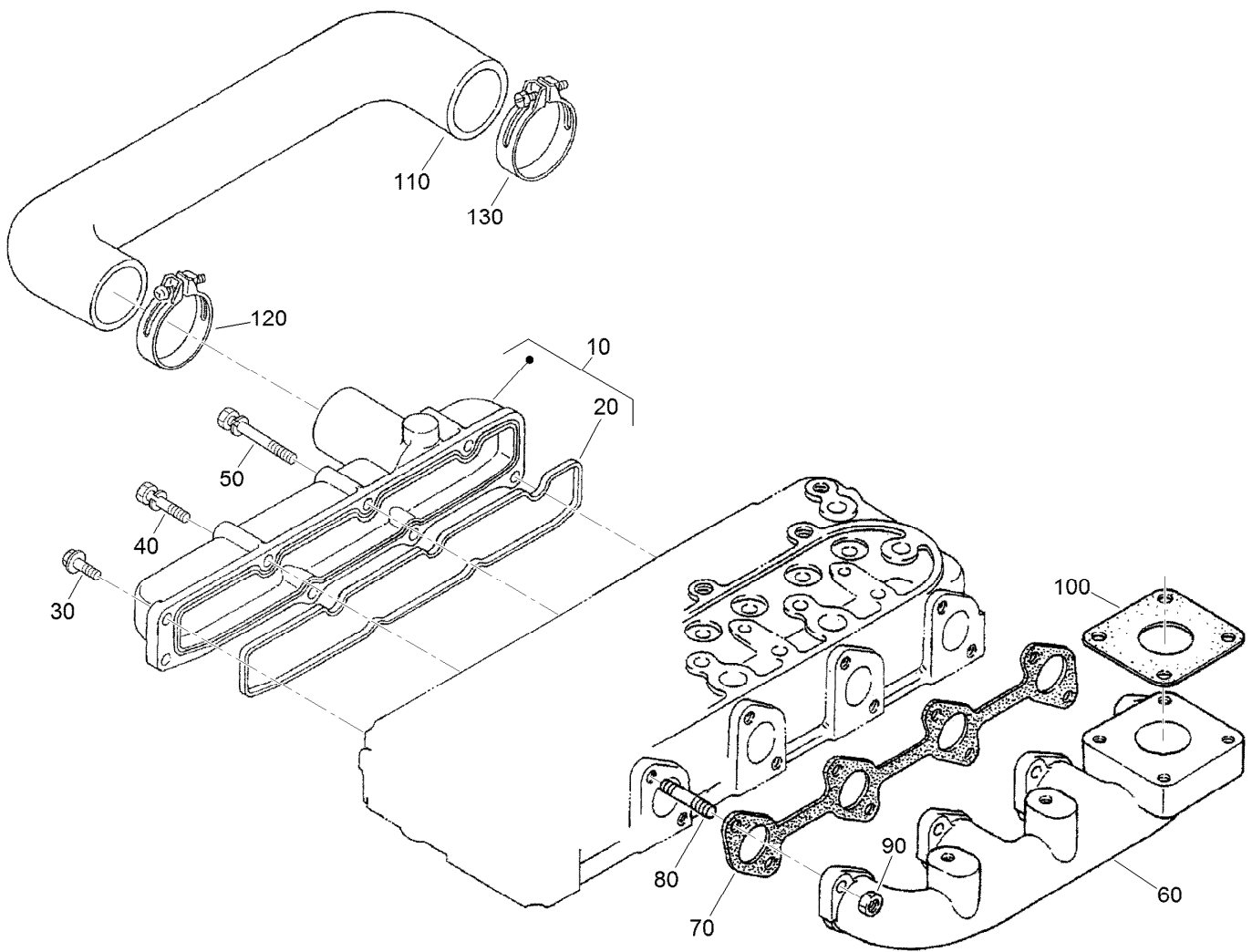
Water Pump Assembly

| <i>Ref.</i> | <i>Part Number</i> | <i>Qty.</i> | <i>Description</i> |
|-------------|--------------------|-------------|----------------------|
| 10 | 107-9089 | 1 | Water Pump ASM |
| 30 | 105-3750 | 1 | Mechanical Seal ASM |
| 40 | 112-7017 | 1 | Impeller-Pump, Water |
| 50 | 100-1932 | 1 | Pipe-Return, Water |
| 60 | 99-3454 | 1 | Gasket-Pump, Water |
| 70 | 98-9353 | 4 | Bolt |
| 80 | 107-9090 | 2 | Bolt |
| 90 | 99-3516 | 1 | Flange-Pump, Water |
| 100 | 98-9716 | 1 | Pipe-Water |
| 110 | 107-9091 | 1 | Pipe-Water |
| 120 | 98-9717 | 2 | Clamp |



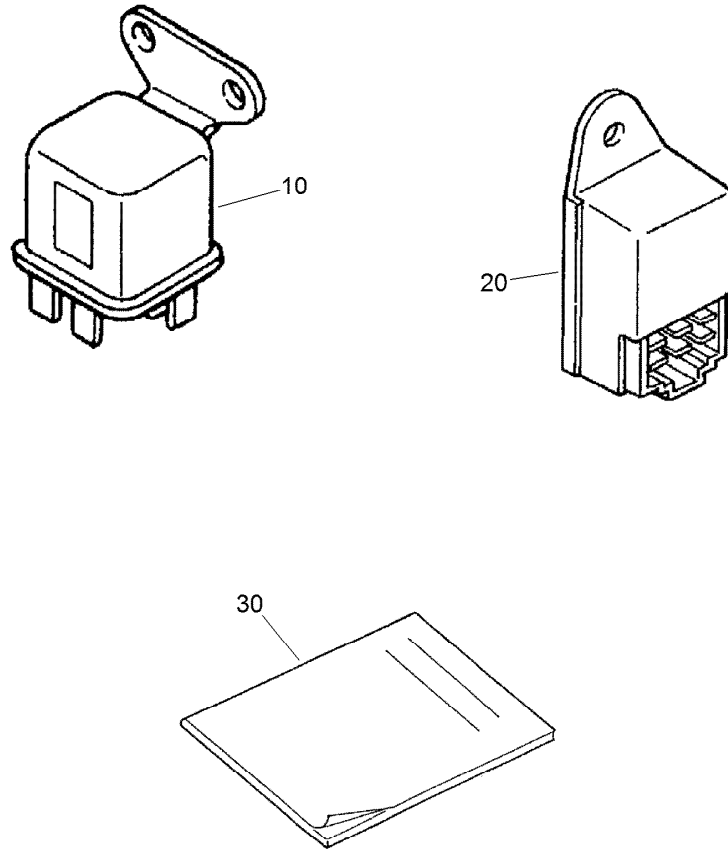
Valve and Rocker Arm Assembly

| <i>Ref.</i> | <i>Part Number</i> | <i>Qty.</i> | <i>Description</i> | <i>Ref.</i> | <i>Part Number</i> | <i>Qty.</i> | <i>Description</i> |
|-------------|--------------------|-------------|----------------------|-------------|--------------------|-------------|--------------------------|
| 10 | 112-7018 | 4 | Valve-Inlet | 110 | 98-9506 | 4 | Stud |
| 20 | 120-2564 | 4 | Valve-Exhaust | 120 | 98-9393 | 4 | Nut |
| 30 | 98-9648 | 8 | Spring-Valve | 130 | 98-9385 | 4 | Washer-Flat |
| 40 | 107-9092 | 8 | Retainer-Spring | 140 | 105-3758 | 1 | Pin-Spring |
| 50 | 117-7572 | 8 | Collet-Spring, Valve | 150 | 98-9507 | 2 | Washer-Shaft, Rocker Arm |
| 60 | 99-8385 | 8 | Seal-Stem, Valve | 160 | 110-3832 | 2 | Washer-Plain |
| 70 | 98-9497 | 8 | Cap-Valve | 170 | 98-9504 | 3 | Spring-Arm, Rocker |
| 80 | 127-0420 | 1 | Shaft-Arm, Rocker | 190 | 112-7020 | 8 | Rocker Arm ASM |
| 90 | 99-8363 | 2 | Bolt-Flange | 200 | 98-9502 | 8 | Screw-Adjusting |
| 100 | 98-9505 | 4 | Bracket-Arm, Rocker | 210 | 98-9503 | 8 | Nut |



Intake and Exhaust Manifold Assembly

| <i>Ref.</i> | <i>Part Number</i> | <i>Qty.</i> | <i>Description</i> |
|-------------|--------------------|-------------|--------------------------|
| 10 | 130-1257 | 1 | Intake Manifold ASM |
| 20 | 105-3760 | 1 | Gasket-Manifold, Intake |
| 30 | 127-0403 | 3 | Bolt-Flange |
| 40 | 98-9353 | 2 | Bolt |
| 50 | 125-9063 | 3 | Bolt-Sems |
| 60 | 130-1268 | 1 | Manifold-Exhaust |
| 70 | 105-3765 | 1 | Gasket-Manifold, Exhaust |
| 80 | 98-9588 | 8 | Stud |
| 90 | 98-9665 | 8 | Nut |
| 100 | 99-8343 | 2 | Gasket-Muffler |
| 110 | 130-1284 | 1 | Pipe-Inlet |
| 120 | 130-1196 | 2 | Band-Pipe |
| 130 | 130-1182 | 2 | Band-Pipe |



Miscellaneous Engine Parts

| <i>Ref.</i> | <i>Part Number</i> | <i>Qty.</i> | <i>Description</i> |
|-------------|--------------------|-------------|--------------------|
| 10 | 130-1244 | 1 | Relay ASM |
| 20 | 130-1211 | 1 | Timer-Lamp, Glow |
| 30 | 115-4104 | 1 | Operator Manual |

Attachments and Accessories

For 30657 LT3340 Heavy-Duty Triple Turf Mower Traction Unit

| Product Name | Model/Part |
|--|-------------------|
| MK3 200mm (8in) 4-Blade Cutting Unit..... | 02800 |
| MK3 200mm (8in) 6-Blade Cutting Unit..... | 02801 |
| MK3 200mm (8in) 8-Blade Cutting Unit..... | 02802 |
| MK3 200mm (8in) 10-Blade Cutting Unit..... | 02803 |
| MK3 250mm (10in) 4-Blade Cutting Unit..... | 02810 |
| MK3 250mm (10in) 6-Blade Cutting Unit..... | 02811 |
| MK3 250mm (10in) 8-Blade Cutting Unit..... | 02812 |
| Floating Cutting Unit Kit, 3-Plex Mower..... | 02820 |
| Smooth Roller 200mm (8in) Cutting Unit..... | 02822 |
| Grooved Roller 200mm (8in) Cutting Unit..... | 02823 |
| Standard Seat Fabric Upgrade Kit..... | 02864 |
| Deluxe Replacement PVC Seat..... | 02865 |
| Deluxe Replacement Fabric Seat..... | 02866 |
| Cab Mauser KS-534 (Including Heater)..... | 02890 |
| Air Conditioning Kit..... | 02891 |
| Air Conditioning Fit Kit..... | 02892 |
| Beacon Kit..... | 02901 |
| Blower Carrier Kit..... | 02903 |
| ROPS Assist Kit..... | 02905 |
| Waste Bin Kit..... | 02906 |
| Kevlar Tyre Kit..... | 02914 |
| Road Light Kit (Includes Brake Light Kit)..... | 02915 |
| TÜV Kit - Speed Decal 20kph..... | 02980 |
| TÜV Kit - Deck Cover 3-gang..... | 02982 |
| TÜV Kit - German Vehicle Serial Plate..... | 02983 |
| Warning Triangle..... | 111-4250 |
| Fuse-In Line..... | 111-5101 |
| Musterbericht..... | 111-5134 |
| Tuv Kit Instructions..... | 111-5240 |
| Tuv Kit Instructions..... | 111-5907 |

Notes:

Notes:

Notes:



Count on it.