



**Count on it.**

**Parts Catalog**

**Groundsmaster® 328-D  
4-Wheel Drive**

Model No. 30631—Serial No. 240000001 and Up



# Ordering Replacement Parts

To order replacement parts, please supply the part number, the quantity, and the description of each part desired.

## Understanding Reference Numbers

Each identified part in an illustration has a reference number. The reference number for a part also appears in the parts list, along with other information about the part.

This catalog uses two special reference number formats, one to indicate parts in a service assembly and another to indicate the quantity of a given part in an illustration.

## Service Assembly Reference Numbers

Parts in service assemblies have reference numbers in the form a:b. The a represents the reference number of the entire service assembly and the b represents a sequential number unique to each part within the service assembly.

For example, a wheel assembly might be identified by reference number 6, the tire by 6:1, the valve by 6:2, and the wheel by 6:3. When you order the assembly identified by reference number 6, you receive all parts identified by reference numbers 6:1, 6:2, and 6:3. However, you may also order any part individually. Reference numbers of this type appear in illustration and in parts lists.

## Reference Numbers Indicating Quantity

In an illustration, if a reference number indicates more than one part, the reference number has the form nX y. The n represents the quantity of the part, the X is the multiplication symbol, and the y represents the reference number.

For example, in an illustration, the reference number 2X 37 means that two of the parts identified by reference number 37 are indicated.

# List of Abbreviations

**AR:** as required

**ASM:** assembly

**BBC:** blade brake control

**BHTF:** button head thread forming

**CARR:** carriage

**CCW:** counter clockwise

**CW:** clockwise

**DEG:** degrees

**DPA:** Dual Point Adjustment

**ECM:** electronic control module

**EXT:** external

**FH:** flat head

**GA:** gauge

**HD:** heavy-duty

**HF:** hex flange

**HH:** hex head

**HHF:** hex head flange

**HHFTF:** hex head flange thread forming

**HJ:** hex jam

**HLH:** hex lag head

**HOC:** height-of-cut

**HP:** high pressure

**HSBH:** hex socket button head

**HSFH:** hex socket flat head

**HSH:** hex socket head

**HWH:** hex washer head

**HWHTF:** hex washer head thread forming

**HYD:** hydraulic

**LH:** left hand

**LP:** low pressure

**LPG:** Liquefied Petroleum Gas

**NI:** nylon insert

**NPTF:** national pipe thread fine

**PFH:** phillips flat head

**PPH:** phillips pan head

**PPHTF:** phillips pan head thread forming

**PRH:** phillips round head

**PTH:** phillips truss head

**PTO:** power-take-off

**RH:** right hand

**ROPS:** roll-over protection system

**RRB:** rear roller brush

**SFH:** slotted fillister head

**SHH:** slotted hex head

**SHWH:** slotted hex washer head

**SPH:** slotted pan head

**SQH:** square head

**SRH:** slotted round head

**STD:** standard

**TAP:** self tapping

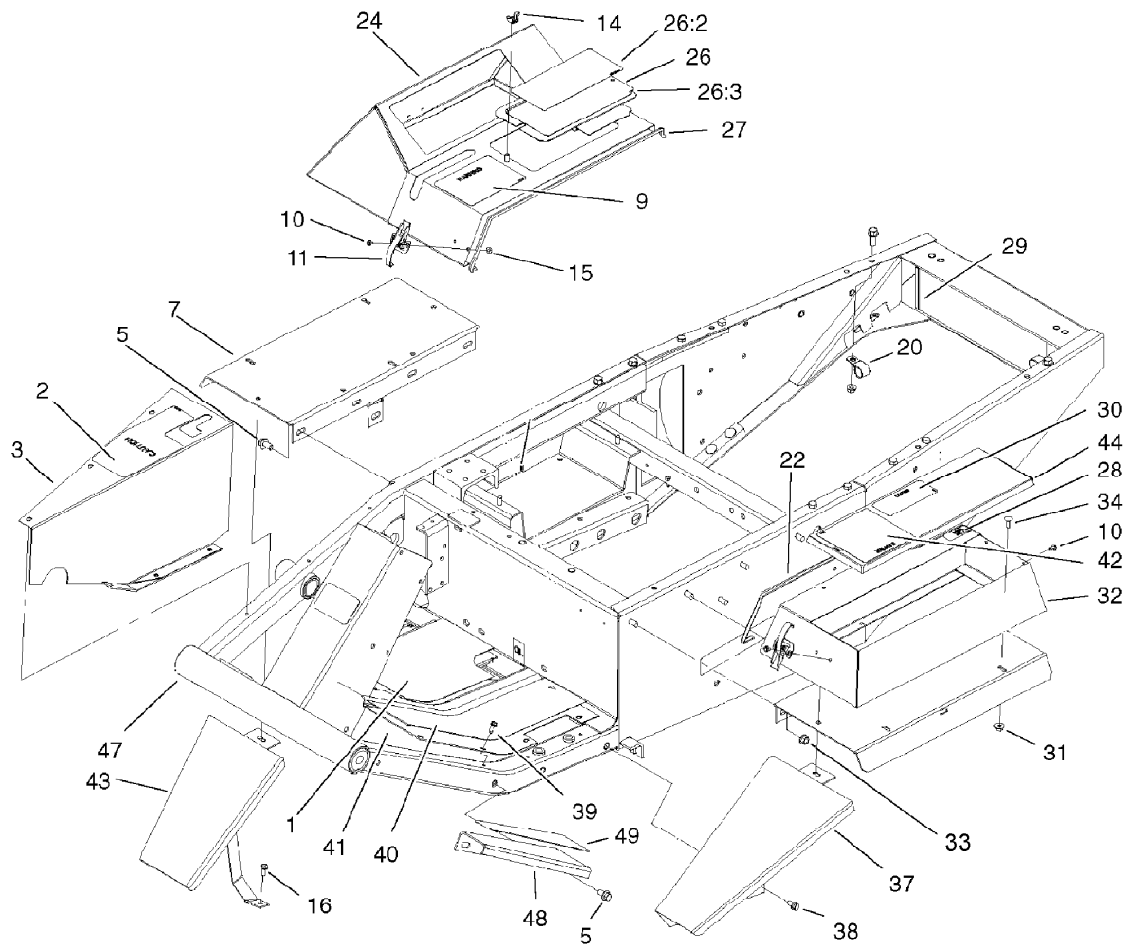
**TTH:** torx truss head

# Contents

Frame Assembly	5
Frame Assembly No. 98-3879	6
Control Panel Assembly	7
Brake Pedal Assembly	8
Traction Pedal Assembly	9
Power Steering Assembly	10
Power Steering Unit Assembly No. 92-7308	11
Engine Installation Assembly	12
PTO and Shaft Assembly	13
PTO Assembly	14
Valve and Cylinder Assembly	15
Hydraulic Cylinder Assembly No. 100-6586 (2-1/2in Bore)	16
Hydraulic Cylinder Assembly No. 100-6591 (3in Bore) (Optional)	17
Valve Assembly No. 106-8071-01	18
Radiator and Hood Assembly	19
Hydrostatic Transmission Assembly	21
Transmission Assembly No. 92-8947	22
Neutral Centering Device Assembly	24
4 Wheel Drive Rear Axle Assembly	25
Driveshaft Assembly No. 98-5009	27
Bi-Directional Clutch Assembly No. 95-6296	28
Cylinder Assembly No. 99-2415	29
Tie Rod Assembly No. 98-3871-03	30
Push Arm and ROPS Assembly	31
Water and Fuel Filter Assembly	33
Water and Fuel Filter Assembly No. 98-9305	34
Fuel Tank and Front Axle Assembly	35
Rear Axle Assembly No. 98-3925 Bevel Pinion Shaft Assembly	36
Differential Assembly Rear Axle Assembly No. 100-3784	37
Rear Axle Assembly No. 98-3925 (Continued) Axle Support Assembly	38
Rear Axle Assembly No. 95-7501 (Continued) Bevel Gear Case Assembly	39
Rear Axle Assembly No. 95-7501 (Continued) Bevel Gear Shaft Assembly	40
Rear Axle Assembly No. 95-7501 (Continued) Axle Case Assembly	41
Rear Axle Assembly No. 95-7501 (Continued) Axle Assembly	42
Front Axle Assembly No. 86-9630-03	43
Brake Assembly	45
Engine and Mounting Components Assembly	46
Engine Pulley System Assembly	48
Crankcase Assembly	49
Oil Pan Assembly	50
Cylinder Head Assembly	51
Gear Case Assembly	52
Head Cover Assembly	53
Dipstick and Guide Assembly	54
Main Bearing Case Assembly	55
Camshaft And Idle Gear Shaft Assembly	56
Piston and Crankshaft Assembly	57
Flywheel Assembly	58
Fuel Camshaft and Governor Shaft Assembly	59
Idle Apparatus Assembly	60
Injection Pump Assembly	61
Governor Assembly	62
Speed Control Plate Assembly	63
Nozzle Holder and Glow Plug Assembly	64

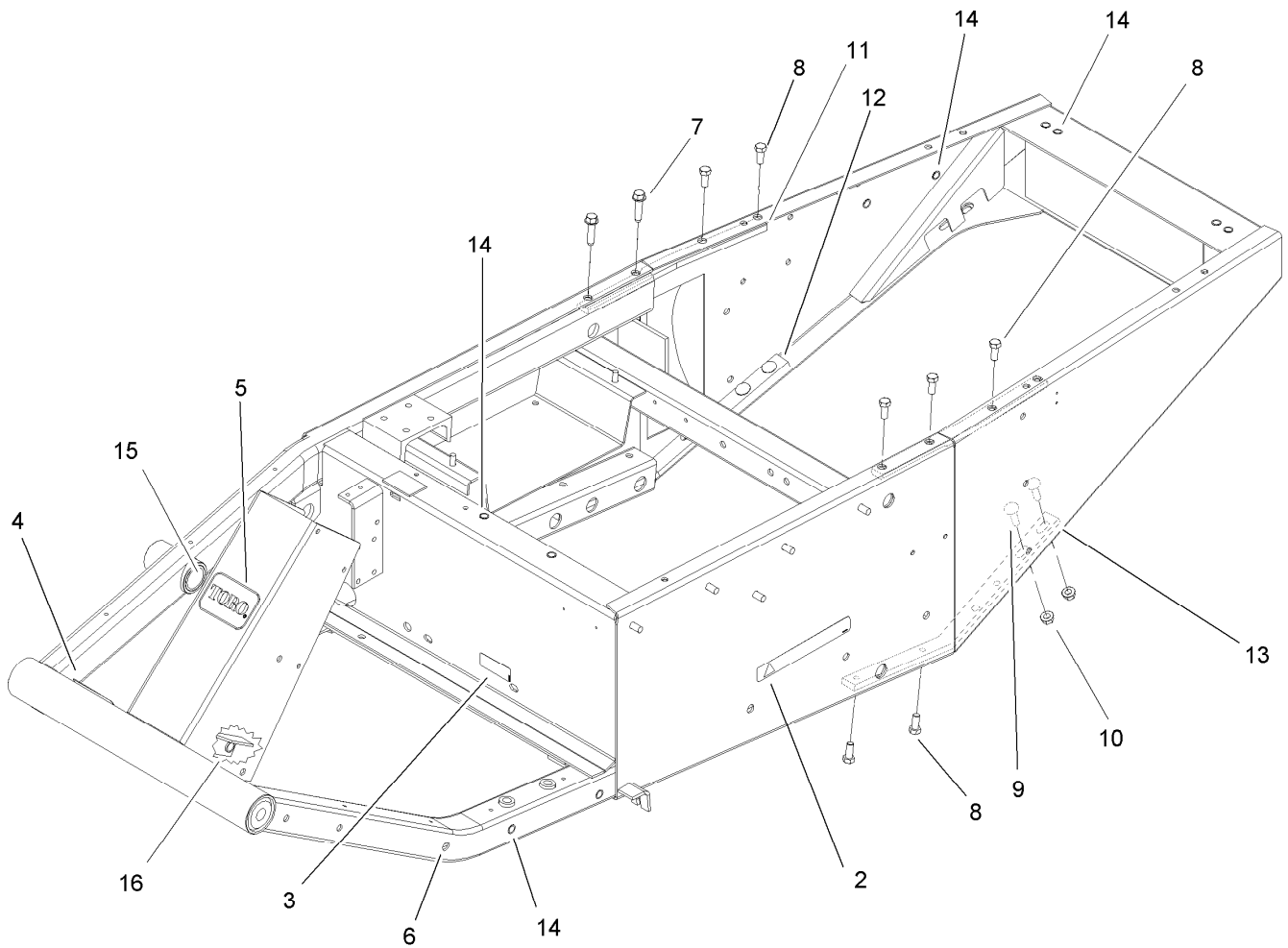
## Contents (continued)

Nozzle Holder (Component Parts) Assembly.....	65
Alternator and Pulley Assembly.....	66
Alternator (Component Parts) Assembly.....	67
Starter Assembly.....	68
Starter (Component Parts) Assembly.....	69
Water Flange and Thermostat Assembly.....	70
Water Pump Assembly.....	71
Valve and Rocker Arm Assembly.....	72
Inlet Manifold Assembly.....	73
Fuel Filter and Pump, Muffler Gasket and Operator.....	74
Gasket Kit.....	75



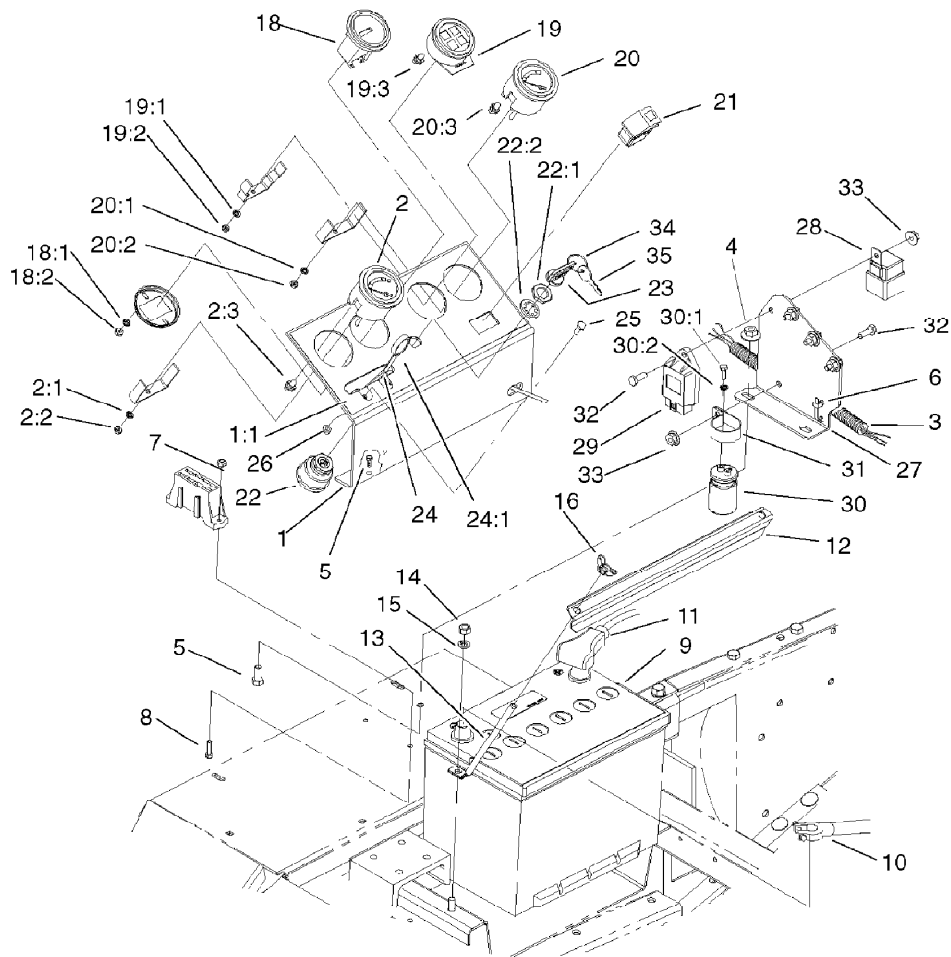
## Frame Assembly

<i>Ref.</i>	<i>Part Number</i>	<i>Qty.</i>	<i>Description</i>	<i>Ref.</i>	<i>Part Number</i>	<i>Qty.</i>	<i>Description</i>
1	21-2770	1	Pad-Floor Plate, RH	28	93-6680	1	Decal-Diesel
2	105-7823	1	Decal-Caution	29	43-4300	2	Trim-Frame, Rear
3	21-2660-01	1	Plate-Side	30	93-7822	1	Decal-Refueling
5	3234-12	5	Screw-HHF	31	32128-33	5	Nut-HF
7	105-2596-01	2	Fender ASM	32	93-3182-03	1	Box-Tool
9	107-2918	1	Decal-Danger	33	32128-19	6	Nut-HF
10	3290-144	9	Screw-SHWH	34	3229-1	5	Bolt-CARR
11	249-21	3	Clamp-Slotted	37	68-8610-01	1	Extension-Fender
14	32103-2	1	Nut-Wing	38	3234-14	2	Screw-HHF
15	3296-2	9	Nut-Lock, NI	39	32144-10	11	Screw-HWH
16	3234-33	1	Screw-HHF	40	21-2760	1	Pad-Plate Floor, LH
20	2412-4	2	Clamp	41	88-0070-01	1	Plate-Floor
22	37-9650	1	Trim-Box, Tool	42	93-7839	1	Decal-Danger
24	38-4550-03	1	Cover-Instruments	43	93-7626-01	1	Fender-RH
26	105-2565	1	Battery Cover ASM	44	93-3177-03	1	Cover-Box, Tool
26:2	107-2927	1	Decal-Starting Instructions	47	98-3879	1	Frame ASM
26:3	92-7801	1	Shield-Cover, Battery	48	93-7410-01	1	Panel-Footrest
27	39-8020	1	Trim-Cover, Instrument	49	66-3200	1	Tread-Footrest, LH



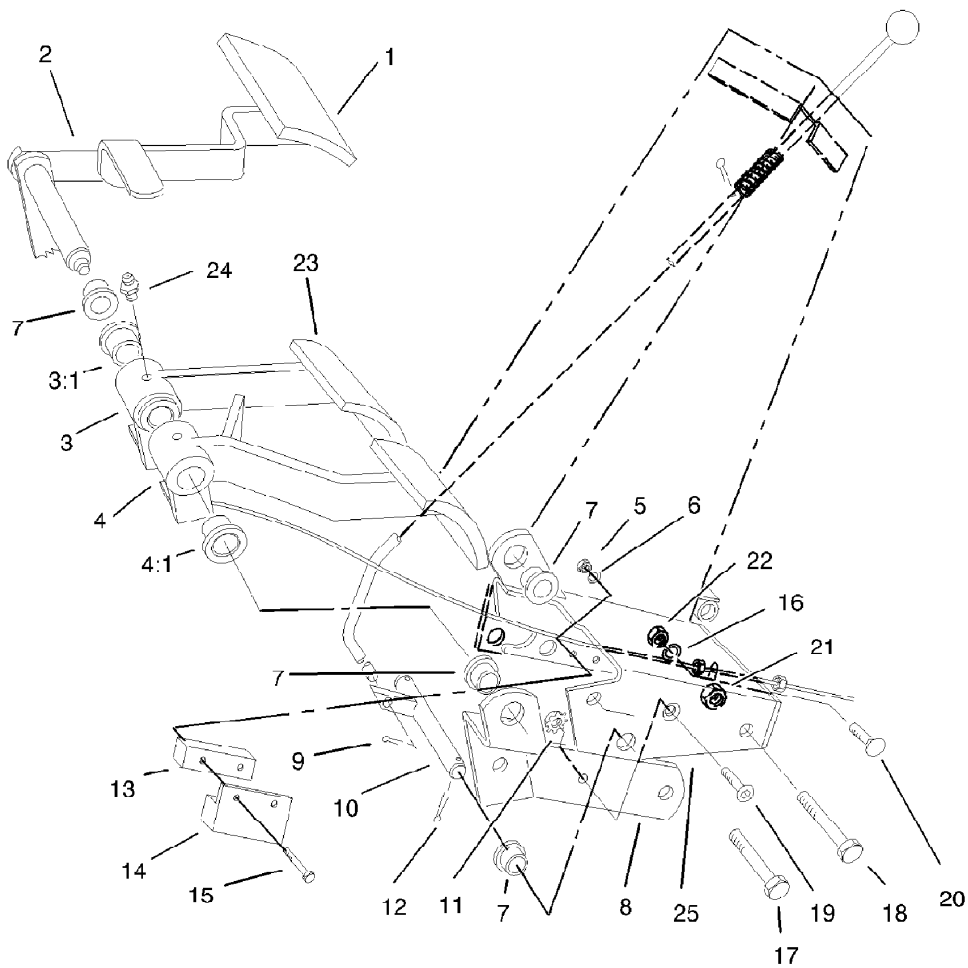
## Frame Assembly No. 98-3879

<i>Ref.</i>	<i>Part Number</i>	<i>Qty.</i>	<i>Description</i>
2	93-7830	2	Decal-Torque
3	93-6686	1	Decal-Oil, HYD
4	93-7836	1	Decal-Pedal, Traction
5	70-2200	1	Decal
6	32148-9	1	Insert-Nut
7	11-0590	2	Screw-HWHTF
8	3234-25	9	Screw-HHF
9	3231-25	4	Bolt-CARR
10	32128-21	4	Nut-HF
11	98-3866-01	2	Brace-Upper
12	98-3865-01	1	Brace-Right, Lower
13	98-3864-01	1	Brace-Left, Lower
14	3290-472	10	Insert-Threaded
15	256-126	2	Bushing
16	256-156	1	Bushing-Flange



## Control Panel Assembly

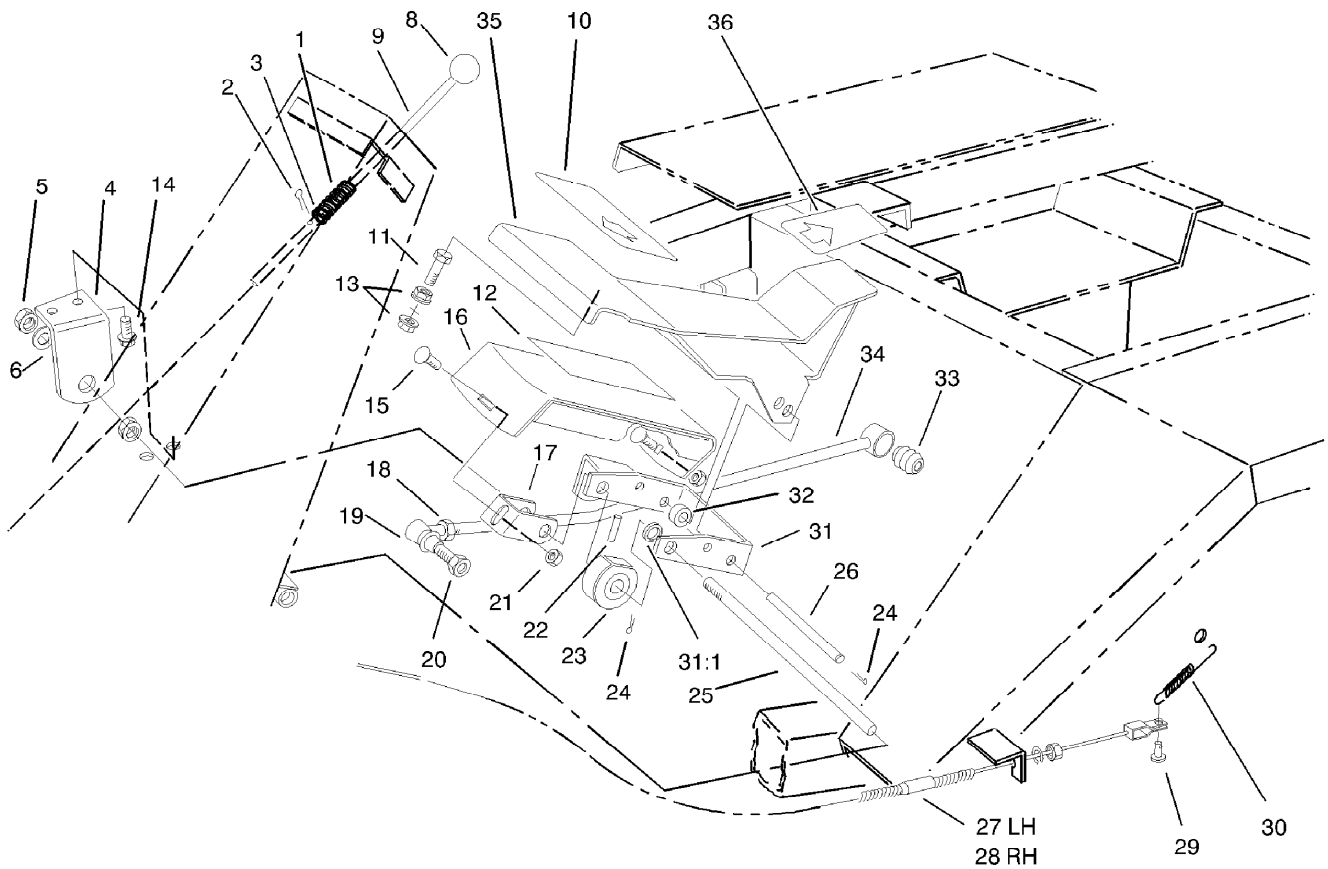
<i>Ref.</i>	<i>Part Number</i>	<i>Qty.</i>	<i>Description</i>	<i>Ref.</i>	<i>Part Number</i>	<i>Qty.</i>	<i>Description</i>
1	105-2917	1	Instrument Panel ASM	19:3	105-9264	4	Bulb And Lamp ASM
1:1	105-0056	1	Decal-Panel, Instrument	20	98-9308	1	Gauge-Temperature
2	98-9339	1	Gauge-Fuel	20:1	3254-1	3	Washer-Lock, Int
2:1	3254-1	3	Washer-Lock, Int	20:2	3217-27	3	Nut-Hex
2:2	3217-27	3	Nut-Hex	20:3	105-9265	1	Bulb And Lamp ASM
2:3	105-9265	1	Bulb And Lamp ASM	21	100-8072	1	Switch
3	104-4065	1	Harness-Wire, Main	22	104-2541	1	Switch ASM
4	32128-30	4	Nut	22:1	218-461	1	Nut-HH
5	322-3	4	Screw-HH	22:2	3254-5	1	Washer-Tooth, Internal
6	3290-379	2	Tie-Cable	23	63-8360	1	Key-Ignition
7	3296-2	2	Nut-Lock, NI	24	43-3990	1	Control-Throttle
8	32105-13	2	Screw-HWH	24:1	233-35	1	Knob
9	106-5190	1	Battery-Dry	25	3290-134	2	Screw
10	104-9497	1	Cable-Battery, Negative	26	3296-12	2	Nut-Lock, NI
11	95-8853	1	Cable-Battery, Positive	27	105-0002-01	1	Bracket-Relay
12	24-6420-03	1	Holddown-Battery	28	70-1480	4	Relay
13	24-6390	2	Stud-Holddown, Battery	29	98-7611	1	Controller-Glow
14	3217-6	2	Nut-Hex	30	37-2690	1	Capacitor
15	3253-4	2	Washer-Lock	30:1	3252-18	2	Screw
16	32103-2	2	Nut-Wing	30:2	3254-1	2	Washer-Lock, Int
18	66-2950	1	Gauge-Hourmeter	31	2412-74	1	R-Clamp
18:1	3255-20	2	Washer-Lock	32	321-4	5	Screw-HH
18:2	3217-25	2	Nut-Hex	33	32128-33	5	Nut-HF
19	98-9306	1	Light-Warning	34	98-9321	1	Ring-Key
19:1	3254-1	1	Washer-Lock, Int	35	99-8970	1	Key-Latch, Hood
19:2	3217-27	1	Nut-Hex				



## Brake Pedal Assembly

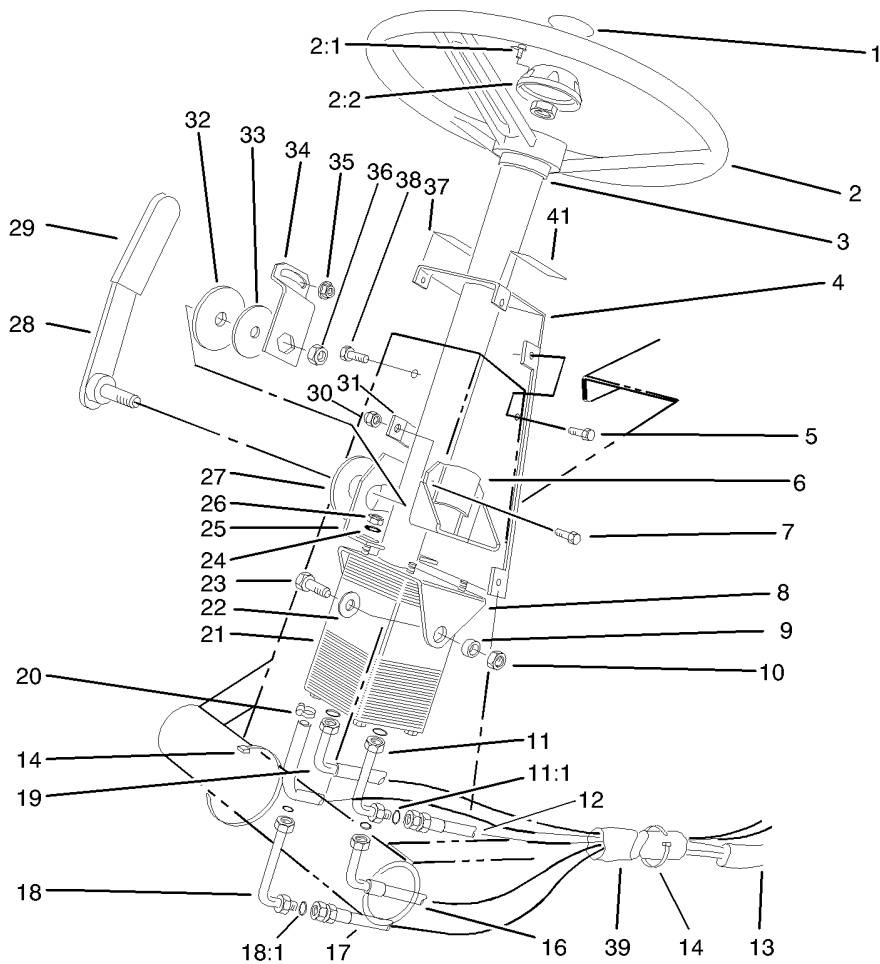
<i>Ref.</i>	<i>Part Number</i>	<i>Qty.</i>	<i>Description</i>	<i>Ref.</i>	<i>Part Number</i>	<i>Qty.</i>	<i>Description</i>
1	93-8742	1	Footpad-Brake	13	105-0064	1	Spacer-Switch
2	27-8550-01	1	Parking Brake Pedal ASM	14	100-1270	1	Switch-Proximity
3	27-7510	1	RH Brake Pedal ASM	15	3290-360	2	Screw-HH
3:1	256-10	2	Bushing-Flange	16	3253-21	2	Washer-Lock
4	27-7490	1	LH Brake Pedal ASM	17	323-13	1	Screw-HH
4:1	256-10	2	Bushing-Flange	18	323-14	1	Screw-HH
5	3296-2	2	Nut-Lock, NI	19	3274-47	1	Screw-HSFH
6	3256-51	4	Washer-Flat	20	3231-21	2	Screw-CARR
7	256-156	4	Bushing-Flange	21	32153-2	2	Nut-Lock, Side
8	27-9270-01	1	Pivot Shaft Mount ASM	22	3217-7	2	Nut-Hex
9	3272-5	2	Pin-Cotter	23	93-8743	2	Footpad-Turn
10	105-0065	1	Parking Brake Shaft ASM	24	302-5	2	Fitting-Grease
11	32149-2	1	Nut-Keps	25	105-0066-01	1	Brake Pedal Mount ASM
12	3272-6	2	Pin-Cotter				





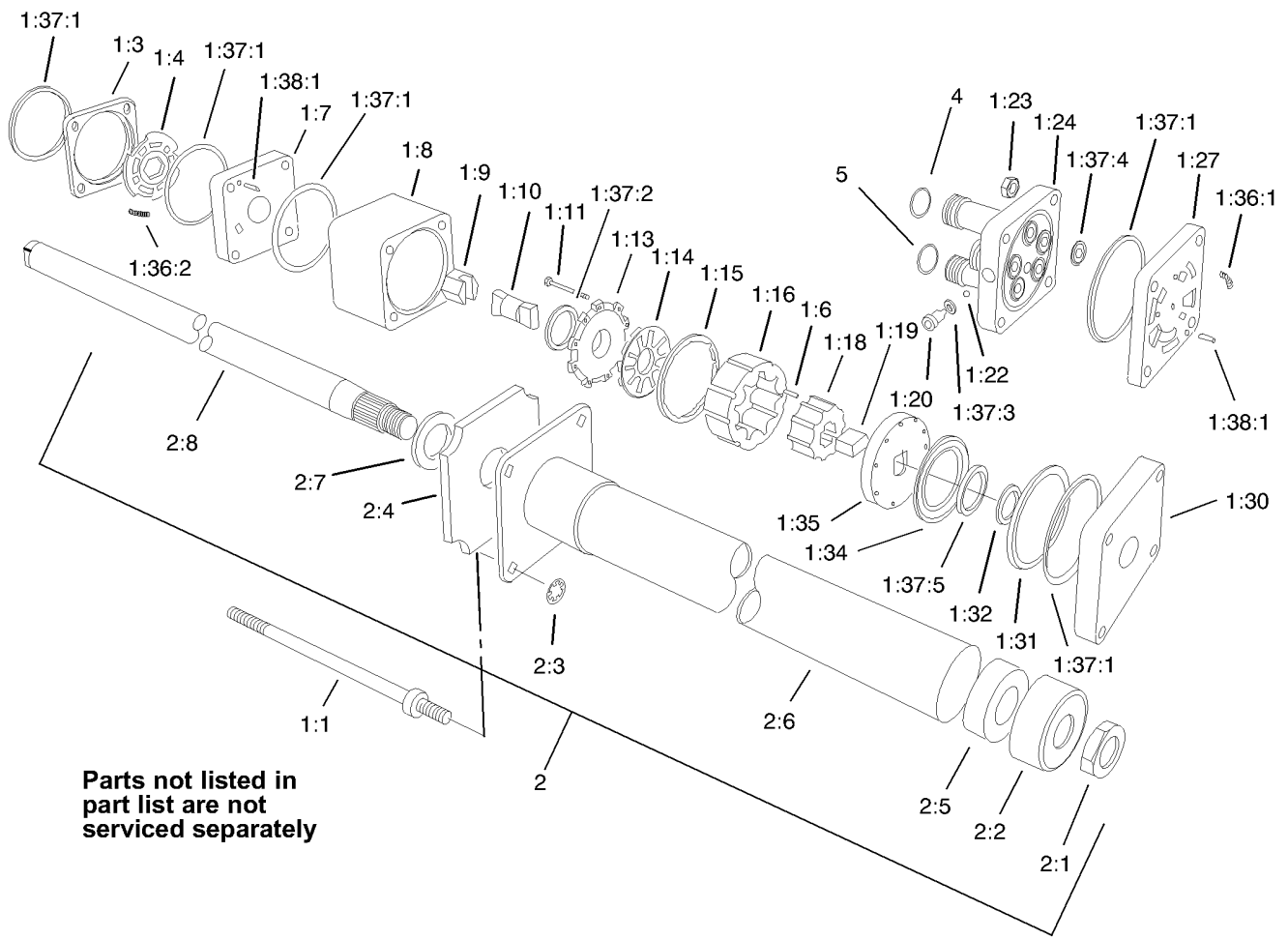
## Traction Pedal Assembly

Ref.	Part Number	Qty.	Description	Ref.	Part Number	Qty.	Description
1	95-1821-03	1	Spring-Compression	20	3220-3	2	Nut-HJ
2	3272-5	1	Pin-Cotter	21	32128-25	2	Nut-HF
3	3256-22	1	Washer-Flat	22	32121-6	1	Pin-Roll, Slotted
4	21-2850-01	1	Mount-Pedal, RH	23	28-5220	1	Friction Wheel ASM
5	3218-5	2	Nut-Jam	24	3272-6	4	Pin-Cotter
6	3256-26	1	Washer-Flat	25	88-1650	1	Shaft-Pedal, Traction
8	233-17	1	Knob	26	88-1640	1	Pin-Pedal, Traction
9	82-8670	1	Rod-Latch, Brake	27	21-3380	1	LH Brake Cable ASM
10	94-3307	1	Pad-Pedal, Traction	28	21-3370	1	RH Brake Cable ASM
11	323-15	1	Screw-HH	29	283-58	2	Pin-Clevis
12	88-1720	1	Pad-Footrest	30	3-7243	2	Spring-Extension
13	32128-43	2	Nut-Flange	31	88-1670	1	Pivot Bracket ASM
14	11-0590	2	Screw-HWHTF	31:1	256-156	2	Bushing-Flange
15	3230-1	2	Bolt-CARR	32	88-0470	1	Tube-Spacer, Pedal
16	88-1710-01	1	Footrest ASM	33	23-2270	1	Bushing-Rubber
17	88-1680-01	1	Bracket-Footrest	34	23-2240-03	1	Pump Control Tube ASM
18	3220-5	1	Nut-Jam	35	94-3304-01	1	Support-Pedal
19	21-0141	1	RH Ball Joint ASM	36	94-3308	1	Pad-Pedal, Traction



## Power Steering Assembly

Ref.	Part Number	Qty.	Description	Ref.	Part Number	Qty.	Description
1	68-5370	1	Decal	20	2412-36	1	Clamp-Hose
2	75-0560	1	Steering Wheel ASM	21	92-7308	1	Power Steering Unit ASM
2:1	32144-21	1	Screw	22	3256-46	2	Washer-Flat
2:2	68-5140	1	Cap-Wheel, Steering	23	323-6	2	Screw-HH
3	21-9260	1	Cover-Dust	24	3256-3	4	Washer-Flat
4	82-8660-01	1	Cover-Tower	25	80-2940-03	1	Plate-Pivot
5	32144-10	6	Screw-HWH	26	3296-20	4	Nut-Lock, NI
6	67-8690-03	1	Support-Column	27	31-0390	1	Disc-Friction
7	322-5	2	Screw-HH	28	93-1353-03	1	Lever-Steering, Tilt
8	77-3120-01	1	Bracket-Mounting, Column	29	21-1880	2	Grip-Handle
9	80-2960	2	Spacer-Tower	30	3296-29	2	Nut-Lock, NI
10	3296-39	2	Nut-Lock, NI	31	82-8650	1	Clamp-Column
11	82-8760	1	Elbow-HYD	32	82-9010	1	Disc-Friction
11:1	237-30	1	O-Ring	33	80-2930	1	Washer-Flat
12	63-8970	1	Hose-HYD	34	80-2880	1	Bracket-Tilt
13	70-1390	1	Sleeve-Protective	35	32128-20	1	Nut-HF
14	3290-379	4	Tie-Cable	36	3218-7	1	Nut-Jam
16	68-9730	1	Hose-Steering, HYD	37	82-8940	1	Decal-Steering, Tilt
17	68-9720	1	Hose-Steering, HYD	38	322-4	1	Screw-HH
18	82-8770	1	Elbow-HYD	39	70-1380	1	Sleeve-Protective
18:1	237-22	1	O-Ring	41	93-7831	1	Decal-Brake, Parking
19	63-8980	1	Hose-HYD				



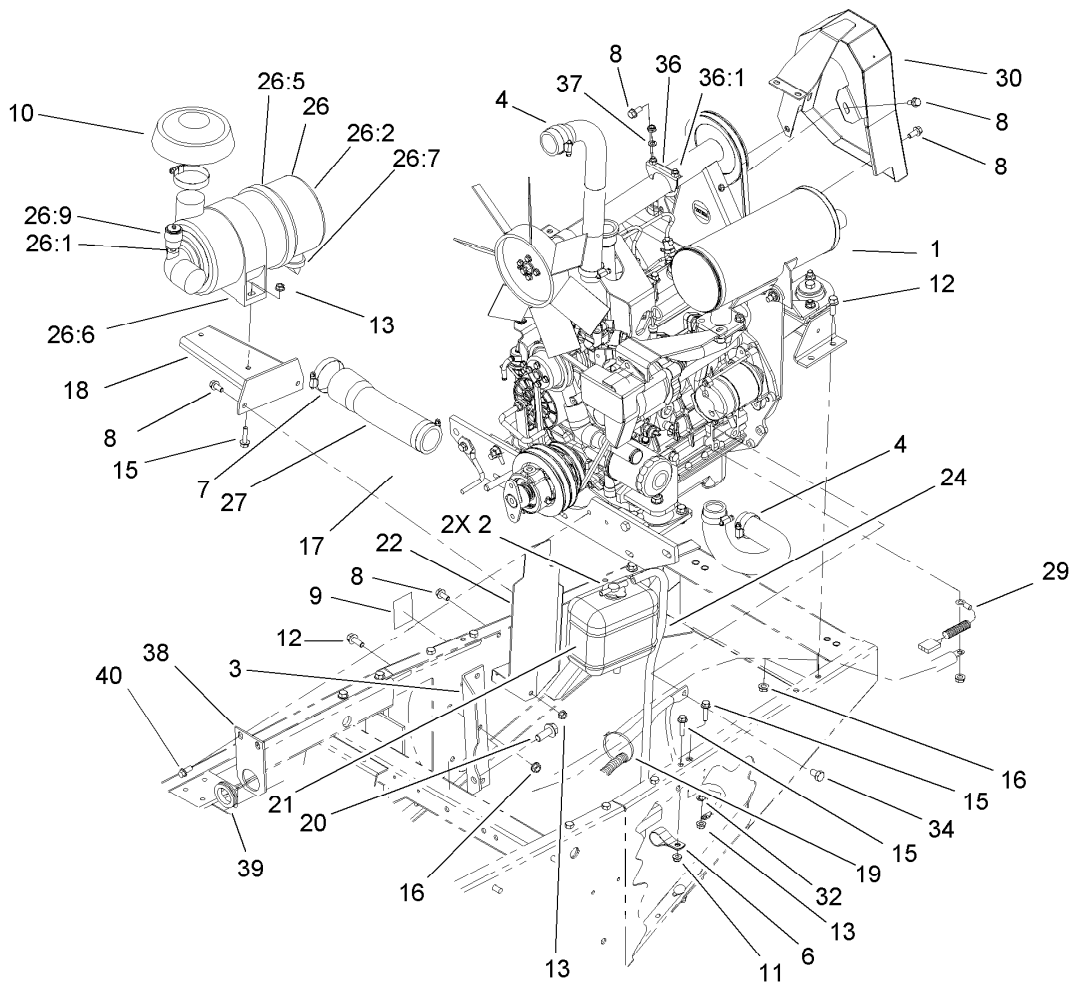
Parts not listed in part list are not serviced separately

## Power Steering Unit Assembly No. 92-7308

Ref.	Part Number	Qty.	Description	Ref.	Part Number	Qty.	Description
1:1	92-7310	4	Bolt-Special	1:35		1	Plate-Drive ■
1:3		1	Ring-Valve ■	1:36	66-9970	1	Spring Kit ●
1:4		1	Plate-Valve ■	1:36:1		3	Spring ■
1:6		9	Pin-Alignment ■	1:36:2		3	Spring ■
1:7		1	Manifold-Isolation ■	1:37	66-9980	1	Seal Kit ●
1:8		1	Ring-Metering ■	1:37:1		5	Ring-Seal ■
1:9		1	Hex Drive ASM ■	1:37:2		1	Seal-Commutator ■
1:10		1	Link-Drive ■	1:37:3		1	Seal-Dust ■
1:11		11	Screw-HSH ■	1:37:4		5	Seal-Dust ■
1:13		1	Cover-Commutator ■	1:37:5		1	Seal-Face ■
1:14		1	Commutator ■	1:38	66-9990	1	Needle Roller Kit ●
1:15		1	Ring-Commutator ■	1:38:1		9	Pin-Alignment ■
1:16		1	Stator ■	2	92-7314	1	Column ASM
1:18		1	Rotor ■	2:1	3220-6	1	Nut-Jam
1:19		1	Spacer-Link, Drive ■	2:2	92-7315	1	Seal-Upper
1:20		1	Plug ■	2:3	92-7316	4	Nut-Push On
1:22		1	Ball ■	2:4	92-7317	1	Seal-Foam, Upper Cover
1:23		4	Nut-Hex ■	2:5		1	Bearing ■
1:24		1	Cover-Port ■	2:6		1	Cover-Upper ■
1:27		1	Manifold-Port ■	2:7		1	Washer-Retaining ■
1:30		1	Plate-Cover, Upper ■	2:8		1	Shaft-Input ■
1:31		1	Spacer-Bearing, Thrust ■	4	237-30	2	O-Ring
1:32		1	Spacer-Seal ■	5	237-22	2	O-Ring
1:34		1	Bearing-Thrust ■				

● Not illustrated

■ Not serviced separately



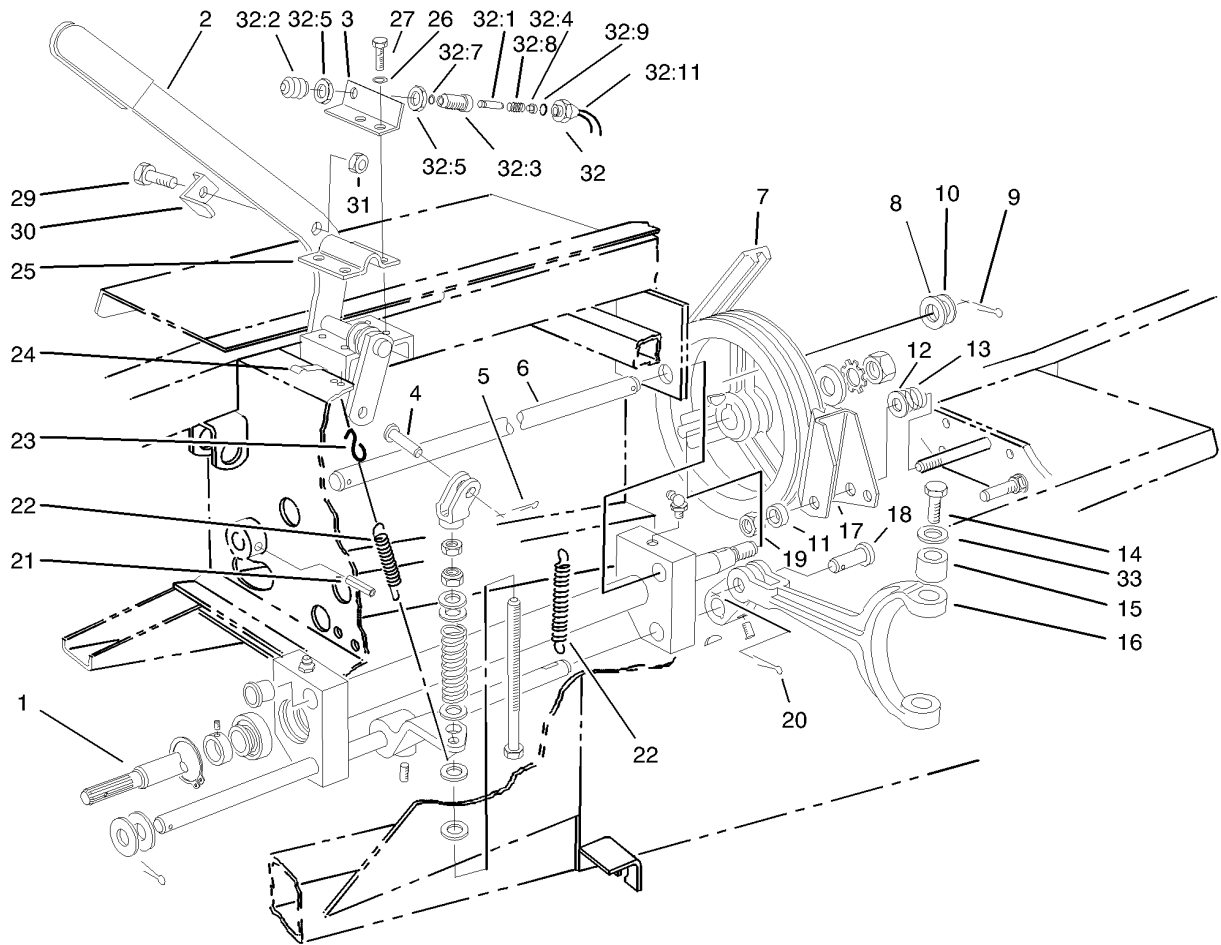
## Engine Installation Assembly

Ref.	Part Number	Qty.	Description
1		1	Engine ASM, Gm328D ■
2	2412-108	2	Clamp-Worm
3	67-8190-01	2	Bracket-Support, Engine
4	2412-3	4	Clamp-Hose
6	98-3883	1	Clamp-Wire
7	2412-130	2	Clamp-Hose
8	3234-5	9	Screw-HHF
9	93-7275	1	Decal-FLUID, Starting
10	105-2539	1	Cap
11	104-8300	1	Nut-Flange, NI
12	3234-11	10	Screw-HHF
13	32128-20	6	Nut-HF
15	3234-36	4	Screw-HHF
16	3290-357	10	Nut-HHF, Whiz
17	32128-23	2	Nut-HF
18	98-4518-03	1	Bracket-Cleaner, Air
19	3290-378	1	Tie-Cable
20	3234-32	2	Screw-HHF
21	104-9318	1	Overflow Bottle ASM
22	105-0050-03	1	Reservoir Bracket ASM

Ref.	Part Number	Qty.	Description
24	63-7630	1	Hose-Fuel
26	104-3428	1	Air Cleaner ASM
26:1	105-4292	1	Nipple-Pipe
26:2	104-0497	1	Cover
26:5	104-4897	1	Gasket
26:6	98-4525	1	Bracket-Cleaner, Air
26:7	104-0498	1	Valve-Vacuator
26:8	98-9763	1	Element ASM ●
26:9	93-9164	1	Indicator-Mini
27	104-3434	1	Hose-Inlet, Air
29	99-3441	1	Harness-Wire, Fusible Link
30	105-7807-03	1	Guard-Belt, Fan
32	3254-6	2	Washer-Lock, Internal
34	70-8470	1	Screw-HH
36	2112-6	1	Clamp-Muffler
36:1	3218-2	2	Nut-Jam
37	3253-4	2	Washer-Lock
38	104-3774-03	1	Bracket-Bulkhead
39	240-7	1	Grommet-Rubber
40	32144-11	2	Screw-HWHTF

● Not illustrated

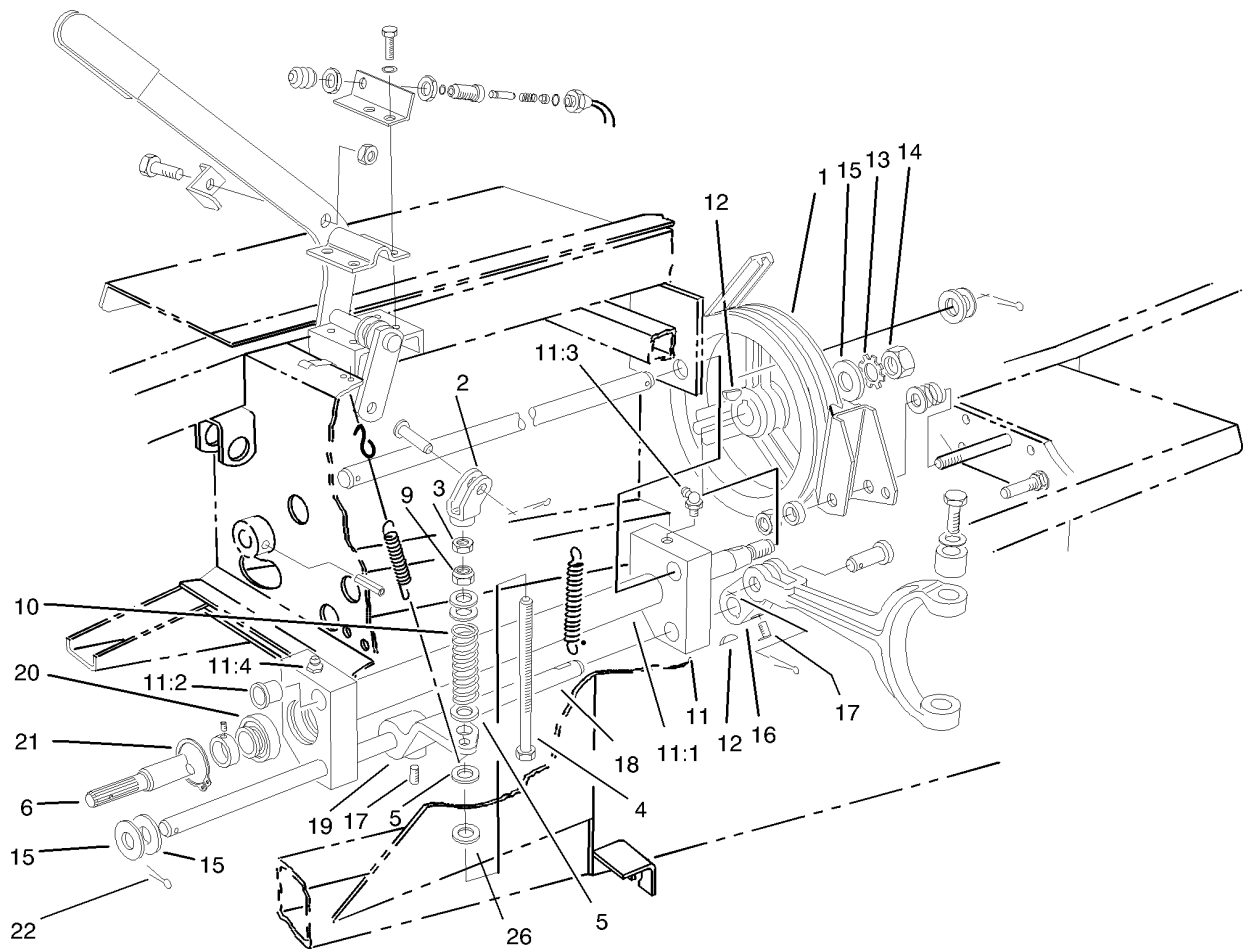
■ Not serviced separately



## PTO and Shaft Assembly

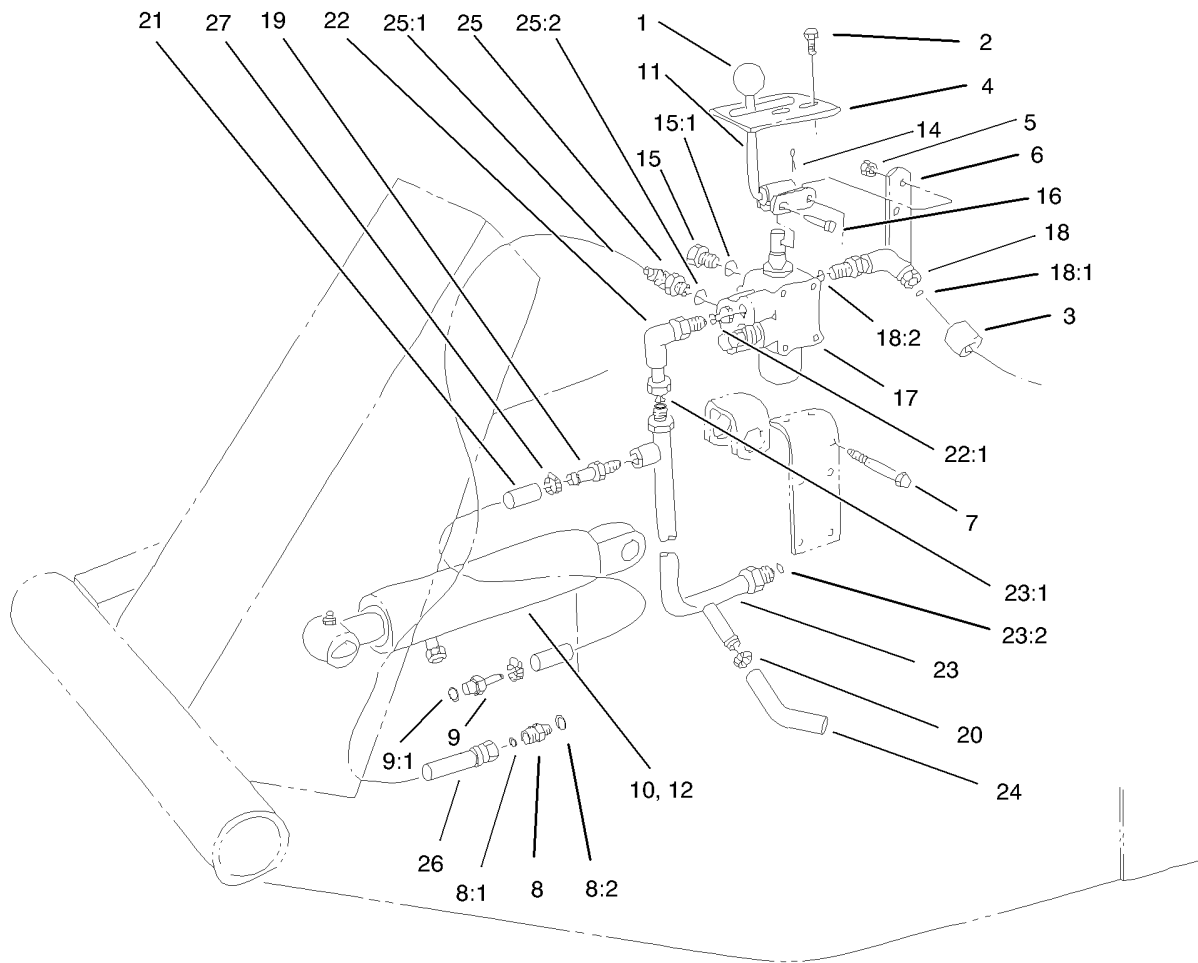
Ref.	Part Number	Qty.	Description	Ref.	Part Number	Qty.	Description
1		1	PTO ASM ●	22	21-1830	2	Spring-Extension
2	84-8500-01	1	Lever-PTO	23	5-0701	1	Anchor
3	84-8520-01	1	Bracket-Switch, PTO	24	212-93	3	Clamp-Casing
4	283-42	1	Pin-Clevis	25	21-1600	1	Clamp-Lever, PTO
5	3272-6	1	Pin-Cotter	26	3253-21	4	Washer-Lock
6	43-3860	1	Shaft-Pivot, PTO	27	32104-6	4	Screw-HH, Thd Cut
7	106-4383	1	Belt-V, Banded	29	321-4	1	Screw-HH
8	3256-28	1	Washer-Flat	30	86-7050	1	Bracket-Switch, Actuator
9	3272-22	1	Pin-Cotter	31	3296-16	1	Nut-Lock, NI
10	3-6498	3	Washer-Thrust	32	43-9071	1	Limit Switch ASM
11	3-8812	1	Spacer-Spring, Anchor	32:1	43-8860	1	Plunger-Switch
12	3256-6	1	Washer-Flat	32:2	43-8870	1	Boot-Switch
13	5-1747	1	Spring-Adjustment	32:3	43-8620	1	Pin-Guide, Switch
14	92-5727	2	Screw-Lock, Patch	32:4	43-8610	1	Guide
15	92-5723	2	Bushing-Fork, PTO	32:5	218-461	2	Nut-HH
16	92-4060-03	1	Fork-PTO	32:7	237-7	1	O-Ring
17	27-7370	1	PTO Brake ASM	32:8	43-8600	1	Spring-Compression
18	93-3769	1	Pin-Clevis	32:9	237-30	1	O-Ring
19	3296-28	1	Nut-Lock, NI	32:11	72-4320	1	Switch-Ball
20	3272-11	1	Pin-Cotter	33	75-9890	2	Washer-Shim
21	32121-9	1	Pin-Roll, Slotted				

● Not serviced separately



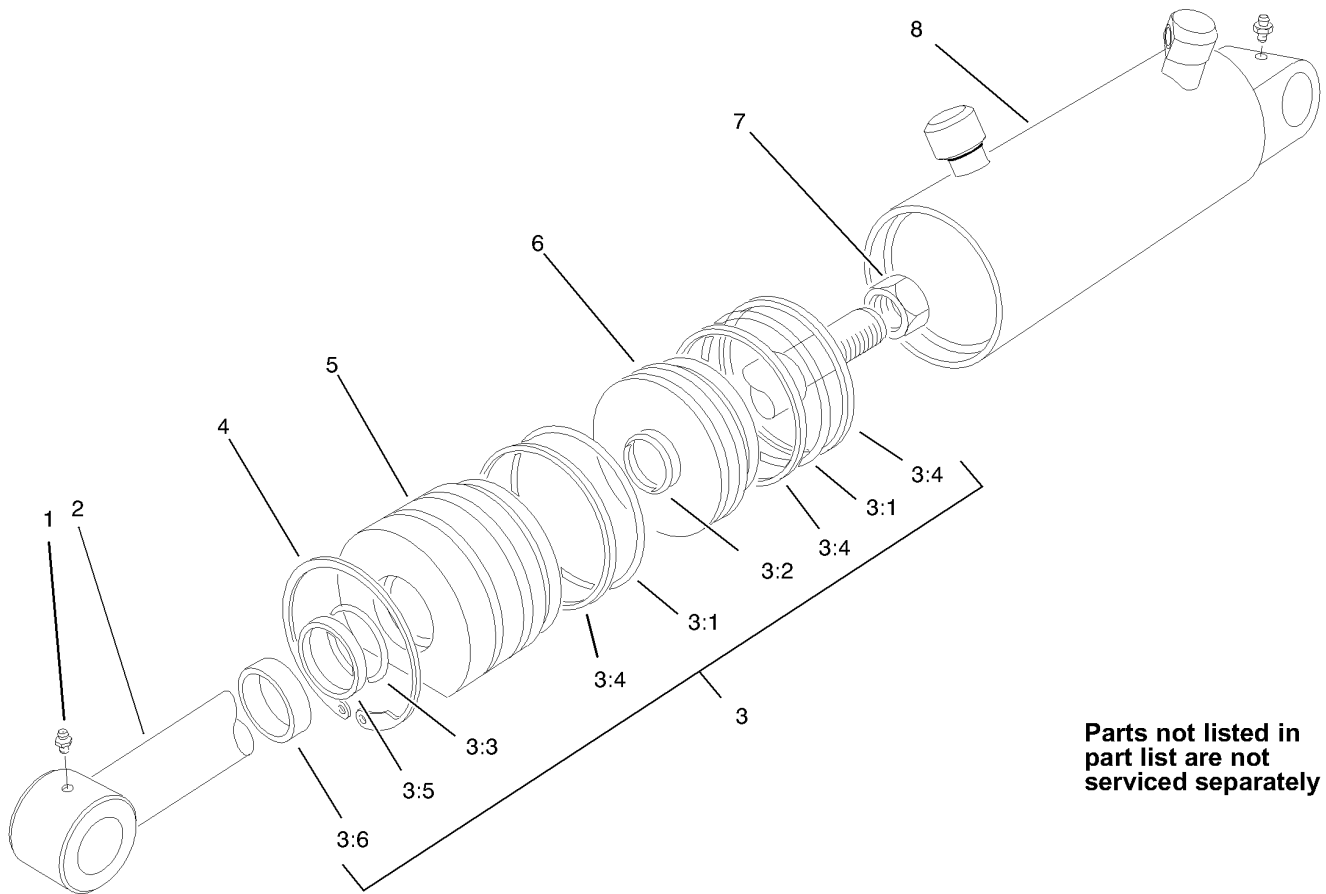
## PTO Assembly

<i>Ref.</i>	<i>Part Number</i>	<i>Qty.</i>	<i>Description</i>	<i>Ref.</i>	<i>Part Number</i>	<i>Qty.</i>	<i>Description</i>
1	21-0230	1	Pulley-PTO	12	3257-5	3	Key-Woodruff
2	43-5630	1	Yoke-PTO	13	3254-7	1	Washer-Lock, Int
3	3219-3	1	Nut-Hex	14	3219-7	1	Nut-Hex
4	27-7900	1	Screw-Adjusting	15	3256-28	3	Washer-Flat
5	3256-41	4	Washer	16	92-4058	1	Arm-PTO
6	43-5540	1	Shaft-PTO	17	3246-3	4	Screw-HSH
9	3296-6	1	Nut-Lock	18	43-5550	1	Shaft-Actuator, PTO
10	21-0400-01	1	Spring-Compression	19	43-5570	1	Arm-Actuator
11	100-6599	1	PTO Pivot ASM	20	251-252	2	Bearing
11:1	43-5500-01	1	Pivot-PTO	21	32120-22	2	Ring-Snap, Internal
11:2	256-113	4	Bushing-Flange	22	3272-22	1	Pin-Cotter
11:3	302-10	1	Fitting-Grease	26	5-0652	1	Spacer
11:4	302-2	1	Fitting-Grease				



## Valve and Cylinder Assembly

<i>Ref.</i>	<i>Part Number</i>	<i>Qty.</i>	<i>Description</i>	<i>Ref.</i>	<i>Part Number</i>	<i>Qty.</i>	<i>Description</i>
1	233-21	1	Knob	17	106-8071-01	1	Valve ASM
2	32144-10	2	Screw-HWH	18	340-99	1	Fitting-HYD, 90 DEG
3	38-3400	1	Guard-Rubber	18:1	237-30	1	O-Ring
4	105-7806	1	Latch-Lever, Valve	18:2	237-42	1	O-Ring
5	3296-42	5	Nut-Lock, NI	19	304-73	1	Connector-Hose
6	21-9010	1	Lever-Valve, Pivot Mount	20	2412-36	1	Clamp-Hose
7	321-23	5	Screw-HH	21	92-7834	1	Hose-HYD
8	340-2	1	Fitting-HYD, Straight	22	340-110	1	Fitting-Swivel, 90 DEG
8:1	237-22	1	O-Ring	22:1	237-42	1	O-Ring
8:2	237-42	1	O-Ring	23	63-9260	1	Manifold Valve ASM
9	95-8849	1	Fitting-Straight, HYD	23:1	237-22	1	O-Ring
9:1	237-78	1	O-Ring	23:2	237-30	1	O-Ring
10	100-6586	1	Cylinder-HYD, 2.5 Inch	24	63-8990	1	Hose-HYD
11	105-7839-03	1	Valve Lever ASM	25	340-97	1	Fitting-HYD, 90 DEG
12	100-6591	1	Cylinder-HYD, 3 Inch	25:1	237-22	1	O-Ring
14	3272-6	1	Pin-Cotter	25:2	237-78	1	O-Ring
15	353-512	1	Plug	26	92-7833	1	Hose ASM
15:1	237-78	1	O-Ring	27	2412-108	2	Clamp-Worm
16	283-17	1	Pin-Clevis				

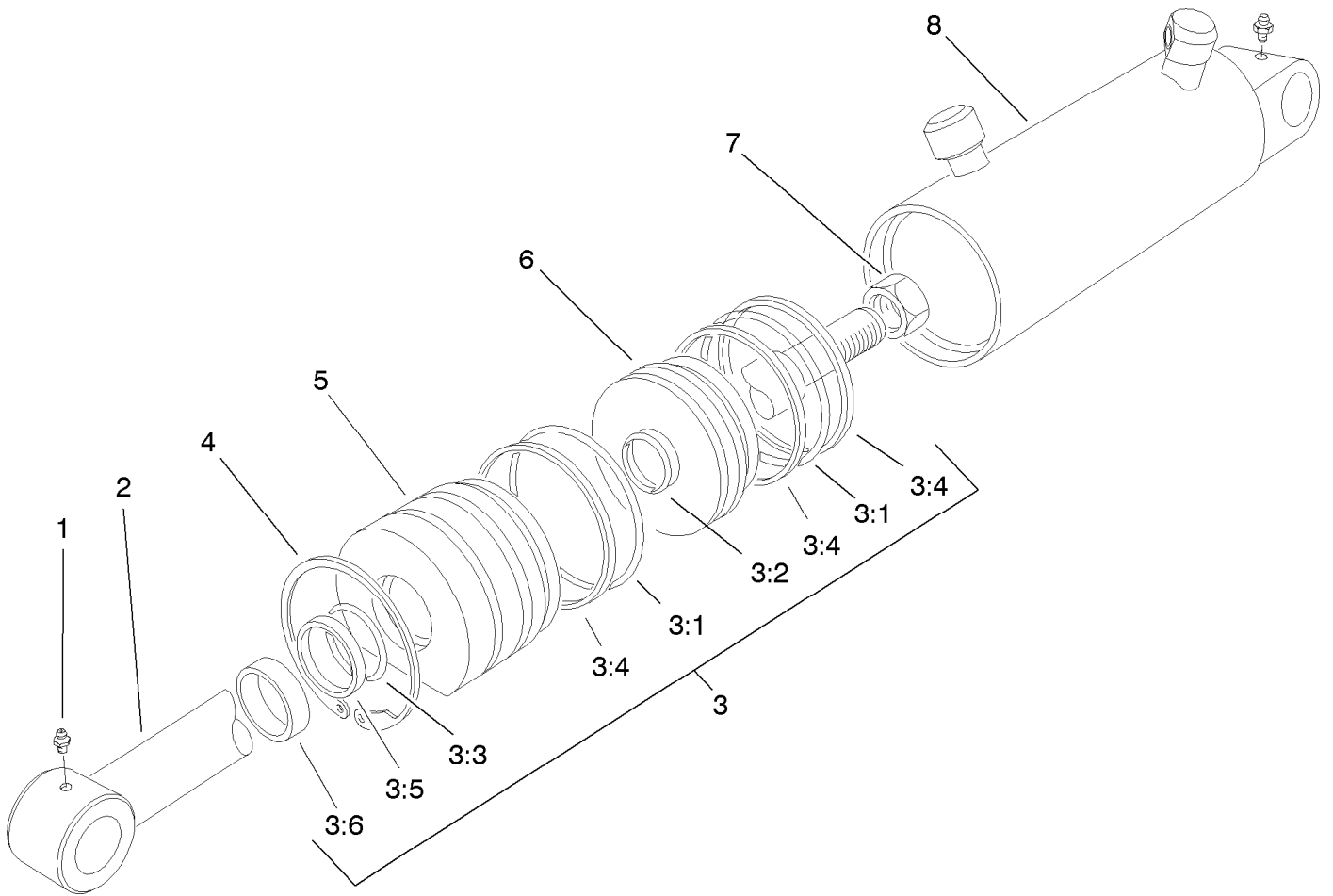


## Hydraulic Cylinder Assembly No. 100-6586 (2-1/2in Bore)

<i>Ref.</i>	<i>Part Number</i>	<i>Qty.</i>	<i>Description</i>
1	302-55	2	Fitting-Grease
2		1	Shaft ●
3	61-4960	1	Seal Kit
3:1		2	Seal-Dust ●
3:2		1	Seal-Dust ●
3:3		1	Seal-Dust ●
3:4		3	Backup ●
3:5		1	Backup ●
3:6		1	Seal-Dust ●
4	61-4990	1	Ring-Retaining
5		1	Head ●
6		1	Piston ●
7		1	Nut ●
8		1	Barrel ●

● Not serviced separately

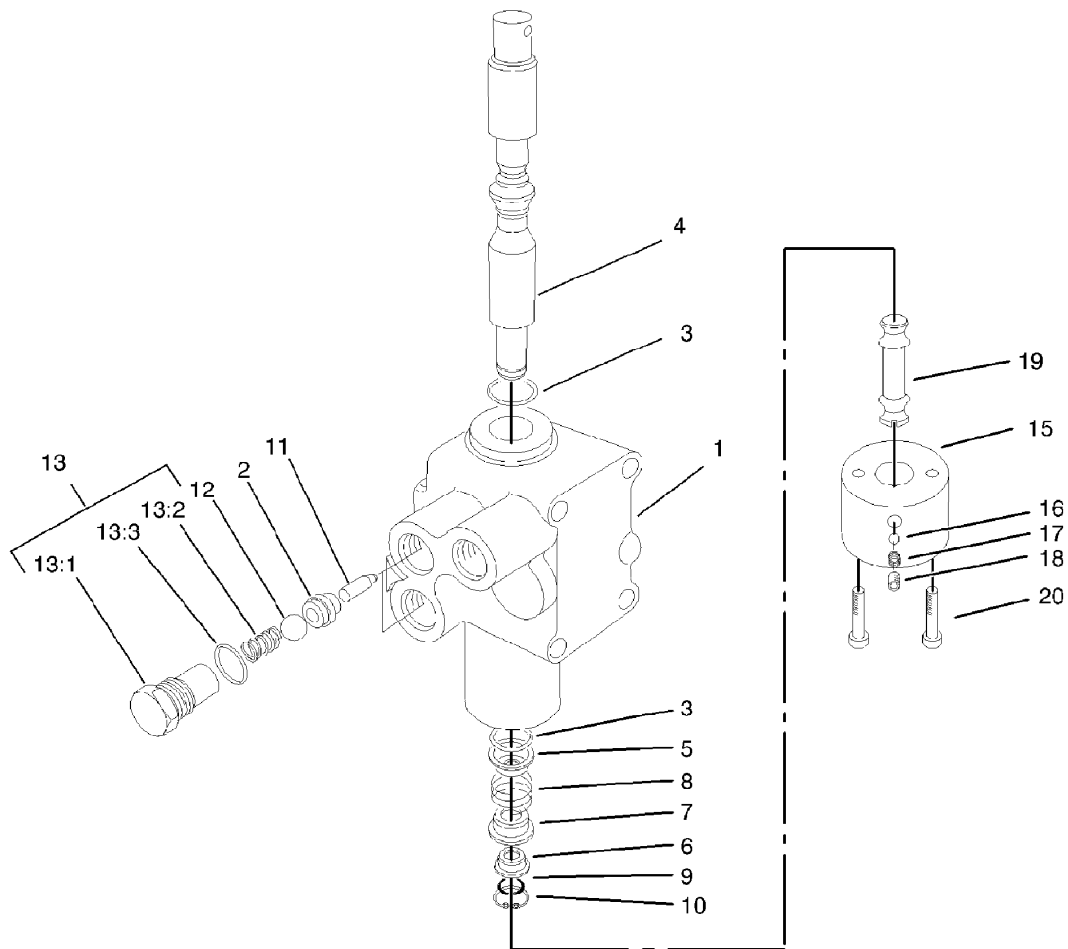




## Hydraulic Cylinder Assembly No. 100-6591 (3in Bore) (Optional)

Ref.	Part Number	Qty.	Description
1	302-55	2	Fitting-Grease
2		1	Shaft ●
3	67-5500	1	Seal Kit
3:1		2	Seal-Dust ●
3:2		1	Seal-Dust ●
3:3		1	Seal-Dust ●
3:4		3	Backup ●
3:5		1	Backup ●
3:6		1	Seal-Dust ●
4	67-5470	1	Ring-Snap
5		1	Head ●
6		1	Piston ●
7		1	Nut ●
8		1	Barrel ●

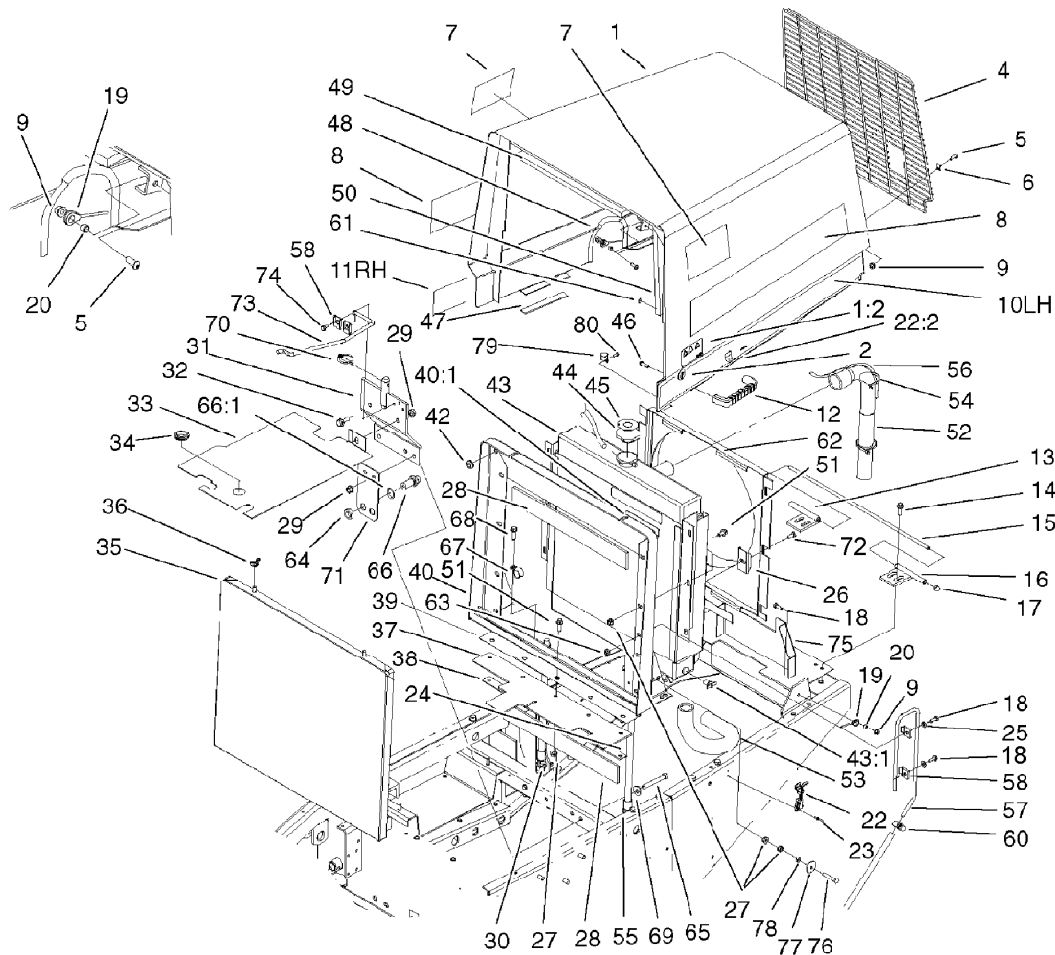
● Not serviced separately



## Valve Assembly No. 106-8071-01

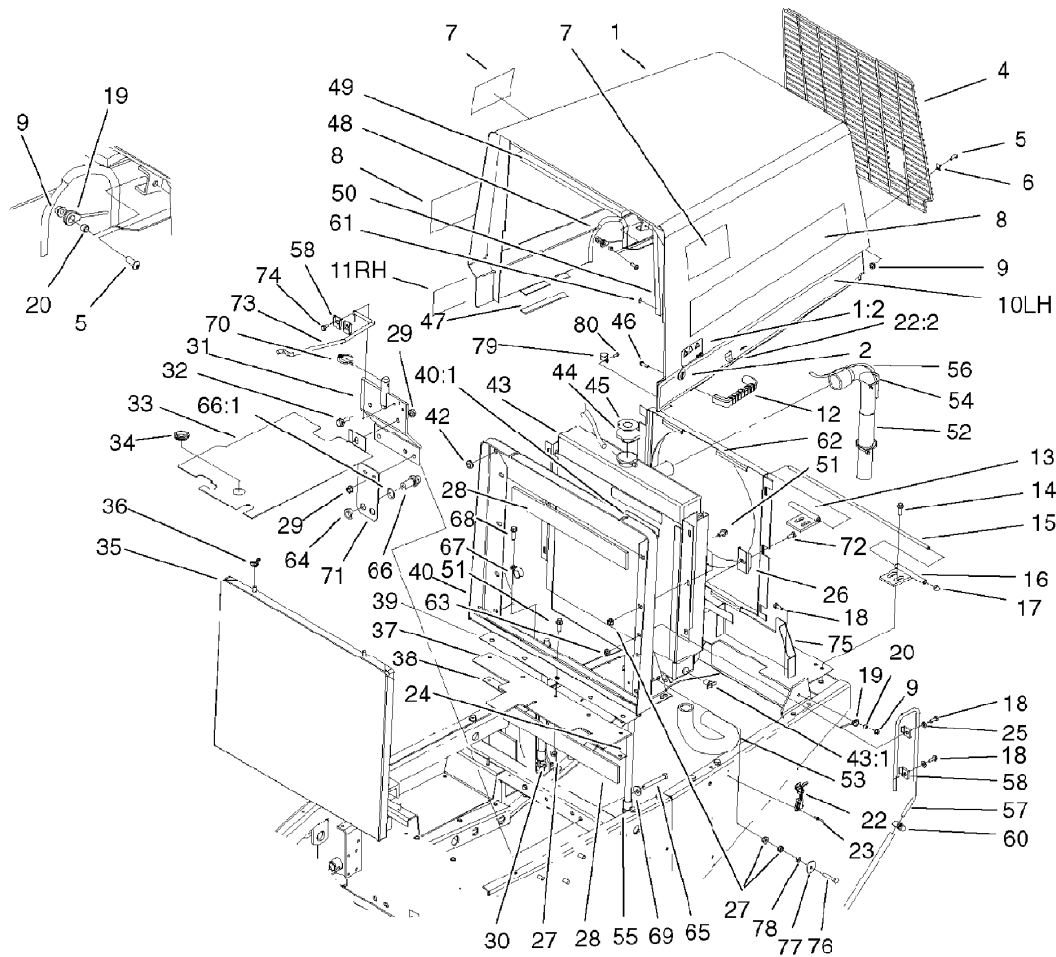
Ref.	Part Number	Qty.	Description
1		1	Body ●
2	22-8370	2	Seat-Valve
3	22-8500	2	O-Ring
4	105-7826	1	Spool
5	22-8380	1	Retainer
6	22-8400	1	Spacer
7	22-8390	1	Retainer
8	22-8410	1	Spring
9	22-8480	1	Ring-Snap
10	22-8490	1	Ring-Snap
11	22-8360	2	Pin
12	22-8350	2	Ball
13	105-7827	2	Plug ASM
13:1	22-8330	1	Plug
13:2	22-8340	1	Spring
13:3	237-42	1	O-Ring
15	106-8070	1	Detent Barrel ASM
16	105-7829	2	Ball-Steel
17	105-7830	2	Spring
18	105-7831	2	Screw-Set
19	105-7832	1	Stud-Detent
20	105-7833	2	Screw-HSH

● Not serviced separately



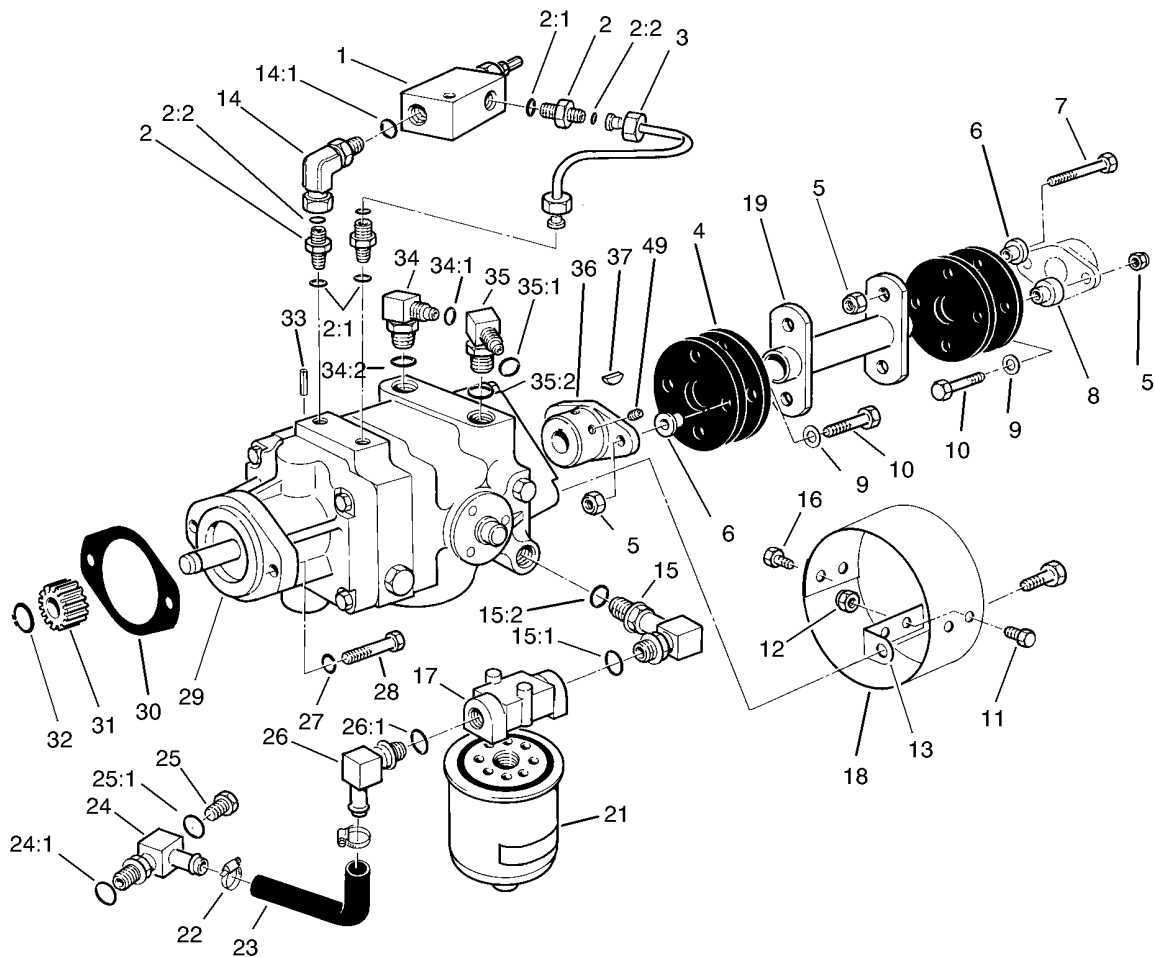
## Radiator and Hood Assembly

Ref.	Part Number	Qty.	Description	Ref.	Part Number	Qty.	Description
1	105-4282	1	Hood	29	32128-21	4	Nut-HF
1:2	106-6754	1	Decal-Danger	30	63-8960	1	Hose
2	98-5398	1	Latch	31	105-2542-01	1	Bracket-Support, Seat
4	105-0059-03	1	Hood-Screen, Rear	32	3234-11	1	Screw-HHF
5	3274-69	6	Screw-HSBH	33	105-2544-01	1	Plate-Sealing
6	2412-127	4	Clamp-R	34	240-5	1	Grommet
7	66-6140	2	Decal	35	67-9030-03	1	Grille ASM
8	106-4394	2	Decal	36	32103-2	2	Nut-Wing
9	32128-32	8	Nut-HHF	37	67-8570	1	Strip-Sealing
10	77-5140	1	Decal-Hood, LH	38	67-8470-03	1	Strip-Retainer
11	77-5150	1	Decal-Hood, RH	39	105-4264-03	1	Grill-Plate, Sealing
12	65-5100	1	Handle-Door	40	105-4293	1	Radiator Support ASM
13	67-8820-01	1	RH Hinge ASM	40:1	93-7272	3	Decal-Warning
14	3234-17	4	Screw-HHF	42	237-141	2	Grommet-Rubber
15	67-8840	1	Hinge-Rod	43	104-3483	1	Radiator ASM
16	67-8810-01	1	LH Hinge ASM	43:1	304-46	1	Draincock
17	32111-8	2	Nut-Lock, Cap	44	66-3240	1	Cap-Radiator
18	321-4	4	Screw-HH	45	106-5976	1	Decal-Warning
19	77-3170	2	Cable-Hood	46	46-8091	2	Screw-HWH
20	77-5250	4	Spacer-Cable, Hood	47	82-8950	2	Foam
22	59-9740	1	Flex Draw Latch ASM	48	66-8111	1	Trim-Hood
22:2	249-40	1	Keeper	49	77-5170	1	Foam-Top
23	3290-55	4	Rivet-Pop	50	77-5160	1	Foam-Side, LH
24	63-9010	1	Hose-Coolant, Transmission	51	3234-14	13	Screw-HHF
25	3256-22	2	Washer-Flat	52	104-3433	1	Hose-Radiator, Top
26	105-0012-03	6	Clip-Mounting, Fan Shroud	53	104-3432	1	Hose-Radiator, Bottom
27	32128-20	15	Nut-HF	54	3290-379	6	Tie-Cable
28	43-3320	2	Foam-Radiator	55	38-3400	1	Guard-Rubber



## Radiator and Hood Assembly (continued)

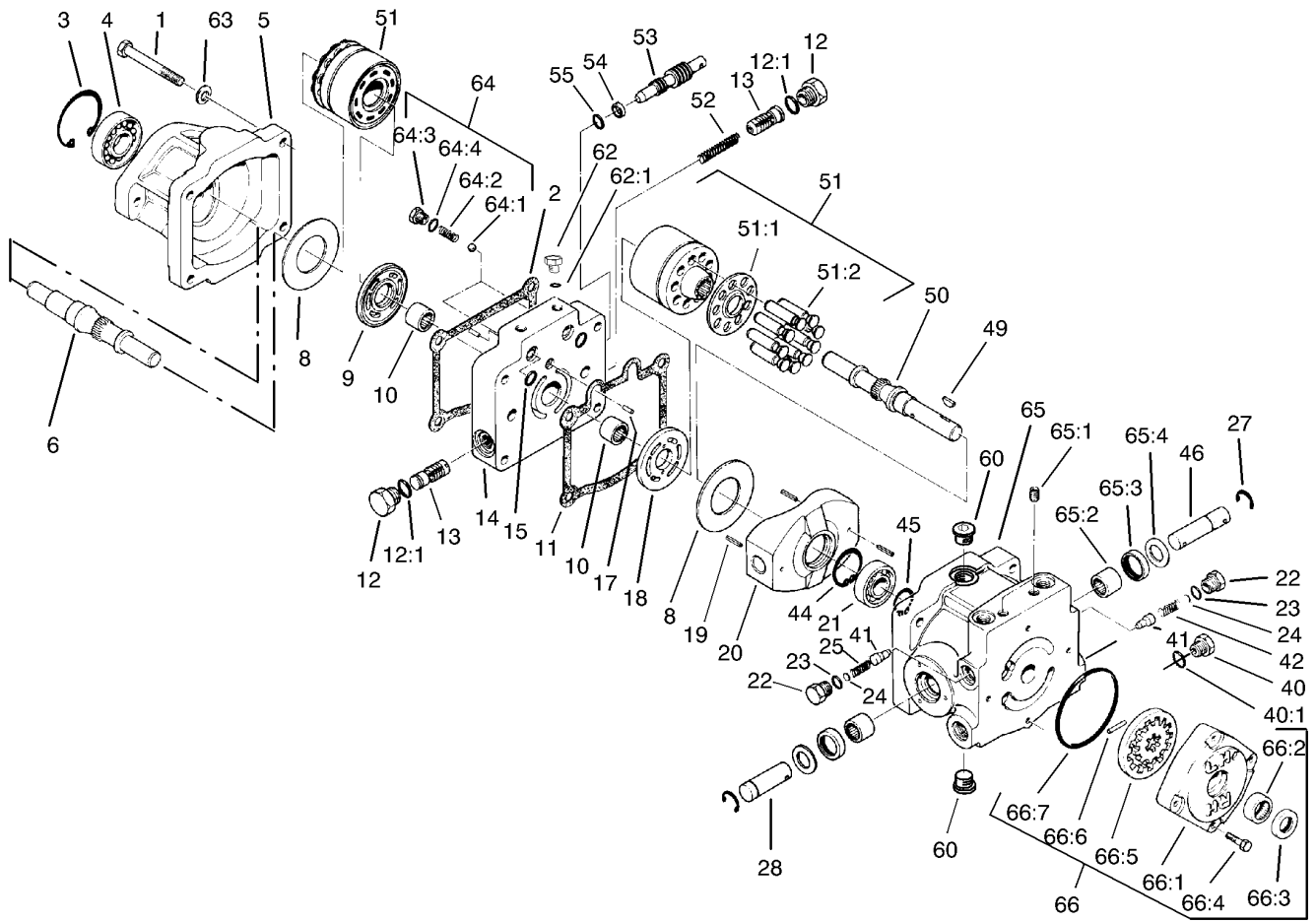
<i>Ref.</i>	<i>Part Number</i>	<i>Qty.</i>	<i>Description</i>	<i>Ref.</i>	<i>Part Number</i>	<i>Qty.</i>	<i>Description</i>
56	104-0076	1	Hose-Fuel	69	5-0838	3	Washer
57	105-4265	1	Tube-Vent	70	283-76	1	Pin-Lynch
58	3-6657	4	Clip-Skid	71	68-9160	1	Bracket
60	2412-108	1	Clamp-Worm	72	3234-33	6	Screw-HHF
61	3269-10	2	Washer-Back	73	86-7040	1	Rod-Prop, Seat
62	105-0007-03	1	Fan Shroud ASM	74	32144-10	2	Screw-HWH
63	32128-33	1	Nut-HF	75	105-4255-01	1	Pulley Guard ASM
64	340-70	2	Nut-Lock	76	322-41	1	Screw-HH
65	323-14	3	Screw-HH	77	3256-57	1	Washer-Flat
66	340-71	2	Fitting-Straight, Bulkhead	78	3296-47	1	Nut-Lock, NI
66:1	237-22	2	O-Ring	79	2412-83	1	Clamp-Cable
67	2412-4	1	Clamp	80	32144-1	1	Screw-Taptite
68	11-0590	1	Screw-HWHTF				



## Hydrostatic Transmission Assembly

Ref.	Part Number	Qty.	Description	Ref.	Part Number	Qty.	Description
1	72-3540	1	Valve-Relief	22	2412-34	2	Clamp-Hose
2	340-92	3	Fitting-HYD, Straight	23	68-9650	1	Hose-Axle
2:1	237-78	1	O-Ring	24	70-2620	1	Fitting-HYD, 90 DEG
2:2	237-21	1	O-Ring	24:1	237-81	1	O-Ring
3	72-3550	1	Tube	25	353-508	1	Plug-HH
4	44-2230	4	Coupling-Rubber	25:1	237-42	1	O-Ring
5	32152-1	8	Nut-Lock, Cone	26	353-987	1	Fitting-HYD, 90 DEG (Barbed)
6	71-4411	4	Spacer	26:1	237-81	1	O-Ring
7	322-8	4	Screw-HH	27	3253-21	2	Washer-Lock
8	71-4410	4	Spacer	28	323-7	2	Screw-HH
9	3256-3	4	Washer-Flat	29	92-8947	1	Transmission ASM
10	322-10	4	Screw-HH	30	41-8760	1	Gasket
11	321-2	2	Screw-HH	31	86-7220	1	Gear-Pinion
12	3296-42	4	Nut-Lock, NI	32	32120-72	1	Ring-Snap
13	54-9290	2	Bracket-Mounting	33	32121-6	1	Pin-Roll, Slotted
14	340-143	1	Elbow-Swivel, 90 DEG	34	340-77	1	Fitting-HYD, 90 DEG
14:1	237-78	1	O-Ring	34:1	237-22	1	O-Ring
15	68-8660	1	Fitting-HYD, 90 DEG	34:2	237-42	1	O-Ring
15:1	237-80	1	O-Ring	35	340-99	1	Fitting-HYD, 90 DEG
15:2	237-81	1	O-Ring	35:1	237-30	1	O-Ring
16	321-4	2	Screw-HH	35:2	237-42	1	O-Ring
17	68-8990	1	Filter Head ASM	36	33-4380	1	Hub-Pump
18	54-9300-03	1	Cover-Shaft, Pump	37	3257-32	1	Key-Woodruff
19	105-0033-03	1	Drive Shaft ASM	49	3241-5	2	Screw-Set
21	23-9740	1	Filter-Oil, Hydraulic				

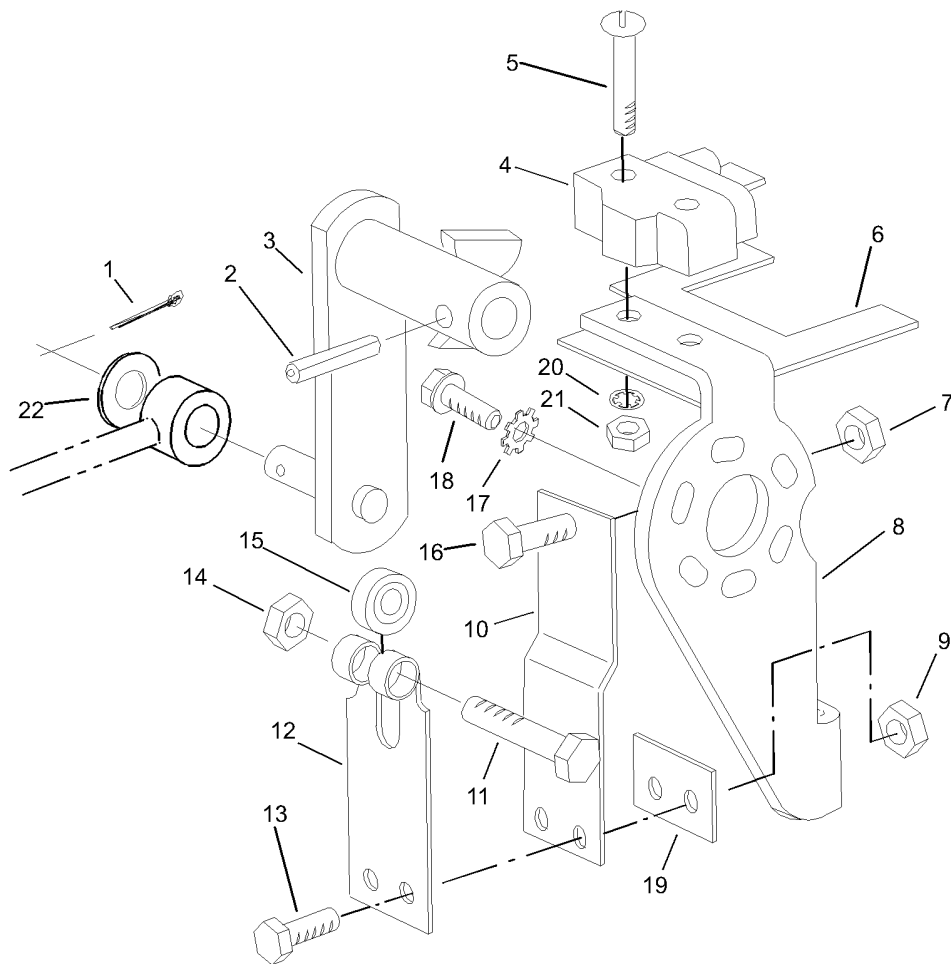




## Transmission Assembly No. 92-8947 (continued)

Ref.	Part Number	Qty.	Description	Ref.	Part Number	Qty.	Description
64:4	237-86	1	O-Ring	66:1	25-2550	1	Housing-Pump, Charge
65	54-7890	1	Housing Kit	66:2	67-8050	1	Bearing-Needle
65:1	285-17	2	Plug-Pipe	66:3	93-4133	1	Seal-Lip
65:2	252-82	2	Bearing-Needle	66:4	322-4	4	Screw-HH
65:3	25-3210	2	Seal-Lip	66:5	25-2540	1	Gerotor ASM
65:4	25-2510	2	Washer-Flat	66:6	25-2530	1	Pin-Straight, Headless
66	25-3190	1	Charge Pump Kit	66:7	237-95	1	O-Ring

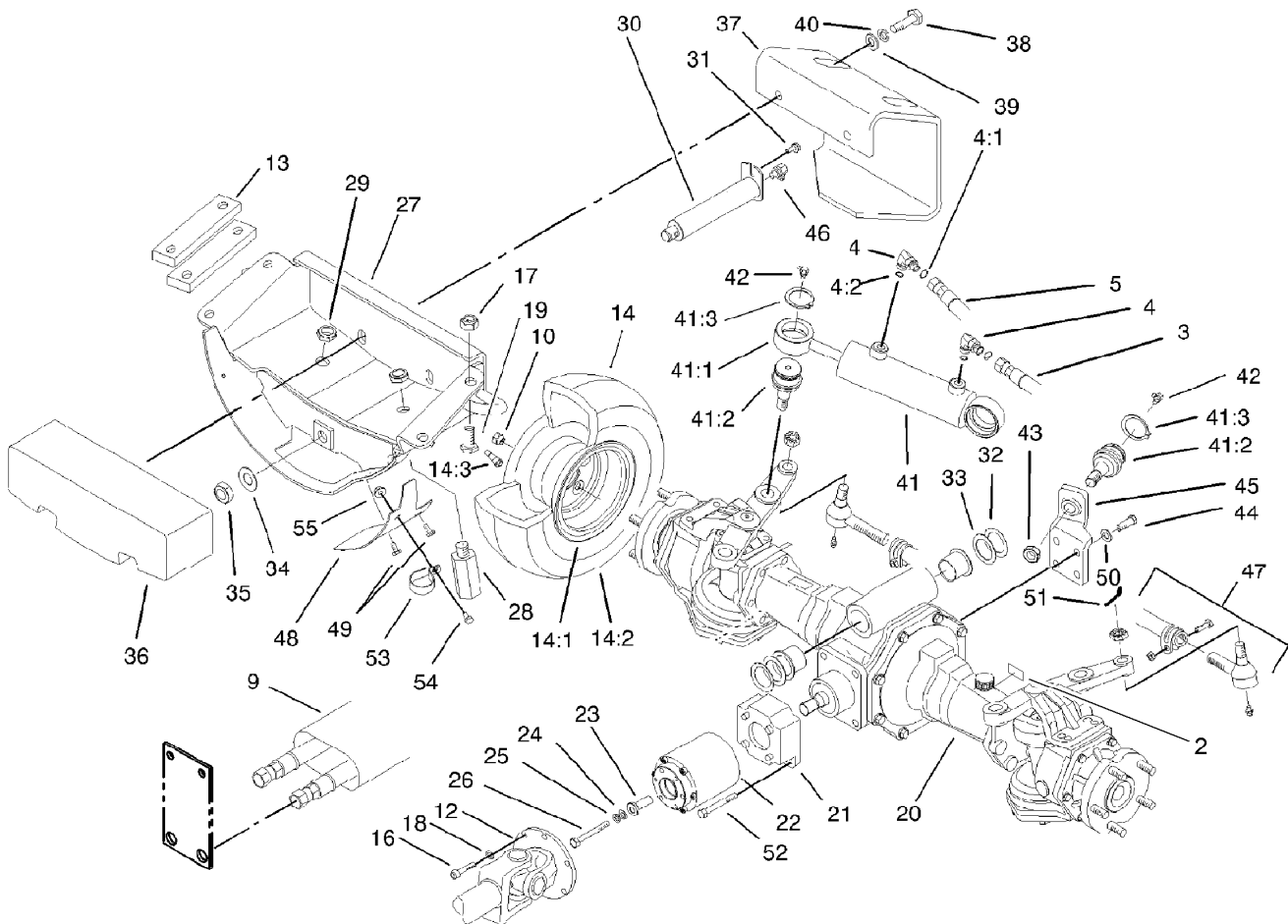
● Not serviced separately



## Neutral Centering Device Assembly

<i>Ref.</i>	<i>Part Number</i>	<i>Qty.</i>	<i>Description</i>
1	3272-10	1	Pin-Cotter
2	32121-24	1	Pin-Spring
3	28-9570-03	1	Lever-Pump
4	29-6163	1	Switch-Micro
5	3249-11	2	Screw-Machine
6	46-8810	1	Stop-Spring, Leaf
7	3219-2	1	Nut-Hex
8	29-6120-03	1	Pump Plate ASM
9	3296-42	2	Nut-Lock, NI
10	29-6170	1	Extended Leaf Spring ASM
11	322-17	1	Screw-HH
12	29-6150	1	Spring-Leaf
13	321-6	2	Screw-HH
14	3296-29	1	Nut-Lock, NI
15	251-259	1	Bearing-Ball
16	3210-7	1	Screw-HH
17	3255-7	3	Washer-Lock/EXT
18	49-2040	3	Screw-HWHTF
19	51-3150	1	Shim-Arm, Spring
20	3254-9	2	Washer-Lock, Internal
21	3217-16	2	Nut-Hex
22	3256-6	1	Washer-Flat

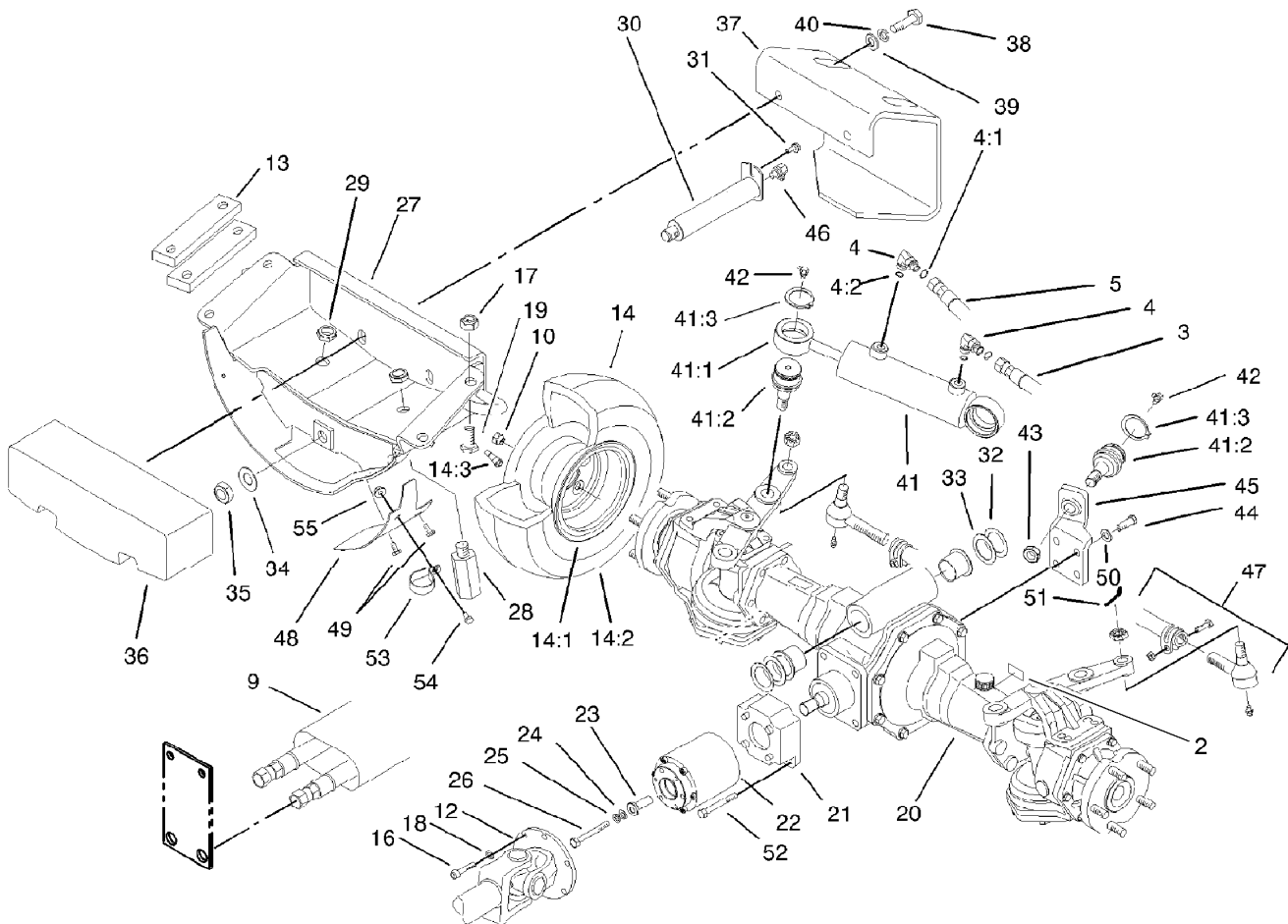




## 4 Wheel Drive Rear Axle Assembly

Ref.	Part Number	Qty.	Description	Ref.	Part Number	Qty.	Description
2	93-6697	1	Decal-Lube	27	100-6570-01	1	Axle Support ASM
3	99-2407	1	Hose ASM	28	98-3863	2	Stop-Oscillation
4	340-97	2	Fitting-HYD, 90 DEG	29	3296-15	2	Nut-Lock, NI
4:1	237-22	1	O-Ring	30	99-8434-03	1	Rear Axle Pin ASM
4:2	237-78	1	O-Ring	31	32144-14	1	Screw-HWHTF
5	99-2408	1	Hose ASM	32	99-8431	1	Washer-Thrust
9	56-7985	1	Sleeve-Protective	33	99-8432	1	Washer-Thrust
10	93-5268	10	Nut-Lug	34	71-4540	1	Washer-Thrust
12	98-5009	1	Driveshaft ASM	35	32146-20	1	Nut-Hex
13	105-0073-01	4	Spacer-Frame	36	98-3869-01	1	Weight-Rear
14	105-7845	2	Tire And Wheel ASM	37	98-3880-03	1	Bumper
14:1	105-7846	1	Wheel	38	325-7	2	Screw-HH
14:2	231-122	1	Tire-4-Ply	39	3256-26	2	Washer-Flat
14:3	232-27	1	Stem-Valve	40	3253-7	2	Washer-Lock
16	3274-8	12	Screw-HSH	41		1	Steering Cylinder ASM ●
17	32128-23	4	Nut-HF	41:1	99-2415	1	Cylinder-HYD
18	3253-3	12	Washer-Lock	41:2	106-6774	2	Joint-Ball
19	3234-46	4	Screw-HHF	41:3	32151-104	2	Ring-Retaining, External
20	95-7501	1	Rear Axle ASM	42	302-11	2	Fitting-Lube, 45 DEG
21	98-3860-03	1	Adaptor-Locator, Clutch	43	3220-6	4	Nut-Jam
22	95-6296	1	Clutch-Bidirectional	44	95-8812	4	Screw-HH
23	99-8436	1	Spacer-Clutch	45	98-3862-03	1	Bracket-Support, Cylinder
24	33094-00	1	Washer-Plain	46	302-33	1	Fitting-Grease
25	3253-4	1	Washer-Lock	47	98-3871-03	1	Tie Rod ASM
26	33114-070	1	Screw-HH	48	99-2413-01	1	Cover-Guard, Flywheel

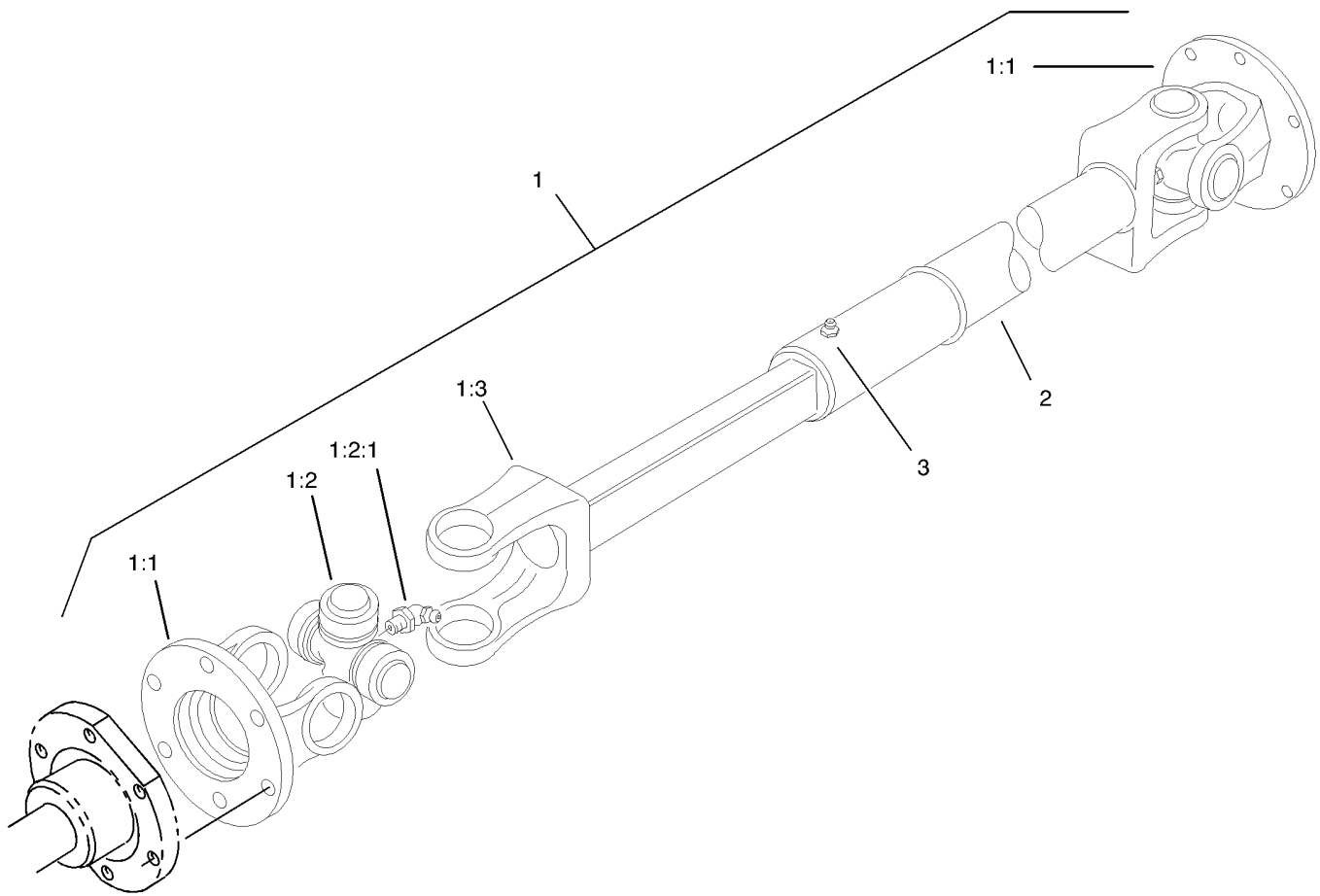
● Not serviced separately



## 4 Wheel Drive Rear Axle Assembly (continued)

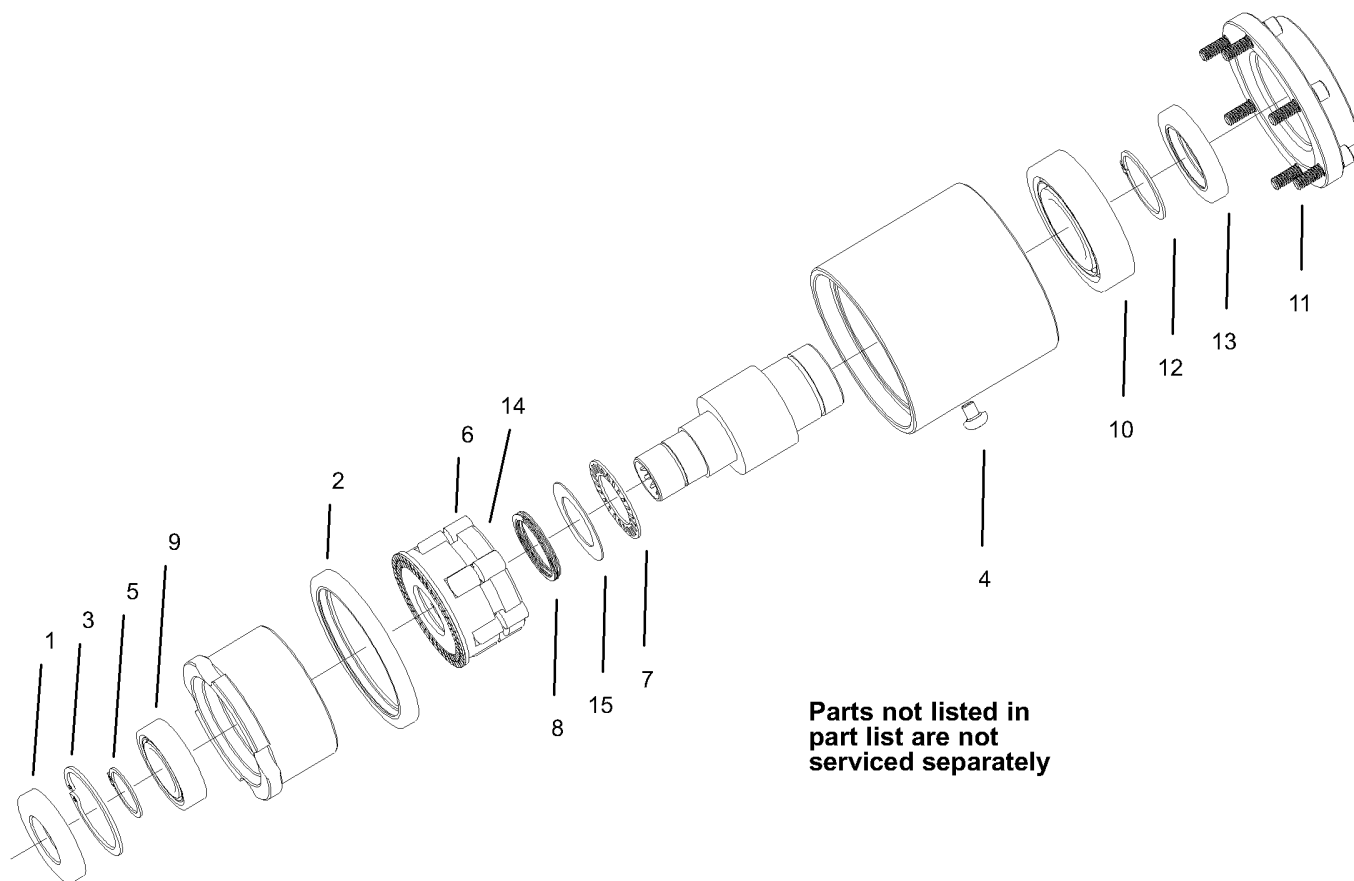
<i>Ref.</i>	<i>Part Number</i>	<i>Qty.</i>	<i>Description</i>	<i>Ref.</i>	<i>Part Number</i>	<i>Qty.</i>	<i>Description</i>
49	32144-10	2	Screw-HWH	53	2412-74	1	R-Clamp
50	48-9220	4	Washer	54	321-2	1	Screw-HH
51	3272-12	2	Pin-Cotter	55	32128-14	1	Nut-HF
52	87-3700	2	Screw-Cap, HH				

● Not serviced separately



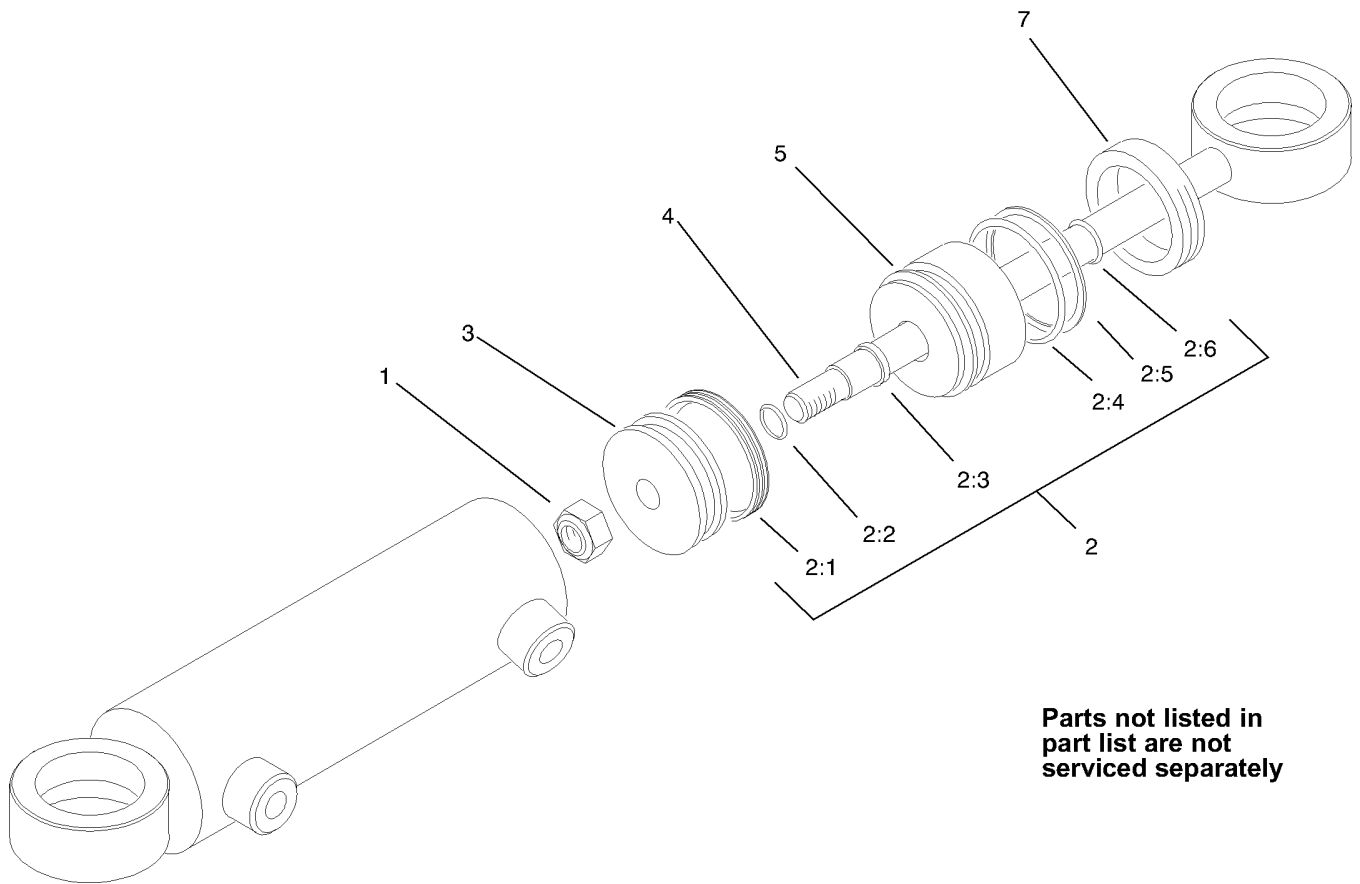
## Driveshaft Assembly No. 98-5009

<i>Ref.</i>	<i>Part Number</i>	<i>Qty.</i>	<i>Description</i>
1	92-5096	1	Joint And Shaft ASM
1:1	72-3410	1	Yoke-Flange
1:2	54-9180	1	U-Joint Kit
1:2:1	62-3820	1	Fitting-Grease
1:3	72-3420	1	Yoke And Shaft ASM
2	72-3431	1	Yoke And Tube ASM
3	302-58	1	Fitting-Straight



## Bi-Directional Clutch Assembly No. 95-6296

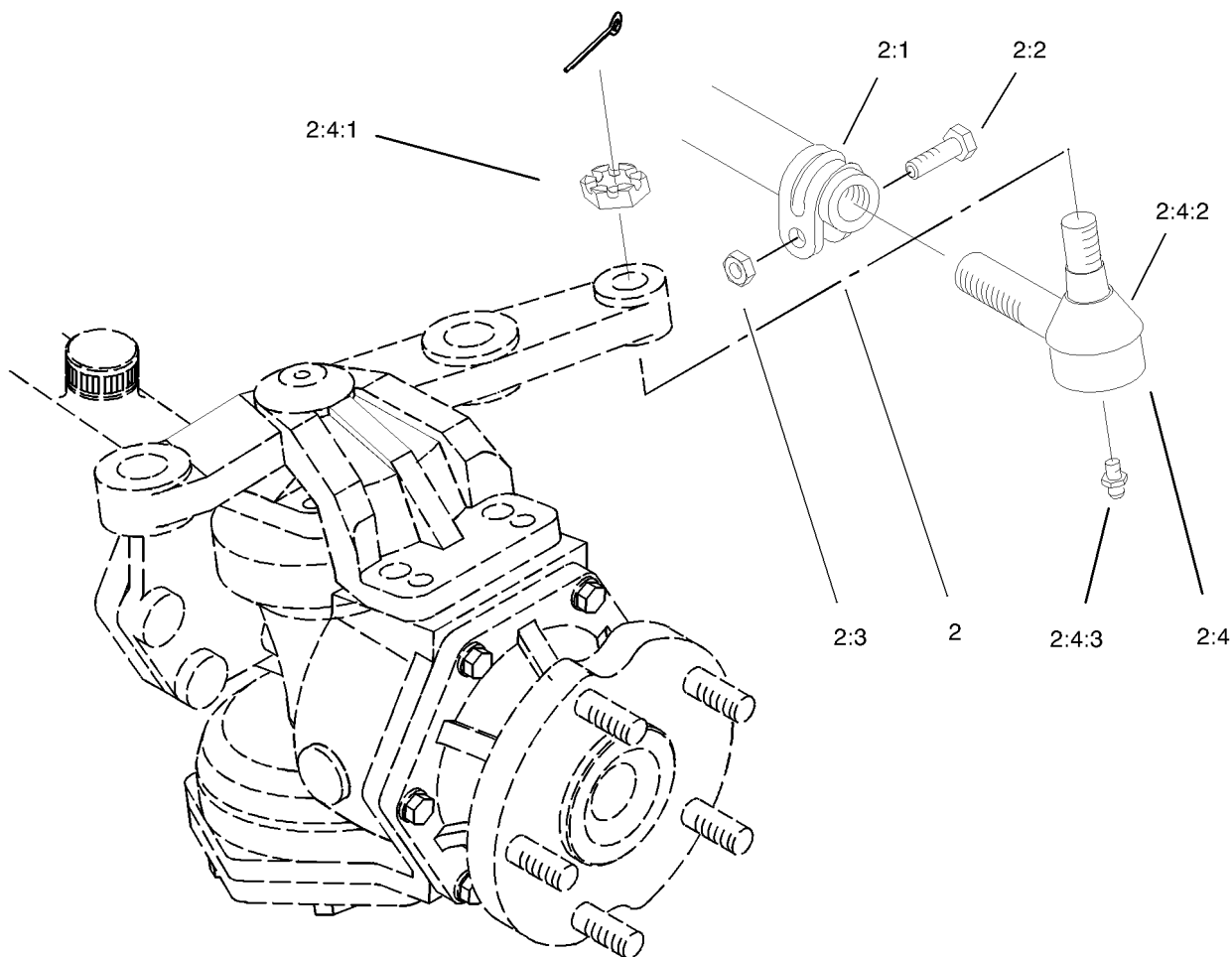
<i>Ref.</i>	<i>Part Number</i>	<i>Qty.</i>	<i>Description</i>
1	100-6589	1	Seal-Oil
2	100-6593	1	Seal-Oil
3	32151-75	1	Ring-Retaining
4	100-6596	1	Screw-PPH
5	100-6597	1	Ring-Snap, External
6	93-8925	6	Roller
7	93-8919	1	Bearing-Needle, Thrust
8	93-8923	1	Spring-Wave
9	99-2902	1	Bearing
10	92-9705	1	Bearing
11	3245-6	6	Screw-HSH
12	32120-84	1	Ring-Snap, External
13	71-6790	1	Seal-Oil
14	100-2568	1	Roll Cage ASM
15	93-8929	1	Washer-Thrust



## Cylinder Assembly No. 99-2415

<i>Ref.</i>	<i>Part Number</i>	<i>Qty.</i>	<i>Description</i>
1	32152-10	1	Locknut
2	86-5390	1	Seal Kit
2:1		1	Uniring ●
2:2		1	Seal-Dust ●
2:3		1	Seal-Rod ●
2:4		1	Seal-Dust ●
2:5		1	Ring-Backup ●
2:6		1	Seal-Dust ●
3		1	Piston ●
4		1	Rod ●
5		1	Head ●
7		1	Collar-Internal ●

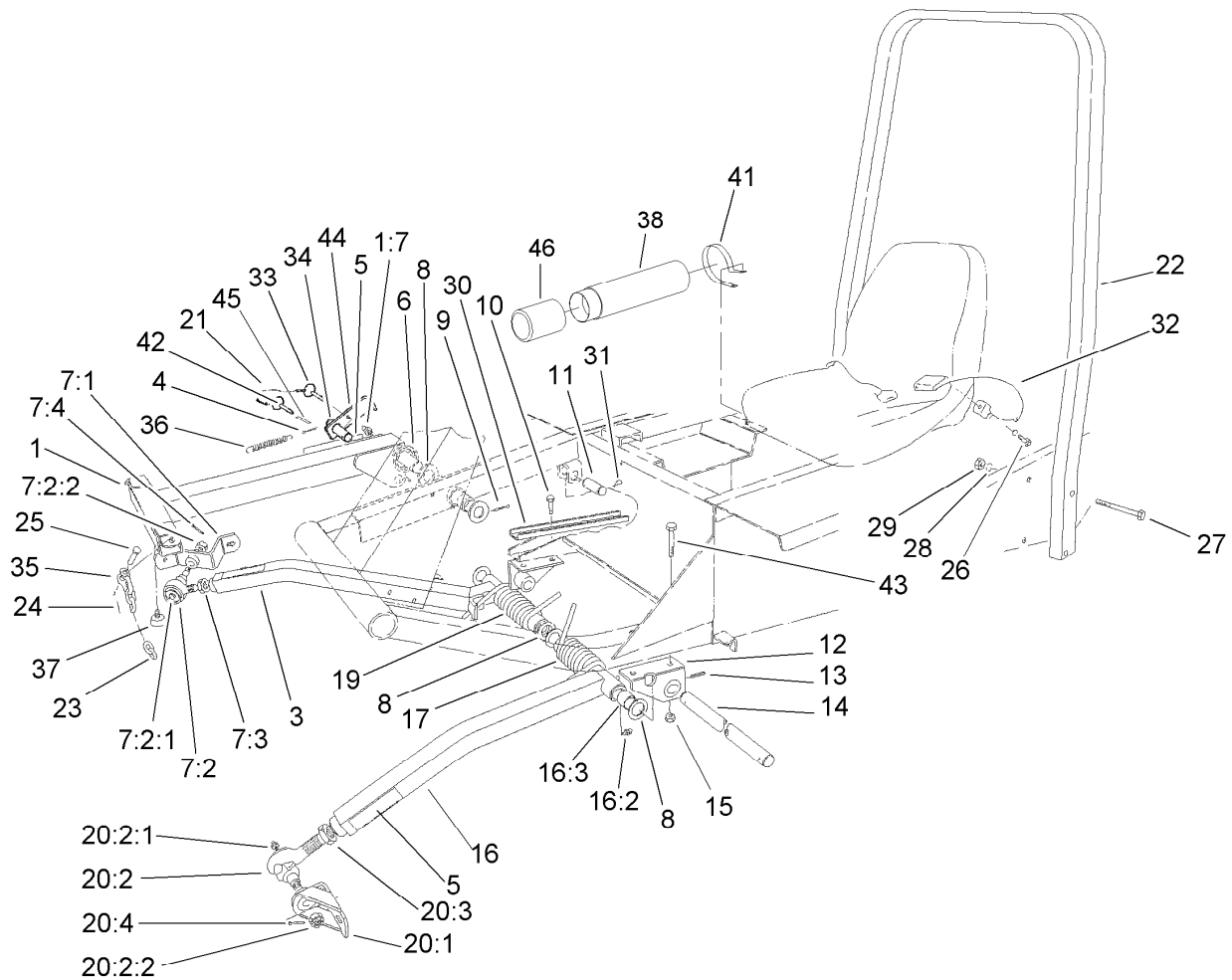
● Not serviced separately



## Tie Rod Assembly No. 98-3871-03

<i>Ref.</i>	<i>Part Number</i>	<i>Qty.</i>	<i>Description</i>
2		1	Rod-Tie ●
2:1	99-2412-03	1	Rod And Clamp ASM
2:2	323-9	2	Screw-HH
2:3	3296-39	2	Nut-Lock, NI
2:4	71-4740	2	End-Rod, Tie (RH)
2:4:1	105-7941	1	Nut-Hex, Slotted
2:4:2	105-7835	1	Seal
2:4:3	302-5	1	Fitting-Grease

● Not serviced separately

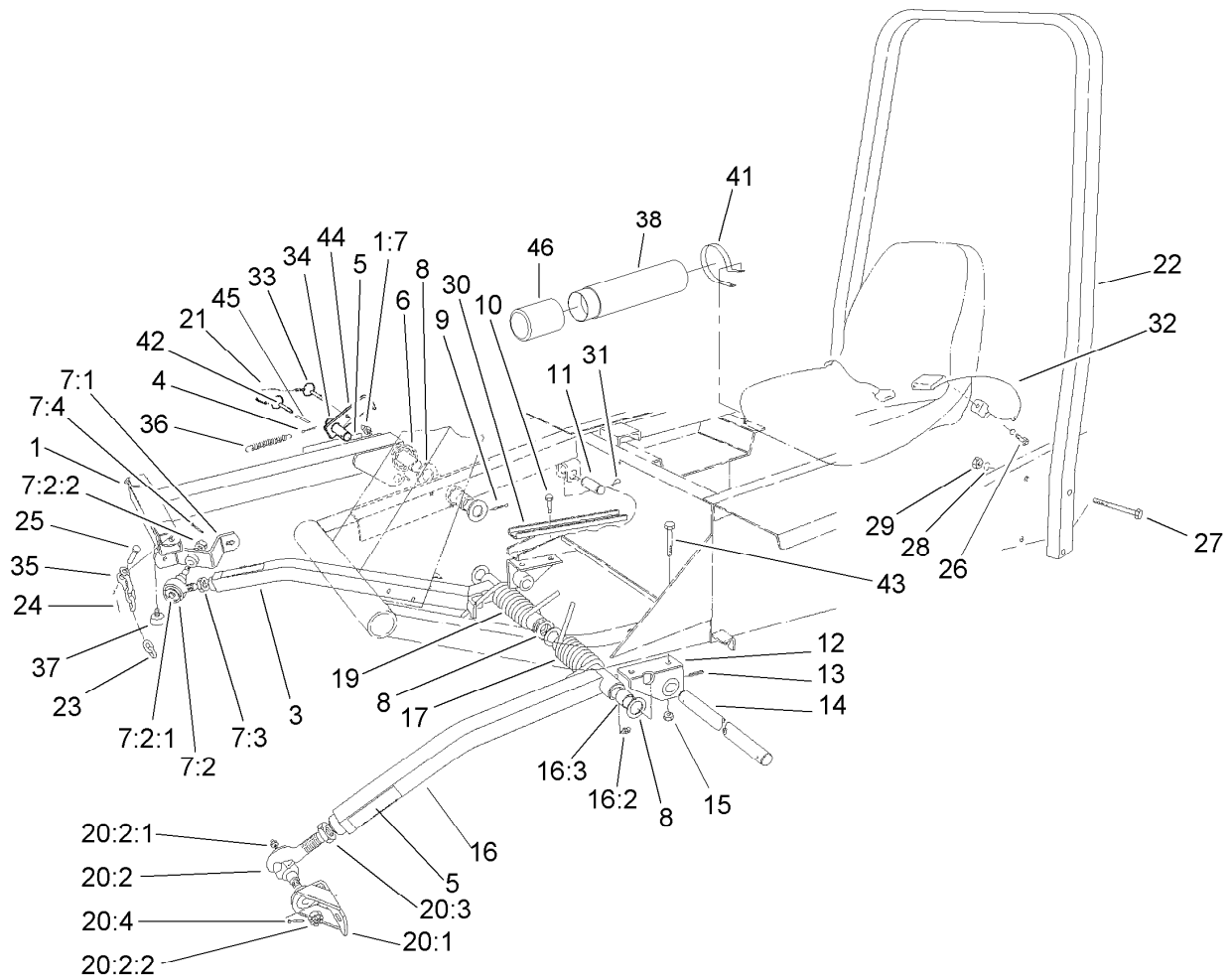


## Push Arm and ROPS Assembly

Ref.	Part Number	Qty.	Description	Ref.	Part Number	Qty.	Description
1	66-6370	1	Lift Arm ASM	16	21-2960	1	Arm-Push, LH
1:7	302-5	1	Fitting-Grease	16:2	302-33	1	Fitting-Grease
1:8	3290-472	1	Insert-Threaded ●	16:3	256-126	2	Bushing
3	66-7150	1	Arm-Push, RH	17	21-2900-01	1	Spring-Torsion, LH
3:2	302-33	1	Fitting-Grease ●	17	105-9550-01	1	Spring-Torsion, LH (Light)
3:3	256-126	2	Bushing ●	19	21-2890-01	1	Spring-Torsion, RH
4	3272-24	1	Pin-Cotter	20		1	LH Ball Joint ASM ■
5	93-6696	3	Decal-Warning	20:1	21-3050-01	1	LH Ball Joint Mount ASM
6	46-8840-01	1	Spring-Lift Arm	20:2	86-8100-01	1	Ball Joint ASM
7		1	RH Ball Joint ASM ■	20:2:1	302-5	1	Fitting-Grease
7:1	21-3020-01	1	Mount-Balljoint, RH	20:2:2	32136-2	1	Nut-SHH
7:2	86-8100-01	1	Ball Joint ASM	20:2:3	105-7835	1	Seal ●
7:2:1	302-5	1	Fitting-Grease	20:3	21-3000	1	Nut-HJ
7:2:2	32136-2	1	Nut-SHH	20:4	3272-11	1	Pin-Cotter
7:2:3	105-7835	1	Seal ●	21	28-8070	1	Lanyard
7:3	21-3000	1	Nut-HJ	22	99-1299-03	1	ROPS-2 Post
7:4	3272-11	1	Pin-Cotter	23	3-1365	3	Chain
8	5-1754	6	Washer-Flat	24	3272-10	6	Pin-Cotter
9	3272-33	1	Pin-Cotter	25	283-10	6	Pin-Clevis
10	324-4	2	Screw-HH	26	3212-4	2	Screw-HH
11	3-7292	1	Pin-Clevis	27	328-12	4	Screw-HH
12	21-2860-01	2	Push Arm Bracket ASM	28	3253-9	4	Washer-Lock
13	32121-84	2	Pin-Spiral	29	3217-12	4	Nut-Hex
14	21-2990	1	Shaft-Pivot	30	93-7040-01	1	Support-Reinforcement
15	32128-42	4	Nut-HF	31	5-3126	3	Pin-Lynch

● Not illustrated

■ Not serviced separately



## Push Arm and ROPS Assembly (continued)

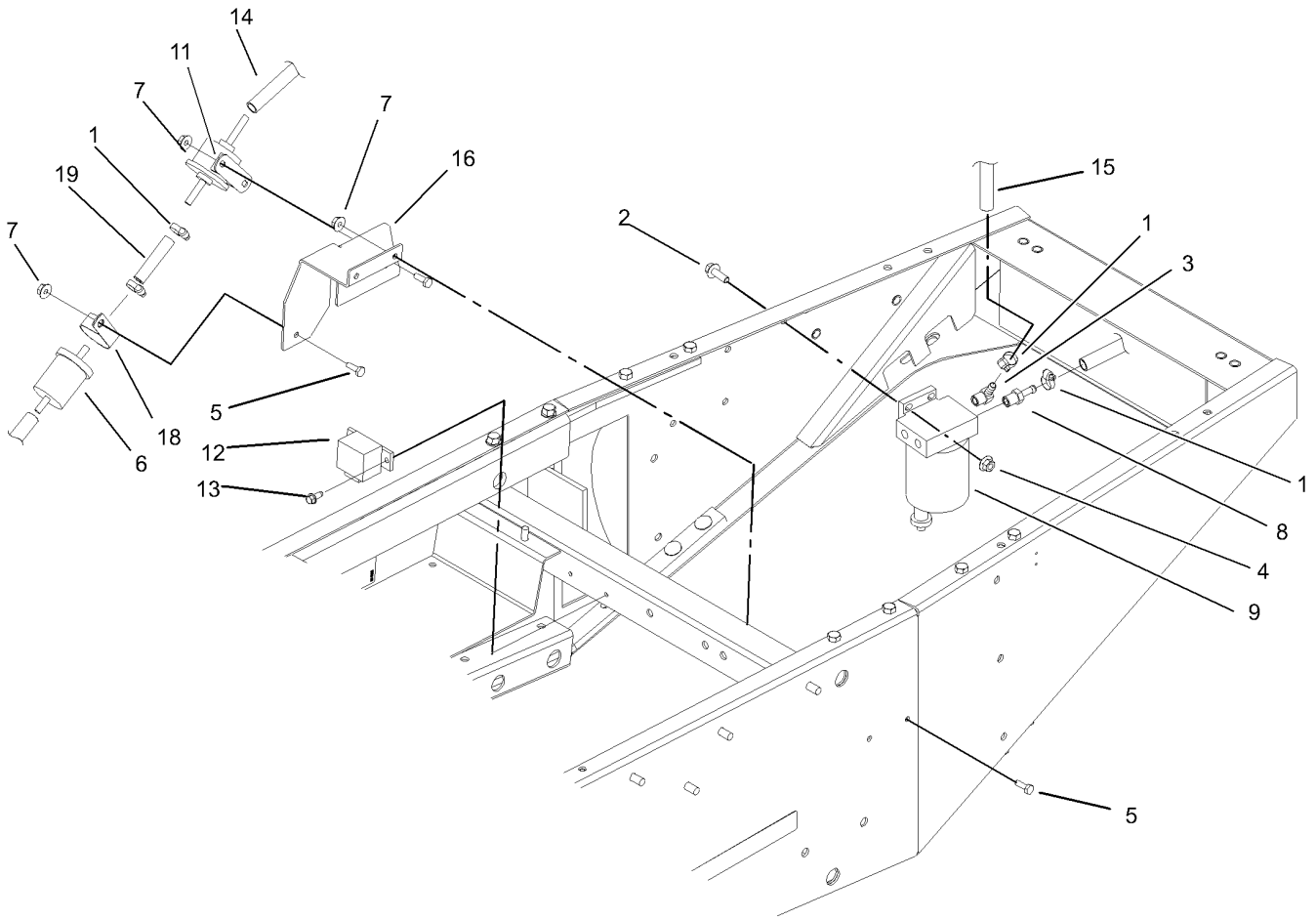
Ref.	Part Number	Qty.	Description
32	72-9390	1	Belt-Seat
33	93-7644	1	Pin-Hitch, Cotterless
34	24-9510	1	Pin
35	5-2942	6	Shackle
36	21-1830	1	Spring-Extension
37	68-3270	1	Bumper-Rubber
38	104-7050	1	Tube-Manual

Ref.	Part Number	Qty.	Description
41	2412-133	2	R-Clamp
42	3272-7	1	Pin-Cotter
43	324-12	2	Screw-HH
44	93-7650-01	1	Lever-Locking
45	32121-2	1	Pin-Roll, Slotted
46	104-7048	1	Cap-Housing

● Not illustrated

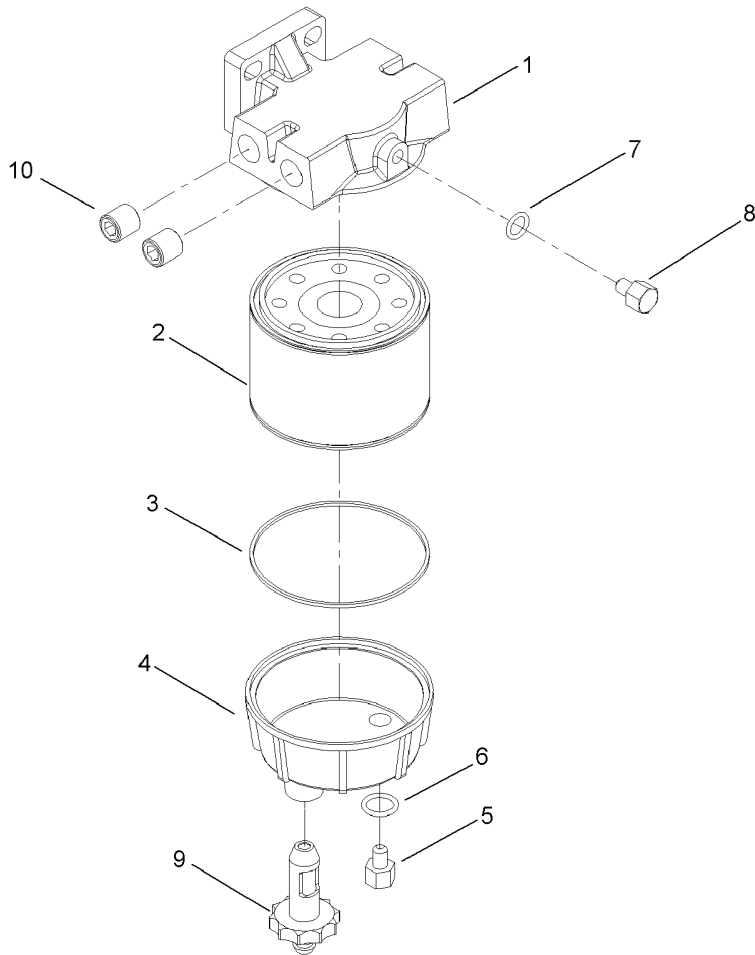
■ Not serviced separately





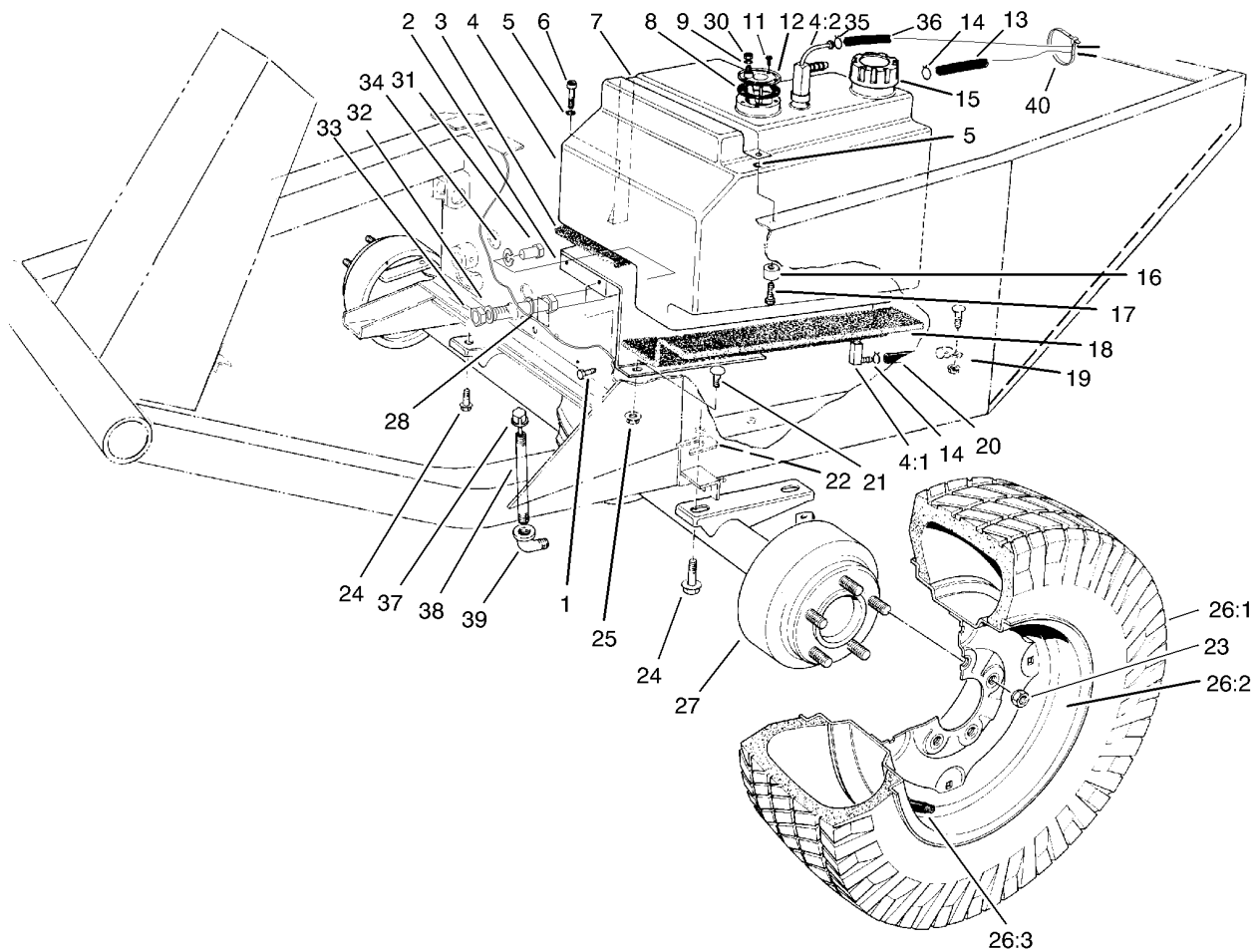
## Water and Fuel Filter Assembly

<i>Ref.</i>	<i>Part Number</i>	<i>Qty.</i>	<i>Description</i>
1	2412-108	7	Clamp-Worm
2	3234-29	2	Screw-HHF
3	353-781	1	Fitting-Elbow
4	32128-20	2	Nut-HF
5	321-4	5	Screw-HH
6	98-7612	1	Filter-Fuel
7	32128-33	5	Nut-HF
8	353-783	1	Fitting-Straight
9	98-9305	1	Water / Fuel Filter ASM
11	104-5215	1	Pump-Fuel, Electric
12	66-8800	1	Relay
13	32144-10	2	Screw-HWH
14	95-4274	1	Hose-Fuel
15	63-9640	1	Hose
16	105-2561-03	1	Bracket-Pump, Fuel
18	2412-147	1	Clamp
19	105-2599	1	Hose-Fuel



## Water and Fuel Filter Assembly No. 98-9305

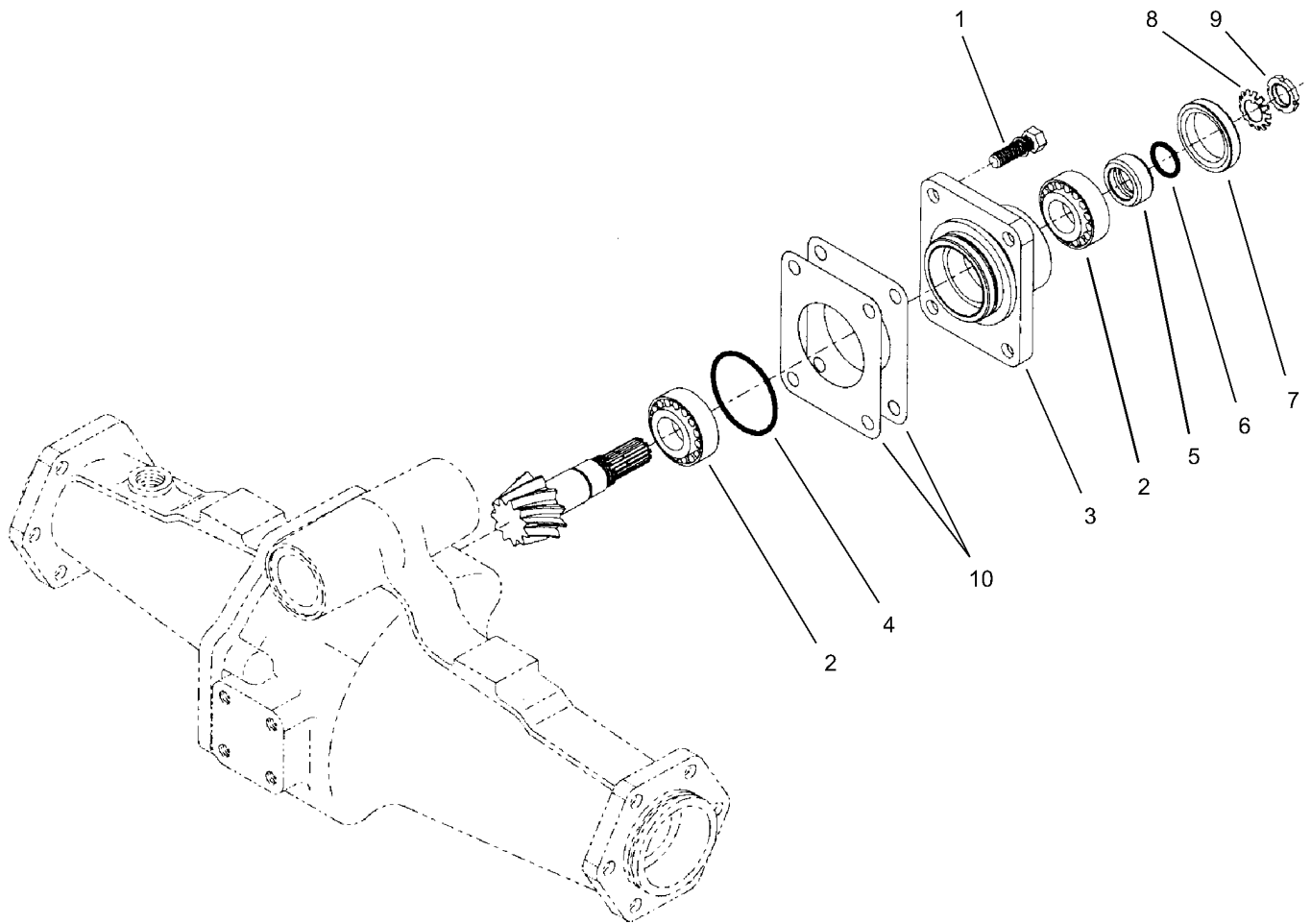
<i>Ref.</i>	<i>Part Number</i>	<i>Qty.</i>	<i>Description</i>
1	98-9772	1	Head-Filter
2	98-9764	1	Element
3	98-9774	1	O-Ring
4	98-9775	1	Base-Filter
5	98-9773	1	Plug-Base, Filter
6	237-42	1	O-Ring
7	237-78	1	O-Ring
8	98-9776	1	Plug-Head, Filter
9	98-9777	1	Drain Valve ASM
10	285-22	2	Plug-Pipe



## Fuel Tank and Front Axle Assembly

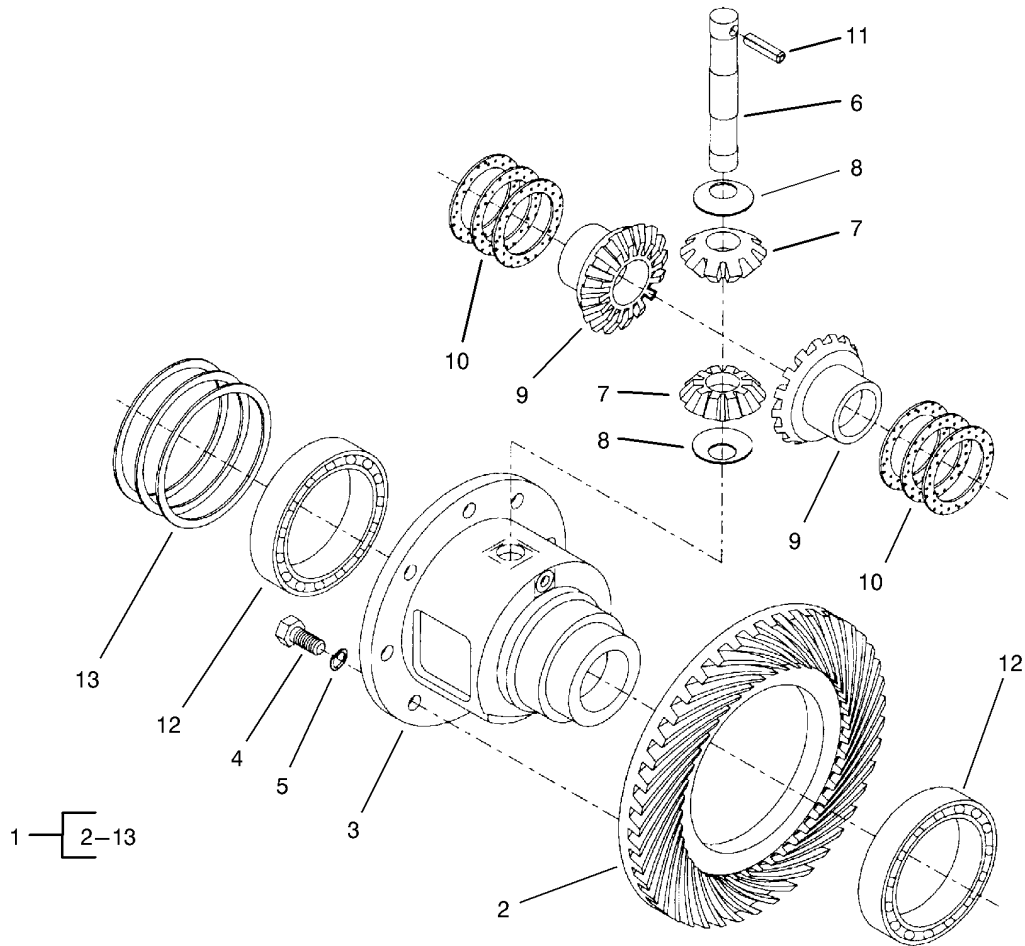
Ref.	Part Number	Qty.	Description	Ref.	Part Number	Qty.	Description
1	3234-11	2	Screw-HHF	21	3230-2	3	Bolt-CARR
2	68-9760	1	Fuel Tank Base ASM	22	42-6080	1	Shim-Axle
3	21-3600	1	Foam-Support, Tank	23	23-7270	10	Nut-Wheel
4	43-4150	1	Fuel Tank ASM	24	32144-67	4	Screw
4:1	43-4190	1	Fitting ASM	25	32128-20	2	Nut-HF
4:2	43-4160	1	Fitting-Return And Vent	26		2	Wheel And Tire ASM ●
5	3253-3	2	Washer-Lock	26:1	95-3348	1	Tire
6	32104-96	1	Screw-HH	26:2	217-117	1	Wheel
7	37-9550	1	Strap-Tank, Fuel	26:3	232-27	1	Stem-Valve
8	62-7650	1	Gasket	27	86-9630-03	1	Axle ASM
9	3253-17	1	Washer-Lock	28	24-9830-01	1	Axle Support ASM
11	32144-53	5	Screw-SHWH, Thread Forming	30	3219-14	1	Nut-Hex
12	105-2563	1	Sender-Fuel	31	323-6	1	Screw-HH
13	104-0076	1	Hose-Fuel	32	3256-6	2	Washer-Flat
14	2412-6	2	Clamp-Hose	33	3217-9	2	Nut-HH
15	55-3572	1	Fuel Cap ASM	34	3253-21	1	Washer-Lock
16	22-7810	1	Spacer	35	2412-79	2	Clamp-Hose
17	321-6	1	Screw-HH	36	43-4230	1	Hose-Return
18	21-3610	1	Foam-Support, Tank	37	23-5180	1	Dipstick ASM
19	2412-4	1	Clamp	38	289-37	1	Nipple-Pipe
20	27-5360	1	Hose-Fuel	39	2811-9	1	Fitting-Elbow, 90 DEG
				40	3290-379	1	Tie-Cable

● Not serviced separately



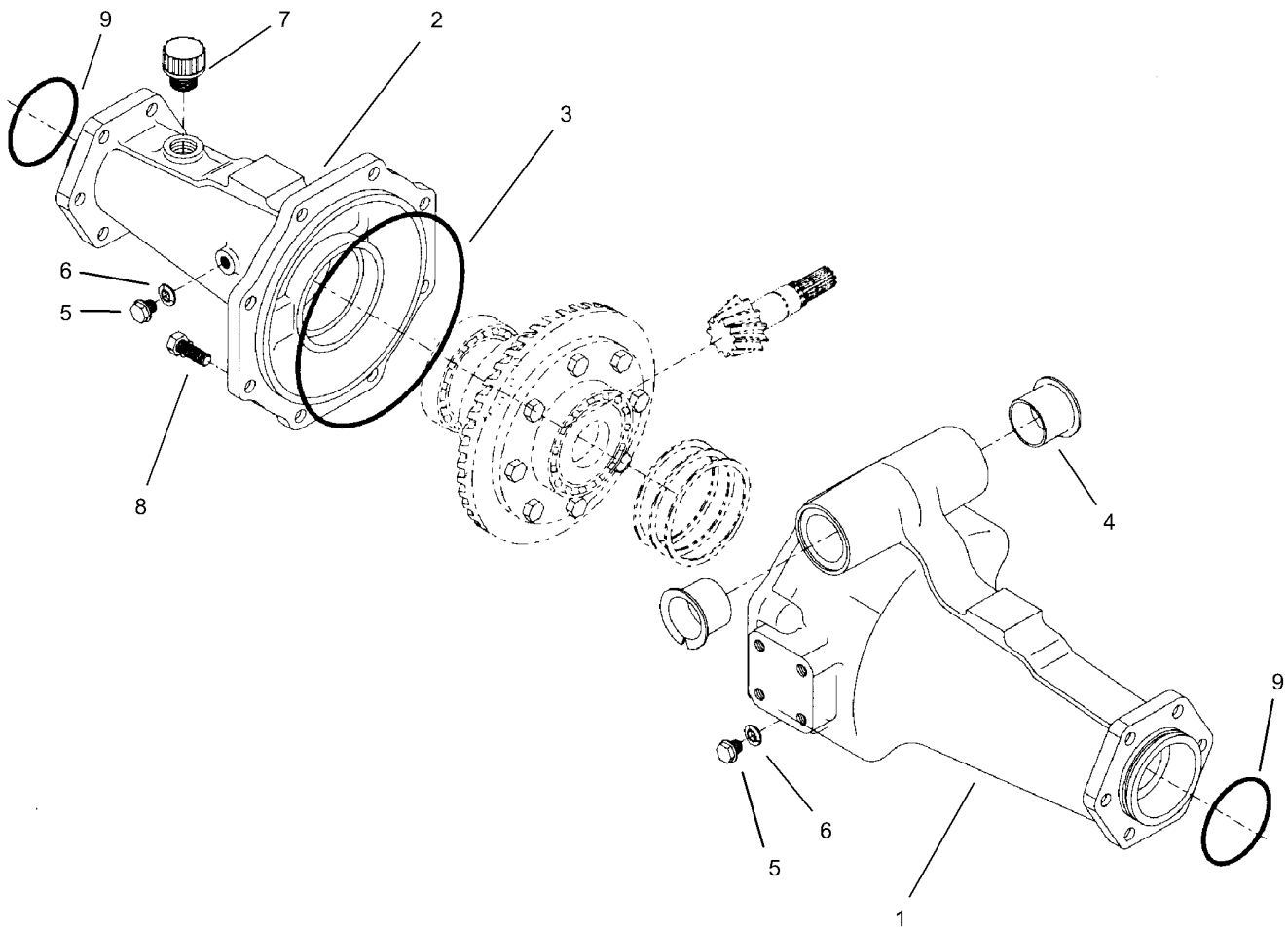
## Rear Axle Assembly No. 98-3925 Bevel Pinion Shaft Assembly

<i>Ref.</i>	<i>Part Number</i>	<i>Qty.</i>	<i>Description</i>
1	99-7575	4	Bolt
2	99-7570	2	Bearing-Roller, Taper
3	95-7535	1	Case-Bearing
4	99-7571	1	O-Ring
5	99-7572	1	Collar-Seal, Oil
6	99-7573	1	O-Ring
7	99-7574	1	Seal-Oil
8	99-7559	1	Washer-Lock
9	99-7560	1	Nut-Lock
10	99-7550	2	Shim 0.1
10	99-7551	2	Shim 0.2



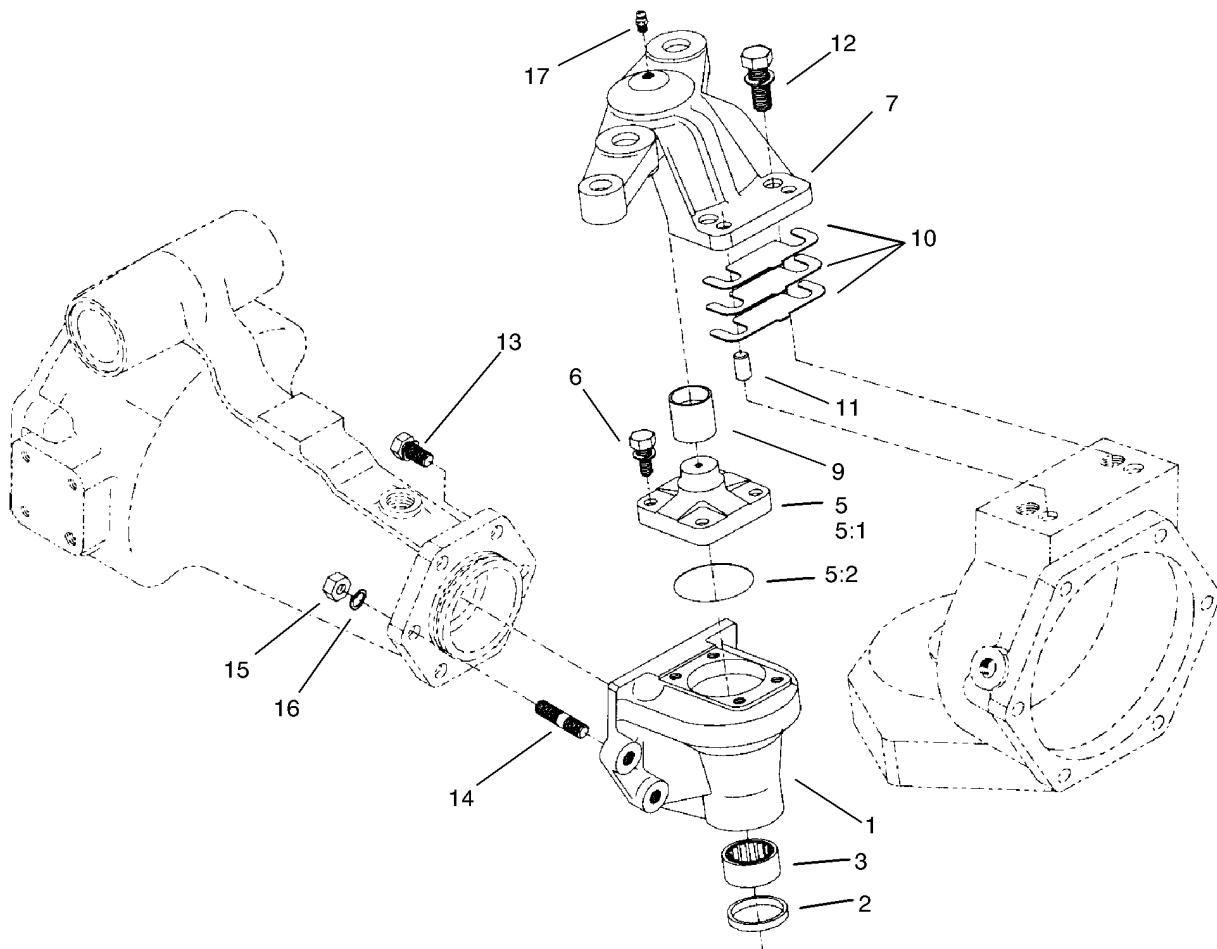
## Differential Assembly Rear Axle Assembly No. 100-3784

Ref.	Part Number	Qty.	Description
1	95-7503	1	Differential ASM
2	100-2555	1	Ring And Pinion Matched Set
3	95-7502	1	Case-Differential
4	99-7576	8	Bolt
5	99-7577	8	Washer-Spring
6	99-7578	1	Shaft-Differential
7	99-7579	2	Pinion-Differential
8	99-7580	2	Washer-Differential
9	99-7581	2	Gear-Differential
10	99-7582	2	Washer-Differential
10	99-7583	2	Washer-Differential
10	99-7584	2	Washer-Differential
11	99-7588	1	Pin-Spring
12	99-7562	2	Bearing-Ball
13	99-7585	2	Shim 0.1
13	99-7586	2	Shim 0.2
13	99-7587	2	Shim 0.4



## Rear Axle Assembly No. 98-3925 (Continued) Axle Support Assembly

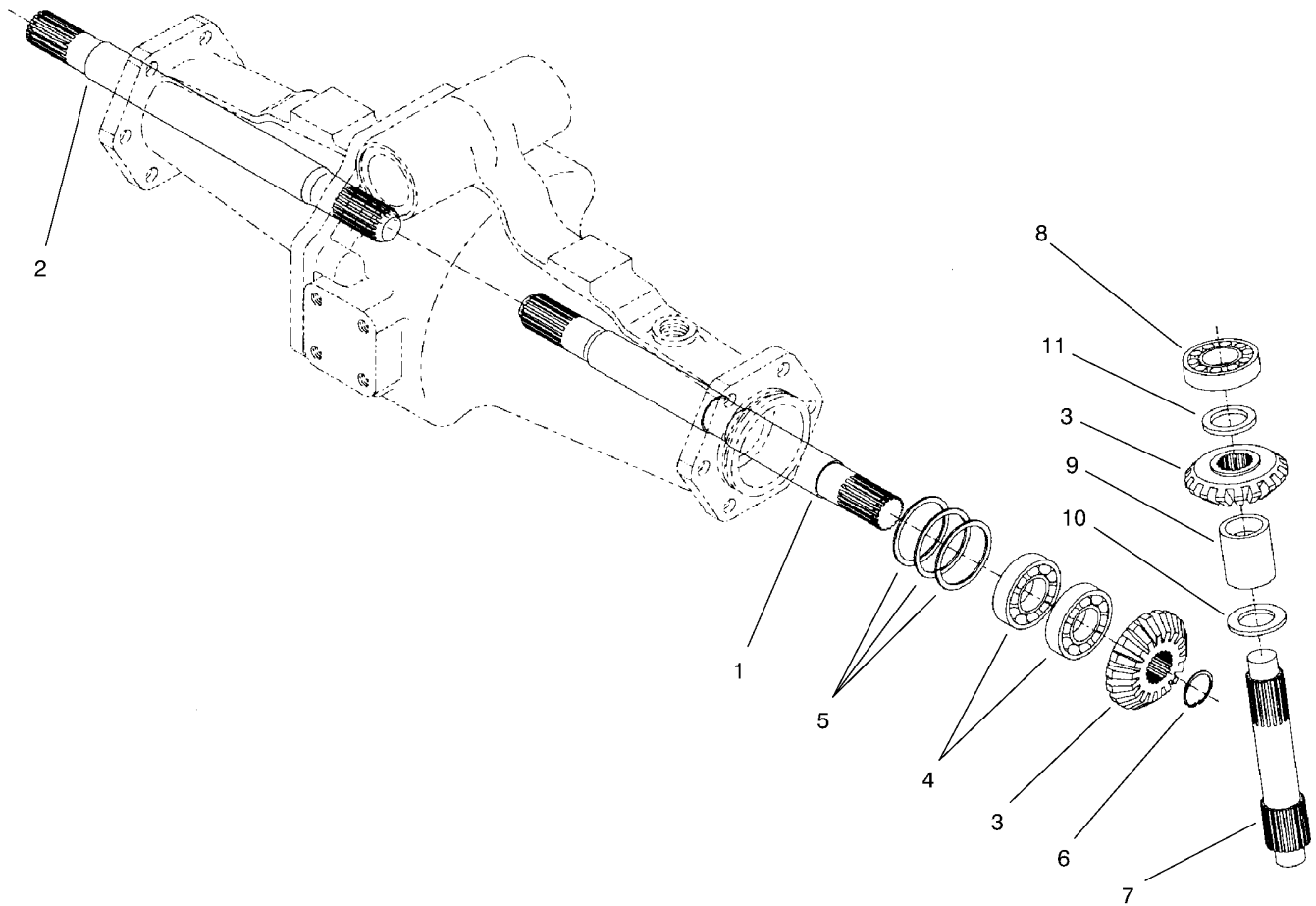
<i>Ref.</i>	<i>Part Number</i>	<i>Qty.</i>	<i>Description</i>
1	95-7508	1	Support-Axle
2	95-7506	1	Support-Axle
3	95-7507	1	O-Ring
4	95-7537	2	Bushing-Flanged
5	99-7589	2	Plug
6	99-7590	2	Washer-Seal
7	99-7591	1	Oil Plug ASM
8	99-7592	8	Bolt
9	99-7593	2	O-Ring



## Rear Axle Assembly No. 95-7501 (Continued) Bevel Gear Case Assembly

Ref.	Part Number	Qty.	Description
1	95-7539	2	Case-Gear, Bevel
2	99-7594	2	Seal-Oil
3	99-7595	2	Bearing-Needle
5	104-2376	2	Knuckle ASM
5:1	104-2373	2	Knuckle
5:2	104-2372	2	O-Ring
6	104-2374	8	Bolt
7	95-7514	1	Support-Axle Case, LH
8	95-7516	1	Support-Axle Case, RH ●
9	99-7529	2	Bushing
10	95-7547	2	Shim 0.1
10	95-7548	2	Shim 0.2 ●
10	95-7549	2	Shim 0.3 ●
11	99-7597	4	Pin-Dowel
12	99-7598	4	Bolt
13	99-7599	8	Bolt
14	99-7525	4	Stud
15	99-7526	4	Nut
16	99-7527	4	Washer-Spring
17	99-7528	2	Nipple-Grease

● Not illustrated

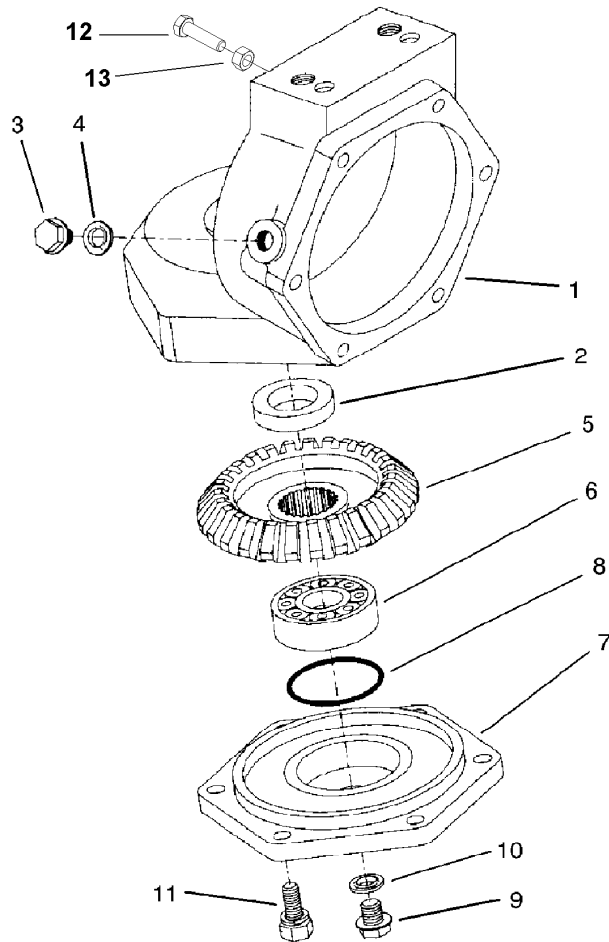


## Rear Axle Assembly No. 95-7501 (Continued) Bevel Gear Shaft Assembly

Ref.	Part Number	Qty.	Description
1	95-7509	1	Shaft-Gear, Differential
2	95-7512	1	Shaft-Gear, Differential
3	95-7518	4	Gear-Bevel, 18 Tooth
4	99-7530	4	Bearing-Ball
5	99-7552	2	Shim 0.1
5	99-7553	2	Shim 0.2 ●
5	99-7554	2	Shim 0.5 ●
6	99-7531	2	Clip
7	95-7530	2	Shaft-Gear, Bevel
8	99-7532	2	Bearing-Roller, Taper
9	95-7543	2	Spacer
10	99-7533	2	Collar-Thrust
11	99-7558	2	Collar

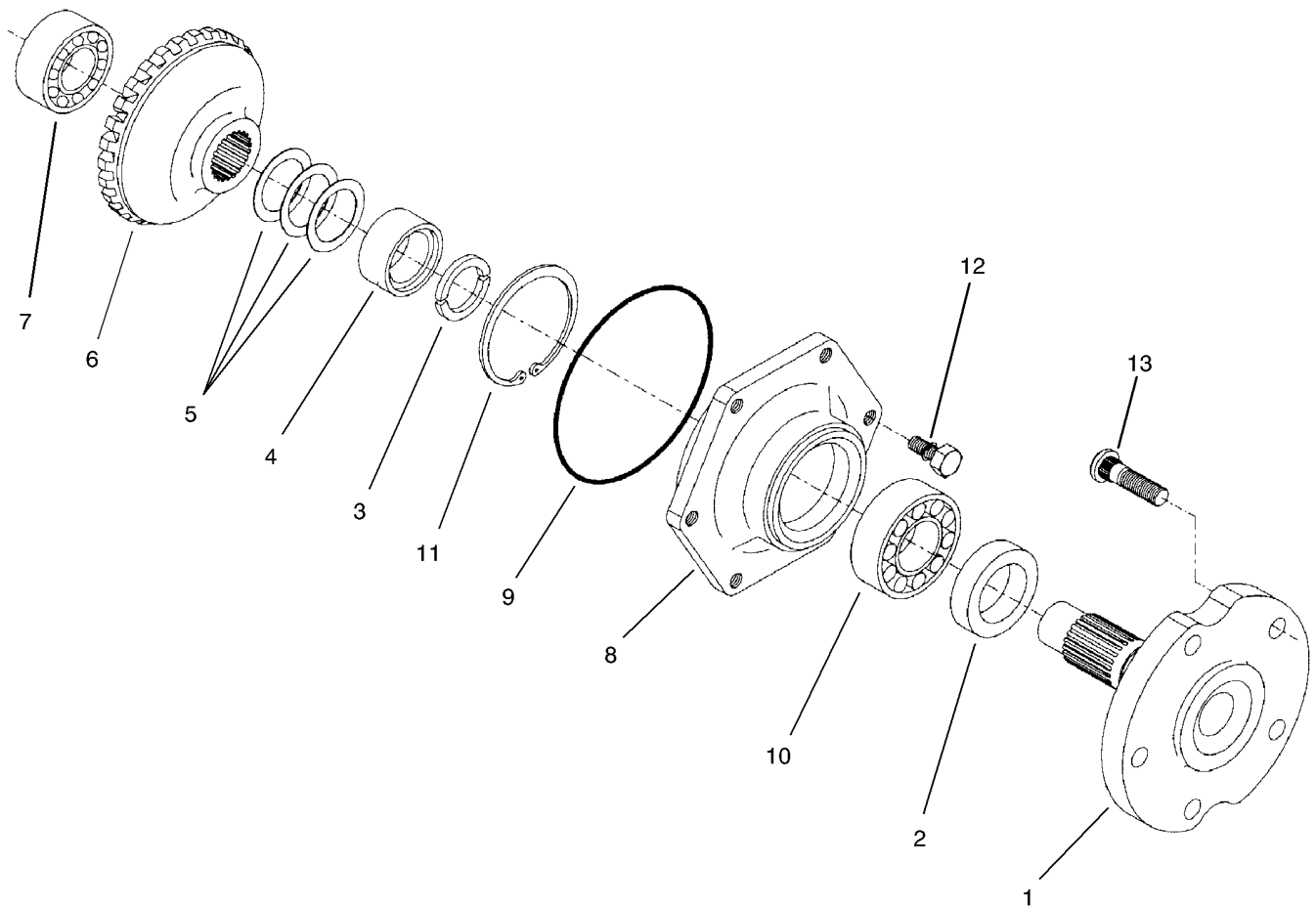
● Not illustrated





## Rear Axle Assembly No. 95-7501 (Continued) Axle Case Assembly

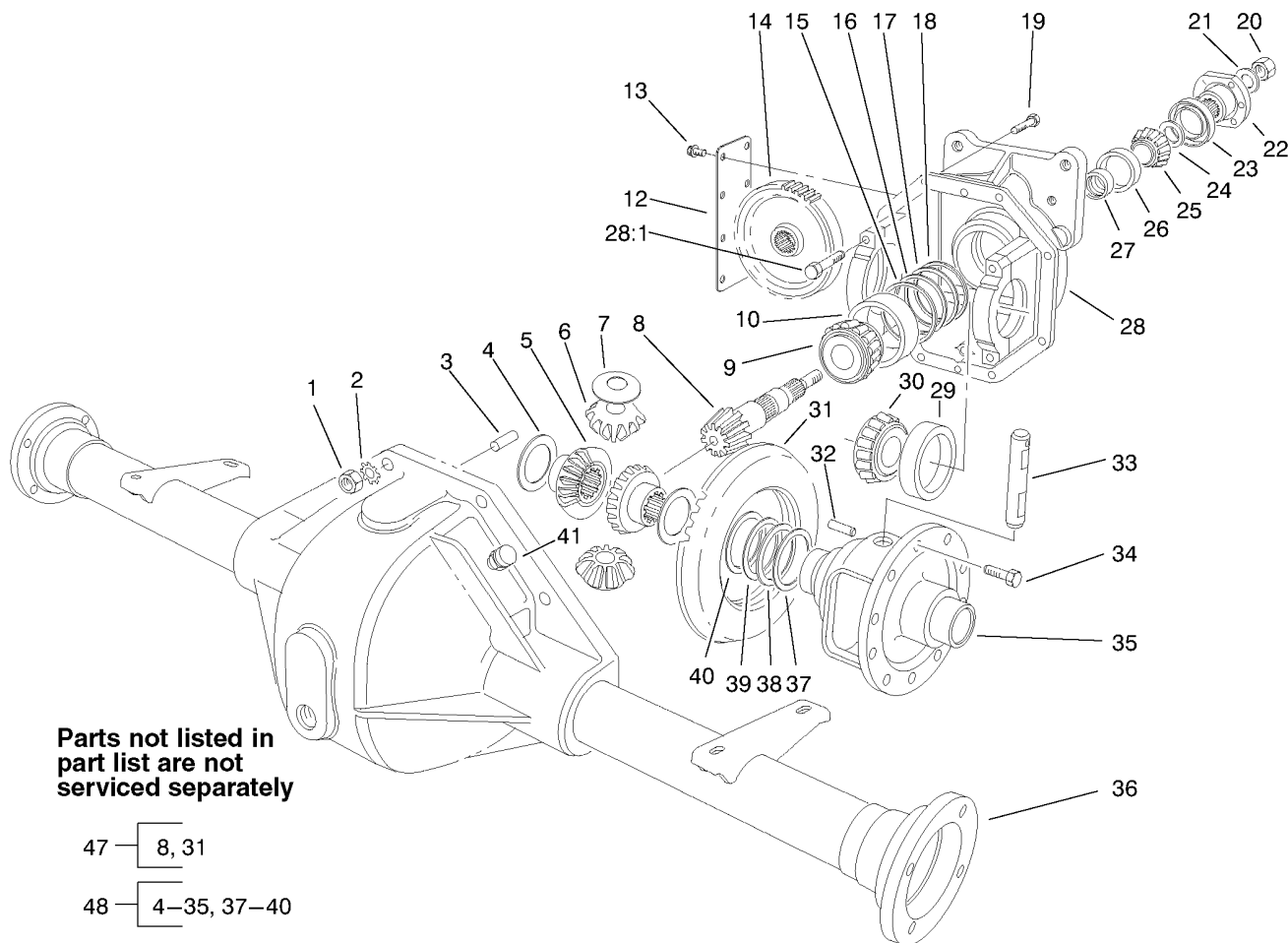
<i>Ref.</i>	<i>Part Number</i>	<i>Qty.</i>	<i>Description</i>
1	95-7532	2	Case-Axle
2	99-7594	2	Seal-Oil
3	99-7535	2	Plug
4	99-7536	2	Washer-Seal
5	95-7528	2	Gear-Bevel, 27 Tooth
6	99-7532	2	Bearing-Roller, Taper
7	95-7526	2	Cover-Axle
8	99-7537	2	O-Ring
9	99-7589	2	Plug
10	99-7590	2	Washer-Seal
11	99-7596	12	Bolt
12	106-1102	2	Bolt-Stop
13	106-1103	2	Nut



## Rear Axle Assembly No. 95-7501 (Continued) Axle Assembly

<i>Ref.</i>	<i>Part Number</i>	<i>Qty.</i>	<i>Description</i>
1	95-7522	2	Axle
2	99-7564	2	Seal-Oil
3	95-7544	4	Clip
4	95-7523	2	Spacer
5	99-7555	2	Shim 0.3
5	99-7556	2	Shim 0.2 ●
5	99-7557	2	Shim 0.5 ●
6	95-7525	2	Gear-Bevel, 27 Tooth
7	99-7534	2	Bearing-Ball
8	95-7521	2	Cover-Axle
9	99-7538	2	O-Ring
10	99-7561	2	Bearing-Ball
11	99-7539	2	Clip
12	99-7596	12	Bolt
13	99-7563	10	Stud

● Not illustrated



Parts not listed in part list are not serviced separately

47 — 8, 31

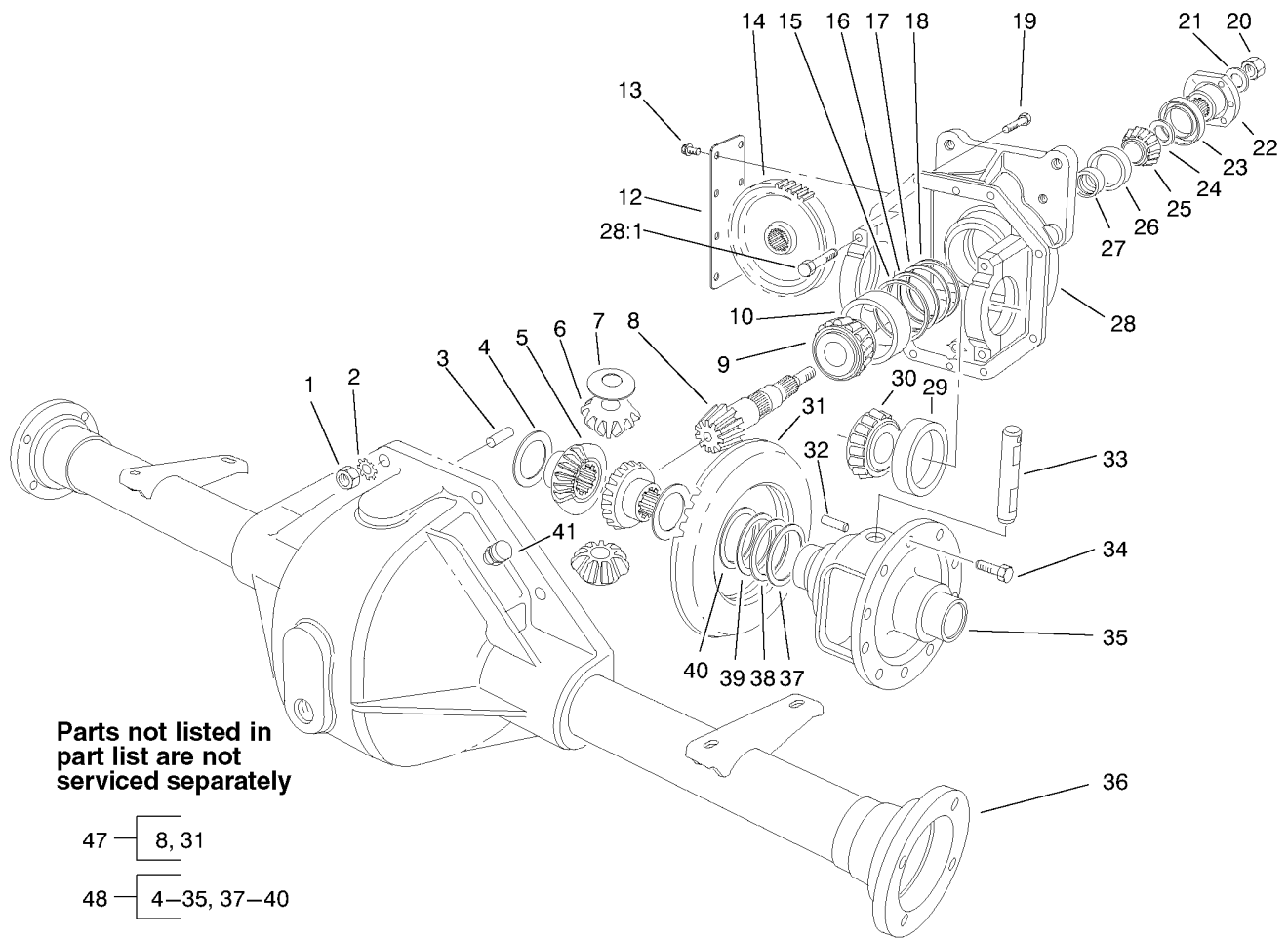
48 — 4-35, 37-40

## Front Axle Assembly No. 86-9630-03

Ref.	Part Number	Qty.	Description	Ref.	Part Number	Qty.	Description
1	3219-2	8	Nut-Hex	72-3572	0	Shim-Bearing, Front (.098)	●●
2	3255-8	8	Washer-Lock	72-3573	0	Shim-Bearing, Front (.100)	●●
3	21-8270	2	Pin-Dowel	72-3574	0	Shim-Bearing, Front (.102)	●
4	21-7720	2	Washer-Thrust	72-3575	0	Shim-Bearing, Front (.104)	●
5	24-8790	2	Gear-Differential	72-3576	0	Shim-Bearing, Front (.106)	●
6	21-7690	2	Pinion-Differential	72-3577	0	Shim-Bearing, Front (.108)	●
7	21-7730	2	Washer-Thrust, Pinion	72-3578	0	Shim-Bearing, Front (.110)	●
8		1	Pinion-Drive ■	72-3578	0	Shim-Bearing, Front (.110)	●
9	43-6760	1	Bearing-Roller, Cone Taper	72-3580	0	Shim-Bearing, Front (.112)	●
10	43-6750	1	Bearing-Taper, Cup	72-3581	0	Shim-Bearing, Front (.114)	●
12	21-7830	1	Cover-Gear	72-3582	0	Shim-Bearing, Front (.116)	●
13	12-5450	8	Screw	72-3583	0	Shim-Bearing, Front (.118)	●
14	86-7230	1	Gear-Input, Transmission	72-3584	0	Shim-Bearing, Front (.120)	●
15	43-6710	0	Shim-Pinion (.003)	72-3585	0	Shim-Bearing, Front (.125)	●
16	43-6711	0	Shim-Pinion (.005)	72-3586	0	Shim-Bearing, Front (.127)	●
17	43-6712	0	Shim-Pinion (.010)	72-3587	0	Shim-Bearing, Front (.129)	●
18	43-6713	0	Shim-Pinion (.030)	72-3588	0	Shim-Bearing, Front (.131)	●
19	3210-7	8	Screw-HH	72-3590	0	Shim-Bearing, Front (.133)	●
20	71-4350	1	Nut	72-3591	0	Shim-Bearing, Front (.135)	●
21	71-4340	1	Washer	72-3592	0	Shim-Bearing, Front (.137)	●
22	68-7010	1	Flange	72-3593	0	Shim-Bearing, Front (.139)	●
23	71-4330	1	Seal	72-3594	0	Shim-Bearing, Front (.141)	●
24	72-3570	0	Shim-Bearing, Front (.094)	72-3595	0	Shim-Bearing, Front (.143)	●
	72-3571	0	Shim-Bearing, Front (.096)	72-3596	0	Shim-Bearing, Front (.145)	●

● Not illustrated

■ Not serviced separately



Parts not listed in part list are not serviced separately

47 — 8, 31

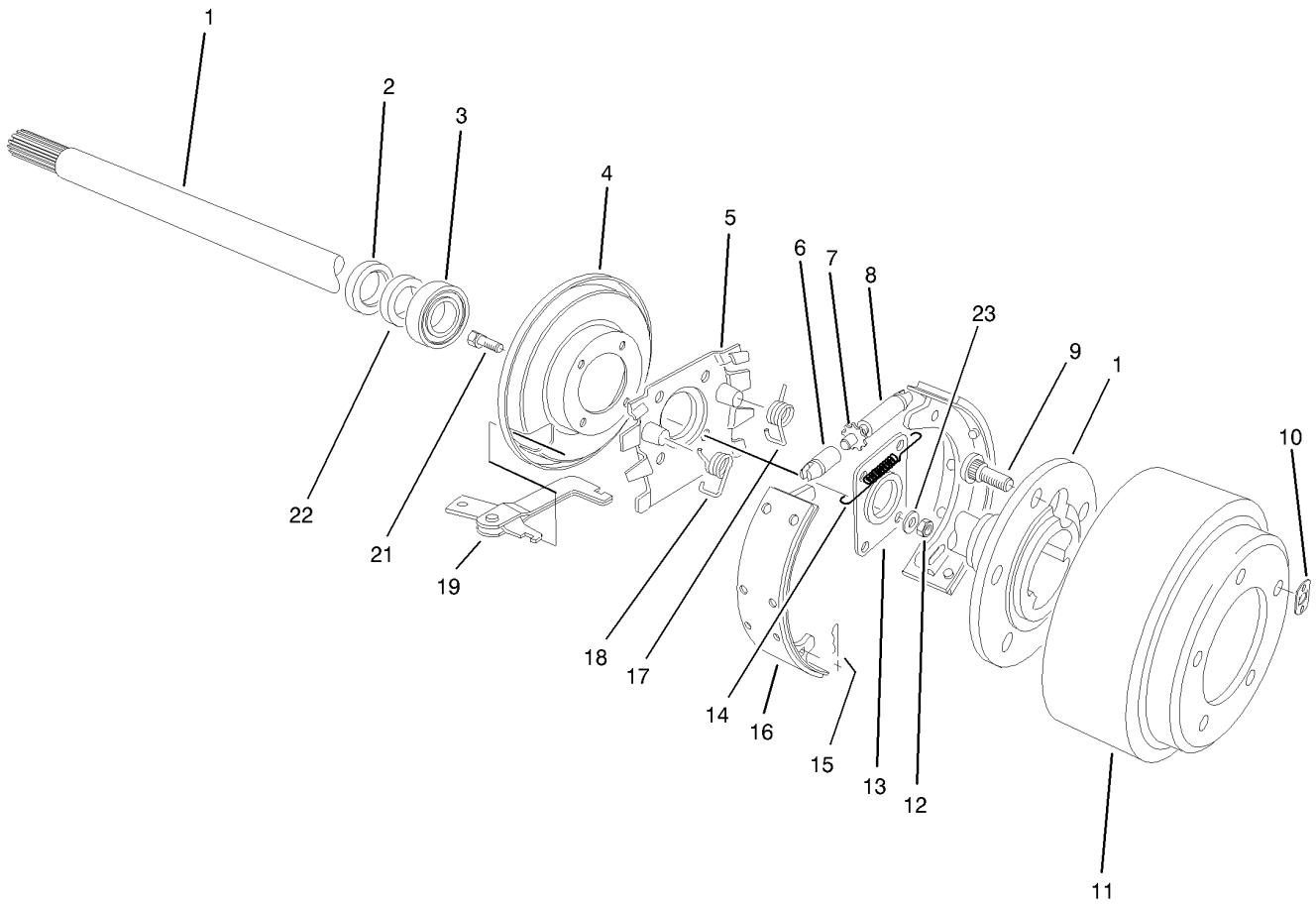
48 — 4-35, 37-40

## Front Axle Assembly No. 86-9630-03 (continued)

Ref.	Part Number	Qty.	Description	Ref.	Part Number	Qty.	Description
	72-3597	0	Shim-Bearing, Front (.147) ●	35	21-7670	1	Case-Differential
	72-3598	0	Shim-Bearing, Front (.149) ●	36	43-6840	1	Housing-Lower
	72-3600	0	Shim-Bearing, Front (.151) ●	37	21-8120	0	Shim-Bearing, Differential (.030)
25	254-91	1	Cone-Bearing	38	21-8110	0	Shim-Bearing, Differential (.010)
26	254-90	1	Bearing-Cup	39	21-8100	0	Shim-Bearing, Differential (.005)
27	21-8020	1	Spacer-Bearing	40	21-8090	0	Shim-Bearing, Differential (.003)
28	86-9610	1	Upper Housing Sub ASM	41	72-9420	1	Vent
28:1	92-1773	4	Screw-HHF		92-1676	1	Gear And Pinion ASM ●
29	254-66	2	Cup-Bearing, Roller		92-4902	1	Differential Carrier ASM ●
30	254-65	2	Bearing-Roller, Cone				
31		1	Gear-Ring ■				
32	32121-15	1	Pin-Roll				
33	21-7700	1	Shaft-Mate, Pinion				
34	21-7770	5	Screw-Gear, Drive				

● Not illustrated

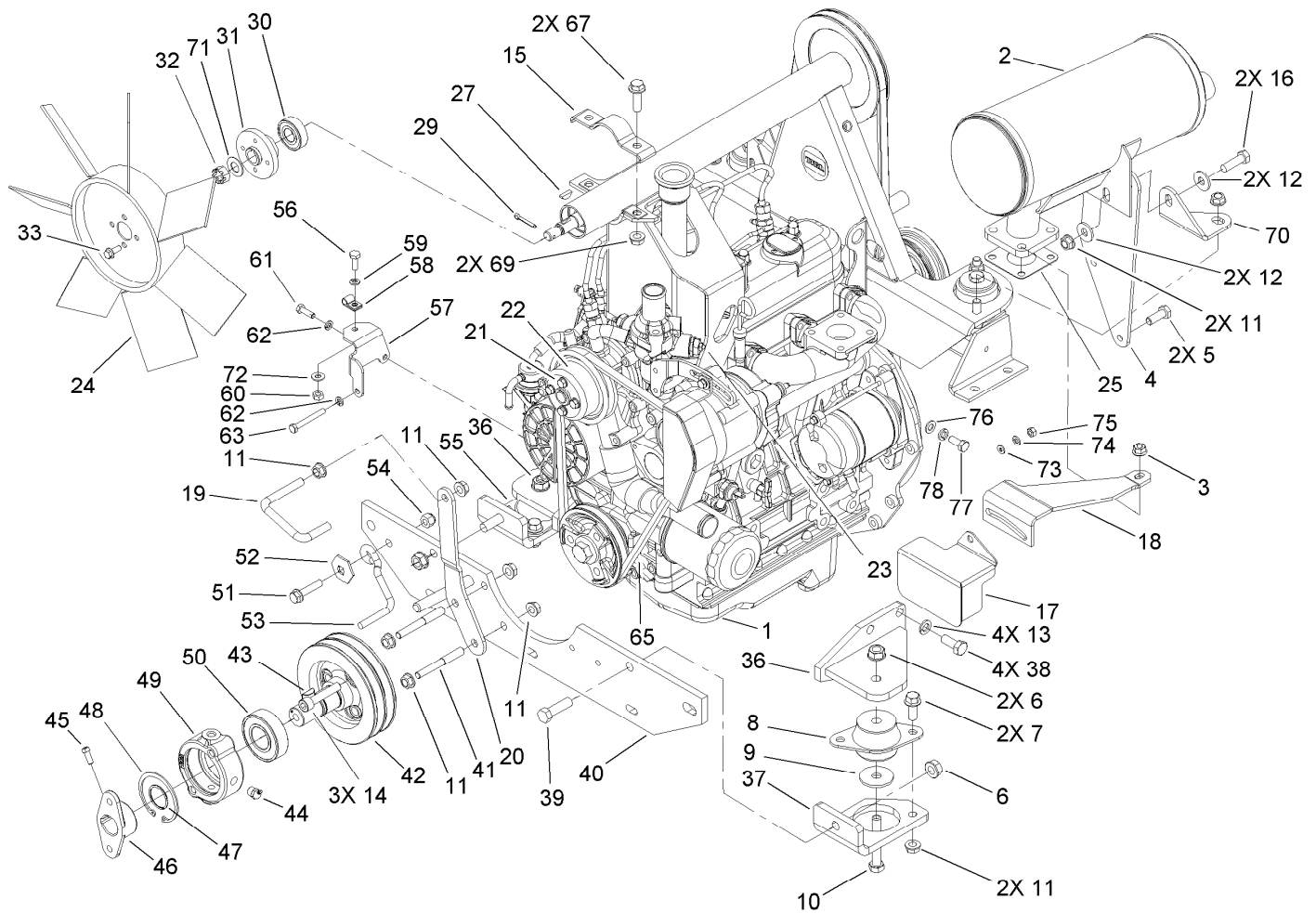
■ Not serviced separately



## Brake Assembly

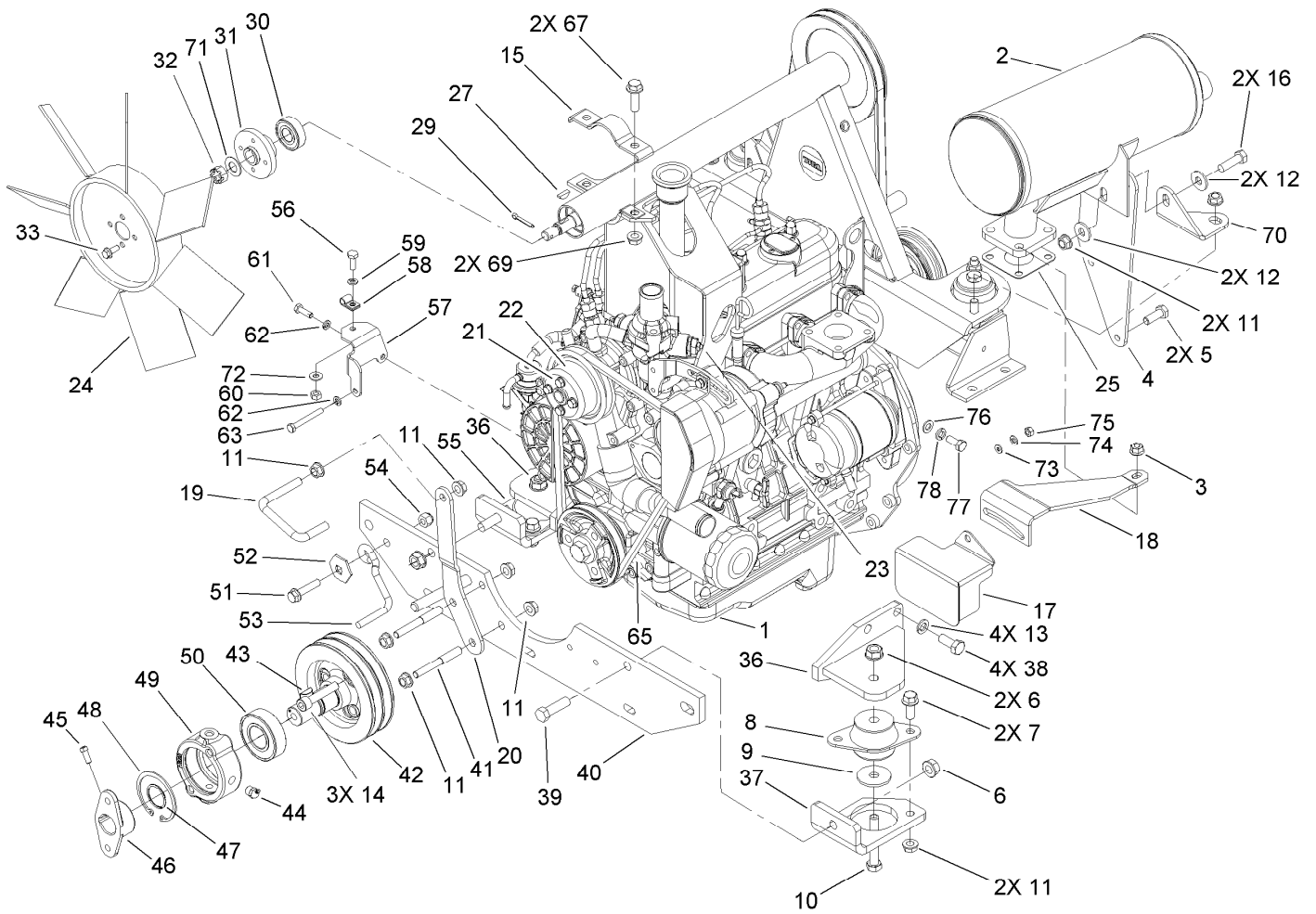
<i>Ref.</i>	<i>Part Number</i>	<i>Qty.</i>	<i>Description</i>
1	28-0650	2	Shaft-Axle, Flanged ●
2	92-1774	2	Seal-Oil
3	21-8180	2	Bearing ASM
4	21-9450	2	Shield-Dust
5	43-6810	2	Spider-Torque
6	21-9390	2	Socket-Screw, Adjusting
7	21-9370	2	Screw-Adjusting
8	21-9380	2	Nut-Pivot
9	242-34	10	Stud-Drive
10	21-8360	2	Clip-Retaining
11	28-0680	2	Drum-Brake
12	94-6935	8	Locknut
13	28-0670	2	Seal-Grease
14	21-9440	2	Spring-Screw, Adjusting
15	21-9460	4	Retainer-Lever, Brake
16	84-8600	1	Set-Shoes, Lined
17	21-9430	2	Spring-Return, RH
18	21-9420	2	Spring-Return, LH
19	24-9180	2	Strut And Lever ASM
20	94-6934	8	Screw-HH
21	94-6934	8	Screw-HH
22	24-8840	2	Ring-Retaining, Wheel Bearing
23	94-6936	8	Washer-Hardened
24	92-8775	1	Liquid Gasket Kit ●

● Not illustrated



## Engine and Mounting Components Assembly

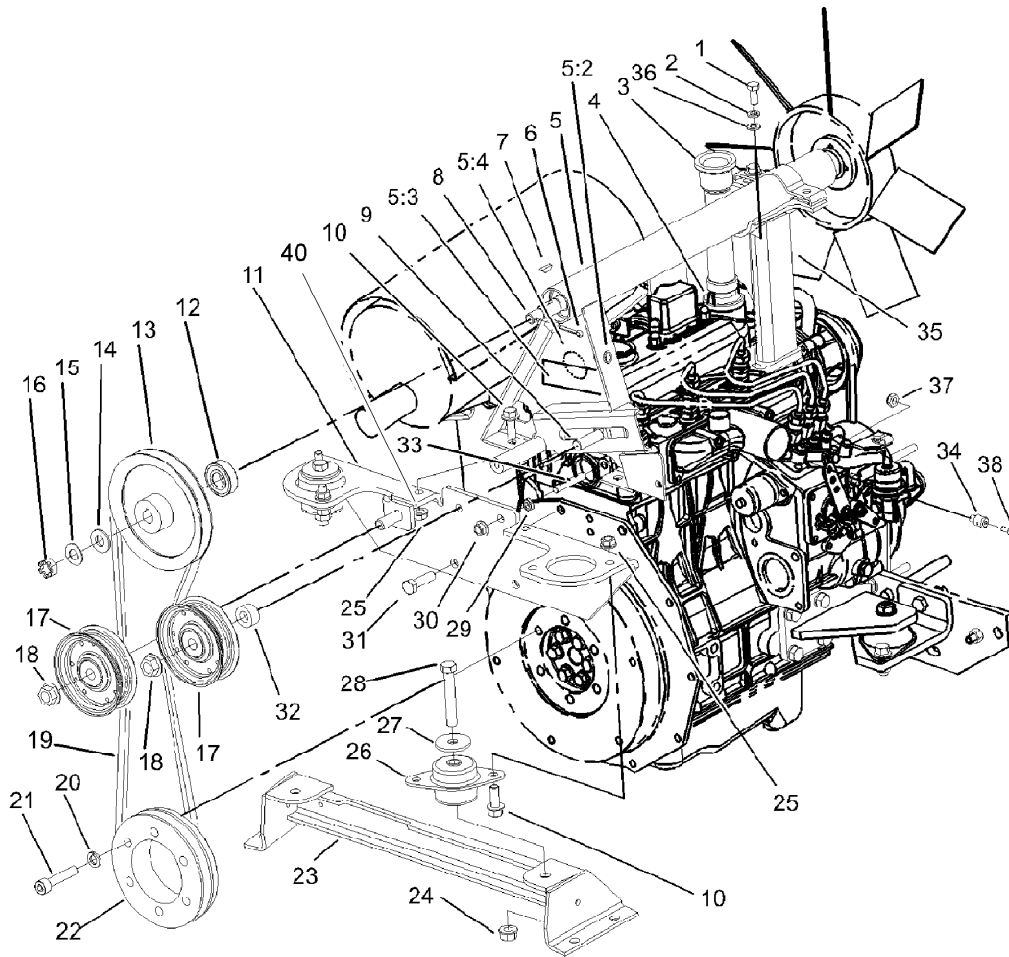
Ref.	Part Number	Qty.	Description	Ref.	Part Number	Qty.	Description
1	106-7777	1	Engine ASM	31	104-3408-03	1	Hub-Fan
2	106-8069	1	Muffler-Exhaust	32	32136-3	1	Nut-SHH
3	33004-00	4	Nut-HF	33	3234-33	4	Screw-HHF
4	105-2523-03	1	Bracket-Muffler	36	104-3463-03	2	Front Mount ASM
5	33114-016	2	Screw-HH	37	104-3464-03	1	Mount-Frame, Front (LH)
6	32128-37	4	Nut-HF	38	43-0090	8	Screw-HH
7	3234-11	4	Screw-HHF	39	324-6	2	Screw-HH
8	53-9680	2	Mount-Engine	40	75-9900-01	1	Support-Engine, Front
9	53-9480	2	Washer-Snubber	41	105-0057	2	Stud-Retainer, Belt
10	324-11	2	Screw-HH	42	104-3406-03	1	Pulley-Fan
11	3290-357	12	Nut-HHF, Whiz	43	3257-33	1	Key-Woodruff
12	80-6990	4	Washer-Hardened	44	302-10	1	Fitting-Grease
13	42-9600	8	Washer-Lock, Spring	45	3241-5	2	Screw-Set
14	3274-106	3	Screw-HSH	46	27-1960	1	Hub-Engine
15	105-2519-03	1	Clamp-Craddle	47	32120-69	1	Ring-Snap
16	323-44	2	Screw-HH	48	32120-22	1	Ring-Snap, Internal
17	105-2557-03	1	Guard-Alternator	49	43-3720	1	Collar-Bearing
18	105-2556-03	1	Brace-Alternator, Upper	50	251-252	1	Bearing
19	105-4276	1	Guide-Belt, PTO	51	3234-18	1	Screw-HHF
20	105-0052-03	1	Bracket-Guide, Belt	52	3290-224	1	Lockwasher-Pyramid
21	81-1280	4	Screw-HHF	53	63-1400	1	Rod-Belt
22	98-9584	1	Pulley-Fan	54	3296-39	1	Nut-Lock, NI
23	98-9346	1	Sender-Temperature	55	104-3465-03	1	Mount-Frame, Front (RH)
24	104-4246	1	Fan-Engine	56	321-4	1	Screw-HH
25	98-9611	1	Gasket	57	104-3421-03	1	Bracket-Throttle
27	3257-30	1	Key-Woodruff	58	2412-31	1	Clamp-Boden
29	3272-16	1	Pin-Cotter	59	3253-3	1	Washer-Lock
30	38-7820	1	Bearing-Ball	60	3217-5	1	Nut-Hex



## Engine and Mounting Components Assembly (continued)

Ref.	Part Number	Qty.	Description
61	33113-050	1	Screw-HH
62	48-8020	2	Washer-Spring
63	48-7630	1	Screw
65	98-9676	1	V-Belt
67	3234-24	2	Screw-HHF
69	3296-39	2	Nut-Lock, NI
70	105-2598-03	1	Bracket-Muffler
71	3-6803	1	Washer-Adjusting

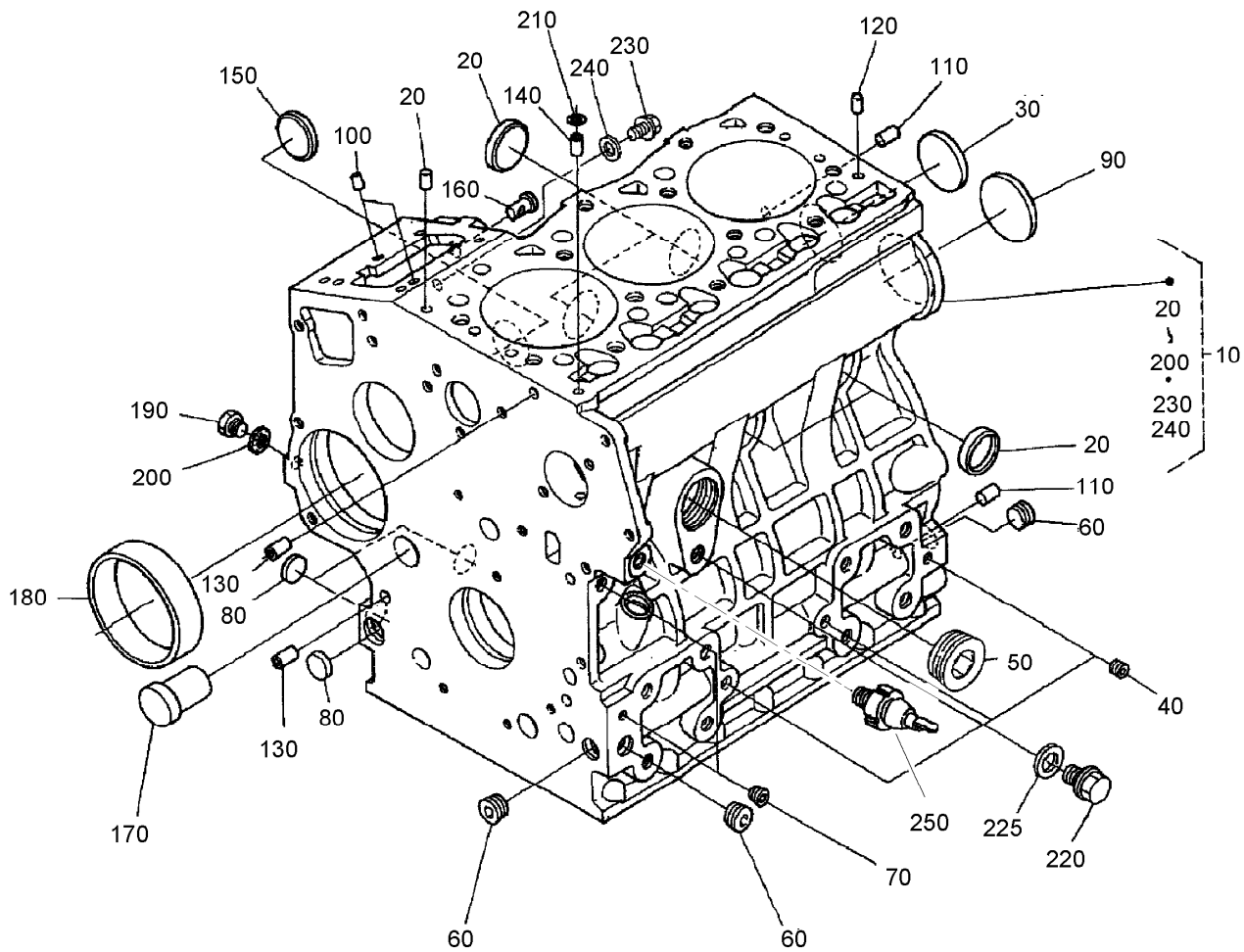
Ref.	Part Number	Qty.	Description
72	3256-22	1	Washer-Flat
73	3256-78	1	Washer-Flat
74	43-5930	1	Washer-Lock, Spring
75	48-7890	1	Nut-Hex
76	33094-00	1	Washer-Plain
77	92-1374	1	Screw-HH
78	3253-4	1	Washer-Lock



## Engine Pulley System Assembly

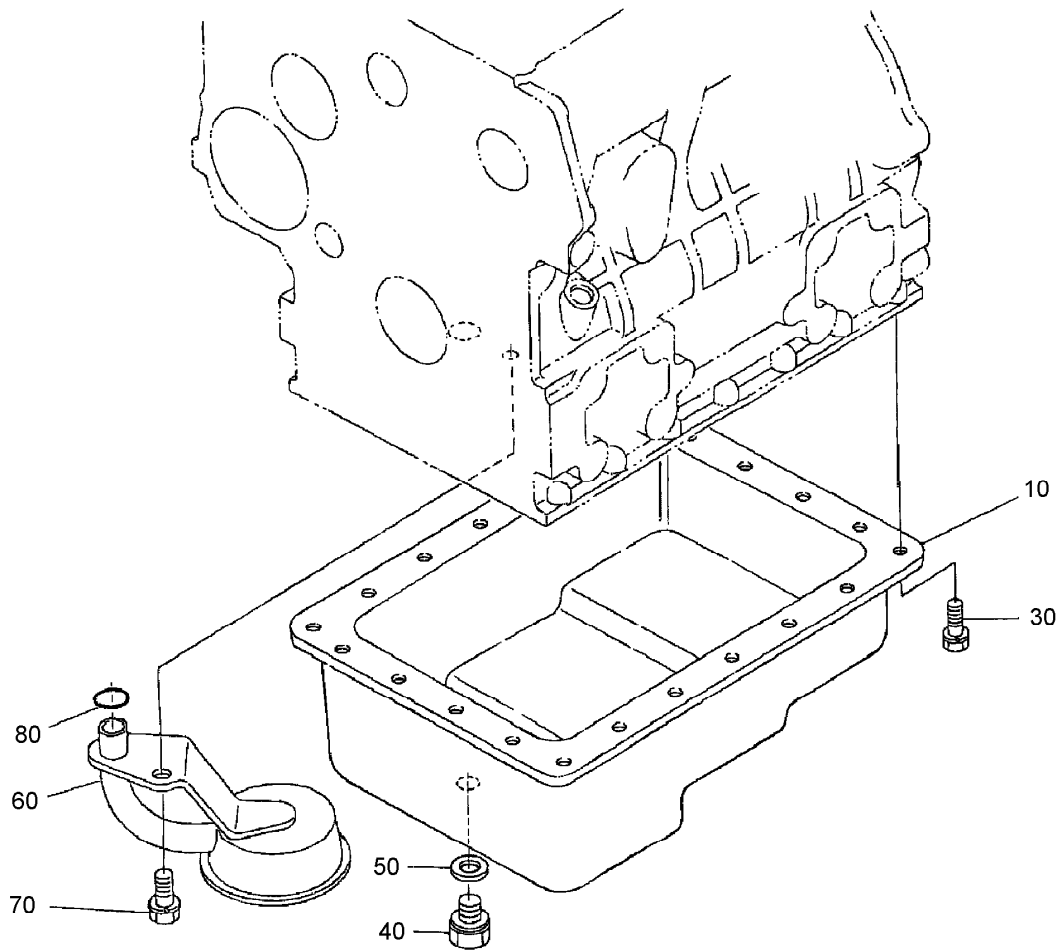
Ref.	Part Number	Qty.	Description	Ref.	Part Number	Qty.	Description
1	93-7773	2	Screw-HHF	19	105-3693	1	Belt-Fan
2	3253-4	2	Washer-Lock	20	42-9600	6	Washer-Lock, Spring
3	105-0087	1	Flange-Filler, Oil	21	3274-106	6	Screw-HSH
4	98-7430	1	O-Ring	22	104-3407-03	1	Pulley-Flywheel
5	105-2592	1	Tube Support ASM	23	105-2520-03	1	Engine Mount ASM
5:2	3290-472	2	Insert-Threaded	24	32128-37	2	Nut-HF
5:3	106-8120	1	Decal-Danger, Ce	25	3290-357	4	Nut-HHF, Whiz
5:4	68-5370	1	Decal	26	53-9680	2	Mount-Engine
6	3272-16	1	Pin-Cotter	27	53-9480	2	Washer-Snubber
7	3257-30	1	Key-Woodruff	28	324-11	2	Screw-HH
8	43-3690	1	Shaft-Fan	29	33014-00	2	Nut-Hex
9	3233-14	1	Screw-CARR	30	92-6780	2	Nut-HF
10	3234-11	6	Screw-HHF	31	56-2140	2	Screw-HH
11	105-2501-03	1	Engine Mount ASM	32	105-0058	1	Spacer-Idler, Fan
12	38-7820	1	Bearing-Ball	33	105-2502	2	Stud
13	105-2524	1	Pulley	34	105-4263	1	Swivel-Cable, Throttle
14	3-6803	2	Washer-Adjusting	35	105-2507-03	1	Cradle-Support, Tube
15	29-8910	1	Washer	36	68-0020	2	Spacer-Pivot, Idler
16	32136-3	1	Nut-SHH	37	3296-20	1	Nut-Lock, NI
17	105-3699	2	Pulley-Idler, Flat	38	25-8640	1	Screw-HH
18	32128-23	2	Nut-HF	40	32128-21	2	Nut-HF





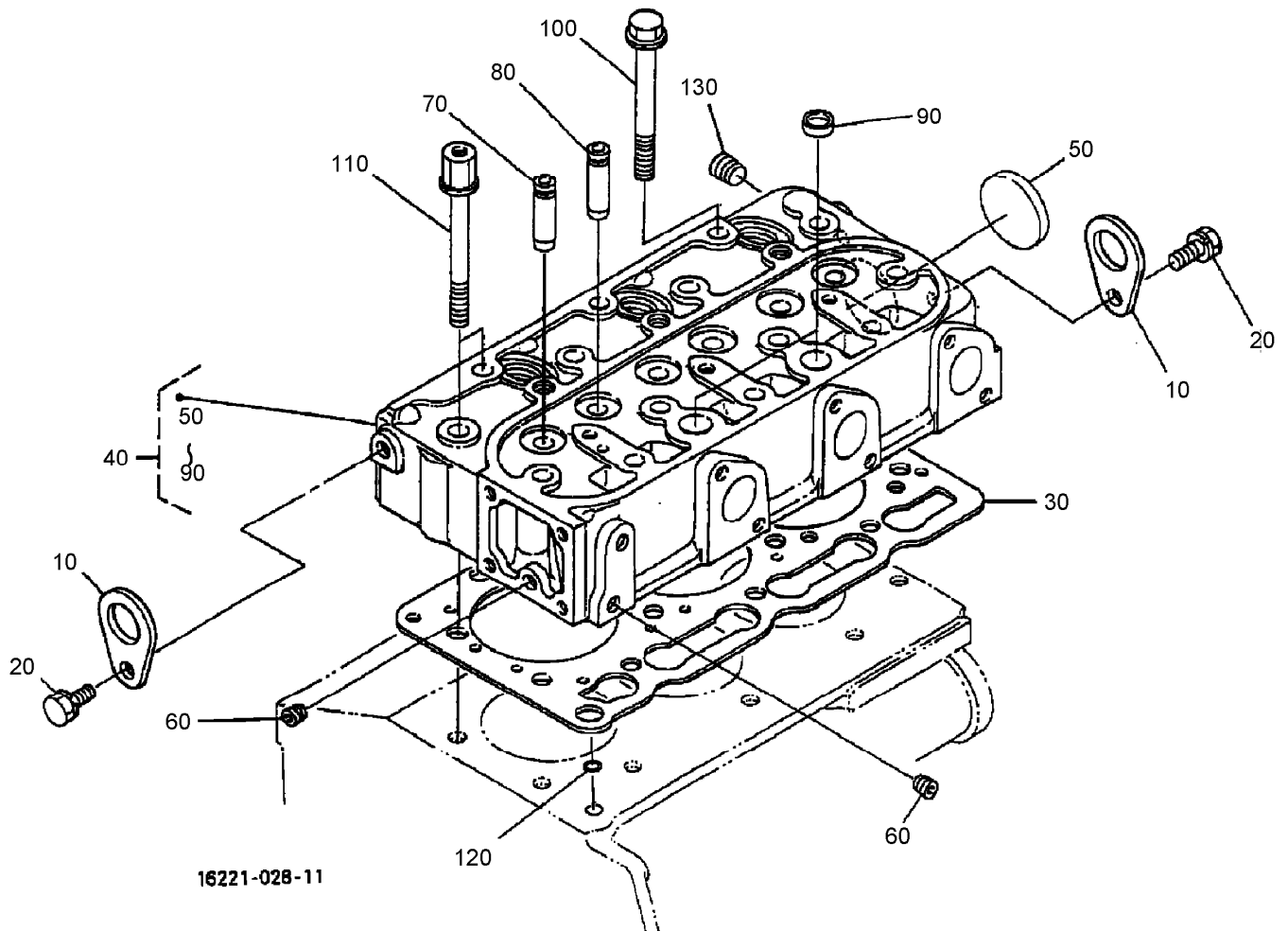
## Crankcase Assembly

<i>Ref.</i>	<i>Part Number</i>	<i>Qty.</i>	<i>Description</i>	<i>Ref.</i>	<i>Part Number</i>	<i>Qty.</i>	<i>Description</i>
10	107-9064	1	Crankcase ASM	140	98-9539	1	Pin-Pipe
20	98-9398	4	Cap-Sealing	150	98-9599	1	Plug
30	98-7539	1	Cap-Sealing	160	98-9630	1	Pin-Spring, Start
40	98-7540	3	Plug	170	98-9675	1	Plug
50	105-3779	1	Plug	180	98-9656	1	Bushing-Governor, Gear
60	98-9597	3	Plug	190	98-7507	1	Plug
70	98-7487	2	Plug	200	98-7428	1	Gasket
80	98-7489	3	Plug	210	98-7509	1	O-Ring
90	98-9668	1	Plug-Expansion	220	99-3447	1	Plug
100	98-9375	2	Pin-Straight	225	106-7056	1	Gasket
110	98-9377	2	Pin-Straight	230	99-8363	1	Bolt-Flange
120	105-3795	2	Pin-Straight	240	98-7654	1	Gasket
130	98-9387	2	Pin-Pipe	250	98-9416	1	Switch-Oil



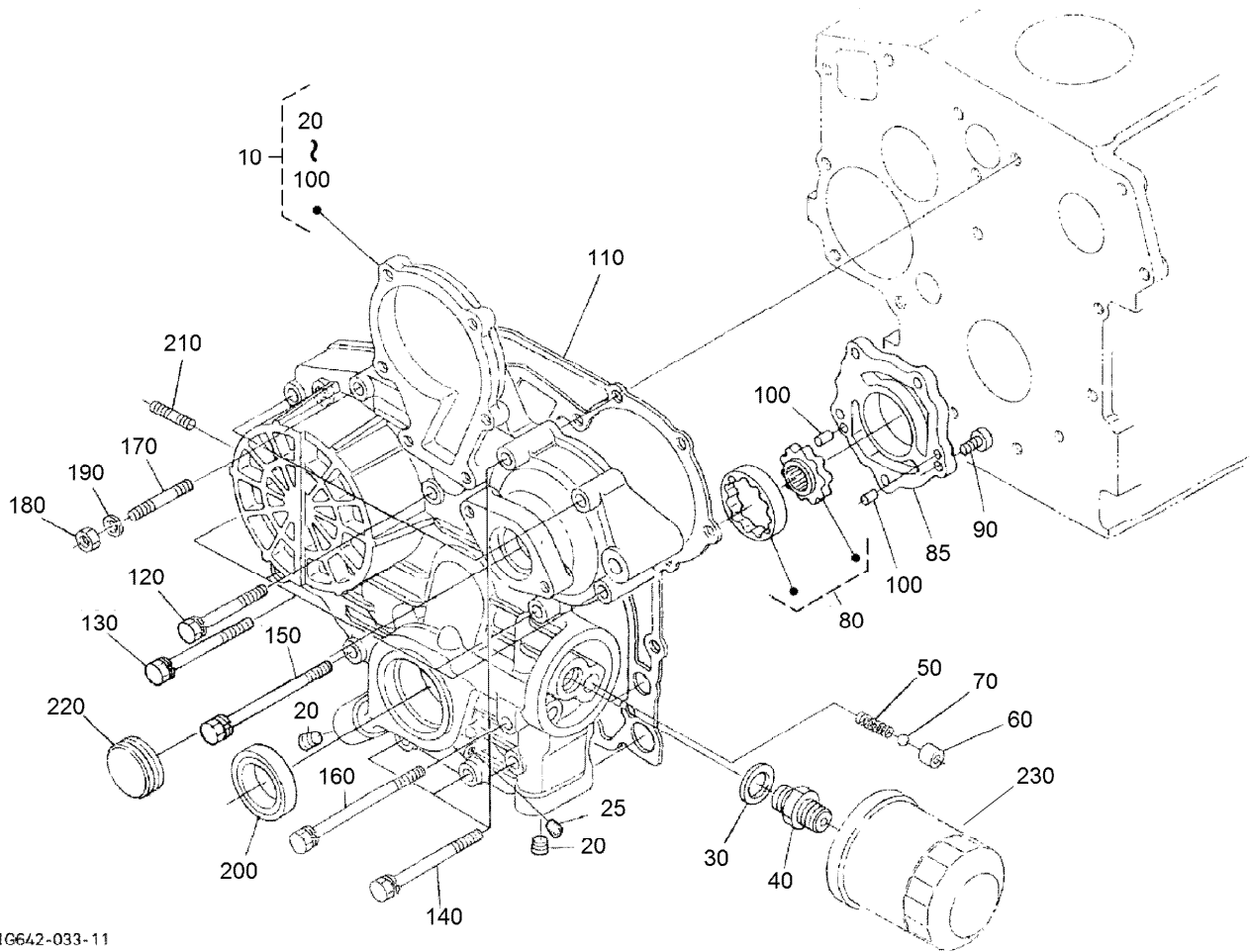
## Oil Pan Assembly

<i>Ref.</i>	<i>Part Number</i>	<i>Qty.</i>	<i>Description</i>
10	104-3495	1	Pan-Oil
30	107-9065	22	Bolt
40	98-9386	1	Plug
50	98-7524	1	Gasket
60	104-3496	1	Filter-Pickup, Oil
70	98-7526	1	Bolt
80	105-3776	1	O-Ring



## Cylinder Head Assembly

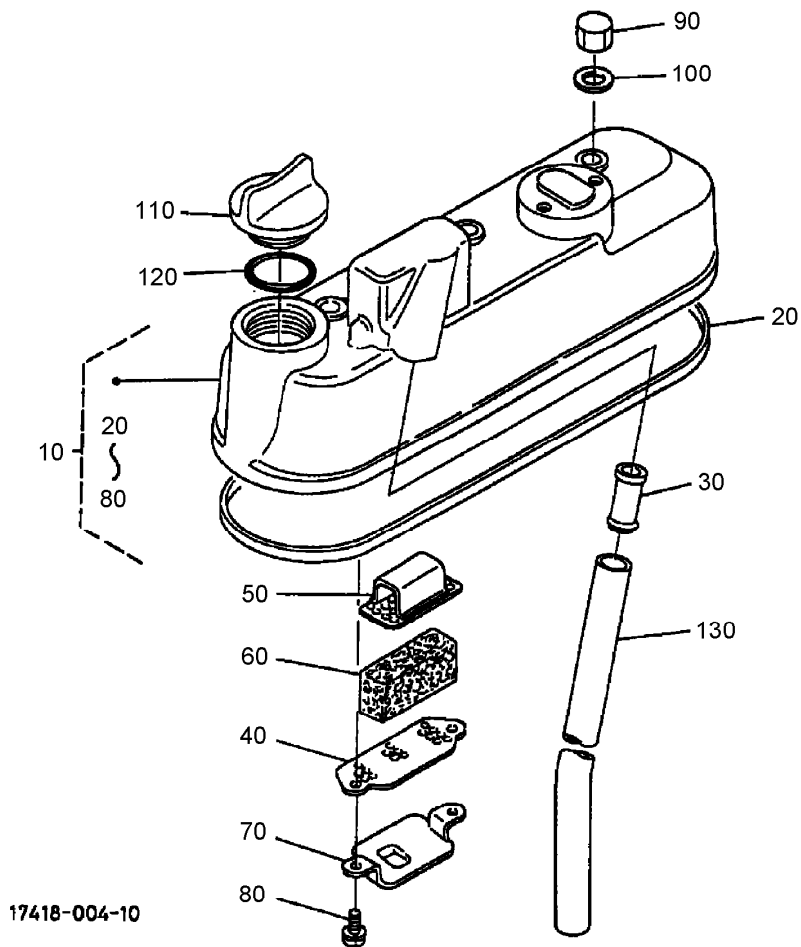
<i>Ref.</i>	<i>Part Number</i>	<i>Qty.</i>	<i>Description</i>
10	98-7531	2	Hook-Engine
20	100-9195	2	Bolt
30	105-3780	1	Gasket-Head, Cylinder
40	98-9460	1	Cylinder Head ASM
50	98-9395	1	Cap-Sealing
60	98-7540	2	Plug
70	107-9066	3	Guide-Valve, Inlet
80	107-9067	3	Guide-Valve, Exhaust
90	98-9389	2	Cap-Sealing
100	98-9479	1	Bolt-Head, Cylinder
110	98-9647	2	Bolt-Head, Cylinder
120	98-7509	1	O-Ring
130	98-9444	1	Plug



1G642-033-11

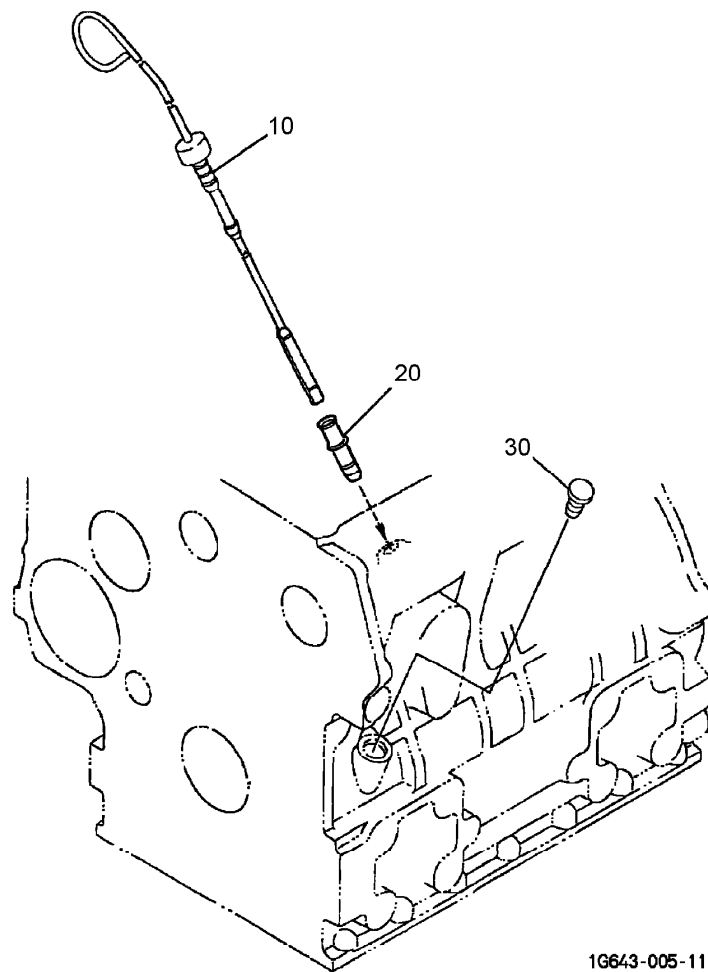
## Gear Case Assembly

<i>Ref.</i>	<i>Part Number</i>	<i>Qty.</i>	<i>Description</i>	<i>Ref.</i>	<i>Part Number</i>	<i>Qty.</i>	<i>Description</i>
10	107-9068	1	Gear Case ASM	120	107-9073	3	Bolt
20	98-9598	2	Plug	130	105-3797	4	Bolt
25	98-7487	1	Plug	140	98-9356	4	Bolt
30	98-7562	1	Washer-Plain	150	107-9074	1	Bolt
40	98-9388	1	Joint-Pipe	160	98-9586	1	Bolt
50	98-9544	1	Spring	170	105-3709	1	Stud
60	98-9543	1	Seat-Valve	180	98-7572	1	Nut
70	98-9380	1	Ball	190	98-7699	1	Washer-Spring
80	98-9540	1	Oil Pump Rotor ASM	200	98-9482	1	Seal-Oil
85	107-9069	1	Cover-Pump, Oil	210	105-3710	2	Stud
90	107-9071	5	Screw	220	98-9641	1	Cover-Case, Gear
100	107-9072	2	Pin-Straight	230	104-5167	1	Filter-Oil
110	98-9633	1	Gasket-Case, Gear				



## Head Cover Assembly

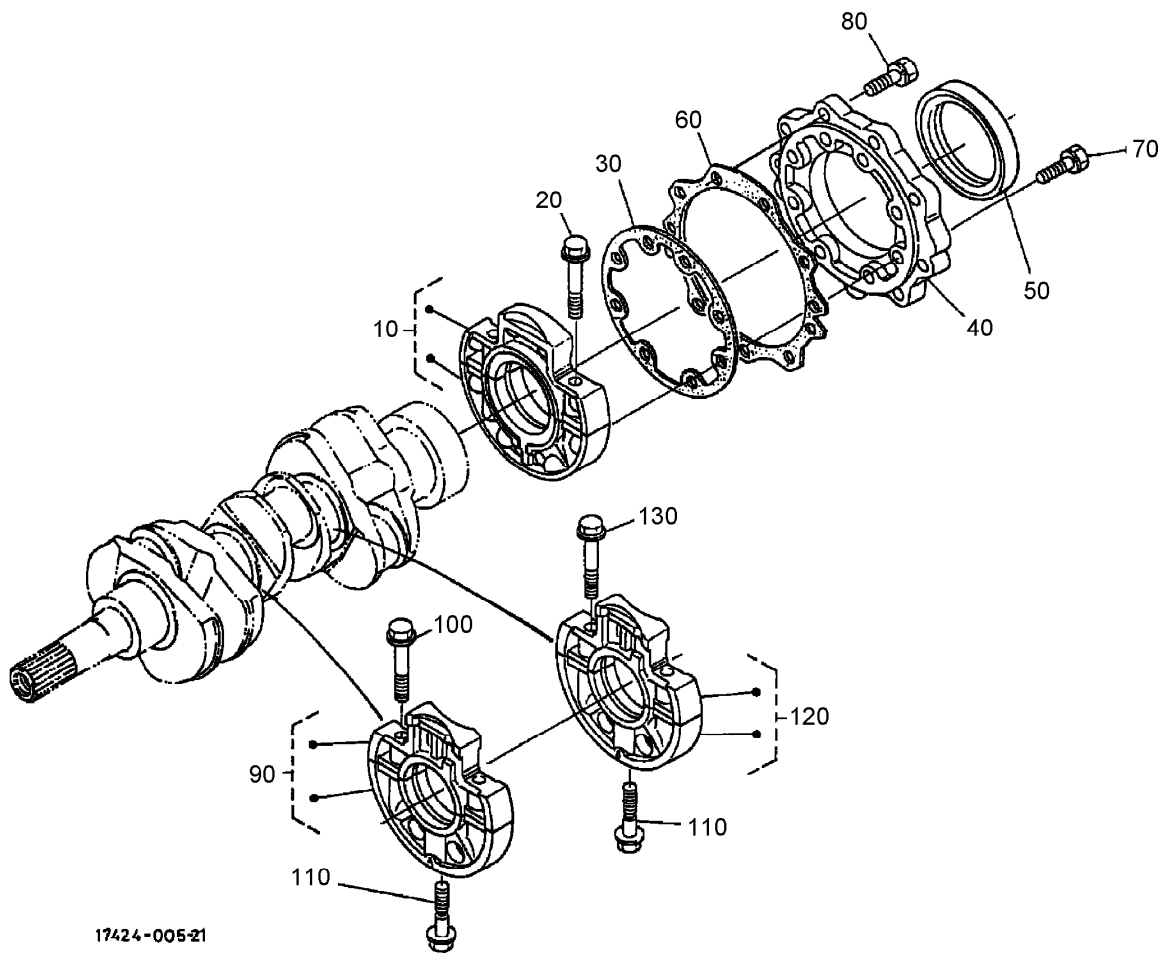
<i>Ref.</i>	<i>Part Number</i>	<i>Qty.</i>	<i>Description</i>
10	98-9614	1	Cylinder Head Cover ASM
20	98-9615	1	Gasket-Cover, Head
30	98-9492	1	Joint-Pipe, Breather
40	98-9488	1	Plate-Element, Breather
50	98-9489	1	Plate-Element, Breather
60	98-9493	1	Element-Breather
70	98-9490	1	Shield-Oil, Breather
80	98-9364	2	Screw (With Washer)
90	98-9455	3	Nut-Cap
100	98-9454	3	Gasket
110	107-9075	1	Plug-Filler, Oil
120	99-3446	1	O-Ring
130	98-9491	1	Pipe-Breather



1G643-005-11

## Dipstick and Guide Assembly

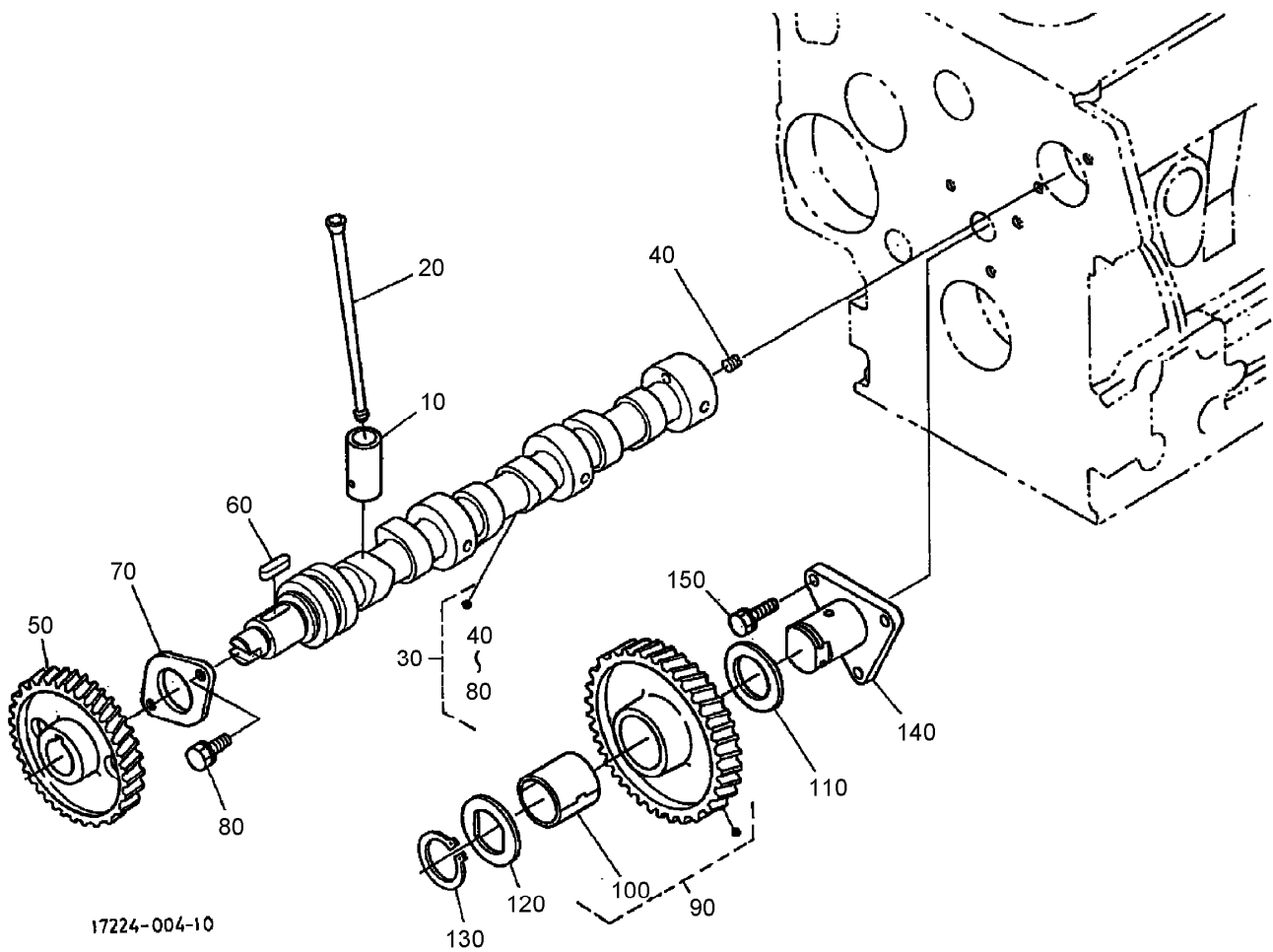
<i>Ref.</i>	<i>Part Number</i>	<i>Qty.</i>	<i>Description</i>
10	107-9076	1	Gauge-Oil
20	105-3713	1	Guide-Gauge, Oil
30	105-3715	1	Plug-Gauge, Oil



17424-005-21

## Main Bearing Case Assembly

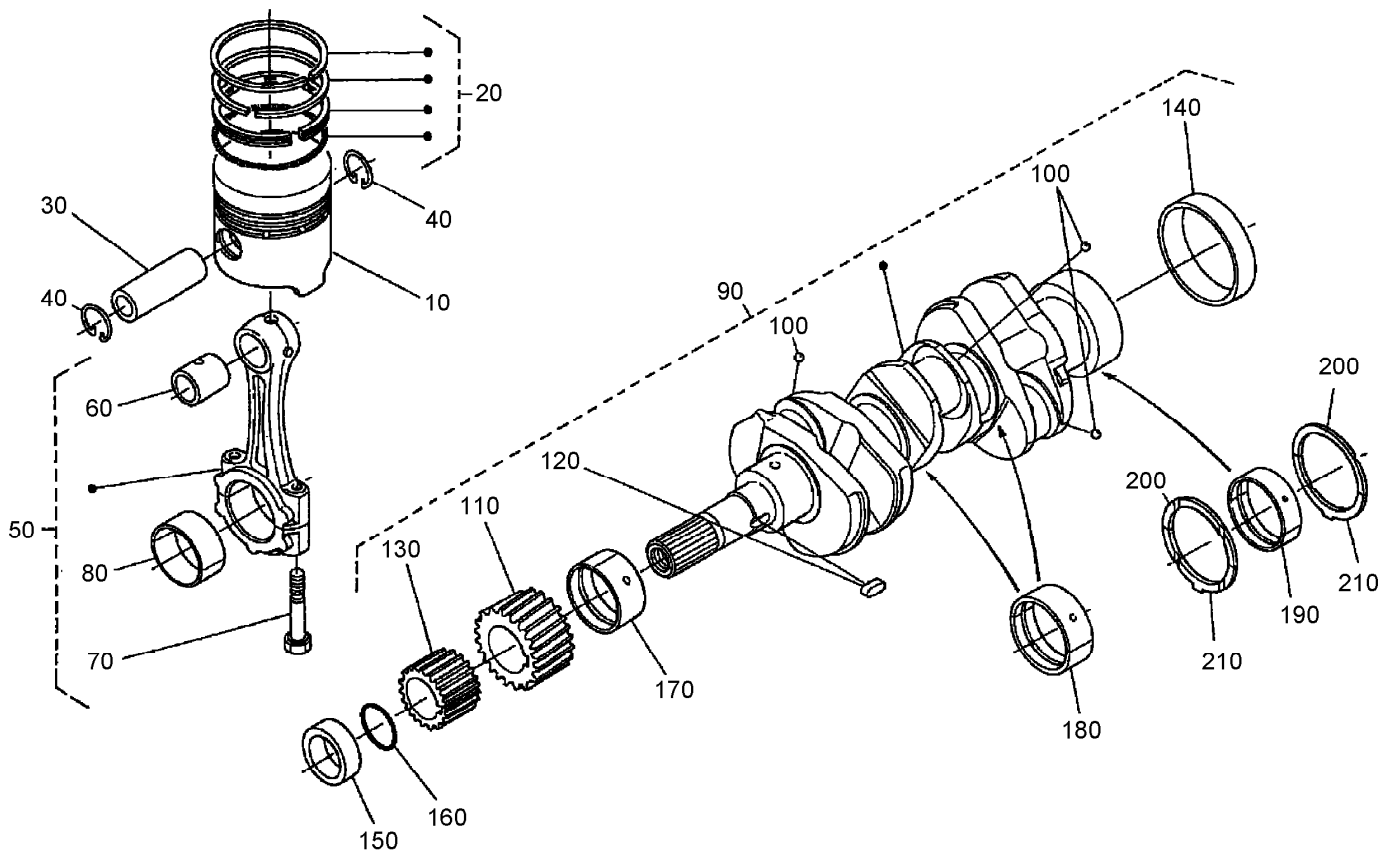
<i>Ref.</i>	<i>Part Number</i>	<i>Qty.</i>	<i>Description</i>
10	98-9480	1	Main Bearing Case ASM
20	98-9484	6	Bolt-Case, Bearing
30	98-9634	1	Gasket-Case, Bearing
40	98-9487	1	Cover-Case, Bearing
50	98-9483	1	Seal-Oil
60	98-9635	1	Gasket-Cover, Bearing Case
70	98-9352	8	Bolt
80	98-7568	9	Bolt
90	98-9606	1	Main Bearing Case ASM
100	98-9484	2	Bolt-Case, Bearing
110	98-9485	2	Bolt-Case, Bearing
120	98-9607	1	Main Bearing Case ASM
130	98-9484	2	Bolt-Case, Bearing



## Camshaft And Idle Gear Shaft Assembly

<i>Ref.</i>	<i>Part Number</i>	<i>Qty.</i>	<i>Description</i>
10	98-9616	6	Tappet
20	98-9509	6	Rod-Push
30	98-9617	1	Camshaft ASM
40	98-7449	1	Screw-Set
50	98-9512	1	Gear-Cam
60	98-9378	1	Key-Feather
70	98-9510	1	Stopper-Camshaft
80	98-9351	2	Bolt
90	98-9649	1	Idle Gear ASM
100	98-9650	1	Bushing-Gear, Idle
110	98-9535	1	Collar-Gear, Idle
120	98-9536	1	Collar-Gear, Idle
130	98-9534	1	Circlip-Gear, Idle
140	98-9533	1	Shaft-Gear, Idle
150	98-7692	3	Bolt

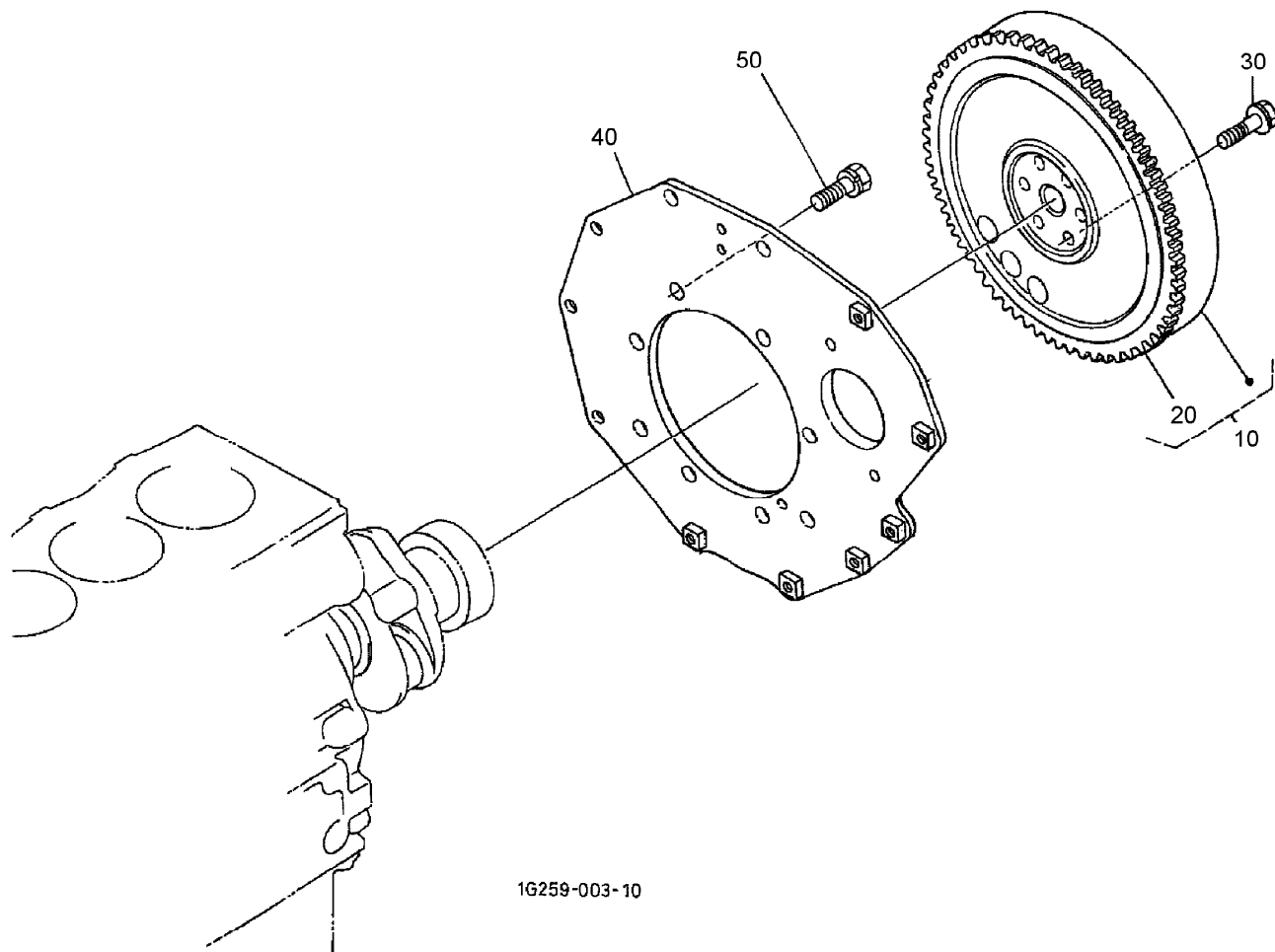




16221-009-10

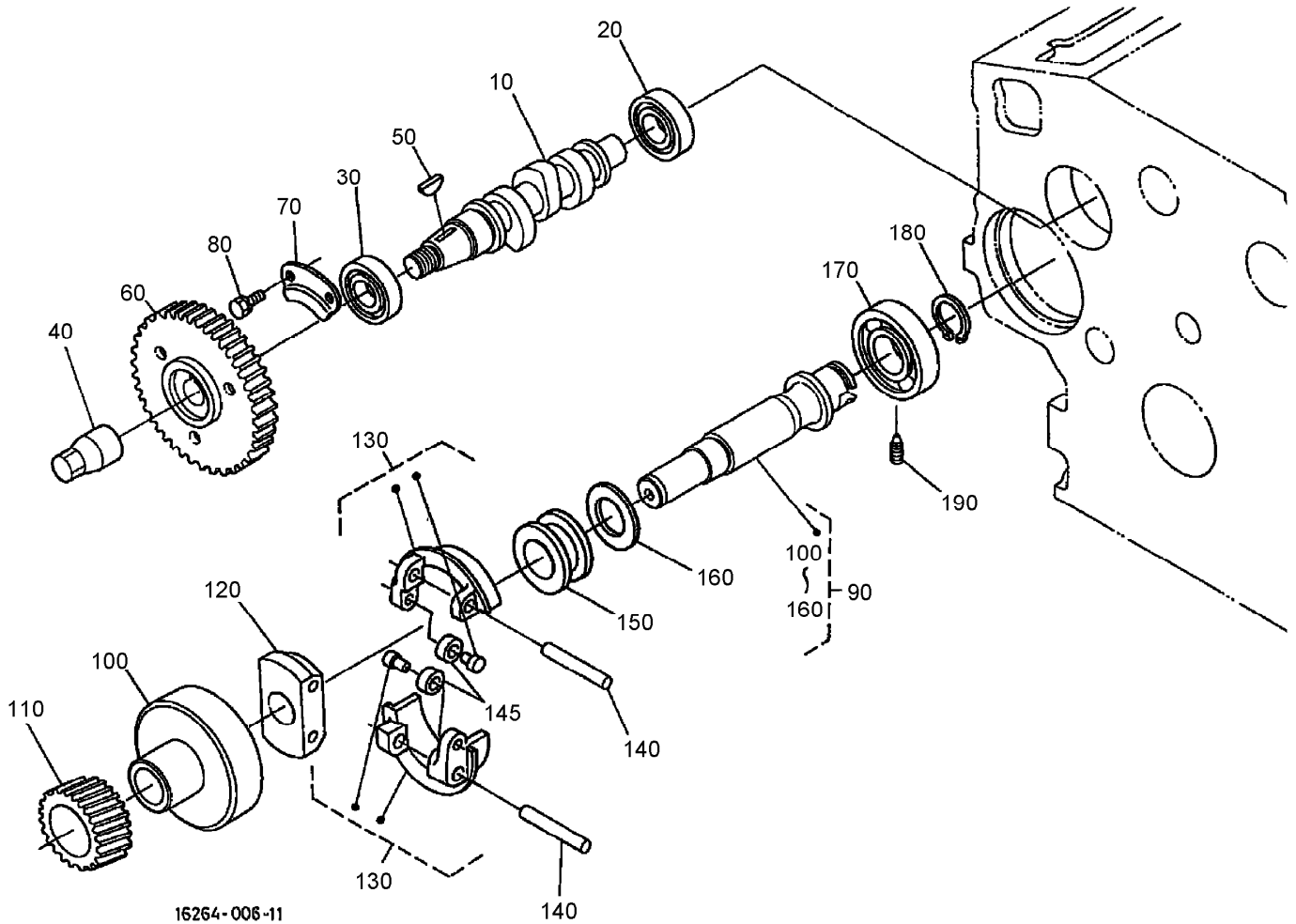
## Piston and Crankshaft Assembly

Ref.	Part Number	Qty.	Description	Ref.	Part Number	Qty.	Description
10	98-9470	3	Piston (0.5Mm)	150	98-9521	1	Collar-Crankshaft
10	98-9469	3	*obs* Piston (STD)	160	105-3783	1	O-Ring
20	98-9619	3	Piston Ring ASM (0.5Mm)	170	98-9523	1	Metal Crankshaft (STD)
20	98-9618	3	Piston Ring ASM (STD)	170	98-9528	1	Bearing-Main (-0.2Mm)
30	98-9513	3	Pin-Piston	170	98-9529	1	Bearing-Main (0.4Mm)
40	98-9514	6	Circlip-Pin, Piston	180	98-9524	2	Metal-Crankshaft (STD Set)
50	98-9516	3	Connecting Rod ASM	180	98-9530	2	Bearing-Main (0.2Mm)
60	98-9515	3	Bushing-Pin, Piston	180	98-9531	2	Bearing-Main (0.4Mm)
70	98-9517	6	Bolt-Rod, Connecting	190	98-9556	1	Bearing-Main (STD)
80	98-9520	3	Bearing-Rod (0.4Mm)	190	105-3719	1	Metal-Crankshaft (.2Mm)
80	98-9519	3	Bearing-Rod (0.2Mm)	190	105-3720	1	Metal-Crankshaft (.4Mm)
80	98-9518	3	Metal-Crankpin (STD)	200	98-9413	2	Bearing-Thrust (STD)
90	98-9642	1	Crankshaft ASM	200	98-9414	2	Bearing-Thrust (0.2Mm)
100	98-7473	3	Ball	200	98-9415	2	Bearing-Thrust (0.4Mm)
110	98-9532	1	Gear-Crankshaft	210	98-9688	2	Bearing-Thrust (STD)
120	98-9666	1	Key	210	98-9689	2	Bearing-Thrust (0.2Mm)
130	98-9542	1	Gear-Drive, Oil Pump	210	98-9690	2	Bearing-Thrust (0.4Mm)
140	98-9522	1	Sleeve-Crankshaft				



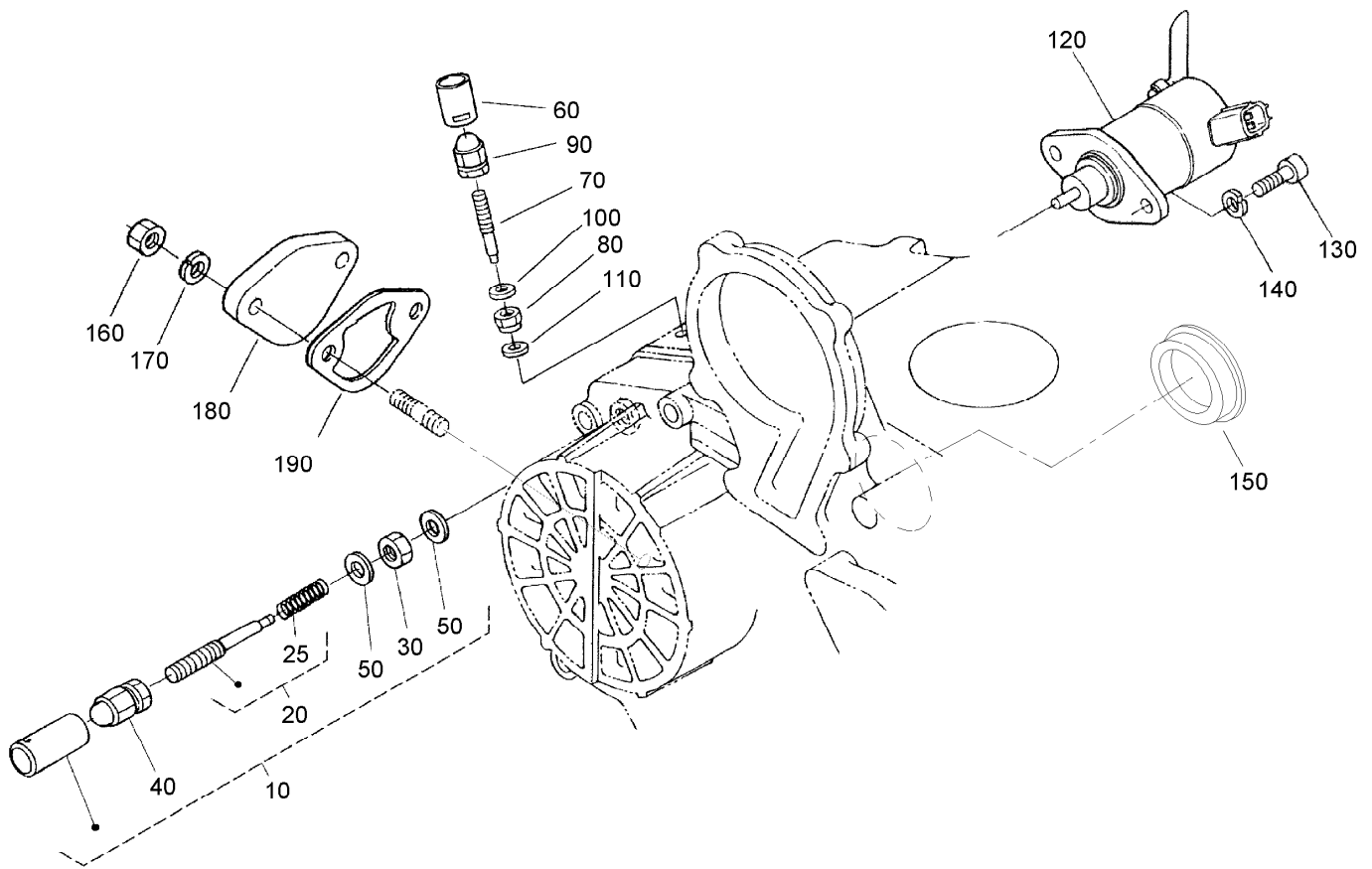
## Flywheel Assembly

<i>Ref.</i>	<i>Part Number</i>	<i>Qty.</i>	<i>Description</i>
10	105-3784	1	Flywheel ASM
20	105-3722	1	Gear-Ring
30	98-9537	6	Bolt-Flywheel
40	98-9486	1	Plate-End, Rear
50	98-9392	8	Bolt



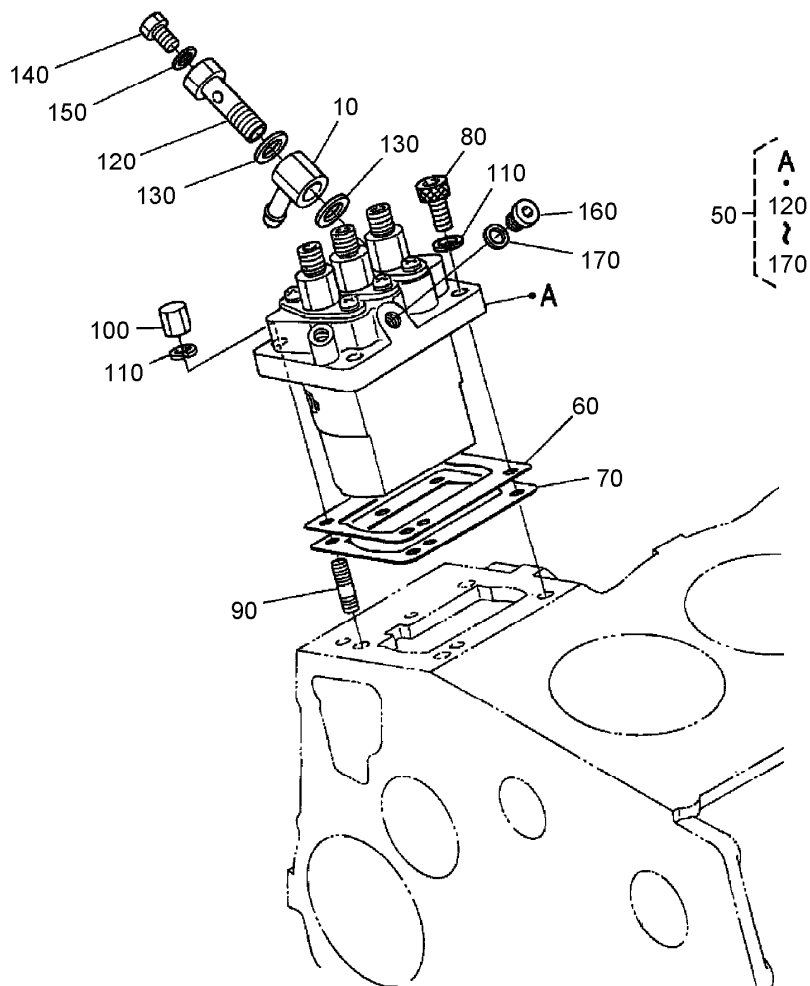
## Fuel Camshaft and Governor Shaft Assembly

Ref.	Part Number	Qty.	Description
10	98-9459	1	Camshaft-Fuel
20	107-9077	1	Bearing-Ball
30	107-9078	1	Bearing-Ball
40	98-9590	1	Nut-Cap
50	98-9595	1	Key-Woodruff
60	98-9669	1	Gear-Pump, Injection
70	98-9511	1	Stopper-Fuel, Camshaft
80	98-9350	2	Bolt
90	98-9644	1	Governor Shaft ASM
100	98-9562	1	Holder-Gear, Governor
110	98-9673	1	Gear-Governor
120	98-9561	1	Holder-Weight, Governor
130	98-9559	2	Governor Weight ASM
140	98-9560	2	Shaft-Weight, Governor
145	98-9692	2	Roller
150	98-9563	1	Sleeve-Governor
160	98-9564	1	Washer-Thrust
170	107-9079	1	Bearing-Ball
180	98-9657	1	Circlip-Shaft, Governor
190	98-9565	1	Screw-Set



## Idle Apparatus Assembly

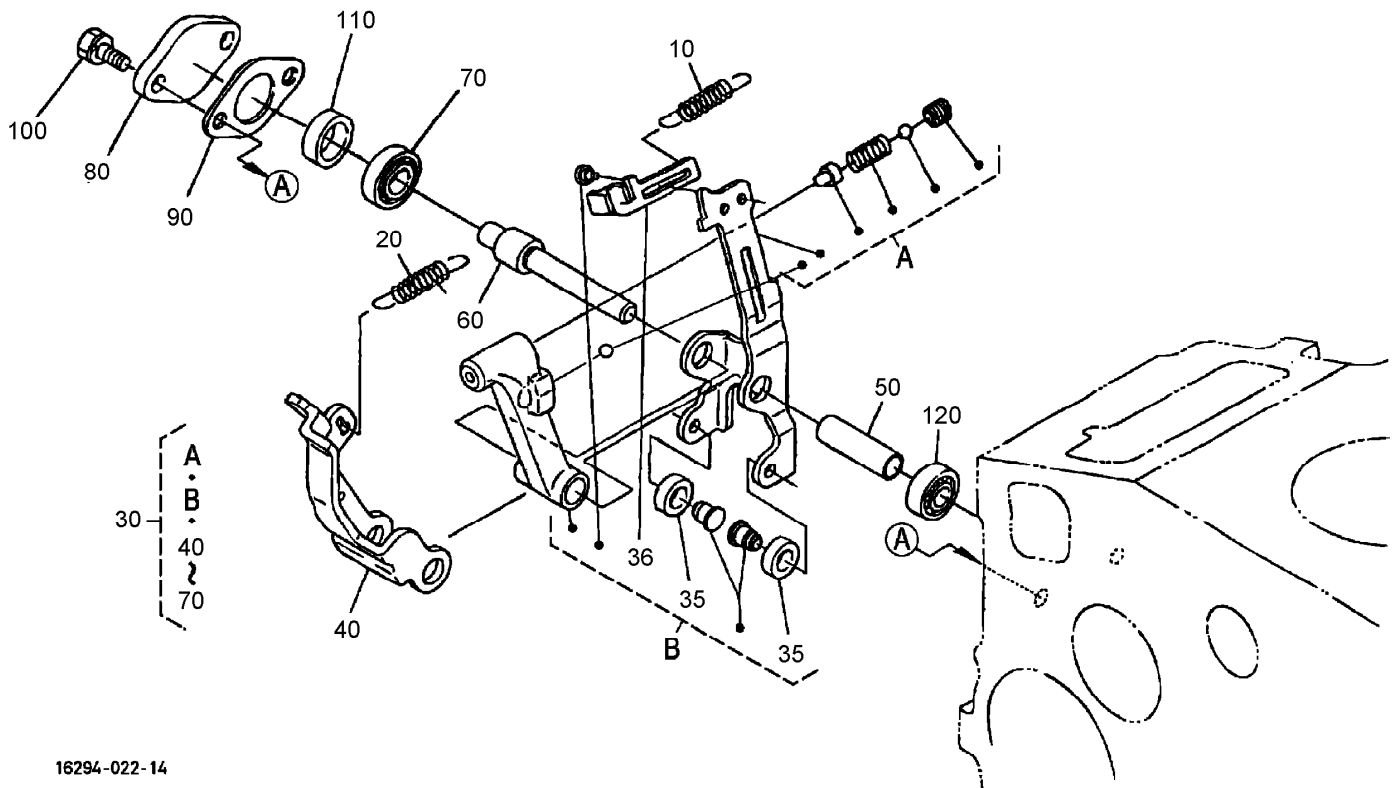
<i>Ref.</i>	<i>Part Number</i>	<i>Qty.</i>	<i>Description</i>
10	98-9678	1	Idle Apparatus ASM
20	98-9679	1	Adjusting Bolt ASM
25	107-9080	1	Spring
30	98-9439	1	Nut
40	99-8387	1	Nut-Cap
50	98-7654	2	Gasket
60	98-7656	1	Cap
70	98-9557	1	Bolt-Adjusting
80	99-3512	1	Nut
90	99-8387	1	Nut-Cap
100	98-7654	1	Gasket
110	107-9081	1	Gasket
120	104-5155	1	Solenoid-Stop
130	105-3799	2	Bolt-HSH
140	98-7699	2	Washer-Spring
150	98-9640	1	Cover-Pump
160	98-7572	2	Nut
170	98-7699	2	Washer-Spring
180	99-3514	1	Cover
190	98-9636	1	Gasket-Pump, Fuel



16611-021-22

## Injection Pump Assembly

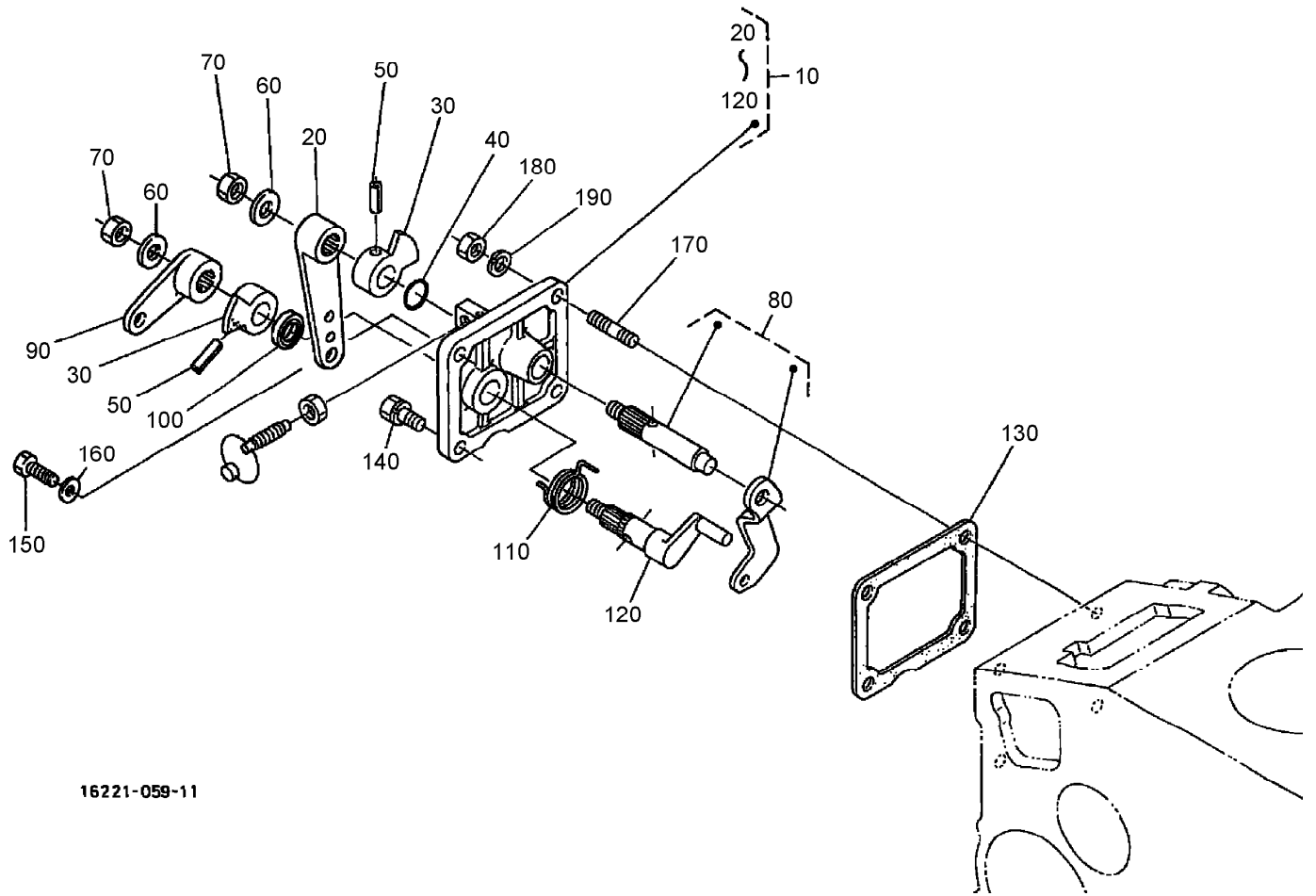
<i>Ref.</i>	<i>Part Number</i>	<i>Qty.</i>	<i>Description</i>
10	98-9596	1	Joint-Eye
50	98-9643	1	Injection Pump ASM
60	98-9457	1	Shim-Injection (0.25Mm)
60	98-9456	1	Shim-Injection (0.20Mm)
70	98-9458	1	Shim-Injection (0.30Mm)
80	98-9361	2	Bolt-HSH
90	98-9438	2	Stud
100	98-9440	2	Nut-Cap
110	98-7699	4	Washer-Spring
120	98-9464	1	Bolt-Joint
130	98-9445	2	Gasket
140	98-9430	1	Screw
150	98-9446	1	Gasket
160	98-9466	1	Plug
170	98-9451	1	Gasket



16294-022-14

## Governor Assembly

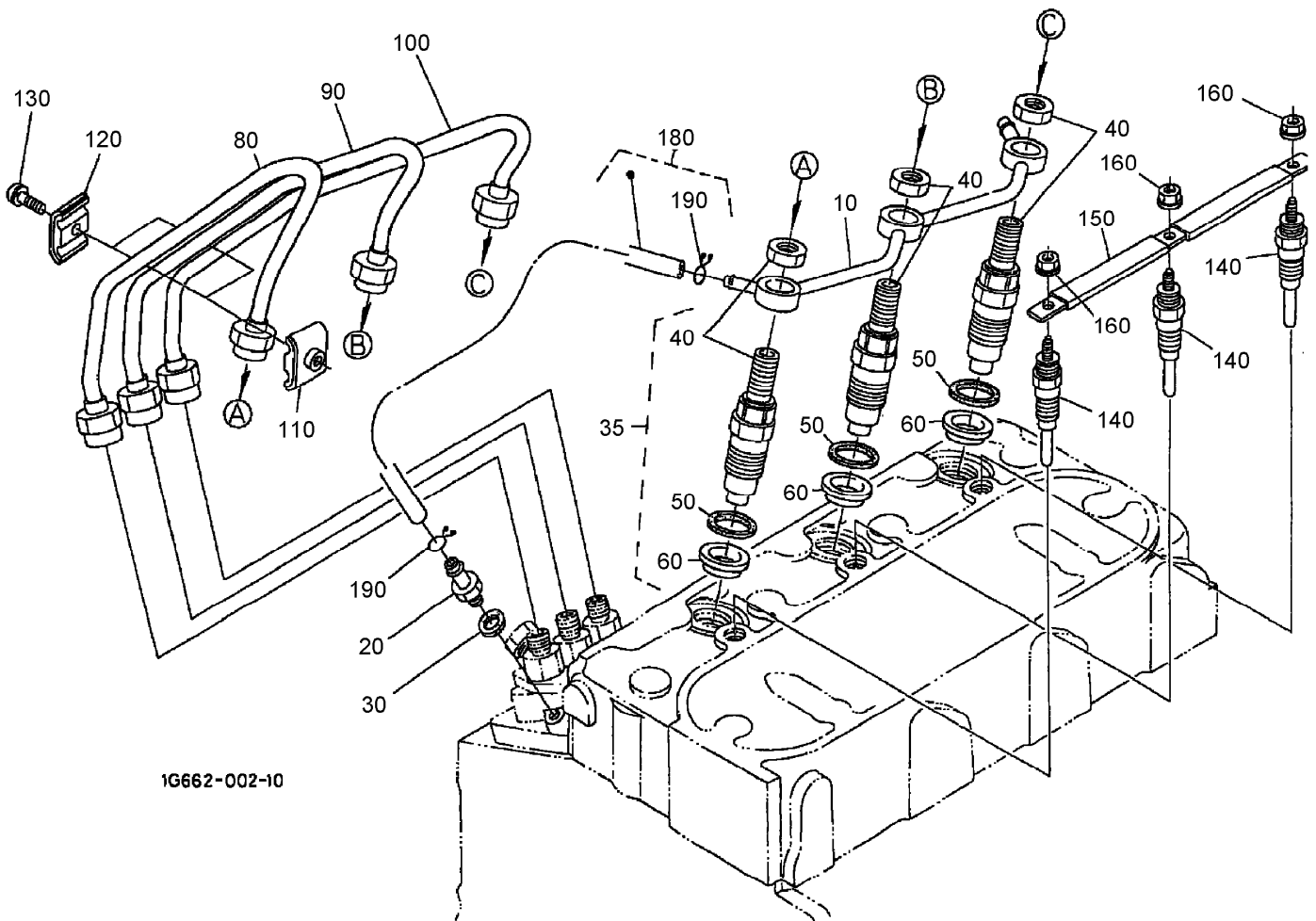
<i>Ref.</i>	<i>Part Number</i>	<i>Qty.</i>	<i>Description</i>
10	105-3786	1	Spring-Start
20	98-9681	1	Spring-Governor
30	107-9082	1	Fork Lever ASM
35	98-9692	2	Roller
36	107-9083	1	Lever-Thrust
40	107-9084	1	Lever-Fork
50	107-9085	1	Shaft-Lever, Fork
60	107-9086	1	Shaft-Lever, Fork
70	98-9570	1	Bearing-Miniaturize
80	98-9569	1	Cover-Shaft, Fork Lever
90	98-9682	1	Gasket
100	98-9351	2	Bolt
110	98-9567	1	Collar
120	98-9571	1	Bearing-Miniaturize



16221-059-11

## Speed Control Plate Assembly

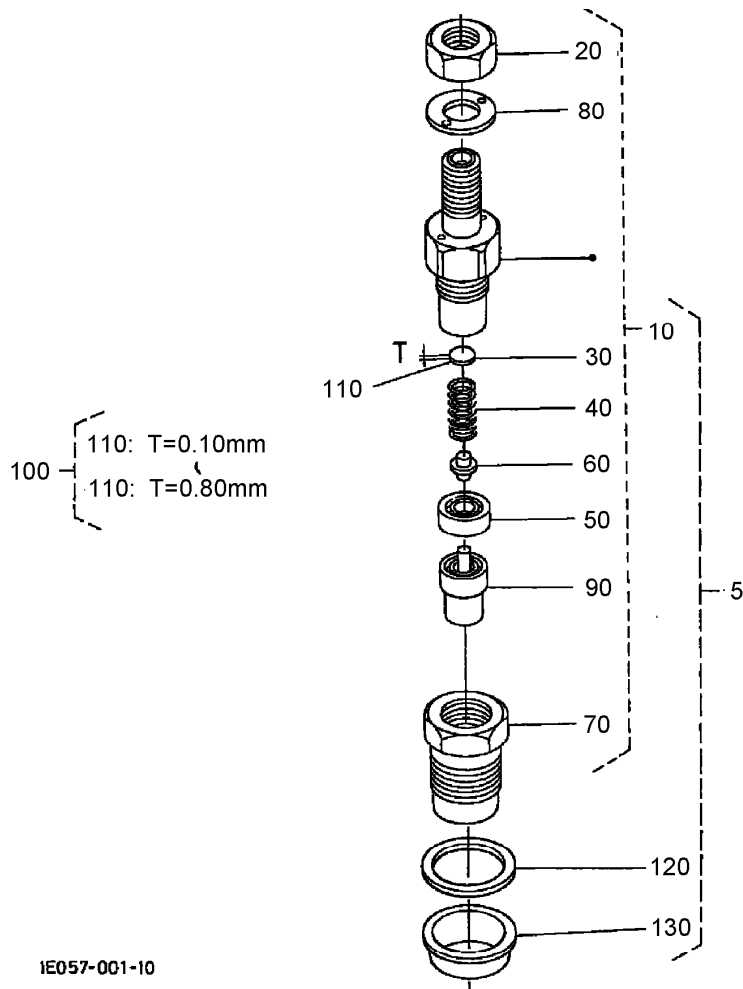
Ref.	Part Number	Qty.	Description
10	105-3735	1	Control Plate ASM
20	98-9662	1	Lever-Control, Speed
30	98-9572	2	Lever-Control, Speed
40	105-3788	1	O-Ring
50	98-7602	2	Pin-Spring
60	98-9594	2	Washer-Plain
70	98-9589	2	Nut
80	98-9658	1	Governor Lever ASM
90	98-9663	1	Lever-Stop, Engine
100	98-7601	1	Seal-Oil
110	98-9472	1	Spring-Return
120	98-9664	1	Shaft-Lever, Stop
130	98-9637	1	Gasket
140	98-7692	1	Bolt
150	99-8348	1	Bolt
160	98-7654	2	Gasket
170	105-3710	2	Stud
180	98-7572	2	Nut
190	98-7699	2	Washer-Spring



## Nozzle Holder and Glow Plug Assembly

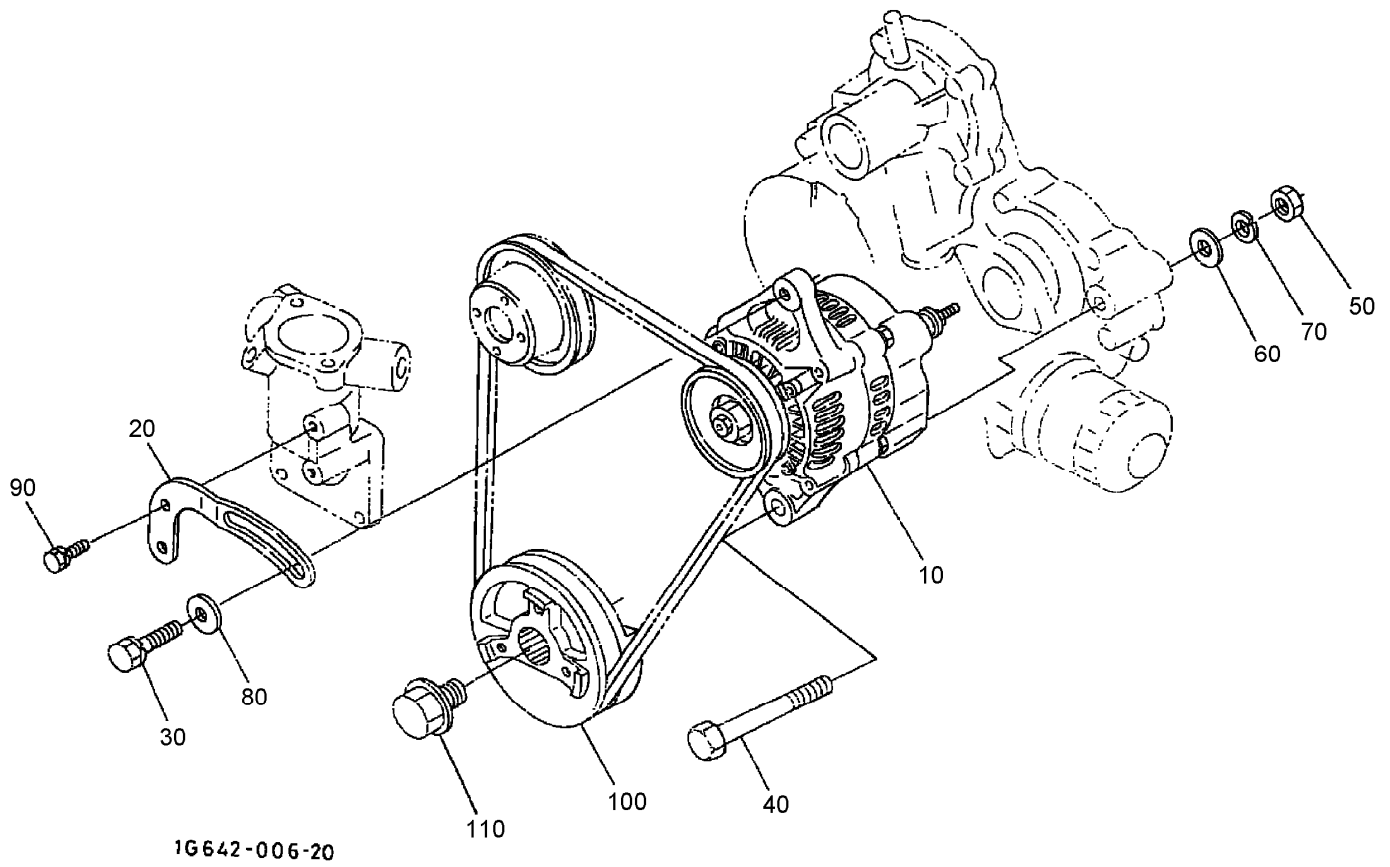
<i>Ref.</i>	<i>Part Number</i>	<i>Qty.</i>	<i>Description</i>
10	98-9620	1	Overflow Pipe ASM
20	98-9431	1	Screw-Bleeder, Air
30	98-7654	1	Gasket
35	105-3740	3	Nozzle Holder Kit
40	98-9468	3	Nozzle Holder ASM
50	98-7676	3	Gasket
60	98-7677	3	Seal-Heat
80	98-9653	1	Pipe-Injection
90	98-9654	1	Pipe-Injection
100	98-9655	1	Pipe-Injection
110	98-7682	2	Clamp-Pipe
120	98-7683	2	Clamp-Pipe
130	98-7684	2	Screw (W/Washer)
140	98-9695	3	Plug-Glow
150	98-9631	3	Cord-Plug, Glow
160	99-8377	3	Nut-Flange
180	98-9420	1	Overflow Pipe ASM
190	98-7671	2	Clip-Pipe





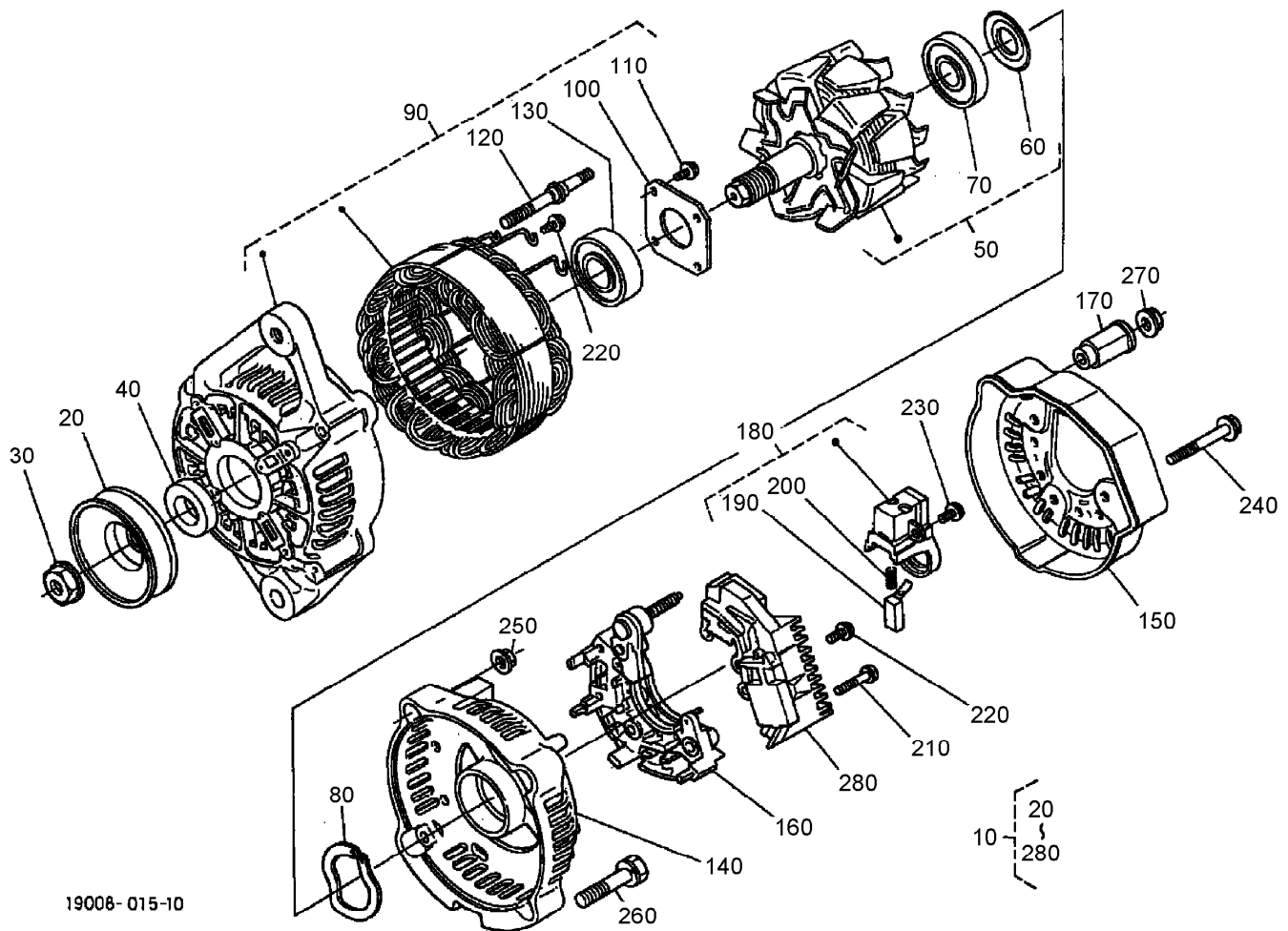
## Nozzle Holder (Component Parts) Assembly

Ref.	Part Number	Qty.	Description
5	105-3740	3	Nozzle Holder Kit
10	98-9468	3	Nozzle Holder ASM
20	99-8301	3	Nut
30	99-8302	3	Washer-Adjusting
40	99-8303	3	Spring-Nozzle
50	99-8304	3	Spacer-Distance
60	99-8305	3	Rod-Push
70	99-8306	3	Nut-Nozzle
80	99-8307	3	Washer-Plain
90	99-8308	3	Piece-Nozzle
100	99-8309	3	Adjusting Washer ASM
110	99-8310	3	Washer-Adjust (0.10Mm)
110	99-8311	3	Washer-Adjust (0.20Mm)
110	99-8312	3	Washer-Adjust (0.30Mm)
110	99-8313	3	Washer-Adjust (0.40Mm)
110	99-8314	3	Washer-Adjust (0.50Mm)
110	99-8315	3	Washer-Adjust (0.52Mm)
110	99-8316	3	Washer-Adjust (0.54Mm)
110	99-8317	3	Washer-Adjust (0.56Mm)
110	99-8318	3	Washer-Adjust (0.58Mm)
110	99-8319	3	Washer-Adjust (0.80Mm)
120	98-7676	3	Gasket
130	98-7677	3	Seal-Heat



## Alternator and Pulley Assembly

<i>Ref.</i>	<i>Part Number</i>	<i>Qty.</i>	<i>Description</i>
10	98-9474	1	Alternator ASM
20	98-9573	1	Stay-Dynamo
30	98-7697	1	Bolt
40	98-9360	1	Bolt
50	98-7737	1	Nut
60	3256-24	1	Washer-Flat
70	98-7738	1	Washer-Spring
80	100-9233	1	Washer-Plain
90	98-7692	1	Bolt
100	98-9473	1	Pulley-Drive, Fan
110	98-9585	1	Bolt

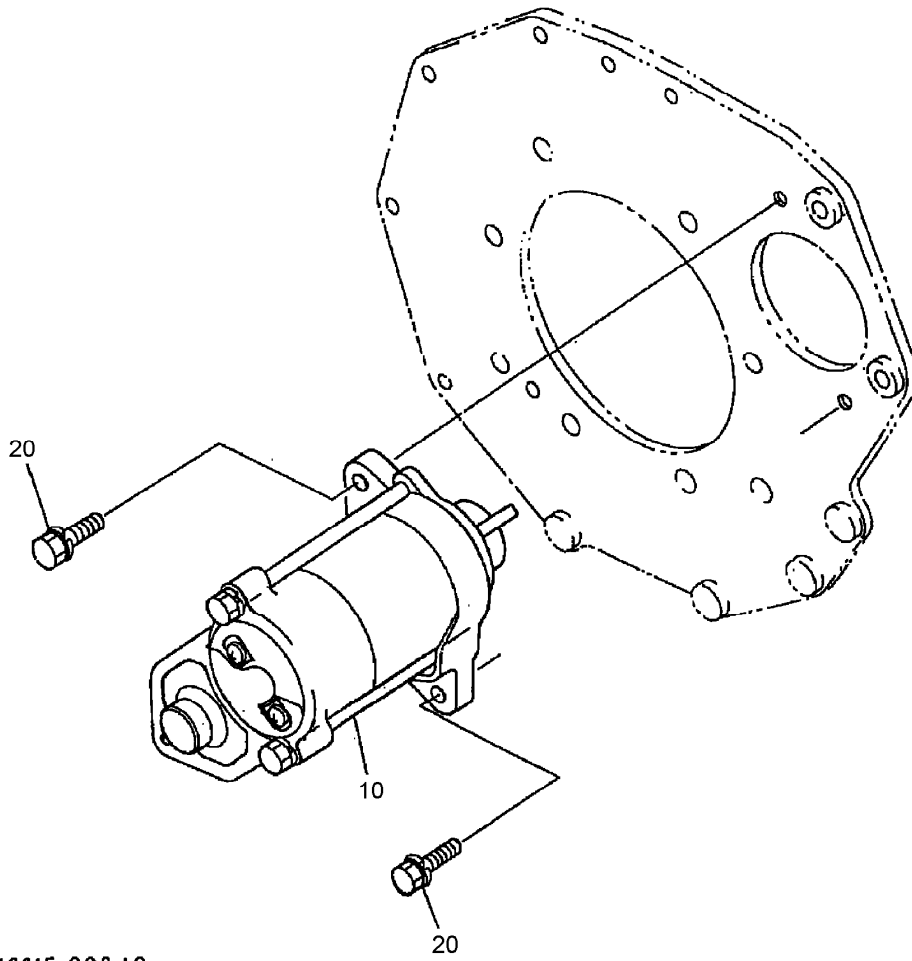


19008-015-10

## Alternator (Component Parts) Assembly

Ref.	Part Number	Qty.	Description
10	98-9474	1	Alternator ASM
20	98-9453	1	Pulley-Dynamo
30	98-7708	1	Nut
40	98-7709	1	Collar
50	107-0136	1	Rotor ASM
60	98-7711	1	Cover-Bearing
70	107-0138	1	Bearing-Ball
80	98-7713	1	Washer-Thrust
90	107-0139	1	Drive End Frame ASM
100	98-7715	1	Plate-Retainer
110	98-7716	4	Screw-Head, Round
120	98-7717	2	Bolt-Through
130	107-0137	1	Bearing-Ball
140	107-9087	1	Frame-End

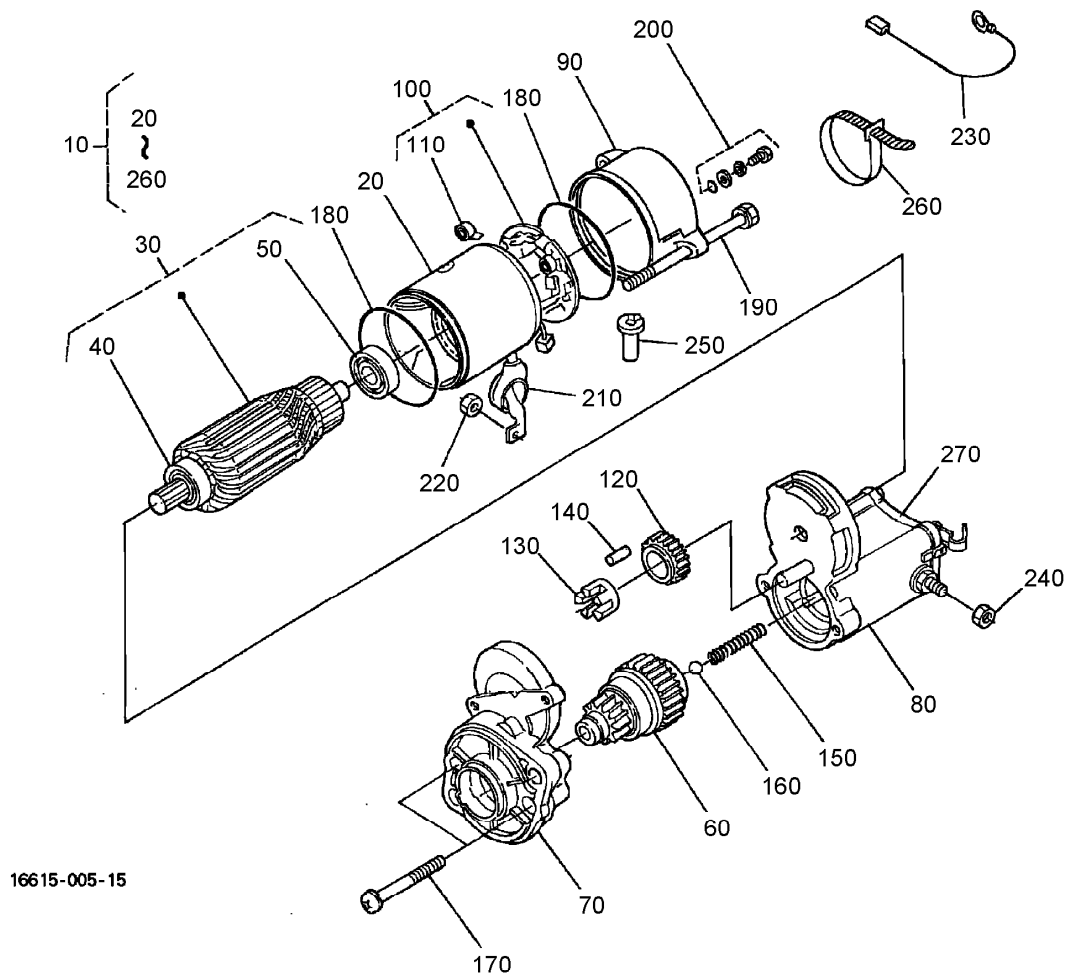
Ref.	Part Number	Qty.	Description
150	107-0140	1	Cover-End
160	98-9476	1	Rectifier ASM
170	98-7722	1	Bushing-Insulation
180	107-0141	1	Brush Holder ASM
190	98-7724	2	Brush
200	98-7725	2	Spring-Brush
210	98-7726	2	Screw-Head, Round
220	98-7727	6	Screw-Head, Round
230	98-7728	1	Screw-Head, Round
240	98-7729	3	Bolt
250	98-7730	2	Nut
260	98-7731	2	Bolt
270	98-7732	1	Nut
280	107-9088	1	Regulator ASM



16615-008-10

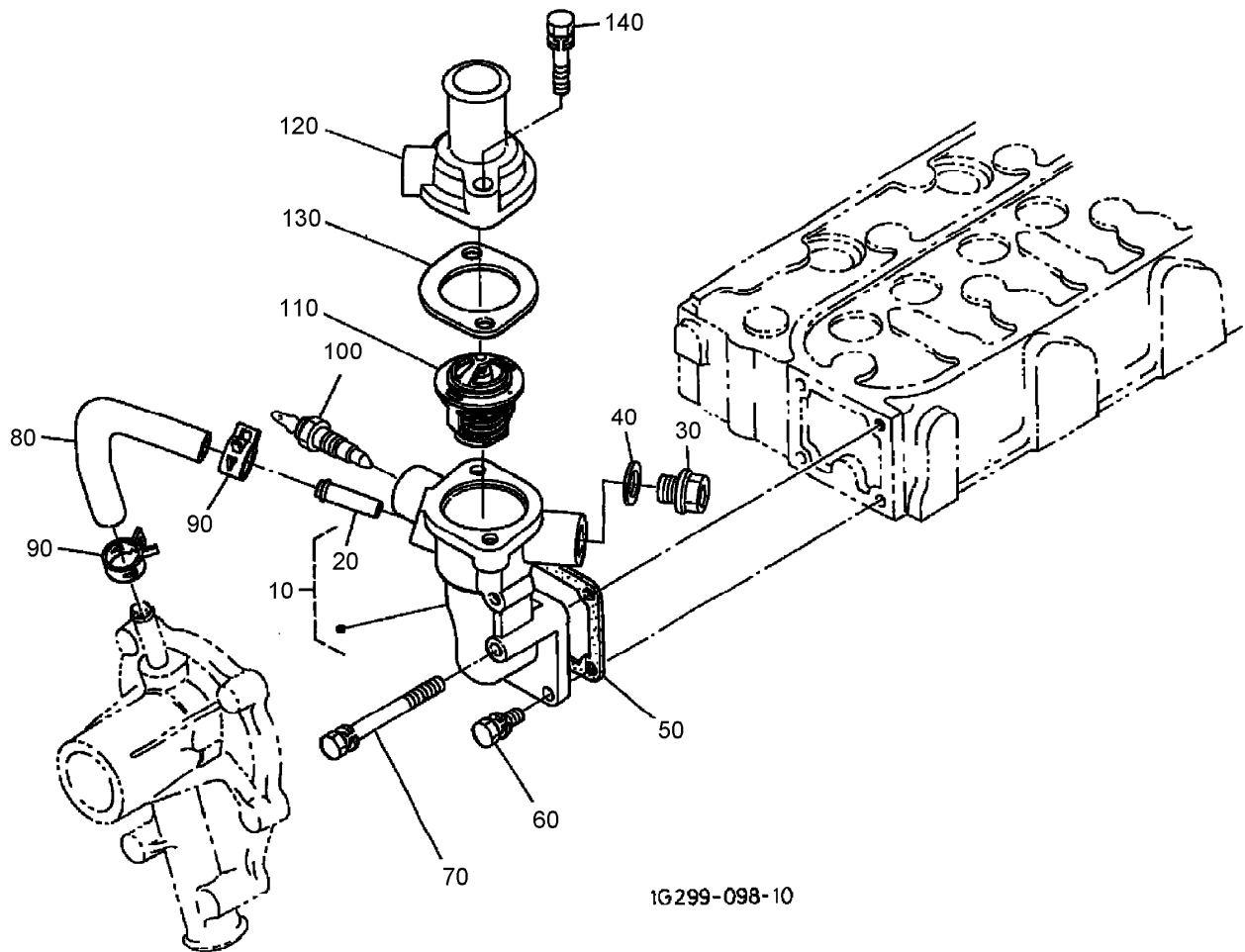
## Starter Assembly

<i>Ref.</i>	<i>Part Number</i>	<i>Qty.</i>	<i>Description</i>
10	98-9705	1	Starter ASM
20	98-7697	2	Bolt



## Starter (Component Parts) Assembly

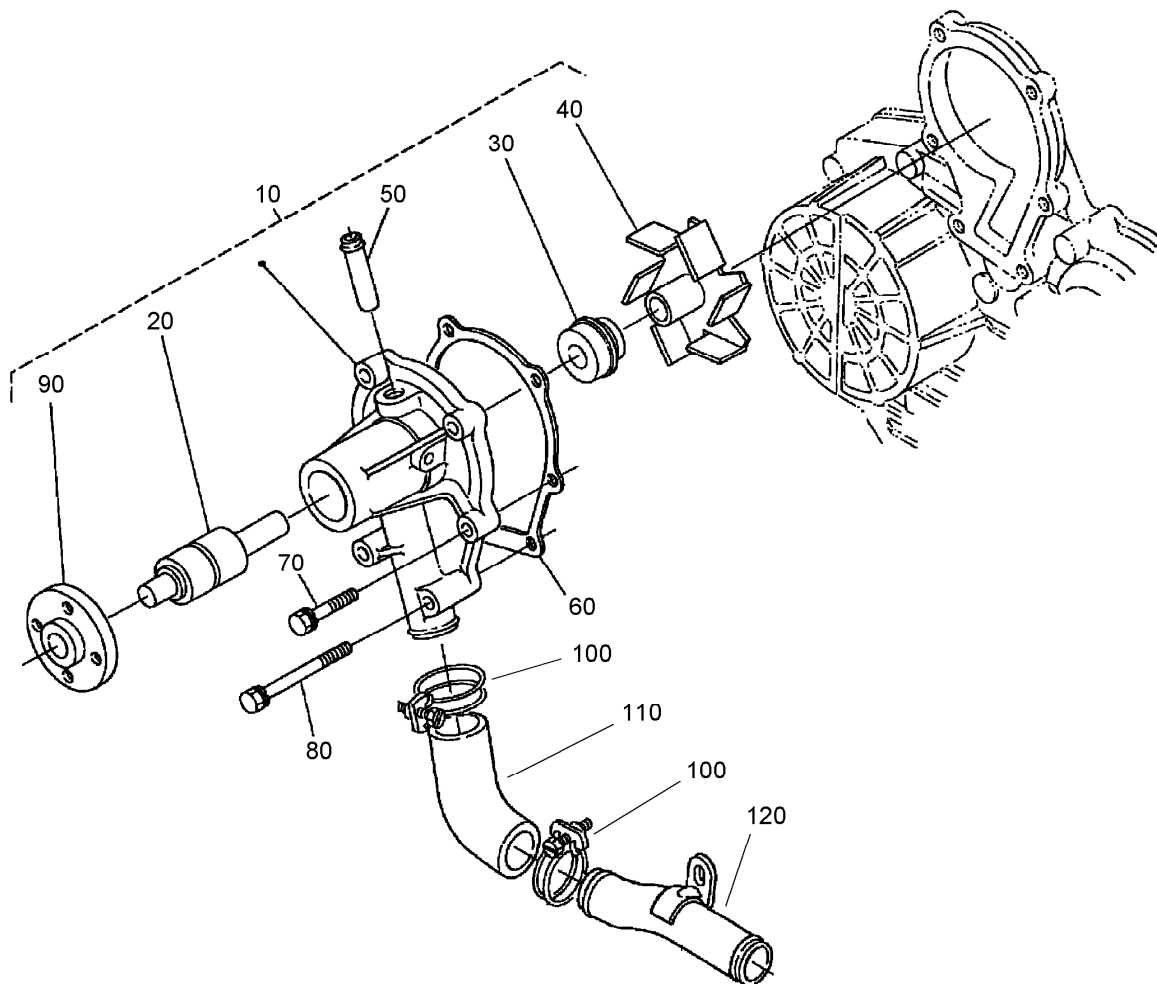
<i>Ref.</i>	<i>Part Number</i>	<i>Qty.</i>	<i>Description</i>	<i>Ref.</i>	<i>Part Number</i>	<i>Qty.</i>	<i>Description</i>
10	98-9705	1	Starter ASM	150	98-7754	1	Spring
20	104-8608	1	Yoke ASM	160	98-7755	1	Ball
30	98-7742	1	Armature ASM	170	98-7756	2	Bolt
40	98-7744	1	Bearing	180	98-7757	2	O-Ring
50	98-7743	1	Bearing	190	100-9240	2	Bolt
60	99-8373	1	Clutch-Running, Over	200	98-7758	2	Bolt ASM
70	99-8374	1	Frame-End, Drive	210	99-8375	1	Cover
80	105-3746	1	Magnetic Switch ASM	220	99-8371	1	Nut-Hex
90	98-7748	1	Frame-End	230	98-9711	1	Cord-Solenoid, Stop
100	98-7749	1	Brush Holder ASM	240	99-8376	1	Nut-Hex
110	98-7750	4	Spring-Brush	250	98-7759	1	Pipe-Drain
120	98-7751	1	Gear	260	98-9712	1	Band-Cover
130	98-7752	1	Retainer	270	105-2886	1	Cover ASM
140	98-7753	5	Roller				



1G299-098-10

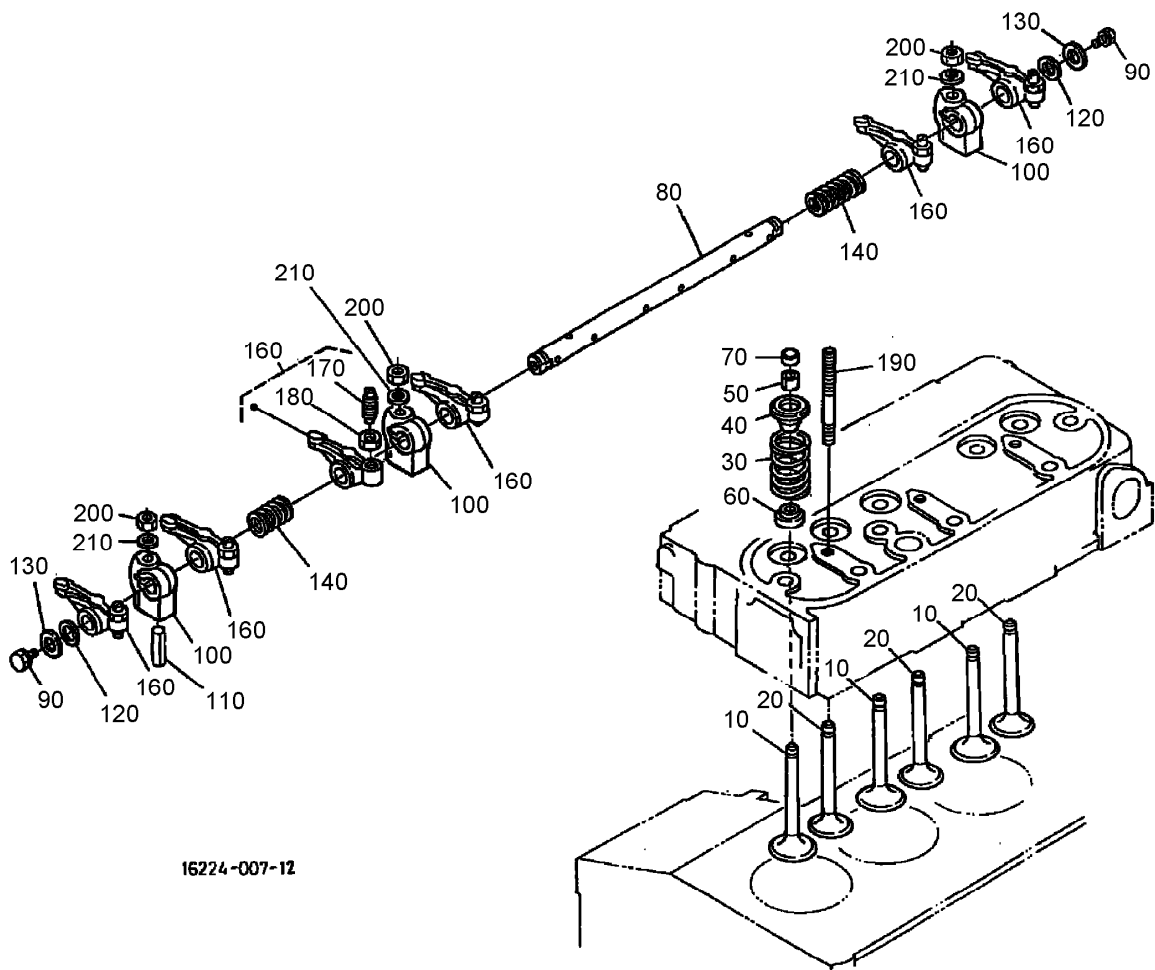
## Water Flange and Thermostat Assembly

<i>Ref.</i>	<i>Part Number</i>	<i>Qty.</i>	<i>Description</i>
10	98-9713	1	Water Flange ASM
20	98-9580	1	Pipe-Return, Water
30	105-3747	1	Plug
40	99-3583	1	Gasket
50	98-9638	1	Gasket-Flange, Water
60	98-7692	3	Bolt
70	98-9356	1	Bolt
80	98-9578	1	Pipe-Return, Water
90	98-9579	2	Band-Pipe
100	98-9719	1	Thermoswitch
110	98-7778	1	Thermostat ASM
120	98-9471	1	Cover-Thermostat
130	105-3748	1	Gasket-Thermostat
140	98-7777	2	Bolt



## Water Pump Assembly

<i>Ref.</i>	<i>Part Number</i>	<i>Qty.</i>	<i>Description</i>
10	107-9089	1	Water Pump ASM
20	99-3517	1	Bearing-Pump, Water
30	105-3750	1	Mechanical Seal ASM
40	99-3519	1	Impeller-Pump, Water
50	98-9577	1	Pipe-Return, Water
60	99-3454	1	Gasket-Pump, Water
70	98-9353	4	Bolt
80	107-9090	2	Bolt
90	99-3516	4	Flange-Pump, Water
100	98-9717	2	Clamp
110	107-9091	1	Pipe-Water
120	98-9716	1	Pipe-Water

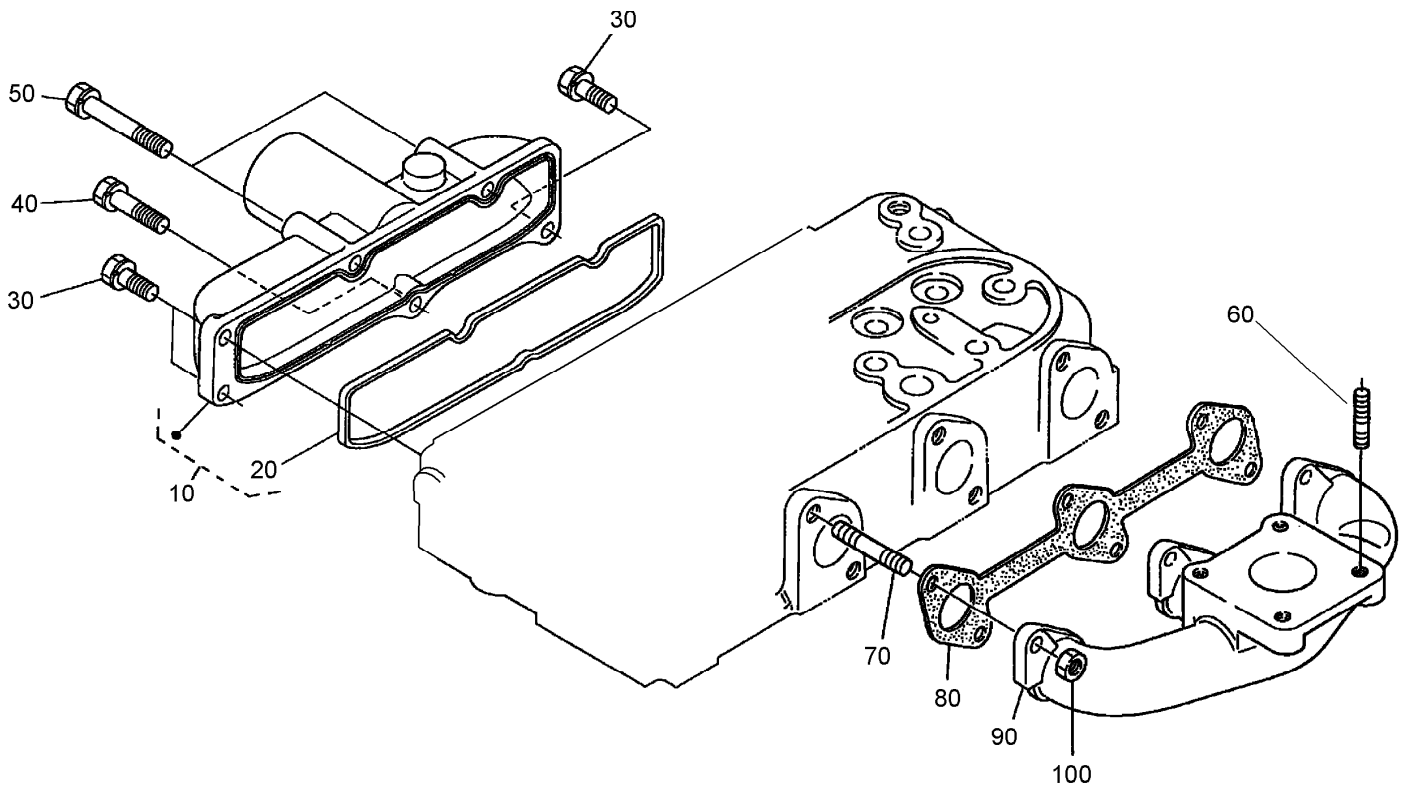


16224-007-12

## Valve and Rocker Arm Assembly

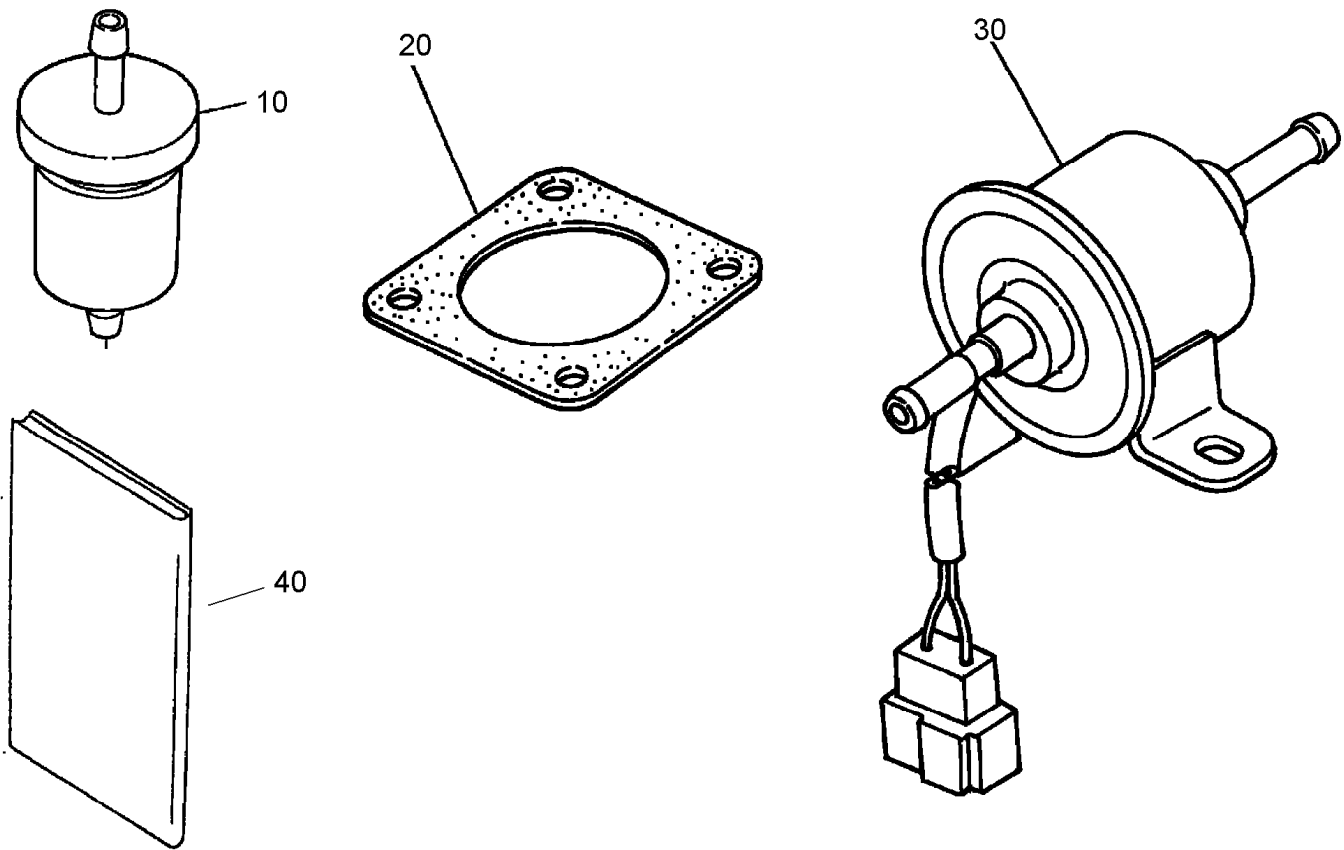
<i>Ref.</i>	<i>Part Number</i>	<i>Qty.</i>	<i>Description</i>
10	98-9494	3	Valve-Inlet
20	98-9495	3	Valve-Exhaust
30	98-9648	6	Spring-Valve
40	107-9092	6	Retainer-Spring
50	98-9390	6	Collet-Spring, Valve
60	99-8385	6	Seal-Stem, Valve
70	98-9497	6	Cap-Valve
80	105-3790	1	R-Arm Shaft ASM
90	100-9265	2	Bolt
100	98-9505	3	Bracket-Arm, Rocker
110	105-3758	1	Pin-Spring
120	98-9507	2	Washer-Shaft, R-Arm
130	3256-1	2	Washer-Flat
140	98-9504	2	Spring-Arm, Rocker
160	98-9501	6	Rocker Arm ASM
170	98-9502	6	Screw-Adjusting
180	98-9503	6	Nut
190	98-9506	3	Stud
200	98-9393	3	Nut
210	98-9385	3	Washer-Flat





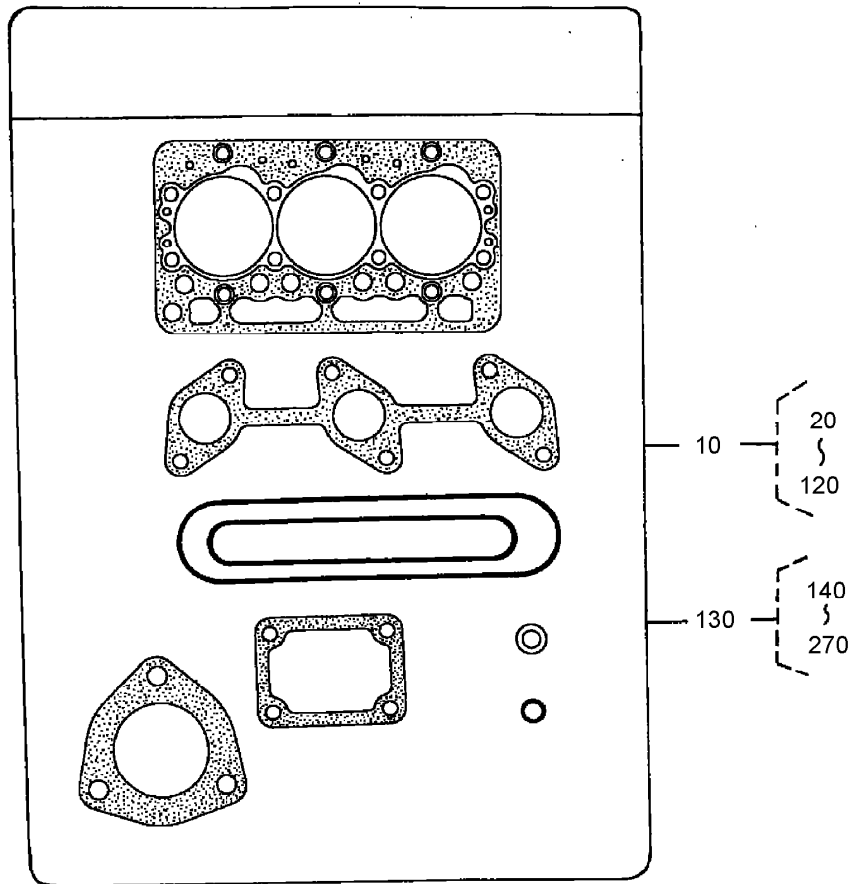
## Inlet Manifold Assembly

<i>Ref.</i>	<i>Part Number</i>	<i>Qty.</i>	<i>Description</i>
10	105-3791	1	Inlet Manifold ASM
20	98-9609	1	Gasket-Manifold, Inlet
30	98-7605	3	Bolt
40	98-9353	1	Bolt
50	105-3797	2	Bolt
60	98-7769	4	Stud
70	98-9588	6	Stud
80	98-9610	1	Gasket
90	107-9093	1	Manifold-Exhaust
100	98-9665	6	Nut



## Fuel Filter and Pump, Muffler Gasket and Operator

<i>Ref.</i>	<i>Part Number</i>	<i>Qty.</i>	<i>Description</i>
10	98-7612	1	Filter-Fuel
20	99-8343	1	Gasket-Muffler
30	107-0122	1	Pump-Fuel, Electric
40	99-8954	1	Manual-Kubota



19449-018-10

## Gasket Kit

<i>Ref.</i>	<i>Part Number</i>	<i>Qty.</i>	<i>Description</i>
10	107-9094	1	Upper Gasket Kit
130	107-9095	1	Lower Gasket Kit



**Count on it.**