



**Count on it.**

**Parts Catalog**

**Z Master® Professional 7000  
Series Riding Mower**

**With 72in TURBO FORCE® Side Discharge  
Mower**

Model No. 74274—Serial No. 313000001 and Up



# Ordering Replacement Parts

To order replacement parts, please supply the part number, the quantity, and the description of each part desired.

## Understanding Reference Numbers

Each identified part in an illustration has a reference number. The reference number for a part also appears in the parts list, along with other information about the part.

This catalog uses two special reference number formats, one to indicate parts in a service assembly and another to indicate the quantity of a given part in an illustration.

## Service Assembly Reference Numbers

Parts in service assemblies have reference numbers in the form a:b. The a represents the reference number of the entire service assembly and the b represents a sequential number unique to each part within the service assembly.

For example, a wheel assembly might be identified by reference number 6, the tire by 6:1, the valve by 6:2, and the wheel by 6:3. When you order the assembly identified by reference number 6, you receive all parts identified by reference numbers 6:1, 6:2, and 6:3. However, you may also order any part individually. Reference numbers of this type appear in illustration and in parts lists.

## Reference Numbers Indicating Quantity

In an illustration, if a reference number indicates more than one part, the reference number has the form nX y. The n represents the quantity of the part, the X is the multiplication symbol, and the y represents the reference number.

For example, in an illustration, the reference number 2X 37 means that two of the parts identified by reference number 37 are indicated.

# List of Abbreviations

**AR:** as required

**ASM:** assembly

**BBC:** blade brake control

**BHTF:** button head thread forming

**CARR:** carriage

**CCW:** counter clockwise

**CW:** clockwise

**DEG:** degrees

**DPA:** Dual Point Adjustment

**ECM:** electronic control module

**EXT:** external

**FH:** flat head

**GA:** gauge

**HD:** heavy-duty

**HF:** hex flange

**HH:** hex head

**HHF:** hex head flange

**HHFTF:** hex head flange thread forming

**HJ:** hex jam

**HLH:** hex lag head

**HOC:** height-of-cut

**HSBH:** hex socket button head

**HSFH:** hex socket flat head

**HSH:** hex socket head

**HWH:** hex washer head

**HWHTF:** hex washer head thread forming

**HYD:** hydraulic

**LH:** left hand

**LP:** Liquefied Petroleum Gas

**LPG:** Liquefied Petroleum Gas

**NI:** nylon insert

**NPTF:** national pipe thread fine

**PFH:** phillips flat head

**PPH:** phillips pan head

**PPHTF:** phillips pan head thread forming

**PRH:** phillips round head

**PTH:** phillips truss head

**PTO:** power-take-off

**RH:** right hand

**ROPS:** roll-over protection system

**RRB:** rear roller brush

**SFH:** slotted fillister head

**SHH:** slotted hex head

**SHWH:** slotted hex washer head

**SPH:** slotted pan head

**SQH:** square head

**SRH:** slotted round head

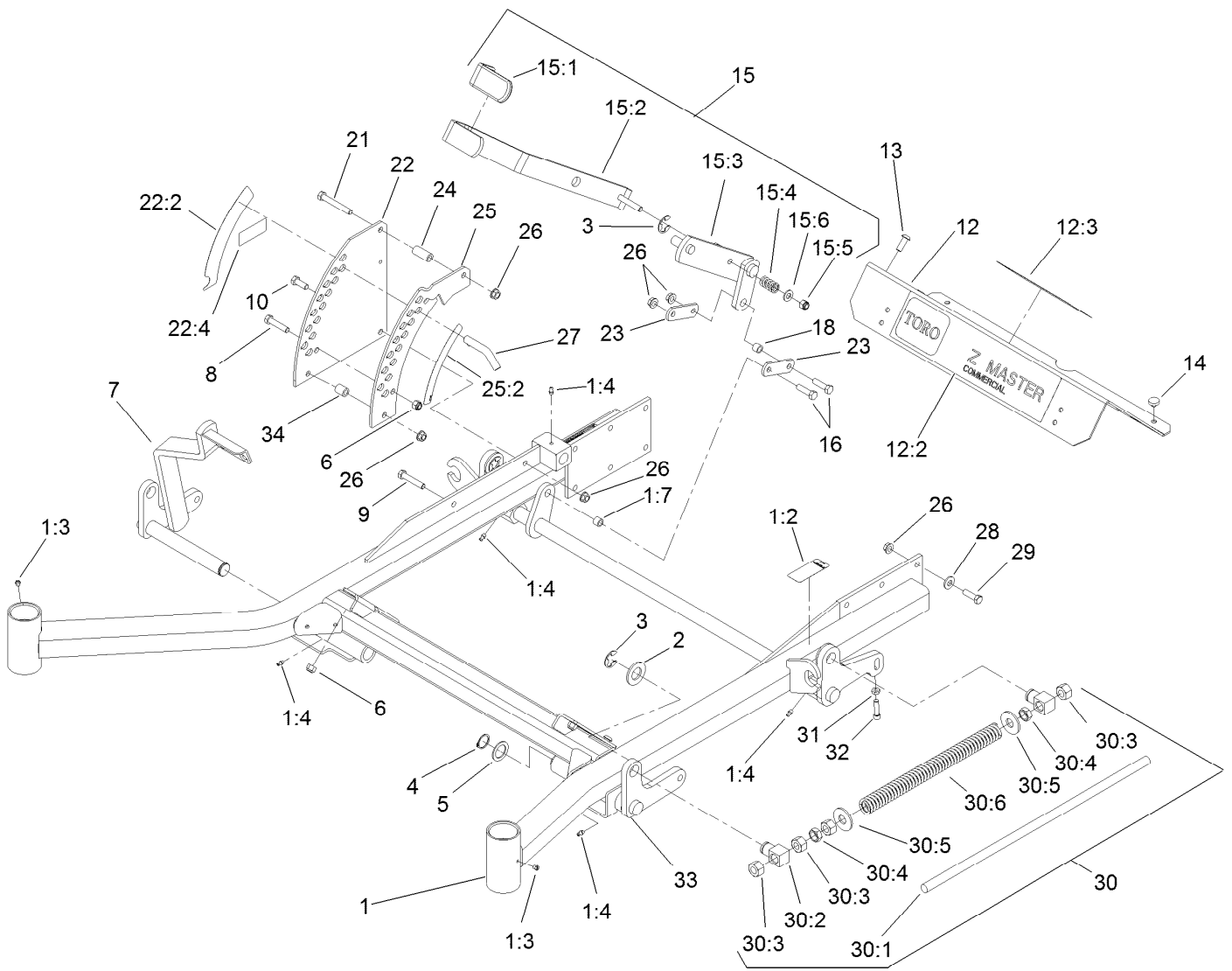
**STD:** standard

**TAP:** self tapping

**TTH:** torx truss head

# Contents

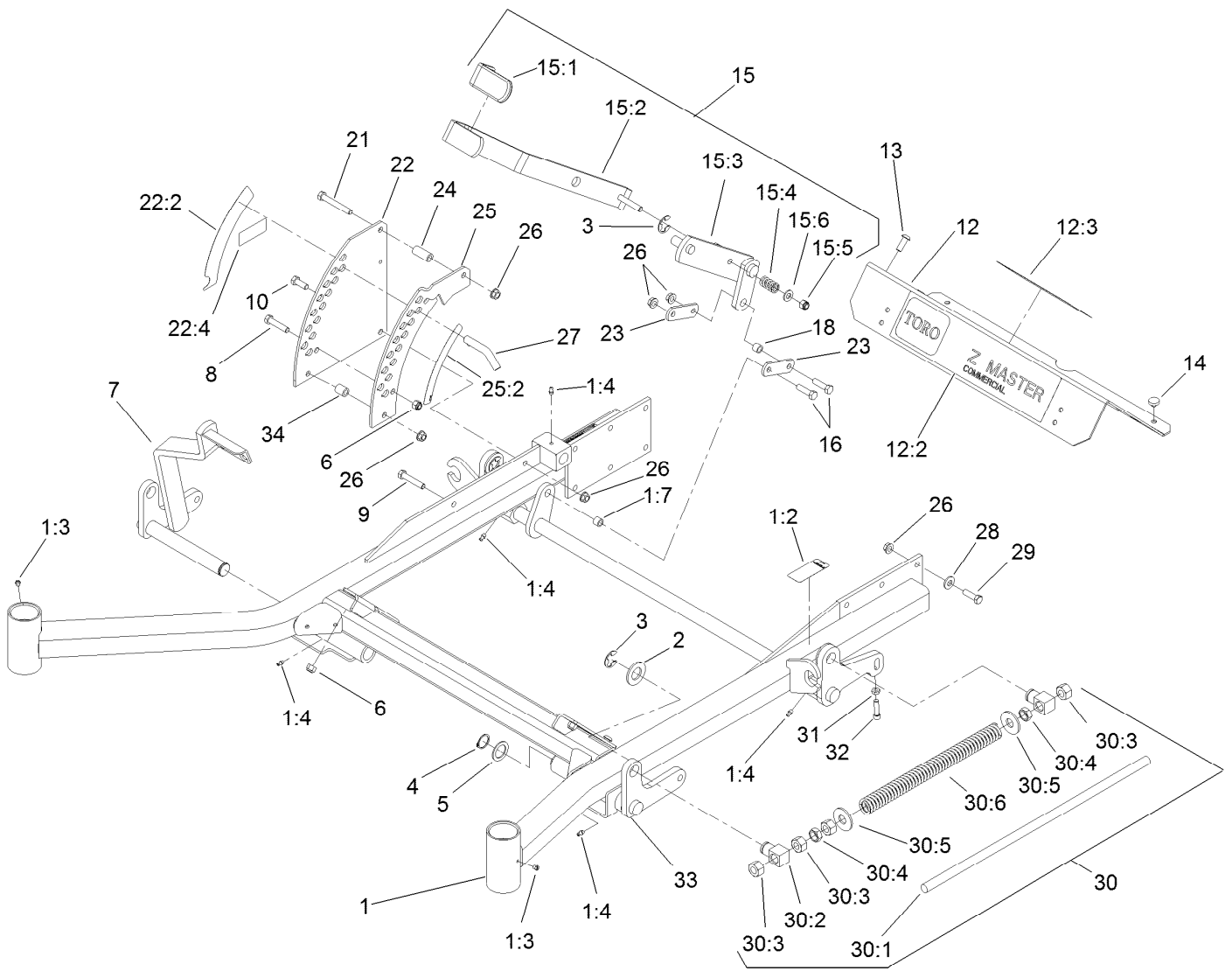
Front Frame Assembly	4
Caster Wheel and Fork Assembly	6
Traction Frame and Floor Pan Assembly	7
Seat and Roll-Over Protection System Assembly	8
Seat Assembly No. 125-3107	9
Roll-Over Protection System Assembly No. 117-3866	10
Main Frame and Rear Wheel Assembly	11
Hydro Control Assembly	13
Engine, Exhaust and Air Intake Assembly	14
Air Cleaner Assembly No. 93-2190	15
Hydro and Gearbox Assembly	16
Gearbox Assembly No. 107-9887	18
Hydraulic Tank, Pump and Motor Assembly	19
Tandem Pump Assembly No. 107-9885	21
Hydraulic Motor Assembly No. 112-8357 (CCW)	22
Hydraulic Motor Assembly No. 112-8358 (CW)	23
Hydraulic Hose Assembly	24
Fuel System and Throttle Control Assembly	25
Fuel Line Assembly	27
Engine Housing Assembly	28
Cooling System Assembly	30
Hood Assembly	31
Deck Connection Assembly	32
Deck Assembly	33
Spindle Assembly No. 119-8500	35
Deck Decal Assembly No. 114-4483	36
Rubber Deflector Assembly No. 108-2792	37
Lever Assembly No. 107-1664	38
Electrical Assembly	39
Crankcase Assembly	41
Oil Pan Assembly	42
Cylinder Head Assembly	43
Gear Case and Oil Filter Cartridge Assembly	44
Cylinder Head Cover Assembly	45
Dipstick, Guide and Oil Pump Assembly	46
Main Bearing Case Assembly	47
Cam Shaft and Idle Gear Assembly	48
Piston and Crankshaft Assembly	49
Flywheel and Fuel Camshaft Assembly	50
Idle Apparatus and Stop Solenoid Assembly	51
Injection Pump and Governor Assembly	52
Speed Control Plate Assembly	53
Nozzle Holder Assembly	54
Nozzle Holder and Glow Plug Assembly	56
Alternator, Pulley and Fuel Pump Cover Assembly	57
Alternator Components Assembly	58
Starter Assembly	59
Starter Components Assembly	60
Water Flange and Thermostat Assembly	61
Valve and Rocker Arm Assembly	62
Inlet and Exhaust Manifold Assembly	63
Upper and Lower Gasket Kits	64
Attachments and Accessories	65



## Front Frame Assembly

Ref.	Part Number	Qty.	Description	Ref.	Part Number	Qty.	Description
1	114-1248	1	Frame ASM	14	1-513658	2	Bumper
1:2	107-1857	1	Decal-Brake, Parking	15	110-5860	1	Deck Lift Handle ASM
1:3	1-811010	2	Plug	15:1	1-633295	1	Grip-Lever, Lift
1:4	302-19	5	Fitting-Grease	15:2	103-2083-03	1	Lever-Lift
1:7	103-1918	1	Bushing	15:3	103-2064-03	1	Arm-Lift, Deck
2	3256-29	4	Washer-Flat	15:4	1-633325	1	Spring-Compression
3	32151-103	5	Ring-Retaining, EXT	15:5	3296-39	1	Nut-Lock, NI
4	32151-29	2	Ring-Retaining	15:6	3256-24	1	Washer-Flat
5	1-523157	2	Washer-Spacer	16	323-29	2	Screw-HH
6	3296-39	5	Nut-Lock, NI	18	103-1918	1	Bushing
7	108-7786-01	1	Lift-Deck, RH Front	21	323-11	1	Screw-HH
8	323-9	1	Screw-HH	22	117-0366	1	Plate-HOC, Outer
9	323-10	1	Screw-HH	22:2	107-1860	1	Decal-Height, Deck
10	323-5	1	Screw-HH	22:4	117-2718	1	Decal-Arrester, Spark
12	106-9981	1	Footrest	23	1-633068	2	Arm-Lift, Deck
12:2	121-7558	1	Decal	24	1-633082	1	Bushing-Lever, Lift
12:3	107-2112	1	Decal-Warning	25	117-0369	1	Plate-HOC, Inner
13	3274-94	4	Screw-HSBH	25:2	107-1861	1	Decal-Height, Deck

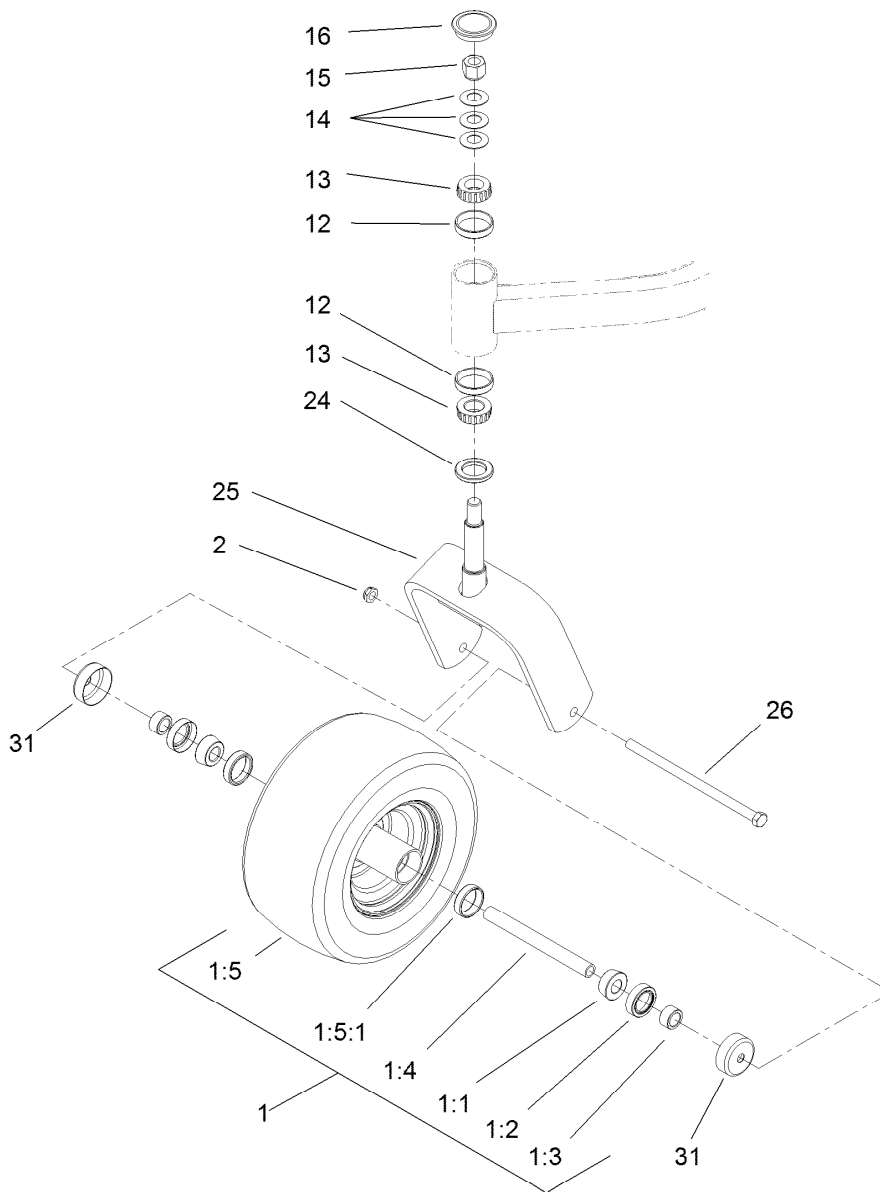
● Not serviced separately



## Front Frame Assembly (continued)

Ref.	Part Number	Qty.	Description	Ref.	Part Number	Qty.	Description
26	3290-357	17	Nut-HHF, Whiz	30:4	3218-6	3	Nut-Jam
27	109-8757	1	Pin-HOC	30:5	3256-7	2	Washer-Flat
28	98-5975	12	Washer-Belleville	30:6	1-643015	1	Spring-Support, Deck
29	323-7	12	Screw-HH	31	3218-2	2	Nut-Jam
30		2	Front Frame Spring ASM ●	32	3274-18	2	Screw-HSH
30:1	1-633096	1	Rod-Lift, Deck	33	106-8984-01	1	Lift-Deck, LH
30:2	1-633441	2	Swivel-Deck Mount, Rear	34	1-633080	1	Bushing-Lever, Lift
30:3	3217-11	3	Nut-Hex				

● Not serviced separately

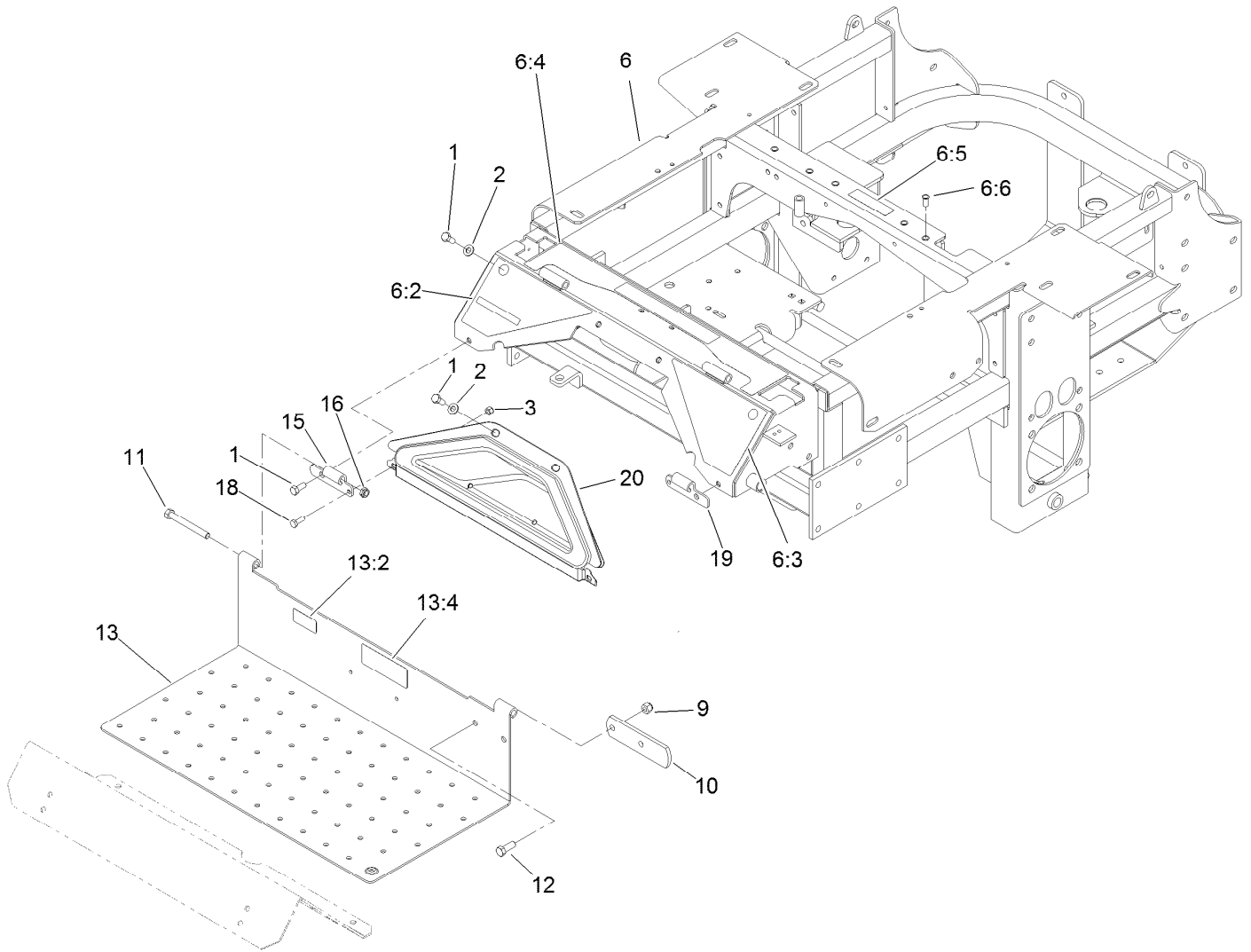


## Caster Wheel and Fork Assembly

Ref.	Part Number	Qty.	Description	Ref.	Part Number	Qty.	Description
1	109-9125	2	Wheel And Tire ASM	13	254-94	4	Bearing-Cone, Tapered
1:1	1-633585	2	Bearing-Cone, Taper	14	1-633508	6	Washer-Bellville
1:2	103-0063	2	Seal-Caster	15	3296-51	2	Nut-Lock, NI
1:3	103-3051	2	Spacer-Nut ■	16	103-4882	2	Cap-Grease
1:4	103-5156	1	Axle-Caster	24	116-5647	2	Seal-Grease
1:5		1	Wheel And Tire ASM ●	25	116-6707-01	2	Caster
1:5:1	1-633584	1	Bearing-Cup	26	325-39	2	Screw-HH
2	3296-45	2	Nut-Lock, NI	31	103-2768	4	Guard-Seal
12	254-72	4	Bearing-Cup, Tapered				

● Not serviced separately

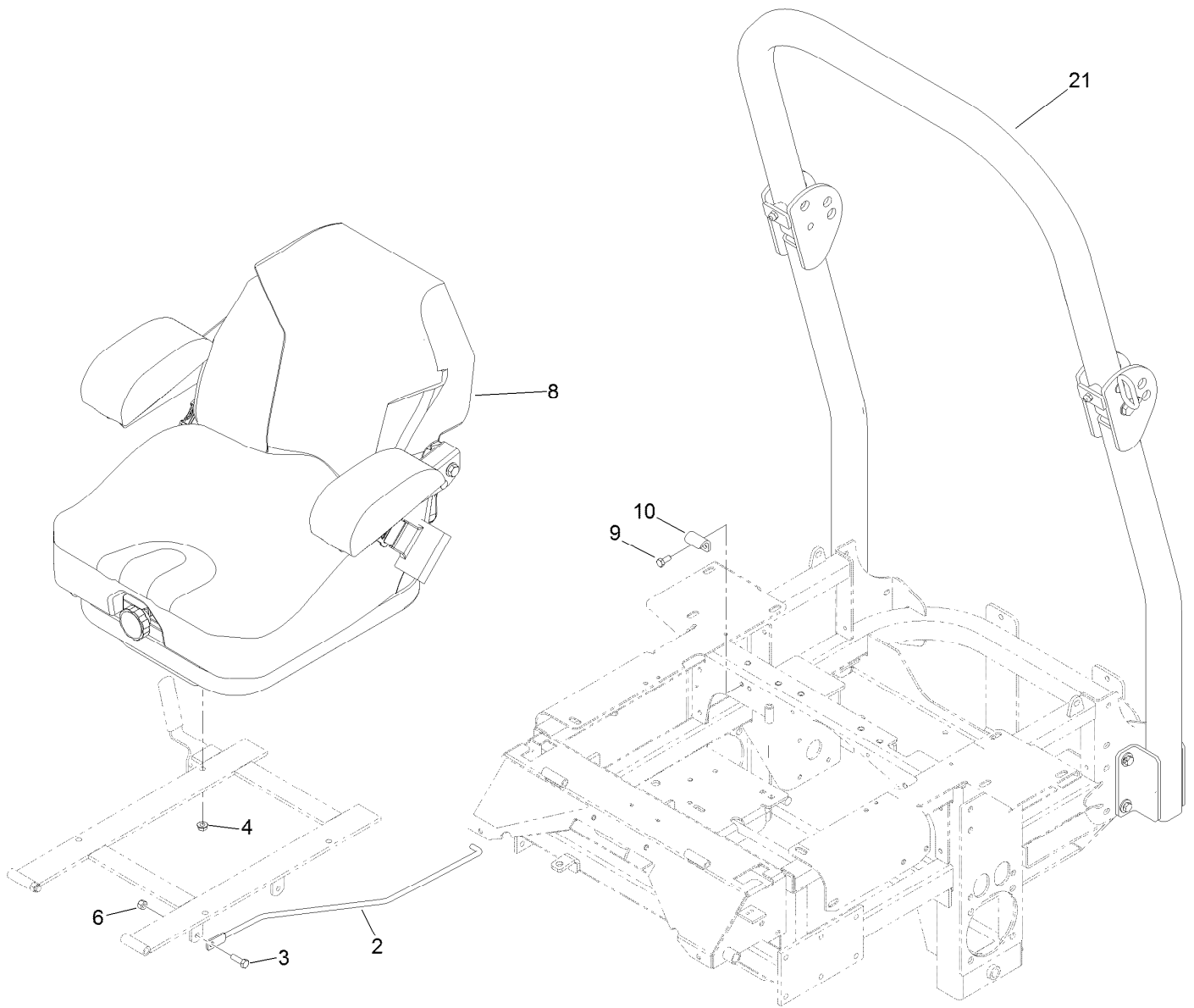
■ Use Pro-Lock, Nut Type (P/N 1-840022, .5ml tube) on threads.



## Traction Frame and Floor Pan Assembly

<i>Ref.</i>	<i>Part Number</i>	<i>Qty.</i>	<i>Description</i>
1	322-43	6	Screw-HH
2	3256-70	4	Washer-Flat
3	3296-42	2	Nut-Lock, NI
6	114-8194	1	Traction Frame ASM
6:2	106-9989	1	Decal-Warning
6:3	106-7492	1	Decal-Danger
6:4	110-0819	1	Decal-Console, Top
6:5	98-5954	1	Decal-Missing Cover
6:6	32148-11	5	Insert-Threaded
9	3296-39	2	Nut-Lock, NI
10	1-633964-03	1	Stop-Brake, Park

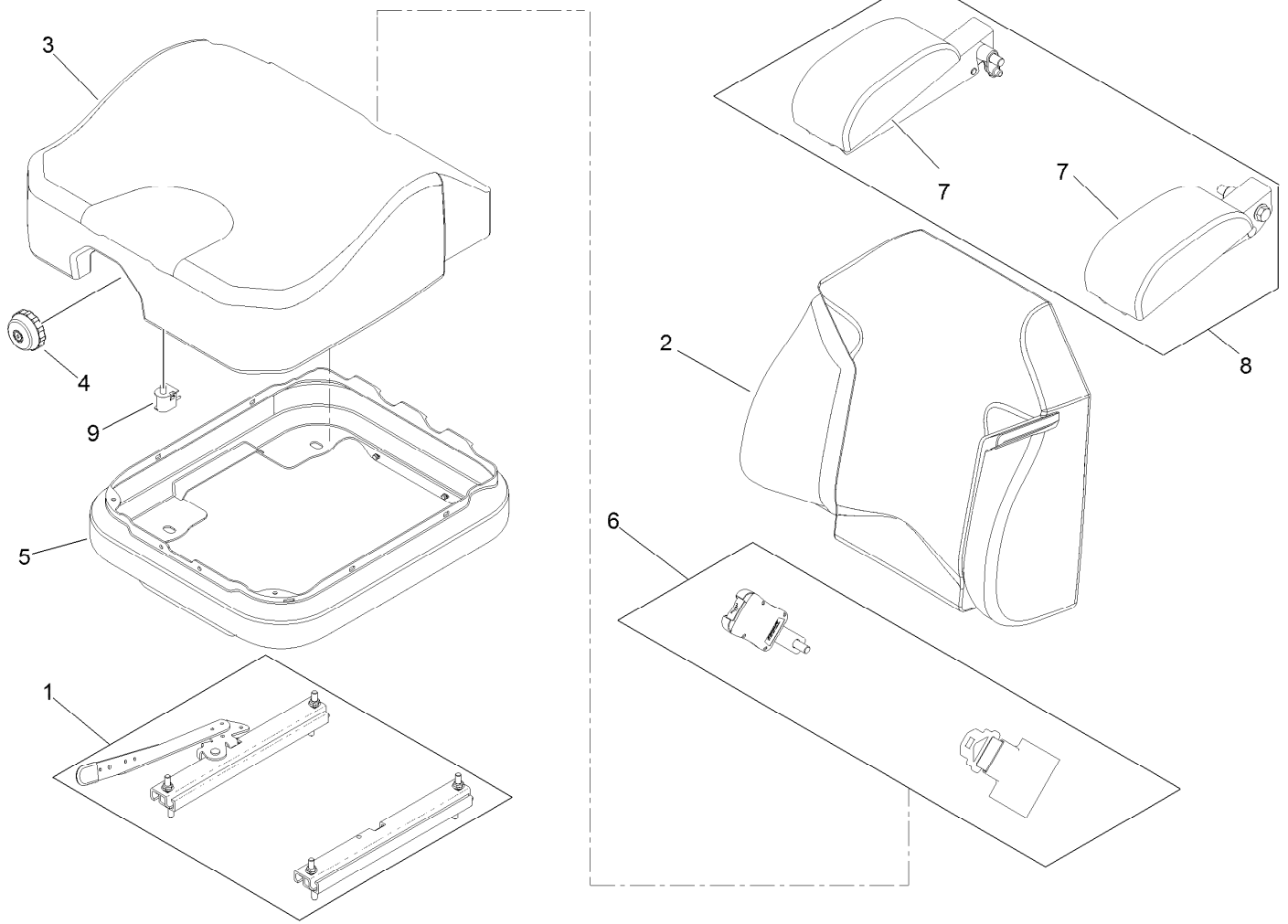
<i>Ref.</i>	<i>Part Number</i>	<i>Qty.</i>	<i>Description</i>
11	323-20	2	Screw-HH
12	323-6	2	Screw-HH
13	115-3852	1	Floor Pan ASM
13:2	98-4387	1	Decal-Protection, Ear
13:4	121-7559	1	Decal-Diesel, Bio-Ready
15	106-7488-03	1	Hinge-Floorpan, LH
16	3296-59	2	Nut-Lock, NI
18	321-4	2	Screw-HH
19	106-7489-03	1	Hinge-Floorpan, RH
20	106-7498	1	Pocket



## Seat and Roll-Over Protection System Assembly

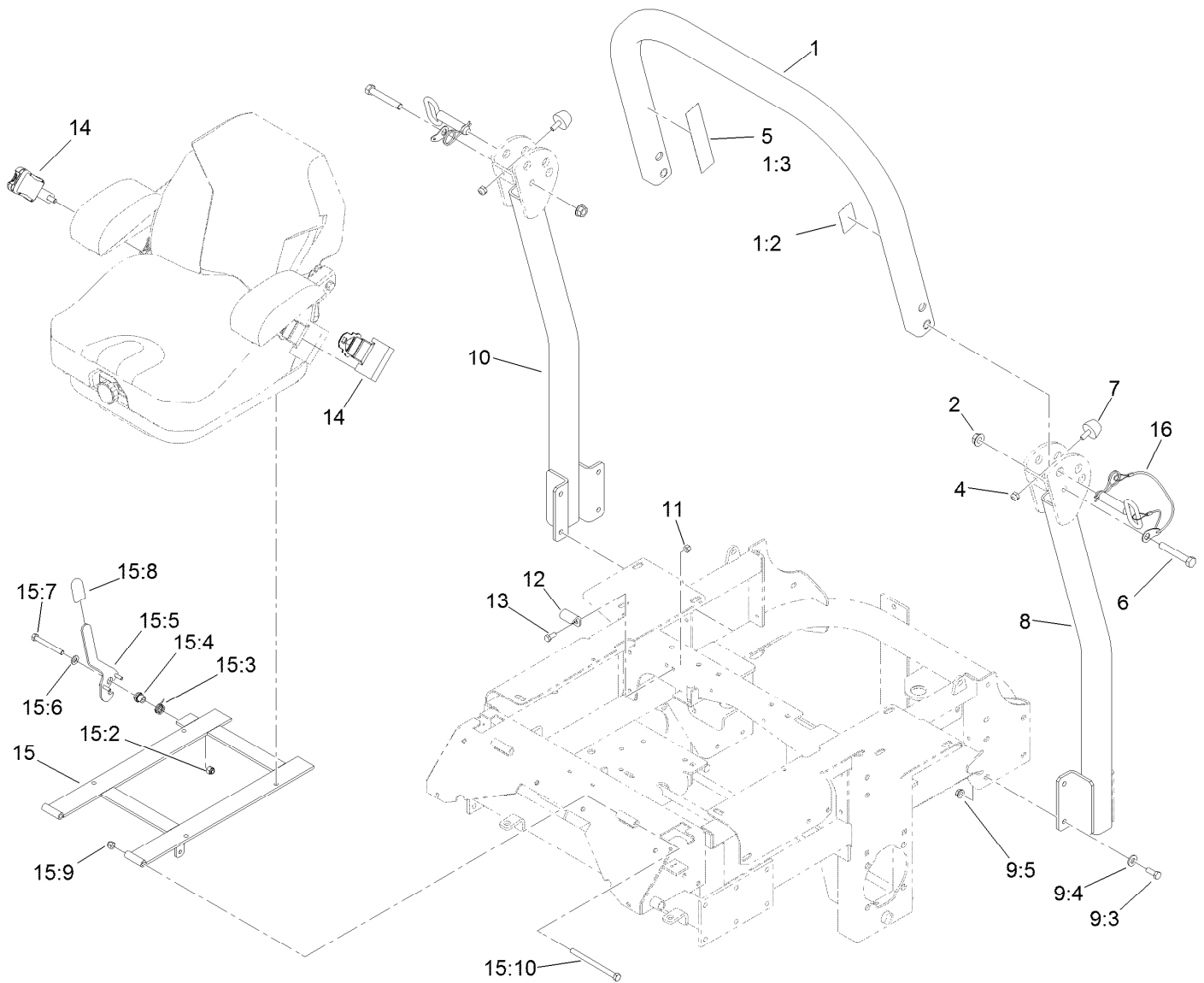
<i>Ref.</i>	<i>Part Number</i>	<i>Qty.</i>	<i>Description</i>
2	108-5341	1	Rod-Prop, Seat
3	322-5	1	Screw-HH
4	32128-20	4	Nut-HF
6	3296-29	3	Nut-Lock, NI
8	125-3107	1	Suspension Seat ASM
9	322-3	2	Screw-HH
10	107-3058	1	Catch-Latch, Seat
21	117-3866	1	ROPS Kit





## Seat Assembly No. 125-3107

<i>Ref.</i>	<i>Part Number</i>	<i>Qty.</i>	<i>Description</i>
1	116-8910	1	Seat Track Set
2	125-3112	1	Cover-Back
3	125-3111	1	Cover-Cushion
4	116-8911	1	Knob-Adjuster
5	116-5659	1	Cover-Suspension Bellows
6	109-9805	1	Seat Belt Kit
7	109-9802	1	Arm Rest Pad Set
8	109-9803	1	Arm Rest Set
9	82-2190	1	Switch-Bail

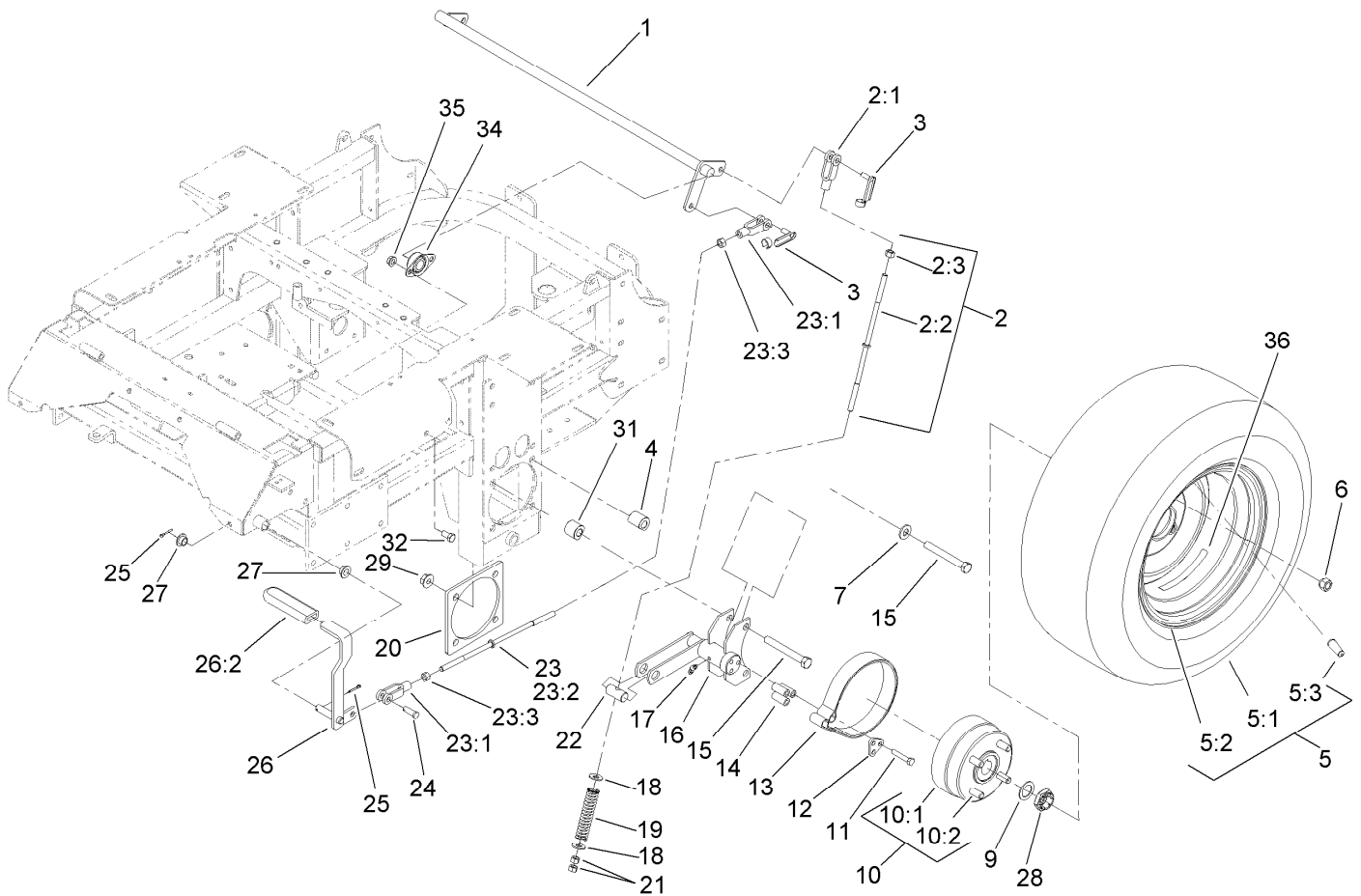


## Roll-Over Protection System Assembly No. 117-3866

Ref.	Part Number	Qty.	Description	Ref.	Part Number	Qty.	Description
1		1	Upper Tube ASM ■	11	3296-29	2	Nut-Lock, NI
1:2	107-2101	1	Decal-ROPS	12	107-3058	1	Catch-Latch, Seat
1:3	107-2102	1	Decal-Warning, Folding ROPS	13	322-3	2	Screw-HH
2	32128-23	2	Nut-HF	14	109-9805	1	Seat Belt Kit
4	3296-73	2	Nut-Lock, NI	15	110-0874	1	Seatframe ASM
5	107-3069	1	Decal-Warning, Folding ROPS	15:2	3296-39	1	Nut-Lock, NI
6	325-13	2	Screw-HH	15:3	107-0076	1	Spring-Torsion
7	109-2365	2	Bumper-Rubber	15:4	107-0075	1	Bushing-Latch, Seat
8		1	Tube-Support, LH ■	15:5	107-3083	1	Latch ASM
9		1	Bag-Bolt, ROPS ● ■	15:6	3256-24	1	Washer-Flat
9:3	323-6	8	Screw-HH	15:7	323-20	1	Screw-HH
9:4	98-5975	8	Washer-Belleville	15:8	103-4434	1	Grip-Lever
9:5	3290-357	8	Nut-HHF, Whiz	15:9	3296-39	2	Nut-Lock, NI
10		1	Tube-Support, RH ■	15:10	323-39	2	Screw-HH
				16	103-4553	2	Pin-Fold, ROPS

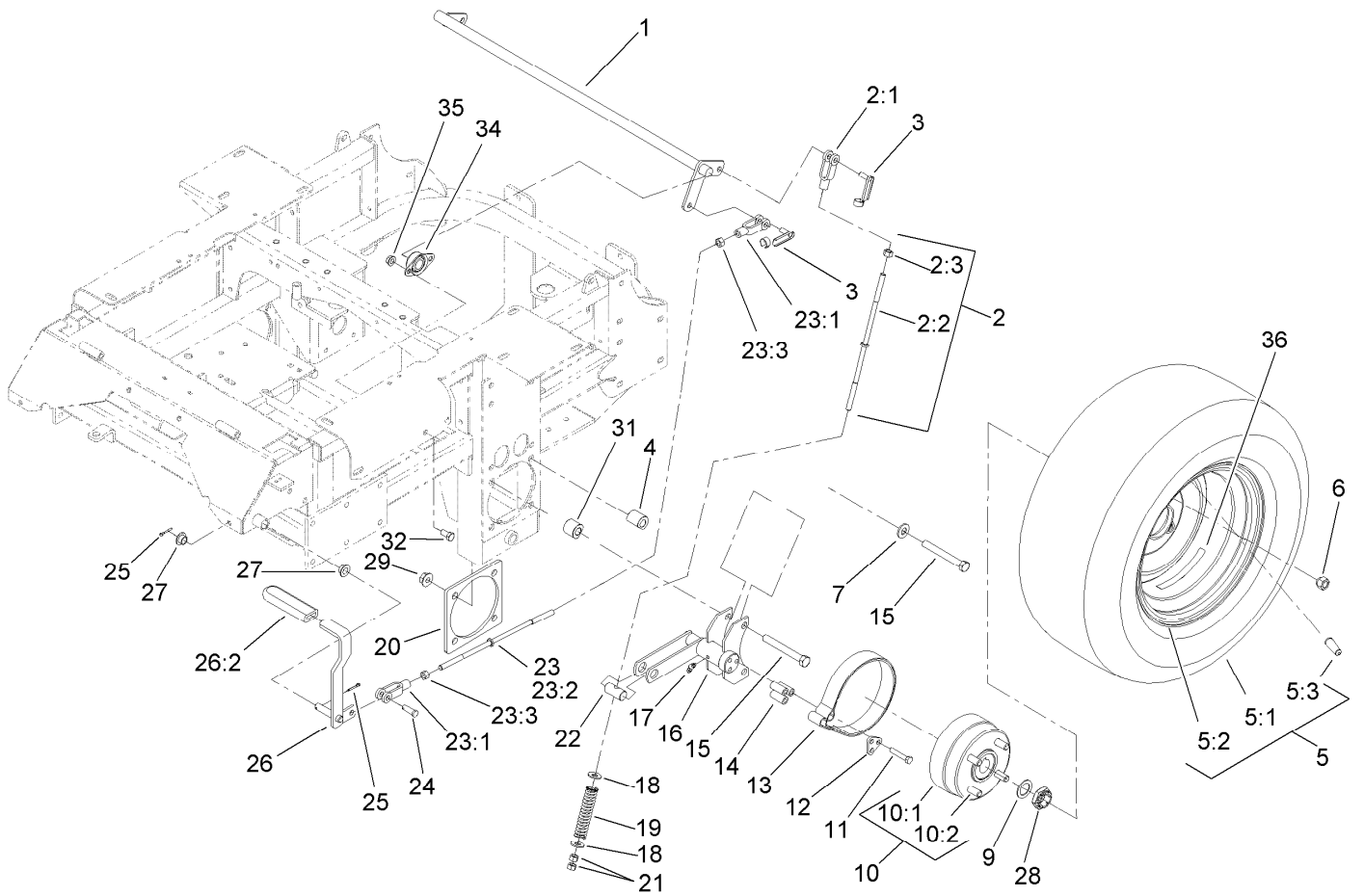
● Not illustrated

■ Not serviced separately



## Main Frame and Rear Wheel Assembly

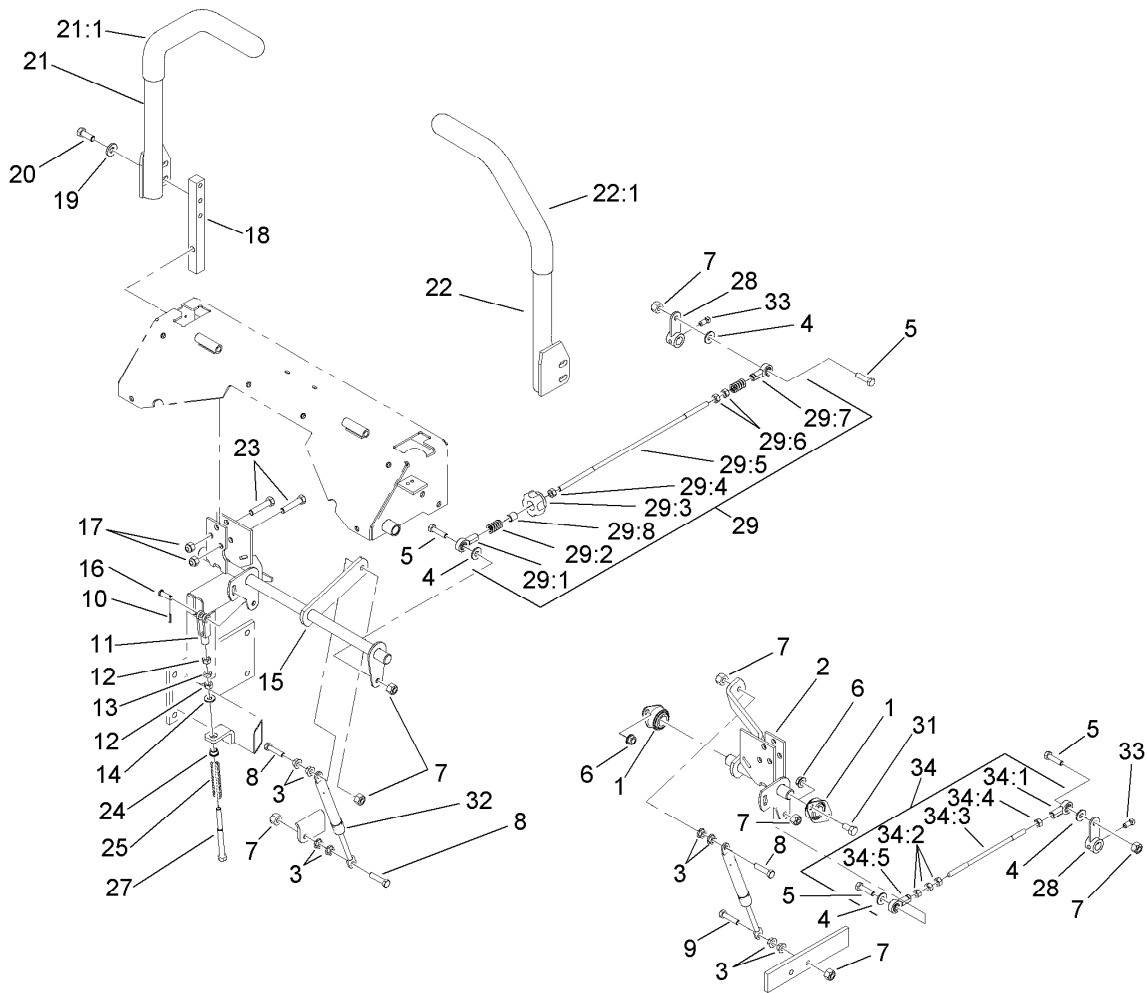
Ref.	Part Number	Qty.	Description	Ref.	Part Number	Qty.	Description
1	1-632217-03	1	Shaft-Brake	15	325-33	8	Screw-HH
2	108-5963	2	Brake Rod ASM	16	103-0354-03	2	Brake Bracket ASM
2:1	1-633131	1	Yoke-Linkage, Brake	17	1481	2	Fitting-Grease
2:2	108-5980	1	Rod-Brake	18	3256-4	4	Washer-Flat
2:3	3219-3	1	Nut-Hex	19	1-633454	2	Spring-Brake
3	103-2399	3	Pin-Spring, Clevis	20	103-3271-03	2	Plate-Reinforcement
4	109-5012	4	Spacer-Wheel, Long	21	3219-3	4	Nut-Hex
5	109-8972	2	Wheel And Tire ASM	22	1-633144	2	Pin-Trunion
5:1	1-633993	1	Tire	23	108-5962	1	Brake Rod ASM
5:2	109-3156	1	Rim	23:1	1-633131	2	Yoke-Linkage, Brake
5:3	232-27	1	Stem-Valve	23:2	1-633477	1	Rod-Brake
6	242-50	8	Nut-Lug	23:3	3219-3	2	Nut-Hex
7	87-7270	4	Washer-Thrust	24	1-808285	1	Pin-Clevis
9	1-523157	2	Washer-Spacer	25	3272-10	2	Pin-Cotter
10	103-0590	2	Hub And Wheel ASM	26	1-634500	1	Brake Lever ASM
10:1	103-0589	1	Wheel Hub ASM	26:2	1-633268	1	Grip-Lever
10:2	1-633926	4	Stud-Wheel	27	1-513140	2	Bearing-Control
11	322-9	6	Screw-HH	28	116-1399	2	Locknut
12	103-0374	2	Retainer-Band, Brake	29	32128-49	8	Nut-HHF
13	103-0355	2	Band-Brake	31	109-5011	4	Spacer-Wheel, Short
14	103-0384	6	Spacer	32	323-4	4	Screw-HH



## Main Frame and Rear Wheel Assembly (continued)

Ref.	Part Number	Qty.	Description
34	1-633102	2	Bearing-Flange, Side

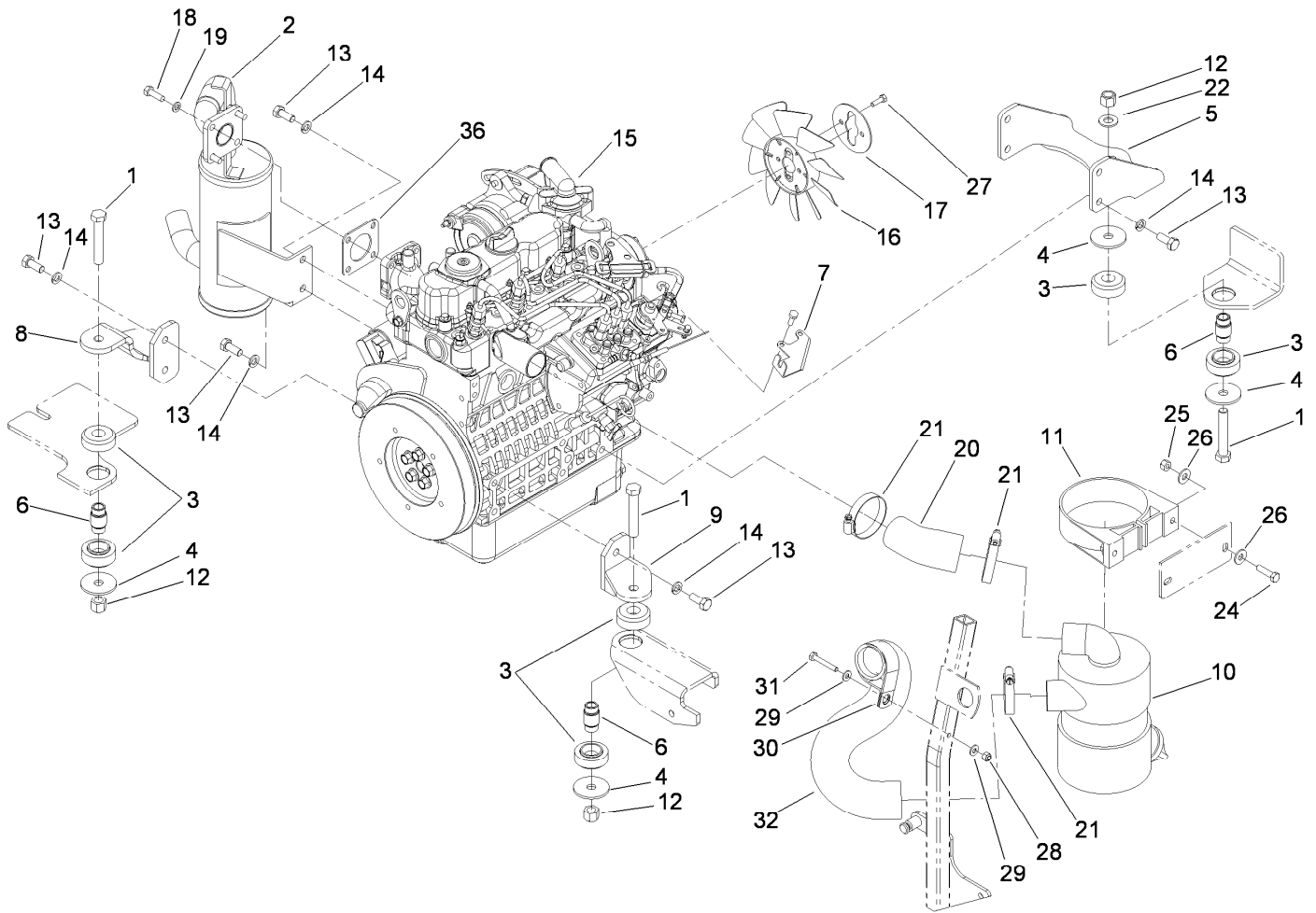
Ref.	Part Number	Qty.	Description
35	3290-357	4	Nut-HHF, Whiz
36	116-2643	2	Decal-Wheel Nut Torque



## Hydro Control Assembly

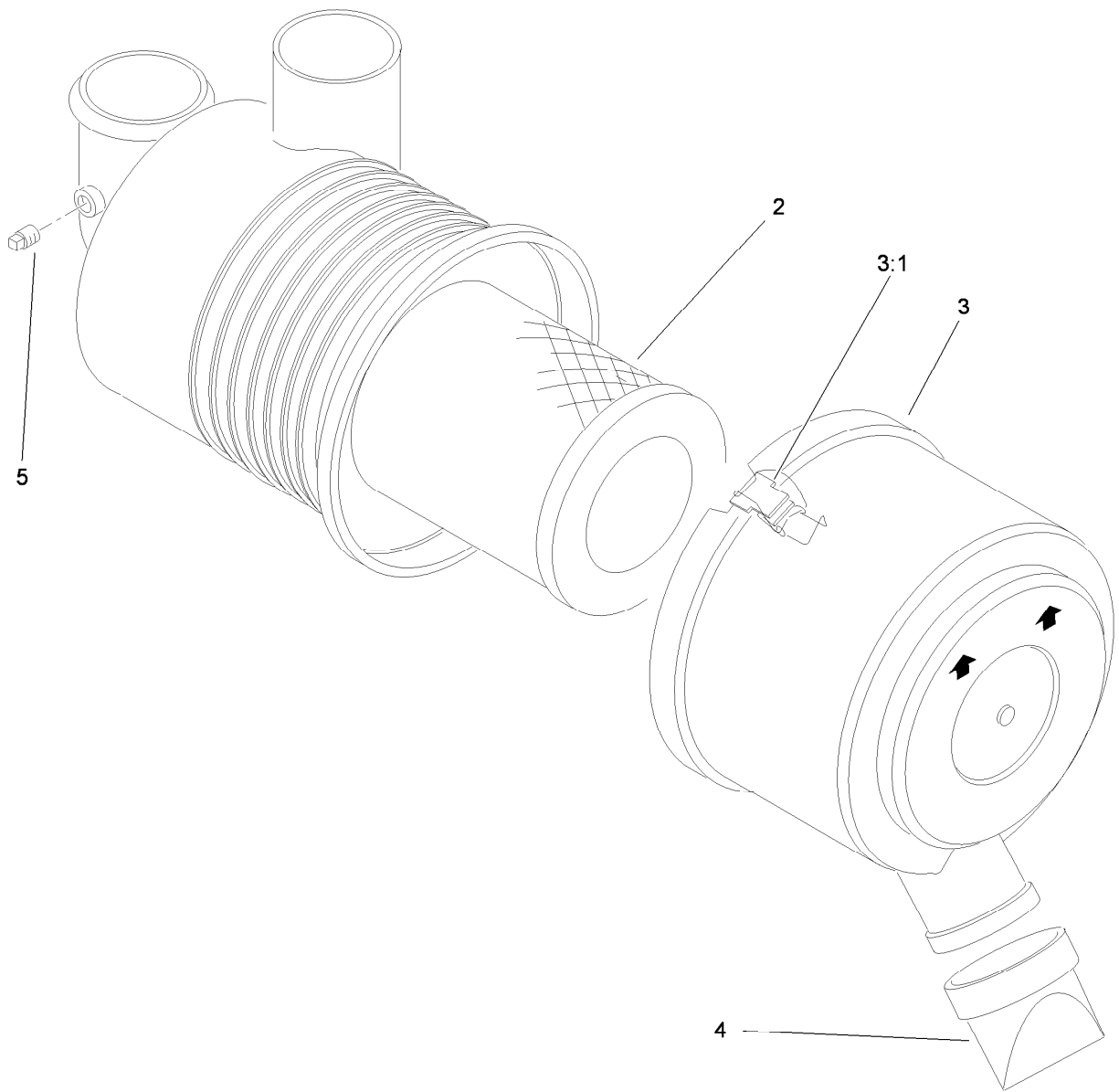
Ref.	Part Number	Qty.	Description
1	1-633102	4	Bearing-Flange, Side
2	107-3480	1	Control-Motion, LH
3	32128-20	10	Nut-HF
4	3256-3	4	Washer-Flat
5	322-6	4	Screw-HH
6	3290-357	6	Nut-HHF, Whiz
7	3296-29	8	Nut-Lock, NI
8	1-403180	3	Screw-HH
9	322-41	1	Screw-HH
10	3272-5	2	Pin-Cotter
11	1-303105	2	Yoke-Adjustable
12	3219-2	4	Nut-Hex
13	3220-2	2	Nut-Jam
14	3256-2	2	Washer-Flat
15	107-3481	1	Control-Motion, RH
16	1-808280	2	Pin-Clevis
17	3296-39	6	Nut-Lock, NI
18	103-0407	2	Arm-Shaft, Control
19	98-5975	4	Washer-Belleville
20	323-6	4	Screw-HH
21	108-7237	1	RH Lever ASM
21:1	106-9987	1	Grip-Control, Motion
22	108-7238	1	LH Lever ASM
22:1	106-9987	1	Grip-Control, Motion

Ref.	Part Number	Qty.	Description
23	323-9	6	Screw-HH
24	1-603735	2	Bushing-Flanged
25	1-603807	2	Spring-Return, Neutral
27	1-603737	2	Bolt-Return, Neutral
28	107-3470-03	2	Arm-Control, Hydraulic
29	107-3474	1	RH Control Rod ASM
29:1	1-543017	1	Balljoint-RH
29:2	1-323245	2	Spring-Compression
29:3	103-3060	1	Knob-Tracking
29:4	3219-2	1	Nut-Hex
29:5	107-3472	1	Rod-Control, RH
29:6	1-804524	2	Nut
29:7	1-633152	1	Balljoint-LH
29:8	103-1166	1	Spacer-Tube, Pump Link
31	323-4	6	Screw-HH
32	109-2339	2	Damper-Control, Motion
33	1-803022	2	Screw-Set
34	107-3475	1	LH Control Rod ASM
34:1	1-543017	1	Balljoint-RH
34:2	3219-2	3	Nut-Hex
34:3	107-3473	1	Rod-Control, LH
34:4	1-804524	1	Nut
34:5	1-633152	1	Balljoint-LH



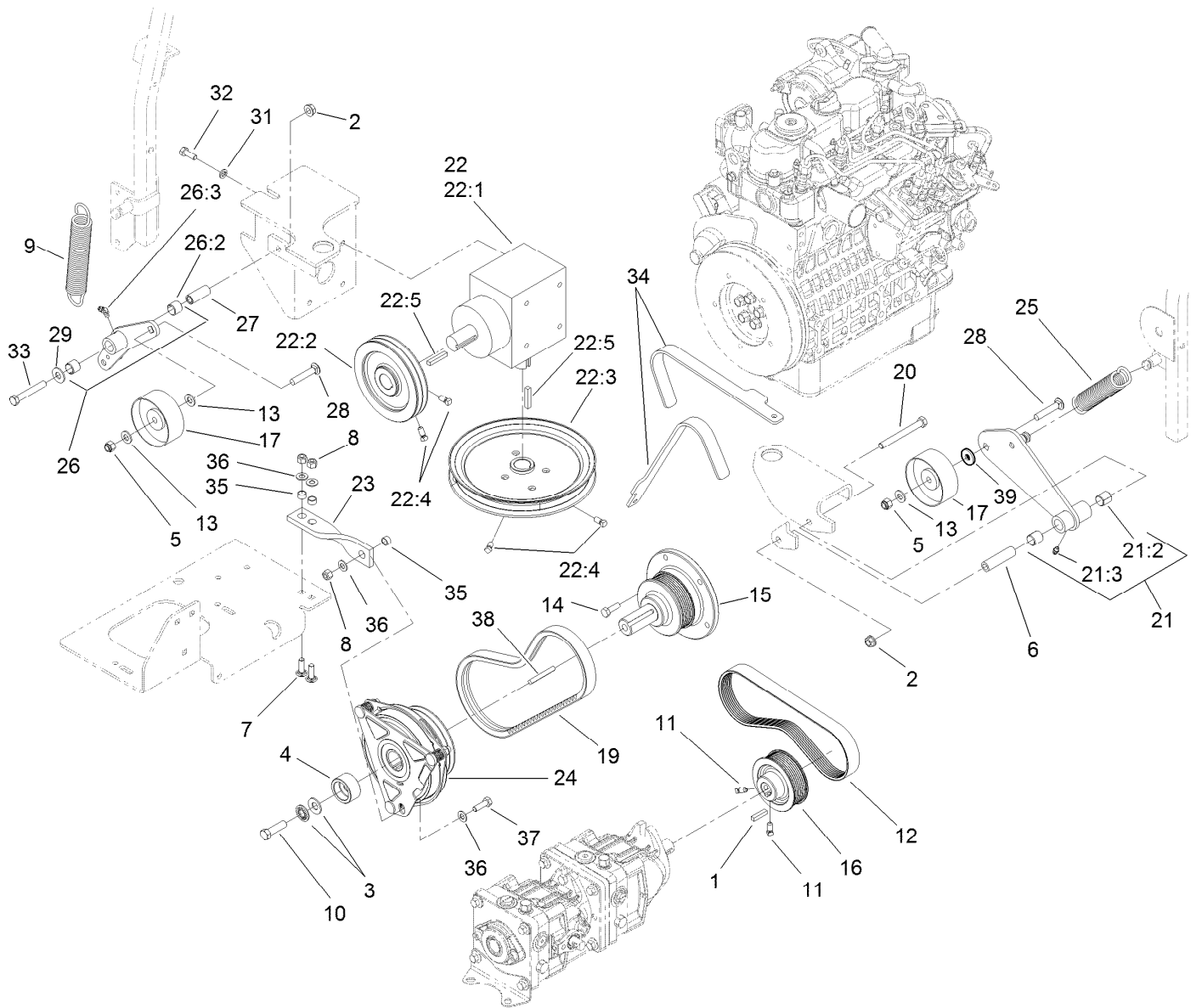
## Engine, Exhaust and Air Intake Assembly

Ref.	Part Number	Qty.	Description	Ref.	Part Number	Qty.	Description
1	325-12	3	Screw-HH	17	110-0816	1	Plate-Reactainer, Fan
2	107-9909	1	Muffler	18	33114-025	4	Screw-HH
3	107-9914	3	Mount-Isolation	19	3253-4	4	Washer-Lock
4	55-7960	4	Washer-Large	20	108-5371	1	Hose-Intake, Air Cleaner
5	107-9917-03	1	Bracket-Engine Mount, Rear	21	1-643009	3	Clamp-Hose
6	110-0300	3	Spacer	22	3256-26	1	Washer-Flat
7	112-2383	1	Bracket-Throttle	24	322-6	2	Screw-HH
8	107-9920-03	1	Support-Engine, RH	25	3296-29	2	Nut-Lock, NI
9	107-9930-03	1	Support-Engine, LH	26	3256-23	4	Washer-Flat
10	93-2190	1	Air Cleaner ASM	27	33113-020	2	Screw-HH
11	95-5806	1	Bracket-Mounting	28	3296-42	1	Nut-Lock, NI
12	3296-23	3	Nut-Lock, NI	29	3256-22	2	Washer-Flat
13	43-0090	10	Screw-HH	30	1-643241	1	Clip-Loom
14	42-9600	10	Washer-Lock, Spring	31	321-10	1	Screw-HH
15	114-8170	1	Engine-Kubota	32	108-5370	1	Hose-Intake, Engine
16	110-0814	1	Fan	36	99-8343	1	Gasket-Muffler



## Air Cleaner Assembly No. 93-2190

<i>Ref.</i>	<i>Part Number</i>	<i>Qty.</i>	<i>Description</i>
2	108-3811	1	Filter-Air
3	94-3652	1	Cover ASM
3:1	1-643283	2	Latch-Cleaner, Air
4	87-9400	1	Valve-Vacuator
5	285-17	1	Plug-Pipe

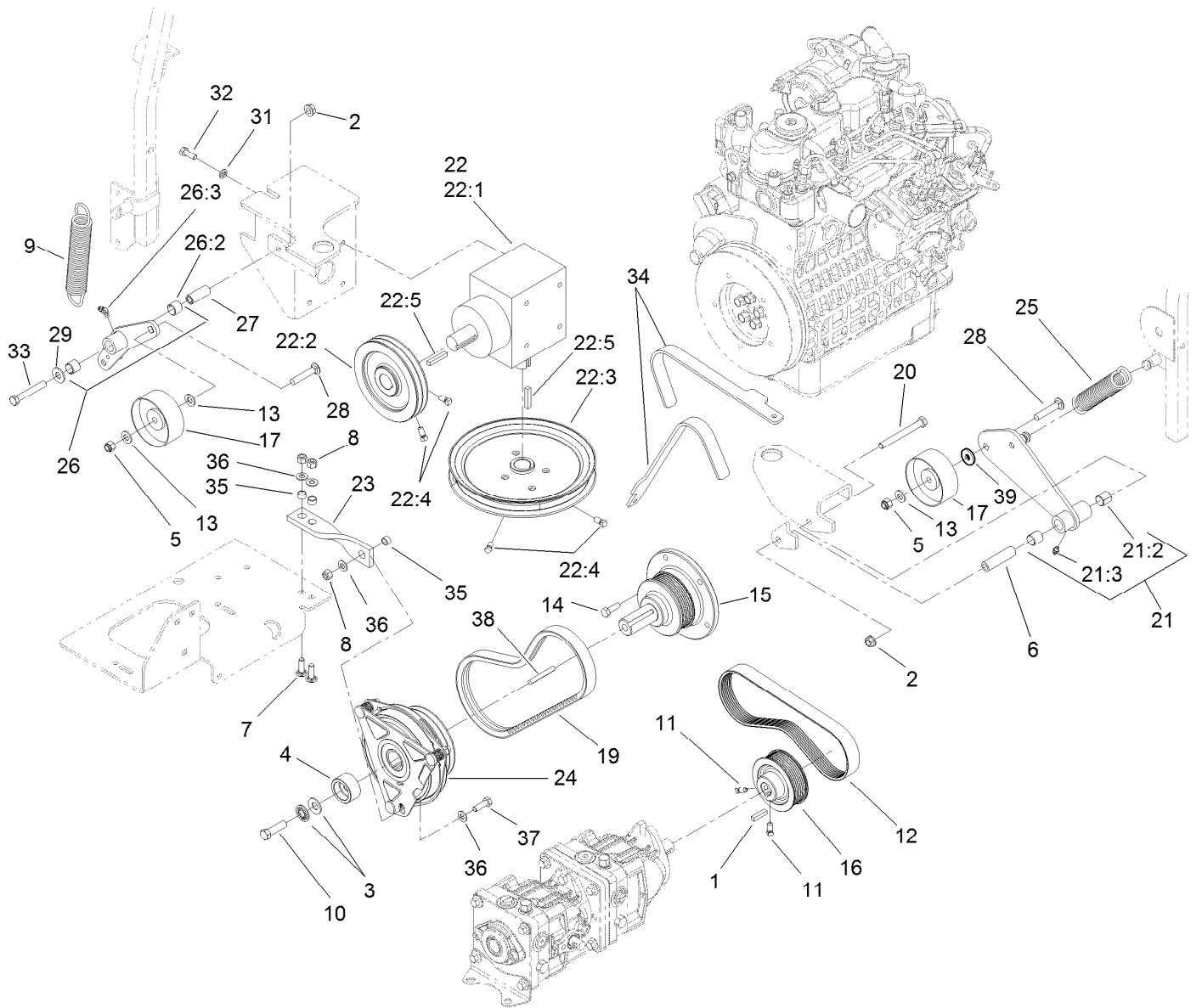


## Hydro and Gearbox Assembly

Ref.	Part Number	Qty.	Description	Ref.	Part Number	Qty.	Description
1	5-0698	1	Key	20	323-15	1	Screw-HH
2	3290-357	2	Nut-HHF, Whiz	21	108-5939	1	Pump Idler Arm ASM
3	1-603610	2	Washer-Spring	21:2	1-513034	2	Sleeve-Bearing
4	114-8152	1	Retainer-Clutch	21:3	302-5	1	Fitting-Grease
5	3296-39	2	Nut-Lock, NI	22		1	Gearbox ASM ●
6	1-603384	1	Bushing-Pivot, Idler	22:1	107-9887	1	Gearbox-90 DEG
7	3230-22	2	Screw-CARR	22:2	110-3862	1	Pulley
8	3296-29	3	Nut-Lock, NI	22:3	110-0892	1	Pulley
9	110-0822	1	Spring-Extension	22:4	1-803022	4	Screw-Set
10	3212-6	1	Screw-HH	22:5	67-7490	2	Key-Square
11	1-803022	2	Screw-Set	23	112-1781	1	Strap-Stop, Clutch
12	110-3865	1	Belt-V, Ribbed	24	112-2320	1	Clutch-Magnetic
13	3256-24	4	Washer-Flat	25	119-0394	1	Spring-Extension
14	33114-025	5	Screw-HH	26	112-2356	1	Gearbox Idler Arm ASM
15	112-2335	1	Stub Shaft	26:2	103-4681	2	Sleeve-Bearing
16	110-3864	1	Pulley	26:3	1481	1	Fitting-Grease
17	108-5910	2	Pulley-Flat	27	1-603044	1	Bushing
19	110-3866	1	Belt-V	28	3231-6	2	Screw-CARR

● Not serviced separately

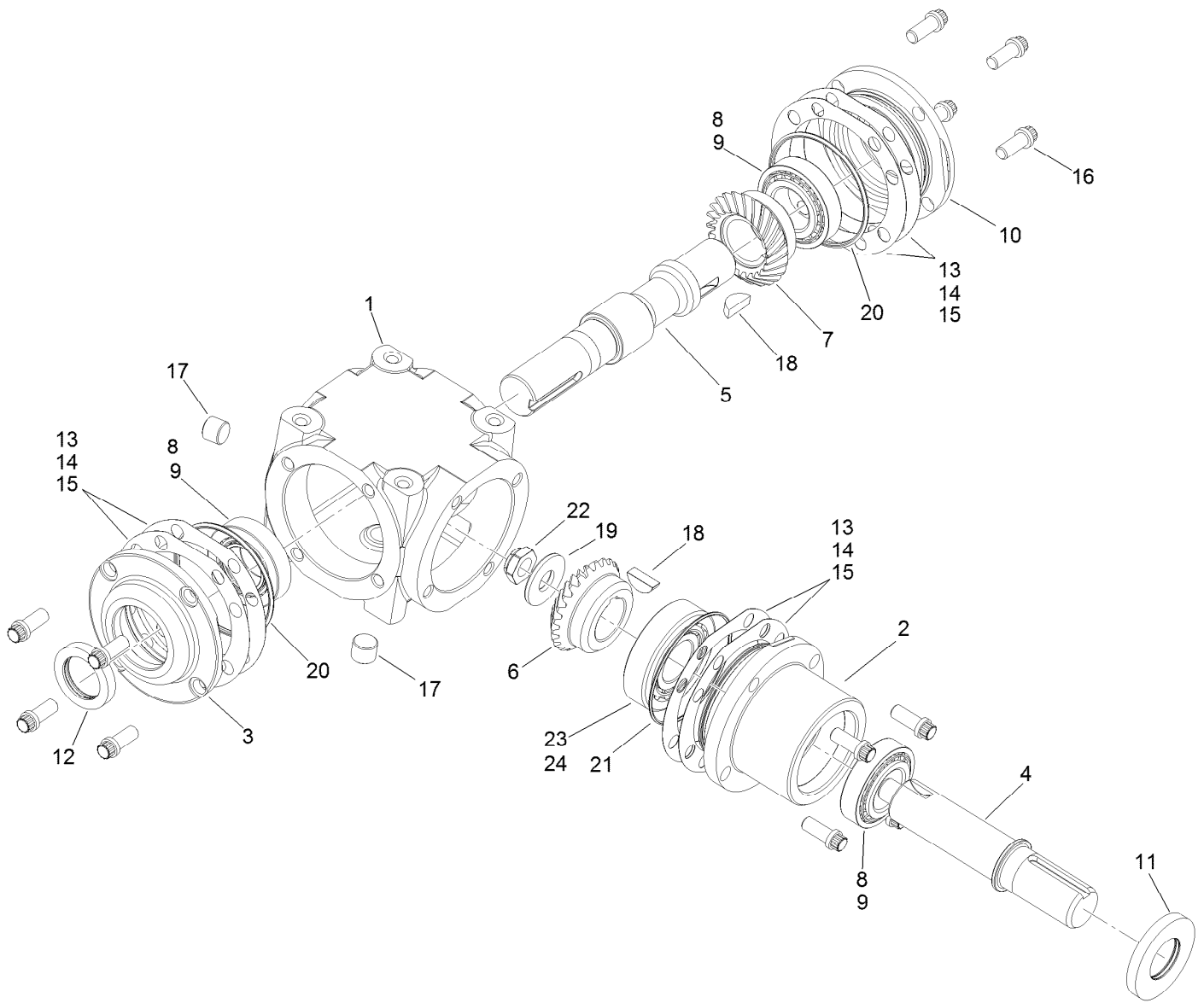




## Hydro and Gearbox Assembly (continued)

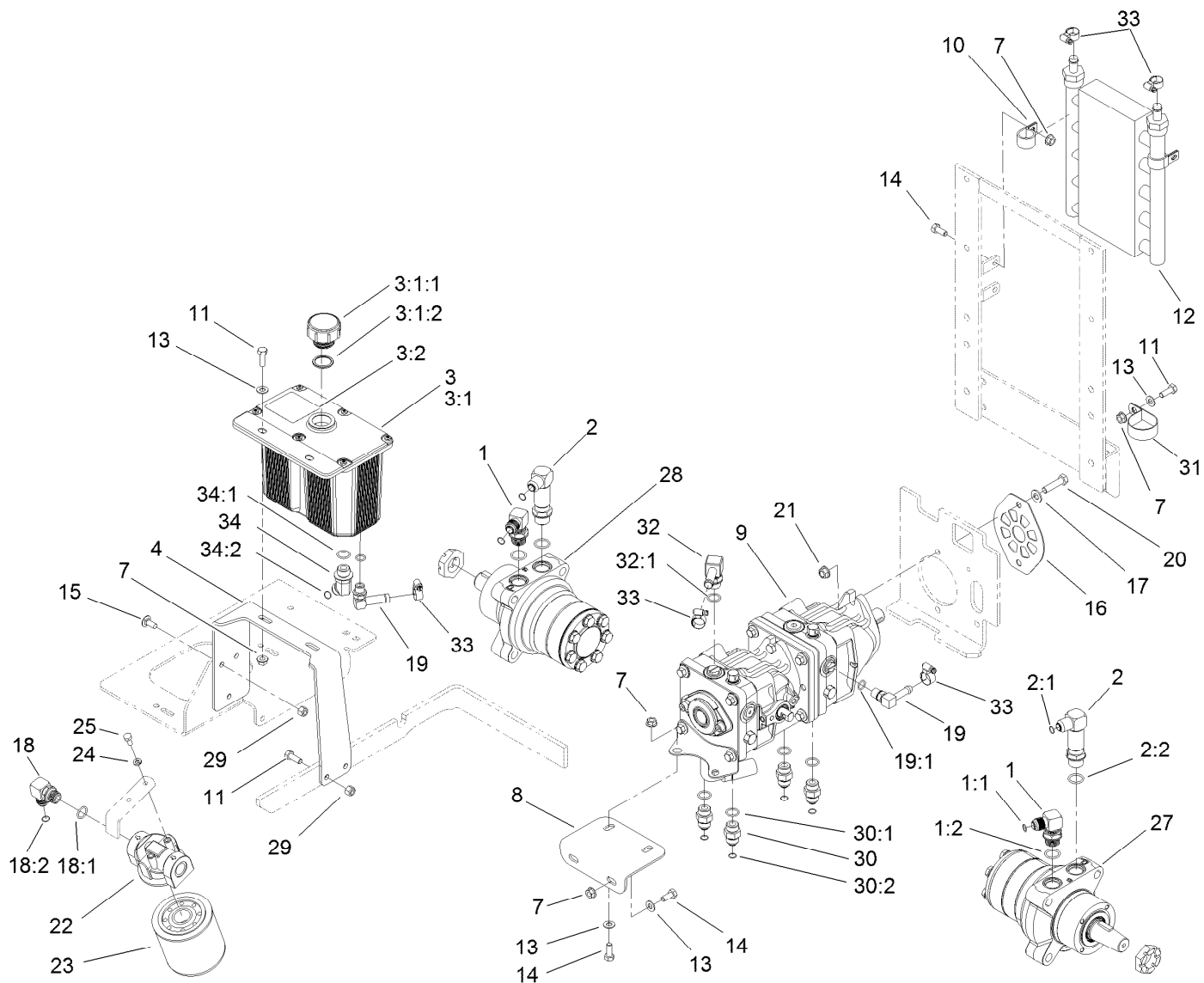
<i>Ref.</i>	<i>Part Number</i>	<i>Qty.</i>	<i>Description</i>	<i>Ref.</i>	<i>Part Number</i>	<i>Qty.</i>	<i>Description</i>
29	3256-4	1	Washer-Flat	35	65-9820	3	Spacer
31	3253-4	4	Washer-Lock	36	3256-23	4	Washer-Flat
32	322-4	4	Screw-HH	37	322-5	1	Screw-HH
33	323-12	1	Screw-HH	38	5-1336	1	Key-Square
34	110-0876	1	Tool-Alignment, Pulley	39	1-373034	1	Washer

● Not serviced separately



## Gearbox Assembly No. 107-9887

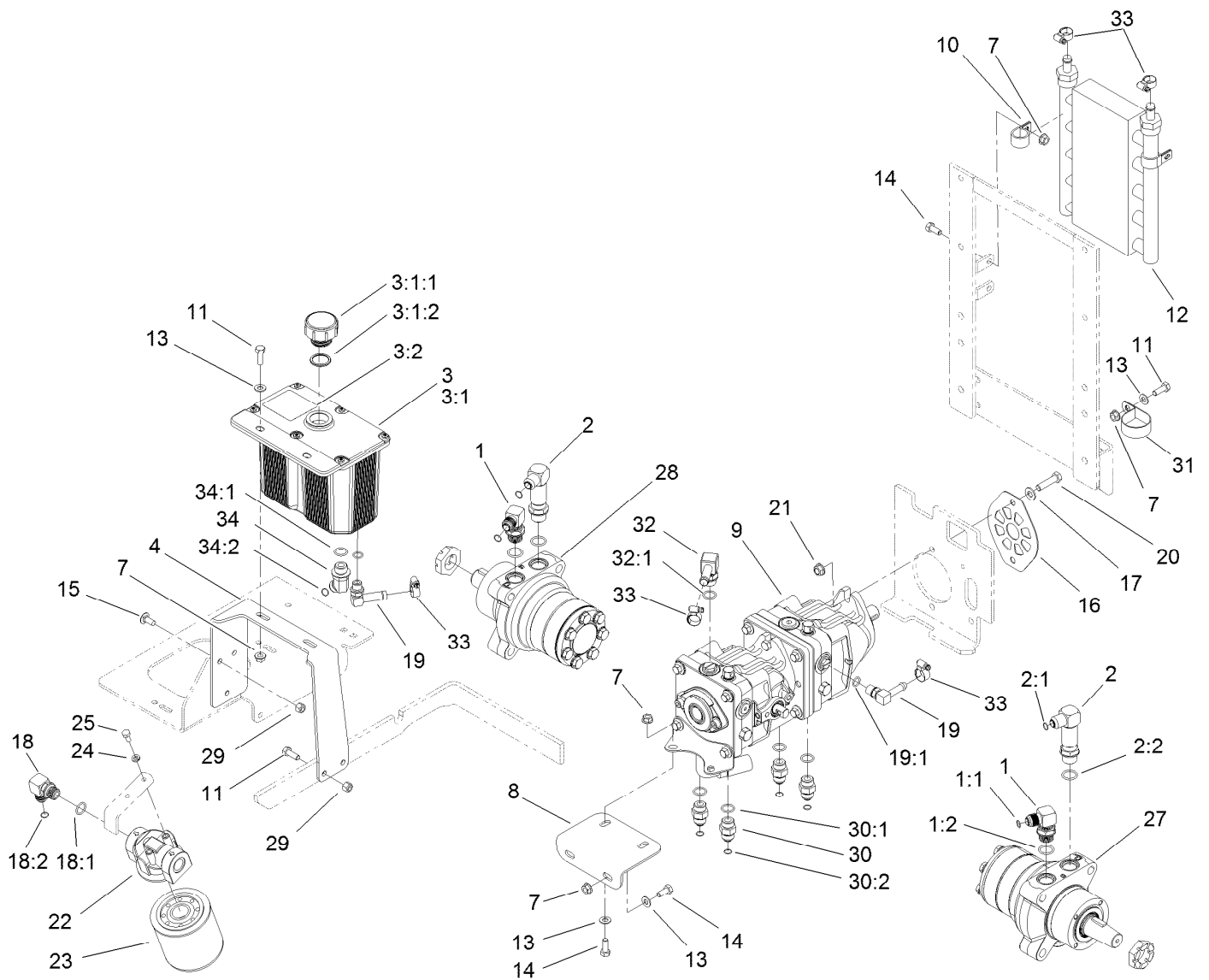
<i>Ref.</i>	<i>Part Number</i>	<i>Qty.</i>	<i>Description</i>	<i>Ref.</i>	<i>Part Number</i>	<i>Qty.</i>	<i>Description</i>
1	110-0843	1	Case	13	100-4591	1	Shim-Brown, .010In
2	110-0853	1	Housing-Pinion	14	100-4592	1	Shim-Blue, .005In
3	100-4566	1	Cap-End, Open	15	100-4593	1	Shim-Green, .003In
4	110-0844	1	Shaft-Pinion	16	100-4578	12	Screw
5	110-0845	1	Shaft-Cross	17	100-4579	2	Plug
6	110-0847	1	Gear-Shaft, Cross	18	3257-33	2	Key-Woodruff
7	110-0846	1	Gear-Pinion	19	100-4581	1	Washer
8	110-0848	3	Bearing-Cup	20	100-4582	2	O-Ring
9	110-0849	3	Bearing-Cone	21	110-0851	1	O-Ring
10	100-4574	1	Cap-End, Closed	22	110-0852	1	Nut Lock
11	100-4575	1	Seal	23	100-5817	1	Bearing-Cup
12	110-0850	1	Seal-Shaft, Cross	24	100-5816	1	Bearing-Cone



## Hydraulic Tank, Pump and Motor Assembly

Ref.	Part Number	Qty.	Description	Ref.	Part Number	Qty.	Description
1	1-633605	2	Fitting-HYD, 90 DEG	13	3256-23	7	Washer-Flat
1:1	1-603992	1	O-Ring	14	322-3	8	Screw-HH
1:2	237-80	1	O-Ring	15	3230-23	3	Screw-CARR
2	108-5323	2	Fitting-Elbow-90	16	108-5367-03	1	Plate-Shield, Pump
2:1	1-603992	1	O-Ring	17	3256-24	2	Washer-Flat
2:2	237-80	1	O-Ring	18	103-2153	1	Fitting-90 DEG
3	108-5320	1	Hydraulic Tank ASM	18:1	1-603920	1	O-Ring
3:1		1	Tank-Hydraulic ●	18:2	1-603992	1	O-Ring
3:1:1	103-1948	1	Cap-Reservoir, HYD	19	109-6449	2	Fitting-Elbow, 90
3:1:2	103-1949	1	Gasket-Cap	19:1	237-42	1	O-Ring
3:2	115-4212	1	Decal-Warning	20	323-8	2	Screw-HH
4	108-5352-03	1	Bracket-Tank, Hydraulic	21	3290-357	2	Nut-HHF, Whiz
7	32128-20	11	Nut-HF	22	86-9080	1	Head-Filter
8	107-3462-03	1	Bracket-Pump, Front	23	67-8110	1	Cartridge-Filter, Oil
9	107-9885	1	Tandem Pump ASM	24	1-805004	2	Washer-Lock
10	110-0824	4	R-Clamp	25	321-3	2	Screw-HH
11	322-5	4	Screw-HH	27	112-8357	1	HYD Motor ASM (CCW)
12	114-8168	1	Cooler-Oil, Hydro	28	112-8358	1	HYD Motor ASM (CW)

● Not serviced separately

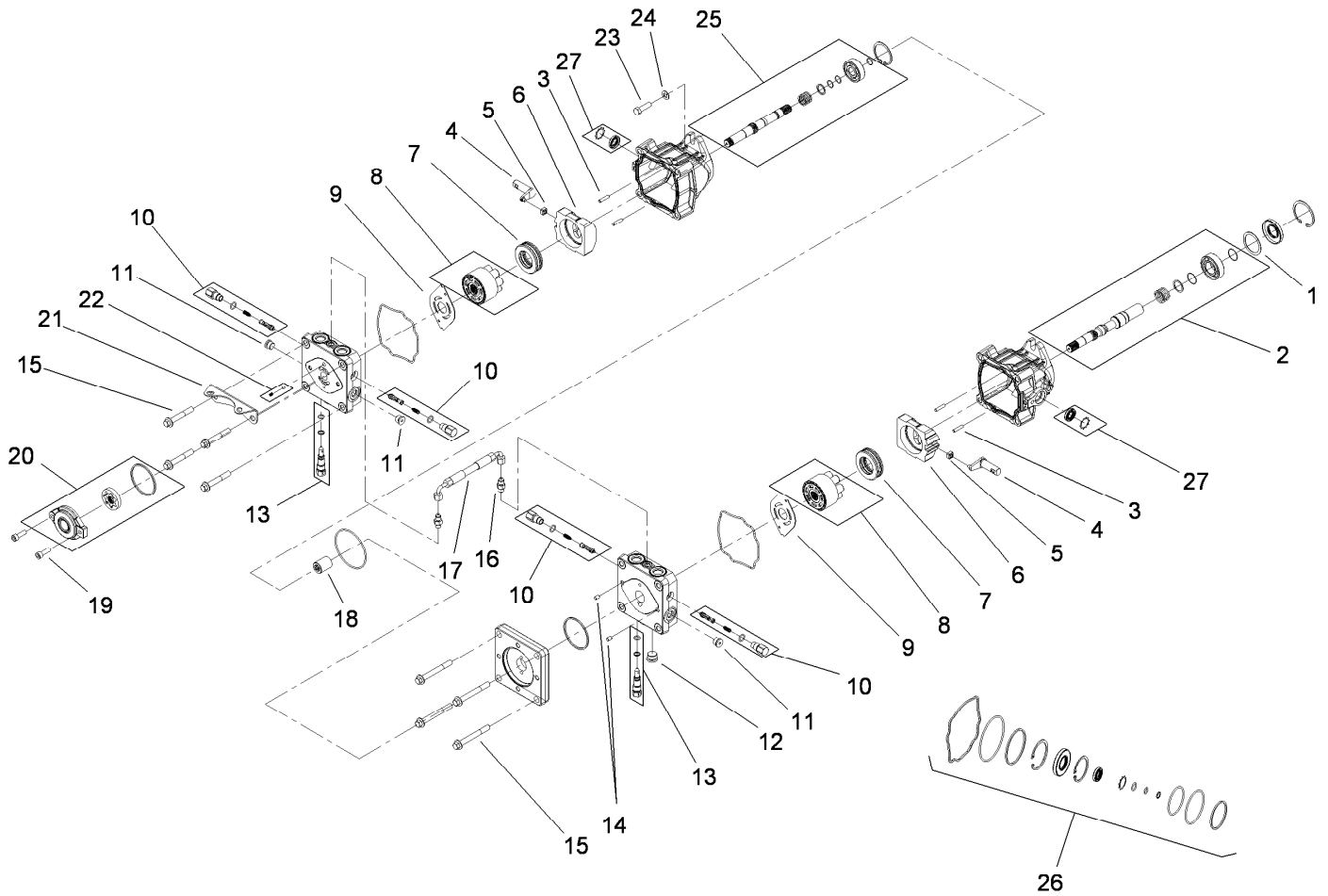


## Hydraulic Tank, Pump and Motor Assembly (continued)

Ref.	Part Number	Qty.	Description
29	3296-29	4	Nut-Lock, NI
30	1-603990	4	Fitting-Straight
30:1	1-603920	1	O-Ring
30:2	1-603992	1	O-Ring
31	2412-147	1	Clamp
32	108-5316	1	Fitting-Elbow, 90 DEG

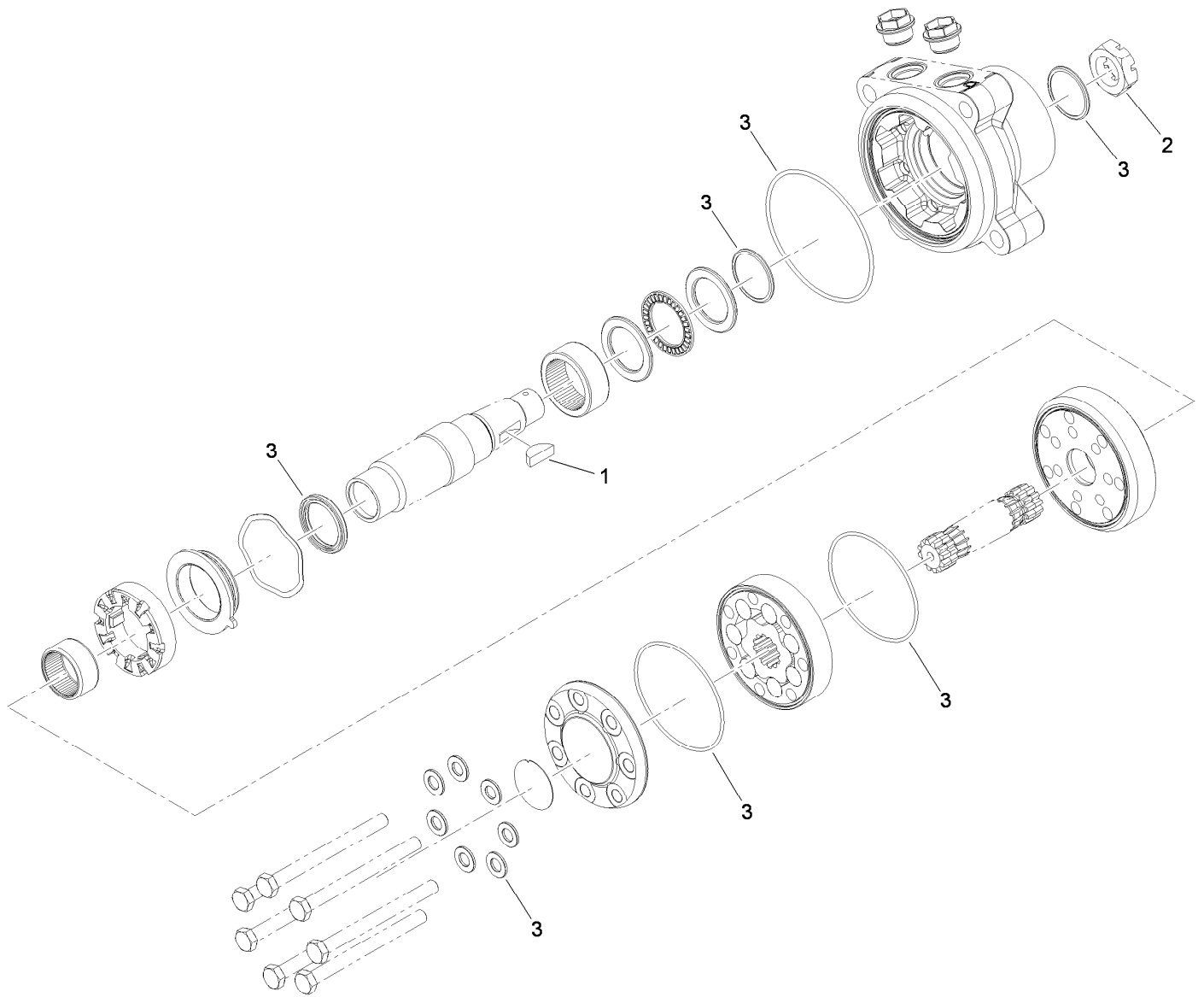
Ref.	Part Number	Qty.	Description
32:1	237-79	1	O-Ring
33	109-6801	5	Clamp-Hose
34	1-523221	1	Fitting-HYD, 45 DEG
34:1	1-603920	1	O-Ring
34:2	1-603992	1	O-Ring

● Not serviced separately



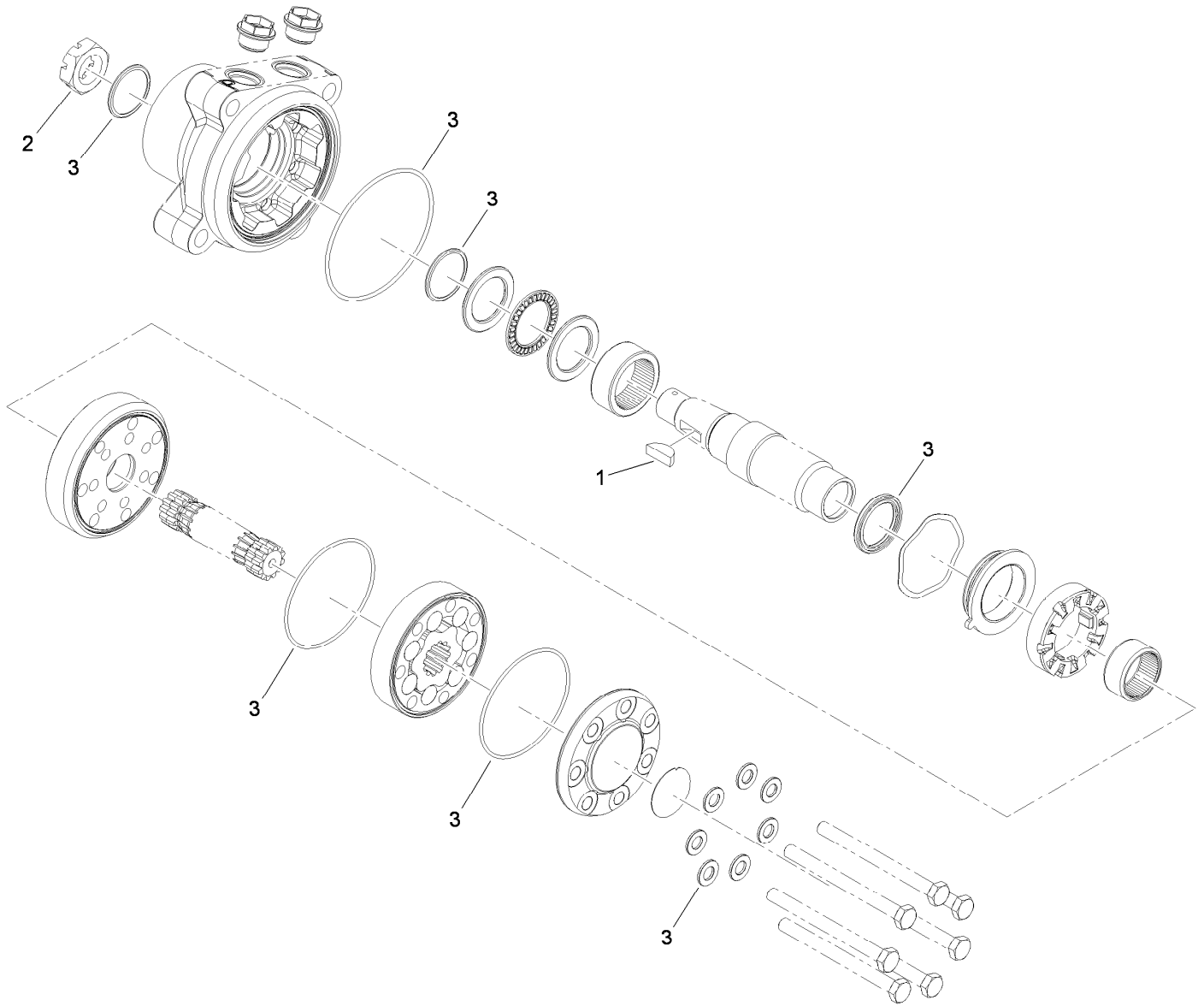
## Tandem Pump Assembly No. 107-9885

Ref.	Part Number	Qty.	Description	Ref.	Part Number	Qty.	Description
1	112-4168	1	Spacer	15	112-4157	8	Bolt
2	112-4151	1	Input Pump Shaft Kit	16	117-7842	2	Fitting-Straight
3	106-8753	4	Pin-Headless, Straight	17	117-7843	1	Hose ASM
4	112-4152	2	Arm-Trunnion	18	112-4160	1	Coupling
5	94-1910	2	Guide-Slot	19	112-4161	2	Bolt
6	112-4153	2	Swashplate	20	112-4162	1	Charge Pump Kit
7	112-4154	2	Bearing-Thrust	21	112-4163	1	Bracket-Support, Pump
8	108-2112	2	Cylinder Block Kit	22	112-4164	1	Charge Relief Kit
9	108-6801	2	Plate-Valve	23	112-4165	2	Bolt-HSH
10	112-4155	4	Shock Valve Kit	24	112-4166	2	Washer
11	104-2189	3	Plug-Thread, Straight	25	112-4167	1	Second Pump Shaft Kit
12	112-4156	1	Plug-Steel	26	112-4150	1	Overhaul Seal Kit
13	106-8759	2	Bypass Valve Kit	27	114-8155	1	Trunnion Seal Kit
14	104-2170	2	Pin				



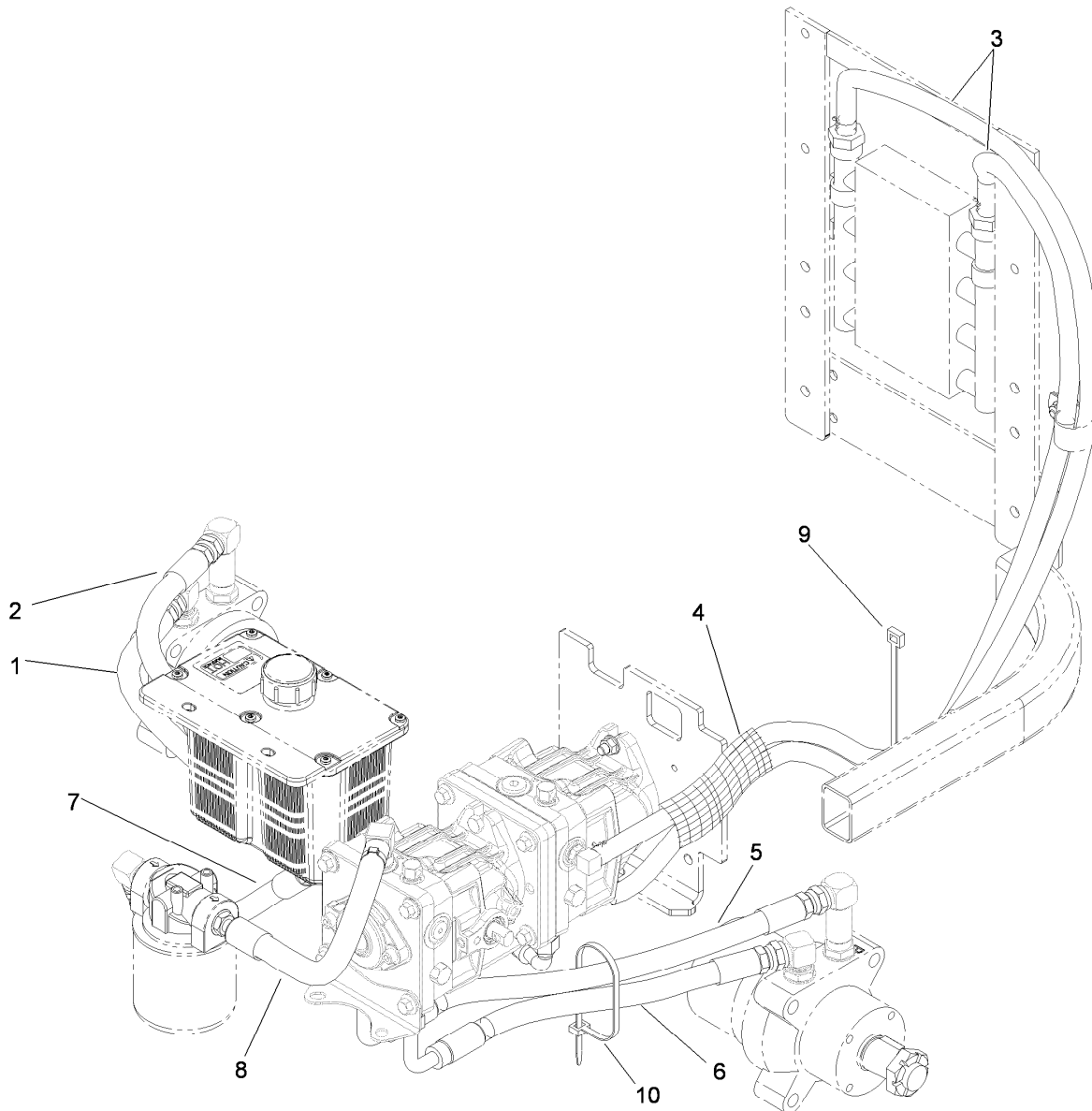
## Hydraulic Motor Assembly No. 112-8357 (CCW)

<i>Ref.</i>	<i>Part Number</i>	<i>Qty.</i>	<i>Description</i>
1	3257-42	1	Key-Woodruff
2	1-809036	1	Nut-HH
3	109-5966	1	Wheel Motor Seal Kit



## Hydraulic Motor Assembly No. 112-8358 (CW)

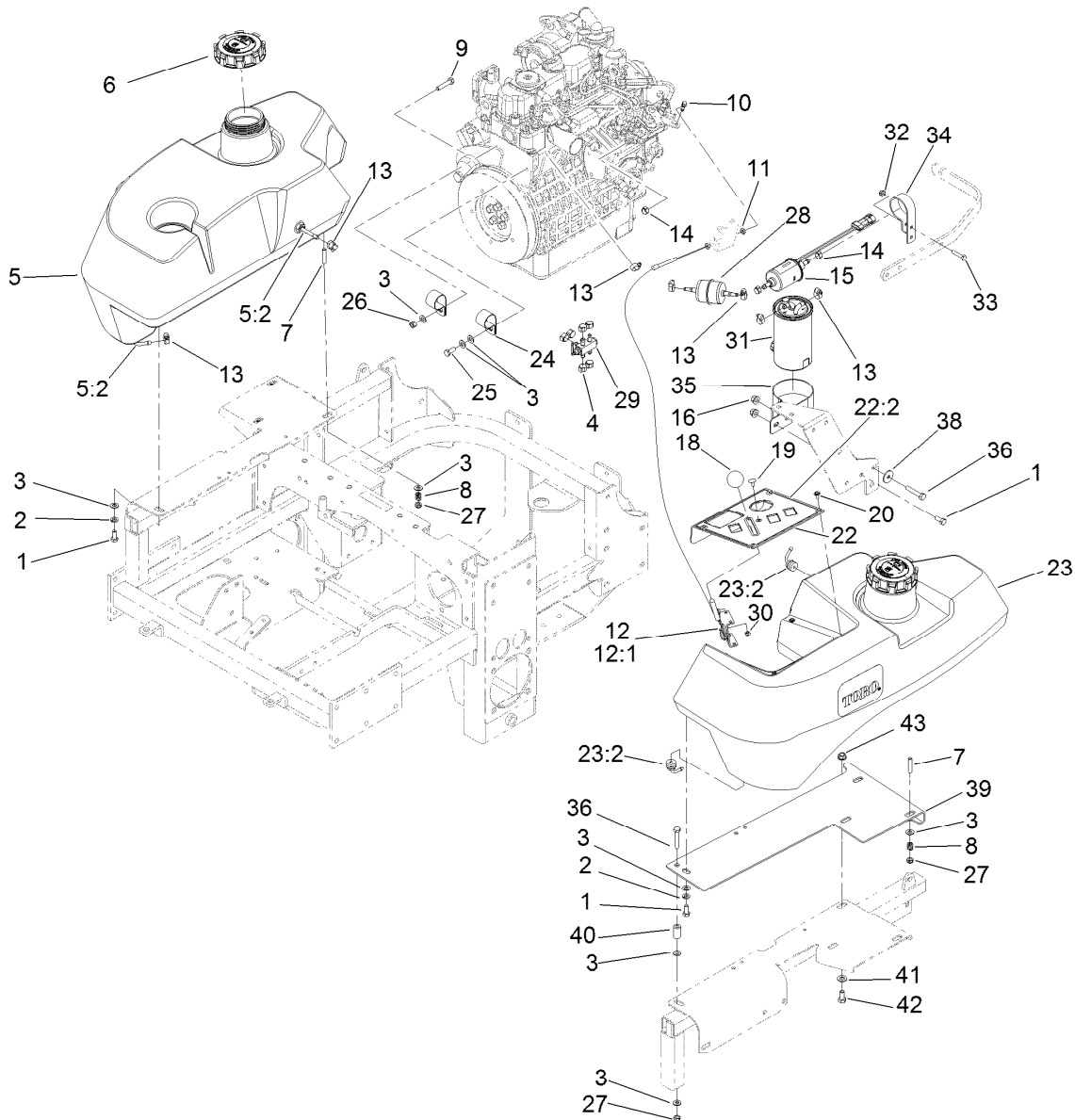
<i>Ref.</i>	<i>Part Number</i>	<i>Qty.</i>	<i>Description</i>
1	3257-42	1	Key-Woodruff
2	1-809036	1	Nut-HH
3	109-5966	1	Wheel Motor Seal Kit



## Hydraulic Hose Assembly

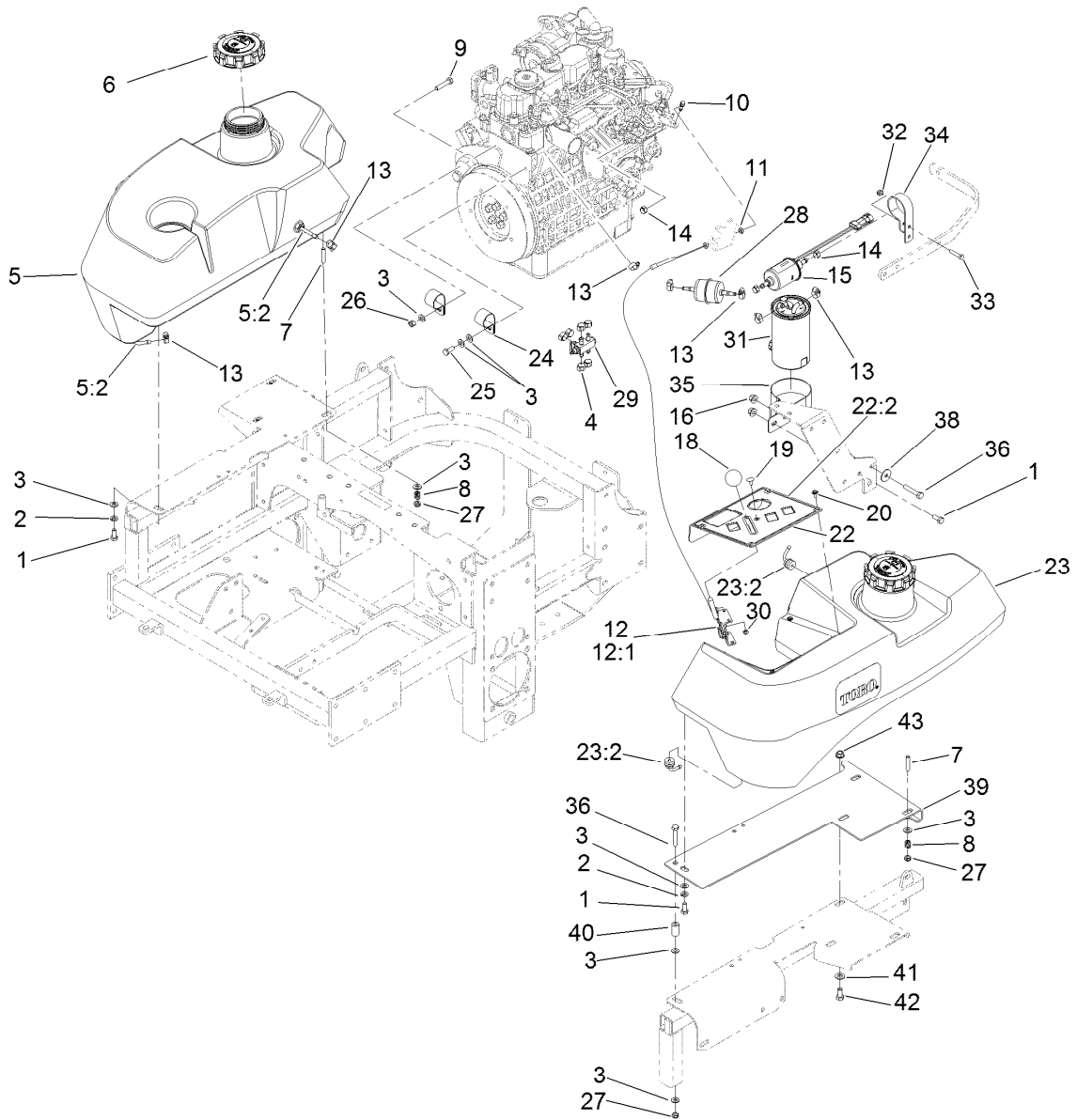
<i>Ref.</i>	<i>Part Number</i>	<i>Qty.</i>	<i>Description</i>
1	107-3495	1	Hydraulic Hose ASM
2	107-3490	1	Hydraulic Hose ASM
3	114-8169	2	Hose-Hydraulic
4	114-8201	1	Sleeve-Fabric
5	108-5318	1	Hydraulic Hose ASM
6	114-8165	1	Hydraulic Hose ASM
7	110-3854	1	Hydraulic Hose ASM
8	108-5374	1	Hydraulic Hose ASM
9	1-303335	1	Tie-Plastic
10	1-809066	1	Cable Tie-Plastic





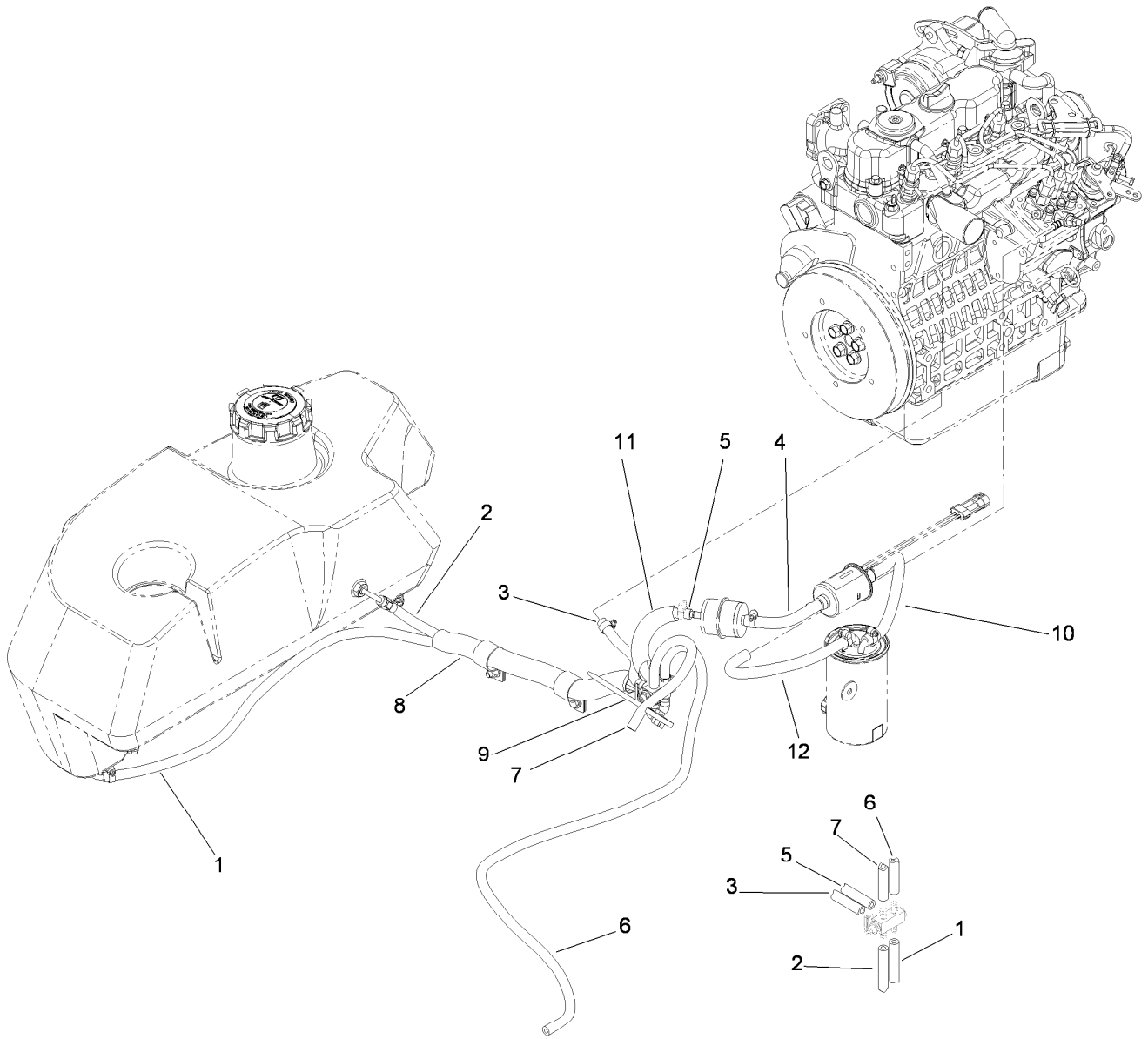
## Fuel System and Throttle Control Assembly

Ref.	Part Number	Qty.	Description	Ref.	Part Number	Qty.	Description
1	322-3	3	Screw-HH	22	117-0913	1	Control Panel ASM
2	1-805005	2	Washer-Lock	22:2	121-7562	1	Decal-Panel, Control
3	3256-23	13	Washer-Flat	23	114-8222	1	LH Fuel Tank ASM
4	1-643293	6	Clamp-Hose, Fuel	23:2	103-2615	2	Fitting-Fuel, Bulkhead
5	114-8221	1	RH Fuel Tank ASM	24	1-643312	2	Clip-Loom
5:2	103-2615	2	Fitting-Fuel, Bulkhead	25	33114-020	1	Screw-HH
6	114-8214	2	Biodiesel Cap ASM	26	3296-29	1	Nut-Lock, NI
7	1-633023	6	Stud	27	3296-47	7	Nut-Lock, NI
8	1-633349	6	Spring-Tank, Fuel	28	112-7836	1	Filter-Inline
9	322-7	1	Screw-HH	29	1-643234	1	Valve-Fuel, Dual Flow
10	108-5928	1	Swivel-Stop, Cable	30	3296-2	2	Nut-Lock, NI
11	3220-1	2	Nut-Jam	31	112-9188	1	Element-Filter, Fuel/Water
12	117-3850	1	Throttle Control ASM	32	104-7201	1	Nut-HF
12:1	112-2334	1	Lever-Throttle	33	321-8	1	Screw-HH
13	2412-108	9	Clamp-Worm	34	110-8817	1	Bracket-Pump, Fuel
14	1-643277	3	Clamp-Hose, Fuel	35	110-8807	1	Bracket-Filter, Fuel
15	110-8806	1	Pump-Fuel	36	322-9	2	Screw-HH
16	3296-58	2	Nut-Lock, NI	38	3256-82	1	Washer-Flat
18	1-603175	1	Knob-Ball	39	114-1545-03	1	Bracket-Fuel Tank, LH
19	1-807513	2	Bolt-CARR	40	94-7564	1	Spacer
20	109-2661	4	Screw-PPH	41	3256-24	2	Washer-Flat



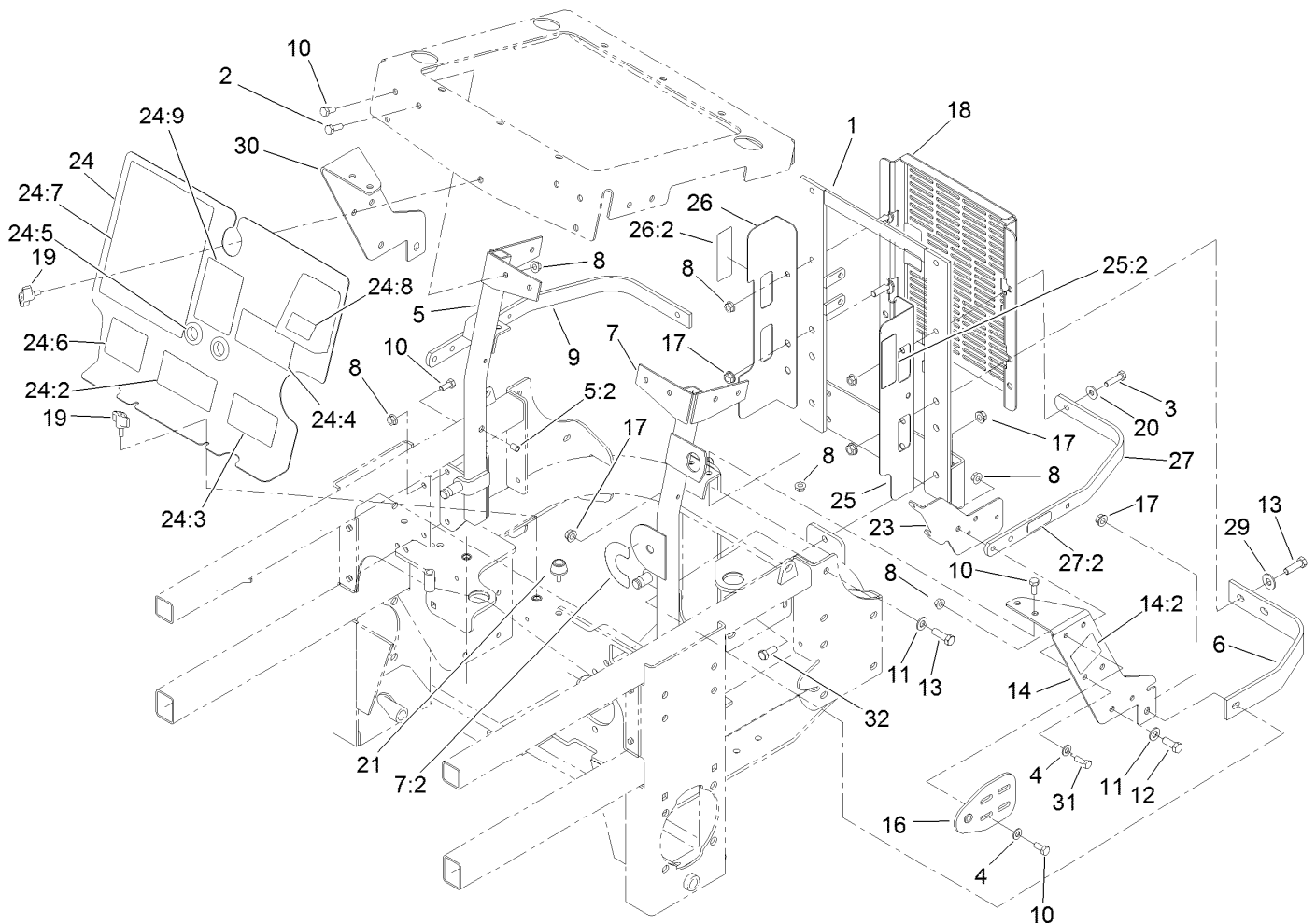
## Fuel System and Throttle Control Assembly (continued)

<i>Ref.</i>	<i>Part Number</i>	<i>Qty.</i>	<i>Description</i>
42	323-4	2	Screw-HH
43	3290-357	2	Nut-HHF, Whiz



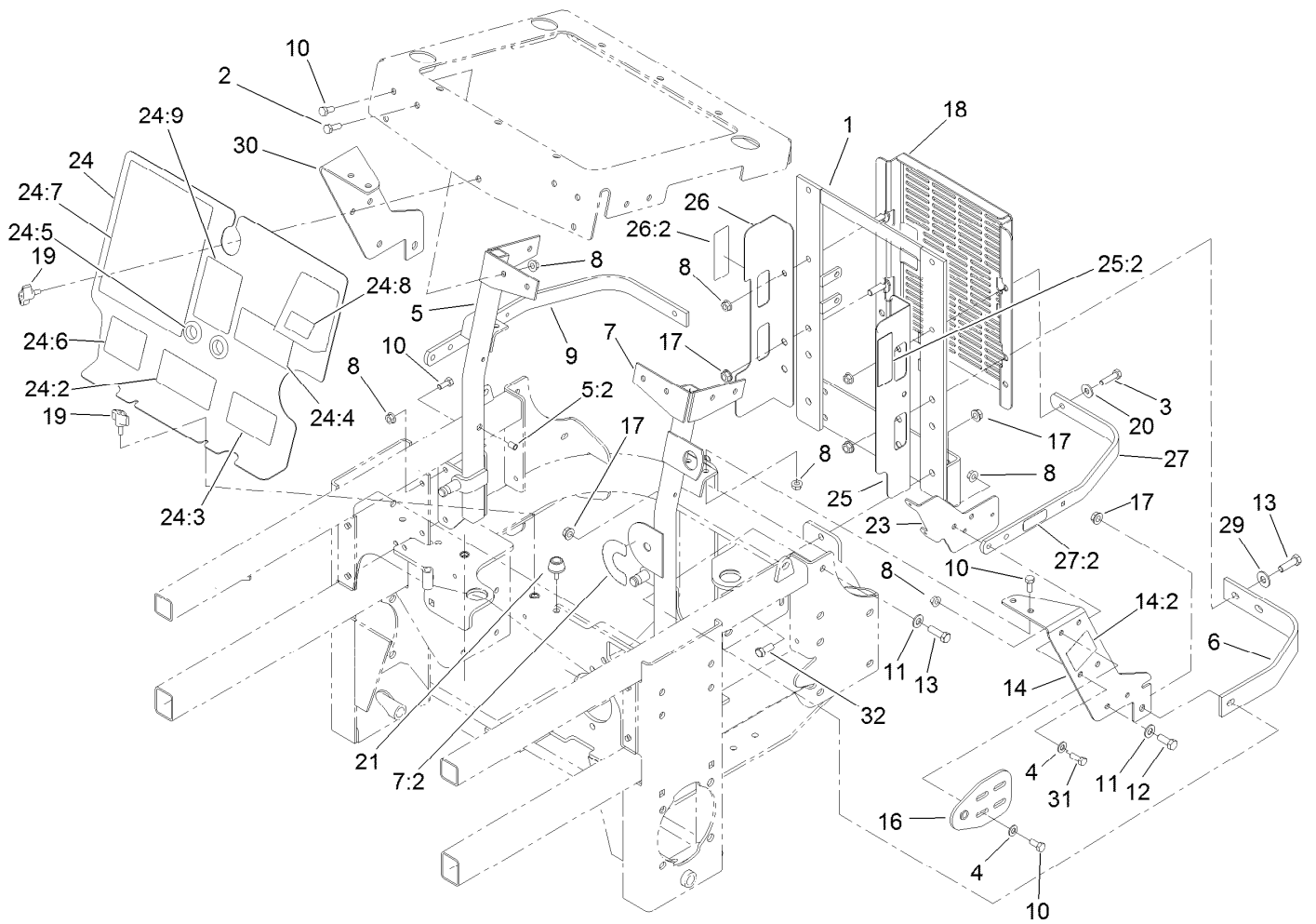
## Fuel Line Assembly

Ref.	Part Number	Qty.	Description
1	108-5376	1	Hose-Fuel
2	109-0301	1	Hose-Fuel
3	109-0306	1	Hose-Fuel
4	108-3283	1	Hose-Fuel
5	109-0303	1	Hose-Fuel
6	109-0275	1	Hose-Fuel
7	109-0297	1	Hose-Fuel
8	108-5377	1	Sleeve-Fabric
9	1-303335	1	Tie-Plastic
10	110-4124	1	Hose-Fuel
11	114-8224	1	Conduit-Fuel Line
12	110-4105	1	Hose-Fuel



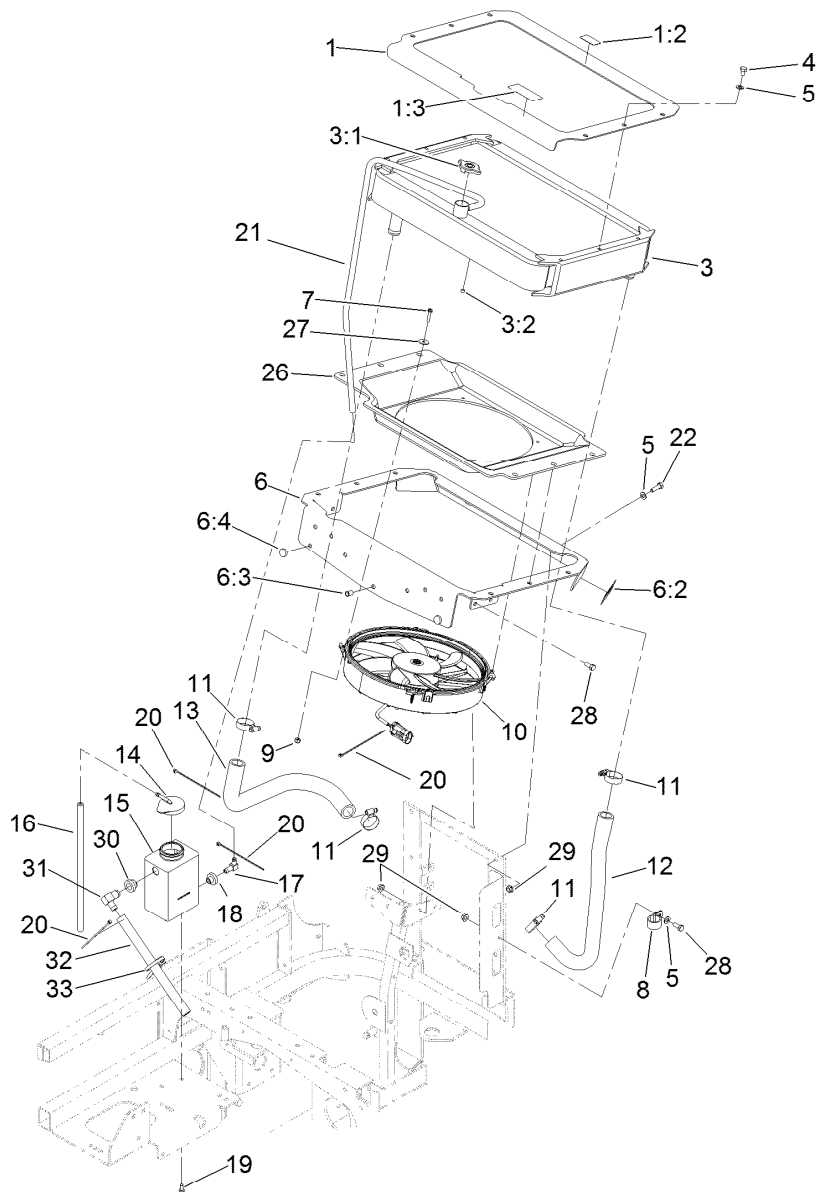
## Engine Housing Assembly

<i>Ref.</i>	<i>Part Number</i>	<i>Qty.</i>	<i>Description</i>	<i>Ref.</i>	<i>Part Number</i>	<i>Qty.</i>	<i>Description</i>
1	107-9934-03	1	Support-Radiator, Rear	20	3256-3	2	Washer-Flat
2	322-5	2	Screw-HH	21	109-2365	2	Bumper-Rubber
3	322-6	2	Screw-HH	23	119-0393-03	1	Bracket-Relay, Fuse
4	3256-23	8	Washer-Flat	24	108-5936	1	Front Engine Shield ASM
5	114-1170	1	RH Radiator Brace ASM	24:2	110-3853	1	Decal-Danger, Rotating Devices
5:2	32148-11	1	Insert-Threaded	24:3	108-5955	1	Decal-Routing, Hydro Belt
6	103-7623-03	2	Strap-Guard	24:4	110-3852	1	Decal- Warning, Buzzer
7	110-3870	1	LH Radiator Brace ASM	24:5	100-3815	2	Grommet-Rubber
7:2	107-2114	1	Decal-Valve, Fuel	24:6	108-5957	1	Decal-Routing, Clutch Belt
8	32128-20	22	Nut-HF	24:7	110-3851	1	Decal-Check, Service
9	114-8223-03	1	Top-Rib	24:8	110-0806	1	Decal-Caution
10	322-3	14	Screw-HH	24:9	104-2449	1	Decal-Coolant
11	3256-24	3	Washer-Flat	25	110-0878	1	LH Fan Guard ASM
12	323-6	1	Screw-HH	25:2	1-643253	1	Decal-Fan, Radiator
13	323-7	4	Screw-HH	26	110-0887	1	RH Fan Guard ASM
14	119-6650	1	LH Support Bracket ASM	26:2	1-643253	1	Decal-Fan, Radiator
14:2	119-0398	1	Decal-Fuse	27	119-0399	1	Top Strap ASM
16	108-5345-03	2	Plate-Pivot, Hood	27:2	119-0397	1	Decal-Relay
17	3290-357	7	Nut-HHF, Whiz	29	3256-4	2	Washer-Flat
18	112-8302-03	1	Shield-Cooler	30	108-5339-03	1	Bracket-Support, RH
19	98-8332	3	Knob				



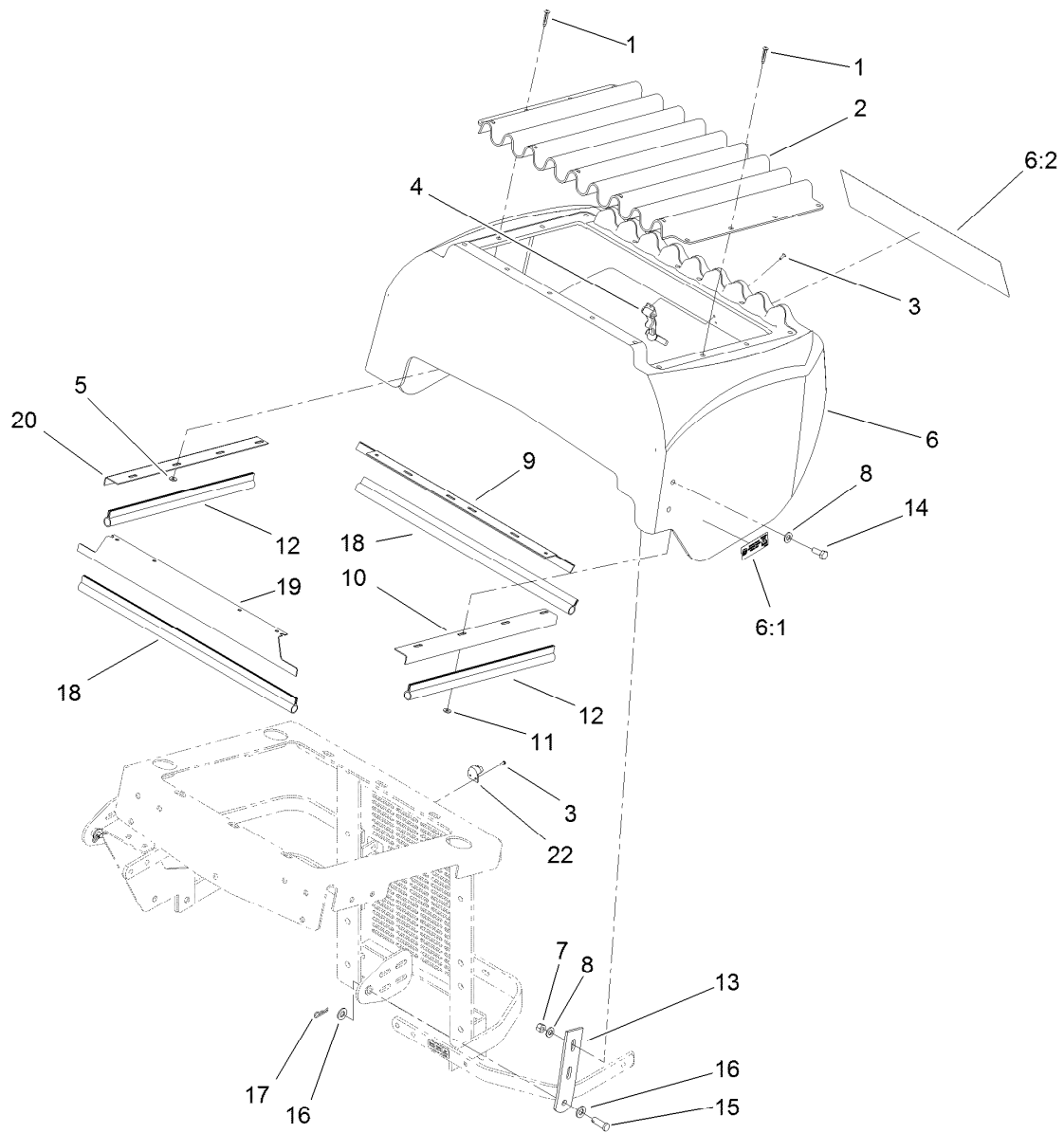
## Engine Housing Assembly (continued)

<i>Ref.</i>	<i>Part Number</i>	<i>Qty.</i>	<i>Description</i>
31	322-4	4	Screw-HH
32	323-5	2	Screw-HH



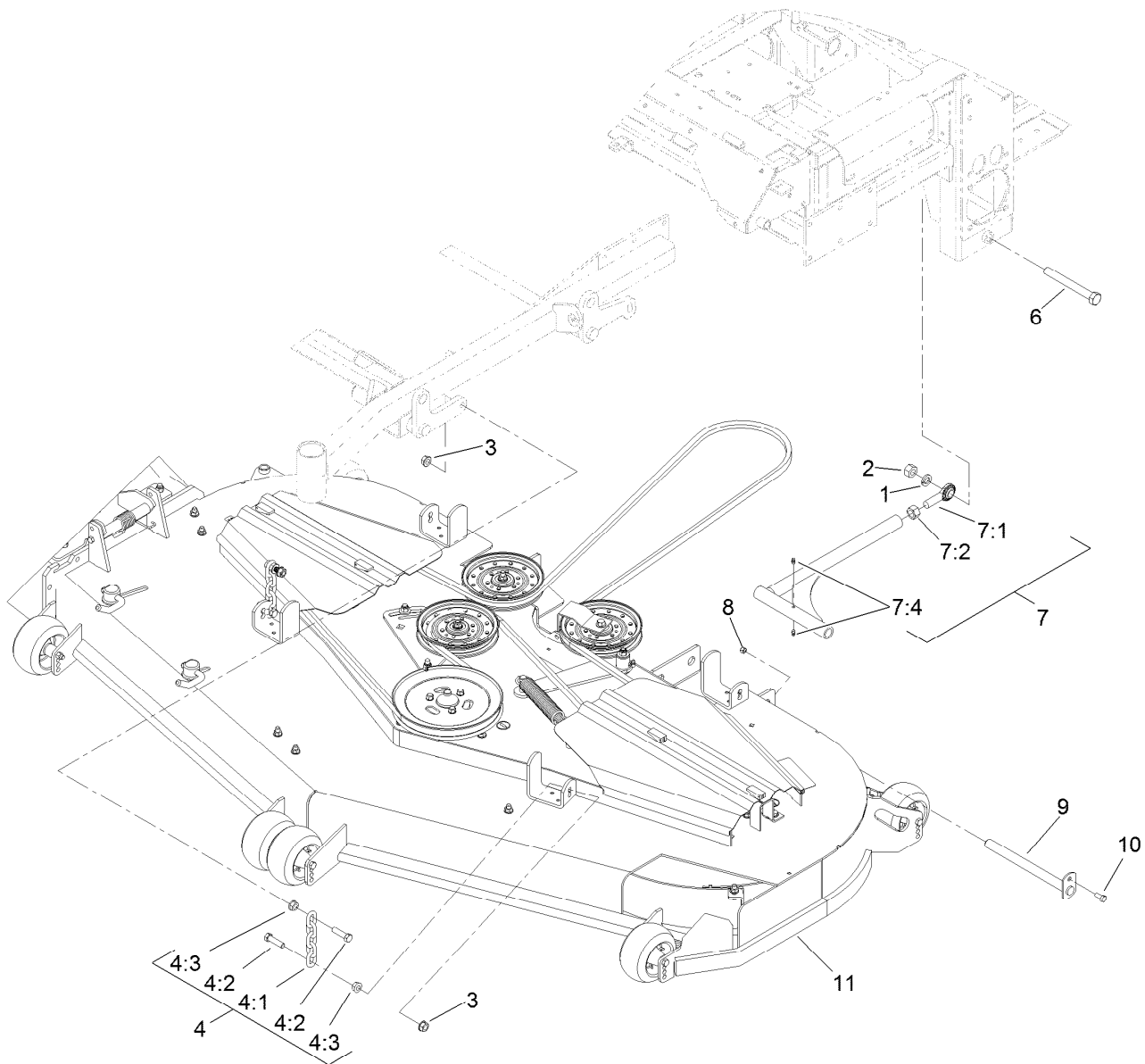
## Cooling System Assembly

<i>Ref.</i>	<i>Part Number</i>	<i>Qty.</i>	<i>Description</i>	<i>Ref.</i>	<i>Part Number</i>	<i>Qty.</i>	<i>Description</i>
1	112-8305	1	Top Radiator Plate ASM	13	112-8314	1	Hose-Radiator, RH
1:2	65-2690	1	Decal-Surface, Hot	14	1-643164	1	Cap-Tank, Overflow
1:3	110-3842	1	Decal-Antifreeze	15	117-0941	1	Tank-Overflow
3	108-5382	1	Radiator ASM	16	1-603954	1	Hose-Line, Fuel
3:1	114-8202	1	Cap-Radiator	17	1-643259	1	Fitting-Elbow
3:2	99-8551	1	Plug-Pipe	18	1-513645	1	Bushing-Valve, Fuel
4	322-1	6	Screw-HH	19	321-2	2	Screw-HH
5	3256-23	16	Washer-Flat	20	1-303287	6	Tie-Cable
6	112-8306	1	Bottom Rad Plate ASM	21	103-1428	1	Hose-Overflow
6:2	1-643253	2	Decal-Fan, Radiator	22	322-5	3	Screw-HH
6:3	32148-6	1	Insert-Nut	26	112-8317	1	Shroud
6:4	1-513658	2	Bumper	27	3256-67	4	Washer-Flat
7	1-803067	4	Screw	28	322-3	10	Screw-HH
8	1-643312	1	Clip-Loom	29	32128-20	3	Nut-HF
9	1-804254	4	Nut-Lock, HH	30	104-0790	1	Bushing
10	112-4172	1	Fan-Hi Performance	31	117-0943	1	Fitting-Elbow
11	1-633989	4	Clamp-Hose	32	115-4969	1	Hose-Overflow
12	108-5372	1	Hose-Radiator, LH	33	1-303335	1	Tie-Plastic



## Hood Assembly

<i>Ref.</i>	<i>Part Number</i>	<i>Qty.</i>	<i>Description</i>	<i>Ref.</i>	<i>Part Number</i>	<i>Qty.</i>	<i>Description</i>
1	1-803072	17	Rivet	11	3256-14	12	Washer-Flat
2	1-633864-03	1	Screen-Radiator	12	1-643186	2	Seal-Trim
3	923786	4	Rivet	13	108-5337-03	2	Plate-Hinge, Hood
4	1-643188	1	Latch-Rubber	14	322-4	4	Screw-HH
5	1-303435	4	Washer-Spring	15	1-808285	2	Pin-Clevis
6	114-8225	1	Hood ASM	16	3256-24	4	Washer-Flat
6:1	114-9600	2	Decal-Low Sulfur	17	1-806003	2	Pin-Cotter, Hair
6:2	121-7558	1	Decal	18	1-643187	2	Seal-Trim
7	3296-29	4	Nut-Lock, NI	19	117-6166-03	1	Bracket Seal, Radiator Front
8	3256-23	8	Washer-Flat	20	1-643106-03	1	Angle-Radiator, RH
9	1-643108-03	1	Angle-Radiator, Bottom	22	1-643189	1	Keeper-Latch, Rubber
10	1-643105-03	1	Angle-Radiator, LH				

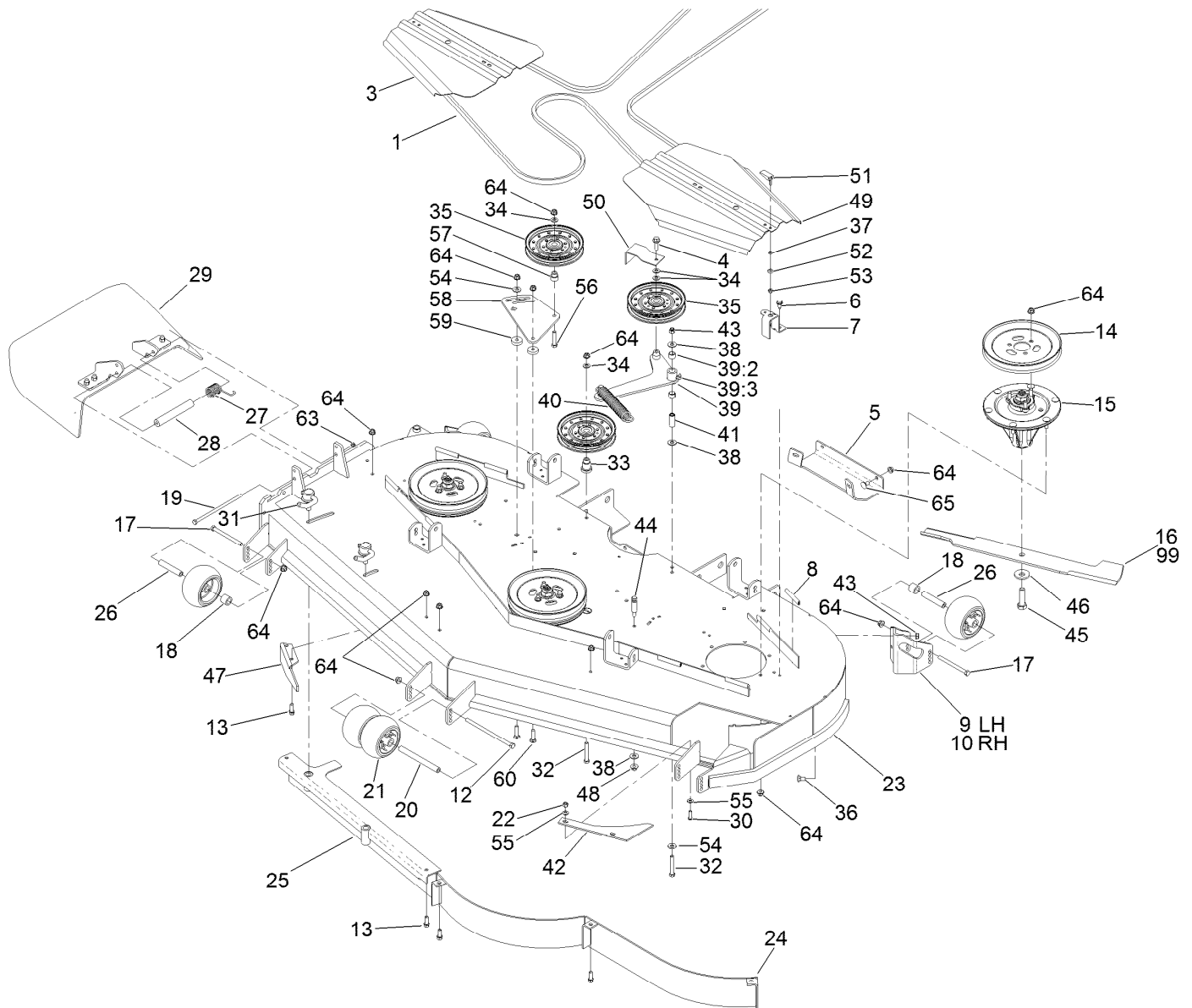


## Deck Connection Assembly

Ref.	Part Number	Qty.	Description	Ref.	Part Number	Qty.	Description
1	3253-8	2	Washer-Lock	7	108-5969	2	Strut ASM
2	3217-11	2	Nut-Hex	7:1	1-633029	1	Balljoint-Spherical
3	32128-37	8	Nut-HF	7:2	3219-6	1	Nut-Hex
4	103-9792	4	Deck Chain ASM	7:4	109-1380	1	Fitting-Grease
4:1	1-633447	1	Chain-Lift, Deck	8	3296-29	2	Nut-Lock, NI
4:2	103-1898	2	Screw-HH	9	1-632199-01	2	Pin-Strut
4:3	32128-37	2	Nut-HF	10	322-3	2	Screw-HH
6	327-28	2	Screw-HH	11		1	Deck ASM ●

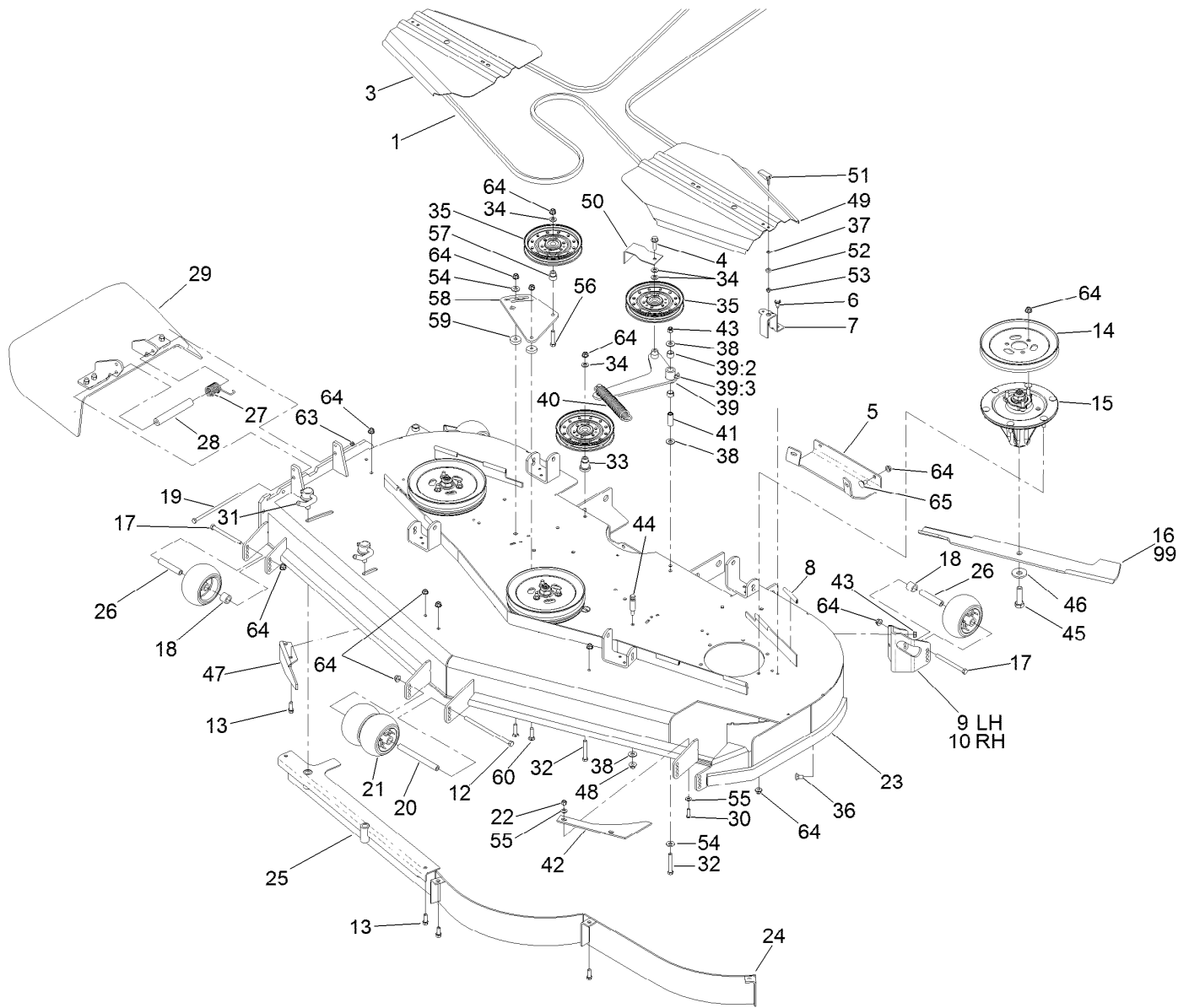
● Not serviced separately





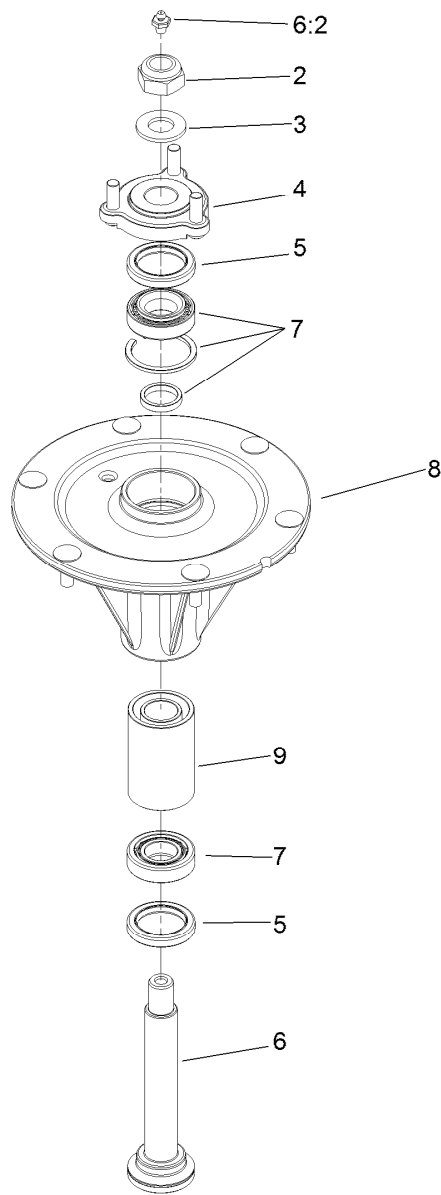
## Deck Assembly

Ref.	Part Number	Qty.	Description	Ref.	Part Number	Qty.	Description
1	105-7790	1	Belt	24	105-7730-01	1	Baffle
3	112-8667-03	1	Cover-Belt, RH	25	105-7669-01	1	Baffle
4	3234-24	1	Screw-HHF	26	98-7912	4	Tube-Spanner
5	106-3279-01	1	Plate-Skid	27	108-4052	1	Spring-Torsion
6	32144-70	4	Screw-HWHTF	28	105-4622	1	Spacer
7	119-4220-01	4	Bracket-Cover	29	108-2792	1	Rubber Deflector ASM
8	105-7699	8	Strip-Seal	30	3274-104	2	Screw-HSBH
9	106-7354-01	1	Mount-Wheel, LH	31	107-1664	2	Lever ASM
10	106-7355-01	1	Mount-Wheel, RH	32	323-12	2	Screw-HH
12	108-5388	1	Screw-HH	33	106-3214	1	Mount-Pulley
13	92-1624	6	Screw-HWH	34	3256-24	4	Washer-Flat
14	105-7733	3	Pulley	35	116-4667	3	Idler-Pulley, Flat
15	119-8500	3	Spindle ASM	36	3231-1	6	Screw-CARR
16	105-7784-03	3	Blade-Hi Flow, 24.5 Inch	37	99-3058	4	Washer
17	323-23	4	Screw-HH	38	3256-4	3	Washer-Flat
18	98-7913	4	Tube-Spacer	39	108-5949	1	Deck Idler Arm ASM
19	322-50	1	Screw-HH	39:2	103-4681	2	Sleeve-Bearing
20	98-5967	1	Spacer-Wheel	39:3	302-40	1	Fitting-Grease
21	1-603299	6	Roller-Scalp, Anti	40	119-0392	1	Spring-Extension
22	3296-29	2	Nut-Lock, NI	41	1-603044	1	Bushing
23	114-4483	1	Deck Decal ASM	42	107-3138	1	Plate-Turbo



## Deck Assembly (continued)

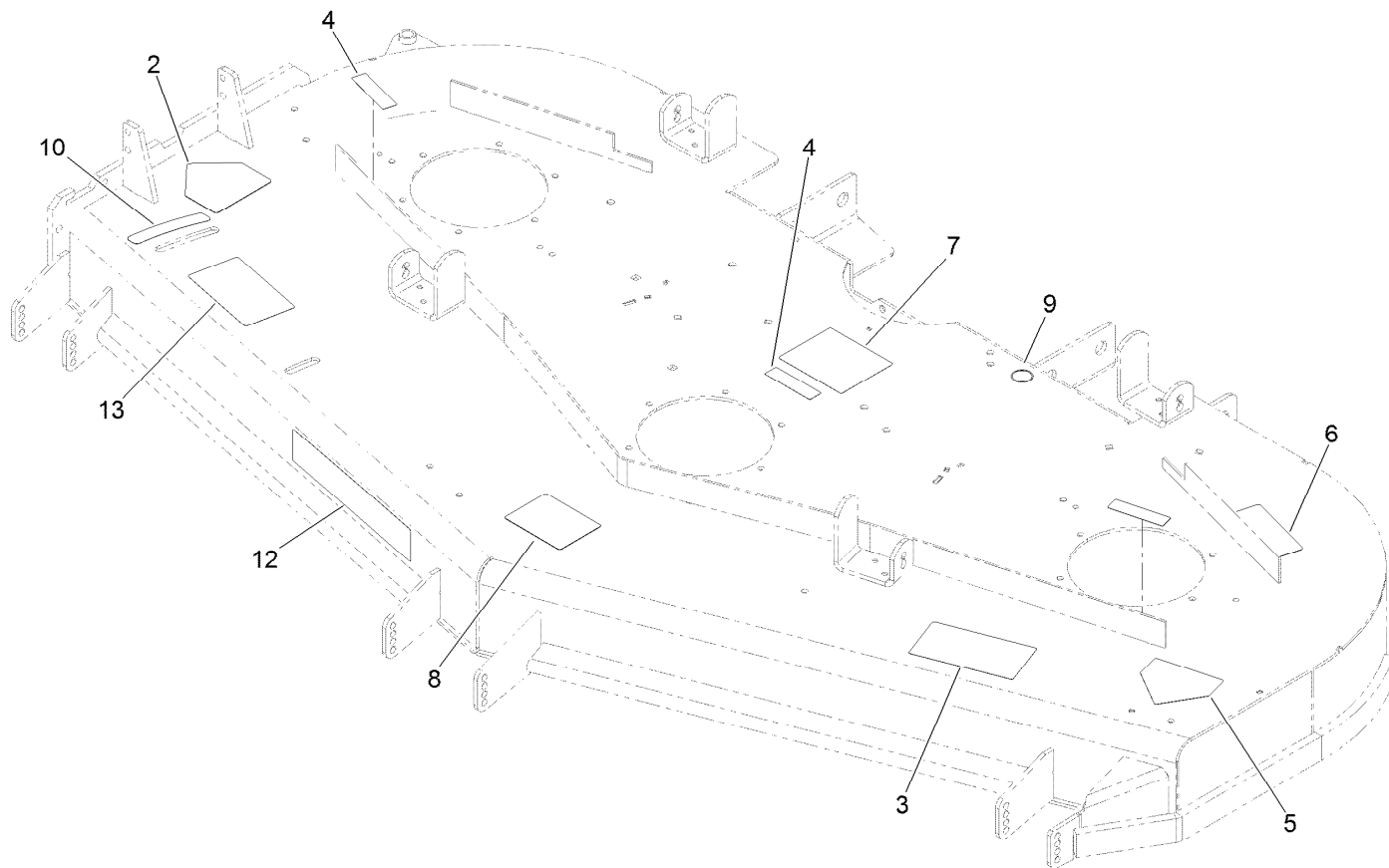
<i>Ref.</i>	<i>Part Number</i>	<i>Qty.</i>	<i>Description</i>	<i>Ref.</i>	<i>Part Number</i>	<i>Qty.</i>	<i>Description</i>
43	3296-59	6	Nut-Lock, NI	55	1-303334	4	Washer-Spring
44	110-0801	1	Pin-Threaded, Spring Anchor	56	323-9	1	Screw-HH
45	51-4060	3	Screw-Blade	57	1-603496	1	Bushing-Idler
46	103-0865	3	Washer-Blade Bolt, Heavy	58	105-7787-01	1	Plate-Idler
47	106-3216-01	1	Baffle-Discharge	59	105-7788	2	Spacer
48	32128-19	1	Nut-HF	60	3231-4	2	Screw-CARR
49	112-8666-03	1	Cover-Belt, LH	63	3296-47	1	Nut-Lock, NI
50	108-7220-01	1	Guide-Belt	64	104-8301	47	Nut-Flange, NI
51	106-6777	4	Handle-Latch, Swell	65	3231-27	4	Screw-CARR
52	106-6778	4	Bushing-Latch, Swell	99	105-7711-03	3	Blade-Mid Flow, 24.5In
53	1-804254	4	Nut-Lock, HH	99	105-7778-03	3	Blade-Recycler, 24.5In
54	98-5975	2	Washer-Belleville	99	105-7719-03	3	Blade-Atomic, 24.5In
				99	105-7712-03	3	Blade-Lo Flow, 24.5In



## Spindle Assembly No. 119-8500

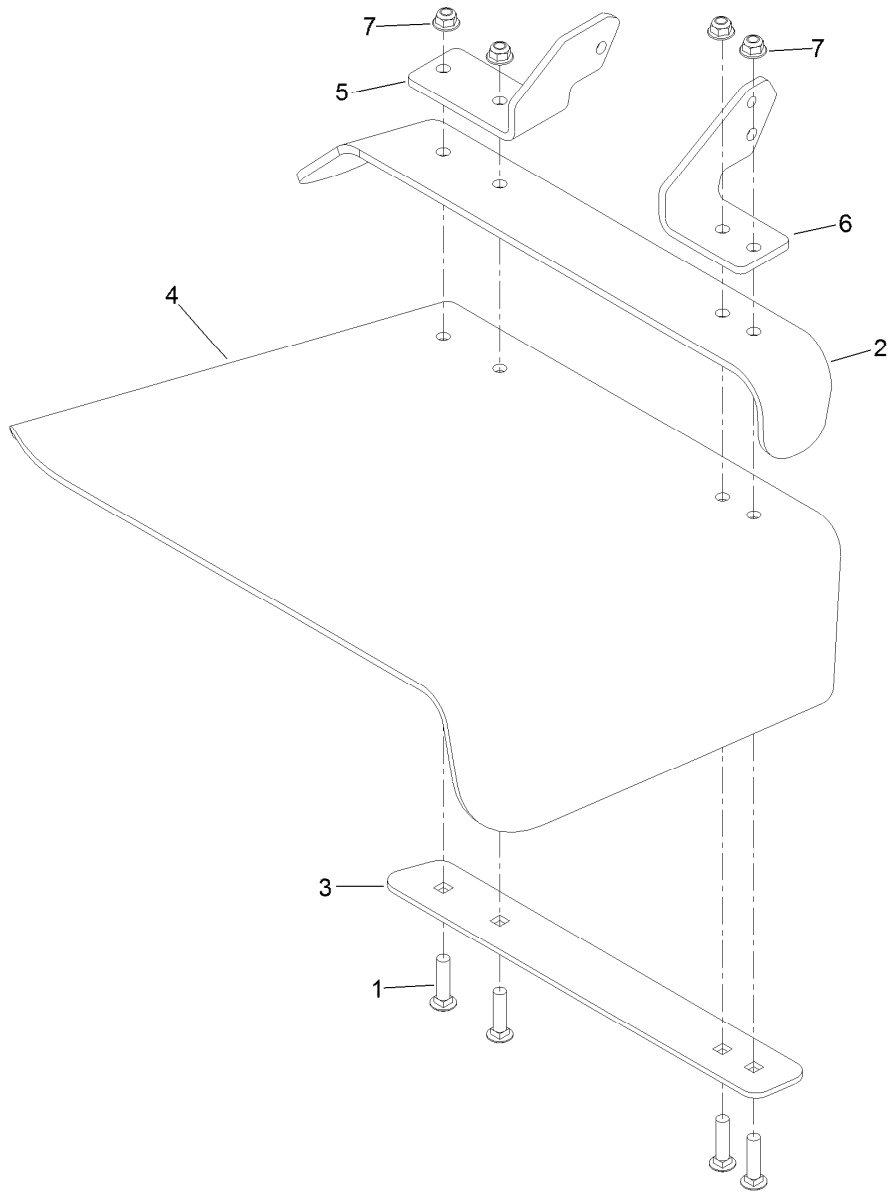
<i>Ref.</i>	<i>Part Number</i>	<i>Qty.</i>	<i>Description</i>
2	3296-67	1	Nut-Lock, NI
3	92-5836	1	Washer
4	117-6172	1	Spindle Hub ASM
5	253-133	2	Seal-Oil
6	119-8527	1	Shaft-Spindle
6:2	302-2	1	Fitting-Grease
7	119-8531	1	Tapered Roller Bearing Set
8		1	Housing-Spindle ●
9	117-6185	1	Spacer Set

● Not serviced separately



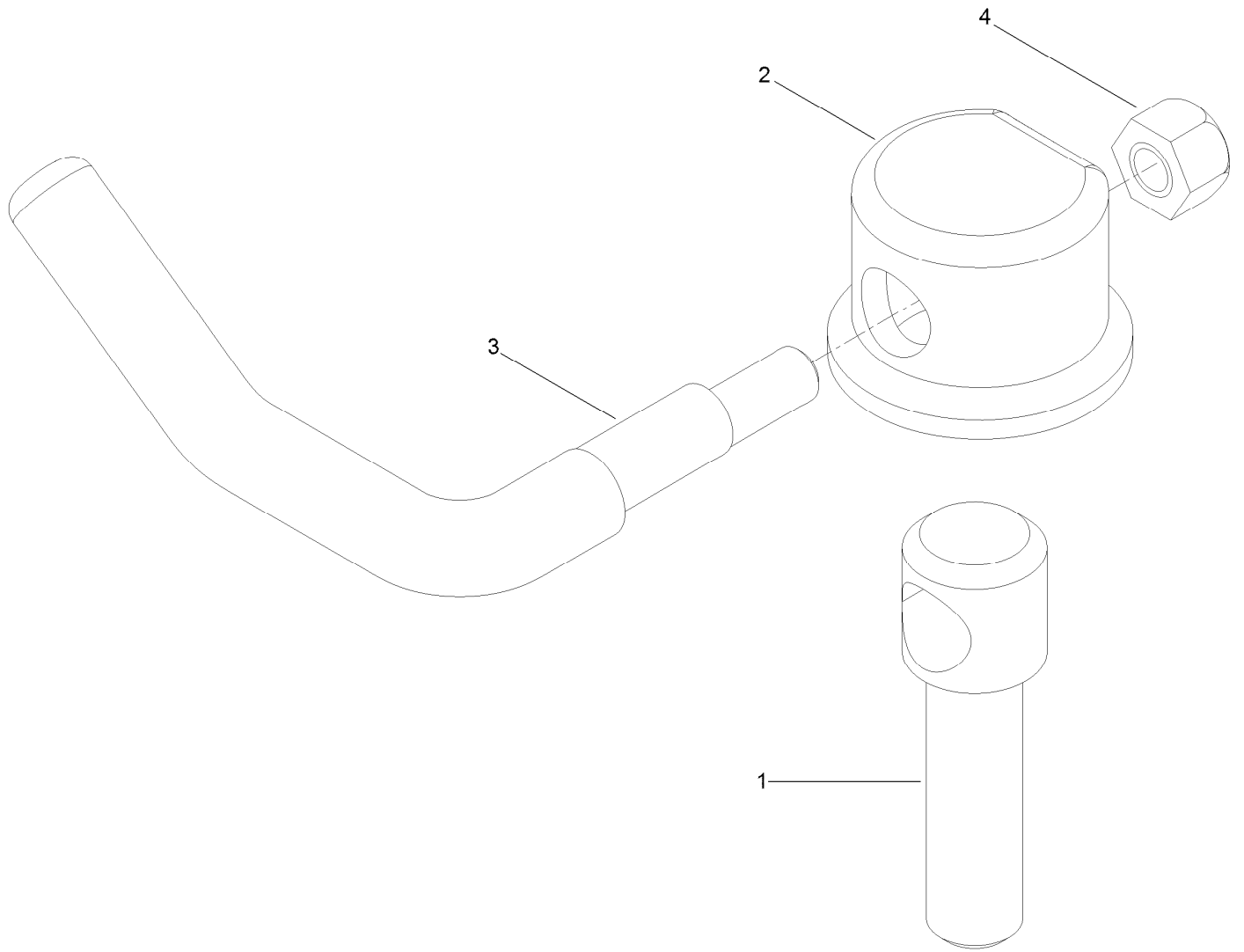
## Deck Decal Assembly No. 114-4483

<i>Ref.</i>	<i>Part Number</i>	<i>Qty.</i>	<i>Description</i>
2	54-9220	1	Decal-Danger
3	66-1340	1	Decal-Danger, Thrown Object
4	98-5954	3	Decal-Missing Cover
5	1-403005	1	Decal-Danger
6	68-8340	1	Decal-Torque
7	108-5981	1	Decal-Routing, Belt
8	105-7798	1	Decal-Scalp, Anti
9	58-6520	1	Decal-Grease
10	110-2067	1	Decal-Setting, Baffle
12	107-1620	1	Decal
13	110-2068	1	Decal-Adjustment, Baffle



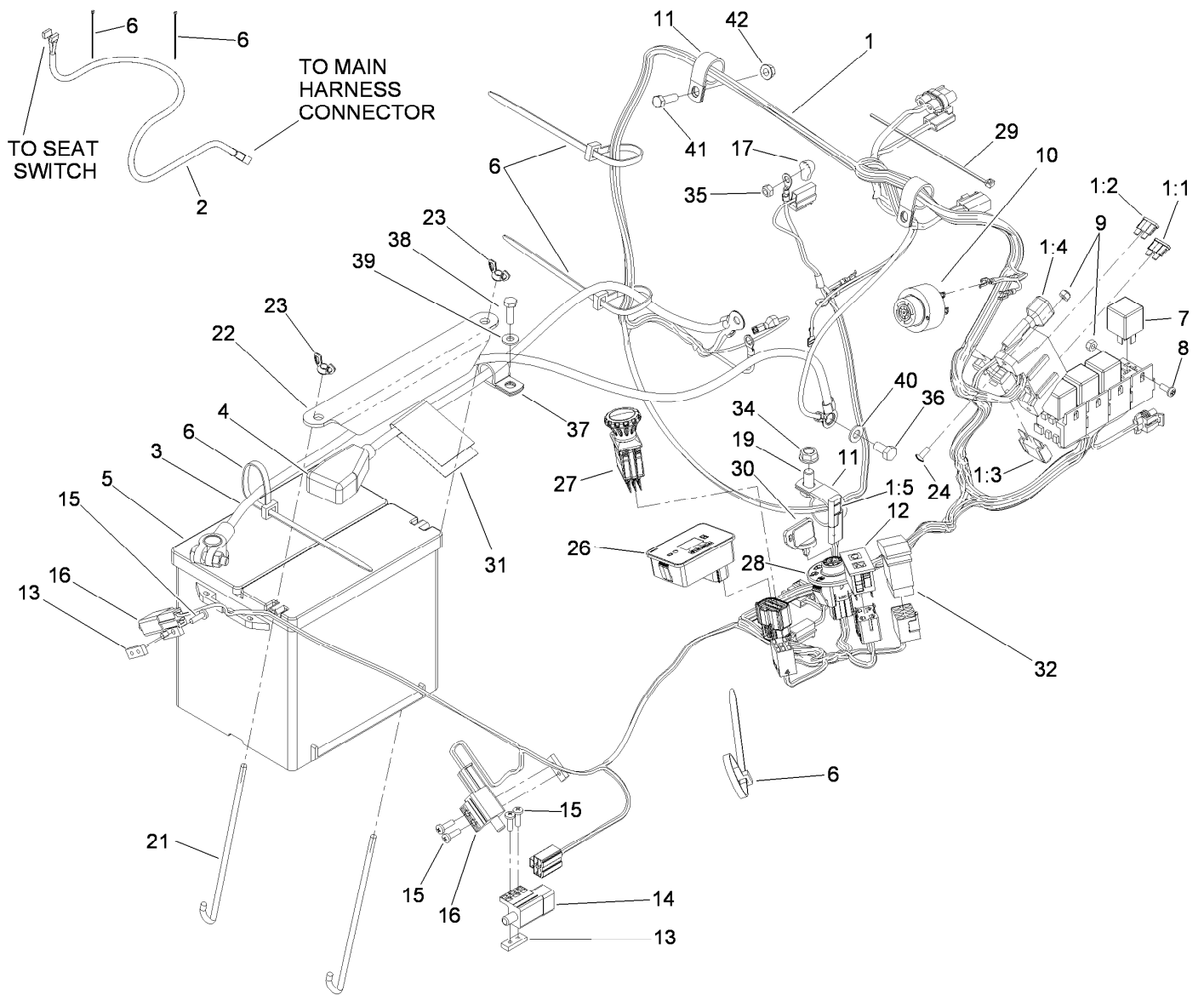
## Rubber Deflector Assembly No. 108-2792

<i>Ref.</i>	<i>Part Number</i>	<i>Qty.</i>	<i>Description</i>
1	3231-4	4	Screw-CARR
2	106-3246-01	1	Deflector
3	106-3248-03	1	Strap-Discharge
4	108-5029	1	Deflector-Rubber
5	108-4059-01	1	Plate-Hinge, Rear
6	106-3253-01	1	Plate-Hinge, Front
7	104-8301	4	Nut-Flange, NI



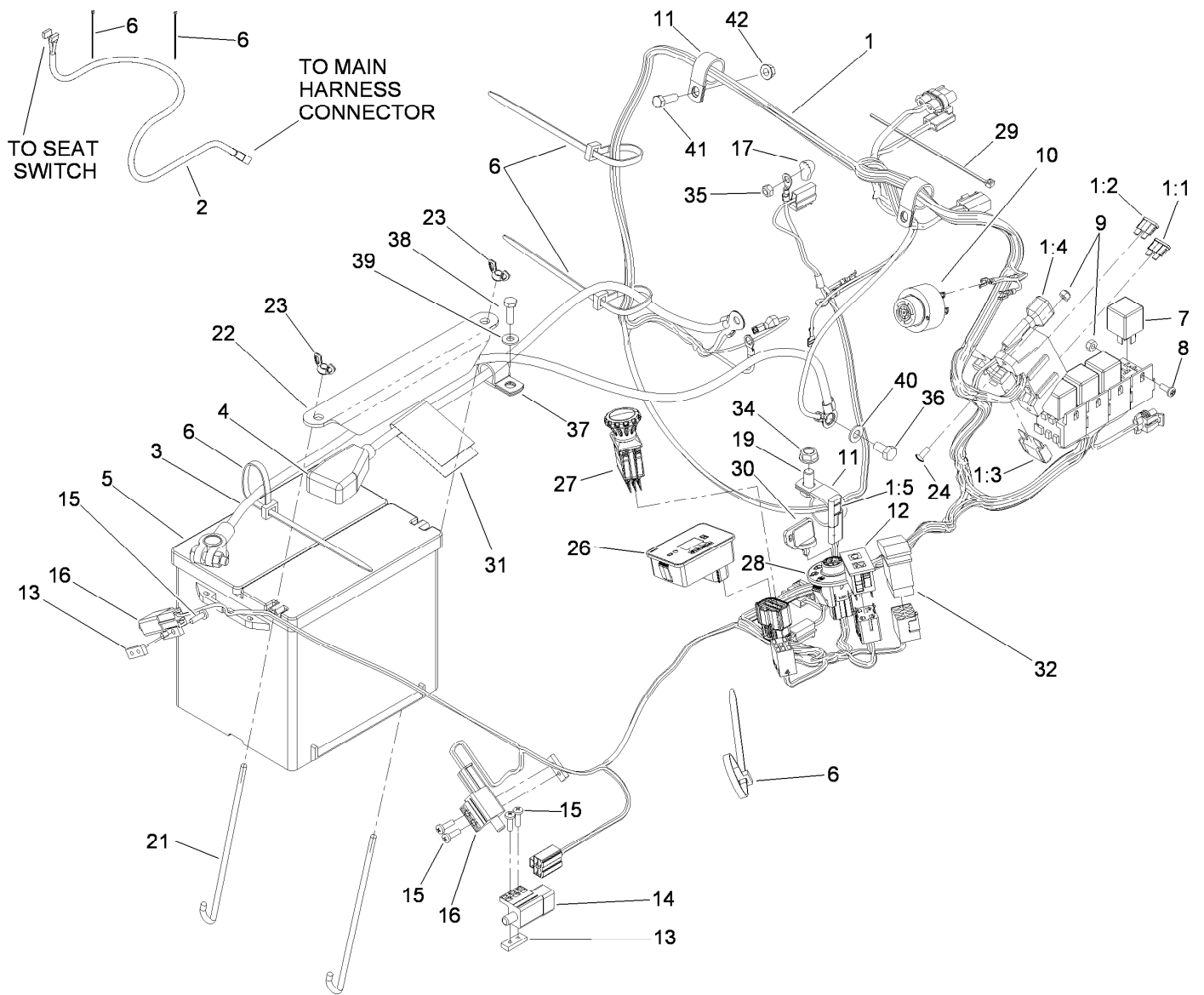
## Lever Assembly No. 107-1664

<i>Ref.</i>	<i>Part Number</i>	<i>Qty.</i>	<i>Description</i>
1	106-3239	1	Screw-Lock
2	107-1644	1	Cap-Lock
3	106-3241	1	Lever-Lock
4	3296-29	1	Nut-Lock, NI



## Electrical Assembly

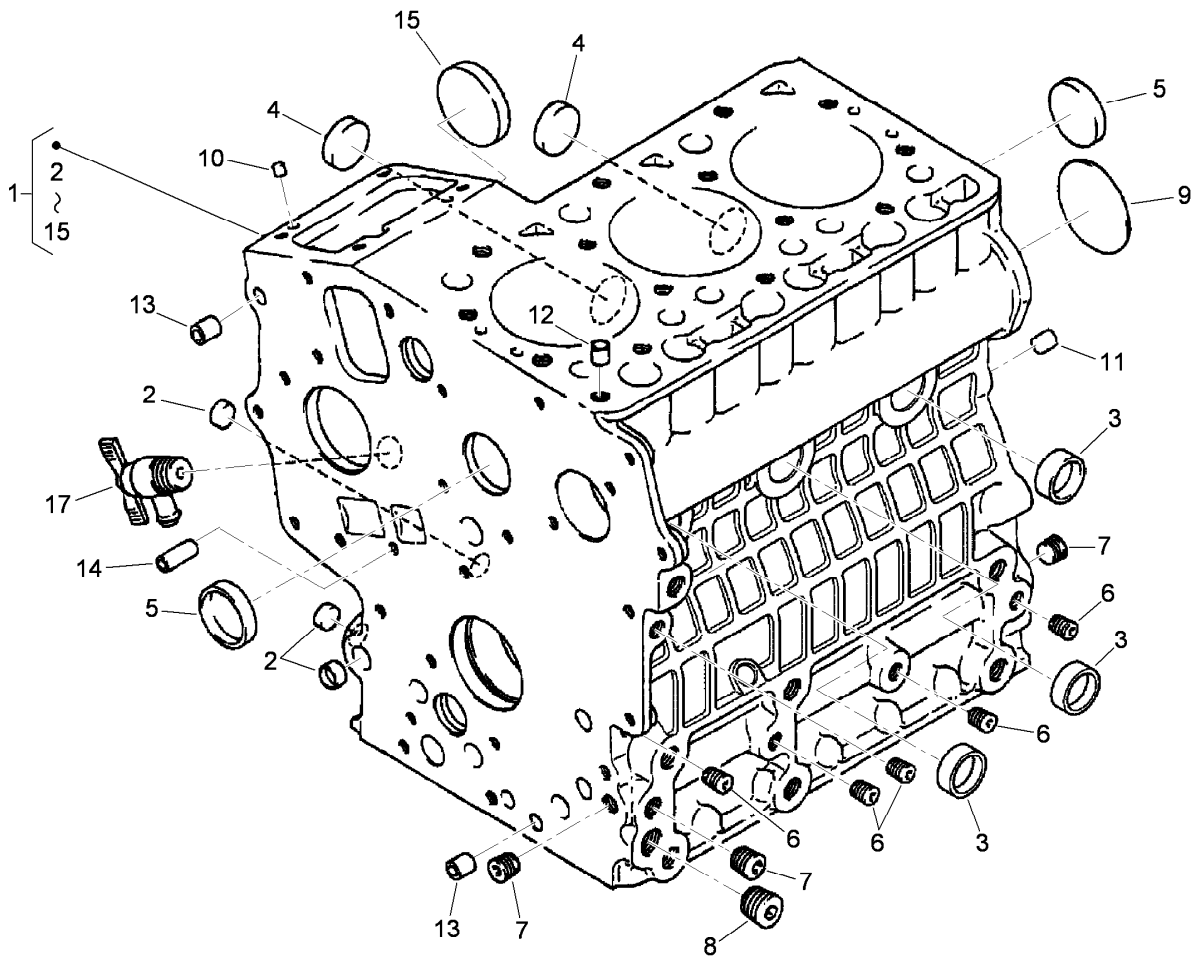
Ref.	Part Number	Qty.	Description	Ref.	Part Number	Qty.	Description
1	119-0351	1	Harness-Wire	17	1-643178	1	Cap-Insulator, Red
1:1	218-578	1	Fuse-Blade, 10 Amp	19	323-4	1	Screw-HH
1:2	109103	1	Fuse-Blade, 30 Amp	21	103-1312	2	Bolt-Holddown
1:3	94-8002	1	Fuse-Blade, 50 Amp	22	103-1311-03	1	Holddown-Battery
1:4	100-4918	1	Diode-Over Molded	23	1-543792	2	Wingnut
1:5	116-0053	1	Cap-Plug	24	1-803075	2	Screw-Head, Truss
2	103-1227	1	Harness-Wiring, Seat	26	116-5609	1	Module ASM
3	110-0303	1	Cable-Battery, Negative	27	116-0124	1	Switch-PTO, 10A
4	110-0304	1	Cable-Battery, Positive	28	117-2221	1	Switch-Ignition
5	106-5187	1	Battery-Dry	29	1-303287	1	Tie-Cable
6	1-303335	7	Tie-Plastic	30	63-8360	2	Key-Ignition
7	1-643275	4	Relay	31	107-9309	1	Decal-Instructions, Charging
8	1-803071	2	Screw	32	110-0811	1	Switch-Rocker
9	3296-2	4	Nut-Lock, NI	34	3290-357	1	Nut-HHF, Whiz
10	103-0205	1	Alarm-Tone, Dual	35	33023-00	1	Nut-Lock
11	1-643312	3	Clip-Loom	36	33114-016	1	Screw-HH
12	100-8071	1	Lamp-Warning	37	1-633396	2	Clip-Loom
13	1-633181	3	Plate-Tapped	38	321-5	2	Screw-HH
14	1-633111	1	Switch	39	3256-22	2	Washer-Flat
15	3290-500	6	Screw-PPH	40	3256-23	1	Washer-Flat
16	1-513051	2	Switch-Open, Normally				



## Electrical Assembly (continued)

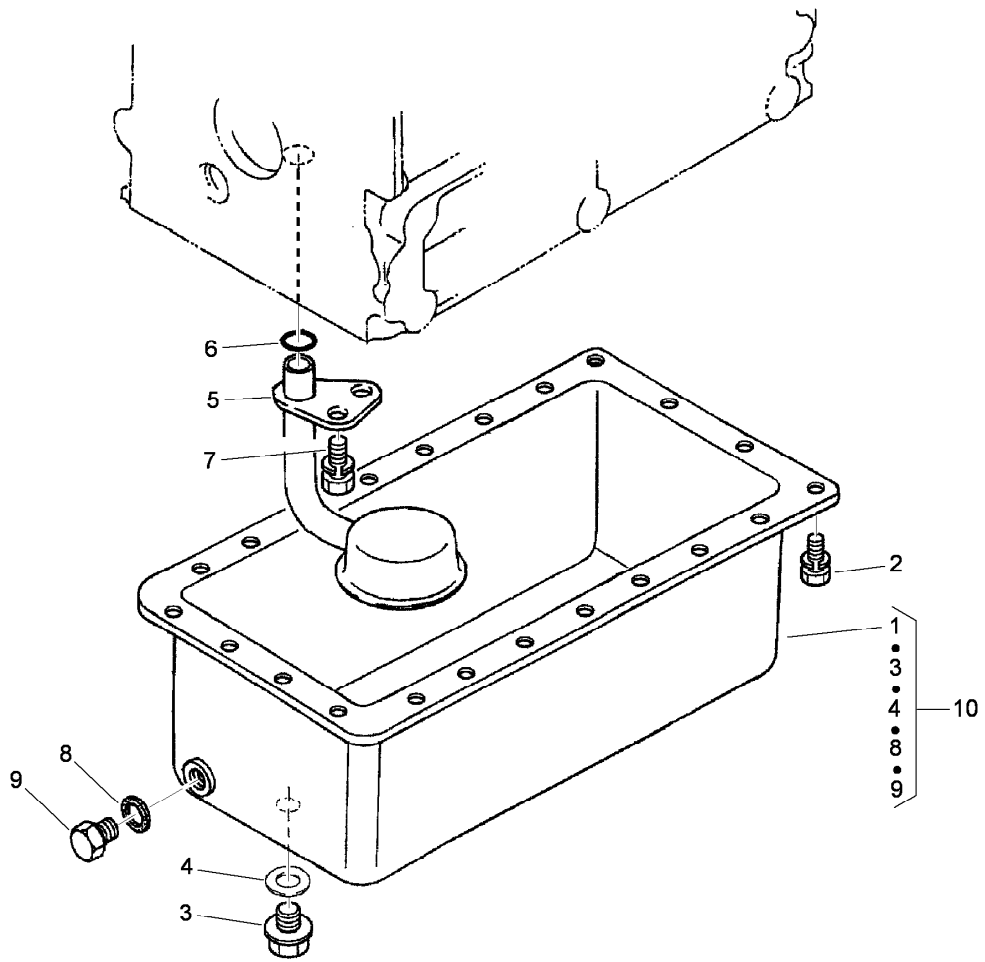
Ref.	Part Number	Qty.	Description
41	322-5	2	Screw-HH
42	32128-20	2	Nut-HF





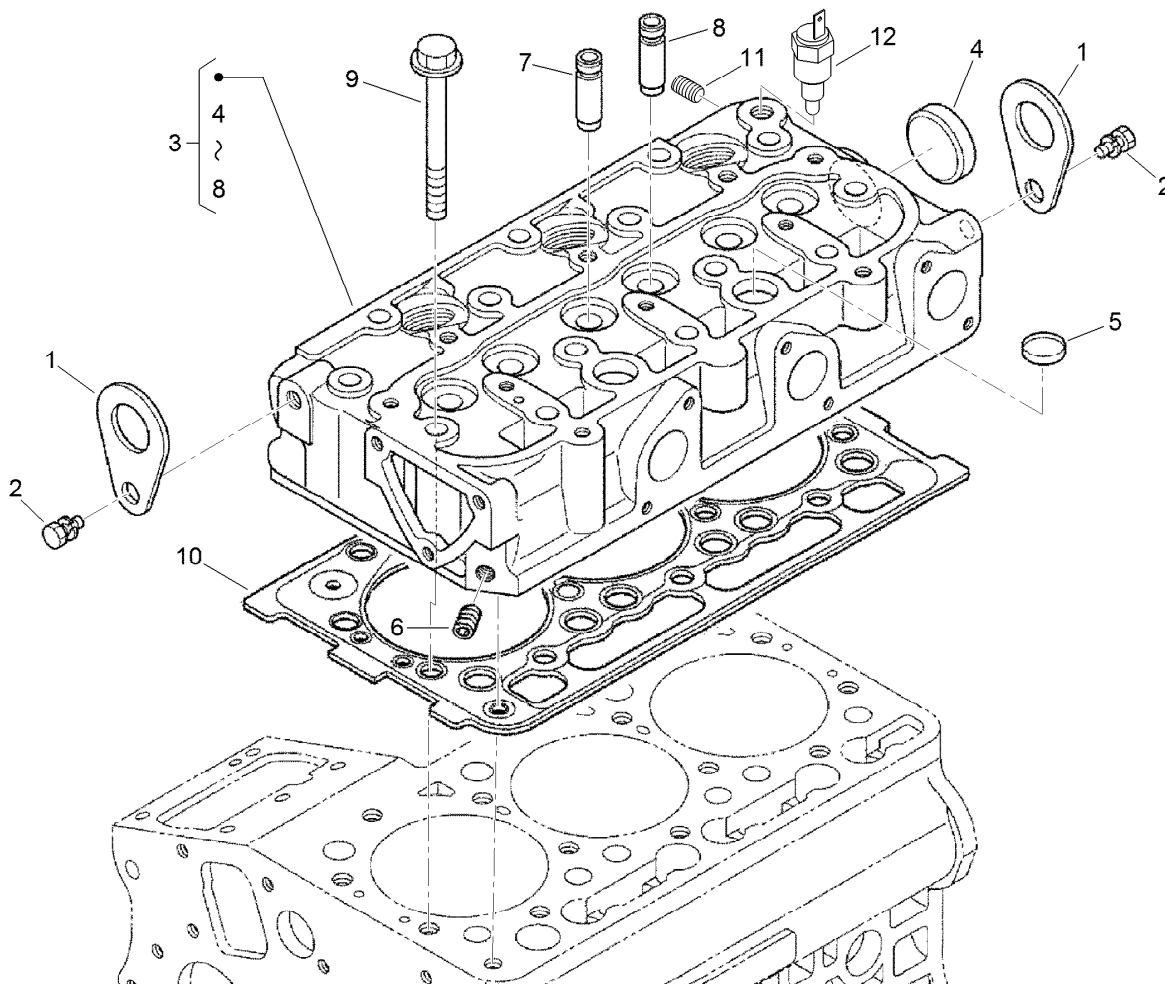
## Crankcase Assembly

<i>Ref.</i>	<i>Part Number</i>	<i>Qty.</i>	<i>Description</i>
1	117-0301	1	Crankcase ASM
2	100-2019	3	Cap-Sealing
3	100-2020	3	Cap-Sealing
4	110-3702	2	Cap-Sealing
5	98-9398	2	Cap-Sealing
6	98-9687	5	Plug
7	98-7487	3	Plug
8	98-7488	1	Plug
9	100-1851	1	Plug-Expansion
10	98-9375	2	Pin-Straight
11	98-9377	2	Pin-Straight
12	98-7506	1	Pin-Pipe
13	98-9387	2	Pin-Pipe
14	100-2051	2	Pin-Pipe
15	100-1991	1	Cover-Fuel, Camshaft
17	98-9436	1	Drain Cock ASM



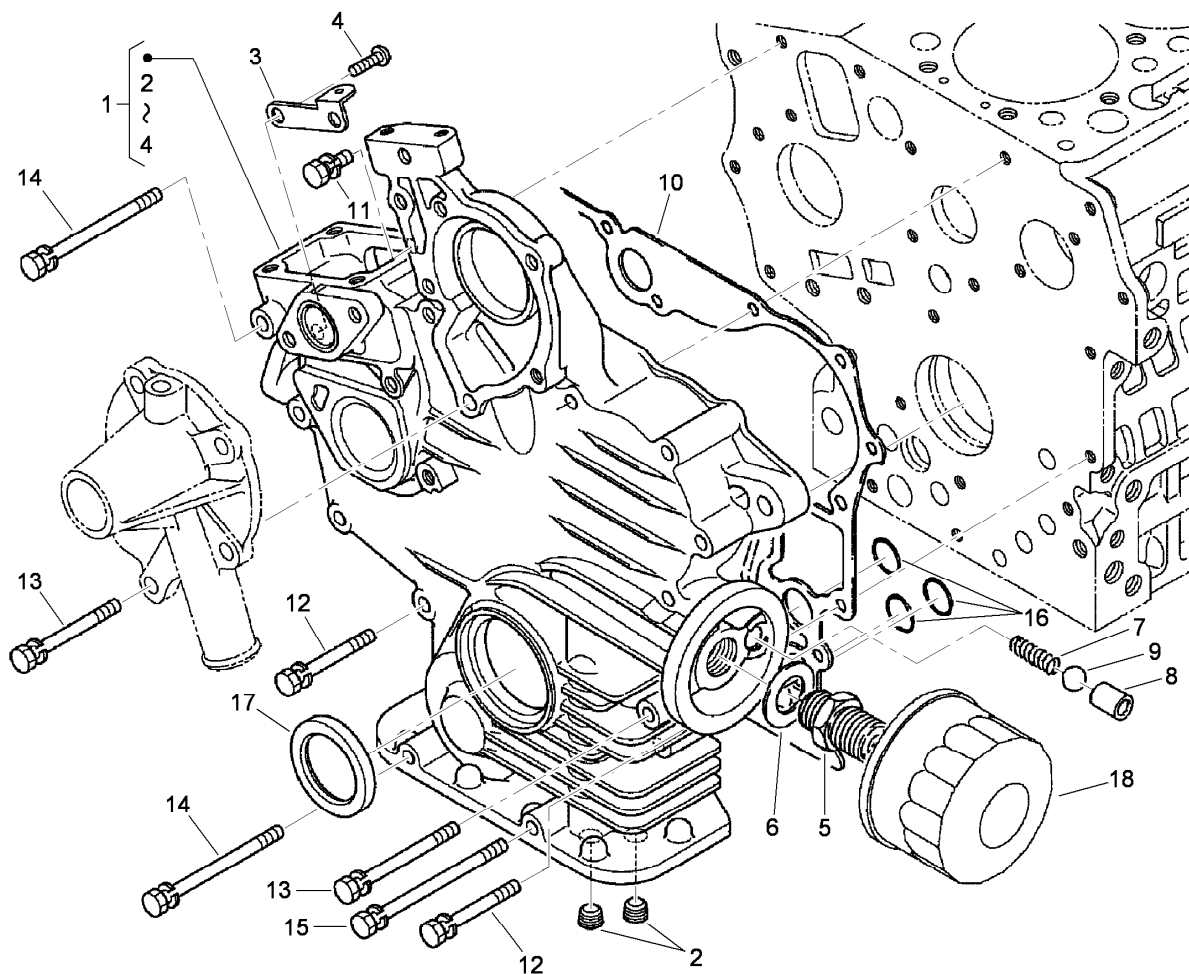
## Oil Pan Assembly

<i>Ref.</i>	<i>Part Number</i>	<i>Qty.</i>	<i>Description</i>
1	112-2523	1	Pan-Oil
2	117-0302	22	Bolt
3	98-9686	1	Plug-Drain
4	110-9715	1	Gasket-Pan, Oil
5	100-2001	1	Strainer-Pickup, Oil
6	105-3776	1	O-Ring
7	100-9195	1	Bolt
8	98-7524	1	Gasket
9	114-8151	1	Plug-Drain
10	112-8327	1	Oil Pan Kit



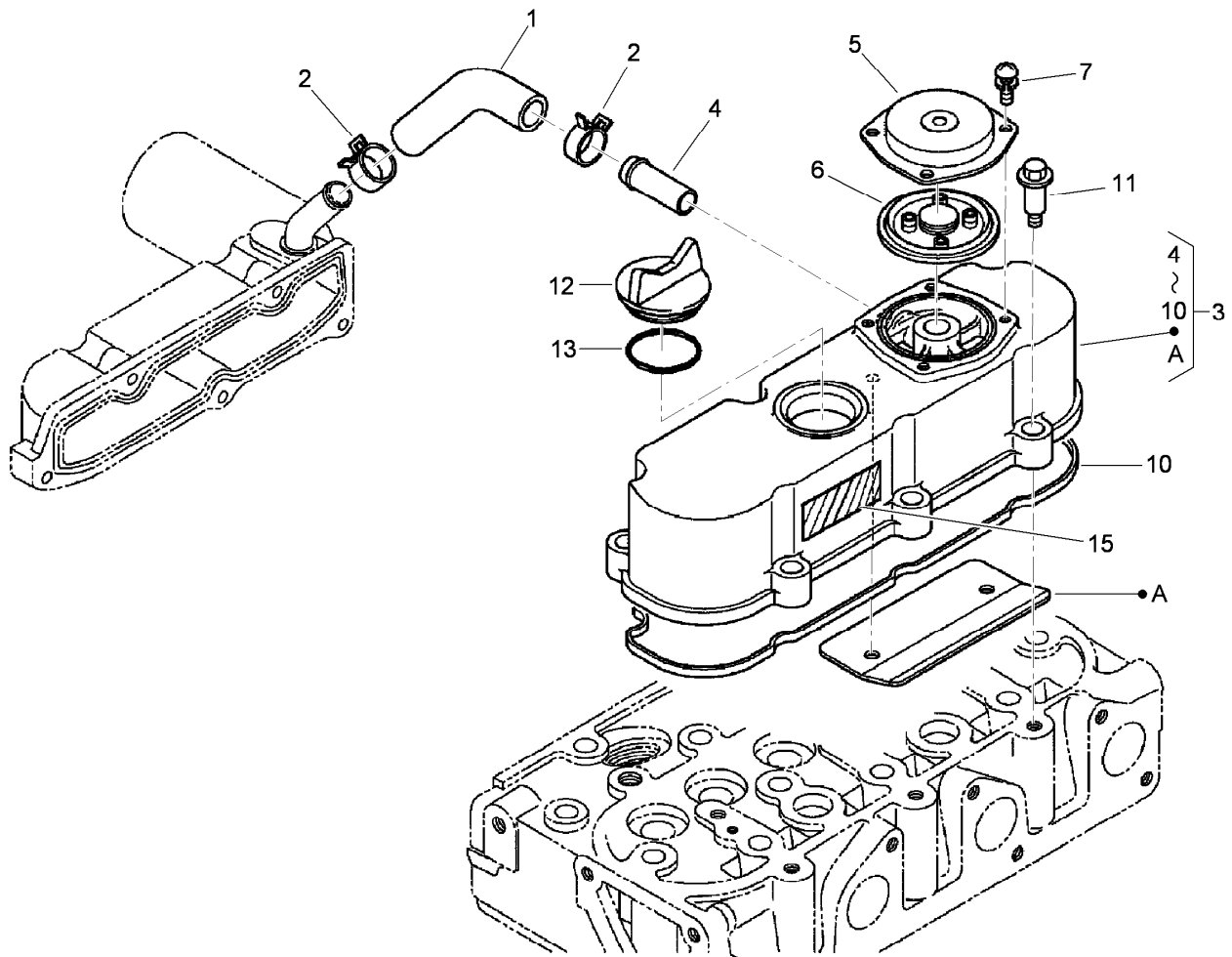
## Cylinder Head Assembly

<i>Ref.</i>	<i>Part Number</i>	<i>Qty.</i>	<i>Description</i>
1	98-7531	2	Hook-Engine
2	98-7526	2	Bolt
3	112-8329	1	Head-Cylinder
4	105-3705	1	Cap-Sealing
5	98-9389	2	Cap-Sealing
6	98-9687	1	Plug
7	100-1882	3	Guide-Valve, Inlet
8	100-1883	3	Guide-Valve, Exhaust
9	100-1820	14	Bolt-Head, Cylinder
10	112-2520	1	Gasket-Head, Cylinder
11	98-9444	1	Plug
12	99-3582	1	Thermoswitch



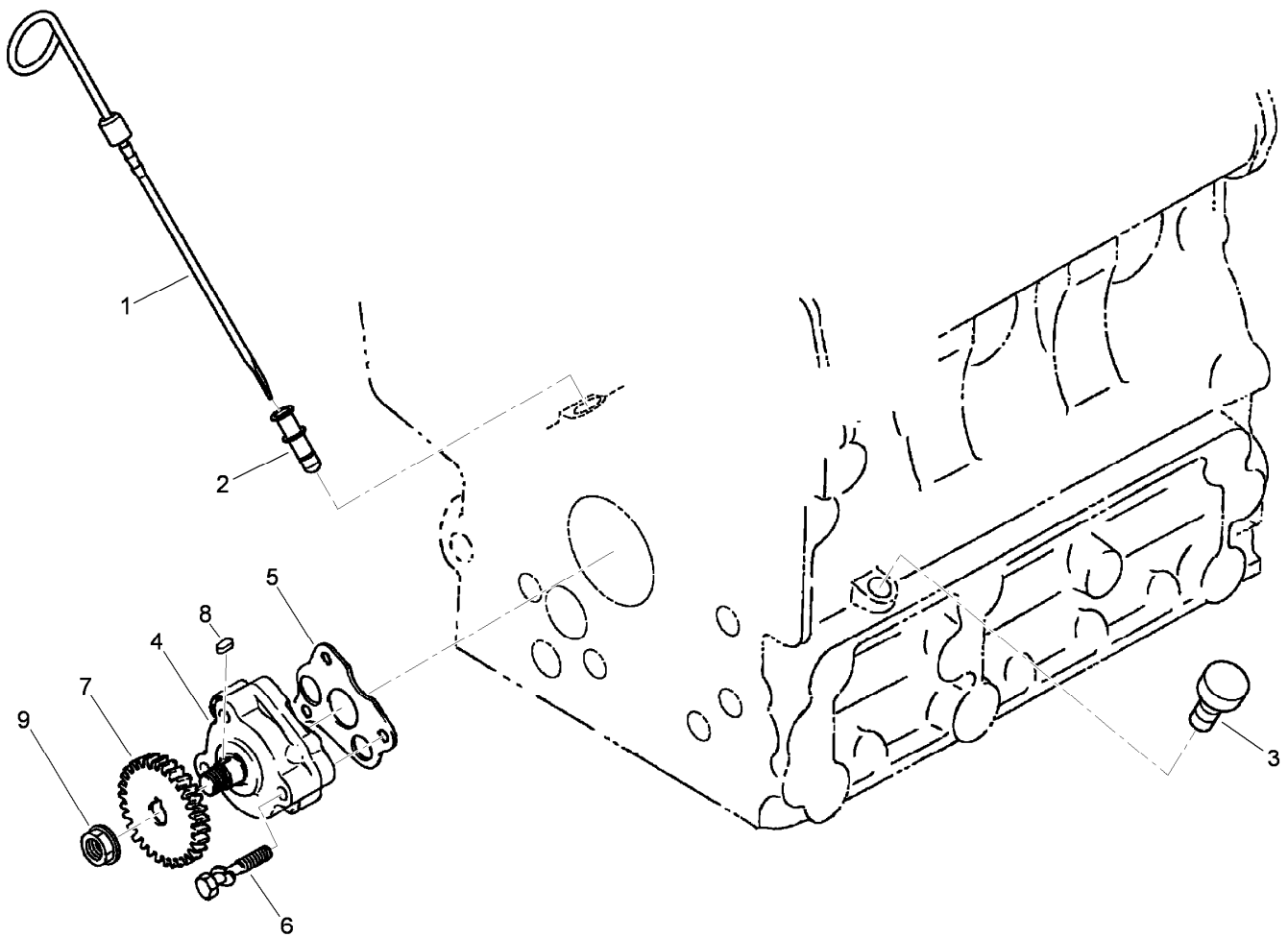
## Gear Case and Oil Filter Cartridge Assembly

<i>Ref.</i>	<i>Part Number</i>	<i>Qty.</i>	<i>Description</i>
1	112-8331	1	Case-Gear
2	98-7488	2	Plug
3	110-3708	1	Stay-Spring, Start
4	100-2040	2	Screw
5	98-9388	1	Joint-Pipe
6	100-1926	1	Washer-Plain
7	100-2004	1	Spring
8	100-1894	1	Seat-Valve
9	100-1792	1	Ball
10	110-3709	1	Gasket-Gearcase
11	98-7605	1	Bolt
12	105-3797	9	Bolt
13	100-1922	2	Bolt
14	98-9357	2	Bolt
15	110-3710	1	Bolt
16	100-2206	3	O-Ring
17	100-1971	1	Seal-Oil
18	100-1892	1	Cartridge-Filter, Oil



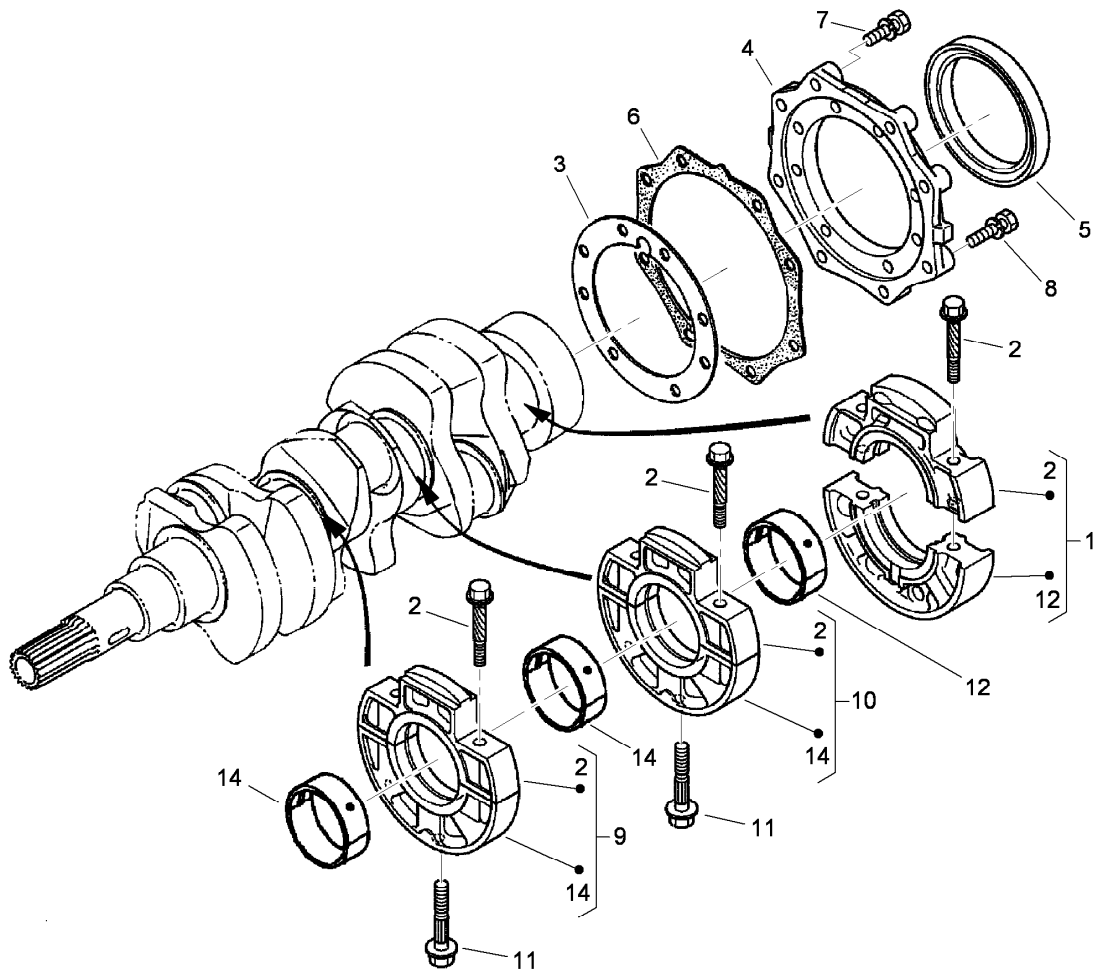
## Cylinder Head Cover Assembly

<i>Ref.</i>	<i>Part Number</i>	<i>Qty.</i>	<i>Description</i>
1	110-3711	1	Tube-Breather
2	110-3712	2	Clamp-Hose
3	112-8332	1	Cylinder Head Cover ASM
4	98-9580	1	Pipe-Return, Water
5	110-3714	1	Cover-Breather
6	110-3715	1	Valve-Breather
7	98-9364	4	Screw (With Washer)
10	112-2521	1	Gasket-Cover, Head
11	108-7063	6	Bolt
12	107-9075	1	Plug-Filler, Oil
13	99-3446	1	O-Ring
15	110-3843	1	Label-Instruction



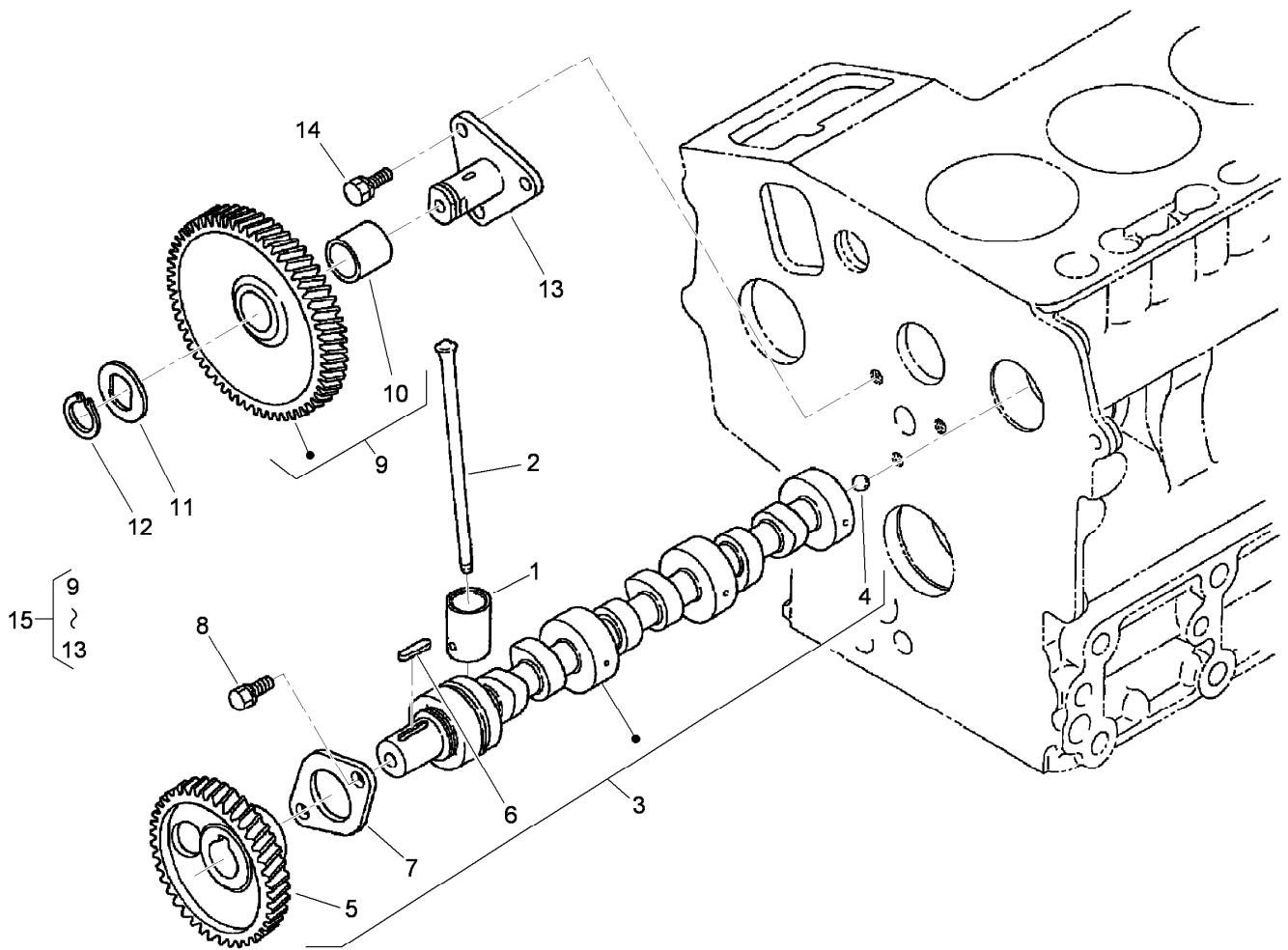
## Dipstick, Guide and Oil Pump Assembly

<i>Ref.</i>	<i>Part Number</i>	<i>Qty.</i>	<i>Description</i>
1	110-3719	1	Gauge-Oil
2	105-4580	1	Guide-Gauge, Oil
3	110-3720	1	Plug-Gauge, Oil
4	100-2002	1	Oil Pump ASM
5	100-2003	1	Gasket-Pump, Oil
6	100-1923	3	Bolt
7	100-1893	1	Gear-Drive, Oil Pump
8	98-7658	1	Key-Feather
9	100-1779	1	Nut-Flange



## Main Bearing Case Assembly

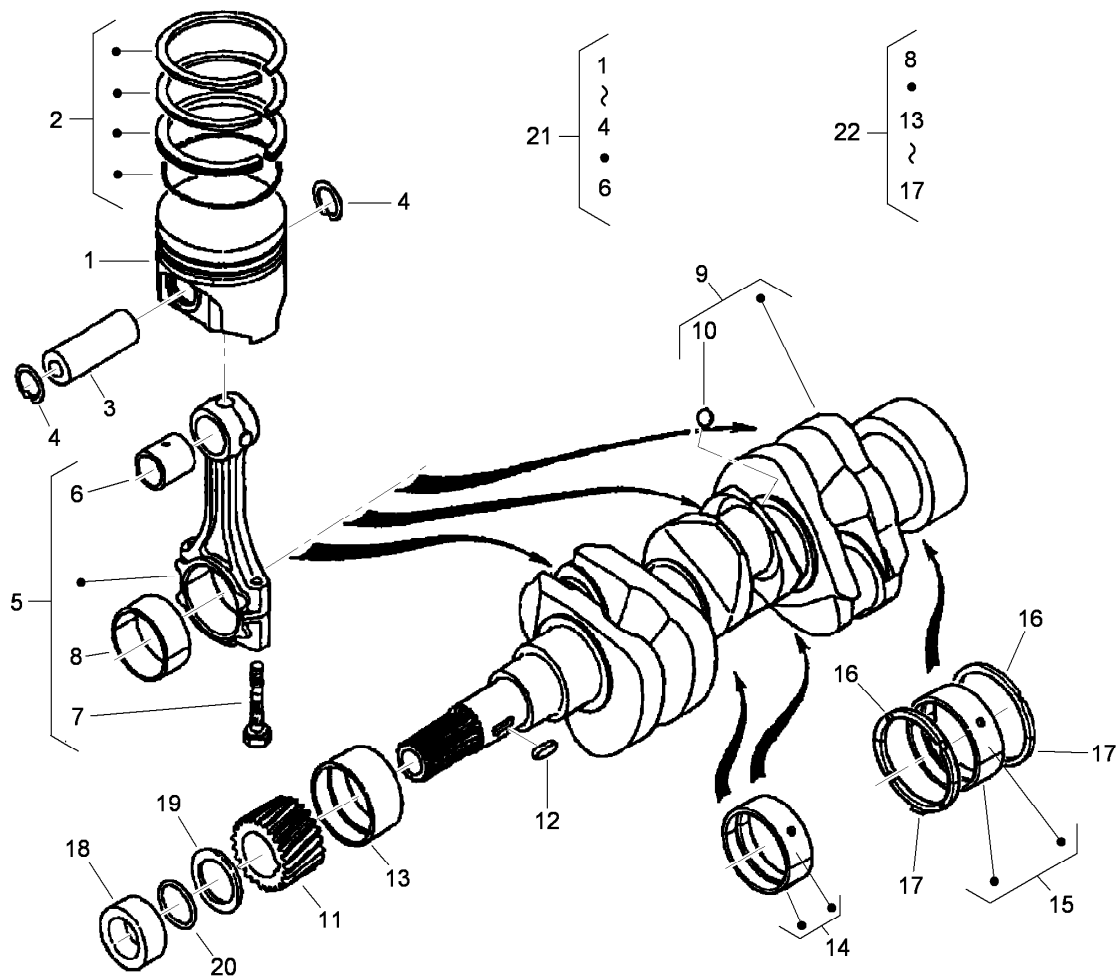
Ref.	Part Number	Qty.	Description
1	112-2494	1	Wheel Case Bearing ASM
2	110-3723	6	Bolt-Case, Bearing
3	117-0304	1	Gasket-Case, Bearing
4	112-8334	1	Cover-Case, Bearing
5	110-3724	1	Seal-Oil
6	100-1876	1	Gasket-Cover, Case
7	98-7568	8	Bolt
8	100-1750	8	Bolt
9	112-2495	1	Main Case Bearing ASM
10	112-2496	1	Main Case Bearing ASM
11	100-1874	2	Bolt-Case, Bearing
12	110-3744	1	Crankshaft Metal ASM (STD)
12	110-3745	1	Crankshaft Metal ASM (-0.20Mm)
12	110-3746	1	Crankshaft Metal ASM (-0.40Mm)
14	110-3741	2	Crankshaft Metal ASM (STD)
14	110-3742	2	Crankshaft Metal ASM (-0.20Mm)
14	110-3743	2	Crankshaft Metal ASM (-0.40Mm)



## Cam Shaft and Idle Gear Assembly

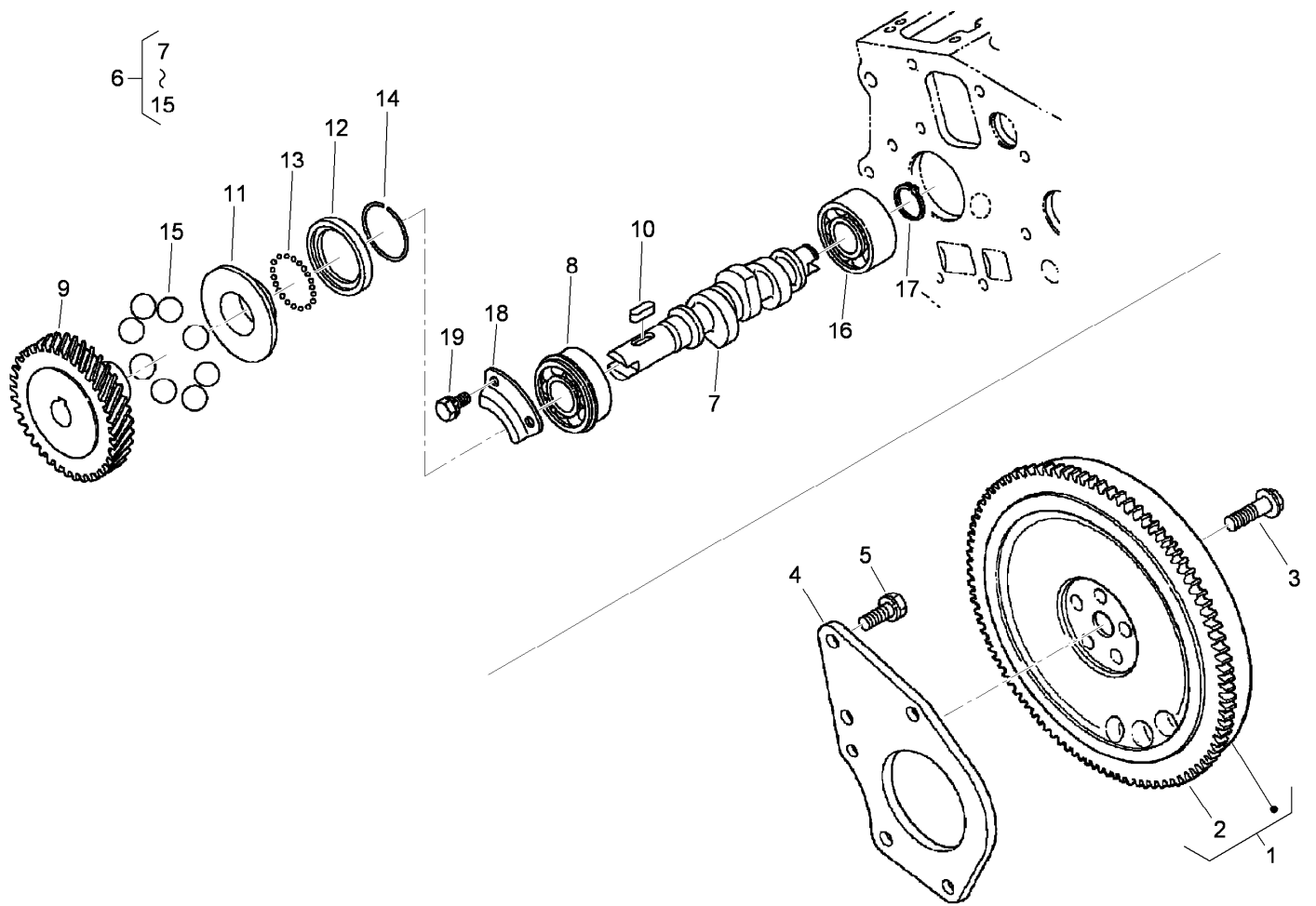
Ref.	Part Number	Qty.	Description
1	110-3727	6	Tappet
2	100-1989	6	Rod-Push
3	117-0305	1	Camshaft ASM
4	110-3729	1	Ball
5	100-2163	1	Gear-Cam
6	98-9378	1	Key-Feather
7	100-1887	1	Stopper-Camshaft
8	98-9350	2	Bolt
9	100-1966	1	Gear-Idle
10	100-1968	1	Bushing
11	100-1970	1	Collar-Gear, Idle
12	100-1969	1	Ring-Snap
13	100-1967	1	Shaft-Gear, Idle
14	98-9351	1	Bolt
15	100-2240	1	Idle Gear ASM





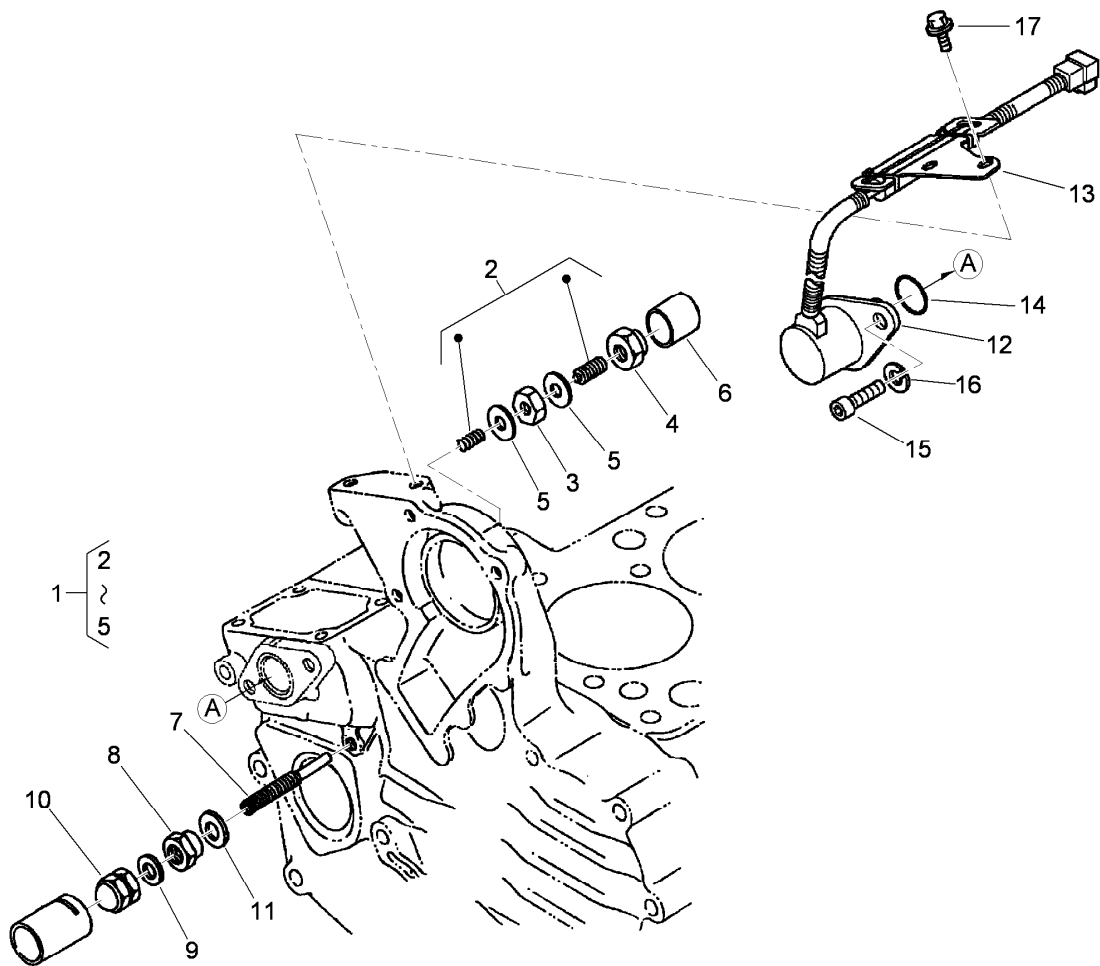
## Piston and Crankshaft Assembly

<i>Ref.</i>	<i>Part Number</i>	<i>Qty.</i>	<i>Description</i>	<i>Ref.</i>	<i>Part Number</i>	<i>Qty.</i>	<i>Description</i>
1	117-0306	3	Piston (STD)	14	110-3743	1	Crankshaft Metal ASM (-0.40Mm)
1	117-0307	3	Piston (+.25Mm)	15	110-3744	1	Crankshaft Metal ASM (STD)
2	112-2501	3	Piston Ring ASM (STD)	15	110-3745	1	Crankshaft Metal ASM (-0.20Mm)
2	112-2502	3	Piston Ring ASM (+.25Mm)	15	110-3746	1	Crankshaft Metal ASM (-0.40Mm)
3	110-3734	3	Pin-Piston	16	100-1836	2	Metal-Side (STD)
4	100-1835	6	Circlip-Internal	16	100-1838	2	Metal-Side (+0.20Mm)
5	110-3735	3	Connecting Rod ASM	16	100-1839	2	Metal-Side (+0.40Mm)
6	110-3736	3	Bushing-Pin, Piston	17	117-0309	2	Metal-Side (STD)
7	100-1999	6	Bolt-Rod, Connecting	17	117-0310	2	Metal-Side (+0.20Mm)
8	100-1942	3	Metal-Crankpin (-0.20Mm)	17	117-0311	2	Metal-Side (+0.40Mm)
8	100-1943	3	Metal-Crankpin (-0.40Mm)	18	100-1890	1	Collar-Crankshaft
8	100-2000	3	Metal-Crankpin (STD)	19	100-1974	1	Slinger-Oil
9	117-0308	1	Crankshaft	20	100-2209	1	O-Ring
10	100-1791	3	Ball	21	112-2497	3	Piston Kit (STD)
11	100-1891	1	Gear-Crankshaft	21	112-2498	3	Piston Kit (+.25Mm)
12	100-1752	1	Key-Feather	22	110-3749	1	Engine Metal Kit
13	110-3738	1	Metal-Crankshaft (STD)	22	110-3750	1	Engine Metal Kit
13	110-3739	1	Metal-Crankshaft (-0.20Mm)	22	110-3751	1	Engine Metal Kit
13	110-3740	1	Metal-Crankshaft (-0.40Mm)				
14	110-3741	1	Crankshaft Metal ASM (STD)				
14	110-3742	1	Crankshaft Metal ASM (-0.20Mm)				



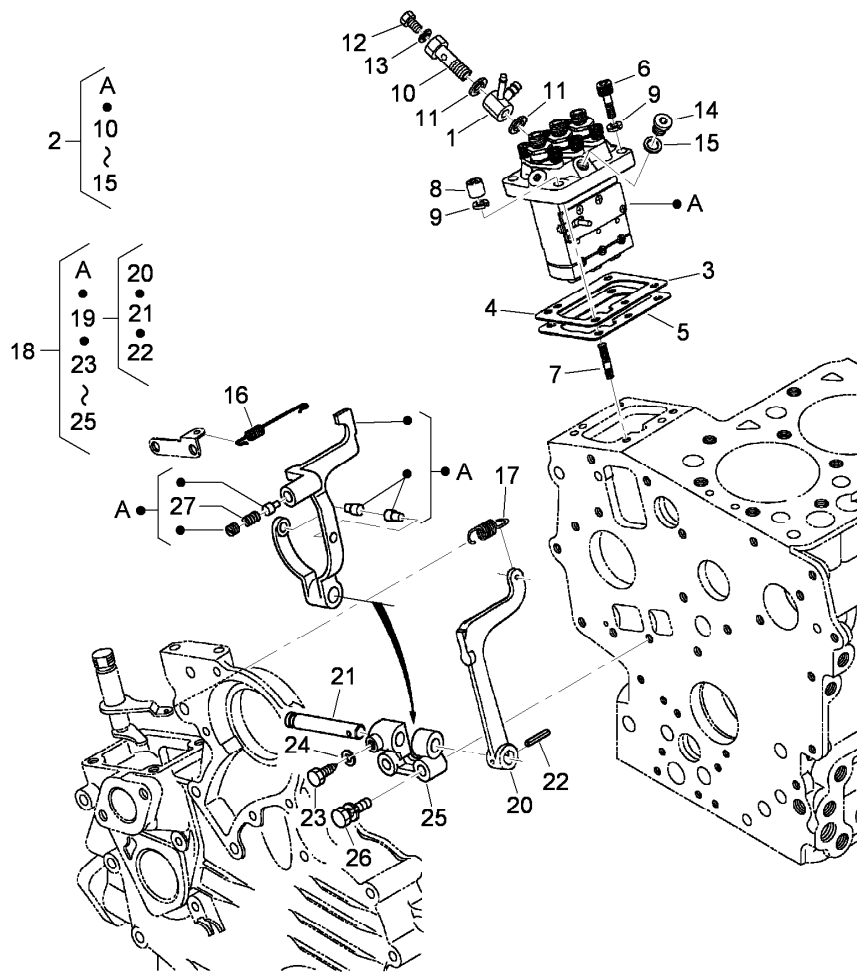
## Flywheel and Fuel Camshaft Assembly

Ref.	Part Number	Qty.	Description
1	110-3752	1	Flywheel
2	112-2816	1	Gear-Ring
3	100-1930	5	Bolt-Flywheel
4	117-0323	1	Plate-End, Rear
5	110-3754	3	Bolt
6	112-8335	1	Fuel Camshaft ASM
7	110-3756	1	Camshaft-Fuel
8	100-1795	1	Bearing-Ball
9	100-2006	1	Gear-Pump, Injection
10	100-1752	1	Key-Feather
11	112-8336	1	Sleeve-Governor
12	100-1904	1	Case-Ball, Governor
13	100-1790	32	Ball
14	100-1843	1	Circ-Clip
15	100-1793	8	Ball
16	110-3757	1	Bearing-Ball
17	100-1784	1	Circ-Clip, External
18	100-1888	1	Stopper-Fuel, Camshaft
19	98-9350	2	Bolt



## Idle Apparatus and Stop Solenoid Assembly

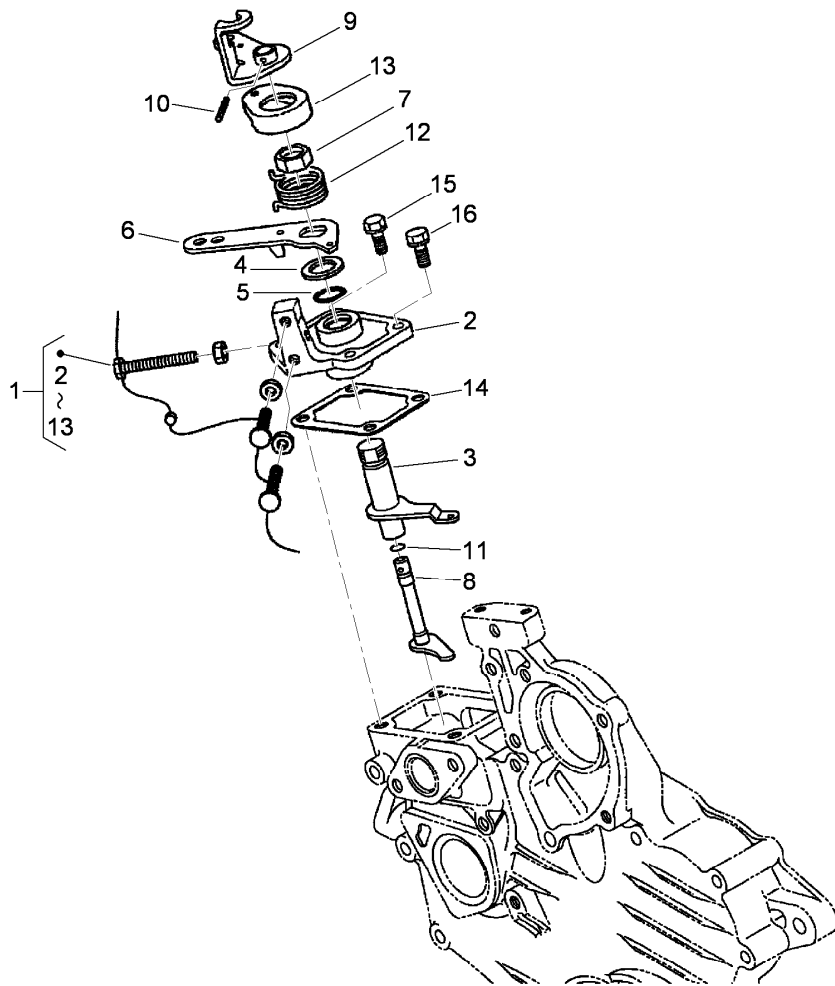
Ref.	Part Number	Qty.	Description
1	100-1898	1	Idle Apparatus ASM
2	100-1899	1	Adjusting Bolt ASM
3	100-1846	1	Nut
4	100-1901	1	Nut-Cap
5	98-7428	2	Gasket
6	100-1902	1	Cap
7	110-3758	1	Bolt-Adjusting
8	100-2175	1	Nut-Lock
9	98-7654	1	Gasket
10	99-8387	1	Nut-Cap
11	107-9081	1	Gasket
12	110-3760	1	Solenoid-Stop
13	110-3761	1	Stay-Commander, Coil
14	110-3762	1	O-Ring
15	110-3763	2	Bolt-HSH
16	98-7699	2	Washer-Spring
17	100-1774	2	Bolt-Flange



## Injection Pump and Governor Assembly

<i>Ref.</i>	<i>Part Number</i>	<i>Qty.</i>	<i>Description</i>
1	110-3764	1	Joint
2	110-3765	1	Injection Pump ASM
3	98-9456	1	Shim-Injection (0.20Mm)
4	98-9457	1	Shim-Injection (0.25Mm)
5	98-9458	1	Shim-Injection (0.30Mm)
6	98-9361	2	Bolt-HSH
7	98-9438	2	Stud
8	98-9440	2	Nut-Cap
9	98-7699	4	Washer-Spring
10	100-1896	1	Screw-Hollow
11	98-9445	2	Gasket
12	98-9430	1	Screw
13	98-9446	1	Gasket
14	98-9466	1	Plug

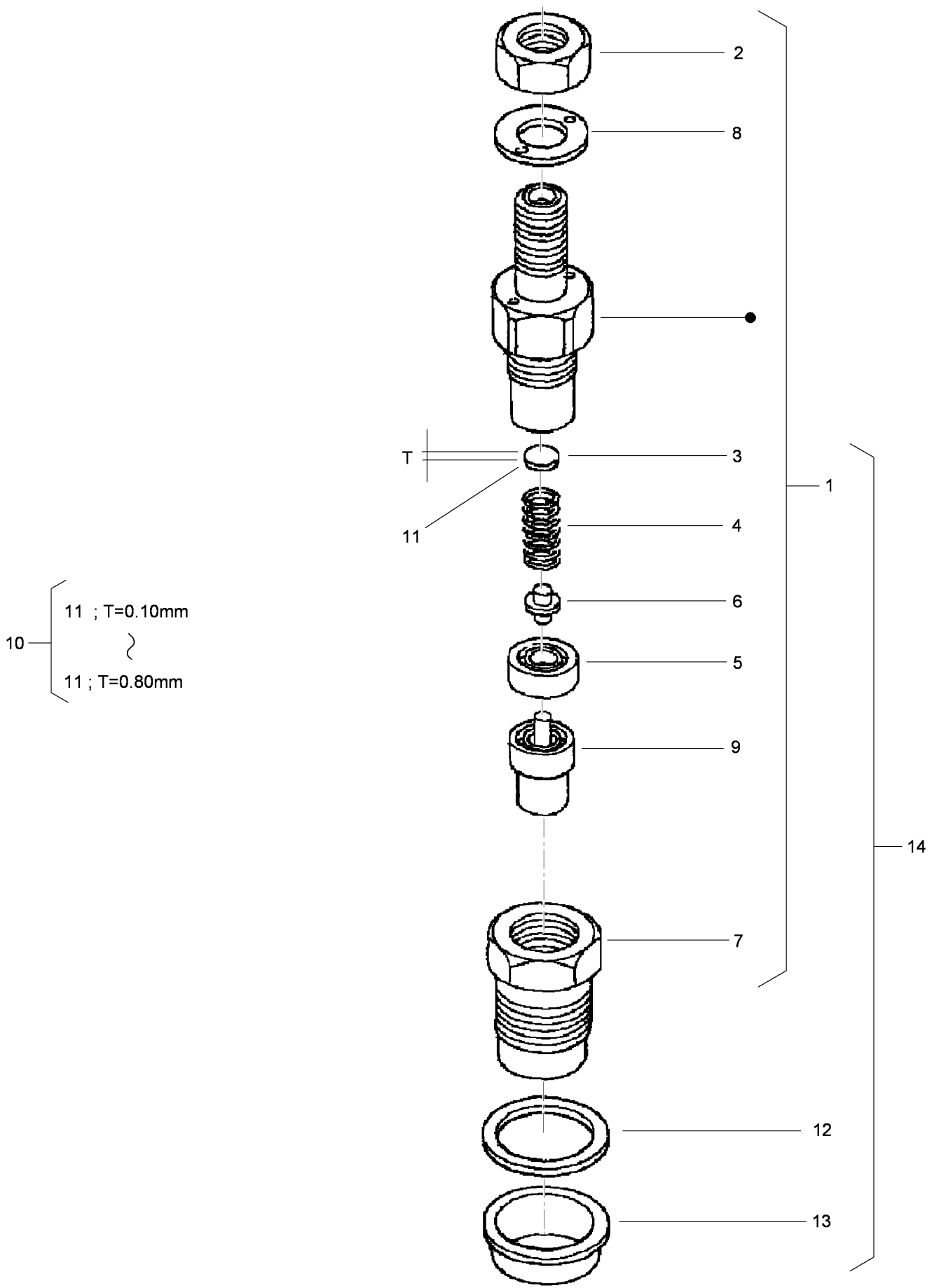
<i>Ref.</i>	<i>Part Number</i>	<i>Qty.</i>	<i>Description</i>
15	98-9451	1	Gasket
16	110-3766	1	Spring-Start
17	110-3767	1	Spring-Governor
18	112-8337	1	Fork Lever ASM
19	100-1905	1	Fork Lever ASM
20	100-1907	1	Lever-Fork
21	100-1908	1	Shaft-Lever, Fork
22	100-1751	1	Pin-Spring
23	100-1845	1	Bolt
24	100-2204	1	Washer-Spring
25	100-1909	1	Holder-Lever, Fork
26	100-1763	2	Bolt
27	117-0313	1	Spring



## Speed Control Plate Assembly

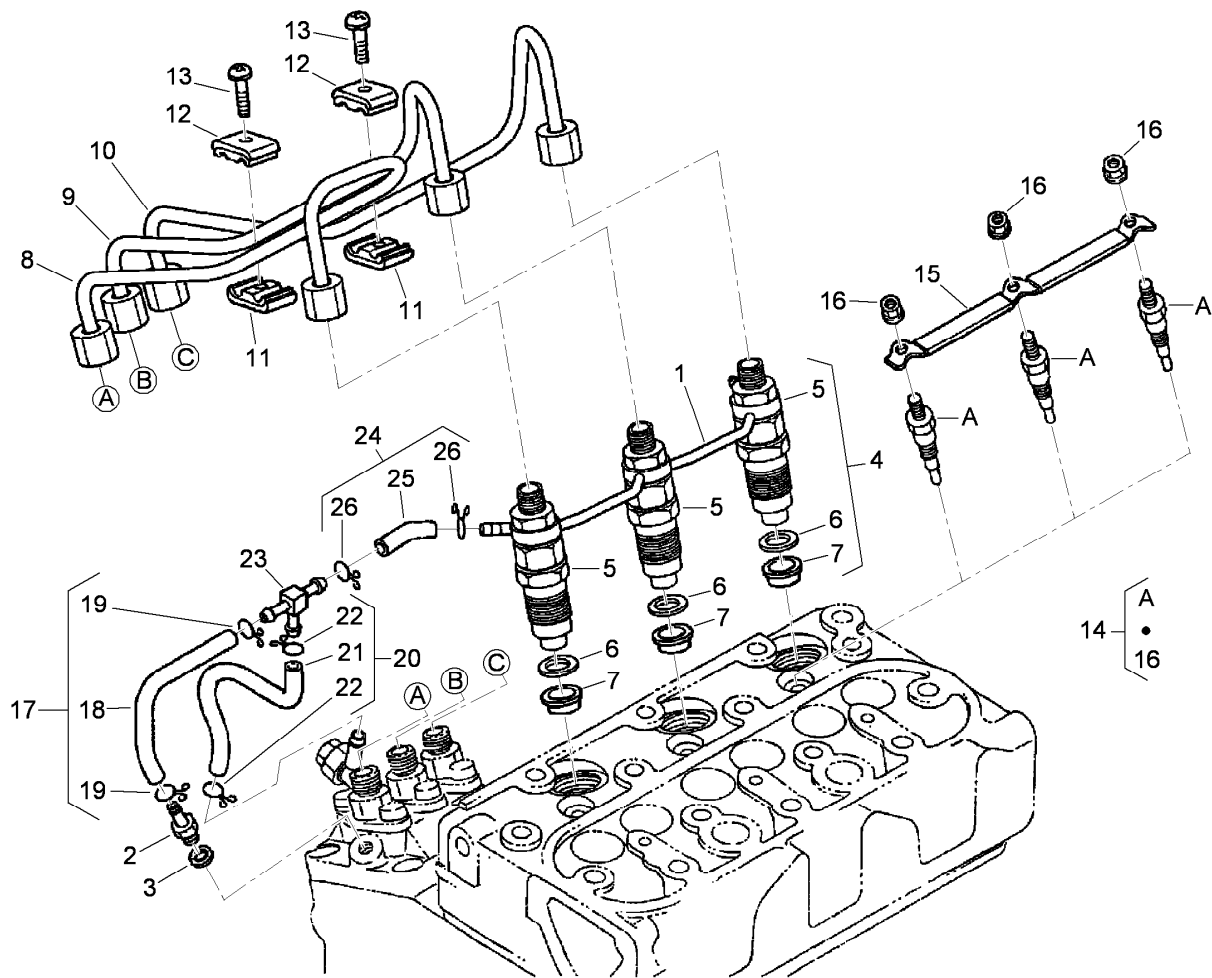
<i>Ref.</i>	<i>Part Number</i>	<i>Qty.</i>	<i>Description</i>
1	110-3769	1	Speed Control Plate ASM
2	110-3770	1	Plate-Control, Speed
3	110-3771	1	Lever-Governor
4	110-3772	1	Collar
5	100-2208	1	O-Ring
6	110-3773	1	Lever-Control, Speed
7	110-3774	1	Nut-Control, Speed
8	110-3775	1	Shaft-Lever
9	110-3776	1	Lever-Stop, Engine
10	110-3777	1	Pin-Spring
11	100-2207	1	O-Ring
12	110-3778	1	Spring-Return
13	110-3779	1	Cap
14	100-1962	1	Gasket-Plate, Control
15	98-7605	2	Bolt
16	112-2507	2	Bolt

# Nozzle Holder Assembly



## Nozzle Holder Assembly (continued)

<i>Ref.</i>	<i>Part Number</i>	<i>Qty.</i>	<i>Description</i>	<i>Ref.</i>	<i>Part Number</i>	<i>Qty.</i>	<i>Description</i>
1	100-1758	3	Nozzle Holder ASM	11	98-7860	3	Washer-Adjusting (1.400Mm)
2	98-7613	3	Nut	11	98-7861	3	Washer-Adjusting (1.425Mm)
3	98-7642	3	Washer-Adjusting (0.900Mm)	11	98-7862	3	Washer-Adjusting (1.450Mm)
4	98-7647	3	Spring-Nozzle	11	98-7863	3	Washer-Adjusting (1.475Mm)
5	98-7665	3	Spacer-Distance	11	98-7864	3	Washer-Adjusting (1.500Mm)
6	98-7666	3	Rod-Push	11	98-7865	3	Washer-Adjusting (1.525Mm)
7	100-2008	3	Nut-Nozzle	11	98-7866	3	Washer-Adjusting (1.550Mm)
8	98-7668	3	Washer	11	98-7867	3	Washer-Adjusting (1.575Mm)
9	100-2009	3	Piece-Nozzle	11	98-7868	3	Washer-Adjusting (1.600Mm)
10	98-9448	3	Adjusting Washer ASM	11	98-7869	3	Washer-Adjusting (1.625Mm)
11	98-7642	3	Washer-Adjusting (0.900Mm)	11	98-7870	3	Washer-Adjusting (1.650Mm)
11	98-7841	3	Washer-Adjusting (0.925Mm)	11	98-7871	3	Washer-Adjusting (1.675Mm)
11	98-7842	3	Washer-Adjusting (0.950Mm)	11	98-7872	3	Washer-Adjusting (1.700Mm)
11	98-7843	3	Washer-Adjusting (0.975Mm)	11	98-7873	3	Washer-Adjusting (1.725Mm)
11	98-7844	3	Washer-Adjusting (1.000Mm)	11	98-7874	3	Washer-Adjusting (1.750Mm)
11	98-7845	3	Washer-Adjusting (1.025Mm)	11	98-7875	3	Washer-Adjusting (1.775Mm)
11	98-7846	3	Washer-Adjusting (1.050Mm)	11	98-7876	3	Washer-Adjusting (1.800Mm)
11	98-7847	3	Washer-Adjusting (1.075Mm)	11	98-7877	3	Washer-Adjusting (1.825Mm)
11	98-7848	3	Washer-Adjusting (1.100Mm)	11	98-7878	3	Washer-Adjusting (1.850Mm)
11	98-7849	3	Washer-Adjusting (1.125Mm)	11	98-7879	3	Washer-Adjusting (1.875Mm)
11	98-7850	3	Washer-Adjusting (1.150Mm)	11	98-7880	3	Washer-Adjusting (1.900Mm)
11	98-7851	3	Washer-Adjusting (1.175Mm)	11	98-7881	3	Washer-Adjusting (1.925Mm)
11	98-7852	3	Washer-Adjusting (1.200Mm)	11	98-7882	3	Washer-Adjusting (1.950Mm)
11	98-7853	3	Washer-Adjusting (1.225Mm)	12	98-7676	3	Gasket
11	98-7854	3	Washer-Adjusting (1.250Mm)	13	98-7677	3	Seal-Heat
11	98-7855	3	Washer-Adjusting (1.275Mm)	14	100-1982	3	Nozzle Holder Kit
11	98-7856	3	Washer-Adjusting 1.300Mm)				
11	98-7857	3	Washer-Adjusting (1.325Mm)				
11	98-7858	3	Washer-Adjusting (1.350Mm)				
11	98-7859	3	Washer-Adjusting (1.375Mm)				

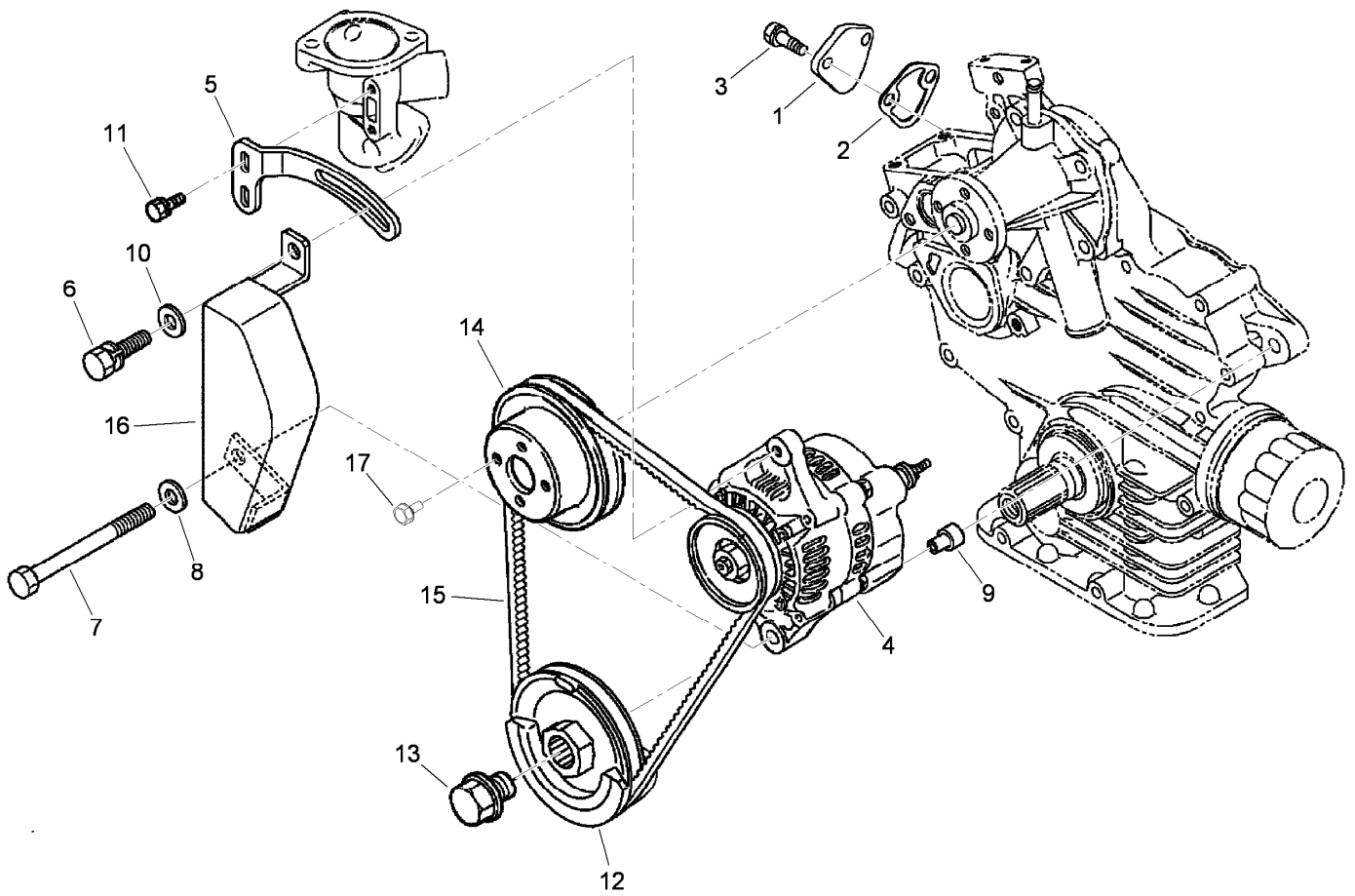


## Nozzle Holder and Glow Plug Assembly

<i>Ref.</i>	<i>Part Number</i>	<i>Qty.</i>	<i>Description</i>
1	110-3780	1	Over Flow Pipe ASM
2	98-9431	1	Screw-Bleeder, Air
3	98-7654	1	Gasket
4	100-1982	3	Nozzle Holder Kit
5	100-1758	3	Nozzle Holder ASM
6	98-7676	3	Gasket
7	98-7677	3	Seal-Heat
8	110-3781	1	Pipe-Injection
9	110-3782	1	Pipe-Injection
10	110-3783	1	Pipe-Injection
11	98-7682	2	Clamp-Pipe
12	98-7683	2	Clamp-Pipe
13	98-7684	2	Screw (W/Washer)

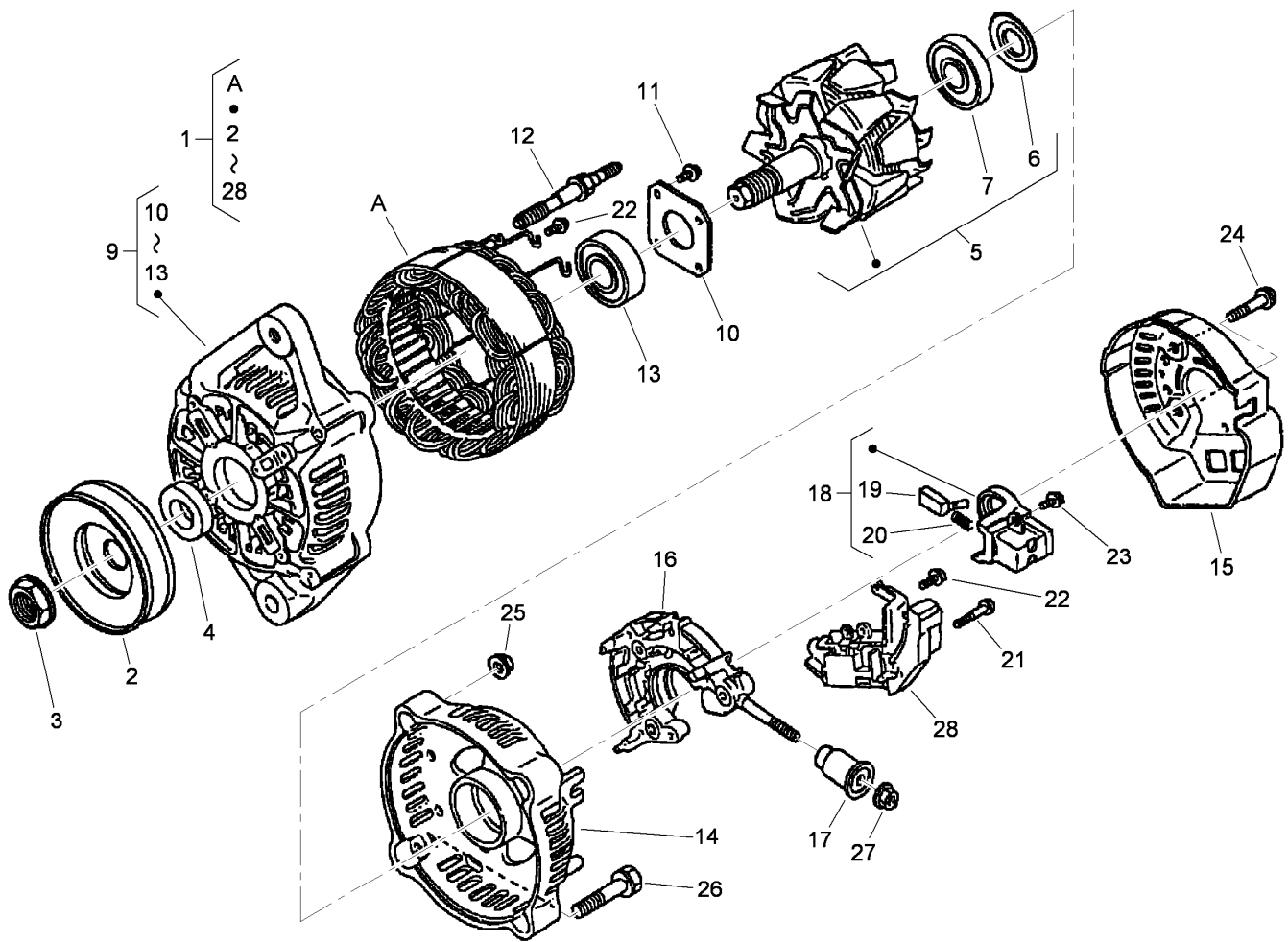
<i>Ref.</i>	<i>Part Number</i>	<i>Qty.</i>	<i>Description</i>
14	98-7685	3	Plug-Glow
15	110-3784	1	Cord-Plug, Glow
16	99-8377	3	Nut-Flange
17	110-3785	1	Fuel Tube ASM
18	110-3786	1	Tube-Fuel
19	98-7671	4	Clip-Pipe
20	110-3787	1	Fuel Tube ASM
21	110-3788	1	Tube-Fuel
22	98-7671	2	Clip-Pipe
23	112-8338	1	Pipe-Joint, T
24	110-3790	1	Fuel Tube ASM
25	110-3791	1	Tube-Fuel
26	100-2217	2	Clip-Pipe





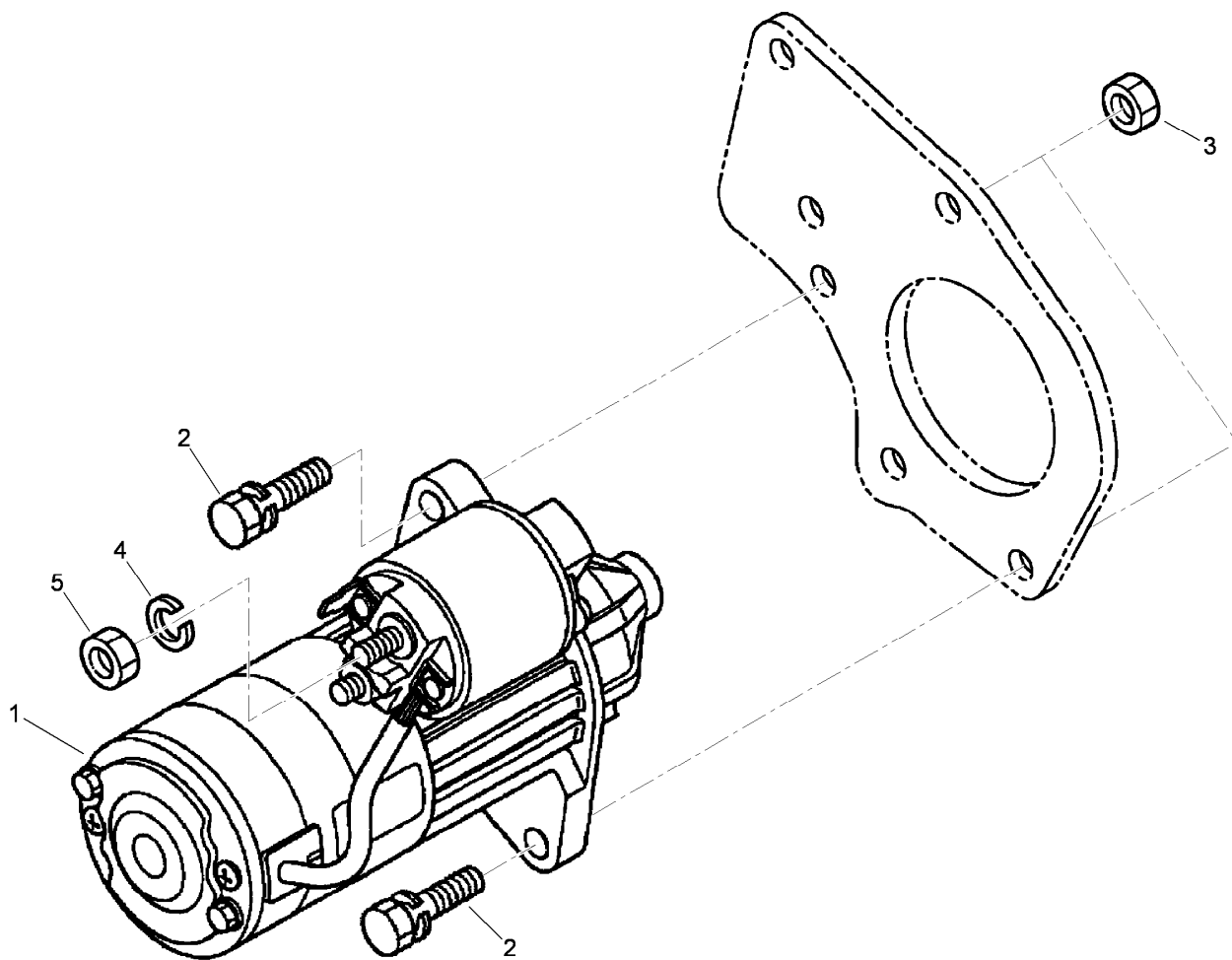
## Alternator, Pulley and Fuel Pump Cover Assembly

<i>Ref.</i>	<i>Part Number</i>	<i>Qty.</i>	<i>Description</i>
1	99-3514	1	Cover
2	98-9636	1	Gasket-Pump, Fuel
3	98-7692	2	Bolt
4	117-5541	1	Alternator ASM
5	117-0314	1	Stay-Alternator
6	98-7697	1	Bolt
7	110-3793	1	Bolt
8	98-7660	1	Washer-Plain
9	110-3794	1	Collar
10	100-9233	1	Washer-Plain
11	98-7605	2	Bolt
12	112-8339	1	Pulley-Drive, Fan
13	100-1978	1	Bolt
14	100-1921	1	Pulley-Fan
15	110-3796	1	Belt-V
16	117-0315	1	Cover-Alternator
17	99-8363	4	Bolt-Flange



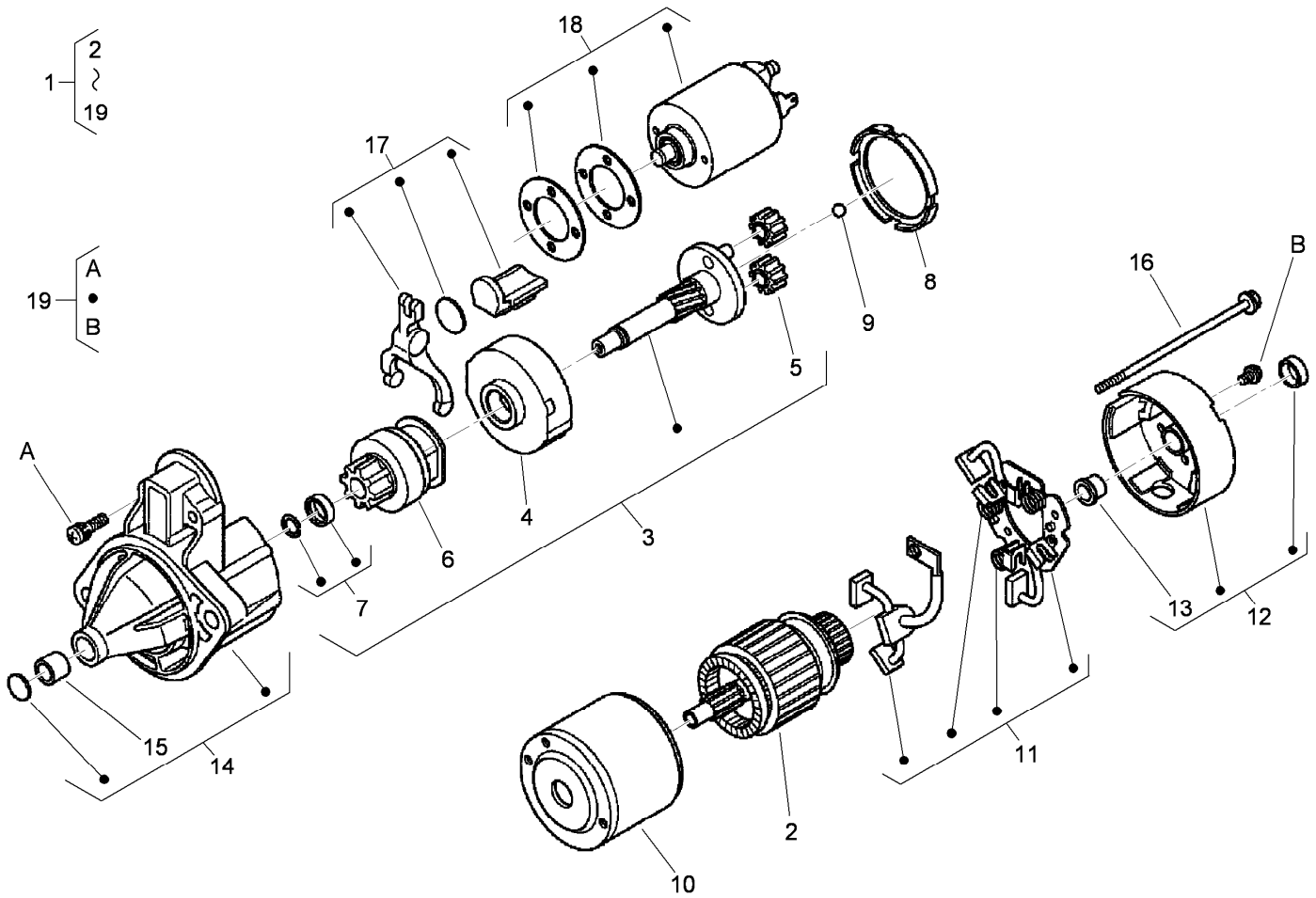
## Alternator Components Assembly

Ref.	Part Number	Qty.	Description	Ref.	Part Number	Qty.	Description
1	117-5541	1	Alternator ASM	16	117-0322	1	Holder
2	98-9453	1	Pulley-Dynamo	17	117-0321	1	Insulation-Brush
3	98-7708	1	Nut	18	107-0141	1	Brush Holder ASM
4	98-7709	1	Collar	19	98-7724	2	Brush
5	117-0317	1	Rotor ASM	20	98-7725	2	Spring-Brush
6	98-7711	1	Cover-Bearing	21	98-7726	2	Screw-Head, Round
7	107-0138	1	Bearing-Ball	22	98-7727	6	Screw-Head, Round
9	117-0316	1	Drive End Frame ASM	23	98-7728	1	Screw-Head, Round
10	98-7715	1	Plate-Retainer	24	98-7729	3	Bolt
11	98-7716	4	Screw-Head, Round	25	98-7730	2	Nut
12	98-7717	2	Bolt-Through	26	98-7731	2	Bolt
13	107-0137	1	Bearing-Ball	27	98-7732	1	Nut
14	117-0318	1	Frame-End	28	117-0319	1	Regulator ASM
15	117-0320	1	Cover-End				



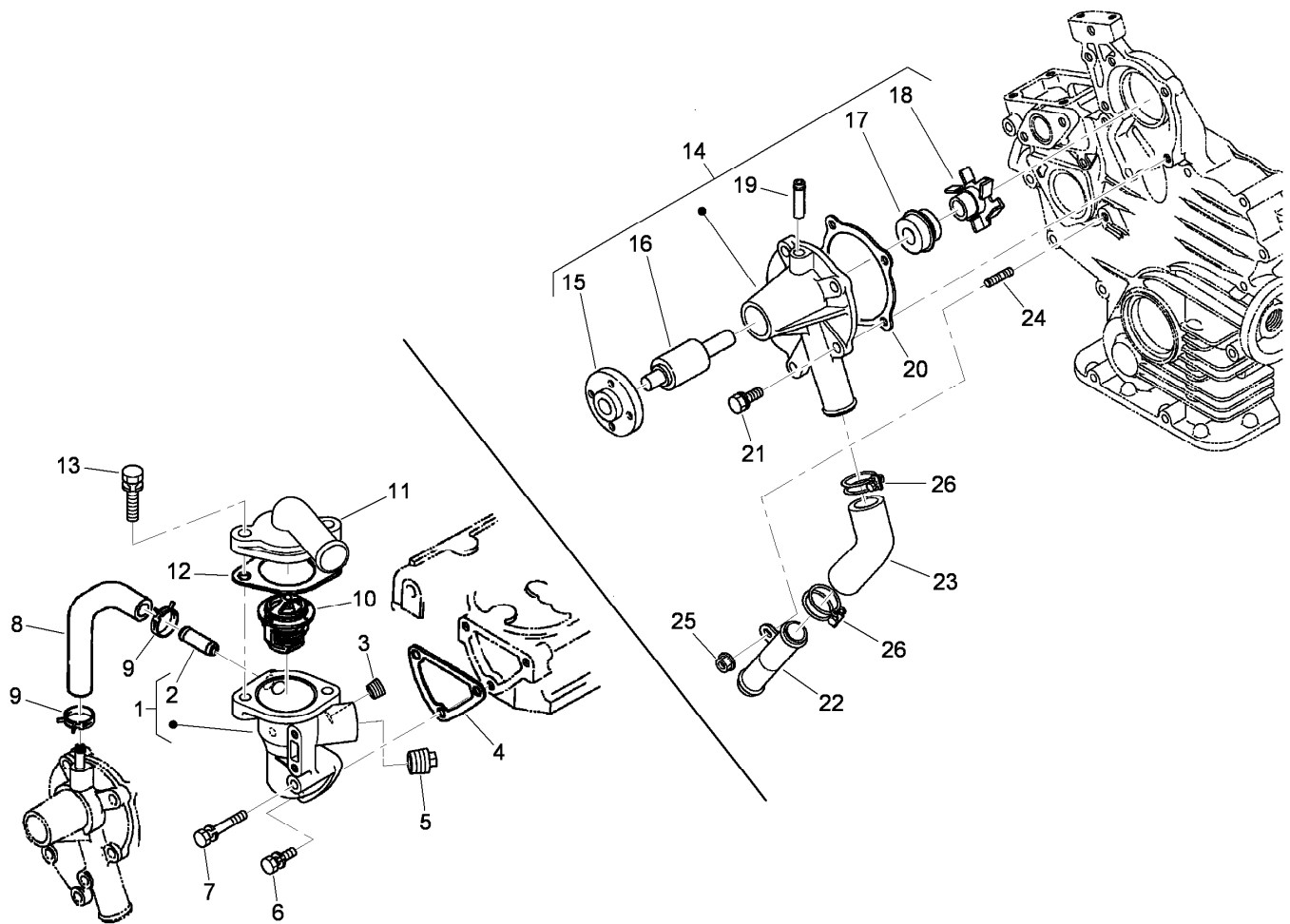
## Starter Assembly

<i>Ref.</i>	<i>Part Number</i>	<i>Qty.</i>	<i>Description</i>
1	110-3800	1	Starter ASM
2	100-1770	2	Bolt
3	98-7661	2	Nut
4	98-7535	1	Washer-Spring
5	98-7534	1	Nut



## Starter Components Assembly

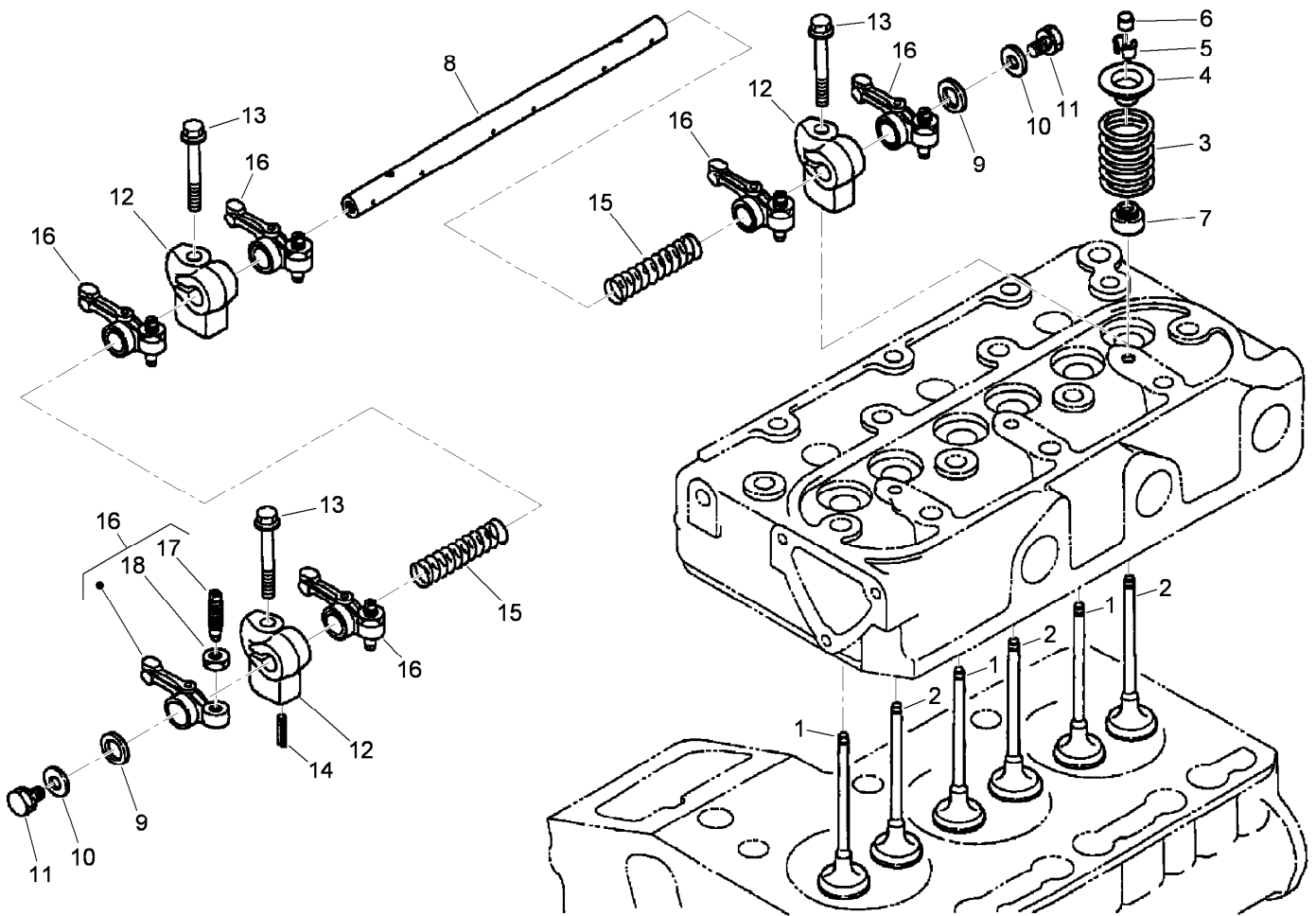
<i>Ref.</i>	<i>Part Number</i>	<i>Qty.</i>	<i>Description</i>
1	110-3800	1	Starter ASM
2	110-3801	1	Armature
3	110-3802	1	Shaft ASM
4	110-3803	1	Gear-Internal
5	110-3804	3	Gear-Planetary
6	110-3805	1	Clutch-Running, Over
7	110-3806	1	Stopper
8	110-3807	1	Gasket
9	110-3808	1	Ball
10	110-3809	1	Yoke
11	110-3810	1	Brush Holder ASM
12	110-3811	1	Rear Bracket ASM
13	110-3812	1	Bushing
14	110-3813	1	Front Bracket ASM
15	110-3814	1	Bushing
16	110-3815	2	Bolt
17	110-3816	1	Fork Lever ASM
18	110-3817	1	Magnetic Switch ASM
19	110-3818	1	Screws (Set Of 4)



## Water Flange and Thermostat Assembly

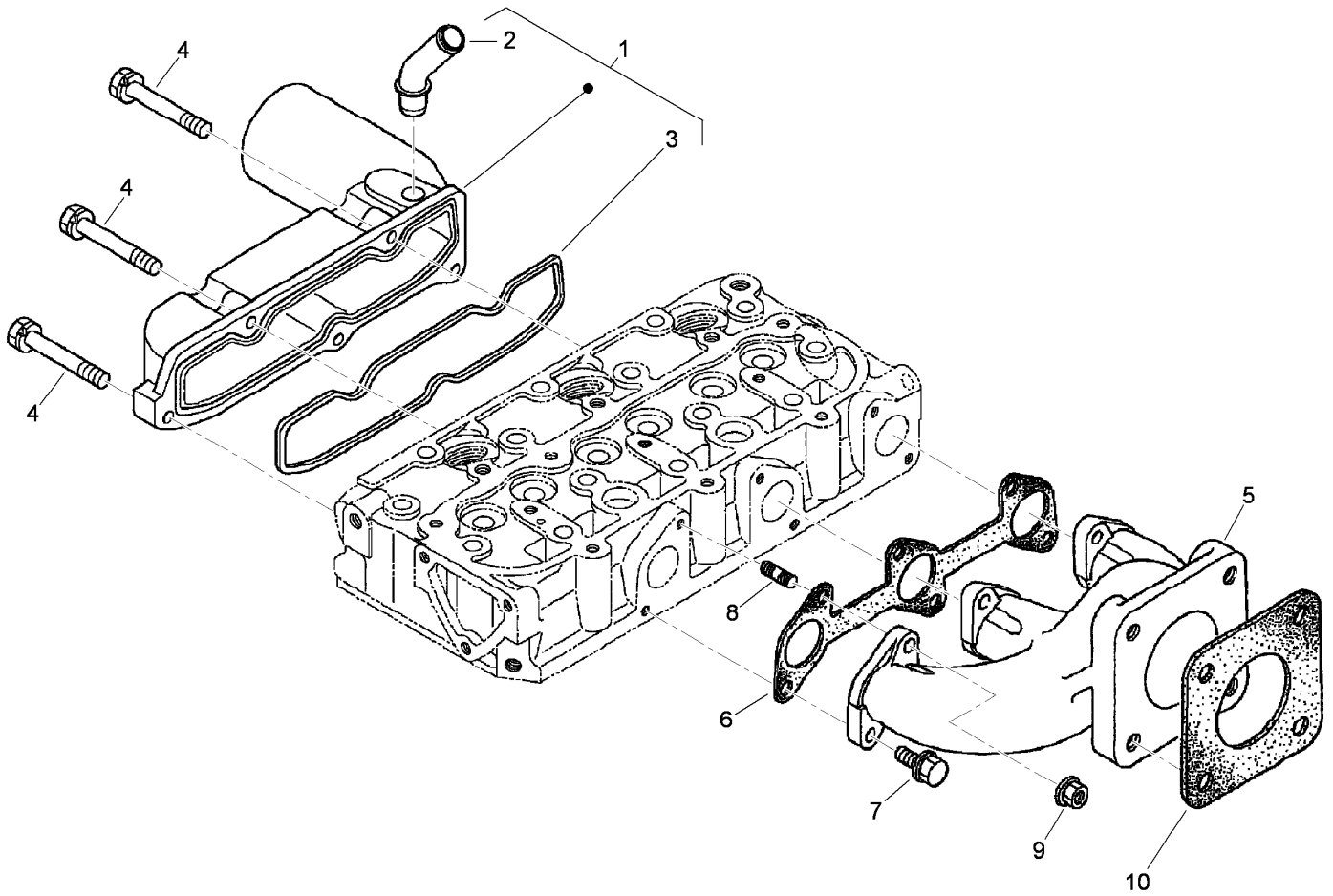
<i>Ref.</i>	<i>Part Number</i>	<i>Qty.</i>	<i>Description</i>
1	110-3819	1	Water Flange ASM
2	98-9580	1	Pipe-Return, Water
3	98-9444	1	Plug
4	110-3820	1	Gasket-Flange, Water
5	110-3821	1	Plug
6	98-7692	2	Bolt
7	105-3797	1	Bolt
8	110-3822	1	Pipe-Return, Water
9	98-9579	2	Band-Pipe
10	98-7778	1	Thermostat ASM
11	110-3823	1	Cover-Thermostat
12	105-3748	1	Gasket-Thermostat
13	98-7777	2	Bolt

<i>Ref.</i>	<i>Part Number</i>	<i>Qty.</i>	<i>Description</i>
14	110-3824	1	Water Pump ASM
15	100-1933	1	Flange-Pump, Water
16	100-1934	1	Bearing-Ball
17	99-3518	1	Water Pump Seal ASM
18	110-3825	1	Impeller-Pump, Water
19	100-1932	1	Pipe-Return, Water
20	110-3826	1	Gasket-Pump, Water
21	100-1750	4	Bolt
22	100-1918	1	Pipe-Water
23	110-3827	1	Pipe-Water
24	100-1924	1	Stud
25	100-2203	1	Nut-Flange
26	110-3828	2	Band-Pipe



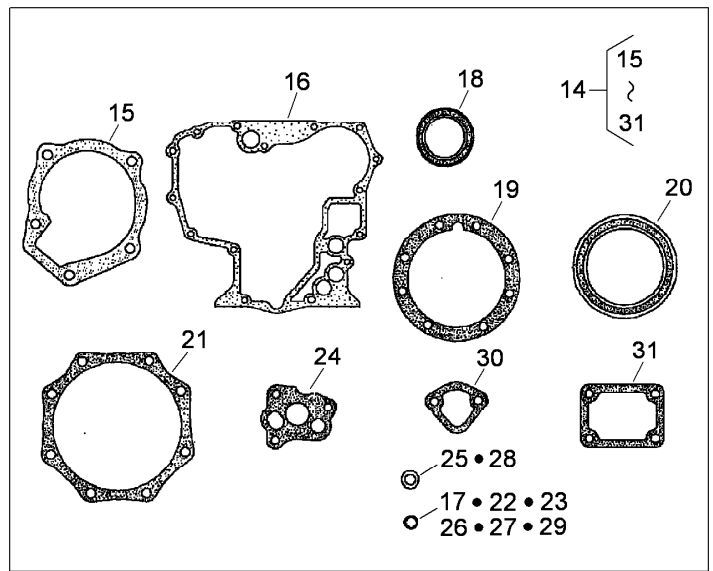
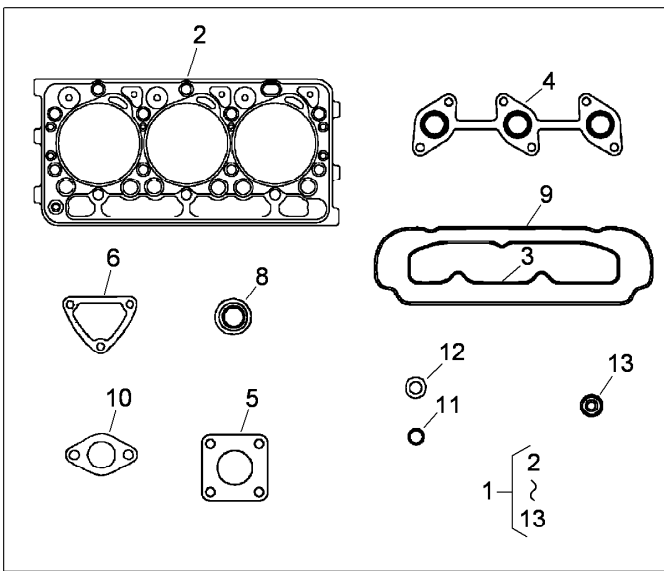
## Valve and Rocker Arm Assembly

Ref.	Part Number	Qty.	Description
1	112-2514	3	Valve-Inlet
2	112-2515	3	Valve-Exhaust
3	100-1823	6	Spring-Valve
4	100-1825	6	Retainer-Spring, Valve
5	100-1826	6	Collet-Spring, Valve
6	100-2155	6	Cap-Valve
7	100-1797	6	Seal-Stem, Valve
8	112-8341	1	Shaft-Arm, Rocker
9	100-2044	2	Washer
10	110-3832	2	Washer-Plain
11	100-1762	2	Bolt
12	110-3833	3	Bracket-Arm, Rocker
13	110-3834	3	Bolt-Flange
14	98-7602	1	Pin-Spring
15	112-8342	2	Spring
16	100-1884	6	Rocker Arm ASM
17	100-1885	6	Screw-Adjusting
18	100-1827	6	Nut



## Inlet and Exhaust Manifold Assembly

<i>Ref.</i>	<i>Part Number</i>	<i>Qty.</i>	<i>Description</i>
1	110-3836	1	Inlet Manifold ASM
2	110-3837	1	Pipe-Breather
3	110-3838	1	Gasket-Manifold, Intake
4	98-9352	5	Bolt
5	110-3839	1	Manifold-Exhaust
6	110-3840	1	Gasket-Manifold, Exhaust
7	100-1775	3	Bolt
8	100-2202	3	Stud
9	100-1778	3	Nut
10	99-8343	1	Gasket-Muffler



## Upper and Lower Gasket Kits

Ref.	Part Number	Qty.	Description
1	112-2518	1	Upper Gasket Kit
2	112-2520	1	Gasket-Head, Cylinder
3	110-3838	1	Gasket-Manifold, Intake
4	110-3840	1	Gasket-Manifold, Exhaust
5	99-8343	1	Gasket-Muffler
6	110-3820	1	Gasket-Flange, Water
8	100-1797	6	Seal-Stem, Valve
9	112-2521	1	Gasket-Cover, Head
10	105-3748	1	Gasket-Thermostat
11	99-3446	1	O-Ring
12	98-7676	3	Gasket
13	98-7677	3	Seal-Heat
14	117-0324	1	Lower Gasket Kit
15	100-1976	1	Gasket-Pump, Water
16	110-3707	1	Case-Gear

Ref.	Part Number	Qty.	Description
17	110-3762	1	O-Ring
18	100-1971	1	Seal-Oil
19	117-0304	1	Gasket-Case, Bearing
20	110-3724	1	Seal-Oil
21	100-1876	1	Gasket-Cover, Case
22	100-2206	3	O-Ring
23	100-2209	1	O-Ring
24	100-2003	3	Gasket-Pump, Oil
25	98-7654	3	Gasket
26	100-2208	1	O-Ring
27	100-2207	1	O-Ring
28	110-9715	3	Gasket-Pan, Oil
29	105-3776	1	O-Ring
30	98-9636	1	Gasket-Pump, Fuel
31	100-1962	1	Gasket-Plate, Control



# Attachments and Accessories

## For 74274 Z Master Professional 7000 Series Riding Mower With 72in TURBO FORCE Side Discharge Mower

<b>Product Name</b>	<b>Model/Part</b>
Z Stand Kit .....	105-1622
1.25in Spark Arrester Kit.....	105-1672
Blade-Mid Flow, 24.5in .....	105-7711-03
Blade-Lo Flow, 24.5in .....	105-7712-03
Blade-Atomic, 24.5in .....	105-7719-03
Blade-Recycler, 24.5in .....	105-7778-03
Blade-Hi Flow, 24.5in.....	105-7784-03
Recycler Kit .....	107-1612
Striping Kit .....	107-1630
Turbo Baffle Kit .....	107-1634
Light Kit.....	107-9880
6 Pack Blade, 24.5in Hi-Flow .....	108-1120
6 Pack Blade, 24.5in Atomic .....	108-1126
Roller Striping Kit.....	108-2162
6 Pack-Blade, 24.5in Mid-Flow .....	110-0404
6 Pack-Blade, 24.5in Lo-Flow .....	110-0410
6 Pack-Blade, 24.5in Recycler.....	110-0411
Hypr-Oil 500 (quart).....	114-4713
Hypr-Oil 500 (gallon).....	114-4714
Hypr-Oil 500-5 (5 gallon).....	114-4715
Bimini Folding Shade Assembly .....	115-4510
Chute Gate Kit .....	78522
Deluxe Suspension Seat Kit .....	78530
Deck Triple Bag Assembly .....	78535
Blower and Drive Kit .....	78539
DFS E-Z Vac Bagger .....	78545
Filter Minder Gauge .....	99-4664
Hitch Kit .....	99-8925

**Notes:**

**Notes:**



**Count on it.**