



Count on it.

Parts Catalog

**Z Master[®] Professional 7000
Series Riding Mower**

**With 132cm TURBO FORCE[®] Side Discharge
Mower**

Model No. 74264TE—Serial No. 313000001 and Up



Ordering Replacement Parts

To order replacement parts, please supply the part number, the quantity, and the description of each part desired.

Understanding Reference Numbers

Each identified part in an illustration has a reference number. The reference number for a part also appears in the parts list, along with other information about the part.

This catalog uses two special reference number formats, one to indicate parts in a service assembly and another to indicate the quantity of a given part in an illustration.

Service Assembly Reference Numbers

Parts in service assemblies have reference numbers in the form a:b. The a represents the reference number of the entire service assembly and the b represents a sequential number unique to each part within the service assembly.

For example, a wheel assembly might be identified by reference number 6, the tire by 6:1, the valve by 6:2, and the wheel by 6:3. When you order the assembly identified by reference number 6, you receive all parts identified by reference numbers 6:1, 6:2, and 6:3. However, you may also order any part individually. Reference numbers of this type appear in illustration and in parts lists.

Reference Numbers Indicating Quantity

In an illustration, if a reference number indicates more than one part, the reference number has the form nX y. The n represents the quantity of the part, the X is the multiplication symbol, and the y represents the reference number.

For example, in an illustration, the reference number 2X 37 means that two of the parts identified by reference number 37 are indicated.

List of Abbreviations

AR: as required

ASM: assembly

BBC: blade brake control

BHTF: button head thread forming

CARR: carriage

CCW: counter clockwise

CW: clockwise

DEG: degrees

DPA: Dual Point Adjustment

ECM: electronic control module

EXT: external

FH: flat head

GA: gauge

HD: heavy-duty

HF: hex flange

HH: hex head

HHF: hex head flange

HHFTF: hex head flange thread forming

HJ: hex jam

HLH: hex lag head

HOC: height-of-cut

HSBH: hex socket button head

HSFH: hex socket flat head

HSH: hex socket head

HWH: hex washer head

HWHTF: hex washer head thread forming

HYD: hydraulic

LH: left hand

LP: Liquefied Petroleum Gas

LPG: Liquefied Petroleum Gas

NI: nylon insert

NPTF: national pipe thread fine

PFH: phillips flat head

PPH: phillips pan head

PPHTF: phillips pan head thread forming

PRH: phillips round head

PTH: phillips truss head

PTO: power-take-off

RH: right hand

ROPS: roll-over protection system

RRB: rear roller brush

SFH: slotted fillister head

SHH: slotted hex head

SHWH: slotted hex washer head

SPH: slotted pan head

SQH: square head

SRH: slotted round head

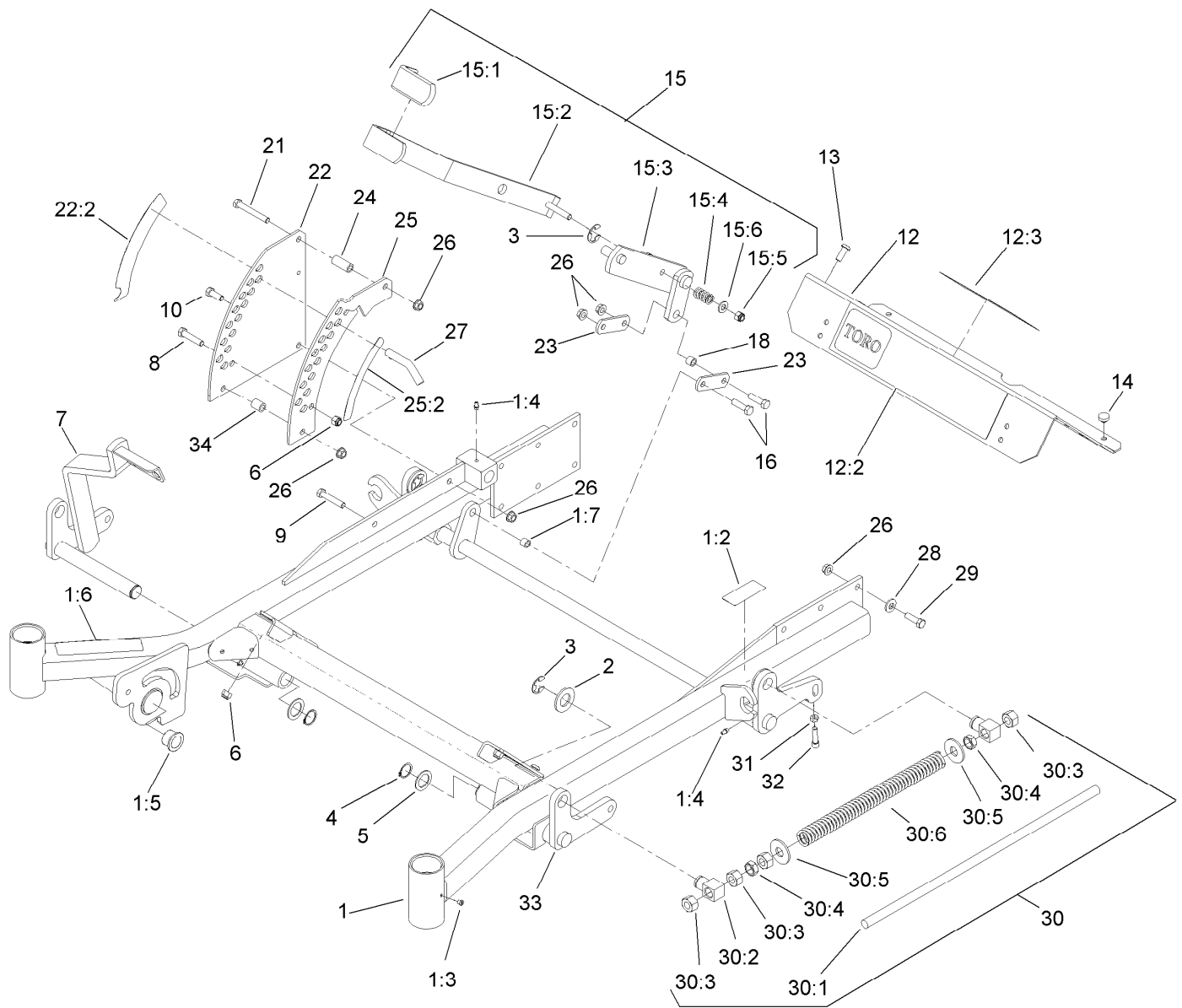
STD: standard

TAP: self tapping

TTH: torx truss head

Contents

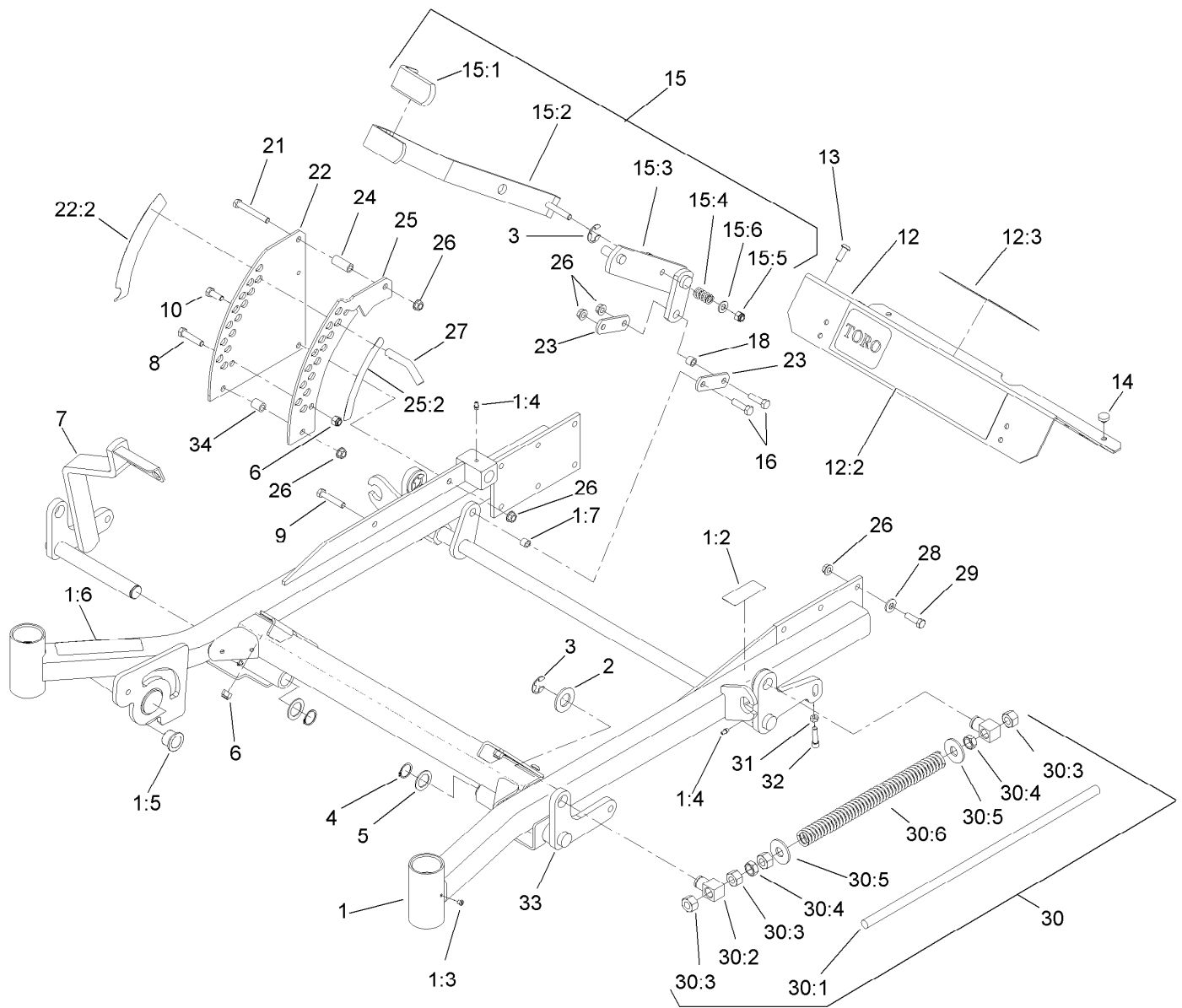
Front Frame Assembly	4
Fork, Caster Wheel and Z Stand Assembly	6
Traction Frame and Floor Pan Assembly	7
Seat and Roll-Over Protection System Assembly	8
Seat Assembly No. 125-3107	9
Roll-Over Protection System Assembly No. 110-0877	10
Main Frame and Rear Wheel Assembly	11
Hydro Control Assembly	13
Engine, Exhaust and Air Intake Assembly	15
Air Cleaner Assembly No. 93-2190	16
Hydro and Gearbox Assembly	17
Gearbox Assembly No. 107-9887	19
Hydraulic Tank, Pump and Motor Assembly	20
Tandem Pump Assembly No. 107-9885	22
Hydraulic Motor Assembly No. 112-8357 (CCW)	23
Hydraulic Motor Assembly No. 112-8358 (CW)	24
Hydraulic Hose System Assembly	25
Fuel System and Throttle Control Assembly	26
Fuel Line Assembly	27
Engine Housing Assembly	28
Cooling System Assembly	30
Hood Assembly	31
Deck Connection Assembly	32
Deck Assembly	33
Spindle Assembly No. 119-8560	35
Deck Decal Assembly No. 114-4487	36
Rubber Deflector Assembly No. 108-2792	37
Lever Assembly No. 107-1664	38
Electrical Assembly	39
Crankcase Assembly	40
Oil Pan Assembly	41
Cylinder Head Assembly	42
Gear Case and Oil Filter Cartridge Assembly	43
Cylinder Head Cover Assembly	44
Dipstick, Guide and Oil Pump Assembly	45
Main Bearing Case Assembly	46
Cam Shaft and Idle Gear Assembly	47
Piston and Crankshaft Assembly	48
Flywheel and Fuel Camshaft Assembly	49
Idle Apparatus and Stop Solenoid Assembly	50
Injection Pump and Governor Assembly	51
Speed Control Plate Assembly	52
Nozzle Holder and Glow Plug Assembly	53
Nozzle Holder Assembly	54
Alternator Components Assembly	56
Alternator, Pulley and Fuel Pump Cover Assembly	57
Starter Assembly	58
Starter Components Assembly	59
Water Flange and Thermostat Assembly	60
Valve and Rocker Arm Assembly	61
Inlet and Exhaust Manifold Assembly	62
Upper and Lower Gasket Kits	63
Attachments and Accessories	64



Front Frame Assembly

Ref.	Part Number	Qty.	Description	Ref.	Part Number	Qty.	Description
1	110-0800	1	Frame ASM	12:3	107-1866	1	Decal-Danger, Slope
1:2	107-3968	1	Decal-Brake, Parking	13	3274-94	4	Screw-HSBH
1:3	1-811010	2	Plug	14	1-513658	2	Bumper
1:4	302-19	5	Fitting-Grease	15	110-5860	1	Deck Lift Handle ASM
1:5	94-1291	2	Bushing	15:1	1-633295	1	Grip-Lever, Lift
1:6	107-3969	1	Decal-Warning	15:2	103-2083-03	1	Lever-Lift
1:7	103-1918	1	Bushing	15:3	103-2064-03	1	Arm-Lift, Deck
2	3256-29	4	Washer-Flat	15:4	1-633325	1	Spring-Compression
3	32151-103	5	Ring-Retaining, EXT	15:5	3296-39	1	Nut-Lock, NI
4	32151-29	2	Ring-Retaining	15:6	3256-24	1	Washer-Flat
5	1-523157	2	Washer-Spacer	16	323-29	2	Screw-HH
6	3296-39	5	Nut-Lock, NI	18	103-1918	1	Bushing
7	108-7786-01	1	Lift-Deck, RH Front	21	323-11	1	Screw-HH
8	323-9	1	Screw-HH	22	117-0367	1	Plate-HOC, Outer
9	323-10	1	Screw-HH	22:2	107-3961	1	Decal-Height, Deck
10	323-6	1	Screw-HH	23	1-633068	2	Arm-Lift, Deck
12	107-3976	1	Footrest	24	1-633082	1	Bushing-Lever, Lift
12:2	121-7558	1	Decal	25	117-0370	1	Plate-HOC, Inner

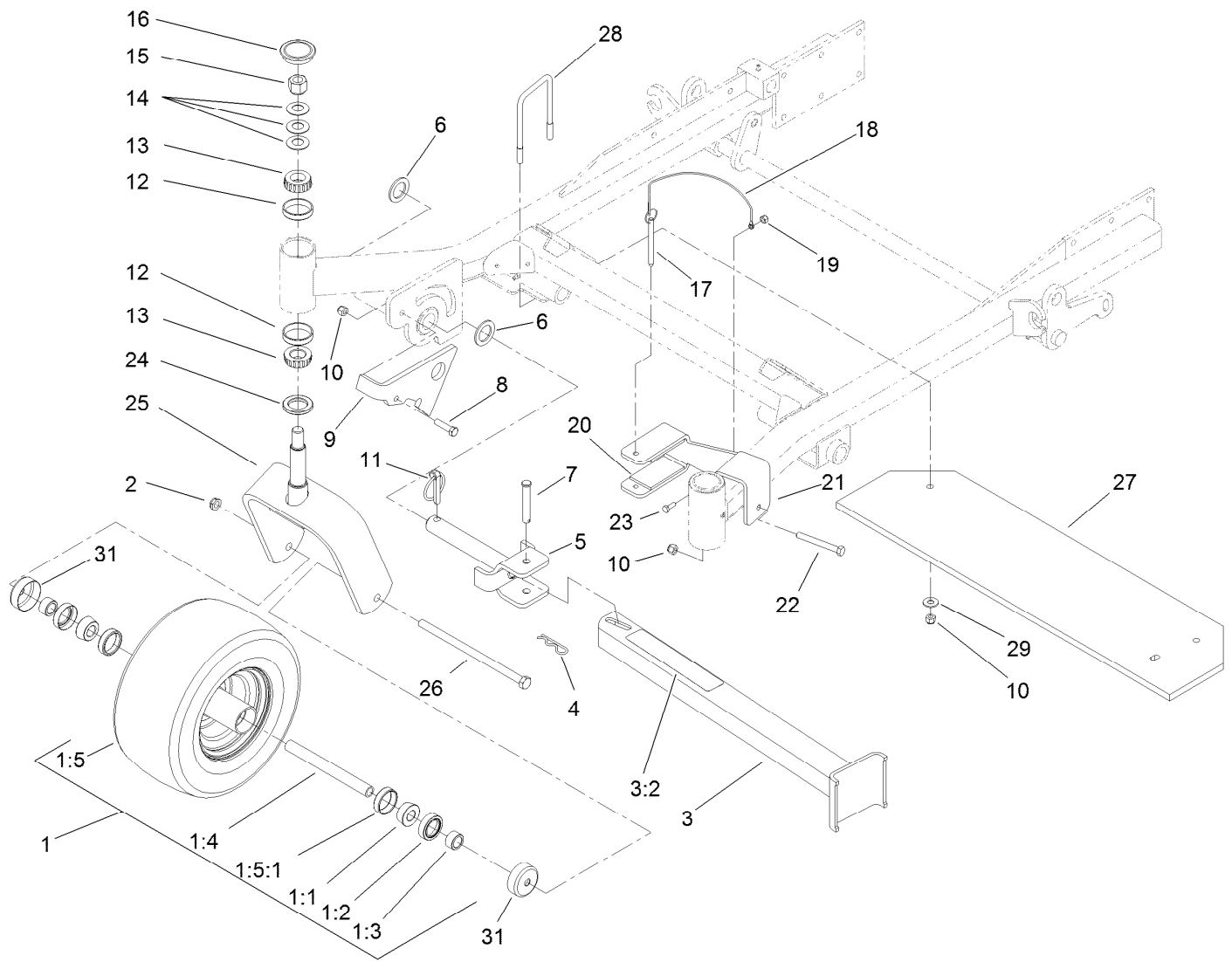
● Not serviced separately



Front Frame Assembly (continued)

Ref.	Part Number	Qty.	Description	Ref.	Part Number	Qty.	Description
25:2	107-3962	1	Decal-Height, Deck	30:3	3217-11	4	Nut-Hex
26	3290-357	17	Nut-HHF, Whiz	30:4	3218-6	2	Nut-Jam
27	109-8757	1	Pin-HOC	30:5	3256-7	2	Washer-Flat
28	98-5975	12	Washer-Belleville	30:6	1-633064	1	Spring-Support, Deck
29	323-7	12	Screw-HH	31	3218-2	2	Nut-Jam
30		2	Front Frame Spring ASM ●	32	3274-18	2	Screw-HSH
30:1	1-633096	1	Rod-Lift, Deck	33	106-8984-01	1	Lift-Deck, LH
30:2	1-633441	2	Swivel-Deck Mount, Rear	34	1-633080	1	Bushing-Lever, Lift

● Not serviced separately

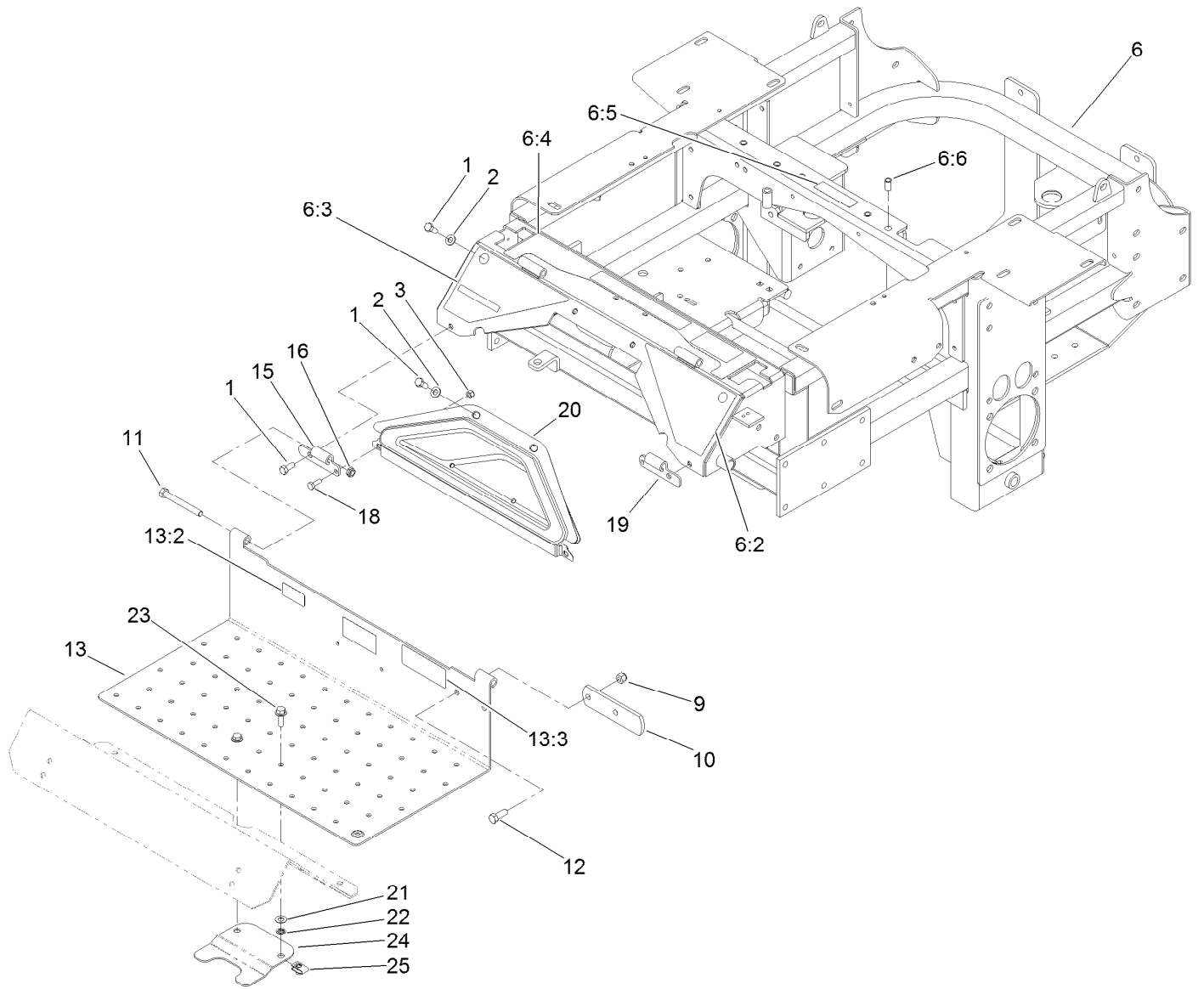


Fork, Caster Wheel and Z Stand Assembly

Ref.	Part Number	Qty.	Description	Ref.	Part Number	Qty.	Description
1	109-9125	2	Wheel And Tire ASM	13	254-94	4	Bearing-Cone, Tapered
1:1	1-633585	2	Bearing-Cone, Taper	14	1-633508	6	Washer-Bellville
1:2	103-0063	2	Seal-Caster	15	3296-51	2	Nut-Lock, NI
1:3	103-3051	2	Spacer-Nut ■	16	103-4882	2	Cap-Grease
1:4	103-5156	1	Axle-Caster	17	105-1647	1	Pin-Hitch, Cotterless
1:5		1	Wheel And Tire ASM ●	18	100-9385	1	Lanyard-Nylon
1:5:1	1-633584	1	Bearing-Cup	19	3296-42	1	Nut-Lock, NI
2	3296-23	2	Nut-Lock, NI	20	100-6547	2	Cushion-Rubber
3	107-1874	1	Leg ASM	21	100-6542-01	1	Bracket-Cradle
3:2	106-7464	1	Decal-Z Stand	22	323-20	1	Screw-HH
4	3290-355	1	Pin-Hair	23	321-4	1	Screw-HH
5	100-9692-01	1	Pin-Pivot	24	116-5647	2	Seal-Grease
6	3-6781	2	Washer-Thrust	25	116-6705-01	2	Caster
7	283-55	1	Pin-Clevis	26	325-24	2	Screw-HH
8	323-8	1	Screw-HH	27	107-9874-01	1	Weight
9	100-9686-01	1	Bracket-Latch	28	110-0817	2	U-Bolt, 3In
10	3296-39	6	Nut-Lock, NI	29	3256-4	4	Washer-Flat
11	283-71	1	Pin-Lynch	31	103-2768	4	Guard-Seal
12	254-72	4	Bearing-Cup, Tapered				

● Not serviced separately

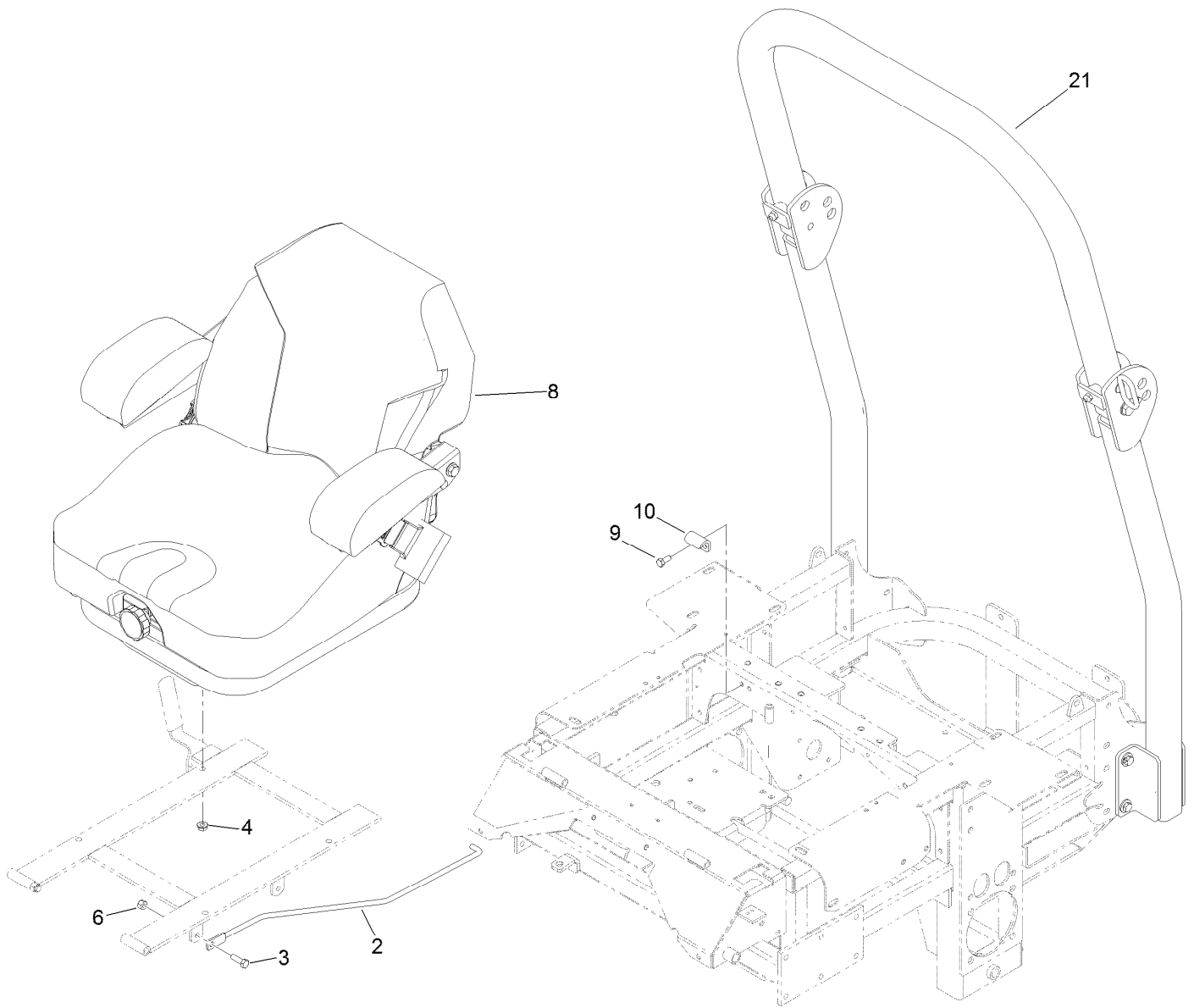
■ Use Pro-Lock, Nut Type (P/N 1-840022, .5ml tube) on threads.



Traction Frame and Floor Pan Assembly

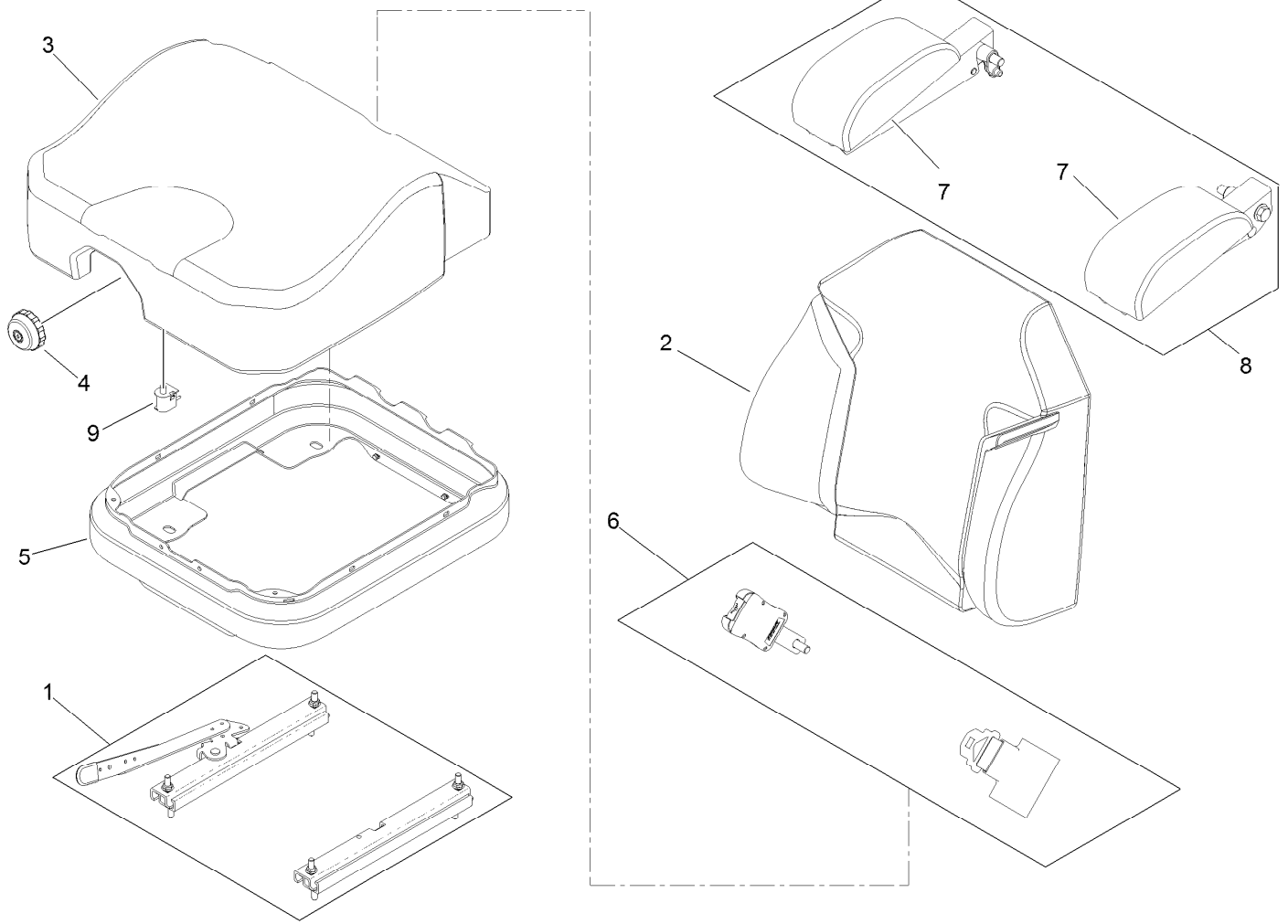
Ref.	Part Number	Qty.	Description
1	322-43	6	Screw-HH
2	3256-70	4	Washer-Flat
3	3296-42	2	Nut-Lock, NI
6	115-2757	1	Traction Frame ASM
6:2	107-3963	1	Decal-Danger, Left
6:3	107-3964	1	Decal-Warning, Right
6:4	110-0820	1	Decal-Console, Top (Ce)
6:5	98-1977	1	Decal-Warning
6:6	32148-11	5	Insert-Threaded
9	3296-39	2	Nut-Lock, NI
10	1-633964-03	1	Stop-Brake, Park
11	323-20	2	Screw-HH
12	323-6	2	Screw-HH

Ref.	Part Number	Qty.	Description
13	115-3851	1	Floor Pan ASM
13:2	98-4387	1	Decal-Protection, Ear
13:3	121-7559	1	Decal-Diesel, Bio-Ready
15	106-7488-03	1	Hinge-Floorpan, LH
16	3296-59	2	Nut-Lock, NI
18	321-4	2	Screw-HH
19	106-7489-03	1	Hinge-Floorpan, RH
20	106-7498	1	Pocket
21	73-0041	2	Washer-Thrust
22	117-2749	2	Nut-Push
23	3234-29	2	Screw-HHF
24	119-0395-03	1	Adapter-Captive
25	94-2413	2	U-Nut



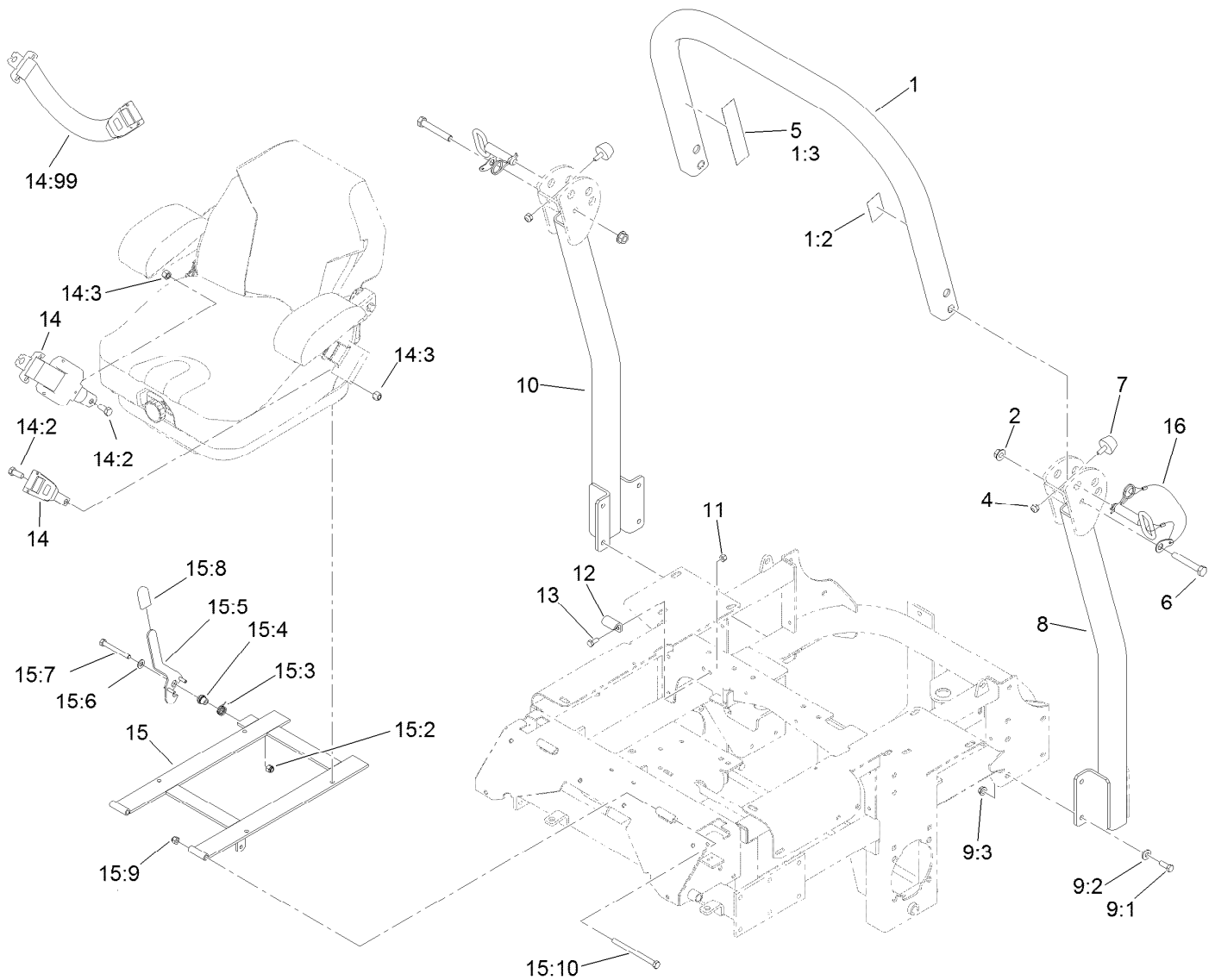
Seat and Roll-Over Protection System Assembly

<i>Ref.</i>	<i>Part Number</i>	<i>Qty.</i>	<i>Description</i>
2	108-5341	1	Rod-Prop, Seat
3	322-5	1	Screw-HH
4	32128-20	4	Nut-HF
6	3296-29	3	Nut-Lock, NI
8	125-3107	1	Suspension Seat ASM
9	322-3	2	Screw-HH
10	107-3058	1	Catch-Latch, Seat
21	110-0877	1	ROPS Kit



Seat Assembly No. 125-3107

<i>Ref.</i>	<i>Part Number</i>	<i>Qty.</i>	<i>Description</i>
1	116-8910	1	Seat Track Set
2	125-3112	1	Cover-Back
3	125-3111	1	Cover-Cushion
4	116-8911	1	Knob-Adjuster
5	116-5659	1	Cover-Suspension Bellows
6	109-9805	1	Seat Belt Kit
7	109-9802	1	Arm Rest Pad Set
8	109-9803	1	Arm Rest Set
9	82-2190	1	Switch-Bail

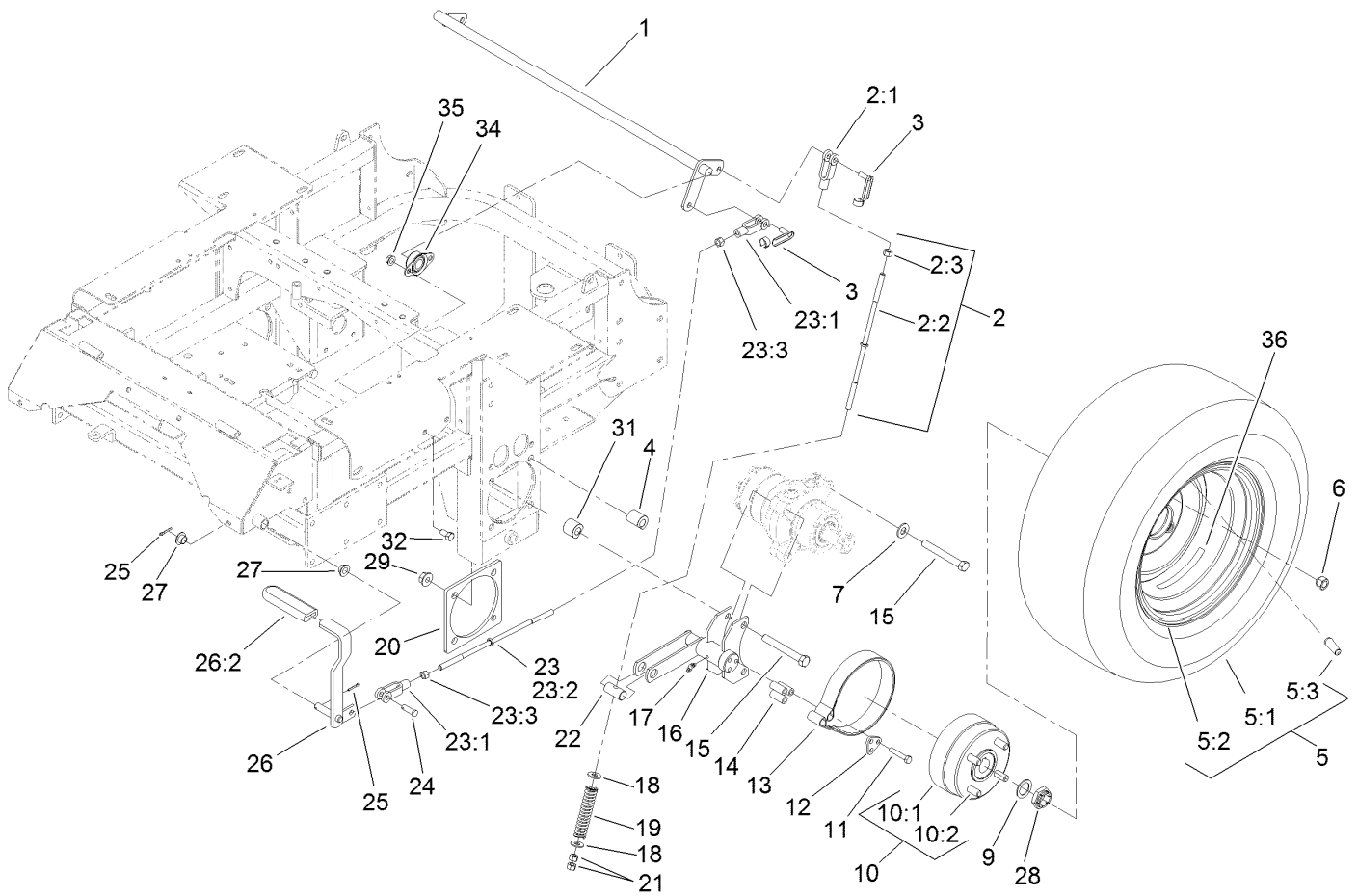


Roll-Over Protection System Assembly No. 110-0877

Ref.	Part Number	Qty.	Description	Ref.	Part Number	Qty.	Description
1		1	Upper Tube ASM ■	12	107-3058	1	Catch-Latch, Seat
1:2	107-2101	1	Decal-ROPS	13	322-3	2	Screw-HH
1:3	107-2102	1	Decal-Warning, Folding ROPS	14	110-0883	1	Retractable Seatbelt Kit
2	32128-23	2	Nut-HF	14:2	3212-4	2	Screw-HH
4	3296-73	2	Nut-Lock, NI	14:3	3296-7	2	Nut-Lock
5	107-3069	1	Decal-Warning, Folding ROPS	14:99	109-6226	1	Seat Belt Extension Kit
6	325-13	2	Screw-HH	15	110-0874	1	Seatframe ASM
7	109-2365	2	Bumper-Rubber	15:2	3296-39	1	Nut-Lock, NI
8		1	Tube-Support, LH ■	15:3	107-0076	1	Spring-Torsion
9		1	Bag-Bolt, ROPS ● ■	15:4	107-0075	1	Bushing-Latch, Seat
9:1	323-6	8	Screw-HH	15:5	107-3083	1	Latch ASM
9:2	98-5975	8	Washer-Belleville	15:6	3256-24	1	Washer-Flat
9:3	3290-357	8	Nut-HHF, Whiz	15:7	323-20	1	Screw-HH
10		1	Tube-Support, RH ■	15:8	103-4434	1	Grip-Lever
11	3296-29	2	Nut-Lock, NI	15:9	3296-39	2	Nut-Lock, NI
				15:10	323-39	2	Screw-HH
				16	103-4553	2	Pin-Fold, ROPS

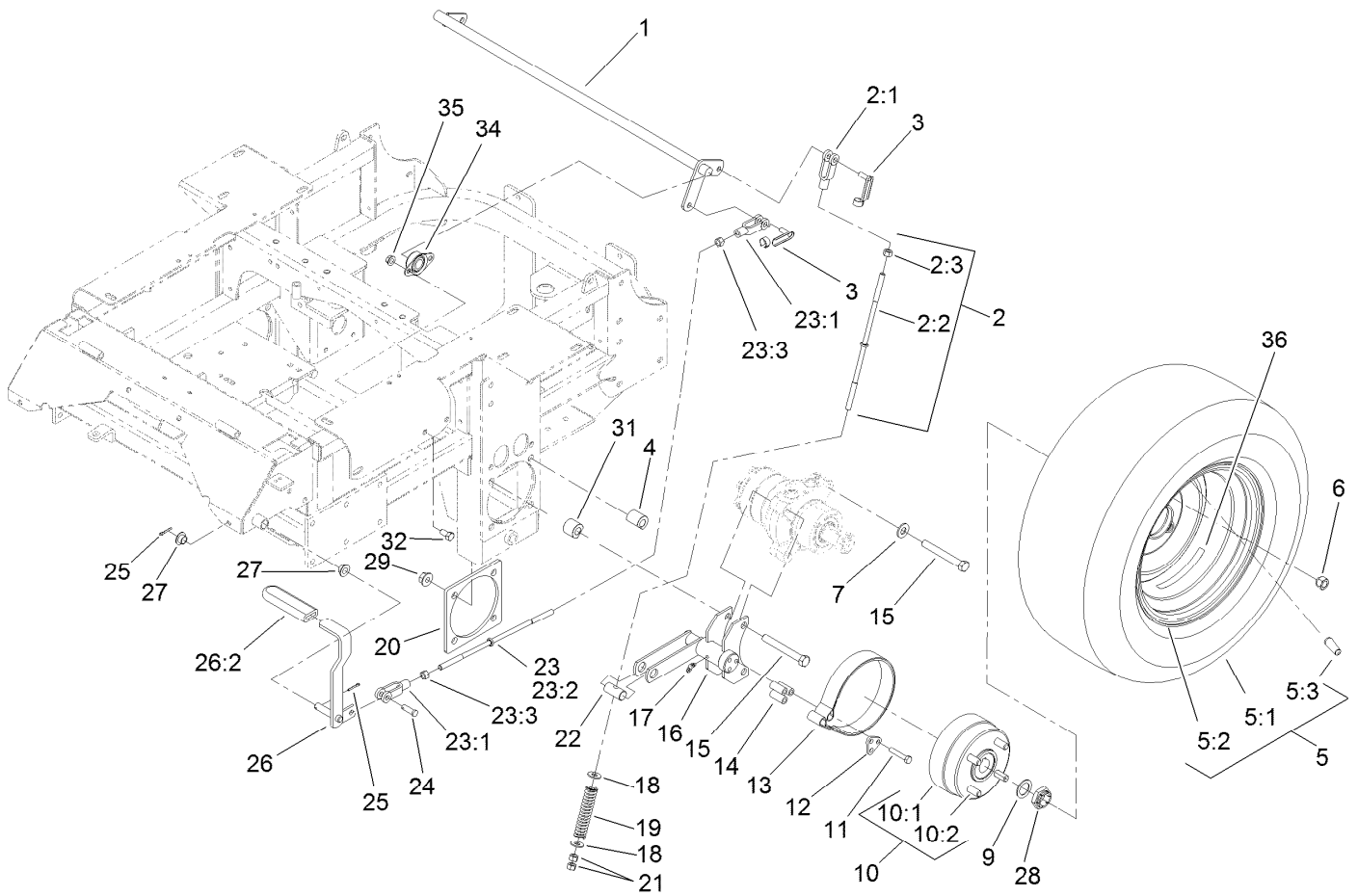
● Not illustrated

■ Not serviced separately



Main Frame and Rear Wheel Assembly

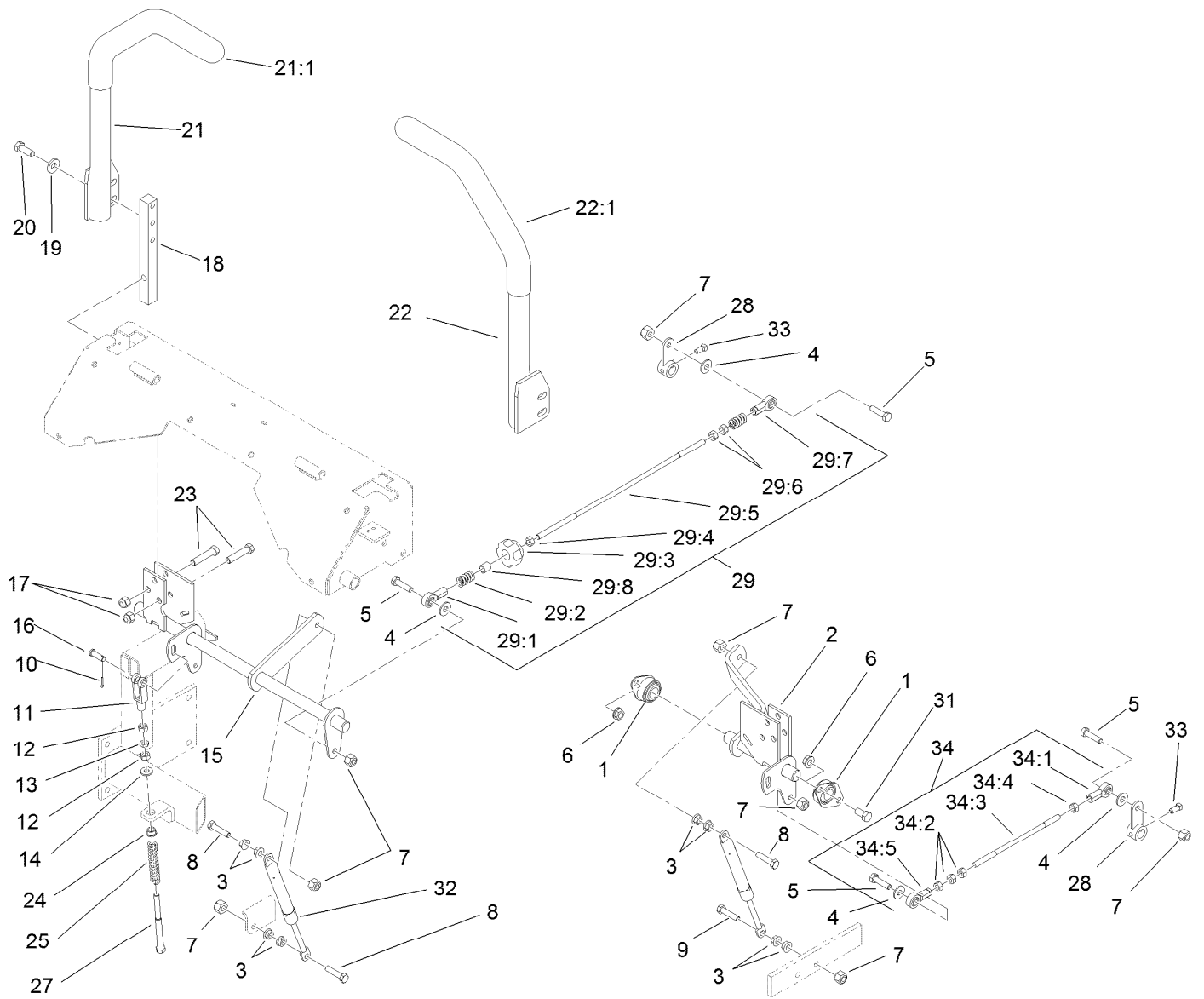
Ref.	Part Number	Qty.	Description	Ref.	Part Number	Qty.	Description
1	1-632217-03	1	Shaft-Brake	15	325-18	8	Screw-HH
2	108-5963	2	Brake Rod ASM	16	103-0352-03	2	Bracket-Brake
2:1	1-633131	1	Yoke-Linkage, Brake	17	1481	2	Fitting-Grease
2:2	108-5980	1	Rod-Brake	18	3256-4	4	Washer-Flat
2:3	3219-3	1	Nut-Hex	19	1-633454	2	Spring-Brake
3	103-2399	3	Pin-Spring, Clevis	20	103-3271-03	2	Plate-Reinforcement
4	114-1185	4	Spacer-Wheel, Long	21	3219-3	4	Nut-Hex
5	1-653010	2	Wheel And Tire ASM	22	1-633144	2	Pin-Trunion
5:1	1-653160	1	Tire	23	108-5962	1	Brake Rod ASM
5:2	1-653158	1	Wheel	23:1	1-633131	2	Yoke-Linkage, Brake
5:3	232-27	1	Stem-Valve	23:2	1-633477	1	Rod-Brake
6	242-50	8	Nut-Lug	23:3	3219-3	2	Nut-Hex
7	87-7270	4	Washer-Thrust	24	1-808285	1	Pin-Clevis
9	1-523157	2	Washer-Spacer	25	3272-10	2	Pin-Cotter
10	103-0590	2	Hub And Wheel ASM	26	1-634500	1	Brake Lever ASM
10:1	103-0589	1	Wheel Hub ASM	26:2	1-633268	1	Grip-Lever
10:2	1-633926	4	Stud-Wheel	27	1-513140	2	Bearing-Control
11	322-9	6	Screw-HH	28	116-1399	2	Locknut
12	103-0374	2	Retainer-Band, Brake	29	32128-49	8	Nut-HHF
13	103-0355	2	Band-Brake	31	114-1184	4	Spacer-Wheel, Short
14	103-0384	6	Spacer	32	323-4	4	Screw-HH



Main Frame and Rear Wheel Assembly (continued)

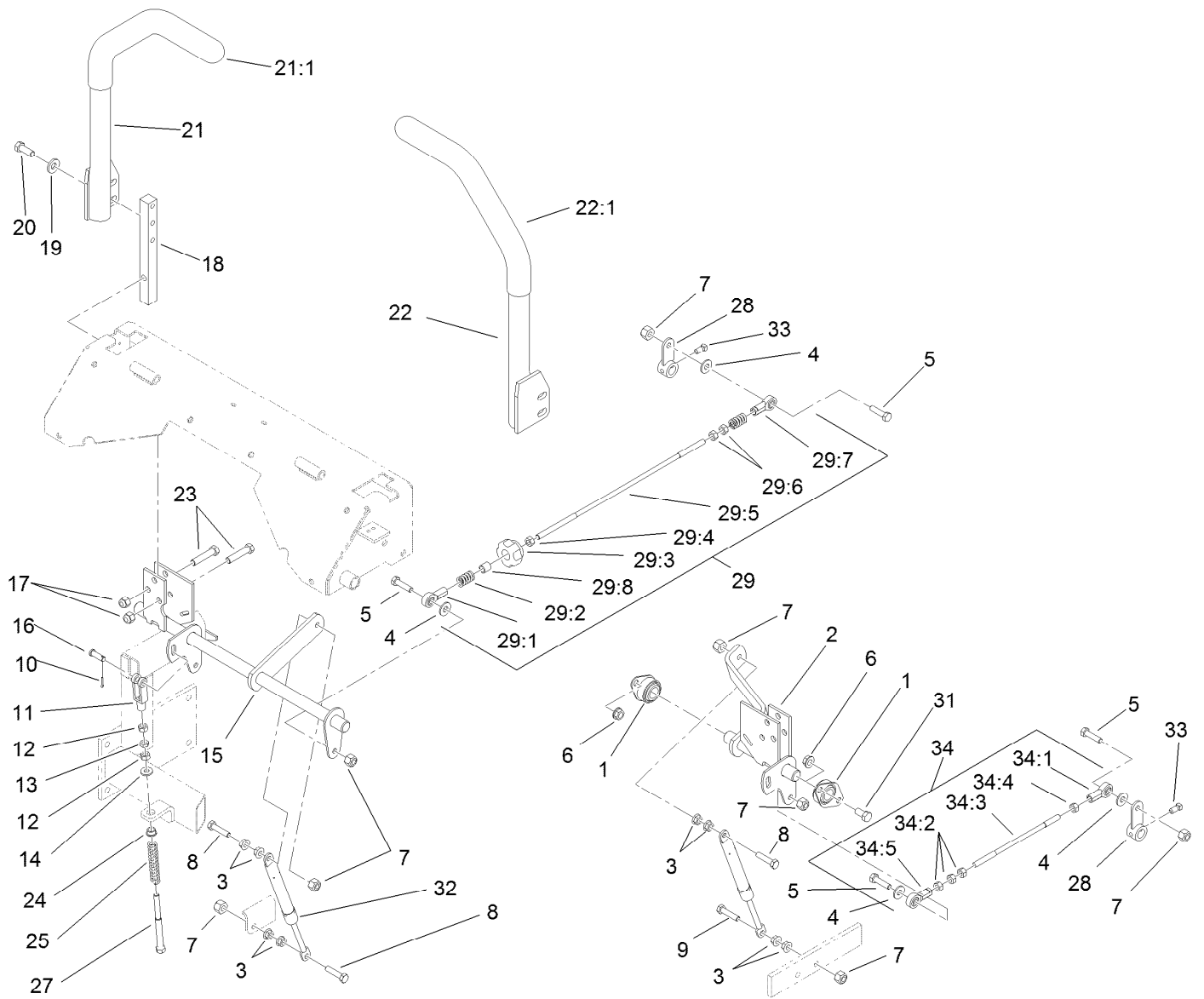
Ref.	Part Number	Qty.	Description
34	1-633102	2	Bearing-Flange, Side

Ref.	Part Number	Qty.	Description
35	3290-357	4	Nut-HHF, Whiz
36	116-2643	2	Decal-Wheel Nut Torque



Hydro Control Assembly

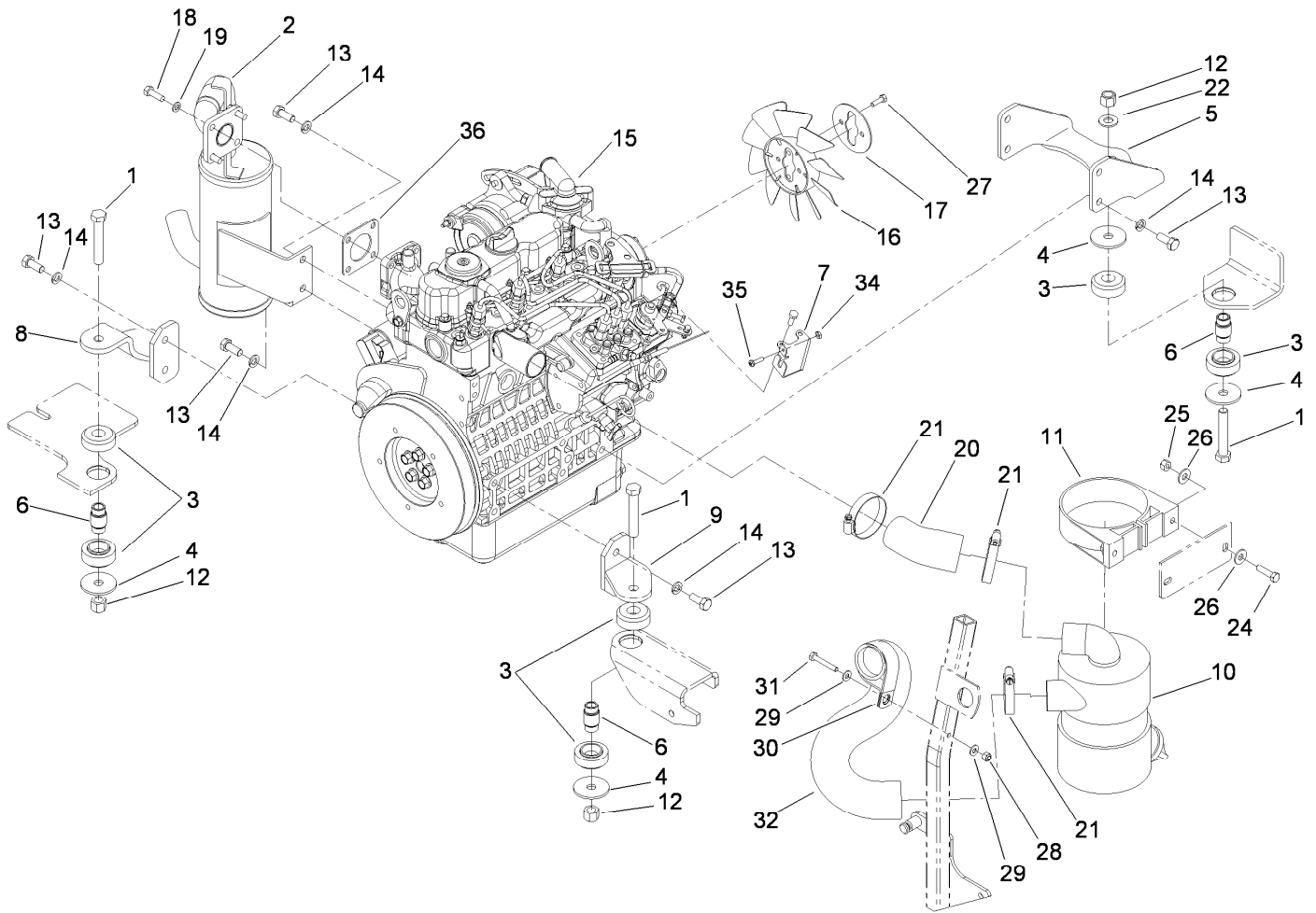
Ref.	Part Number	Qty.	Description	Ref.	Part Number	Qty.	Description
1	1-633102	4	Bearing-Flange, Side	21:1	106-9987	1	Grip-Control, Motion
2	107-3480	1	Control-Motion, LH	22	108-7238	1	LH Lever ASM
3	32128-20	10	Nut-HF	22:1	106-9987	1	Grip-Control, Motion
4	3256-3	4	Washer-Flat	23	323-9	6	Screw-HH
5	322-6	4	Screw-HH	24	1-603735	2	Bushing-Flanged
6	3290-357	6	Nut-HHF, Whiz	25	1-603807	2	Spring-Return, Neutral
7	3296-29	8	Nut-Lock, NI	27	1-603737	2	Bolt-Return, Neutral
8	1-403180	3	Screw-HH	28	107-3470-03	2	Arm-Control, Hydraulic
9	322-41	1	Screw-HH	29	107-3474	1	RH Control Rod ASM
10	3272-5	2	Pin-Cotter	29:1	1-543017	1	Balljoint-RH
11	1-303105	2	Yoke-Adjustable	29:2	1-323245	2	Spring-Compression
12	3219-2	4	Nut-Hex	29:3	103-3060	1	Knob-Tracking
13	3220-2	2	Nut-Jam	29:4	3219-2	1	Nut-Hex
14	3256-2	2	Washer-Flat	29:5	107-3472	1	Rod-Control, RH
15	107-3481	1	Control-Motion, RH	29:6	1-804524	2	Nut
16	1-808280	2	Pin-Clevis	29:7	1-633152	1	Balljoint-LH
17	3296-39	6	Nut-Lock, NI	29:8	103-1166	1	Spacer-Tube, Pump Link
18	103-0407	2	Arm-Shaft, Control	31	323-4	6	Screw-HH
19	98-5975	4	Washer-Belleville	32	109-2339	2	Damper-Control, Motion
20	323-6	4	Screw-HH	33	1-803022	2	Screw-Set
21	108-7237	1	RH Lever ASM	34	107-3475	1	LH Control Rod ASM



Hydro Control Assembly (continued)

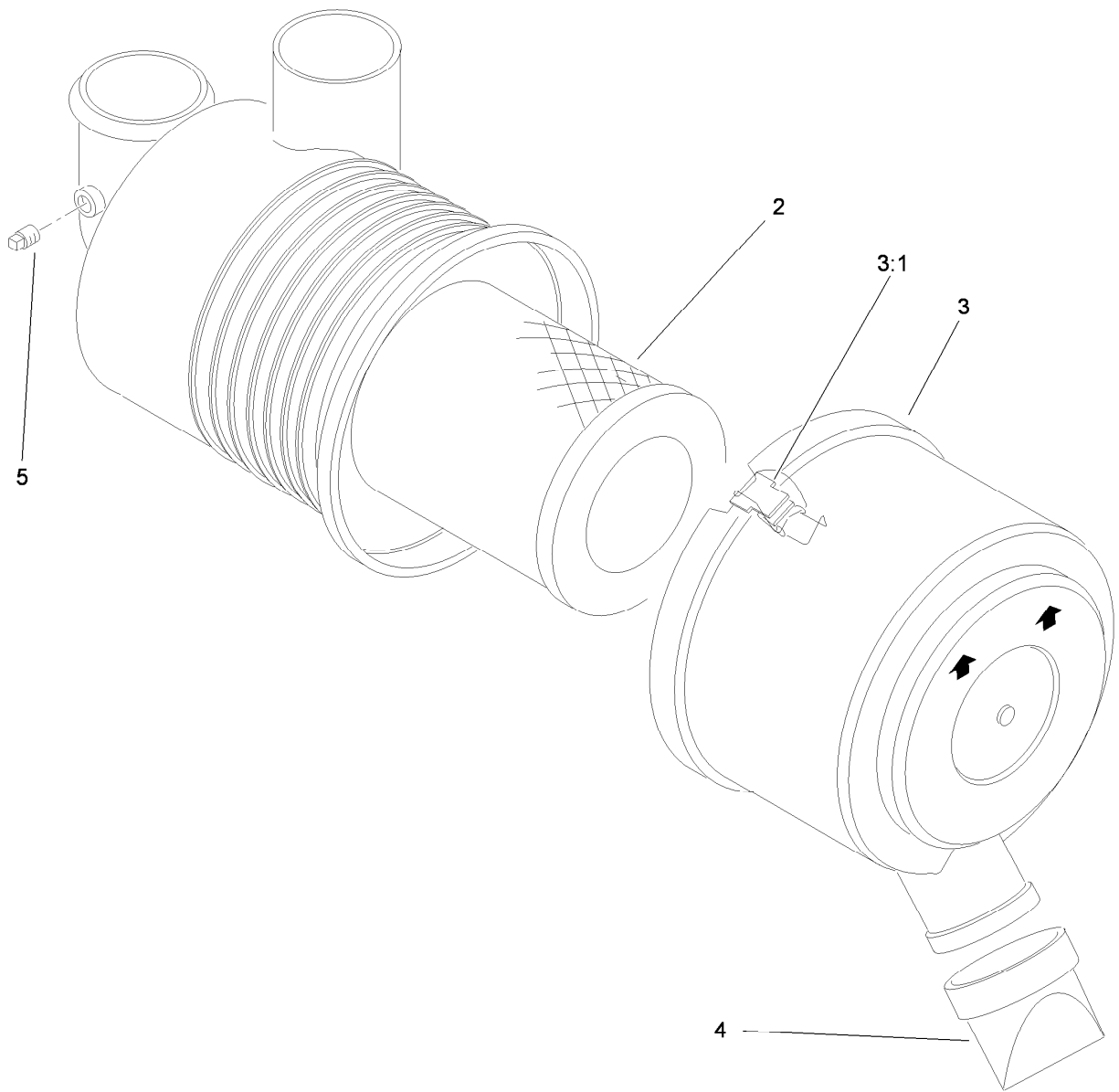
<i>Ref.</i>	<i>Part Number</i>	<i>Qty.</i>	<i>Description</i>
34:1	1-543017	1	Balljoint-RH
34:2	3219-2	3	Nut-Hex
34:3	107-3473	1	Rod-Control, LH

<i>Ref.</i>	<i>Part Number</i>	<i>Qty.</i>	<i>Description</i>
34:4	1-804524	1	Nut
34:5	1-633152	1	Balljoint-LH



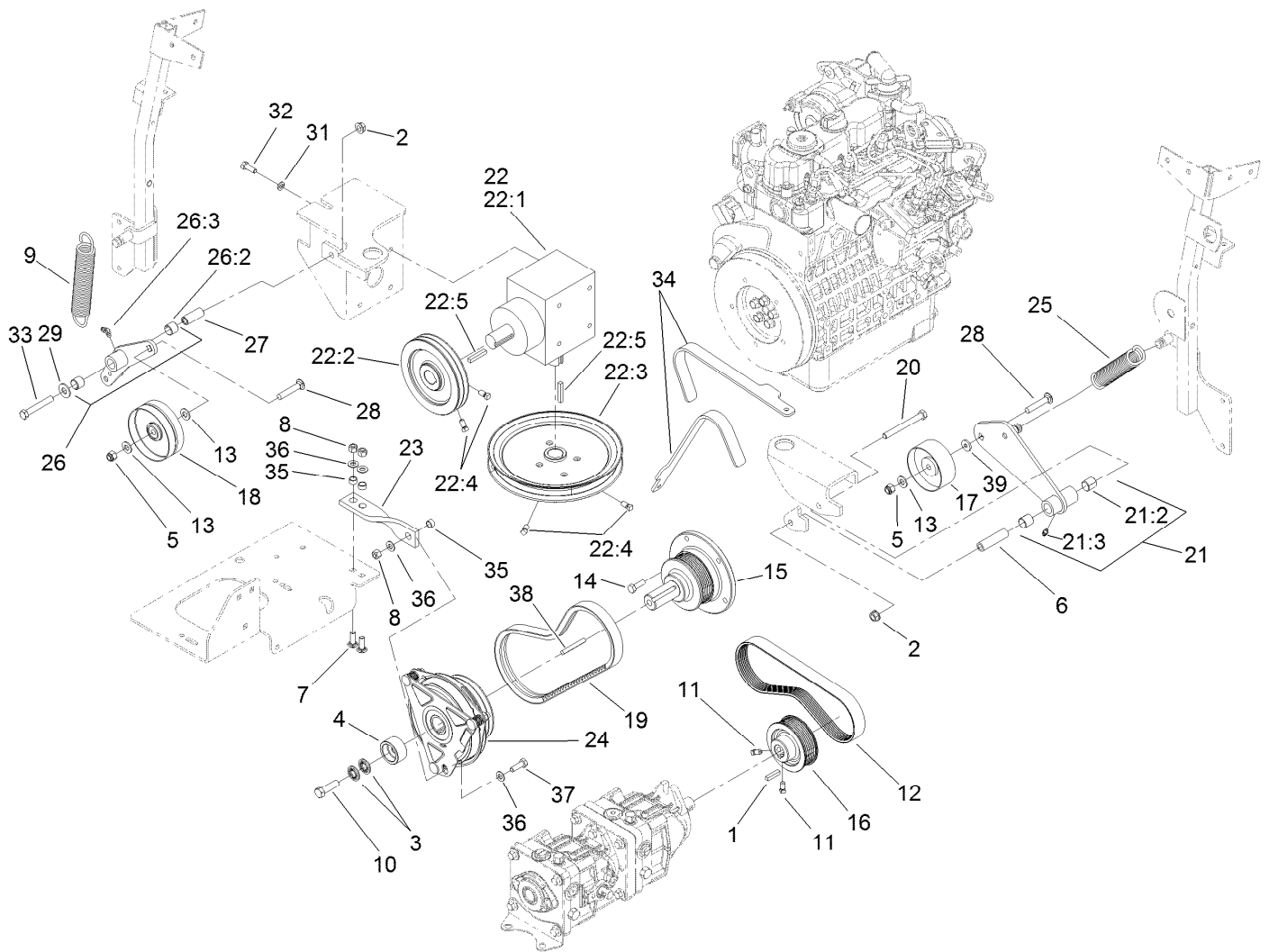
Engine, Exhaust and Air Intake Assembly

Ref.	Part Number	Qty.	Description	Ref.	Part Number	Qty.	Description
1	325-12	3	Screw-HH	18	33114-025	4	Screw-HH
2	107-9909	1	Muffler	19	3253-4	4	Washer-Lock
3	107-9914	3	Mount-Isolation	20	108-5371	1	Hose-Intake, Air Cleaner
4	55-7960	4	Washer-Large	21	1-643009	3	Clamp-Hose
5	107-9917-03	1	Bracket-Engine Mount, Rear	22	3256-26	1	Washer-Flat
6	110-0300	3	Spacer	24	322-6	2	Screw-HH
7	108-5922	1	Bracket-Support, Throttle	25	3296-29	2	Nut-Lock, NI
8	107-9920-03	1	Support-Engine, RH	26	3256-23	4	Washer-Flat
9	107-9930-03	1	Support-Engine, LH	27	33113-020	2	Screw-HH
10	93-2190	1	Air Cleaner ASM	28	3296-42	1	Nut-Lock, NI
11	95-5806	1	Bracket-Mounting	29	3256-22	2	Washer-Flat
12	3296-23	3	Nut-Lock, NI	30	1-643241	1	Clip-Loom
13	43-0090	10	Screw-HH	31	321-10	1	Screw-HH
14	42-9600	10	Washer-Lock, Spring	32	108-5370	1	Hose-Intake, Engine
15	114-8220	1	Engine-Kubota	34	3217-26	1	Nut-Hex
16	110-0814	1	Fan	35	110-0863	1	Screw-Torx
17	110-0816	1	Plate-Retainer, Fan	36	99-8343	1	Gasket-Muffler



Air Cleaner Assembly No. 93-2190

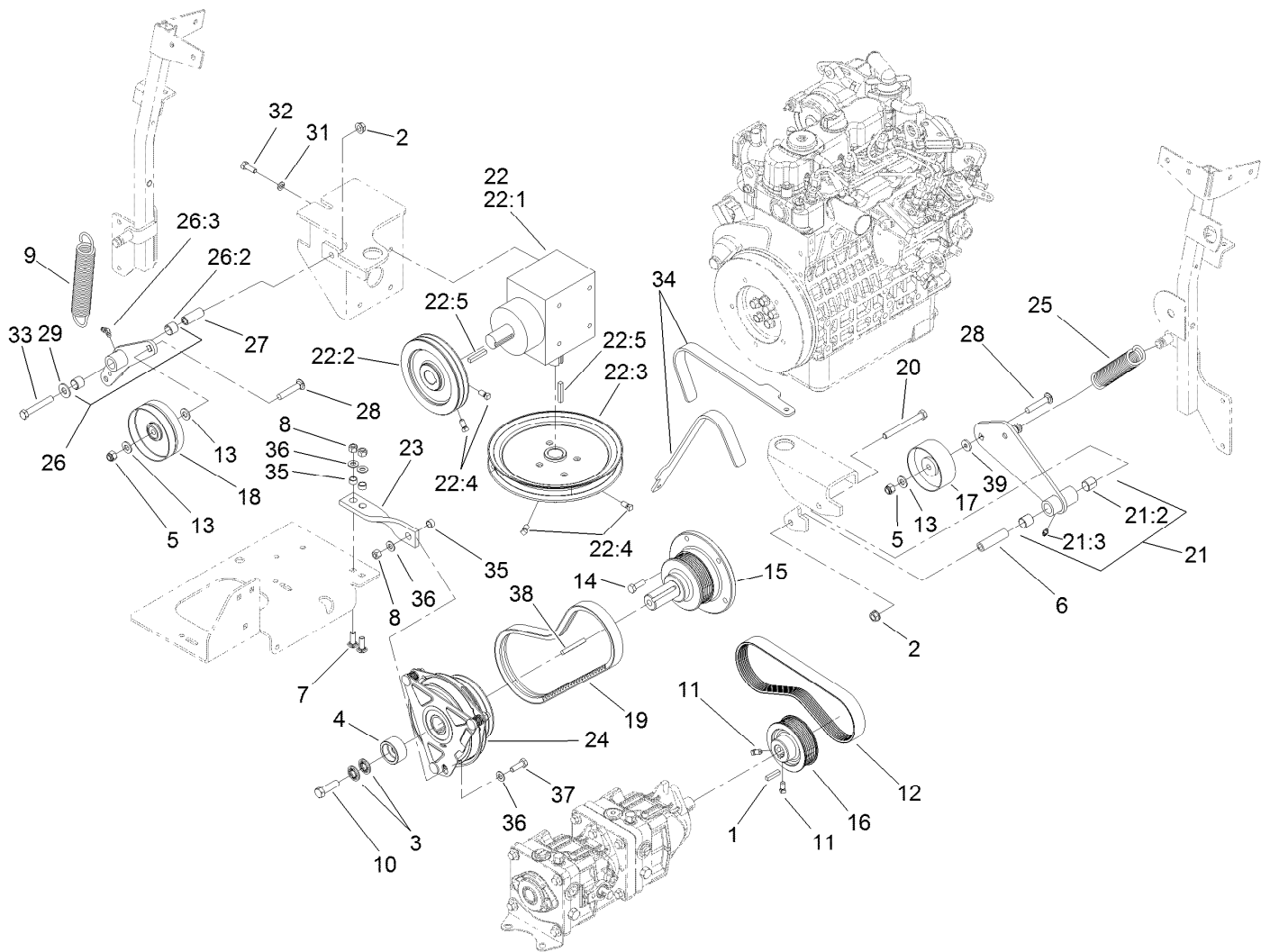
<i>Ref.</i>	<i>Part Number</i>	<i>Qty.</i>	<i>Description</i>
2	108-3811	1	Filter-Air
3	94-3652	1	Cover ASM
3:1	1-643283	2	Latch-Cleaner, Air
4	87-9400	1	Valve-Vacuator
5	285-17	1	Plug-Pipe



Hydro and Gearbox Assembly

Ref.	Part Number	Qty.	Description	Ref.	Part Number	Qty.	Description
1	5-0698	1	Key	19	110-0805	1	Belt-V
2	3290-357	2	Nut-HHF, Whiz	20	323-15	1	Screw-HH
3	1-603610	2	Washer-Spring	21	108-5939	1	Pump Idler Arm ASM
4	114-8152	1	Retainer-Clutch	21:2	1-513034	2	Sleeve-Bearing
5	3296-39	2	Nut-Lock, NI	21:3	302-5	1	Fitting-Grease
6	1-603384	1	Bushing-Pivot, Idler	22		1	Gearbox ASM ●
7	3230-22	2	Screw-CARR	22:1	107-9887	1	Gearbox-90 DEG
8	3296-29	3	Nut-Lock, NI	22:2	108-5912	1	Pulley
9	119-0392	1	Spring-Extension	22:3	110-0893	1	Pulley
10	3212-6	1	Screw-HH	22:4	1-803022	4	Screw-Set
11	1-803022	2	Screw-Set	22:5	67-7490	2	Key-Square
12	107-9910	1	Belt-V	23	112-1781	1	Strap-Stop, Clutch
13	3256-24	4	Washer-Flat	24	112-2320	1	Clutch-Magnetic
14	33114-025	5	Screw-HH	25	119-0394	1	Spring-Extension
15	112-2335	1	Stub Shaft	26	112-2354	1	Gearbox Idler ASM (W/Bearings)
16	108-5976	1	Pulley	26:2	103-4681	2	Sleeve-Bearing
17	108-5910	1	Pulley-Flat	26:3	1481	1	Fitting-Grease
18	110-0803	1	Pulley-Flat				

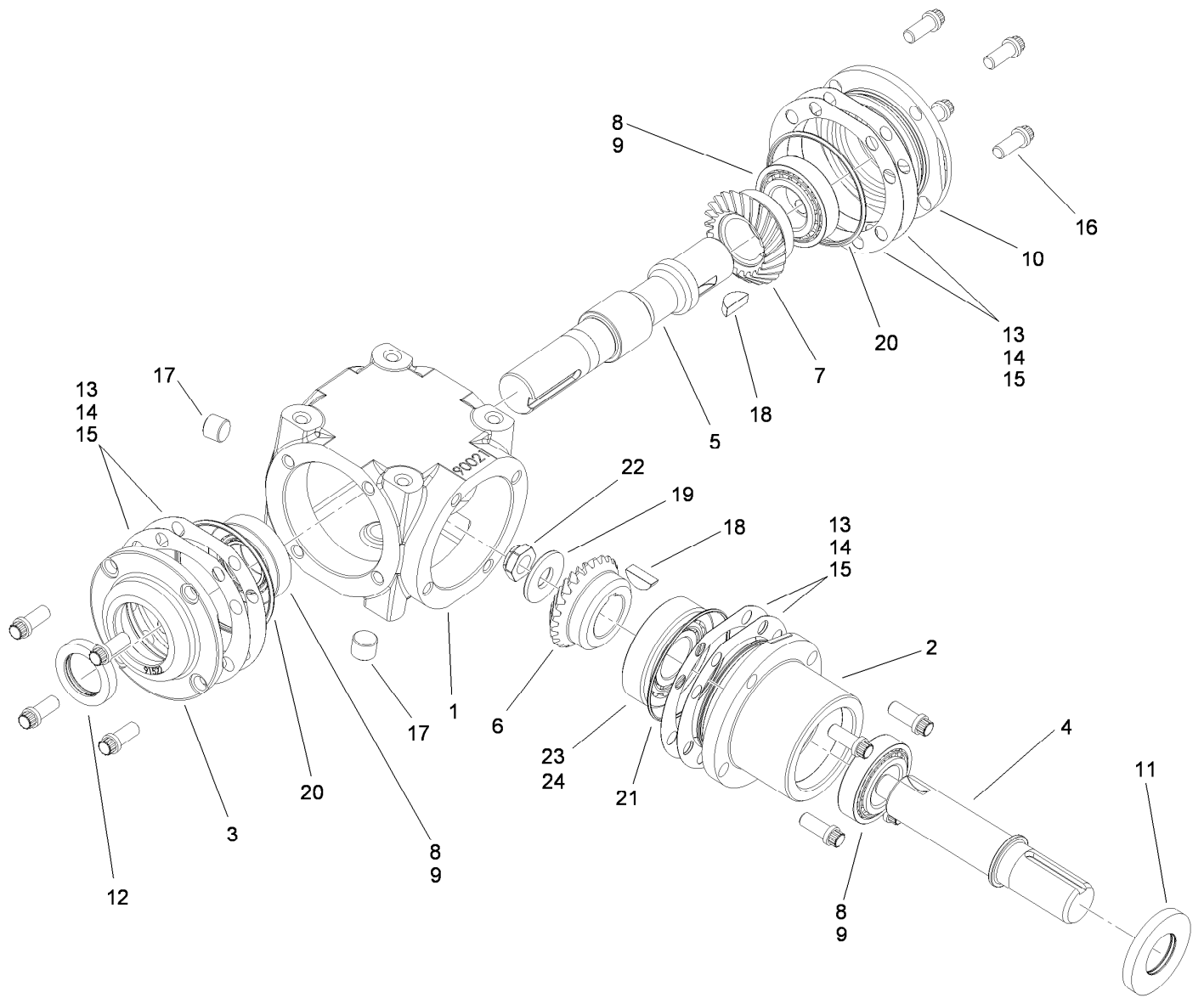
● Not serviced separately



Hydro and Gearbox Assembly (continued)

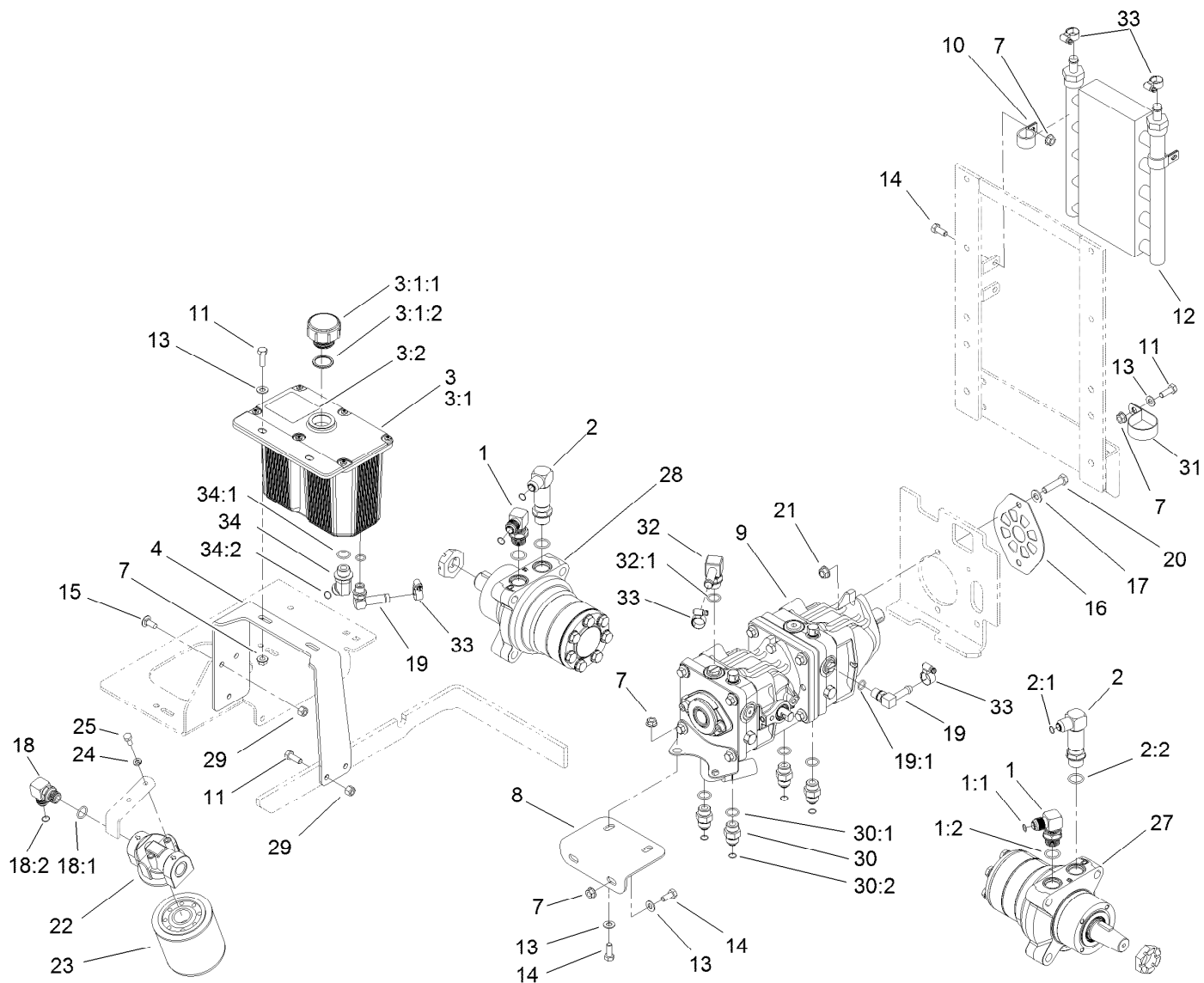
<i>Ref.</i>	<i>Part Number</i>	<i>Qty.</i>	<i>Description</i>	<i>Ref.</i>	<i>Part Number</i>	<i>Qty.</i>	<i>Description</i>
27	1-603044	1	Bushing	34	110-0876	1	Tool-Alignment, Pulley
28	3231-6	2	Screw-CARR	35	65-9820	3	Spacer
29	3256-4	1	Washer-Flat	36	3256-23	4	Washer-Flat
31	3253-4	4	Washer-Lock	37	322-5	1	Screw-HH
32	322-4	4	Screw-HH	38	5-1336	1	Key-Square
33	323-12	1	Screw-HH	39	1-373034	1	Washer

● Not serviced separately



Gearbox Assembly No. 107-9887

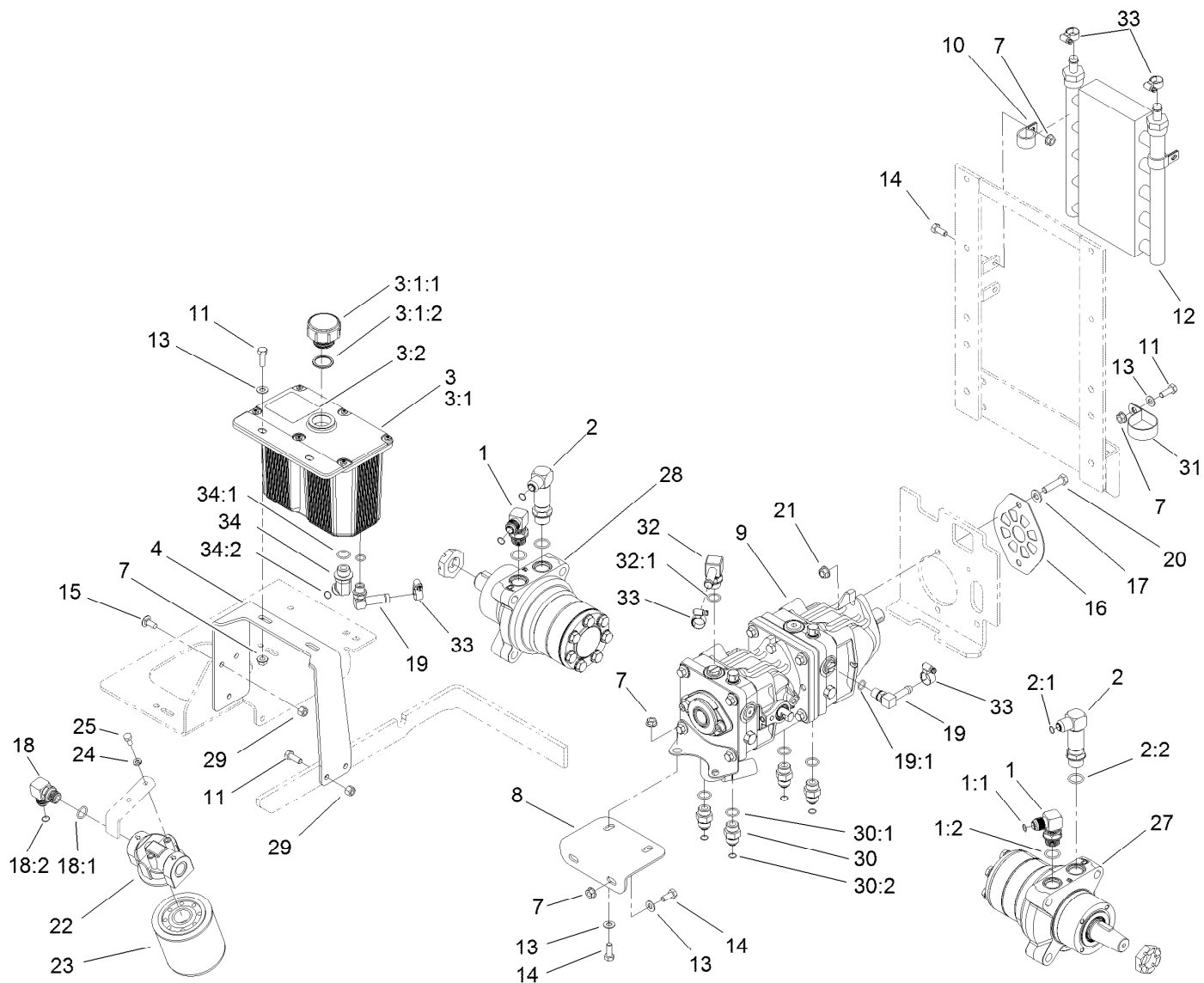
<i>Ref.</i>	<i>Part Number</i>	<i>Qty.</i>	<i>Description</i>	<i>Ref.</i>	<i>Part Number</i>	<i>Qty.</i>	<i>Description</i>
1	110-0843	1	Case	13	100-4591	1	Shim-Brown, .010In
2	110-0853	1	Housing-Pinion	14	100-4592	1	Shim-Blue, .005In
3	100-4566	1	Cap-End, Open	15	100-4593	1	Shim-Green, .003In
4	110-0844	1	Shaft-Pinion	16	100-4578	12	Screw
5	110-0845	1	Shaft-Cross	17	100-4579	2	Plug
6	110-0847	1	Gear-Shaft, Cross	18	3257-33	2	Key-Woodruff
7	110-0846	1	Gear-Pinion	19	100-4581	1	Washer
8	110-0848	3	Bearing-Cup	20	100-4582	2	O-Ring
9	110-0849	3	Bearing-Cone	21	110-0851	1	O-Ring
10	100-4574	1	Cap-End, Closed	22	110-0852	1	Nut Lock
11	100-4575	1	Seal	23	100-5817	1	Bearing-Cup
12	110-0850	1	Seal-Shaft, Cross	24	100-5816	1	Bearing-Cone



Hydraulic Tank, Pump and Motor Assembly

Ref.	Part Number	Qty.	Description	Ref.	Part Number	Qty.	Description
1	1-633605	2	Fitting-HYD, 90 DEG	13	3256-23	7	Washer-Flat
1:1	1-603992	1	O-Ring	14	322-3	8	Screw-HH
1:2	237-80	1	O-Ring	15	3230-23	3	Screw-CARR
2	108-5323	2	Fitting-Elbow-90	16	108-5367-03	1	Plate-Shield, Pump
2:1	1-603992	1	O-Ring	17	3256-24	2	Washer-Flat
2:2	237-80	1	O-Ring	18	103-2153	1	Fitting-90 DEG
3	108-5320	1	Hydraulic Tank ASM	18:1	1-603920	1	O-Ring
3:1		1	Tank-Hydraulic ●	18:2	1-603992	1	O-Ring
3:1:1	103-1948	1	Cap-Reservoir, HYD	19	109-6449	2	Fitting-Elbow, 90
3:1:2	103-1949	1	Gasket-Cap	19:1	237-42	1	O-Ring
3:2	115-4212	1	Decal-Warning	20	323-8	2	Screw-HH
4	108-5352-03	1	Bracket-Tank, Hydraulic	21	3290-357	2	Nut-HHF, Whiz
7	32128-20	11	Nut-HF	22	86-9080	1	Head-Filter
8	107-3462-03	1	Bracket-Pump, Front	23	67-8110	1	Cartridge-Filter, Oil
9	107-9885	1	Tandem Pump ASM	24	1-805004	2	Washer-Lock
10	110-0824	4	R-Clamp	25	321-3	2	Screw-HH
11	322-5	4	Screw-HH	27	112-8357	1	HYD Motor ASM (CCW)
12	114-8168	1	Cooler-Oil, Hydro	28	112-8358	1	HYD Motor ASM (CW)

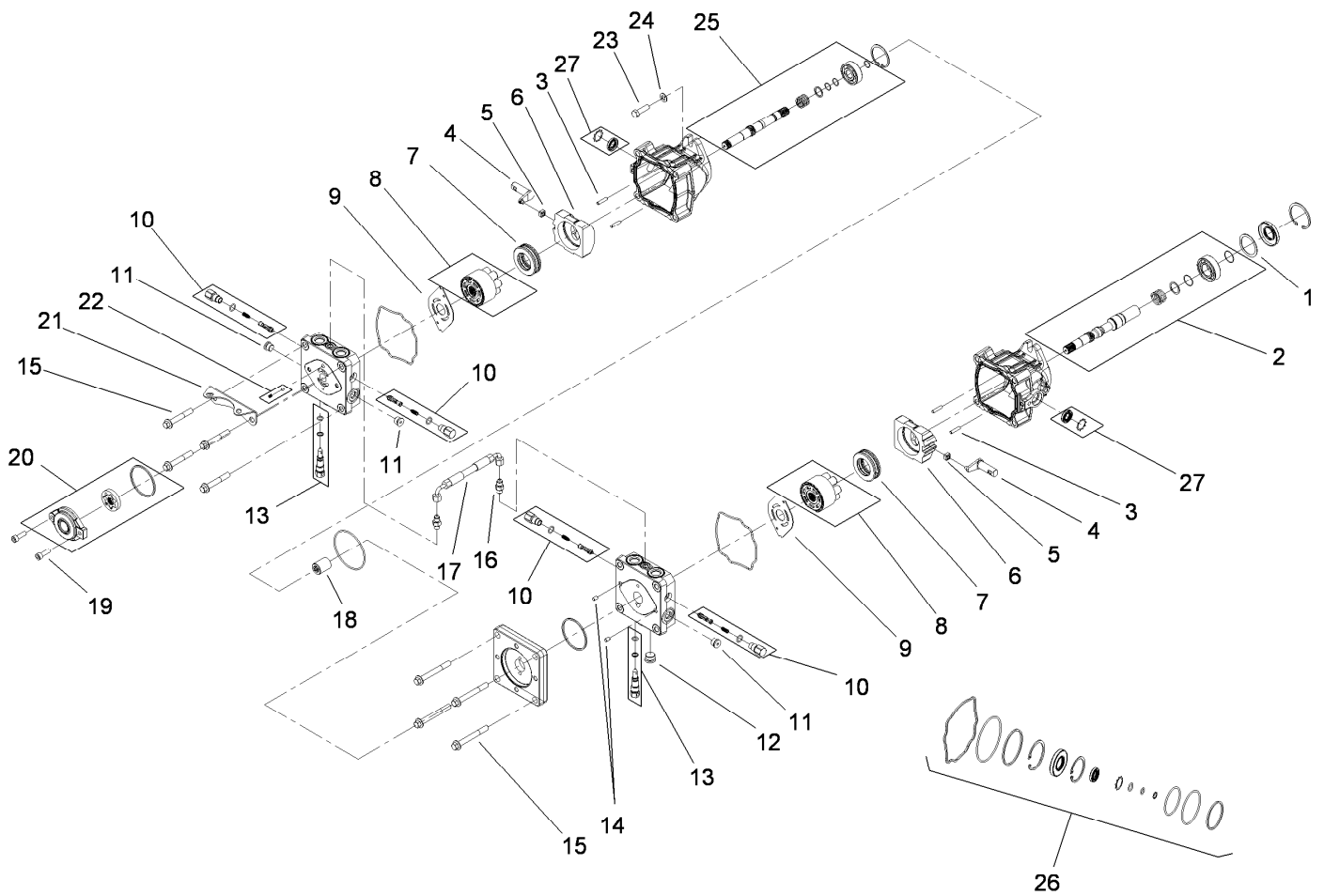
● Not serviced separately



Hydraulic Tank, Pump and Motor Assembly (continued)

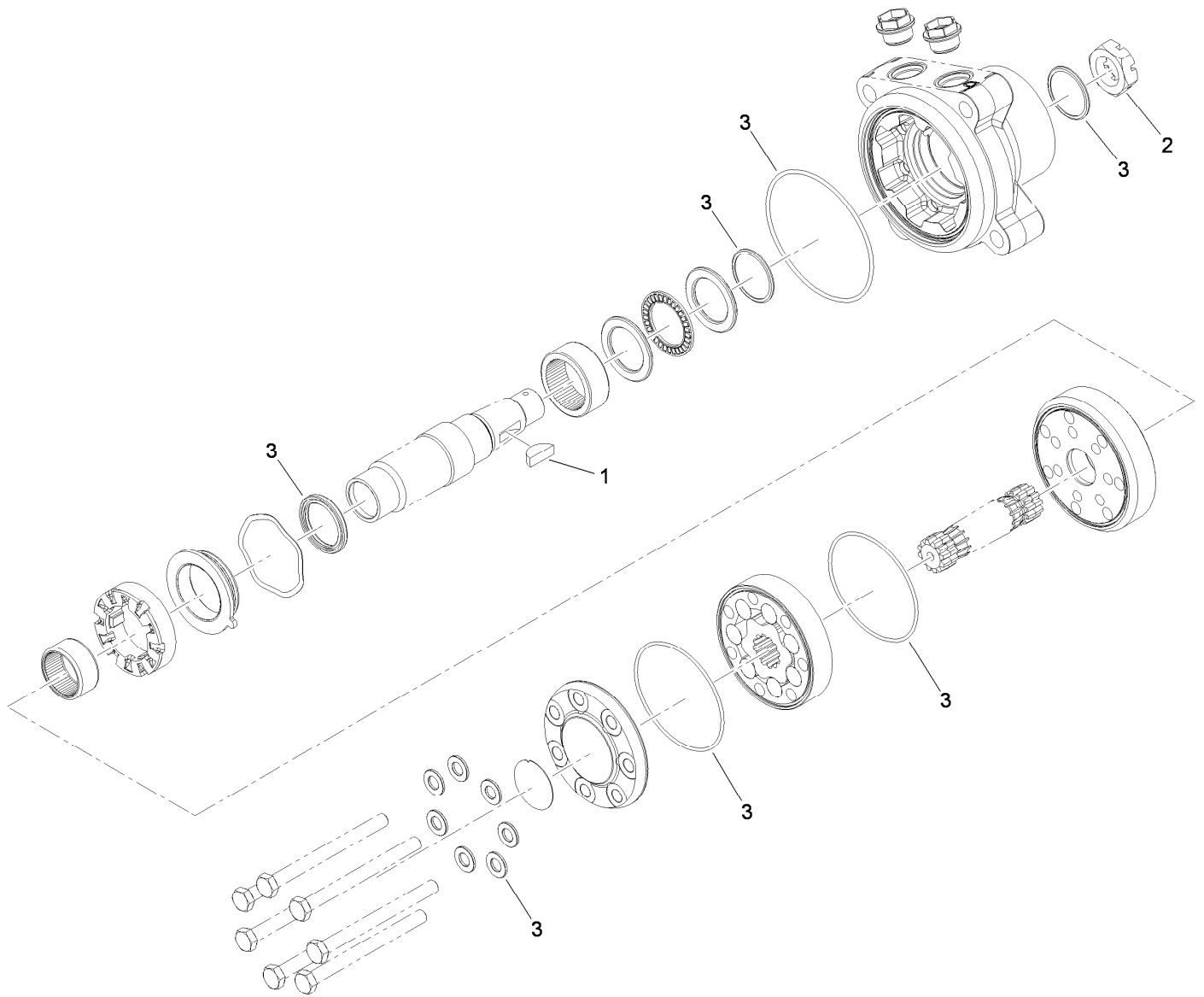
<i>Ref.</i>	<i>Part Number</i>	<i>Qty.</i>	<i>Description</i>	<i>Ref.</i>	<i>Part Number</i>	<i>Qty.</i>	<i>Description</i>
29	3296-29	4	Nut-Lock, NI	32:1	237-79	1	O-Ring
30	1-603990	4	Fitting-Straight	33	109-6801	5	Clamp-Hose
30:1	1-603920	1	O-Ring	34	1-523221	1	Fitting-HYD, 45 DEG
30:2	1-603992	1	O-Ring	34:1	1-603920	1	O-Ring
31	2412-147	1	Clamp	34:2	1-603992	1	O-Ring
32	108-5316	1	Fitting-Elbow, 90 DEG				

● Not serviced separately



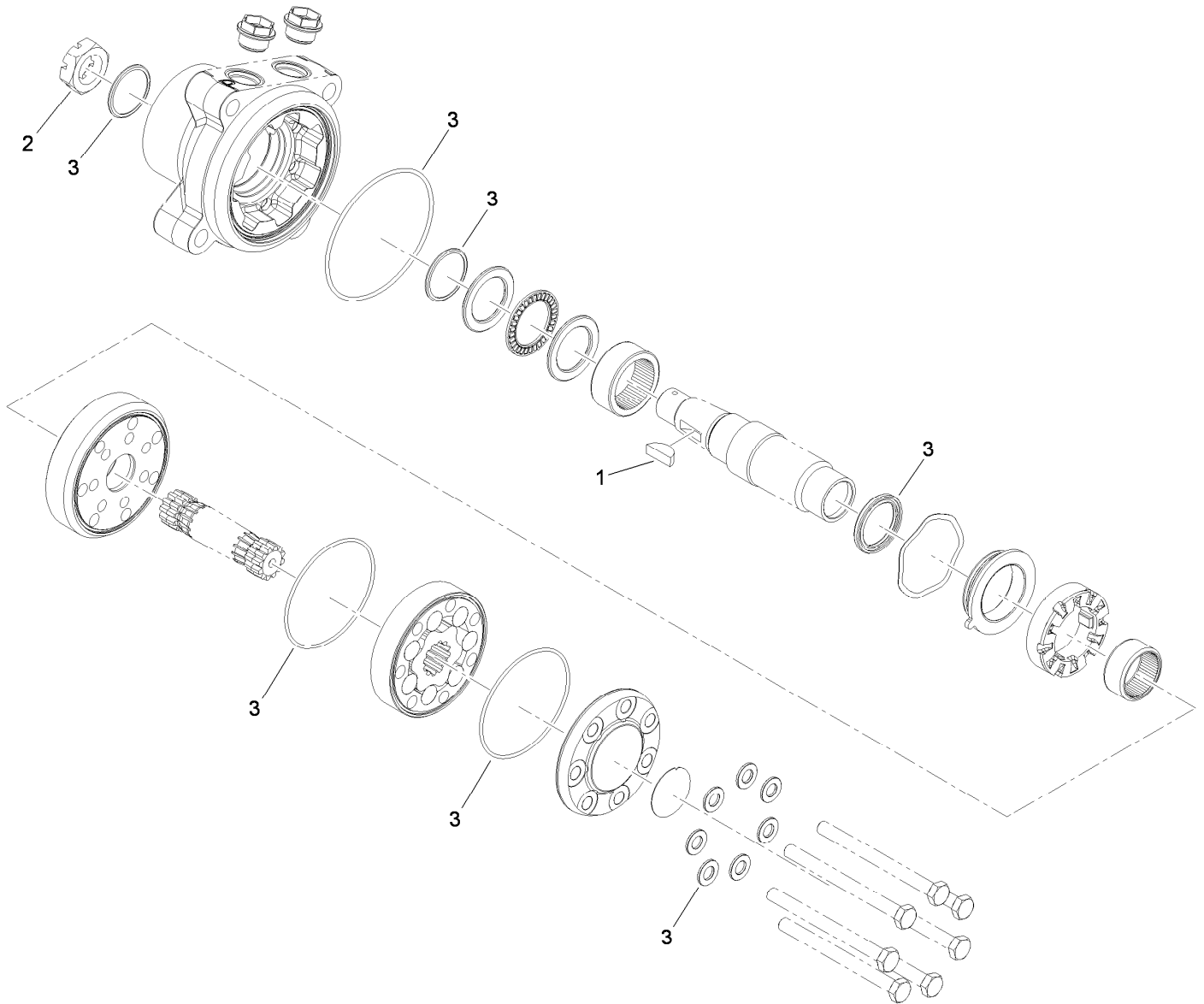
Tandem Pump Assembly No. 107-9885

<i>Ref.</i>	<i>Part Number</i>	<i>Qty.</i>	<i>Description</i>	<i>Ref.</i>	<i>Part Number</i>	<i>Qty.</i>	<i>Description</i>
1	112-4168	1	Spacer	15	112-4157	8	Bolt
2	112-4151	1	Input Pump Shaft Kit	16	117-7842	2	Fitting-Straight
3	106-8753	4	Pin-Headless, Straight	17	117-7843	1	Hose ASM
4	112-4152	2	Arm-Trunnion	18	112-4160	1	Coupling
5	94-1910	2	Guide-Slot	19	112-4161	2	Bolt
6	112-4153	2	Swashplate	20	112-4162	1	Charge Pump Kit
7	112-4154	2	Bearing-Thrust	21	112-4163	1	Bracket-Support, Pump
8	108-2112	2	Cylinder Block Kit	22	112-4164	1	Charge Relief Kit
9	108-6801	2	Plate-Valve	23	112-4165	2	Bolt-HSH
10	112-4155	4	Shock Valve Kit	24	112-4166	2	Washer
11	104-2189	3	Plug-Thread, Straight	25	112-4167	1	Second Pump Shaft Kit
12	112-4156	1	Plug-Steel	26	112-4150	1	Overhaul Seal Kit
13	106-8759	2	Bypass Valve Kit	27	114-8155	1	Trunnion Seal Kit
14	104-2170	2	Pin				



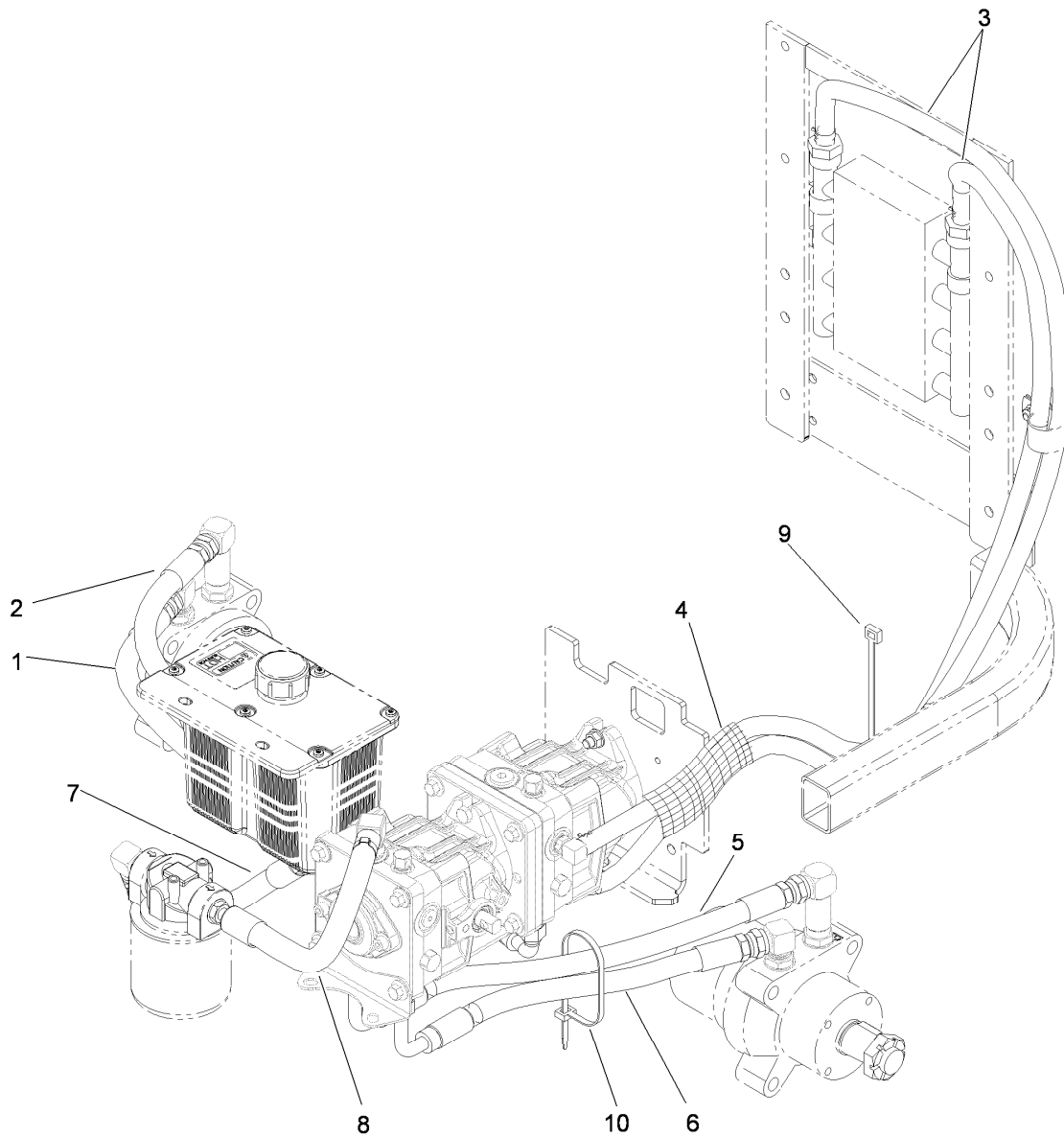
Hydraulic Motor Assembly No. 112-8357 (CCW)

<i>Ref.</i>	<i>Part Number</i>	<i>Qty.</i>	<i>Description</i>
1	3257-42	1	Key-Woodruff
2	1-809036	1	Nut-HH
3	109-5966	1	Wheel Motor Seal Kit



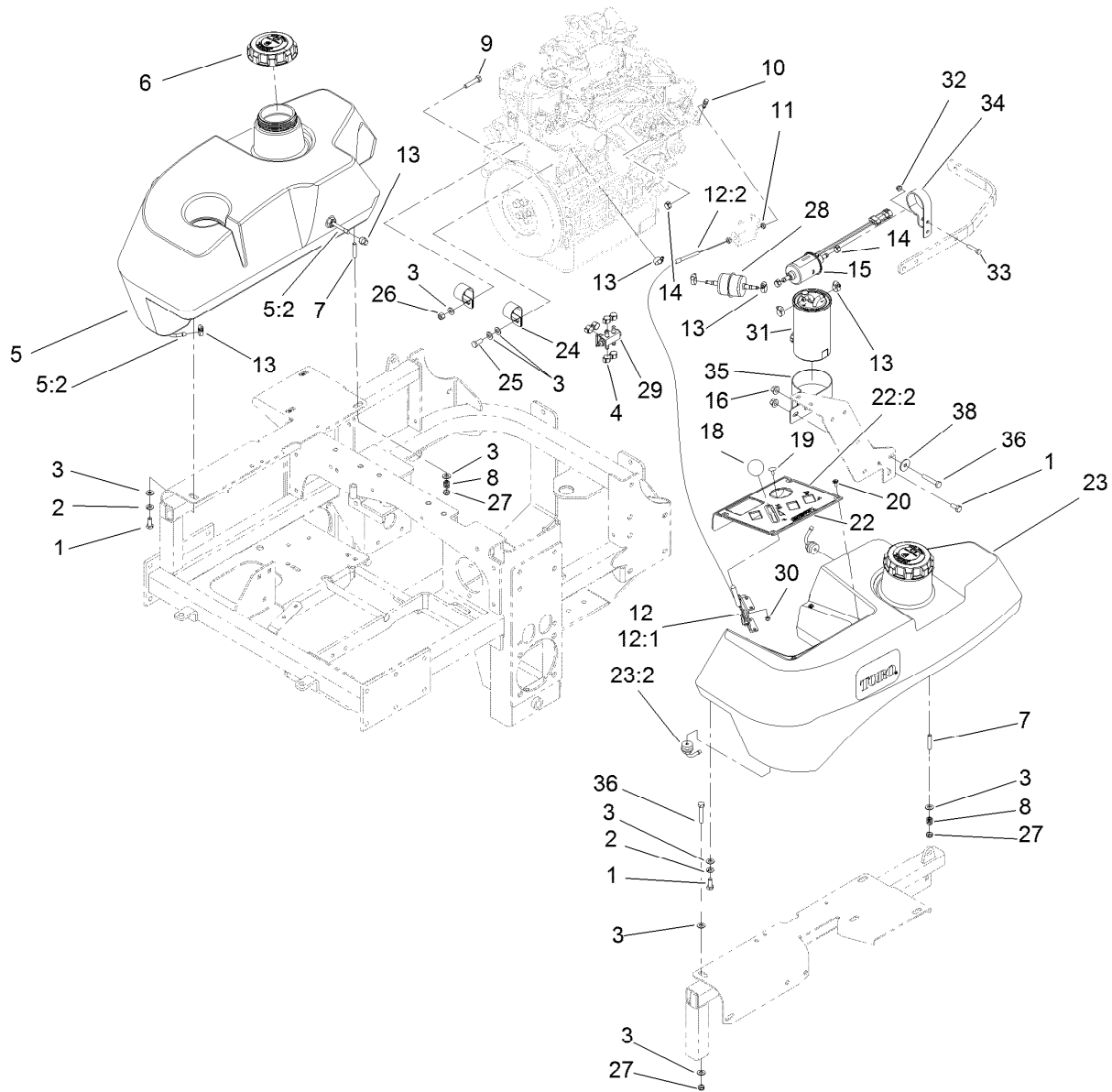
Hydraulic Motor Assembly No. 112-8358 (CW)

<i>Ref.</i>	<i>Part Number</i>	<i>Qty.</i>	<i>Description</i>
1	3257-42	1	Key-Woodruff
2	1-809036	1	Nut-HH
3	109-5966	1	Wheel Motor Seal Kit



Hydraulic Hose System Assembly

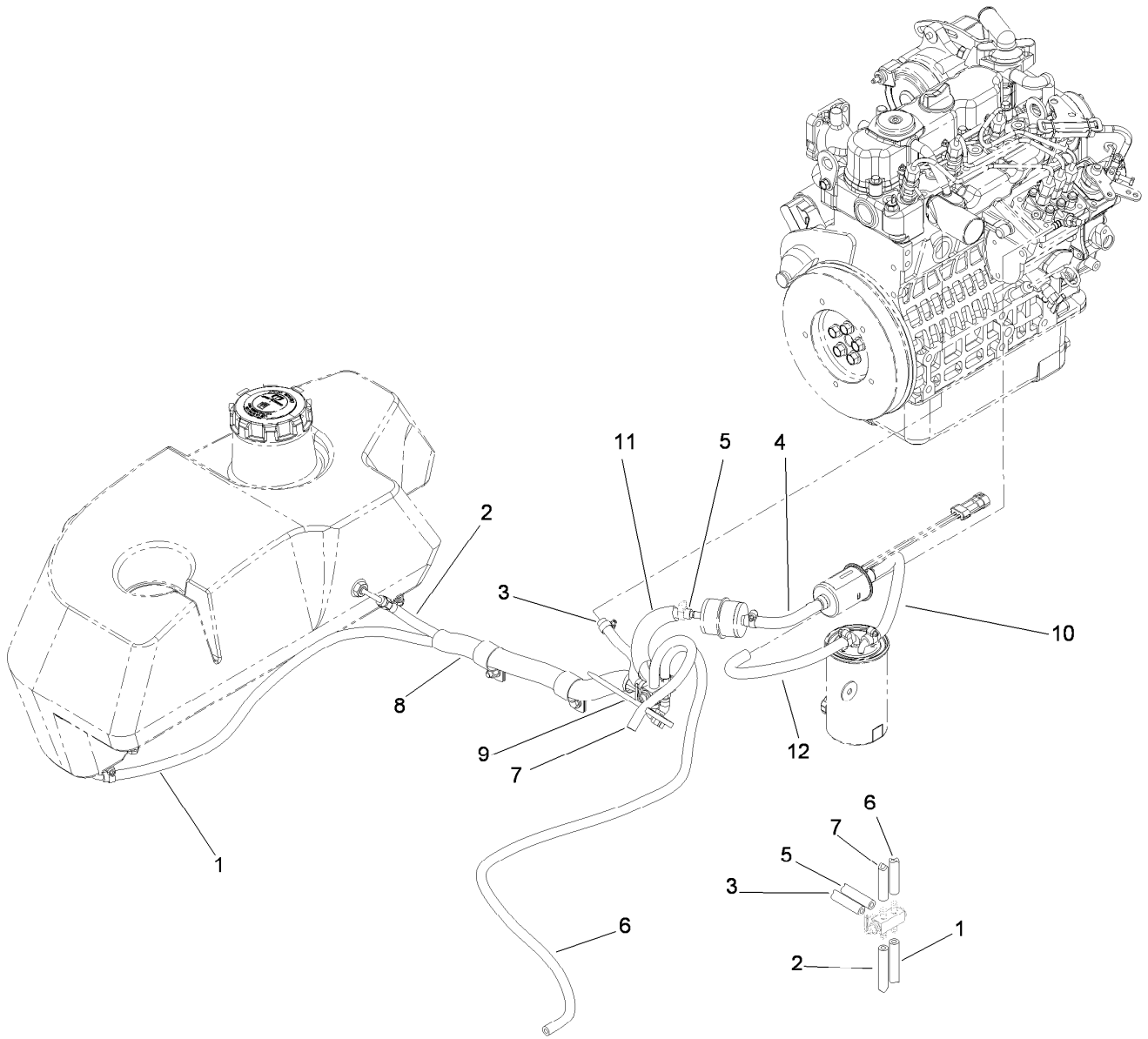
<i>Ref.</i>	<i>Part Number</i>	<i>Qty.</i>	<i>Description</i>
1	107-3495	1	Hydraulic Hose ASM
2	107-3490	1	Hydraulic Hose ASM
3	114-8169	2	Hose-Hydraulic
4	114-8201	1	Sleeve-Fabric
5	108-5318	1	Hydraulic Hose ASM
6	107-3491	1	Hydraulic Hose ASM
7	110-3854	1	Hydraulic Hose ASM
8	108-5374	1	Hydraulic Hose ASM
9	1-303335	1	Tie-Plastic
10	1-809066	1	Cable Tie-Plastic



Fuel System and Throttle Control Assembly

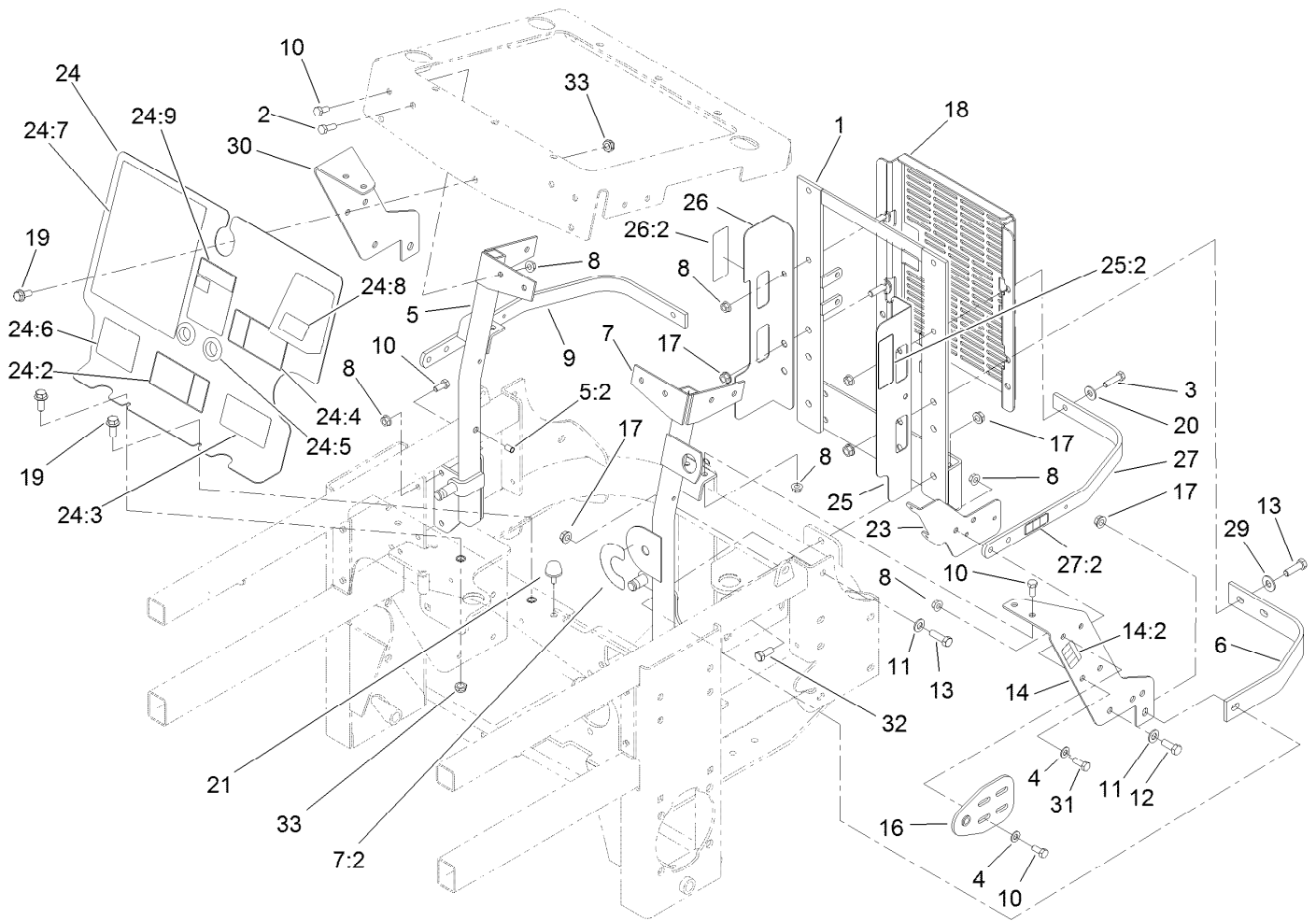
Ref.	Part Number	Qty.	Description
1	322-3	3	Screw-HH
2	1-805005	2	Washer-Lock
3	3256-23	11	Washer-Flat
4	1-643293	6	Clamp-Hose, Fuel
5	114-8221	1	RH Fuel Tank ASM
5:2	103-2615	2	Fitting-Fuel, Bulkhead
6	114-5062	2	Cap-Biodiesel
7	1-633023	6	Stud
8	1-633349	6	Spring-Tank, Fuel
9	322-7	1	Screw-HH
10	108-5928	1	Swivel-Stop, Cable
11	3220-1	2	Nut-Jam
12	108-5927	1	Cable-Control, Throttle
12:1	112-2333	1	Lever-Cable, Throttle
12:2	108-6337	1	Cable-Throttle
13	2412-108	9	Clamp-Worm
14	1-643277	3	Clamp-Hose, Fuel
15	110-8806	1	Pump-Fuel
16	3296-58	2	Nut-Lock, NI
18	1-603175	1	Knob-Ball

Ref.	Part Number	Qty.	Description
19	1-807513	2	Bolt-CARR
20	109-2661	4	Screw-PPH
22	117-0913	1	Control Panel ASM
22:2	121-7562	1	Decal-Panel, Control
23	114-8222	1	LH Fuel Tank ASM
23:2	103-2615	2	Fitting-Fuel, Bulkhead
24	1-643312	2	Clip-Loom
25	33114-020	1	Screw-HH
26	3296-29	1	Nut-Lock, NI
27	3296-47	6	Nut-Lock, NI
28	112-7836	1	Filter-Inline
29	1-643234	1	Valve-Fuel, Dual Flow
30	3296-2	2	Nut-Lock, NI
31	112-9188	1	Element-Filter, Fuel/Water
32	104-7201	1	Nut-HF
33	321-8	1	Screw-HH
34	110-8817	1	Bracket-Pump, Fuel
35	110-8807	1	Bracket-Filter, Fuel
36	322-9	1	Screw-HH
38	3256-82	1	Washer-Flat



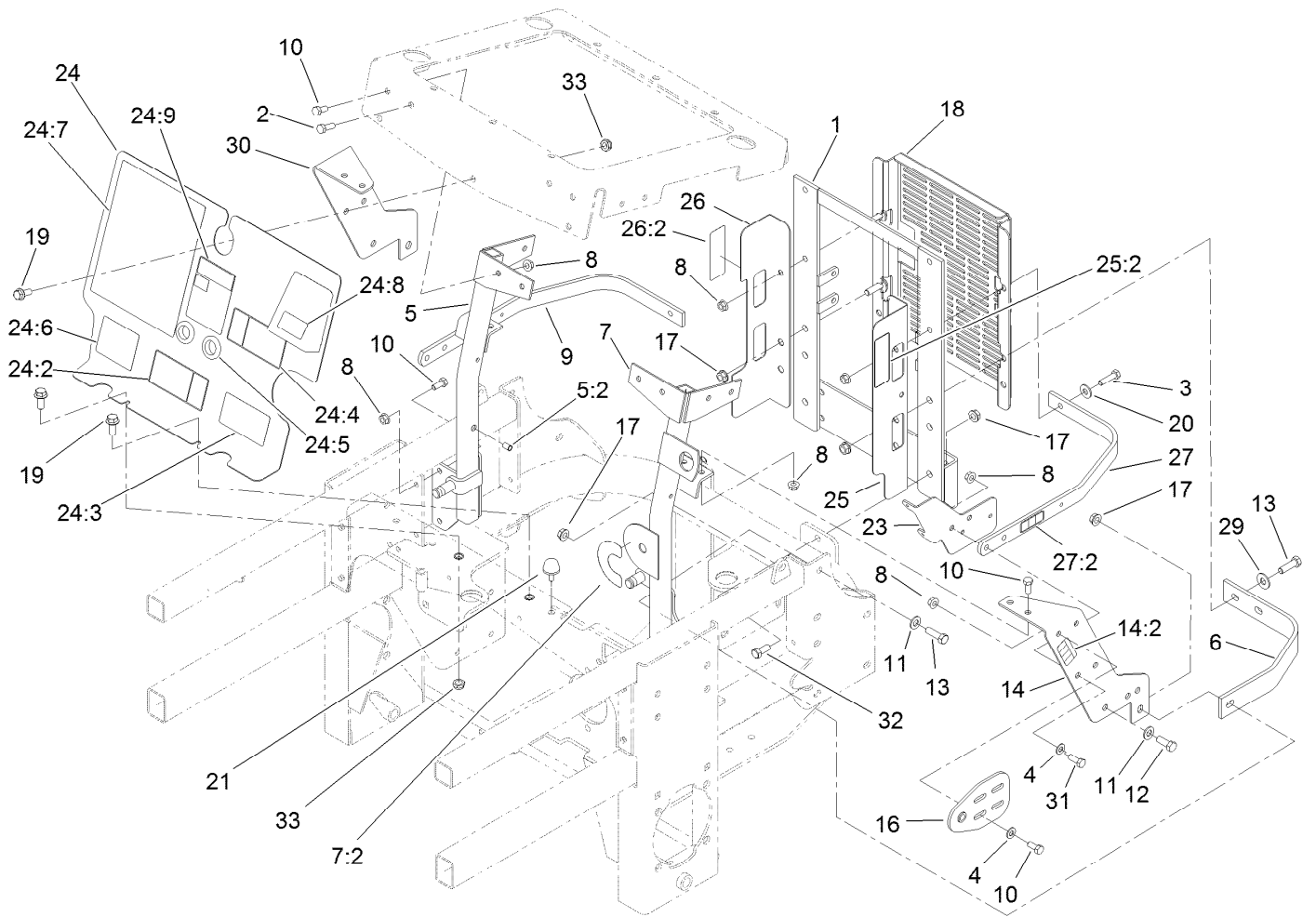
Fuel Line Assembly

Ref.	Part Number	Qty.	Description
1	108-5376	1	Hose-Fuel
2	109-0301	1	Hose-Fuel
3	109-0306	1	Hose-Fuel
4	108-3283	1	Hose-Fuel
5	109-0303	1	Hose-Fuel
6	109-0275	1	Hose-Fuel
7	109-0297	1	Hose-Fuel
8	108-5377	1	Sleeve-Fabric
9	1-303335	1	Tie-Plastic
10	110-4124	1	Hose-Fuel
11	114-8224	1	Conduit-Fuel Line
12	110-4105	1	Hose-Fuel



Engine Housing Assembly

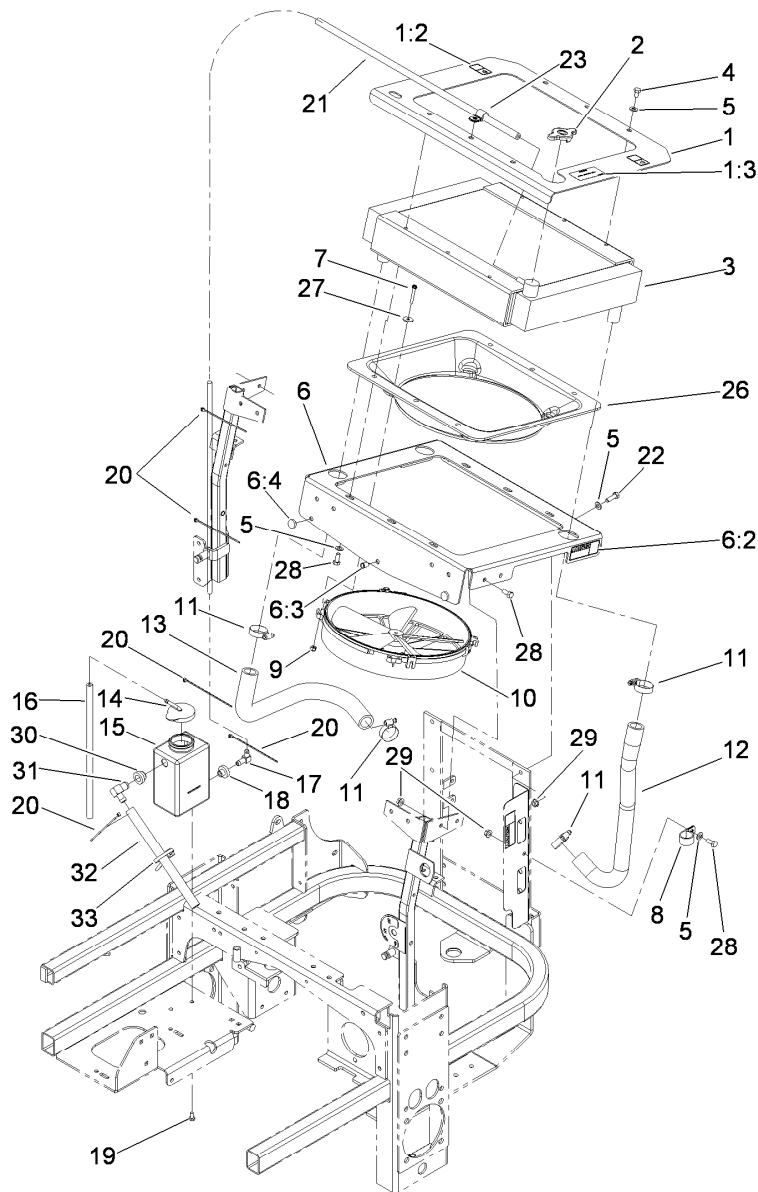
Ref.	Part Number	Qty.	Description	Ref.	Part Number	Qty.	Description
1	107-9934-03	1	Support-Radiator, Rear	20	3256-3	2	Washer-Flat
2	322-5	2	Screw-HH	21	109-2365	2	Bumper-Rubber
3	322-6	2	Screw-HH	23	119-0393-03	1	Bracket-Relay, Fuse
4	3256-23	8	Washer-Flat	24	108-5936	1	Front Engine Shield ASM
5	114-1170	1	RH Radiator Brace ASM	24:2	110-3853	1	Decal-Danger, Rotating Devices
5:2	32148-11	1	Insert-Threaded	24:3	108-5955	1	Decal-Routing, Hydro Belt
6	103-7623-03	2	Strap-Guard	24:4	110-3852	1	Decal- Warning, Buzzer
7	110-3870	1	LH Radiator Brace ASM	24:5	100-3815	2	Grommet-Rubber
7:2	107-2114	1	Decal-Valve, Fuel	24:6	108-5957	1	Decal-Routing, Clutch Belt
8	32128-20	22	Nut-HF	24:7	110-3851	1	Decal-Check, Service
9	114-8223-03	1	Top-Rib	24:8	110-0806	1	Decal-Caution
10	322-3	14	Screw-HH	24:9	104-2449	1	Decal-Coolant
11	3256-24	3	Washer-Flat	25	110-0879	1	Guard-Fan, LH (Ce)
12	323-6	1	Screw-HH	25:2	107-7719	1	Decal-Danger
13	323-7	4	Screw-HH	26	110-0888	1	Guard-Fan, RH (Ce)
14	119-6650	1	LH Support Bracket ASM	26:2	107-7719	1	Decal-Danger
14:2	119-0398	1	Decal-Fuse	27	119-0399	1	Top Strap ASM
16	108-5345-03	2	Plate-Pivot, Hood	27:2	119-0397	1	Decal-Relay
17	3290-357	7	Nut-HHF, Whiz	29	3256-4	2	Washer-Flat
18	112-8302-03	1	Shield-Cooler	30	108-5339-03	1	Bracket-Support, RH
19	3234-21	3	Screw-HHF				



Engine Housing Assembly (continued)

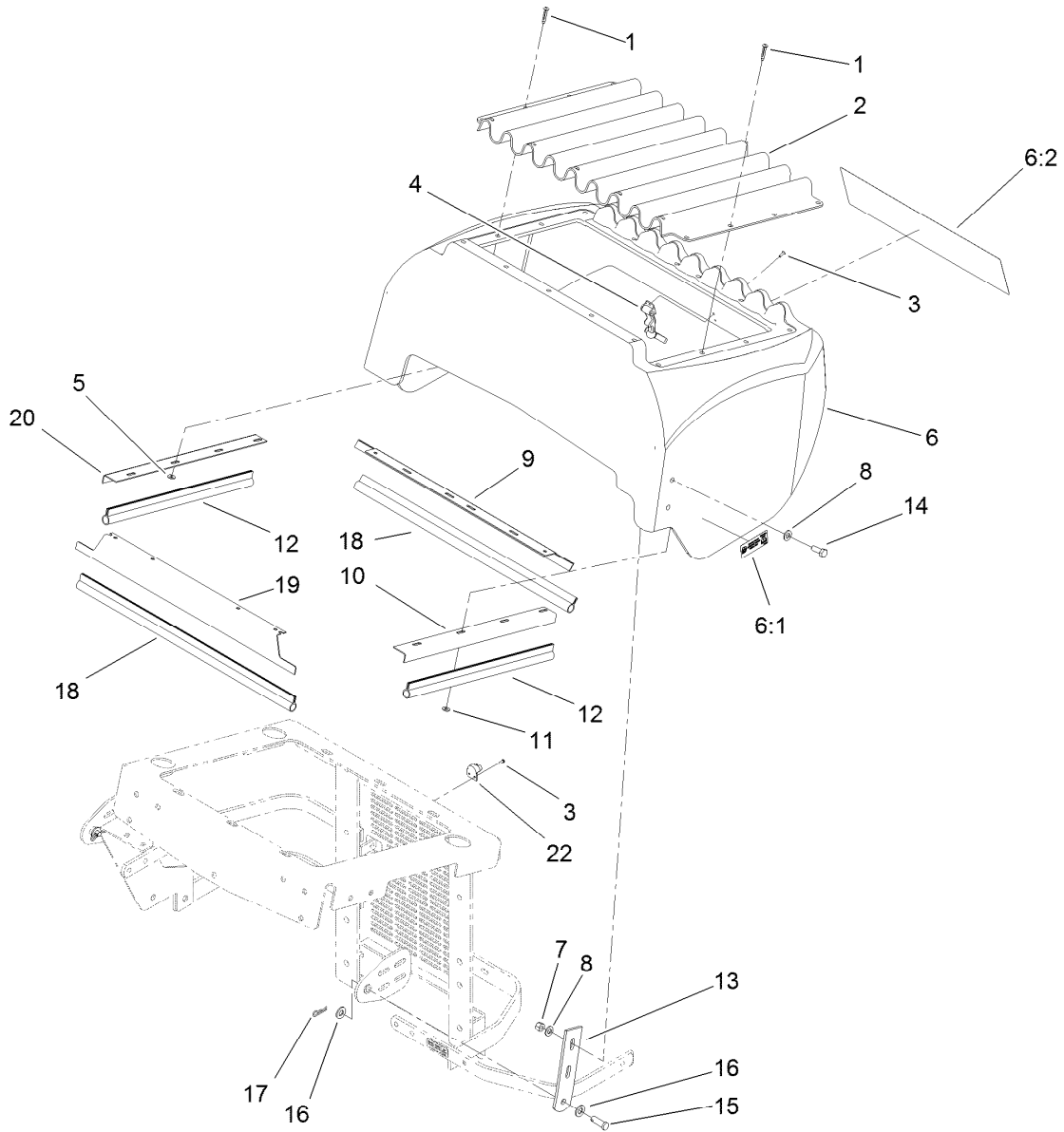
<i>Ref.</i>	<i>Part Number</i>	<i>Qty.</i>	<i>Description</i>
31	322-4	4	Screw-HH

<i>Ref.</i>	<i>Part Number</i>	<i>Qty.</i>	<i>Description</i>
32	323-5	2	Screw-HH
33	3296-56	3	Nut-Lock, NI



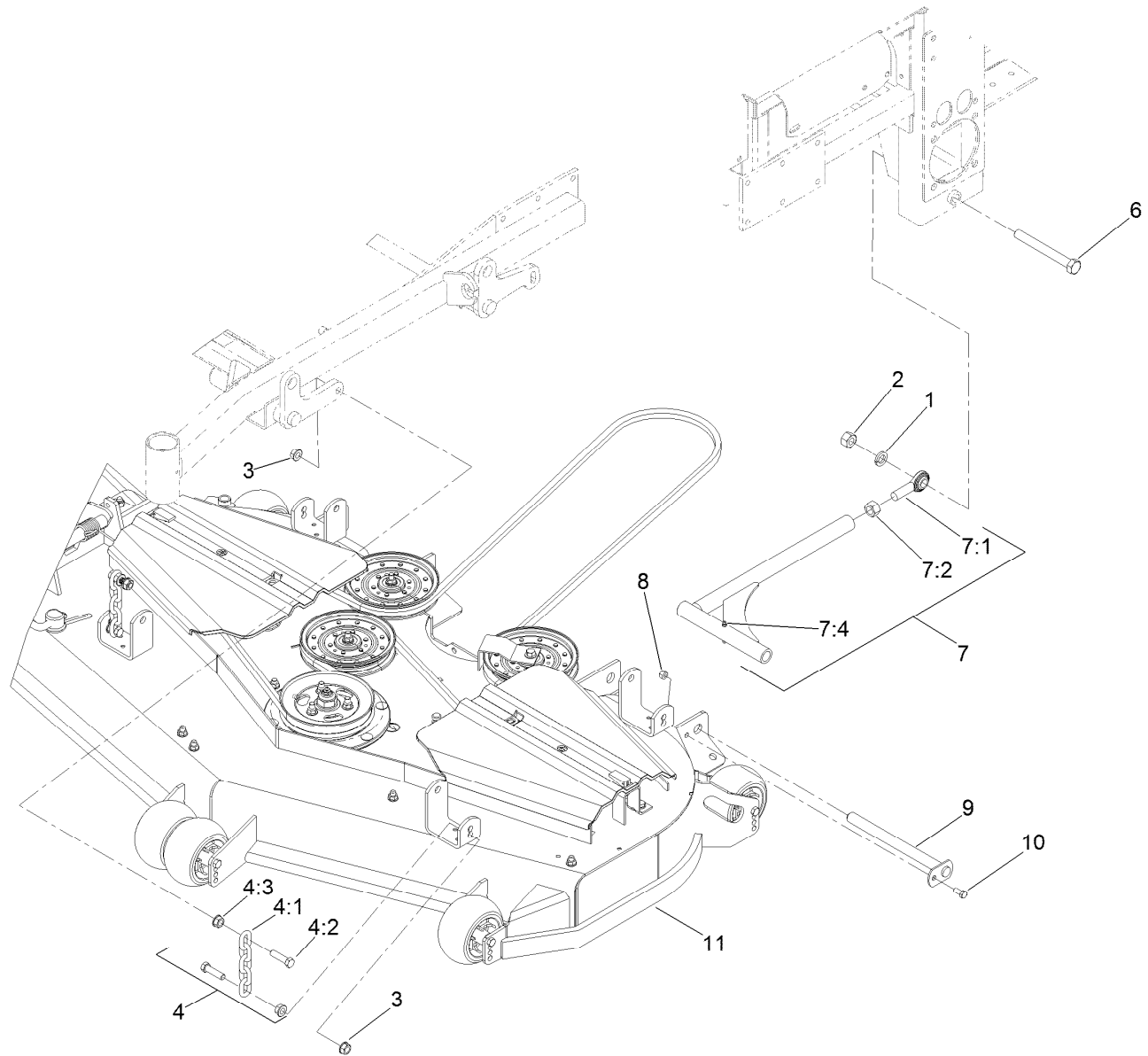
Cooling System Assembly

Ref.	Part Number	Qty.	Description	Ref.	Part Number	Qty.	Description
1	110-3845	1	Top Radiator Plate ASM	14	1-643164	1	Cap-Tank, Overflow
1:2	93-8069	2	Decal-Surface, Hot	15	117-0941	1	Tank-Overflow
1:3	110-3842	1	Decal-Antifreeze	16	1-603954	1	Hose-Line, Fuel
2	1-643161	1	Cap-Radiator	17	1-643259	1	Fitting-Elbow
3	107-9932	1	Radiator	18	1-513645	1	Bushing-Valve, Fuel
4	322-1	6	Screw-HH	19	321-2	2	Screw-HH
5	3256-23	16	Washer-Flat	20	1-303287	6	Tie-Cable
6	110-0880	1	Bottom Radiator Plate ASM	21	103-1428	1	Hose-Overflow
6:2	107-7719	2	Decal-Danger	22	322-5	3	Screw-HH
6:3	32148-6	1	Insert-Nut	23	1-603727	1	Clip-Loom
6:4	1-513658	2	Bumper	26	108-5971	1	Shroud-Cooling, Engine
7	108-5988	4	Screw-HWH	27	3256-67	4	Washer-Flat
8	1-643312	1	Clip-Loom	28	322-3	10	Screw-HH
9	1-804254	4	Nut-Lock, HH	29	32128-20	3	Nut-HF
10	1-633831	1	Fan	30	104-0790	1	Bushing
11	1-633989	4	Clamp-Hose	31	117-0943	1	Fitting-Elbow
12	108-5372	1	Hose-Radiator, LH	32	115-4969	1	Hose-Overflow
13	108-5904	1	Hose-Outlet, Engine	33	1-303335	1	Tie-Plastic



Hood Assembly

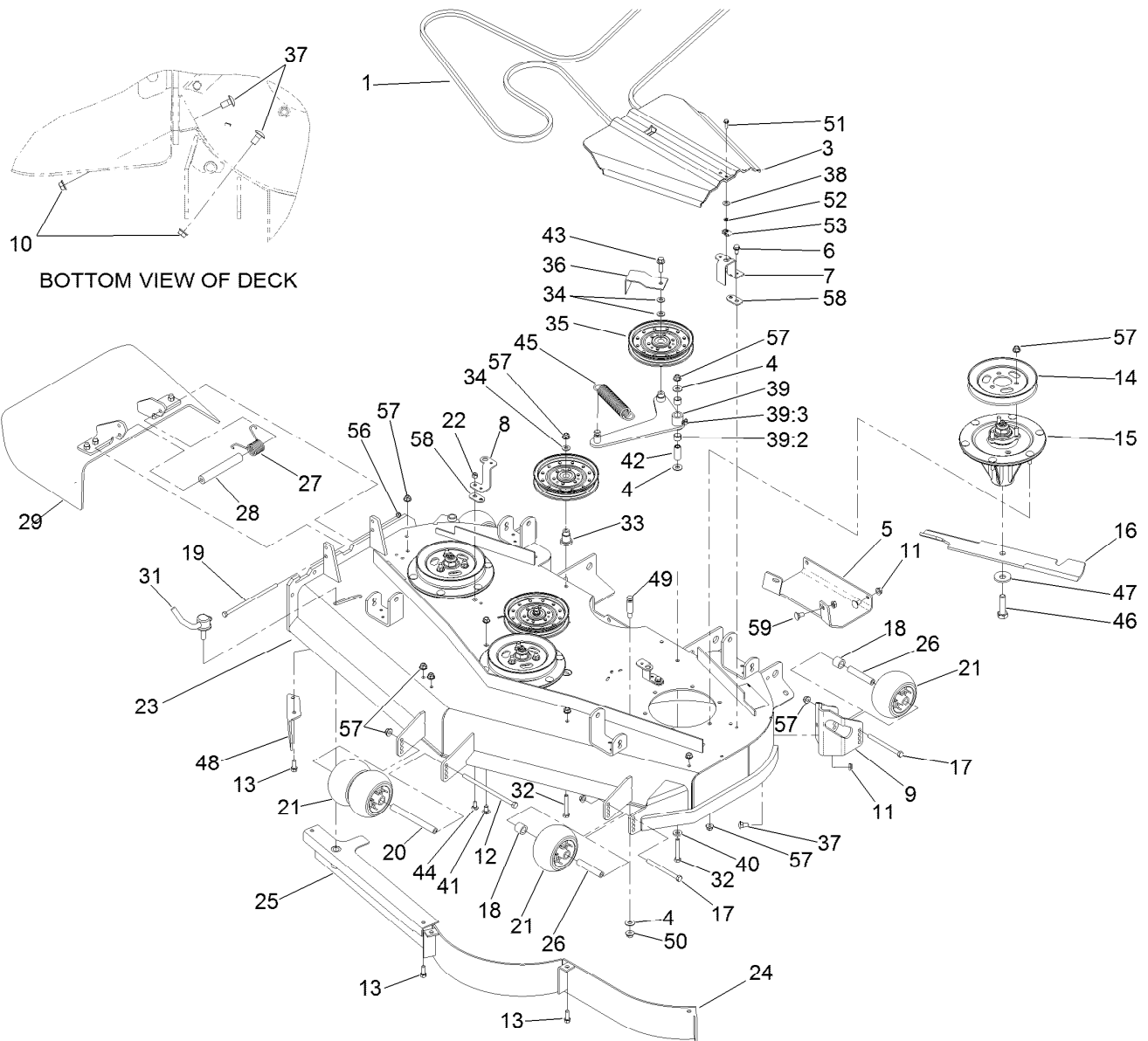
<i>Ref.</i>	<i>Part Number</i>	<i>Qty.</i>	<i>Description</i>	<i>Ref.</i>	<i>Part Number</i>	<i>Qty.</i>	<i>Description</i>
1	1-803072	17	Rivet	11	3256-14	12	Washer-Flat
2	1-633864-03	1	Screen-Radiator	12	1-643186	2	Seal-Trim
3	923786	4	Rivet	13	108-5337-03	2	Plate-Hinge, Hood
4	1-643188	1	Latch-Rubber	14	322-4	4	Screw-HH
5	1-303435	4	Washer-Spring	15	1-808285	2	Pin-Clevis
6	114-8225	1	Hood ASM	16	3256-24	4	Washer-Flat
6:1	114-9600	2	Decal-Low Sulfur	17	1-806003	2	Pin-Cotter, Hair
6:2	121-7558	1	Decal	18	1-643187	2	Seal-Trim
7	3296-29	4	Nut-Lock, NI	19	1-643107-03	1	Angle-Radiator, Top
8	3256-23	8	Washer-Flat	20	1-643106-03	1	Angle-Radiator, RH
9	1-643108-03	1	Angle-Radiator, Bottom	22	1-643189	1	Keeper-Latch, Rubber
10	1-643105-03	1	Angle-Radiator, LH				



Deck Connection Assembly

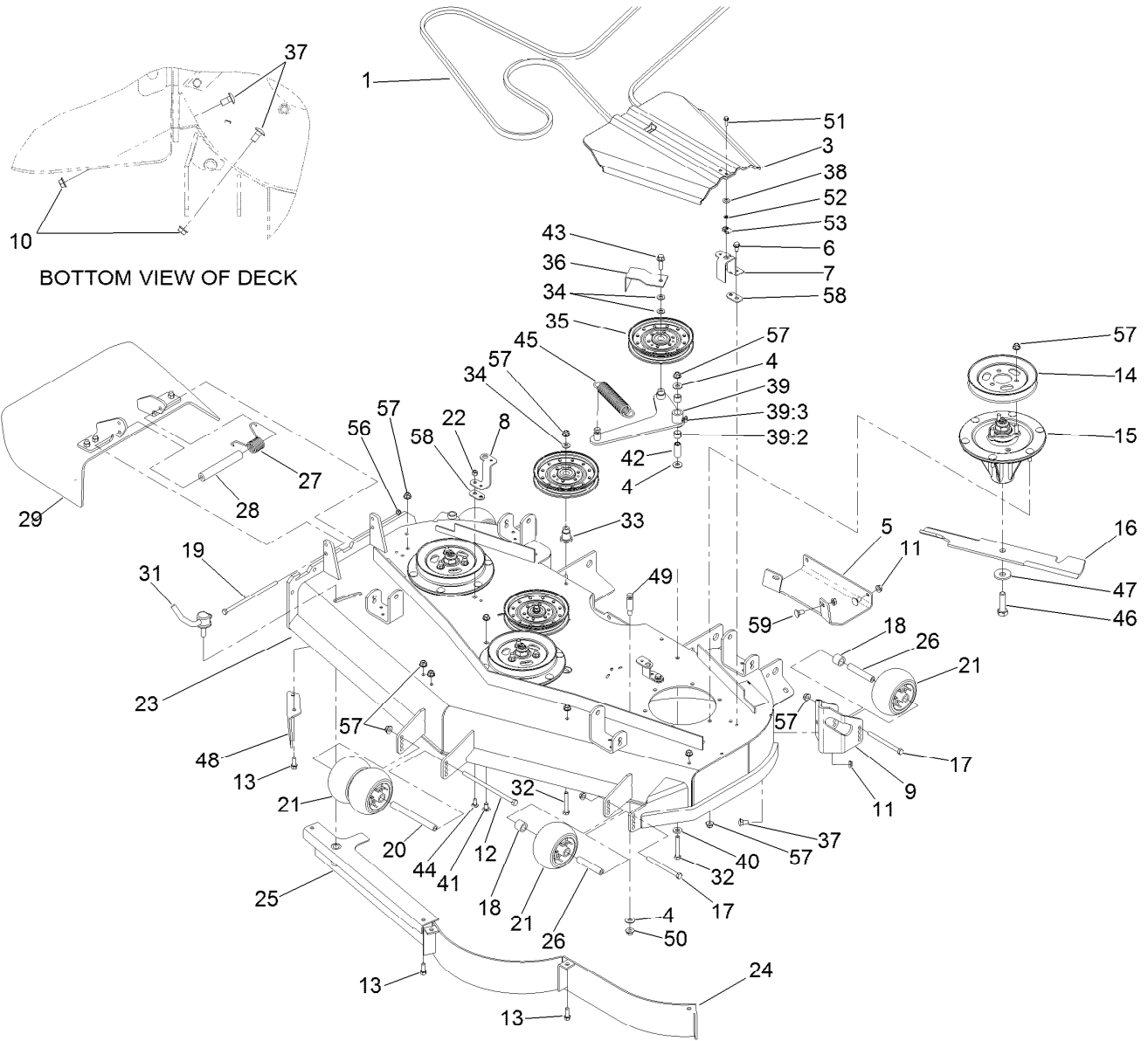
Ref.	Part Number	Qty.	Description	Ref.	Part Number	Qty.	Description
1	3253-8	2	Washer-Lock	7	108-5969	2	Strut ASM
2	3217-11	2	Nut-Hex	7:1	1-633029	1	Balljoint-Spherical
3	32128-37	8	Nut-HF	7:2	3219-6	1	Nut-Hex
4	103-9792	4	Deck Chain ASM	7:4	109-1380	1	Fitting-Grease
4:1	1-633447	1	Chain-Lift, Deck	8	3296-29	2	Nut-Lock, NI
4:2	103-1898	2	Screw-HH	9	1-632199-01	2	Pin-Strut
4:3	32128-37	2	Nut-HF	10	322-3	2	Screw-HH
6	327-28	2	Screw-HH	11		1	Deck ASM ●

● Not serviced separately



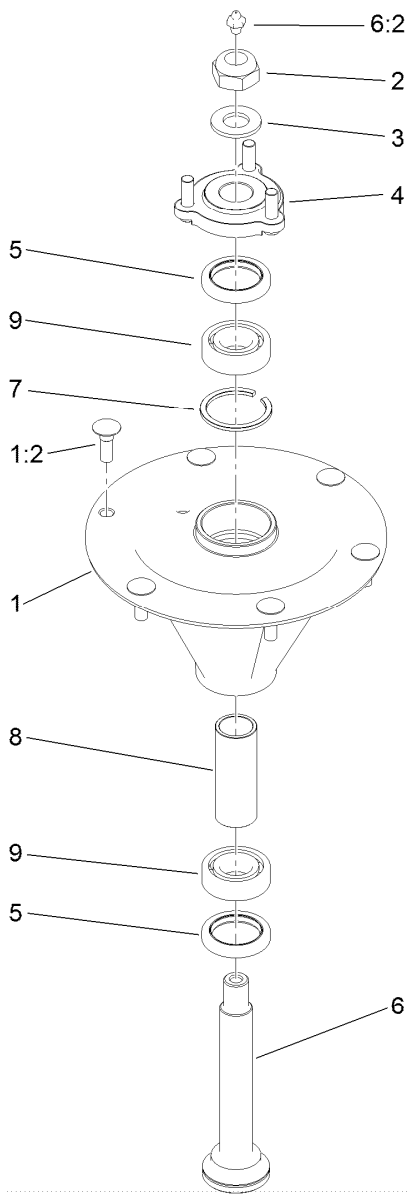
Deck Assembly

Ref.	Part Number	Qty.	Description	Ref.	Part Number	Qty.	Description
1	108-5951	1	Belt-V	23	114-4487	1	Deck Decal ASM
3	107-8536	2	Cover-Belt	24	105-7754-01	1	Baffle
4	3256-4	3	Washer-Flat	25	105-7755-01	1	Baffle
5	106-7358-01	1	Plate-Skid	26	98-7912	3	Tube-Spanner
6	32144-70	3	Screw-HWHTF	27	108-4052	1	Spring-Torsion
7	119-4220-01	2	Bracket-Cover	28	105-4622	1	Spacer
8	108-2177-01	2	Bracket-Cover, Tall	29	108-2792	1	Rubber Deflector ASM
9	106-7354-01	1	Mount-Wheel, LH	31	107-1664	1	Lever ASM
10	3290-357	4	Nut-HHF, Whiz	32	323-12	3	Screw-HH
11	3296-59	3	Nut-Lock, NI	33	106-3214	2	Mount-Pulley
12	108-5388	1	Screw-HH	34	3256-24	4	Washer-Flat
13	92-1624	6	Screw-HWH	35	116-4667	3	Idler-Pulley, Flat
14	108-5979	3	Pulley-B Section	36	108-7220-01	1	Guide-Belt
15	119-8560	3	Spindle ASM	37	3231-1	7	Screw-CARR
16	105-7781-03	3	Blade-18In, Hi Flow	38	73-0041	2	Washer-Thrust
17	323-23	3	Screw-HH	39	108-5949	1	Deck Idler Arm ASM
18	98-7913	3	Tube-Spacer	39:2	103-4681	2	Sleeve-Bearing
19	322-50	1	Screw-HH	39:3	302-40	1	Fitting-Grease
20	98-5967	1	Spacer-Wheel	40	98-5975	1	Washer-Belleville
21	1-603299	5	Roller-Scalp, Anti	41	3231-21	1	Screw-CARR
22	3296-29	1	Nut-Lock, NI	42	1-603044	1	Bushing



Deck Assembly (continued)

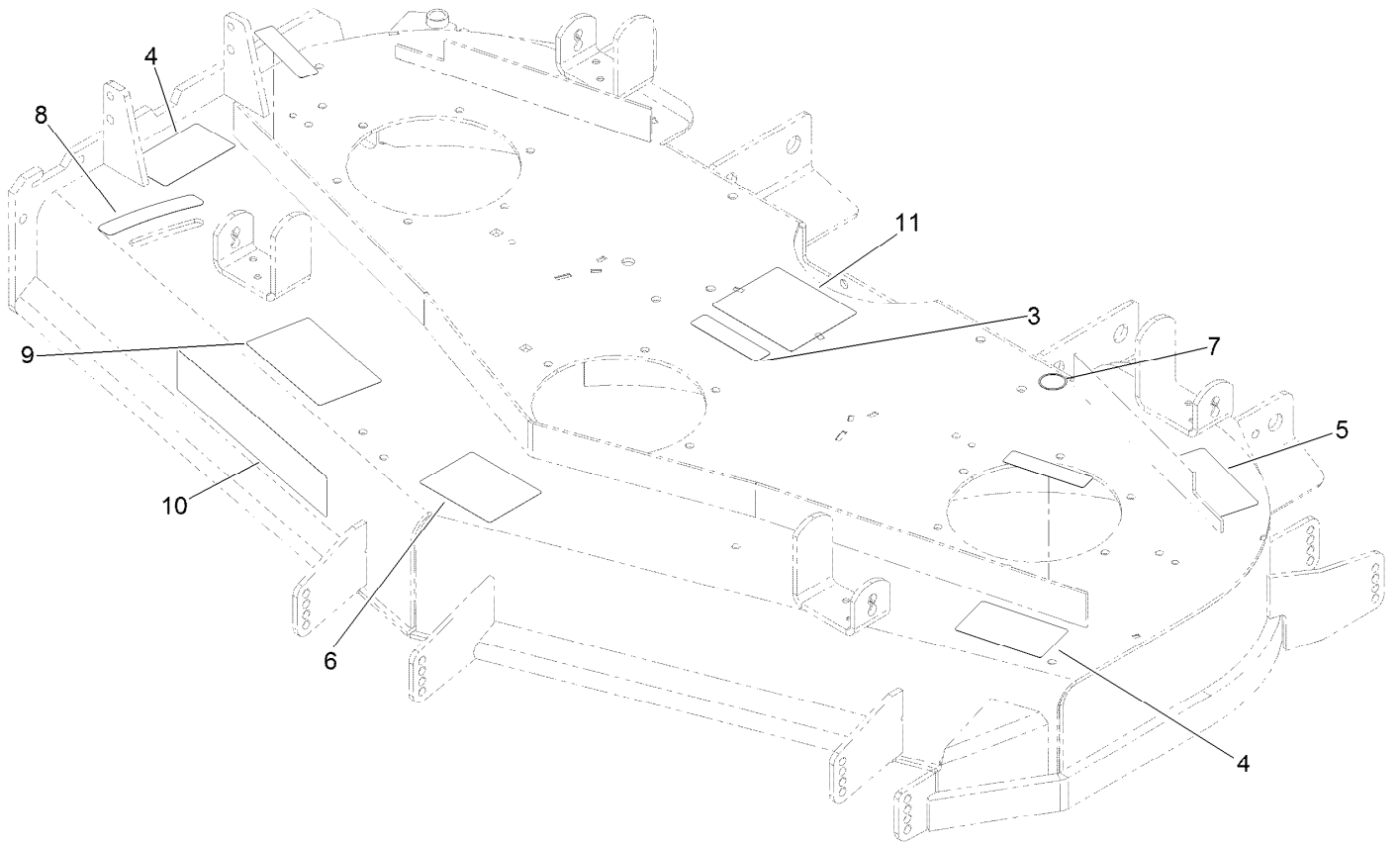
<i>Ref.</i>	<i>Part Number</i>	<i>Qty.</i>	<i>Description</i>	<i>Ref.</i>	<i>Part Number</i>	<i>Qty.</i>	<i>Description</i>
43	3234-24	1	Screw-HHF	50	32128-19	1	Nut-HF
44	3230-23	1	Screw-CARR	51	32105-15	2	Screw-HWH
45	110-0822	1	Spring-Extension	52	106-8737	2	Nut-Retainer
46	51-4060	3	Screw-Blade	53	107069	2	Clip
47	103-0865	3	Washer-Blade Bolt, Heavy	56	3296-47	1	Nut-Lock, NI
48	106-3216-01	1	Baffle-Discharge	57	104-8301	45	Nut-Flange, NI
49	110-0801	1	Pin-Threaded, Spring Anchor	58	119-4222-01	4	Spacer-Belt Cover
				59	3231-27	4	Screw-CARR



Spindle Assembly No. 119-8560

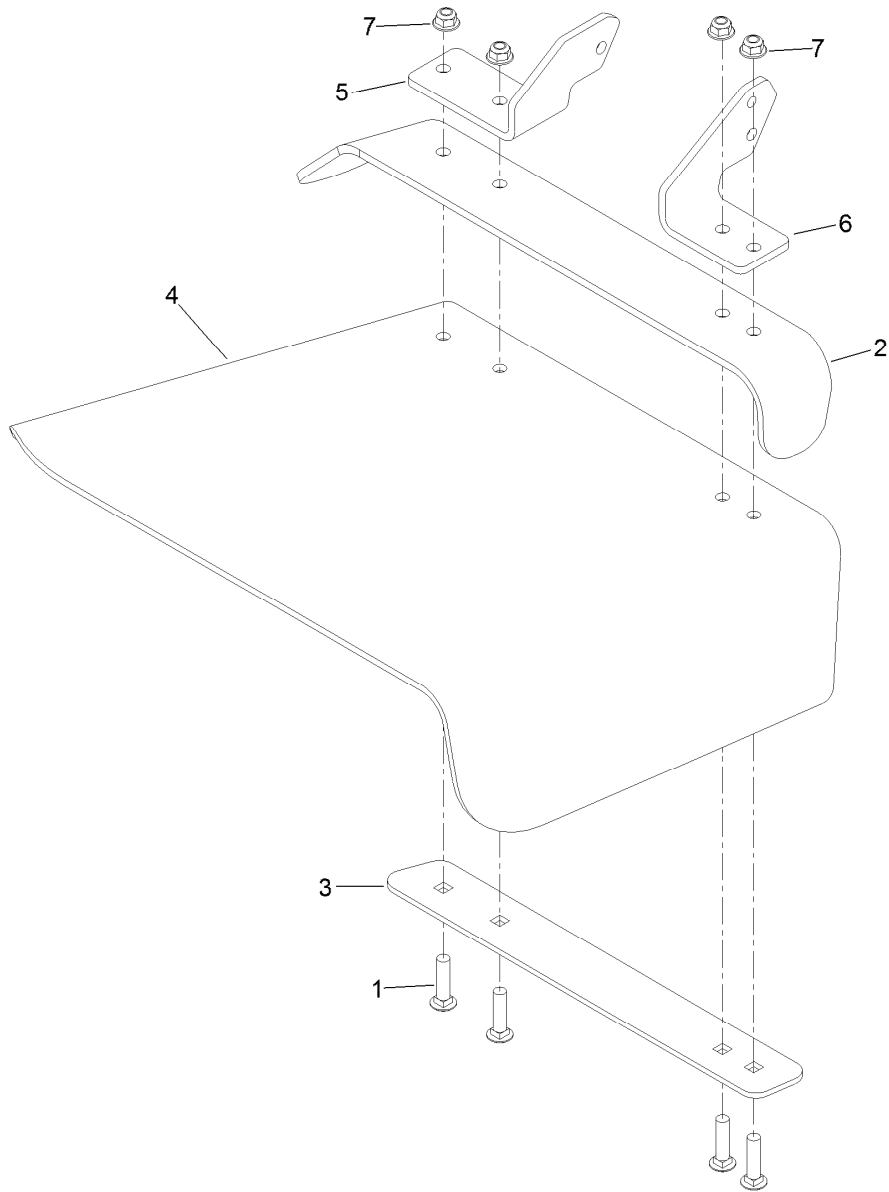
<i>Ref.</i>	<i>Part Number</i>	<i>Qty.</i>	<i>Description</i>
1		1	Spindle Housing And Studs ASM ●
1:2	114-8195	6	Bolt-Ribbed Neck
2	3296-67	1	Nut-Lock, NI
3	92-5836	1	Washer
4	117-6172	1	Spindle Hub ASM
5	253-133	2	Seal-Oil
6	119-8527	1	Shaft-Spindle
6:2	302-2	1	Fitting-Grease
7	119-8532	1	Snap Ring
8	117-6184	1	Spacer
9	119-8558	2	Bearing-Noseal

● Not serviced separately



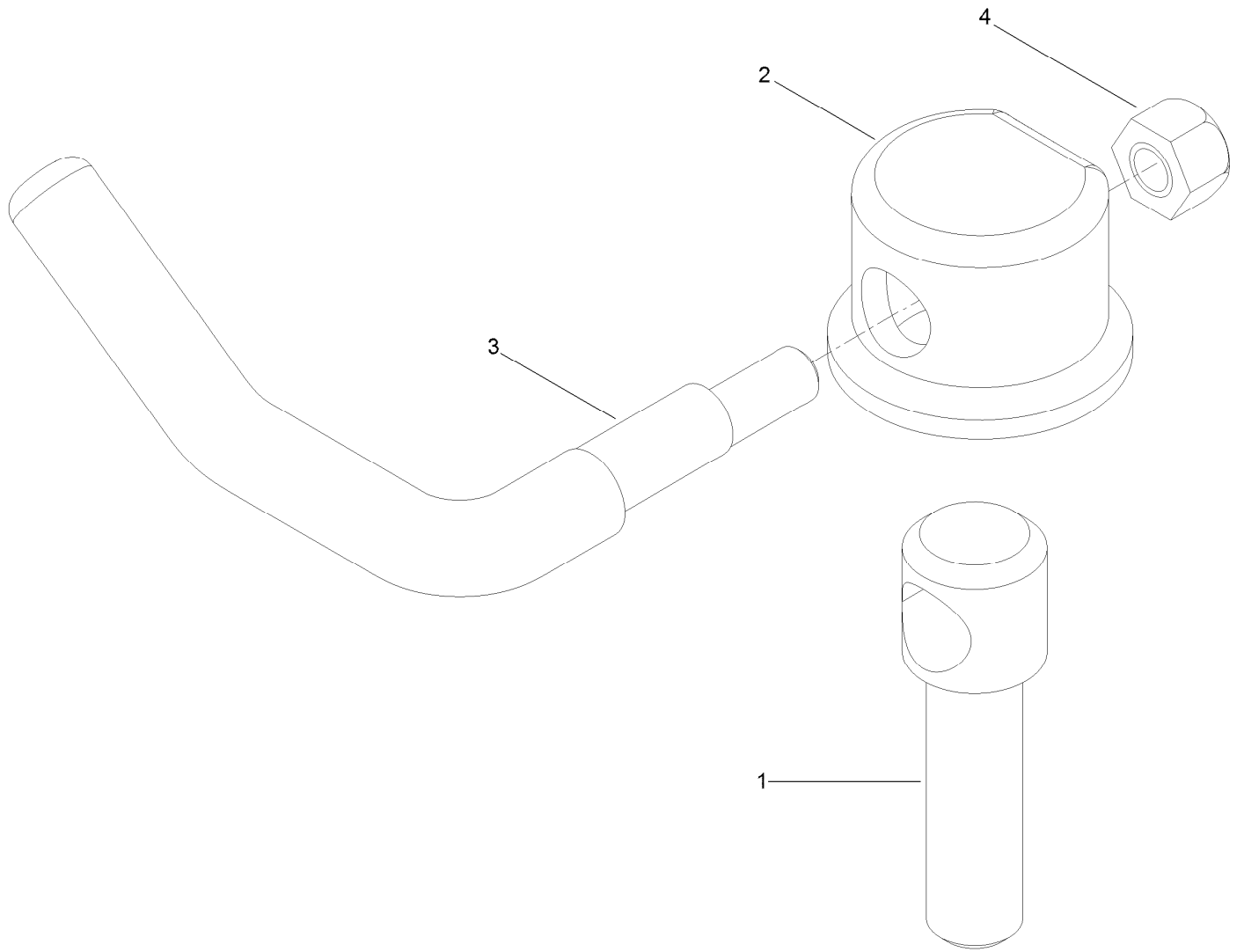
Deck Decal Assembly No. 114-4487

<i>Ref.</i>	<i>Part Number</i>	<i>Qty.</i>	<i>Description</i>
3	98-1977	3	Decal-Warning
4	93-7010	2	Decal-Danger
5	93-7818	1	Decal-Torque, Blade Bolt
6	99-8939	1	Decal-Anti Scalp
7	58-6520	1	Decal-Grease
8	110-2067	1	Decal-Setting, Baffle
9	110-2068	1	Decal-Adjustment, Baffle
10	107-1618	1	Decal
11	108-5981	1	Decal-Routing, Belt



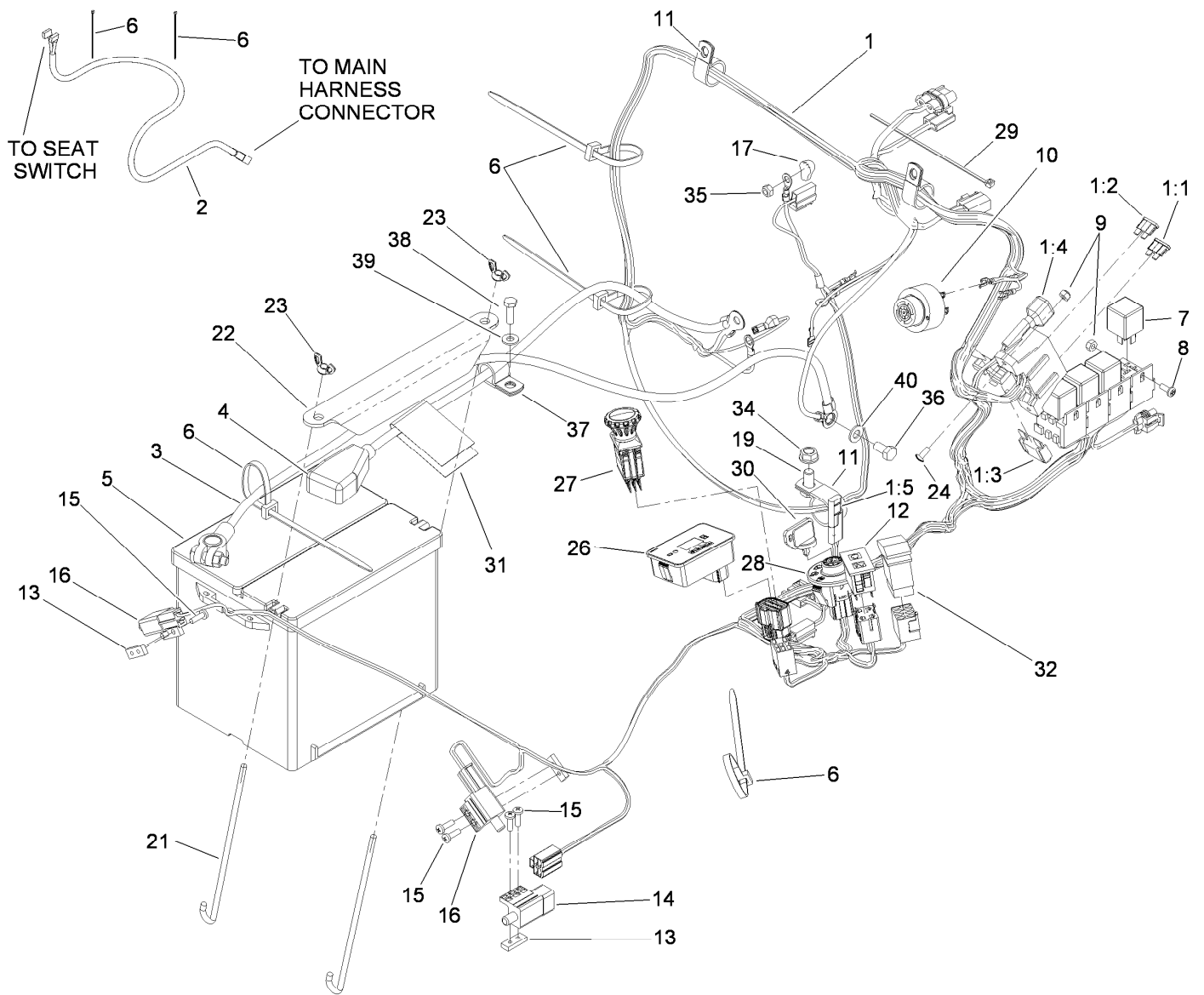
Rubber Deflector Assembly No. 108-2792

<i>Ref.</i>	<i>Part Number</i>	<i>Qty.</i>	<i>Description</i>
1	3231-4	4	Screw-CARR
2	106-3246-01	1	Deflector
3	106-3248-03	1	Strap-Discharge
4	108-5029	1	Deflector-Rubber
5	108-4059-01	1	Plate-Hinge, Rear
6	106-3253-01	1	Plate-Hinge, Front
7	104-8301	4	Nut-Flange, NI



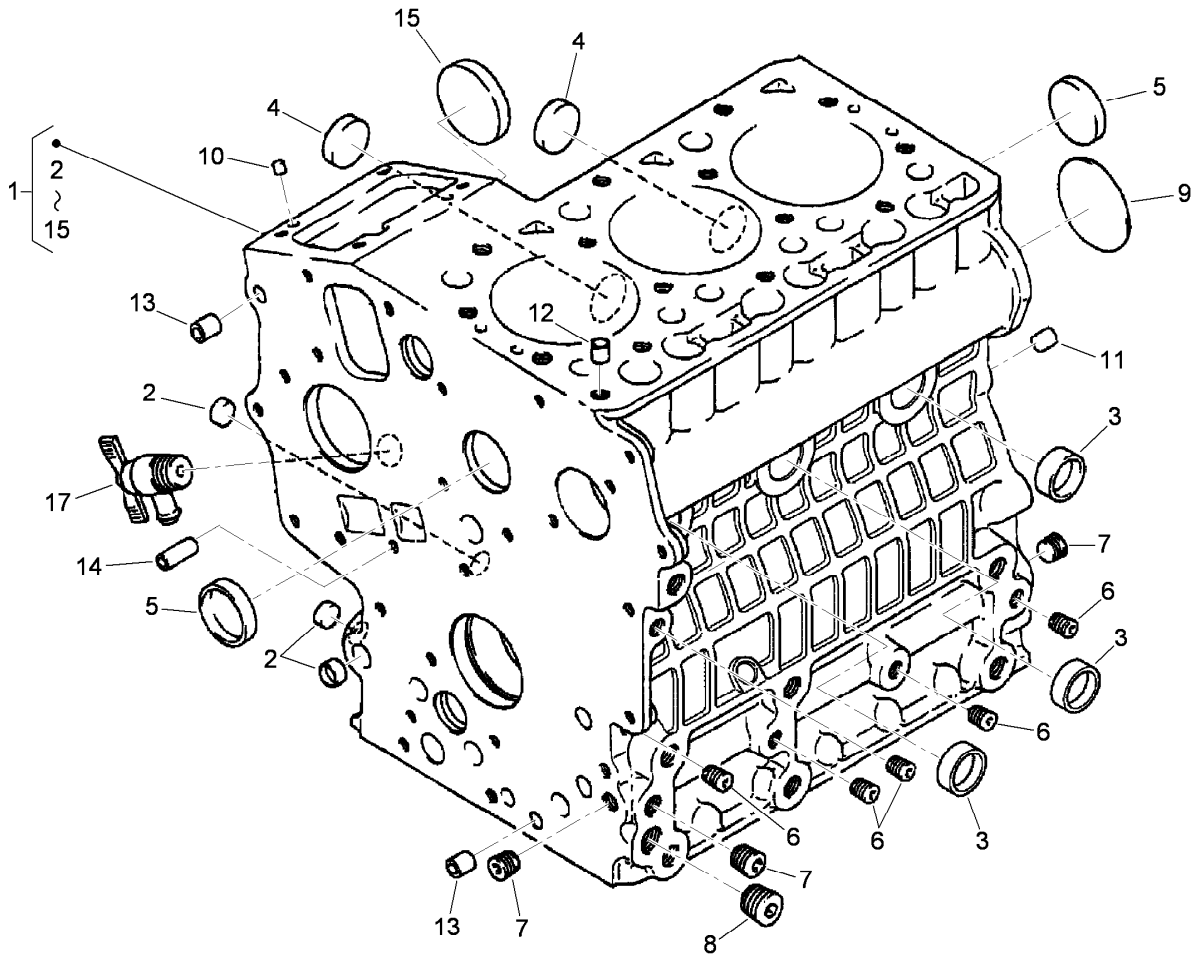
Lever Assembly No. 107-1664

<i>Ref.</i>	<i>Part Number</i>	<i>Qty.</i>	<i>Description</i>
1	106-3239	1	Screw-Lock
2	107-1644	1	Cap-Lock
3	106-3241	1	Lever-Lock
4	3296-29	1	Nut-Lock, NI



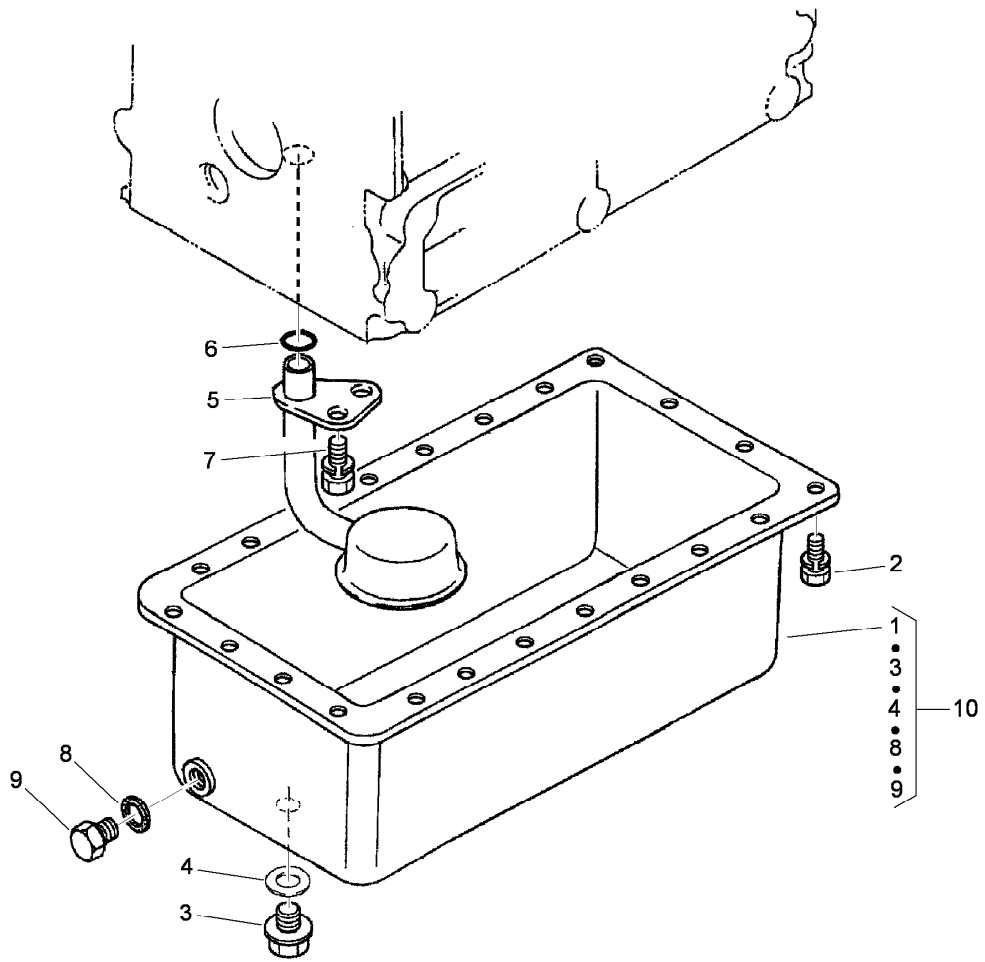
Electrical Assembly

Ref.	Part Number	Qty.	Description	Ref.	Part Number	Qty.	Description
1	119-0351	1	Harness-Wire	17	1-643178	1	Cap-Insulator, Red
1:1	218-578	1	Fuse-Blade, 10 Amp	19	323-4	1	Screw-HH
1:2	109103	1	Fuse-Blade, 30 Amp	21	103-1312	2	Bolt-Holddown
1:3	94-8002	1	Fuse-Blade, 50 Amp	22	103-1311-03	1	Holddown-Battery
1:4	100-4918	1	Diode-Over Molded	23	1-543792	2	Wingnut
1:5	116-0053	1	Cap-Plug	24	1-803075	2	Screw-Head, Truss
2	103-1227	1	Harness-Wiring, Seat	26	116-5609	1	Module ASM
3	110-0303	1	Cable-Battery, Negative	27	116-0124	1	Switch-PTO, 10A
4	110-0304	1	Cable-Battery, Positive	28	117-2221	1	Switch-Ignition
5	106-5187	1	Battery-Dry	29	1-303287	1	Tie-Cable
6	1-303335	7	Tie-Plastic	30	63-8360	2	Key-Ignition
7	1-643275	4	Relay	31	107-9309	1	Decal-Instructions, Charging
8	1-803071	2	Screw	32	110-0811	1	Switch-Rocker
9	3296-2	4	Nut-Lock, NI	34	3290-357	1	Nut-HHF, Whiz
10	103-0205	1	Alarm-Tone, Dual	35	33023-00	1	Nut-Lock
11	1-643312	3	Clip-Loom	36	33114-016	1	Screw-HH
12	100-8071	1	Lamp-Warning	37	1-633396	2	Clip-Loom
13	1-633181	3	Plate-Tapped	38	321-5	2	Screw-HH
14	1-633111	1	Switch	39	3256-22	2	Washer-Flat
15	3290-500	6	Screw-PPH	40	3256-23	1	Washer-Flat
16	1-513051	2	Switch-Open, Normally				



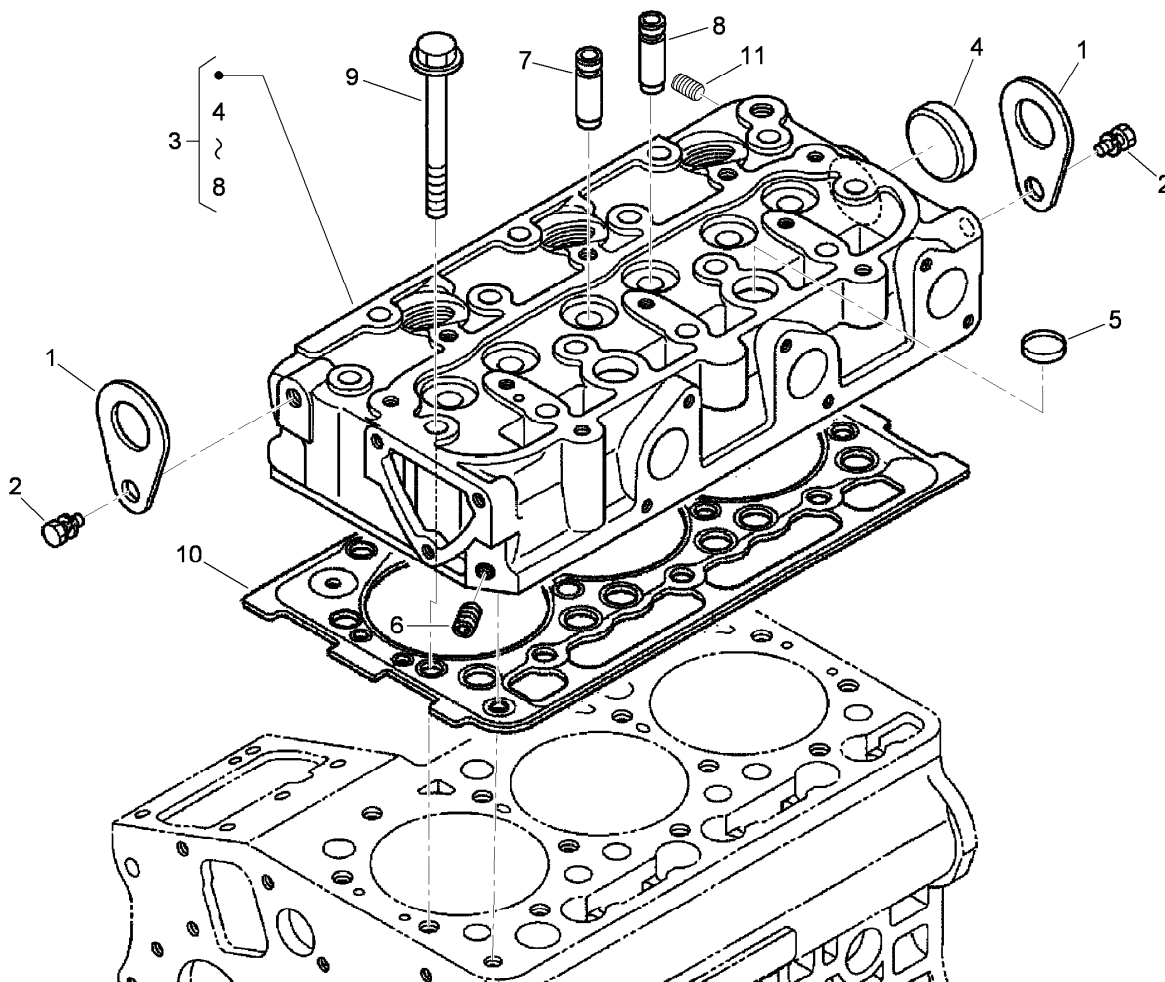
Crankcase Assembly

<i>Ref.</i>	<i>Part Number</i>	<i>Qty.</i>	<i>Description</i>
1	117-0301	1	Crankcase ASM
2	100-2019	3	Cap-Sealing
3	100-2020	3	Cap-Sealing
4	110-3702	2	Cap-Sealing
5	98-9398	2	Cap-Sealing
6	98-9687	5	Plug
7	98-7487	3	Plug
8	98-7488	1	Plug
9	100-1851	1	Plug-Expansion
10	98-9375	2	Pin-Straight
11	98-9377	2	Pin-Straight
12	98-7506	1	Pin-Pipe
13	98-9387	2	Pin-Pipe
14	100-2051	2	Pin-Pipe
15	100-1991	1	Cover-Fuel, Camshaft
17	98-9436	1	Drain Cock ASM



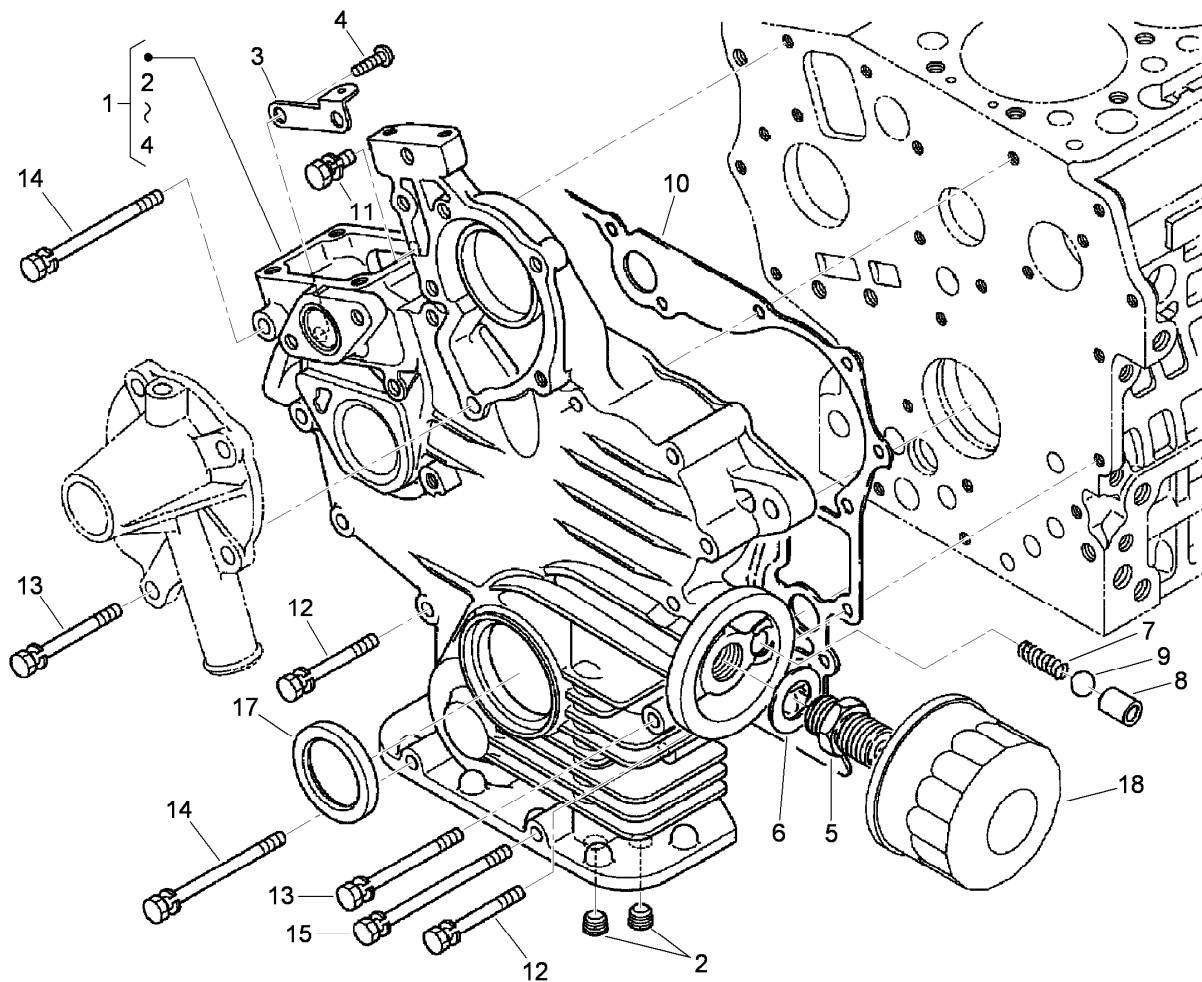
Oil Pan Assembly

<i>Ref.</i>	<i>Part Number</i>	<i>Qty.</i>	<i>Description</i>
1	112-2523	1	Pan-Oil
2	117-0302	22	Bolt
3	98-9686	1	Plug-Drain
4	110-9715	1	Gasket-Pan, Oil
5	100-2001	1	Strainer-Pickup, Oil
6	105-3776	1	O-Ring
7	100-9195	1	Bolt
8	98-7524	1	Gasket
9	114-8151	1	Plug-Drain
10	112-8327	1	Oil Pan Kit



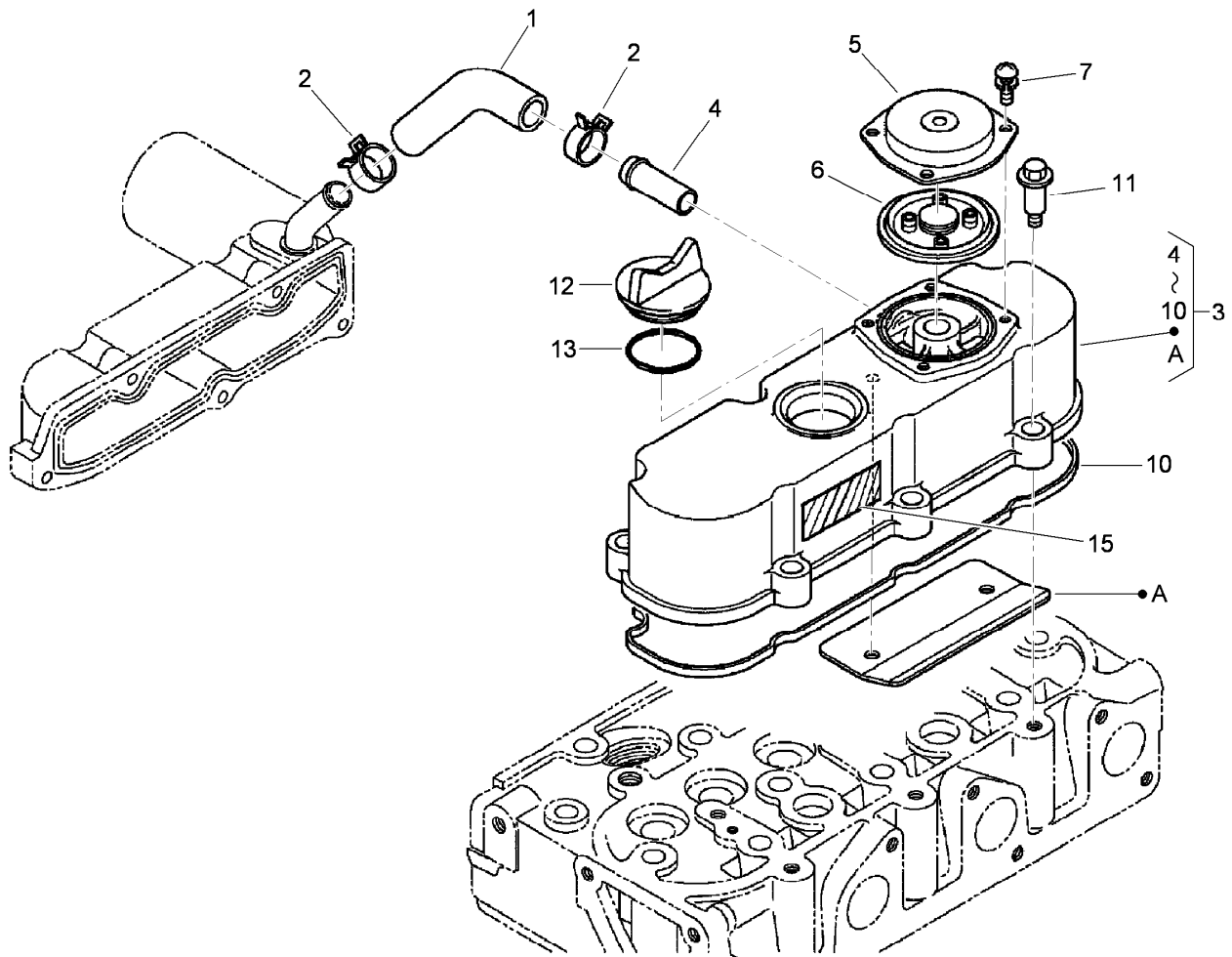
Cylinder Head Assembly

<i>Ref.</i>	<i>Part Number</i>	<i>Qty.</i>	<i>Description</i>
1	98-7531	2	Hook-Engine
2	98-7526	2	Bolt
3	112-8329	1	Head-Cylinder
4	105-3705	1	Cap-Sealing
5	98-9389	2	Cap-Sealing
6	98-9687	1	Plug
7	100-1882	3	Guide-Valve, Inlet
8	100-1883	3	Guide-Valve, Exhaust
9	100-1820	14	Bolt-Head, Cylinder
10	112-2520	1	Gasket-Head, Cylinder
11	98-9444	1	Plug



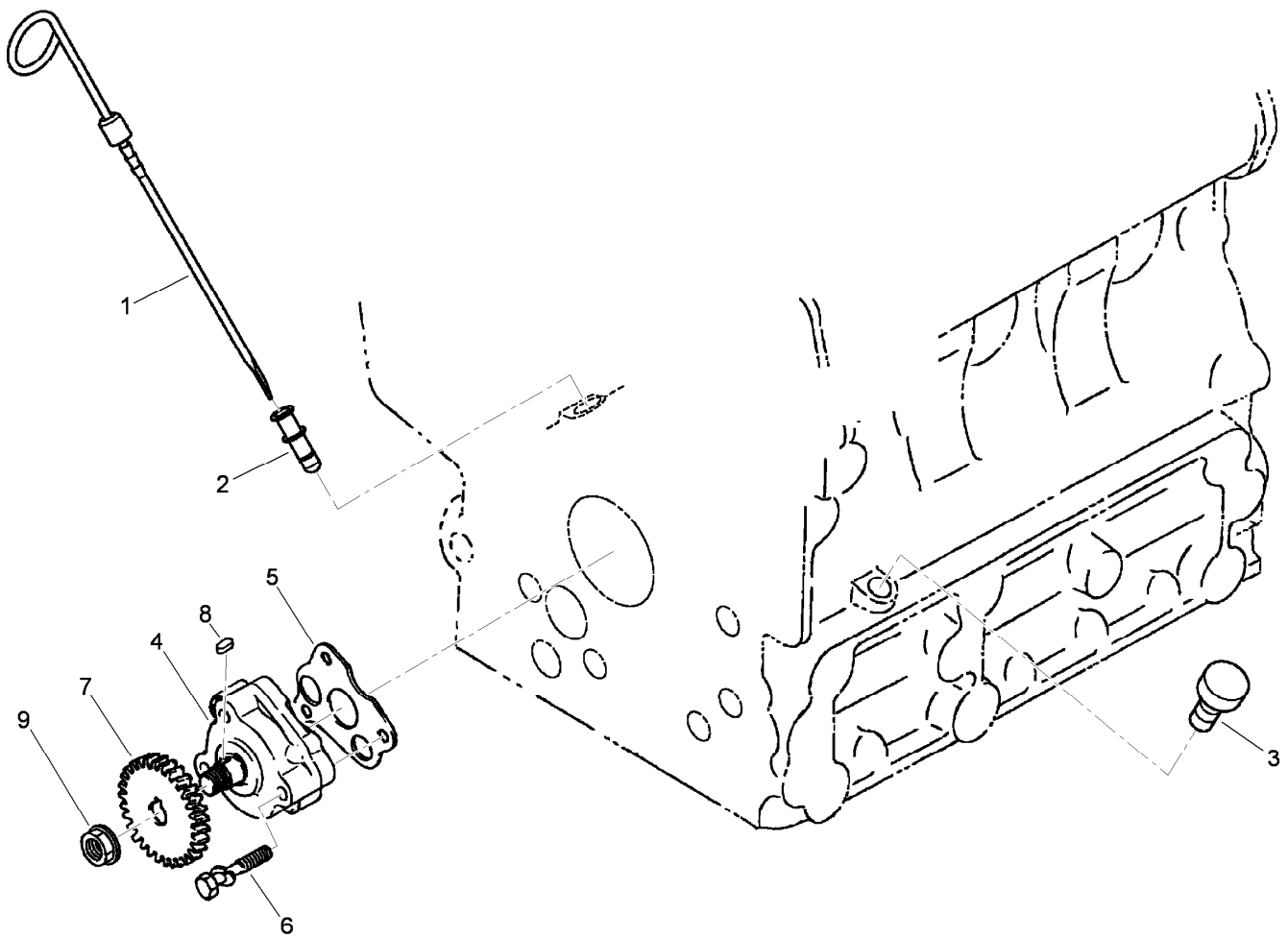
Gear Case and Oil Filter Cartridge Assembly

Ref.	Part Number	Qty.	Description
1	112-8331	1	Case-Gear
2	98-7488	2	Plug
3	110-3708	1	Stay-Spring, Start
4	100-2040	2	Screw
5	98-9388	1	Joint-Pipe
6	100-1926	1	Washer-Plain
7	100-2004	1	Spring
8	100-1894	1	Seat-Valve
9	100-1792	1	Ball
10	117-0327	1	Gasket-Case, Gear
11	98-7605	1	Bolt
12	105-3797	9	Bolt
13	100-1922	2	Bolt
14	98-9357	2	Bolt
15	110-3710	1	Bolt
17	100-1971	1	Seal-Oil
18	100-1892	1	Cartridge-Filter, Oil



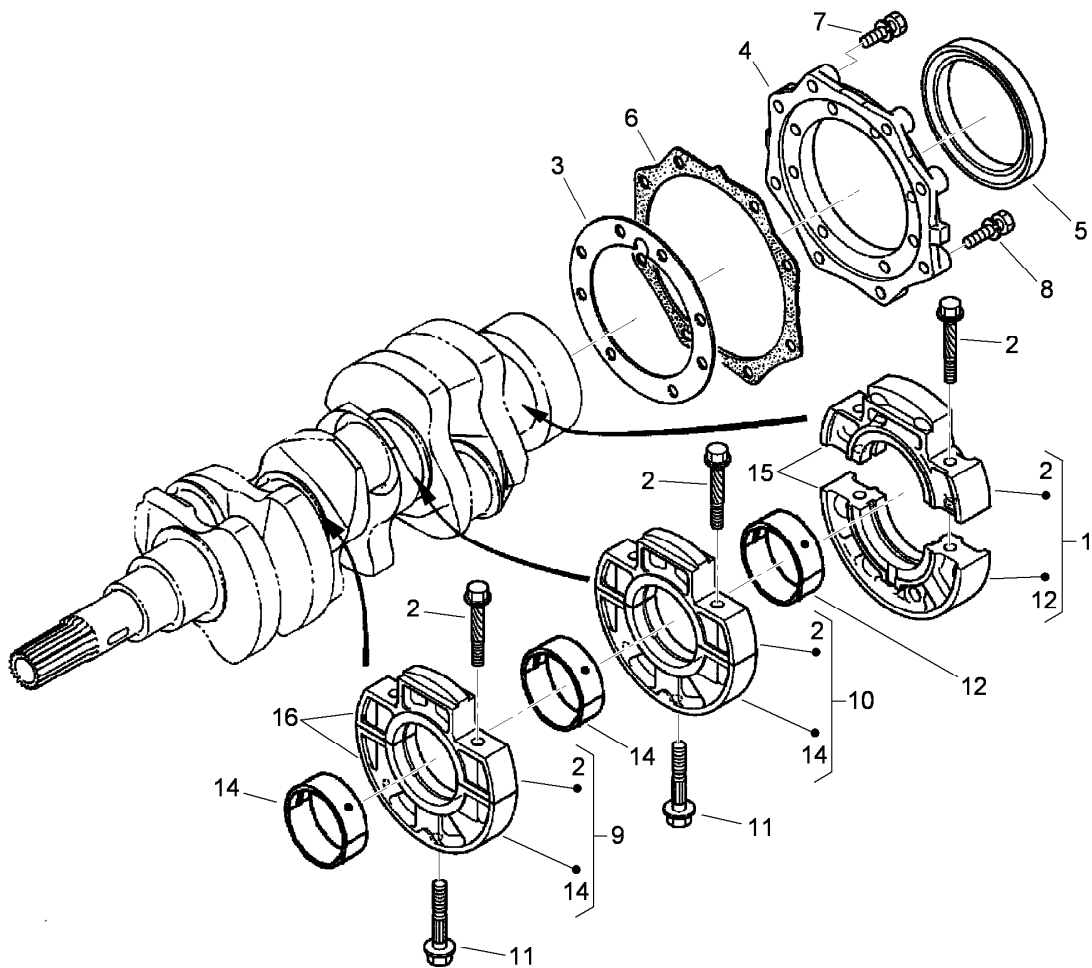
Cylinder Head Cover Assembly

<i>Ref.</i>	<i>Part Number</i>	<i>Qty.</i>	<i>Description</i>
1	110-3711	1	Tube-Breather
2	110-3712	2	Clamp-Hose
3	112-8332	1	Cylinder Head Cover ASM
4	98-9580	1	Pipe-Return, Water
5	110-3714	1	Cover-Breather
6	110-3715	1	Valve-Breather
7	98-9364	4	Screw (With Washer)
10	112-2521	1	Gasket-Cover, Head
11	108-7063	6	Bolt
12	107-9075	1	Plug-Filler, Oil
13	99-3446	1	O-Ring
15	110-3843	1	Label-Instruction



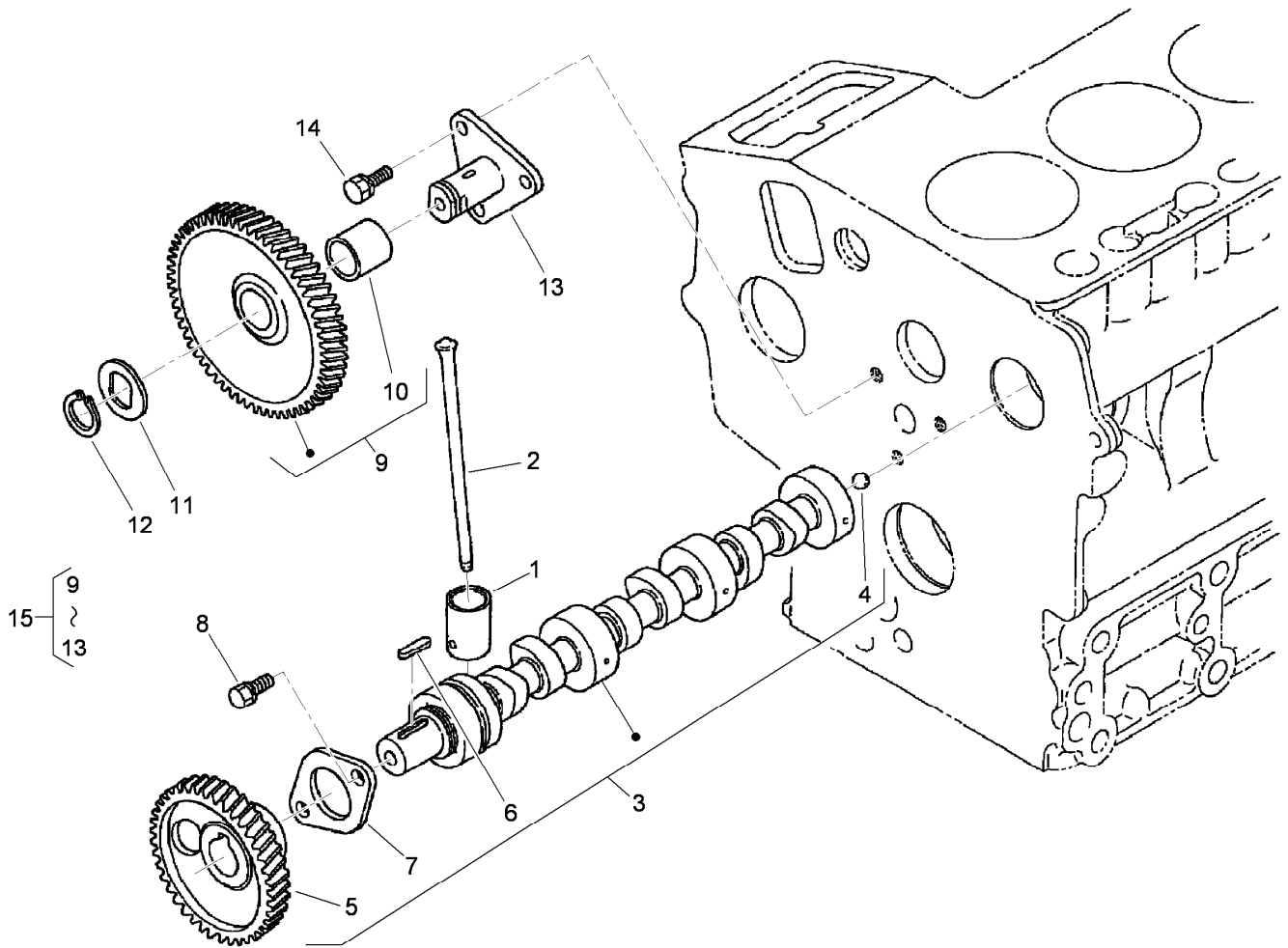
Dipstick, Guide and Oil Pump Assembly

<i>Ref.</i>	<i>Part Number</i>	<i>Qty.</i>	<i>Description</i>
1	110-3719	1	Gauge-Oil
2	105-4580	1	Guide-Gauge, Oil
3	110-3720	1	Plug-Gauge, Oil
4	100-2002	1	Oil Pump ASM
5	100-2003	1	Gasket-Pump, Oil
6	100-1923	3	Bolt
7	100-1893	1	Gear-Drive, Oil Pump
8	98-7658	1	Key-Feather
9	100-1779	1	Nut-Flange



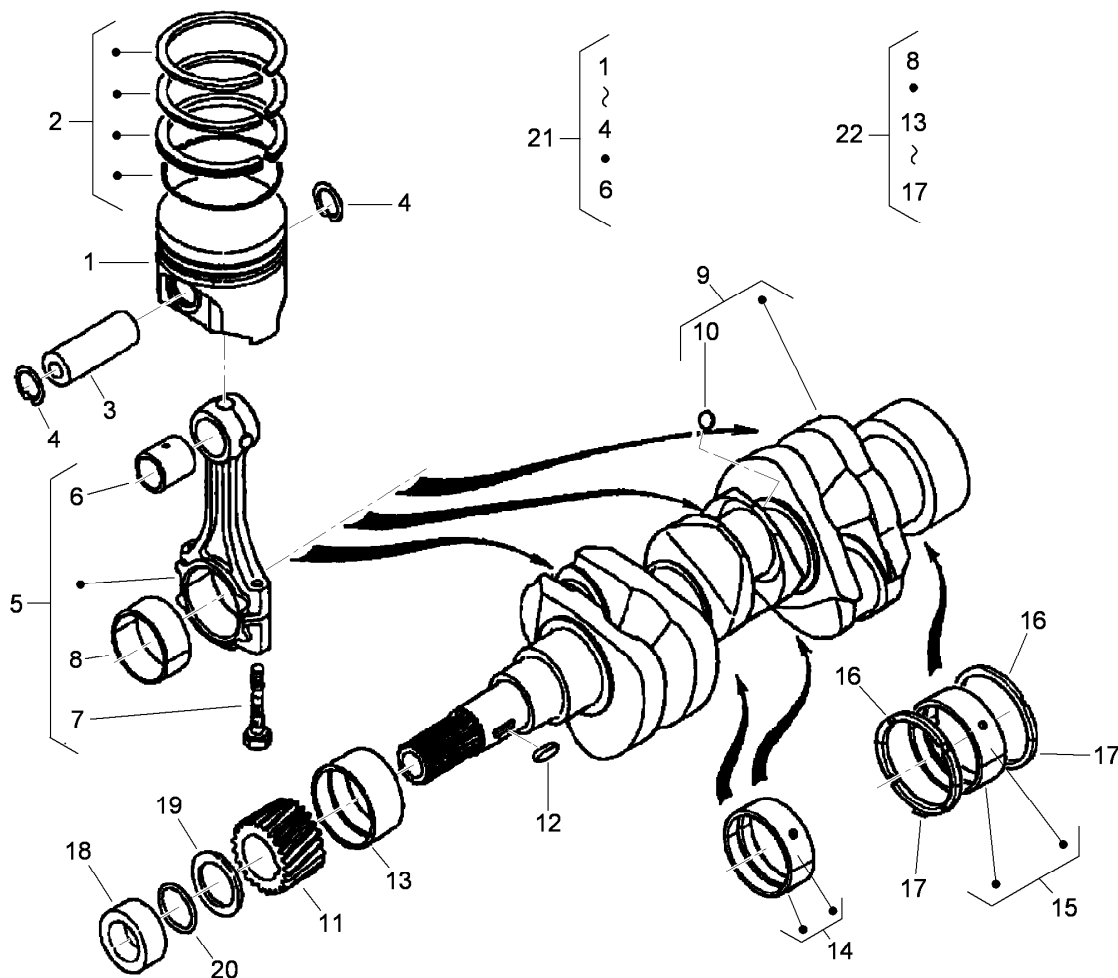
Main Bearing Case Assembly

Ref.	Part Number	Qty.	Description
1	112-2494	1	Wheel Case Bearing ASM
2	110-3723	6	Bolt-Case, Bearing
3	117-0304	1	Gasket-Case, Bearing
4	112-8334	1	Cover-Case, Bearing
5	110-3724	1	Seal-Oil
6	100-1876	1	Gasket-Cover, Case
7	98-7568	8	Bolt
8	100-1750	8	Bolt
9	112-2495	1	Main Case Bearing ASM
10	112-2496	1	Main Case Bearing ASM
11	100-1874	2	Bolt-Case, Bearing
12	110-3744	1	Crankshaft Metal ASM (STD)
12	110-3745	1	Crankshaft Metal ASM (-0.20Mm)
12	110-3746	1	Crankshaft Metal ASM (-0.40Mm)
14	110-3741	2	Crankshaft Metal ASM (STD)
14	110-3742	2	Crankshaft Metal ASM (-0.20Mm)
14	110-3743	2	Crankshaft Metal ASM (-0.40Mm)
15	110-3722	1	Main Bearing Case ASM
16	110-3725	1	Main Bearing Case ASM



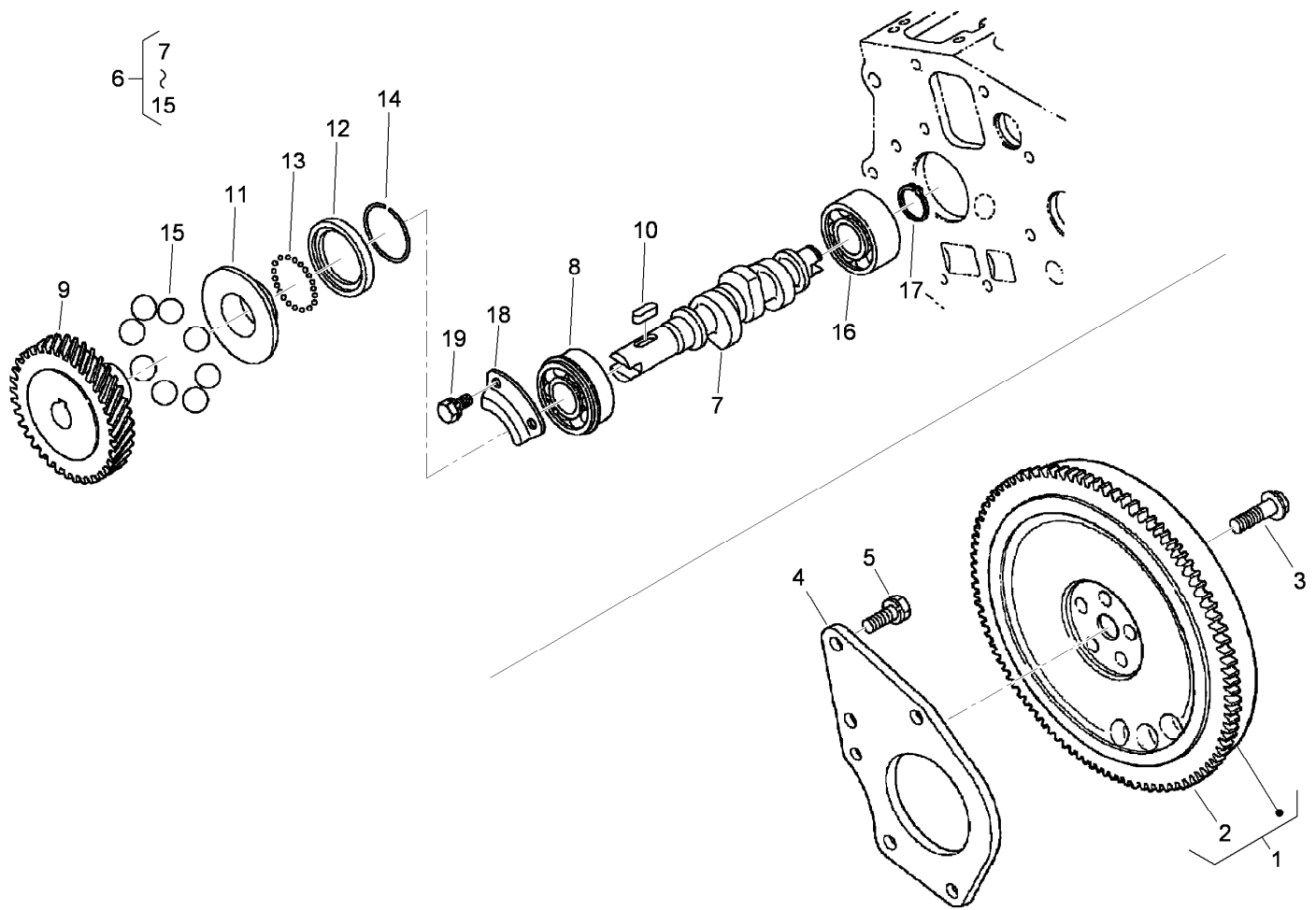
Cam Shaft and Idle Gear Assembly

Ref.	Part Number	Qty.	Description
1	110-3727	6	Tappet
2	100-1989	6	Rod-Push
3	117-0305	1	Camshaft ASM
4	110-3729	1	Ball
5	100-2163	1	Gear-Cam
6	98-9378	1	Key-Feather
7	100-1887	1	Stopper-Camshaft
8	98-9350	2	Bolt
9	100-1966	1	Gear-Idle
10	100-1968	1	Bushing
11	100-1970	1	Collar-Gear, Idle
12	100-1969	1	Ring-Snap
13	100-1967	1	Shaft-Gear, Idle
14	98-9351	1	Bolt
15	100-2240	1	Idle Gear ASM



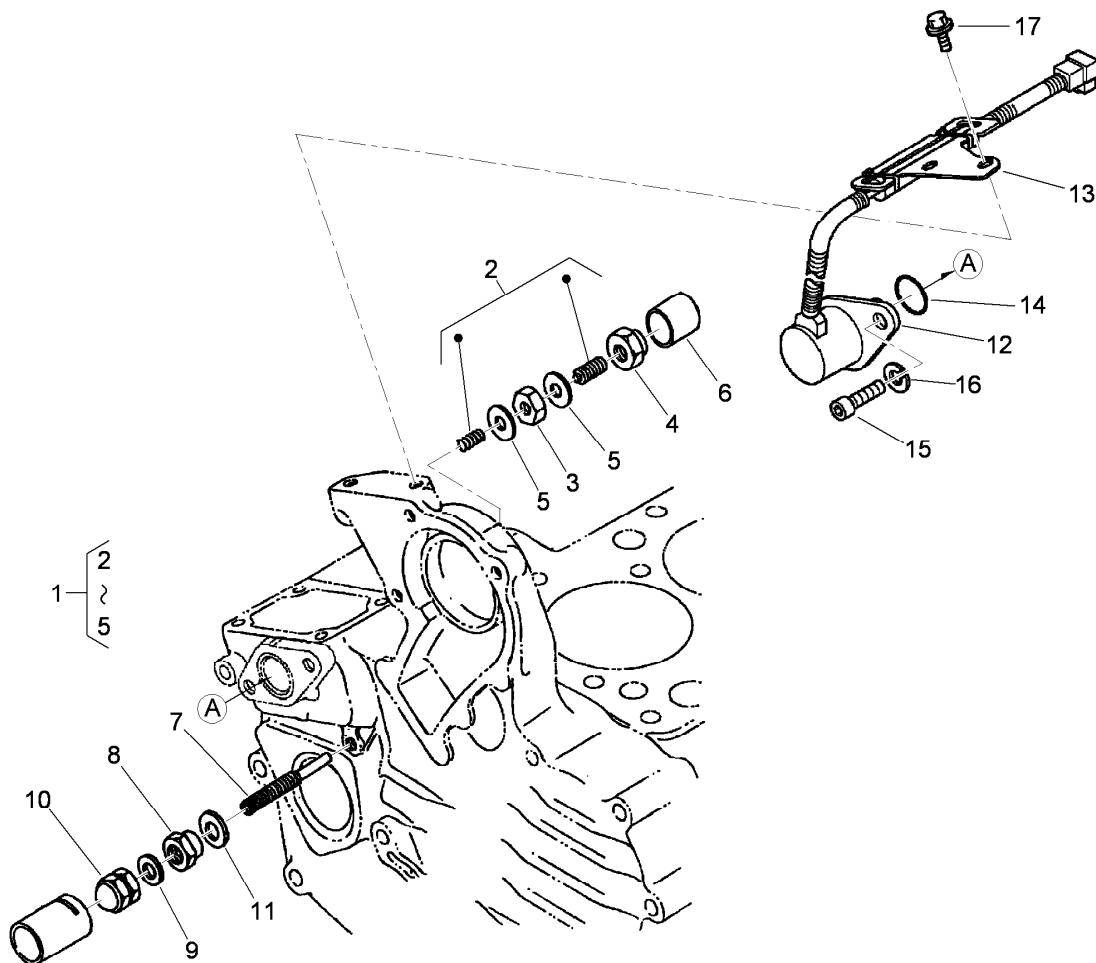
Piston and Crankshaft Assembly

<i>Ref.</i>	<i>Part Number</i>	<i>Qty.</i>	<i>Description</i>	<i>Ref.</i>	<i>Part Number</i>	<i>Qty.</i>	<i>Description</i>
1	117-0306	3	Piston (STD)	14	110-3743	1	Crankshaft Metal ASM (-0.40Mm)
1	117-0307	3	Piston (+.25Mm)	15	110-3744	1	Crankshaft Metal ASM (STD)
2	112-2501	3	Piston Ring ASM (STD)	15	110-3745	1	Crankshaft Metal ASM (-0.20Mm)
2	112-2502	3	Piston Ring ASM (+.25Mm)	15	110-3746	1	Crankshaft Metal ASM (-0.40Mm)
3	110-3734	3	Pin-Piston	16	100-1836	2	Metal-Side (STD)
4	100-1835	6	Circlip-Internal	16	100-1838	2	Metal-Side (+0.20Mm)
5	110-3735	3	Connecting Rod ASM	16	100-1839	2	Metal-Side (+0.40Mm)
6	110-3736	3	Bushing-Pin, Piston	17	117-0309	2	Metal-Side (STD)
7	100-1999	6	Bolt-Rod, Connecting	17	117-0310	2	Metal-Side (+0.20Mm)
8	100-1942	3	Metal-Crankpin (-0.20Mm)	17	117-0311	2	Metal-Side (+0.40Mm)
8	100-1943	3	Metal-Crankpin (-0.40Mm)	18	100-1890	1	Collar-Crankshaft
8	100-2000	3	Metal-Crankpin (STD)	19	100-1974	1	Slinger-Oil
9	117-0308	1	Crankshaft	20	100-2209	1	O-Ring
10	100-1791	3	Ball	21	117-0328	3	Piston Kit (STD)
11	100-1891	1	Gear-Crankshaft	21	117-0329	3	Piston Kit (+.25Mm)
12	100-1752	1	Key-Feather	22	110-3749	1	Engine Metal Kit
13	110-3738	1	Metal-Crankshaft (STD)	22	110-3750	1	Engine Metal Kit
13	110-3739	1	Metal-Crankshaft (-0.20Mm)	22	110-3751	1	Engine Metal Kit
13	110-3740	1	Metal-Crankshaft (-0.40Mm)				
14	110-3741	1	Crankshaft Metal ASM (STD)				
14	110-3742	1	Crankshaft Metal ASM (-0.20Mm)				



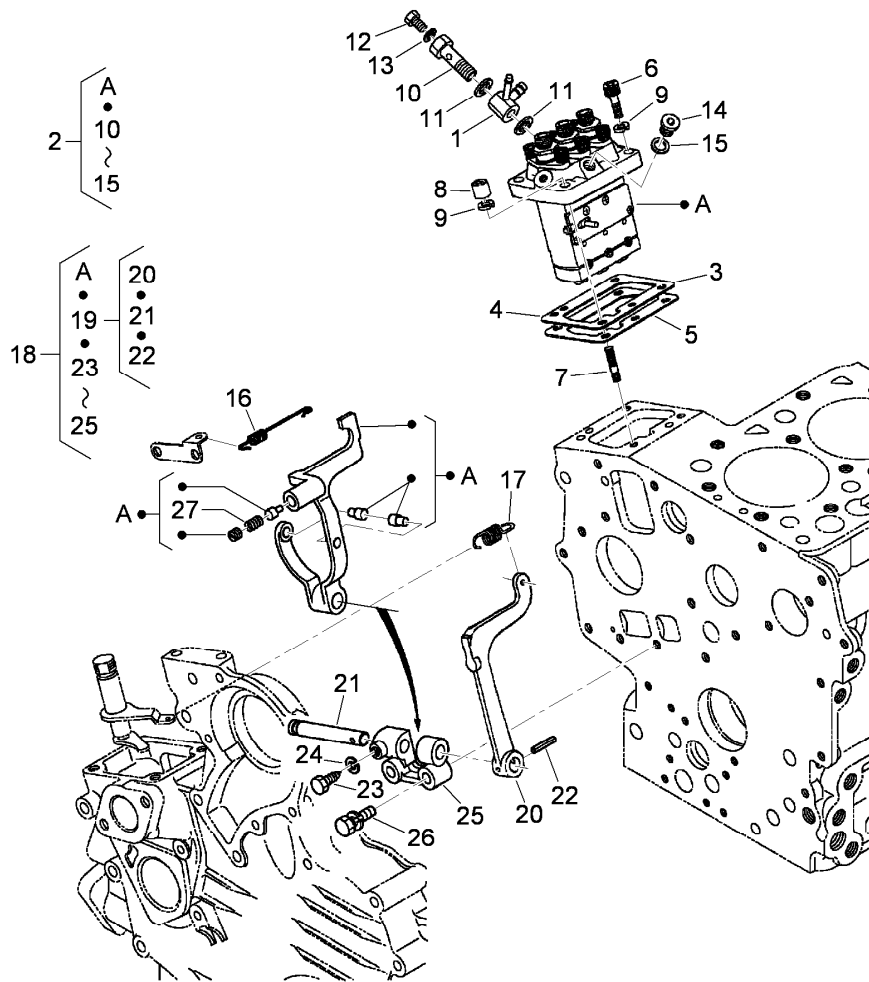
Flywheel and Fuel Camshaft Assembly

Ref.	Part Number	Qty.	Description
1	110-3752	1	Flywheel
2	112-2816	1	Gear-Ring
3	100-1930	5	Bolt-Flywheel
4	117-0323	1	Plate-End, Rear
5	110-3754	3	Bolt
6	112-8335	1	Fuel Camshaft ASM
7	110-3756	1	Camshaft-Fuel
8	100-1795	1	Bearing-Ball
9	100-2006	1	Gear-Pump, Injection
10	100-1752	1	Key-Feather
11	112-8336	1	Sleeve-Governor
12	100-1904	1	Case-Ball, Governor
13	100-1790	32	Ball
14	100-1843	1	Circ-Clip
15	100-1793	8	Ball
16	110-3757	1	Bearing-Ball
17	100-1784	1	Circ-Clip, External
18	100-1888	1	Stopper-Fuel, Camshaft
19	98-9350	2	Bolt



Idle Apparatus and Stop Solenoid Assembly

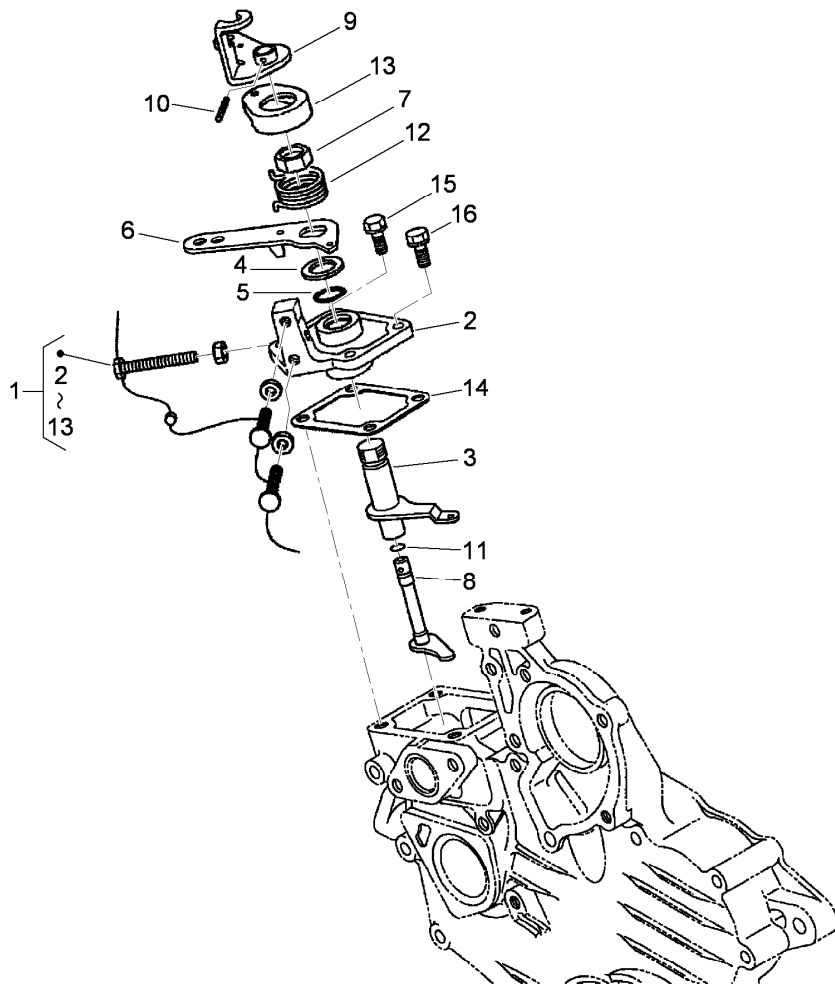
Ref.	Part Number	Qty.	Description
1	100-1898	1	Idle Apparatus ASM
2	100-1899	1	Adjusting Bolt ASM
3	100-1846	1	Nut
4	100-1901	1	Nut-Cap
5	98-7428	2	Gasket
6	100-1902	1	Cap
7	110-3758	1	Bolt-Adjusting
8	100-2175	1	Nut-Lock
9	98-7654	1	Gasket
10	99-8387	1	Nut-Cap
11	107-9081	1	Gasket
12	110-3760	1	Solenoid-Stop
13	110-3761	1	Stay-Commander, Coil
14	110-3762	1	O-Ring
15	110-3763	2	Bolt-HSH
16	98-7699	2	Washer-Spring
17	100-1774	2	Bolt-Flange



Injection Pump and Governor Assembly

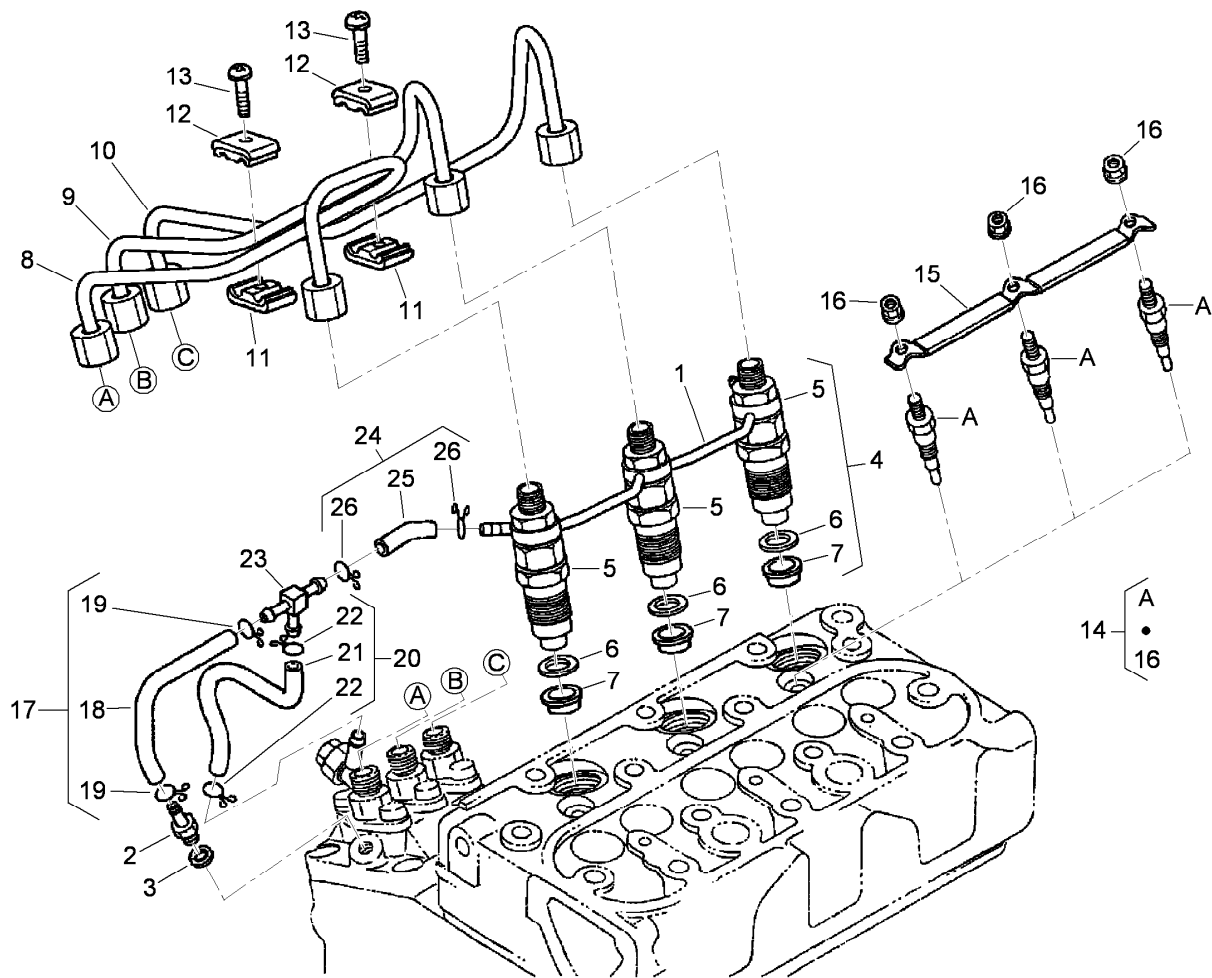
<i>Ref.</i>	<i>Part Number</i>	<i>Qty.</i>	<i>Description</i>
1	110-3764	1	Joint
2	110-3765	1	Injection Pump ASM
3	98-9456	1	Shim-Injection (0.20Mm)
4	115-3045	1	Shim-Injection (0.175Mm)
5	115-3046	1	Shim-Injection (0.35Mm)
6	98-9361	2	Bolt-HSH
7	98-9438	2	Stud
8	98-9440	2	Nut-Cap
9	98-7699	4	Washer-Spring
10	100-1896	1	Screw-Hollow
11	98-9445	2	Gasket
12	98-9430	1	Screw
13	98-9446	1	Gasket
14	98-9466	1	Plug

<i>Ref.</i>	<i>Part Number</i>	<i>Qty.</i>	<i>Description</i>
15	98-9451	1	Gasket
16	110-3766	1	Spring-Start
17	110-3767	1	Spring-Governor
18	112-8337	1	Fork Lever ASM
19	100-1905	1	Fork Lever ASM
20	100-1907	1	Lever-Fork
21	100-1908	1	Shaft-Lever, Fork
22	100-1751	1	Pin-Spring
23	100-1845	1	Bolt
24	100-2204	1	Washer-Spring
25	100-1909	1	Holder-Lever, Fork
26	100-1763	2	Bolt
27	117-0313	1	Spring



Speed Control Plate Assembly

<i>Ref.</i>	<i>Part Number</i>	<i>Qty.</i>	<i>Description</i>
1	110-3769	1	Speed Control Plate ASM
2	110-3770	1	Plate-Control, Speed
3	110-3771	1	Lever-Governor
4	110-3772	1	Collar
5	100-2208	1	O-Ring
6	110-3773	1	Lever-Control, Speed
7	110-3774	1	Nut-Control, Speed
8	110-3775	1	Shaft-Lever
9	110-3776	1	Lever-Stop, Engine
10	110-3777	1	Pin-Spring
11	100-2207	1	O-Ring
12	110-3778	1	Spring-Return
13	110-3779	1	Cap
14	100-1962	1	Gasket-Plate, Control
15	98-7605	2	Bolt
16	112-2507	2	Bolt

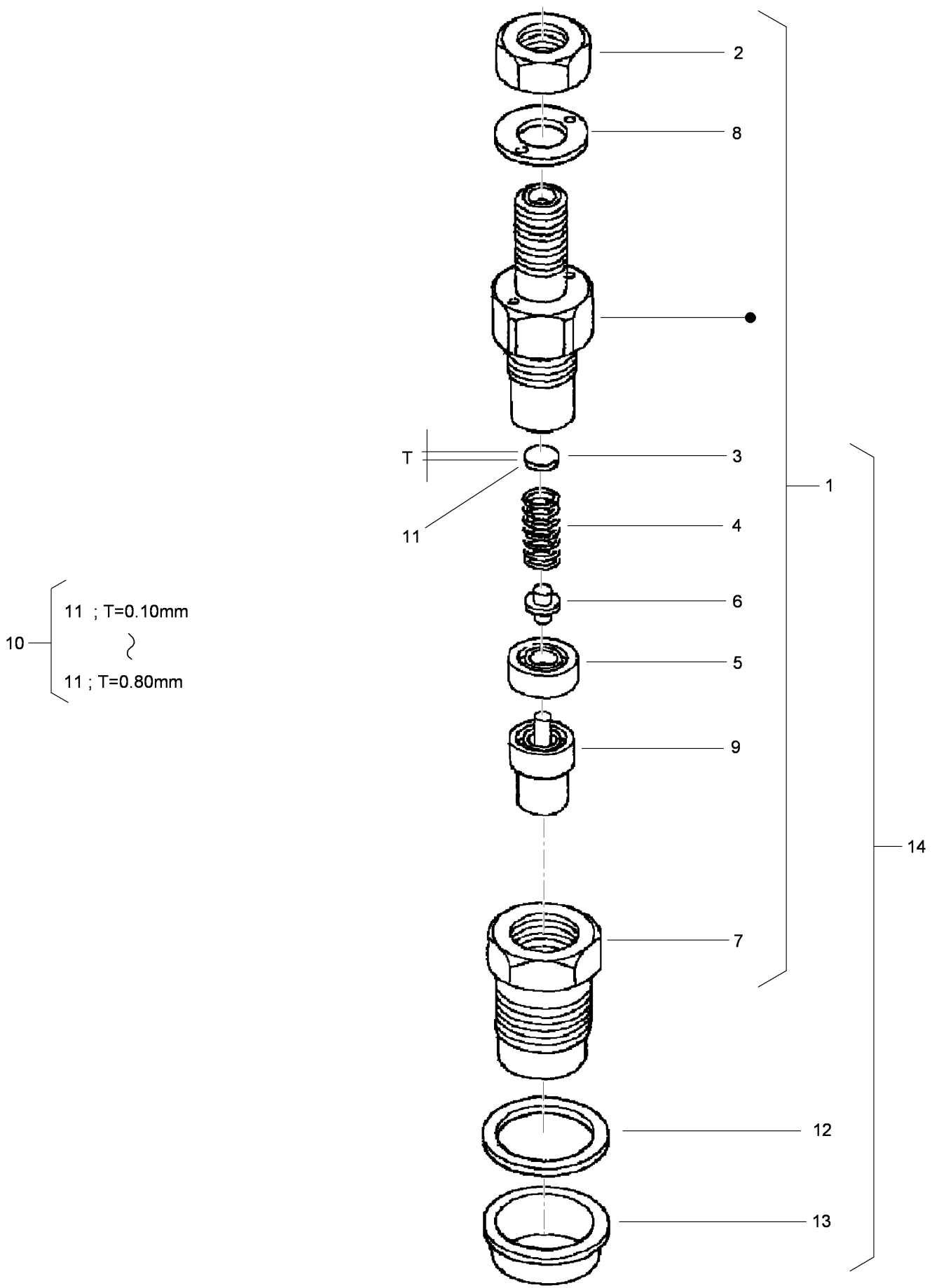


Nozzle Holder and Glow Plug Assembly

<i>Ref.</i>	<i>Part Number</i>	<i>Qty.</i>	<i>Description</i>
1	110-3780	1	Over Flow Pipe ASM
2	98-9431	1	Screw-Bleeder, Air
3	98-7654	1	Gasket
4	100-1982	3	Nozzle Holder Kit
5	100-1758	3	Nozzle Holder ASM
6	98-7676	3	Gasket
7	98-7677	3	Seal-Heat
8	110-3781	1	Pipe-Injection
9	110-3782	1	Pipe-Injection
10	110-3783	1	Pipe-Injection
11	98-7682	2	Clamp-Pipe
12	98-7683	2	Clamp-Pipe
13	98-7684	2	Screw (W/Washer)

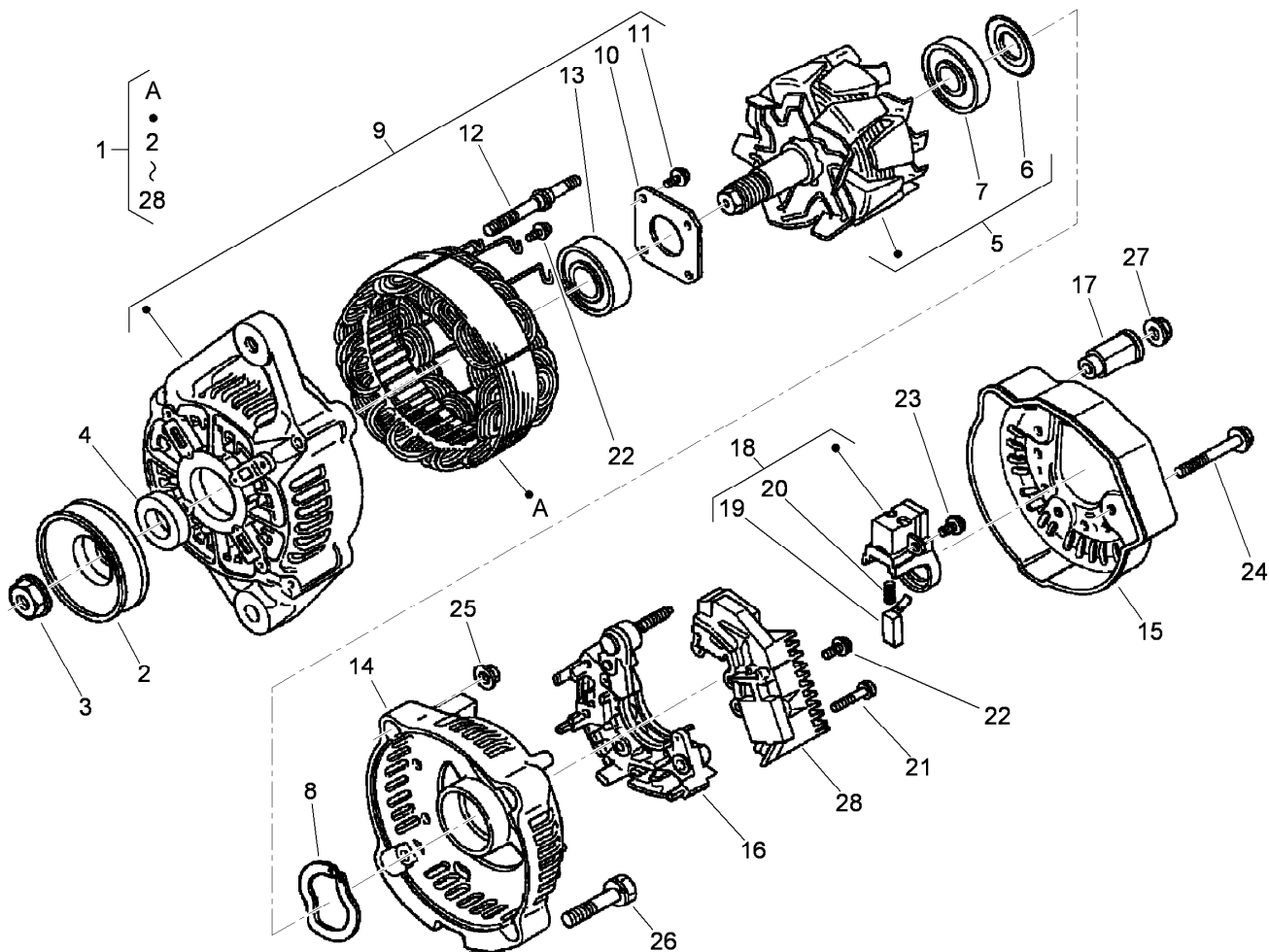
<i>Ref.</i>	<i>Part Number</i>	<i>Qty.</i>	<i>Description</i>
14	98-7685	3	Plug-Glow
15	110-3784	1	Cord-Plug, Glow
16	99-8377	3	Nut-Flange
17	110-3785	1	Fuel Tube ASM
18	110-3786	1	Tube-Fuel
19	98-7671	4	Clip-Pipe
20	110-3787	1	Fuel Tube ASM
21	110-3788	1	Tube-Fuel
22	98-7671	2	Clip-Pipe
23	112-8338	1	Pipe-Joint, T
24	110-3790	1	Fuel Tube ASM
25	110-3791	1	Tube-Fuel
26	100-2217	2	Clip-Pipe

Nozzle Holder Assembly



Nozzle Holder Assembly (continued)

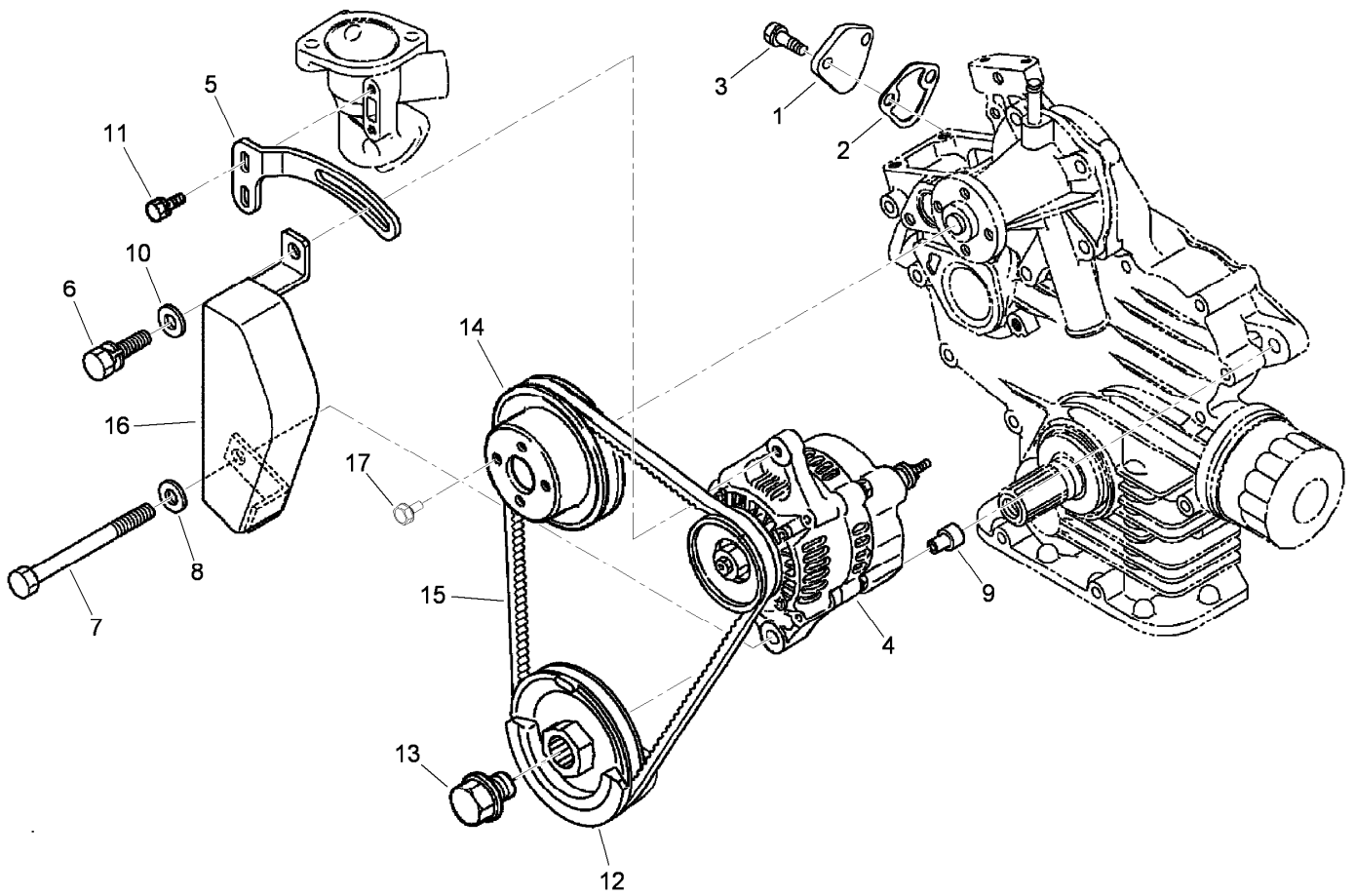
<i>Ref.</i>	<i>Part Number</i>	<i>Qty.</i>	<i>Description</i>	<i>Ref.</i>	<i>Part Number</i>	<i>Qty.</i>	<i>Description</i>
1	100-1758	3	Nozzle Holder ASM	11	98-7860	3	Washer-Adjusting (1.400Mm)
2	98-7613	3	Nut	11	98-7861	3	Washer-Adjusting (1.425Mm)
3	98-7642	3	Washer-Adjusting (0.900Mm)	11	98-7862	3	Washer-Adjusting (1.450Mm)
4	98-7647	3	Spring-Nozzle	11	98-7863	3	Washer-Adjusting (1.475Mm)
5	98-7665	3	Spacer-Distance	11	98-7864	3	Washer-Adjusting (1.500Mm)
6	98-7666	3	Rod-Push	11	98-7865	3	Washer-Adjusting (1.525Mm)
7	100-2008	3	Nut-Nozzle	11	98-7866	3	Washer-Adjusting (1.550Mm)
8	98-7668	3	Washer	11	98-7867	3	Washer-Adjusting (1.575Mm)
9	100-2009	3	Piece-Nozzle	11	98-7868	3	Washer-Adjusting (1.600Mm)
10	98-9448	3	Adjusting Washer ASM	11	98-7869	3	Washer-Adjusting (1.625Mm)
11	98-7642	3	Washer-Adjusting (0.900Mm)	11	98-7870	3	Washer-Adjusting (1.650Mm)
11	98-7841	3	Washer-Adjusting (0.925Mm)	11	98-7871	3	Washer-Adjusting (1.675Mm)
11	98-7842	3	Washer-Adjusting (0.950Mm)	11	98-7872	3	Washer-Adjusting (1.700Mm)
11	98-7843	3	Washer-Adjusting (0.975Mm)	11	98-7873	3	Washer-Adjusting (1.725Mm)
11	98-7844	3	Washer-Adjusting (1.000Mm)	11	98-7874	3	Washer-Adjusting (1.750Mm)
11	98-7845	3	Washer-Adjusting (1.025Mm)	11	98-7875	3	Washer-Adjusting (1.775Mm)
11	98-7846	3	Washer-Adjusting (1.050Mm)	11	98-7876	3	Washer-Adjusting (1.800Mm)
11	98-7847	3	Washer-Adjusting (1.075Mm)	11	98-7877	3	Washer-Adjusting (1.825Mm)
11	98-7848	3	Washer-Adjusting (1.100Mm)	11	98-7878	3	Washer-Adjusting (1.850Mm)
11	98-7849	3	Washer-Adjusting (1.125Mm)	11	98-7879	3	Washer-Adjusting (1.875Mm)
11	98-7850	3	Washer-Adjusting (1.150Mm)	11	98-7880	3	Washer-Adjusting (1.900Mm)
11	98-7851	3	Washer-Adjusting (1.175Mm)	11	98-7881	3	Washer-Adjusting (1.925Mm)
11	98-7852	3	Washer-Adjusting (1.200Mm)	11	98-7882	3	Washer-Adjusting (1.950Mm)
11	98-7853	3	Washer-Adjusting (1.225Mm)	12	98-7676	3	Gasket
11	98-7854	3	Washer-Adjusting (1.250Mm)	13	98-7677	3	Seal-Heat
11	98-7855	3	Washer-Adjusting (1.275Mm)	14	100-1982	3	Nozzle Holder Kit
11	98-7856	3	Washer-Adjusting 1.300Mm)				
11	98-7857	3	Washer-Adjusting (1.325Mm)				
11	98-7858	3	Washer-Adjusting (1.350Mm)				
11	98-7859	3	Washer-Adjusting (1.375Mm)				



Alternator Components Assembly

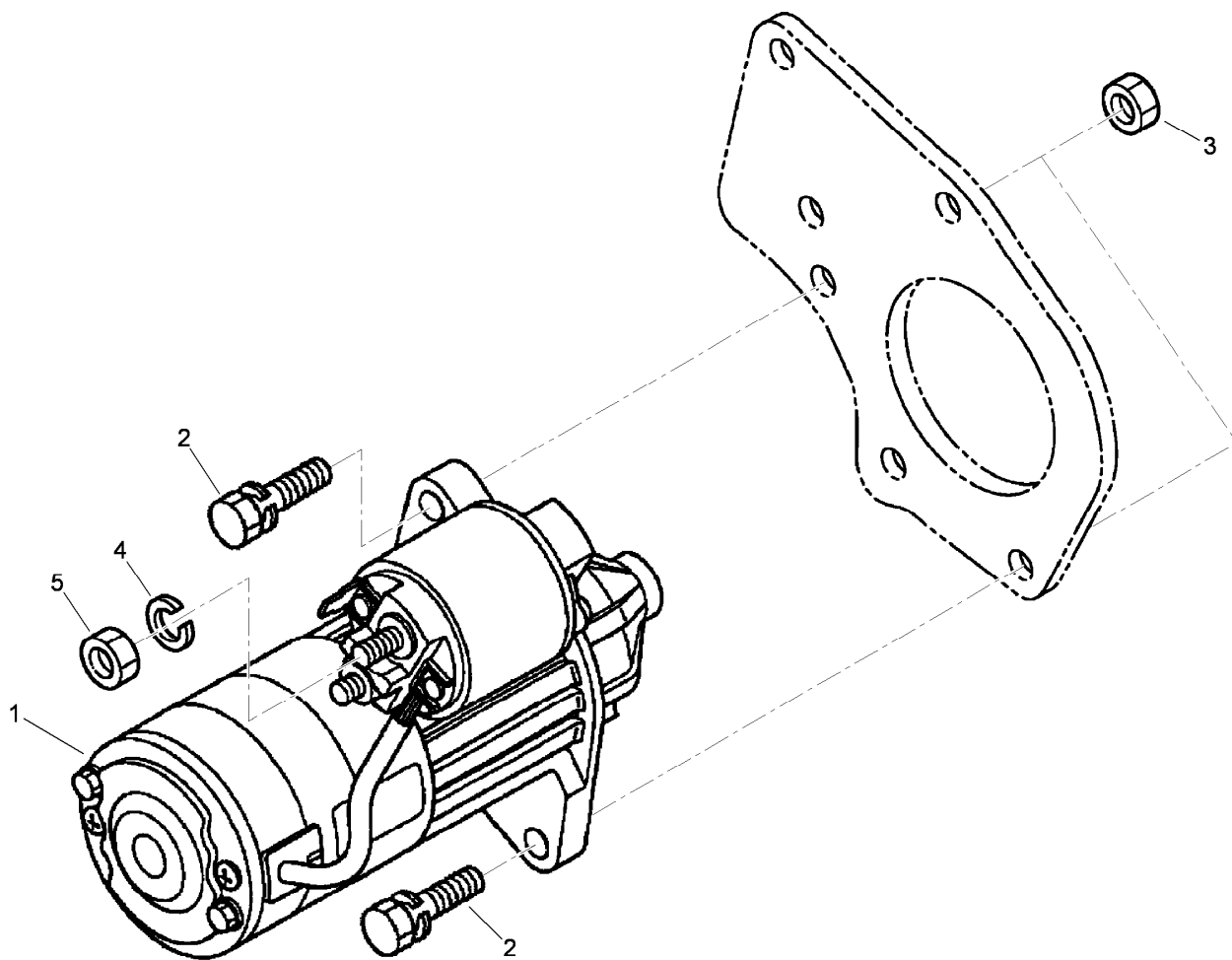
<i>Ref.</i>	<i>Part Number</i>	<i>Qty.</i>	<i>Description</i>
1	98-9474	1	Alternator ASM
2	98-9453	1	Pulley-Dynamo
3	98-7708	1	Nut
4	98-7709	1	Collar
5	107-0136	1	Rotor ASM
6	98-7711	1	Cover-Bearing
7	107-0138	1	Bearing-Ball
8	98-7713	1	Washer-Thrust
9	107-0139	1	Drive End Frame ASM
10	98-7715	1	Plate-Retainer
11	98-7716	4	Screw-Head, Round
12	98-7717	2	Bolt-Through
13	107-0137	1	Bearing-Ball
14	107-9087	1	Frame-End

<i>Ref.</i>	<i>Part Number</i>	<i>Qty.</i>	<i>Description</i>
15	107-0140	1	Cover-End
16	98-7721	1	Rectifier ASM
17	98-7722	1	Bushing-Insulation
18	107-0141	1	Brush Holder ASM
19	98-7724	2	Brush
20	98-7725	2	Spring-Brush
21	98-7726	2	Screw-Head, Round
22	98-7727	6	Screw-Head, Round
23	98-7728	1	Screw-Head, Round
24	98-7729	3	Bolt
25	98-7730	2	Nut
26	98-7731	2	Bolt
27	98-7732	1	Nut
28	110-3799	1	Regulator ASM



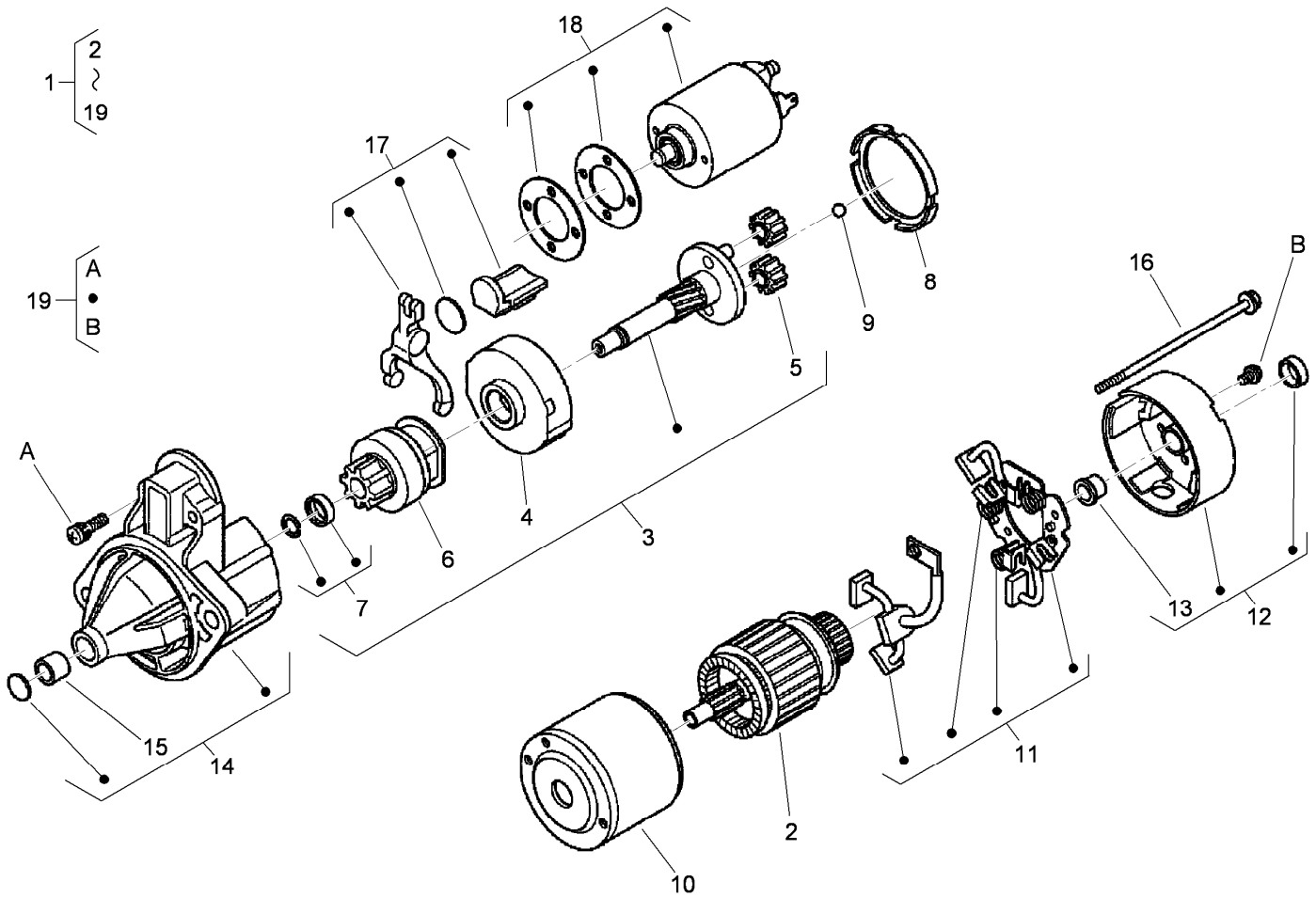
Alternator, Pulley and Fuel Pump Cover Assembly

Ref.	Part Number	Qty.	Description
1	99-3514	1	Cover
2	98-9636	1	Gasket-Pump, Fuel
3	98-7692	2	Bolt
4	98-9474	1	Alternator ASM
5	110-3792	1	Stay-Alternator
6	98-7697	1	Bolt
7	110-3793	1	Bolt
8	98-7660	1	Washer-Plain
9	110-3794	1	Collar
10	100-9233	1	Washer-Plain
11	98-7605	2	Bolt
12	110-3795	1	Pulley-Drive, Fan
13	100-1978	1	Bolt
14	100-1921	1	Pulley-Fan
15	110-3796	1	Belt-V
16	110-3797	1	Cover
17	99-8363	4	Bolt-Flange



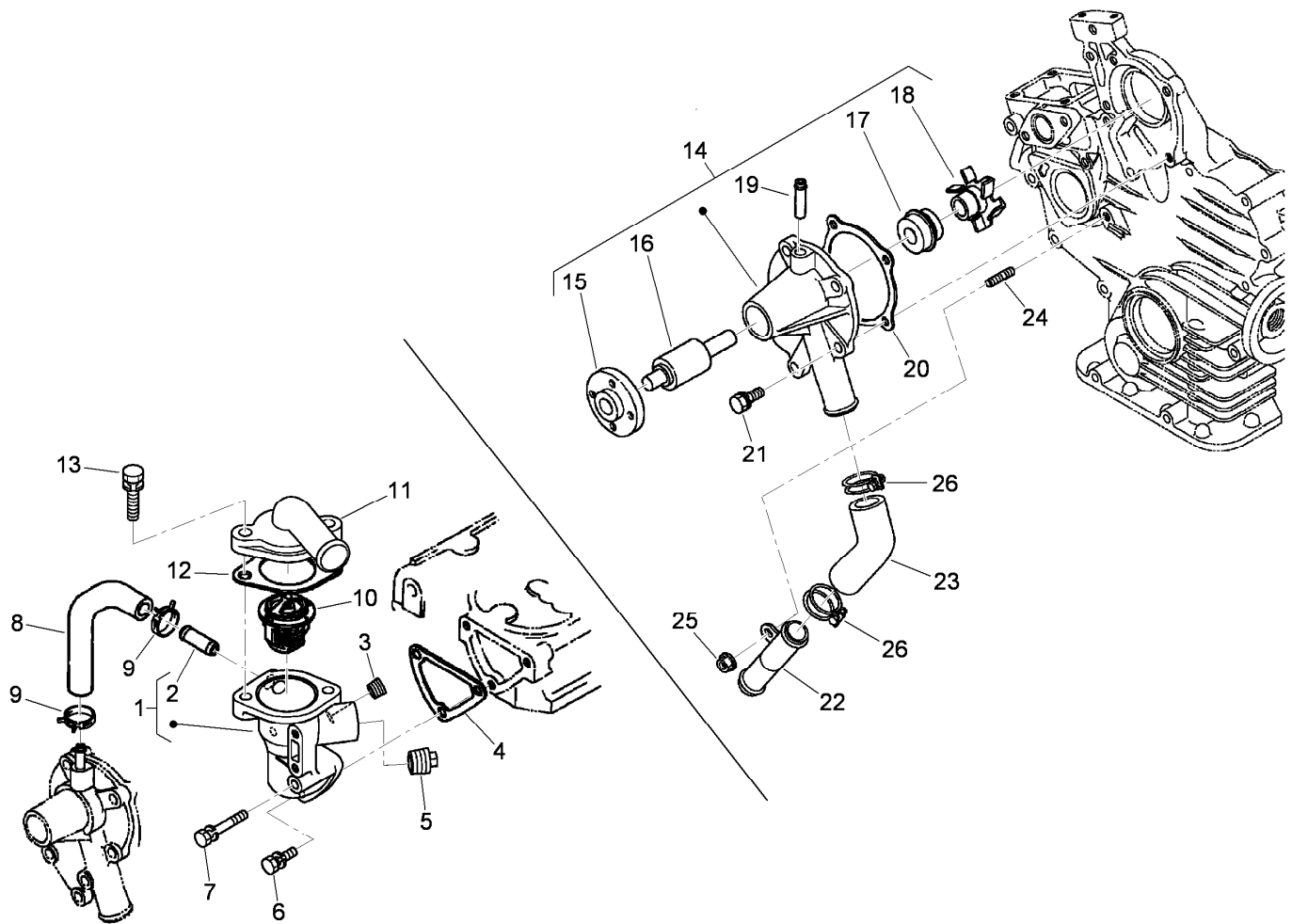
Starter Assembly

<i>Ref.</i>	<i>Part Number</i>	<i>Qty.</i>	<i>Description</i>
1	110-3800	1	Starter ASM
2	100-1770	2	Bolt
3	98-7661	2	Nut
4	98-7535	1	Washer-Spring
5	98-7534	1	Nut



Starter Components Assembly

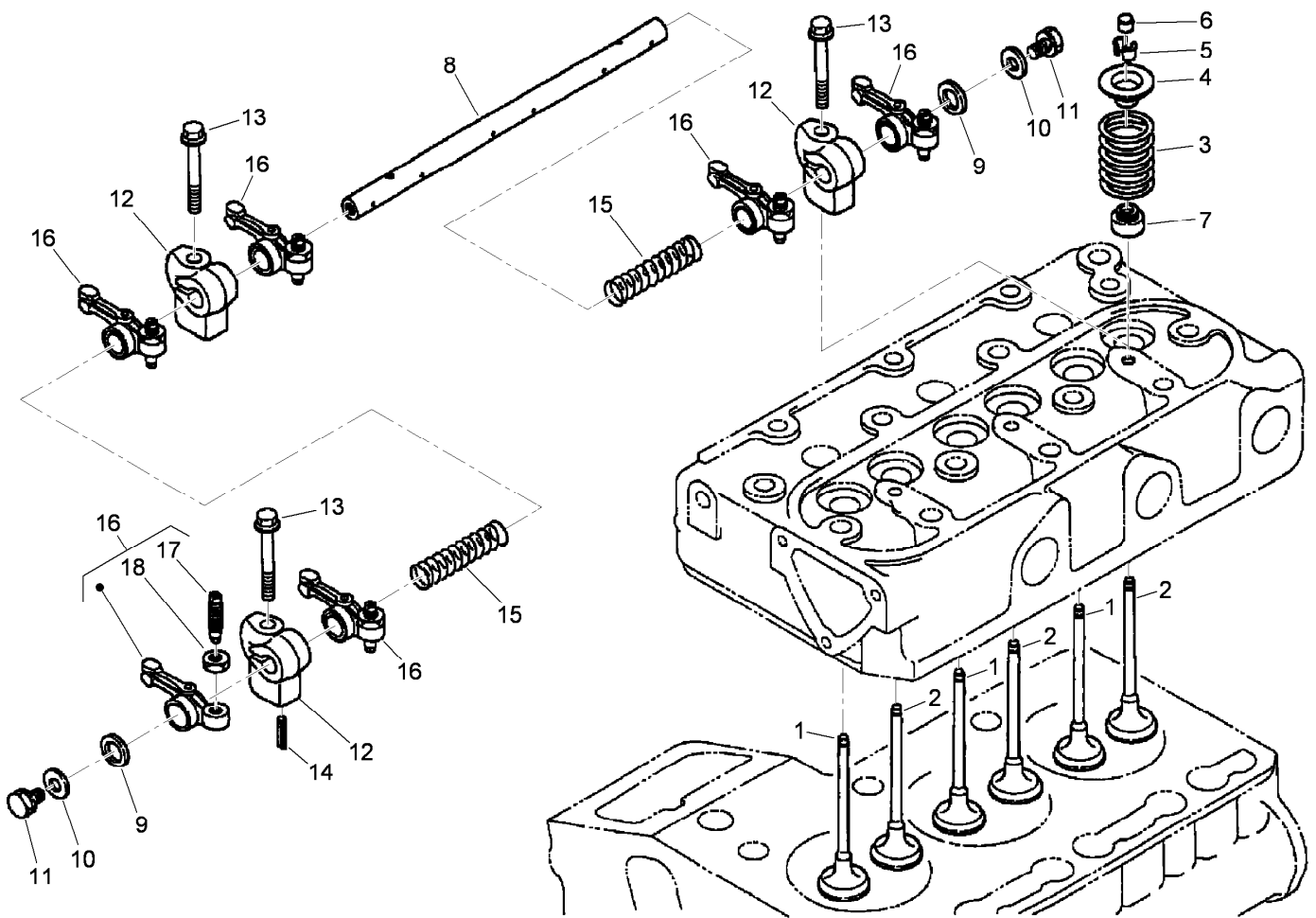
Ref.	Part Number	Qty.	Description
1	110-3800	1	Starter ASM
2	110-3801	1	Armature
3	110-3802	1	Shaft ASM
4	110-3803	1	Gear-Internal
5	110-3804	3	Gear-Planetary
6	110-3805	1	Clutch-Running, Over
7	110-3806	1	Stopper
8	110-3807	1	Gasket
9	110-3808	1	Ball
10	110-3809	1	Yoke
11	110-3810	1	Brush Holder ASM
12	110-3811	1	Rear Bracket ASM
13	110-3812	1	Bushing
14	110-3813	1	Front Bracket ASM
15	110-3814	1	Bushing
16	110-3815	2	Bolt
17	110-3816	1	Fork Lever ASM
18	110-3817	1	Magnetic Switch ASM
19	110-3818	1	Screws (Set Of 4)



Water Flange and Thermostat Assembly

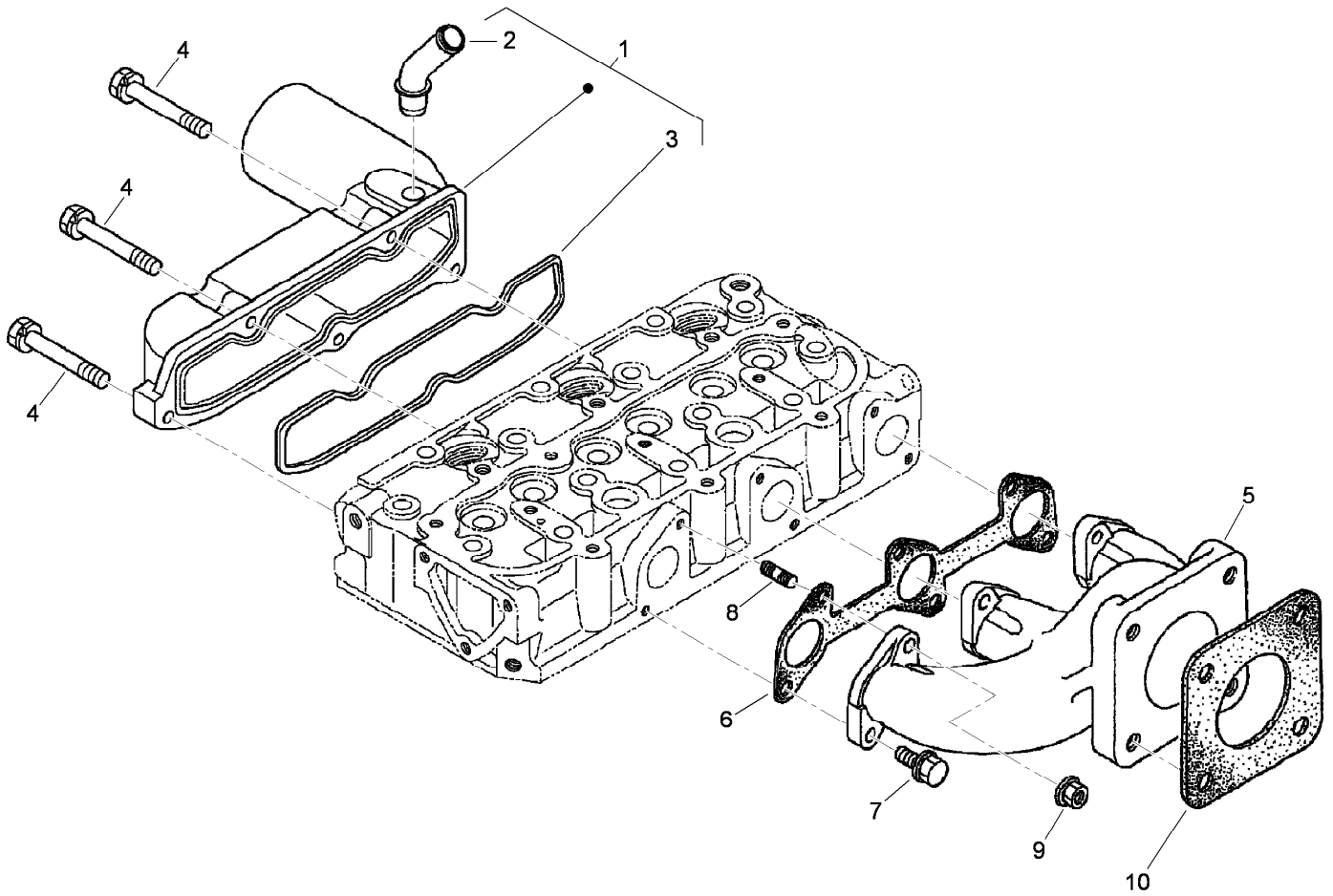
<i>Ref.</i>	<i>Part Number</i>	<i>Qty.</i>	<i>Description</i>
1	110-3819	1	Water Flange ASM
2	98-9580	1	Pipe-Return, Water
3	98-9444	1	Plug
4	110-3820	1	Gasket-Flange, Water
5	110-3821	1	Plug
6	98-7692	2	Bolt
7	105-3797	1	Bolt
8	110-3822	1	Pipe-Return, Water
9	98-9579	2	Band-Pipe
10	98-7778	1	Thermostat ASM
11	110-3823	1	Cover-Thermostat
12	105-3748	1	Gasket-Thermostat
13	98-7777	2	Bolt

<i>Ref.</i>	<i>Part Number</i>	<i>Qty.</i>	<i>Description</i>
14	110-3824	1	Water Pump ASM
15	100-1933	1	Flange-Pump, Water
16	100-1934	1	Bearing-Ball
17	99-3518	1	Water Pump Seal ASM
18	110-3825	1	Impeller-Pump, Water
19	100-1932	1	Pipe-Return, Water
20	117-0330	1	Gasket-Pump, Water
21	100-1750	4	Bolt
22	100-1918	1	Pipe-Water
23	110-3827	1	Pipe-Water
24	100-1924	1	Stud
25	100-2203	1	Nut-Flange
26	110-3828	2	Band-Pipe



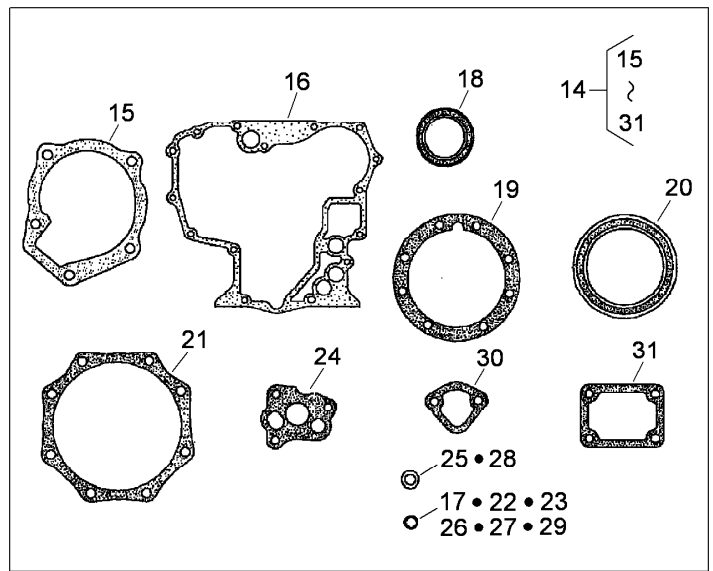
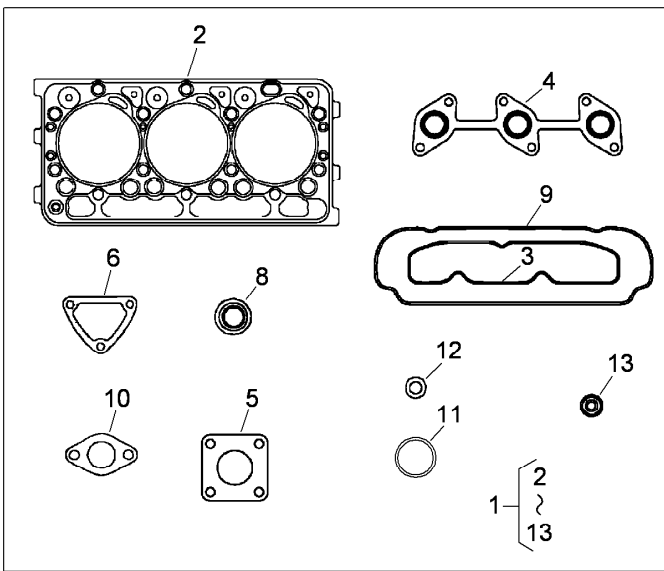
Valve and Rocker Arm Assembly

Ref.	Part Number	Qty.	Description
1	112-2514	3	Valve-Inlet
2	112-2515	3	Valve-Exhaust
3	100-1823	6	Spring-Valve
4	100-1825	6	Retainer-Spring, Valve
5	100-1826	6	Collet-Spring, Valve
6	100-2155	6	Cap-Valve
7	100-1797	6	Seal-Stem, Valve
8	112-8341	1	Shaft-Arm, Rocker
9	100-2044	2	Washer
10	110-3832	2	Washer-Plain
11	100-1762	2	Bolt
12	110-3833	3	Bracket-Arm, Rocker
13	110-3834	3	Bolt-Flange
14	98-7602	1	Pin-Spring
15	112-8342	2	Spring
16	100-1884	6	Rocker Arm ASM
17	100-1885	6	Screw-Adjusting
18	100-1827	6	Nut



Inlet and Exhaust Manifold Assembly

<i>Ref.</i>	<i>Part Number</i>	<i>Qty.</i>	<i>Description</i>
1	110-3836	1	Inlet Manifold ASM
2	110-3837	1	Pipe-Breather
3	110-3838	1	Gasket-Manifold, Intake
4	98-9352	5	Bolt
5	110-3839	1	Manifold-Exhaust
6	110-3840	1	Gasket-Manifold, Exhaust
7	100-1775	3	Bolt
8	100-2202	3	Stud
9	100-1778	3	Nut
10	99-8343	1	Gasket-Muffler



Upper and Lower Gasket Kits

Ref.	Part Number	Qty.	Description
1	112-2518	1	Upper Gasket Kit
2	112-2520	1	Gasket-Head, Cylinder
3	110-3838	1	Gasket-Manifold, Intake
4	110-3840	1	Gasket-Manifold, Exhaust
5	99-8343	1	Gasket-Muffler
6	110-3820	1	Gasket-Flange, Water
8	100-1797	6	Seal-Stem, Valve
9	112-2521	1	Gasket-Cover, Head
10	105-3748	1	Gasket-Thermostat
11	99-3446	1	O-Ring
12	98-7676	3	Gasket
13	98-7677	3	Seal-Heat
14	117-0331	1	Lower Gasket Kit
15	117-0330	1	Gasket-Pump, Water
16	117-0327	1	Gasket-Case, Gear

Ref.	Part Number	Qty.	Description
17	110-3762	1	O-Ring
18	100-1971	1	Seal-Oil
19	100-1873	1	Gasket-Case, Bearing
20	110-3724	1	Seal-Oil
21	100-1876	1	Gasket-Cover, Case
22	100-2206	3	O-Ring
23	100-2209	1	O-Ring
24	100-2003	3	Gasket-Pump, Oil
25	98-7654	3	Gasket
26	100-2208	1	O-Ring
27	100-2207	1	O-Ring
28	110-9715	3	Gasket-Pan, Oil
29	105-3776	1	O-Ring
30	98-9636	1	Gasket-Pump, Fuel
31	100-1962	1	Gasket-Plate, Control

Attachments and Accessories

For 74264TE Z Master Professional 7000 Series Riding Mower With 132cm TURBO FORCE Side Discharge Mower

Product Name	Model/Part
1.25in Spark Arrester Kit.....	105-1672
Blade-Recycler, 18in.....	105-7779-03
Blade-Hi Flow, 18in.....	105-7781-03
Blade-Med Flow, 18in.....	105-7794-03
Blade-Low Flow, 18in.....	105-7795-03
Blade-Atomic, 18in.....	105-7796-03
Recycler Kit.....	107-1610
Striping Kit.....	107-1630
Turbo Baffle Kit.....	107-1634
Light Kit.....	107-9880
Blade-Hi Flow, 18in (6 Pack).....	108-1117
Blade-Atomic, 18in (6 Pack).....	108-1118
Roller Striping Kit.....	108-2162
Blade-Lo Flow, 18in (6 Pack).....	110-0406
Blade-Recycler, 18in (6 Pack).....	110-0408
Blade-Med Flow, 18in (6 Pack).....	110-0409
DFS Vac Collection System Mounting Kit.....	110-0891
DFS Pulley Kit.....	110-3944
DFS Bagger Gusset Kit.....	110-3946
Hypr-Oil 500 (quart).....	114-4713
Hypr-Oil 500 (gallon).....	114-4714
Hypr-Oil 500-5 (5 gallon).....	114-4715
Bimini Folding Shade Assembly.....	115-4510
Vac Collection System.....	78514
Chute Gate Kit.....	78521
Filter Minder Gauge.....	99-4664
Hitch Kit.....	99-8925

Notes:

Notes:

Notes:



Count on it.