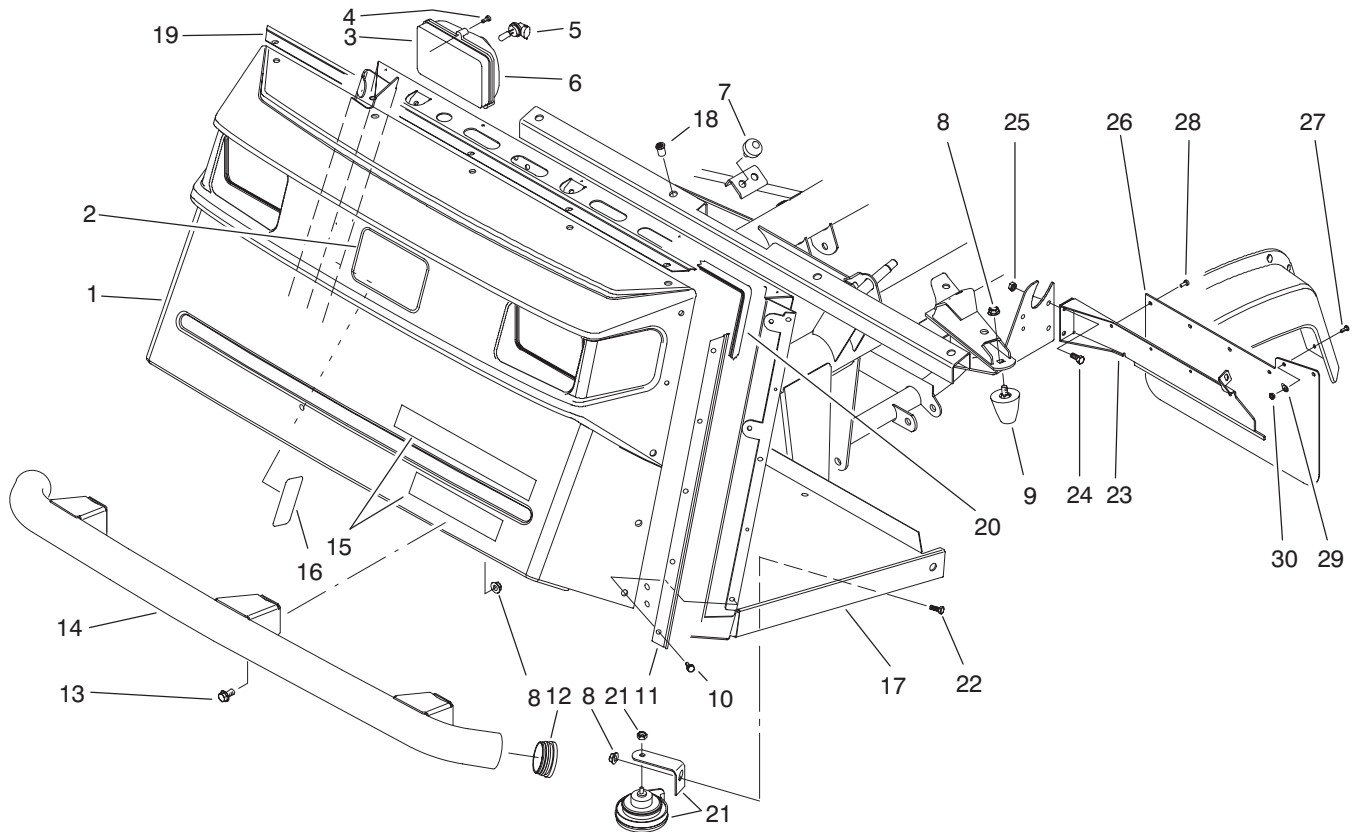




MODEL NO. 07200-70001 & UP
 MODEL NO. 07200TC-70001 & UP
 MODEL NO. 07202-70001 & UP

**PARTS
 CATALOG**

WORKMAN □ 3200



T-1581-1

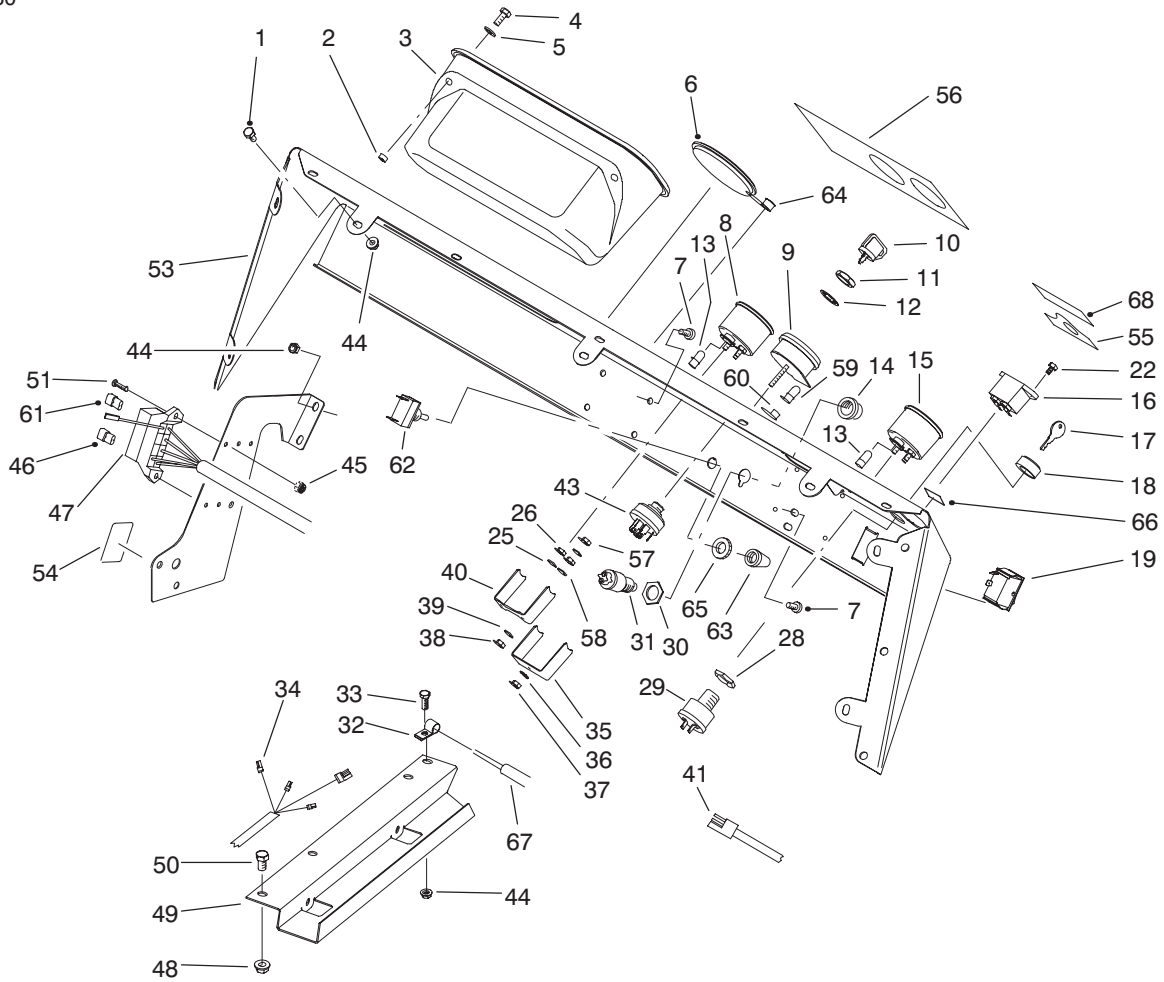
FRONT BUMPER & HOOD ASSEMBLY

Ref. No.	Part No.	Description	No. Used
1	87-0710	Hood	1
2	62-5550	Decal - TORO	1
3	87-2120	Headlight Assembly (Incl. Ref. #5-6)	2
4	32104-88	Screw	6
5	87-6320	Bulb - Headlight	2
6	87-6330	Lens - Headlight	2
7	87-2440	Bumper	2
8	3290-357	Nut - Flange Lock	8
9	26-0071	Bumper	2
10	87-6620	Screw	15
11	87-8120	Bracket - Trim Side	2
12	2410-42	Cap - Front Bumper	2
13	3234-1	Screw - Hex. Flange Hd.	6
14	87-4070	Bumper - Front	1
15	87-6700	Decal - Workman 3200	1
16	87-7000	Decal - Load	1
16	94-1224	Decal - Load (Europe)	1

*Not Illustrated

Ref. No.	Part No.	Description	No. Used
16	92-5395	Decal - Load (Japan)	1
17	94-5240	Operators Platform Assy. (Incl. Ref. #18)	1
18	32148-7	Nut - Clinch	8
19	87-8130	Bracket - Trim Top	1
20	87-8160	Trim	1
21	116749	Horn Assembly	1
22	323-4	Screw - Cap Hex. Hd.	1
23	94-3838	Bracket - Mudflap LH	1
*	94-3839	Bracket - Mudflap RH	1
24	321-4	Screw - Cap Hex. Hd.	4
25	32128-33	Nut - Lock	4
26	94-3841	Mudflap	2
27	3250-13	Screw - Pan Hd.	4
28	146489	Rivet - Pop	8
29	3256-61	Washer - Flat	4
30	3296-2	Nut - Lock	4

TPS

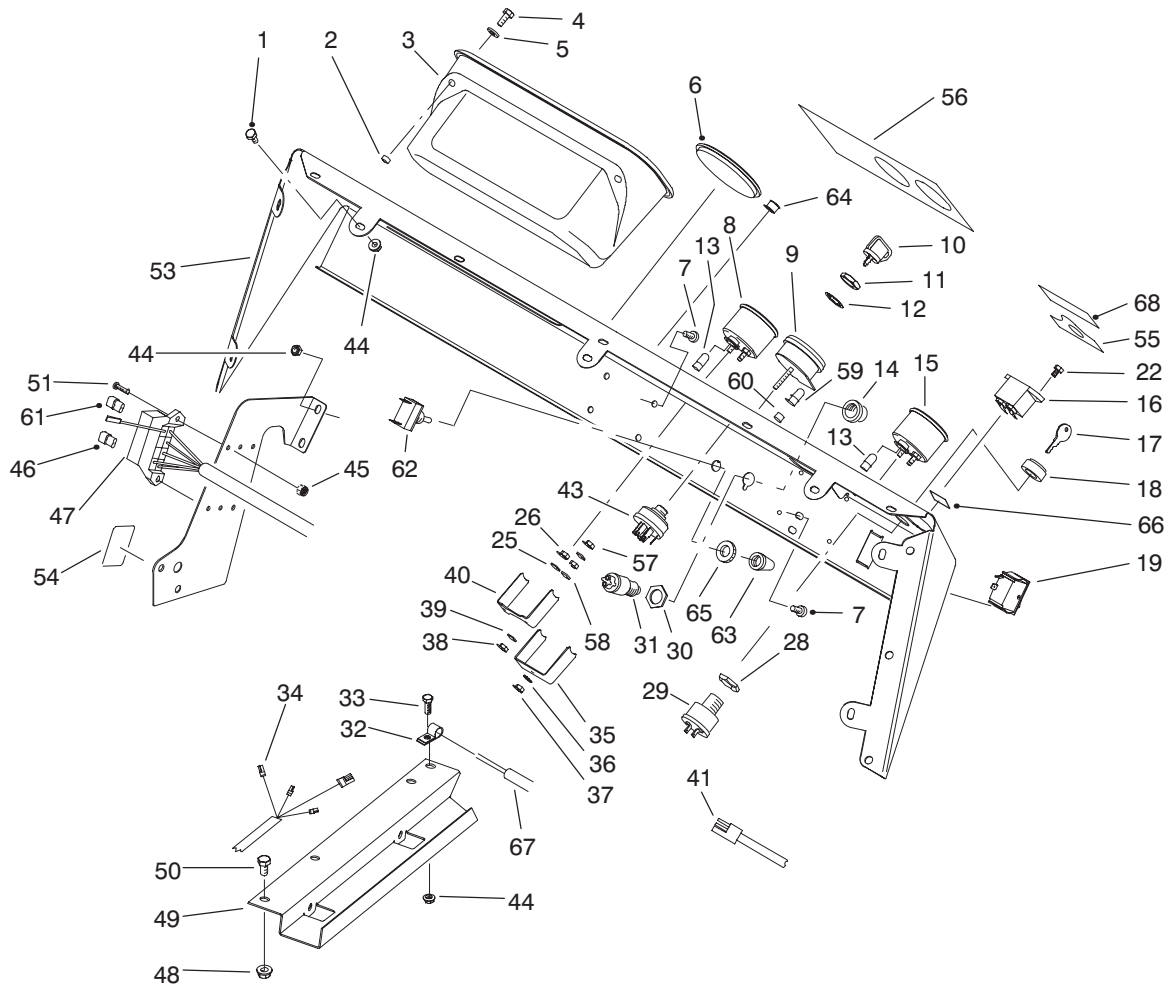


T-1706-1

CONTROL PANEL ASSEMBLY

Ref. No.	Part No.	Description	No. Used
1	321-2	Screw - Cap Hex. Hd.	7
2	32148-6	Insert - Threaded	2
3	87-3780	Box - Glove	1
4	321-3	Screw - Cap Hex. Hd.	2
5	3256-22	Washer - Flat	2
6	2410-35	Plug - Hole	1
7	3274-31	Screw - Button Hd.	4
8	87-5590	Temperature Gauge Assy. (Incl. Ref. #38-40, 57 & 58)	1
9	93-7053	Warning Light Assembly (Incl. Ref. #35-37, 59 & 60)	1
10	63-8360	Key - Ignition	1
11	218-446	Nut - Hex.	1
12	218-447	Washer - Lock	1
13	218-600	Bulb	2
14		Button - Horn	1
15	87-5580	Fuel Gauge Assembly (Incl. Ref. #38-40, 57 & 58)	1
16	75-6820	Hourmeter	1
17	87-0740	Key - Supervisor Switch	1
18	87-1720	Nut - Supervisor Switch	1
19	87-3790	Switch - Light	1
22	32144-18	Screw - Cap Hex. Hd.	2
28		Nut - Hex.	1
29	94-5245	Supervisor Switch Assembly (Incl. Ref. #17, 18 & 28)	1

Ref. No.	Part No.	Description	No. Used
30		Nut - Hex.	1
31	18-2830	Horn Switch Assembly (Incl. Ref. #14 & 30)	1
32	2412-89	Clamp - R	1
33	321-4	Screw - Cap Hex. Hd.	1
34	93-7129	Harness - Wire Rear	1
35		Clamp - Light	1
36	3254-1	Washer - Lock	1
37	3217-26	Hut - Hex.	1
38	3217-25	Nut - Hex.	2
39	3253-15	Washer - Lock	2
40		Clamp - Temp. Gauge	1
41	87-4230	Harness - Wire Front LH	1
43	27-2360	Ignition Switch Assembly (Incl. Ref. #11 & 12)	1
44	32128-33	Nut - Flange	12
45	3296-2	Nut - Lock	2
46	218-574	Fuse - 7.5 Amp	2
47	87-8500	Front Wire Harness Assy. (Incl. Ref. #13)	1
48	32128-20	Nut - Flange	3
49	93-7094	Cover - Wire Harness	1
50	322-2	Screw - Cap Hex. Hd.	3
51	3250-13	Screw	2
53	87-8540	Control Panel Assembly (Incl. Ref. #55-56 & 68)	1



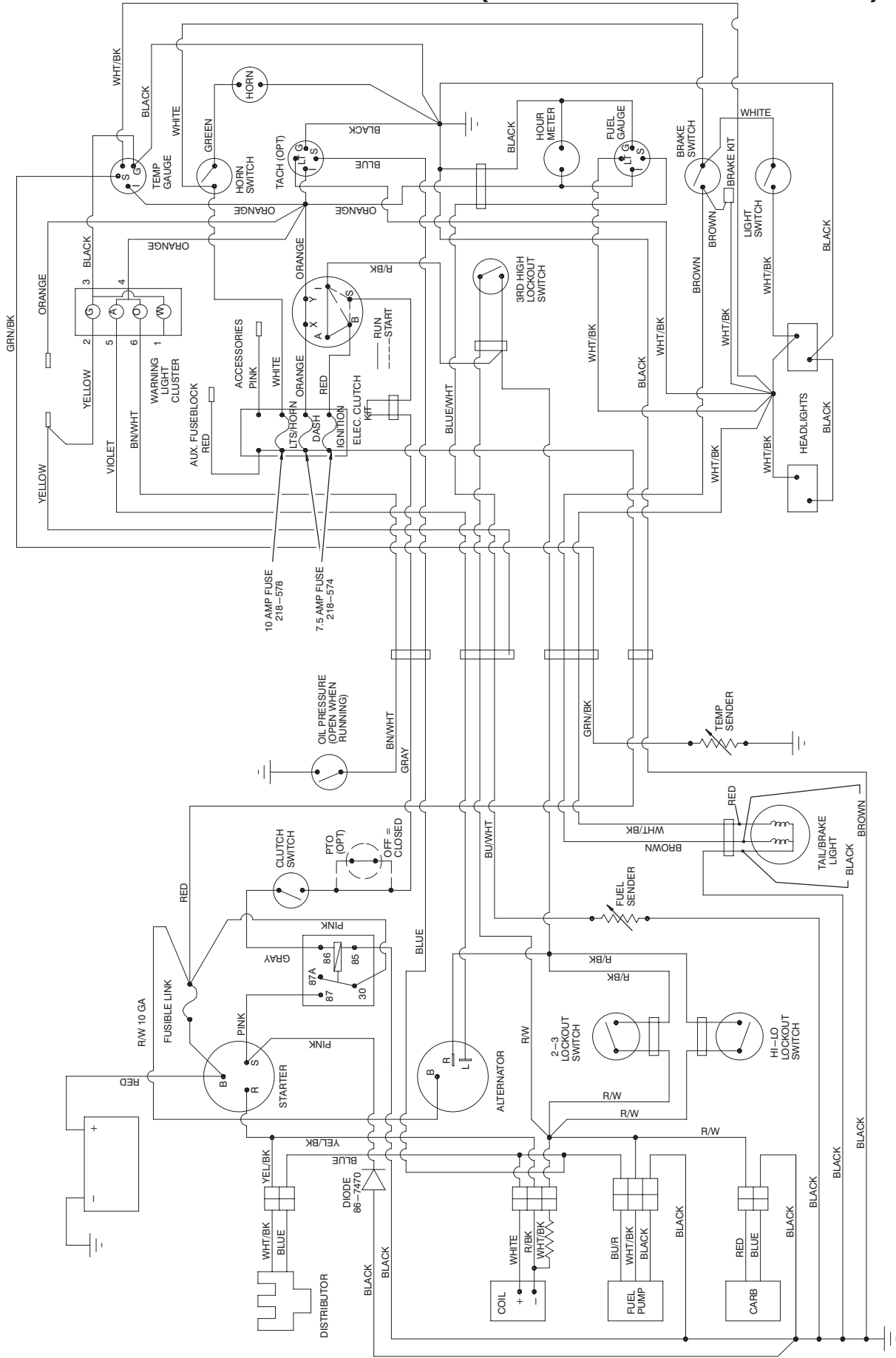
T-1706-1

CONTROL PANEL ASSEMBLY (Continued)

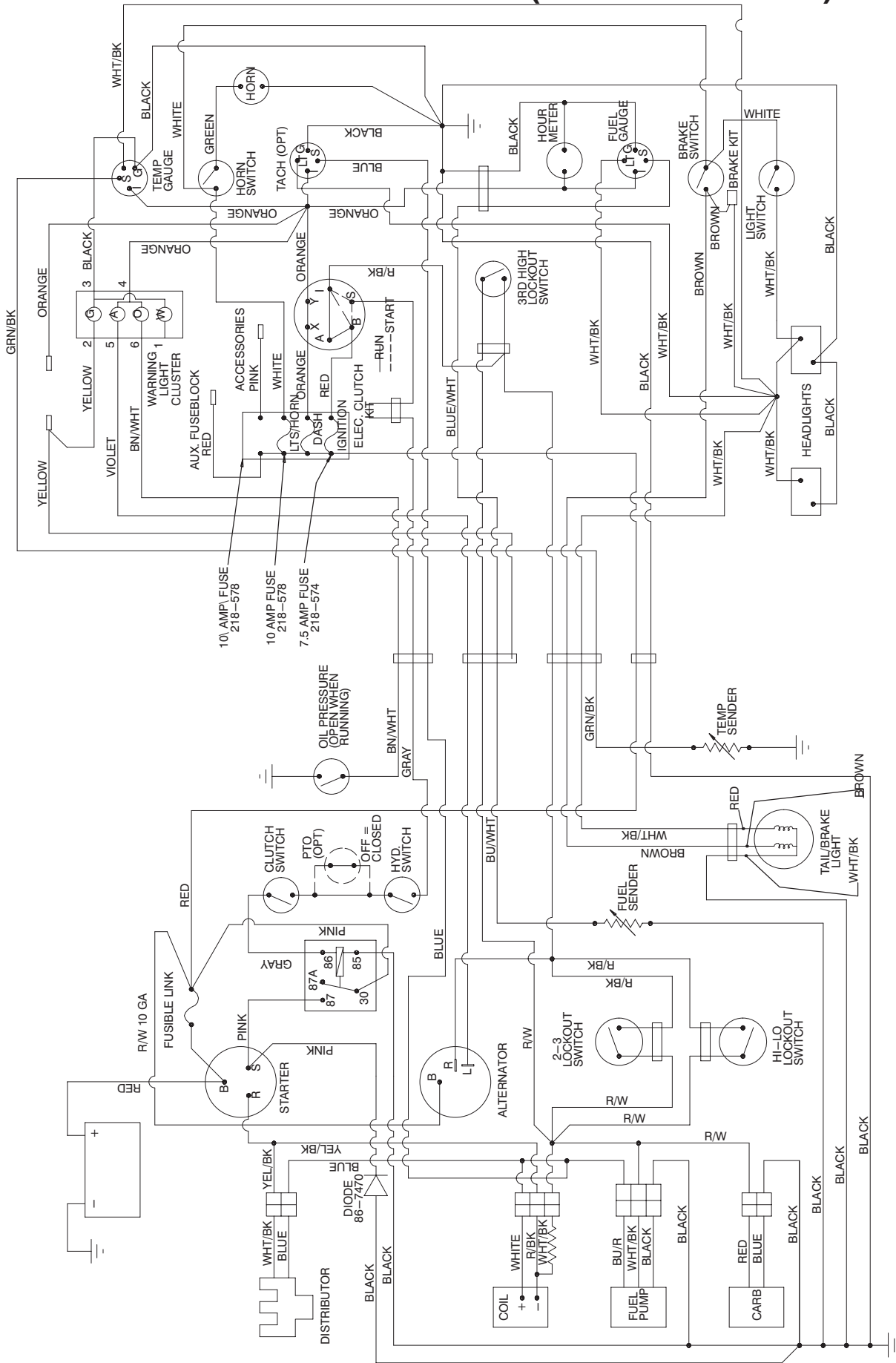
Ref. No.	Part No.	Description	No. Used
54	87-6670	Decal - Fuse	1
54	93-9851	Decal - Fuse (Europe)	1
54	92-5374	Decal - Fuse (Japan)	1
55	87-5910	Decal - Supervisor	1
55	93-9856	Decal - Supervisor (Europe)	1
55	92-5332	Decal - Supervisor (Japan)	1
56	87-8520	Decal - Dash	1
56	93-9446	Decal - Dash (Europe)	1
56	92-6422	Decal - Dash (Japan)	1
57	3253-19	Washer - Lock	3
58	3217-29	Nut - Jam	3
59	219-17	Bulb - Warning Light	4

Ref. No.	Part No.	Description	No. Used
60	87-6270	Socket & Bulb Assembly (Incl. Ref. #59)	4
61	218-578	Fuse - 10 Amp	1
62	20-7150	Toggle Switch Assembly (Incl. Ref. #65)	1
63	218-473	Boot - Switch	1
64	2410-64	Plug - Hole	1
65		Nut - Lock	1
66	93-7252	Decal - CE (Europe)	1
67	94-3837	Cable - Clutch	1
68	94-5272	Decal - Warning	1

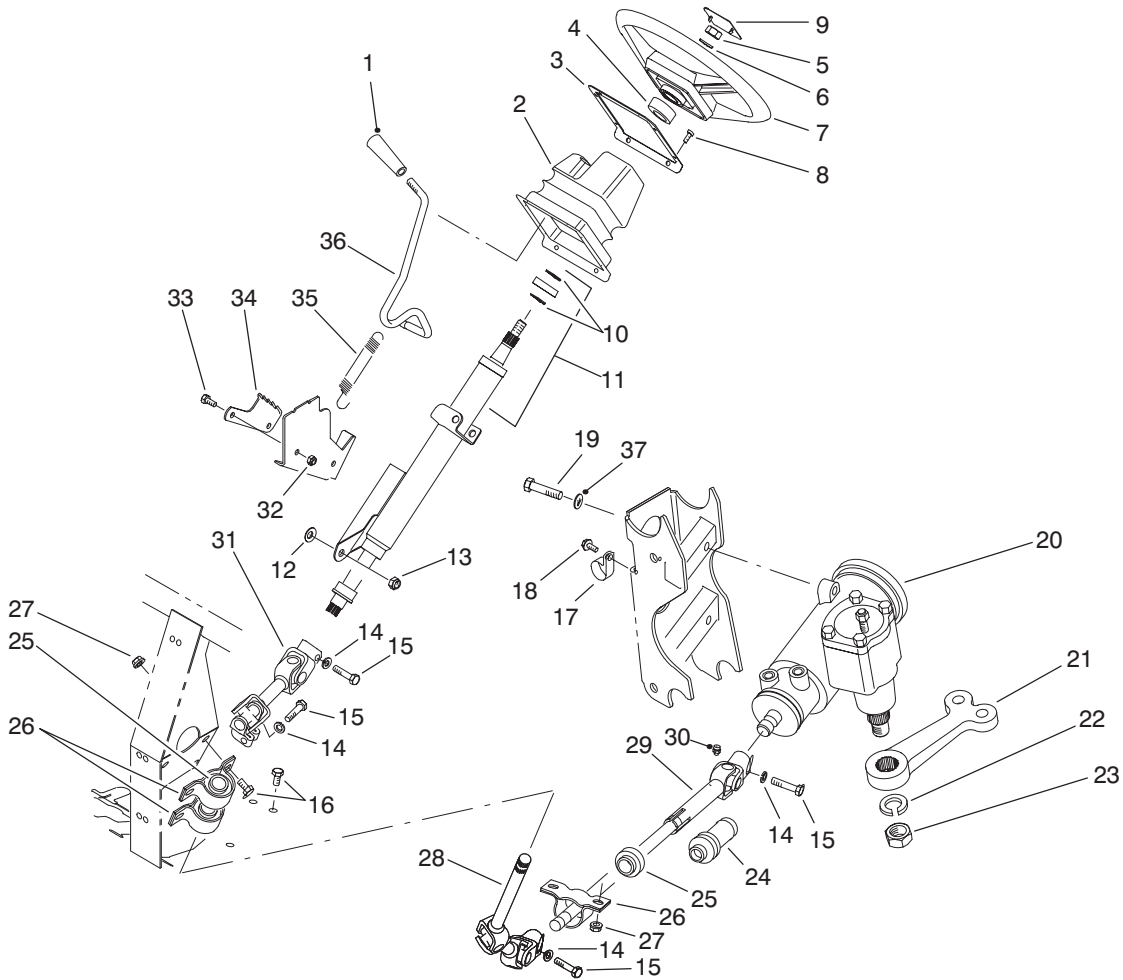
ELECTRICAL SCHEMATIC (Models 07200 & 07202)



ELECTRICAL SCHEMATIC (Models 07200TC)



T-2621



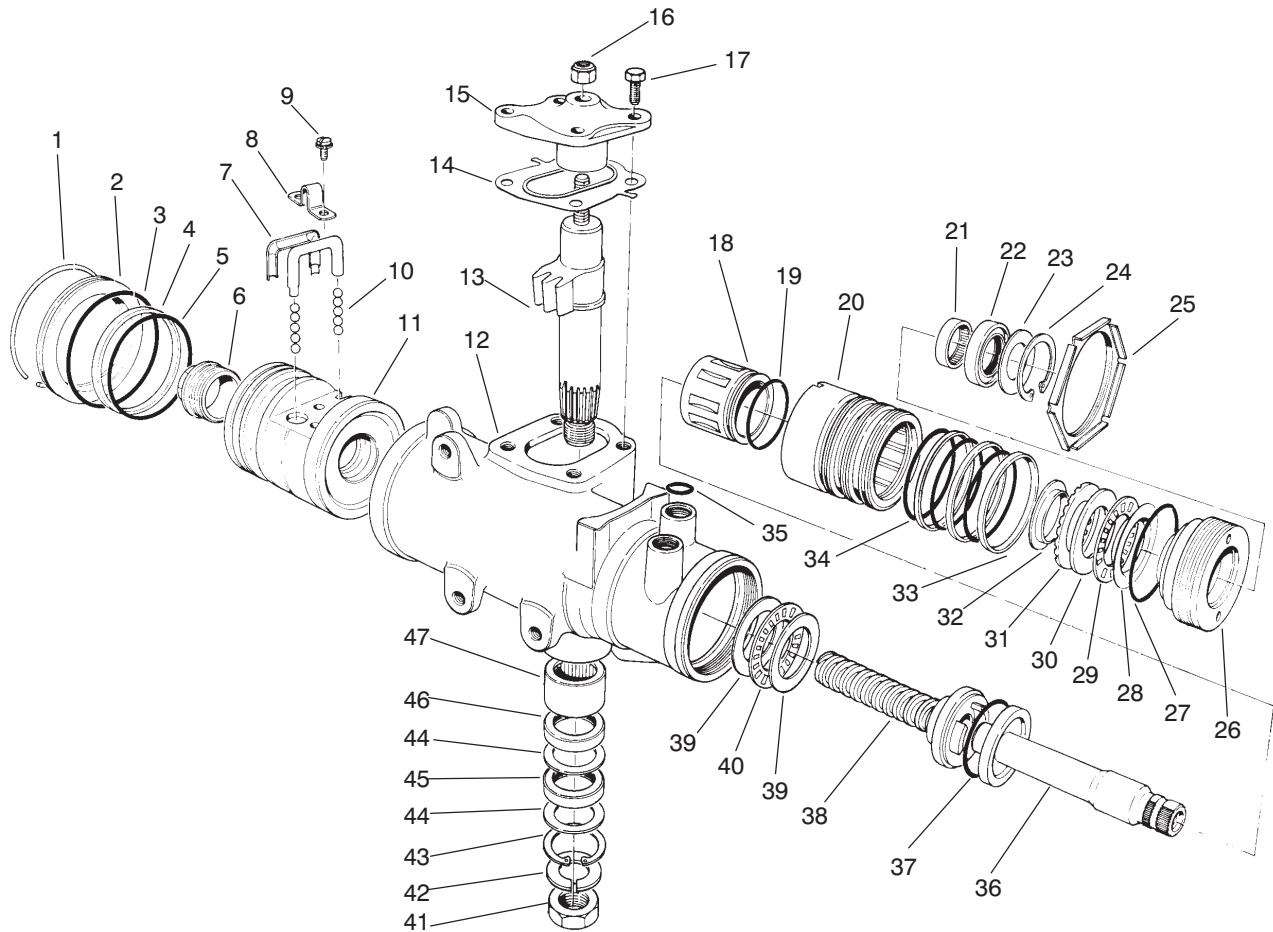
T-1584-1

STEERING LINKAGE ASSEMBLY

Ref. No.	Part No.	Description	No. Used
1	233-39	Knob	1
2	87-3460	Boot - Tilt Steering	1
3	87-4720	Plate - Steering Boot	1
4	21-9260	Spacer	1
5	3277-1	Nut - Hex.	1
6	48-8070	Washer - Flat	1
7	87-3820	Wheel - Steering	1
8	32144-116	Screw - Pan Head	8
9	87-3750	Cover - Steering Wheel	1
10	43-6550	Ring - Retaining	2
11	92-4153	Assembly - Steering Column (Incl. Ref. #10)	1
12	3290-455	Washer	1
13	3296-59	Nut - Lock	1
14	3253-4	Washer - Lock	4
15	48-7740	Screw - Cap Hex. Hd.	4
16	322-2	Screw - Cap Hex. Hd.	6
17	2412-105	Clamp - R	2
18	32144-10	Screw - Self Tapping	2
19	93-7145	Screw - Cap Hex. Hd.	3
20	87-1500	Steering Gear Assembly (Incl. Ref. #22 & 23)	1

Ref. No.	Part No.	Description	No. Used
21	87-0370	Arm - Pitman	1
22	39-7420	Washer - Lock	1
23	39-7440	Nut - Lock	1
24	92-4157	Boot - Steering Shaft	1
25	87-2280	Bearing	3
26	87-3250	Mount - Bearing	3
27	32128-20	Nut - Flange	6
28	92-4155	Slip Joint Assembly - Upper	1
29	92-4156	Slip Joint Assembly - Lower (Incl. Ref. #24 & 30)	1
30	302-5	Fitting - Grease	1
31	92-4154	Universal Joint Assembly	1
32	3296-42	Nut - Lock	2
33	321-3	Screw - Cap Hex. Hd.	2
34	87-3610	Bracket - Detent	1
35	65-5360	Spring - Extension	1
36	87-3130	Lever - Tilt Steering	1
37	87-7480	Washer - Flat	3
*	87-3100	Lower Shaft Assembly (Incl. Ref. #24 & 28-30)	1
*	87-3120	Steering Column & Shaft (Incl. Ref. #10, 11 & 31)	1

*Not Illustrated

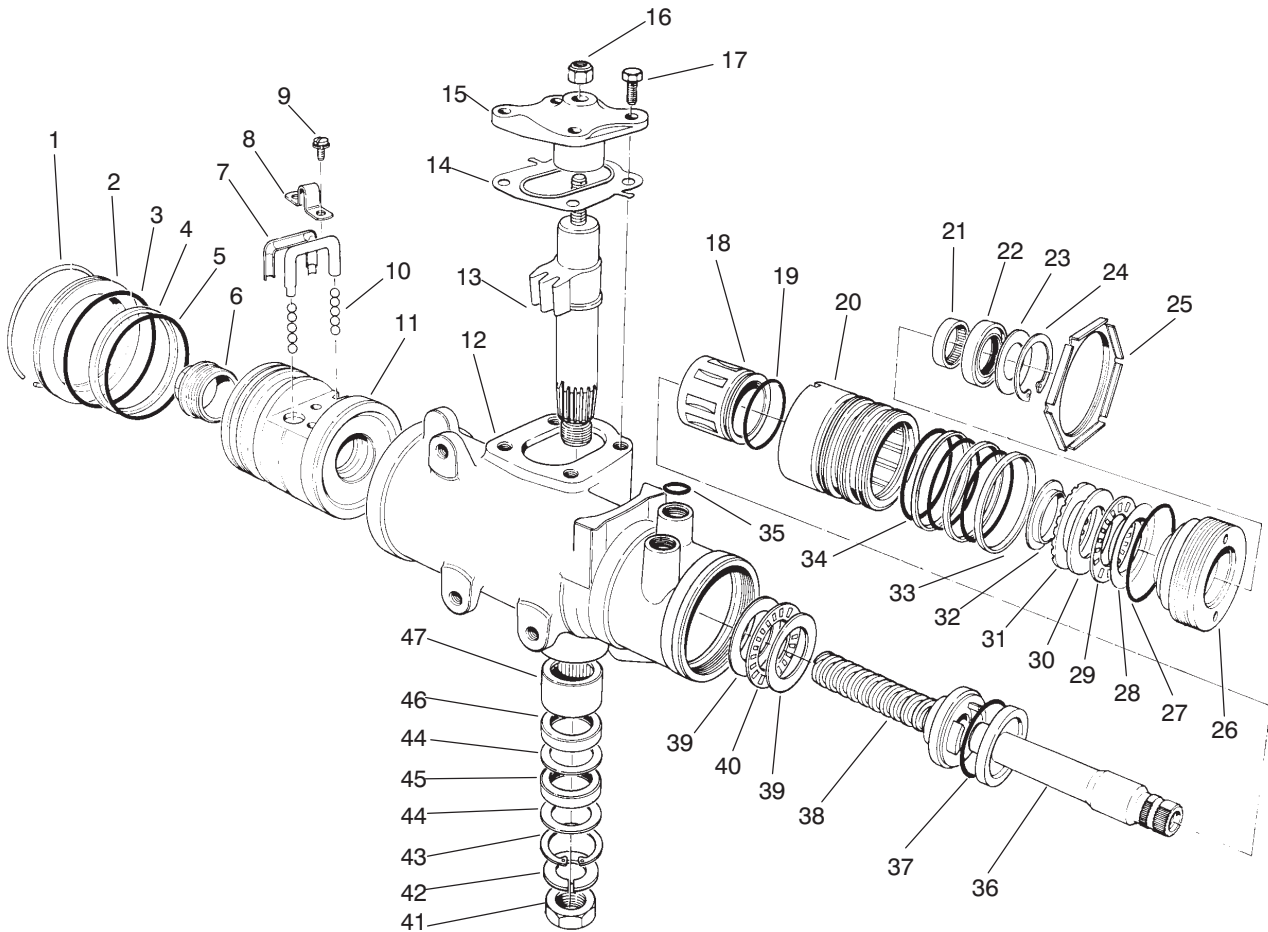


T-1580-1

STEERING GEAR ASSEMBLY NO. 87-1500

Ref. No.	Part No.	Description	No. Used	Ref. No.	Part No.	Description	No. Used
1		Ring - Retaining	1	26		Plug - Adjuster	1
2	92-4165	Plug - Housing End	1	27	28-8200	O-Ring	1
3		Seal - Housing End Plug	1	28		Race - Upper Bearing	1
4		Ring - Rack Piston	1	29		Bearing - Roller, Thrust	1
5		O-Ring, Rack Piston	1	30		Race - Thrust Bearing	1
6	18-4340	Plug - Rack Piston End	1	31		Spacer - Thrust Bearing	1
7	92-4168	Return - Guide Ball	2	32		Retainer - Bearing	1
8	18-4270	Clamp - Ball Return Guide	1	33		Ring - Valve Body	3
9	18-4260	Assy. - Screw/Lockwasher	2	34		O-Ring	3
10	18-5190	Ball - Chrome Alloy	11	35	39-7310	O-Ring	3
11		Nut - Rack Piston	1	36		Shaft - Stub	1
12		Housing - Steering Gear	1	37		O-Ring	1
13		Gear - Pitman Shaft	1	38		Worm - Steering	1
14	28-8280	Seal Kit - Side Cover (Incl. Ref. #17)	1	39		Race - Thrust Bearing	2
15		Cover - Housing Side	1	40		Bearing - Roller, Thrust	1
16	28-8220	Nut - Lash Adjuster	1	41	39-7440	Nut - Pitman Arm	1
17	28-8210	Bolt - Flange Hex. Hd.	4	42	39-7420	Washer - Lock	1
18		Spool Valve	1	43		Ring - Retaining	1
19		O-Ring, Spool Valve	1	44		Washer - Seal, Backup	2
20		Valve Body	1	45		Seal - Pitman Shaft	1
21	92-4169	Bearing - Needle	1	46		Seal - Pitman Shaft	1
22		Seal - Stub Shaft	1	47	92-4170	Bearing - Pitman Shaft	1
23		Seal - Stub Shaft Dust	1	*	92-4161	Assembly - Cover Service Housing Side (Incl. Ref. #14-17)	1
24		Ring - Retaining	1				
25	92-4159	Nut - Adjuster Plug Lock	1				

*Not Illustrated



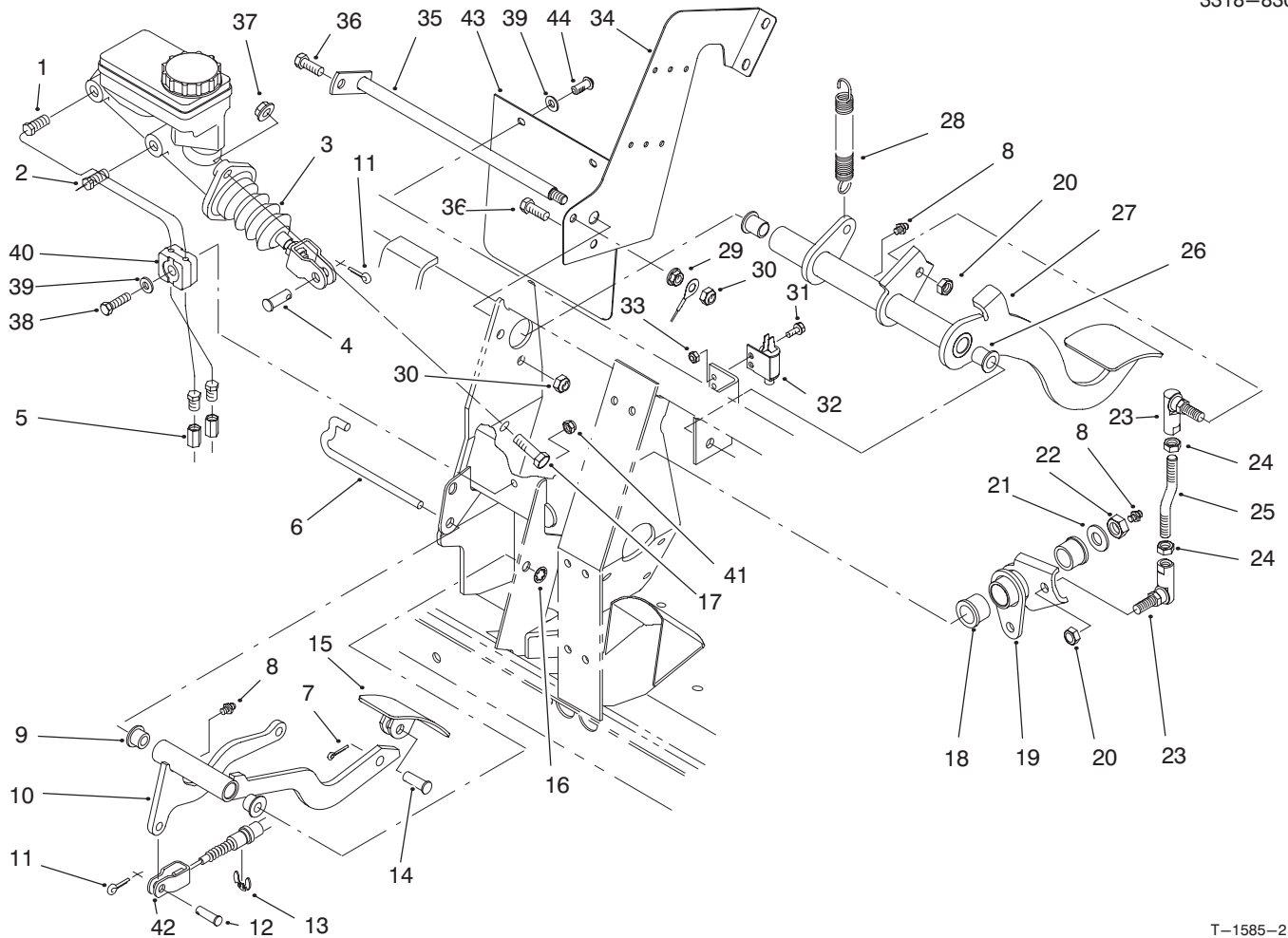
T-1580-1

STEERING GEAR ASSEMBLY NO. 87-1500

Ref. No.	Part No.	Description	No. Used
*	28-8270	Seal Service Kit - End Plug (Incl. Ref. #1 & 3)	1
*	28-8290	Seal Service Kit Rack/Piston (Incl. Ref. #4 & 5)	1
*	18-5180	Bearing Kit - Lower Thrust (Incl. Ref. #39-40)	1
*	18-5160	Seal Kit - Pitman Shaft (Incl. Ref. #43-46)	1
*	18-5170	Seal Kit - Valve Ring (Incl. Ref. #19, 33, 34 & 37)	1
*	92-4163	Assy. - Steering Housing (Incl. Ref. #12 & 43-47)	1
*	92-4167	Assembly - Plug Service (Incl. Ref. #22-24 & 27)	1

Ref. No.	Part No.	Description	No. Used
*	92-4162	Pitman Shaft - Gear Service (Incl. Ref. #13-15 & 17)	1
*	92-4158	Valve Assy. - Hyd. Gear (Incl. Ref. #18-20, 33, 34, 36 & 37)	1
*	92-4160	Bearing Service Kit - Upper (Incl. Ref. #28-32)	1
*	92-4166	Rack/Piston/Nut Assembly (Incl. Ref. #1-11 & 38)	1
*	92-4164	Plug Assy. - Service Adjust. (Incl. Ref. #21-24 & 26-32)	1
*	87-1500	Steering Gear (Complete)	1

*Not Illustrated

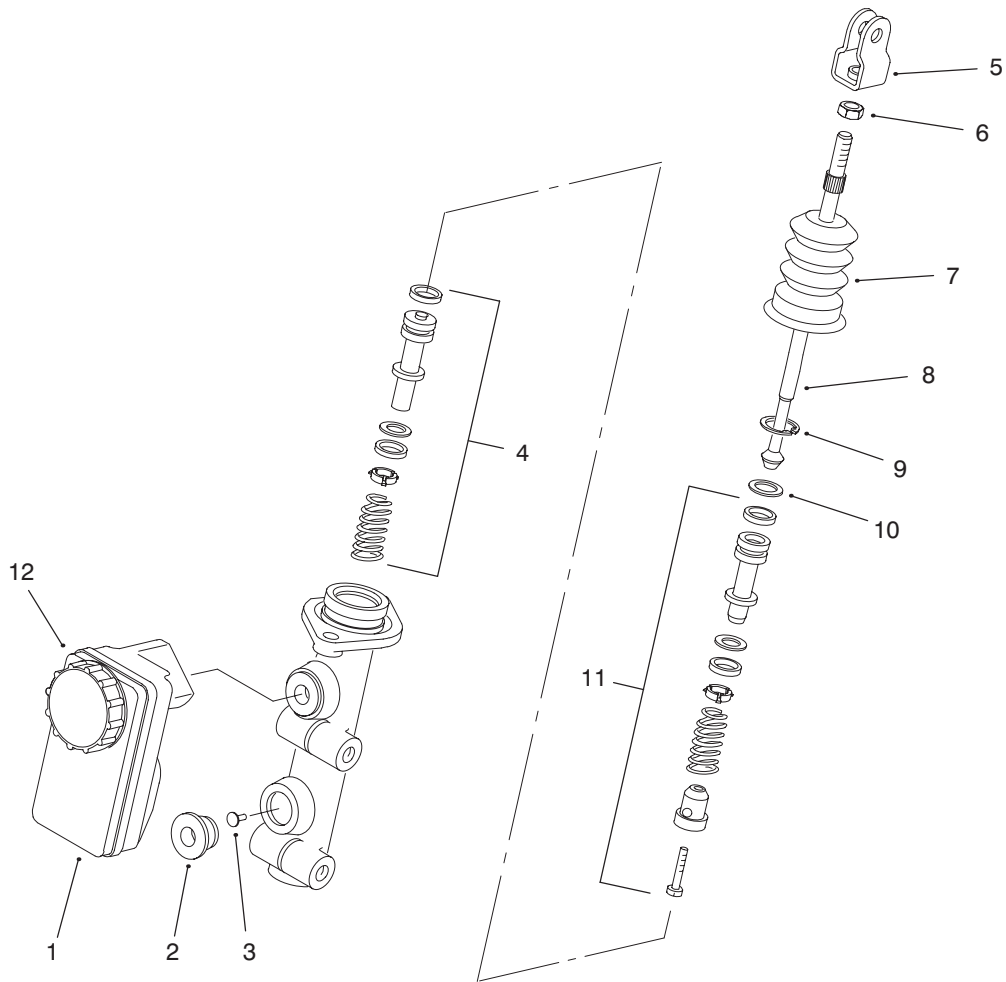


T-1585-2

BRAKE & ACCELERATOR PEDAL ASSEMBLY

Ref. No.	Part No.	Description	No. Used
1	94-3814	Tube - Hydraulic	1
2	94-3815	Tube - Hydraulic	1
3	94-3800	Master Cylinder Assembly	1
4	283-2	Pin - Clevis	1
5	87-3570	Union - Brake Line	2
6	87-2880	Shaft - Accelerator Pedal	1
7	3272-6	Pin - Cotter	1
8	302-5	Fitting - Grease	3
9	256-259	Bushing - Flange	2
10	93-8961	Arm - Accelerator Pedal	1
11	3272-10	Pin - Cotter	2
12	283-30	Pin - Clevis	1
13	32120-47	Ring - E	1
14	283-85	Pin - Clevis	1
15	93-8969	Pedal - Accelerator	1
16	32151-56	Ring - Retaining	1
17	323-7	Screw - Cap Hex. Hd.	2
18	256-247	Bushing - Flange	2
19	94-3823	Bell Crank	1
20	3296-6	Nut - Lock	2
21	3256-26	Washer - Flat	1
22	3296-23	Nut - Lock	1

Ref. No.	Part No.	Description	No. Used
23	68-3840	Ball Joint	2
24	3220-3	Nut - Hex. Jam LH	2
25	94-3810	Rod - Link	1
26	256-155	Bushing - Flange	2
27	93-8965	Pedal - Brake	1
28	21-1830	Spring - Tension	1
29	32128-20	Nut - Flange Lock	1
30	3296-29	Nut - Lock	2
31	3290-321	Screw - Hex. Flange Hd.	2
32	55-7120	Switch - Brake Light	1
33	3296-2	Nut - Lock	2
34	94-3821	Plate - Center, Frame	1
35	87-2590	Shaft - Brake	1
36	322-5	Screw - Cap Hex. Hd.	2
37	3290-357	Nut - Flange	2
38	321-9	Screw - Cap Hex. Hd.	1
39	3256-22	Washer - Flat	3
40	87-7550	Clamp - Tube	2
41	3296-42	Nut - Lock	1
42	94-3836	Cable - Accelerator	1
43	94-5221	Flap - Cylinder, Master	1
44	87-6620	Screw - Torx, Pan Hd.	2

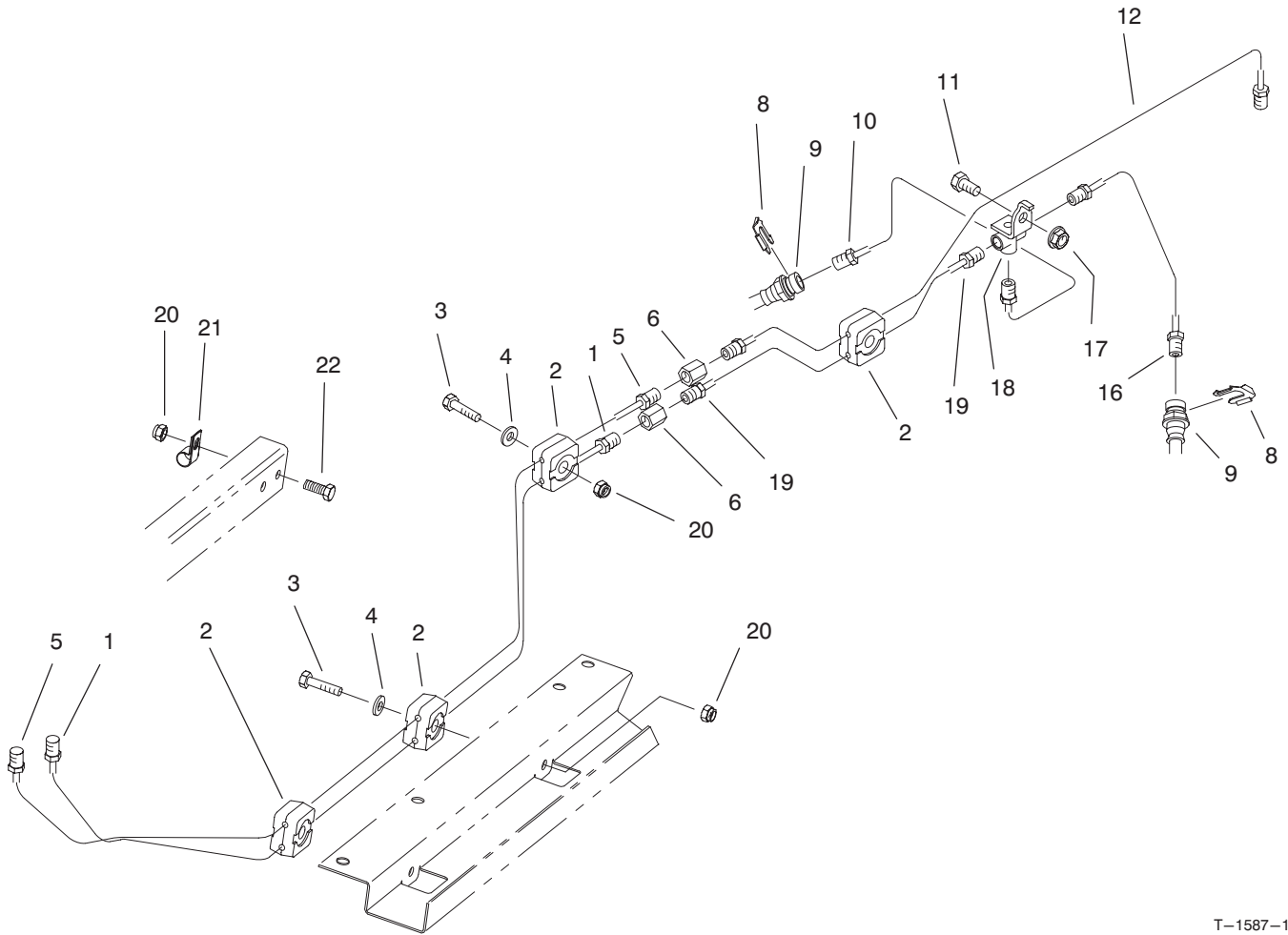


T-2339-1

MASTER BRAKE CYLINDER NO. 94-3800

Ref. No.	Part No.	Description	No. Used
1	87-3040	Reservoir - Master Cylinder (Incl. Ref. #12)	1
2	93-8971	Seal - Port, Flange	2
3	92-4103	Pin - Stop	1
4	92-4102	Secondary Piston Assembly	1
5	92-4110	Clevis	1
6	21-0360	Nut - Hex.	1

Ref. No.	Part No.	Description	No. Used
7	94-5209	Cover - Dust	1
8	94-5210	Rod - Push	1
9	92-4109	Circlip	1
10	92-4108	Washer - Retainer	1
11	92-4101	Primary Piston Assembly	1
12	92-4112	Cap Assembly	1



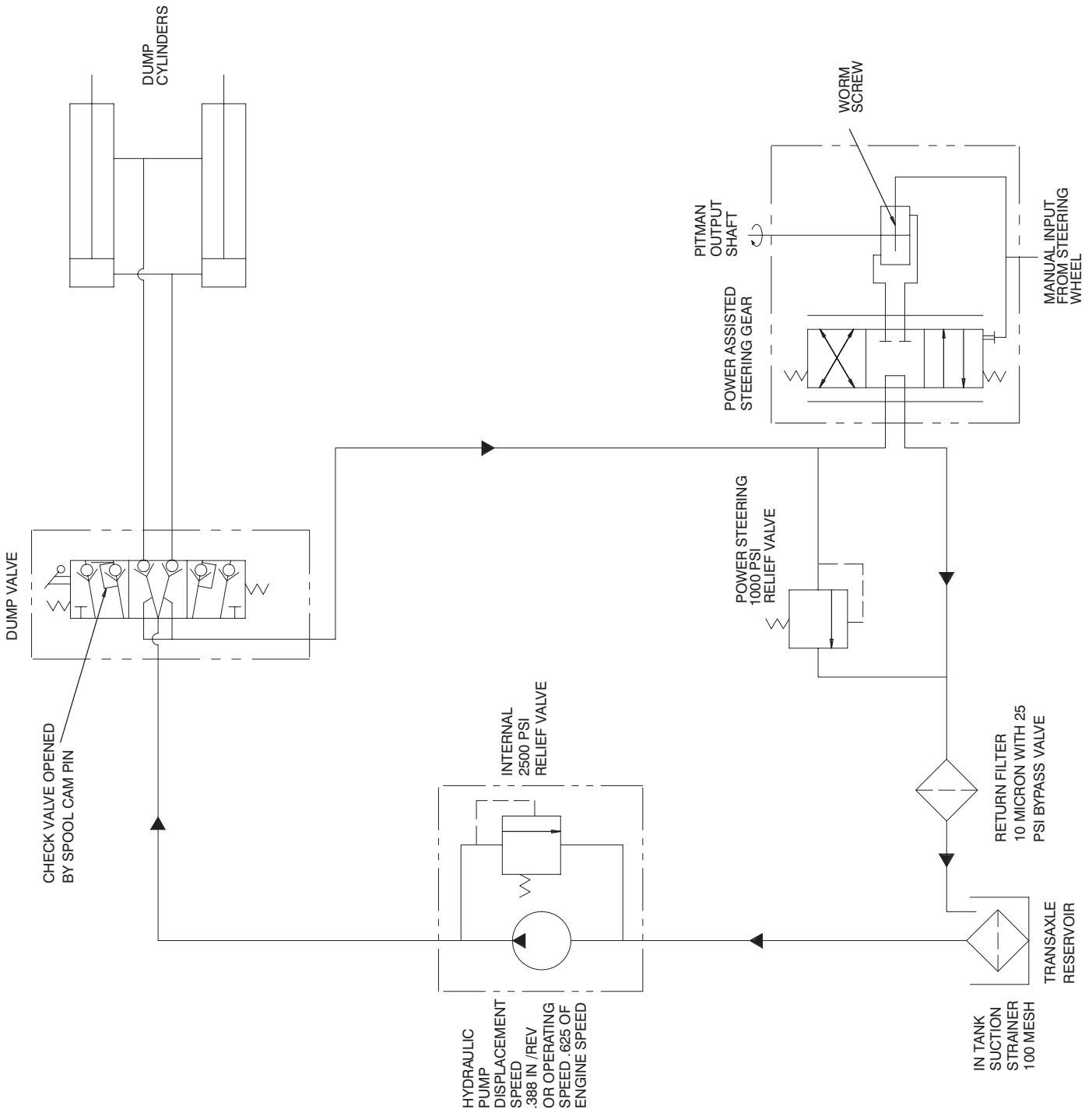
T-1587-1

HYDRAULIC BRAKE LINE ROUTING ASSEMBLY

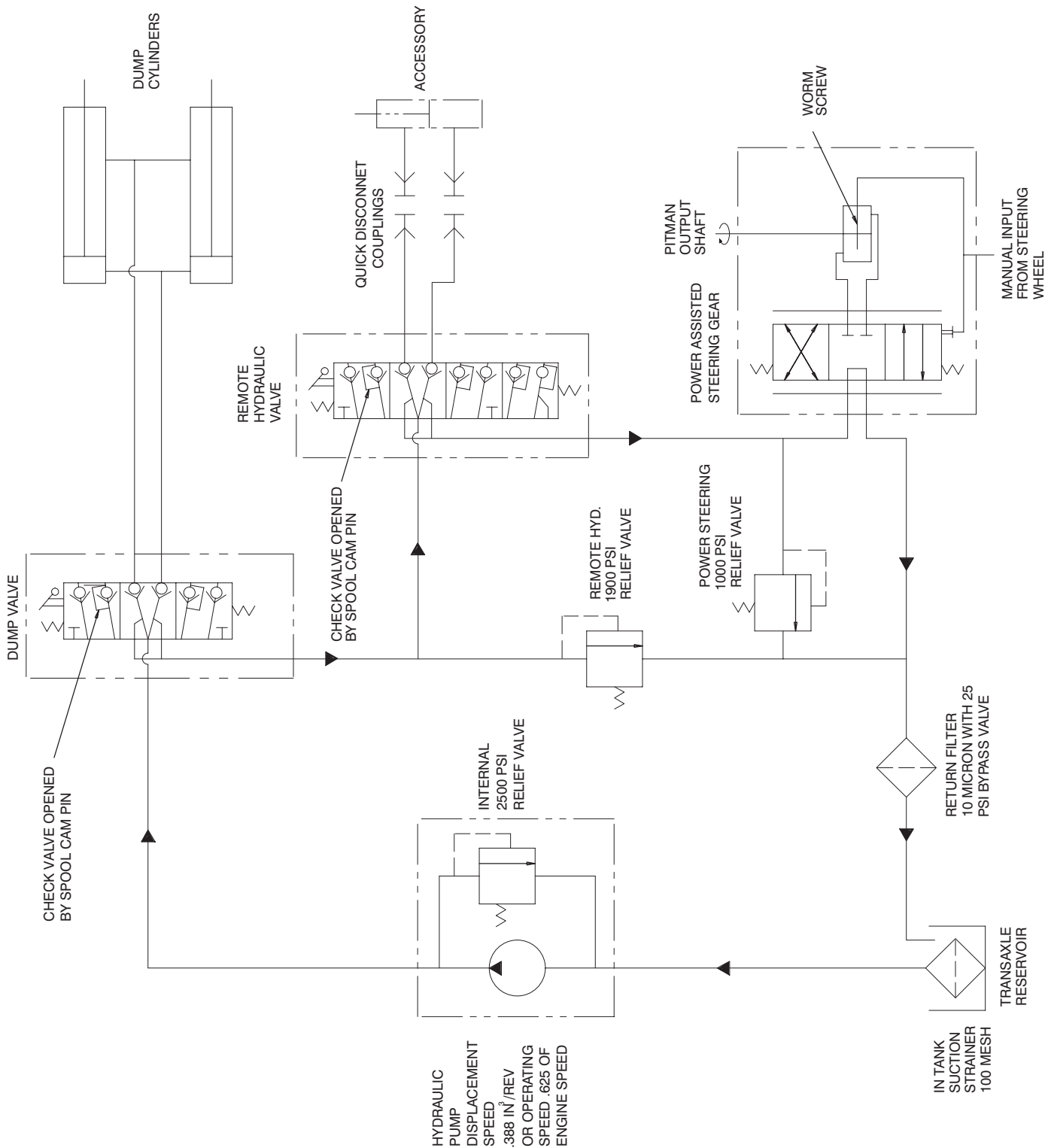
Ref. No.	Part No.	Description	No. Used
1	94-3820	Tube - Brake Front	1
2	87-7660	Clamp - Brake Line	8
3	321-9	Screw - Cap Hex. Hd.	4
4	3256-22	Washer - Flat	4
5	94-3819	Tube - Brake Rear	1
6	87-3570	Fitting - Union	2
8	87-3580	Retainer - Brake Hose	2
9	93-7059	Hose - Brake Front	2
10	93-7081	Tube - Brake Front RH	1

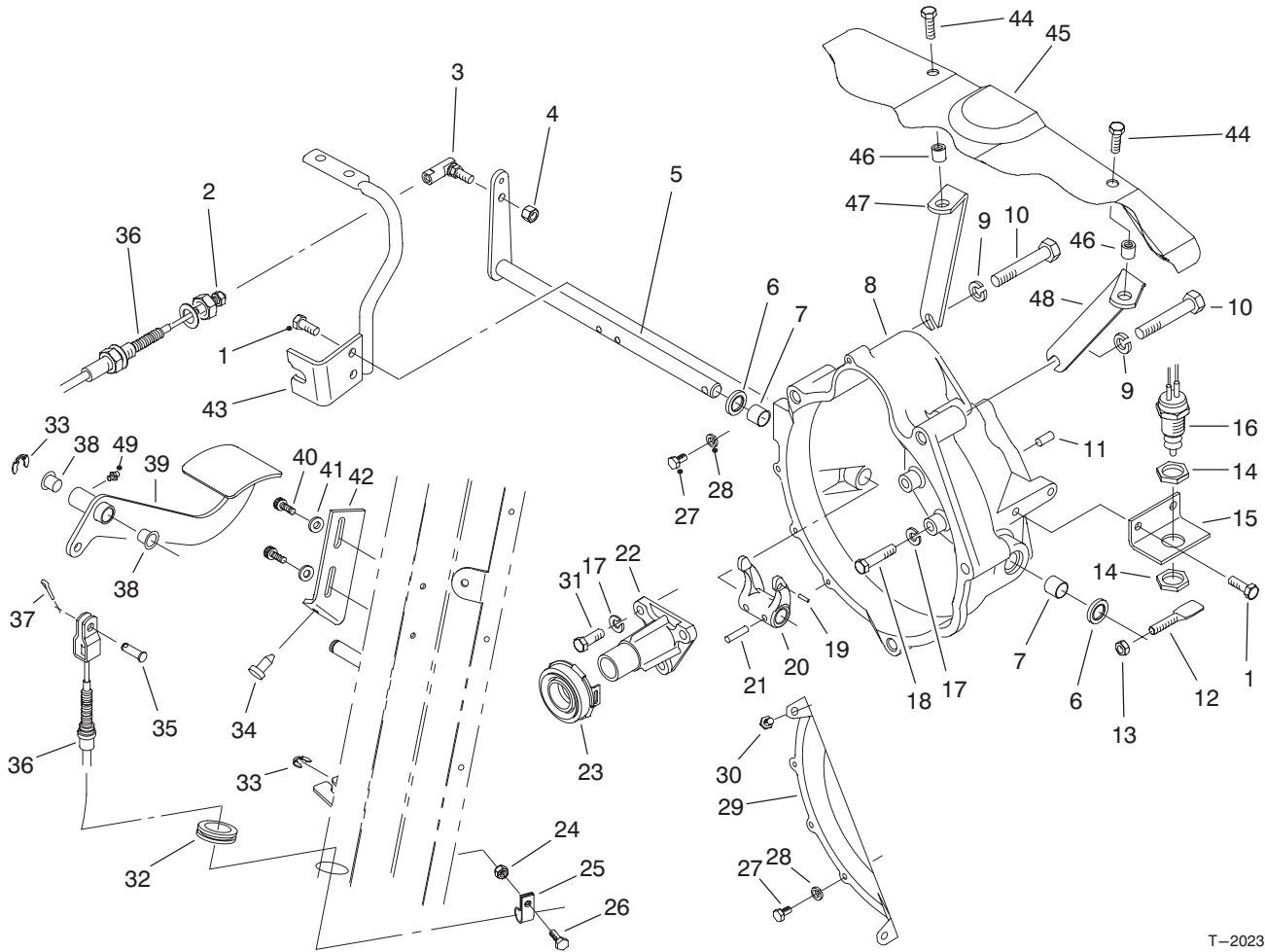
Ref. No.	Part No.	Description	No. Used
11	322-2	Screw - Cap Hex. Hd.	1
12	94-3842	Tube - Brake Rear	1
16	93-7082	Tube - Brake Front LH	1
17	32128-20	Nut - Flange	1
18	87-3560	Tee - Brake Line	1
19	93-7085	Tube - Brake Front	1
20	3296-42	Nut - Lock	5
21	2412-89	Clamp - R	1
22	321-4	Screw - Cap Hex. Hd.	1

HYDRAULIC SCHEMATIC (Models 07200 & 07202)



HYDRAULIC SCHEMATIC (Models 07200TC)



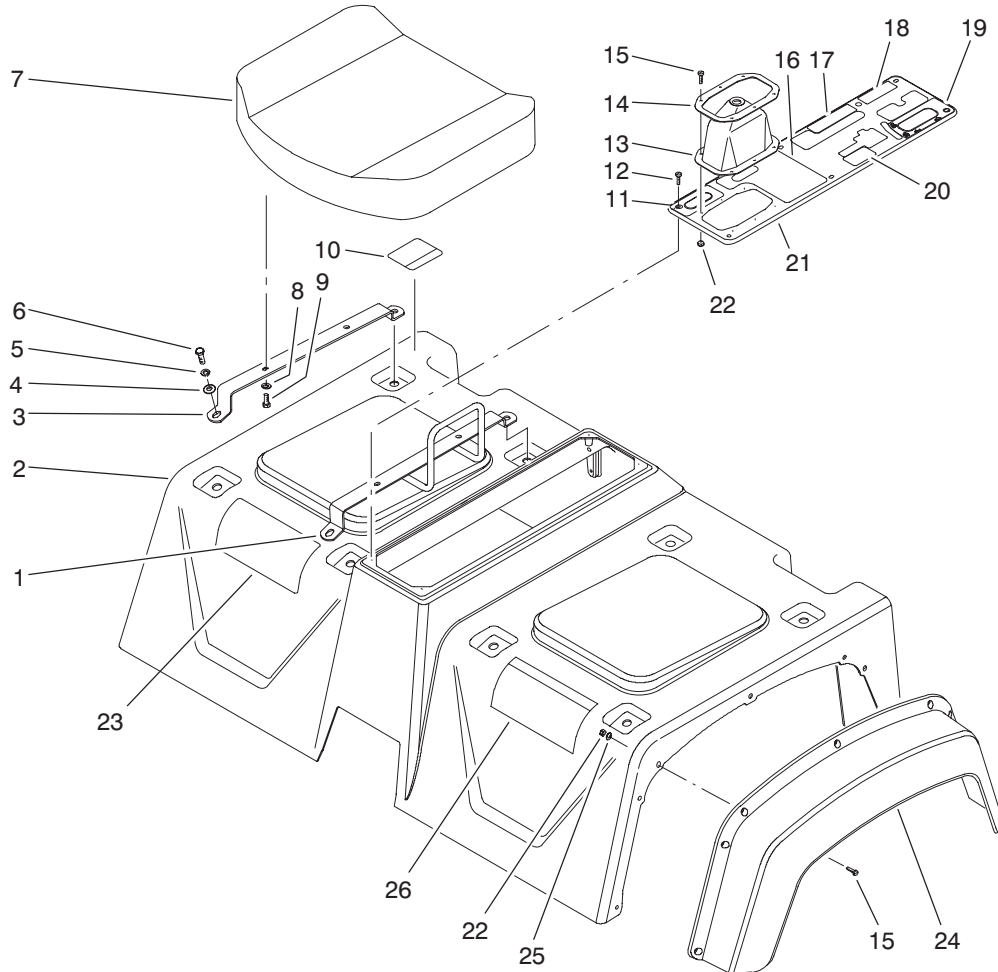


T-2023-1

CLUTCH LINKAGE ASSEMBLY

Ref. No.	Part No.	Description	No. Used
1	66-3160	Screw - Cap Hex. Hd.	2
2	3220-2	Nut - Jam	1
3	2411-33	Joint - Ball	1
4	3296-4	Nut - Lock	1
5	87-5290	Shaft - Release	1
6	87-1920	Seal - Shaft	2
7	87-3770	Bushing - Sleeve	2
8	93-7121	Housing - Bell	1
9	3253-22	Washer - Lock	4
10	56-2150	Screw - Cap Hex. Hd.	4
11	87-1910	Pin - Alignment	2
12	87-5360	Lever	1
13	3296-29	Nut - Lock	1
14	3218-20	Nut - Jam	2
15	87-5350	Bracket - Switch	1
16	87-5490	Switch - Neutral	1
17	42-9850	Washer - Lock	12
18	42-9530	Screw - Cap Hex. Hd.	9
19	32121-7	Pin - Roll	1
20	87-5300	Fork - Clutch	1
21	32121-24	Pin - Roll	2
22	87-5320	Guide - Release	1
23	87-2100	Bearing - Release	1
24	32128-33	Nut - Flange Lock	1
25	2412-89	Clamp - R	1
26	321-4	Screw - Cap Hex. Hd.	1
27	48-7610	Screw - Cap Hex. Hd.	4

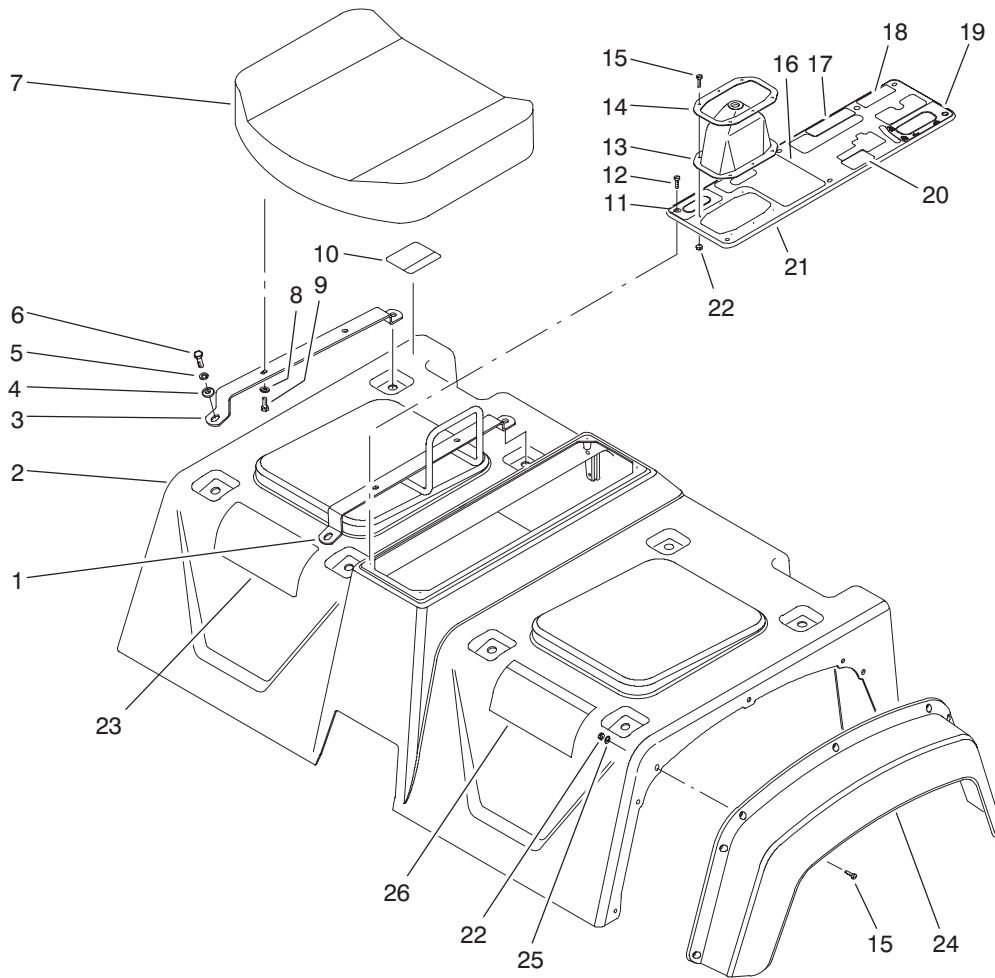
Ref. No.	Part No.	Description	No. Used
28	3253-3	Washer - Lock	4
29	92-1938	Cover - Bell Housing	1
30	92-2129	Screw - Cap Hex. Hd.	2
31	57-6380	Screw - Cap Hex. Hd.	3
32	240-5	Grommet	1
33	32120-47	Ring - E	2
34	87-8460	Bumper	1
35	283-30	Pin - Clevis	1
36	94-3837	Clutch Cable Assembly (Incl. Ref. #2)	1
37	3272-10	Pin - Cotter	1
38	256-156	Bushing - Flange	2
39	93-8958	Pedal - Clutch	1
40	87-6620	Screw - Torx Pan Hd.	2
41	3256-22	Washer - Flat	2
42	87-8710	Tab - Clutch	1
43	87-8480	Bracket - Clutch	1
44	3234-5	Screw - Flange Hd. (Europe)	2
45	92-1345	Cover - Engine (Europe)	1
46	32148-8	Nut - Insert (Europe)	2
47	93-8956	Rear Brace Assy. RH (Europe) (Incl. Ref. #46)	1
48	93-8955	Rear Brace Assy. LH (Europe) (Incl. Ref. #46)	1
49	302-5	Fitting - Grease	1



T-1589

SEAT BASE ASSEMBLY

Ref. No.	Part No.	Description	No. Used	Ref. No.	Part No.	Description	No. Used
1	87-6890	Hold - Hand	1	18	92-2609	Decal - Remote Hyd.	1
2	87-7070	Skirt Assembly (Incl. Ref. #10 & 26)	1	18	93-9866	Decal - Remote Hyd. (Europe)	1
3	87-3800	Bracket - Seat Bottom	3	18	92-5346	Decal - Remote Hyd. (Japan)	1
4	3256-23	Washer - Flat	8	19	87-6010	Decal - Dump Hyd.	1
5	3253-4	Washer - Lock	8	19	93-9444	Decal - Dump Hyd. (Europe)	1
6	322-5	Screw - Cap Hex. Hd.	8	19	92-5353	Decal - Dump Hyd. (Japan)	1
7	87-5060	Cushion - Seat Bottom	2	20	87-6020	Decal - Brake	1
8	3256-22	Washer - Flat	8	20	93-9443	Decal - Brake (Europe)	1
9	321-4	Screw - Cap Hex. Hd.	8	20	92-5304	Decal - Brake (Japan)	1
10	87-5930	Decal - Caution	1	21	87-8080	Console Plate Assembly (Incl. Ref. #11 & 16-20)	1
10	93-9448	Decal - Caution (Europe)	1	22	3296-2	Nut - Lock	20
10	92-5325	Decal - Caution (Japan)	1	23	87-9060	Decal - Quick Ref.	1
11	87-5960	Decal - Axle	1	23	92-5490	Decal - Quick Ref. (DU)	1
11	93-9857	Decal - Axle (Europe)	1	23	92-5491	Decal - Quick Ref. (FR)	1
11	92-5318	Decal - Axle (Japan)	1	23	92-5492	Decal - Quick Ref. (GR)	1
12	32144-52	Screw - Hex. Hd.	6	23	92-5493	Decal - Quick Ref. (IT)	1
13	87-8620	Boot - Shift	1	23	92-5495	Decal - Quick Ref. (SP)	1
14	87-3760	Plate - Shift Boot	1	23	92-5496	Decal - Quick Ref. (SW)	1
15	3250-13	Screw - Hex. Hd.	20	23	93-9436	Decal - Quick Ref. (DN)	1
16	87-5970	Decal - PTO	1	23	93-9437	Decal - Quick Ref. (FN)	1
16	93-9861	Decal - PTO (Europe)	1	23	93-9438	Decal - Quick Ref. (NO)	1
16	92-5360	Decal - PTO (Japan)	1	23	93-9439	Decal - Quick Ref. (PO)	1
17	87-6000	Decal - Differential	1				
17	93-9430	Decal - Differential (Europe)	1				
17	92-5311	Decal - Differential (Japan)	1				

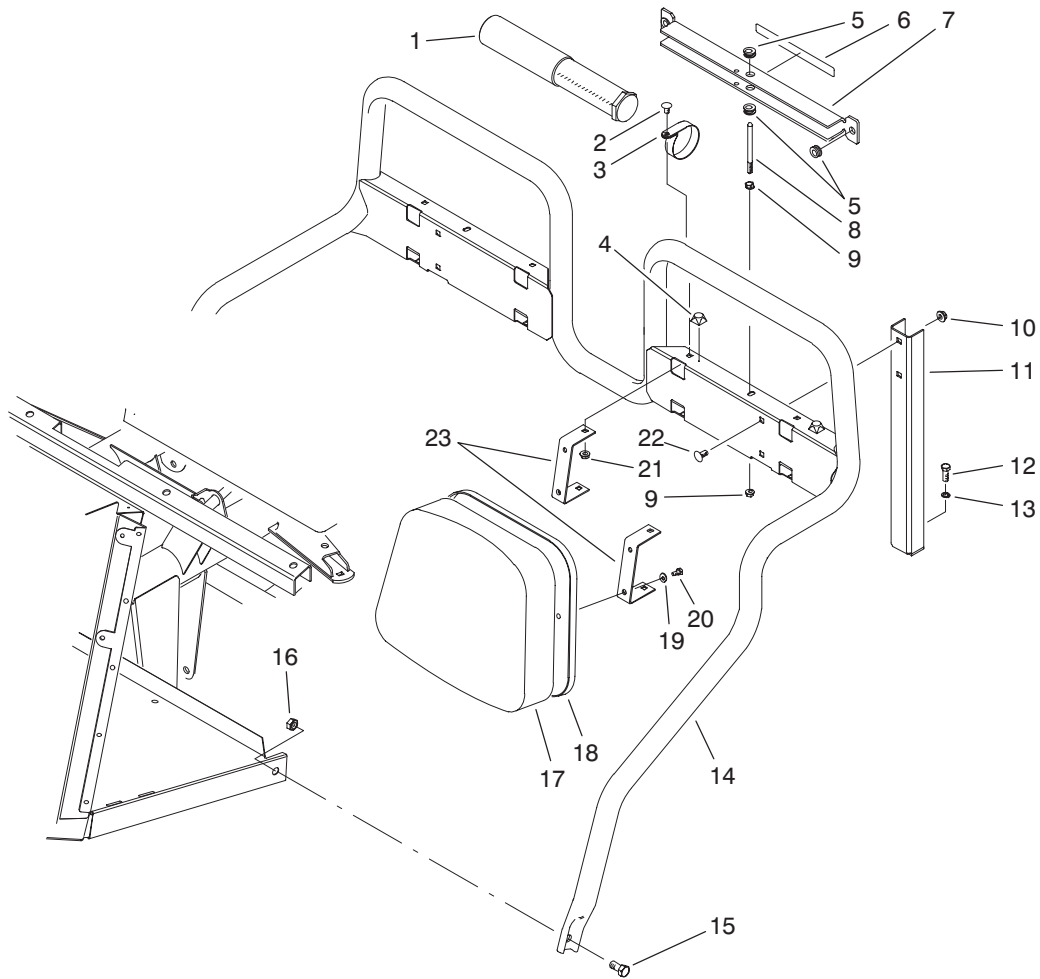


T-1589

SEAT BASE ASSEMBLY

Ref. No.	Part No.	Description	No. Used
23	92-5494	Decal - Quick Ref. (Japan)	1
24	87-9480	Fender - Front	2
25	3256-61	Washer - Flat	14

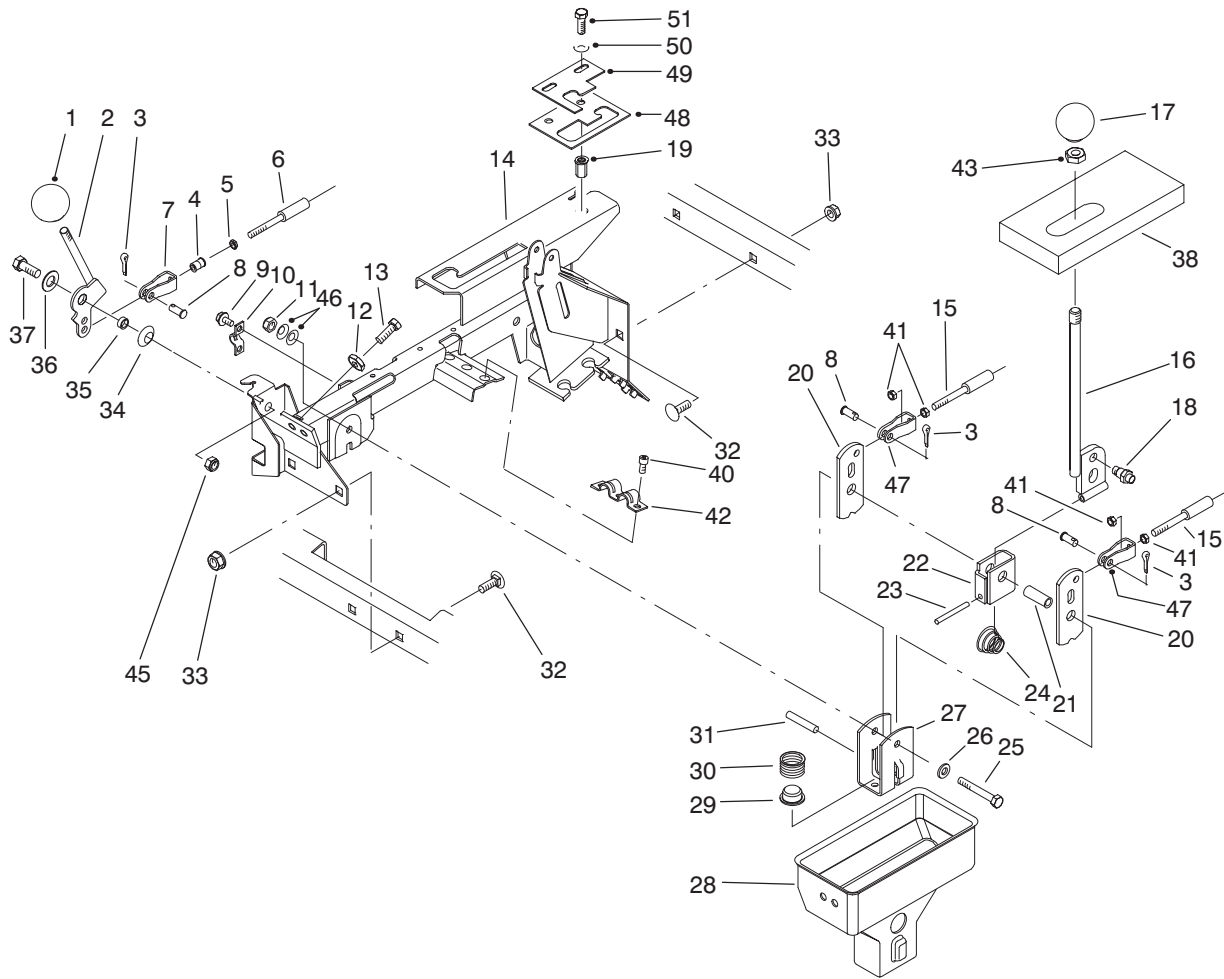
Ref. No.	Part No.	Description	No. Used
26	87-5920	Decal - Danger	1
26	93-9860	Decal - Danger (Europe)	1
26	92-6408	Decal - Danger (Japan)	1



T-1779-1

SEAT BACK ASSEMBLY

Ref. No.	Part No.	Description	No. Used	Ref. No.	Part No.	Description	No. Used
1	74-0720	Tube - Manual	1	11	87-2510	Bracket - Seat Frame	2
2	3230-18	Bolt - Carriage	8	12	323-6	Screw - Cap Hex. Hd.	2
3	2412-133	Clamp - R	2	13	3253-21	Washer - Lock	2
4	111071	Bumper	2	14	87-6170	Frame - Seat	1
5	92-5972	Grommet	4	15	325-4	Screw - Cap Hex. Hd.	2
6	87-7930	Decal - Danger	1	16	3296-23	Nut - Lock	2
6	93-9852	Decal - Danger (Europe)	1	17	87-6290	Cushion - Seat Back	2
6	92-6415	Decal - Danger (Japan)	1	18	87-6280	Plate - Seat Back	2
7	87-7950	Bed Support Assembly (Incl. Ref. #5 & 6)	1	19	3256-22	Washer - Flat	8
8	87-7940	Stud	1	20	321-4	Screw - Cap Hex. Hd.	8
9	32128-44	Nut - Flange Lock	2	21	32128-20	Nut - Flange Lock	8
10	3290-357	Nut - Flange Lock	4	22	3231-21	Bolt - Carriage	4
				23	87-6240	Bracket - Seat Back	4

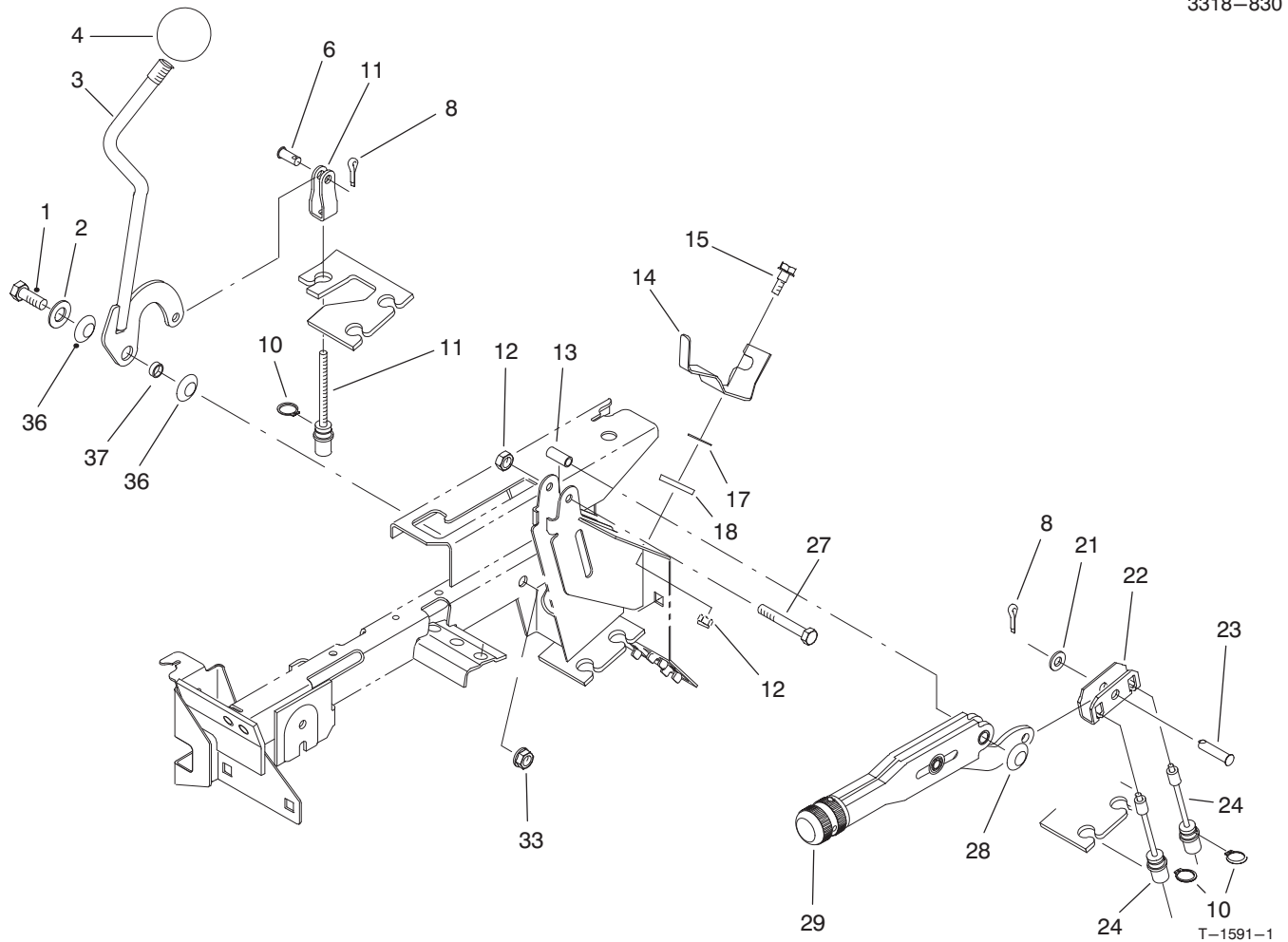


T-2629

HI-LO & SHIFT LEVER ASSEMBLIES

Ref. No.	Part No.	Description	No. Used
1	233-37	Knob	1
2	87-4350	Lever - Hi-Lo	1
3	3272-6	Pin - Cotter	3
4	32148-15	Insert - Threaded	1
5	3219-14	Nut	1
6	87-4420	Hi-Lo Cable Assembly (Incl. Ref. #5)	1
7	87-7160	Assembly - Clevis, Cable (Incl. Ref. #4)	1
8	283-62	Pin - Clevis	3
9	32144-4	Screw - Hex. Washer Hd.	2
10	87-4340	Clamp - Cable	1
11	3296-58	Nut - Lock	2
12	3220-3	Nut - Jam	2
13	3211-8	Screw - Cap Hex. Hd.	2
14	94-5202	Lever Support Assembly (Incl. Ref. #19)	1
15	87-4260	Cable Assembly (Incl. Ref. #41)	2
16	87-2040	Lever - Shift	1
17	87-6720	Knob	1
18	87-3650	Pin - Shift	1
19	32148-7	Nut - Clinch	2
20	87-3540	Link - Shift	2
21	87-2520	Tube - Pivot	1
22	87-6040	Bracket - Shifter	1
23	32121-48	Pin - Roll	1
24	87-2900	Spring - Compression	1

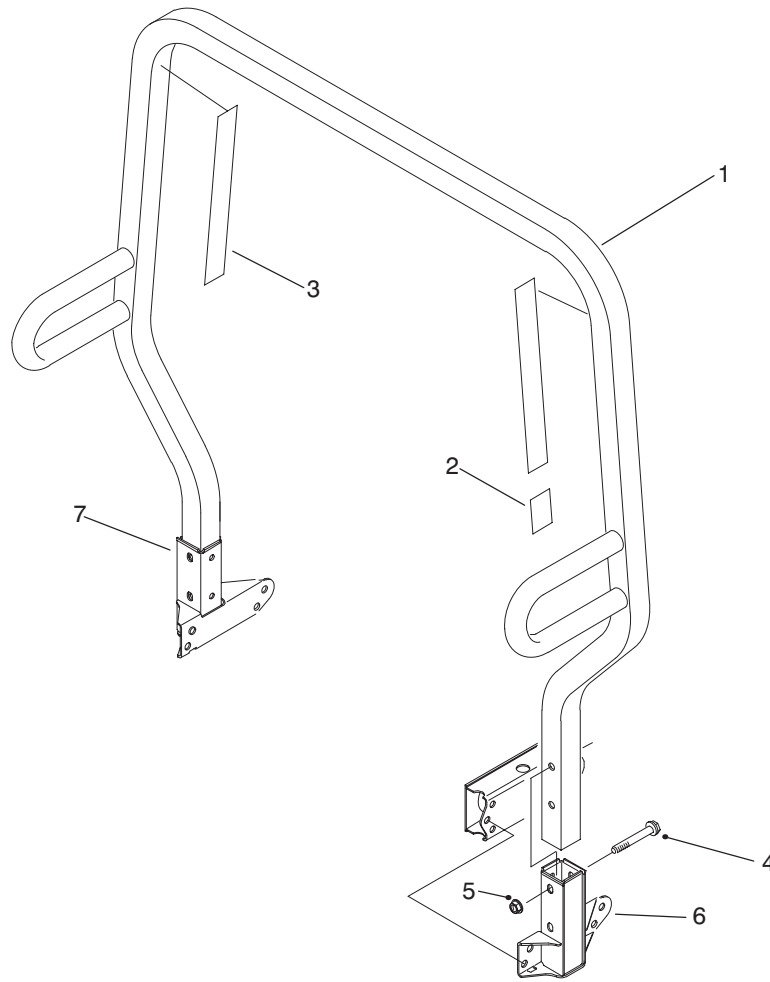
Ref. No.	Part No.	Description	No. Used
25	322-12	Screw - Cap Hex. Hd.	1
26	87-8640	Washer - Flat	1
27	87-3520	Clevis	1
28	87-2260	Boot - Shift Lower	1
29	87-3530	Button - Shifter	1
30	87-3660	Spring - Compression	1
31	3290-507	Pin - Dowel	1
32	3231-21	Bolt - Carriage	4
33	3290-357	Nut - Flange Lock	4
34	3290-221	Washer - Spring	1
35	76-9100	Spacer - Hi-Lo Lever	1
36	49-9150	Washer - Flat	1
37	323-6	Screw - Cap Hex. Hd.	1
38	87-6570	Foam - Seal	1
40	65-5220	Screw - Hex. Socket Hd.	3
41	3220-1	Nut - Jam	4
42	87-4960	Clamp - Cable	1
43	3218-18	Nut - Jam	1
45	3296-39	Nut - Lock	1
46	3290-456	Washer - Belleville	2
47	87-2310	Clevis - Cable	2
48	87-4670	Plate - Detent Lower (Model 07200TC)	1
49	87-4680	Plate - Detent Upper (Model 07200TC)	1
50	3256-23	Washer - Flat	2
51	322-5	Screw - Cap Hex. Hd.	2



DIFFERENTIAL LOCK & PARKING BRAKE ASSEMBLIES

Ref. No.	Part No.	Description	No. Used
1	323-6	Screw - Cap Hex. Hd.	1
2	49-9150	Washer - Flat	1
3	87-5030	Lever - Differential Lock	1
4	233-48	Knob	1
6	283-62	Pin - Clevis	1
8	3272-6	Pin - Cotter	1
10	32120-47	Ring - Retaining	3
11	87-4460	Differential Lock Cable	1
12	3296-42	Nut - Lock	1
13	87-4710	Spacer - Barking Brake	1
14	87-6640	Lever - Dump Stop	1
15	42-3560	Screw - Shoulder	1

Ref. No.	Part No.	Description	No. Used
17	3290-478	Washer - Belleville	1
18	71-5320	Washer - Flat	1
21	3256-23	Washer - Flat	1
22	87-3480	Plate - Brake Equalizer	1
23	94-3829	Pin - Clevis	1
24	87-8240	Cable - Parking Brake	2
27	321-9	Screw - Cap Hex. Hd.	1
28	3290-477	Washer - Curved	1
29	87-2710	Lever - Parking Brake	1
33	3296-39	Nut - Lock	1
36	3290-221	Washer - Spring	2
37	76-2290	Spacer	1

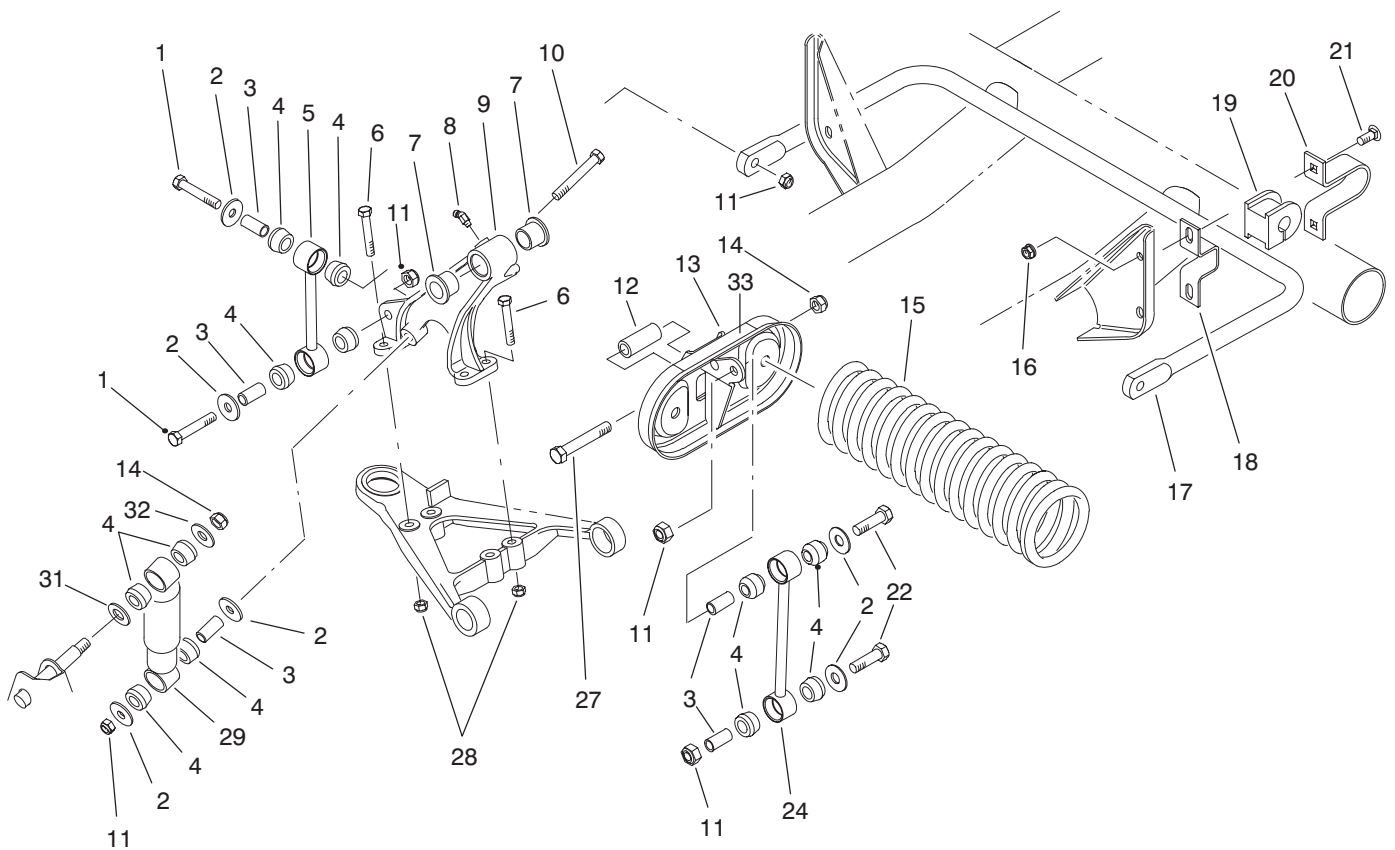


T-1592-1

ROLL OVER PROTECTION SYSTEM (R.O.P.S.) ASSEMBLY

Ref. No.	Part No.	Description	No. Used
1	87-7090	Assembly - Frame, R.O.P.S. (Incl. Ref. #2 & 3)	1
2	87-5940	Decal - Rollover	1
2	93-9850	Decal - Rollover (Europe)	1
2	92-5388	Decal - Rollover (Japan)	1
3	87-5980	Decal - ROPS	2

Ref. No.	Part No.	Description	No. Used
3	93-9859	Decal - ROPS (Europe)	2
3	92-5381	Decal - ROPS (Japan)	2
4	3234-40	Screw - Hex. Flange Hd.	4
5	32128-23	Nut - Flange Lock	4
6	87-6950	Receiver - LH	1
7	87-6960	Receiver - RH	1



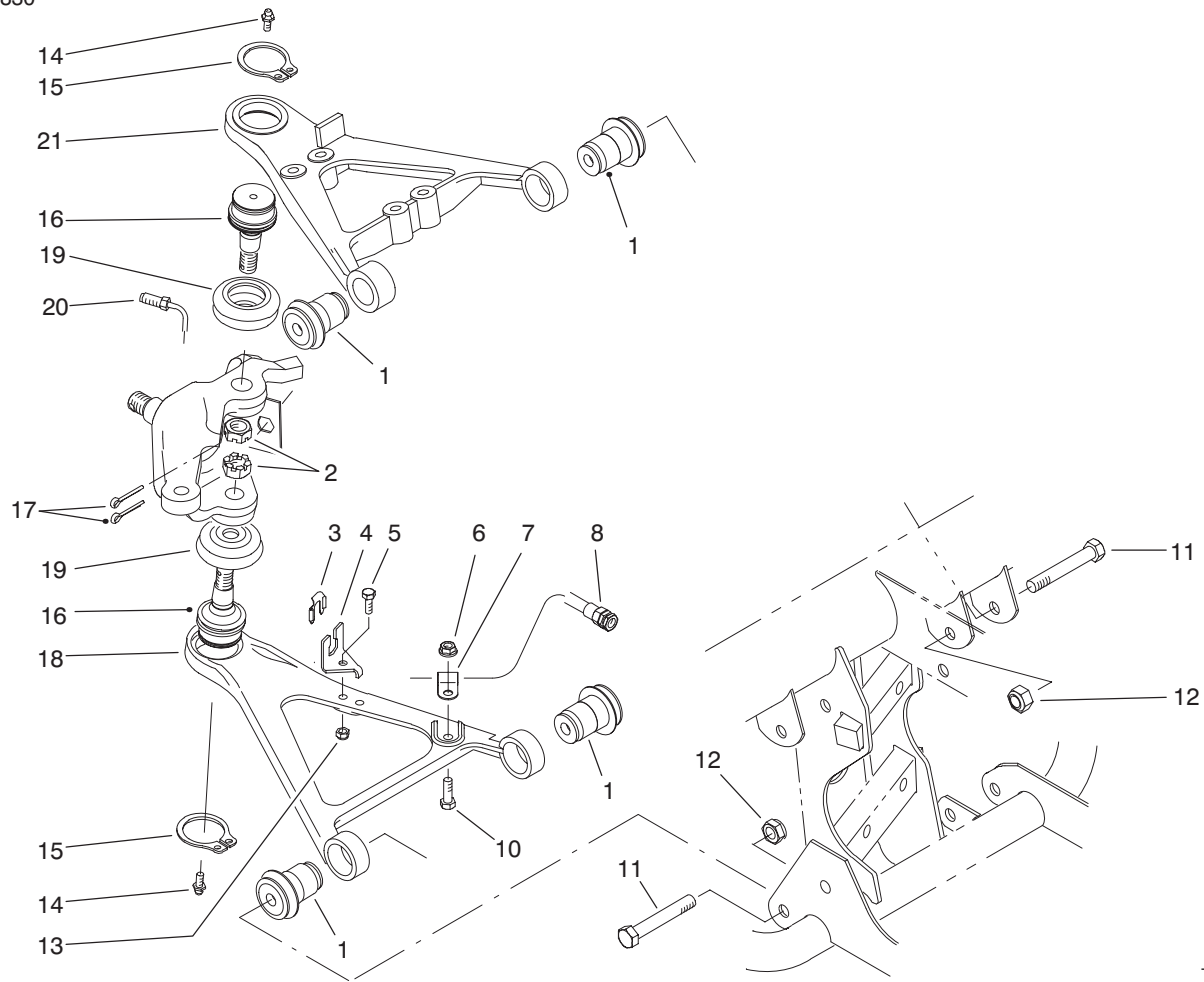
T-1593-1

FRONT SUSPENSION ASSEMBLY

Ref. No.	Part No.	Description	No. Used
1	324-10	Screw - Cap Hex. Hd.	4
2	87-5330	Washer	8
3	87-3600	Spacer	10
4	87-3920	Bushing - Rubber	16
5	87-3860	Link - Anti-Sway Bar	2
6	323-12	Screw - Cap Hex. Hd.	8
7	33-3090	Bushing - Flange	4
8	302-11	Fitting - Grease	1
9	87-0150	Tower - Control Arm RH	1
*	87-0160	Tower - Control Arm LH	1
10	324-13	Screw - Cap Hex. Hd.	2
11	3296-48	Nut - Lock	10
12	87-2500	Sleeve - Spring Pivot	2
13	87-7150	Assembly - Cradle, Spring (Incl. Ref. #33)	2
14	3296-23	Nut - Lock	4
15	87-0690	Spring - Compression	2

Ref. No.	Part No.	Description	No. Used
16	3290-357	Nut - Flange Lock	4
17	87-3850	Bar - Anti-Sway	1
18	87-3890	Bracket - Anti-Sway Bar	2
19	87-3910	Bushing - Anti-Sway Bar	2
20	87-4010	Clamp - Anti-Sway Bar	2
21	3231-3	Bolt - Carriage	4
22	324-9	Screw - Cap Hex. Hd.	4
24	87-2480	Link - Stabilizer	2
27	325-13	Screw - Cap Hex. Hd.	4
28	3296-39	Nut - Lock	8
29	87-3110	Absorber - Shock	2
31	3256-27	Washer - Flat	2
32	3256-6	Washer - Flat	2
33	44-0760	Decal - Warning	2
33	93-9879	Decal - Warning (Europe)	2
33	92-6493	Decal - Warning (Japan)	2

*Not Illustrated



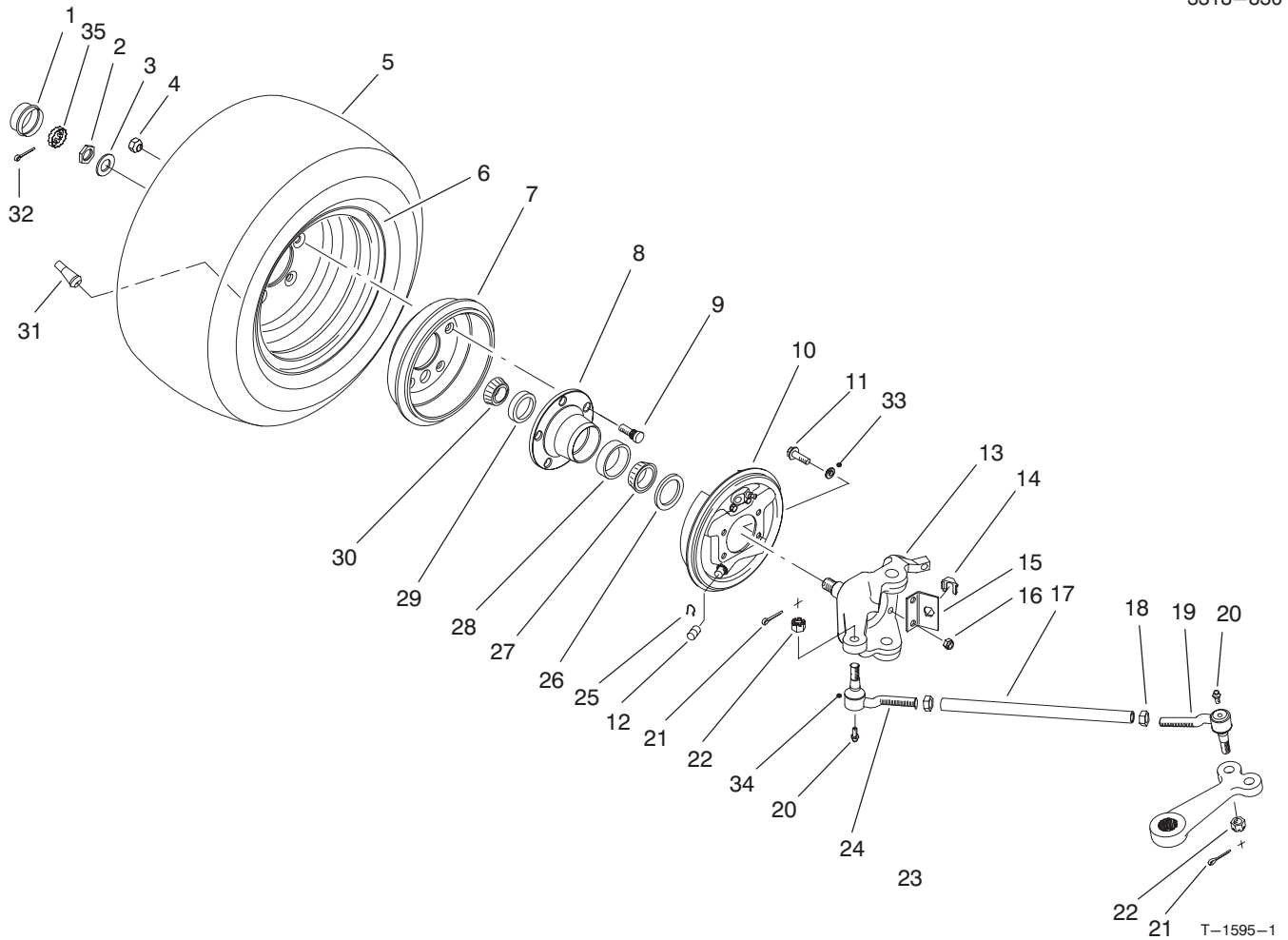
T-1594-1

FRONT SUSPENSION CONTROL ARM ASSEMBLY

Ref. No.	Part No.	Description	No. Used
1	87-1450	Bushing - Rubber	8
2	32136-2	Nut - Slotted	2
3	87-3580	Retainer - Brake Hose	2
4	87-2870	Bracket - Brake Hose	2
5	321-6	Screw - Cap Hex. Hd.	2
6	32128-20	Nut - Flange Lock	2
7	2412-10	Clamp - R	2
8	93-7123	Hose - Brake Front	2
10	322-5	Screw - Cap Hex. Hd.	2
11	325-13	Screw - Cap Hex. Hd	8
12	3296-23	Nut - Flange Lock	8
13	3296-42	Nut - Lock	2

Ref. No.	Part No.	Description	No. Used
14	302-5	Fitting - Grease	4
15	32151-104	Ring - Snap	4
16	87-1430	Joint - Ball	4
17	3272-12	Pin - Cotter	4
18	87-0210	Arm - Control Lower RH	1
*	87-0220	Arm - Control Lower LH	1
19	87-2420	Boot	4
20	87-2800	Tube - Brake RH	1
*	87-2790	Tube - Brake LH	1
21	93-7135	Arm - Control Upper RH	1
*	93-7133	Arm - Control Upper LH	1

*Not Illustrated

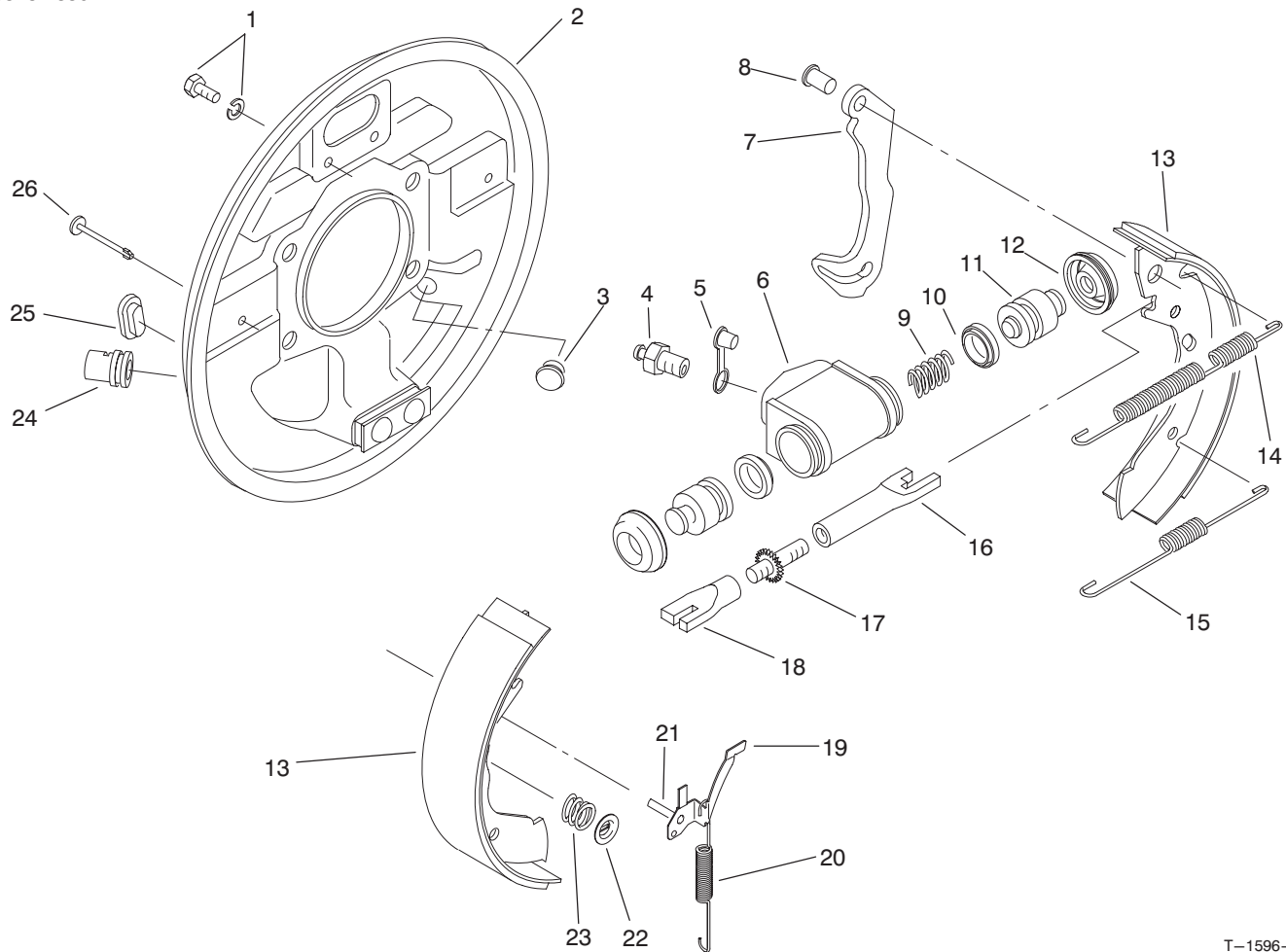


FRONT WHEEL ASSEMBLY

Ref. No.	Part No.	Description	No. Used
1	241-119	Cap Dust	2
2	3220-7	Nut - Jam	2
3	93-0309	Washer - Tab	2
4	23-7270	Nut - Lug	10
5	94-5261	Tire	2
*	94-3809	Tire - Hard Surface (Optional)	2
6	87-5720	Rim	2
7	87-0270	Drum - Brake	2
8	87-5560	Hub - Wheel	2
9	87-8730	Stud - Drive	10
10	87-3010	Brake Assembly - RH	1
*	87-3020	Brake Assembly - LH	1
11	323-8	Screw - Hex. Flange Hd.	8
12	87-3450	Plug	2
13	87-9430	Spindle - RH	1
*	87-9440	Spindle - LH	1
14	87-3580	Retainer	2
15	87-2820	Bracket - Hose	2
16	3296-39	Nut - Lock	8
17	87-2410	Rod - Tie	2
18	3218-21	Nut - Jam	2
19	87-1470	Rod End Assy. - LH Thread (Incl. Ref. # 20-22 & 34)	2

Ref. No.	Part No.	Description	No. Used
*19	94-3804	Rod End Assy. LH Thread (Incl. Ref. #21, 22 & 34) Heavy Duty (Optional)	2
20	302-5	Fitting - Grease	4
21	3272-12	Pin - Cotter	4
22	32136-3	Nut - Slotted	4
23	3220-11	Nut - Jam	2
24	87-1480	Rod End Assy. - RH Thread (Incl. Ref. #20-22 & 34)	2
*	94-3807	Rod End Assy. RH Thread (Incl. Ref. #21, 22 & 34) Heavy Duty (Optional)	2
25	87-3310	Clip - Brake Cable	2
26	87-3590	Seal - Bearing	2
27	254-106	Cone - Bearing	2
28	254-107	Cup - Bearing	2
29	254-72	Cup - Bearing	2
30	254-94	Cone - Bearing	2
31	232-27	Stem - Valve	2
32	3272-12	Pin - Cotter	2
33	3253-21	Washer - Lock	8
34		Seal - Rod End	4
35	93-0307	Nut - Retainer	2
*	87-5340	Seal Kit - Tie Rod End (Incl. Ref. #20-22 & 34)	4

*Not Illustrated



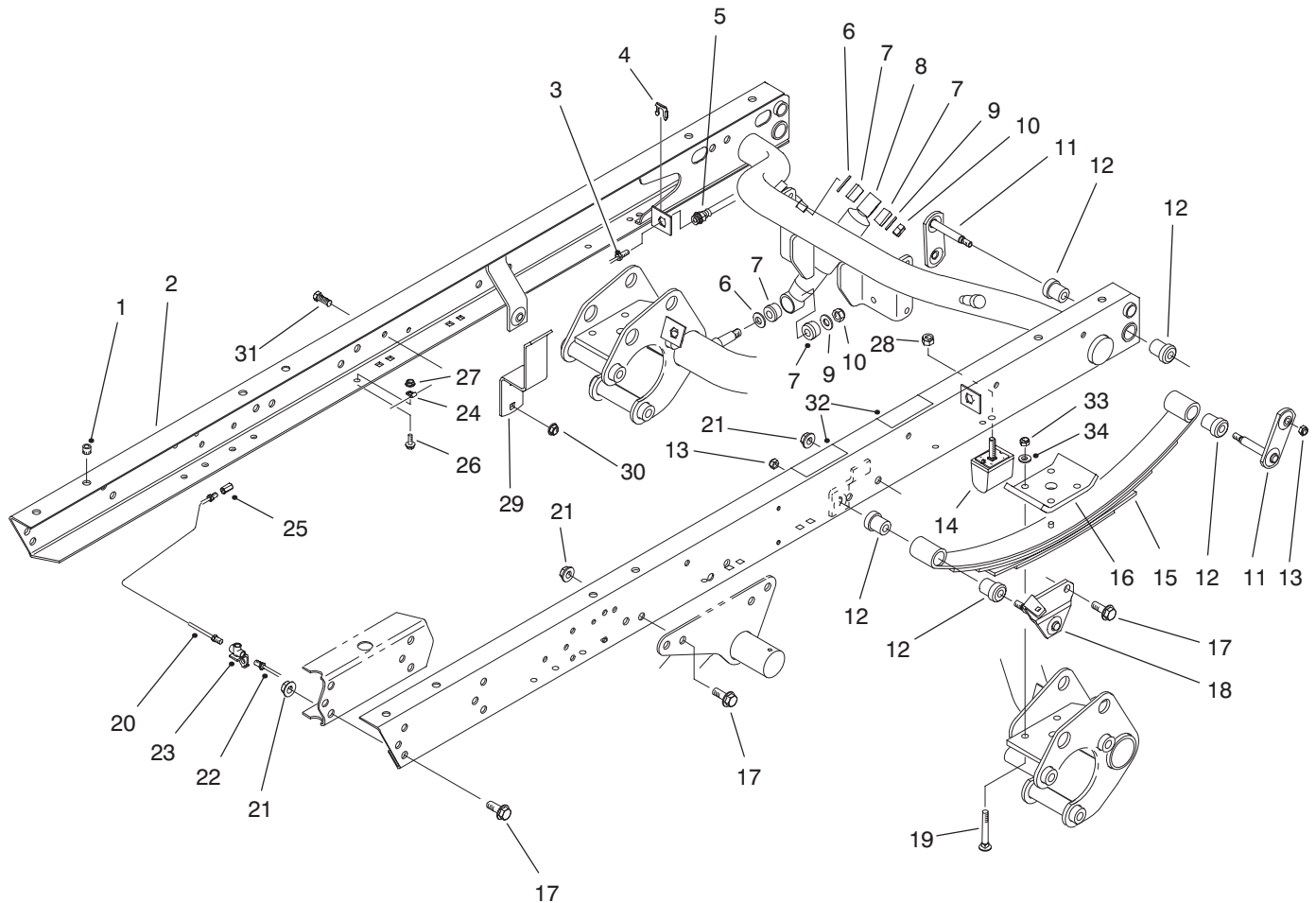
T-1596-1

FRONT BRAKE ASSEMBLY

Ref. No.	Part No.	Description	No. Used
1	92-4135	Set Bolt	2
2	92-4115	Backplate Assembly LH (Incl. Ref. #24)	1
*	92-4116	Backplate Assembly RH (Incl. Ref. #24)	1
3	92-4125	Plug	1
4	92-4113	Screw - Bleed	1
5	92-4114	Cap - Bleed Screw	1
6		Body	1
7		Lever - Operating LH/RH	1
8		Pin	1
9		Spring	1
10		Seal - 'L' Type	2
11		Piston	2
12		Cover - Dust	2
13	92-4120	Shoe & Lining Set (Incl. Ref. #7 & 8)	1
14	92-4126	Spring - Shoe, Upper LH	1
*	92-4127	Spring - Shoe, Upper RH	1
15	92-4128	Spring - Shoe, Lower	1
16		Pushrod - Female LH	1
*		Pushrod - Female RH	1
17		Bolt - Adjuster	1
18		Sleeve - Adjuster	1

Ref. No.	Part No.	Description	No. Used
19	92-4123	Assembly - Pawl LH (Incl. Ref. #21)	1
*	92-4124	Assembly - Pawl RH (Incl. Ref. #21)	1
20	92-4129	Spring - Adjuster, LH	1
*	92-4130	Spring - Adjuster, RH	1
21		Pin - Pawl	1
22	92-4131	Washer - Hold Down	2
23	92-4132	Spring - Hold Down	2
24		Guide - Pipe	1
25	92-4134	Plug - Inspection	1
26	92-4133	Pin - Hold Down	2
*	92-4121	Assembly - Adjuster LH (Incl. Ref. #16-18)	1
*	92-4122	Assembly - Adjuster RH (Incl. Ref. #16-18)	1
*	92-4117	Assy. - Wheel Cylinder LH (Incl. Ref. #4-6 & 9-12)	1
*	92-4118	Assy. - Wheel Cylinder RH (Incl. Ref. #4-6 & 9-12)	1
*	92-4119	Kit - Seal (Incl. Ref. #10 & 12)	1
*	87-3010	Front Brake Assembly - RH (Complete)	1
*	87-3020	Front Brake Assembly - LH (Complete)	1

*Not Illustrated

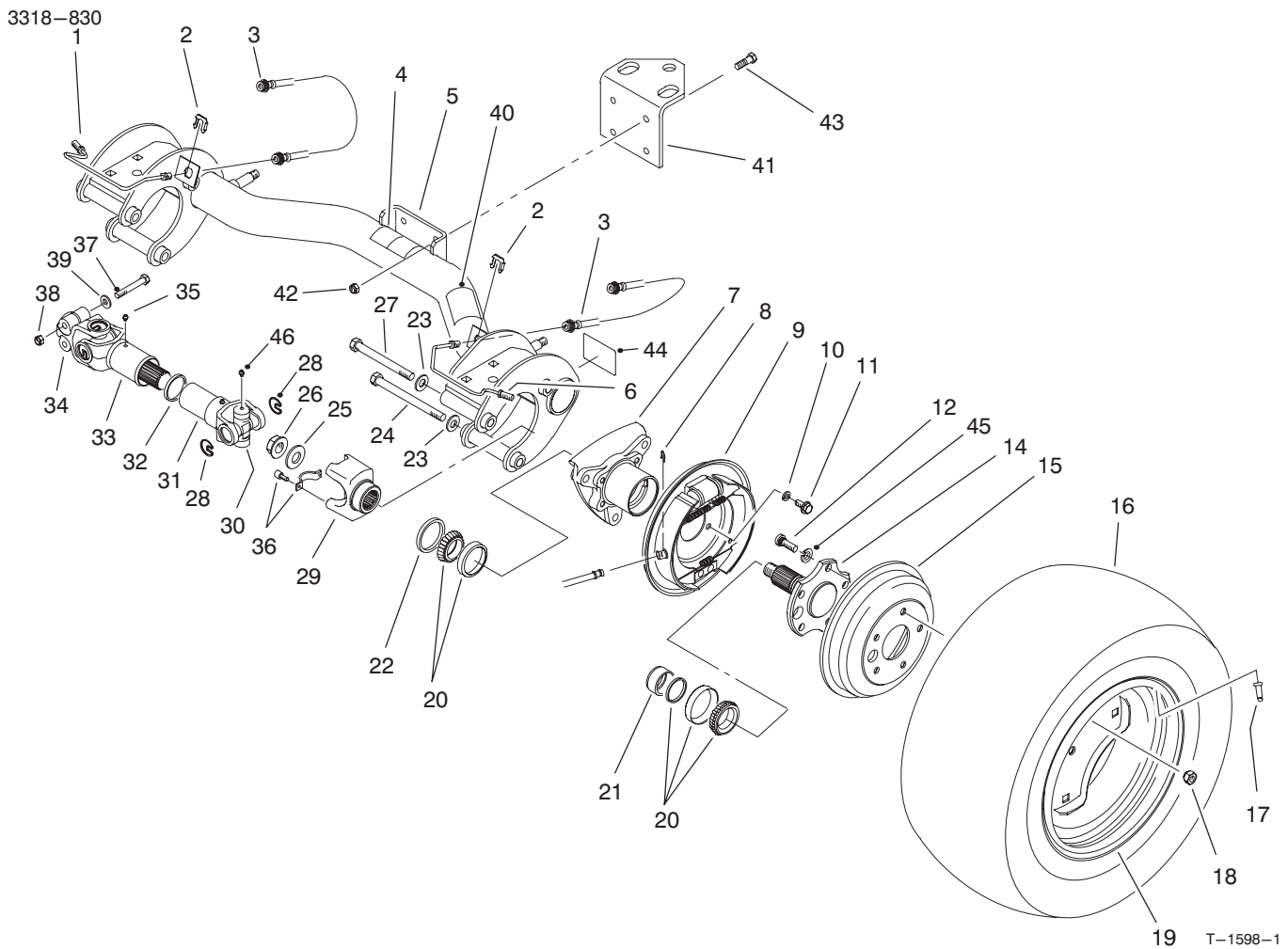


T-1597-1

REAR FRAME ASSEMBLY

Ref. No.	Part No.	Description	No. Used	Ref. No.	Part No.	Description	No. Used
1	32148-9	Insert - Threaded	8	*	87-3940	Mount - Spring RH	1
2	87-8440	Assembly - Rear Frame (Incl. Ref. #1 & 32)	1	19	3232-17	Bolt - Carriage	8
3	94-3846	Tube - Brake RH	1	20	94-3845	Tube - Brake RH	1
*	94-3844	Tube - Brake LH	1	21	32128-23	Nut - Flange Lock	24
4	87-3580	Retainer	2	22	94-3843	Tube - Brake LH	1
5	87-4100	Hose - Brake	2	23	87-3560	Tee - Brake Tube	1
6	3256-27	Washer - Flat	4	24	2412-149	Clamp - Tube	4
7	87-3920	Bushing - Rubber	8	25	87-3570	Union - Brake Line	1
8	87-3110	Shock Absorber	2	26	321-4	Screw - Hex. Flange Hd.	4
9	3256-6	Washer - Flat	4	27	32128-33	Nut - Flange Lock	4
10	3296-23	Nut - Lock	4	28	48-9520	Nut - Lock	2
11	87-3980	Shackle - Spring	4	29	87-6690	Guard - Induction Chamber	1
12	87-4760	Bushing	12	30	3290-357	Nut - Flange Head	2
13	3296-39	Nut - Lock	6	31	323-6	Screw - Cap Hex. Hd.	2
14	87-3470	Bumper - Spring	2	32	66-6840	Decal - Caution	2
15	87-1490	Spring - Leaf	2	32	93-8071	Decal - Caution (Europe)	2
16	87-7470	Plate - Clamp	2	32	92-6479	Decal - Caution (Japan)	2
17	3234-38	Screw - Hex. Flange Hd.	24	33	3296-76	Nut - Lock	8
18	87-3960	Mount - Spring LH	1	34	87-7480	Washer - Flat	8

*Not Illustrated

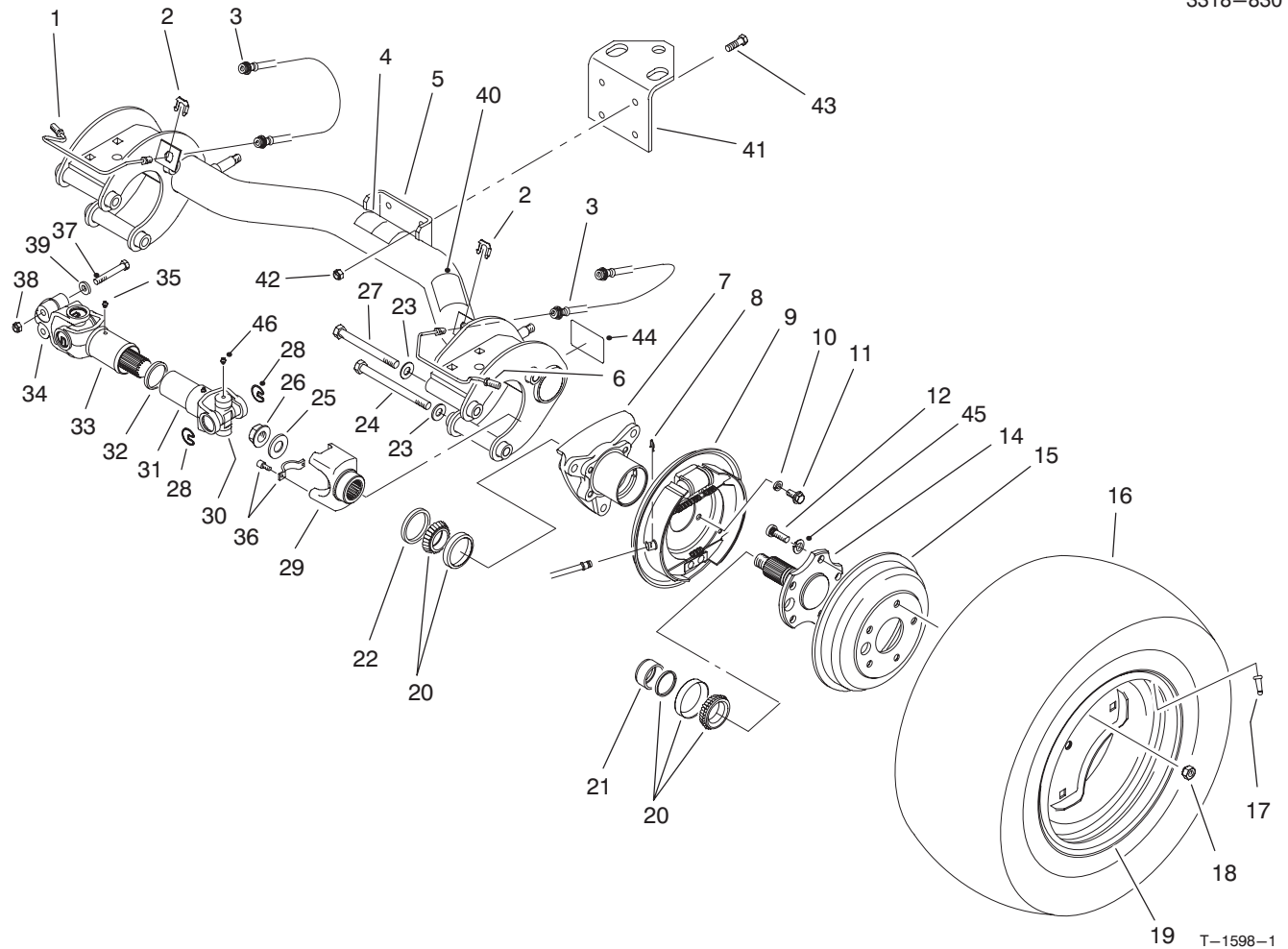


REAR AXLE ASSEMBLY

Ref. No.	Part No.	Description	No. Used
1	87-4090	Tube – Brake RH	1
2	87-3580	Retainer – Brake Hose	2
3	87-4100	Hose – Brake	2
4	87-6060	Decal – ATF	1
4	93-9442	Decal – ATF (Europe)	1
4	92-5473	Decal – ATF (Japan)	1
5	87-7110	Assembly – Axle, Rear (Incl. Ref. #4, 40 & 44)	1
6	87-4080	Tube – Brake LH	1
7	87-2240	Housing – Axle	2
8	87-3310	Clip – Brake Cable	2
9	93-7126	Brake Assembly LH	1
*	93-7125	Brake Assembly RH	1
10	3253-21	Washer – Lock	8
11	323-6	Screw – Cap Hex. Hd.	8
12	87-2080	Stud – Drive	10
14	93-7090	Stub – Axle	2
15	93-7128	Drum – Brake	2
16	87-6740	Tire – Rear 24"	2
*	87-3290	Tire – Rear 23" (Optional)	2
17	232-27	Valve – Stem	2
18	23-7270	Nut – Lug	10
19	87-6750	Rim – Rear 24"	2
*	87-3000	Rim – Rear 23" (Optional)	2

Ref. No.	Part No.	Description	No. Used
20	87-1970	Bearing Matched Set	2
21	87-4060	Spacer – Bearing	2
22	87-3590	Seal – Bearing	2
23	87-7270	Washer – Flat	6
24	325-20	Screw – Cap Hex. Hd.	5
25	87-3060	Washer – Flat	2
26	32128-53	Nut – Flange Lock	2
27	325-19	Screw – Cap Hex. Hd.	1
28	92-4188	Ring – Snap	12
29	92-4190	Yoke – End	2
30	92-4187	Cross & Bearing Kit	4
31	92-4182	Yoke & Hub	2
32	92-4180	Seal	2
33	92-4179	Yoke, Shaft & Seal Tube	2
34	92-4177	Yoke – Double Clamp	2
35	302-5	Fitting – Grease	4
36	92-4189	Strap & Bolt Kit	2
37	87-8700	Screw – Cap Hex. Hd.	4
38	32128-36	Nut – Lock	4
39	80-6990	Washer	4
40	87-5990	Decal – PTO	1
40	93-9862	Decal – PTO (Europe)	1
40	92-5367	Decal – PTO (Japan)	1
41	92-5951	Angle – Hitch	1
42	3296-39	Nut – Lock	4
43	323-7	Screw – Cap Hex. Hd.	4

*Not Illustrated

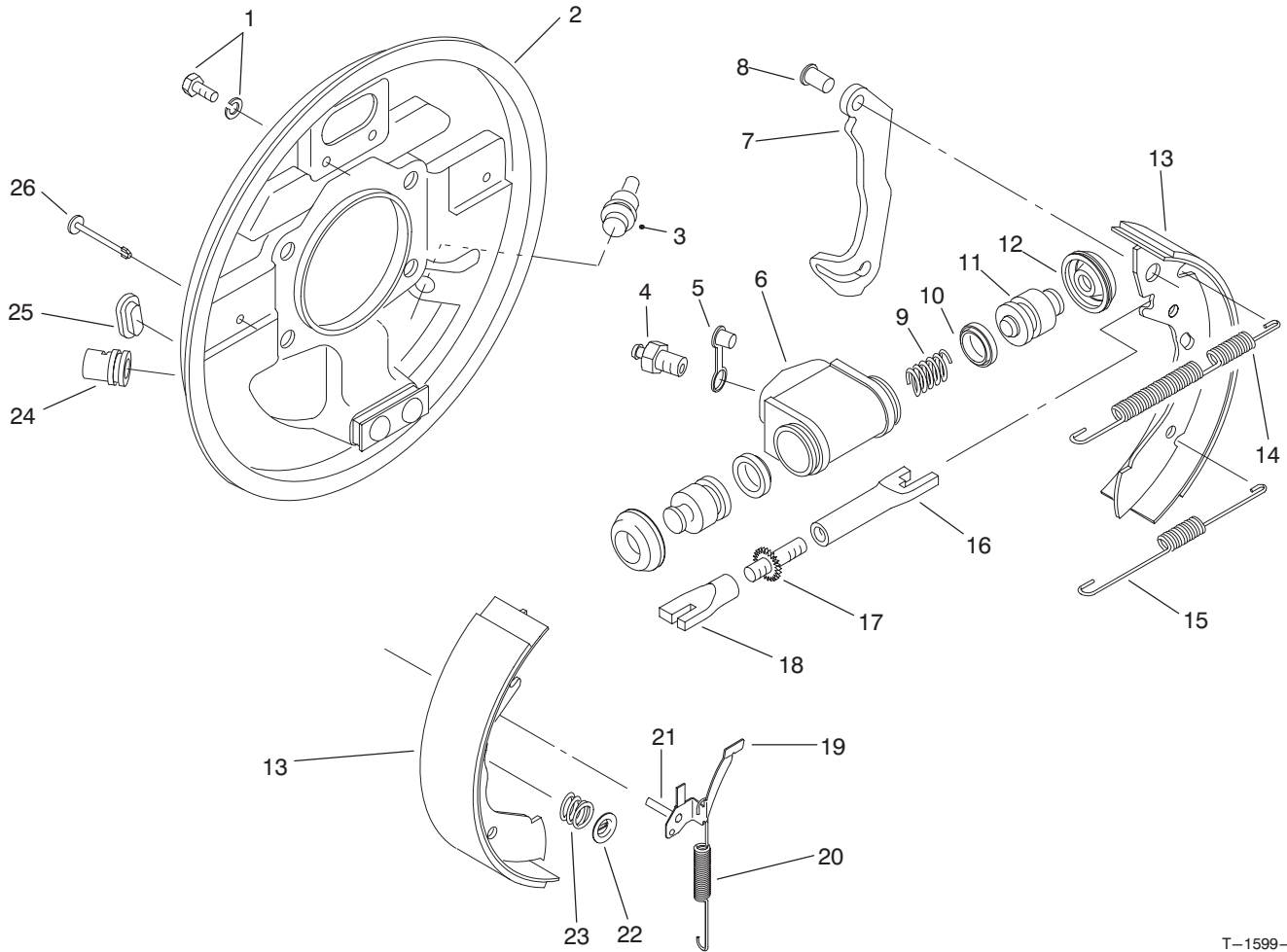


REAR AXLE ASSEMBLY (Continued)

Ref. No.	Part No.	Description	No. Used
44	87-9080	Decal - Grease	2
44	93-9449	Decal - Grease (Europe)	2
44	92-6444	Decal - Grease (Japan)	2
45	3253-6	Washer - Lock	10
46	302-58	Fitting - Grease	16

Ref. No.	Part No.	Description	No. Used
*	94-5224	Driveshaft Assembly (Incl. Ref. #28, 30-35 & 46)	2
*	87-5370	Rear Tire & Wheel Assembly (24")	2
*	87-6370	Rear Tire & Wheel Assembly (Optional 23")	2

*Not Illustrated



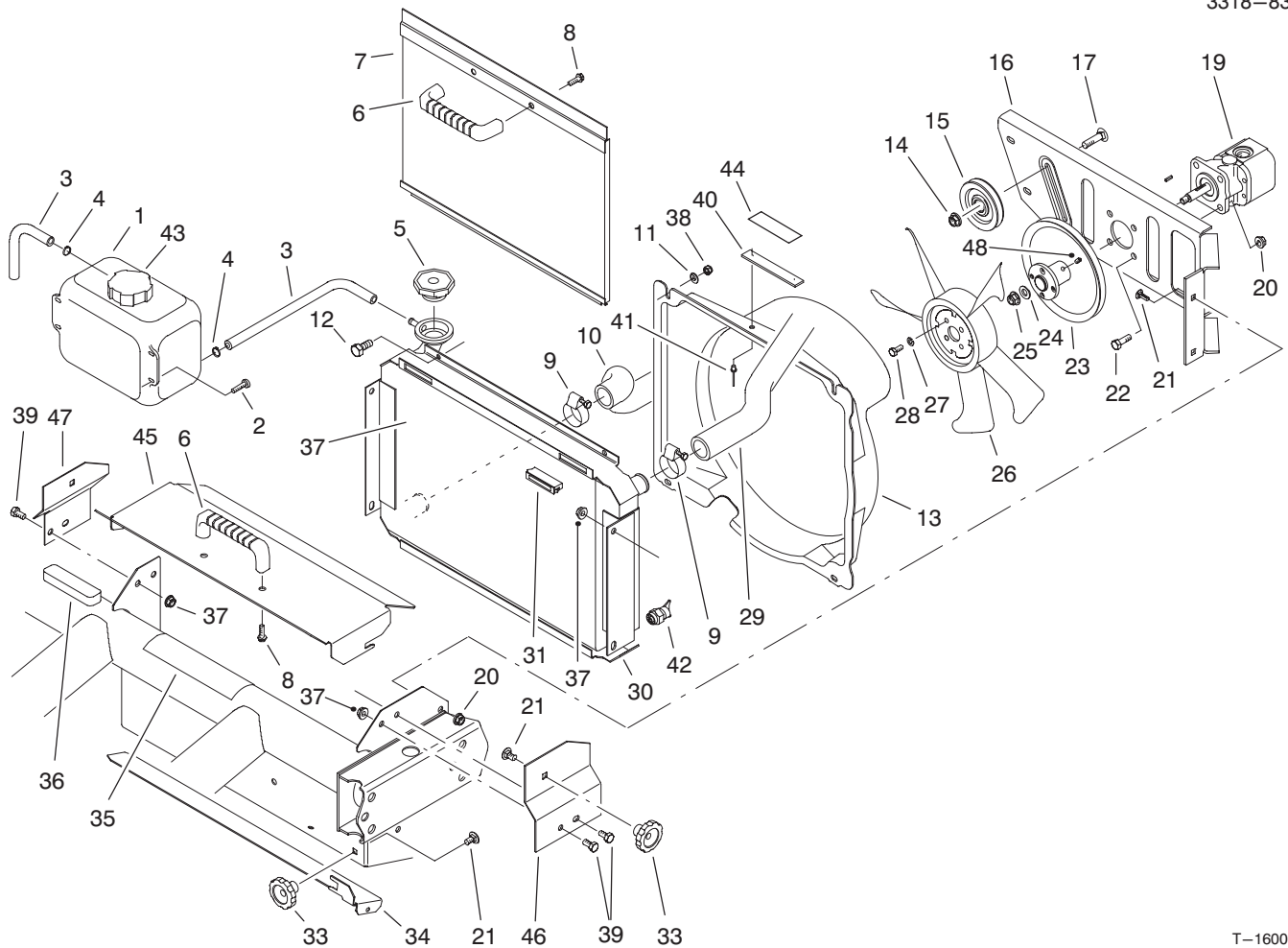
T-1599-1

REAR BRAKE ASSEMBLY

Ref. No.	Part No.	Description	No. Used
1	92-4135	Set Bolt	2
2	92-4136	Backplate Assembly LH (Incl. Ref. #24)	1
*	92-4100	Backplate Assembly RH (Incl. Ref. #24)	1
3	92-4146	Plug	1
4	92-4137	Screw - Bleed	1
5	92-4114	Cap - Bleed Screw	1
6		Body	1
7		Lever - Operating LH/RH	1
8		Pin	1
9		Spring	1
10		Seal - 'L' Type	2
11		Piston	2
12		Cover - Dust	2
13	92-4143	Shoe & Lining Set (Incl. Ref. #7 & 8)	1
14	92-4147	Spring - Shoe, Upper LH	1
*	92-4148	Spring - Shoe, Upper RH	1
15	92-4149	Spring - Shoe, Lower	1
16		Pushrod - Female LH	1
*		Pushrod - Female RH	1
17		Bolt - Adjuster	1
18		Sleeve - Adjuster	1

Ref. No.	Part No.	Description	No. Used
19	92-4123	Assembly - Pawl LH (Incl. Ref. #21)	1
*	92-4124	Assembly - Pawl RH (Incl. Ref. #21)	1
20	92-4150	Spring - Adjuster, LH	1
*	92-4151	Spring - Adjuster, RH	1
21		Pin - Pawl	1
22	92-4131	Washer - Hold Down	2
23	92-4152	Spring - Hold Down	2
24		Guide - Pipe	1
25	92-4134	Plug - Inspection	1
26	92-4133	Pin - Hold Down	2
*	92-4144	Assembly - Adjuster LH (Incl. Ref. #16-18)	1
*	92-4145	Assembly - Adjuster RH (Incl. Ref. #16-18)	1
*	92-4140	Assy. - Wheel Cylinder LH (Incl. Ref. #4-6 & 9-12)	1
*	92-4141	Assy. - Wheel Cylinder RH (Incl. Ref. #4-6 & 9-12)	1
*	92-4142	Seal Kit (Incl. Ref. #10 & 12)	1
*	93-7125	Rear Brake Assembly - RH (Complete)	1
*	93-7126	Rear Brake Assembly - LH (Complete)	1

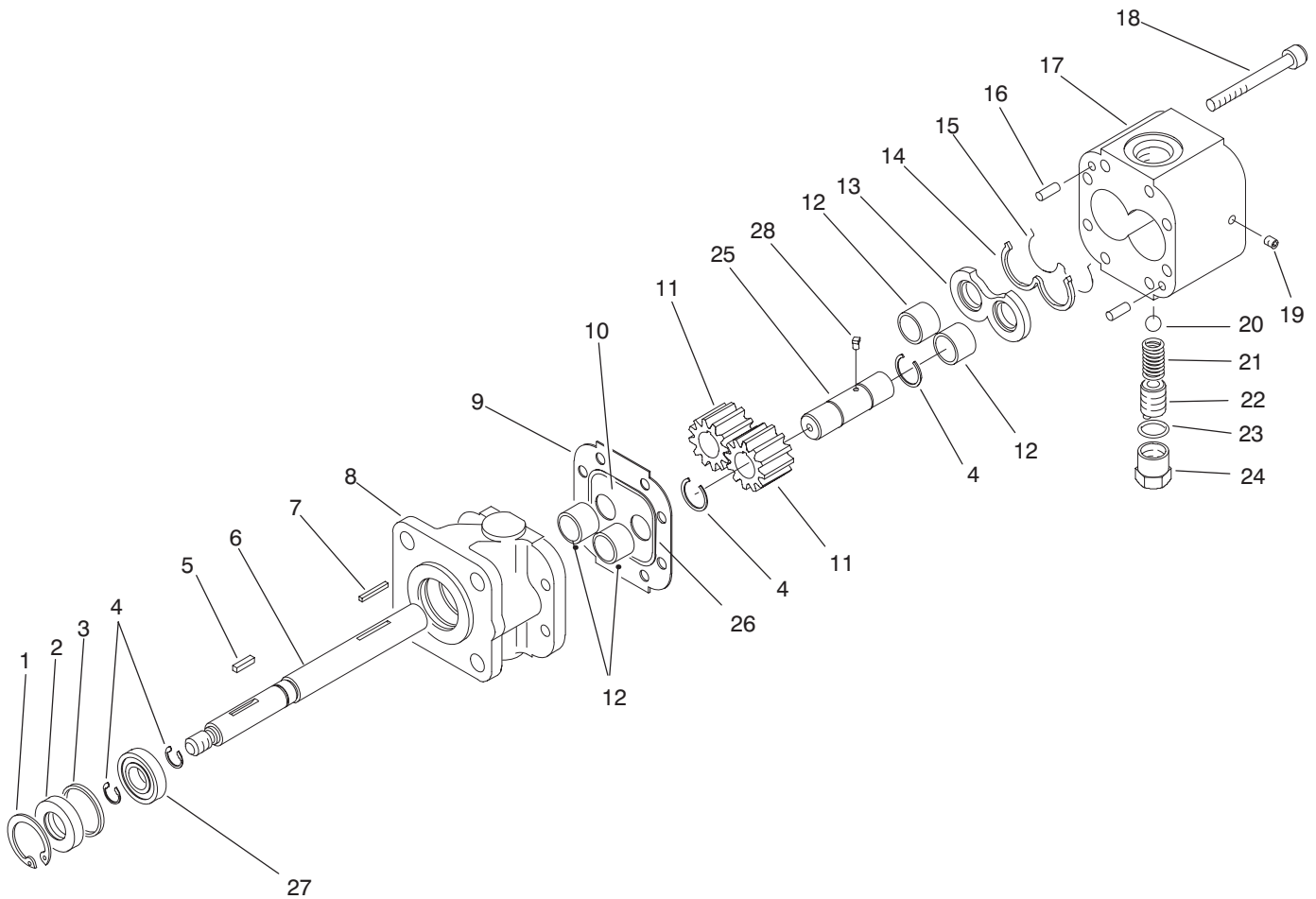
*Not Illustrated



T-1600-2

RADIATOR & HYDRAULIC PUMP ASSEMBLY

Ref. No.	Part No.	Description	No. Used	Ref. No.	Part No.	Description	No. Used
1	87-3710	Overflow Reservoir Assy. (Incl. Ref. #43)	1	26	43-1911	Fan	1
2	3250-20	Screw - Round Hd.	4	27	3253-3	Washer - Lock	4
3	71-3381	Tube - Overflow	2	28	321-3	Screw - Cap Hex. Hd.	4
4	92-2379	Clamp - Hose	2	29	87-3430	Hose - Radiator Upper	1
5	66-3240	Cap - Radiator	1	30	93-7050	Radiator Assembly (Incl. Ref. #42)	1
6	65-5100	Handle	2	31	58-4250	Magnet	2
7	93-7103	Screen - Radiator	1	33	19-4050	Knob	3
8	46-8091	Screw - Hex. Flange Hd.	4	34	87-9300	Door - Clean Out	1
9	2412-34	Clamp - Hose	2	35	87-9420	Decal - Caution	1
10	87-5050	Hose - Radiator Lower	1	35	93-9447	Decal - Caution (Europe)	1
11	3256-22	Washer - Flat	4	35	93-3766	Decal - Caution (Japan)	1
12	321-4	Screw - Cap Hex. Hd.	4	36	87-9810	Foam - Overflow Tank	1
13	92-4198	Fan Shroud Assembly (Incl. Ref. #40 & 41)	1	37	32128-20	Nut - Lock	6
14	3290-357	Nut - Flange Lock	1	38	3296-42	Nut - Lock	4
15	63-8140	Pulley	1	39	322-2	Screw - Cap Hex. Hd.	6
16	93-7088	Support - Fan	1	40	76-8750	Plate - Warning	1
17	3231-28	Bolt - Carriage	1	41	3290-271	Rivet - Pop	2
19	87-5700	Hydraulic Pump Assembly	1	42	92-4111	Petcock - Radiator	1
20	3296-29	Nut - Flange Lock	8	43	87-7050	Cap - Reservoir	1
21	3230-23	Bolt - Carriage	7	44	93-6681	Decal - Warning (Europe)	1
22	322-5	Screw - Cap Hex. Hd.	4	44	92-7240	Decal - Warning (Japan)	1
23	94-5228	Pulley	1	45	93-8940	Cover - Radiator	1
24	3256-45	Washer - Flat	1	46	93-8938	Bracket - Cover LH	1
25	3296-5	Nut - Flange Lock	1	47	93-8939	Bracket - Cover RH	1
				48	3245-31	Screw - Set	1



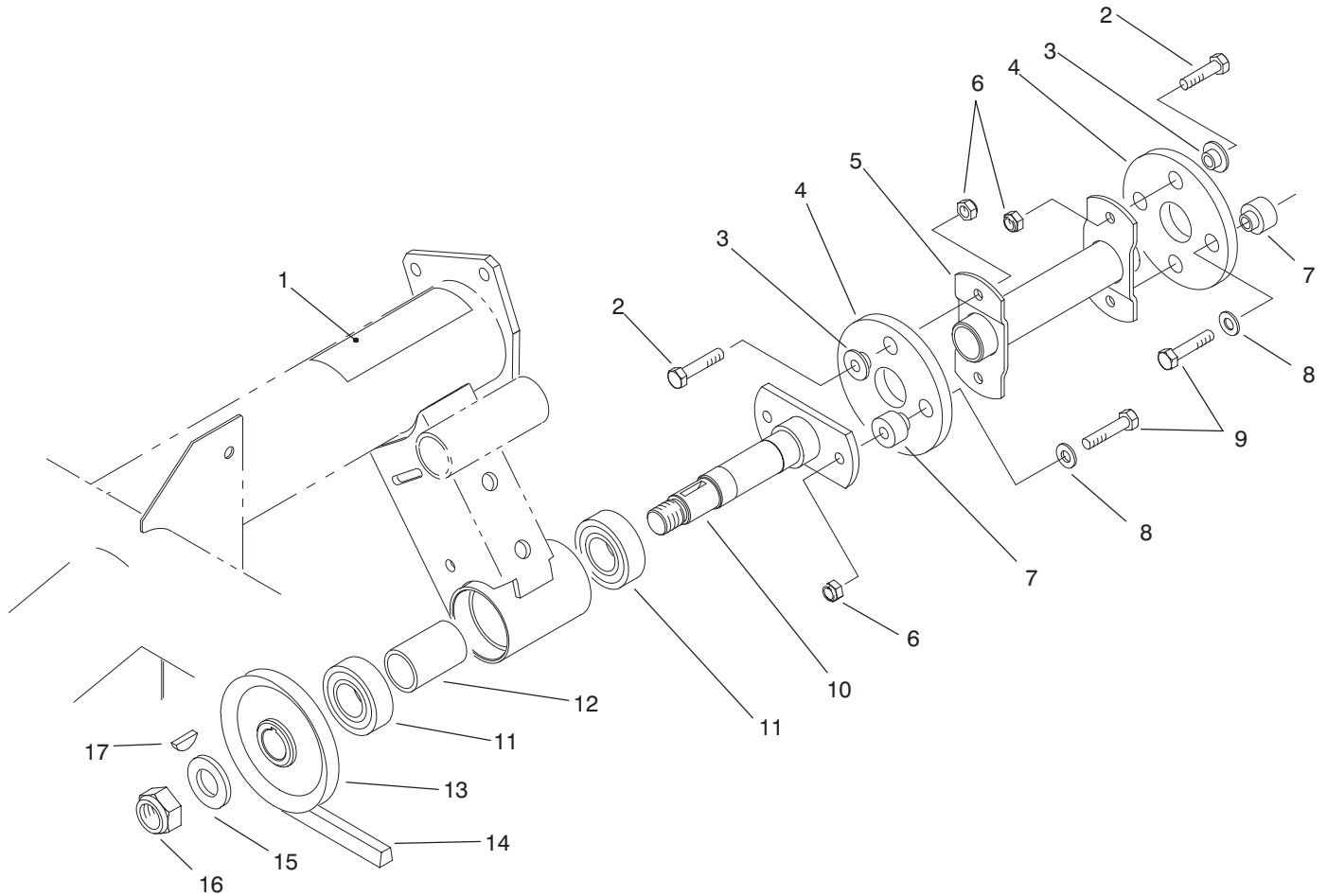
T-1601-1

HYDRAULIC PUMP ASSEMBLY NO. 87-5700

Ref. No.	Part No.	Description	No. Used
1	32151-41	Ring - Retaining	1
2	92-2195	Seal - Oil	1
3	92-2186	Spacer	1
4	92-2178	Ring - Crescent	4
5	92-2179	Key - Square	1
6	92-2189	Shaft - Drive	1
7	92-2177	Pin - Shear	1
†8		Stator	1
9	92-2182	Plate - Seal	1
10	92-2183	Plate - Wear	1
11	92-2175	Gear	2
12	92-2192	Bearing	4
13	92-2181	Plate - Pressure	1
14	92-2197	Seal - Back Up	1

Ref. No.	Part No.	Description	No. Used
15	92-2196	Seal - Pressure Plate	1
16	92-2176	Pin - Dowel	2
17	92-2187	Housing - Gear, End	1
18	92-2173	Screw - Cap Socket Head	8
19	92-2185	Plug	1
20	92-2193	Ball	1
21	92-2194	Spring	1
22	92-2174	Screw - Adjusting	1
23	92-2180	Gasket - Copper	1
24	92-2184	Cap - Relief Valve	1
25	92-2190	Shaft - Idler	1
26	92-2198	Seal	1
27	92-2191	Bearing	1
28	92-2199	Key - Ball	1

†Not Serviced Separately.

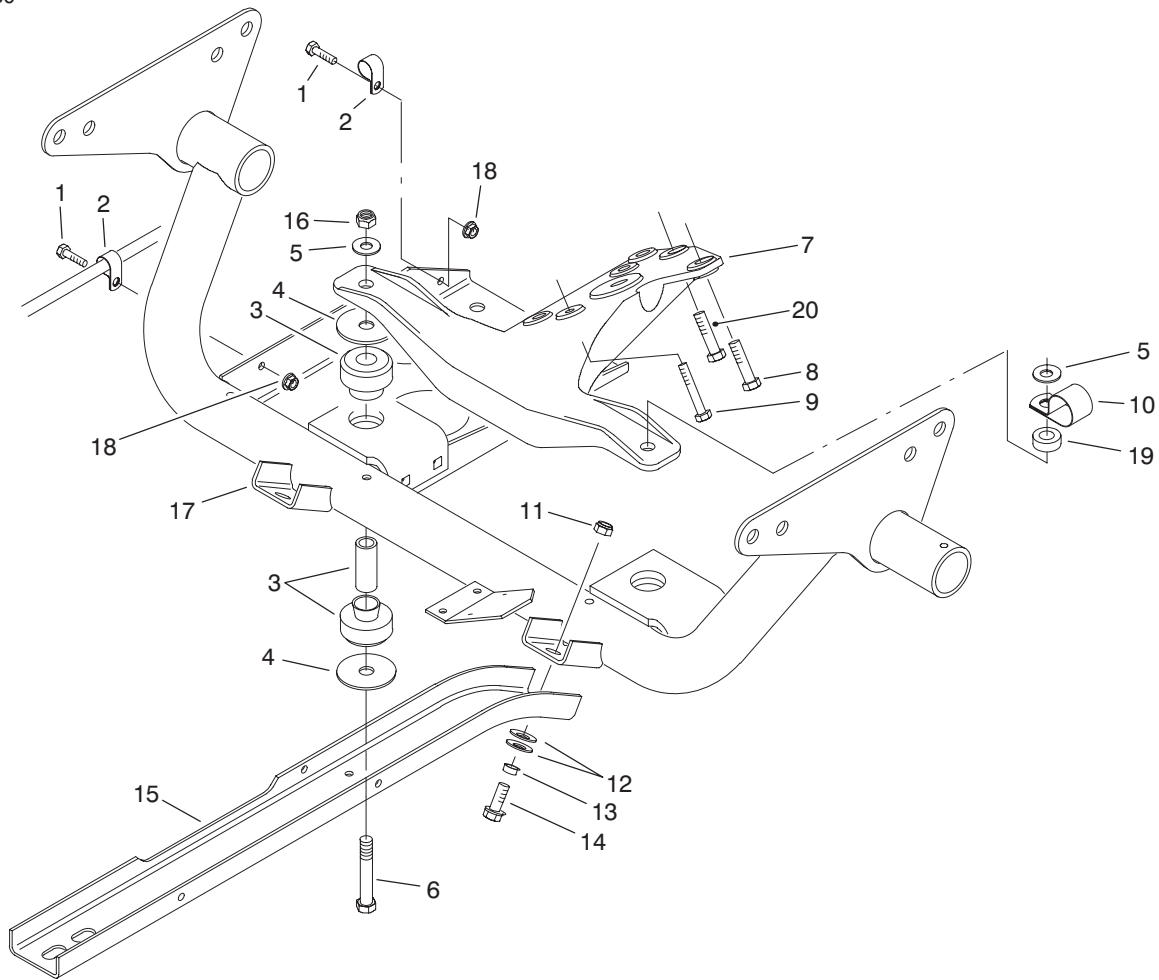


T-1660-1

HYDRAULIC PUMP DRIVE ASSEMBLY

Ref. No.	Part No.	Description	No. Used
1	80-8040	Decal - Caution	1
1	93-7814	Decal - Caution (Europe)	1
1	83-6030	Decal - Caution (Japan)	1
2	322-5	Screw - Cap Hex. Hd.	4
3	27-6600	Spacer - Thin	4
4	44-2230	Disc - Rubber	2
5	87-4440	Driveshaft	1
6	3296-29	Nut - Lock	6
7	27-6590	Spacer - Thick	4
8	3256-3	Washer - Flat	4

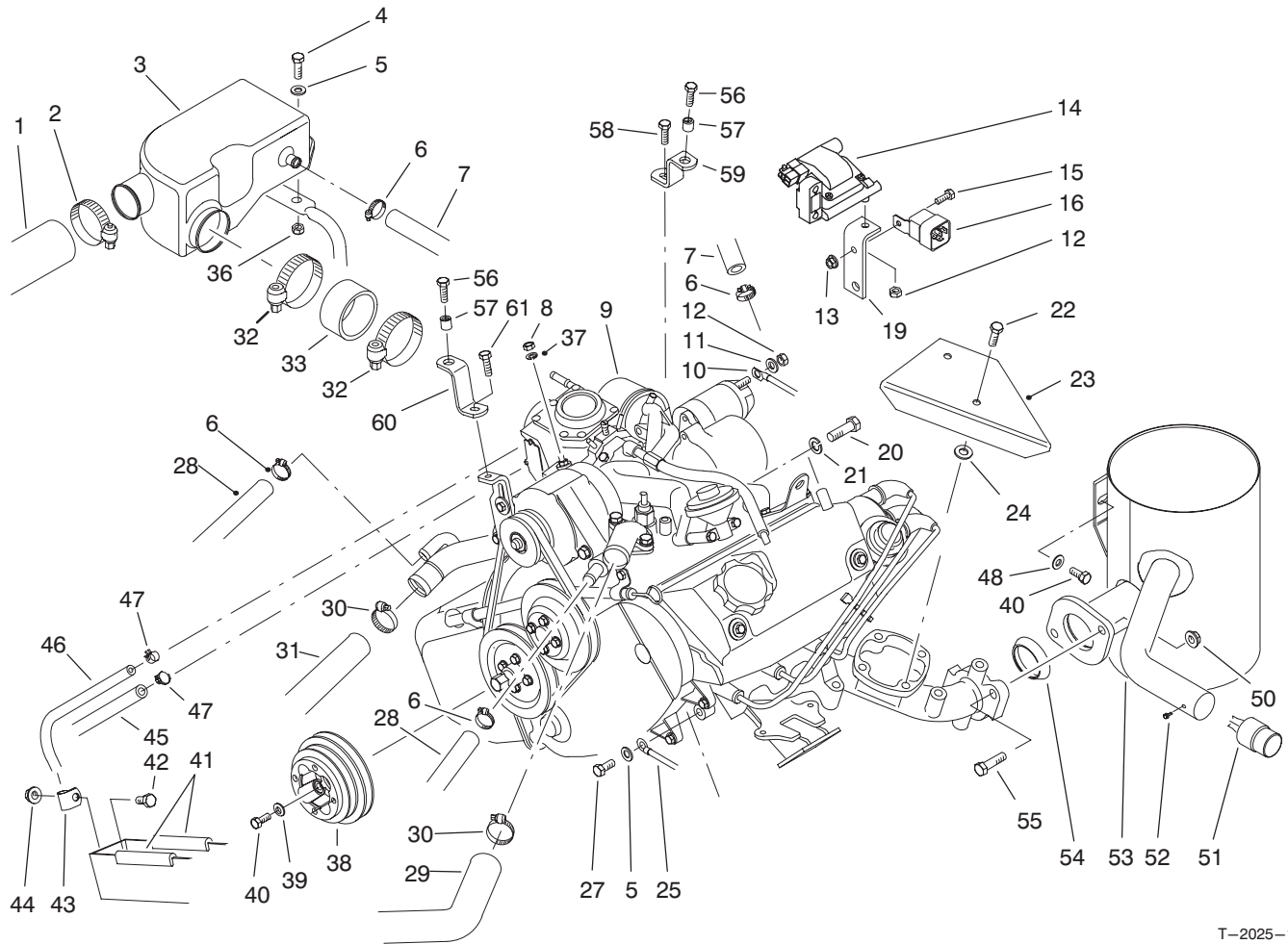
Ref. No.	Part No.	Description	No. Used
9	322-7	Screw - Cap Hex. Hd.	4
10	87-2720	Driveshaft	1
11	251-82	Bearing - Ball	2
12	87-2750	Spacer - Bearing	1
13	87-3370	Pulley	1
14	87-3210	Belt - V	1
15	3256-28	Washer - Flat	1
16	3296-15	Nut - Lock	1
17	3257-7	Key - Woodruff	1



T-1603-1

ENGINE FRAME ASSEMBLY

Ref. No.	Part No.	Description	No. Used	Ref. No.	Part No.	Description	No. Used
1	321-4	Screw - Cap Hex. Hd.	2	11	3296-39	Nut - Lock	6
2	2412-89	Clamp - R	2	12	3290-413	Washer - Belleville	12
3	87-4970	Engine Mount Assembly	2	13	76-9100	Spacer	6
4	87-5100	Washer - Flat	4	14	3234-11	Screw - Cap Hex. Hd.	6
5	3256-25	Washer - Flat	2	15	87-4730	Guard - Belly	2
6	324-19	Screw - Cap Hex. Hd.	2	16	3296-48	Nut - Lock	2
7	87-9830	Mount - Engine	1	17	93-7095	Frame - Engine	1
8	87-3700	Screw - Cap Hex. Hd.	3	18	32128-33	Nut - Flange	2
9	48-7560	Screw - Cap Hex. Hd.	3	19	59-2290	Spacer	1
10	2412-82	Clamp - R	1	20	43-0090	Screw - Cap Hex. Hd.	1

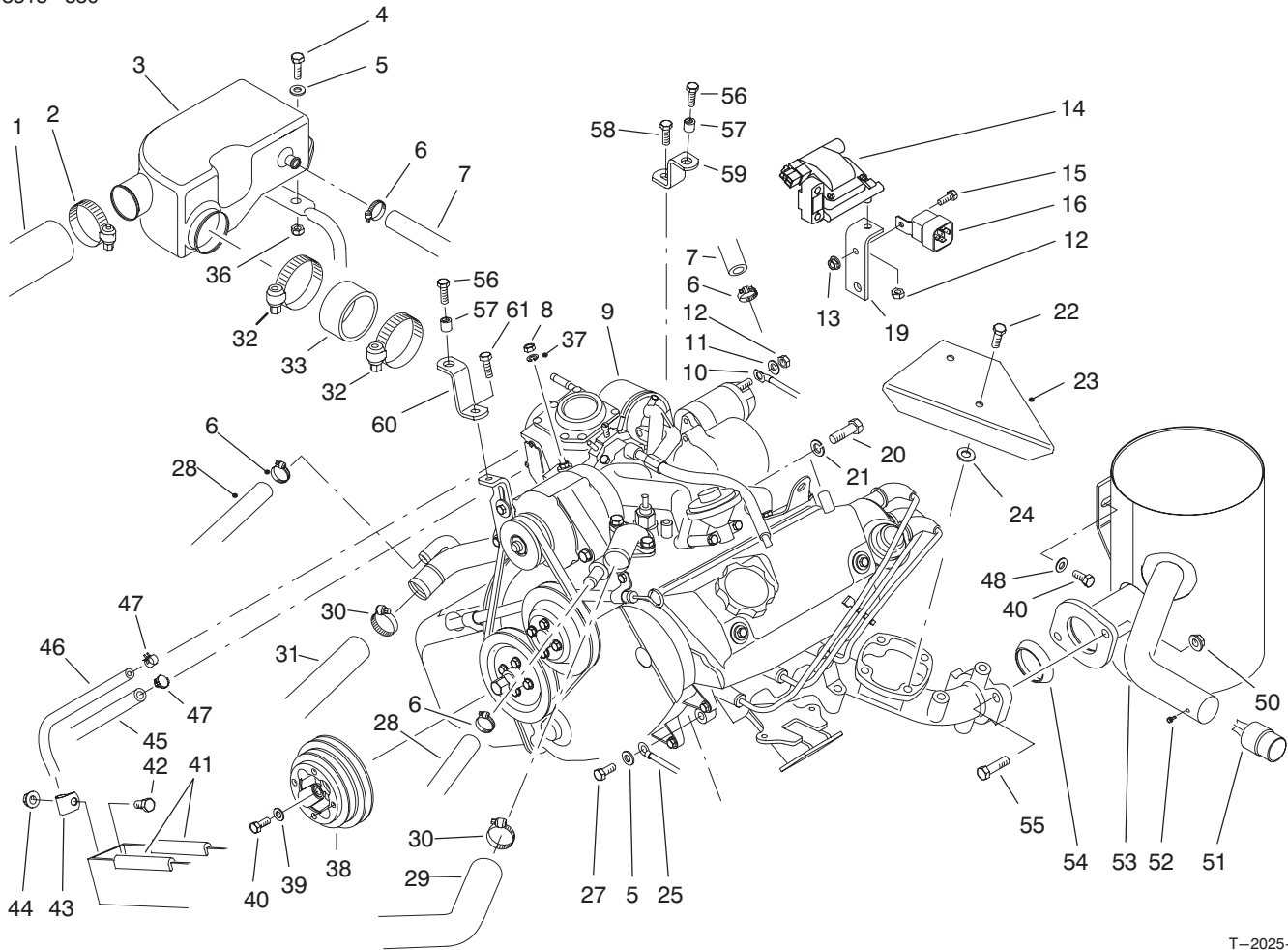


T-2025-1

ENGINE INSTALLATION ASSEMBLY

Ref. No.	Part No.	Description	No. Used
1	94-5239	Hose - Air Cleaner	1
2	2412-92	Clamp - Hose	1
3	87-1680	Chamber - Air	1
4	322-6	Screw - Cap Hex. Hd.	2
5	3256-23	Washer - Flat	2
6	2412-119	Clamp - Hose	3
7	87-3740	Hose - Breather	1
8	48-7890	Nut - Hex.	1
9	87-1960	Engine Assembly (Incl. Ref. #11, 12 & 14)	1
10	87-3070	Cable - Positive	1
11	3254-2	Washer - Lock	1
12	42-9580	Nut - Hex.	3
13	32128-33	Nut - Flange	1
14	92-2027	Coil - Ignition	1
15	321-4	Screw - Cap Hex. Hd.	1
16	70-1480	Relay	1
19	87-2760	Bracket - Ignition Coil	1
20	48-9480	Screw - Cap Hex. Hd.	2
21	3253-6	Washer - Lock	2
22	57-6380	Screw - Cap Hex. Hd.	2
23	87-3620	Shield - Heat	1
24	52-2480	Spacer	2
25	87-3080	Wire - Ground	1
27	66-3160	Screw - Cap Hex. Hd.	1
28	87-3730	Hose - Coolant	2

Ref. No.	Part No.	Description	No. Used
29	87-3430	Hose - Radiator Upper	1
30	2412-34	Clamp - Hose	2
31	87-5050	Hose - Radiator Lower	1
32	2412-130	Clamp - Hose	2
33	87-3500	Hose - Air Cleaner	1
36	3296-29	Nut - Lock	2
37	3253-3	Washer - Lock	1
38	87-5070	Pulley - Crankshaft	1
39	65-5390	Washer - Flat	4
40	66-3160	Screw - Cap Hex. Hd.	4
41	43-4300	Trim	2
42	322-2	Screw - Cap Hex. Hd.	1
43	2412-10	Clamp - R	1
44	32128-20	Nut - Flange Lock	1
45	63-6940	Hose - Fuel	1
46	75-4701	Hose - Fuel	1
47	2412-108	Clamp - Hose	2
48	87-8640	Washer - Flat	1
49	66-3160	Screw - Cap Hex. Hd.	1
50	3290-357	Nut - Flange Lock	2
51	75-6880	Spark Arrestor (Optional) (Incl. Ref. #52)	1
52	32144-42	Screw - Spark Arrestor	1
53	87-1510	Muffler & Tailpipe	1
54	92-2044	Gasket - Exhaust	1
55	323-29	Screw - Cap Hex. Hd.	2

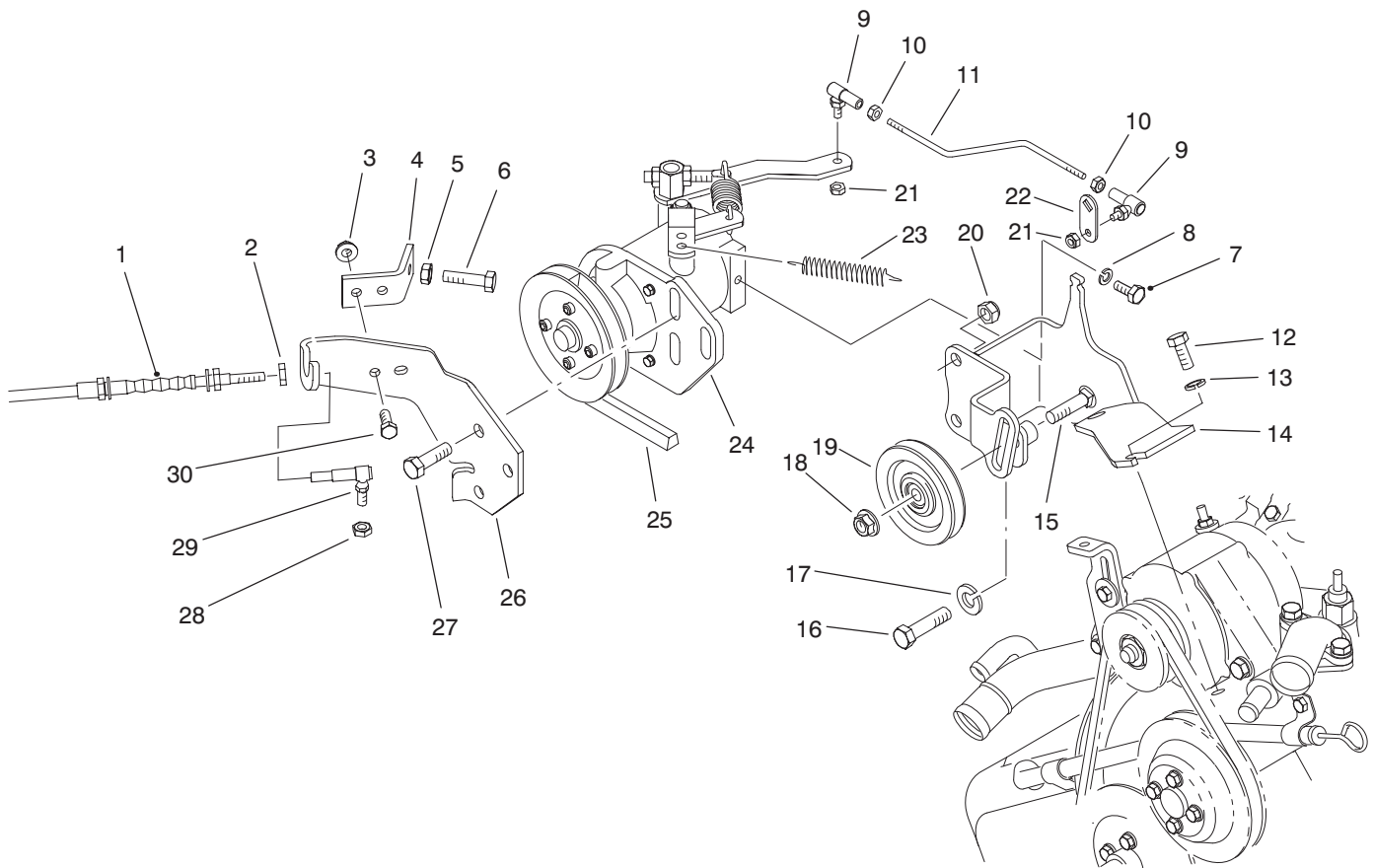


T-2025-1

ENGINE INSTALLATION ASSEMBLY (Continued)

Ref. No.	Part No.	Description	No. Used
56	3234-5	Screw - Cap Hex. Hd. (Europe)	2
57	32148-8	Insert - Threaded (Europe)	2
58	48-7620	Screw - Cap Hex. Hd. (Europe)	1

Ref. No.	Part No.	Description	No. Used
59	93-8953	Front Bracket Assy. LH (Europe) (Incl. Ref. #57)	1
60	93-8954	Front Bracket Assy. RH (Europe) (Incl. Ref. #57)	1
61	42-9230	Screw - Cap Hex. Hd. (Europe)	1

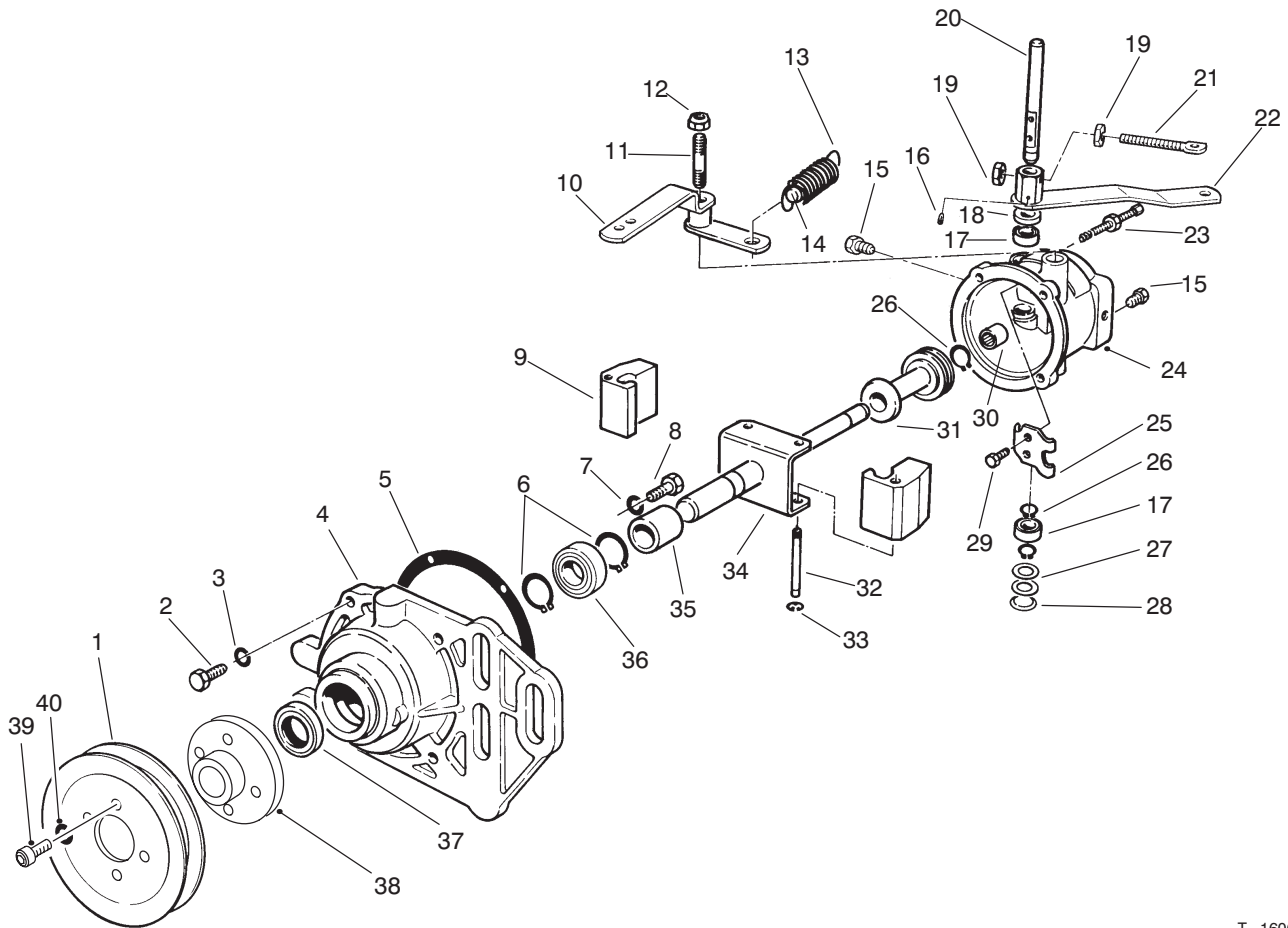


T-1605-1

GOVERNOR ASSEMBLY

Ref. No.	Part No.	Description	No. Used
1	94-3836	Accelerator Cable Assembly (Incl. Ref. #2)	1
2	3220-1	Nut - Jam	1
3	32128-33	Nut - Flange	2
4	87-4770	Bracket - High Idle Stop	1
5	3220-2	Nut - Jam	1
6	3210-9	Screw - Cap Hex. Hd.	1
7	321-3	Screw - Cap Hex. Hd.	1
8	3253-3	Washer - Lock	1
9	21-5640	Joint - Ball	2
10	3219-14	Nut - Jam	2
11	87-4210	Rod - Linkage	1
12	66-3160	Screw - Cap Hex. Hd.	2
13	3253-4	Washer - Lock	2
14	87-4750	Bracket - Governor	1
15	3231-26	Bolt - Carriage	1

Ref. No.	Part No.	Description	No. Used
16	87-3700	Screw - Cap Hex. Hd.	1
17	3253-22	Washer - Lock	1
18	3290-357	Nut - Flange	1
19	63-8140	Pulley	1
20	3296-39	Nut - Lock	3
21	3296-27	Nut - Lock	2
22	87-2400	Lever - Throttle	1
23	87-4020	Spring - Extension	1
24	87-8720	Governor Assembly	1
25	87-3200	Belt - V	1
26	87-3900	Bracket - Cable	1
27	323-7	Screw - Cap Hex. Hd.	3
28	3296-3	Nut - Lock	1
29	18-1720	Joint - Ball	1
30	321-4	Screw - Cap Hex. Hd.	2

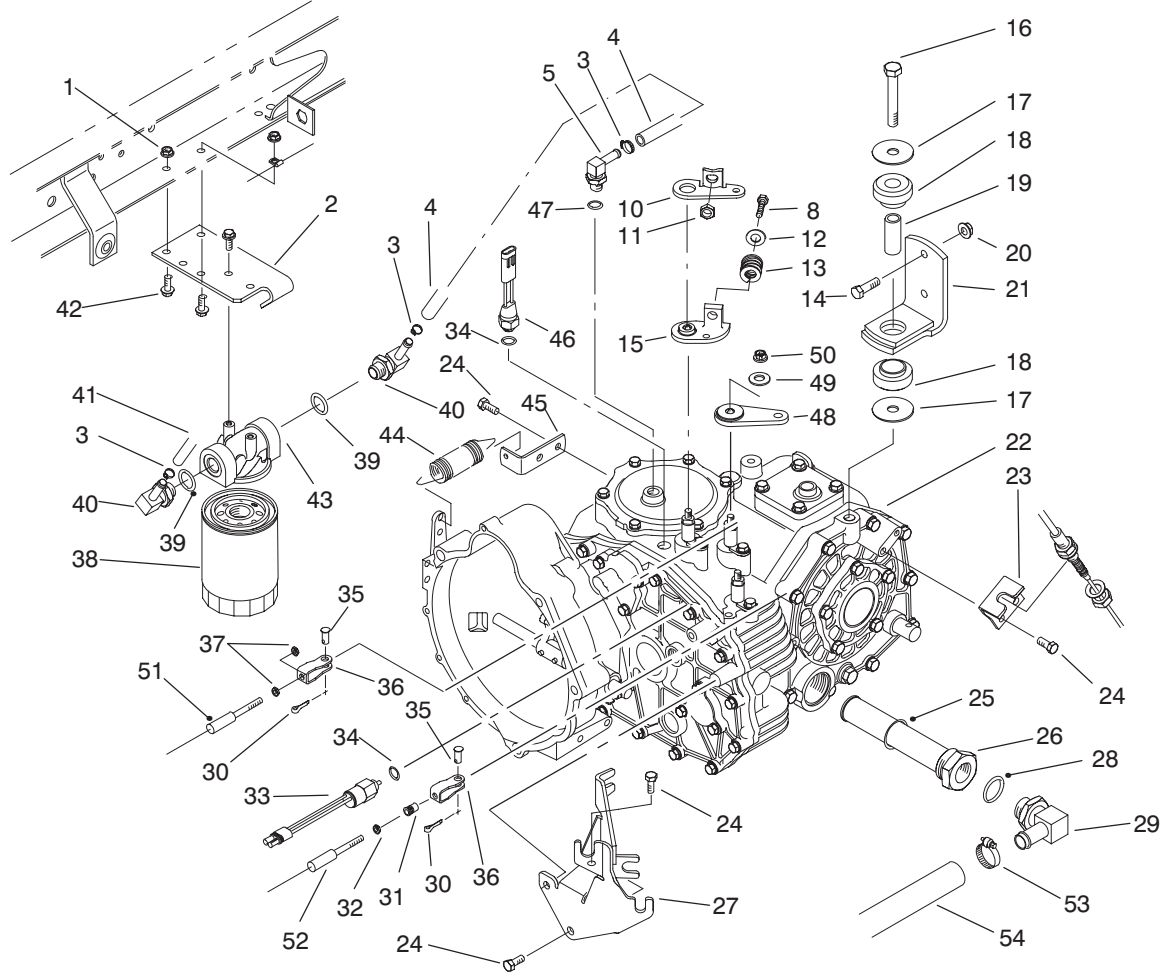


T-1606-1

GOVERNOR

Ref. No.	Part No.	Description	No. Used
1	87-8830	Pulley	1
2	18-5620	Screw	4
3	18-5630	Washer - Lock	4
4	87-6560	Cover	1
5	18-5790	Gasket	1
6	18-5640	Ring - Retaining	2
7	18-5770	Washer - Lock	2
8	32113-14	Screw	2
9	70-2150	Flyweight	2
10	87-6590	Assy. Lever & Fitting	1
11	87-6580	Stud - Lever Pivot	1
12	3296-5	Nut - Lock	1
13	87-6490	Spring	1
14	87-6550	Pin - Forced Idle	1
15	285-17	Plug - Pipe	2
16	18-5750	Pin	1
17	18-5450	Bearing	2
18	71-4780	Seal - Oil, Rocker Shaft	1
19	3219-2	Nut	2
20	72-5890	Shaft - Rocker	1
21	87-6540	Bolt - Eye	1

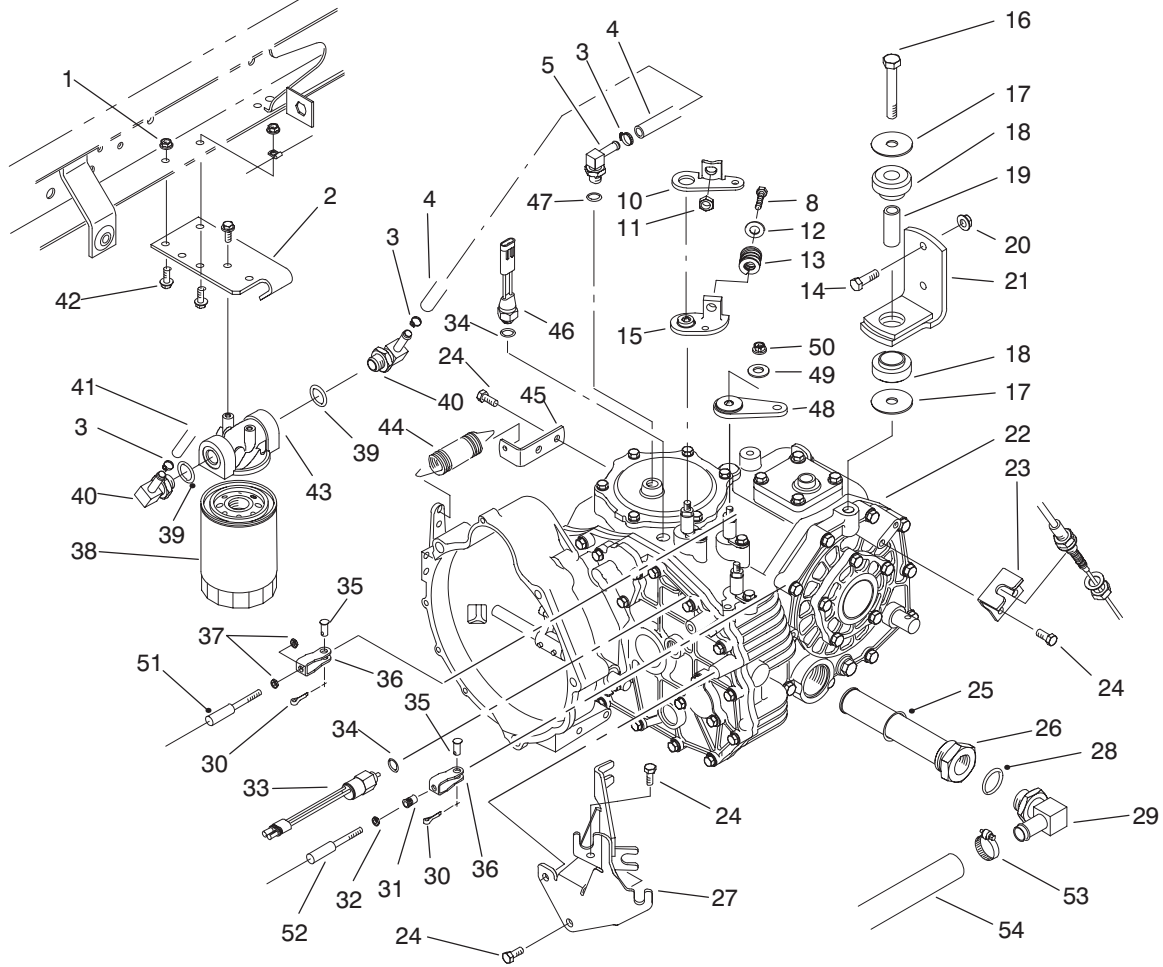
Ref. No.	Part No.	Description	No. Used
22	87-6530	Assembly - Throttle Lever	1
23	72-5910	Assembly - Bumper Screw	1
24	87-6520	Body	1
25	18-5520	Lever - Rocker	1
26	18-5540	Retainer - Sleeve Stop	3
27	18-5440	Spacer	2
28	18-5430	Plug - Expansion	1
29	18-5530	Screw & Lockwasher	2
30	72-5940	Bearing - Needle	1
31	70-2100	Assembly - Thrust Sleeve & Bearing	1
32	18-5660	Pin - Pivot, Flyweight	2
33	18-5670	Retainer - Pivot Pin	2
34	87-6510	Assembly - Shaft & Yoke	1
35	70-2120	Spacer	1
36	70-2140	Bearing - Front	1
37	18-5580	Seal - Oil, Front	1
38	87-8820	Hub - Pulley	1
39	3274-52	Screw - Hex. Socket Hd.	4
40	3253-18	Washer - Lock	4



T-1607-1

TRANSAXLE INSTALLATION ASSEMBLY

Ref. No.	Part No.	Description	No. Used	Ref. No.	Part No.	Description	No. Used
1	32128-33	Nut - Flange Lock	1	27	87-4820	Bracket - Cable	1
2	87-7040	Bracket - Oil Filter	1	28	237-81	Seal - O-Ring	1
3	2412-36	Clamp - Hose	3	29	353-987	Fitting - Hydraulic 90° (Incl. Ref. #28)	1
4	87-5730	Hose - Hydraulic	1	30	3272-6	Pin - Cotter	3
5	354-135	Fitting - Hydraulic 90° (Incl. Ref. #47)	1	31	32148-15	Nut - Clinch	1
8	323-10	Screw - Cap Hex. Hd.	1	32	3219-14	Nut - Hex.	1
10	87-8250	Plate - Shift Arm	1	33	87-6710	Switch - Supervisor	1
11	32128-21	Nut - Lock	1	34	237-30	Seal - O-Ring	2
12	3256-4	Washer - Flat	1	35	283-62	Pin - Clevis	3
13	87-6910	Spring - Compression	1	36	87-2310	Clevis - Cable	2
14	323-7	Screw - Cap Hex. Hd.	4	37	3220-1	Nut - Jam	4
15	87-7970	Arm - Shift	1	38	54-0110	Element - Oil Filter	1
16	3215-1	Screw - Cap Hex. Hd.	2	39	237-79	Seal - O-Ring	2
17	87-5100	Washer	4	40	354-134	Fitting - Hydraulic 90° (Incl. Ref. #39)	2
18	87-4970	Transaxle Mount Assembly (Incl. Ref. #19)	2	41	87-4920	Hose - Hydraulic (Model 07200 & 07202)	1
19		Spacer - Mount	2	41	94-5255	Hose - Hydraulic (Model 07200TC)	1
20	3296-39	Nut - Flange Lock	4	42	3234-4	Screw - Hex. Flange Hd.	4
21	87-5800	Bracket - Mount	2	43	87-8780	Head - Oil Filter	1
22	87-9250	Transaxle Assembly	1	44	68-9950	Spring - Extension	1
23	87-4470	Bracket	1	45	87-7170	Bracket - Clutch Spring	1
24	66-3160	Screw - Cap Hex. Hd.	7	46	72-4310	Switch - Ball N.C.	1
25	237-123	Seal - O-Ring	1	47	237-42	Seal - O-Ring	1
26	87-3990	Oil Strainer Assembly (Incl. Ref. #25)	1				



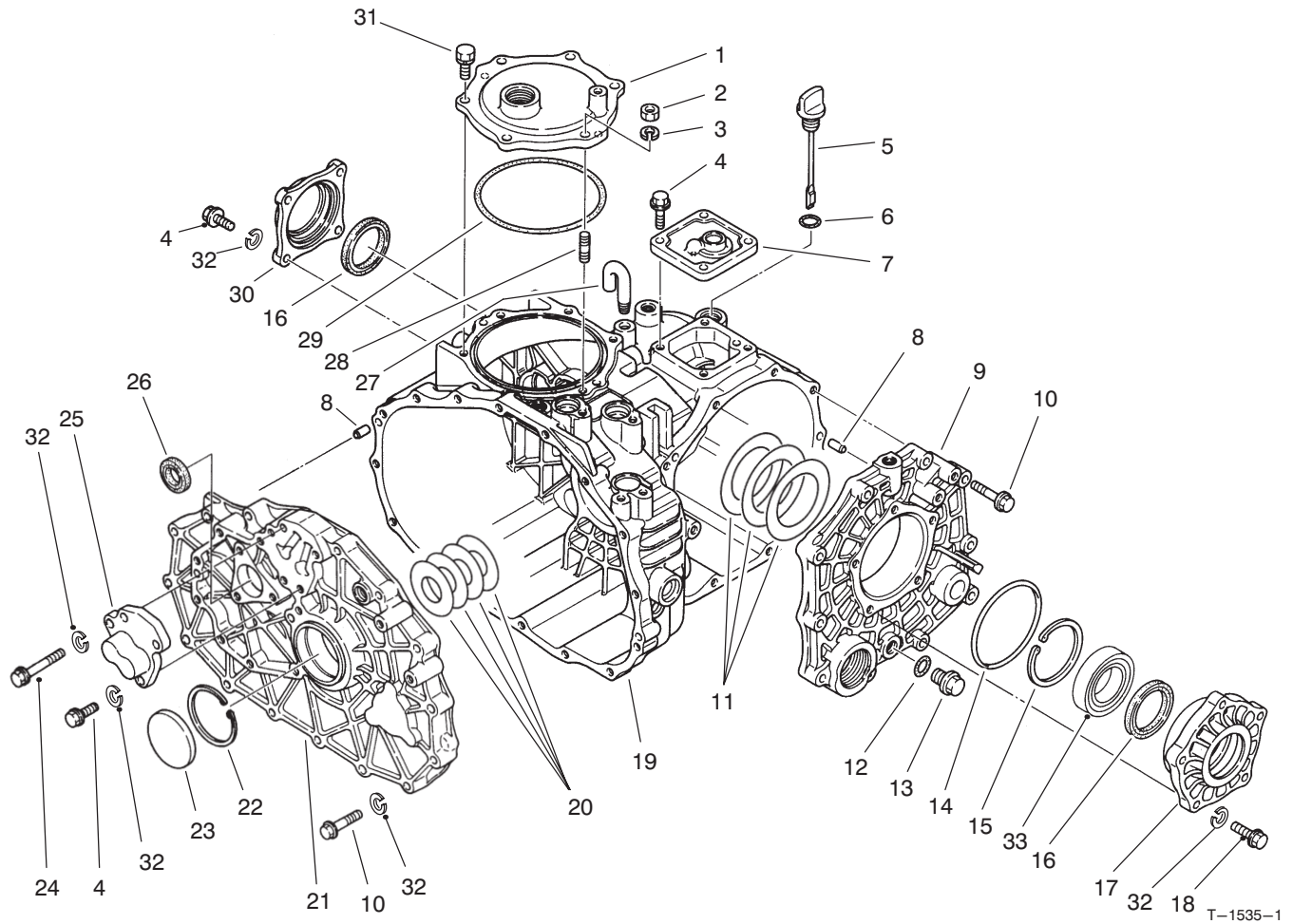
T-1607-1

TRANSAXLE INSTALLATION ASSEMBLY

Ref. No.	Part No.	Description	No. Used
48	87-7960	Lever – Shift Arm	2
49	80-6990	Washer – Flat	3
50	48-9520	Nut – Lock	3
51	87-4260	Shift Cable Assembly (Incl. Ref. #37)	2
52	87-4420	Hi-Lo Cable Assembly	

Ref. No.	Part No.	Description	No. Used
		(Incl. Ref. #32)	1
53	2412-34	Clamp – Hose	1
54	87-3670	Hose – Hydraulic	1
*	87-7160	Cable Clevis Assembly (Incl. Ref. #31)	1

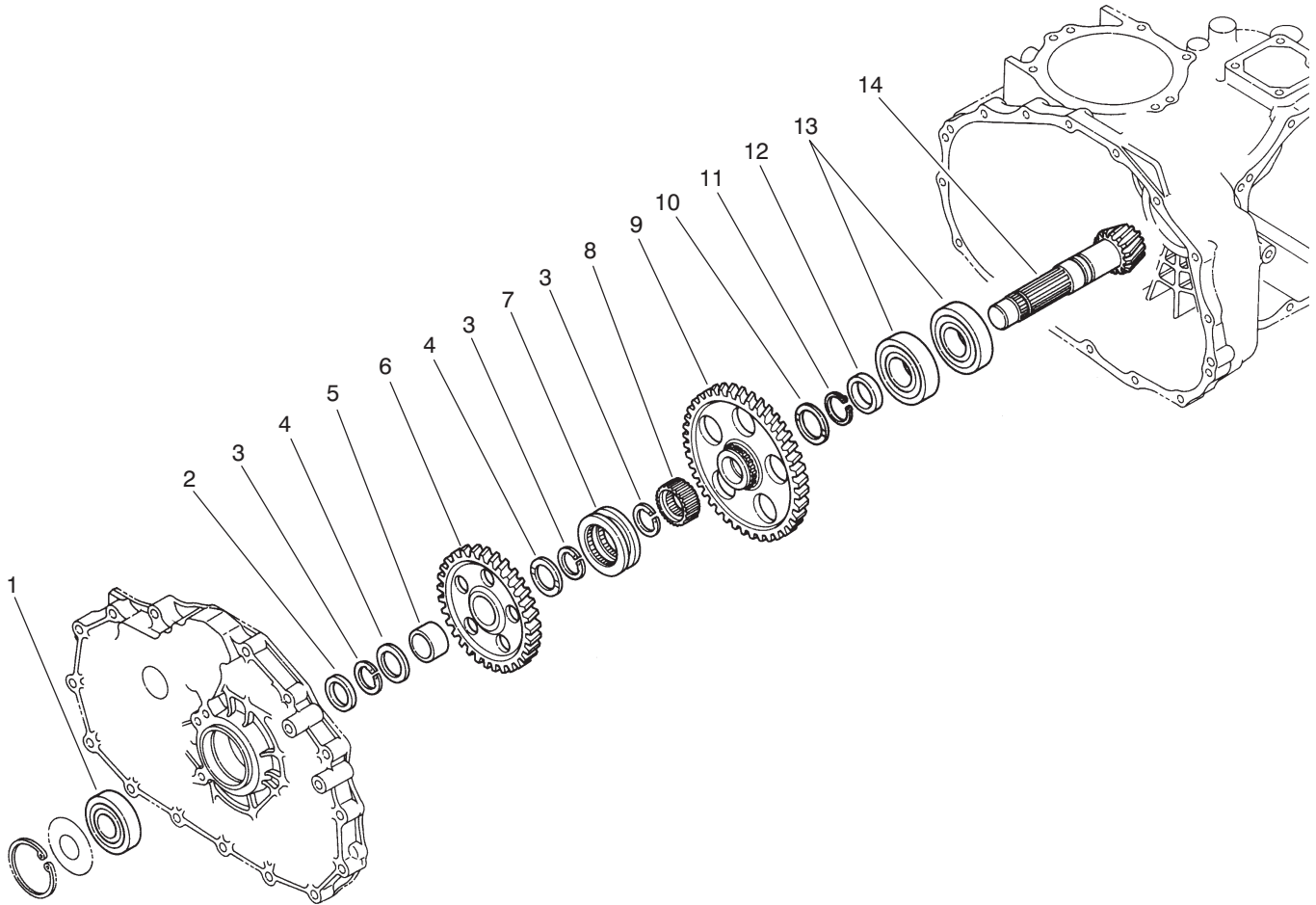
*Not Illustrated



TRANSAXLE CASE ASSEMBLY

Ref. No.	Part No.	Description	No. Used
1	92-0656	Cover - P.T.O.	1
2	48-7930	Nut - Hex.	1
3	92-0762	Washer - Lock	1
4	60-6750	Screw - Cap Hex. Hd.	11
5	92-0662	Cap - Oil	1
6	92-0788	O-Ring	1
7	92-0652	Cover - Upper	1
8	92-0765	Pin - Alignment	4
9	92-0653	Cover - Side	1
10	42-9530	Screw - Cap Hex. Hd.	25
11	92-0809	Shim Set	1
12		O-Ring	1
13	92-0773	Drain Plug Assembly (Incl. Ref. #12)	1
14	92-0789	O-Ring	1
15	92-0760	Ring - Retaining	1
16	92-0793	Seal - Oil	2

Ref. No.	Part No.	Description	No. Used
17	92-0654	Carrier - Differential	1
18	48-7730	Screw - Cap Hex. Hd.	5
19	92-0651	Case - Transaxle	1
20	92-0808	Shim Set	1
21	92-0657	Plate - Center	1
22	92-0759	Ring - Retaining	1
23	92-0807	Cap - Sealing	1
24	48-7560	Screw - Cap Hex. Hd.	1
25	92-0706	Cap - Fork Shaft	1
26	92-0791	Seal - Oil	1
27	92-0743	Breather - Air	1
28	92-0804	Stud	1
29	92-0790	O-Ring	1
30	92-0655	Cover - Seal	1
31	92-0796	Screw - Cap Hex. Hd.	5
32	42-9850	Washer - Lock	42
33	92-0775	Bearing - Ball	2

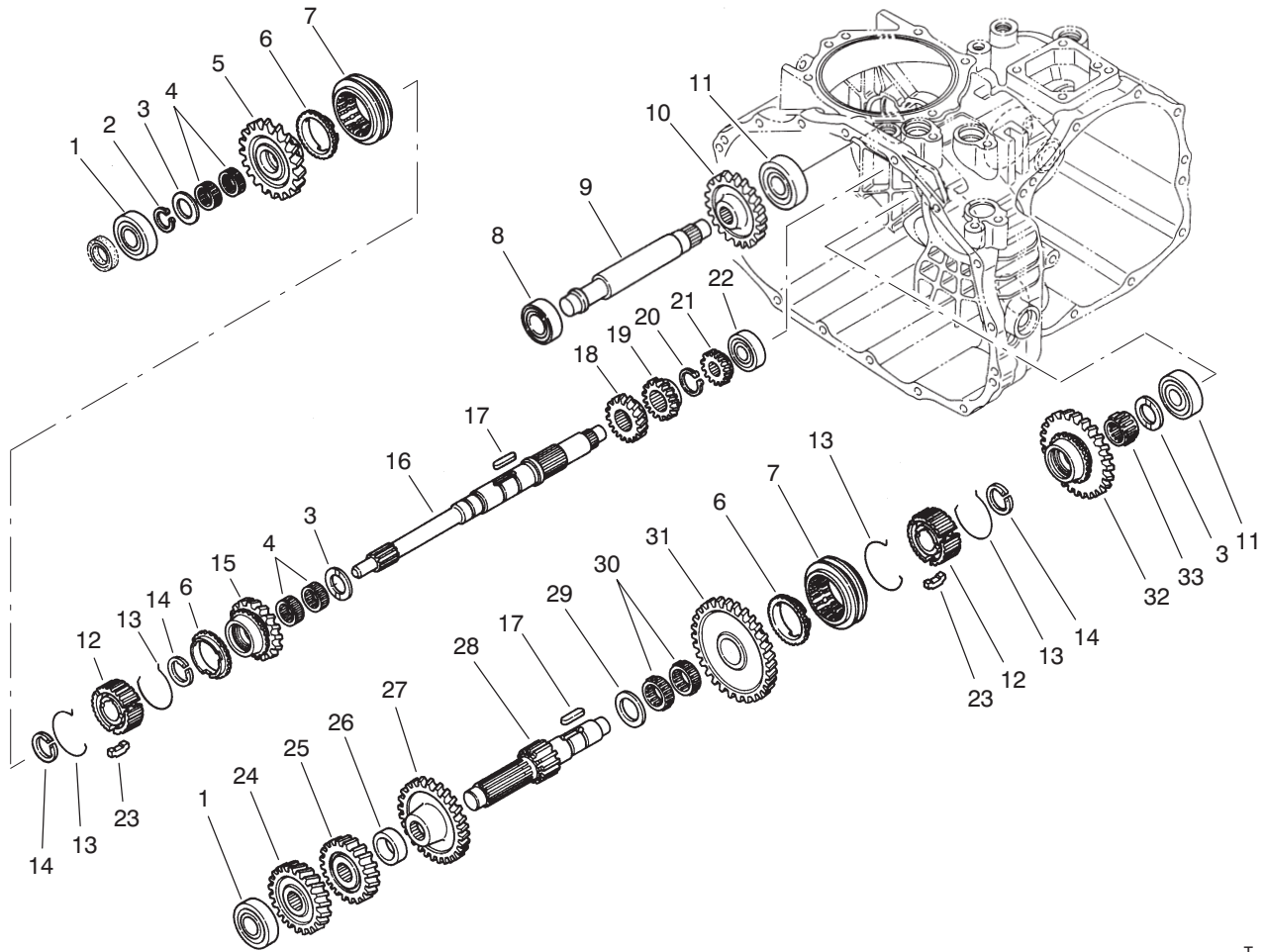


T-1536-1

COUNTERSHAFT ASSEMBLY

Ref. No.	Part No.	Description	No. Used
1	92-0712	Bearing - Ball	1
2	92-0716	Collar	1
3	92-0764	Ring - Retaining	3
4	92-0711	Washer - Thrust	2
5	92-0783	Sleeve - Inner	1
6	92-0715	Gear - 49T	1
7	92-0718	Shifter - Hi-Lo	1
8	92-0719	Collar - Spline	1

Ref. No.	Part No.	Description	No. Used
9	92-0717	Gear - 71T	1
10	92-0741	Washer - Thrust	1
11	92-0755	Ring - Retaining	1
12	92-0713	Collar	1
13	92-0714	Bearing - Ball	2
14	92-0710	Counter Shaft Assembly (Incl. Ring Gear)	1

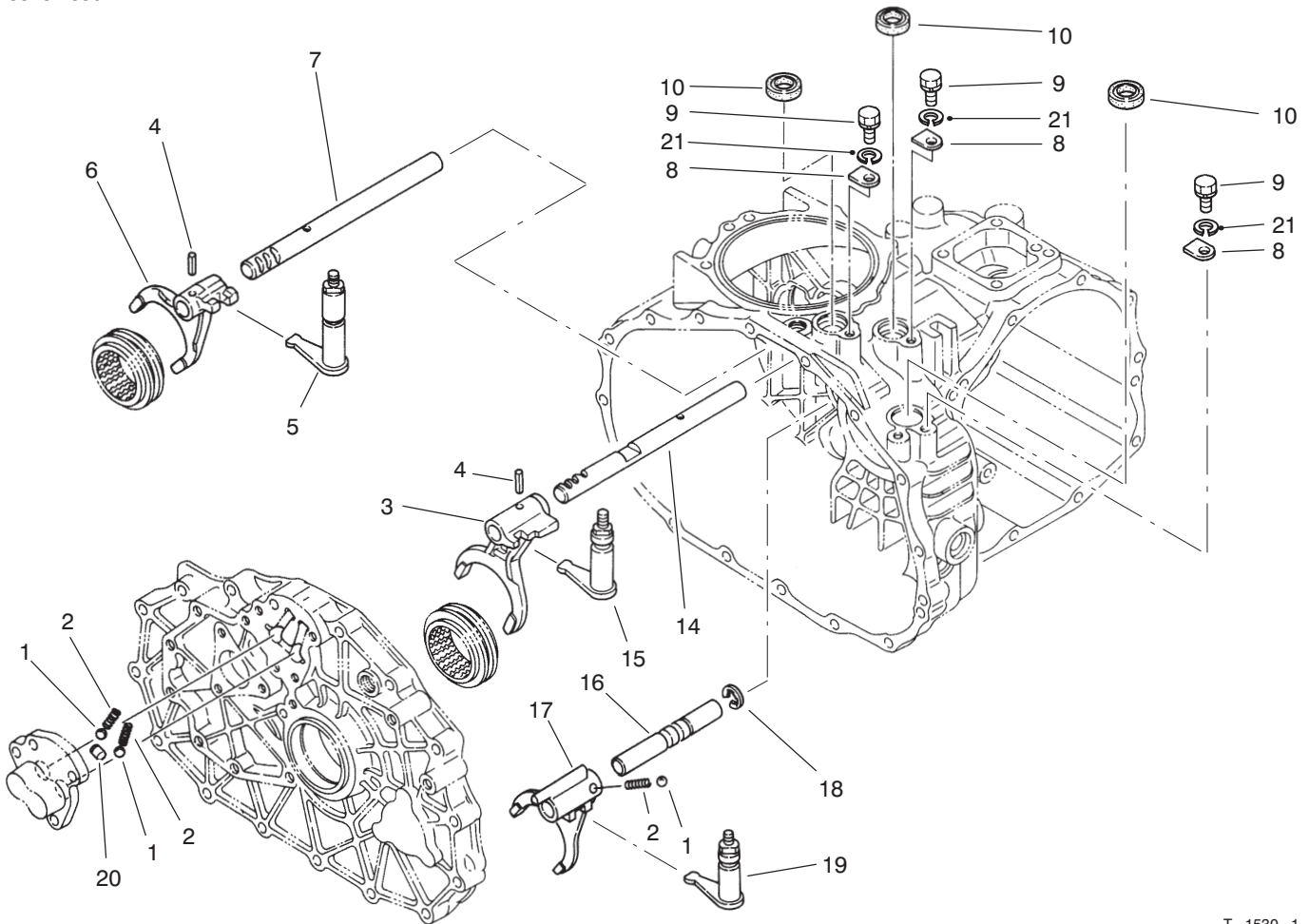


T-1533-1

TRANSAXLE GEAR SHAFTS ASSEMBLY

Ref. No.	Part No.	Description	No. Used
1	251-8	Bearing - Ball	2
2	92-0753	Ring - Retaining	1
3	92-0740	Washer - Thrust	3
4	92-0781	Bearing - Needle	4
5	92-0820	Gear - 27T	1
6	92-0667	Ring - Synchro	3
7	92-0668	Shifter - Synchro	2
8	251-346	Bearing - Ball	1
9	92-0824	Shaft - Reverse Idler	1
10	92-0684	Gear - 33T	1
11	92-0778	Bearing - Ball	2
12	92-0664	Hub - Synchro	2
13	92-0666	Spring - Synchro	4
14	92-0763	Ring - Retaining	3
15	92-0821	Gear - 24T	1
16	92-0663	Shaft - Main	1
17	92-0772	Key	2

Ref. No.	Part No.	Description	No. Used
18	92-0687	Gear - 16T	1
19	92-0672	Gear - 18T	1
20	92-0754	Ring - Retaining	1
21	92-0673	Gear - 14T	1
22	92-0650	Bearing - Ball	1
23	92-0665	Key - Synchro	6
24	92-0822	Gear - 28T	1
25	92-0679	Gear - 23T	1
26	92-0680	Collar	1
27	92-0823	Gear - 43T	1
28	92-0674	Shaft - Reduction	1
29	92-0682	Washer - Thrust	1
30	92-0681	Bearing - Needle	2
31	92-0677	Gear - 49T	1
32	92-0819	Gear - 40T	1
33	92-0782	Bearing - Needle	1

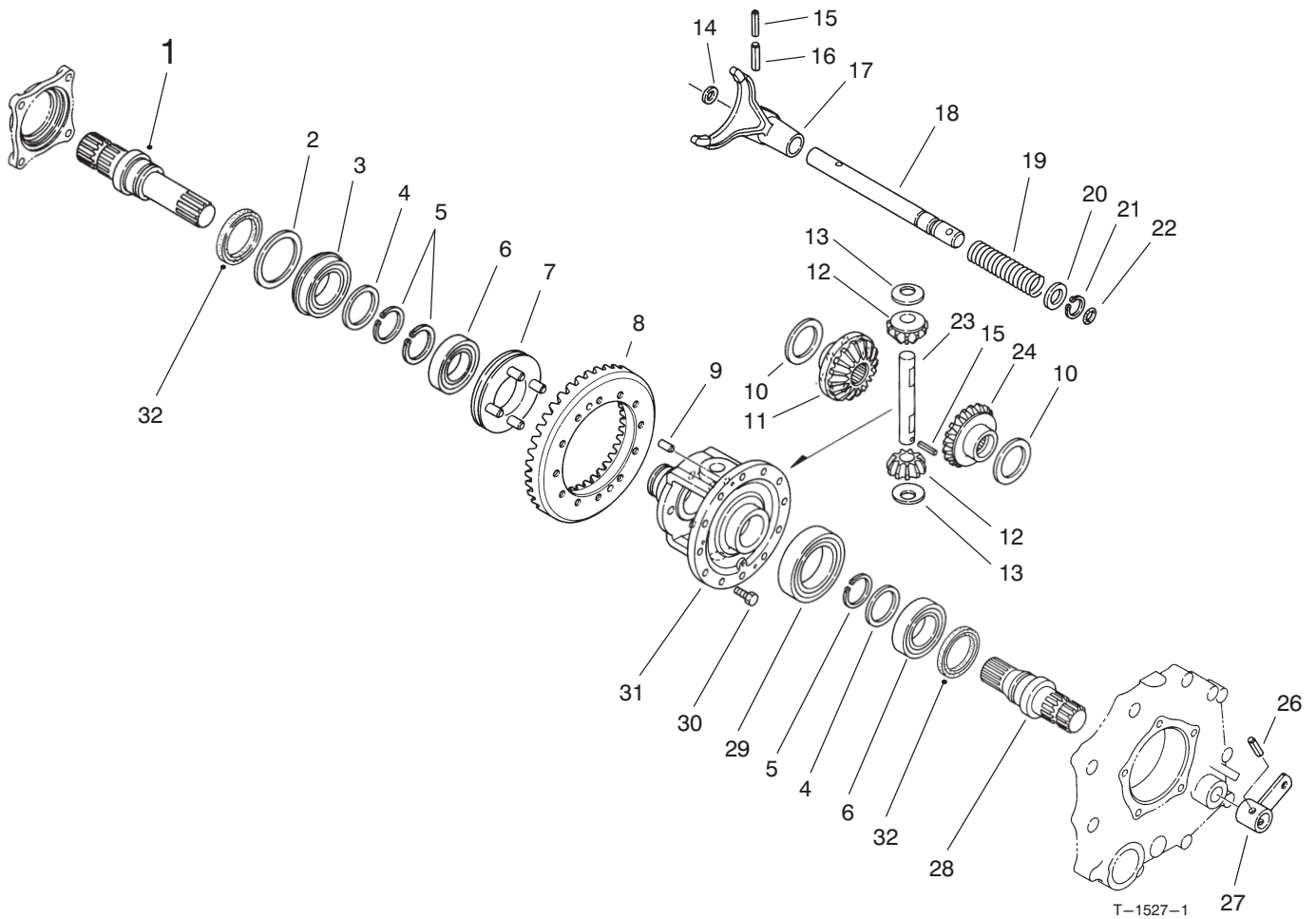


T-1530-1

SHIFT FORK ASSEMBLY

Ref. No.	Part No.	Description	No. Used
1	92-0785	Ball	3
2	92-0731	Spring - Compression	3
3	92-0700	Fork - Shift R-1	1
4	92-0769	Pin - Spring	2
5	92-0817	Arm - Shift Fork 2-3	1
6	92-0701	Fork - Shift 2-3	1
7	92-0699	Shaft - Fork 2-3	1
8	92-0732	Plate - Keeper	3
9	48-7700	Screw - Cap Hex. Hd.	3

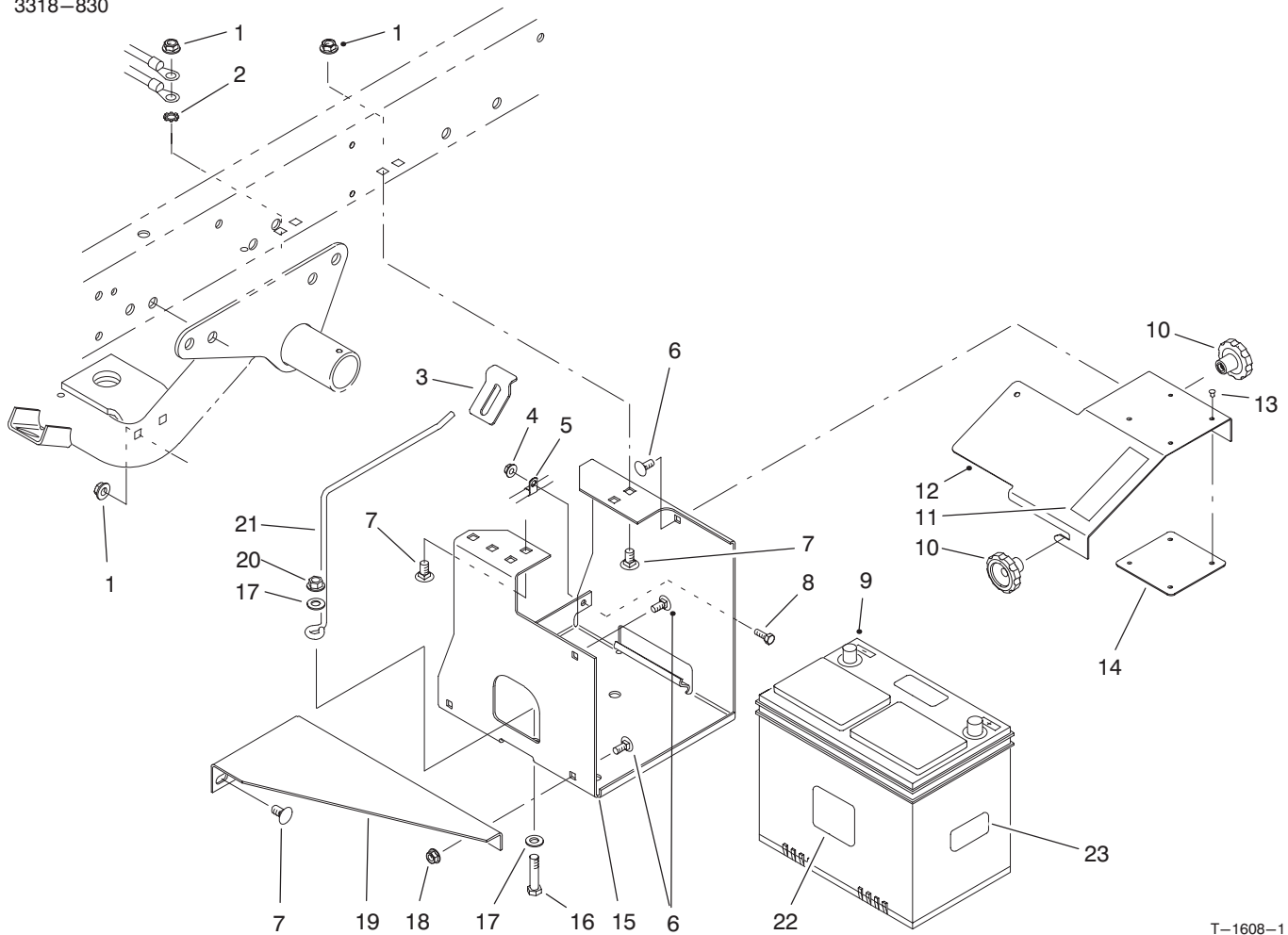
Ref. No.	Part No.	Description	No. Used
10	92-0729	Seal - Oil	3
14	92-0698	Shaft - Fork R-1	1
15	92-0816	Arm - Shift Fork R-1	1
16	92-0708	Shaft - Fork Hi-Lo	1
17	92-0709	Fork - Shift Hi-Lo	1
18	92-0761	Ring - Retaining	1
19	92-0818	Arm - Shift Fork Hi-Lo	1
20	92-0705	Lock - Spindle	1
21	42-9850	Washer - Lock	3



DIFFERENTIAL GEAR ASSEMBLY

Ref. No.	Part No.	Description	No. Used
1	92-0726	Shaft - Axle R.H.	1
2	92-0728	Washer	1
3	92-0780	Bearing - Ball	1
4	92-0727	Washer	2
5	92-0756	Ring - Retaining	3
6	92-0775	Bearing - Ball	2
7	92-0730	Slider - Differential Lock	1
8	92-0710	Ring Gear Assembly (Incl. Counter Shaft)	1
9	92-0765	Pin - Alignment	2
10	92-0747	Washer - Thrust	2
11	92-0746	Gear - Side R.H.	1
12	92-0748	Gear - Pinion	2
13	92-0750	Washer	2
14	92-0744	Washer	1
15	92-0768	Pin - Spring	2

Ref. No.	Part No.	Description	No. Used
16	92-0771	Pin - Spring	1
17	92-0721	Fork - Differential Lock	1
18	92-0722	Shaft - Lock Fork	1
19	92-0723	Spring - Compression	1
20	92-0733	Washer	1
21	92-0753	Ring - Retaining	1
22	92-0787	O-Ring	1
23	92-0749	Shaft - Pinion	1
24	92-0745	Gear - Side L.H.	1
26	92-0770	Pin - Spring	1
27	92-0724	Arm - Differential Lock	1
28	92-0725	Shaft - Axle L.H.	1
29	92-0776	Bearing - Ball	1
30	92-0803	Screw - Hex. Flange Hd.	12
31	92-0720	Case - Differential	1
32	92-0793	Seal - Oil	2

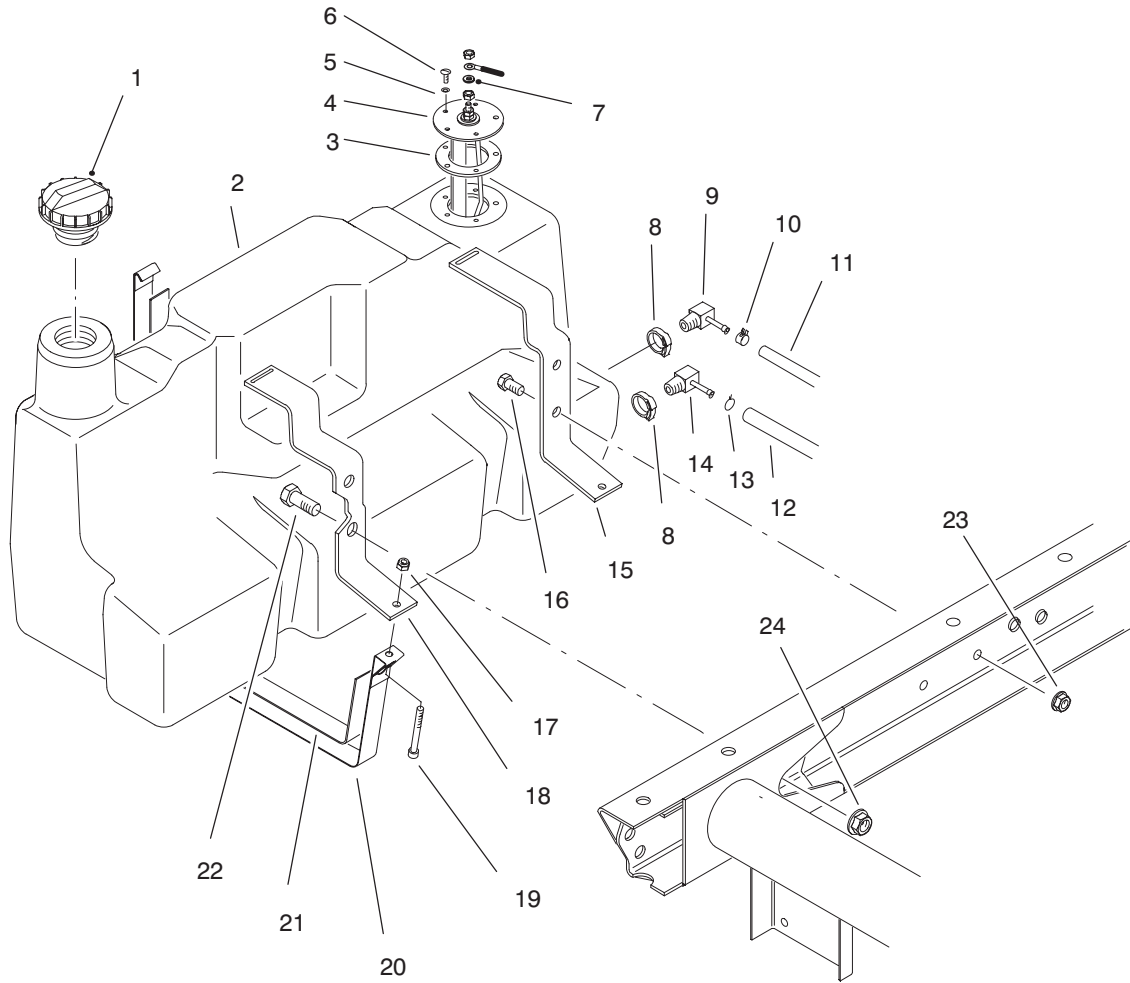


T-1608-1

BATTERY MOUNT ASSEMBLY

Ref. No.	Part No.	Description	No. Used
1	3290-357	Nut - Flange Lock	6
2	3255-9	Washer - Lock ETLW	1
3	87-7610	Tab - Battery Support	1
4	32128-33	Nut - Flange Lock	1
5	2412-89	Clamp - R	1
6	3230-23	Bolt - Carriage	4
7	3231-21	Bolt - Carriage	6
8	321-4	Screw - Cap Hex. Hd.	1
9	55-7290	Battery	1
10	19-4050	Knob	2
11	36-3400	Decal - No Step	1
11	93-6687	Decal - No Step (Europe)	1
11	84-2780	Decal - No Step (Japan)	1

Ref. No.	Part No.	Description	No. Used
12	87-5130	Cover - Battery Base	1
13	3296-27	Rivet - Plastic	4
14	87-7620	Shield - Plastic	1
15	87-5120	Bracket - Battery Base	1
16	323-9	Screw - Cap Hex. Hd.	1
17	3256-24	Washer - Flat	2
18	32128-20	Nut - Flange Lock	2
19	87-5110	Support - Lower	1
20	3296-39	Nut - Flange Lock	1
21	87-7600	Rod - Battery Support	1
22	93-6668	Decal - Charging (Europe)	1
23	93-7276	Decal - Danger (Europe)	1

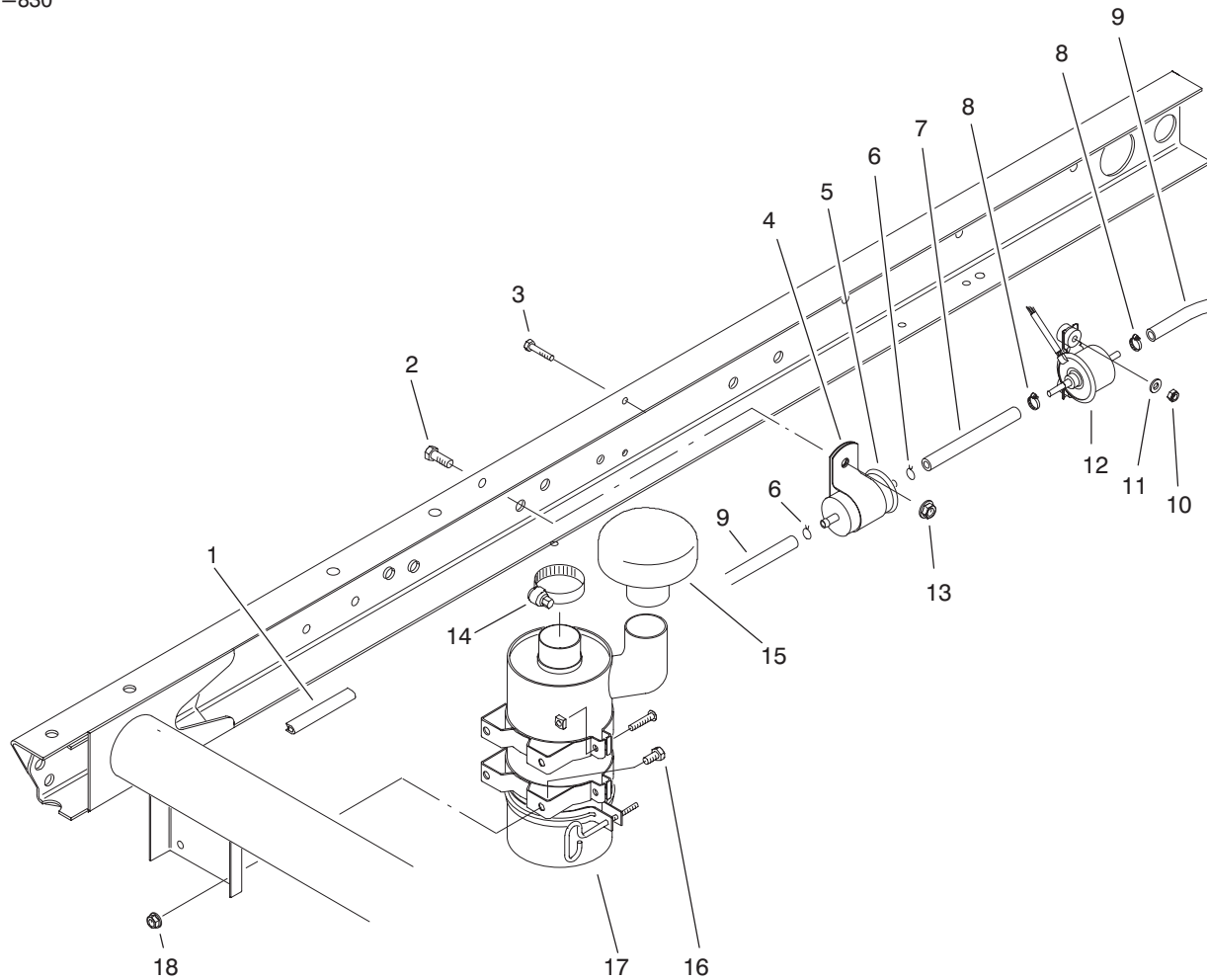


T-1609-1

FUEL TANK ASSEMBLY

Ref. No.	Part No.	Description	No. Used	Ref. No.	Part No.	Description	No. Used
1	93-3101	Cap - Fuel (US)	1	12	63-9640	Hose - Fuel	2
*	93-7170	Cap - Fuel (CE)	1	13	92-2379	Clamp - Hose	1
2	94-3801	Fuel Tank Assembly (Incl. Ref. #8, 9 & 14)	1	14	353-781	Fitting - Fuel 90°	1
3	62-7650	Gasket - Sending Unit	1	15	87-3140	Support - Rear	1
4	63-7640	Unit - Sending	1	16	323-4	Screw - Cap Hex. Hd.	2
5	3253-15	Washer - Lock	5	17	3296-42	Nut - Lock	2
6	32122-24	Screw - Round Hd	5	18	87-3150	Support - Front	1
7	5-3637	Washer - Flat	1	19	3274-54	Screw - Hex. Socket Hd.	2
8	2412-36	Clamp	2	20	87-3160	Strap - Tank Support	2
9	76-4430	Fitting - Fuel 90°	1	21	87-3170	Pad - Tank Support Strap	2
10	2412-108	Clamp - Hose	1	22	3234-38	Screw - Cap Hex. Hd.	2
11	75-4701	Hose - Fuel	1	23	3290-357	Nut - Flange	2
				24	32128-23	Nut - Flange	2

*Not Illustrated

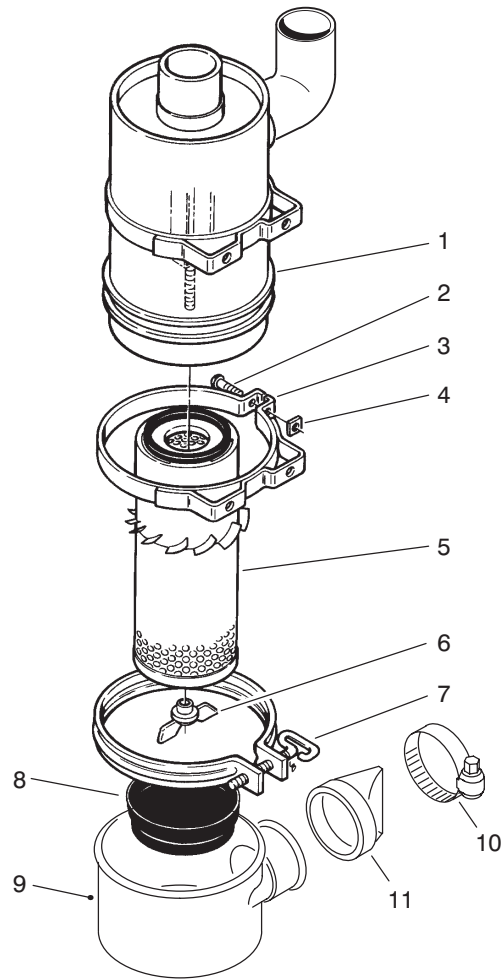


T-1738-2

AIR CLEANER & FUEL SUPPLY ASSEMBLY

Ref. No.	Part No.	Description	No. Used
1	43-4300	Trim	1
2	323-6	Screw - Cap Hex. Hd.	1
3	48-7650	Screw - Cap Hex. Hd.	2
4	2412-96	Clamp - R	1
5	18-1520	Filter - Fuel	1
6	92-2379	Clamp - Hose	2
7	71-2690	Hose - Fuel	1
8	2412-108	Clamp - Hose	2
9	47-2964	Hose - Fuel	1

Ref. No.	Part No.	Description	No. Used
10	49-7810	Nut - Lock	2
11	3256-67	Washer - Flat	2
12	92-2007	Pump - Fuel	2
13	3290-357	Nut - Flange	1
14	2412-92	Clamp - Hose	1
15	46-7510	Hood - Air Inlet	1
16	322-2	Screw - Cap Hex. Hd.	4
17	94-5235	Air Cleaner Assembly	1
18	32128-20	Nut - Flange	4

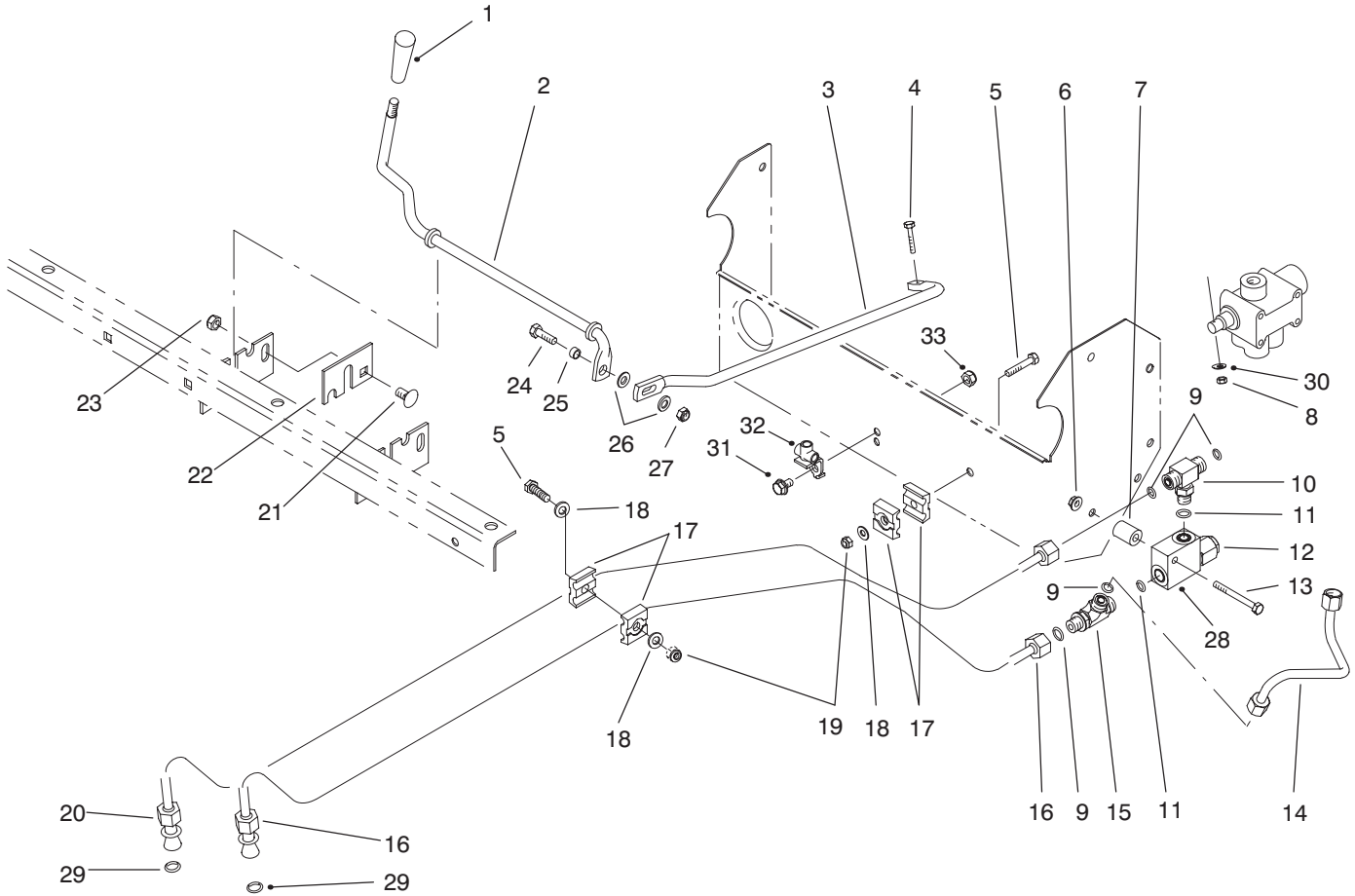


T-2507

AIR CLEANER ASSEMBLY

Ref. No.	Part No.	Description	No. Used	Ref. No.	Part No.	Description	No. Used
1		Body	1	7	33-1340	Clamp Assembly	1
2	3258-19	Screw - Round Head	2	8	33-1310	Baffle	1
3	33-1350	Band Assembly (Incl. Ref. #2 & 4)	2	9	87-9390	Cup	1
4	32107-11	Nut - Square	2	10	2412-130	Clamp - Hose	1
5	33-1300	Assembly - Element	1	11	87-9400	Valve	1
6	33-1330	Assembly - Nut	1	*	94-5235	Air Cleaner (Complete) (Incl. Ref. #1 & 5-11)	1

*Not Illustrated



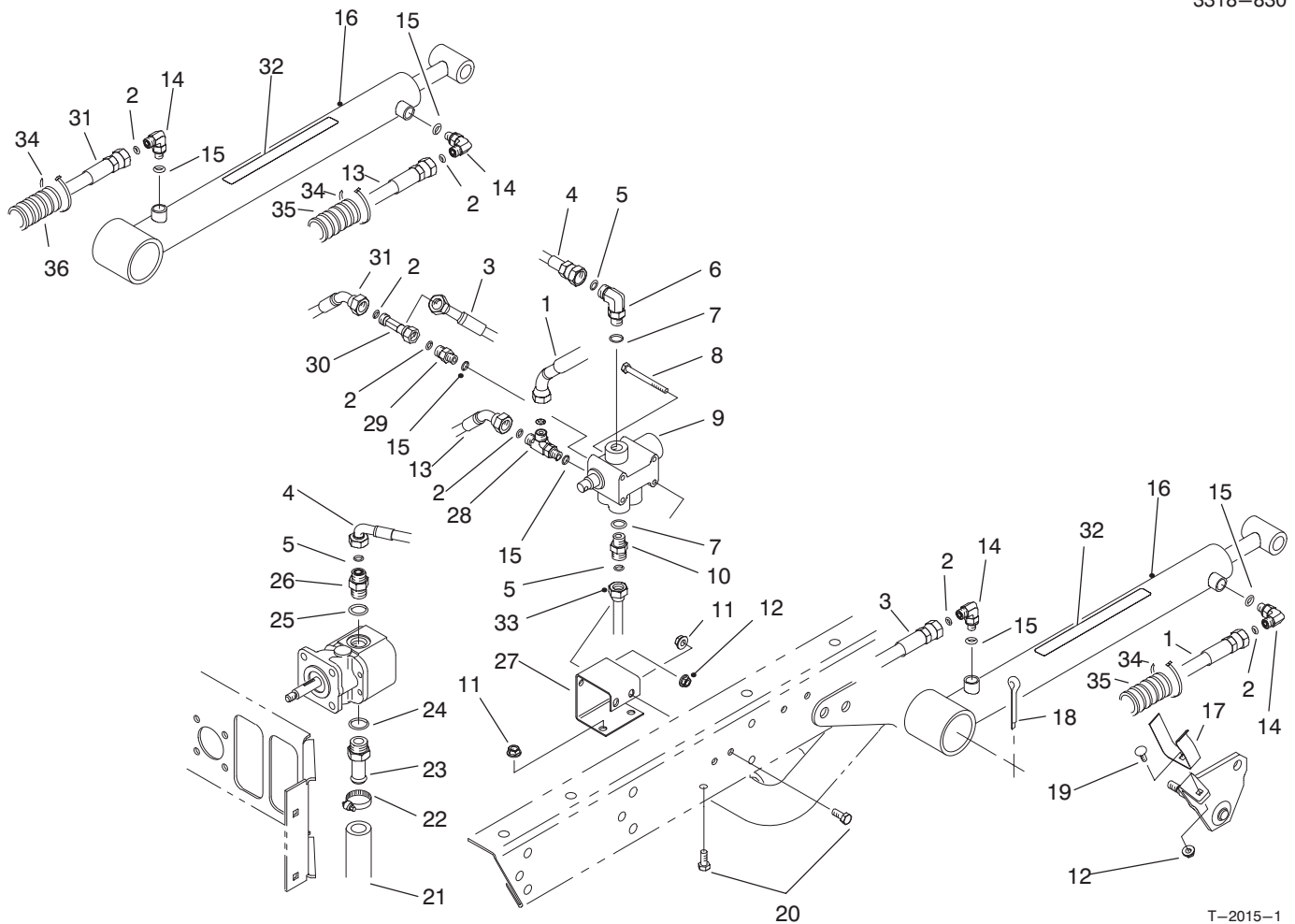
T-1610-1

LIFT VALVE LINKAGE ASSEMBLY

Ref. No.	Part No.	Description	No. Used
1	233-39	Knob	1
2	87-4500	Rod - Pivot	1
3	87-4510	Rod - Connecting	1
4	87-5150	Screw - Cap Hex. Hd.	1
5	321-9	Screw - Cap Hex. Hd.	2
6	32128-33	Nut - Flange Lock	1
7	75-9610	Spacer	1
8	87-5140	Nut - Lock	1
9	237-22	Seal - O-Ring	4
10	340-94	Fitting - Hydraulic Tee (Incl. Ref. #9 & 11)	1
11	237-42	Seal - O-Ring	2
12	92-2160	Cartridge - Relief Valve	1
13	321-15	Screw - Cap Hex. Hd.	1
14	87-4560	Tube - Hydraulic	1
15	340-86	Fitting - Hydraulic Tee (Incl. Ref. #9 & 11)	1
16	87-9350	Hydraulic Tube Assembly (Incl. Ref. #29)	1
17	56-7973	Clamp - Hydraulic Tube	4

Ref. No.	Part No.	Description	No. Used
18	3256-22	Washer - Flat	3
19	3296-42	Nut - Lock	2
20	87-4540	Hydraulic Tube Assembly (Incl. Ref. #29)	1
21	3231-21	Bolt - Carriage	1
22	87-4490	Bracket - Hold-Down	1
23	3296-39	Nut - Lock	1
24	322-5	Screw - Cap Hex. Hd.	1
25	87-5080	Spacer - Connecting	1
26	3256-23	Washer - Flat	2
27	3296-29	Nut - Lock	1
28	92-2161	Body - Relief Valve	1
29	39-7310	Seal - O-Ring	2
30	3256-14	Washer - Flat	1
31	322-2	Screw - Cap Hex. Hd.	1
32	87-3560	Tee - Brake Tube	1
33	32128-20	Nut - Flange Lock	1
*	87-3680	Assembly - Relief Valve (Incl. Ref. #12 & 28)	1

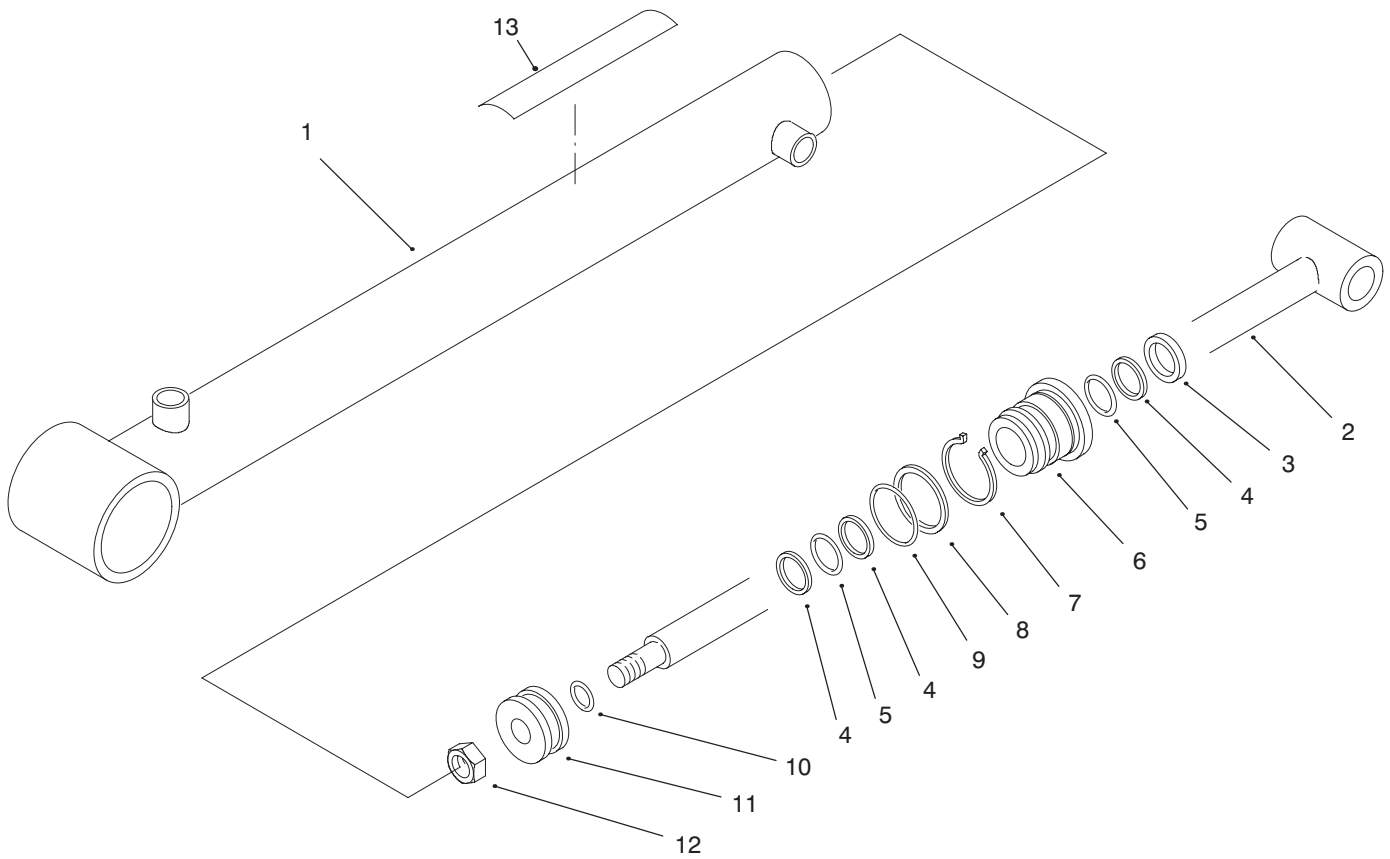
*Not Illustrated



T-2015-1

LIFT VALVE & CYLINDER ASSEMBLY

Ref. No.	Part No.	Description	No. Used	Ref. No.	Part No.	Description	No. Used
1	92-2697	Hose - Hydraulic LH	1	17	87-3720	Retainer - Cylinder	2
2	237-21	Seal - O-Ring	6	18	3272-37	Pin - Cotter	2
3	87-4880	Hose - Hydraulic LH	1	19	3229-25	Screw - Carriage	2
4	87-4870	Hose - Hydraulic (Model 07200 & 07202)	1	20	322-3	Screw - Cap Hex. Hd.	4
4	93-9552	Hose - Hydraulic (Model 07200TC)	1	21	87-3670	Hose - Hydraulic	1
5	237-22	Seal - O-Ring	3	22	2412-34	Clamp	1
6	340-77	Fitting - Hydraulic 90° (Incl. Ref. #5 & 7)	1	23	354-136	Fitting - Hydraulic Straight (Incl. Ref. #24)	1
7	237-42	Seal - O-Ring	2	24	237-80	Seal - O-Ring	1
8	321-14	Screw - Cap Hex. Hd.	2	25	237-79	Seal - O-Ring	1
9	43-1950	Valve	1	26	340-3	Fitting - Hydraulic Straight (Incl. Ref. #5 & 25)	1
10	340-2	Fitting - Straight (Incl. Ref. #5 & 7) (Model 07200 & 07202)	1	27	87-4520	Bracket - Dump Valve	1
10	340-77	Fitting - 90° (Incl. Ref. #5 & 7) (Model 07200TC)	1	28	340-140	Fitting - Hydraulic Tee (Incl. Ref. #2 & 15)	1
11	32128-20	Nut - Flange Head	4	29	340-92	Fitting - Hydraulic Straight (Incl. Ref. #2 & 15)	1
12	32128-33	Nut - Flange Head	4	30	340-151	Fitting - Hydraulic Tee (Incl. Ref. #2)	1
13	87-4910	Hose - Hydraulic RH	1	31	87-4900	Hose - Hydraulic RH	1
14	340-132	Fitting - Hydraulic 90° (Incl. Ref. #2 & 15)	4	32	87-7930	Decal - Warning	2
15	237-78	Seal - O-Ring	4	32	93-9852	Decal - Warning (Europe)	2
16	94-5203	Hydraulic Cylinder Assy. (Incl. Ref. #32)	2	32	92-6415	Decal - Warning (Japan)	2
				33	87-4560	Tube - Hydraulic	1
				34	3290-378	Tie - Cable (Europe)	6
				35	24-7923	Conduit - Hose (Europe)	2
				36	24-7922	Conduit - Hose (Europe)	1



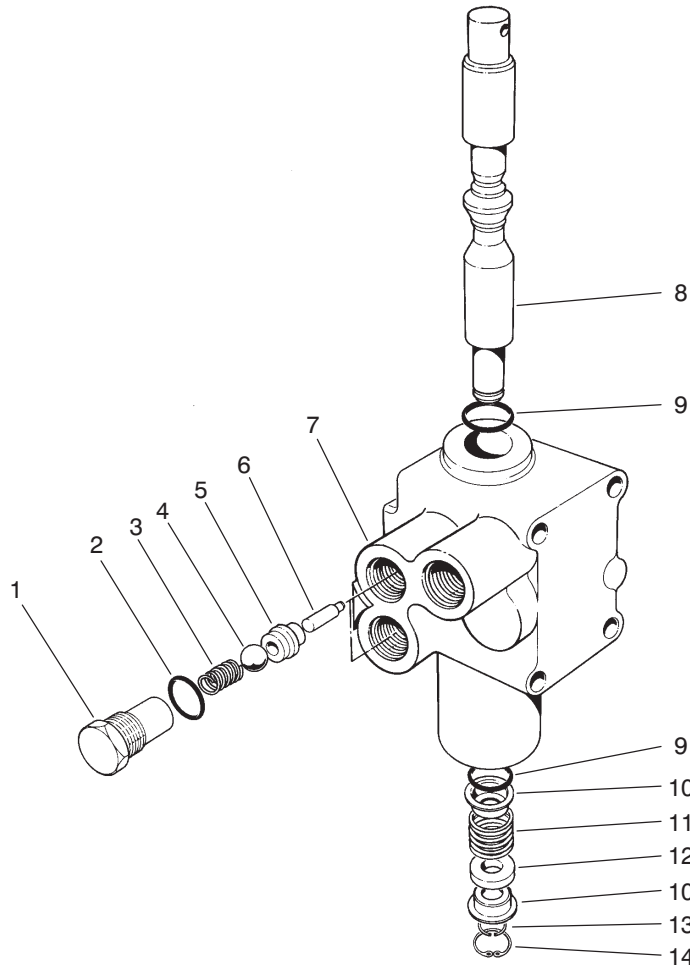
T-2342-1

LIFT CYLINDER NO. 94-5203

Ref. No.	Part No.	Description	No. Used
1	94-5206	Barrel Assembly	1
2	94-5207	Shaft	1
3		Seal - Dust	1
4		Backup	3
5		Seal - O-Ring	2
6	92-2162	Head	1
7	84-1680	Ring - Retaining	1
8		Backup	1

Ref. No.	Part No.	Description	No. Used
9		Seal - O-Ring	1
10		Seal - O-Ring	1
11	43-5150	Piston	1
12	32152-10	Nut	1
13	87-7930	Decal - Warning	1
*	92-2165	Kit - Repair (Incl. Ref. #3-5 & 8-10)	1

*Not Illustrated

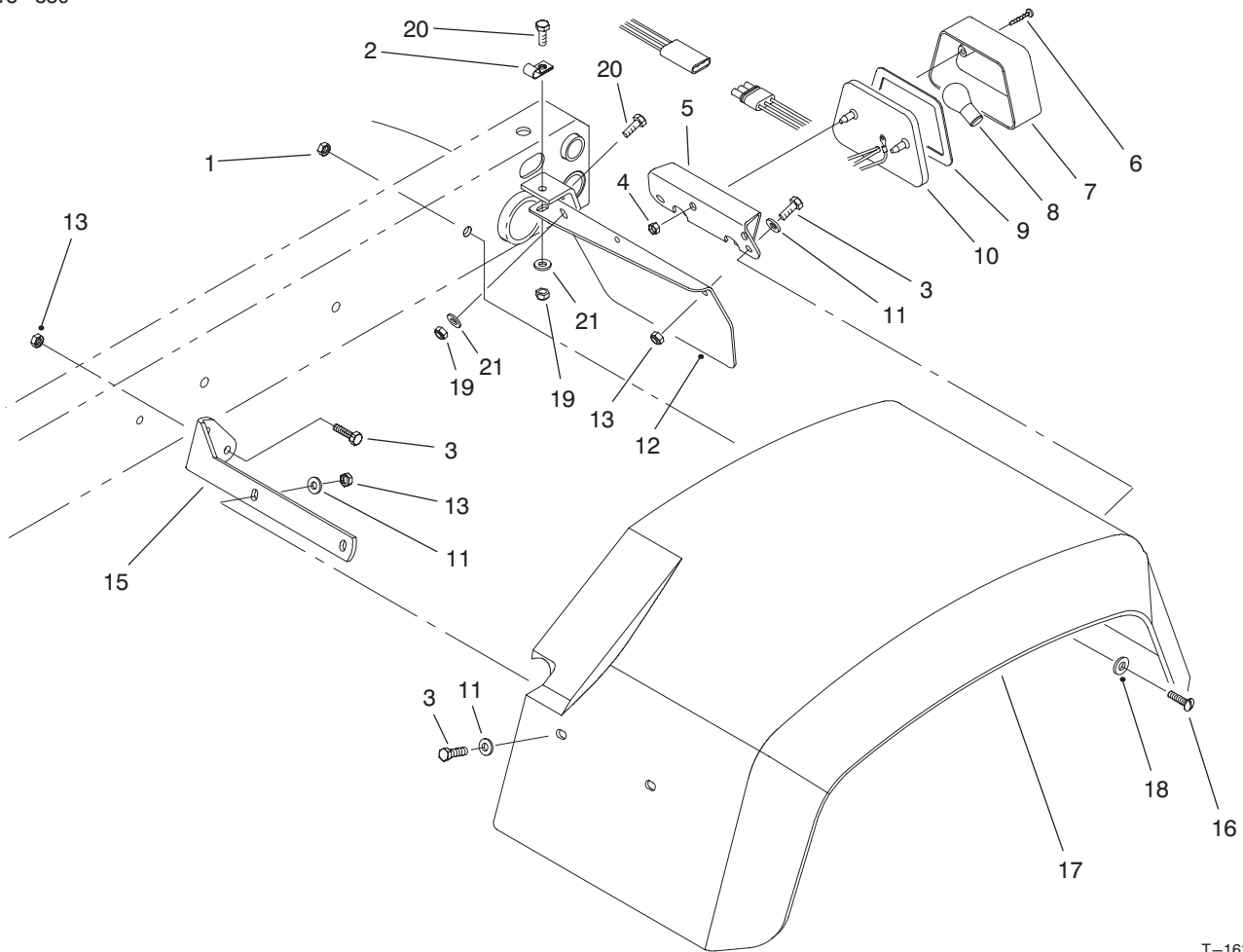


T-0280-1

CONTROL VALVE ASSEMBLY NO. 43-1950

Ref. No.	Part No.	Description	No. Used
1	22-8330	Plug	2
2	237-42	O-Ring	2
3	22-8340	Spring	2
4	22-8350	Ball	2
5	22-8370	Seat-Check Valve	2
6	22-8360	Pin - Cam	2
7		Body	1

Ref. No.	Part No.	Description	No. Used
8	22-8420	Spool	1
9	22-8500	O-Ring	2
10	22-8380	Retainer - Spring	2
11	22-8410	Spring	1
12	23-3030	Spacer	1
13	22-8480	Ring - Retaining, Spool	1
14	22-8490	Ring - Retaining	1



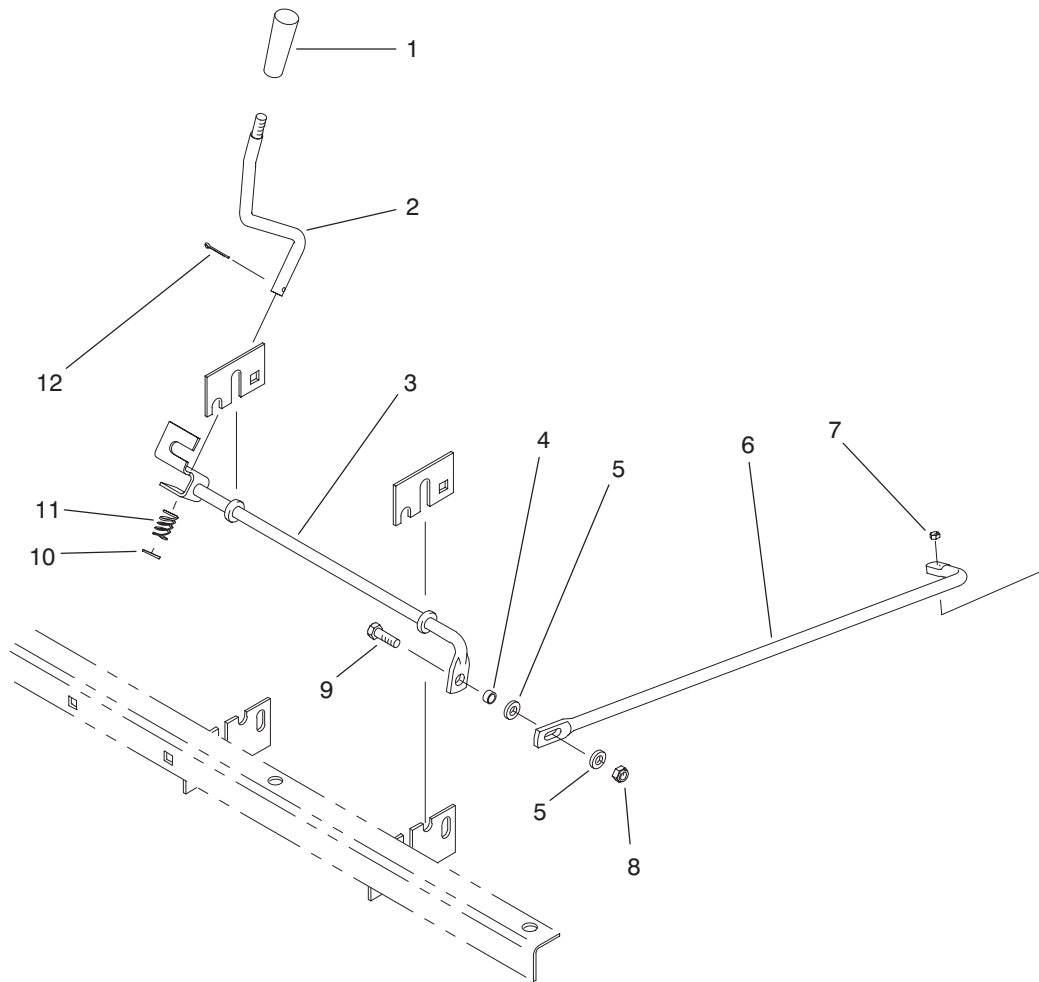
T-1613-1

REAR FENDER & TAIL LIGHT ASSEMBLY

Ref. No.	Part No.	Description	No. Used
1	3296-39	Nut - Lock	6
2	2412-93	Clamp - R	1
3	321-6	Screw - Cap Hex. Hd.	12
4	3290-506	Palnut	2
5	87-5770	U-Bracket - Tail Light	1
6	32144-93	Screw - Self Tapping	2
7	87-6300	Lens	1
8		Bulb (#1157 Std. 12 Volt)	1
9	87-6310	Gasket	1
10	87-2110	Tail Light Assembly (Incl. Ref. #6-9)	1

Ref. No.	Part No.	Description	No. Used
11	3256-22	Washer - Flat	12
12	93-8943	Plate - Tail Light LH	1
*	93-8944	Plate - Tail Light RH	1
13	3296-42	Nut - Lock	16
15	93-8941	Bracket - Front LH	1
*	93-8942	Brackrt - Front RH	1
16	3274-94	Screw - Socket Button Hd.	6
17	87-6660	Fender - Rear 24"	2
18	3256-24	Washer - Flat	6
19	3296-29	Nut - Lock	4
20	322-5	Screw - Cap Hex. Hd.	4
21	3256-23	Washer - Flat	4

*Not Illustrated

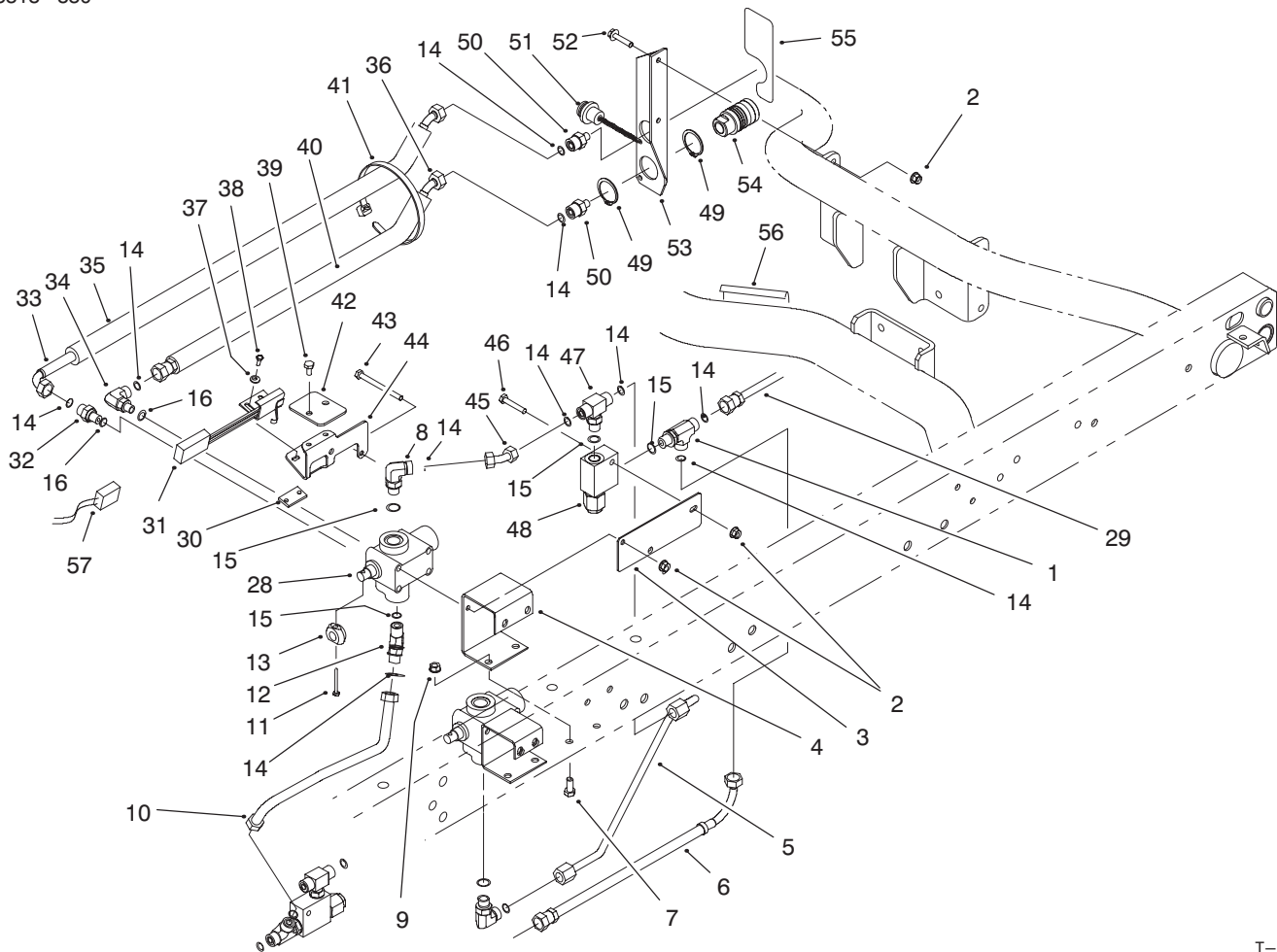


T-2623

REMOTE HYDRAULICS CONTROL LEVER & LINKAGE (Model 07200TC)

Ref. No.	Part No.	Description	No. Used
1	233-39	Knob	1
2	87-4580	Rod - Auxiliary Lever	1
3	87-4610	Rod - Auxiliary	1
4	87-5080	Spacer - Connecting Rod	1
5	3256-23	Washer - Flat	2
6	93-9536	Rod - Connecting	1

Ref. No.	Part No.	Description	No. Used
7	3296-2	Nut - Hex.	1
8	3296-29	Nut - Lock	1
9	322-5	Screw - Cap Hex. Hd.	1
10	3256-25	Washer - Flat	1
11	66-4850	Spring - Compression	1
12	3272-7	Pin - Cotter	1

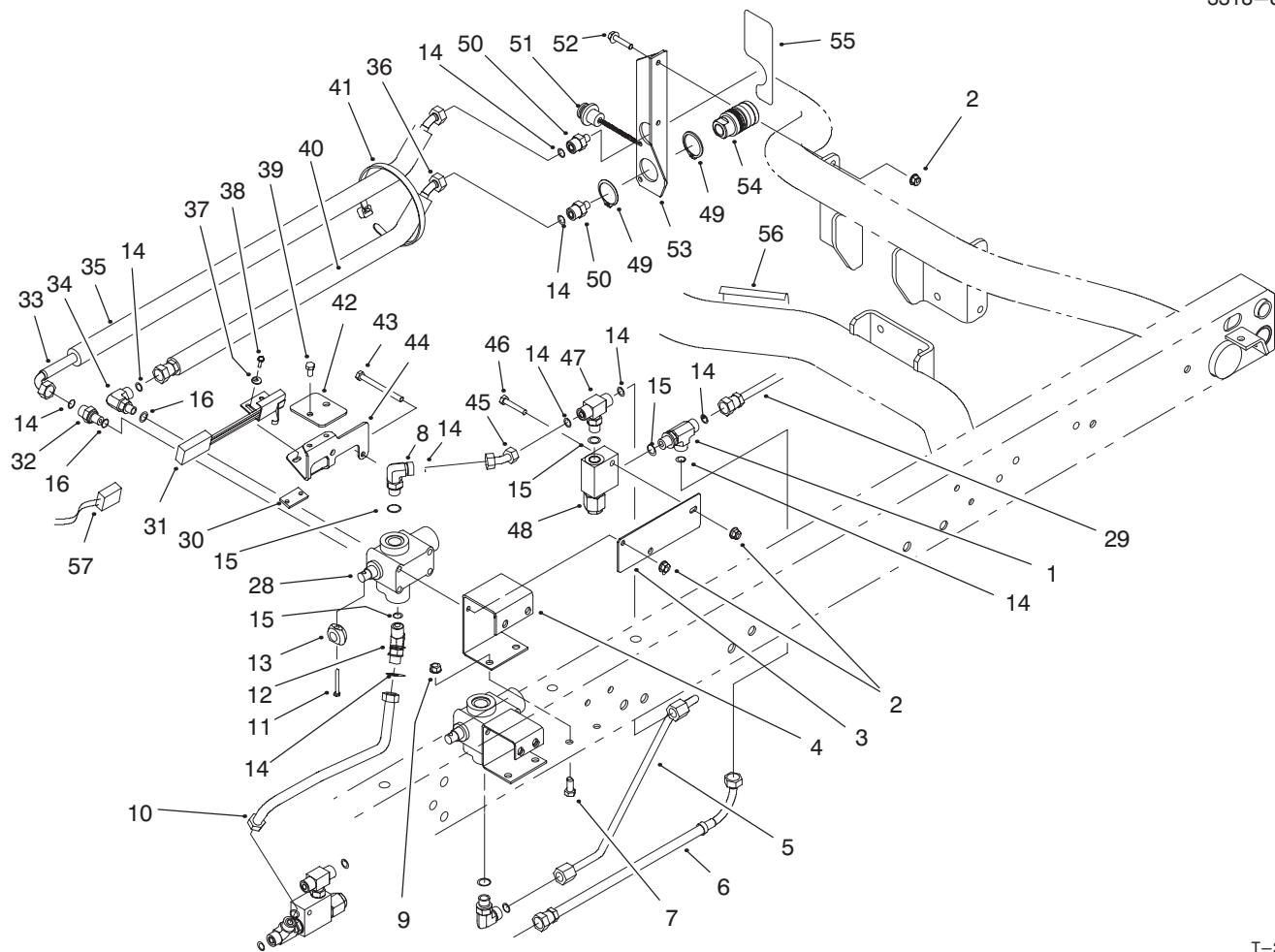


T-2624

REMOTE HYDRAULICS PLUMBING ASSEMBLY (Model 07200TC)

Ref. No.	Part No.	Description	No. Used
1	340-86	Fitting - Hydraulic Tee (Incl. Ref. #14 & 15)	1
2	32128-33	Nut - Flange Lock	5
3	92-2623	Plate - Valve Mount	1
4	87-4620	Bracket - Auxiliary Valve	1
5	93-9535	Hydraulic Tube Assembly	1
6	92-2624	Hydraulic Hose Assembly	1
7	322-3	Screw - Cap Hex. Hd.	4
8	340-77	Fitting - Hydraulic 90° (Incl. Ref. #14 & 15)	2
9	32128-20	Nut - Lock	4
10	92-2622	Hydraulic Tube Assembly	1
11	32105-5	Screw	1
12	340-87	Fitting - Hydraulic 45° (Incl. Ref. #14 & 15)	1
13	93-9542	Cam - Switch	1
14	237-22	Seal - O-Ring	10
15	237-42	Seal - O-Ring	5
16	237-78	Seal - O-Ring	3
28	43-1710	Rod - Auxiliary Lever	1
29	94-5255	Hydraulic Hose Assembly	1
30	93-9539	Strip - Tapped	1
31	92-7905	Switch & Bracket Assembly	1
32	340-88	Fitting - Hydraulic Straight (Incl. Ref. #14 & 16)	1

Ref. No.	Part No.	Description	No. Used
33	92-2606	Hydraulic Hose Assembly	1
34	340-97	Fitting - Hydraulic 90° (Incl. Ref. #14 & 16)	1
35	93-9540	Sleeve - Protective	1
36	92-2605	Hydraulic Hose Assembly	1
37	3256-14	Washer - Flat	2
38	32105-8	Screw	2
39	321-2	Screw - Hex. Hd.	2
40	93-9551	Sleeve - Protective	1
41	3290-378	Tie - Cable	6
42	93-9538	Cover - Switch	1
43	321-23	Screw - Hex. Hd.	2
44	93-9537	Bracket - Switch Mounting	1
45	92-2620	Hydraulic Tube Assembly	1
46	321-9	Screw - Hex. Hd.	1
47	340-94	Fitting - Hydraulic Tee (Incl. Ref. #14 & 15)	1
48	92-2625	Relief Valve Assembly (1900 psi)	1
49	92-2601	Ring - Retaining	4
50	340-12	Fitting - Hydraulic Straight (Incl. Ref. #14)	2
51	92-2603	Plug - Dust	2
52	3234-21	Screw - Hex. Hd.	2



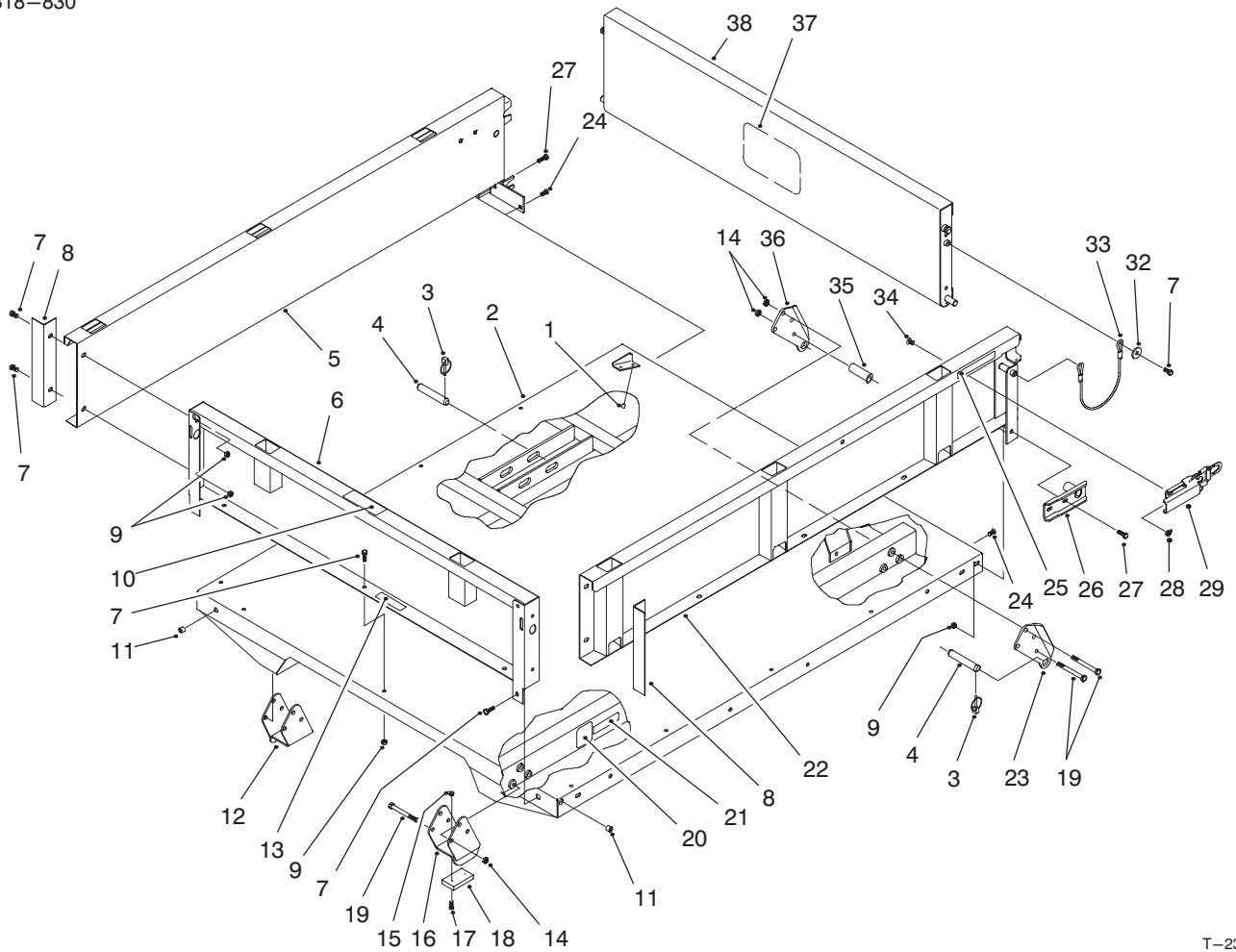
T-2624

REMOTE HYDRAULICS PLUMBING ASSEMBLY (Model 07200TC) (Continued)

Ref. No.	Part No.	Description	No. Used
53	92-2771	Rear Coupler Bracket Assy. (Incl. Ref. #55)	1
54	92-2602	Coupling - Hyd. Female	2
55	92-2610	Decal - Coupler (US)	1
*	93-9089	Decal - Coupler (CE)	1
*	92-5339	Decal - Coupler (JAP)	1

Ref. No.	Part No.	Description	No. Used
56	92-2611	Decal - Caution (US)	1
*	93-9090	Decal - Caution (CE)	1
*	92-5466	Decal - Caution (JAP)	1
57	93-9541	Harness - Wire	1

*Not Illustrated



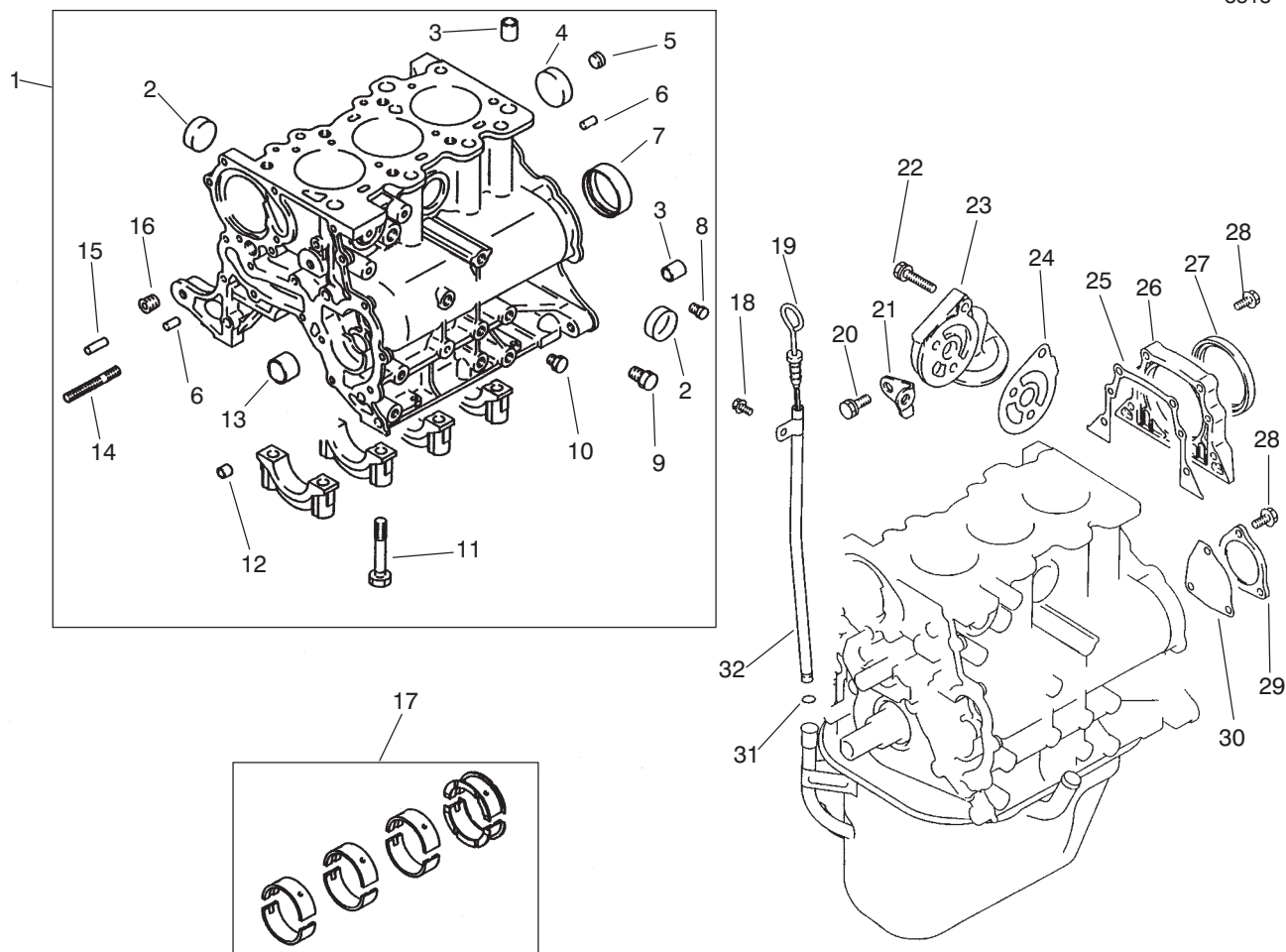
T-2382-1

BED & BED SIDE ASSEMBLY (Model 07202)

Ref. No.	Part No.	Description	No. Used
1	32148-6	Insert - Threaded	4
2	93-9724	Bed	1
3	92-1298	Pin - Lynch	8
4	92-1233	Pin - Clevis	4
5	92-1255	Panel - Side RH	1
6	92-5974	Panel - Front	1
7	3234-7	Screw	21
8	92-1320	Angle - Side	2
9	32128-35	Nut - Lock Flange	23
10	92-5955	Decal - No Riders	1
11	32148-7	Nut - Clinch	4
12	93-9723	Spacer - Bracket RH	1
†13		Decal - Serial Plate	1
14	3296-44	Nut - Lock	14
15	3296-42	Nut - Lock	4
16	93-9722	Spacer - Bracket LH	1
17	3250-45	Screw - Pan Hd.	4
18	93-9719	Block - Wear	2

Ref. No.	Part No.	Description	No. Used
19	323-42	Screw - Hex.	14
20	93-1312	Decal - Warning	2
†21		Decal - CE	1
22	92-1248	Panel - Side LH	1
23	93-9720	Plate - Pivot Long LH	2
24	3230-1	Screw - Carriage	2
25	92-1319	Decal - Caution	2
26	92-1265	Bracket - Pivot	2
27	3234-29	Screw	6
28	32128-20	Nut - Lock Flange	4
29	93-9606	Latch Assembly	2
32	3256-57	Washer - Flat	4
33	93-9595	Lanyard - Tailgate	2
34	3230-15	Screw - Carriage	4
35	93-9575	Tube - Flatbed Pivot	2
36	93-9721	Plate - Pivot Long RH	2
37	92-1242	Decal - Toro	1
38	92-1259	Tailgate - Rear	1

†Not available separately

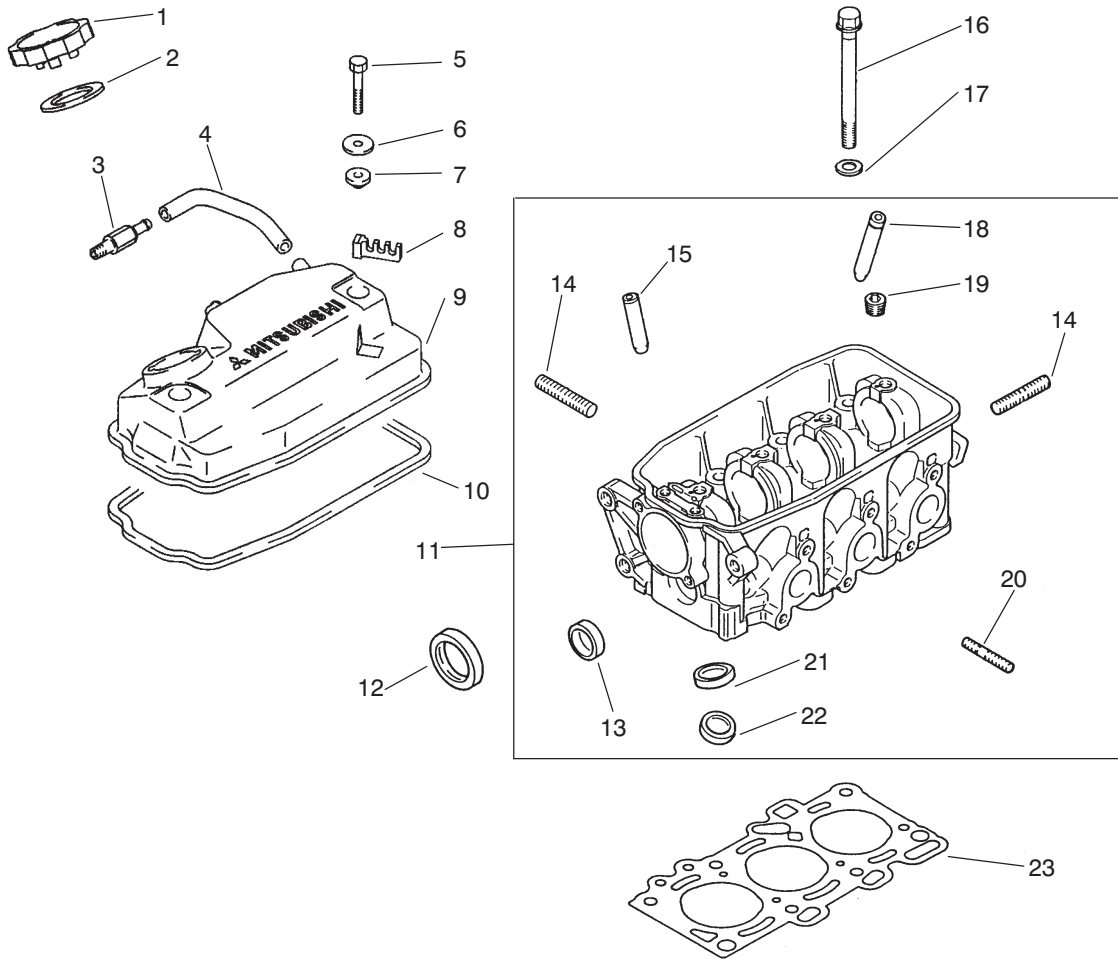


T-1631-1

CYLINDER BLOCK ASSEMBLY

Ref. No.	Part No.	Description	No. Used
1	92-2006	Assembly - Crankcase (Incl. Ref. #2-16)	1
2	92-2151	Cap - Sealing	3
3	92-2152	Bushing	4
4	92-1994	Cap - Sealing	1
5	92-1935	Plug - Taper	1
6	92-2148	Pin - Dowel	2
7	92-1982	Bearing - Ring	1
8	92-1902	Plug - Taper	1
9	56-0100	Plug - Taper	1
10	92-1910	Plug - Taper	1
11	67-2250	Bolt	8
12	67-2360	Bushing	4
13	92-1981	Bearing - Front	1
14	92-5107	Stud	1
15	92-1958	Pin - Dowel	1
16	67-2390	Plug - Taper	1

Ref. No.	Part No.	Description	No. Used
17	92-1956	Bearing - Set, Main	1
18	92-5112	Bolt - Flange Head	1
19	92-5110	Gauge - Oil Level	1
20	92-2144	Bolt	2
21	92-5109	Stay - Oil Filter	1
22	92-2143	Bolt	3
23	92-2012	Bracket - Oil Filter	1
24	92-5108	Gasket - Bracket	1
25	92-1987	Gasket	1
26	92-2045	Housing - Seal, Oil	1
27	92-1952	Seal - Oil	1
28	92-2131	Bolt - Flange Head	7
29	92-1945	Cover - Rear	1
30	92-1991	Gasket	1
31	92-1925	O-Ring	1
32	92-5111	Guide - Oil Level Gauge	1



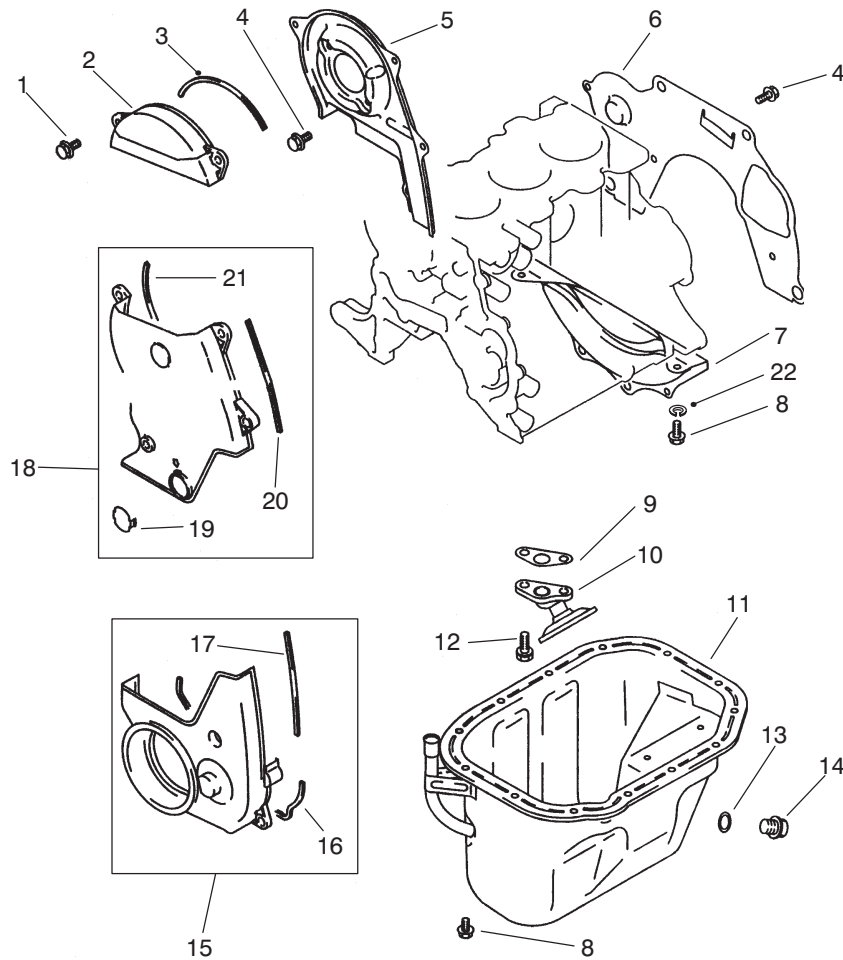
T-1630-1

ROCKER COVER & CYLINDER HEAD ASSEMBLY

Ref. No.	Part No.	Description	No. Used
1	92-1975	Cap - Oil (Incl. Ref. #2)	1
2	92-1943	Packing	1
3	92-2050	PCV Valve	1
4	92-2026	Hose - PCV Valve	1
5	92-2128	Bolt - Cover	2
6	92-2063	Washer	2
7	92-1929	Seal - Oil	2
8	92-1915	Clamp - Cable	1
9	94-5231	Assembly - Cover (Incl. Ref. #8 & 10)	1
10	92-1944	Gasket - Cover, Rocker	1
11	92-2034	Head - Cylinder (Incl. Ref. #13-15 & 18-22)	1
12	92-2021	Seal - Oil	1
13	92-2151	Cap - Sealing	1
14	42-9560	Stud	3
15	92-1926	Guide - Intake Valve (.05 mm OS)	3
*	92-5103	Guide - Intake Valve (.25 mm OS)	3
*	92-5104	Guide - Intake Valve (.50 mm OS)	3

Ref. No.	Part No.	Description	No. Used
16	92-1971	Bolt	8
17	92-1903	Washer	8
18	92-1911	Guide - Exhaust Valve (.05 mm OS)	1
*	92-5105	Guide - Exhaust Valve (.25 mm OS)	1
*	92-5106	Guide - Exhaust Valve (.50 mm OS)	1
19	92-1916	Plug - Taper	1
20	92-1905	Stud	6
21	92-1959	Seat - Intake Valve (.30 mm OS)	3
*	92-5102	Seat - Intake Valve (.60 mm OS)	3
22	92-1976	Seat - Exhaust Valve (.30 mm OS)	3
*	92-5101	Seat - Exhaust Valve (.60 mm OS)	3
23	92-1997	Gasket - Cylinder	1

*Not Illustrated

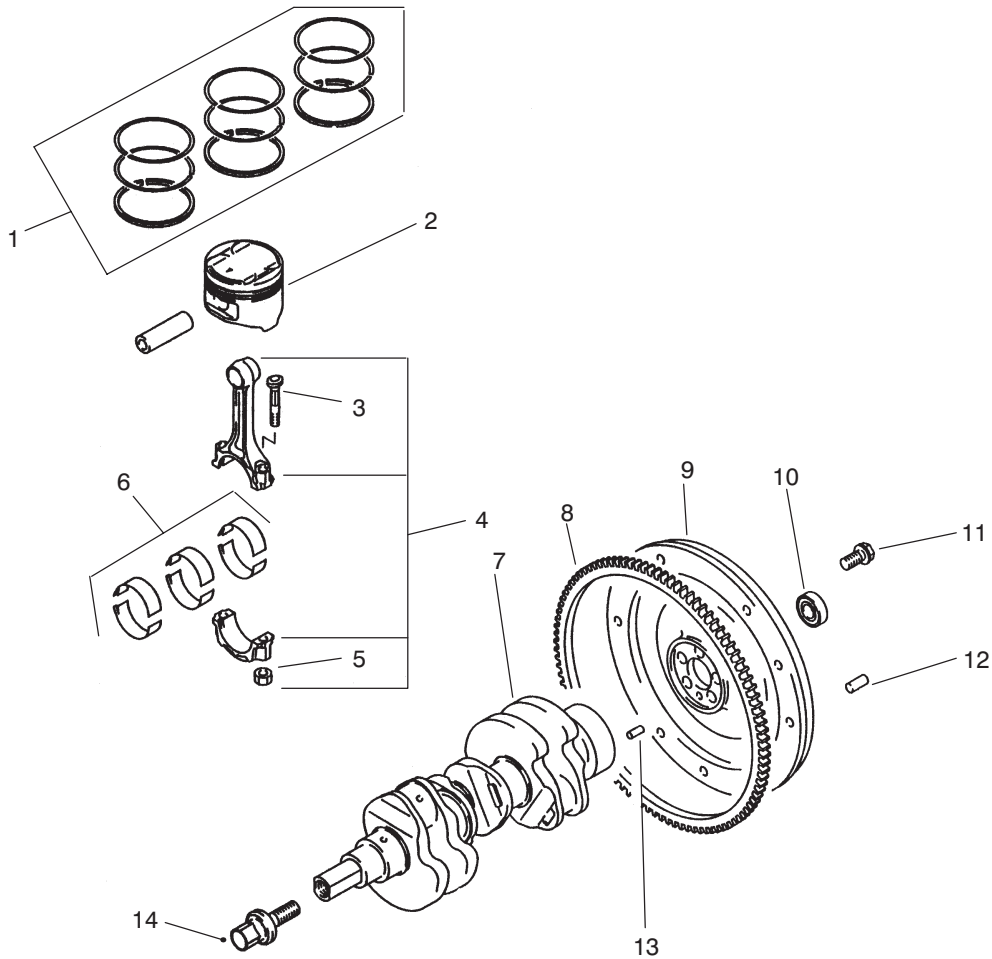


T-1632-1

COVERS & OIL PAN ASSEMBLY

Ref. No.	Part No.	Description	No. Used
1	92-5113	Bolt - Flange Head	3
2	92-1965	Assembly - Cover (Incl. Ref.#3)	1
3	92-1962	Gasket	1
4	92-2131	Bolt - Flange Head	2
5	92-2035	Cover - Front	1
6	92-1937	Plate - Rear	1
7	92-1938	Cover - Bell Housing	1
8	48-7610	Bolt - Hex. Head	2
9	92-1988	Gasket - Oil	1
10	92-2019	Strainer - Oil	1
11	92-2053	Assembly - Oil Pan (Incl. Ref.#13-14)	1

Ref. No.	Part No.	Description	No. Used
12	92-2137	Bolt/washer	2
13	92-1921	Gasket - Oil	1
14	92-1920	Plug - Oil	1
15	92-1967	Assembly - Cover (Incl. Ref. #16-17)	1
16	92-1939	Gasket	1
17	92-1940	Gasket	1
18	92-1996	Assembly - Cover, Front (Incl. Ref.#19-21)	1
19	92-1907	Cover - Access	1
20	92-1962	Gasket	1
21	92-1966	Gasket	1
22	3253-3	Washer - Lock	2



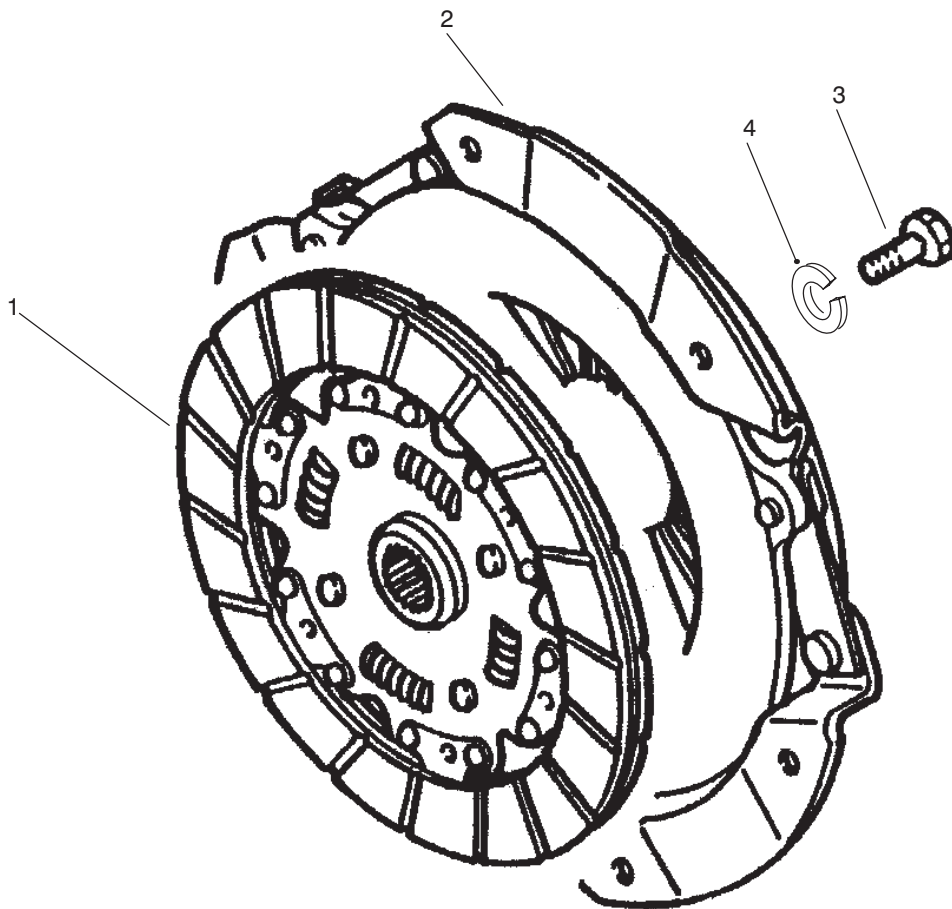
T-1633-1

PISTON & CRANKSHAFT ASSEMBLY

Ref. No.	Part No.	Description	No. Used
1	92-2014	Piston Ring Set (Std.)	1
*	92-5118	Piston Ring Set (.25 mm OS)	1
*	92-2015	Piston Ring Set (.50 mm OS)	1
*	92-5120	Piston Ring Set (.75 mm OS)	1
*	92-5121	Piston Ring Set (1.00 mm OS)	1
2	92-2005	Piston & Pin (Std.)	3
*	92-2013	Piston & Pin (.50 mm OS)	3
*	92-5116	Piston & Pin (.75 mm OS)	3
*	92-5117	Piston & Pin (1.00 mm OS)	3

Ref. No.	Part No.	Description	No. Used
3	92-2003	Bolt - Connecting Rod	6
4	92-1999	Rod - Connecting (Incl. Ref. #3 & 5)	3
5	92-1923	Nut	6
6	92-1957	Rod Bearing Set	1
7	92-1995	Assembly - Crankshaft	1
8	92-1942	Gear - Ring	1
9	92-1980	Flywheel	1
10	92-1914	Bearing - Ball	1
11	92-1934	Bolt - Flywheel	5
12	42-7160	Pin - Dowel	3
13	92-2148	Pin - Dowel	1
14	92-2057	Bolt - Crankshaft PTO	1

*Not Illustrated

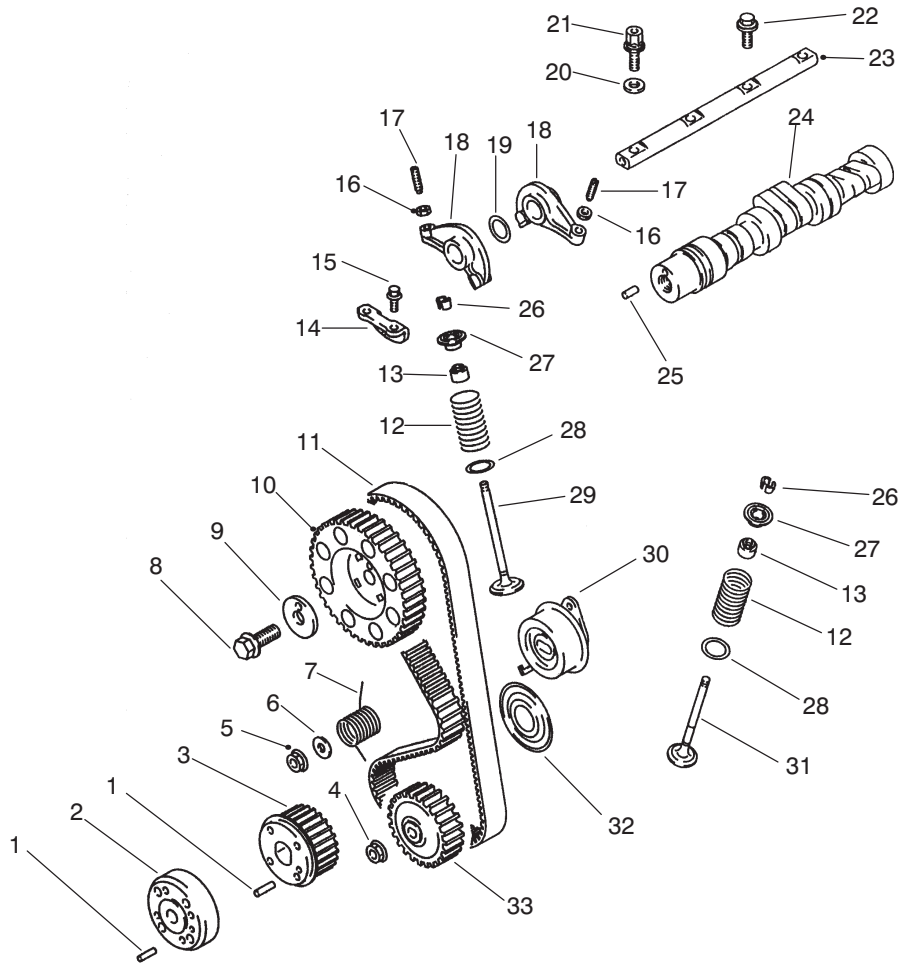


T-1644-1

CLUTCH & CLUTCH RELEASE ASSEMBLY

Ref. No.	Part No.	Description	No. Used
1	87-3190	Disc - Clutch	1
2	87-3180	Cover - Clutch	1

Ref. No.	Part No.	Description	No. Used
3	48-7700	Bolt	6
4	3253-4	Washer - Lock	6

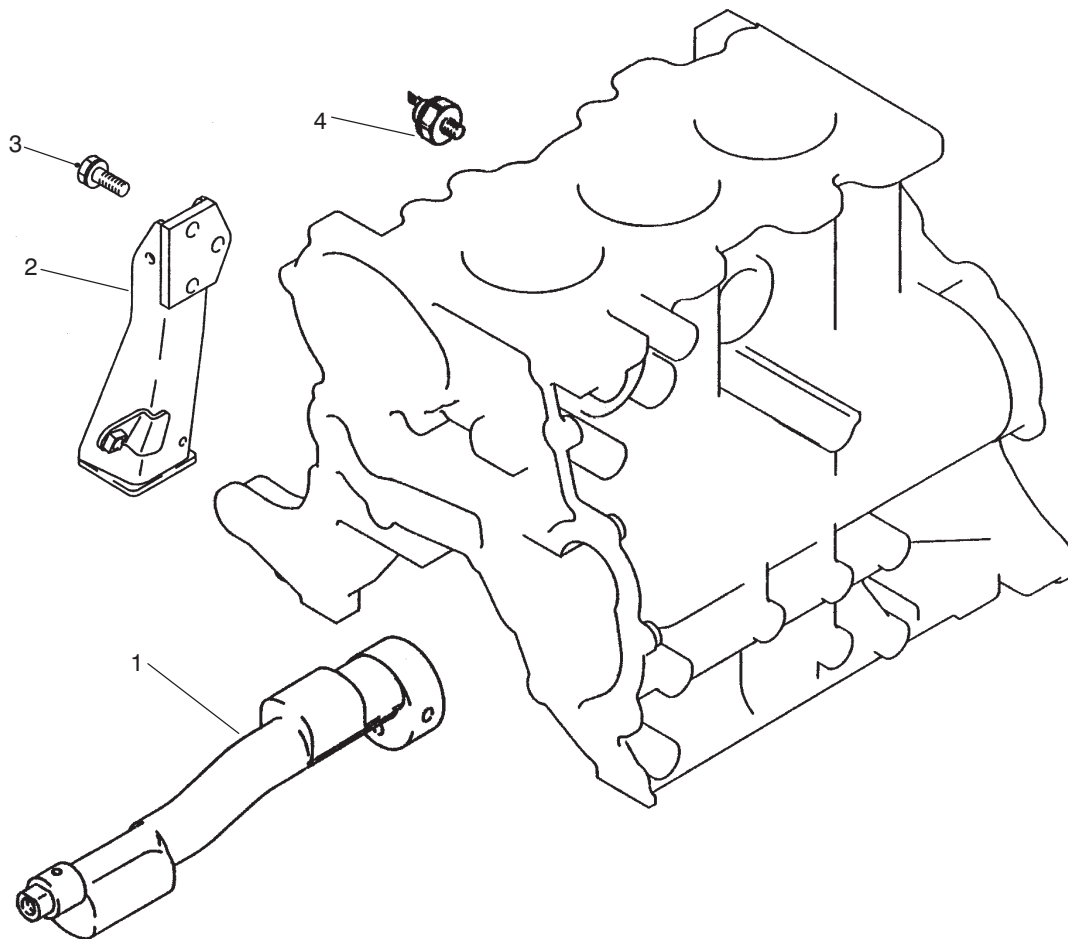


T-1634-1

CAMSHAFT & VALVES ASSEMBLY

Ref. No.	Part No.	Description	No. Used
1	92-2149	Pin	2
2	92-2062	Assembly - PTO Adapter (Incl. Ref.#1)	1
3	92-2061	Assembly - PTO Sprocket (Incl. Ref.#1)	1
4	92-5122	Nut - Timing Belt	1
5	92-2145	Nut - Flange	1
6	92-2147	Washer	1
7	92-2001	Spring	1
8	92-2135	Bolt - Flange Head	1
9	92-1922	Washer	1
10	92-2000	Sprocket	1
11	92-2059	Belt - Timing	1
12	92-1977	Spring - Valve	6
13	92-1961	Seal - Valve	6
14	92-1964	Plate - Cam	1
15	92-2130	Bolt - Flange Head	2
16	92-1909	Nut	6

Ref. No.	Part No.	Description	No. Used
17	92-1953	Screw - Adjusting	6
18	92-1947	Arm - Rocker	6
19	92-1930	Washer - Wave	2
20	92-1972	Washer	2
21	92-2017	Bolt - Rocker Shaft	2
22	92-2018	Bolt - Rocker Shaft	2
23	92-1973	Shaft - Rocker Arm	1
24	92-2049	Assembly - Camshaft (Incl. Ref.#25)	1
25	92-2010	Pin - Dowel	1
26	42-7860	Lock - Valve	12
27	92-1931	Retainer	6
28	92-1936	Seal - Valve	6
29	92-1954	Valve - Inlet	3
30	92-1968	Tensioner - Belt	1
31	92-1955	Valve - Exhaust	3
32	92-2056	Flange - PTO	1
33	92-2042	Sprocket - Oil	1

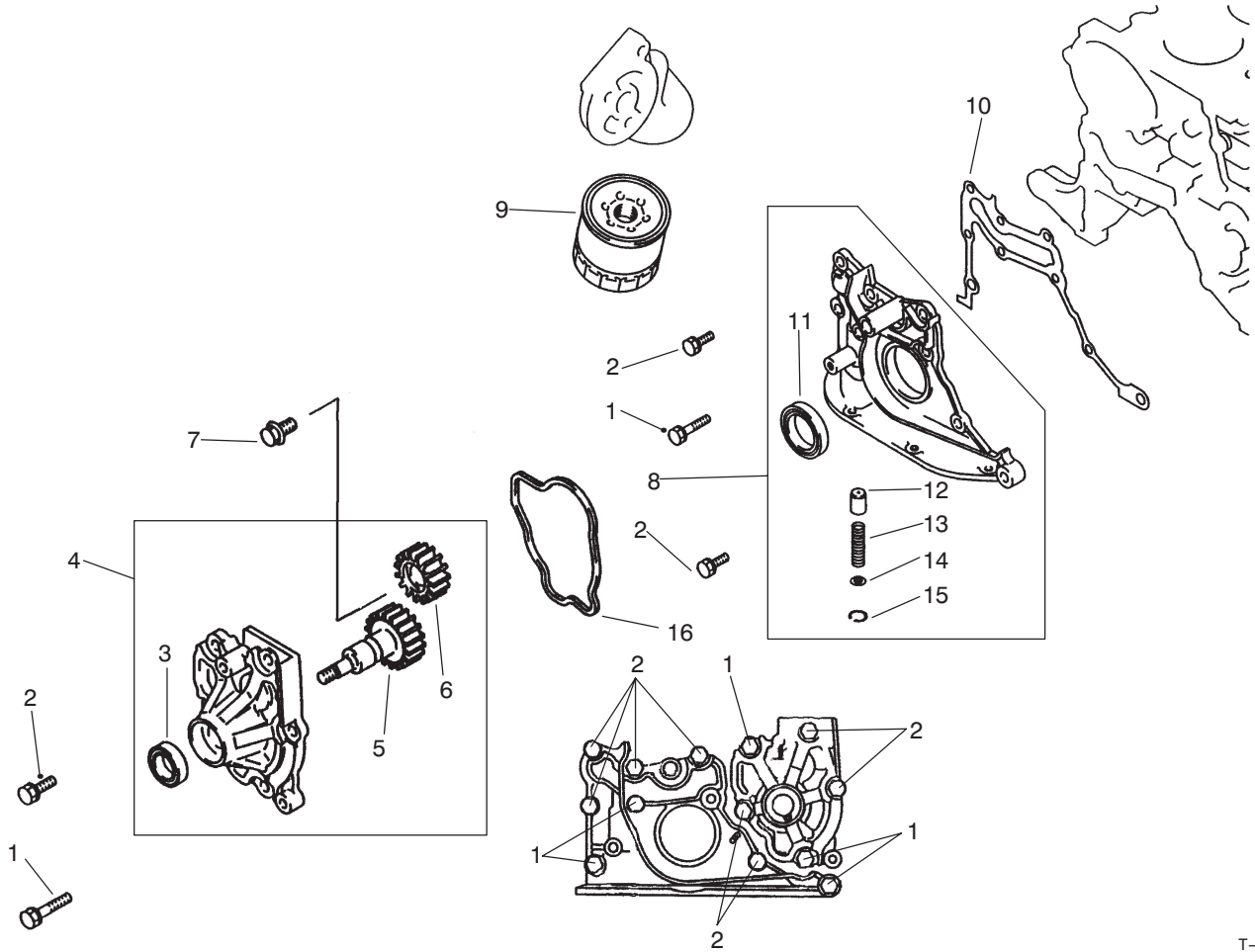


T-1635-1

BALANCER & OIL PRESSURE SWITCH & ENGINE MOUNT

Ref. No.	Part No.	Description	No. Used
1	92-1998	Shaft - Balancer	1
2	92-2022	Mount - Engine	1

Ref. No.	Part No.	Description	No. Used
3	92-5123	Bolt - Engine Mount	3
4	92-1978	Switch - Oil Pressure	1

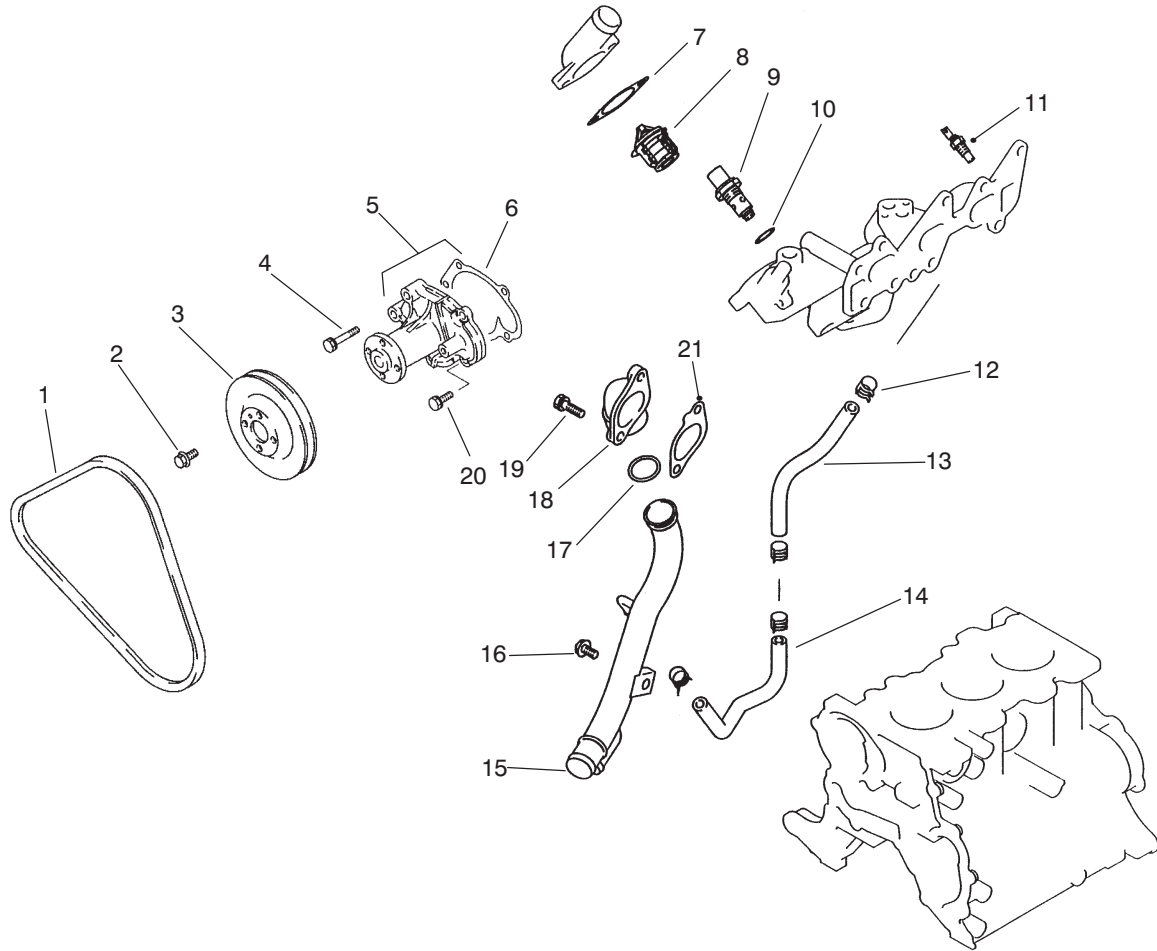


T-1636-1

OIL PUMP & FILTER ASSEMBLY

Ref. No.	Part No.	Description	No. Used
1	67-2560	Bolt/washer	5
2	42-9400	Bolt/washer	8
3	92-2032	Seal - Oil	1
4	92-2046	Assembly - Oil Pump (Incl. Ref.#3, 5 & 6)	1
5	92-1948	Gear - Oil Pump	1
6	92-1949	Gear - Oil Pump	1
7	92-1918	Bolt - Flange Head	1
8	92-1974	Assembly - Case (Incl. Ref.#11-15)	1

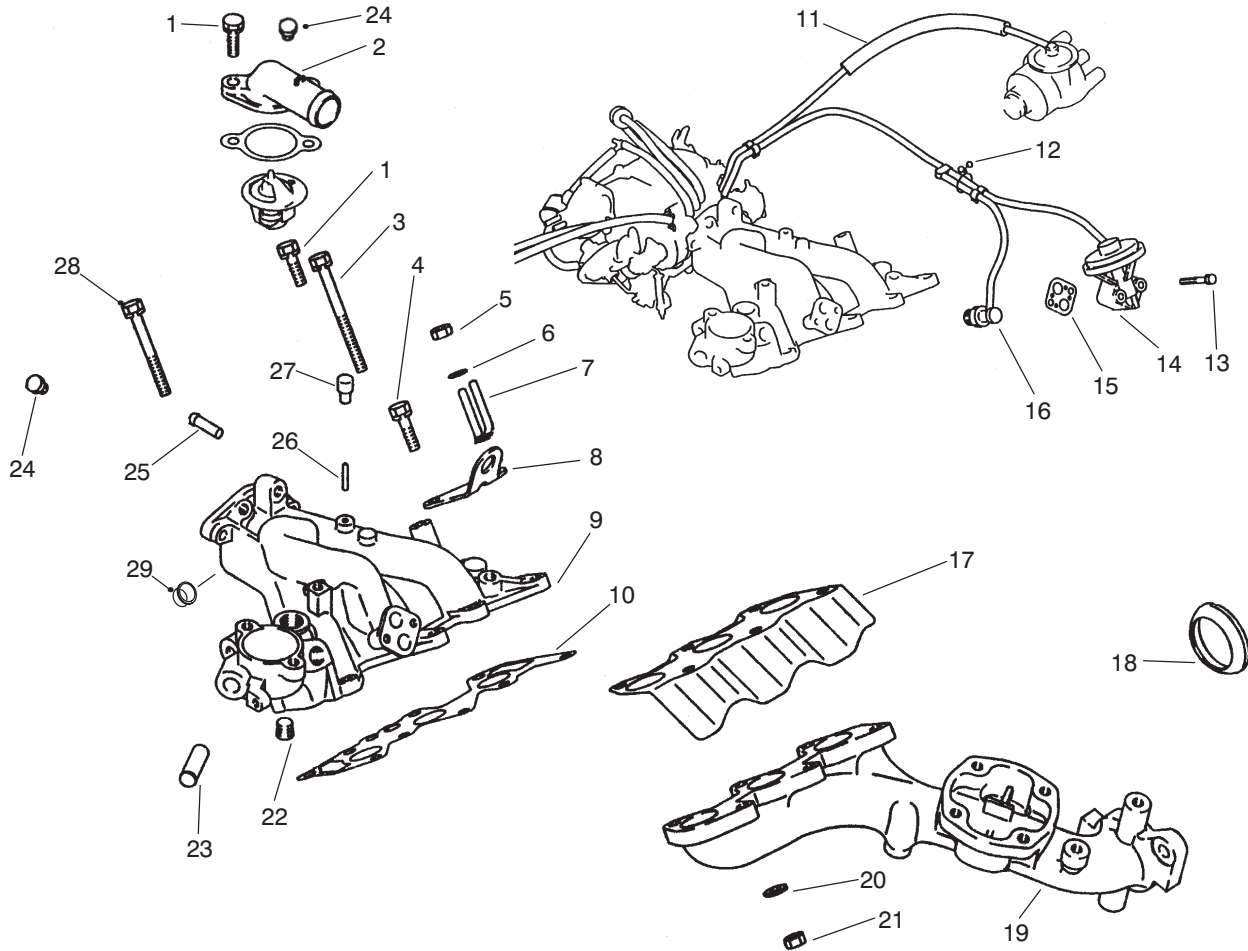
Ref. No.	Part No.	Description	No. Used
9	67-4330	Filter - Oil	1
10	92-1946	Gasket - Front	1
11	92-1960	Seal - Oil	1
12	92-1927	Plunger - Relief	1
13	92-1928	Spring - Relief	1
14	92-1983	Retainer	1
15	92-2150	Ring - Snap	1
16	92-1941	Gasket - Oil	1



T-1639-1

WATER PUMP & THERMOSTAT ASSEMBLY

Ref. No.	Part No.	Description	No. Used	Ref. No.	Part No.	Description	No. Used
1	92-2041	V-Belt	1	11	92-1933	Gauge - Water Temperature	1
2	92-5112	Bolt - Flange Head	4	12	54-1400	Clip	4
3	92-2040	Pulley	1	13	92-1924	Hose - Water By-Pass	1
4	92-2142	Bolt/washer	3	14	92-2009	Hose - By-Pass	1
5	92-2060	Assembly - Water Pump (Incl. Ref.#6)	1	15	92-2024	Pipe - Water	1
6	92-1989	Gasket	1	16	92-2132	Bolt	1
7	92-1950	Gasket	1	17	92-1908	O-Ring	1
8	92-2039	Kit - Thermostat (Incl. Ref.#7)	1	18	92-2008	Cover	1
9	92-5160	Valve - Thermostat	1	19	92-2138	Bolt	2
10	92-5161	Gasket	1	20	42-9400	Bolt	2
				21	92-2155	Gasket - Water Inlet	1

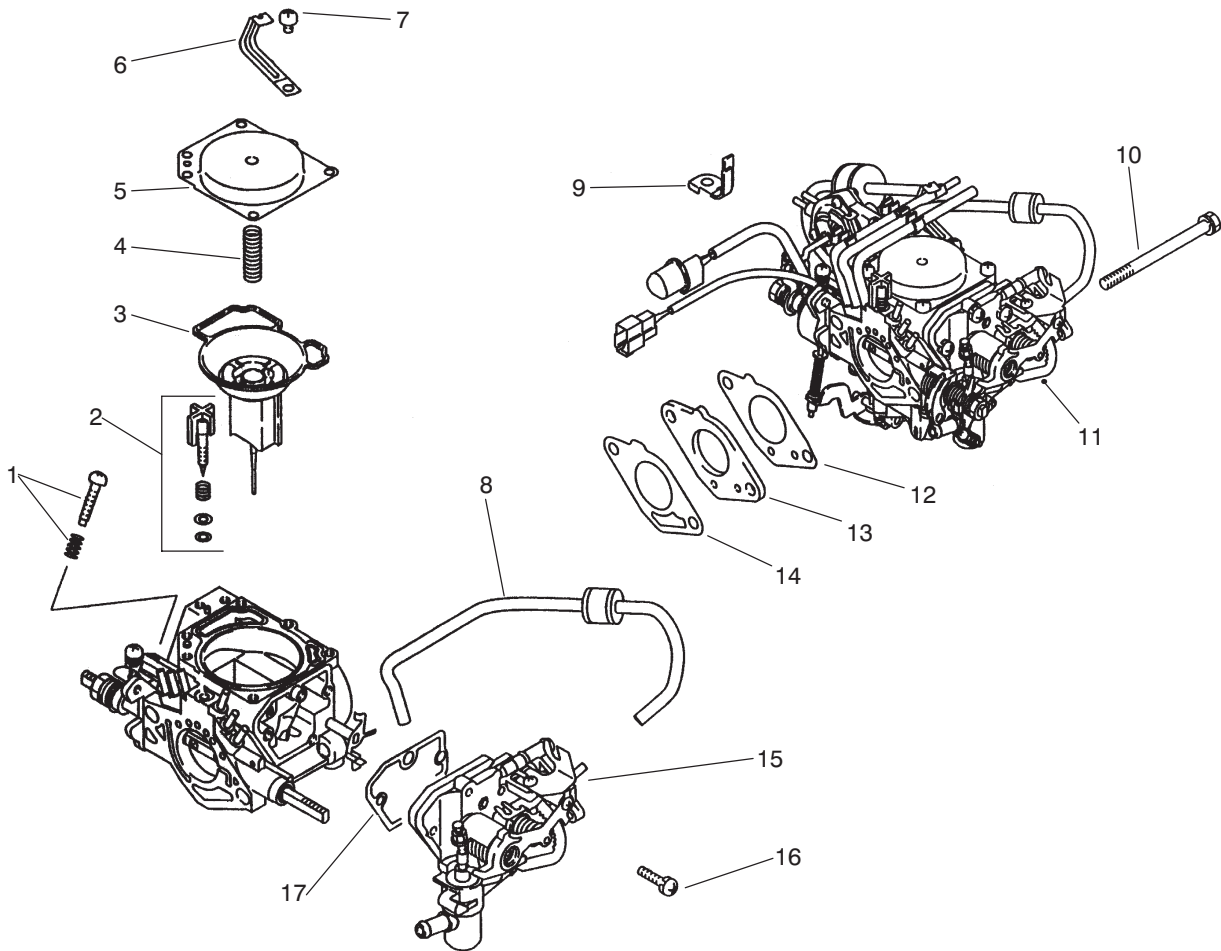


T-1640-1

EXHAUST & INTAKE MANIFOLD ASSEMBLY

Ref. No.	Part No.	Description	No. Used
1	92-2138	Bolt	3
2	92-2157	Outlet - Water	1
3	92-2141	Bolt	2
4	92-2139	Bolt	1
5	67-4670	Nut	2
6	67-3260	Washer	2
7	92-1901	Clip	1
8	92-1963	Mount - Engine	1
9	92-2054	Manifold - Intake (Incl. Ref.#22, 23, 25 & 26)	1
10	92-1993	Gasket - Intake	1
11	92-5164	Assembly - Hose	1
12	92-5165	Clip	1
13	92-5166	Bolt	2
14	92-2016	Valve - EGR	1

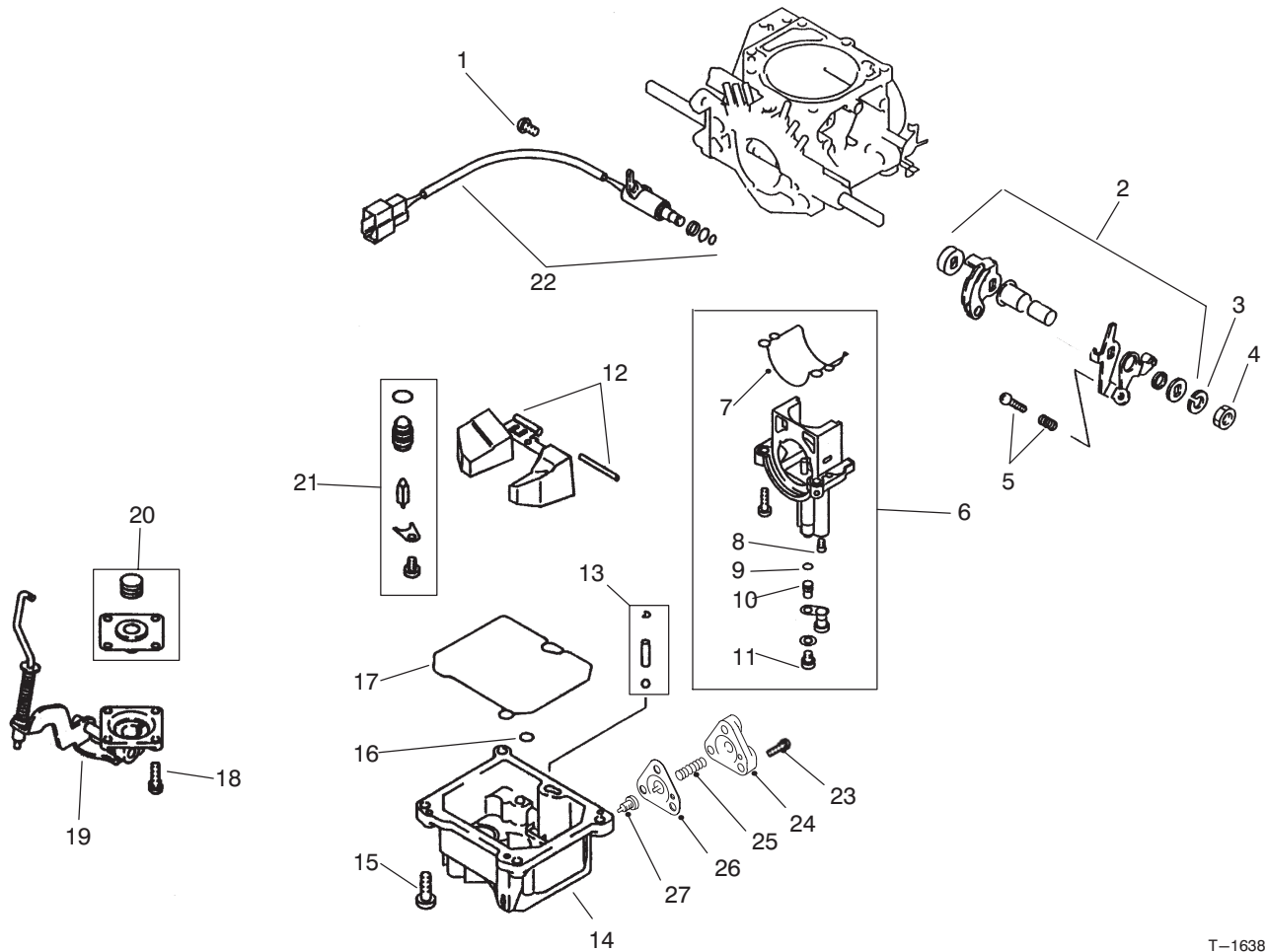
Ref. No.	Part No.	Description	No. Used
15	92-5163	Gasket - EGR Valve	1
16	92-1906	Assembly - Valve	1
17	92-2036	Cover - Exhaust Manifold	1
18	92-2044	Gasket - Exhaust Ring	1
19	92-2023	Manifold - Exhaust	1
20	48-8030	Washer	6
21	48-7930	Nut	6
22	67-2390	Plug - Taper	1
23	92-1912	Pipe - Manifold	1
24	92-5162	Plug - Inlet	2
25	92-1917	Nipple	1
26	92-1951	Nipple	1
27	92-2002	Cap Inlet	1
28	92-2140	Bolt	1
29	92-2151	Cap - Plug	1



T-1637-1

CARBURETOR INSTALLATION ASSEMBLY

Ref. No.	Part No.	Description	No. Used	Ref. No.	Part No.	Description	No. Used
1	92-5136	Kit - Adjusting Screw	1	10	92-5157	Bolt	2
2	92-2111	Kit - Mixing Screw	1	11	92-2058	Carburetor	1
3	92-5142	Valve - Carburetor Piston	1	12	92-2038	Kit - Gasket	1
4	92-5137	Spring	1	13	92-5128	Insulator - Carburetor	1
5	92-5126	Cover - Carburetor Top	1	14	92-2037	Kit - Gasket	1
6	92-5156	Clamp - Carburetor INR	1	15	92-5124	Body - Choke, Auto	1
7	92-5145	Screw	6	16	92-5149	Screw	1
8	92-5134	Orifice - Choke	1	17	92-5143	Gasket - Choke, Auto	1
9	92-5155	Clamp - Carburetor	1				

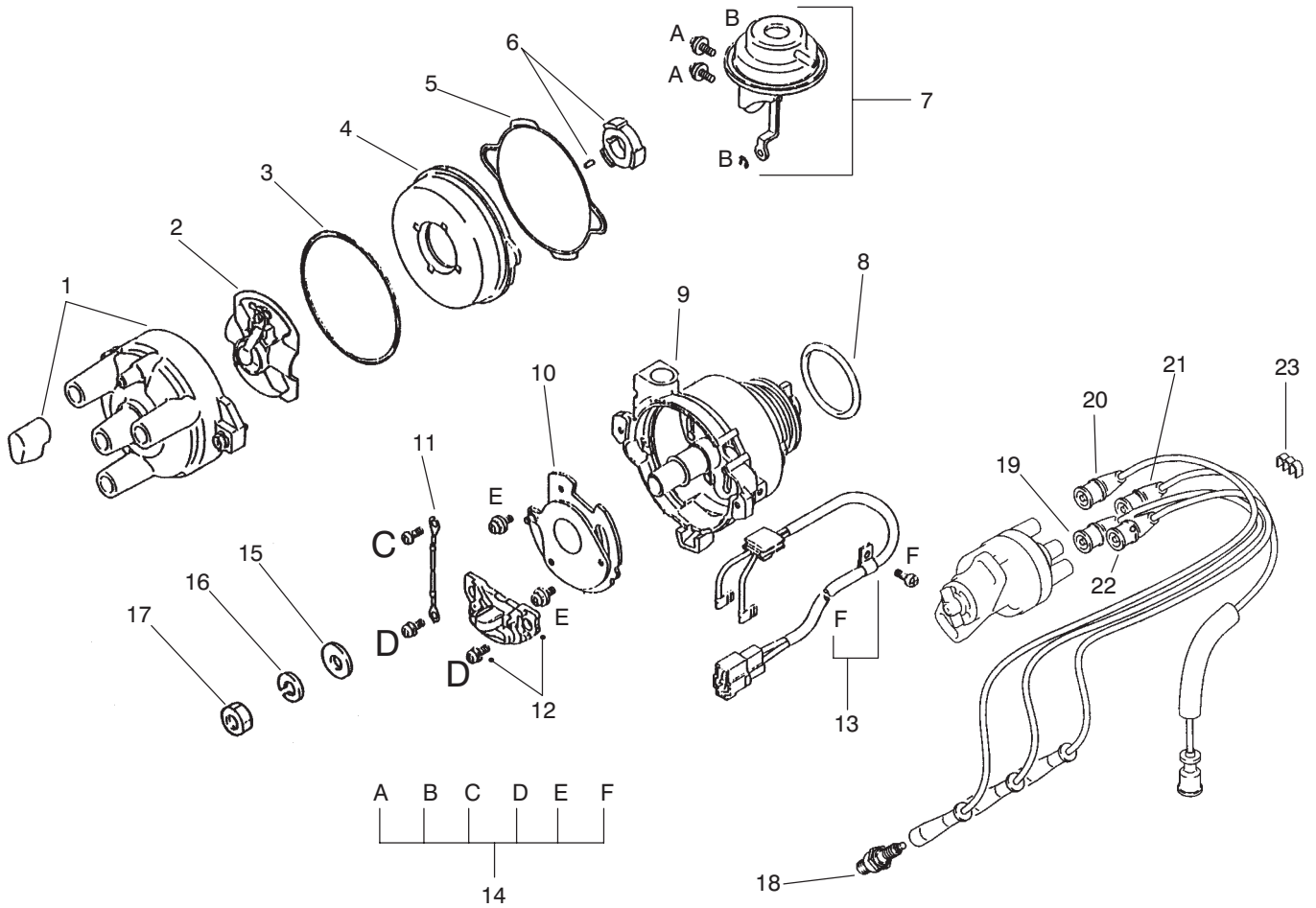


T-1638-1

CARBURETOR ASSEMBLY

Ref. No.	Part No.	Description	No. Used
1	92-5148	Screw	1
2	92-5133	Kit - Lever, Throttle	1
3	67-3260	Washer	1
4	92-5154	Nut - Carburetor, INR	1
5	92-5135	Kit - Screw Adjusting, Idle	1
6	92-5132	Kit - Holder, Main Jet (Incl. Ref. #7-11)	1
7	92-5152	O-Ring	1
8	92-5129	Jet - Pilot	1
9	92-5150	O-Ring	1
10	92-5130	Jet - Main	1
11	92-5131	Jet - Power	1
12	92-5127	Kit - Float & Pin	1
13	92-5125	Kit - Check Valve	1

Ref. No.	Part No.	Description	No. Used
14	92-5144	Float Chamber Cover Assy. (Incl. Ref. #23-27)	1
15	92-5147	Screw	4
16	92-5151	O-Ring	1
17	92-5153	O-Ring	1
18	92-5146	Screw	4
19	92-2110	Cover - Acc. Pump	1
20	92-2154	Kit - Diaphragm	1
21	92-5140	Kit - Needle Valve	1
22	92-5141	Valve - Fuel Cut-Off	1
23		Screw	1
24		Cover - Diaphragm	1
25		Spring - Diaphragm	1
26		Diaphragm - Power Beyond	1
27		Jet - Power Beyond	1



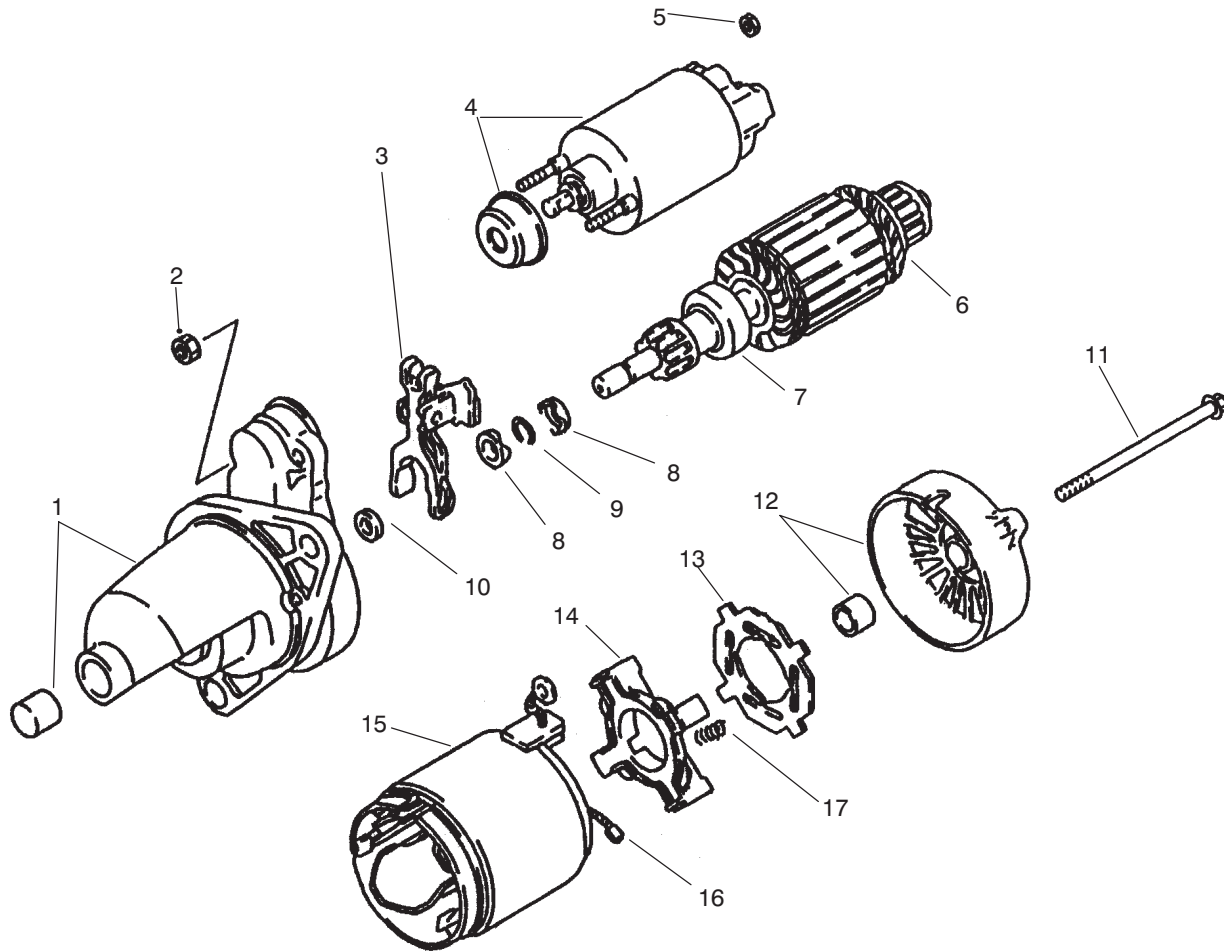
T-1643-1

DISTRIBUTOR ASSEMBLY

Ref. No.	Part No.	Description	No. Used
1	92-2114	Assembly - Cap	1
2	92-2113	Rotor	1
3	92-2120	Gasket	1
4	92-5170	Cover	1
5	92-5171	Gasket - Cover	1
6	92-2116	Assembly - Signal Rotor	1
7	92-2117	Chamber - Vacuum	1
8	92-2109	O-Ring	1
9	92-2122	Housing	1
10	92-2118	Plate	1
11	92-2119	Wire - Lead	1
12	92-2108	Igniter Set	1
13	92-2121	Wire Assembly - Lead	1
14	92-2115	Screw Set	1

Ref. No.	Part No.	Description	No. Used
15	92-2146	Washer	1
16	67-3260	Washer	1
17	67-4670	Nut	1
18	92-2153	Plug - Spark (NGK BPR4ES)	3
19	94-5233	Wire - Spark Plug, #2	1
20	94-5232	Wire - Spark Plug, #1	1
21	92-2028	Wire - High Tension	1
22	94-5234	Wire - Spark Plug, #3	1
23	92-5172	Clamp	1
*	92-2043	Assembly - Distributor (Incl. Ref.#1-14)	1
*	92-2125	Assy. - Spark Plug Wire Set (Incl. Ref.#19-22)	1

*Not Illustrated



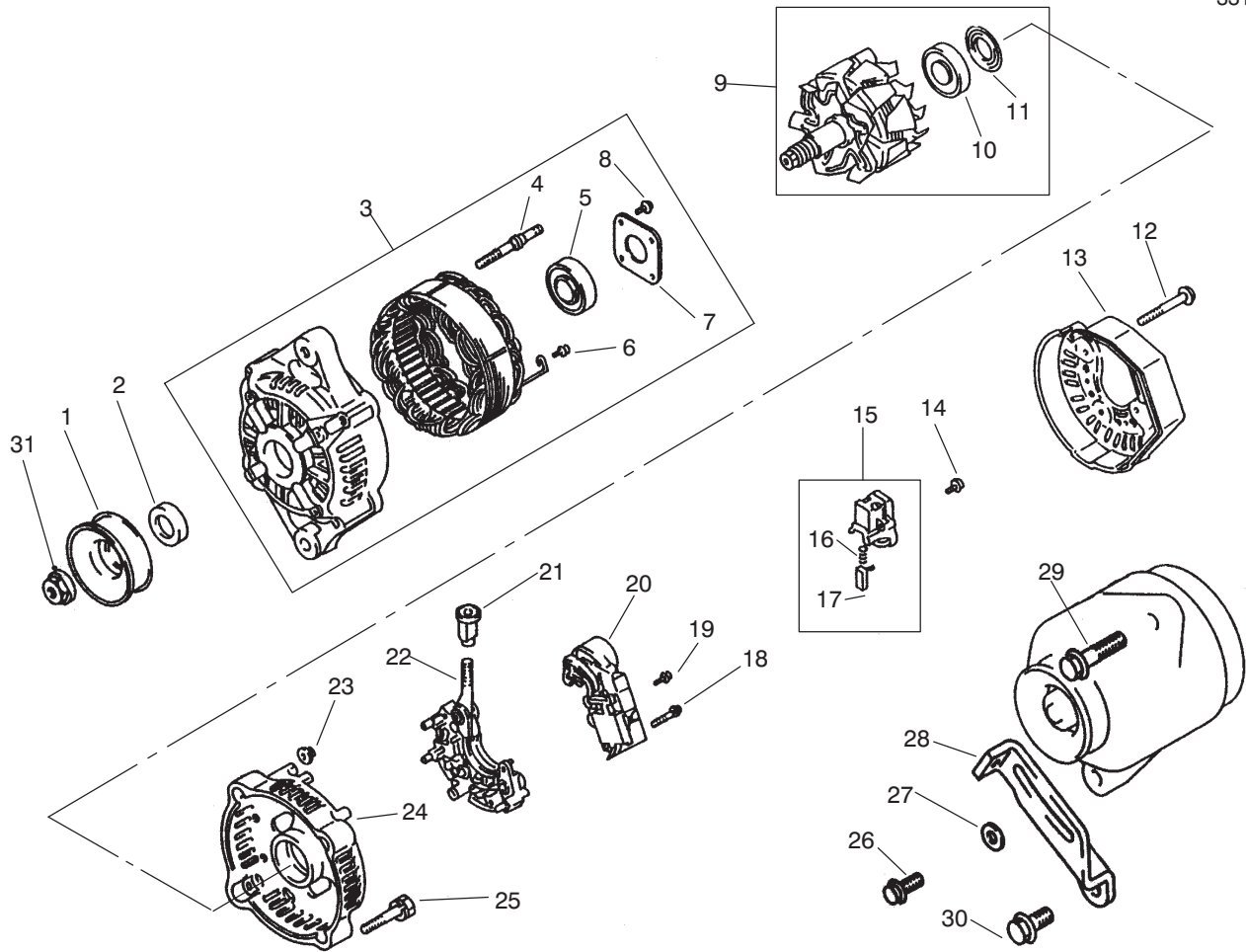
T-1641-1

STARTER ASSEMBLY

Ref. No.	Part No.	Description	No. Used
1	92-5167	Bracket - Front	1
2	92-2106	Nut	2
3	92-2102	Lever - Clutch	1
4	92-2095	Kit - Switch	1
5	92-2107	Nut	1
6	92-2093	Armature	1
7	92-2094	Clutch	1
8	92-2097	Nut	2
9	92-2096	Ring - Snap	1
10	92-2098	Washer	1

Ref. No.	Part No.	Description	No. Used
11	92-2099	Bolt	2
12	92-5168	Bracket - Rear	1
13	92-2092	Insulator	1
14	92-2091	Assembly - Holder	1
15	92-2088	Yoke (Incl. Ref.#16)	1
16	92-2089	Brush	4
17	92-2090	Spring	4
*	92-2055	Assembly - Starter (Incl. Ref.#1-17)	1

*Not Illustrated



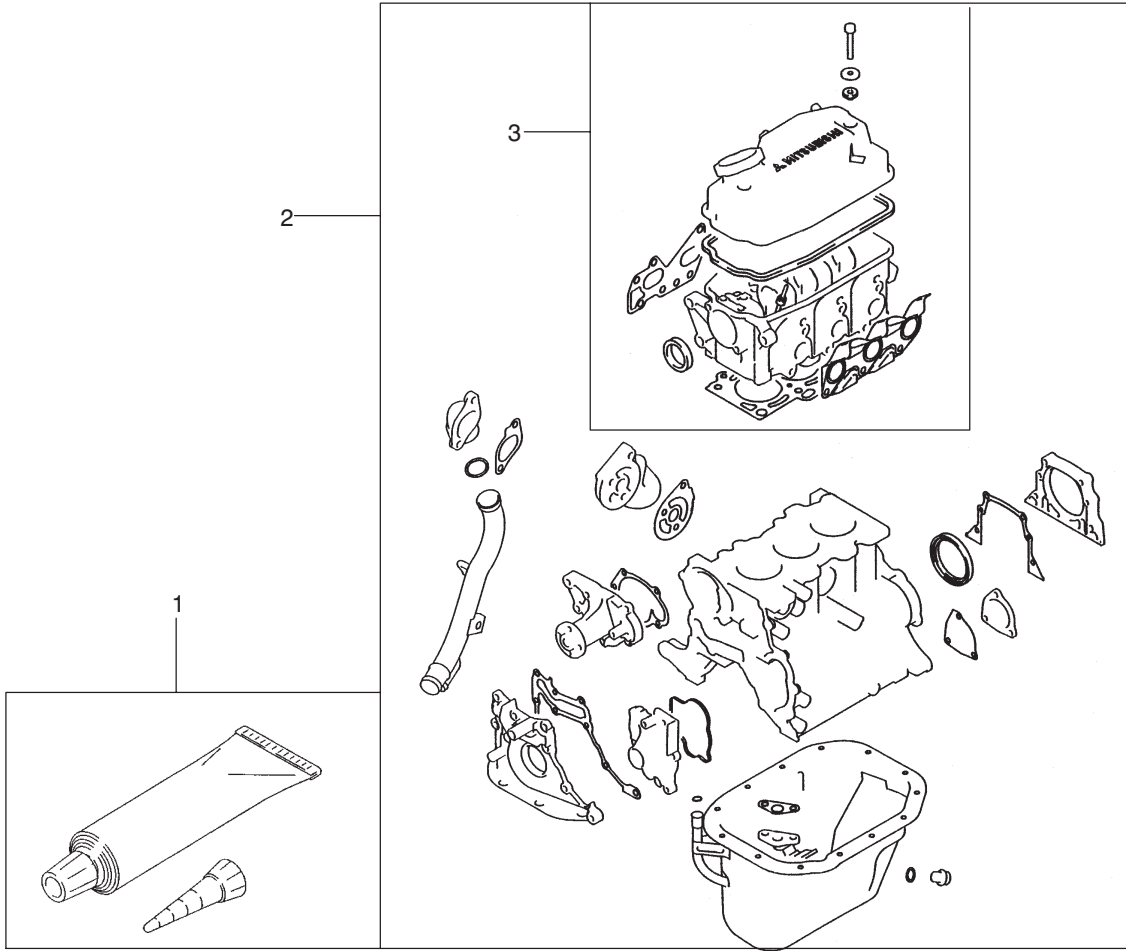
T-1642-1

ALTERNATOR ASSEMBLY

Ref. No.	Part No.	Description	No. Used
1	92-5169	Pulley	1
2	92-2079	Collar	1
3	92-2103	Assembly - Bracket, Front (Incl. Ref.#4-8)	1
4	92-2078	Bolt	2
5	92-2065	Bearing	1
6	92-2085	Screw W/washer	6
7	92-2076	Plate	1
8	92-2077	Screw	4
9	92-2075	Assembly - Rotor (Incl. Ref.#10-11)	1
10	92-2070	Bearing	1
11	92-2069	Cover - Bearing	1
12	92-2087	Bolt W/washer	3
13	92-2081	Cover - End	1
14	92-2085	Screw W/washer	6
15	92-2073	Assembly - Holder (Incl. Ref.#16-17)	1

Ref. No.	Part No.	Description	No. Used
16	92-2067	Spring - Brush	2
17	92-2068	Brush	2
18	92-2071	Screw	2
19	92-2086	Screw W/washer	1
20	92-2084	Regulator	1
21	92-2083	Bushing	1
22	92-2082	Rectifier	1
23	92-2066	Nut	2
24	92-2080	Frame - End	1
25	92-2100	Bolt	2
26	92-2133	Bolt - Flange Head	1
27	92-1984	Washer	1
28	92-2011	Brace	1
29	92-1932	Bolt	1
30	92-2134	Bolt - Flange Head	1
31	92-2156	Nut - Alternator	1
*	92-2025	Assembly - Alternator (Incl. Ref.#1-25 & 31)	1

*Not Illustrated



T-1629-1

GASKET KIT

Ref. No.	Part No.	Description	No. Used
1	92-5100	Gasket - Liquid	1
2	92-2127	Kit - Overhaul Gasket	1

Ref. No.	Part No.	Description	No. Used
3	92-2126	Kit - Gasket, Upper	1

TORO PART NUMBER INDEX

Part No.	Description	Pg. No.	Ref. No.	Qty.	Part No.	Description	Pg. No.	Ref. No.	Qty.
111071	Bumper	17	4	2	33-3090	Bushing - Flange	21	7	4
116749	Horn Assembly	1	21	1	36-3400	Decal - No Step	44	11	1
146489	Rivet - Pop	1	28	8	39-7310	O-Ring	7	35	3
5-3637	Washer - Flat	45	7	1	39-7310	Seal - O-Ring	48	29	2
18-1520	Filter - Fuel	46	5	1	39-7420	Washer - Lock	6	22	1
18-1720	Joint - Ball	35	29	1	39-7420	Washer - Lock	7	42	1
18-2830	Horn Switch Assembly	2	31	1	39-7440	Nut - Lock	6	23	1
18-4260	Assy. - Screw/Lockwasher	7	9	2	39-7440	Nut - Pitman Arm	7	41	1
18-4270	Clamp - Ball Return Guide	7	8	1	42-3560	Screw - Shoulder	19	15	1
18-4340	Plug - Rack Piston End	7	6	1	42-7160	Pin - Dowel	60	12	3
18-5160	Seal Kit - Pitman Shaft	8	*	1	42-7860	Lock - Valve	62	26	12
18-5170	Seal Kit - Valve Ring	8	*	1	42-9230	Screw - Cap Hex. Hd.	34	61	1
18-5180	Bearing Kit - Lower Thrust	8	*	1	42-9400	Bolt	65	20	2
18-5190	Ball - Chrome Alloy	7	10	11	42-9400	Bolt/washer	64	2	8
18-5430	Plug - Expansion	36	28	1	42-9530	Screw - Cap Hex. Hd.	39	10	25
18-5440	Spacer	36	27	2	42-9530	Screw - Cap Hex. Hd.	14	18	9
18-5450	Bearing	36	17	2	42-9560	Stud	58	14	3
18-5520	Lever - Rocker	36	25	1	42-9580	Nut - Hex.	33	12	3
18-5530	Screw & Lockwasher	36	29	2	42-9850	Washer - Lock	14	17	12
18-5540	Retainer - Sleeve Stop	36	26	3	42-9850	Washer - Lock	42	21	3
18-5580	Seal - Oil, Front	36	37	1	42-9850	Washer - Lock	39	32	42
18-5620	Screw	36	2	4	43-0090	Screw - Cap Hex. Hd.	32	20	1
18-5630	Washer - Lock	36	3	4	43-1710	Rod - Auxiliary Lever	54	28	1
18-5640	Ring - Retaining	36	6	2	43-1911	Fan	29	26	1
18-5660	Pin - Pivot, Flyweight	36	32	2	43-1950	Valve	49	9	1
18-5670	Retainer - Pivot Pin	36	33	2	43-4300	Trim	46	1	1
18-5750	Pin	36	16	1	43-4300	Trim	33	41	2
18-5770	Washer - Lock	36	7	2	43-5150	Piston	50	11	1
18-5790	Gasket	36	5	1	43-6550	Ring - Retaining	6	10	2
19-4050	Knob	44	10	2	44-0760	Decal - Warning	21	33	2
19-4050	Knob	29	33	3	44-2230	Disc - Rubber	31	4	2
20-7150	Toggle Switch Assembly	3	62	1	46-7510	Hood - Air Inlet	46	15	1
21-0360	Nut - Hex.	10	6	1	46-8091	Screw - Hex. Flange Hd.	29	8	4
21-1830	Spring - Tension	9	28	1	47-2964	Hose - Fuel	46	9	1
21-5640	Joint - Ball	35	9	2	48-7560	Screw - Cap Hex. Hd.	32	9	3
21-9260	Spacer	6	4	1	48-7560	Screw - Cap Hex. Hd.	39	24	1
22-8330	Plug	51	1	2	48-7610	Bolt - Hex. Head	59	8	2
22-8340	Spring	51	3	2	48-7610	Screw - Cap Hex. Hd.	14	27	4
22-8350	Ball	51	4	2	48-7620	Screw - Cap Hex. Hd.	34	58	1
22-8360	Pin - Cam	51	6	2	48-7650	Screw - Cap Hex. Hd.	46	3	2
22-8370	Seat-Check Valve	51	5	2	48-7700	Bolt	61	3	6
22-8380	Retainer - Spring	51	10	2	48-7700	Screw - Cap Hex. Hd.	42	9	3
22-8410	Spring	51	11	1	48-7730	Screw - Cap Hex. Hd.	39	18	5
22-8420	Spool	51	8	1	48-7740	Screw - Cap Hex. Hd.	6	15	4
22-8480	Ring - Retaining, Spool	51	13	1	48-7890	Nut - Hex.	33	8	1
22-8490	Ring - Retaining	51	14	1	48-7930	Nut	66	21	6
22-8500	O-Ring	51	9	2	48-7930	Nut - Hex.	39	2	1
23-3030	Spacer	51	12	1	48-8030	Washer	66	20	6
23-7270	Nut - Lug	23	4	10	48-8070	Washer - Flat	6	6	1
23-7270	Nut - Lug	26	18	10	48-9480	Screw - Cap Hex. Hd.	33	20	2
24-7922	Conduit - Hose (Europe)	49	36	1	48-9520	Nut - Lock	25	28	2
24-7923	Conduit - Hose (Europe)	49	35	2	48-9520	Nut - Lock	38	50	3
26-0071	Bumper	1	9	2	49-7810	Nut - Lock	46	10	2
27-2360	Ignition Switch Assembly	2	43	1	49-9150	Washer - Flat	19	2	1
27-6590	Spacer - Thick	31	7	4	49-9150	Washer - Flat	18	36	1
27-6600	Spacer - Thin	31	3	4	52-2480	Spacer	33	24	2
28-8200	O-Ring	7	27	1	54-0110	Element - Oil Filter	37	38	1
28-8210	Bolt - Flange Hex. Hd.	7	17	4	54-1400	Clip	65	12	4
28-8220	Nut - Lash Adjuster	7	16	1	55-7120	Switch - Brake Light	9	32	1
28-8270	Seal Service Kit - End Plug	8	*	1	55-7290	Battery	44	9	1
28-8280	Seal Kit - Side Cover	7	14	1	56-0100	Plug - Taper	57	9	1
28-8290	Seal Service Kit	8	*	1	56-2150	Screw - Cap Hex. Hd.	14	10	4
33-1300	Assembly - Element	47	5	1	56-7973	Clamp - Hydraulic Tube	48	17	4
33-1310	Baffle	47	8	1	57-6380	Screw - Cap Hex. Hd.	33	22	2
33-1330	Assembly - Nut	47	6	1	57-6380	Screw - Cap Hex. Hd.	14	31	3
33-1340	Clamp Assembly	47	7	1	58-4250	Magnet	29	31	2
33-1350	Band Assembly	47	3	2	59-2290	Spacer	32	19	1

*Not Illustrated

TORO PART NUMBER INDEX (Cont.)

Part No.	Description	Pg. No.	Ref. No.	Qty.	Part No.	Description	Pg. No.	Ref. No.	Qty.
60-6750	Screw - Cap Hex. Hd.	39	4	11	87-0210	Arm - Control Lower RH	22	18	1
62-5550	Decal - TORO	1	2	1	87-0220	Arm - Control Lower LH	22	*	1
62-7650	Gasket - Sending Unit	45	3	1	87-0270	Drum - Brake	23	7	2
63-6940	Hose - Fuel	33	45	1	87-0370	Arm - Pitman	6	21	1
63-7640	Unit - Sending	45	4	1	87-0690	Spring - Compression	21	15	2
63-8140	Pulley	29	15	1	87-0710	Hood	1	1	1
63-8140	Pulley	35	19	1	87-0740	Key - Supervisor Switch	2	17	1
63-8360	Key - Ignition	2	10	1	87-1430	Joint - Ball	22	16	4
63-9640	Hose - Fuel	45	12	2	87-1450	Bushing - Rubber	22	1	8
65-5100	Handle	29	6	2	87-1470	Rod End Assy. - LH Thread	23	19	2
65-5220	Screw - Hex. Socket Hd.	18	40	3	87-1480	Rod End Assy. - RH Thread	23	24	2
65-5360	Spring - Extension	6	35	1	87-1490	Spring - Leaf	25	15	2
65-5390	Washer - Flat	33	39	4	87-1500	Steering Gear (Complete)	8	*	1
66-3160	Screw - Cap Hex. Hd.	14	1	2	87-1500	Steering Gear Assembly	6	20	1
66-3160	Screw - Cap Hex. Hd.	35	12	2	87-1510	Muffler & Tailpipe	33	53	1
66-3160	Screw - Cap Hex. Hd.	37	24	7	87-1680	Chamber - Air	33	3	1
66-3160	Screw - Cap Hex. Hd.	33	27	1	87-1720	Nut - Supervisor Switch	2	18	1
66-3160	Screw - Cap Hex. Hd.	33	40	4	87-1910	Pin - Alignment	14	11	2
66-3160	Screw - Cap Hex. Hd.	33	49	1	87-1920	Seal - Shaft	14	6	2
66-3240	Cap - Radiator	29	5	1	87-1960	Engine Assembly	33	9	1
66-4850	Spring - Compression	53	11	1	87-1970	Bearing Matched Set	26	20	2
66-6840	Decal - Caution	25	32	2	87-2040	Lever - Shift	18	16	1
67-2250	Bolt	57	11	8	87-2080	Stud - Drive	26	12	10
67-2360	Bushing	57	12	4	87-2100	Bearing - Release	14	23	1
67-2390	Plug - Taper	57	16	1	87-2110	Tail Light Assembly	52	10	1
67-2390	Plug - Taper	66	22	1	87-2120	Headlight Assembly	1	3	2
67-2560	Bolt/washer	64	1	5	87-2240	Housing - Axle	26	7	2
67-3260	Washer	68	3	1	87-2260	Boot - Shift Lower	18	28	1
67-3260	Washer	66	6	2	87-2280	Bearing	6	25	3
67-3260	Washer	69	16	1	87-2310	Clevis - Cable	37	36	2
67-4330	Filter - Oil	64	9	1	87-2310	Clevis - Cable	18	47	2
67-4670	Nut	66	5	2	87-2400	Lever - Throttle	35	22	1
67-4670	Nut	69	17	1	87-2410	Rod - Tie	23	17	2
68-3840	Ball Joint	9	23	2	87-2420	Boot	22	19	4
68-9950	Spring - Extension	37	44	1	87-2440	Bumper	1	7	2
70-1480	Relay	33	16	1	87-2480	Link - Stabilizer	21	24	2
70-2100	Assembly - Thrust Sleeve &	36	31	1	87-2500	Sleeve - Spring Pivot	21	12	2
70-2120	Spacer	36	35	1	87-2510	Bracket - Seat Frame	17	11	2
70-2140	Bearing - Front	36	36	1	87-2520	Tube - Pivot	18	21	1
70-2150	Flyweight	36	9	2	87-2590	Shaft - Brake	9	35	1
71-2690	Hose - Fuel	46	7	1	87-2710	Lever - Parking Brake	19	29	1
71-3381	Tube - Overflow	29	3	2	87-2720	Driveshaft	31	10	1
71-4780	Seal - Oil, Rocker Shaft	36	18	1	87-2750	Spacer - Bearing	31	12	1
71-5320	Washer - Flat	19	18	1	87-2760	Bracket - Ignition Coil	33	19	1
72-4310	Switch - Ball N.C.	37	46	1	87-2790	Tube - Brake LH	22	*	1
72-5890	Shaft - Rocker	36	20	1	87-2800	Tube - Brake RH	22	20	1
72-5910	Assembly - Bumper Screw	36	23	1	87-2820	Bracket - Hose	23	15	2
72-5940	Bearing - Needle	36	30	1	87-2870	Bracket - Brake Hose	22	4	2
74-0720	Tube - Manual	17	1	1	87-2880	Shaft - Accelerator Pedal	9	6	1
75-4701	Hose - Fuel	45	11	1	87-2900	Spring - Compression	18	24	1
75-4701	Hose - Fuel	33	46	1	87-3000	Rim - Rear 23	26	*	2
75-6820	Hourmeter	2	16	1	87-3010	Brake Assembly - RH	23	10	1
75-6880	Spark Arrestor (Optional)	33	51	1	87-3010	Front Brake Assembly - RH	24	*	1
75-9610	Spacer	48	7	1	87-3020	Brake Assembly - LH	23	*	1
76-2290	Spacer	19	37	1	87-3020	Front Brake Assembly - LH	24	*	1
76-4430	Fitting - Fuel 90°	45	9	1	87-3040	Reservoir - Master Cylinder	10	1	1
76-8750	Plate - Warning	29	40	1	87-3060	Washer - Flat	26	25	2
76-9100	Spacer	32	13	6	87-3070	Cable - Positive	33	10	1
76-9100	Spacer - Hi-Lo Lever	18	35	1	87-3080	Wire - Ground	33	25	1
80-6990	Washer	26	39	4	87-3100	Lower Shaft Assembly	6	*	1
80-6990	Washer - Flat	38	49	3	87-3110	Absorber - Shock	21	29	2
80-8040	Decal - Caution	31	1	1	87-3110	Shock Absorber	25	8	2
83-6030	Decal - Caution (Japan)	31	1	1	87-3120	Steering Column & Shaft	6	*	1
84-1680	Ring - Retaining	50	7	1	87-3130	Lever - Tilt Steering	6	36	1
84-2780	Decal - No Step (Japan)	44	11	1	87-3140	Support - Rear	45	15	1
87-0150	Tower - Control Arm RH	21	9	1	87-3150	Support - Front	45	18	1
87-0160	Tower - Control Arm LH	21	*	1	87-3160	Strap - Tank Support	45	20	2

*Not Illustrated

TORO PART NUMBER INDEX (Cont.)

Part No.	Description	Pg. Ref. No. No. Qty.	Part No.	Description	Pg. Ref. No. No. Qty.
87-3170	Pad - Tank Support Strap	45 21 2	87-4060	Spacer - Bearing	26 21 2
87-3180	Cover - Clutch	61 2 1	87-4070	Bumper - Front	1 14 1
87-3190	Disc - Clutch	61 1 1	87-4080	Tube - Brake LH	26 6 1
87-3200	Belt - V	35 25 1	87-4090	Tube - Brake RH	26 1 1
87-3210	Belt - V	31 14 1	87-4100	Hose - Brake	26 3 2
87-3250	Mount - Bearing	6 26 3	87-4100	Hose - Brake	25 5 2
87-3290	Tire - Rear 23	26 * 2	87-4210	Rod - Linkage	35 11 1
87-3310	Clip - Brake Cable	26 8 2	87-4230	Harness - Wire Front LH	2 41 1
87-3310	Clip - Brake Cable	23 25 2	87-4260	Cable Assembly	18 15 2
87-3370	Pulley	31 13 1	87-4260	Shift Cable Assembly	38 51 2
87-3430	Hose - Radiator Upper	29 29 1	87-4340	Clamp - Cable	18 10 1
87-3430	Hose - Radiator Upper	33 29 1	87-4350	Lever - Hi-Lo	18 2 1
87-3450	Plug	23 12 2	87-4420	Hi-Lo Cable Assembly	18 6 1
87-3460	Boot - Tilt Steering	6 2 1	87-4420	Hi-Lo Cable Assembly	38 52 1
87-3470	Bumper - Spring	25 14 2	87-4440	Driveshaft	31 5 1
87-3480	Plate - Brake Equalizer	19 22 1	87-4460	Differential Lock Cable	19 11 1
87-3500	Hose - Air Cleaner	33 33 1	87-4470	Bracket	37 23 1
87-3520	Clevis	18 27 1	87-4490	Bracket - Hold-Down	48 22 1
87-3530	Button - Shifter	18 29 1	87-4500	Rod - Pivot	48 2 1
87-3540	Link - Shift	18 20 2	87-4510	Rod - Connecting	48 3 1
87-3560	Tee - Brake Line	11 18 1	87-4520	Bracket - Dump Valve	49 27 1
87-3560	Tee - Brake Tube	25 23 1	87-4540	Hydraulic Tube Assembly	48 20 1
87-3560	Tee - Brake Tube	48 32 1	87-4560	Tube - Hydraulic	48 14 1
87-3570	Fitting - Union	11 6 2	87-4560	Tube - Hydraulic	49 33 1
87-3570	Union - Brake Line	9 5 2	87-4580	Rod - Auxiliary Lever	53 2 1
87-3570	Union - Brake Line	25 25 1	87-4610	Rod - Auxiliary	53 3 1
87-3580	Retainer	25 4 2	87-4620	Bracket - Auxiliary Valve	54 4 1
87-3580	Retainer	23 14 2	87-4670	Plate - Detent Lower	18 48 1
87-3580	Retainer - Brake Hose	26 2 2	87-4680	Plate - Detent Upper	18 49 1
87-3580	Retainer - Brake Hose	22 3 2	87-4710	Spacer - Barking Brake	19 13 1
87-3580	Retainer - Brake Hose	11 8 2	87-4720	Plate - Steering Boot	6 3 1
87-3590	Seal - Bearing	26 22 2	87-4730	Guard - Belly	32 15 2
87-3590	Seal - Bearing	23 26 2	87-4750	Bracket - Governor	35 14 1
87-3600	Spacer	21 3 10	87-4760	Bushing	25 12 12
87-3610	Bracket - Detent	6 34 1	87-4770	Bracket - High Idle Stop	35 4 1
87-3620	Shield - Heat	33 23 1	87-4820	Bracket - Cable	37 27 1
87-3650	Pin - Shift	18 18 1	87-4870	Hose - Hydraulic	49 4 1
87-3660	Spring - Compression	18 30 1	87-4880	Hose - Hydraulic LH	49 3 1
87-3670	Hose - Hydraulic	49 21 1	87-4900	Hose - Hydraulic RH	49 31 1
87-3670	Hose - Hydraulic	38 54 1	87-4910	Hose - Hydraulic RH	49 13 1
87-3680	Assembly - Relief Valve	48 * 1	87-4920	Hose - Hydraulic	37 41 1
87-3700	Screw - Cap Hex. Hd.	32 8 3	87-4960	Clamp - Cable	18 42 1
87-3700	Screw - Cap Hex. Hd.	35 16 1	87-4970	Engine Mount Assembly	32 3 2
87-3710	Overflow Reservoir Assy.	29 1 1	87-4970	Transaxle Mount Assembly	37 18 2
87-3720	Retainer - Cylinder	49 17 2	87-5030	Lever - Differential Lock	19 3 1
87-3730	Hose - Coolant	33 28 2	87-5050	Hose - Radiator Lower	29 10 1
87-3740	Hose - Breather	33 7 1	87-5050	Hose - Radiator Lower	33 31 1
87-3750	Cover - Steering Wheel	6 9 1	87-5060	Cushion - Seat Bottom	15 7 2
87-3760	Plate - Shift Boot	15 14 1	87-5070	Pulley - Crankshaft	33 38 1
87-3770	Bushing - Sleeve	14 7 2	87-5080	Spacer - Connecting	48 25 1
87-3780	Box - Glove	2 3 1	87-5080	Spacer - Connecting Rod	53 4 1
87-3790	Switch - Light	2 19 1	87-5100	Washer	37 17 4
87-3800	Bracket - Seat Bottom	15 3 3	87-5100	Washer - Flat	32 4 4
87-3820	Wheel - Steering	6 7 1	87-5110	Support - Lower	44 19 1
87-3850	Bar - Anti-Sway	21 17 1	87-5120	Bracket - Battery Base	44 15 1
87-3860	Link - Anti-Sway Bar	21 5 2	87-5130	Cover - Battery Base	44 12 1
87-3890	Bracket - Anti-Sway Bar	21 18 2	87-5140	Nut - Lock	48 8 1
87-3900	Bracket - Cable	35 26 1	87-5150	Screw - Cap Hex. Hd.	48 4 1
87-3910	Bushing - Anti-Sway Bar	21 19 2	87-5290	Shaft - Release	14 5 1
87-3920	Bushing - Rubber	21 4 16	87-5300	Fork - Clutch	14 20 1
87-3920	Bushing - Rubber	25 7 8	87-5320	Guide - Release	14 22 1
87-3940	Mount - Spring RH	25 * 1	87-5330	Washer	21 2 8
87-3960	Mount - Spring LH	25 18 1	87-5340	Seal Kit - Tie Rod End	23 * 4
87-3980	Shackle - Spring	25 11 4	87-5350	Bracket - Switch	14 15 1
87-3990	Oil Strainer Assembly	37 26 1	87-5360	Lever	14 12 1
87-4010	Clamp - Anti-Sway Bar	21 20 2	87-5370	Rear Tire & Wheel Assembly	27 * 2
87-4020	Spring - Extension	35 23 1	87-5490	Switch - Neutral	14 16 1

*Not Illustrated

TORO PART NUMBER INDEX (Cont.)

Part No.	Description	Pg. No.	Ref. No.	Qty.	Part No.	Description	Pg. No.	Ref. No.	Qty.
87-5560	Hub - Wheel	23	8	2	87-7270	Washer - Flat	26	23	6
87-5580	Fuel Gauge Assembly	2	15	1	87-7470	Plate - Clamp	25	16	2
87-5590	Temperature Gauge Assy.	2	8	1	87-7480	Washer - Flat	25	34	8
87-5700	Hydraulic Pump Assembly	29	19	1	87-7480	Washer - Flat	6	37	3
87-5720	Rim	23	6	2	87-7550	Clamp - Tube	9	40	2
87-5730	Hose - Hydraulic	37	4	1	87-7600	Rod - Battery Support	44	21	1
87-5770	U-Bracket - Tail Light	52	5	1	87-7610	Tab - Battery Support	44	3	1
87-5800	Bracket - Mount	37	21	2	87-7620	Shield - Plastic	44	14	1
87-5910	Decal - Supervisor	3	55	1	87-7660	Clamp - Brake Line	11	2	8
87-5920	Decal - Danger	16	26	1	87-7930	Decal - Danger	17	6	1
87-5930	Decal - Caution	15	10	1	87-7930	Decal - Warning	50	13	1
87-5940	Decal - Rollover	20	2	1	87-7930	Decal - Warning	49	32	2
87-5960	Decal - Axle	15	11	1	87-7940	Stud	17	8	1
87-5970	Decal - PTO	15	16	1	87-7950	Bed Support Assembly	17	7	1
87-5980	Decal - ROPS	20	3	2	87-7960	Lever - Shift Arm	38	48	2
87-5990	Decal - PTO	26	40	1	87-7970	Arm - Shift	37	15	1
87-6000	Decal - Differential	15	17	1	87-8080	Console Plate Assembly	15	21	1
87-6010	Decal - Dump Hyd.	15	19	1	87-8120	Bracket - Trim Side	1	11	2
87-6020	Decal - Brake	15	20	1	87-8130	Bracket - Trim Top	1	19	1
87-6040	Bracket - Shifter	18	22	1	87-8160	Trim	1	20	1
87-6060	Decal - ATF	26	4	1	87-8240	Cable - Parking Brake	19	24	2
87-6170	Frame - Seat	17	14	1	87-8250	Plate - Shift Arm	37	10	1
87-6240	Bracket - Seat Back	17	23	4	87-8440	Assembly - Rear Frame	25	2	1
87-6270	Socket & Bulb Assembly	3	60	4	87-8460	Bumper	14	34	1
87-6280	Plate - Seat Back	17	18	2	87-8480	Bracket - Clutch	14	43	1
87-6290	Cushion - Seat Back	17	17	2	87-8500	Front Wire Harness Assy.	2	47	1
87-6300	Lens	52	7	1	87-8520	Decal - Dash	3	56	1
87-6310	Gasket	52	9	1	87-8540	Control Panel Assembly	2	53	1
87-6320	Bulb - Headlight	1	5	2	87-8620	Boot - Shift	15	13	1
87-6330	Lens - Headlight	1	6	2	87-8640	Washer - Flat	18	26	1
87-6370	Rear Tire & Wheel Assembly	27	*	2	87-8640	Washer - Flat	33	48	1
87-6490	Spring	36	13	1	87-8700	Screw - Cap Hex. Hd.	26	37	4
87-6510	Assembly - Shaft & Yoke	36	34	1	87-8710	Tab - Clutch	14	42	1
87-6520	Body	36	24	1	87-8720	Governor Assembly	35	24	1
87-6530	Assembly - Throttle Lever	36	22	1	87-8730	Stud - Drive	23	9	10
87-6540	Bolt - Eye	36	21	1	87-8780	Head - Oil Filter	37	43	1
87-6550	Pin - Forced Idle	36	14	1	87-8820	Hub - Pulley	36	38	1
87-6560	Cover	36	4	1	87-8830	Pulley	36	1	1
87-6570	Foam - Seal	18	38	1	87-9060	Decal - Quick Ref.	15	23	1
87-6580	Stud - Lever Pivot	36	11	1	87-9080	Decal - Grease	27	44	2
87-6590	Assy. Lever & Fitting	36	10	1	87-9250	Transaxle Assembly	37	22	1
87-6620	Screw	1	10	15	87-9300	Door - Clean Out	29	34	1
87-6620	Screw - Torx Pan Hd.	14	40	2	87-9350	Hydraulic Tube Assembly	48	16	1
87-6620	Screw - Torx, Pan Hd.	9	44	2	87-9390	Cup	47	9	1
87-6640	Lever - Dump Stop	19	14	1	87-9400	Valve	47	11	1
87-6660	Fender - Rear 24	52	17	2	87-9420	Decal - Caution	29	35	1
87-6670	Decal - Fuse	3	54	1	87-9430	Spindle - RH	23	13	1
87-6690	Guard - Induction Chamber	25	29	1	87-9440	Spindle - LH	23	*	1
87-6700	Decal - Workman 3200	1	15	1	87-9480	Fender - Front	16	24	2
87-6710	Switch - Supervisor	37	33	1	87-9810	Foam - Overflow Tank	29	36	1
87-6720	Knob	18	17	1	87-9830	Mount - Engine	32	7	1
87-6740	Tire - Rear 24	26	16	2	92-0650	Bearing - Ball	41	22	1
87-6750	Rim - Rear 24	26	19	2	92-0651	Case - Transaxle	39	19	1
87-6890	Hold - Hand	15	1	1	92-0652	Cover - Upper	39	7	1
87-6910	Spring - Compression	37	13	1	92-0653	Cover - Side	39	9	1
87-6950	Receiver - LH	20	6	1	92-0654	Carrier - Differential	39	17	1
87-6960	Receiver - RH	20	7	1	92-0655	Cover - Seal	39	30	1
87-7000	Decal - Load	1	16	1	92-0656	Cover - P.T.O.	39	1	1
87-7040	Bracket - Oil Filter	37	2	1	92-0657	Plate - Center	39	21	1
87-7050	Cap - Reservoir	29	43	1	92-0662	Cap - Oil	39	5	1
87-7070	Skirt Assembly	15	2	1	92-0663	Shaft - Main	41	16	1
87-7090	Assembly - Frame, R.O.P.S.	20	1	1	92-0664	Hub - Synchro	41	12	2
87-7110	Assembly - Axle, Rear	26	5	1	92-0665	Key - Synchro	41	23	6
87-7150	Assembly - Cradle, Spring	21	13	2	92-0666	Spring - Synchro	41	13	4
87-7160	Assembly - Clevis, Cable	18	7	1	92-0667	Ring - Synchro	41	6	3
87-7160	Cable Clevis Assembly	38	*	1	92-0668	Shifter - Synchro	41	7	2
87-7170	Bracket - Clutch Spring	37	45	1	92-0672	Gear - 18T	41	19	1

*Not Illustrated

TORO PART NUMBER INDEX (Cont.)

Part No.	Description	Pg. Ref. No. No. Qty.	Part No.	Description	Pg. Ref. No. No. Qty.
92-0673	Gear - 14T	41 21 1	92-0770	Pin - Spring	43 26 1
92-0674	Shaft - Reduction	41 28 1	92-0771	Pin - Spring	43 16 1
92-0677	Gear - 49T	41 31 1	92-0772	Key	41 17 2
92-0679	Gear - 23T	41 25 1	92-0773	Drain Plug Assembly	39 13 1
92-0680	Collar	41 26 1	92-0775	Bearing - Ball	43 6 2
92-0681	Bearing - Needle	41 30 2	92-0775	Bearing - Ball	39 33 2
92-0682	Washer - Thrust	41 29 1	92-0776	Bearing - Ball	43 29 1
92-0684	Gear - 33T	41 10 1	92-0778	Bearing - Ball	41 11 2
92-0687	Gear - 16T	41 18 1	92-0780	Bearing - Ball	43 3 1
92-0698	Shaft - Fork R-1	42 14 1	92-0781	Bearing - Needle	41 4 4
92-0699	Shaft - Fork 2-3	42 7 1	92-0782	Bearing - Needle	41 33 1
92-0700	Fork - Shift R-1	42 3 1	92-0783	Sleeve - Inner	40 5 1
92-0701	Fork - Shift 2-3	42 6 1	92-0785	Ball	42 1 3
92-0705	Lock - Spindle	42 20 1	92-0787	O-Ring	43 22 1
92-0706	Cap - Fork Shaft	39 25 1	92-0788	O-Ring	39 6 1
92-0708	Shaft - Fork Hi-Lo	42 16 1	92-0789	O-Ring	39 14 1
92-0709	Fork - Shift Hi-Lo	42 17 1	92-0790	O-Ring	39 29 1
92-0710	Counter Shaft Assembly	40 14 1	92-0791	Seal - Oil	39 26 1
92-0710	Ring Gear Assembly	43 8 1	92-0793	Seal - Oil	39 16 2
92-0711	Washer - Thrust	40 4 2	92-0793	Seal - Oil	43 32 2
92-0712	Bearing - Ball	40 1 1	92-0796	Screw - Cap Hex. Hd.	39 31 5
92-0713	Collar	40 12 1	92-0803	Screw - Hex. Flange Hd.	43 30 12
92-0714	Bearing - Ball	40 13 2	92-0804	Stud	39 28 1
92-0715	Gear - 49T	40 6 1	92-0807	Cap - Sealing	39 23 1
92-0716	Collar	40 2 1	92-0808	Shim Set	39 20 1
92-0717	Gear - 71T	40 9 1	92-0809	Shim Set	39 11 1
92-0718	Shifter - Hi-Lo	40 7 1	92-0816	Arm - Shift Fork R-1	42 15 1
92-0719	Collar - Spline	40 8 1	92-0817	Arm - Shift Fork 2-3	42 5 1
92-0720	Case - Differential	43 31 1	92-0818	Arm - Shift Fork Hi-Lo	42 19 1
92-0721	Fork - Differential Lock	43 17 1	92-0819	Gear - 40T	41 32 1
92-0722	Shaft - Lock Fork	43 18 1	92-0820	Gear - 27T	41 5 1
92-0723	Spring - Compression	43 19 1	92-0821	Gear - 24T	41 15 1
92-0724	Arm - Differential Lock	43 27 1	92-0822	Gear - 28T	41 24 1
92-0725	Shaft - Axle L.H.	43 28 1	92-0823	Gear - 43T	41 27 1
92-0726	Shaft - Axle R.H.	43 1 1	92-0824	Shaft - Reverse Idler	41 9 1
92-0727	Washer	43 4 2	92-1233	Pin - Clevis	56 4 4
92-0728	Washer	43 2 1	92-1242	Decal - Toro	56 37 1
92-0729	Seal - Oil	42 10 3	92-1248	Panel - Side LH	56 22 1
92-0730	Slider - Differential Lock	43 7 1	92-1255	Panel - Side RH	56 5 1
92-0731	Spring - Compression	42 2 3	92-1259	Tailgate - Rear	56 38 1
92-0732	Plate - Keeper	42 8 3	92-1265	Bracket - Pivot	56 26 2
92-0733	Washer	43 20 1	92-1298	Pin - Lynch	56 3 8
92-0740	Washer - Thrust	41 3 3	92-1319	Decal - Caution	56 25 2
92-0741	Washer - Thrust	40 10 1	92-1320	Angle - Side	56 8 2
92-0743	Breather - Air	39 27 1	92-1345	Cover - Engine (Europe)	14 45 1
92-0744	Washer	43 14 1	92-1901	Clip	66 7 1
92-0745	Gear - Side L.H.	43 24 1	92-1902	Plug - Taper	57 8 1
92-0746	Gear - Side R.H.	43 11 1	92-1903	Washer	58 17 8
92-0747	Washer - Thrust	43 10 2	92-1905	Stud	58 20 6
92-0748	Gear - Pinion	43 12 2	92-1906	Assembly - Valve	66 16 1
92-0749	Shaft - Pinion	43 23 1	92-1907	Cover - Access	59 19 1
92-0750	Washer	43 13 2	92-1908	O-Ring	65 17 1
92-0753	Ring - Retaining	41 2 1	92-1909	Nut	62 16 6
92-0753	Ring - Retaining	43 21 1	92-1910	Plug - Taper	57 10 1
92-0754	Ring - Retaining	41 20 1	92-1911	Guide - Exhaust Valve	58 18 1
92-0755	Ring - Retaining	40 11 1	92-1912	Pipe - Manifold	66 23 1
92-0756	Ring - Retaining	43 5 3	92-1914	Bearing - Ball	60 10 1
92-0759	Ring - Retaining	39 22 1	92-1915	Clamp - Cable	58 8 1
92-0760	Ring - Retaining	39 15 1	92-1916	Plug - Taper	58 19 1
92-0761	Ring - Retaining	42 18 1	92-1917	Nipple	66 25 1
92-0762	Washer - Lock	39 3 1	92-1918	Bolt - Flange Head	64 7 1
92-0763	Ring - Retaining	41 14 3	92-1920	Plug - Oil	59 14 1
92-0764	Ring - Retaining	40 3 3	92-1921	Gasket - Oil	59 13 1
92-0765	Pin - Alignment	39 8 4	92-1922	Washer	62 9 1
92-0765	Pin - Alignment	43 9 2	92-1923	Nut	60 5 6
92-0768	Pin - Spring	43 15 2	92-1924	Hose - Water By-Pass	65 13 1
92-0769	Pin - Spring	42 4 2	92-1925	O-Ring	57 31 1

*Not Illustrated

TORO PART NUMBER INDEX (Cont.)

Part No.	Description	Pg. No.	Ref. No.	Qty.	Part No.	Description	Pg. No.	Ref. No.	Qty.
92-1926	Guide - Intake Valve	58	15	3	92-1998	Shaft - Balancer	63	1	1
92-1927	Plunger - Relief	64	12	1	92-1999	Rod - Connecting	60	4	3
92-1928	Spring - Relief	64	13	1	92-2000	Sprocket	62	10	1
92-1929	Seal - Oil	58	7	2	92-2001	Spring	62	7	1
92-1930	Washer - Wave	62	19	2	92-2002	Cap Inlet	66	27	1
92-1931	Retainer	62	27	6	92-2003	Bolt - Connecting Rod	60	3	6
92-1932	Bolt	71	29	1	92-2005	Piston & Pin (Std.)	60	2	3
92-1933	Gauge - Water Temperature	65	11	1	92-2006	Assembly - Crankcase	57	1	1
92-1934	Bolt - Flywheel	60	11	5	92-2007	Pump - Fuel	46	12	2
92-1935	Plug - Taper	57	5	1	92-2008	Cover	65	18	1
92-1936	Seal - Valve	62	28	6	92-2009	Hose - By-Pass	65	14	1
92-1937	Plate - Rear	59	6	1	92-2010	Pin - Dowel	62	25	1
92-1938	Cover - Bell Housing	59	7	1	92-2011	Brace	71	28	1
92-1938	Cover - Bell Housing	14	29	1	92-2012	Bracket - Oil Filter	57	23	1
92-1939	Gasket	59	16	1	92-2013	Piston & Pin	60	*	3
92-1940	Gasket	59	17	1	92-2014	Piston Ring Set (Std.)	60	1	1
92-1941	Gasket - Oil	64	16	1	92-2015	Piston Ring Set	60	*	1
92-1942	Gear - Ring	60	8	1	92-2016	Valve - EGR	66	14	1
92-1943	Packing	58	2	1	92-2017	Bolt - Rocker Shaft	62	21	2
92-1944	Gasket - Cover, Rocker	58	10	1	92-2018	Bolt - Rocker Shaft	62	22	2
92-1945	Cover - Rear	57	29	1	92-2019	Strainer - Oil	59	10	1
92-1946	Gasket - Front	64	10	1	92-2021	Seal - Oil	58	12	1
92-1947	Arm - Rocker	62	18	6	92-2022	Mount - Engine	63	2	1
92-1948	Gear - Oil Pump	64	5	1	92-2023	Manifold - Exhaust	66	19	1
92-1949	Gear - Oil Pump	64	6	1	92-2024	Pipe - Water	65	15	1
92-1950	Gasket	65	7	1	92-2025	Assembly - Alternator	71	*	1
92-1951	Nipple	66	26	1	92-2026	Hose - PCV Valve	58	4	1
92-1952	Seal - Oil	57	27	1	92-2027	Coil - Ignition	33	14	1
92-1953	Screw - Adjusting	62	17	6	92-2028	Wire - High Tension	69	21	1
92-1954	Valve - Inlet	62	29	3	92-2032	Seal - Oil	64	3	1
92-1955	Valve - Exhaust	62	31	3	92-2034	Head - Cylinder	58	11	1
92-1956	Bearing - Set, Main	57	17	1	92-2035	Cover - Front	59	5	1
92-1957	Rod Bearing Set	60	6	1	92-2036	Cover - Exhaust Manifold	66	17	1
92-1958	Pin - Dowel	57	15	1	92-2037	Kit - Gasket	67	14	1
92-1959	Seat - Intake Valve	58	21	3	92-2038	Kit - Gasket	67	12	1
92-1960	Seal - Oil	64	11	1	92-2039	Kit - Thermostat	65	8	1
92-1961	Seal - Valve	62	13	6	92-2040	Pulley	65	3	1
92-1962	Gasket	59	3	1	92-2041	V-Belt	65	1	1
92-1962	Gasket	59	20	1	92-2042	Sprocket - Oil	62	33	1
92-1963	Mount - Engine	66	8	1	92-2043	Assembly - Distributor	69	*	1
92-1964	Plate - Cam	62	14	1	92-2044	Gasket - Exhaust	33	54	1
92-1965	Assembly - Cover	59	2	1	92-2044	Gasket - Exhaust Ring	66	18	1
92-1966	Gasket	59	21	1	92-2045	Housing - Seal, Oil	57	26	1
92-1967	Assembly - Cover	59	15	1	92-2046	Assembly - Oil Pump	64	4	1
92-1968	Tensioner - Belt	62	30	1	92-2049	Assembly - Camshaft	62	24	1
92-1971	Bolt	58	16	8	92-2050	PCV Valve	58	3	1
92-1972	Washer	62	20	2	92-2053	Assembly - Oil Pan	59	11	1
92-1973	Shaft - Rocker Arm	62	23	1	92-2054	Manifold - Intake	66	9	1
92-1974	Assembly - Case	64	8	1	92-2055	Assembly - Starter	70	*	1
92-1975	Cap - Oil	58	1	1	92-2056	Flange - PTO	62	32	1
92-1976	Seat - Exhaust Valve	58	22	3	92-2057	Bolt - Crankshaft PTO	60	14	1
92-1977	Spring - Valve	62	12	6	92-2058	Carburetor	67	11	1
92-1978	Switch - Oil Pressure	63	4	1	92-2059	Belt - Timing	62	11	1
92-1980	Flywheel	60	9	1	92-2060	Assembly - Water Pump	65	5	1
92-1981	Bearing - Front	57	13	1	92-2061	Assembly - PTO Sprocket	62	3	1
92-1982	Bearing - Ring	57	7	1	92-2062	Assembly - PTO Adapter	62	2	1
92-1983	Retainer	64	14	1	92-2063	Washer	58	6	2
92-1984	Washer	71	27	1	92-2065	Bearing	71	5	1
92-1987	Gasket	57	25	1	92-2066	Nut	71	23	2
92-1988	Gasket - Oil	59	9	1	92-2067	Spring - Brush	71	16	2
92-1989	Gasket	65	6	1	92-2068	Brush	71	17	2
92-1991	Gasket	57	30	1	92-2069	Cover - Bearing	71	11	1
92-1993	Gasket - Intake	66	10	1	92-2070	Bearing	71	10	1
92-1994	Cap - Sealing	57	4	1	92-2071	Screw	71	18	2
92-1995	Assembly - Crankshaft	60	7	1	92-2073	Assembly - Holder	71	15	1
92-1996	Assembly - Cover, Front	59	18	1	92-2075	Assembly - Rotor	71	9	1
92-1997	Gasket - Cylinder	58	23	1	92-2076	Plate	71	7	1

*Not Illustrated

TORO PART NUMBER INDEX (Cont.)

Part No.	Description	Pg. Ref. No. No. Qty.	Part No.	Description	Pg. Ref. No. No. Qty.
92-2077	Screw	71 8 4	92-2148	Pin - Dowel	57 6 2
92-2078	Bolt	71 4 2	92-2148	Pin - Dowel	60 13 1
92-2079	Collar	71 2 1	92-2149	Pin	62 1 2
92-2080	Frame - End	71 24 1	92-2150	Ring - Snap	64 15 1
92-2081	Cover - End	71 13 1	92-2151	Cap - Plug	66 29 1
92-2082	Rectifier	71 22 1	92-2151	Cap - Sealing	57 2 3
92-2083	Bushing	71 21 1	92-2151	Cap - Sealing	58 13 1
92-2084	Regulator	71 20 1	92-2152	Bushing	57 3 4
92-2085	Screw W/washer	71 6 6	92-2153	Plug - Spark	69 18 3
92-2085	Screw W/washer	71 14 6	92-2154	Kit - Diaphragm	68 20 1
92-2086	Screw W/washer	71 19 1	92-2155	Gasket - Water Inlet	65 21 1
92-2087	Bolt W/washer	71 12 3	92-2156	Nut - Alternator	71 31 1
92-2088	Yoke	70 15 1	92-2157	Outlet - Water	66 2 1
92-2089	Brush	70 16 4	92-2160	Cartridge - Relief Valve	48 12 1
92-2090	Spring	70 17 4	92-2161	Body - Relief Valve	48 28 1
92-2091	Assembly - Holder	70 14 1	92-2162	Head	50 6 1
92-2092	Insulator	70 13 1	92-2165	Kit - Repair	50 * 1
92-2093	Armature	70 6 1	92-2173	Screw - Cap Socket Head	30 18 8
92-2094	Clutch	70 7 1	92-2174	Screw - Adjusting	30 22 1
92-2095	Kit - Switch	70 4 1	92-2175	Gear	30 11 2
92-2096	Ring - Snap	70 9 1	92-2176	Pin - Dowel	30 16 2
92-2097	Nut	70 8 2	92-2177	Pin - Shear	30 7 1
92-2098	Washer	70 10 1	92-2178	Ring - Crescent	30 4 4
92-2099	Bolt	70 11 2	92-2179	Key - Square	30 5 1
92-2100	Bolt	71 25 2	92-2180	Gasket - Copper	30 23 1
92-2102	Lever - Clutch	70 3 1	92-2181	Plate - Pressure	30 13 1
92-2103	Assembly - Bracket, Front	71 3 1	92-2182	Plate - Seal	30 9 1
92-2106	Nut	70 2 2	92-2183	Plate - Wear	30 10 1
92-2107	Nut	70 5 1	92-2184	Cap - Relief Valve	30 24 1
92-2108	Igniter Set	69 12 1	92-2185	Plug	30 19 1
92-2109	O-Ring	69 8 1	92-2186	Spacer	30 3 1
92-2110	Cover - Acc. Pump	68 19 1	92-2187	Housing - Gear, End	30 17 1
92-2111	Kit - Mixing Screw	67 2 1	92-2189	Shaft - Drive	30 6 1
92-2113	Rotor	69 2 1	92-2190	Shaft - Idler	30 25 1
92-2114	Assembly - Cap	69 1 1	92-2191	Bearing	30 27 1
92-2115	Screw Set	69 14 1	92-2192	Bearing	30 12 4
92-2116	Assembly - Signal Rotor	69 6 1	92-2193	Ball	30 20 1
92-2117	Chamber - Vacuum	69 7 1	92-2194	Spring	30 21 1
92-2118	Plate	69 10 1	92-2195	Seal - Oil	30 2 1
92-2119	Wire - Lead	69 11 1	92-2196	Seal - Pressure Plate	30 15 1
92-2120	Gasket	69 3 1	92-2197	Seal - Back Up	30 14 1
92-2121	Wire Assembly - Lead	69 13 1	92-2198	Seal	30 26 1
92-2122	Housing	69 9 1	92-2199	Key - Ball	30 28 1
92-2125	Assy. - Spark Plug Wire Set	69 * 1	92-2379	Clamp - Hose	29 4 2
92-2126	Kit - Gasket, Upper	72 3 1	92-2379	Clamp - Hose	46 6 2
92-2127	Kit - Overhaul Gasket	72 2 1	92-2379	Clamp - Hose	45 13 1
92-2128	Bolt - Cover	58 5 2	92-2601	Ring - Retaining	54 49 4
92-2129	Screw - Cap Hex. Hd.	14 30 2	92-2602	Coupling - Hyd. Female	55 54 2
92-2130	Bolt - Flange Head	62 15 2	92-2603	Plug - Dust	54 51 2
92-2131	Bolt - Flange Head	59 4 2	92-2605	Hydraulic Hose Assembly	54 36 1
92-2131	Bolt - Flange Head	57 28 7	92-2606	Hydraulic Hose Assembly	54 33 1
92-2132	Bolt	65 16 1	92-2609	Decal - Remote Hyd.	15 18 1
92-2133	Bolt - Flange Head	71 26 1	92-2610	Decal - Coupler (US)	55 55 1
92-2134	Bolt - Flange Head	71 30 1	92-2611	Decal - Caution (US)	55 56 1
92-2135	Bolt - Flange Head	62 8 1	92-2620	Hydraulic Tube Assembly	54 45 1
92-2137	Bolt/washer	59 12 2	92-2622	Hydraulic Tube Assembly	54 10 1
92-2138	Bolt	66 1 3	92-2623	Plate - Valve Mount	54 3 1
92-2138	Bolt	65 19 2	92-2624	Hydraulic Hose Assembly	54 6 1
92-2139	Bolt	66 4 1	92-2625	Relief Valve Assembly	54 48 1
92-2140	Bolt	66 28 1	92-2697	Hose - Hydraulic LH	49 1 1
92-2141	Bolt	66 3 2	92-2771	Rear Coupler Bracket Assy.	55 53 1
92-2142	Bolt/washer	65 4 3	92-4100	Backplate Assembly RH	28 * 1
92-2143	Bolt	57 22 3	92-4101	Primary Piston Assembly	10 11 1
92-2144	Bolt	57 20 2	92-4102	Secondary Piston Assembly	10 4 1
92-2145	Nut - Flange	62 5 1	92-4103	Pin - Stop	10 3 1
92-2146	Washer	69 15 1	92-4108	Washer - Retainer	10 10 1
92-2147	Washer	62 6 1	92-4109	Circlip	10 9 1

*Not Illustrated

TORO PART NUMBER INDEX (Cont.)

Part No.	Description	Pg. No.	Ref. No.	Qty.	Part No.	Description	Pg. No.	Ref. No.	Qty.
92-4110	Clevis	10	5	1	92-4179	Yoke, Shaft & Seal Tube	26	33	2
92-4111	Petcock - Radiator	29	42	1	92-4180	Seal	26	32	2
92-4112	Cap Assembly	10	12	1	92-4182	Yoke & Hub	26	31	2
92-4113	Screw - Bleed	24	4	1	92-4187	Cross & Bearing Kit	26	30	4
92-4114	Cap - Bleed Screw	24	5	1	92-4188	Ring - Snap	26	28	12
92-4114	Cap - Bleed Screw	28	5	1	92-4189	Strap & Bolt Kit	26	36	2
92-4115	Backplate Assembly LH	24	2	1	92-4190	Yoke - End	26	29	2
92-4116	Backplate Assembly RH	24	*	1	92-4198	Fan Shroud Assembly	29	13	1
92-4117	Assy. - Wheel Cylinder LH	24	*	1	92-5100	Gasket - Liquid	72	1	1
92-4118	Assy. - Wheel Cylinder RH	24	*	1	92-5101	Seat - Exhaust Valve	58	*	3
92-4119	Kit - Seal	24	*	1	92-5102	Seat - Intake Valve	58	*	3
92-4120	Shoe & Lining Set	24	13	1	92-5103	Guide - Intake Valve	58	*	3
92-4121	Assembly - Adjuster LH	24	*	1	92-5104	Guide - Intake Valve	58	*	3
92-4122	Assembly - Adjuster RH	24	*	1	92-5105	Guide - Exhaust Valve	58	*	1
92-4123	Assembly - Pawl LH	24	19	1	92-5106	Guide - Exhaust Valve	58	*	1
92-4123	Assembly - Pawl LH	28	19	1	92-5107	Stud	57	14	1
92-4124	Assembly - Pawl RH	24	*	1	92-5108	Gasket - Bracket	57	24	1
92-4124	Assembly - Pawl RH	28	*	1	92-5109	Stay - Oil Filter	57	21	1
92-4125	Plug	24	3	1	92-5110	Gauge - Oil Level	57	19	1
92-4126	Spring - Shoe, Upper LH	24	14	1	92-5111	Guide - Oil Level Gauge	57	32	1
92-4127	Spring - Shoe, Upper RH	24	*	1	92-5112	Bolt - Flange Head	57	18	1
92-4128	Spring - Shoe, Lower	24	15	1	92-5112	Bolt - Flange Head	65	2	4
92-4129	Spring - Adjuster, LH	24	20	1	92-5113	Bolt - Flange Head	59	1	3
92-4130	Spring - Adjuster, RH	24	*	1	92-5116	Piston & Pin	60	*	3
92-4131	Washer - Hold Down	24	22	2	92-5117	Piston & Pin	60	*	3
92-4131	Washer - Hold Down	28	22	2	92-5118	Piston Ring Set	60	*	1
92-4132	Spring - Hold Down	24	23	2	92-5120	Piston Ring Set	60	*	1
92-4133	Pin - Hold Down	24	26	2	92-5121	Piston Ring Set	60	*	1
92-4133	Pin - Hold Down	28	26	2	92-5122	Nut - Timing Belt	62	4	1
92-4134	Plug - Inspection	24	25	1	92-5123	Bolt - Engine Mount	63	3	3
92-4134	Plug - Inspection	28	25	1	92-5124	Body - Choke, Auto	67	15	1
92-4135	Set Bolt	24	1	2	92-5125	Kit - Check Valve	68	13	1
92-4135	Set Bolt	28	1	2	92-5126	Cover - Carburetor Top	67	5	1
92-4136	Backplate Assembly LH	28	2	1	92-5127	Kit - Float & Pin	68	12	1
92-4137	Screw - Bleed	28	4	1	92-5128	Insulator - Carburetor	67	13	1
92-4140	Assy. - Wheel Cylinder LH	28	*		92-5129	Jet - Pilot	68	8	1
92-4141	Assy. - Wheel Cylinder RH	28	*	1	92-5130	Jet - Main	68	10	1
92-4142	Seal Kit	28	*	1	92-5131	Jet - Power	68	11	1
92-4143	Shoe & Lining Set	28	13	1	92-5132	Kit - Holder, Main Jet	68	6	1
92-4144	Assembly - Adjuster LH	28	*	1	92-5133	Kit - Lever, Throttle	68	2	1
92-4145	Assembly - Adjuster RH	28	*	1	92-5134	Orifice - Choke	67	8	1
92-4146	Plug	28	3	1	92-5135	Kit - Screw Adjusting, Idle	68	5	1
92-4147	Spring - Shoe, Upper LH	28	14	1	92-5136	Kit - Adjusting Screw	67	1	1
92-4148	Spring - Shoe, Upper RH	28	*	1	92-5137	Spring	67	4	1
92-4149	Spring - Shoe, Lower	28	15	1	92-5140	Kit - Needle Valve	68	21	1
92-4150	Spring - Adjuster, LH	28	20	1	92-5141	Valve - Fuel Cut-Off	68	22	1
92-4151	Spring - Adjuster, RH	28	*	1	92-5142	Valve - Carburetor Piston	67	3	1
92-4152	Spring - Hold Down	28	23	2	92-5143	Gasket - Choke, Auto	67	17	1
92-4153	Assembly - Steering Column	6	11	1	92-5144	Float Chamber Cover Assy.	68	14	1
92-4154	Universal Joint Assembly	6	31	1	92-5145	Screw	67	7	6
92-4155	Slip Joint Assembly - Upper	6	28	1	92-5146	Screw	68	18	4
92-4156	Slip Joint Assembly - Lower	6	29	1	92-5147	Screw	68	15	4
92-4157	Boot - Steering Shaft	6	24	1	92-5148	Screw	68	1	1
92-4158	Valve Assy. - Hyd. Gear	8	*	1	92-5149	Screw	67	16	1
92-4159	Nut - Adjuster Plug Lock	7	25	1	92-5150	O-Ring	68	9	1
92-4160	Bearing Service Kit - Upper	8	*	1	92-5151	O-Ring	68	16	1
92-4161	Assembly - Cover Service	7	*	1	92-5152	O-Ring	68	7	1
92-4162	Pitman Shaft - Gear Service	8	*	1	92-5153	O-Ring	68	17	1
92-4163	Assy. - Steering Housing	8	*	1	92-5154	Nut - Carburetor, INR	68	4	1
92-4164	Plug Assy. - Service Adjust.	8	*	1	92-5155	Clamp - Carburetor	67	9	1
92-4165	Plug - Housing End	7	2	1	92-5156	Clamp - Carburetor INR	67	6	1
92-4166	Rack/Piston/Nut Assembly	8	*	1	92-5157	Bolt	67	10	2
92-4167	Assembly - Plug Service	8	*	1	92-5160	Valve - Thermostat	65	9	1
92-4168	Return - Guide Ball	7	7	2	92-5161	Gasket	65	10	1
92-4169	Bearing - Needle	7	21	1	92-5162	Plug - Inlet	66	24	2
92-4170	Bearing - Pitman Shaft	7	47	1	92-5163	Gasket - EGR Valve	66	15	1
92-4177	Yoke - Double Clamp	26	34	2	92-5164	Assembly - Hose	66	11	1

*Not Illustrated

TORO PART NUMBER INDEX (Cont.)

Part No.	Description	Pg. Ref. No. No. Qty.	Part No.	Description	Pg. Ref. No. No. Qty.
92-5165	Clip	66 12 1	93-7126	Brake Assembly LH	26 9 1
92-5166	Bolt	66 13 2	93-7126	Rear Brake Assembly - LH	28 * 1
92-5167	Bracket - Front	70 1 1	93-7128	Drum - Brake	26 15 2
92-5168	Bracket - Rear	70 12 1	93-7129	Harness - Wire Rear	2 34 1
92-5169	Pulley	71 1 1	93-7133	Arm - Control Upper LH	22 * 1
92-5170	Cover	69 4 1	93-7135	Arm - Control Upper RH	22 21 1
92-5171	Gasket - Cover	69 5 1	93-7145	Screw - Cap Hex. Hd.	6 19 3
92-5172	Clamp	69 23 1	93-7170	Cap - Fuel (CE)	45 * 1
92-5304	Decal - Brake (Japan)	15 20 1	93-7252	Decal - CE (Europe)	3 66 1
92-5311	Decal - Differential (Japan)	15 17 1	93-7276	Decal - Danger (Europe)	44 23 1
92-5318	Decal - Axle (Japan)	15 11 1	93-7814	Decal - Caution (Europe)	31 1 1
92-5325	Decal - Caution (Japan)	15 10 1	93-8071	Decal - Caution (Europe)	25 32 2
92-5332	Decal - Supervisor (Japan)	3 55 1	93-8938	Bracket - Cover LH	29 46 1
92-5339	Decal - Coupler (JAP)	55 * 1	93-8939	Bracket - Cover RH	29 47 1
92-5346	Decal - Remote Hyd.	15 18 1	93-8940	Cover - Radiator	29 45 1
92-5353	Decal - Dump Hyd. (Japan)	15 19 1	93-8941	Bracket - Front LH	52 15 1
92-5360	Decal - PTO (Japan)	15 16 1	93-8942	Bracket - Front RH	52 * 1
92-5367	Decal - PTO (Japan)	26 40 1	93-8943	Plate - Tail Light LH	52 12 1
92-5374	Decal - Fuse (Japan)	3 54 1	93-8944	Plate - Tail Light RH	52 * 1
92-5381	Decal - ROPS (Japan)	20 3 2	93-8953	Front Bracket Assy. LH	34 59 1
92-5388	Decal - Rollover (Japan)	20 2 1	93-8954	Front Bracket Assy. RH	34 60 1
92-5395	Decal - Load (Japan)	1 16 1	93-8955	Rear Brace Assy. LH	14 48 1
92-5466	Decal - Caution (JAP)	55 * 1	93-8956	Rear Brace Assy. RH	14 47 1
92-5473	Decal - ATF (Japan)	26 4 1	93-8958	Pedal - Clutch	14 39 1
92-5490	Decal - Quick Ref. (DU)	15 23 1	93-8961	Arm - Accelerator Pedal	9 10 1
92-5491	Decal - Quick Ref. (FR)	15 23 1	93-8965	Pedal - Brake	9 27 1
92-5492	Decal - Quick Ref. (GR)	15 23 1	93-8969	Pedal - Accelerator	9 15 1
92-5493	Decal - Quick Ref. (IT)	15 23 1	93-8971	Seal - Port, Flange	10 2 2
92-5494	Decal - Quick Ref. (Japan)	16 23 1	93-9089	Decal - Coupler (CE)	55 * 1
92-5495	Decal - Quick Ref. (SP)	15 23 1	93-9090	Decal - Caution (CE)	55 * 1
92-5496	Decal - Quick Ref. (SW)	15 23 1	93-9430	Decal - Differential (Europe)	15 17 1
92-5951	Angle - Hitch	26 41 1	93-9436	Decal - Quick Ref. (DN)	15 23 1
92-5955	Decal - No Riders	56 10 1	93-9437	Decal - Quick Ref. (FN)	15 23 1
92-5972	Grommet	17 5 4	93-9438	Decal - Quick Ref. (NO)	15 23 1
92-5974	Panel - Front	56 6 1	93-9439	Decal - Quick Ref. (PO)	15 23 1
92-6408	Decal - Danger (Japan)	16 26 1	93-9442	Decal - ATF (Europe)	26 4 1
92-6415	Decal - Danger (Japan)	17 6 1	93-9443	Decal - Brake (Europe)	15 20 1
92-6415	Decal - Warning (Japan)	49 32 2	93-9444	Decal - Dump Hyd.	15 19 1
92-6422	Decal - Dash (Japan)	3 56 1	93-9446	Decal - Dash (Europe)	3 56 1
92-6444	Decal - Grease (Japan)	27 44 2	93-9447	Decal - Caution (Europe)	29 35 1
92-6479	Decal - Caution (Japan)	25 32 2	93-9448	Decal - Caution (Europe)	15 10 1
92-6493	Decal - Warning (Japan)	21 33 2	93-9449	Decal - Grease (Europe)	27 44 2
92-7240	Decal - Warning (Japan)	29 44 1	93-9535	Hydraulic Tube Assembly	54 5 1
92-7905	Switch & Bracket Assembly	54 31 1	93-9536	Rod - Connecting	53 6 1
93-0307	Nut - Retainer	23 35 2	93-9537	Bracket - Switch Mounting	54 44 1
93-0309	Washer - Tab	23 3 2	93-9538	Cover - Switch	54 42 1
93-1312	Decal - Warning	56 20 2	93-9539	Strip - Tapped	54 30 1
93-3101	Cap - Fuel (US)	45 1 1	93-9540	Sleeve - Protective	54 35 1
93-3766	Decal - Caution (Japan)	29 35 1	93-9541	Harness - Wire	55 57 1
93-6668	Decal - Charging (Europe)	44 22 1	93-9542	Cam - Switch	54 13 1
93-6681	Decal - Warning (Europe)	29 44 1	93-9551	Sleeve - Protective	54 40 1
93-6687	Decal - No Step (Europe)	44 11 1	93-9552	Hose - Hydraulic	49 4 1
93-7050	Radiator Assembly	29 30 1	93-9575	Tube - Flatbed Pivot	56 35 2
93-7053	Warning Light Assembly	2 9 1	93-9595	Lanyard - Tailgate	56 33 2
93-7059	Hose - Brake Front	11 9 2	93-9606	Latch Assembly	56 29 2
93-7081	Tube - Brake Front RH	11 10 1	93-9719	Block - Wear	56 18 2
93-7082	Tube - Brake Front LH	11 16 1	93-9720	Plate - Pivot Long LH	56 23 2
93-7085	Tube - Brake Front	11 19 1	93-9721	Plate - Pivot Long RH	56 36 2
93-7088	Support - Fan	29 16 1	93-9722	Spacer - Bracket LH	56 16 1
93-7090	Stub - Axle	26 14 2	93-9723	Spacer - Bracket RH	56 12 1
93-7094	Cover - Wire Harness	2 49 1	93-9724	Bed	56 2 1
93-7095	Frame - Engine	32 17 1	93-9850	Decal - Rollover (Europe)	20 2 1
93-7103	Screen - Radiator	29 7 1	93-9851	Decal - Fuse (Europe)	3 54 1
93-7121	Housing - Bell	14 8 1	93-9852	Decal - Danger (Europe)	17 6 1
93-7123	Hose - Brake Front	22 8 2	93-9852	Decal - Warning (Europe)	49 32 2
93-7125	Brake Assembly RH	26 * 1	93-9856	Decal - Supervisor (Europe)	3 55 1
93-7125	Rear Brake Assembly - RH	28 * 1	93-9857	Decal - Axle (Europe)	15 11 1

*Not Illustrated

TORO PART NUMBER INDEX (Cont.)

Part No.	Description	Pg. No.	Ref. No.	Qty.	Part No.	Description	Pg. No.	Ref. No.	Qty.
93-9859	Decal - ROPS (Europe)	20	3	2	233-48	Knob	19	4	1
93-9860	Decal - Danger (Europe)	16	26	1	237-21	Seal - O-Ring	49	2	6
93-9861	Decal - PTO (Europe)	15	16	1	237-22	Seal - O-Ring	49	5	3
93-9862	Decal - PTO (Europe)	26	40	1	237-22	Seal - O-Ring	48	9	4
93-9866	Decal - Remote Hyd.	15	18	1	237-22	Seal - O-Ring	54	14	10
93-9879	Decal - Warning (Europe)	21	33	2	237-30	Seal - O-Ring	37	34	2
94-1224	Decal - Load (Europe)	1	16	1	237-42	O-Ring	51	2	2
94-3800	Master Cylinder Assembly	9	3	1	237-42	Seal - O-Ring	49	7	2
94-3801	Fuel Tank Assembly	45	2	1	237-42	Seal - O-Ring	48	11	2
94-3804	Rod End Assy. LH Thread	23	*19	2	237-42	Seal - O-Ring	54	15	5
94-3807	Rod End Assy. RH Thread	23	*	2	237-42	Seal - O-Ring	37	47	1
94-3809	Tire - Hard Surface	23	*	2	237-78	Seal - O-Ring	49	15	4
94-3810	Rod - Link	9	25	1	237-78	Seal - O-Ring	54	16	3
94-3814	Tube - Hydraulic	9	1	1	237-79	Seal - O-Ring	49	25	1
94-3815	Tube - Hydraulic	9	2	1	237-79	Seal - O-Ring	37	39	2
94-3819	Tube - Brake Rear	11	5	1	237-80	Seal - O-Ring	49	24	1
94-3820	Tube - Brake Front	11	1	1	237-81	Seal - O-Ring	37	28	1
94-3821	Plate - Center, Frame	9	34	1	237-123	Seal - O-Ring	37	25	1
94-3823	Bell Crank	9	19	1	240-5	Grommet	14	32	1
94-3829	Pin - Clevis	19	23	1	241-119	Cap Dust	23	1	2
94-3836	Accelerator Cable Assembly	35	1	1	2410-35	Plug - Hole	2	6	1
94-3836	Cable - Accelerator	9	42	1	2410-42	Cap - Front Bumper	1	12	2
94-3837	Cable - Clutch	3	67	1	2410-64	Plug - Hole	3	64	1
94-3837	Clutch Cable Assembly	14	36	1	2411-33	Joint - Ball	14	3	1
94-3838	Bracket - Mudflap LH	1	23	1	2412-10	Clamp - R	22	7	2
94-3839	Bracket - Mudflap RH	1	*	1	2412-10	Clamp - R	33	43	1
94-3841	Mudflap	1	26	2	2412-34	Clamp	49	22	1
94-3842	Tube - Brake Rear	11	12	1	2412-34	Clamp - Hose	29	9	2
94-3843	Tube - Brake LH	25	22	1	2412-34	Clamp - Hose	33	30	2
94-3844	Tube - Brake LH	25	*	1	2412-34	Clamp - Hose	38	53	1
94-3845	Tube - Brake RH	25	20	1	2412-36	Clamp	45	8	2
94-3846	Tube - Brake RH	25	3	1	2412-36	Clamp - Hose	37	3	3
94-5202	Lever Support Assembly	18	14	1	2412-82	Clamp - R	32	10	1
94-5203	Hydraulic Cylinder Assy.	49	16	2	2412-89	Clamp - R	32	2	2
94-5206	Barrel Assembly	50	1	1	2412-89	Clamp - R	44	5	1
94-5207	Shaft	50	2	1	2412-89	Clamp - R	11	21	1
94-5209	Cover - Dust	10	7	1	2412-89	Clamp - R	14	25	1
94-5210	Rod - Push	10	8	1	2412-89	Clamp - R	2	32	1
94-5221	Flap - Cylinder, Master	9	43	1	2412-92	Clamp - Hose	33	2	1
94-5224	Driveshaft Assembly	27	*	2	2412-92	Clamp - Hose	46	14	1
94-5228	Pulley	29	23	1	2412-93	Clamp - R	52	2	1
94-5231	Assembly - Cover	58	9	1	2412-96	Clamp - R	46	4	1
94-5232	Wire - Spark Plug, #1	69	20	1	2412-105	Clamp - R	6	17	2
94-5233	Wire - Spark Plug, #2	69	19	1	2412-108	Clamp - Hose	46	8	2
94-5234	Wire - Spark Plug, #3	69	22	1	2412-108	Clamp - Hose	45	10	1
94-5235	Air Cleaner (Complete)	47	*	1	2412-108	Clamp - Hose	33	47	2
94-5235	Air Cleaner Assembly	46	17	1	2412-119	Clamp - Hose	33	6	3
94-5239	Hose - Air Cleaner	33	1	1	2412-130	Clamp - Hose	47	10	1
94-5240	Operators Platform Assy.	1	17	1	2412-130	Clamp - Hose	33	32	2
94-5245	Supervisor Switch Assembly	2	29	1	2412-133	Clamp - R	17	3	2
94-5255	Hose - Hydraulic	37	41	1	2412-149	Clamp - Tube	25	24	4
94-5255	Hydraulic Hose Assembly	54	29	1	251-8	Bearing - Ball	41	1	2
94-5261	Tire	23	5	2	251-82	Bearing - Ball	31	11	2
94-5272	Decal - Warning	3	68	1	251-346	Bearing - Ball	41	8	1
218-446	Nut - Hex.	2	11	1	254-72	Cup - Bearing	23	29	2
218-447	Washer - Lock	2	12	1	254-94	Cone - Bearing	23	30	2
218-473	Boot - Switch	3	63	1	254-106	Cone - Bearing	23	27	2
218-574	Fuse - 7.5 Amp	2	46	2	254-107	Cup - Bearing	23	28	2
218-578	Fuse - 10 Amp	3	61	1	256-155	Bushing - Flange	9	26	2
218-600	Bulb	2	13	2	256-156	Bushing - Flange	14	38	2
219-17	Bulb - Warning Light	3	59	4	256-247	Bushing - Flange	9	18	2
232-27	Stem - Valve	23	31	2	256-259	Bushing - Flange	9	9	2
232-27	Valve - Stem	26	17	2	283-2	Pin - Clevis	9	4	1
233-37	Knob	18	1	1	283-30	Pin - Clevis	9	12	1
233-39	Knob	48	1	1	283-30	Pin - Clevis	14	35	1
233-39	Knob	53	1	1	283-62	Pin - Clevis	19	6	1
233-39	Knob	6	1	1	283-62	Pin - Clevis	18	8	3

*Not Illustrated

TORO PART NUMBER INDEX (Cont.)

Part No.	Description	Pg. Ref. No. No. Qty.	Part No.	Description	Pg. Ref. No. No. Qty.
283-62	Pin - Clevis	37 35 3	323-6	Screw - Cap Hex. Hd.	18 37 1
283-85	Pin - Clevis	9 14 1	323-7	Screw - Cap Hex. Hd.	37 14 4
285-17	Plug - Pipe	36 15 2	323-7	Screw - Cap Hex. Hd.	9 17 2
302-5	Fitting - Grease	9 8 3	323-7	Screw - Cap Hex. Hd.	35 27 3
302-5	Fitting - Grease	22 14 4	323-7	Screw - Cap Hex. Hd.	26 43 4
302-5	Fitting - Grease	23 20 4	323-8	Screw - Hex. Flange Hd.	23 11 8
302-5	Fitting - Grease	6 30 1	323-9	Screw - Cap Hex. Hd.	44 16 1
302-5	Fitting - Grease	26 35 4	323-10	Screw - Cap Hex. Hd.	37 8 1
302-5	Fitting - Grease	14 49 1	323-12	Screw - Cap Hex. Hd.	21 6 8
302-11	Fitting - Grease	21 8 1	323-29	Screw - Cap Hex. Hd.	33 55 2
302-58	Fitting - Grease	27 46 16	323-42	Screw - Hex.	56 19 14
321-2	Screw - Cap Hex. Hd.	2 1 7	324-9	Screw - Cap Hex. Hd.	21 22 4
321-2	Screw - Hex. Hd.	54 39 2	324-10	Screw - Cap Hex. Hd.	21 1 4
321-3	Screw - Cap Hex. Hd.	2 4 2	324-13	Screw - Cap Hex. Hd.	21 10 2
321-3	Screw - Cap Hex. Hd.	35 7 1	324-19	Screw - Cap Hex. Hd.	32 6 2
321-3	Screw - Cap Hex. Hd.	29 28 4	325-4	Screw - Cap Hex. Hd.	17 15 2
321-3	Screw - Cap Hex. Hd.	6 33 2	325-13	Screw - Cap Hex. Hd.	22 11 8
321-4	Screw - Cap Hex. Hd.	32 1 2	325-13	Screw - Cap Hex. Hd.	21 27 4
321-4	Screw - Cap Hex. Hd.	44 8 1	325-19	Screw - Cap Hex. Hd.	26 27 1
321-4	Screw - Cap Hex. Hd.	15 9 8	325-20	Screw - Cap Hex. Hd.	26 24 5
321-4	Screw - Cap Hex. Hd.	29 12 4	3210-9	Screw - Cap Hex. Hd.	35 6 1
321-4	Screw - Cap Hex. Hd.	33 15 1	3211-8	Screw - Cap Hex. Hd.	18 13 2
321-4	Screw - Cap Hex. Hd.	17 20 8	3215-1	Screw - Cap Hex. Hd.	37 16 2
321-4	Screw - Cap Hex. Hd.	11 22 1	3217-25	Nut - Hex.	2 38 2
321-4	Screw - Cap Hex. Hd.	1 24 4	3217-26	Hut - Hex.	2 37 1
321-4	Screw - Cap Hex. Hd.	14 26 1	3217-29	Nut - Jam	3 58 3
321-4	Screw - Cap Hex. Hd.	35 30 2	3218-18	Nut - Jam	18 43 1
321-4	Screw - Cap Hex. Hd.	2 33 1	3218-20	Nut - Jam	14 14 2
321-4	Screw - Hex. Flange Hd.	25 26 4	3218-21	Nut - Jam	23 18 2
321-6	Screw - Cap Hex. Hd.	52 3 12	3219-2	Nut	36 19 2
321-6	Screw - Cap Hex. Hd.	22 5 2	3219-14	Nut	18 5 1
321-9	Screw - Cap Hex. Hd.	11 3 4	3219-14	Nut - Hex.	37 32 1
321-9	Screw - Cap Hex. Hd.	48 5 2	3219-14	Nut - Jam	35 10 2
321-9	Screw - Cap Hex. Hd.	19 27 1	3220-1	Nut - Jam	35 2 1
321-9	Screw - Cap Hex. Hd.	9 38 1	3220-1	Nut - Jam	37 37 4
321-9	Screw - Hex. Hd.	54 46 1	3220-1	Nut - Jam	18 41 4
321-14	Screw - Cap Hex. Hd.	49 8 2	3220-2	Nut - Jam	14 2 1
321-15	Screw - Cap Hex. Hd.	48 13 1	3220-2	Nut - Jam	35 5 1
321-23	Screw - Hex. Hd.	54 43 2	3220-3	Nut - Hex. Jam LH	9 24 2
322-2	Screw - Cap Hex. Hd.	11 11 1	3220-3	Nut - Jam	18 12 2
322-2	Screw - Cap Hex. Hd.	46 16 4	3220-7	Nut - Jam	23 2 2
322-2	Screw - Cap Hex. Hd.	6 16 6	3220-11	Nut - Jam	23 23 2
322-2	Screw - Cap Hex. Hd.	48 31 1	3229-25	Screw - Carriage	49 19 2
322-2	Screw - Cap Hex. Hd.	29 39 6	3230-1	Screw - Carriage	56 24 2
322-2	Screw - Cap Hex. Hd.	33 42 1	3230-15	Screw - Carriage	56 34 4
322-2	Screw - Cap Hex. Hd.	2 50 3	3230-18	Bolt - Carriage	17 2 8
322-3	Screw - Cap Hex. Hd.	54 7 4	3230-23	Bolt - Carriage	44 6 4
322-3	Screw - Cap Hex. Hd.	49 20 4	3230-23	Bolt - Carriage	29 21 7
322-5	Screw - Cap Hex. Hd.	31 2 4	3231-3	Bolt - Carriage	21 21 4
322-5	Screw - Cap Hex. Hd.	15 6 8	3231-21	Bolt - Carriage	44 7 6
322-5	Screw - Cap Hex. Hd.	53 9 1	3231-21	Bolt - Carriage	48 21 1
322-5	Screw - Cap Hex. Hd.	22 10 2	3231-21	Bolt - Carriage	17 22 4
322-5	Screw - Cap Hex. Hd.	52 20 4	3231-21	Bolt - Carriage	18 32 4
322-5	Screw - Cap Hex. Hd.	29 22 4	3231-26	Bolt - Carriage	35 15 1
322-5	Screw - Cap Hex. Hd.	48 24 1	3231-28	Bolt - Carriage	29 17 1
322-5	Screw - Cap Hex. Hd.	9 36 2	3232-17	Bolt - Carriage	25 19 8
322-5	Screw - Cap Hex. Hd.	18 51 2	3234-1	Screw - Hex. Flange Hd.	1 13 6
322-6	Screw - Cap Hex. Hd.	33 4 2	3234-4	Screw - Hex. Flange Hd.	37 42 4
322-7	Screw - Cap Hex. Hd.	31 9 4	3234-5	Screw - Cap Hex. Hd.	34 56 2
322-12	Screw - Cap Hex. Hd.	18 25 1	3234-5	Screw - Flange Hd.	14 44 2
323-4	Screw - Cap Hex. Hd.	45 16 2	3234-7	Screw	56 7 21
323-4	Screw - Cap Hex. Hd.	1 22 1	3234-11	Screw - Cap Hex. Hd.	32 14 6
323-6	Screw - Cap Hex. Hd.	19 1 1	3234-21	Screw - Hex. Hd.	54 52 2
323-6	Screw - Cap Hex. Hd.	46 2 1	3234-29	Screw	56 27 6
323-6	Screw - Cap Hex. Hd.	26 11 8	3234-38	Screw - Cap Hex. Hd.	45 22 2
323-6	Screw - Cap Hex. Hd.	17 12 2	3234-38	Screw - Hex. Flange Hd.	25 17 24
323-6	Screw - Cap Hex. Hd.	25 31 2	3234-40	Screw - Hex. Flange Hd.	20 4 4

*Not Illustrated

TORO PART NUMBER INDEX (Cont.)

Part No.	Description	Pg. No.	Ref. No.	Qty.	Part No.	Description	Pg. No.	Ref. No.	Qty.
3245-31	Screw - Set	29	48	1	3272-6	Pin - Cotter	9	7	1
3250-13	Screw	2	51	2	3272-6	Pin - Cotter	19	8	1
3250-13	Screw - Hex. Hd.	15	15	20	3272-6	Pin - Cotter	37	30	3
3250-13	Screw - Pan Hd.	1	27	4	3272-7	Pin - Cotter	53	12	1
3250-20	Screw - Round Hd.	29	2	4	3272-10	Pin - Cotter	9	11	2
3250-45	Screw - Pan Hd.	56	17	4	3272-10	Pin - Cotter	14	37	1
3253-3	Washer - Lock	35	8	1	3272-12	Pin - Cotter	22	17	4
3253-3	Washer - Lock	59	22	2	3272-12	Pin - Cotter	23	21	4
3253-3	Washer - Lock	29	27	4	3272-12	Pin - Cotter	23	32	2
3253-3	Washer - Lock	14	28	4	3272-37	Pin - Cotter	49	18	2
3253-3	Washer - Lock	33	37	1	3274-31	Screw - Button Hd.	2	7	4
3253-4	Washer - Lock	61	4	6	3274-52	Screw - Hex. Socket Hd.	36	39	4
3253-4	Washer - Lock	15	5	8	3274-54	Screw - Hex. Socket Hd.	45	19	2
3253-4	Washer - Lock	35	13	2	3274-94	Screw - Socket Button Hd.	52	16	6
3253-4	Washer - Lock	6	14	4	3277-1	Nut - Hex.	6	5	1
3253-6	Washer - Lock	33	21	2	3290-221	Washer - Spring	18	34	1
3253-6	Washer - Lock	27	45	10	3290-221	Washer - Spring	19	36	2
3253-15	Washer - Lock	45	5	5	3290-271	Rivet - Pop	29	41	2
3253-15	Washer - Lock	2	39	2	3290-321	Screw - Hex. Flange Hd.	9	31	2
3253-18	Washer - Lock	36	40	4	3290-357	Nut - Flange	46	13	1
3253-19	Washer - Lock	3	57	3	3290-357	Nut - Flange	35	18	1
3253-21	Washer - Lock	26	10	8	3290-357	Nut - Flange	45	23	2
3253-21	Washer - Lock	17	13	2	3290-357	Nut - Flange	9	37	2
3253-21	Washer - Lock	23	33	8	3290-357	Nut - Flange Head	25	30	2
3253-22	Washer - Lock	14	9	4	3290-357	Nut - Flange Lock	44	1	6
3253-22	Washer - Lock	35	17	1	3290-357	Nut - Flange Lock	1	8	8
3254-1	Washer - Lock	2	36	1	3290-357	Nut - Flange Lock	17	10	4
3254-2	Washer - Lock	33	11	1	3290-357	Nut - Flange Lock	29	14	1
3255-9	Washer - Lock ETLW	44	2	1	3290-357	Nut - Flange Lock	21	16	4
3256-3	Washer - Flat	31	8	4	3290-357	Nut - Flange Lock	18	33	4
3256-4	Washer - Flat	37	12	1	3290-357	Nut - Flange Lock	33	50	2
3256-6	Washer - Flat	25	9	4	3290-378	Tie - Cable	54	41	6
3256-6	Washer - Flat	21	32	2	3290-378	Tie - Cable (Europe)	49	34	6
3256-14	Washer - Flat	48	30	1	3290-413	Washer - Belleville	32	12	12
3256-14	Washer - Flat	54	37	2	3290-455	Washer	6	12	1
3256-22	Washer - Flat	11	4	4	3290-456	Washer - Belleville	18	46	2
3256-22	Washer - Flat	2	5	2	3290-477	Washer - Curved	19	28	1
3256-22	Washer - Flat	15	8	8	3290-478	Washer - Belleville	19	17	1
3256-22	Washer - Flat	29	11	4	3290-506	Palnut	52	4	2
3256-22	Washer - Flat	52	11	12	3290-507	Pin - Dowel	18	31	1
3256-22	Washer - Flat	48	18	3	3296-2	Nut - Hex.	53	7	1
3256-22	Washer - Flat	17	19	8	3296-2	Nut - Lock	15	22	20
3256-22	Washer - Flat	9	39	3	3296-2	Nut - Lock	1	30	4
3256-22	Washer - Flat	14	41	2	3296-2	Nut - Lock	9	33	2
3256-23	Washer - Flat	15	4	8	3296-2	Nut - Lock	2	45	2
3256-23	Washer - Flat	33	5	2	3296-3	Nut - Lock	35	28	1
3256-23	Washer - Flat	53	5	2	3296-4	Nut - Lock	14	4	1
3256-23	Washer - Flat	19	21	1	3296-5	Nut - Flange Lock	29	25	1
3256-23	Washer - Flat	52	21	4	3296-5	Nut - Lock	36	12	1
3256-23	Washer - Flat	48	26	2	3296-6	Nut - Lock	9	20	2
3256-23	Washer - Flat	18	50	2	3296-15	Nut - Lock	31	16	1
3256-24	Washer - Flat	44	17	2	3296-23	Nut - Flange Lock	22	12	8
3256-24	Washer - Flat	52	18	6	3296-23	Nut - Lock	25	10	4
3256-25	Washer - Flat	32	5	2	3296-23	Nut - Lock	21	14	4
3256-25	Washer - Flat	53	10	1	3296-23	Nut - Lock	17	16	2
3256-26	Washer - Flat	9	21	1	3296-23	Nut - Lock	9	22	1
3256-27	Washer - Flat	25	6	4	3296-27	Nut - Lock	35	21	2
3256-27	Washer - Flat	21	31	2	3296-27	Rivet - Plastic	44	13	4
3256-28	Washer - Flat	31	15	1	3296-29	Nut - Flange Lock	29	20	8
3256-45	Washer - Flat	29	24	1	3296-29	Nut - Lock	31	6	6
3256-57	Washer - Flat	56	32	4	3296-29	Nut - Lock	53	8	1
3256-61	Washer - Flat	16	25	14	3296-29	Nut - Lock	14	13	1
3256-61	Washer - Flat	1	29	4	3296-29	Nut - Lock	52	19	4
3256-67	Washer - Flat	46	11	2	3296-29	Nut - Lock	48	27	1
3257-7	Key - Woodruff	31	17	1	3296-29	Nut - Lock	9	30	2
3258-19	Screw - Round Head	47	2	2	3296-29	Nut - Lock	33	36	2
3272-6	Pin - Cotter	18	3	3	3296-39	Nut - Flange Lock	37	20	4

*Not Illustrated

TORO PART NUMBER INDEX (Cont.)

Part No.	Description	Pg. Ref. No. No. Qty.	Part No.	Description	Pg. Ref. No. No. Qty.
3296-39	Nut - Flange Lock	44 20 1	32128-33	Nut - Flange	32 18 2
3296-39	Nut - Lock	52 1 6	32128-33	Nut - Flange	2 44 12
3296-39	Nut - Lock	32 11 6	32128-33	Nut - Flange Head	49 12 4
3296-39	Nut - Lock	25 13 6	32128-33	Nut - Flange Lock	37 1 1
3296-39	Nut - Lock	23 16 8	32128-33	Nut - Flange Lock	54 2 5
3296-39	Nut - Lock	35 20 3	32128-33	Nut - Flange Lock	44 4 1
3296-39	Nut - Lock	48 23 1	32128-33	Nut - Flange Lock	48 6 1
3296-39	Nut - Lock	21 28 8	32128-33	Nut - Flange Lock	14 24 1
3296-39	Nut - Lock	19 33 1	32128-33	Nut - Flange Lock	25 27 4
3296-39	Nut - Lock	26 42 4	32128-33	Nut - Lock	1 25 4
3296-39	Nut - Lock	18 45 1	32128-35	Nut - Lock Flange	56 9 23
3296-42	Nut - Lock	19 12 1	32128-36	Nut - Lock	26 38 4
3296-42	Nut - Lock	22 13 2	32128-44	Nut - Flange Lock	17 9 2
3296-42	Nut - Lock	52 13 16	32128-53	Nut - Flange Lock	26 26 2
3296-42	Nut - Lock	56 15 4	32136-2	Nut - Slotted	22 2 2
3296-42	Nut - Lock	45 17 2	32136-3	Nut - Slotted	23 22 4
3296-42	Nut - Lock	48 19 2	32144-4	Screw - Hex. Washer Hd.	18 9 2
3296-42	Nut - Lock	11 20 5	32144-10	Screw - Self Tapping	6 18 2
3296-42	Nut - Lock	6 32 2	32144-18	Screw - Cap Hex. Hd.	2 22 2
3296-42	Nut - Lock	29 38 4	32144-42	Screw - Spark Arrestor	33 52 1
3296-42	Nut - Lock	9 41 1	32144-52	Screw - Hex. Hd.	15 12 6
3296-44	Nut - Lock	56 14 14	32144-93	Screw - Self Tapping	52 6 2
3296-48	Nut - Lock	21 11 10	32144-116	Screw - Pan Head	6 8 8
3296-48	Nut - Lock	32 16 2	32148-6	Insert - Threaded	56 1 4
3296-58	Nut - Lock	18 11 2	32148-6	Insert - Threaded	2 2 2
3296-59	Nut - Lock	6 13 1	32148-7	Nut - Clinch	56 11 4
3296-76	Nut - Lock	25 33 8	32148-7	Nut - Clinch	1 18 8
32104-88	Screw	1 4 6	32148-7	Nut - Clinch	18 19 2
32105-5	Screw	54 11 1	32148-8	Insert - Threaded (Europe)	34 57 2
32105-8	Screw	54 38 2	32148-8	Nut - Insert (Europe)	14 46 2
32107-11	Nut - Square	47 4 2	32148-9	Insert - Threaded	25 1 8
32113-14	Screw	36 8 2	32148-15	Insert - Threaded	18 4 1
32120-47	Ring - E	9 13 1	32148-15	Nut - Clinch	37 31 1
32120-47	Ring - E	14 33 2	32151-41	Ring - Retaining	30 1 1
32120-47	Ring - Retaining	19 10 3	32151-56	Ring - Retaining	9 16 1
32121-7	Pin - Roll	14 19 1	32151-104	Ring - Snap	22 15 4
32121-24	Pin - Roll	14 21 2	32152-10	Nut	50 12 1
32121-48	Pin - Roll	18 23 1	340-2	Fitting - Straight	49 10 1
32122-24	Screw - Round Hd	45 6 5	340-3	Fitting - Hydraulic Straight	49 26 1
32128-20	Nut - Flange	11 17 1	340-12	Fitting - Hydraulic Straight	54 50 2
32128-20	Nut - Flange	46 18 4	340-77	Fitting - 90°	49 10 1
32128-20	Nut - Flange	6 27 6	340-77	Fitting - Hydraulic 90°	49 6 1
32128-20	Nut - Flange	2 48 3	340-77	Fitting - Hydraulic 90°	54 8 2
32128-20	Nut - Flange Head	49 11 4	340-86	Fitting - Hydraulic Tee	54 1 1
32128-20	Nut - Flange Lock	22 6 2	340-86	Fitting - Hydraulic Tee	48 15 1
32128-20	Nut - Flange Lock	44 18 2	340-87	Fitting - Hydraulic 45°	54 12 1
32128-20	Nut - Flange Lock	17 21 8	340-88	Fitting - Hydraulic Straight	54 32 1
32128-20	Nut - Flange Lock	9 29 1	340-92	Fitting - Hydraulic Straight	49 29 1
32128-20	Nut - Flange Lock	48 33 1	340-94	Fitting - Hydraulic Tee	48 10 1
32128-20	Nut - Flange Lock	33 44 1	340-94	Fitting - Hydraulic Tee	54 47 1
32128-20	Nut - Lock	54 9 4	340-97	Fitting - Hydraulic 90°	54 34 1
32128-20	Nut - Lock	29 37 6	340-132	Fitting - Hydraulic 90°	49 14 4
32128-20	Nut - Lock Flange	56 28 4	340-140	Fitting - Hydraulic Tee	49 28 1
32128-21	Nut - Lock	37 11 1	340-151	Fitting - Hydraulic Tee	49 30 1
32128-23	Nut - Flange	45 24 2	353-781	Fitting - Fuel 90°	45 14 1
32128-23	Nut - Flange Lock	20 5 4	353-987	Fitting - Hydraulic 90°	37 29 1
32128-23	Nut - Flange Lock	25 21 24	354-134	Fitting - Hydraulic 90°	37 40 2
32128-33	Nut - Flange	35 3 2	354-135	Fitting - Hydraulic 90°	37 5 1
32128-33	Nut - Flange	33 13 1	354-136	Fitting - Hydraulic Straight	49 23 1

*Not Illustrated

PRODUCT CHANGES

In an effort to make improvements available to TORO owners as quickly as possible, minor changes are incorporated into Toro's products from time to time that do not become immediately shown in the Parts Catalog. If such a change has been made in your unit, which is not reflected in your manual, see your TORO Distributor or his Authorized TORO Service Dealer for information and part numbers.

IDENTIFICATION AND ORDERING

MODEL AND SERIAL NUMBERS

The Workman 3200 has two identification numbers; a model number and a serial number. The two numbers are stamped on a plate which is located on the main frame. In any correspondence concerning the Workman 3200, supply model and serial numbers to assure that correct information and replacement parts are obtained.

To order replacement parts from an Authorized TORO Service Dealer, supply the following information:

1. Model and serial number of the Workman 3200.
2. Part number, description, and the quantity of part(s) desired.

NOTE: Do not order by reference number if a parts catalog is being used; use the PART NUMBER.

TABLE OF CONTENTS

Description	Page	Description	Page
Front Bumper & Hood Assembly	1	Shift Fork Assembly	42
Control Panel Assembly	2-3	Differential Gear Assembly	43
Electrical Schematic (Model 07200 & 07202)	4	Battery Mount Assembly	44
Electrical Schematic (Model 07200TC)	5	Fuel Tank Assembly	45
Steering Linkage Assembly	6	Air Cleaner & Fuel Supply Assembly	46
Steering Gear Assembly No. 87-1500	7-8	Air Cleaner Assembly	47
Brake & Accelerator Pedal Assembly	9	Lift Valve Linkage Assembly	48
Master Brake Cylinder No. 94-3800	10	Lift Valve & Cylinder Assembly	49
Hydraulic Brake Line Routing Assembly	11	Lift Cylinder No. 94-5203	50
Hydraulic Schematic (Model 07200 & 07202)	12	Control Valve Assembly No. 43-1950	51
Hydraulic Schematic (Model 07200TC)	13	Rear Fender & Tail Light Assembly	52
Clutch Linkage Assembly	14	Remote Hydraulics Control Lever & Linkage (Model 07200TC)	53
Seat Base Assembly	15-16	Remote Hydraulics Plumbing Assembly (Model 07200TC)	54-55
Seat Back Assembly	17	Bed & Bed Side Assembly (Standard Equipment on Model 07202 Only)	56
Hi-Lo Shift Levers Assemblies	18	Cylinder Block Assembly	57
Differential Lock & Parking Brake Assemblies	19	Rocker Cover & Cylinder Head Assembly	58
R.O.P.S. Assembly	20	Covers & Oil Pan Assembly	59
Front Suspension Assembly	21	Piston & Crankshaft Assembly	60
Front Suspension Control Arm Assembly	22	Clutch & Clutch Release Assembly	61
Front Wheel Assembly	23	Camshaft & Valves Assembly	62
Front Brake Assembly	24	Balancer & Oil Pressure Switch & Engine Mount	63
Rear Frame Assembly	25	Oil Pump & Filter Assembly	64
Rear Axle Assembly	26-27	Water Pump & Thermostat Assembly	65
Rear Brake Assembly	28	Exhaust & Intake Manifold Assembly	66
Radiator & Hydraulic Pump Assembly	29	Carburetor Installation Assembly	67
Hydraulic Pump Assembly No. 87-5700	30	Carburetor Assembly	68
Hydraulic Pump Drive Assembly	31	Distributor Assembly	69
Engine Frame Assembly	32	Starter Assembly	70
Engine Installation Assembly	33-34	Alternator Assembly	71
Governor Assembly	35	Gasket Kit	72
Governor	36	TORO Part Number Index	73-85
Transaxle Installation Assembly	37-38		
Transaxle Case Assembly	39		
Countershaft Assembly	40		
Transaxle Gear Shafts Assembly	41		

Japanese parts kit number 93-8951 contains all of the individual parts on the preceding pages designated as (Japan).

MAINTENANCE RECORD

Date								

MAINTENANCE RECORD

Date									