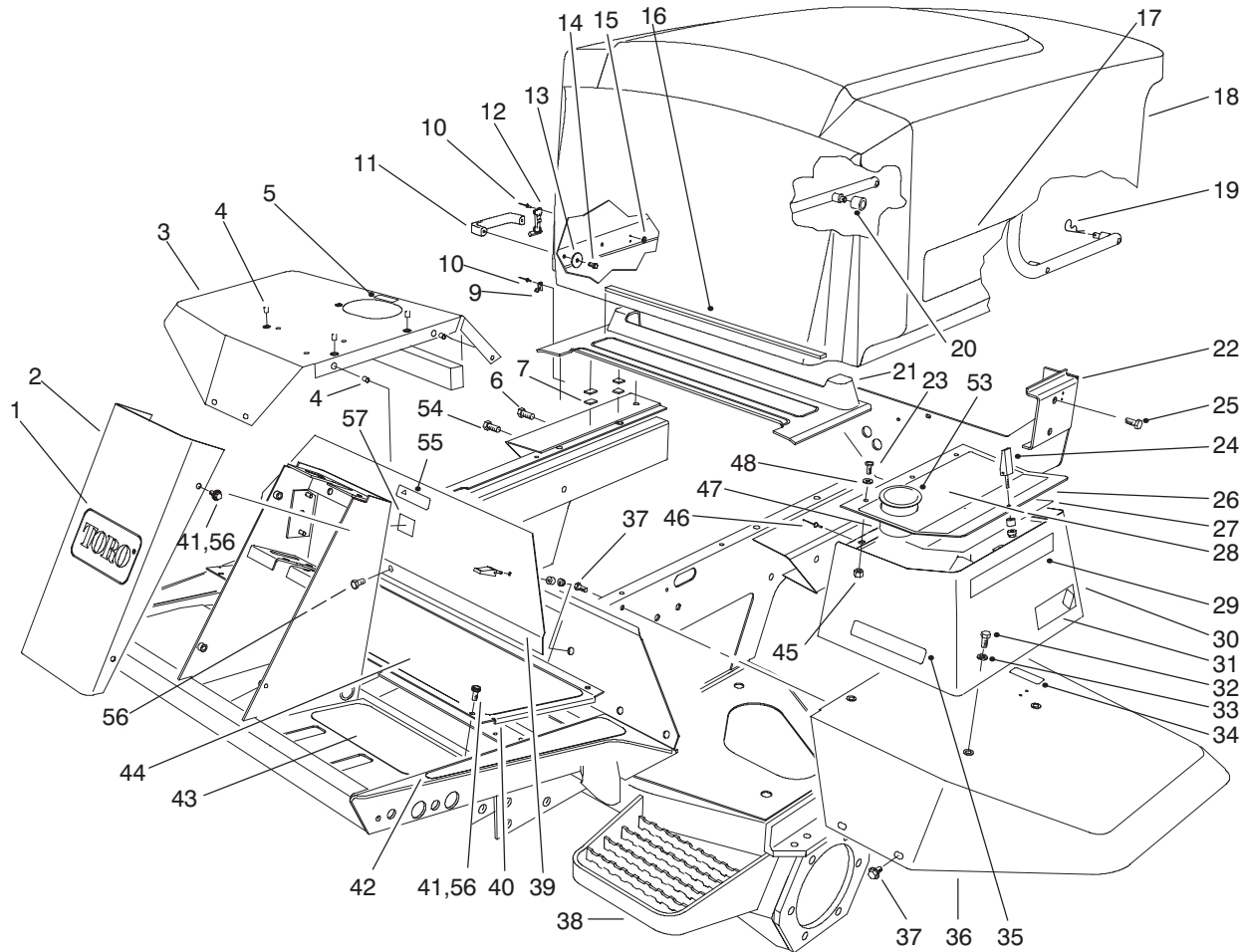




MODEL NO. 03800-60123 & UP
MODEL NO. 03801-60117 & UP

PARTS CATALOG

REELMASTER 6500D - 2WD/4WD
TRACTION UNIT

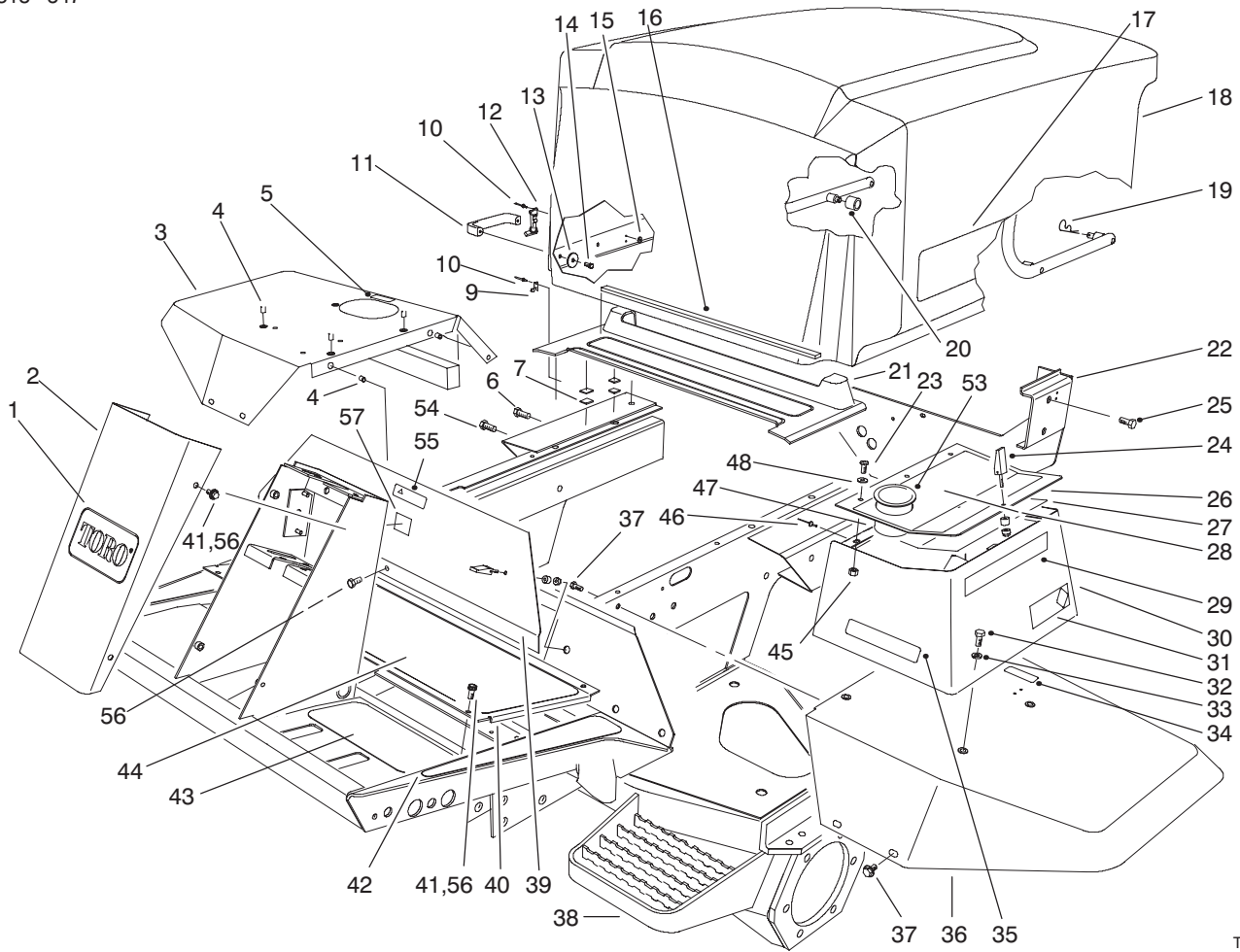


T-2366A

FRAME & BODY ASSEMBLY

Ref. No.	Part No.	Description	No. Used
1	62-5550	Decal - Toro	1
2	93-7996	Cover - Tower	1
3	93-7579	Fender - RH	1
4	32148-7	Nut - Clinch	5
5	85-4730	Decal - Hydraulic Oil Only	1
5	93-6686	Decal - Hydraulic Oil (Europe)	1
6	33106-035	Screw - HHF	8
7	93-9155	Velcro	2
9	249-40	Keeper	1
10	3269-13	Rivet - Pop	4
11	65-5100	Handle - Hood	1
12	59-9740	Latch - Draw	1
13	3256-78	Washer - Flat	2
14	46-8091	Screw - Tapping	2
15	3269-10	Washer - Flat	2
16	92-7633	Strip - Bumper, Hood	1

Ref. No.	Part No.	Description	No. Used
17	92-7532	Decal - RM6500D	2
18	92-7511	Hood	1
19	3290-467	Pin - Cotter, Hair	2
20	93-7582	Hose	1
21	94-2617	Cover - Pump	1
22	94-8131	Frame - Rear (Incl. Ref. #1, Page 49)	1
23	3258-166	Screw	3
24	74-5950	Latch - Swell	3
25	33108-035	Screw	6
26	93-9180	Cover - Box, Tool	1
27	93-9165	Decal - Instr. Service, 2WD	1
27	94-2935	Decal - Service (Danish)	1
27	94-2936	Decal - Service (Dutch)	1
27	94-2937	Decal - Service (Finnish)	1
27	94-2938	Decal - Service (French)	1
27	94-2939	Decal - Service (German)	1

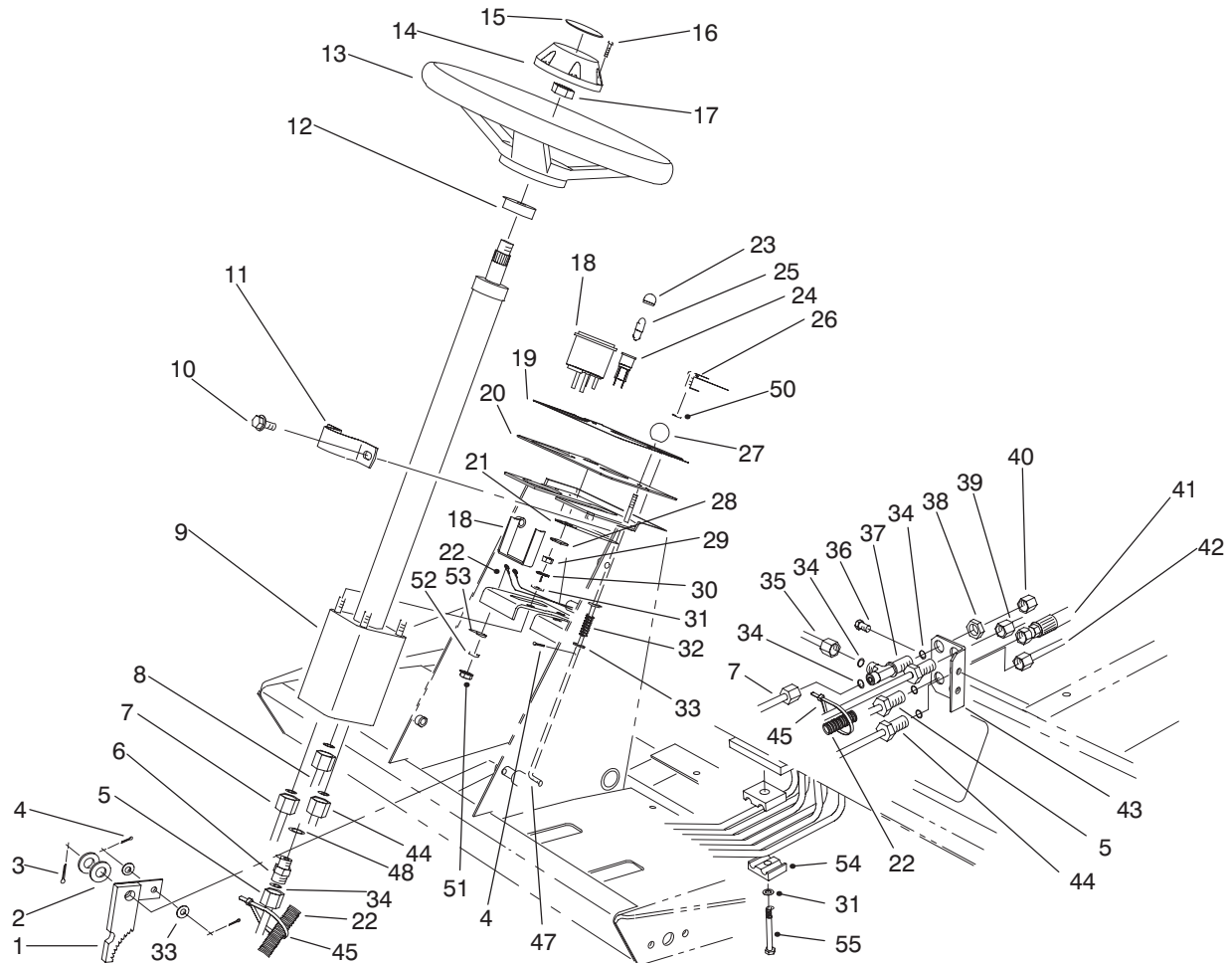


T-2366A

FRAME & BODY ASSEMBLY (Continued)

Ref. No.	Part No.	Description	No. Used	Ref. No.	Part No.	Description	No. Used
27	94-2940	Decal - Service (Italian)	1	34	52-1320	Decal - Fuel, Diesel	1
27	94-2942	Decal - Service (Norwegian)	1	34	93-6680	Decal - Fuel, Diesel (Europe)	1
27	94-2943	Decal - Service (Portuguese)	1	35	75-5190	Decal - No Riders	1
27	94-2944	Decal - Service (Spanish)	1	36	75-3860	Fender - LH	1
27	94-2945	Decal - Service (Swedish)	1	37	3234-14	Screw - Flange	10
27	93-9166	Decal - Instr. Service, 4WD	1	38	94-2639	Frame - Front (Incl. Ref. #42, & on Page 64, #21)	1
27	94-2924	Decal - Service (Danish)	1	39	75-1390	Cover - Access, Front	1
27	94-2925	Decal - Service (Dutch)	1	40	75-1410	Plate - Access, Floor	1
27	94-2926	Decal - Service (Finnish)	1	41	75-6840	Knob - Knurled	8
27	94-2927	Decal - Service (French)	1	42	93-7592	Tread - Footrest	2
27	94-2928	Decal - Service (German)	1	43	75-0620	Tread - Foot, LH	1
27	94-2929	Decal - Service (Italian)	1	*	75-0610	Tread - Foot, RH	1
27	94-2931	Decal - Service (Norwegian)	1	44	75-0630	Tread - Foot, Center	1
27	94-2932	Decal - Service (Portuguese)	1	45	32128-33	Nut - Flange	3
27	94-2933	Decal - Service (Spanish)	1	46	93-8744	Rivet - Pop	3
27	94-2934	Decal - Service (Swedish)	1	47	75-5780	Hinge - Cover	1
28	93-9177	Decal - Warning, Hillside	1	48	3256-1	Washer - Flat	3
28	93-1262	Decal - Hillside (Europe)	1	53	94-1410	Holder - Can, Beverage	1
29	72-3560	Decal - 4WD (Model 03801)	1	54	33105-035	Screw - Flange	2
30	75-5810	Box - Tool	1	55	93-9426	Decal - Danger	1
31	93-0096	Decal - ACE	2	56	3234-7	Screw - (Europe)	3
32	322-3	Screw - Cap Hex. Hd.	4	57	93-7252	Decal - (Europe)	1
33	3256-3	Washer - Flat	4				

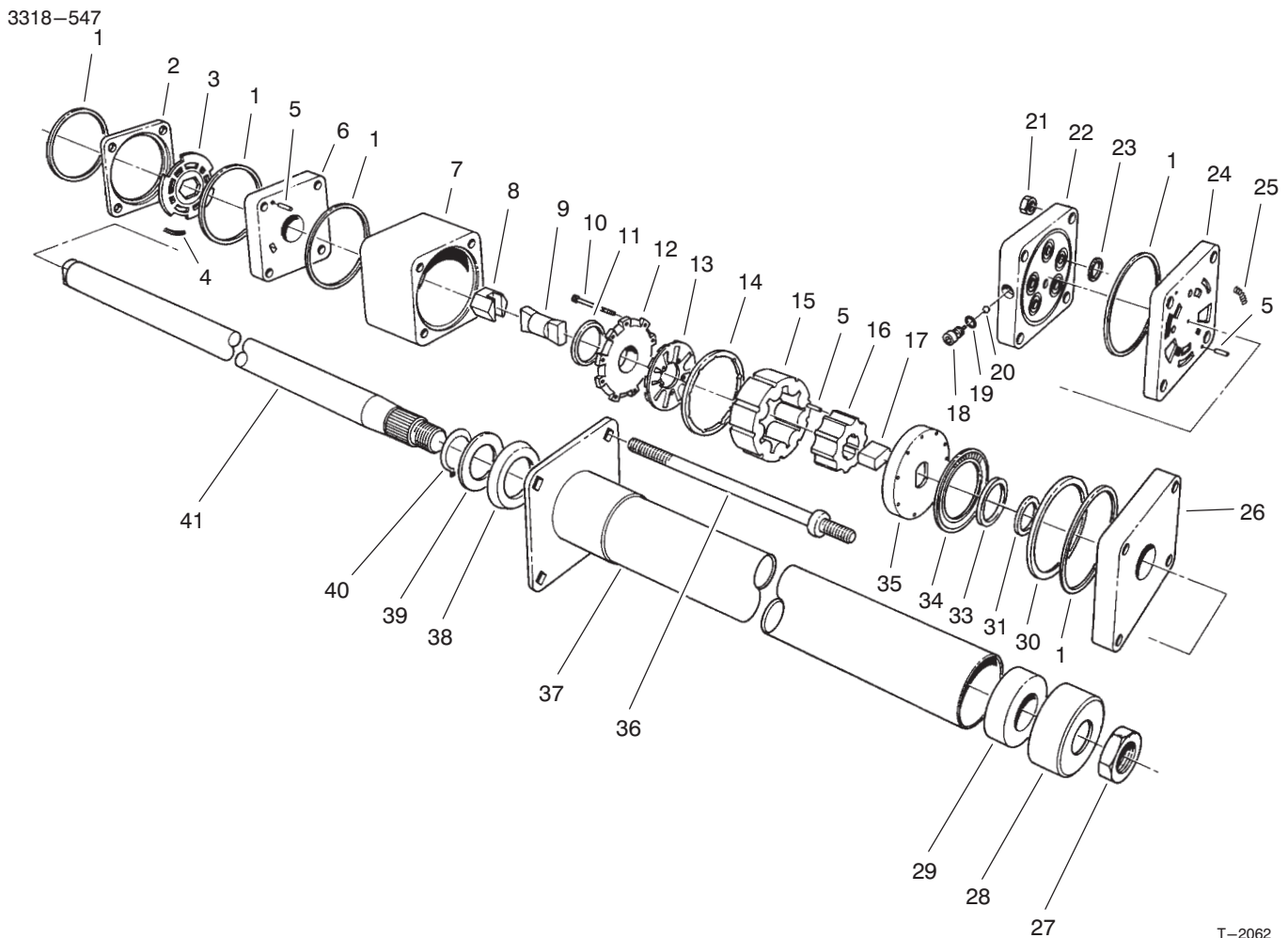
*Not Illustrated



T-2061A

STEERING TOWER ASSEMBLY

Ref. No.	Part No.	Description	No. Used	Ref. No.	Part No.	Description	No. Used
1	63-7900	Rack	1	26	87-6620	Screw - Torx Pan Hd.	2
2	3256-26	Washer - Flat	2	27	233-17	Knob	1
3	3272-10	Pin - Cotter	1	28	218-535	Nut - Lock	1
4	3272-5	Pin - Cotter	3	29	3296-20	Nut - Lock, Insert	4
5	92-7498	Tube - Steering, Front, In	1	30	3255-8	Washer - Lock	1
6	340-2	Adapter (Incl. Ref. #34 & 48)	4	31	3256-23	Washer - Flat	7
7	92-7499	Tube - Steering, Front, Out	1	32	3-3251	Spring - Brake, Park	1
8	92-7497	Tube - Steering, Front LH	1	33	3256-22	Washer - Flat	4
9	92-7544	Assembly - Valve, Steering	1	34	237-22	O-Ring	10
10	3234-7	Screw	2	35	94-1447	Tube - Steering, Return	1
11	75-2810	Bracket - Column, Steering	1	36	32144-11	Screw Thread Forming	2
12	21-9260	Cover - Dust	1	37	340-68	Fitting - Tee, Bulkhead (Incl. Ref. #34)	1
13	75-0560	Assembly - Wheel, Steering (Incl. Ref. #14, 16, & 17)	1	38	340-70	Nut - Lock, Bulkhead	4
14	68-5140	Cap - Wheel, Steering	1	39	92-7495	Asm. - Tube, Steering Rear	1
15	68-5370	Decal - Toro	1	40	340-117	Cap - Fitting	1
16	32144-21	Screw	1	41	92-7622	Hose - Steering	1
17	3220-6	Nut - Jam	1	42	92-7494	Asm. - Tube Steering Rear	1
18	93-4213	Assembly - Speedometer (Incl. Ref. #51-53)	1	43	92-7606	Bracket - Bulkhead	1
19	93-7554	Decal - Tower	1	44	92-7496	Tube - Steering, RH	1
19	93-1263	Decal - Tower (Europe)	1	45	3290-378	Tie - Cable	7
20	93-7998	Plate - Instrument	1	47	75-1490	Rod - Brake, Park	1
21	218-536	Washer - Lock, Int. Tooth	1	48	237-42	O-Ring	4
22	92-7547	Harness - Wire, Main	1	50	3256-1	Washer - Flat	2
23	218-533	Lens - Red	1	51	3253-2	Nut - Hex.	9
24	44-2210	Assembly - Light, Warning (Incl. Ref. #21, 23, 25, & 28)	1	52	3219-14	Washer - Lock	3
25	93-7480	Bulb - LED	1	53	3256-14	Washer - Flat	2
				54	56-7973	Clamp	6
				55	322-6	Screw - Cap Hex. Hd.	3



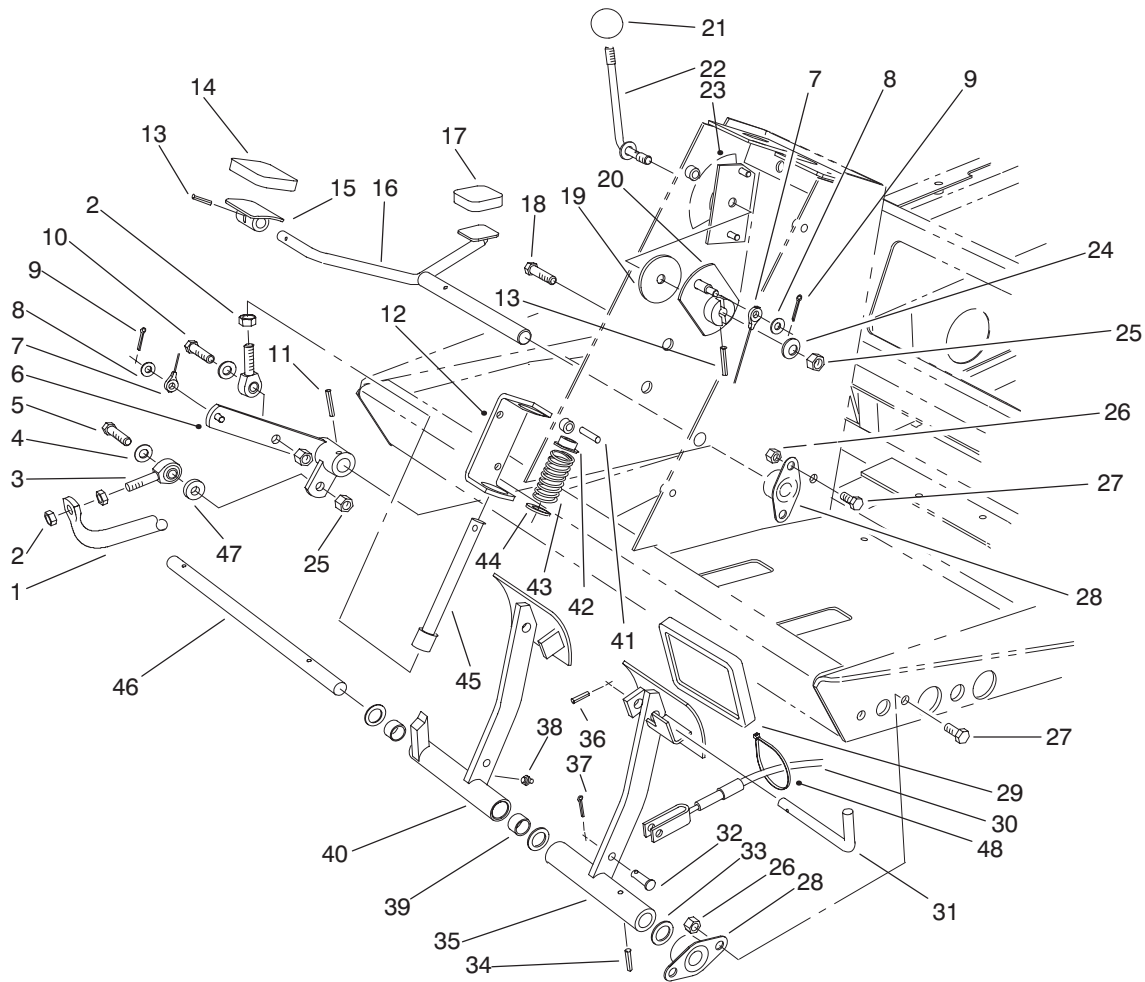
T-2062

STEERING VALVE ASSEMBLY NO. 92-7544

Ref. No.	Part No.	Description	No. Used
1		Ring - Seal	5
2		Ring - Valve	1
3		Plate - Valve	1
4		Spring	3
5		Pin - Alignment	9
6		Manifold - Isolation	1
7		Ring - Metering	1
8		Asm - Hex. Drive	1
9		Link - Drive	1
10		Screw - HSH	11
11		Seal - Commutator	1
12		Cover - Commutator	1
13		Commutator	1
14		Ring - Commutator	1
15		Stator	1
16		Rotor	1
17		Spacer - Link Drive	1
18		Plug	1
19		O-Ring	1
20		Ball	1
21		Nut - Hex.	4
22		Cover - Port	1
23		O-Ring	5
24		Manifold - Port	1
25		Spring	3

Ref. No.	Part No.	Description	No. Used
26		Plate - Cover, Upper	1
27	3220-6	Nut	1
28	66-9770	Seal	1
29	66-9780	Bushing	1
30		Spacer - Bearing, Thrust	1
31		Spacer - Seal	1
33		Seal - Face	1
34		Bearing - Thrust	1
35		Plate - Drive	1
36	93-3609	Bolt - Special	4
37	66-9860	Upper Cover & Jacket	1
38	66-9870	Plate - Retaining	1
39	66-9880	Washer - Retaining Plate	1
40	66-9890	Ring - Retaining	1
41	66-9900	Shaft - Input	1
*	66-9970	Spring Kit (Incl. Ref. #4 & 25)	1
*	66-9980	Seal Kit (Incl. Ref. #1, 11, 19, 23 & 33)	1
*	66-9990	Needle Roller Kit (Incl. Ref. #5)	1
*		Valve - Power Steering (Incl. Ref. #1-26 & 30-36)	1

*Not Illustrated



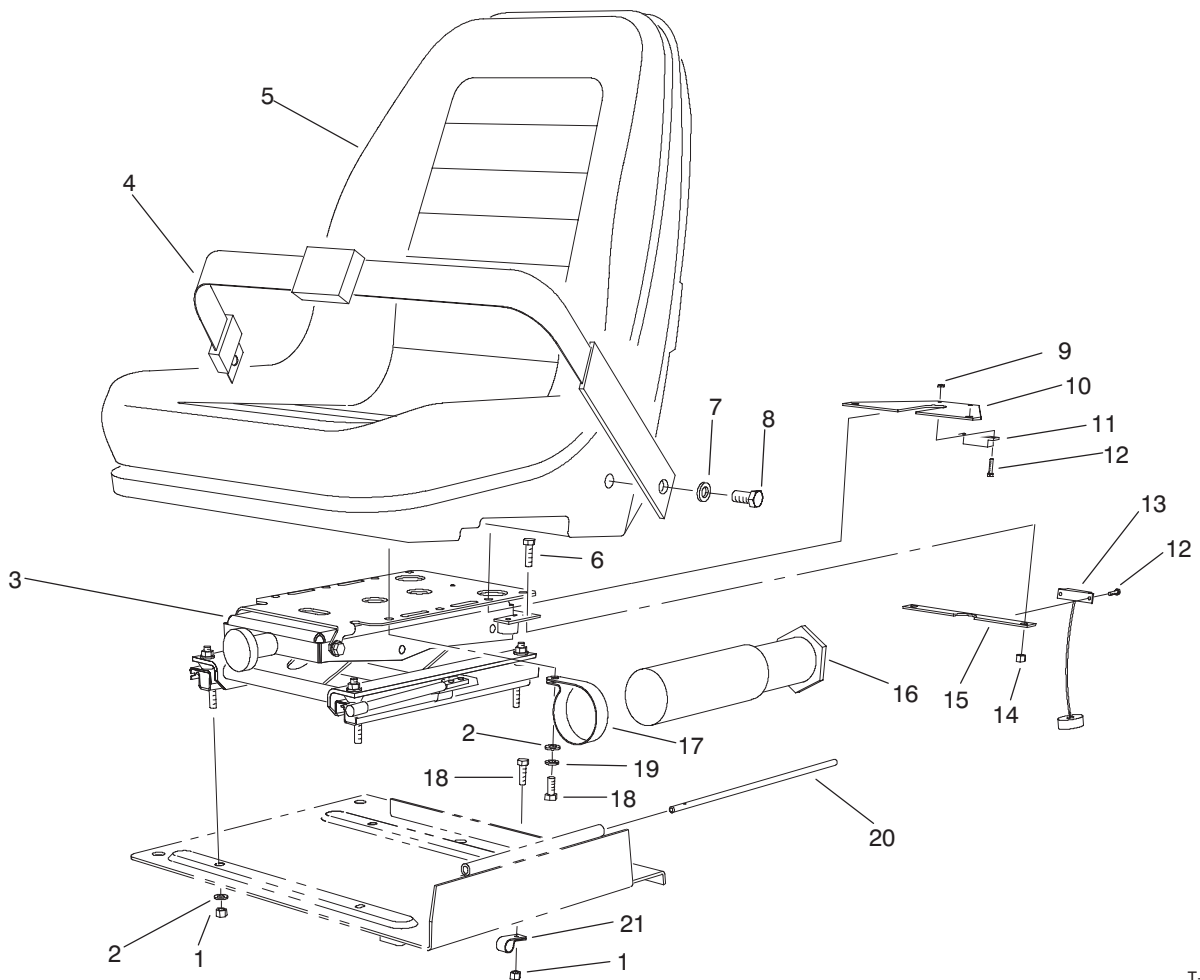
T-2063

TRACTION & BRAKE PEDAL ASSEMBLY

Ref. No.	Part No.	Description	No. Used
1	92-7531	Tube - Control, Pump	1
2	3220-3	Nut - Jam	3
3	2411-36	Bearing - Rod End	2
4	3256-24	Washer - Flat	2
5	323-9	Screw - Cap Hex. Hd.	1
6	75-3270	Hub - Pivot, Traction	1
7	75-6580	Cable - Pedal	1
8	3256-22	Washer - Flat	2
9	3272-2	Pin - Cotter	2
10	323-7	Screw - Cap Hex. Hd.	1
11	32121-6	Pin - Roll	1
12	92-7608	Bracket - Spring	1
13	32121-45	Pin - Roll	2
14	74-9100	Pad - Pedal, Forward	1
15	49-6440	Pedal - Accelerator	1
16	75-2970	Pedal - Traction	1
17	74-9110	Pad - Pedal, Reverse	1
18	32144-14	Screw - Cap Hex. Hd.	2
19	75-6550	Disc - Friction	1
20	75-6510	Bracket - Lever	1
21	233-42	Knob	1
22	75-6490	Lever	1
23	75-6710	Decal - Fast/Slow	1
23	93-6699	Decal - Fast/Slow (Europe)	1
24	3290-461	Washer - Belleville	1
25	3296-39	Nut - Lock	3

Ref. No.	Part No.	Description	No. Used
26	32128-20	Nut - Lock	8
27	322-3	Screw - Cap Hex. Hd.	8
28	256-236	Bearing - Flange	4
29	93-8742	Pad - Brake	2
30	92-7530	Assy. - Cable, Brake LH	1
*	92-7529	Assy. - Cable, Brake RH	1
31	63-7880	Pin - Latch, Brake	1
32	283-58	Pin - Clevis	2
33	3256-69	Washer - Flat	3
34	32121-16	Pin - Roll	1
35	75-1440	Pedal - Brake, LH	1
36	32121-50	Pin - Roll	1
37	3272-10	Pin - Cotter	2
38	302-60	Fitting - Grease	1
39	256-42	Bushing	2
40	75-1430	Pedal - Brake, RH (Incl. Ref. #38 & 39)	1
41	32121-11	Pin - Roll	1
42	92-7610	Retainer - Spring	1
43	60-5700	Spring - Compression	1
44	3256-5	Washer - Flat	1
45	92-7609	Shaft - Spring	1
46	75-1470	Pin - Pivot, Brake	1
47	5-0652	Spacer	1
48	3290-378	Tie - Cable	1

*Not Illustrated

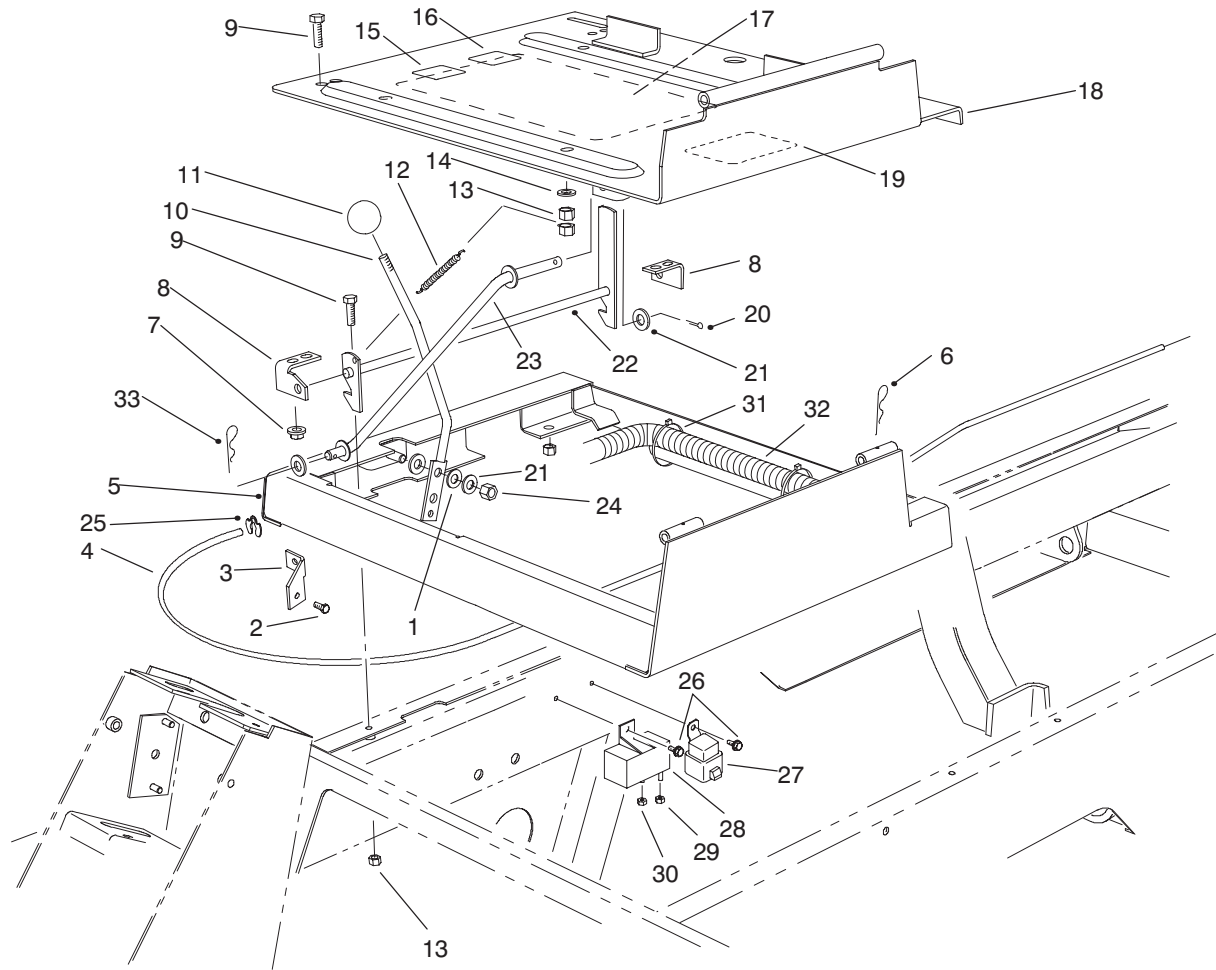


T-2064

SEAT FRAME & THROTTLE ASSEMBLY

Ref. No.	Part No.	Description	No. Used
1	3296-29	Nut - Lock	5
2	3256-23	Washer - Flat	8
3		Suspension - Seat	1
4	21-4191	Assembly - Seat Belt (Model 03801 Only)	1
5	92-1180	Assembly - Seat	1
6	323-4	Screw - Cap Hex. Hd.	2
7	3253-6	Washer - Lock (Model 03801 Only)	2
8	3212-4	Screw (Model 03801 Only)	2
9	3296-54	Nut - Lock	4

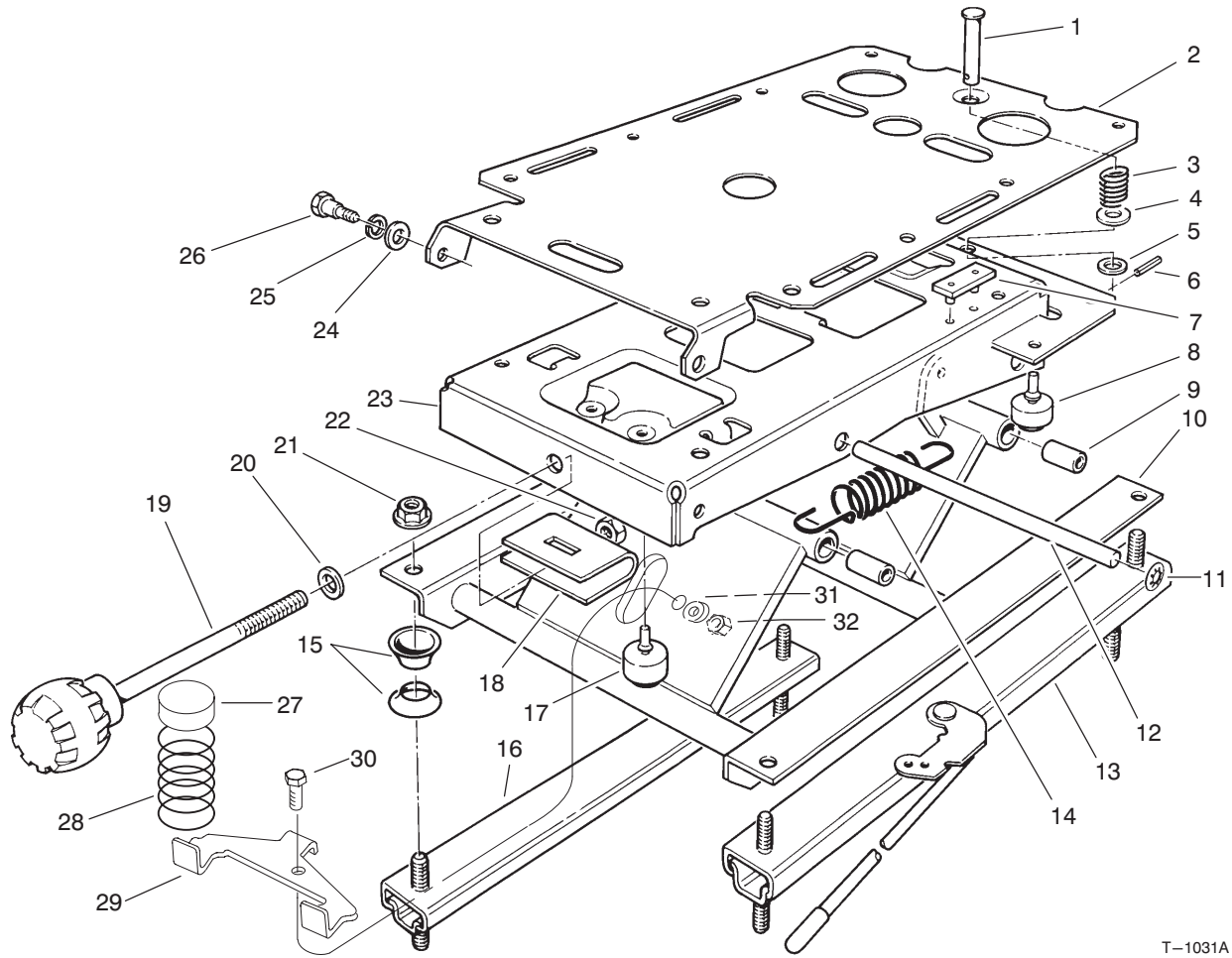
Ref. No.	Part No.	Description	No. Used
10	75-4370	Bracket - Seat	1
11	92-8753	Magnet - Switch, Reed	1
12	3250-29	Screw	4
13	92-8001	Sensor - Switch, Reed	1
14	3296-39	Nut - Lock	2
15	75-4360	Bracket - Suspension, Seat	1
16	74-0720	Tube - Manual	1
17	2412-133	Clamp-R	2
18	322-3	Screw - Cap Hex. Hd.	2
19	3253-4	Washer - Lock	4
20	75-3400	Shaft - Pivot, Seat	1
21	2412-93	Clamp-R	1



T-2065A

SEAT FRAME & THROTTLE ASSEMBLY (Continued)

Ref. No.	Part No.	Description	No. Used	Ref. No.	Part No.	Description	No. Used
1	66-2920	Washer - Nylon	2	18	93-9976	Plate - Seat	1
2	49-2040	Screw - Cap Hex. Hd.	1	19	93-9184	Decal - Rear Manifold Block	1
3	92-7396	Mount - Cable	1	19	94-2913	Decal - Rear Manifold (DK)	1
4	92-7520	Cable - Throttle	1	19	94-2914	Decal - Rear Manifold (NL)	1
5	93-9973	Frame - Seat	1	19	94-2915	Decal - Rear Manifold (SF)	1
6	3290-467	Pin - Cotter, Hair	1	19	94-2916	Decal - Rear Manifold (F)	1
7	32128-25	Nut - Lock	4	19	94-2917	Decal - Rear Manifold (D)	1
8	93-9983	Bracket - Latch, Seat	2	19	94-2918	Decal - Rear Manifold (I)	1
9	322-3	Screw - HH	8	19	94-2920	Decal - Rear Manifold (N)	1
10	93-7598	Lever - Throttle	1	19	94-2921	Decal - Rear Manifold (P)	1
11	233-42	Knob	1	19	94-2922	Decal - Rear Manifold (ES)	1
12	66-4190	Spring	1	9	94-2923	Decal - Rear Manifold (S)	1
13	3296-29	Nut - Lock	9	20	3272-10	Pin - Cotter	1
14	3256-23	Washer - Lock	4	21	3256-24	Washer - Flat	3
15	63-9920	Decal - EEC 105 DBA	1	22	93-9979	Latch, Seat	1
16	85-6910	Decal - EEC 86 DBA	1	23	75-3680	Rod - Seat	1
17	93-7573	Decal - Instructions, Clip	1	24	3296-39	Nut - Lock	1
17	94-2902	Decal - Clip (Danish)	1	25	52-5910	Ring - Retaining	1
17	94-2903	Decal - Clip (Dutch)	1	26	32144-10	Screw	2
17	94-2904	Decal - Clip (Finnish)	1	27	70-1480	Relay	1
17	94-2905	Decal - Clip (French)	1	28	76-5260	Relay - Glow Plug	1
17	94-2906	Decal - Clip (German)	1	29	48-7880	Nut	1
17	94-2907	Decal - Clip (Italian)	1	30	48-7890	Nut	1
17	94-2909	Decal - Clip (Norwegian)	1	31	3290-378	Tie - Cable	2
17	94-2910	Decal - Clip (Portuguese)	1	32	92-7547	Harness - Wire, Main	1
17	94-2911	Decal - Clip (Spanish)	1	33	3290-307	Pin - Cotter, Hair	1
17	94-2912	Decal - Clip (Swedish)	1				

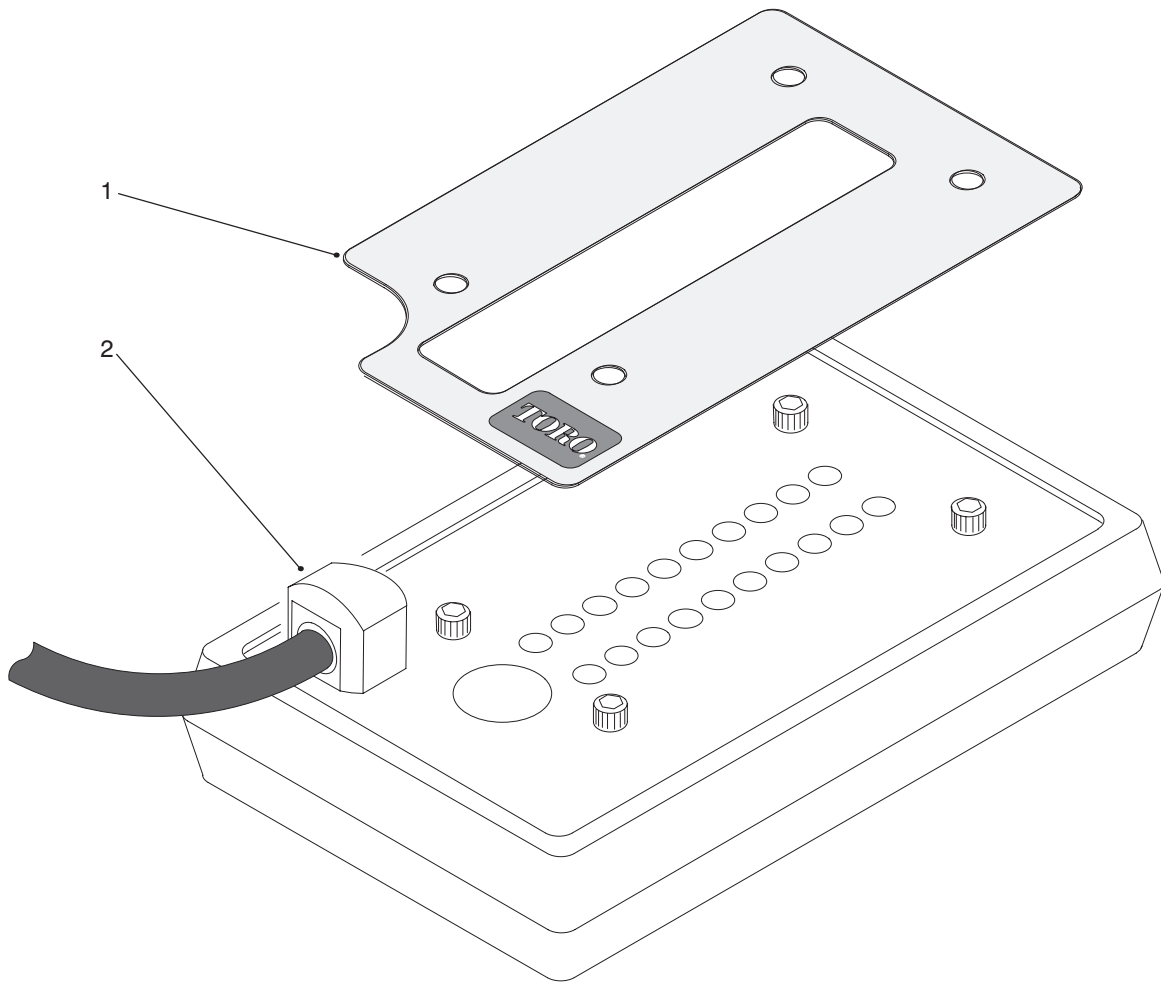


T-1031A

SEAT SUSPENSION ASSEMBLY

Ref. No.	Part No.	Description	No. Used
1	80-4860	Pin - Clevis	1
2	75-3580	Plate - Mounting, Seat	1
3	75-3530	Spring - Compression	1
4	3256-5	Washer - Flat	1
5	3256-24	Washer	1
6	75-3540	Pin - Roll	1
7	75-3550	Bumper - Seat	2
8	76-2940	Bumper - Rubber	2
9	76-1920	Bushing - Sleeve	4
10	66-8610	Weldment - Lower	1
11	66-8560	Nut - Push	4
12	76-1910	Shaft - Pivot	2
13	82-9060	Adjuster W/Handle	1
14	76-1940	Spring - Extension	2
15	66-9290	Spacer	6
16	66-8530	Adjuster	1

Ref. No.	Part No.	Description	No. Used
17	66-8520	Bumper - Down-stop	2
18	77-2870	Weldment - Hanger	1
19	76-1930	Knob - Tension Adjustment	1
20	3256-46	Washer - Flat	1
21	32128-26	Nut - Flange	4
22	3296-44	Nut - Lock	1
23	75-3480	Weldment - Upper	1
24	3256-26	Washer - Flat	2
25	3253-6	Washer - Lock	2
26	75-3510	Bolt - Shoulder	2
27	93-3164	Cap	2
28	93-3163	Spring	1
29	93-3165	Bracket	1
30	322-6	Screw - Cap Hex. Hd.	1
31	3253-33	Washer - Lock	1
32	3217-6	Nut - Jam	1



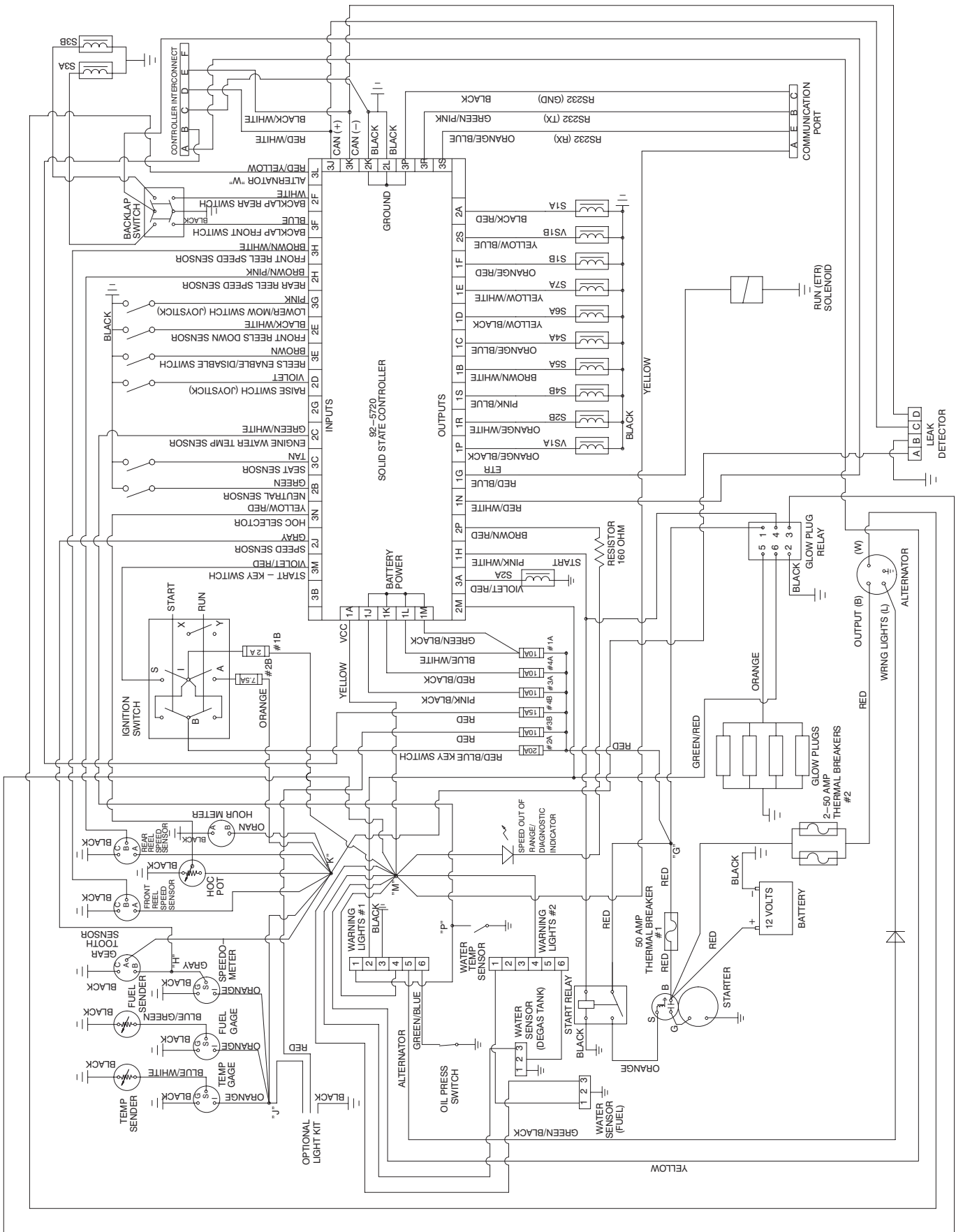
T-1458

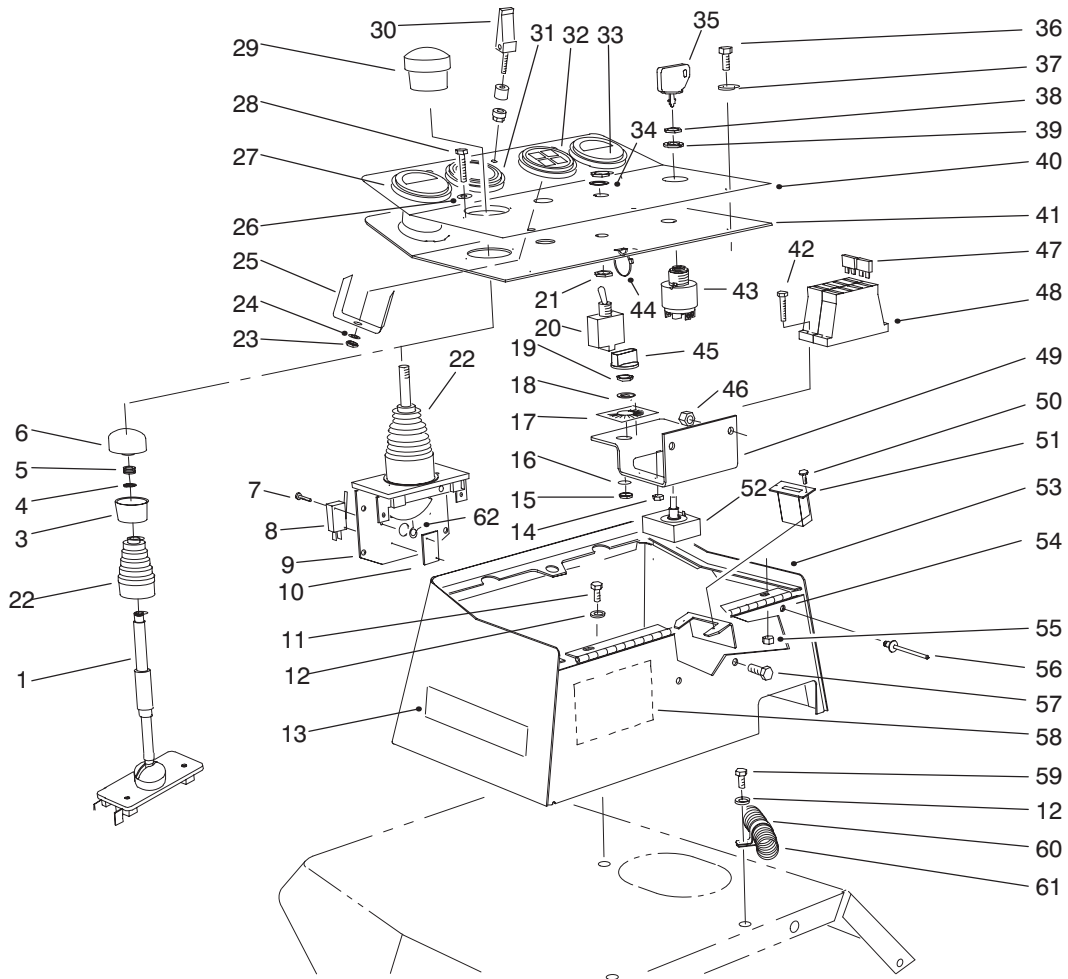
DIAGNOSTIC – ACE DISPLAY ASSEMBLY

Ref. No.	Part No.	Description	No. Used
1	92-7543	Decal – Diagnostic ACE V 1.0	1
1	94-3354	Decal – Diagnostic ACE V 1.0 (Danish)	1
1	94-3355	Decal – Diagnostic ACE V 1.0 (Dutch)	1
1	94-3356	Decal – Diagnostic ACE V 1.0 (Finnish)	1
1	94-3357	Decal – Diagnostic ACE V 1.0 (French)	1
1	94-3358	Decal – Diagnostic ACE V 1.0 (German)	1

Ref. No.	Part No.	Description	No. Used
1	94-3359	Decal – Diagnostic ACE V 1.0 (Italian)	1
1	94-3361	Decal – Diagnostic ACE V 1.0 (Norwegian)	1
1	94-3362	Decal – Diagnostic ACE V 1.0 (Portuguese)	1
1	94-3363	Decal – Diagnostic ACE V 1.0 (Spanish)	1
1	94-3364	Decal – Diagnostic ACE V 1.0 (Swedish)	1
2	85-4750	Display – Diagnostic ACE	1

ELECTRICAL SCHEMATIC



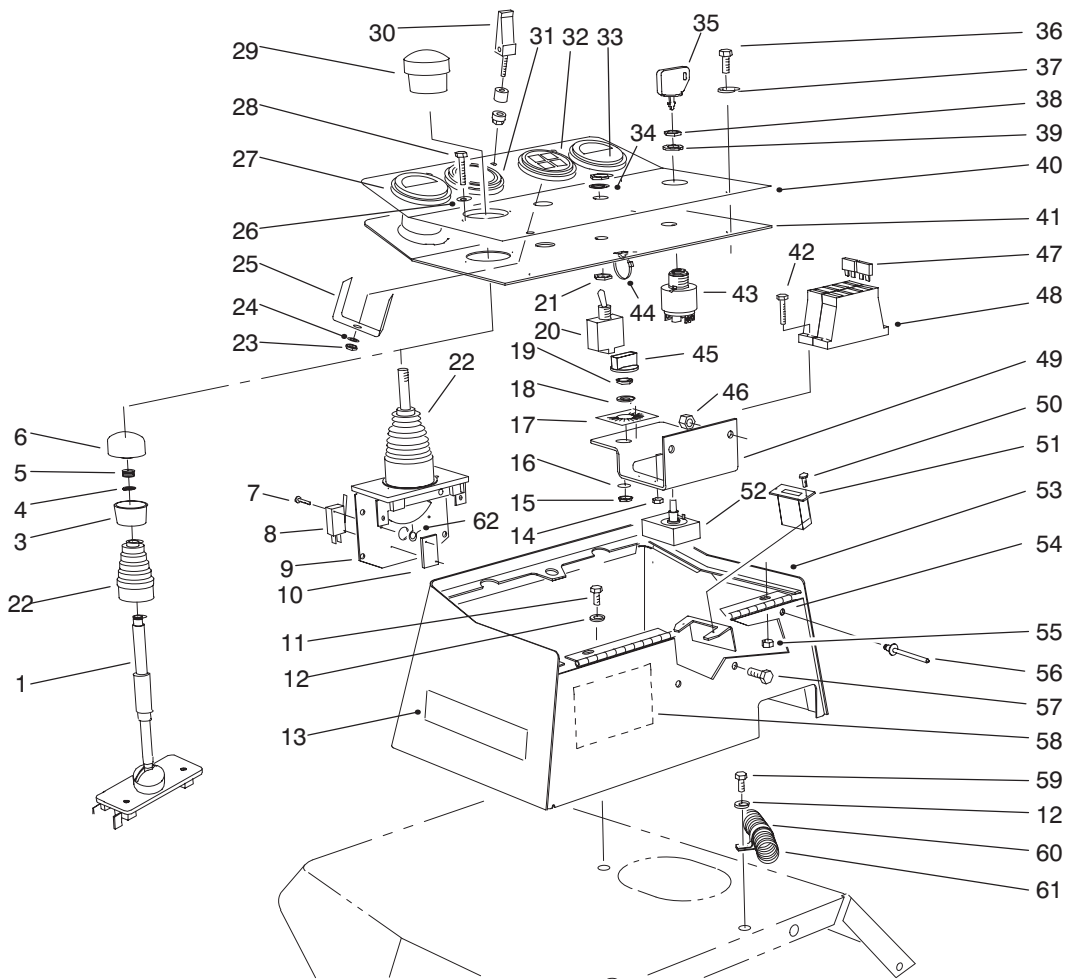


T-2066C

CONTROL CONSOLE ASSEMBLY

Ref. No.	Part No.	Description	No. Used
1	94-8102	Tube - Interlock (Europe)	1
3	94-3055	Cap - Lower, Joystick (Europe)	1
4	94-3056	Snap Ring - Joystick (Europe)	1
5	94-3057	Spring - Compression (Europe)	1
6	94-3058	Cap - Upper, Joystick (Europe)	1
7	3290-93	Screw - HH	4
8	94-8104	Switch - Micro	2
9	75-3420	Lever - Control (Incl. Ref. #7-8, 10, 22 & 29)	1
9	94-6753	Joystick (Europe) (Incl. Ref. #1-6, 7-8, 10 & 22)	1
10	3290-354	Plate - Nut	2
11	322-3	Screw - HH	3
12	3256-23	Washer - Flat	4
13	75-5190	Decal - No Riders	1
13	93-6689	Decal - No Riders (Europe)	1
14	3296-2	Nut - Lock	1
15		Nut - Lock	1
16		Washer - Lock	1
17	94-2633	Decal - HOC Selector	1
17	93-1268	Decal - HOC Selector (Europe)	1

Ref. No.	Part No.	Description	No. Used
18	3254-6	Washer - Lock	1
19	3220-24	Nut - Lock	1
20	75-1010	Switch (Incl. Ref. #21, 34 & 64-65)	1
21	218-498	Nut - Hex.	2
22	94-8103	Boot - Control, Lift	1
23	3217-26	Nut	1
24	3254-1	Washer - Lock	1
25		Clamp	1
26	3256-14	Washer - Flat	2
27	93-8497	Gauge - Fuel	1
28	3250-31	Screw - Pan Hd.	2
29	3290-489	Knob - Control, Lift	1
30	74-5950	Latch - Swell	1
31	93-7484	Light - Warning Bank (Incl. Ref. #23-25 & 62-63)	1
32	93-7483	Light - Warning Bank (Incl. Ref. #23-25 & 62-63)	1
33	76-9060	Gauge - Temperature (Incl. Ref. #64-65)	1
34	218-589	Washer - Lock	1
35	63-8360	Key - Ignition	1
36	3258-166	Screw	3
37	3256-1	Washer	3
38	218-447	Nut - Hex.	1
39	218-446	Washer - Lock	1
40	93-9167	Decal - Console	1
40	93-1261	Decal - Console (Europe)	1



T-2066C

CONTROL CONSOLE ASSEMBLY (Continued)

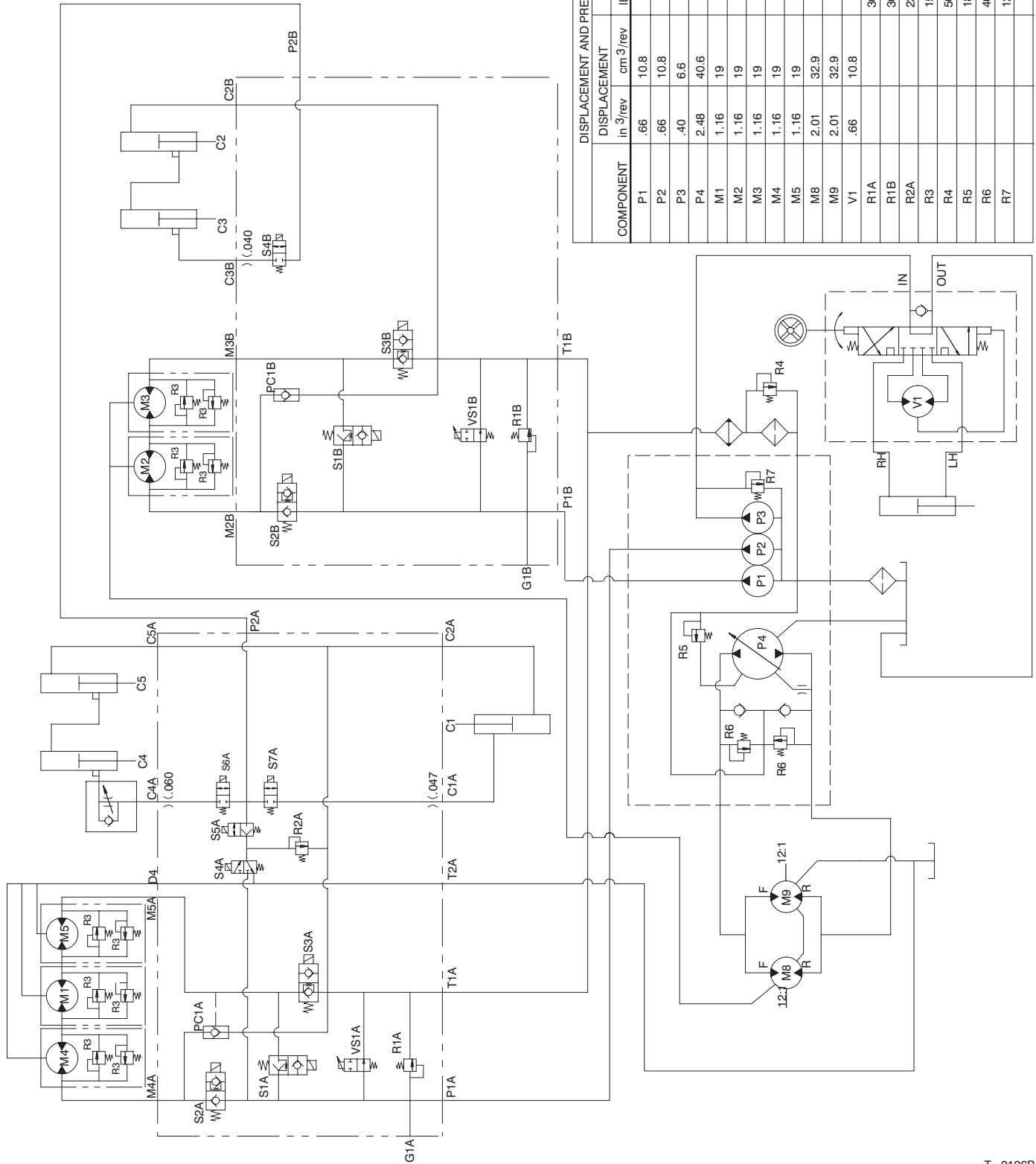
Ref. No.	Part No.	Description	No. Used
41	94-1417	Cover - Box, Control	1
42	32105-13	Screw - HH	4
43	27-2360	Switch - Ignition (Incl. Ref. #38 & 39)	1
44	3290-378	Tie - Cable	2
45	85-4480	Knob	1
46	3296-42	Nut - Lock	2
†47	218-594	Fuse - 20A	1
†47	218-578	Fuse - 10A	4
†47	218-581	Fuse - 15A	1
†47	218-574	Fuse - 7.5A	1
†47	94-6710	Fuse - 2A	1
†48	67-7160	Block - Fuse	2
49	93-7587	Bracket - Fuse Block	1
50	32144-18	Screw - Hex. Washer Hd.	2
51	75-6820	Hour Meter	1
52	85-4470	Potentiometer (Incl. Ref. #18 & 19) Note: Replacement of this part requires recalibration of electronic controller by distributor after installation.	1

Ref. No.	Part No.	Description	No. Used
53	75-5740	Box - Control	1
54	75-5780	Hinge - Cover	1
55	32128-33	Nut - Lock	3
56	93-8744	Rivet - Pop	3
57	321-39	Screw - Cap Hex. Hd.	2
58	94-6349	Decal - Fuse	1
58	93-1266	Decal - Fuse (Europe)	1
59	322-5	Screw - Cap Hex. hd.	1
60	2412-126	Clamp-R	1
61	94-3090	Harness - Wire, Main	1
62	93-3625	Spring - Return, Joystick	1
*63	87-6270	Socket - Light	4
*64	219-17	Bulb	4
*65	3217-25	Nut - Hex.	2
*66	3253-15	Washer - Lock	2
*67	3217-29	Nut - Hex.	6
*68	3255-24	Washer - Lock, Ext. Tooth	3
*69	3219-14	Nut - Hex.	8
*70	3253-2	Washer - Lock	5
*	94-6343	Decal - Wire Identification #1	1
*	94-6344	Decal - Wire Identification #2	1

*Not Illustrated

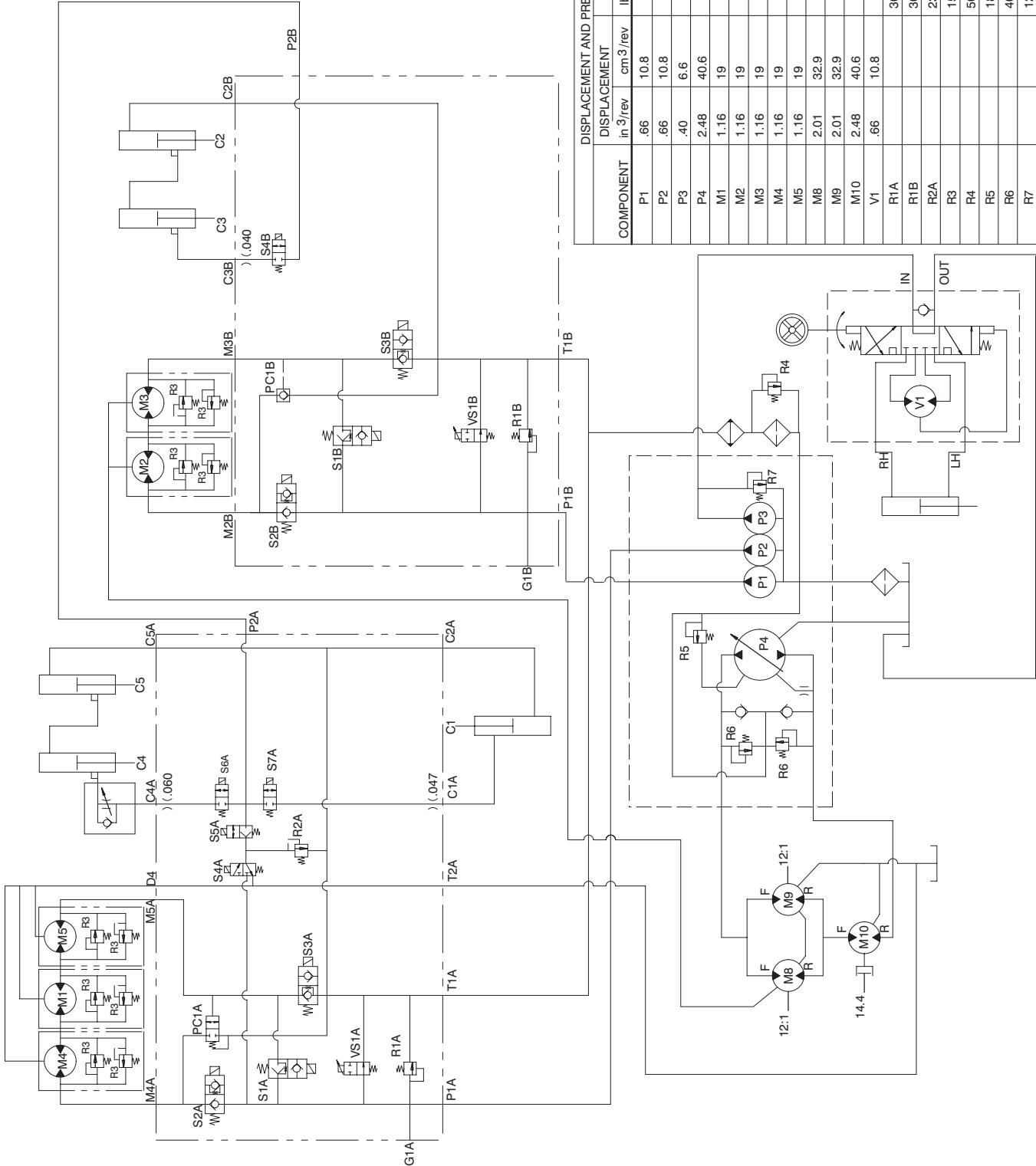
†Included in Main Wiring Harness

HYDRAULIC SCHEMATIC (Model 03800)



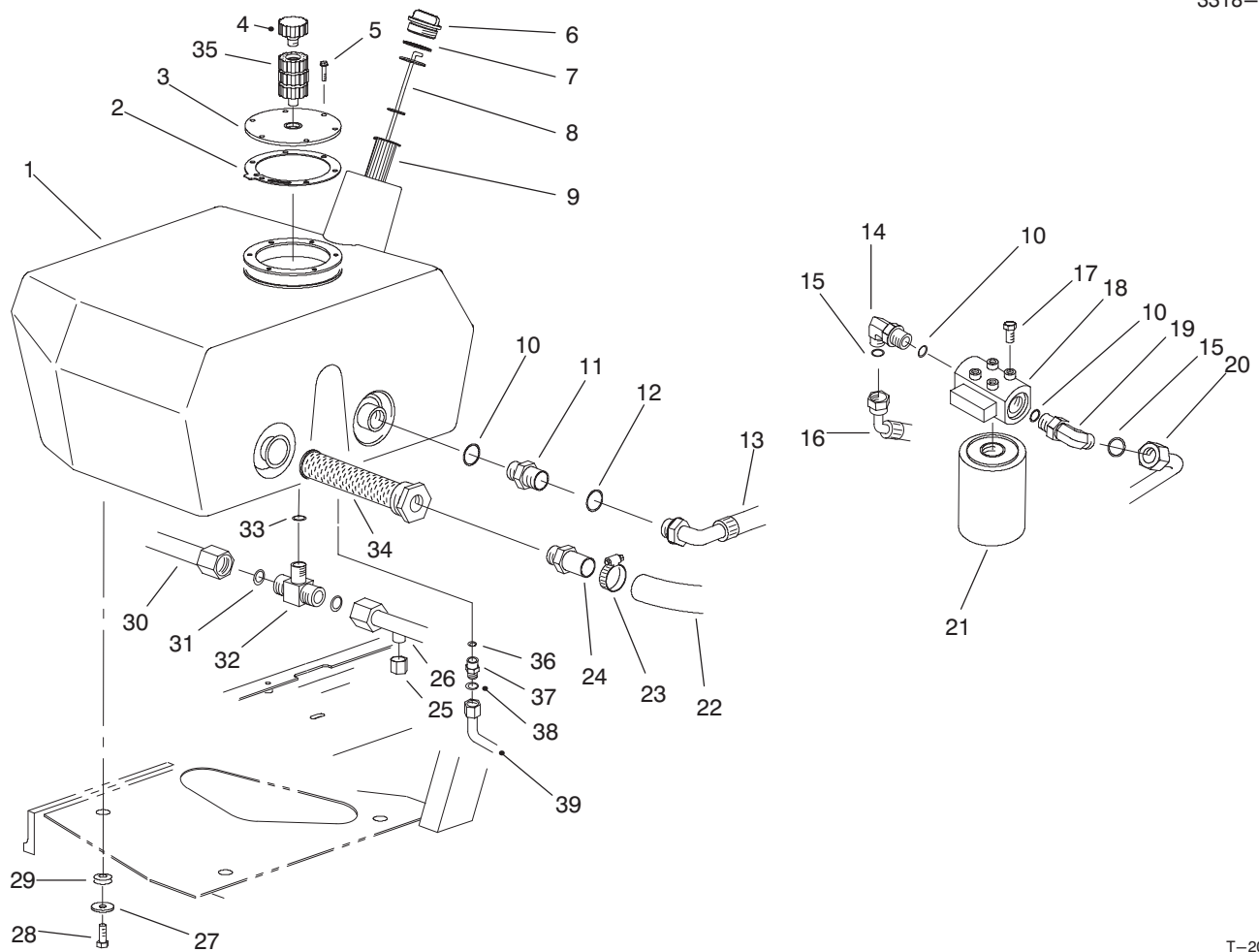
COMPONENT	DISPLACEMENT		PRESSURE		*FLOW RATE	
	in ³ /rev	cm ³ /rev	lbs/in ²	BARS	GPM	LPM
P1	.66	10.8			7.0	26.5
P2	.66	10.8			7.0	26.5
P3	.40	6.6			4.2	15.9
P4	2.48	40.6			26.3	99.5
M1	1.16	19				
M2	1.16	19				
M3	1.16	19				
M4	1.16	19				
M5	1.16	19				
M8	2.01	32.9				
M9	2.01	32.9				
V1	.66	10.8				
R1A			3000	207		
R1B			3000	207		
R2A			2300	159		
R3			1500	103		
R4			50	3		
R5			180	12		
R6			4000	276		
R7			1250	86		

HYDRAULIC SCHEMATIC (Model 03801)



COMPONENT	DISPLACEMENT		PRESSURE		*FLOW RATE	
	in ³ /rev	cm ³ /rev	lbs/in ²	BARS	GPM	LPM
P1	.66	10.8			7.0	26.5
P2	.66	10.8			7.0	26.5
P3	.40	6.6			4.2	15.9
P4	2.48	40.6			26.3	99.5
M1	1.16	19				
M2	1.16	19				
M3	1.16	19				
M4	1.16	19				
M5	1.16	19				
M8	2.01	32.9				
M9	2.01	32.9				
M10	2.48	40.6				
V1	.66	10.8				
R1A			3000	207		
R1B			3000	207		
R2A			2300	159		
R3			1500	103		
R4			50	3		
R5			180	12		
R6			4000	276		
R7			1250	86		

*FLOW RATE CALCULATED AT 2500 RPM AND 98% EFFICIENCY.

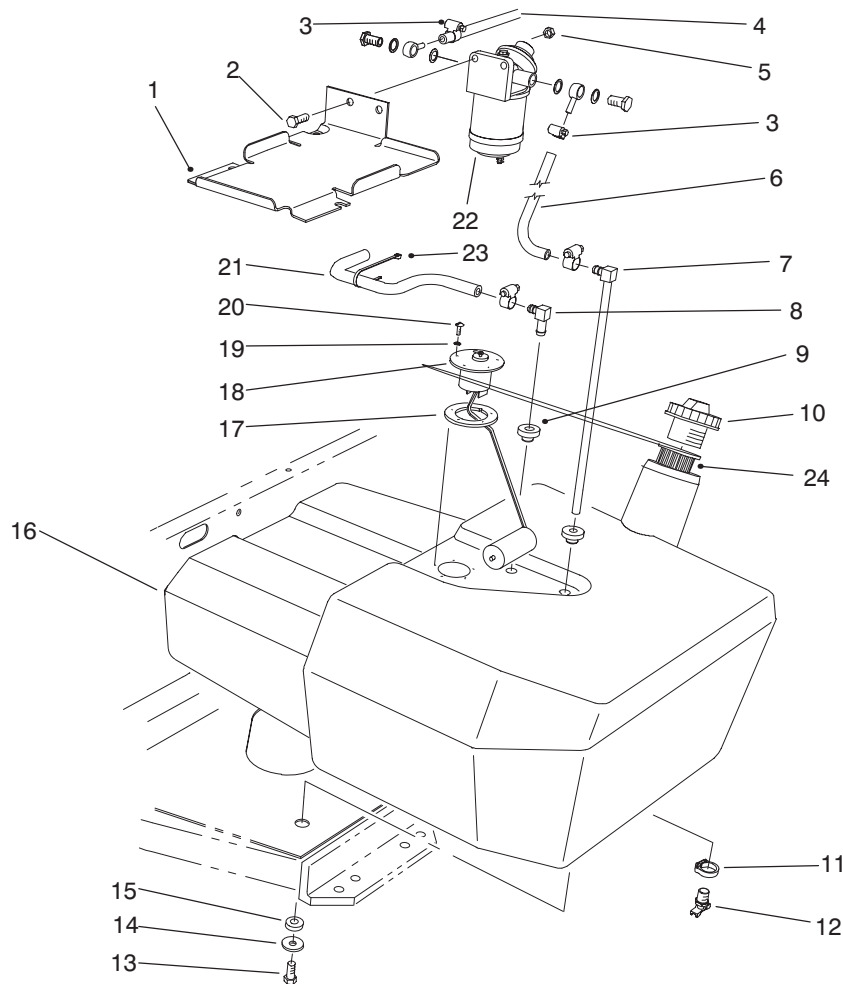


T-2067A

HYDRAULIC FILTER & RESERVOIR ASSEMBLY

Ref. No.	Part No.	Description	No. Used
1	93-7488	Tank - Hydraulic	1
2	93-7499	Gasket - Flange	1
3	93-7588	Cover - Tank	1
4	68-6150	Breather - Air	1
5	48-7730	Screw - Hex. Hd. Flange	6
6	93-7498	Plug - Plastic	1
7	94-8166	O-Ring	1
8	75-3710	Dipstick	1
9	61-2790	Filter - Screen	1
10	237-81	O-Ring	3
11	340-9	Fitting - Hydraulic (Incl. Ref. #10 & 12)	1
12	237-58	O-Ring	1
13	92-7489	Hose - Return	1
14	340-139	Fitting - Elbow 90° (Incl. Ref. #10 & 15)	1
15	237-65	O-Ring	2
16	92-7490	Hose - Filter	1
17	3234-1	Screw	2
18	94-2620	Head - Filter (Incl. Ref. #21)	1
19	340-142	Fitting - Hydraulic 90° (Incl. Ref. #10 & 15)	1

Ref. No.	Part No.	Description	No. Used
20	92-7493	Hose - Filter	1
21	94-2621	Element	1
22	92-7465	Hose - Suction	1
23	2412-111	Clamp	1
24	92-7525	Fitting - Hose	1
25	92-7551	Cap - Fitting	1
26	94-1446	Tube - Drain	1
27	63-8410	Washer - Flat	3
28	33105-025	Screw - Hex. Hd. Flange	3
29	240-11	Grommet	3
30	92-7478	Tube - Motor, RH	1
31	237-30	O-Ring	2
32	340-157	Fitting - Tee (Incl. Ref. #31 & 33)	1
33	237-79	O-Ring	1
34	92-7527	Strainer - Suction	1
35	92-8020	Adapter - Breather	3
36	237-42	O-Ring	1
37	340-2	Adapter (Incl. Ref. #36 & 38)	1
38	237-22	O-Ring	1
39	94-1447	Tube - Steering, Return	1

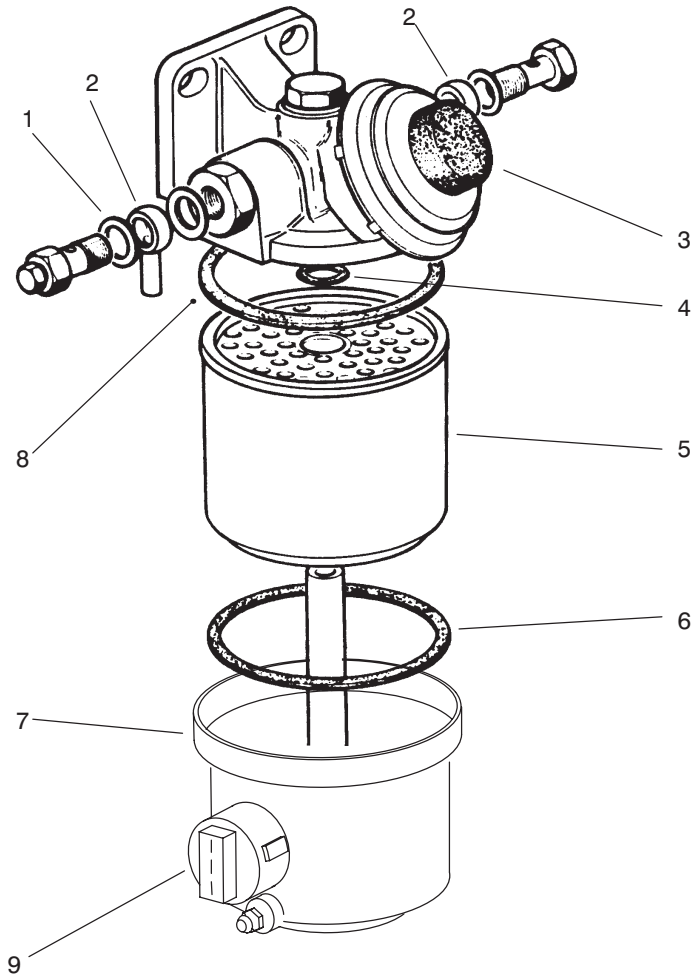


T-2068A

FUEL TANK & FILTER ASSEMBLY

Ref. No.	Part No.	Description	No. Used	Ref. No.	Part No.	Description	No. Used
1	93-7974	Plate - Box, Battery	1	13	33105-025	Screw - Hex. Hd. Flange	3
2	33105-030	Screw - Hex. Hd. Flange	2	14	63-8410	Washer - Flat	3
3	2412-108	Clamp - Hose	4	15	240-11	Grommet	3
4	63-7627	Hose - Fuel	1	16	92-7422	Tank - Fuel	1
5	33005-00	Nut - Hex. Flange	2	17	62-7650	Gasket	1
6	92-7522	Hose - Fuel	1	18	63-7640	Sender - Fuel	1
7	66-8121	Standpipe	1	19	3253-15	Washer - Lock	5
8	46-6550	Fitting - Connector	1	20	32122-24	Screw	5
9	46-6560	Bushing	2	21	92-7521	Hose - Fuel	1
10	93-3102	Cap - Fuel, Diesel	1	†22	76-5300	Assembly - Filter, Fuel	1
11	2412-36	Clamp - Drain	1	23	3290-378	Tie - Cable	3
12	304-46	Fitting - Drain	1	24	61-2790	Filler - Screen	1

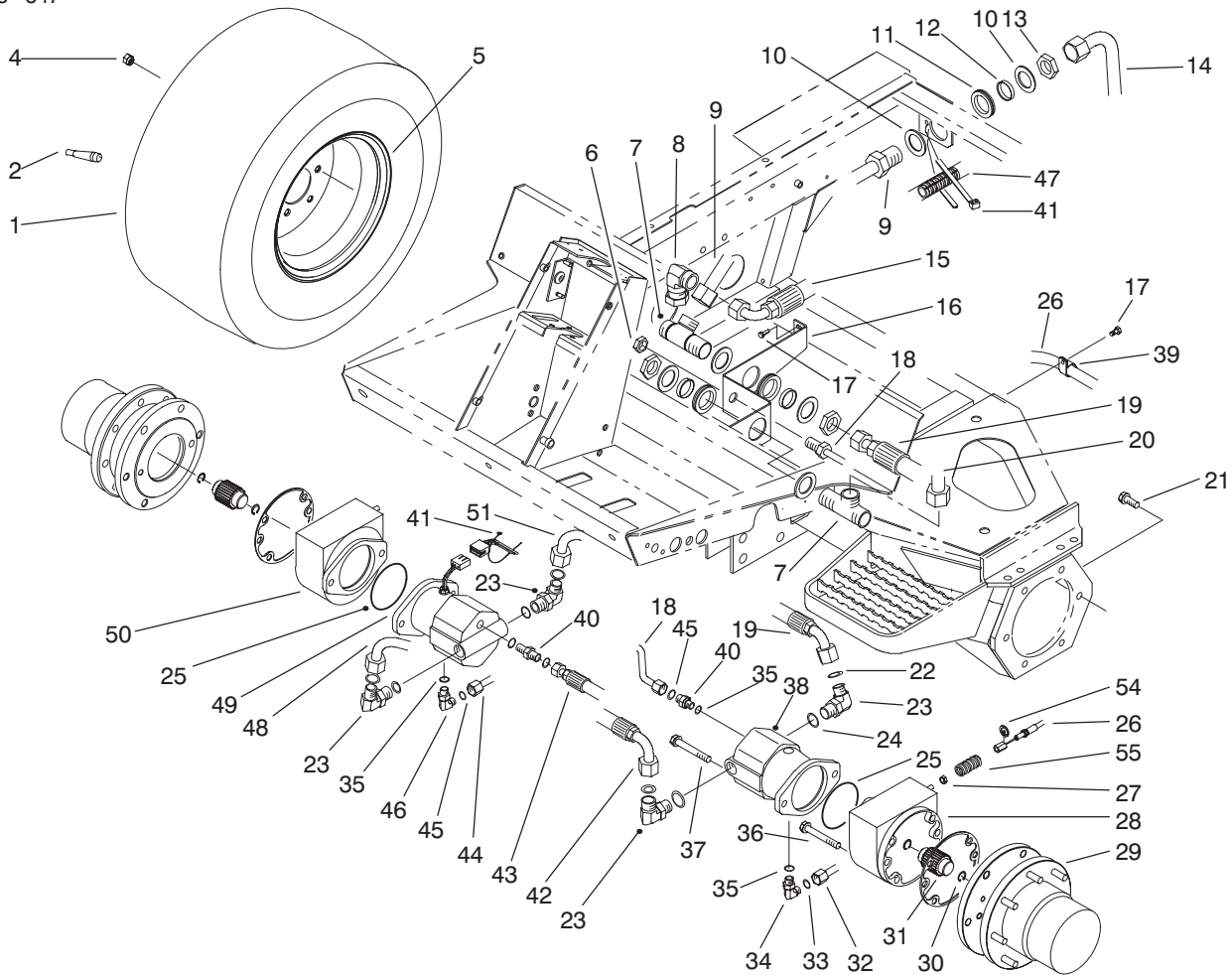
†Furnished with engine.



T-0966A

FUEL FILTER ASSEMBLY

Ref. No.	Part No.	Description	No. Used	Ref. No.	Part No.	Description	No. Used
1	76-5180	Washer - Copper	4	6		Seal - Gasket	1
2	76-5190	Fitting - Adjustable	2	7		Cap - Filter, Fuel	1
3	76-5300	Assembly - Filter, Fuel (Incl. Ref. #7 & 9)	1	8		Seal - Gasket	1
4		O-Ring	1	9	76-5320	Sensor - Water	1
5	76-5220	Element - Filter (Incl. Ref. #4, 6 & 8)	1				

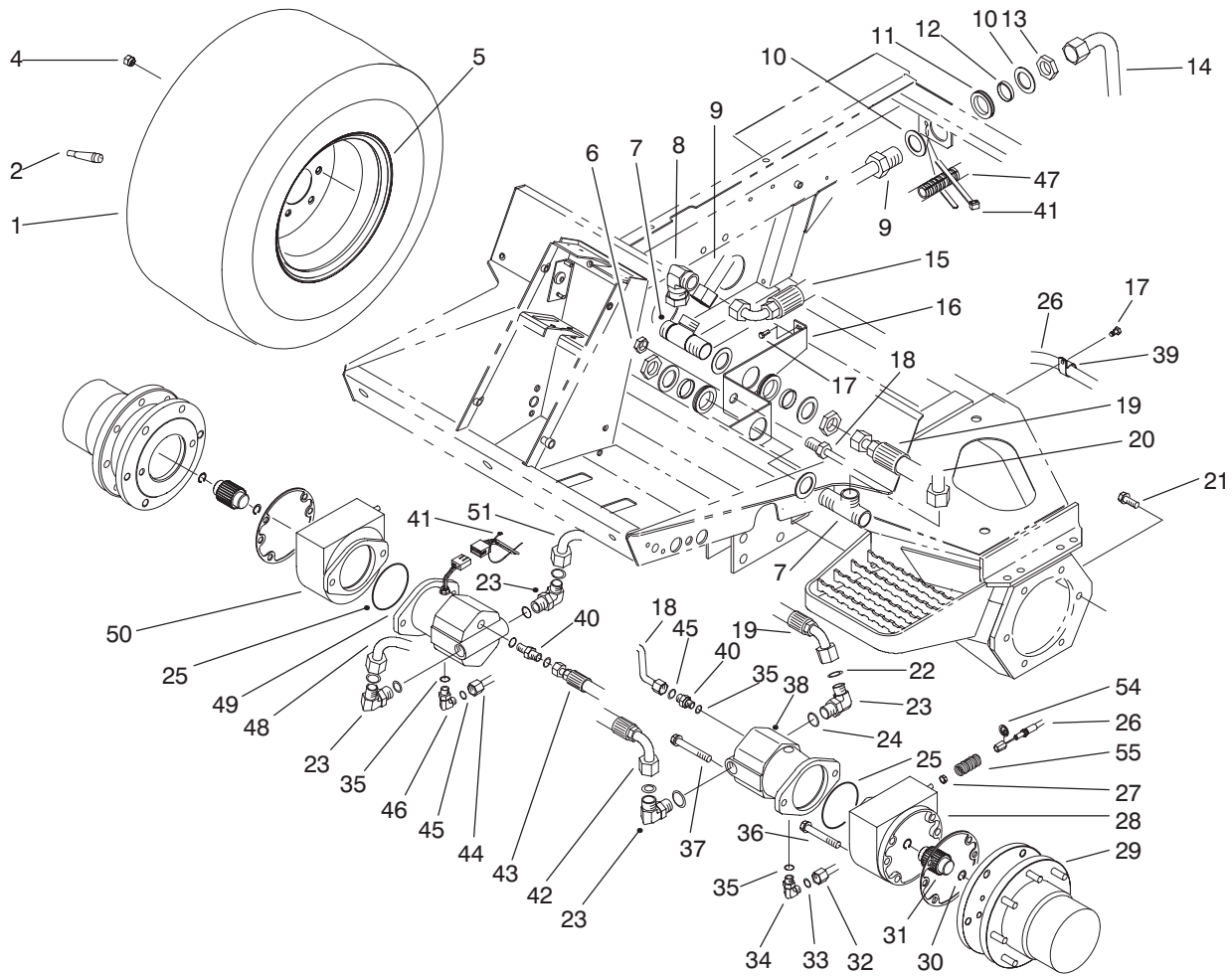


T-2069B

FRONT HYDRAULIC DRIVE & BRAKE ASSEMBLY

Ref. No.	Part No.	Description	No. Used
1	92-7423	Tire	2
2	232-24	Stem - Valve	2
4	92-7483	Nut - Lug	16
5	92-7481	Rim	2
6	340-127	Nut - Bulkhead	1
7	92-7550	Fitting - Tee, Bulkhead (Incl. Ref. #53)	2
8	92-7645	Fitting - Hydraulic 90° (Model 03800)	1
9	92-7474	Assembly - Tube, Front (Model 03801)	1
10	69-8920	Washer (Model 03800)	4
10	69-8920	Washer (Model 03801)	6
11	240-2	Grommet (Model 03800)	2
11	240-2	Grommet (Model 03801)	3
12	69-8950	Spacer (Model 03800)	2
12	69-8950	Spacer (Model 03801)	3
13	340-128	Nut - Bulkhead (Model 03800)	2
13	340-128	Nut - Bulkhead (Model 03801)	3

Ref. No.	Part No.	Description	No. Used
14	92-7473	Assembly - Tube, Rear (Model 03801)	1
15	92-7634	Assembly - Hose, Traction (Model 03800)	1
16	92-7455	Plate - Bulkhead	1
17	32144-11	Screw - Thread Forming	5
18	92-7477	Assembly Tube, Motor Drain	1
19	92-7486	Assembly - Hose	1
20	92-7485	Assembly - Hose	1
21	33106-030	Screw - Hex. Hd. Flange	12
22	237-58	O-Ring	4
23	340-142	Fitting - Hydraulic 90° (Incl. Ref. #22 & 24)	4
24	237-81	O-Ring	4
25	237-166	O-Ring	2
26	92-7530	Cable - Brake, LH	1
27	3218-4	Nut - Jam	2
28	92-7417	Assembly - Brake, LH	1
29	92-7415	Assembly - Drive, Planetary	2
30	93-7972	Ring - Retaining	4
31	93-7966	Shaft - Splined, Brake	2
32	92-7598	Assembly - Tube, Frt. Drain	1
33	237-22	O-Ring	1
34	340-18	Fitting - Hydraulic 90° (Incl. Ref. #33 & 35)	1
35	237-79	O-Ring	4
36	33106-090	Screw - Hex. Hd. Flange	8



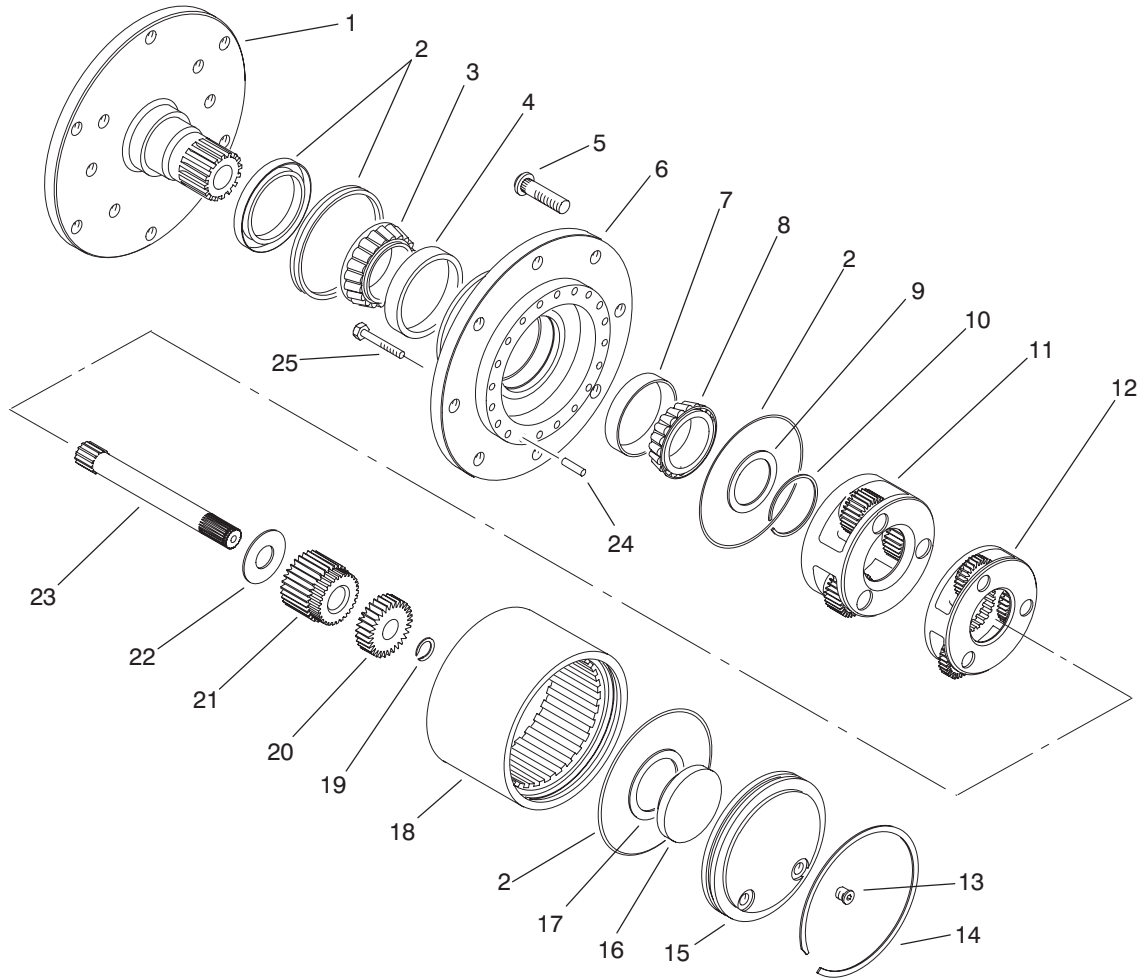
T-2069B

FRONT HYDRAULIC DRIVE & BRAKE ASM. (Continued)

Ref. No.	Part No.	Description	No. Used
37	33116-120	Screw - Hex. Hd.	4
38	92-7385	Motor - Planetary	1
39	2412-93	R-Clamp	2
40	340-5	Fitting - Hydraulic (Incl. Ref. #22 & 24)	2
41	3290-378	Tie - Cable	3
42	92-7487	Assembly - Tube	1
43	92-7488	Assembly - Hose	1
44	92-7478	Assembly - Tube, Motor RH	1
45	237-30	O-Ring	3
46	340-98	Fitting - Hydraulic 90° (Incl. Ref. #35 & 45)	1

Ref. No.	Part No.	Description	No. Used
47	92-7547	Harness - Wire, Main	1
48	92-7476	Assembly - Tube, Traction	1
49	93-7476	Motor - Hydraulic W/Sensor	1
50	92-7414	Assembly - Brake, RH	1
51	92-7475	Assembly - Tube, Traction	1
*53	340-65	O-Ring	6
54	94-3050	Plate - Spring	2
55	94-3088	Spring - Brake	2
*	92-7482	Assembly - Wheel (Incl. Ref. #2, 4, & 5)	2

*Not Illustrated



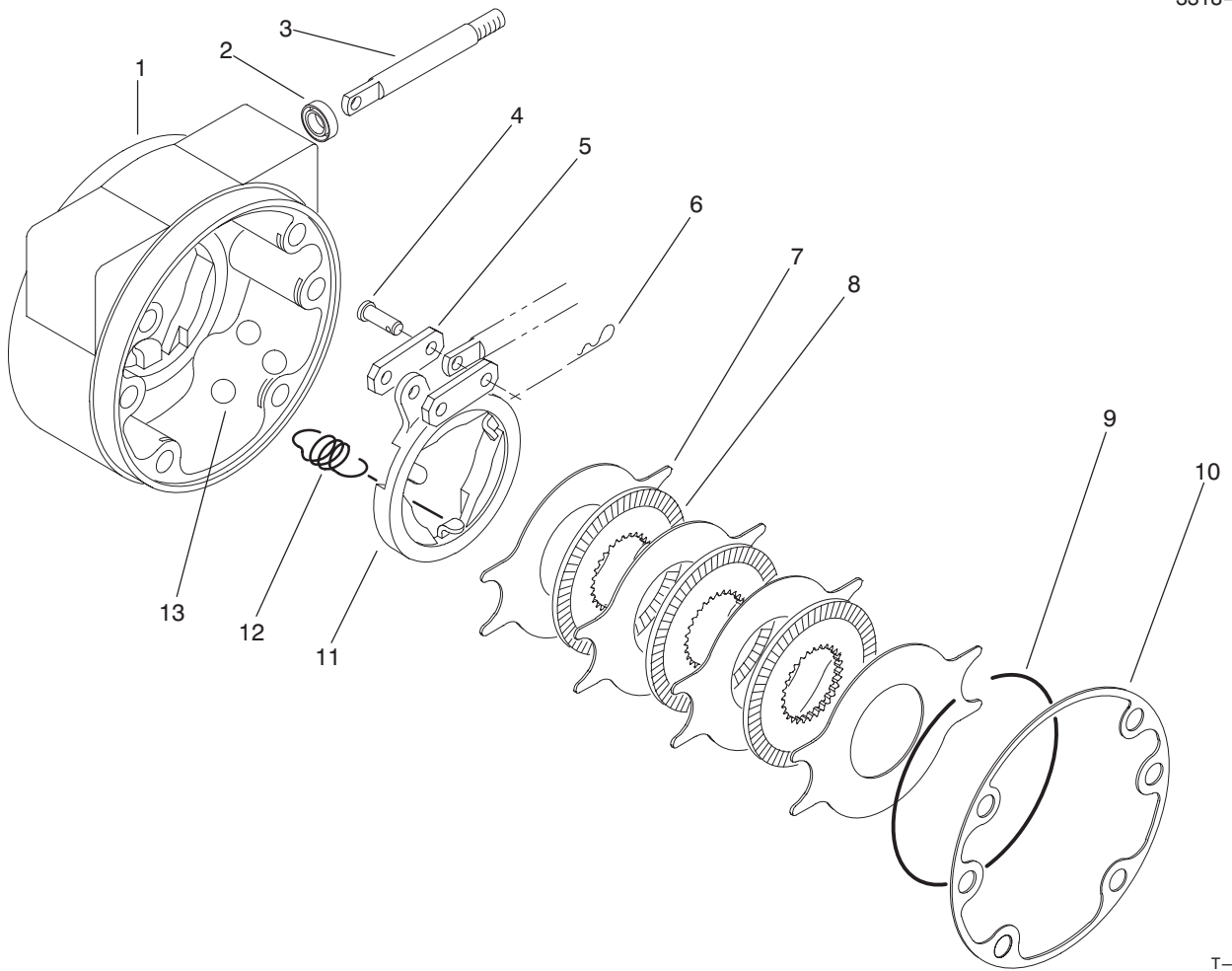
T-2070

PLANETARY DRIVE ASSEMBLY NO. 92-7415

Ref. No.	Part No.	Description	No. Used
1	93-7450	Spindle	1
2	93-7474	Kit - Seal	1
3	93-7451	Cone - Bearing	1
4	93-7452	Cup - Bearing	1
5	93-7455	Stud - Wheel	8
6	93-7453	Housing	1
7	93-7470	Cup - Bearing	1
8	93-7469	Cone - Bearing	1
9	93-7468	Washer - Thrust	1
10	93-7467	Ring - Retaining, External	1
11	93-7472	Asm - Carrier, Secondary	1
12	93-7473	Asm - Carrier, Primary	1
13	93-7461	Plug - Pipe	2
14	93-7462	Ring - Retaining, Internal	1

Ref. No.	Part No.	Description	No. Used
15	93-7458	Plate - Cover	1
16	93-7457	Spacer - Input	1
17	93-7460	Washer - Thrust	1
18	93-7456	Gear - Ring	1
19	93-7459	Ring - Retaining, External	1
20	93-7463	Gear - Sun	1
21	93-7464	Gear - Sun	1
22	93-7465	Washer - Thrust	1
23	93-7471	Shaft - Input	1
24	93-7466	Pin - Dowel	2
25	93-7454	Screw - HH	18
*	92-7415	Asm - Complete (Incl. Ref. #1-25)	1

*Not Illustrated



T-2071

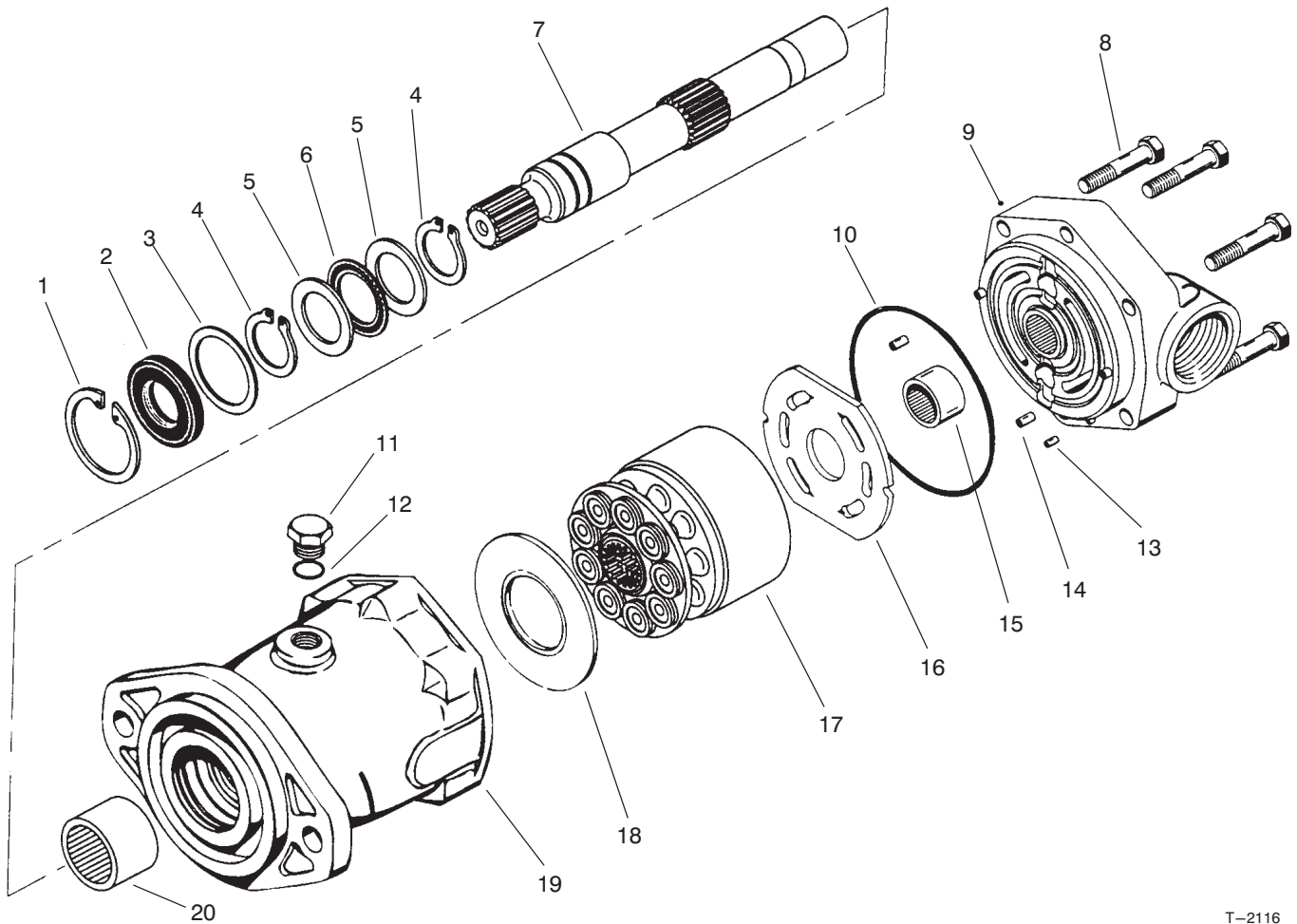
BRAKE ASM NO. 92-7414 RH & 92-7417 LH (Shown)

Ref. No.	Part No.	Description	No. Used
†1		Housing – Brake, LH	1
†*		Housing – Brake, RH	1
2	93-7977	Seal	1
3	93-7978	Rod – Pull	1
4	93-7983	Pin – Clevis	2
5	93-7980	Link	2
6	93-7979	Pin – Cotter, Hair	2

Ref. No.	Part No.	Description	No. Used
7	93-7986	Disc – Stationary	4
8	93-7981	Disc – Rotating	3
9	93-7976	Ring – Retaining	1
10	93-7984	Gasket	1
11	93-7982	Actuator	1
12	93-7987	Spring – Extension	3
13	93-7985	Ball	3

*Not Illustrated

†Not Serviced Separately

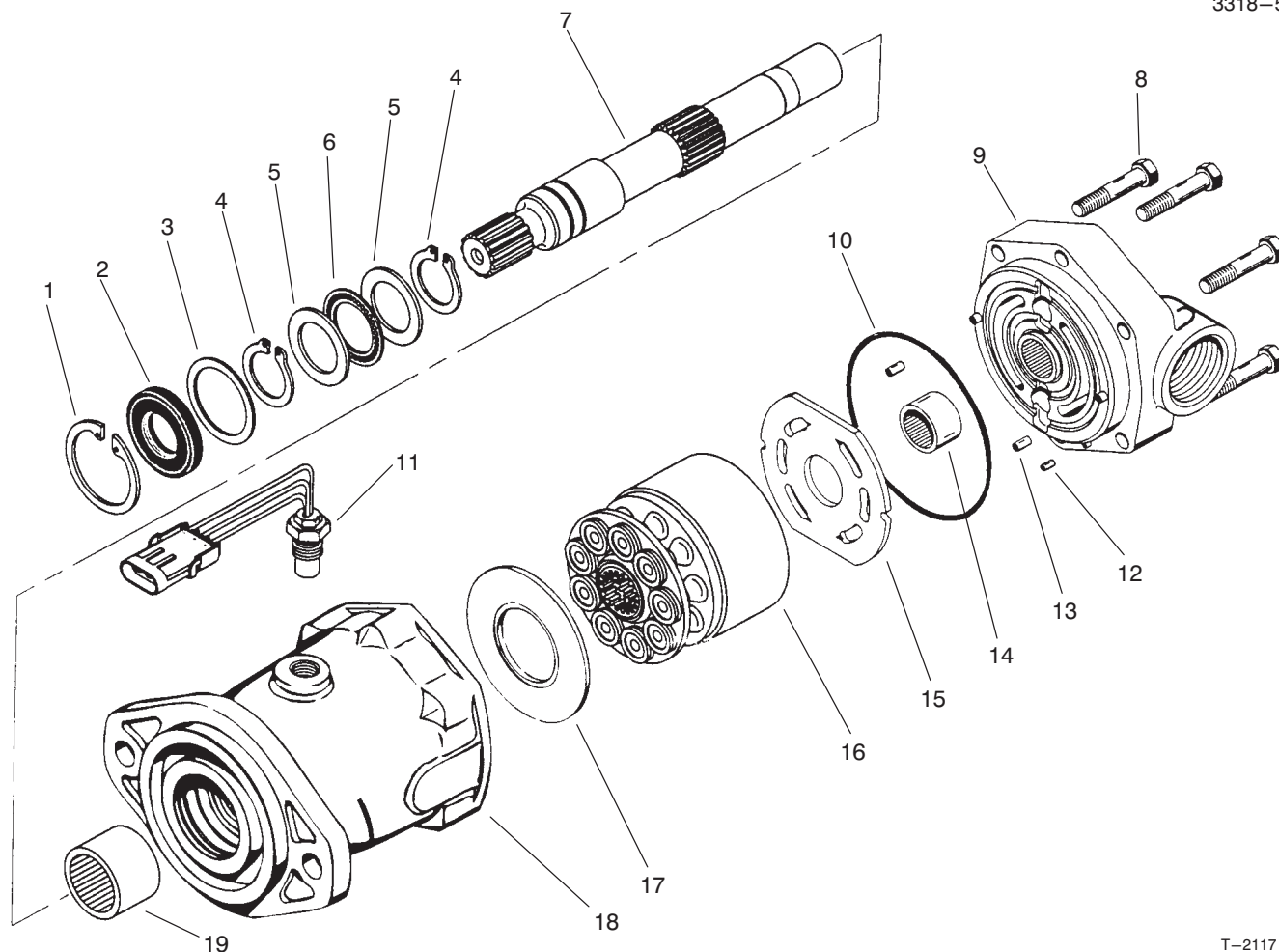


T-2116

HYDRAULIC MOTOR ASSEMBLY NO. 92-7385

Ref. No.	Part No.	Description	No. Used
1	76-7010	Ring - Retaining	1
2	94-3008	Seal - Shaft	1
3	94-3007	Washer	1
4	76-7000	Ring - Retaining	2
5	76-6950	Race - Thrust	2
6	76-6960	Bearing - Thrust	1
7	94-3004	Shaft - Drive, Splined	1
8	94-3002	Screw - HH	6
9	94-3005	Asm. - Backplate (Incl. Ref. #13-15)	1
10	76-6980	O-Ring	1
11	94-3009	Asm. - Plug	

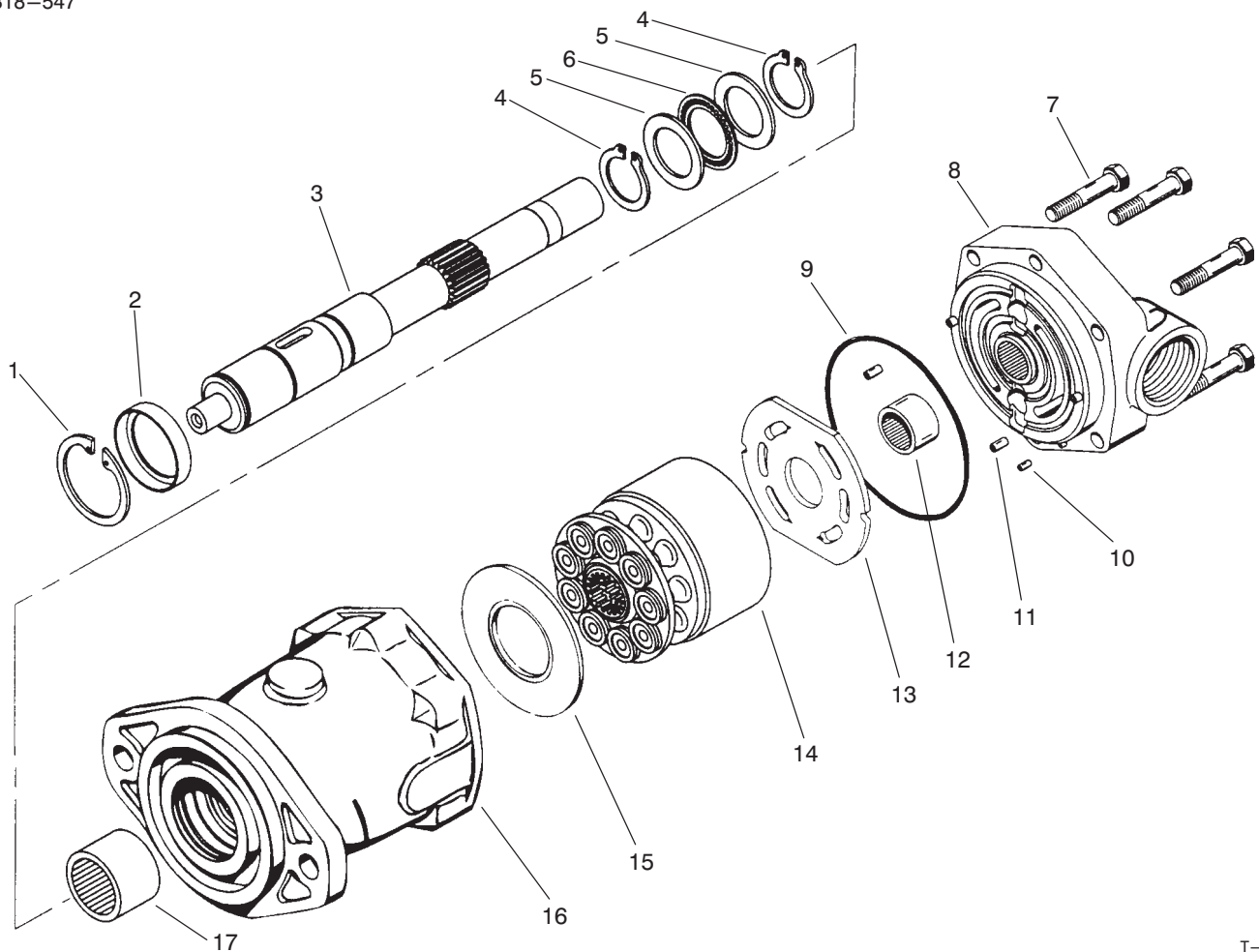
Ref. No.	Part No.	Description	No. Used
		(Incl. Ref. #12)	1
12		O-Ring	1
13		Pin - Dowel	1
14		Pin - Dowel	3
15		Bearing - Needle	1
16	94-3003	Plate - Valve	1
17	76-6910	Kit - Rotating	1
18	76-6970	Insert - Camplate	1
19	94-3006	Housing (Incl. Ref. #20)	1
20		Bearing - Needle	1



T-2117

HYDRAULIC MOTOR ASSY. NO. 93-7476 W/SENSOR

Ref. No.	Part No.	Description	No. Used	Ref. No.	Part No.	Description	No. Used
1	76-7010	Ring - Retaining	1	11	94-3010	Sensor - Speed Pickup	1
2	94-3008	Seal - Shaft	1	12		Pin - Dowel	1
3	94-3007	Washer	1	13		Pin - Dowel	3
4	76-7000	Ring - Retaining	2	14		Bearing - Needle	1
5	76-6950	Race - Thrust	2	15	94-3003	Plate - Valve	1
6	76-6960	Bearing - Thrust	1	16	76-6910	Kit - Rotating	1
7	94-3004	Shaft - Drive, Splined	1	17	76-6970	Insert - Camplate	1
8	94-3002	Screw - HH	6	18	94-3006	Housing	1
9	94-3005	Asm. - Backplate (Incl. Ref. #12-14)	1	19		Bearing - Needle	1
10	76-6980	O-Ring	1				

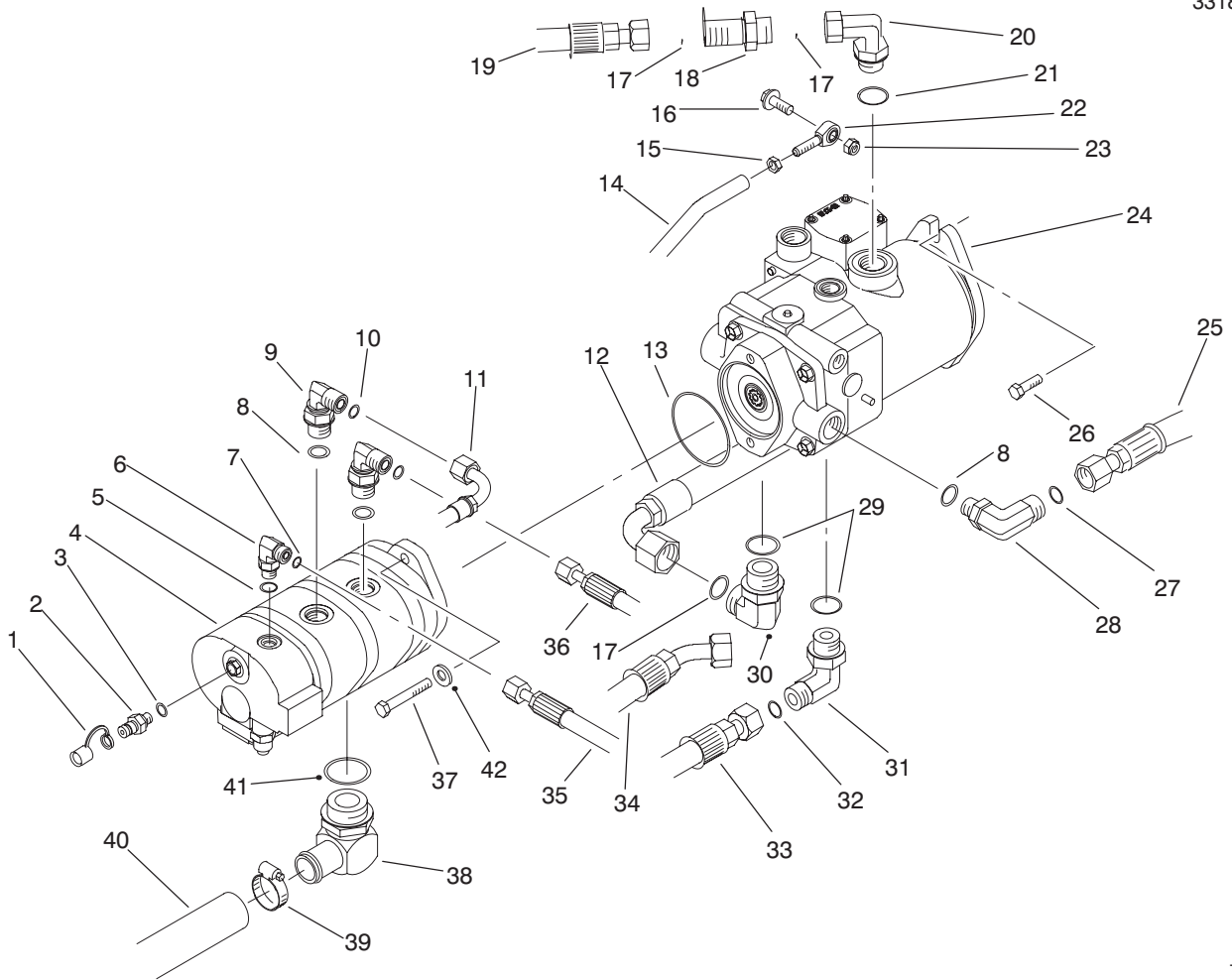


T-2118

4 WD HYDRAULIC MOTOR ASSY. NO. 92-7386

Ref. No.	Part No.	Description	No. Used
1	76-7010	Ring - Retaining	1
2	76-7020	Spacer	1
3	76-6930	Shaft - Drive, Straight	1
4	76-7000	Ring - Retaining	2
5	76-6950	Race - Thrust	2
6	76-6960	Bearing - Thrust	1
7	94-3002	Screw - HH	6
8	94-3000	Asm. - Backplate (Incl. Ref. #10-12)	1
9	76-6980	O-Ring	1

Ref. No.	Part No.	Description	No. Used
10		Pin - Dowel	3
11		Pin - Dowel	1
12		Bearing - Needle	1
13	94-3003	Plate - Valve	1
14	76-6910	Kit - Rotating	1
15	76-6970	Insert - Camplate	1
16	94-3001	Housing (Incl. Ref. #17)	1
17		Bearing - Needle	1



T-2072A

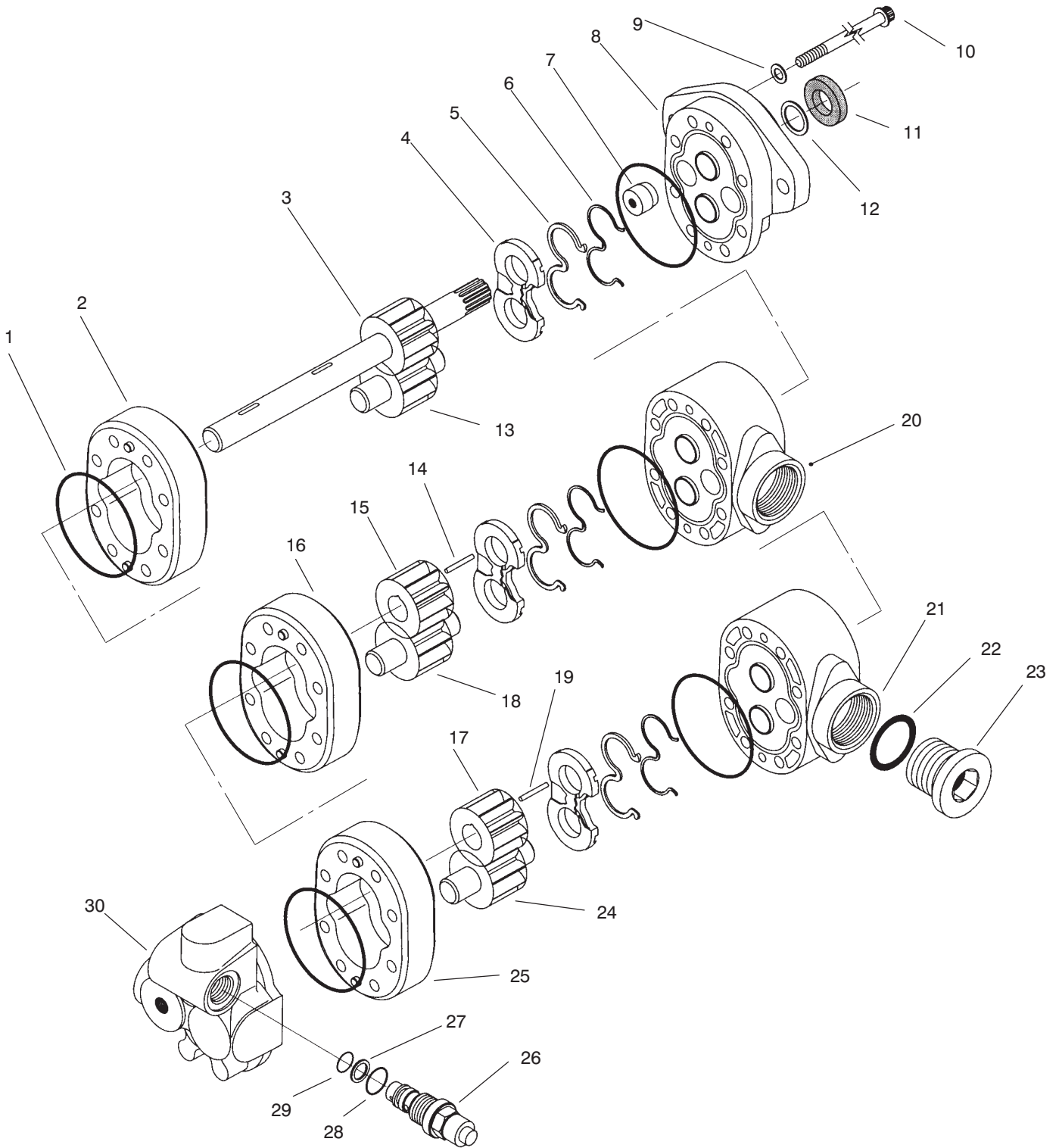
PUMP INSTALLATION ASSEMBLY

Ref. No.	Part No.	Description	No. Used
1	354-79	Cap - Dust	4
2	354-77	Fitting - Quick Connect (Incl. Ref. #3)	4
3	237-78	O-Ring	4
4	93-2175	Assembly - Pump, Gear	1
5	237-42	O-Ring	1
6	340-77	Fitting - Hydraulic 90° (Incl. Ref. #5 & 7)	1
7	237-22	O-Ring	1
8	237-80	O-Ring	3
9	340-105	Fitting - Hydraulic 90° (Incl. Ref. #8 & 10)	2
10	237-30	O-Ring	2
11	92-7491	Assembly - Hose	1
12	92-7484	Assembly - Hose (Model No. 03801)	1
13	237-99	O-Ring	1
14	92-7531	Tube - Rod, Control	1
15	3220-3	Nut - Jam	1
16	3234-11	Screw - Flange Head	1
17	237-58	O-Ring	3
18	94-2637	Fitting - Hydraulic, Straight (Incl. Ref. #17)	1
19	92-7489	Hose - Return	1
20	94-2636	Fitting - Hydraulic 90°	1
21	237-81	O-Ring	1
22	2411-36	Bearing - Rod End	1
23	3296-59	Nut - Lock	1
24	92-7383	Pump - Piston	1

Ref. No.	Part No.	Description	No. Used
25	92-7490	Assembly - Hose, Filter	1
26	82-5050	Screw - Cap Hex. Hd.	2
27	237-65	O-Ring	1
28	340-17	Fitting - Hydraulic 90° (Incl. Ref. #8 & 27)	1
29	237-146	O-Ring	2
30	340-15	Fitting - Hydraulic 90° (Incl. Ref. #17 & 29) (Model No. 03801)	1
30	340-129	Fitting - Hydraulic 90° (Incl. Ref. #29 & 32) (Model No. 03800)	1
31	340-129	Fitting - Hydraulic 90° (Incl. Ref. #29 & 32)	1
32	340-65	O-Ring	2
33	92-7485	Assembly - Hose	1
34	92-7634	Assembly - Hose, Traction (Model No. 03800)	1
35	92-7622	Assembly - Hose, Steering	1
36	92-7492	Assembly - Hose	1
37	323-7	Screw - Cap Hex. Hd.	2
38	92-7526	Fitting - Hydraulic, Suction	1
39	2412-111	Clamp - Hose	2
40	92-7465	Hose - Suction	1
41	237-101	O-Ring	1
42	3256-46	Washer - Flat	2
*	93-7475	Asm. - Pump (Incl. Ref. #4, 13, 24 & 37)	1

*Not Illustrated

GEAR PUMP ASSEMBLY NO. 93-2175



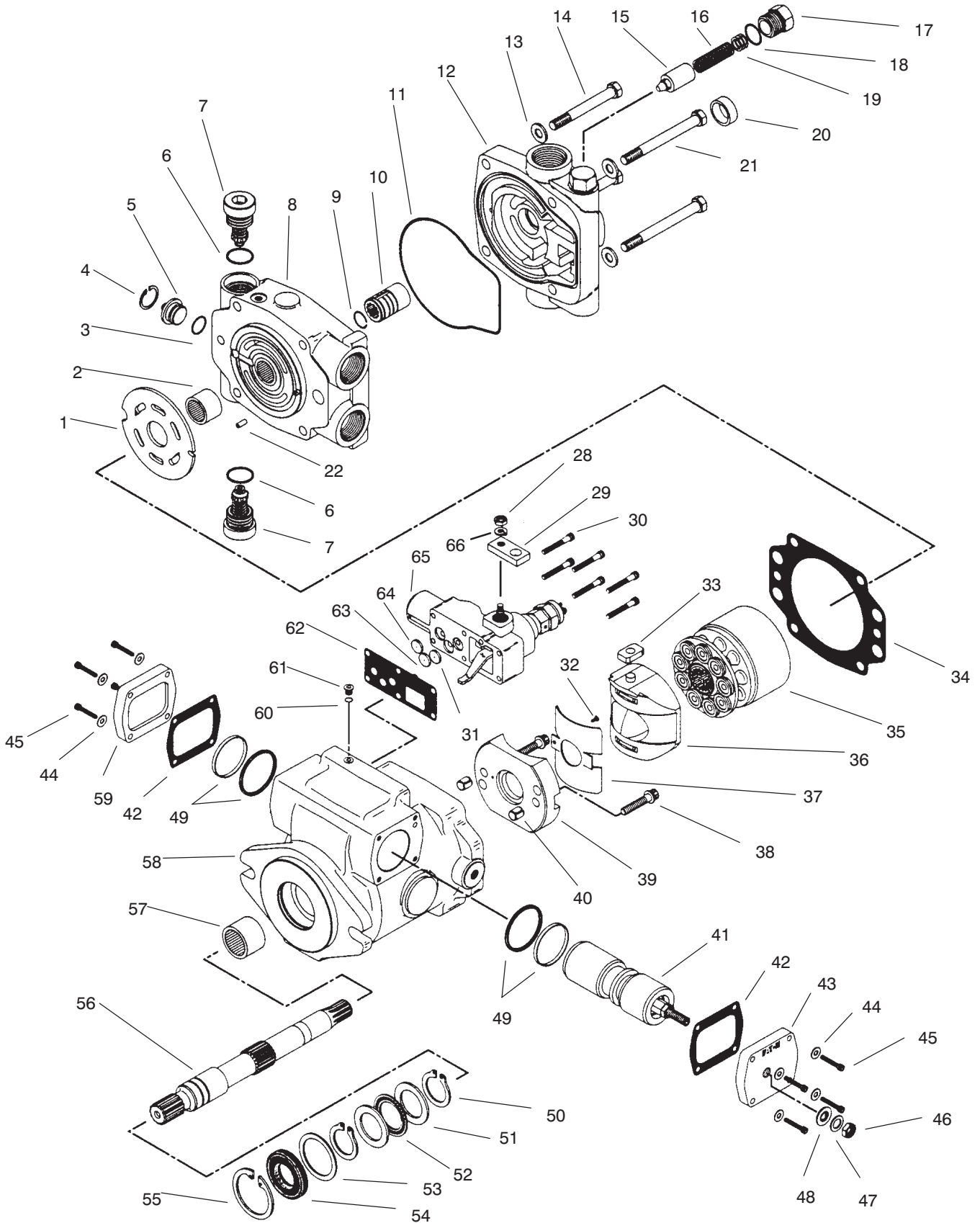
GEAR PUMP ASSEMBLY NO. 93-2175

Ref. No.	Part No.	Description	No. Used	Ref. No.	Part No.	Description	No. Used
1	56-6710	O-Ring	6	†18		Gear – Idler	1
†2		Body	1	†19		Key	1
†3		Asm. – Gear, Drive	1	†20		Plate – Adaptor	1
4		Plate – Wear	3	†21		Plate – Adaptor	1
5		Seal – Pressure, Balance	3	†22		O-Ring	1
6		Gasket – Backup	3	23	94-3013	Plug	
7	94-3011	Plug	1			(Incl. Ref. #22)	1
†8		Asm. – Plate, Front	1	†24		Gear – Idler	1
9	74-8920	Washer – Copper	4	†25		Body	1
10	94-3012	Screw – Cap	8	26	94-3014	Valve – Relief	
11	49-2640	Seal – Shaft	1			(Incl. Ref. #27-29)	1
12	60-5890	Washer	1	†27		Washer – Backup	1
†13		Gear – Idler	1	†28		O-Ring	1
†14		Key	1	†29		O-Ring	1
†15		Gear	1	†30		Asm. – Backplate	1
†16		Body	1	*	94-3015	Kit – Seal	
†17		Gear	1			(Incl. Ref. #1, & 4-6)	1

*Not Illustrated

†Not Serviced Separately

SERVO CONTROLLED PISTON PUMP ASM. NO. 92-7383



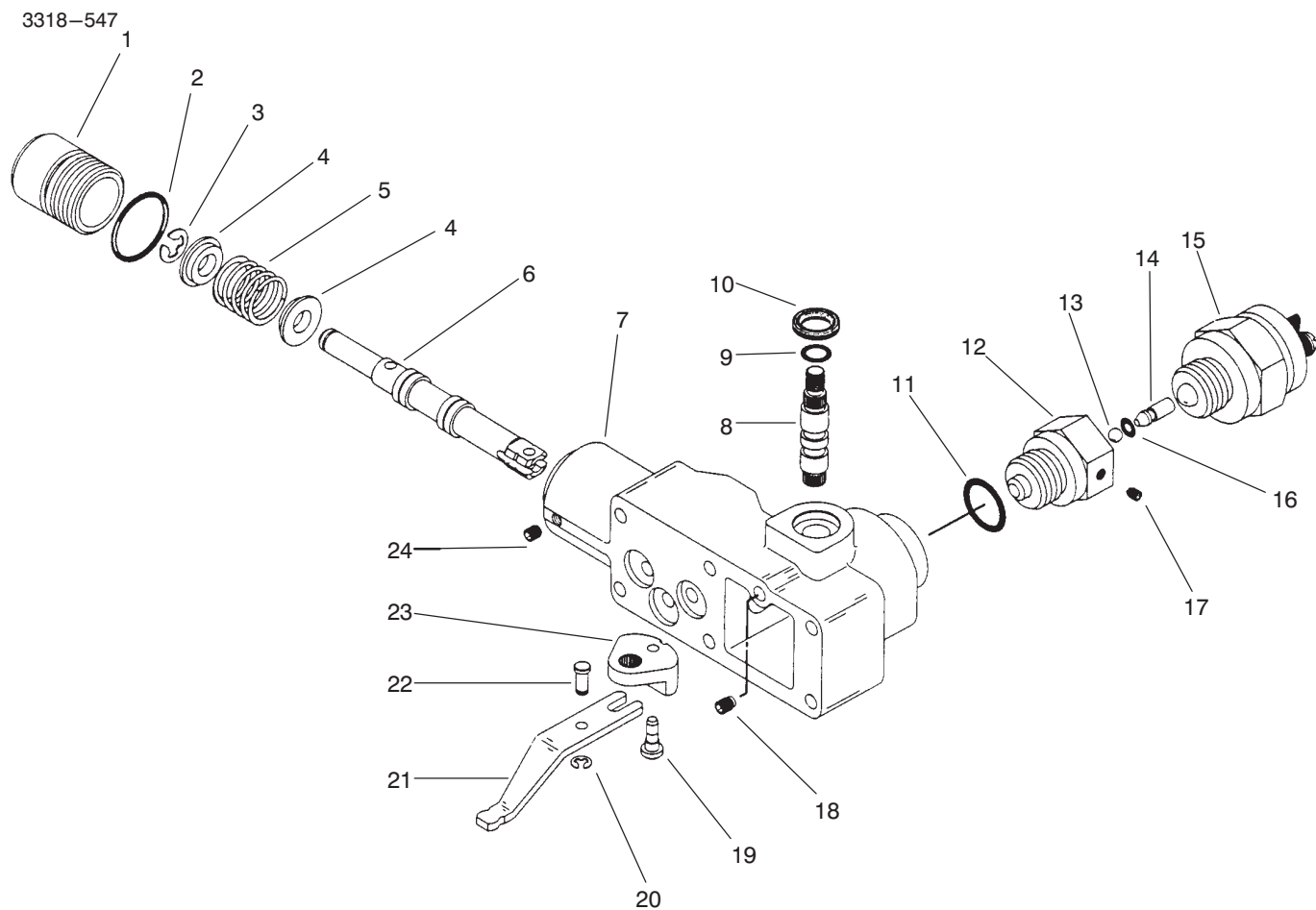
SERVO CONTROLLED PISTON PUMP ASM. NO. 92-7383

Ref. No.	Part No.	Description	No. Used
1	94-3022	Plate - Valve	1
†2		Bearing	1
3	94-3036	Ring - Quad	1
4	94-3037	Ring - Retaining	1
5	94-3038	Plug - Dump Valve	1
†6		O-Ring	2
7	94-3024	Valve - Relief	2
8	94-3016	Asm. - Backplate (Incl. Ref. #2 & 22)	1
9	94-3035	Ring - Lock	1
10	94-3023	Coupler	1
†11		O-Ring, Molded	1
12	94-3017	Adaptor - Charge Relief (Incl. Ref. #15-20)	1
13	3256-24	Washer - Flat	4
14	94-3028	Screw - Cap	2
†15		Poppet	2
†16		Spring	2
†17		Plug	1
†18		O-Ring	1
†19		Washer	3
†20		Bushing	1
21	94-3029	Screw - Cap	2
†22		Pin - Roll	1
28	3217-5	Nut	1
29	94-3031	Arm - Control	1
30	3274-59	Screw - Cap	6
31	94-3040	Orifice - Valve, Control	1
†32		Screw	1
33	94-3032	Follower - Piston	1
†34		Gasket - Housing	1
35	94-3021	Asm. - Kit, Rotating	1
36	94-3026	Asm. - Camplate	1
†37		Bushing	1

Ref. No.	Part No.	Description	No. Used
†38		Screw - Cap	1
†39		Asm. - Cradle	1
†40		Dowel - Bushing	2
41	94-3025	Asm. - Piston, Servo	1
†42		Gasket - Plate, Cover	2
43	94-3034	Plate - Cover	1
44	3256-77	Washer - Flat	8
45	3274-81	Screw - Cap	8
46	3220-3	Nut - Jam	1
47	94-3030	Washer	1
48	94-3027	Washer - Seal	1
†49		Seal	2
50	76-7000	Ring - Retaining	2
51	76-6950	Race - Thrust	1
52	76-6960	Bearing - Thrust	1
53	94-3007	Washer	1
54	94-3008	Seal - Shaft	1
55	76-7010	Ring - Retaining	1
56	94-3020	Shaft - Drive	1
†57		Bearing	1
58	94-3018	Asm. - Housing (Incl. Ref. #32, 37-40, 49, 57, & 60-61)	1
59	94-3033	Plate - Cover	1
†60		O-Ring	1
†61		Plug	1
†62		Gasket	1
63	94-3041	Orifice - Valve, Control	1
64	94-3042	Orifice - Valve, Control	1
65	94-3019	Control - Servo, Manual	1
66	3253-3	Washer - Lock	1
*	94-3039	Kit - Seal (Incl. Ref. #11, 34, 42 & 62)	1

*Not Illustrated

† Not Serviced Separately.



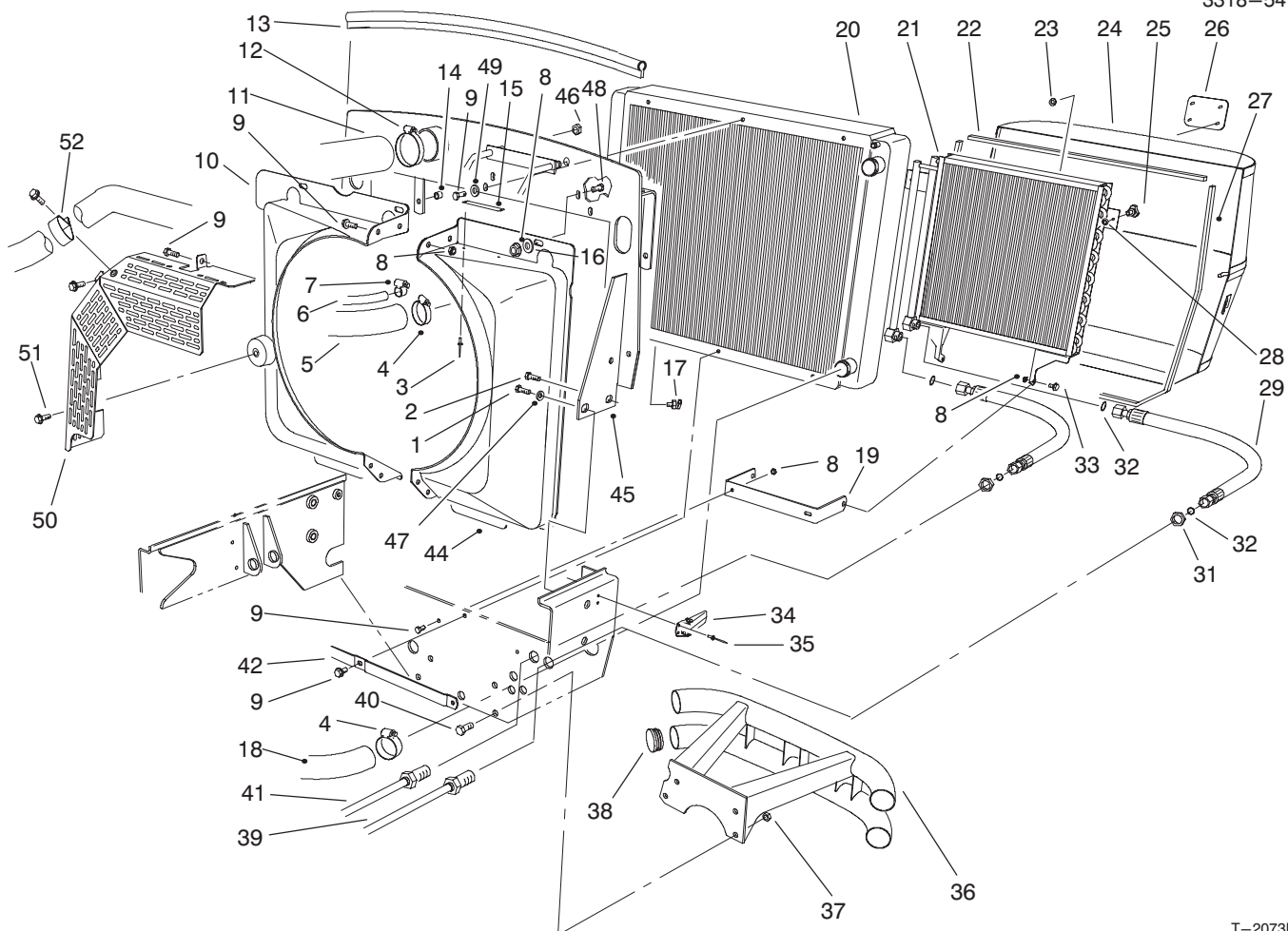
T-2119

MANUAL SERVO CONTROL NO. 94-3019

Ref. No.	Part No.	Description	No. Used
1		Plug	1
2		O-Ring	1
3		Ring - Retaining	1
4		Retainer - Spring	2
5		Spring	1
6		Valve - Spool	1
7		Housing - Control	1
8		Shaft - Input	1
9		O-Ring	1
10		Seal - Wiper	1
11		O-Ring	1
12		Adaptor	1
13		Ball	1

Ref. No.	Part No.	Description	No. Used
14		Pin	1
15	94-3043	Switch	1
16		O-Ring	1
17		Screw - Set	1
18		Screw - Set	1
19		Pin	1
20		Ring - Retaining	1
21		Link	1
22		Pin - Dowel	1
23		Crank - Bell	1
24		Screw - Set	1
*	94-3044	Kit - Seal (Incl. Ref. #2, 9-11 & 16)	1

*Not Illustrated

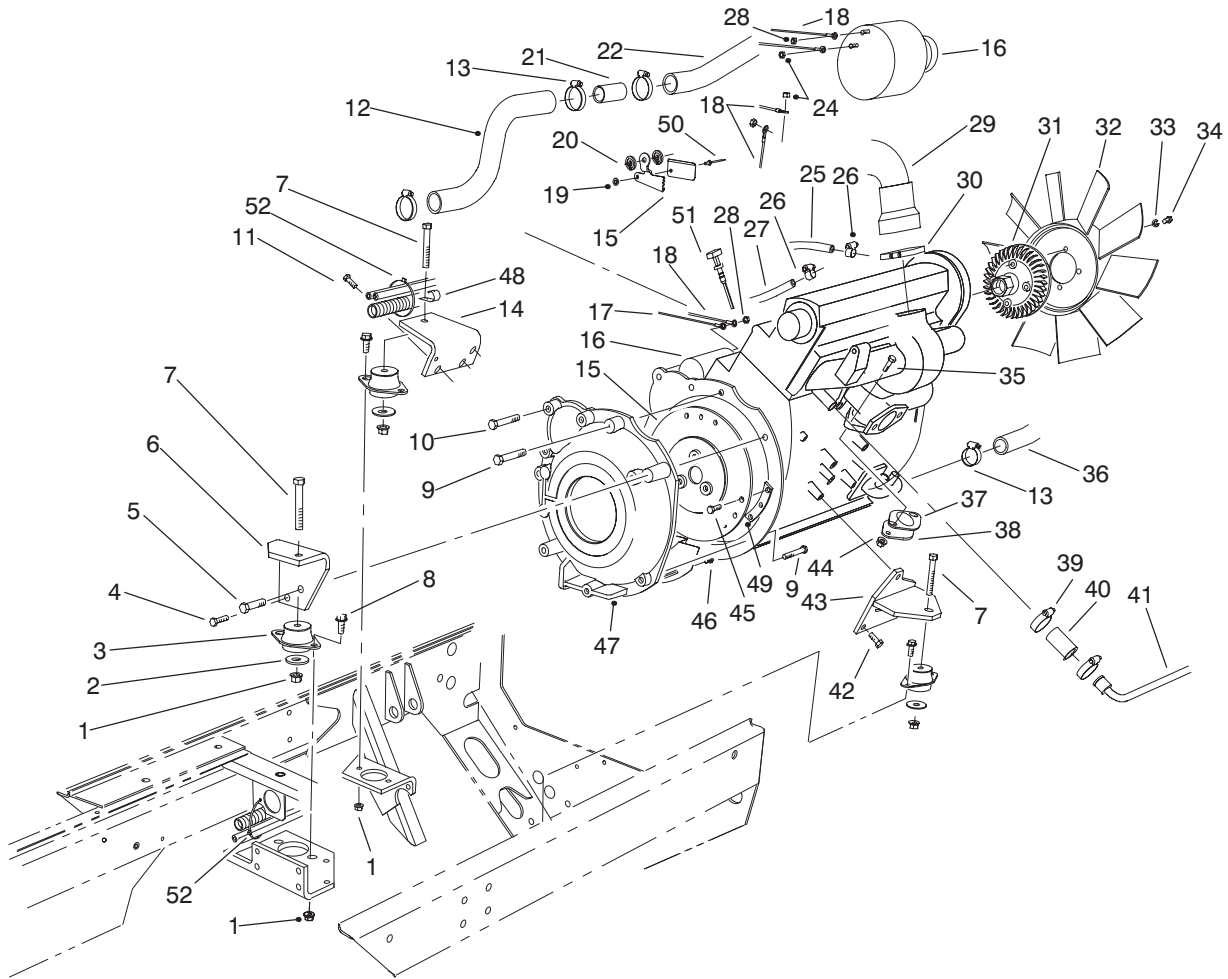


T-2073B

RADIATOR & SHROUD ASSEMBLY

Ref. No.	Part No.	Description	No. Used
1	33108-025	Screw - Hex. Hd. Flange	2
2	33105-030	Screw - Hex. Hd. Flange	2
3	3290-271	Rivet - Pop	2
4	2412-3	Clamp - Hose	2
5	93-4215	Hose - Radiator, Upper Rear	1
6	92-7424	Hose - Radiator, Overflow	1
7	2412-36	Clamp - Hose	1
8	32128-20	Nut - Flange	4
9	3234-5	Screw - Flange	10
10	92-7374	Shroud - Fan RH	1
11	93-7584	Hose - Intake	1
12	2412-125	Clamp - Hose	1
13	93-7553	Seal - Hood	1
14	32148-10	Nut - Clinch	2
15	76-8750	Plate - Warning	1
15	94-2646	Decal - Warning (Europe)	1
16	3256-56	Washer - Flat	3
17	304-46	Nut - Drain Cock	1
18	92-7463	Hose - Radiator, Lower	1
19	92-7516	Bracket - Support, Cooler	1
20	74-3410	Assembly - Radiator	1
21	82-3740	Cooler - Oil	1
22	92-7631	Sealstrip - Screen	1
23	94-2638	Nut - Push On	4
24	92-7505	Screen	1
25	77-3620	Retainer - Cover	2

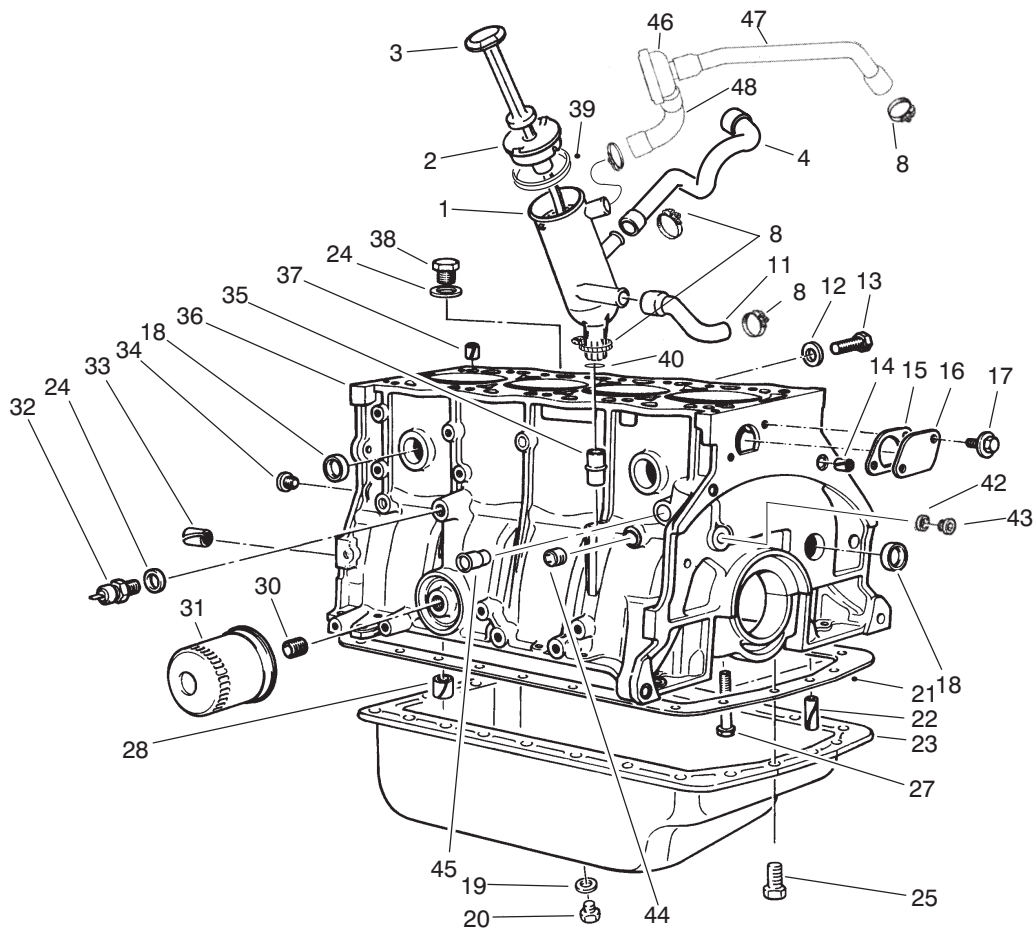
Ref. No.	Part No.	Description	No. Used
26	93-6028	Plate - Logo, Toro	1
27	93-4208	Strip - Seal, Screen	1
28	32151-72	Retainer - Push On	2
29	92-7535	Assembly - Hose, Oil Cooler	2
31	340-74	Nut - Bulkhead	2
32	237-65	O-Ring	4
33	37-8771	Bolt - Shoulder	2
34	69-3020	Latch - Draw	2
35	3269-4	Rivet - Pop	4
36	92-7623	Bumper	1
37	3296-23	Nut - Lock	4
38	2410-42	Cap - Bumper	4
39	92-7493	Assembly - Tube, Filter	1
40	325-5	Screw - Cap Hex. Hd.	2
41	92-7558	Assembly - Tube, Cooler	1
42	92-7416	Strap - Radiator	1
44	92-7375	Shroud - Fan LH	1
45	92-7388	Support - Radiator	1
46	3296-23	Nut - Lock	2
47	3256-27	Washer - Flat	2
48	3230-2	Screw - Carriage	3
49	3256-23	Washer - Flat	3
50	94-2646	Guard - Fan (Europe)	1
51	33104-020	Screw - HHF (Europe)	3
52	2412-96	Clamp-R (Europe)	1



T-2074A

ENGINE INSTALLATION ASSEMBLY

Ref. No.	Part No.	Description	No. Used	Ref. No.	Part No.	Description	No. Used
1	33005-00	Nut - Hex. Flange	9	27	63-7627	Hose - Fuel	1
2	87-5100	Washer - Snubbing	3	28	48-7930	Nut - Hex.	2
3	53-9681	Mount - Rubber	3	29	94-2624	Hose - Manifold	1
4	48-9470	Screw	1	30	2412-125	Clamp - Hose	1
5	48-7840	Screw - Cap Hex. Hd.	1	31	92-7466	Clutch - Fan	1
6	92-7425	Support - Mount, Engine	1	32	74-3650	Fan - Engine	1
7	33105-070	Screw - Hex. Hd. Flange	3	35	33104-020	Screw - Hex. Hd. Flange	2
8	33105-030	Screw - Hex. Hd. Flange	6	36	92-7463	Hose - Radiator, Lower	1
9	48-7570	Screw - Cap Hex. Hd.	3	37	77-3700	Gasket - Exhaust, Manifold	1
10	48-7810	Screw - Cap Hex. Hd.	3	38	92-7382	Cover - Manifold	1
11	66-3160	Screw	4	39	2412-129	Clamp - Hose	4
12	94-1418	Hose - Radiator, Upper	1	40	74-6490	Hose - Water Line	2
13	2412-3	Clamp - Hose	4	41	92-7381	Tube - Water, Return	1
14	92-7429	Mount - Motor, RH	1	42	48-7780	Screw - Hex. Hd.	3
15	94-1421	Coupling - Center, Spring	1	43	92-7426	Mount - Motor	1
16	93-4233	Assembly - Engine	1	44	33004-00	Nut - Hex. Flange	2
17	75-1370	Cable - Battery, Positive	1	45	48-7700	Screw - Hex. Hd.	6
18	92-7547	Harness - Wire, Main	1	46	48-7610	Screw - Cap Hex. Hd.	3
19	3256-49	Washer - Flat	1	47	82-5120	Adapter - Pump To Engine	1
20	86-2990	Mount - Cable, Throttle	2	48	2412-150	J-Clip	1
21	93-7594	Spacer - Tubular	1	49	94-1422	Spacer - Coupler	3
22	93-4215	Hose - Radiator, Upper Rear	1	50	3290-282	Rivet - Pop	1
24	48-7880	Nut	3	51	93-9176	Dipstick - Peugeot	1
25	92-7521	Hose - Fuel	1	52	3290-378	Tie - Cable	2
26	2412-108	Clamp - Hose	2				

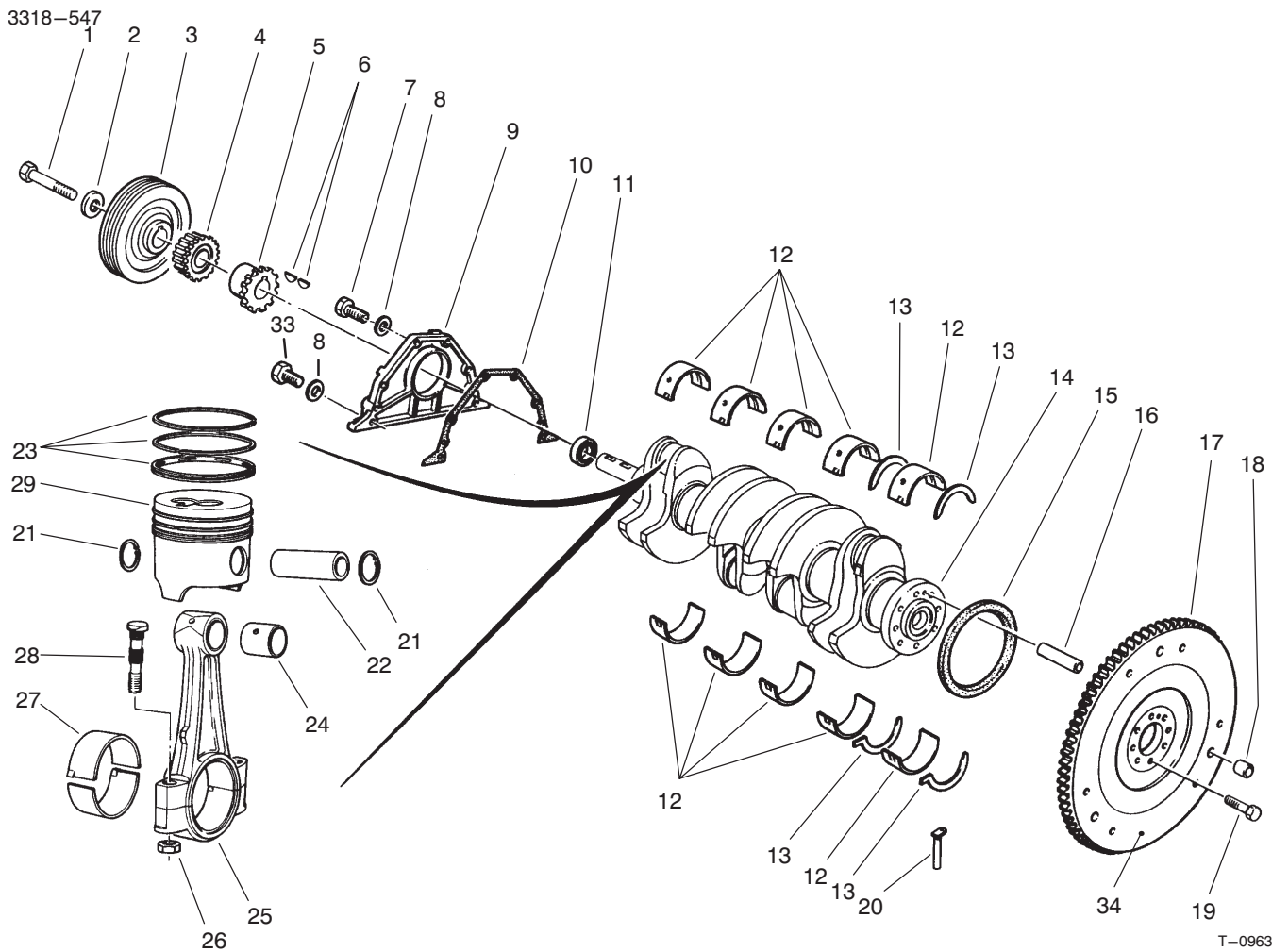


T-2142A

CRANKCASE ASSEMBLY

Ref. No.	Part No.	Description	No. Used	Ref. No.	Part No.	Description	No. Used
1	94-3181	Oil Filler (Incl. Ref. 39)	1	27	74-7930	Screw - Bearing Cap	10
2	94-3182	Plug	1	28	74-7940	Bushing - Spring	1
3	93-9176	Dipstick - Oil	1	29	74-7950	Screw - Plate	6
4	94-3184	Union	1	30	74-7960	Stud - Filter	1
8	2412-129	Clamp - Hose	8	31	74-7970	Filter - Oil	1
11	74-7770	Hose - Crankcase	1	32	94-3180	Switch - Pressure	1
12	74-7780	Gasket	1	33	74-7990	Pin - Spring	4
13	74-7790	Screw	1	34	74-8000	Plug	2
14	94-3102	Pin	2	35	74-8010	Guide - Dipstick	1
15	74-7810	Gasket - Plate	1	36	94-3100	Short Block Assembly (Incl. Pistons next page)	1
16	74-7820	Plate	1	37	74-8030	Pin - Spring	1
17	94-3112	Screw - Washer Hd.	2	38	94-3105	Plug - Drain	1
18	74-7840	Plug - 27 mm Dia.	8	39	94-3183	Gasket	1
*	94-3108	Plug - 27.5 mm Dia.	8	40	94-3186	O-Ring	1
*	94-3109	Plug - 28.5 mm Dia.	9	42	94-3106	Gasket	2
19	74-7320	Gasket	1	43	94-3104	Plug - Threaded	2
20	74-7310	Plug - Threaded	1	44	94-3103	Plug - Threaded	1
21	74-7380	Gasket - Oil Pan	1	45	94-3110	Stud	1
22	94-3111	Pin - Groove	2	46	94-3190	PCV Valve	1
23	74-7300	Pan - Oil	1	47	94-3192	Union	1
24	94-3107	Gasket	2	48	94-3191	Union	1
25	74-7330	Screw - Cap Hex. Hd.	23	*	94-3101	Gasket Set (Without Head Gasket)	1
26	77-3790	Plug - Drain	1				

*Not Illustrated



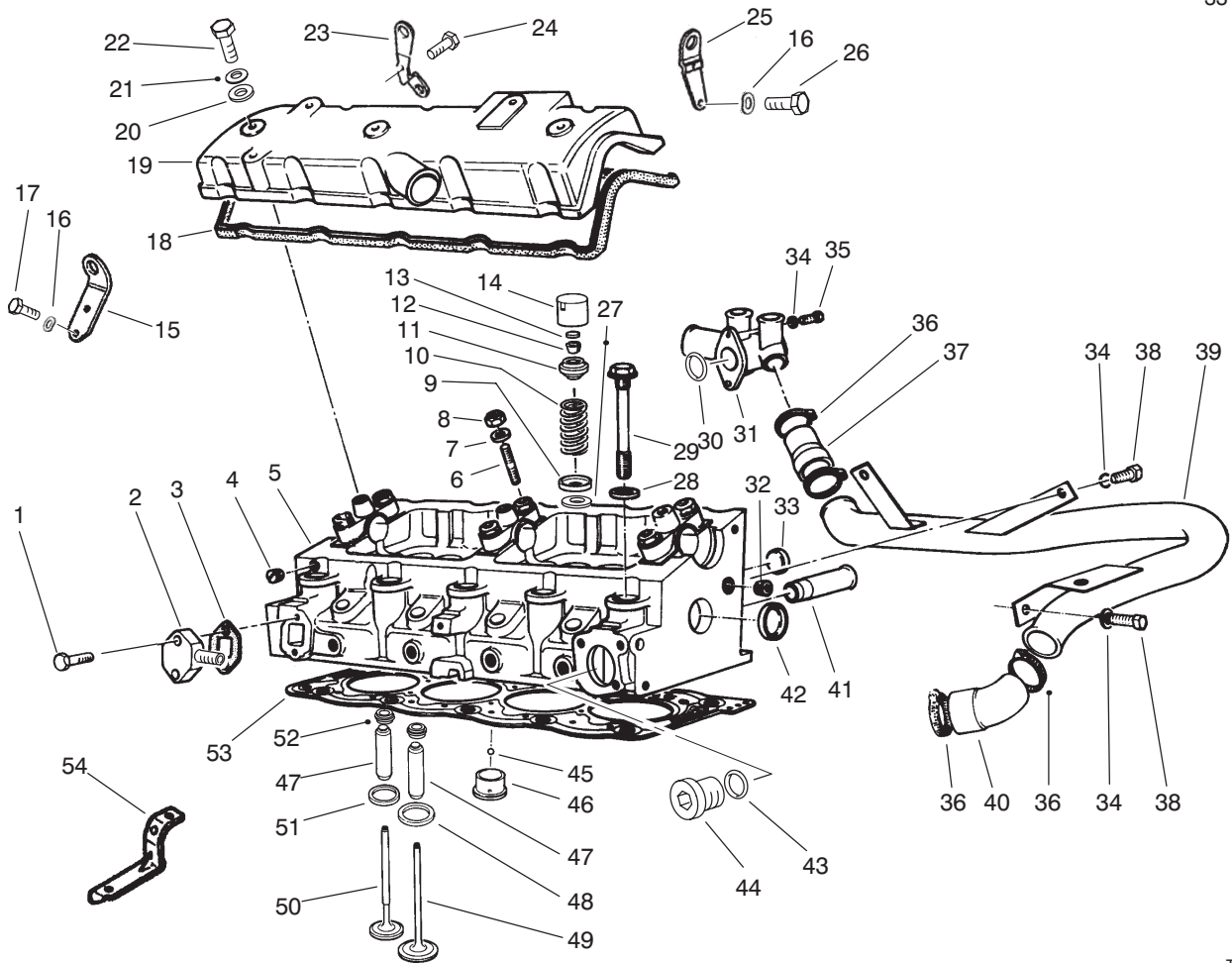
T-0963A

CRANKSHAFT ASSEMBLY

Ref. No.	Part No.	Description	No. Used
1	94-3145	Screw - Cap Hex. Hd.	1
2	94-3146	Washer	1
3	94-3144	Pulley	1
4	74-8100	Gear - Pinion	1
5	74-8110	Sprocket - Oil Pump	1
6	74-8120	Key - Woodruff	2
7	94-3150	Screw - Cap Hex. Hd.	4
8	94-3151	Washer	6
9	74-8140	Cover	1
10	74-8150	Gasket - Cover	1
11	94-3148	Seal - Shaft	1
12	74-8170	Bearing Set (Std.)	2
*	94-3140	Bearing Set (.30mm OS)	2
13	94-3141	Thrust Bearing Set (Std.)	2
*	94-3142	Thrust Bearing Set (.10mm OS)	2
*	74-8210	Thrust Bearing Set (.15mm OS)	2
*	94-3143	Thrust Bearing Set (.20mm OS)	2
14	74-8230	Crankshaft	1
15	94-3147	Seal	1
16	74-7990	Pin	1
17	94-3149	Gear - Flywheel	1
18	74-8270	Pin	3
19	74-8280	Screw - Cap Hex. Hd.	8
20	74-8290	Seal - #1 Bearing Cap	2
21	74-8300	Clip - Piston Pin	8

Ref. No.	Part No.	Description	No. Used
22	74-8310	Pin - Piston	4
23	94-3158	Piston Ring Set Std.	4
*	74-8320	Piston Ring Set - 0.20 mm	4
*	74-8330	Piston Ring Set - 0.50 mm	4
*	74-8340	Piston Ring Set - 0.80 mm	4
24	94-3154	Bushing - Sleeve	4
25	94-3153	Rod - Connecting	4
26		Nut - Hex.	8
27	74-8380	Bearing - Connecting Rod (Std.)	4
*	94-3155	Bearing - Connecting Rod (49.7mm ID)	4
28	94-3156	Bolt - Connecting Rod (Incl. Ref. #26)	8
29	94-3157	Piston Set - Std. (Incl. Ref. #21-23)	1
29	74-8420	Piston Set - Stage #1 (83.13mm OD) (Incl. Ref. #21-23)	1
*	74-8430	Piston Set - Stage #2 (83.43mm OD) (Incl. Ref. #21-23)	1
*	74-8440	Piston Set - Stage #3 (83.73mm OD) (Incl. Ref. #21-23)	1
33	94-3152	Screw - Cap Hex. Hd.	2
34	74-8260	Flywheel	1

*Not Illustrated



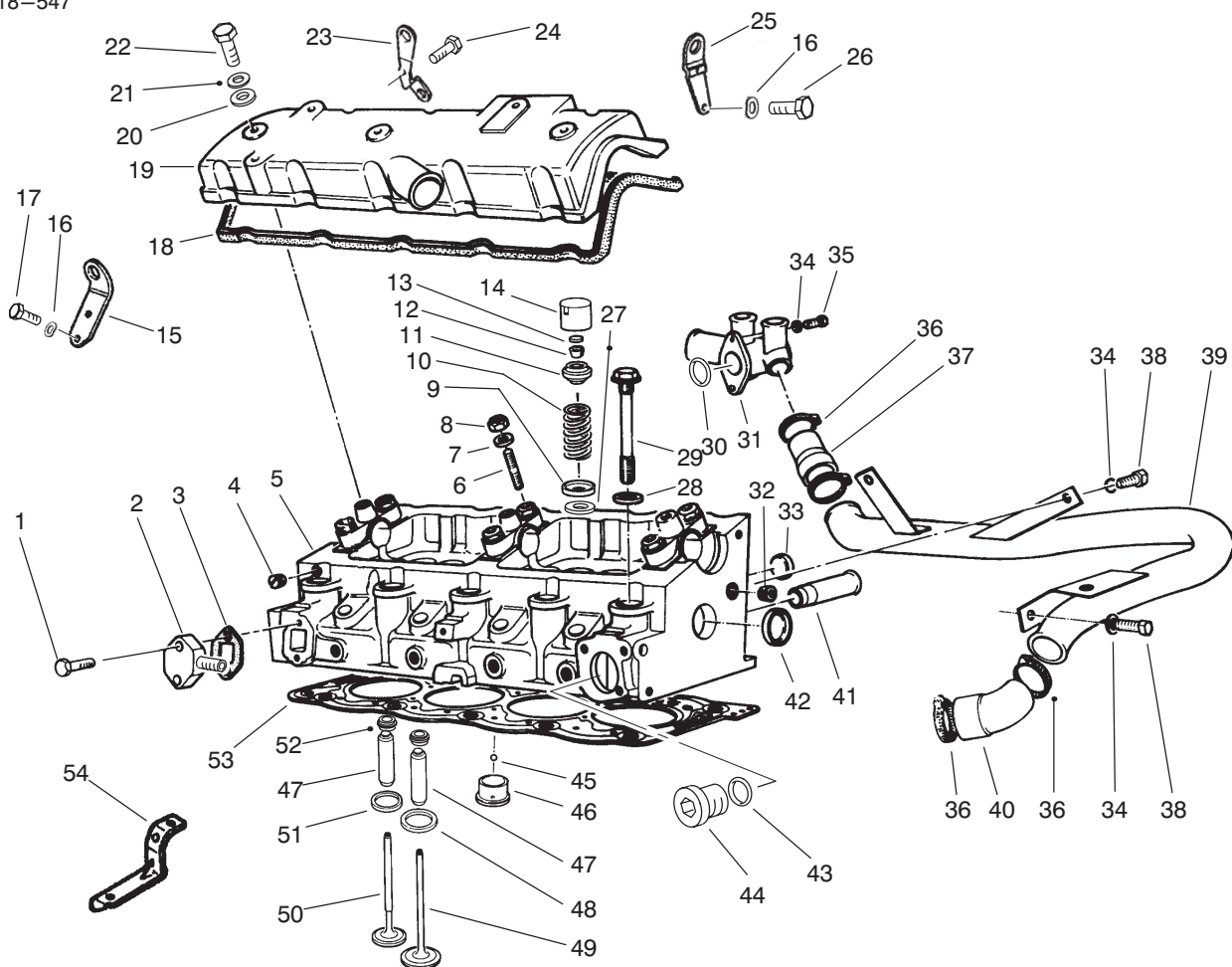
T-2148A

CYLINDER HEAD ASSEMBLY

Ref. No.	Part No.	Description	No. Used
1	94-3123	Screw - Cap Hex. Hd.	2
2	94-3117	Plate	1
3	94-3116	Gasket	1
4	74-7600	Plug	4
5	94-3113	Cylinder Head Assembly	1
6	76-5130	Stud	6
7	74-8900	Washer - Flat	6
8	94-3115	Nut - Lock	6
9	74-6570	Cup - Lower Valve Spring	8
10	74-6560	Spring - Valve	8
11	74-6550	Cup - Upper Valve Spring	8
12	74-7240	Collar - Split	16
13	74-6580	Insert - Valve (1.650mm)	8
*	74-6590	Insert - Valve (1.725mm)	8
*	74-6600	Insert - Valve (1.800mm)	8
*	74-6610	Insert - Valve (1.900mm)	8
*	74-6620	Insert - Valve (1.975mm)	8
*	74-6630	Insert - Valve (2.050mm)	8
*	74-6640	Insert - Valve (2.125mm)	8
*	74-6650	Insert - Valve (2.225mm)	8
*	74-6660	Insert - Valve (2.250mm)	8
*	74-6670	Insert - Valve (2.275mm)	8
*	74-6680	Insert - Valve (2.300mm)	8
*	74-6690	Insert - Valve (2.325mm)	8
*	74-6700	Insert - Valve (2.350mm)	8
*	74-6710	Insert - Valve (2.375mm)	8

Ref. No.	Part No.	Description	No. Used
13	74-6720	Insert - Valve (2.400mm)	8
*	74-6730	Insert - Valve (2.425mm)	8
*	74-6740	Insert - Valve (2.450mm)	8
*	74-6750	Insert - Valve (2.475mm)	8
*	74-6760	Insert - Valve (2.500mm)	8
*	74-6770	Insert - Valve (2.525mm)	8
*	74-6780	Insert - Valve (2.550mm)	8
*	74-6790	Insert - Valve (2.575mm)	8
*	74-6800	Insert - Valve (2.600mm)	8
*	74-6810	Insert - Valve (2.625mm)	8
*	74-6820	Insert - Valve (2.650mm)	8
*	74-6830	Insert - Valve (2.675mm)	8
*	74-6840	Insert - Valve (2.700mm)	8
*	74-6850	Insert - Valve (2.725mm)	8
*	74-6860	Insert - Valve (2.750mm)	8
*	74-6870	Insert - Valve (2.775mm)	8
*	74-6880	Insert - Valve (2.800mm)	8
*	74-6890	Insert - Valve (2.825mm)	8
*	74-6900	Insert - Valve (2.850mm)	8
*	74-6910	Insert - Valve (2.875mm)	8
*	74-6920	Insert - Valve (2.900mm)	8
*	74-6930	Insert - Valve (2.925mm)	8
*	74-6940	Insert - Valve (2.950mm)	8
*	74-6950	Insert - Valve (2.975mm)	8
*	74-6960	Insert - Valve (3.000mm)	8
*	74-6970	Insert - Valve (3.025mm)	8

*Not Illustrated

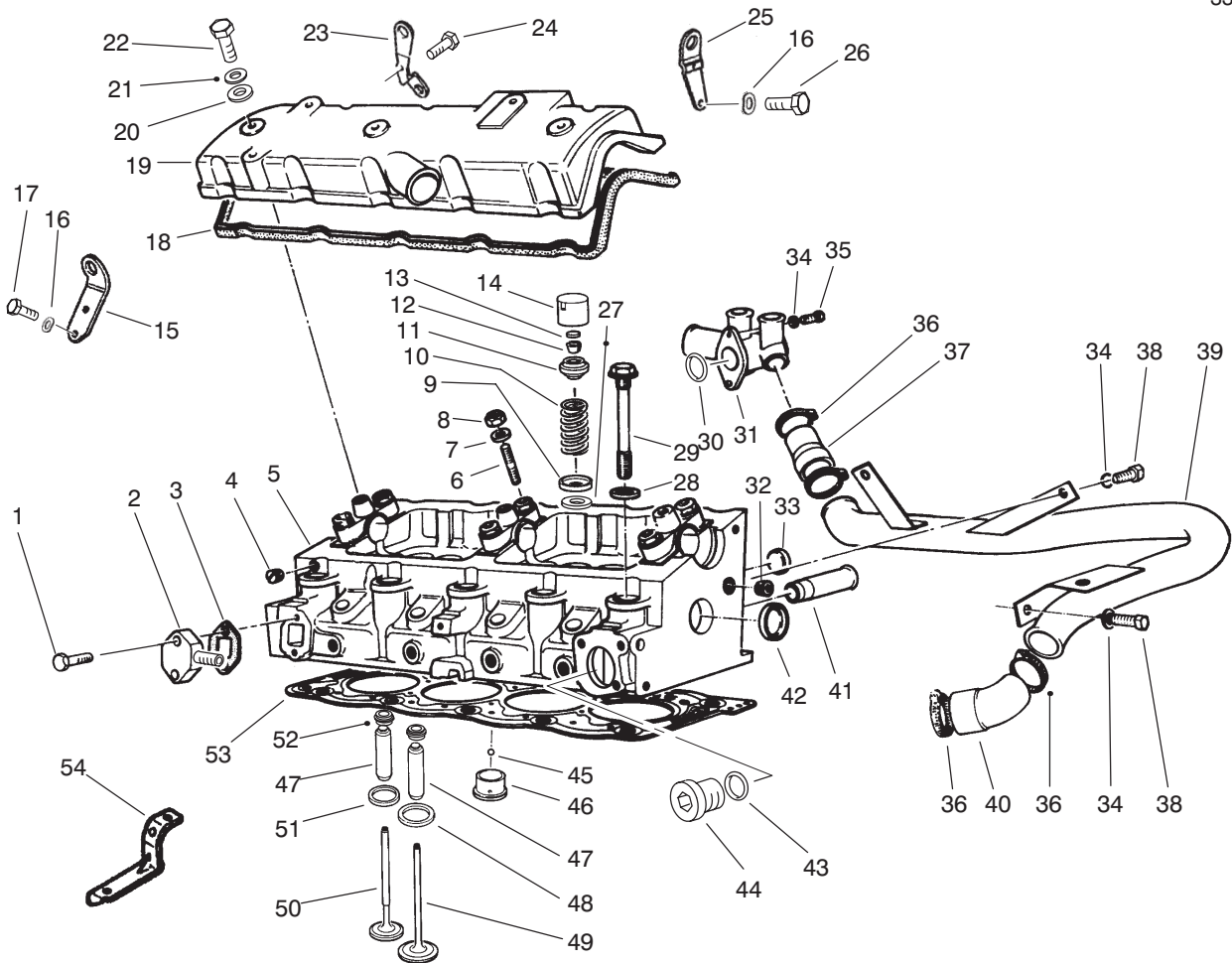


T-2148A

CYLINDER HEAD ASSEMBLY (Continued)

Ref. No.	Part No.	Description	No. Used	Ref. No.	Part No.	Description	No. Used
13	74-6980	Insert - Valve (3.050mm)	8	14	74-6540	Tappet - Valve	8
*	74-6990	Insert - Valve (3.075mm)	8	15	94-3135	Bracket - Lifting	1
*	74-7000	Insert - Valve (3.100mm)	8	16	74-7560	Washer - Spring	3
*	74-7010	Insert - Valve (3.125mm)	8	17	76-5440	Screw	2
*	74-7020	Insert - Valve (3.150mm)	8	18	74-7630	Gasket - Valve Cover	1
*	74-7030	Insert - Valve (3.175mm)	8	19	74-7640	Cover - Valve	1
*	74-7040	Insert - Valve (3.200mm)	8	20	74-7650	Washer - Flat	3
*	74-7050	Insert - Valve (3.225mm)	8	21	94-3125	Washer	3
*	74-7060	Insert - Valve (3.250mm)	8	22	94-3124	Bolt - Valve Cover	3
*	74-7070	Insert - Valve (3.275mm)	8	23	94-3136	Bracket - Lifting	1
*	74-7080	Insert - Valve (3.300mm)	8	24	94-3138	Screw	1
*	74-7090	Insert - Valve (3.325mm)	8	25	94-3137	Bracket - Lifting	1
*	74-7100	Insert - Valve (3.350mm)	8	26	94-3139	Screw	1
*	74-7110	Insert - Valve (3.375mm)	8	27	94-3174	Washer	8
*	74-7120	Insert - Valve (3.400mm)	8	28	74-7270	Washer - Flat	10
*	74-7130	Insert - Valve (3.425mm)	8	29	74-7260	Bolt - Head	10
*	74-7140	Insert - Valve (3.450mm)	8	30	94-3197	O-Ring	1
*	74-7150	Insert - Valve (3.475mm)	8	31	94-3196	Inlet - Water	1
*	74-7160	Insert - Valve (3.500mm)	8	32	94-3118	Plug	1
*	74-7170	Insert - Valve (3.550mm)	8	33	74-7840	Plug - 27 mm Dia.	2
*	74-7180	Insert - Valve (3.625mm)	8	*	94-3108	Plug - 27.5 mm Dia.	2
*	74-7190	Insert - Valve (3.700mm)	8	*	94-3109	Plug - 28.5 mm Dia.	2
*	74-7200	Insert - Valve (3.775mm)	8	34	68-9420	Washer - Lock	5
*	74-7210	Insert - Valve (3.850mm)	8	35	48-9460	Screw - Cap Hex. Hd.	2
*	74-7220	Insert - Valve (3.925mm)	8	36	2412-129	Clamp - Hose	4
*	74-7230	Insert - Valve (4.000mm)	8	37	94-3200	Hose - By-Pass	1

*Not Illustrated



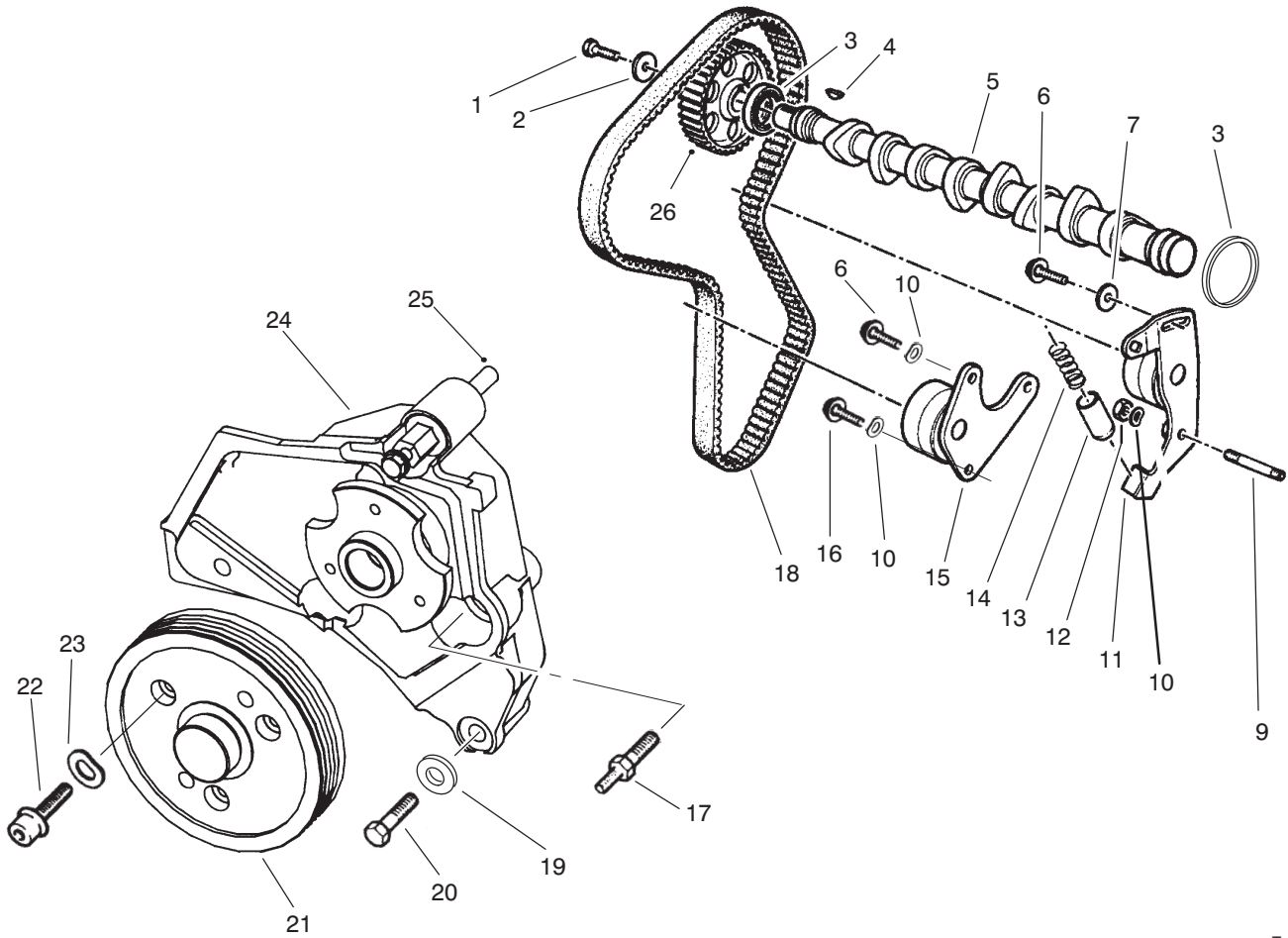
T-2148A

CYLINDER HEAD ASSEMBLY (Continued)

Ref. No.	Part No.	Description	No. Used
38	48-7700	Screw - Cap Hex. Hd.	3
39	94-3199	Pipe - By-Pass	1
40	94-3201	Hose - By-Pass	1
41	74-7400	Tube	1
42	74-7840	Plug	2
43	94-3122	Gasket	1
44	94-3121	Plug	1
45	74-7420	Ball	4
46	74-7430	Chamber - Turbulence (32.45mm)	4
*	74-7440	Chamber - Turbulence (32.65mm)	4
47	92-7792	Guide - Valve (14.29mm)	8
*	92-7793	Guide - Valve (14.59mm)	8
48	74-7450	Seat - Intake Valve (39.3mm)	4
*	74-7460	Seat - Intake Valve (39.5mm)	4

Ref. No.	Part No.	Description	No. Used
49	74-7480	Valve - Intake	4
50	92-7794	Valve - Exhaust	4
51	92-7795	Seat - Exhaust Valve (34.5mm)	4
52	92-7791	Seal - Valve	8
53	94-8132	Gasket - Head (1.48 mm)	1
*	94-8133	Gasket - Head (1.52 mm)	1
*	94-8134	Gasket - Head (1.58 mm)	1
*	94-8135	Gasket - Head (1.62 mm)	1
54	94-3120	Bracket	1
*	74-7670	Head Bolt & Washer Set (Incl. Ref. #28 & 29)	1
*	94-3119	Kit - Gasket	1

*Not Illustrated

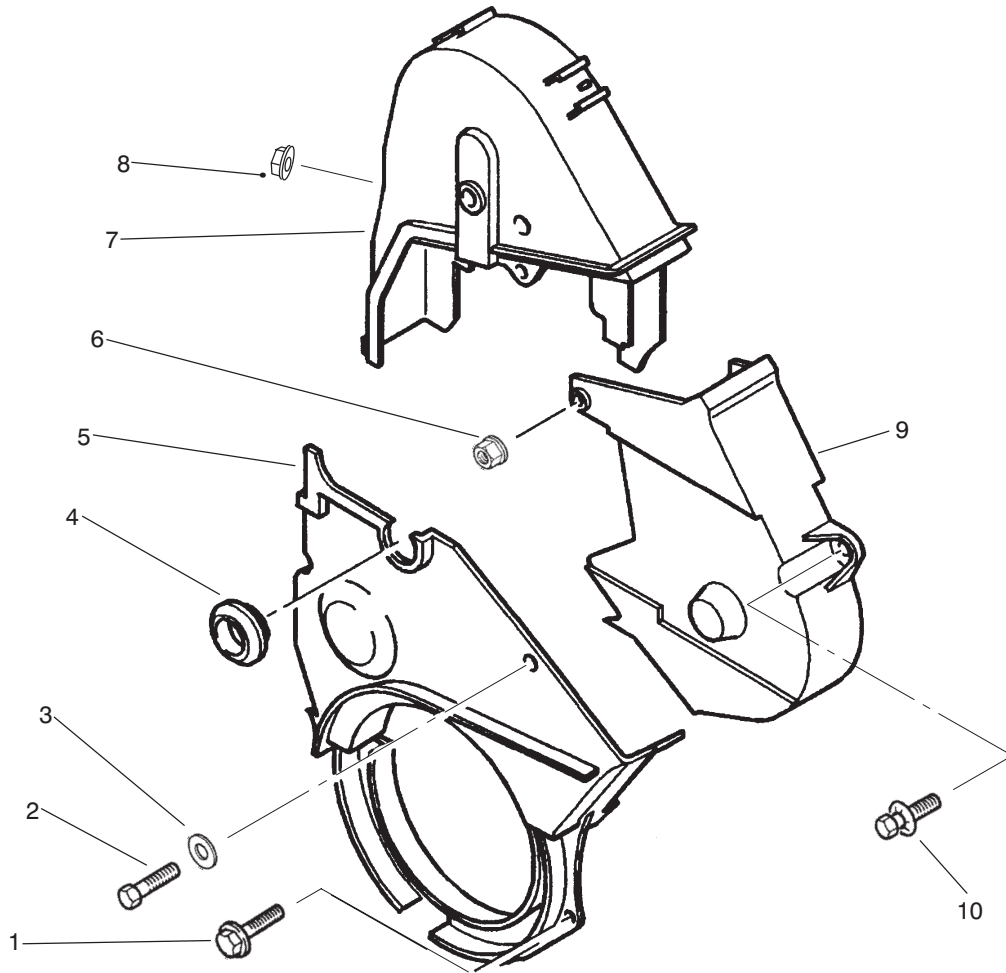


T-2141

CAMSHAFT & FAN SUPPORT ASSEMBLY

Ref. No.	Part No.	Description	No. Used
1	77-3440	Screw	2
2	77-3450	Washer	2
3	77-3420	Gasket	2
4	77-3410	Key	1
5	77-3400	Camshaft	1
6	94-3163	Screw	1
7	94-3166	Washer - Flat	1
9	94-3162	Stud	1
10	94-3164	Washer - Spring	4
11	94-3159	Roller Assembly	1
12	94-3165	Nut - Lock	1
13	77-3520	Cup	1
14	77-3510	Spring	1

Ref. No.	Part No.	Description	No. Used
15	94-3160	Roller Assembly	1
16	94-3161	Screw	2
17	94-3170	Screw	1
18	74-8830	Belt	1
19	94-3172	Washer	3
20	94-3171	Screw	2
21	94-3168	Pulley - Fan	1
22	94-3173	Screw	3
23	76-5010	Washer	3
24	94-3167	Bracket - Fan	1
25	94-3169	Screw	1
26	92-7787	Pulley - Camshaft	1

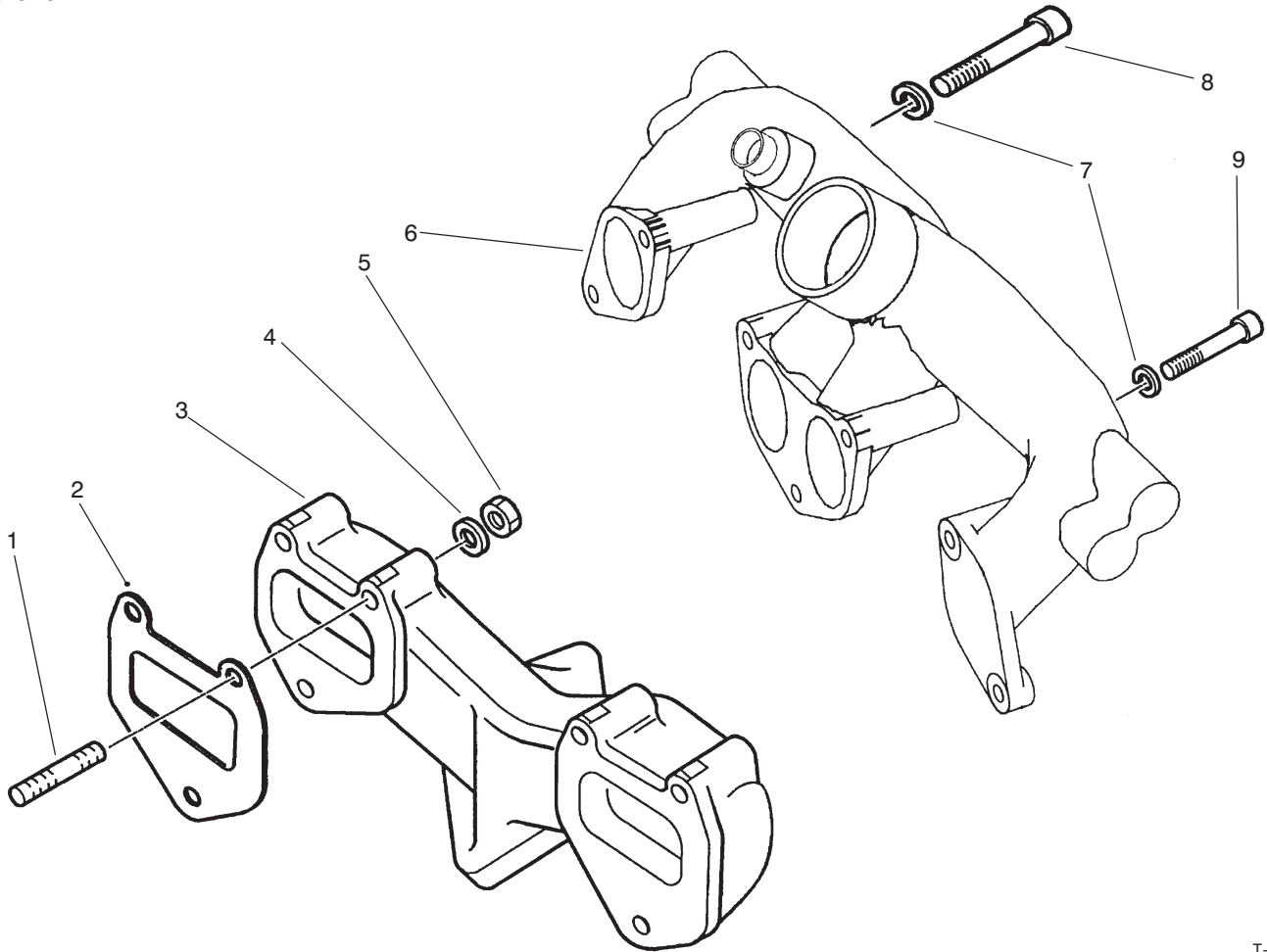


T-2140

TIMING COVER

Ref. No.	Part No.	Description	No. Used
1	94-3132	Screw	2
2	94-3130	Screw	1
3	94-3125	Washer - Flat	1
4	94-3129	Plug	1
5	94-3126	Protector - Lower	1

Ref. No.	Part No.	Description	No. Used
6	94-3133	Nut W/Washer	1
7	94-3127	Case - Timing, Left	1
8	94-3134	Nut	1
9	94-3128	Case - Timing, Right	1
10	94-3131	Screw	1



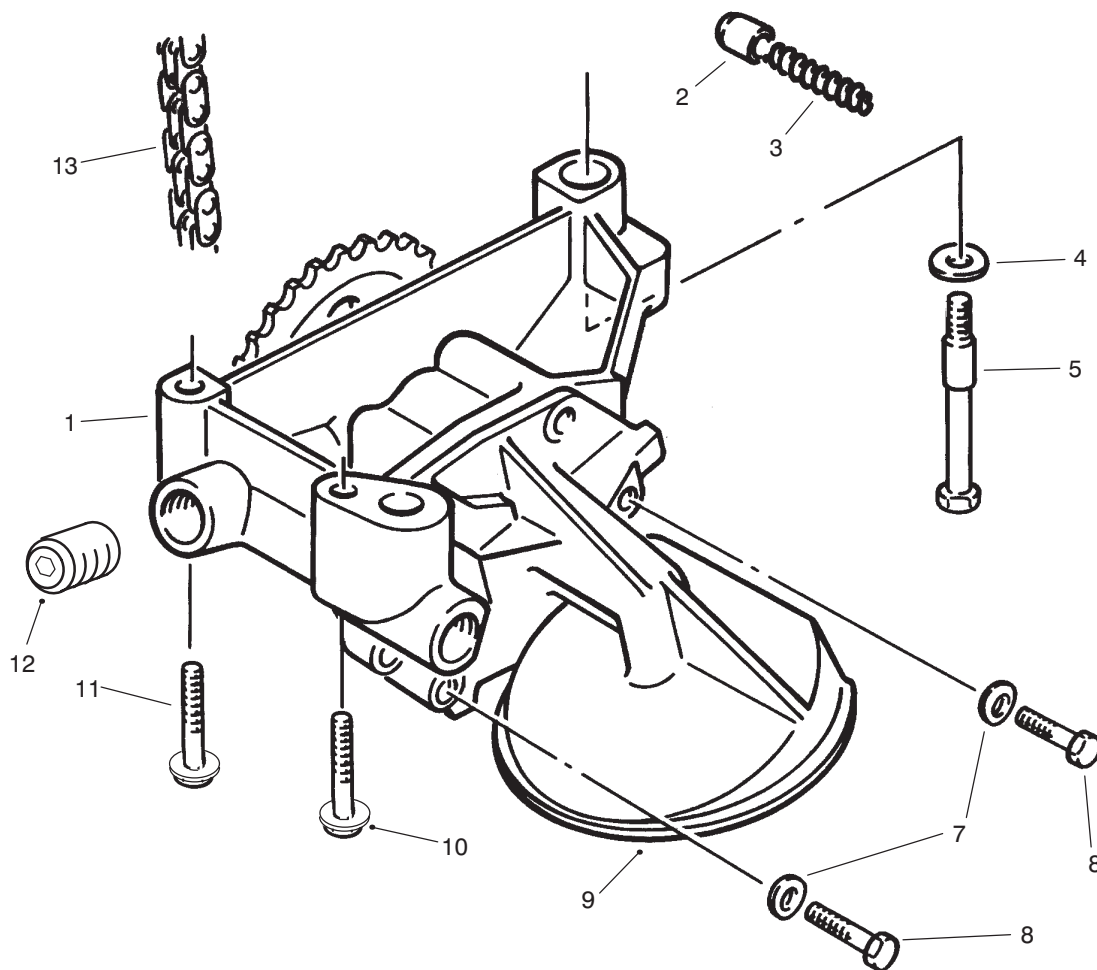
T-2149

INTAKE & EXHAUST MANIFOLD ASSEMBLY

Ref. No.	Part No.	Description	No. Used
1	77-3300	Stud	6
2	77-3310	Gasket	2
3	94-3215	Manifold - Intake	1
4	68-9420	Washer - Lock	6
5	77-3320	Nut - Hex	6

Ref. No.	Part No.	Description	No. Used
6	77-3340	Manifold - Exhaust	1
7	94-3164	Washer - Spring	7
8	94-3216	Screw	5
9	94-3217	Screw	4
*	94-3218	Screw	1

*Not Illustrated

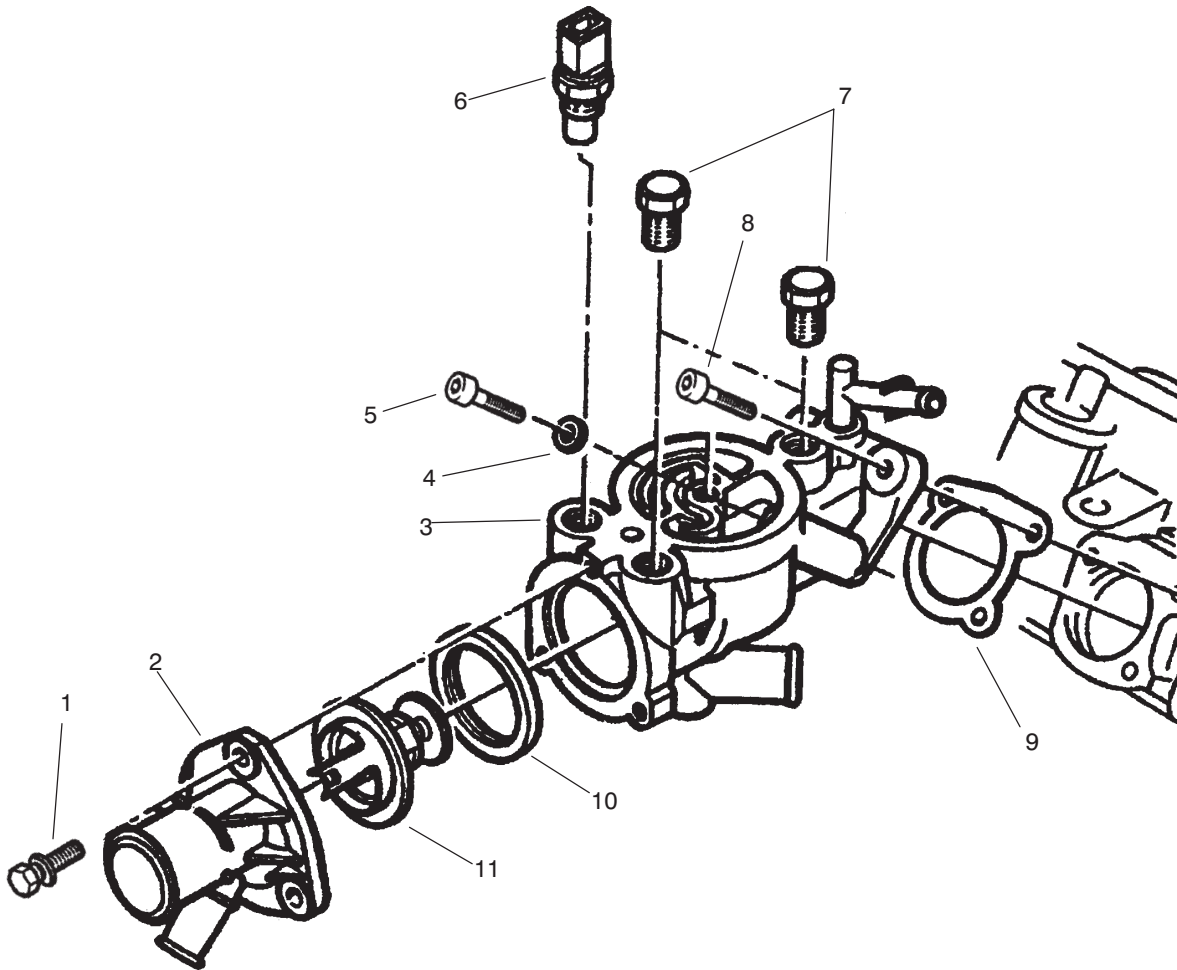


T-0964B

OIL PUMP ASSEMBLY

Ref. No.	Part No.	Description	No. Used
1	76-5070	Oil Pump Assembly	1
2	94-3176	Gear - Oil Pump	1
3	76-5090	Spring - Piston	1
4	94-3179	Washer - Spring	3
5	76-5100	Bolt - Shoulder	1
7	76-5010	Washer - Spring	5

Ref. No.	Part No.	Description	No. Used
8	94-3124	Screw - Cap Hex. Hd.	2
9	94-3178	Strainer	1
10	77-3470	Screw	1
11	77-3490	Screw	1
12	94-3177	Plug	2
13	76-5170	Chain - Pump Drive	1

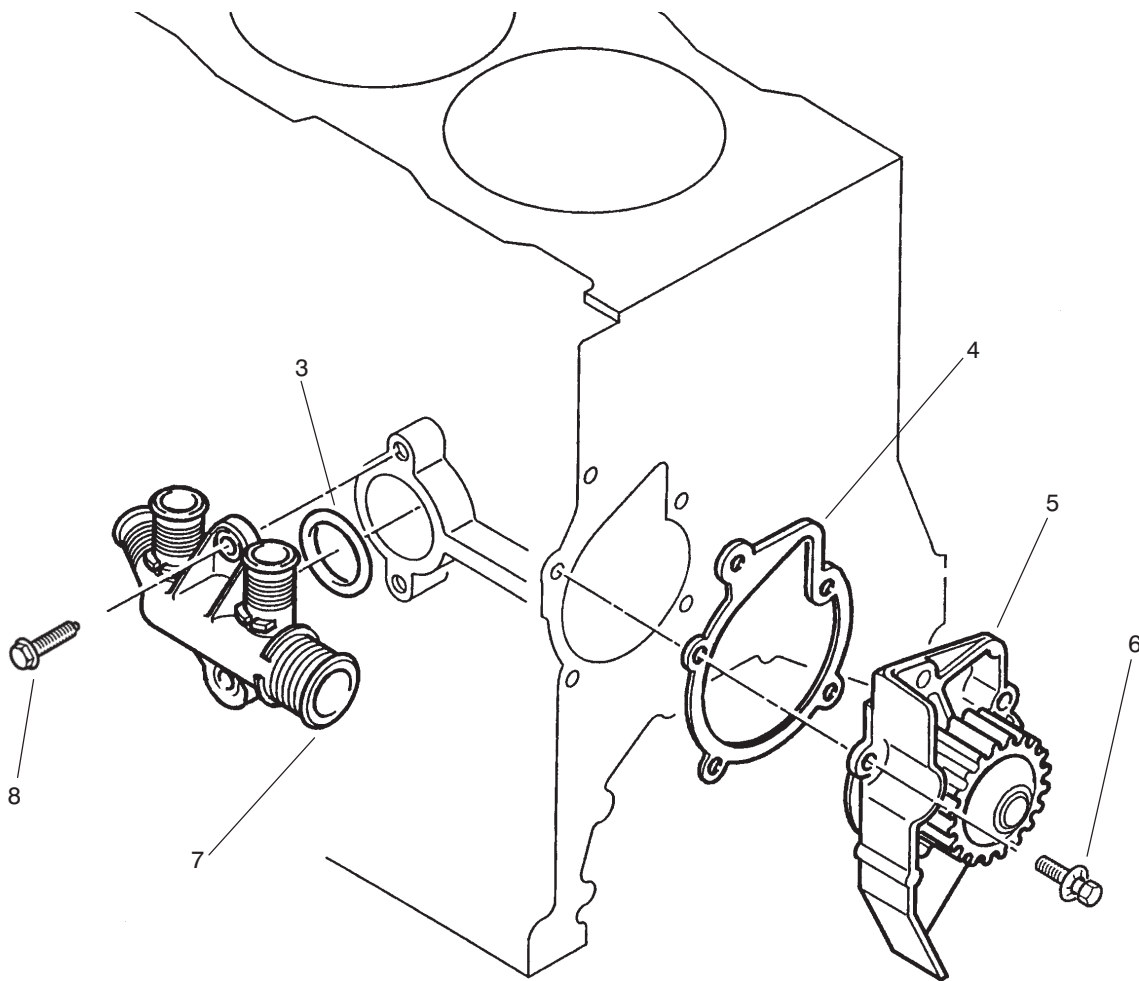


T-2143

COLLECTOR ASSEMBLY

Ref. No.	Part No.	Description	No. Used
1	94-3131	Screw	3
2	94-3208	Stub - Outlet	1
3	94-3205	Box - Outlet	1
4	94-3207	Ring	1
5	94-3214	Screw	1
6	94-3211	Temp Sending Unit	1

Ref. No.	Part No.	Description	No. Used
7	94-3212	Plug	2
8	94-3213	Screw	1
9	94-3206	Gasket	1
10	94-3210	Gasket	1
11	94-3209	Thermostat	1



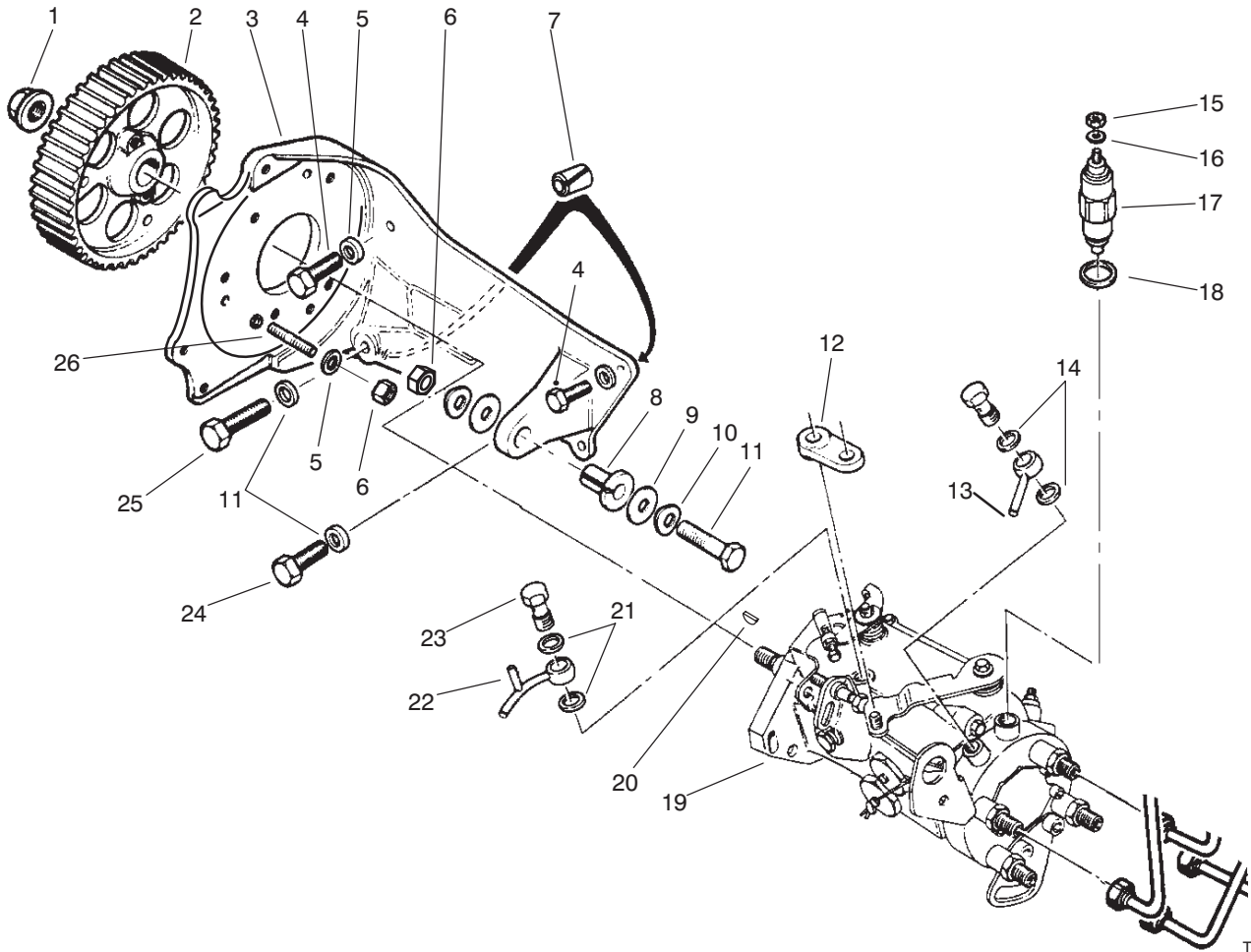
T-2144A

WATER PUMP ASSEMBLY

Ref. No.	Part No.	Description	No. Used
3	94-3197	O-Ring	1
4	94-3195	Gasket - Pump, Water	1
5	94-3194	Cover - Pump, Water (Incl. Ref. #4)	1

Ref. No.	Part No.	Description	No. Used
6	76-5500	Screw	5
7	94-3196	Inlet - Water	1
8	94-3198	Screw	2

3318-547

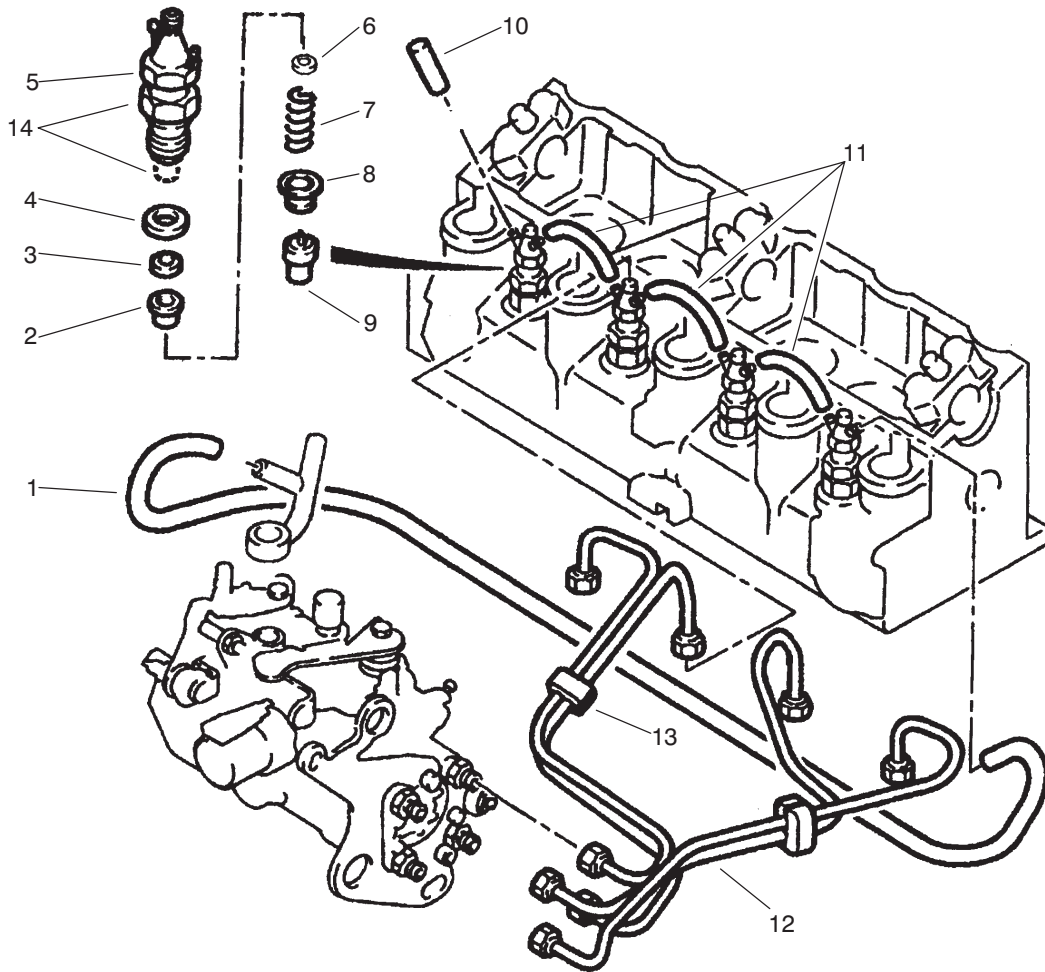


T-2146

FUEL INJECTION PUMP ASSEMBLY

Ref. No.	Part No.	Description	No. Used
1	76-4950	Nut	1
2	76-4940	Gear - Pump, Injection	1
3	94-3220	Bracket	1
4	94-3225	Screw	2
5	76-4930	Washer	3
6	94-3165	Nut	4
7	74-8610	Pin	2
8	74-8630	Bushing - Flange	1
9	94-3224	Washer - Flat	2
10	94-3164	Washer - Spring	6
11	94-3221	Screw	1
12	74-8650	Journal	1
13	74-8670	Union - Inlet	1

Ref. No.	Part No.	Description	No. Used
14	74-8680	Gasket	2
15	94-3251	Nut	1
16	74-8710	Washer	1
17	74-8720	Valve - Solenoid	1
18	94-3274	O-Ring	1
19	94-3219	Pump - Injection	1
20	94-3222	Key	1
21	74-8870	Gasket	2
22	94-3249	Tube - Outlet	1
23	94-3250	Screw - Connection	1
24	94-3161	Screw	1
25	94-3223	Screw	1
26	76-4910	Stud	3

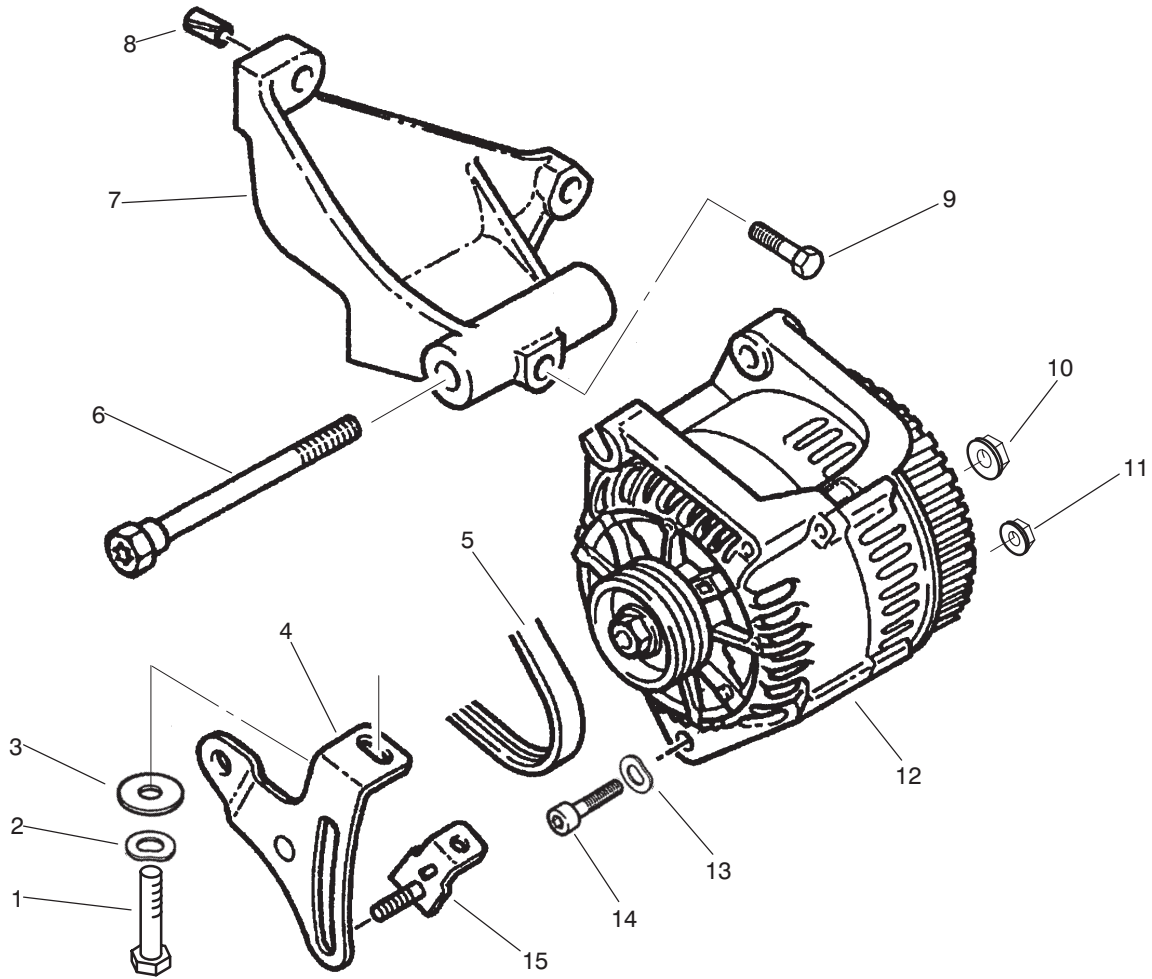


T-2145A

FUEL INJECTOR ASSEMBLY

Ref. No.	Part No.	Description	No. Used	Ref. No.	Part No.	Description	No. Used
1	94-3230	Hose	1	6	94-3242	Washer - 1.30 mm	4
2	76-5540	Plug	4	*	94-3243	Washer - 1.33 mm	4
3	76-5530	Gasket - Injector	4	*	94-3244	Washer - 1.36 mm	4
4	94-3226	Gasket - Injector	4	*	94-3245	Washer - 1.39 mm	4
5	76-5520	Holder - Injector	4	*	94-3246	Washer - 1.42 mm	4
6	94-3232	Washer - 0.79 mm	4	*	94-3247	Washer - 1.45 mm	4
*	94-3233	Washer - 0.82 mm	4	*	94-3248	Washer - 1.48 mm	4
*	94-3234	Washer - 0.85 mm	4	7	94-3228	Spring	4
*	94-3235	Washer - 0.88 mm	4	8	94-3227	Spacer	4
*	94-3236	Washer - 0.91 mm	4	9	94-8147	Nozzle - Injector	4
*	94-3237	Washer - 0.94 mm	4	10	74-8770	Plug	1
*	94-3238	Washer - 0.97 mm	4	11	94-3229	Union	3
*	94-3239	Washer - 1.00 mm	4	12	74-8750	Pipe	1
*	94-3240	Washer - 1.03 mm	4	13	94-3231	Bracket	2
*	94-3241	Washer - 1.06 mm	4	14	76-5600	Asm. - Holder, Injector	4

*Not Illustrated

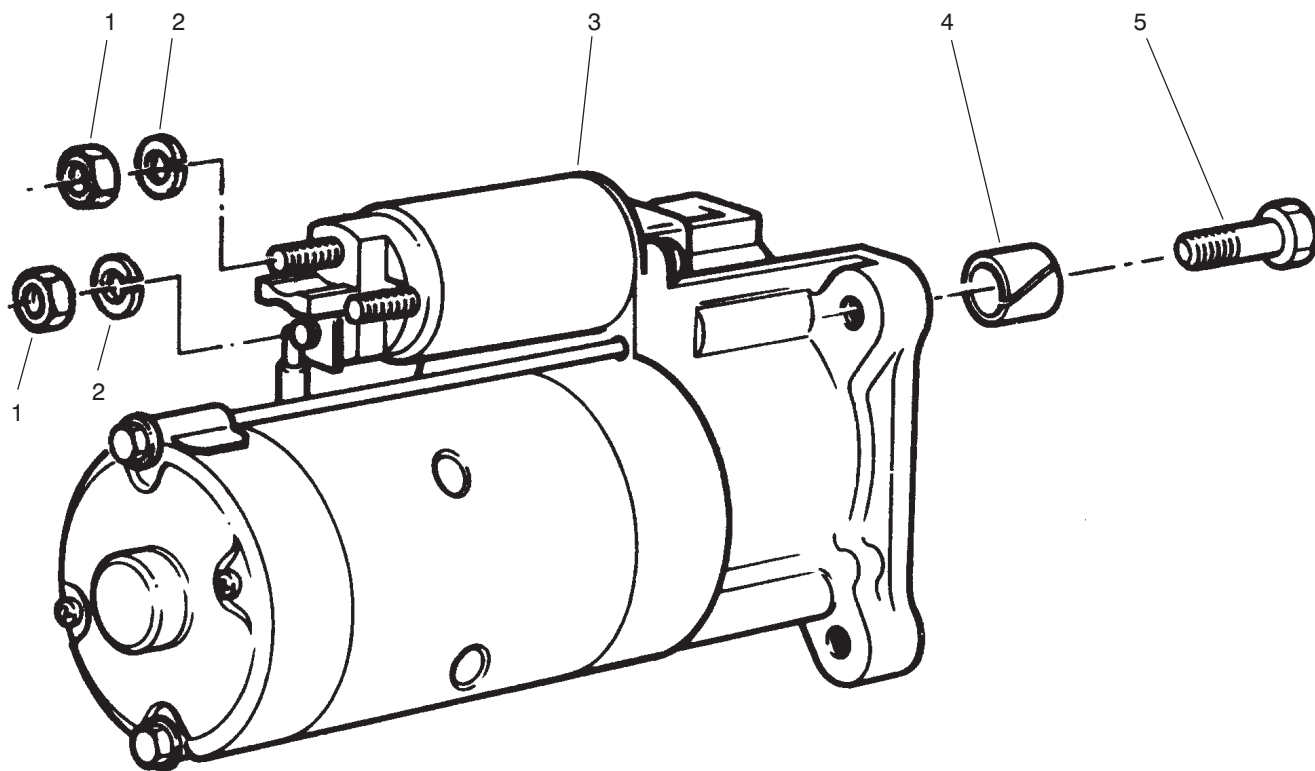


T-2147

ALTERNATOR ASSEMBLY

Ref. No.	Part No.	Description	No. Used
1	76-5060	Screw	1
2	76-5010	Washer - Spring	1
3	94-3260	Washer - Flat	1
4	94-3255	Slide	1
5	94-3256	Belt	1
6	94-3254	Screw	1
7	94-3253	Bracket	1
8	74-8610	Pin	2

Ref. No.	Part No.	Description	No. Used
9	94-3259	Screw	1
10	94-3262	Nut	1
11	94-3261	Nut	1
12	94-3252	Alternator	1
13	94-3257	Washer - Spring	1
14	94-3258	Screw	1
15	76-4990	Bracket	1



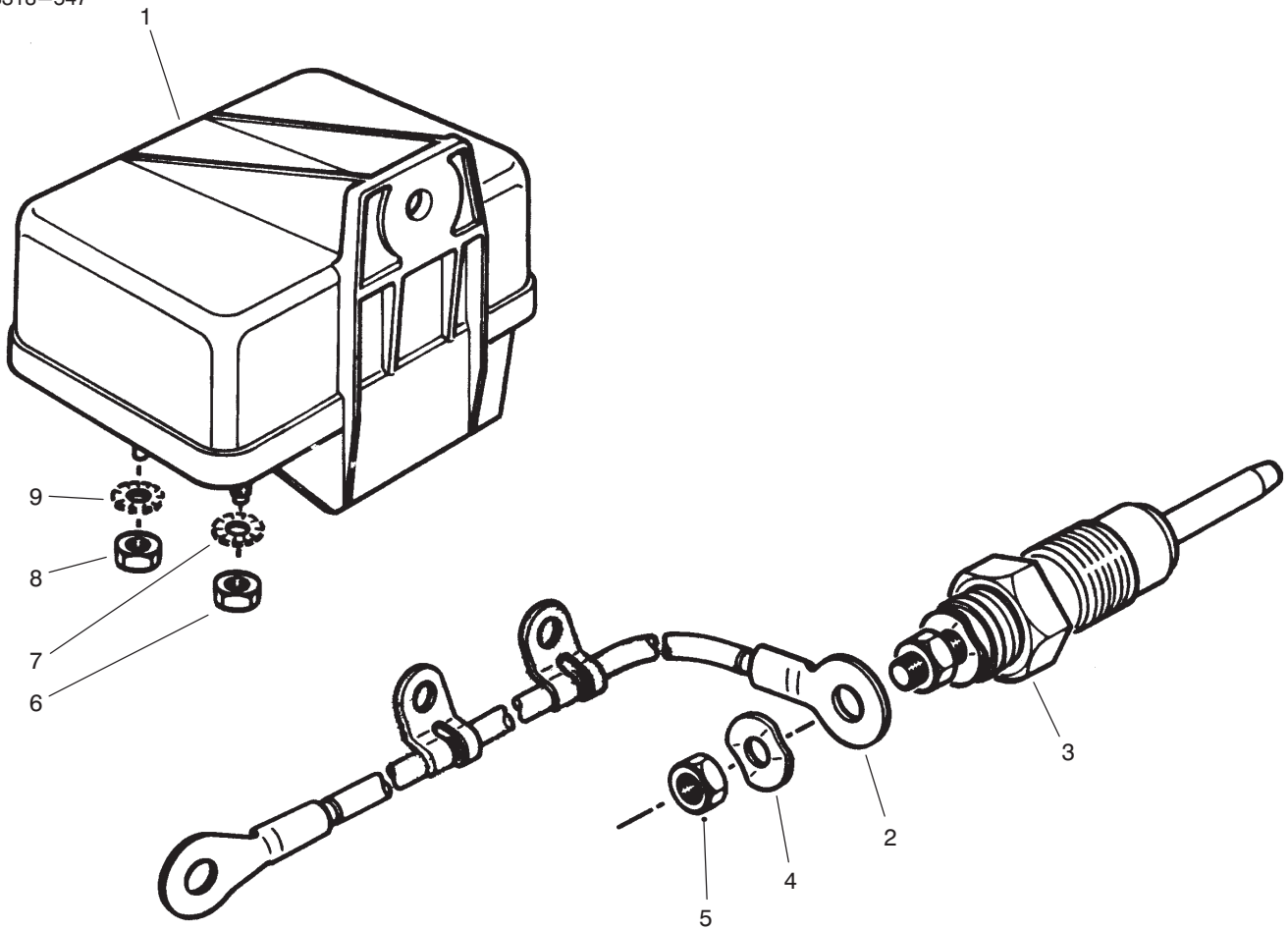
T-0968A

STARTER ASSEMBLY

Ref. No.	Part No.	Description	No. Used
1	46-0330	Nut-Hex	2
2	76-5570	Washer-Lock	2
3	94-3263	Starter	1
4	76-5590	Sleeve - Spring	1

Ref. No.	Part No.	Description	No. Used
5	48-7810	Screw-Mounting	3
*	94-3275	Solenoid - Starter	1

*Not Illustrated

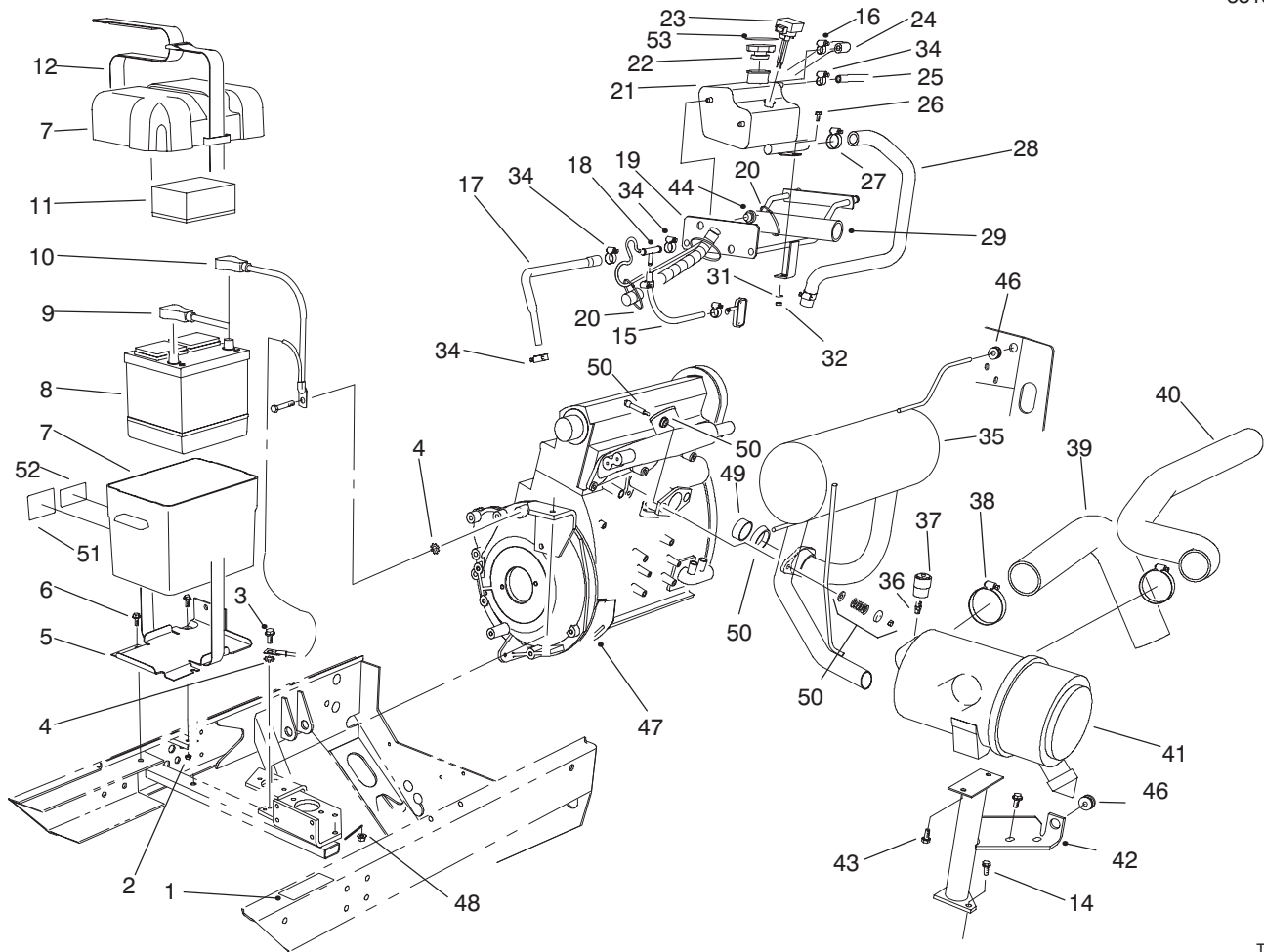


T-0972A

GLOW PLUG & GLOW RELAY

Ref. No.	Part No.	Description	No. Used
1	76-5260	Relay - Glow Plug	1
2	94-3265	Cable - Glow Plug	4
3	94-3264	Plug - Glow	4
4	76-5290	Washer - Spring	4
5	94-3266	Nut - Hex.	4

Ref. No.	Part No.	Description	No. Used
6	94-3267	Nut - Lock	1
7	76-5310	Washer - E.T.L.W.	1
8	94-3251	Nut - Lock	1
9	74-8710	Washer - E.T.L.W.	1



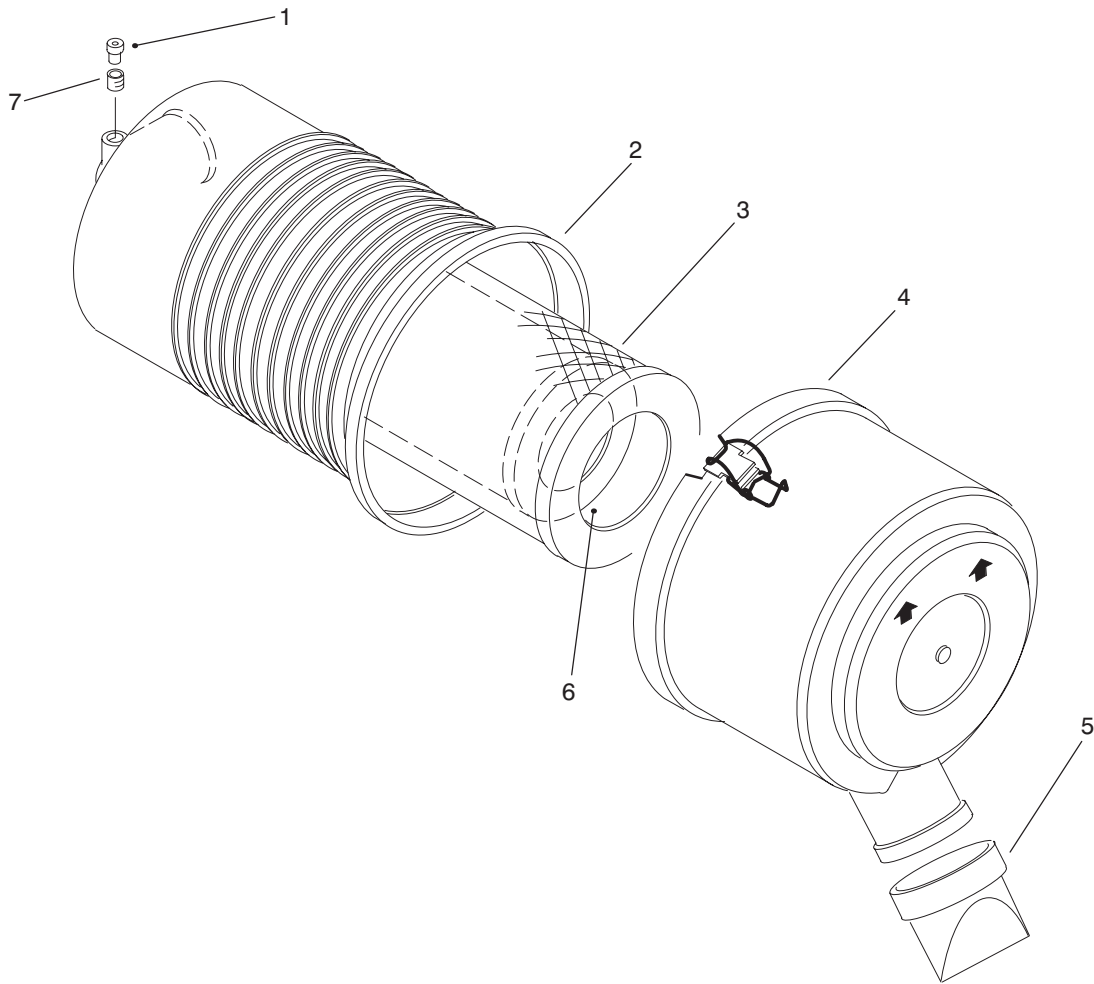
T-2373A

ENGINE COMPONENTS ASSEMBLY

Ref. No.	Part No.	Description	No. Used	Ref. No.	Part No.	Description	No. Used
1	93-9198	Decal - Hot Surface	1	27	2412-129	Clamp - Hose	2
1	93-1265	Decal - Hot Surface (Europe)	1	28	93-7589	Hose - Overflow	1
2	3296-29	Nut - Lock	1	29	93-4215	Hose - Radiator, Upper Rear	1
4	3255-9	Washer - Lock, Ext. Tooth	2	31	33093-00	Washer	1
5	93-7974	Plate - Battery, Box	1	32	33023-00	Nut - Lock	1
6	3234-5	Screw - Flange Hd.	3	34	2412-36	Clamp - Hose	4
7	93-7595	Assembly - Box, Battery	1	35	93-9178	Muffer	1
†8		Battery	1	*	94-2849	Muffer - Spark Arrestor	1
9	75-1370	Cable - Battery, Positive	1	36	94-1416	Adapter - Indicator	1
10	94-1411	Cable - Battery, Negative	1	37	93-9164	Indicator - Service	1
11	93-7968	Pad - Foam, Battery	1	38	2412-125	Clamp - Hose	2
12	94-1445	Strap - Battery	1	39	94-2624	Hose - Manifold	1
14	33105-030	Screw - Hex. Hd. Flange	2	40	93-7584	Hose - Intake	1
15	63-7622	Hose - Fuel	1	41	93-7485	Assembly - Filter, Air	1
16	2412-108	Clamp - Hose	3	42	94-8108	Support - Filter, Air	1
17	94-2630	Hose - Return	1	43	33104-016	Screw - Hex. Hd. Flange	2
18	93-4207	Fitting - Tee	1	†44	94-2801	Grommet - Rubber	2
19	94-1408	Wireform - Overflow	1	46	94-2812	Grommet	2
20	3290-378	Tie - Cable	3	†47	77-3600	Plate - Closing	1
†21	93-7571	Box - Degassing	1	48	33005-00	Nut - Hex. Flange	2
†22	94-2800	Cap - Radiator	1	†49	94-2815	Sleeve - Exhaust Flange	1
22	66-3240	Cap - Radiator (Europe)	1	†50	94-2814	Kit - Exhaust Coupler	1
†23	93-7572	Sensor - Water Level	1	51	93-6668	Decal - Charging (Europe)	1
24	93-7591	Hose - Return	1	52	93-7276	Decal - Danger (Europe)	1
25	92-7424	Hose - Overflow, Radiator	1	53	93-7840	Decal - Cap (Europe)	1
26	33103-020	Screw - Hex. Hd. Flange	1				

† Furnished with engine.

‡ Obtain locally.

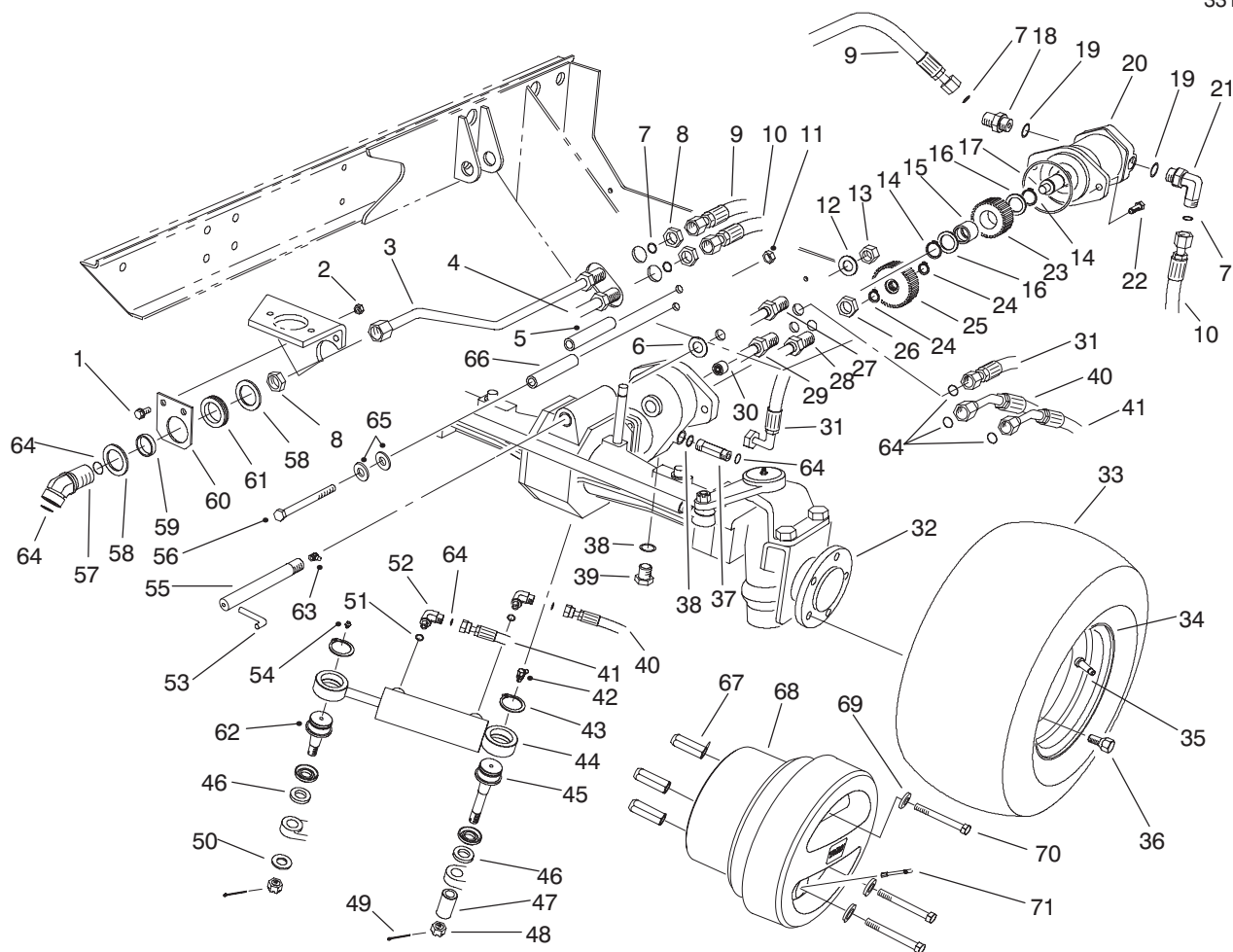


T-2076

AIR CLEANER ASSEMBLY NO. 93-7485

Ref. No.	Part No.	Description	No. Used
1	93-9164	Indicator	1
2		Asm. - Body	1
3	94-1412	Filter - Primary	1
4	93-5986	Asm. - Cover	1

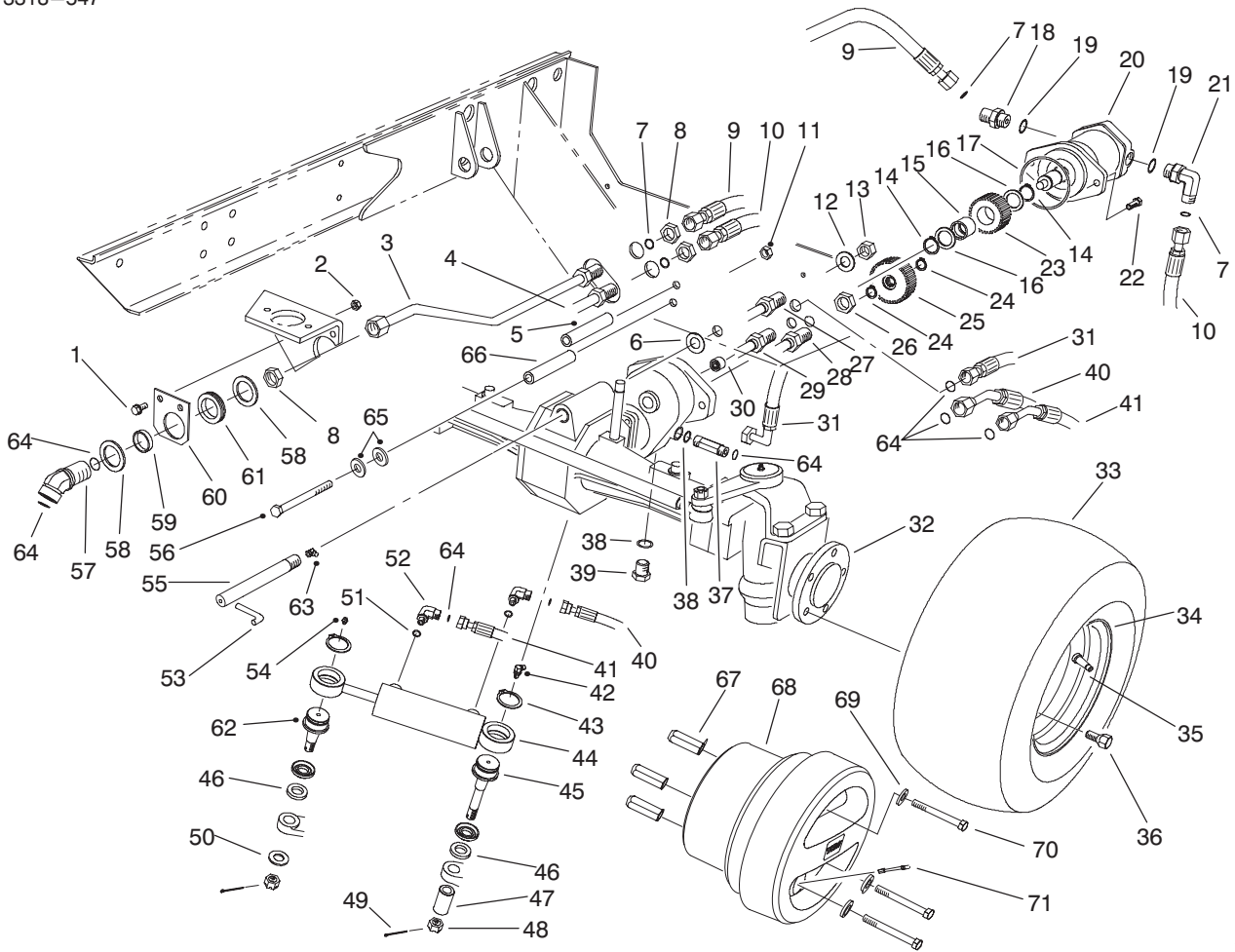
Ref. No.	Part No.	Description	No. Used
5	94-1414	Valve - Vacuator	1
6	94-1413	Filter - Safety	1
7	94-1416	Asm. - Adaptor	1



T-2077C

4-WD AXLE ASSEMBLY (Model No. 03801)

Ref. No.	Part No.	Description	No. Used	Ref. No.	Part No.	Description	No. Used
1	323-6	Screw - Cap Hex. Hd.	2	23	92-7587	Gear - Driver	1
2	32128-21	Nut - Hex. Hd. Flange	2	24	32120-15	Ring - Retaining	2
3	92-7472	Assembly - Tube, Rear	1	25	92-7586	Gear - Driven	1
4	92-7473	Assembly - Tube, Rear	1	26	340-70	Nut - Lock	2
5	76-8350	Stop - Axle, 2WD	2	27	92-7553	Assy. - Tube, Rear Drain	1
5	76-8350	Stop - Axle, 4WD	3	28	92-7495	Assy. - Tube, Steering	1
6	93-7247	Washer - Thrust	1	29	92-7494	Assy. - Tube, Steering	1
7	237-58	O-Ring	6	30	74-5700	Bearing - Needle	1
8	340-126	Nut - Bulkhead	3	31	92-7534	Assembly - Hose	1
9	92-7536	Assy. - Hose, Rear Motor	1	32	93-7780	Axle - 4WD	1
10	92-7537	Assy. - Hose, Rear Motor	1	33	86-5910	Tire	2
11	3296-23	Nut - Lock	2	34	217-125	Wheel	2
12	3256-29	Washer - Flat	1	35	232-27	Stem - Valve	2
13	94-8000	Nut - Lock	1	36	74-5500	Bolt - Wheel	10
14	32151-96	Ring - Retaining	1	37	340-2	Adapter	1
15	71-4580	Clutch - Roller	1	38	237-42	O-Ring	2
16	71-4590	Washer - Thrust	2	39	353-508	Plug	1
17	237-166	O-Ring	1	40	92-7539	Assembly - Hose	1
18	340-9	Fitting - Hydraulic (Incl. Ref. #7 & 19)	1	41	92-7538	Assembly - Hose	1
19	237-81	O-Ring	2	42	302-60	Fitting - Grease 90°	1
20	92-7386	Motor - Hydraulic	1	43	32151-104	Ring - Retaining	2
21	340-142	Fitting - Hydraulic 90° (Incl. Ref. #7 & 19)	1	44	92-6584	Cylinder - Hydraulic	1
22	325-4	Screw - Cap Hex. Hd.	2	45	92-5839	Ball Joint	1
				46	92-5833	Spacer - Ball Joint	2
				47	92-5844	Spacer - Ball Joint	1



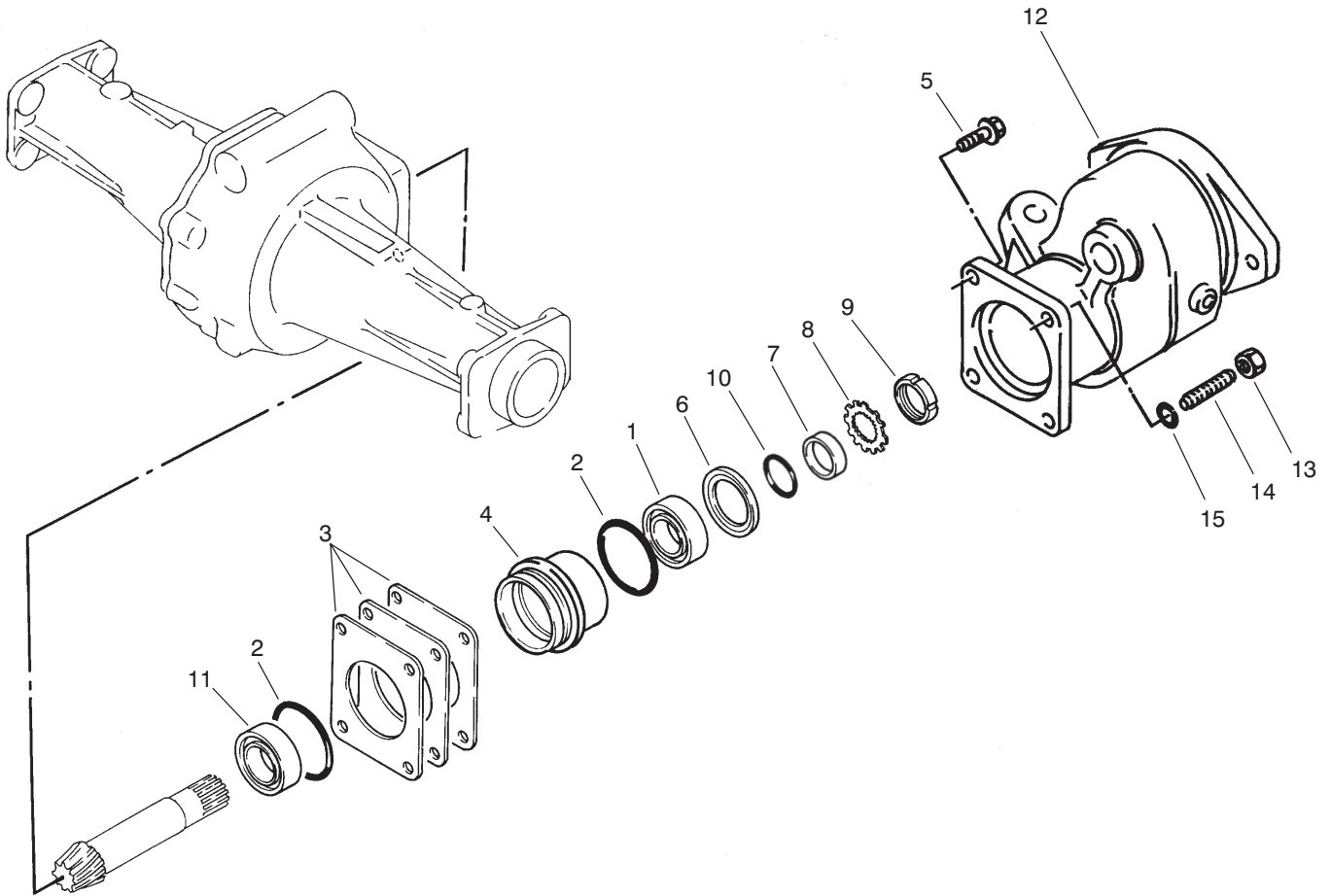
T-2077C

4-WD AXLE ASSEMBLY (Model No. 03801)

Ref. No.	Part No.	Description	No. Used
48	32136-14	Nut - Hex. Slotted	2
49	3272-12	Pin - Cotter	2
50	92-5836	Washer - Axle	1
51	237-78	O-Ring	2
52	340-97	Fitting - Hydraulic 90° (Incl. Ref. #51 & 64)	2
53	92-7604	Pin - Stop	1
54	302-5	Fitting - Grease	1
55	94-8115	Pin - Axle, Pivot	1
56	325-33	Screw - Cap Hex. Hd. 2WD	2
56	325-33	Screw - Cap Hex. Hd. 4WD	4
57	92-7646	Fitting - Hydraulic 45° (Incl. Ref. #7)	1
58	69-8910	Washer	2
59	69-8900	Spacer	1
60	92-7552	Bracket - Bulkhead	1

Ref. No.	Part No.	Description	No. Used
61	240-7	Grommet	1
62	92-5838	Ball Joint	1
63	302-33	Fitting - Grease	1
64	237-22	O-Ring	6
65	3256-26	Washer	2
66	88-1550	Stop - Axle	1
67	94-2807	Adaptor - Nut (Europe)	6
68	94-3052	Weight - Wheel (Europe)	2
69	3256-26	Washer - Flat (Europe)	6
70	3213-14	Screw - HH (Europe)	6
71	94-3063	Extension - Stem, Valve (Europe)	2
*	86-2820	Assembly - Tire & Wheel (Incl. Ref. #33-35)	2

*Not Illustrated



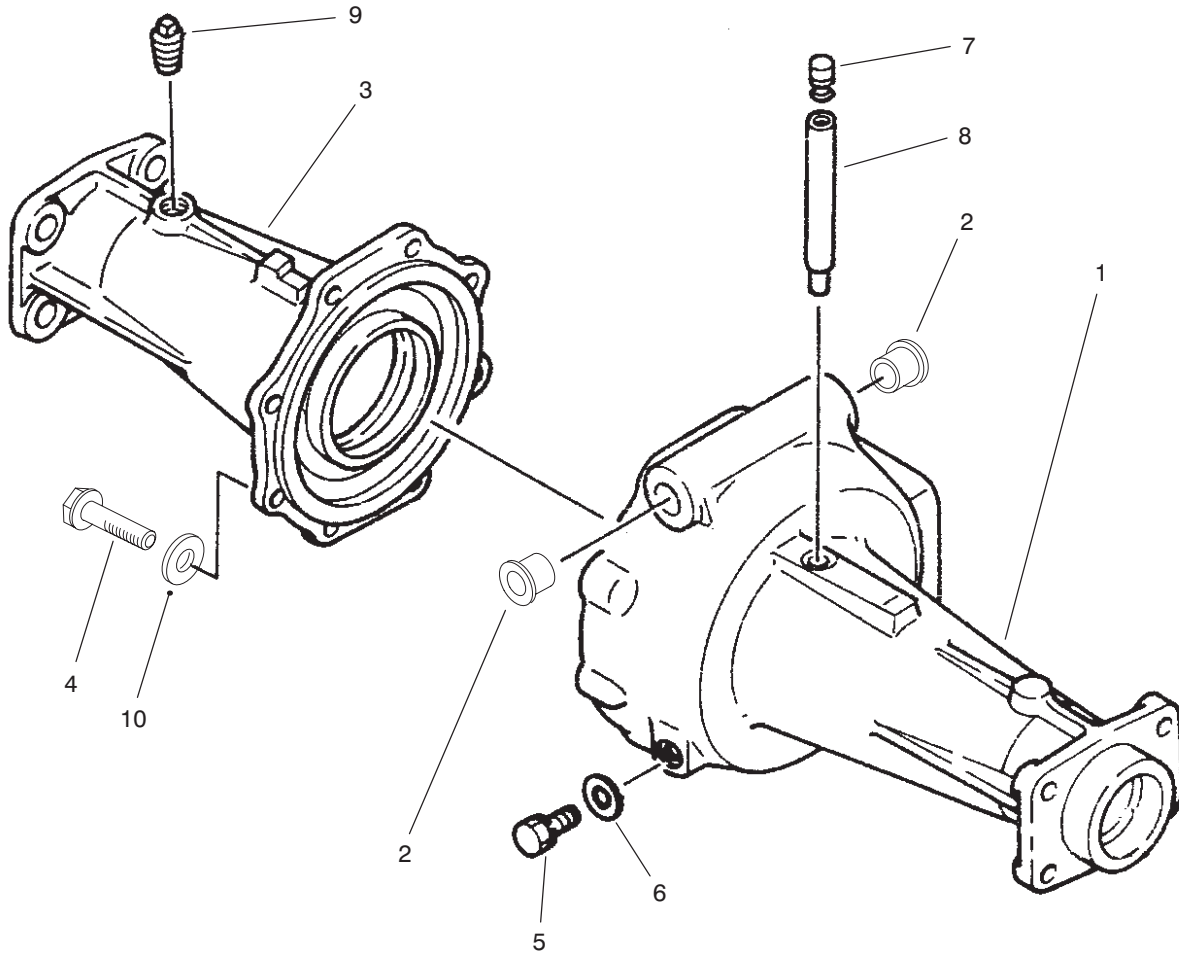
T-1109A

SLEEVE ASSEMBLY AXLE NO. 93-7780 (Model No. 03801 Only)

Ref. No.	Part No.	Description	No. Used
1	76-7330	Bearing	1
2	76-7400	O-Ring	2
3	76-7410	Shim - 0.1 mm	A/R
*	76-7420	Shim - 0.2 mm	A/R
*	76-7430	Shim - 0.4 mm	A/R
4	76-7320	Sleeve	1
5	76-7150	Bolt	3
6	76-7340	Seal - Oil	1
7	76-7350	Bushing	1
8	76-7380	Washer	1

Ref. No.	Part No.	Description	No. Used
9	76-7390	Nut - Lock	1
10	76-7360	O-Ring	1
11	76-7370	Bearing	1
12	76-8070	Adapter	1
13	76-7690	Nut	1
14	76-7450	Bolt - Stud	1
15	76-7460	Washer	1
*	77-4010	Shim Set (Incl. Ref. #3)	1

*Not Illustrated

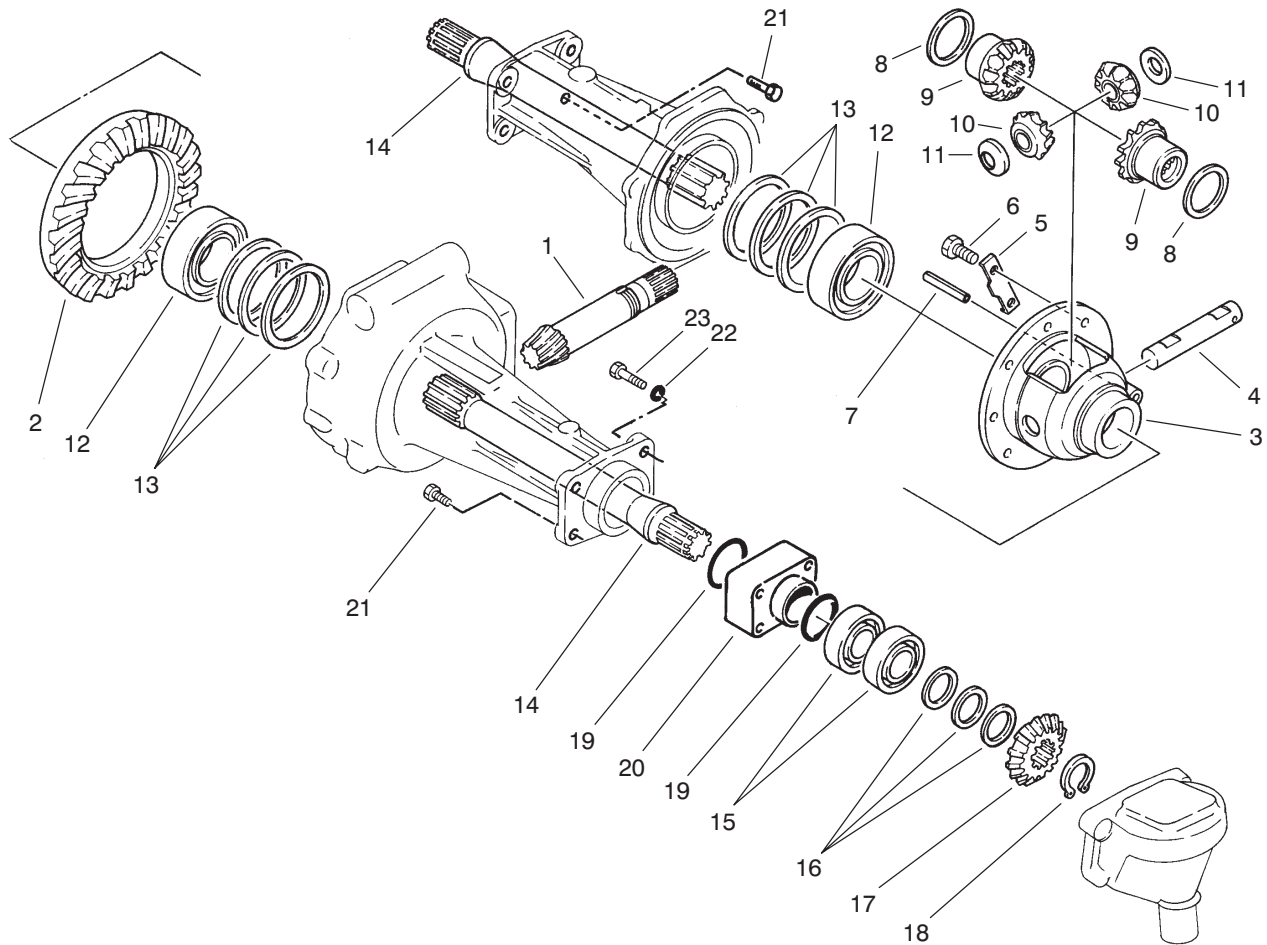


T-1112B

AXLE HOUSING ASSEMBLY AXLE NO. 93-7780 (Model No. 03801 Only)

Ref. No.	Part No.	Description	No. Used
1	93-7778	Housing - Axle A	1
2	93-7787	Bushing - Flange	2
3	93-7779	Housing - Axle B	1
4	93-7782	Screw - HHF	8
5	76-7110	Plug	1

Ref. No.	Part No.	Description	No. Used
6	76-7120	Seal - Washer	1
7	76-7480	Plug - Vent	1
8	76-7470	Pipe	1
9	76-7140	Plug	1
10	93-7781	Washer	8



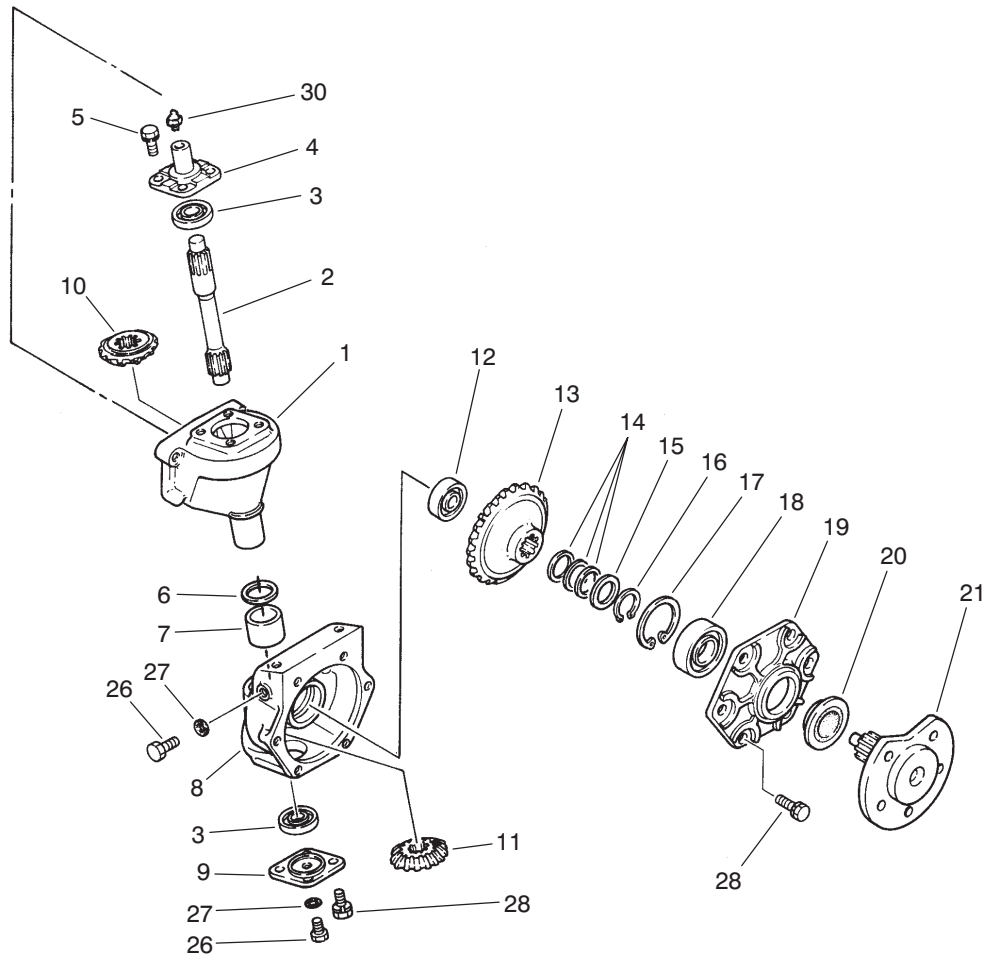
T-1111

DIFFERENTIAL & SHAFT ASSEMBLY AXLE NO. 93-7780 (Model No. 03801 Only)

Ref. No.	Part No.	Description	No. Used
1	76-7250	Shaft - Drive	1
2	76-7240	Ring - Gear	1
3	76-7170	Case - Differential	1
4	76-7200	Shaft - Pinion	1
5	76-7230	Washer - Lock	4
6	76-7260	Bolt	8
7	76-7270	Pin - Spring	1
8	76-7220	Washer - Thrust	2
9	76-7190	Gear - Side	2
10	76-7180	Pinion - Mate	2
11	76-7210	Washer - Thrust	2
12	76-7280	Bearing	2
13	76-7290	Shim - 0.1 mm	A/R
*	76-7300	Shim - 0.2 mm	A/R
*	76-7310	Shim - 0.3 mm	A/R
14	76-7490	Shaft - Differential	2
15	76-7500	Bearing	4

Ref. No.	Part No.	Description	No. Used
16	76-7520	Shim - 0.1 mm	A/R
*	76-7530	Shim - 0.2 mm	A/R
*	76-7540	Shim - 0.4 mm	A/R
17	76-7510	Pinion - 14T	2
18	76-7550	Ring - Retaining	2
19	76-7580	Seal - O-Ring	4
20	76-7590	Spacer	2
21	76-7600	Bolt - Reamer	2
22	76-7620	Washer - Lock	6
23	76-7610	Bolt	6
*	76-7160	Gear Case Assembly (Incl. Ref. #2-11)	1
*	77-4000	Shim Set (Incl. Ref. #13)	1
*	77-4020	Shim Set (Incl. Ref. #16)	1

*Not Illustrated



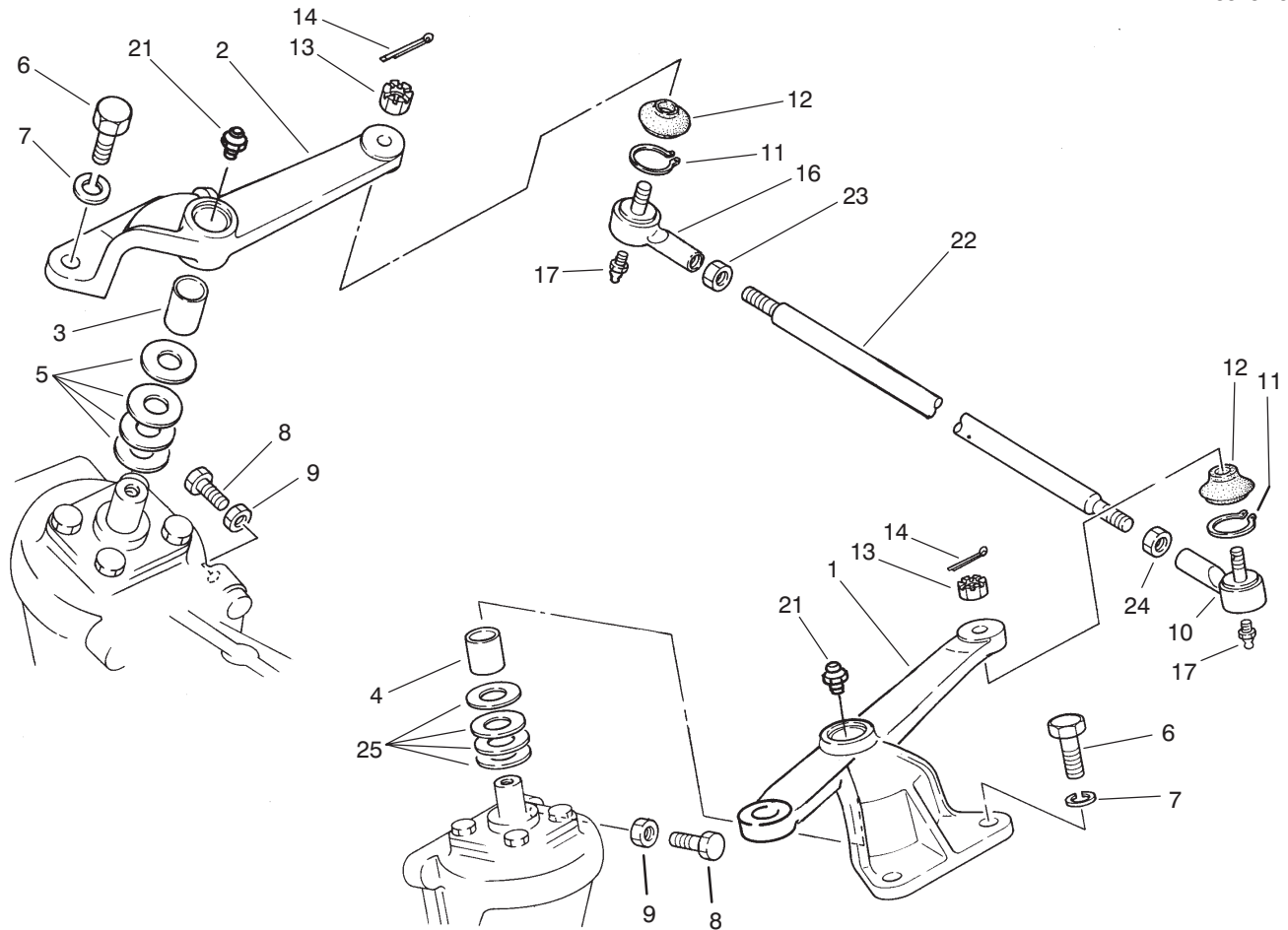
T-1110

STEERING GEAR CASE ASSEMBLY AXLE NO. 93-7780 (Model No. 03801 Only)

Ref. No.	Part No.	Description	No. Used
1	76-7560	Case - Gear	2
2	76-7650	Shaft - Final Drive	2
3	76-7670	Bearing	4
4	76-7660	Holder - 20 mm L.H.	1
*	76-7630	Holder - 25 mm R.H.	1
5	76-7640	Bolt	8
6	76-7740	Seal - Oil	2
7	76-7730	Bushing	2
8	76-7680	Case - Final Drive	2
9	76-7770	Cover	2
10	76-7510	Pinion - 14T	2
11	76-7750	Pinion - 15T	2
12	94-2803	Bearing	2
13	76-7840	Gear - Bevel	2
14	76-7890	Shim - 0.15 mm	A/R
*	76-7900	Shim - 0.2 mm	A/R
*	76-7910	Shim - 0.4 mm	A/R

Ref. No.	Part No.	Description	No. Used
15	76-7880	Spacer	2
16	76-7920	Ring - Retaining	2
17	76-7930	Ring - Retaining	2
18	93-7775	Bearing	2
19	76-7810	Holder - Bearing	2
20	76-7870	Seal - Oil	2
21	76-7830	Shaft - Wheel	2
26	76-7110	Plug	4
27	76-7120	Seal - Washer	4
28	76-7640	Bolt	20
30	76-7960	Fitting - Grease	2
*	77-4030	Shim Set (Incl. Ref. #14)	1

*Not Illustrated

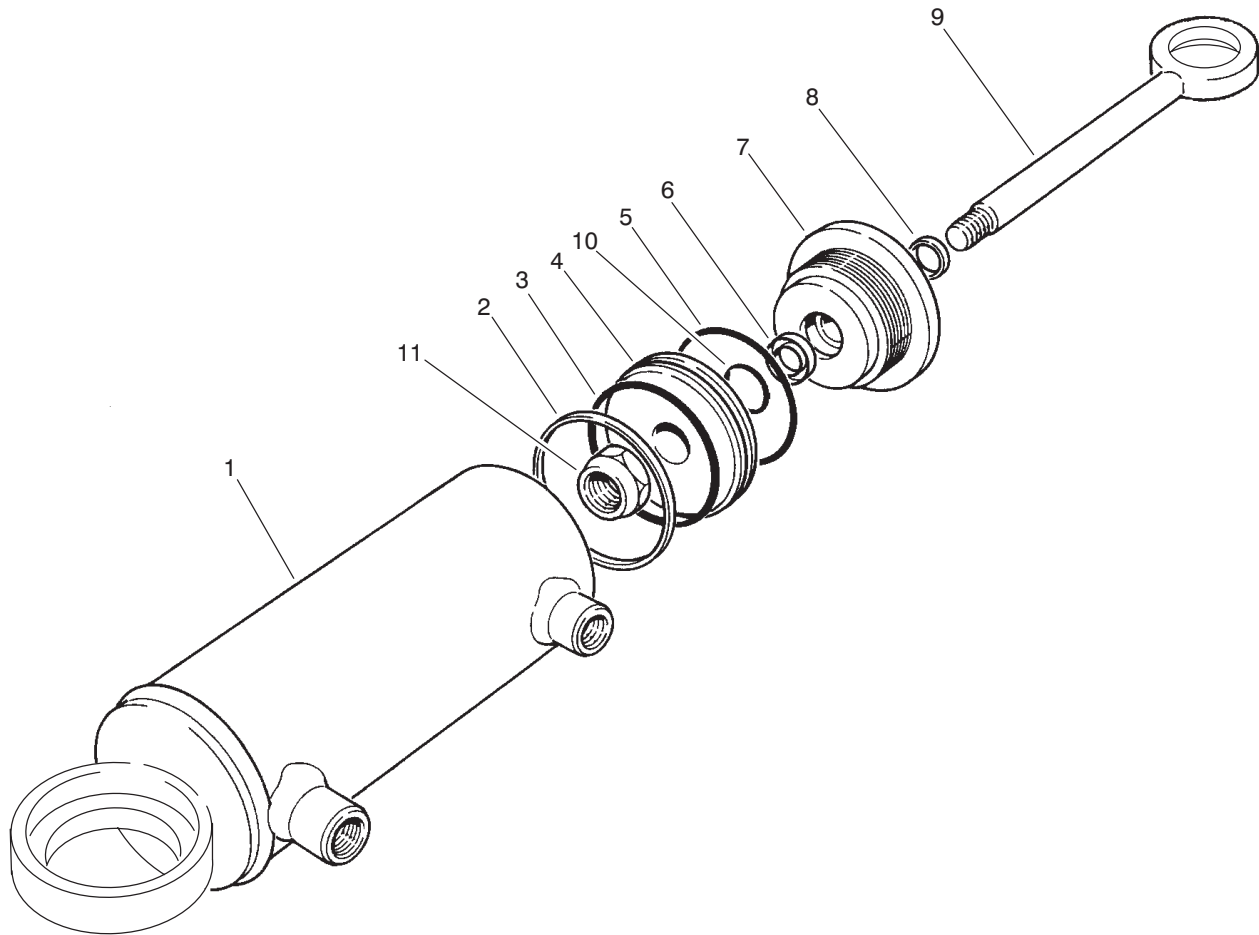


T-1108

STEERING ARM LINKAGE AXLE NO. 93-7780 (Model No. 03801 Only)

Ref. No.	Part No.	Description	No. Used	Ref. No.	Part No.	Description	No. Used
1	76-7800	Arm - Drag Link	1	14	3272-7	Pin - Cotter	2
2	76-7940	Arm - Tie Rod	1	16	76-8050	R.H. Rod End Assembly (Incl. Ref. #11-14 & 17)	1
3	76-4260	Bushing	1	17	93-7786	Fitting - Grease	2
4	76-7950	Bushing	1	21	76-7960	Fitting - Grease	2
5	76-7820	Shim - 1.0 mm	A/R	22	76-8020	Rod - Tie	1
*	76-7970	Shim - 1.4 mm	A/R	23	76-8060	Nut - R.H.	1
*	76-7980	Shim - 1.2 mm	A/R	24	76-8040	Nut - L.H.	1
*	76-7990	Shim - .08 mm	A/R	25	76-7700	Shim - 0.8 mm	A/R
6	76-8000	Bolt	4	*	76-7760	Shim - 1.0 mm	A/R
7	76-8010	Washer	2	*	76-7780	Shim - 1.2 mm	A/R
8	76-7710	Bolt	2	*	76-7790	Shim - 1.4 mm	A/R
9	76-7720	Nut	4	*	77-4050	Shim Set (Incl. Ref. #5)	1
10	76-8030	L.H. Rod End Assembly (Incl. Ref. #11-14 & 17)	1	*	77-4040	Shim Set (Incl. Ref. #25)	1
11	93-7783	Ring - Retaining	2				
12	93-7784	Cover	2				
13	93-7785	Nut - Slotted	2				

*Not Illustrated



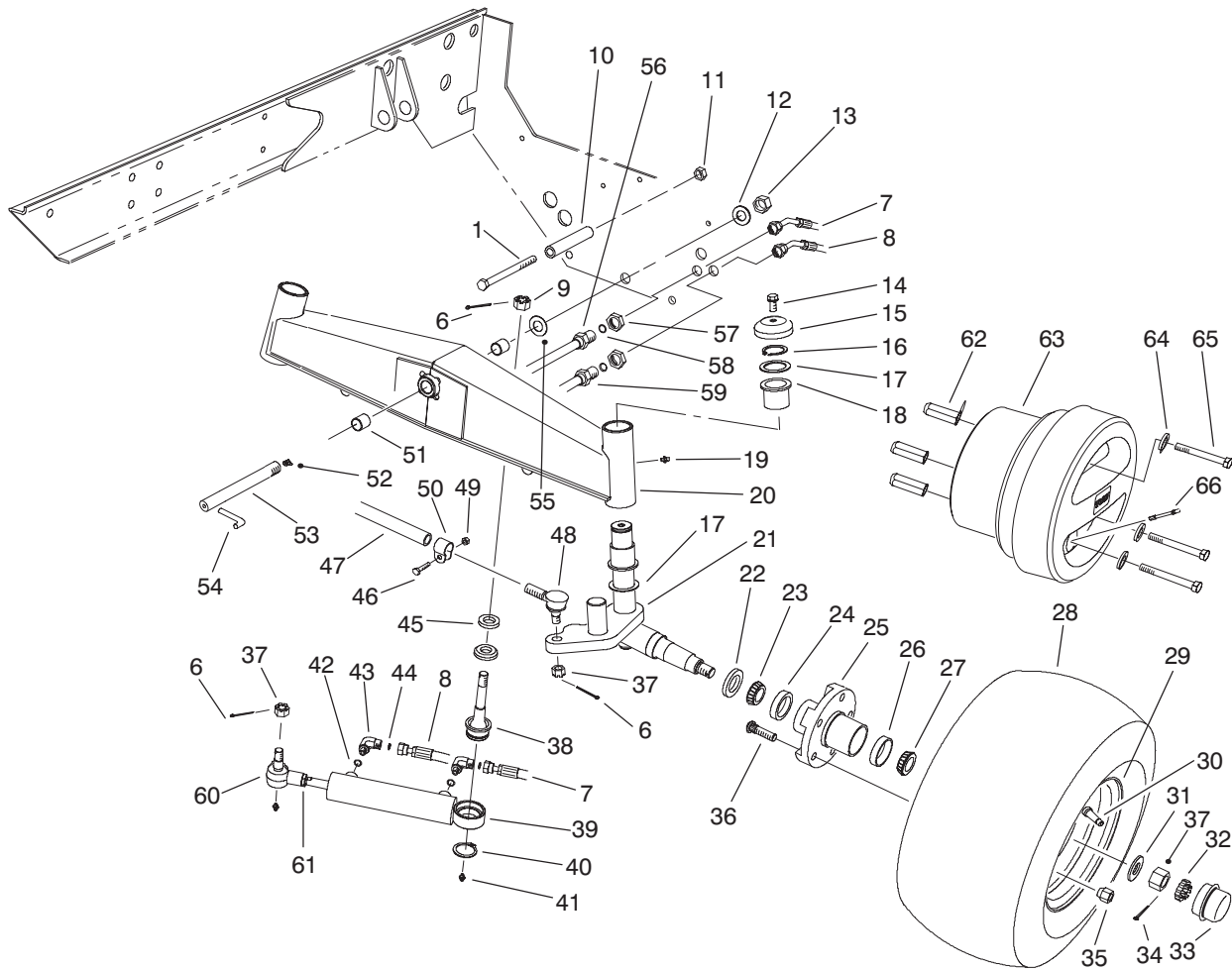
T-1776

HYDRAULIC CYLINDER NO. 92-6584 (Model No. 03801)

Ref. No.	Part No.	Description	No. Used
1	92-6586	Butt & Tube Assembly	1
2		Seal - Teflon	1
3		O-Ring	1
4	66-1940	Piston	1
5		O-Ring	1
6		U-Cup	1
7	92-6588	Gland	1

Ref. No.	Part No.	Description	No. Used
8		Wiper	1
9	92-6587	Piston Rod Assembly	1
10		O-Ring	1
11	66-1930	nut - Lock	1
*	92-6593	Kit - Seal (Incl. Ref. #2, 3, 5, 6, 8 & 10)	1

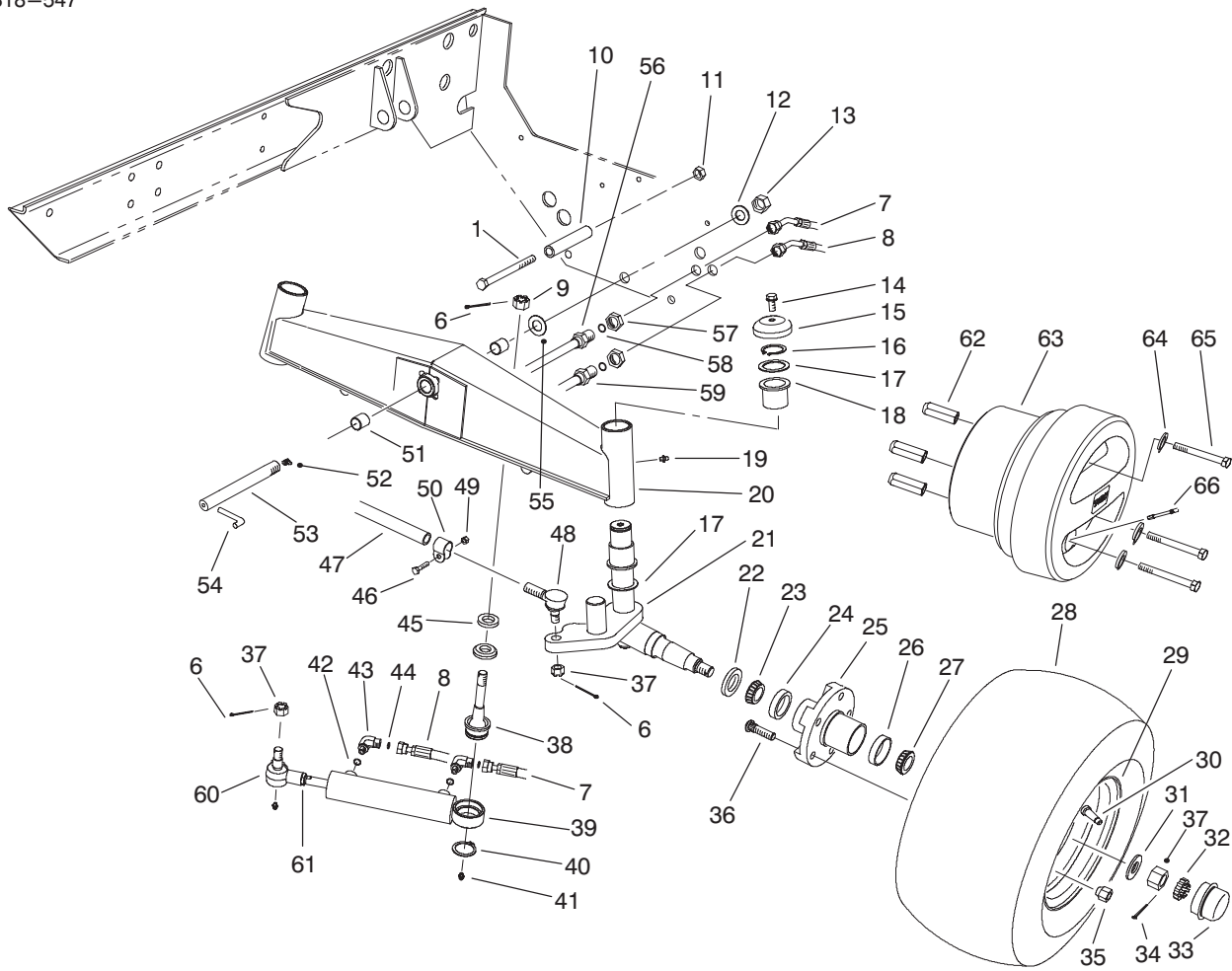
*Not Illustrated



T-2078A

2-WD REAR AXLE ASSEMBLY (Model No. 03800)

Ref. No.	Part No.	Description	No. Used	Ref. No.	Part No.	Description	No. Used
1	325-20	Screw - Cap Hex. Hd.	2	27	254-92	Cone - Bearing	2
6	3272-12	Pin - Cotter	2	28	86-5910	Tire	2
7	92-7594	Assembly - Hose	1	29	217-125	Wheel	2
8	92-7595	Assembly - Hose	1	30	232-27	Stem - Valve	2
9	32136-14	Nut - Hex. Slotted	4	31	93-0309	Washer - Tab	2
10	76-8350	Stop - Axle	2	32	93-0307	Nut - Retainer	2
11	3296-45	Nut - Lock	2	33	69-2970	Cap - Hub	2
12	3256-29	Washer - Flat	1	34	3272-13	Pin - Cotter	2
13	94-8000	Nut - Lock	1	35	242-50	Nut - Lug	10
14	3234-12	Screw - Hex. Hd. Flange	2	36	92-9652	Stud - Drive	10
15	69-8890	Cap - Spindle	2	37	3220-7	Nut - Jam	2
16	32151-10	Ring - Retaining	2	38	92-5839	Ball Joint	1
17	62-2170	Washer - Thrust	4	39	92-6585	Assembly - Cylinder	1
18	69-6470	Bushing - Flange	4	40	32151-104	Ring - Retaining	1
19	302-11	Fitting - Grease	2	41	302-5	Fitting - Grease	1
20	94-5607	Assembly - Axle, Rear (Incl. Ref. #18, 19 & 51)	1	42	237-78	O-Ring	2
21	92-9725	Spindle - LH	1	43	340-97	Fitting - Hydraulic 90° (Incl. Ref. #42 & 44)	2
*	92-9724	Spindle - RH	1	43	340-97	Fitting - Hydraulic 90° (Incl. Ref. #42 & 44)	2
22	69-2980	Seal - Inner	2	44	237-22	O-Ring	2
23	254-106	Cone - Bearing	2	45	92-5833	Spacer - Ball Joint	1
24	254-107	Cup - Bearing	2	46	3210-5	Screw - Cap Hex. Hd.	2
25	92-9650	Assembly - Hub (Incl. Ref. #22, 24, 26, 27, 33 & 36)	2	47	74-5940	Assembly - Rod, Tie	1
26	254-72	Cup - Bearing	2	48	2411-46	Joint - Ball, LH (Incl. Ref. #6)	1

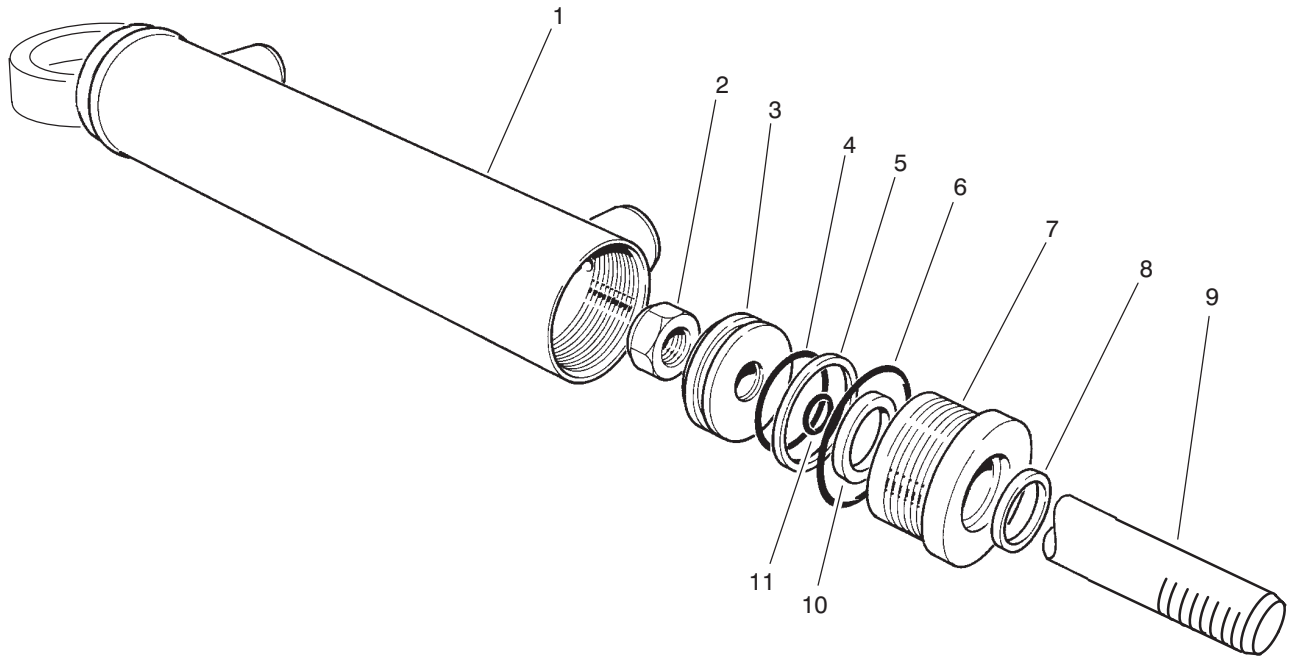


T-2078A

2-WD REAR AXLE ASSEMBLY (Model No. 03800) (Cont.)

Ref. No.	Part No.	Description	No. Used
48	2411-45	Joint - Ball, RH (Incl. Ref. #6)	1
49	32152-5	Nut - Lock	2
50	2412-122	Assembly - Clamp (Incl. Ref. #46 & 49)	2
51	94-5603	Bushing - Sleeve	2
52	302-33	Fitting - Grease 90°	1
53	94-8115	Pin - Axle, Pivot	1
54	92-7604	Pin - Stop	1
55	93-7247	Washer - Thrust	1
56	92-7495	Asm. - Tube, Steering Rear	1

Ref. No.	Part No.	Description	No. Used
57	340-70	Nut - Lock, Bulkhead	2
58	237-22	O-Ring	2
59	92-7494	Asm. - Tube, Steering Rear	1
60	92-5837	Asm. - Rod End	1
61	3220-11	Nut - Jam	1
62	94-2807	Adaptor - Nut (Europe)	6
63	94-3052	Weight - Wheel (Europe)	2
64	3256-26	Washer - Flat (Europe)	6
65	3213-14	Screw - HH (Europe)	6
66	94-3063	Extension - Stem, Valve (Europe)	2



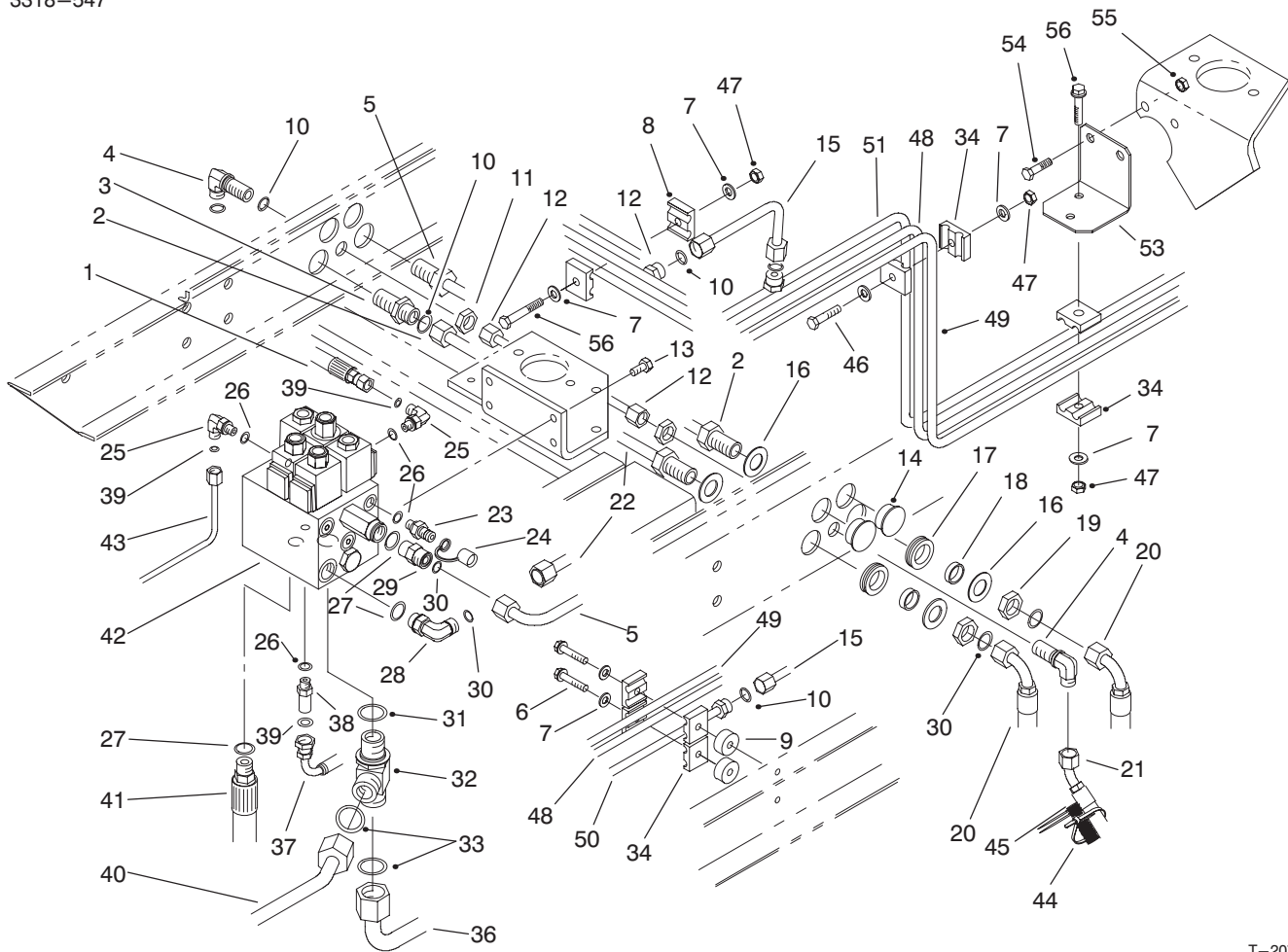
T-1775

HYDRAULIC CYLINDER NO. 92-6585 (Model No. 03800)

Ref. No.	Part No.	Description	No. Used
1	92-6590	Butt & Tube Assembly	1
2	55-1930	Nut - Lock	1
3	88-3670	Piston	1
4		O-Ring	1
5		Seal - Teflon	1
6		O-Ring	1
7	92-6592	Gland	1

Ref. No.	Part No.	Description	No. Used
8		Wiper	1
9	92-6591	Rod - Piston	1
10		U-Cup	1
11		O-Ring	1
*	92-6594	Kit - Seal (Incl. Ref. #4-6, 8, 10 & 11)	1

*Not Illustrated

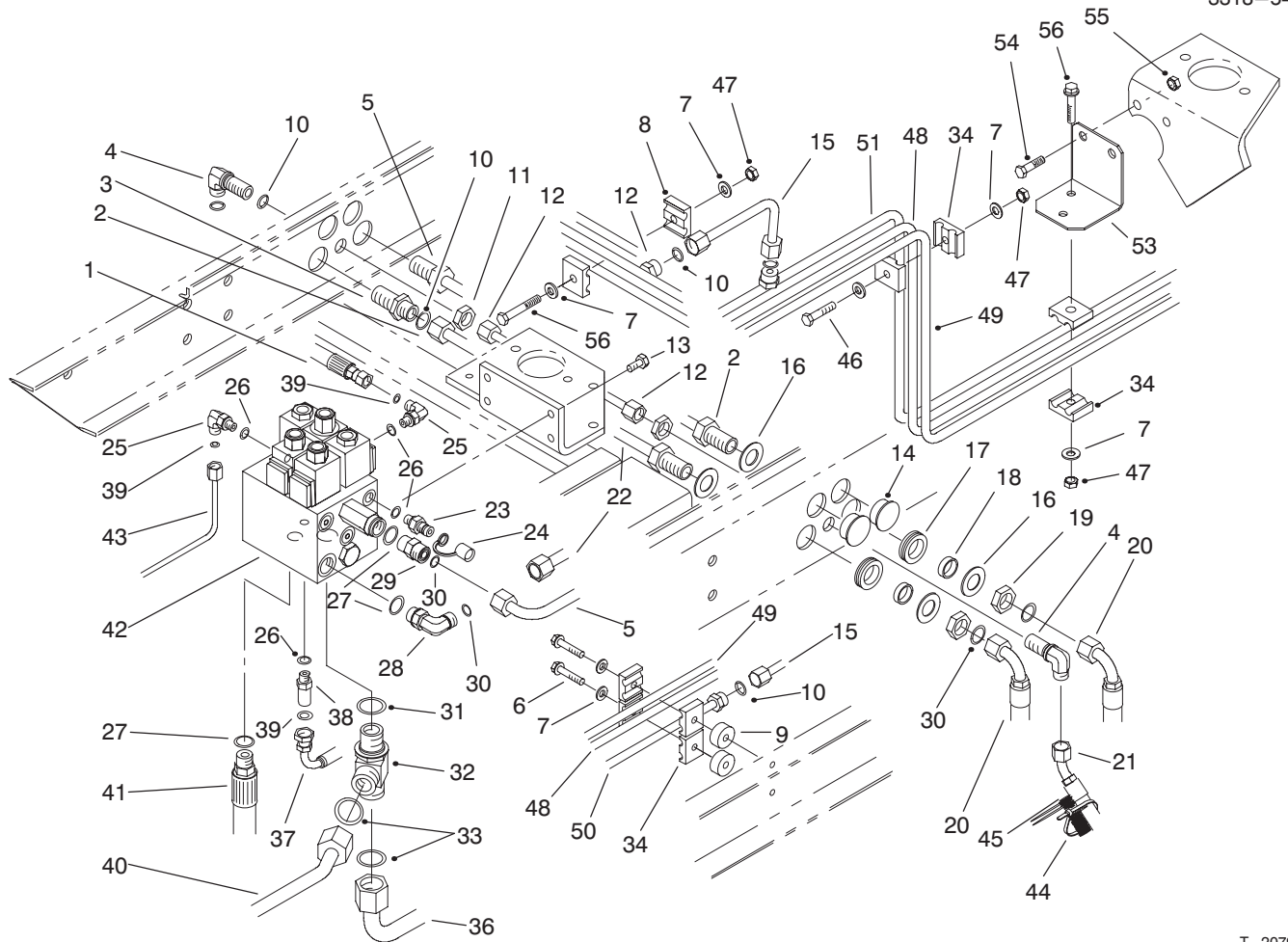


T-2079B

REAR HYDRAULIC CONTROL BLOCK & TUBES

Ref. No.	Part No.	Description	No. Used
1	92-7638	Assembly - Hose	1
2	92-7648	Assembly - Hose	1
3	340-161	Fitting - Adapter (Incl. Ref. #30)	1
4	340-154	Fitting - Hydraulic 90° (Incl. Ref. #10)	2
5	92-7584	Assembly - Tube	1
6	32104-37	Screw - Hex. Hd.	2
7	3256-23	Washer - Flat	8
8	56-7972	Clamp - Tube	2
9	80-8660	Spacer	2
10	237-22	O-Ring	2
11	340-70	Nut - Bulkhead	7
12	92-7647	Assembly - Tube, Drain	1
13	33104-025	Screw - Hex. Hd. Flange	4
14	94-1402	Plug	4
15	93-4205	Assembly - Tube, Drain (Model 03800)	1
15	93-4206	Assembly - Tube, Drain (Model 03801)	1
16	69-8930	Washer	8
17	240-5	Grommet	4
18	69-8960	Spacer	4
19	340-127	Nut - Bulkhead	4
20	92-7649	Assembly - Hose	4
21	93-4201	Assembly - Hose	2

Ref. No.	Part No.	Description	No. Used
22	92-7585	Assembly - Tube	1
23	354-77	Fitting - Quick Connect (Incl. Ref. #26)	1
24	354-79	Cap - Fitting	1
25	340-132	Fitting - Hydraulic 90° (Incl. Ref. #26 & 39)	2
26	237-78	O-Ring	4
27	237-79	O-Ring	3
28	340-98	Fitting - Hydraulic 90° (Incl. Ref. #27 & 30)	1
29	340-4	Fitting - Hydraulic (Incl. Ref. #27 & 30)	1
30	237-30	O-Ring	6
31	237-81	O-Ring	1
32	340-148	Fitting - Tee (Incl. Ref. #31, 33)	1
33	237-58	O-Ring	2
34	56-7973	Clamp - Tube	10
36	92-7558	Assy. - Tube, Cooler Rear	1
37	92-7639	Assembly - Hose	1
38	94-1403	Fitting - Hydraulic (Incl. Ref #26 & 39)	1
39	237-21	O-Ring	2
40	92-7557	Assy. - Tube, Cooler Front	1
41	92-7492	Assembly - Hose	1
42	92-7419	Assembly - Block, Manifold	1

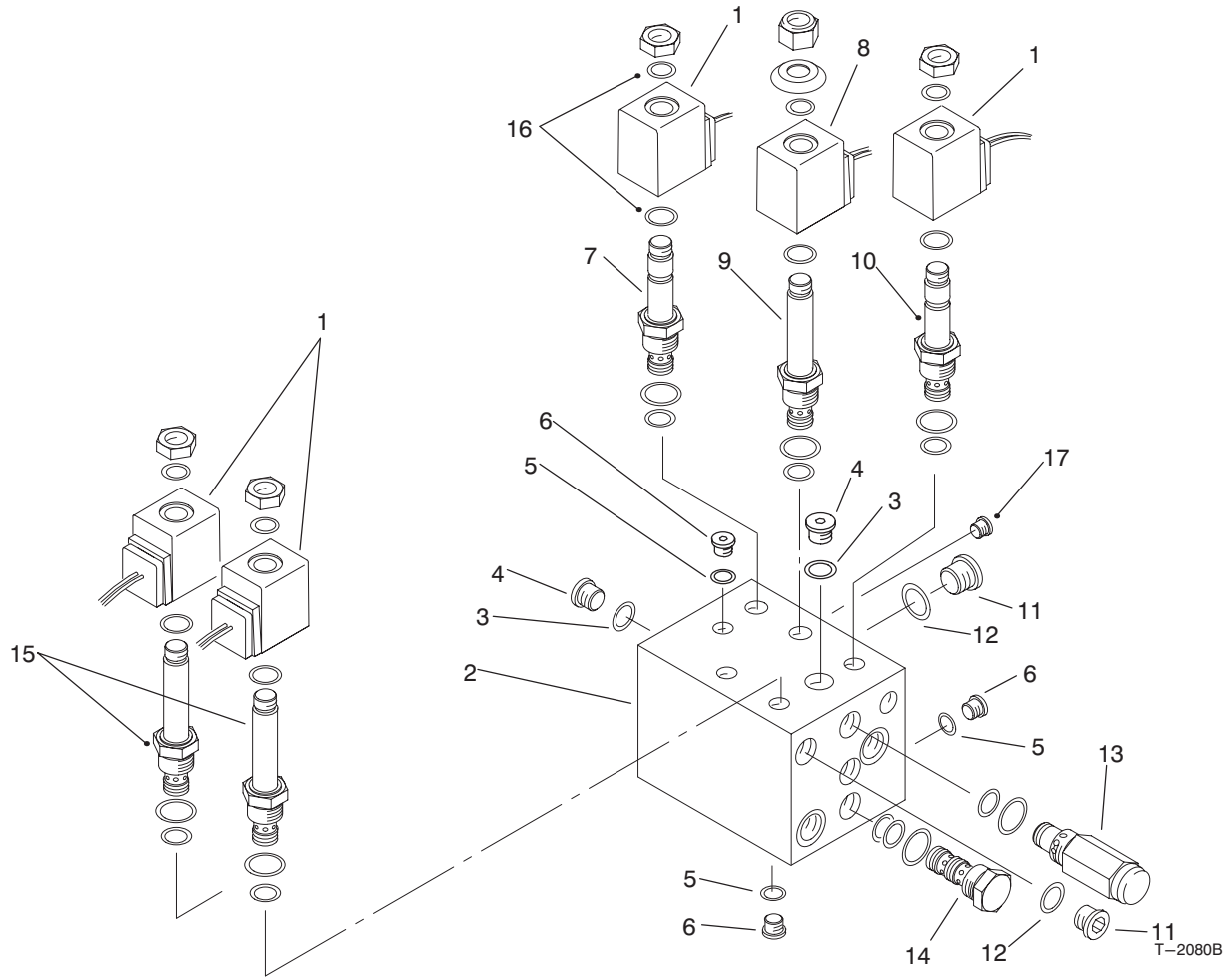


T-2079B

REAR HYDRAULIC CONTROL BLOCK & TUBES (Cont.)

Ref. No.	Part No.	Description	No. Used
43	92-7591	Assembly - Tube, P2A	1
44	3290-378	Tie - Cable	6
45	92-7547	Harness - Wire, Main	1
46	322-6	Screw - HH	1
47	3296-47	Nut - Lock	4
48	92-7494	Asm. - Tube, Steering, Rear	1
49	92-7495	Asm. - Tube, Steering, Rear	1
50	92-7598	Asm. - Tube, Front Drain	1

Ref. No.	Part No.	Description	No. Used
51	92-7553	Asm. - Tube, Rear Drain (Model 03801)	1
52	237-42	O-Ring	2
53	94-2834	Bracket - Clamp	1
54	323-6	Screw - Cap Hex. Hd.	2
55	32128-21	Nut - Lock	2
56	322-7	Screw - Cap Hex. Hd.	3



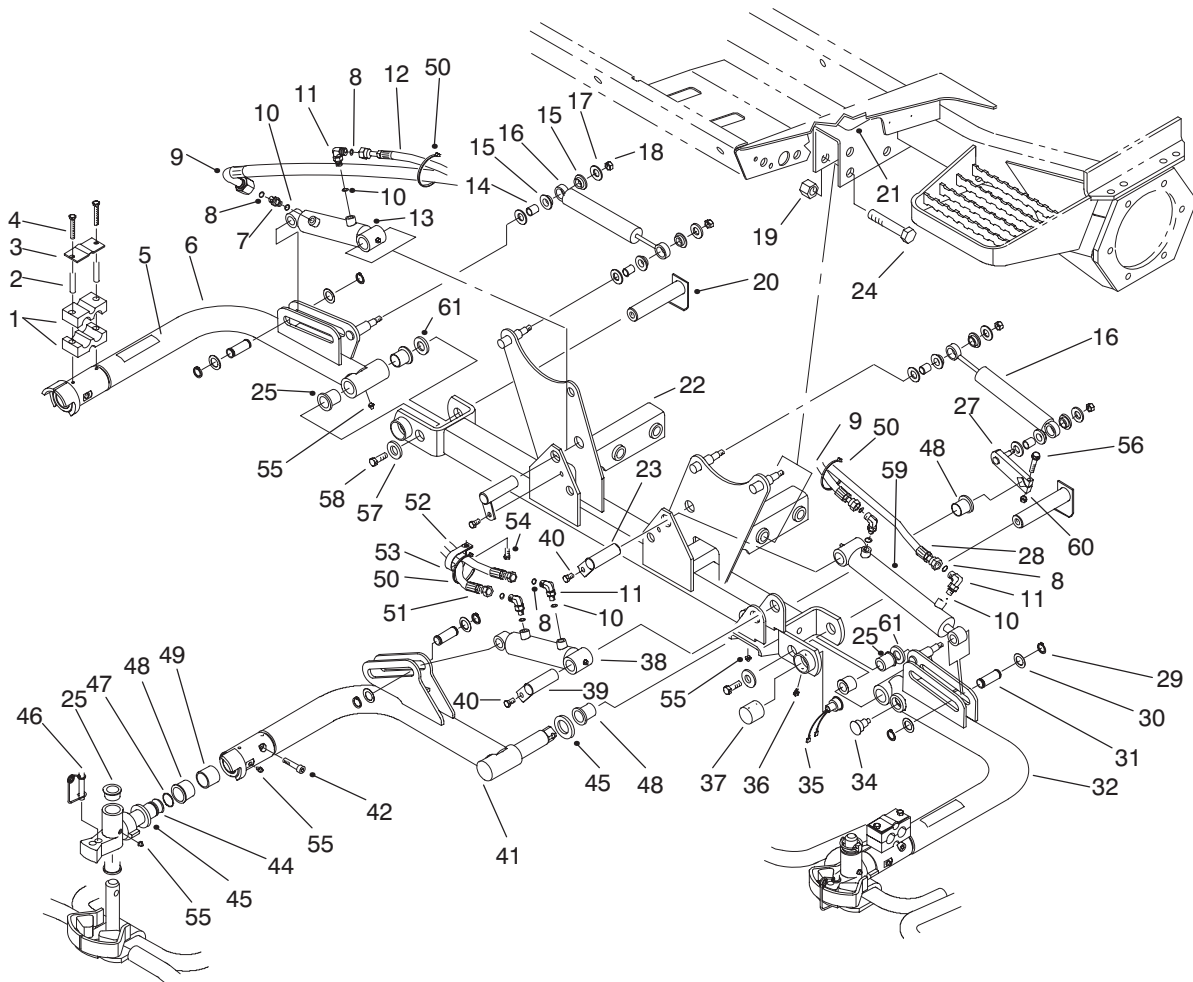
MANIFOLD ASSEMBLY NO. 92-7419

Ref. No.	Part No.	Description	No. Used
1	88-9190	Solenoid - 20 Watt	4
†2		Block - Manifold, Rear	1
3	237-78	O-Ring	4
4	353-990	Plug (Incl. Ref. #30)	4
5	237-56	O-Ring	4
6	353-991	Plug (Incl. Ref. #5)	4
7	88-6990	Cartridge - N.C. Spool (Use Seal Kit 75-2080)	1
8	88-9200	Solenoid - 28 Watt	1
9	88-6970	Cartridge - No Flow (Use Seal Kit 75-2080)	1
10	88-6980	Cartridge - N.C. Poppet (Use Seal Kit 75-2080)	1

Ref. No.	Part No.	Description	No. Used
11	353-989	Plug (Incl. Ref. #12)	5
12	237-42	O-Ring	5
13	75-0920	Cartridge - Relief 3000 psi (Use Seal Kit 75-2080)	1
14	93-7491	Cartridge - Pilot Check (Use Seal Kit 69-4260)	1
15	93-7494	Cartridge - N.O. Poppet (Use Seal Kit 75-2080)	2
16	94-5438	Seal - Solenoid	10
17	94-2626	Plug - Orifice	1
*	75-2080	Seal Kit	5
*	69-4260	Seal Kit	1

*Not Illustrated

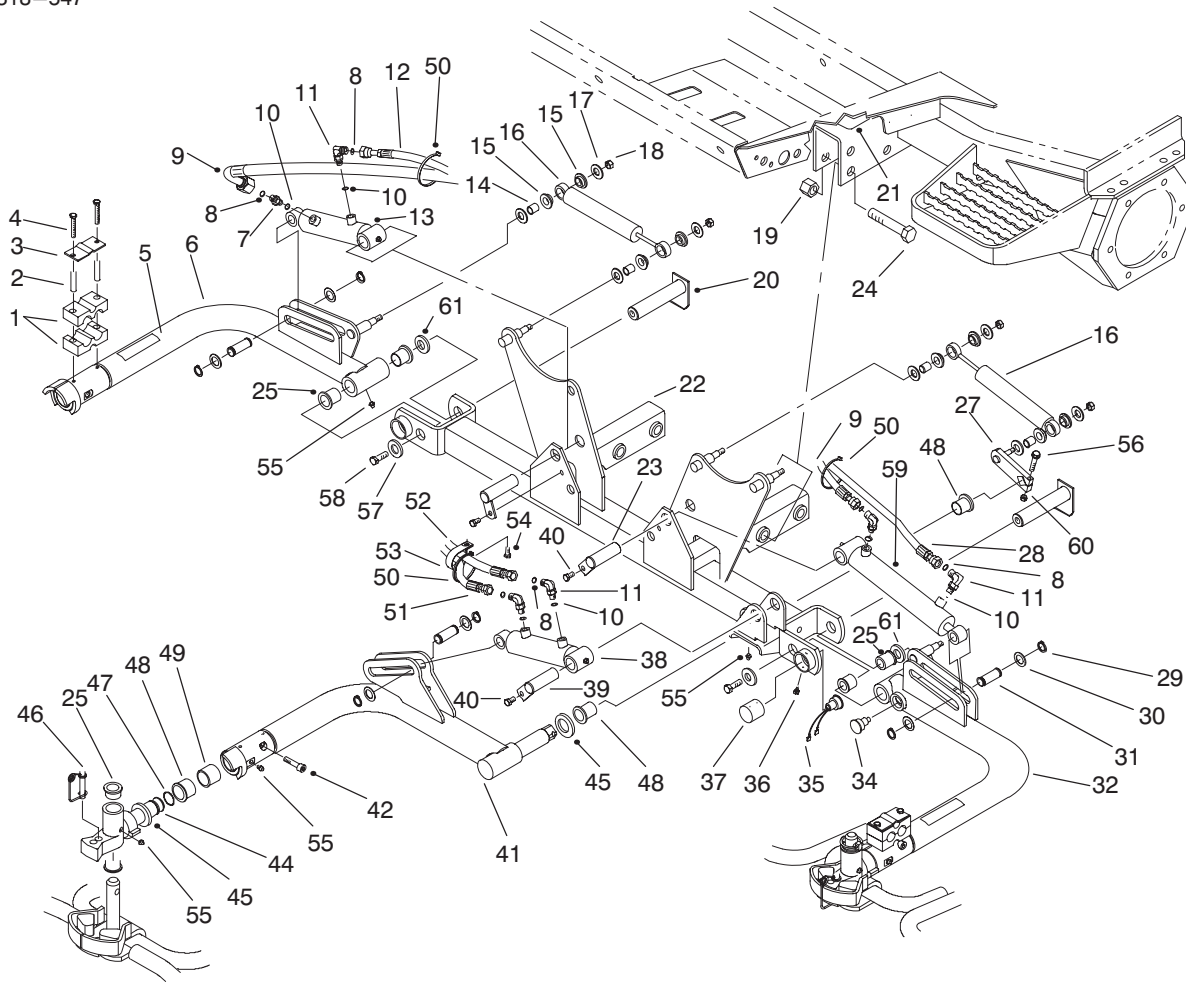
†Not Serviced Separately



T-2081

FRONT LIFT ARMS ASSEMBLY

Ref. No.	Part No.	Description	No. Used	Ref. No.	Part No.	Description	No. Used
1	82-8170	Clamp	6	23	83-6780	Pin - Cylinder	2
2	93-7960	Spacer	6	24	328-7	Screw - Cap Hex. Hd.	4
3	93-7961	Clamp - Drain, Case	3	25	93-7408	Bushing - Flange	12
4	60-6700	Screw - Cap Hex. Hd.	6	27	93-1425	Bar - Lift, Center	1
5	36-3400	Decal - Warning	2	28	82-6490	Assembly - Hose	1
5	93-6687	Decal - No Step (Europe)	1	29	32120-93	Ring - Retaining	6
6	93-9194	Lift Arm #5	1	30	3-6498	Washer - Thrust	6
7	340-92	Fitting - Hydraulic (Incl. Ref. #8 & 10)	1	31	75-5350	Pin - Cylinder, Slide	3
8	237-21	O-Ring	6	32	93-9193	Lift Arm #4	1
9	75-5890	Hose	2	34	92-8754	Magnet - Switch, Reed	1
10	237-78	O-Ring	6	35	92-8002	Sensor - Switch, Reed	1
11	340-132	Fitting - Hydraulic 90° (Incl. Ref. #8 & 10)	5	36	32104-76	Screw - Self Tapping	2
12	92-7564	Assembly - Hose	1	37	75-6370	Cap - Sensor	1
13	93-7551	Cylinder - Hydraulic	1	38	93-2650	Cylinder - Hydraulic	1
14	256-172	Bushing	6	39	83-6790	Pin - Short, Cylinder	1
15	94-1430	Bushing - Flange	12	40	32144-14	Screw - Cap Hex. Hd.	3
16	93-4224	Absorber - Shock	3	41	93-9190	Lift Arm #1	1
17	69-8980	Washer - Flat	12	42	93-4234	Screw - Socket Hd.	3
18	33025-00	Nut	6	44	93-9181	Knuckle - Pivot	3
19	3296-51	Nut - Lock	4	45	94-1427	Washer - Thrust	3
20	93-9189	Pin	2	46	93-9161	Pin	3
21	88-0440	Decal - Floor Plate	1	47	93-7524	O-Ring	3
21	93-6693	Decal - Floor Plate (Europe)	1	48	93-7561	Bushing - Flange	5
22	93-2649	Assembly - Frame, Carrier	1	49	93-7409	Bushing	3
				50	3290-378	Tie - Cable	3
				51	92-7565	Assembly - Hose	1

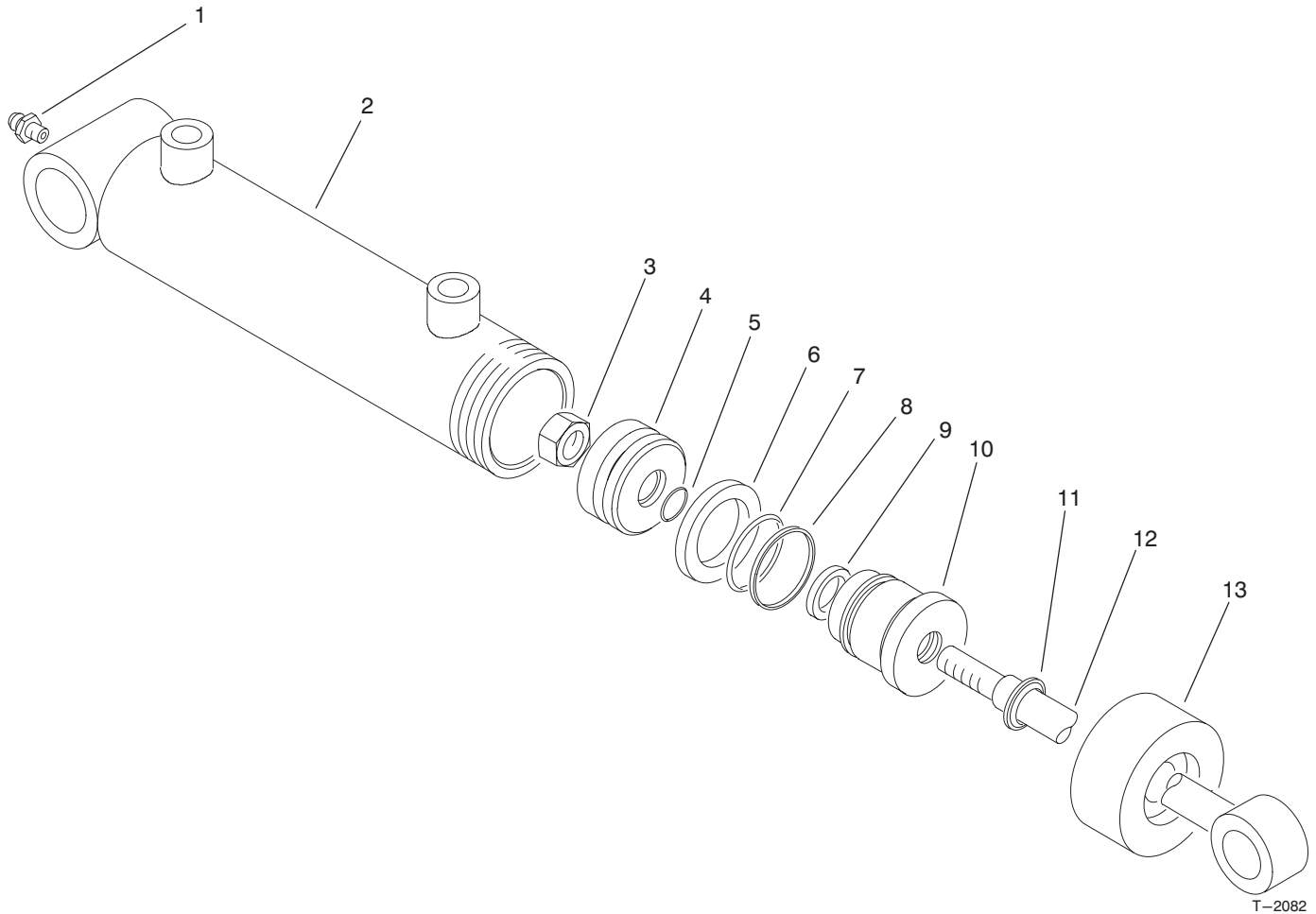


T-2081

FRONT LIFT ARMS ASSEMBLY (Continued)

Ref. No.	Part No.	Description	No. Used
52	92-7562	Assembly - Hose	1
53	2412-96	Clamp	1
54	322-4	Screw - HH	1
55	302-5	Fitting - Grease	9
56	33104-060	Screw - HH	1

Ref. No.	Part No.	Description	No. Used
57	53-6380	Washer - Flat	2
58	33105-040	Screw - HH	2
59	93-7555	Cylinder - Hydraulic	1
60	33024-00	Nut	1
61	3256-42	Washer - Flat	2



T-2082

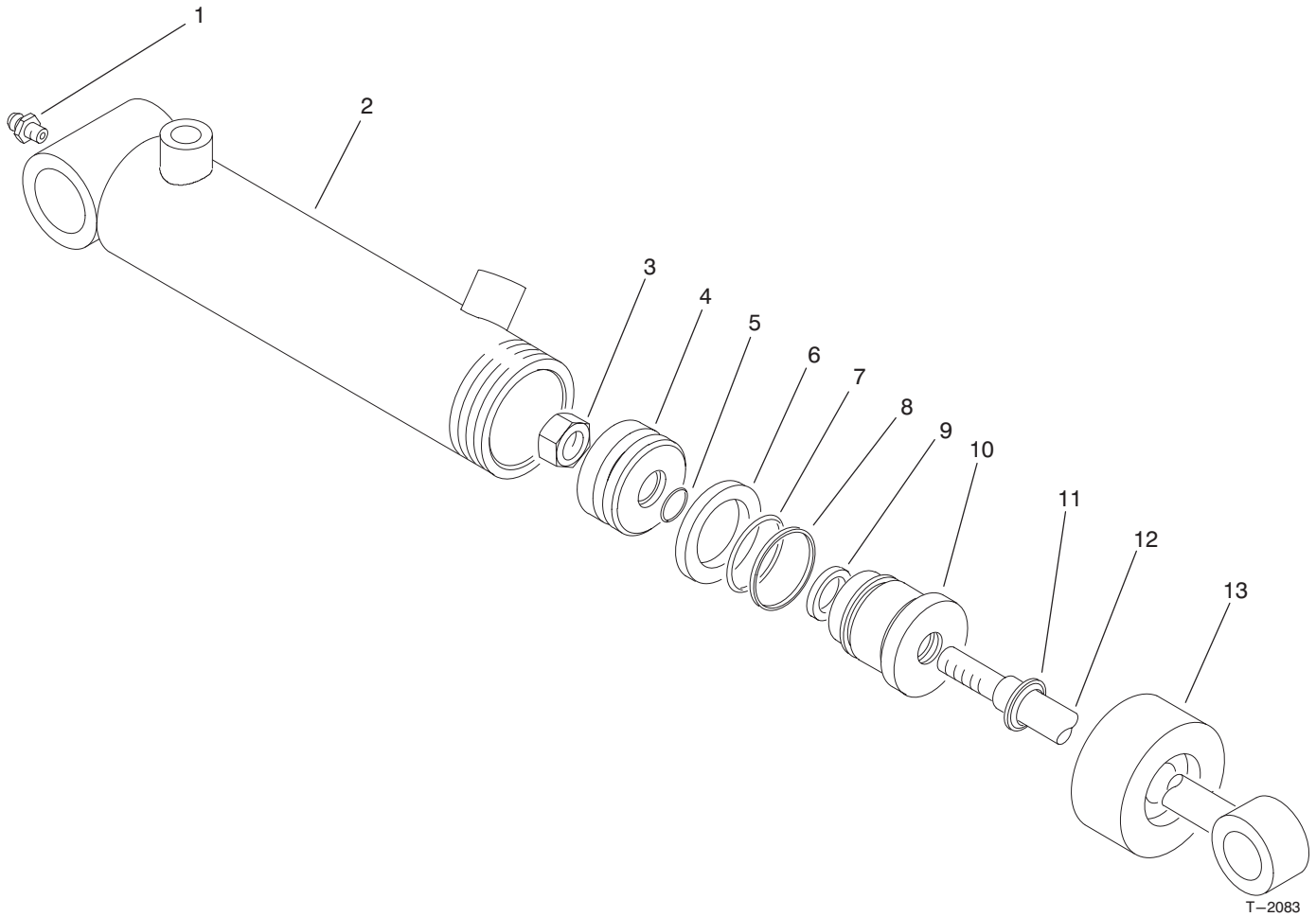
HYDRAULIC CYLINDER NO. 93-7555

Ref. No.	Part No.	Description	No. Used
1	302-5	Fitting - Grease	1
†2		Assembly - Barrel	1
3	32152-10	Nut - Lock	1
4	70-2780	Piston	1
†5		O-Ring	1
†6		Seal - Special	1
†7		O-Ring	1
†8		Backup	1

Ref. No.	Part No.	Description	No. Used
†9		Seal - Rod	1
10	93-7990	Head	1
†11		Seal - Dust	1
12	94-2644	Shaft With Clevis	1
13	93-7991	Collar	1
*	86-7330	Kit - Seal Repair (Incl. Ref. #5-9, & 11)	1

†Not Serviced Separately.

*Not Illustrated



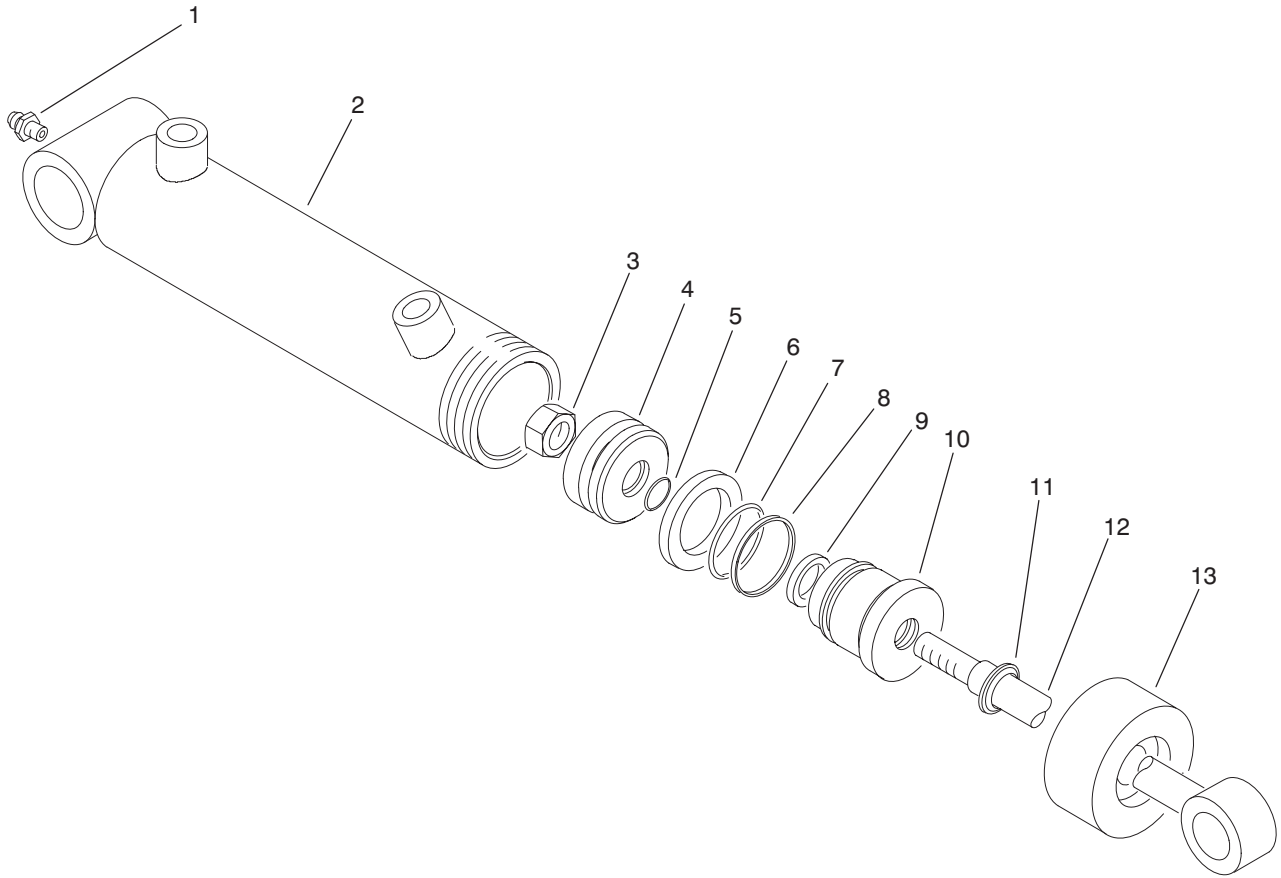
HYDRAULIC CYLINDER NO. 93-7551

Ref. No.	Part No.	Description	No. Used
1	302-5	Fitting - Grease	1
†2		Assembly - Barrel	1
3	32152-10	Nut - Lock	1
4	84-1710	Piston	1
†5		O-Ring	1
†6		Seal - Special	1
†7		O-Ring	1
†8		Backup	1

Ref. No.	Part No.	Description	No. Used
†9		Seal - Rod	1
10	93-7993	Head	1
†11		Seal - Dust	1
12	84-1740	Shaft With Clevis	1
13	93-7994	Collar	1
*	84-1760	Kit - Seal Repair (Incl. Ref. #5-9, & 11)	1

† Not Serviced Separately.

* Not Illustrated



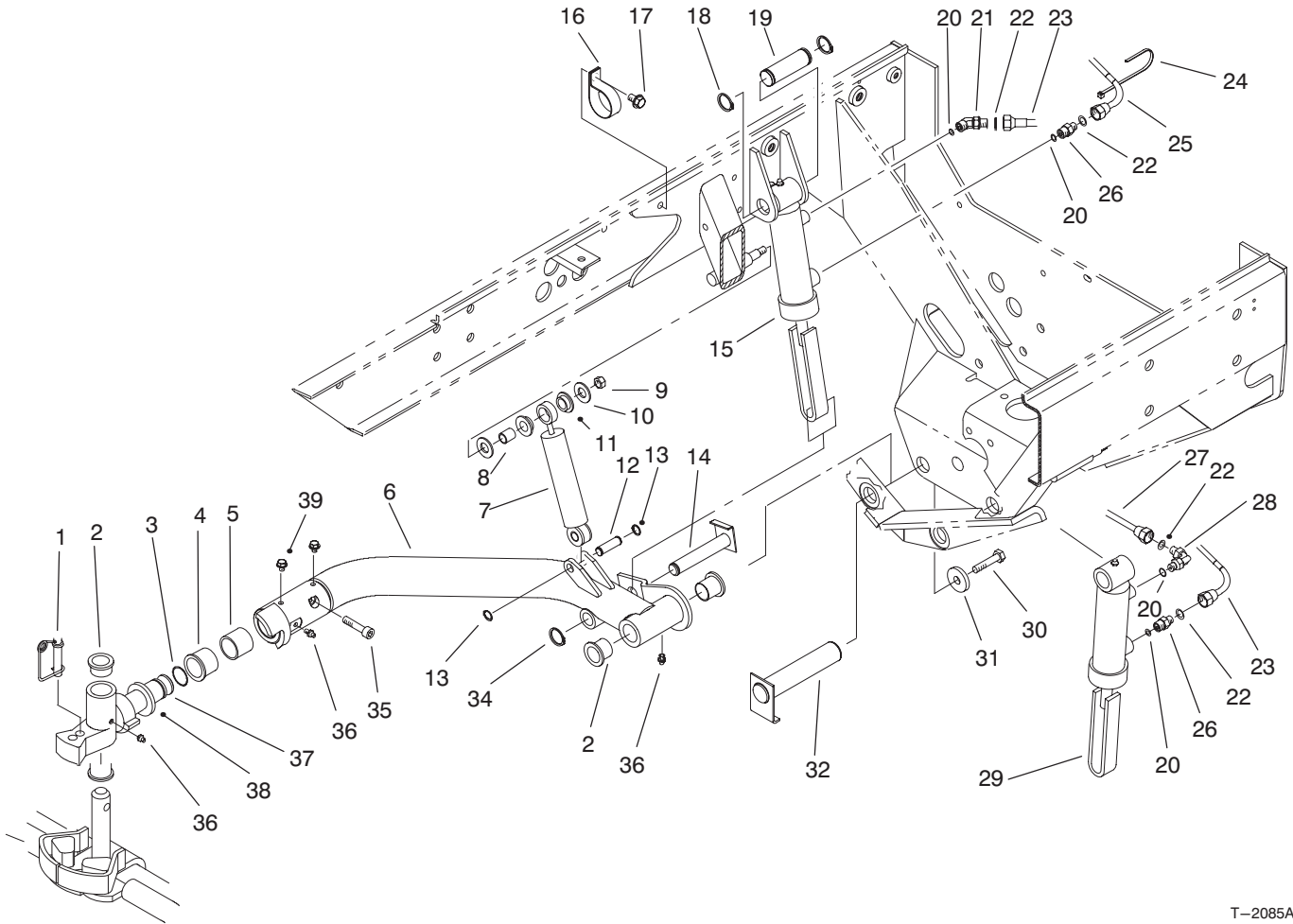
T-2084

HYDRAULIC CYLINDER NO. 93-2650

Ref. No.	Part No.	Description	No. Used
1	302-5	Fitting - Grease	1
†2		Assembly - Barrel	1
3	32152-10	Nut - Lock	1
4	70-2780	Piston	1
†5		O-Ring	1
†6		Seal - Special	1
†7		O-Ring	1
†8		Backup	1

Ref. No.	Part No.	Description	No. Used
†9		Seal - Rod	1
10	93-7990	Head	1
†11		Seal - Dust	1
12	94-2644	Shaft With Clevis	1
13	93-7991	Collar	1
*	86-7330	Kit - Seal Repair (Incl. Ref. #5-9, & 11)	1

† Not Serviced Separately.
*Not Illustrated



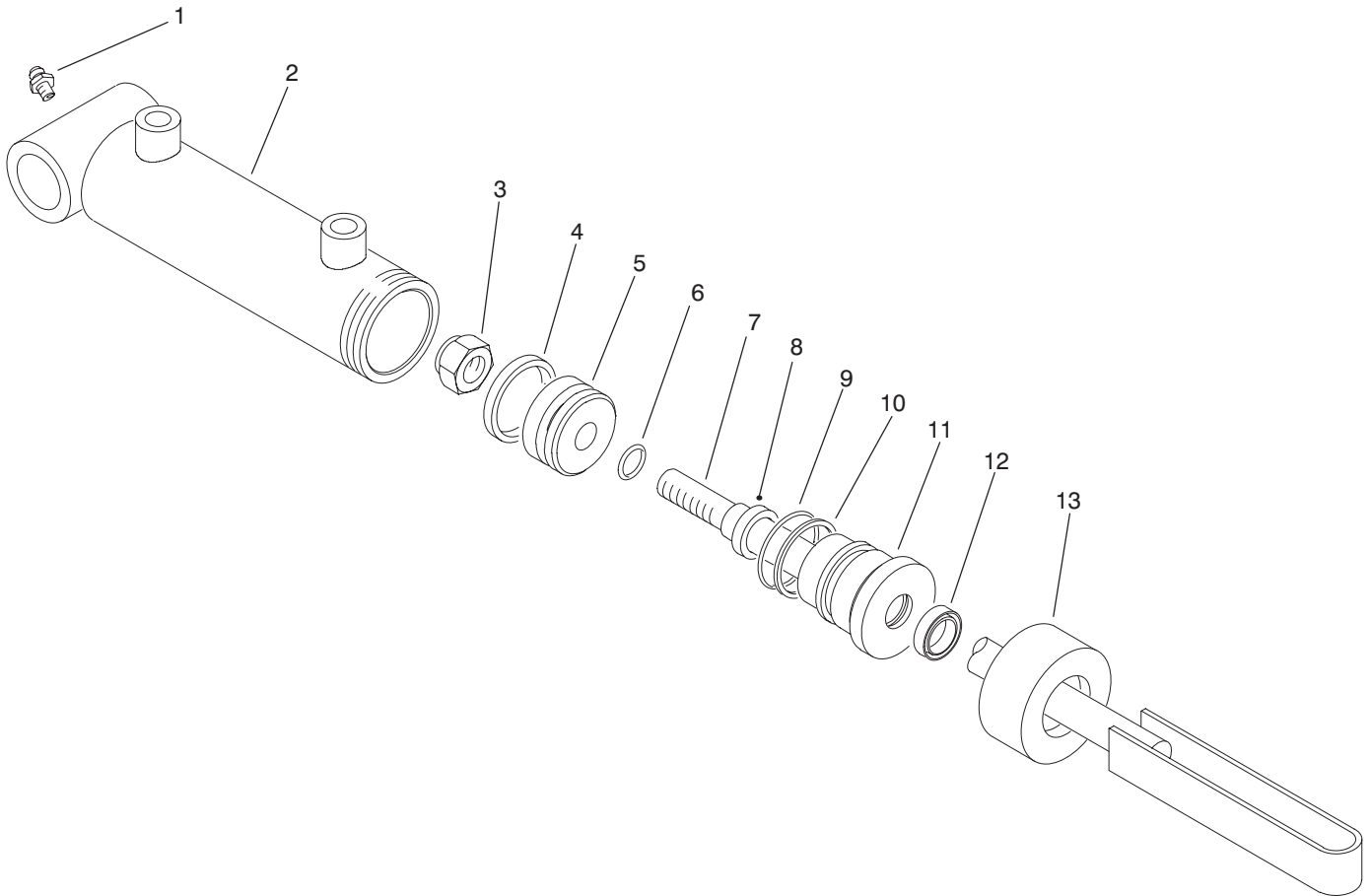
T-2085A

REAR LIFT ARM ASSEMBLY

Ref. No.	Part No.	Description	No. Used
1	93-9161	Pin	2
2	93-7408	Bushing - Flange	8
3	93-7524	O-Ring	2
4	93-7561	Bushing - Flange	2
5	93-7409	Bushing	2
6	93-9192	Lift Arm #3	1
*	93-9191	Lift Arm #2	1
7	93-4224	Absorber - Shock	2
8	256-172	Bushing	4
9	33025-00	Nut	2
10	69-8980	Washer - Flat	4
11	94-1430	Bushing - Flange	8
12	93-4246	Pin - Shock	2
13	32151-61	Ring - Retaining	4
14	92-7456	Pin	2
15	92-7420	Assy. - Cylinder, Hyd. #3	1
16	2412-96	Clamp-R	1
17	32144-11	Screw - Self Tapping	1
18	32151-36	Ring - Retaining	4
19	92-7548	Pin - Cylinder	2
20	237-78	O-Ring	4

Ref. No.	Part No.	Description	No. Used
21	340-103	Fitting - Hydraulic 45° (Incl. Ref. #20 & 22)	1
22	237-21	O-Ring	4
23	92-7636	Assembly - Hose	1
24	3290-378	Tie - Cable	2
25	92-7638	Assembly - Hose	1
26	340-92	Fitting - Hydraulic (Incl. Ref. #20 & 22)	2
27	92-7639	Assembly - Hose	1
28	340-132	Fitting - Hydraulic 90° (Incl. Ref. #20 & 22)	1
29	92-7421	Assy. - Cylinder, Hyd. LH	1
30	33105-040	Screw - HHF	2
31	53-6380	Washer - Flat	2
32	93-9189	Pin	2
34	32120-93	Ring - Retaining	2
35	93-4234	Screw - Socket Hd.,	2
36	302-5	Fitting - Grease	6
37	93-9181	Knuckle - Pivot	2
38	94-1427	Washer - Thrust	2
39	33104-010	Screw - HH	4

*Not Illustrated



T-2086

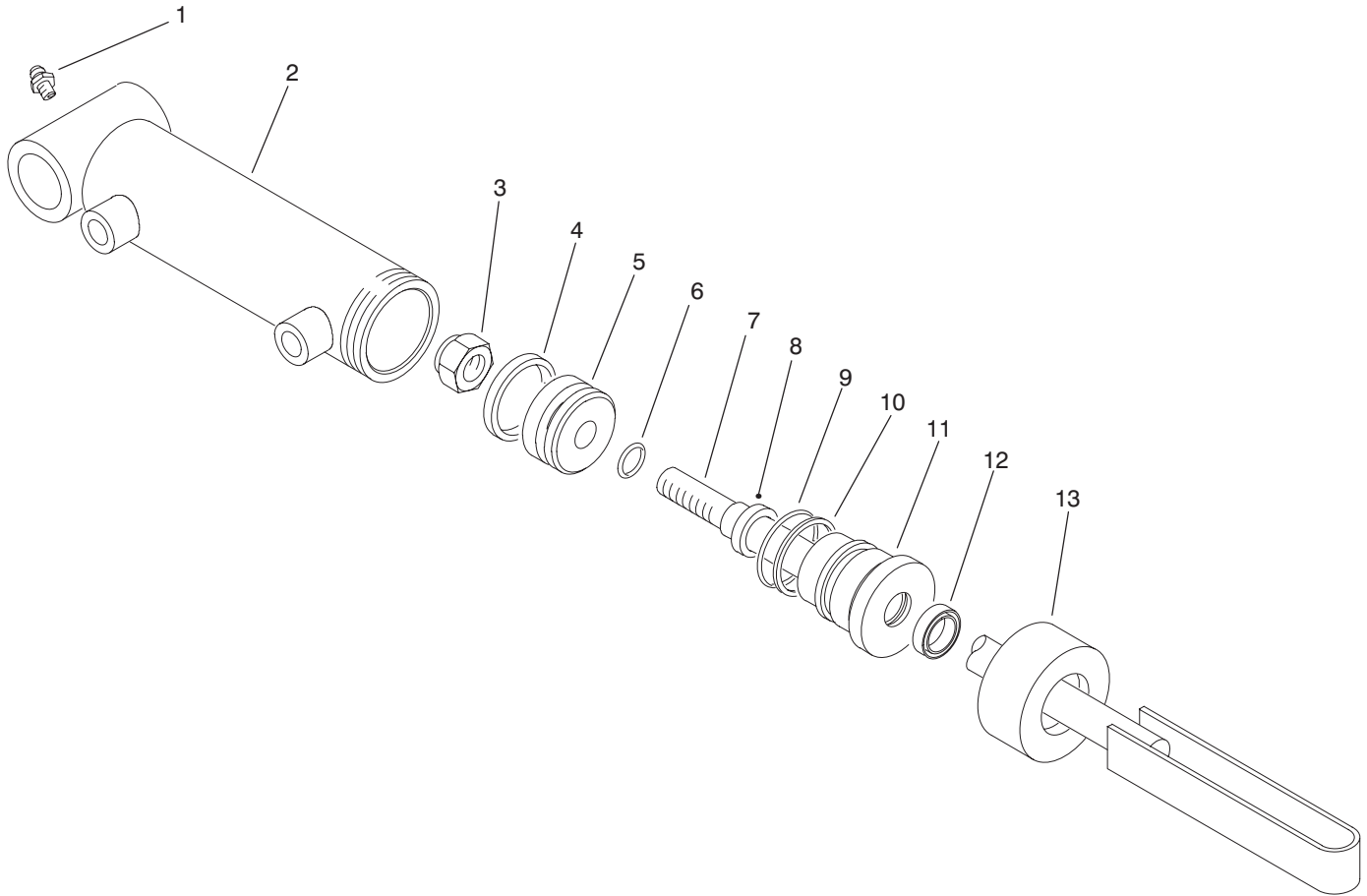
HYDRAULIC CYLINDER NO. 92-7420

Ref. No.	Part No.	Description	No. Used
1	302-5	Fitting - Grease	1
2	93-7992	Asm. - Barrel	1
3	32152-10	Nut	1
†4		Uni-ring	1
5	70-2780	Piston	1
†6		O-Ring	1
7	93-7989	Shaft W/Clevis	1
†8		Seal - Rod	1

Ref. No.	Part No.	Description	No. Used
9		O-Ring	1
†10		Backup	1
11	93-7990	Head	1
†12		Seal - Dust	1
13	93-7991	Collar	1
*	86-7330	Seal repair Kit (Incl. Ref. #4, 6, 8-10 & 12)	1

*Not Illustrated

† Not Serviced Separately.



T-2087

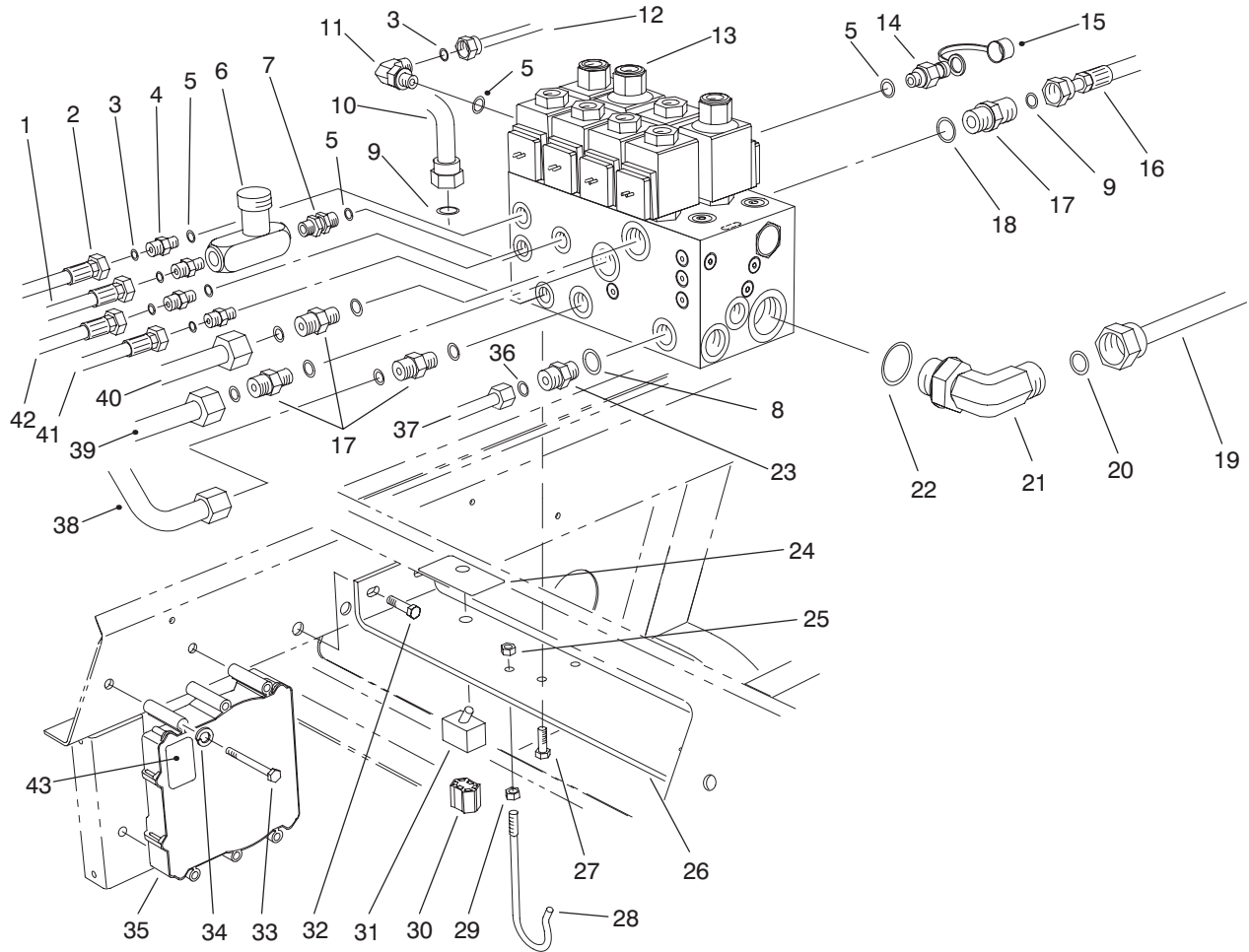
HYDRAULIC CYLINDER NO. 92-7421

Ref. No.	Part No.	Description	No. Used
1	302-5	Fitting - Grease	1
2	93-7995	Asm. - Barrel	1
3	32152-10	Nut	1
†4		Uni-ring	1
5	84-1710	Piston	1
†6		O-Ring	1
7	93-7989	Shaft W/Clevis	1
†8		Seal - Rod	1

Ref. No.	Part No.	Description	No. Used
9		O-Ring	1
†10		Backup	1
11	93-7993	Head	1
†12		Seal - Dust	1
13	93-7994	Collar	1
*	84-1760	Seal repair Kit (Incl. Ref. #4, 6, 8-10 & 12)	1

*Not Illustrated

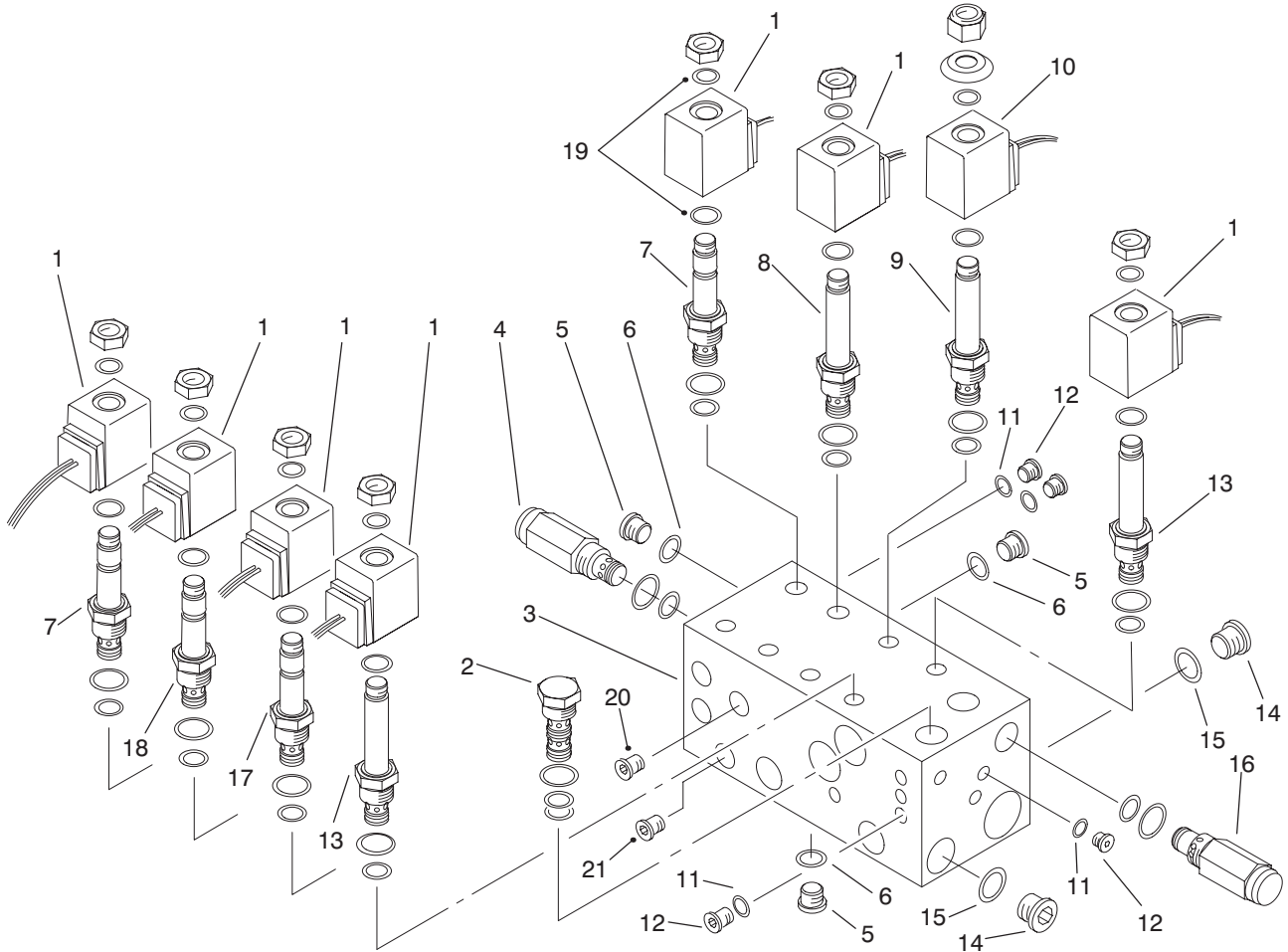
†Not Serviced Separately.



T-2088A

FRONT HYDRAULIC CONTROL BLOCK & HOSES

Ref. No.	Part No.	Description	No. Used	Ref. No.	Part No.	Description	No. Used
1	82-6490	Assembly - Hose	1	22	237-81	O-Ring	1
2	92-7562	Assembly - Hose	1	23	340-2	Adapter - Hydraulic (Incl. Ref. #8 & 36)	1
3	237-21	O-Ring	5	24	93-9197	Decal - Switch, Backlap	1
4	340-92	Fitting - Hydraulic (Incl. Ref. #3 & 5)	4	24	93-1264	Decal - Switch, Backlap (Europe)	1
5	237-78	O-Ring	8	25	3296-29	Nut - Lock	1
6	93-7489	Valve - Control, Flow	1	26	92-7519	Bracket - Block, Manifold	1
7	93-7597	Fitting - SAE (Incl. Ref. #5)	1	27	33104-016	Screw - Hex. Hd. Flange	4
8	237-42	O-Ring	1	28	93-7970	Form - Wire, Hose Mount	1
9	237-30	O-Ring	4	29	3217-6	Nut - Jam	1
10	92-7479	Assembly - Tube	1	30	92-7547	Harness - Wire, Main	1
11	340-132	Fitting - Hydraulic 90° (Incl. Ref. #3 & 5)	1	31	93-7487	Switch - Toggle	1
12	92-7591	Assembly - Tube	1	32	3234-17	Screw - Flange Hd.	4
13	92-7418	Assembly - Block, Control	1	33	321-15	Screw - HH	3
14	354-77	Fitting - Quick Connect (Incl. Ref. #5)	1	34	3253-3	Washer - Lock	3
15	354-79	Cap - Fitting	1	35	92-5720	Controller - Solid State	1
16	92-7491	Assembly - Hose	1	36	237-22	O-Ring	1
17	340-4	Fitting - Hydraulic (Incl. Ref. #9 & 18)	4	37	93-4222	Assy. - Tube, Drain Return	1
18	237-79	O-Ring	4	38	94-1447	Asm. - Tube, Steering Ret.	1
19	92-7557	Assembly - Tube	1	39	93-4217	Assembly - Tube	1
20	237-65	O-Ring	1	40	93-4216	Assembly - Tube	1
21	340-139	Fitting - Hydraulic 90° (Incl. Ref. #20 & 22)	1	41	92-7565	Assembly - Hose	1
				42	92-7564	Assembly - Hose	1
				43	93-8053	Decal - ECU Label (Europe)	1



T-2089B

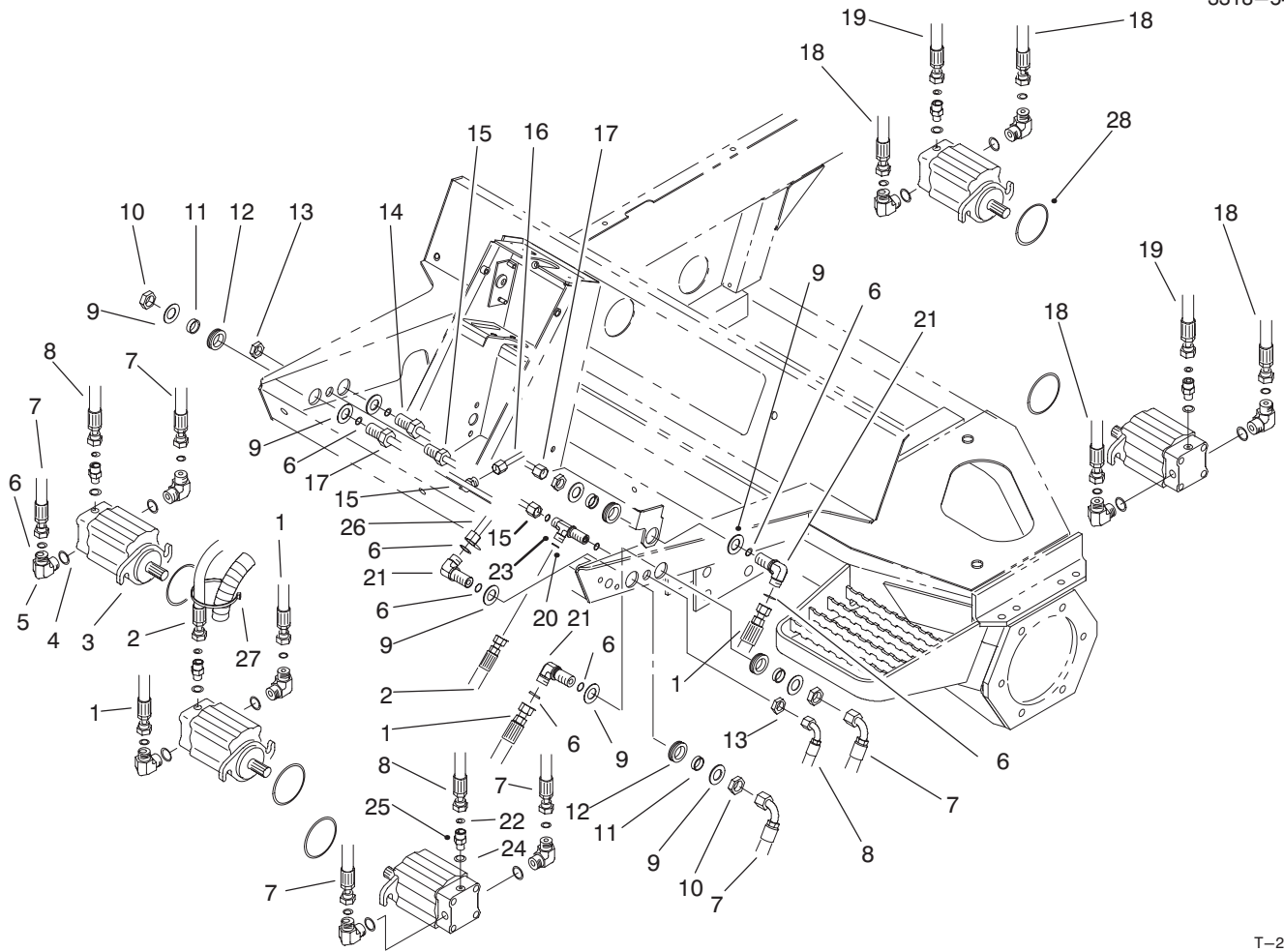
CONTROL BLOCK ASSEMBLY NO. 92-7418

Ref. No.	Part No.	Description	No. Used
1	88-9190	Solenoid - 20 Watt	7
2	93-7491	Cartridge - Pilot Check (Use Seal Kit 69-4260)	1
†3		Block - Manifold, Front	1
4	93-7492	Cartridge - Relief 2300 psi (Use Seal Kit 75-2080)	1
5	353-990	Plug (Incl. Ref. #6)	10
6	237-78	O-Ring	10
7	88-6990	Cartridge - N.C. (Use Seal Kit 75-2080)	2
8	92-3071	Solenoid (Use Seal Kit 69-4260)	1
9	88-6970	Cartridge - N.O. (Use Seal Kit 75-2080)	1
10	88-9200	Solenoid - 28 Watt	1
11	237-156	O-Ring	10
12	353-991	Plug (Incl. Ref. #11)	10

Ref. No.	Part No.	Description	No. Used
13	93-7494	Cartridge - N.O. Poppet (Use Seal Kit 75-2080)	2
14	353-989	Plug (Incl. Ref. #15)	5
15	237-42	O-Ring	5
16	75-0920	Cartridge - Relief 3000 psi (Use Seal Kit 75-2080)	1
17	88-6980	Cartridge - N.O. Poppet (Use Seal Kit 75-2080)	1
18	92-6315	Cartridge - N.C. Poppet (Use Seal Kit 75-2080)	1
19	94-5438	Seal - Solenoid	16
20	94-3077	Plug - Orifice	1
21	94-8140	Plug - Orifice	1
*	75-2080	Seal Kit	7
*	69-4260	Seal Kit	2

*Not Illustrated

†Not Serviced Separately



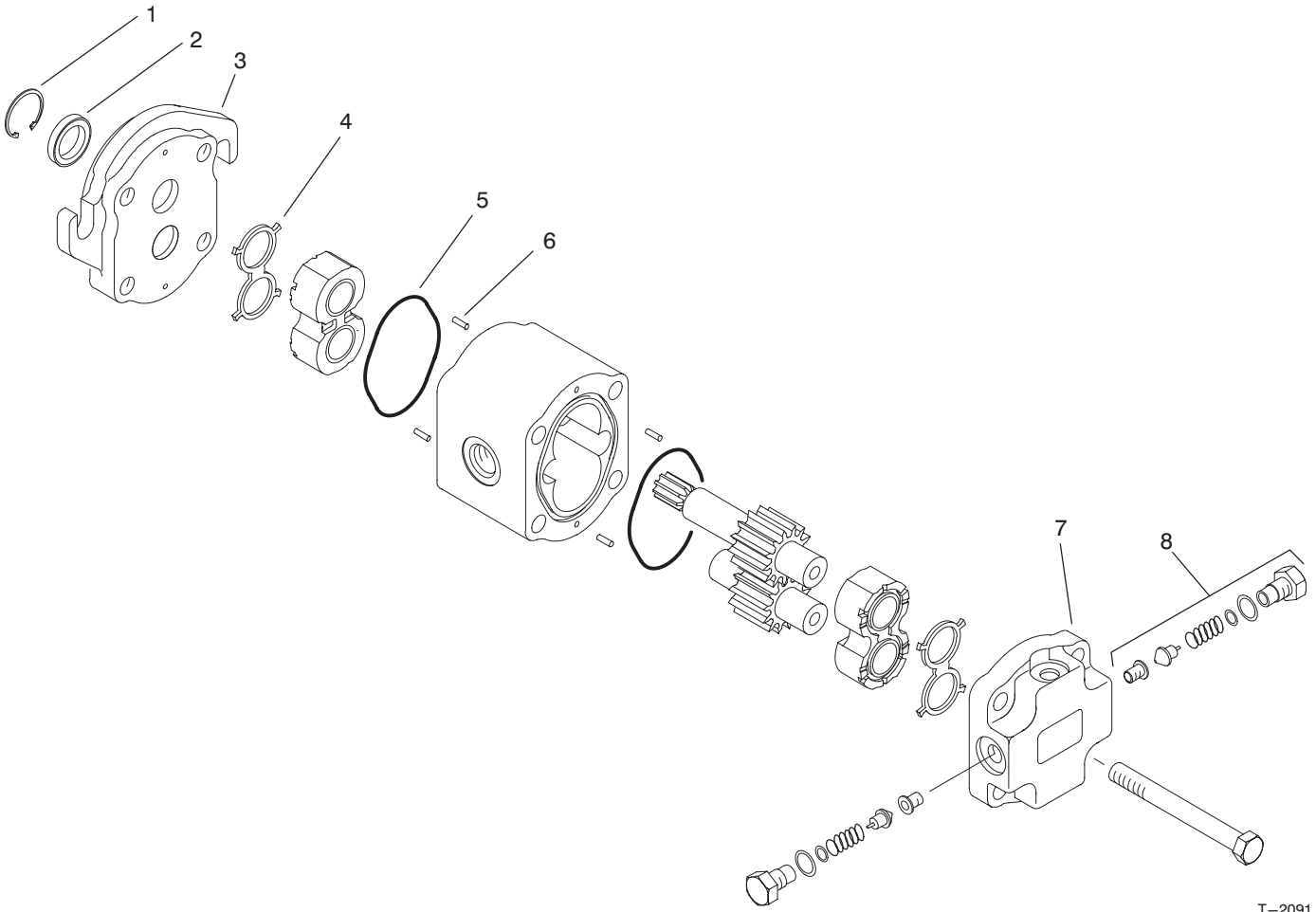
T-2090

REEL MOTORS & HOSES

Ref. No.	Part No.	Description	No. Used
1	92-7556	Assembly - Hose	1
2	92-7560	Assembly - Hose	1
3	92-7387	Motor - Hydraulic	5
4	237-79	O-Ring	10
5	340-98	Fitting - Hydraulic 90° (Incl. Ref. #4 & 6)	10
6	237-30	O-Ring	18
7	92-7555	Assembly - Hose	4
8	92-7559	Assembly - Hose	2
9	69-8930	Washer	10
10	340-127	Nut - Bulkhead	5
11	69-8960	Spacer	5
12	240-5	Grommet	5
13	340-70	Nut - Bulkhead	2
14	93-4216	Assembly - Tube (Incl. Ref. #6)	1
15	93-4223	Assy. - Tube, Front Drain (Incl. Ref. #20)	1

Ref. No.	Part No.	Description	No. Used
16	93-4222	Assy. - Tube, Drain Return	1
17	93-4219	Assy. - Tube, #1 Bulkhead (Incl. Ref. #6)	1
18	92-7649	Assembly - Hose	4
19	93-4201	Assembly - Hose	2
20	237-22	O-Ring	3
21	93-9151	Fitting - Hydraulic 90° (Incl. Ref. #6)	3
22	237-21	O-Ring	5
23	340-68	Fitting - Hydraulic, Tee (Incl. Ref. #20)	1
24	237-78	O-Ring	5
25	340-92	Fitting - Hydraulic (Incl. Ref. #22 & 24)	5
26	93-4217	Assembly - Tube	1
27	3290-378	Tie - Cable	1
28	93-9783	O-Ring	10

3318-547



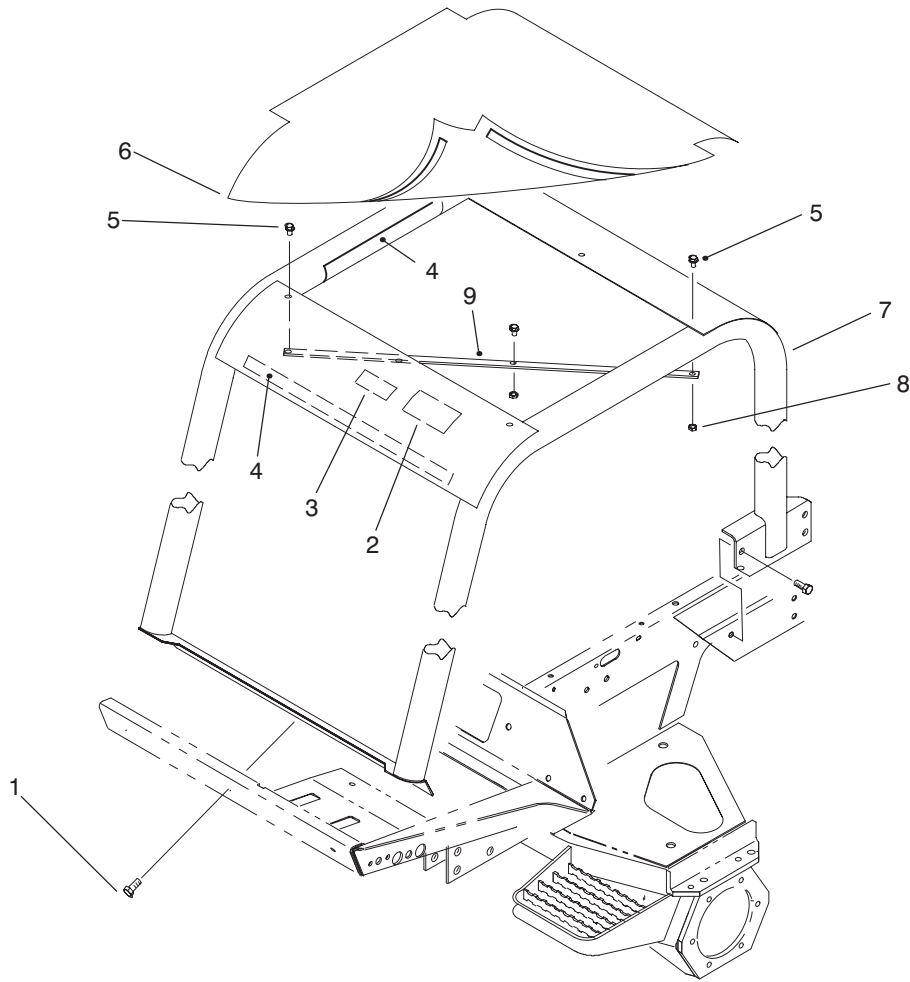
T-2091

REEL MOTOR NO. 92-7387 ASSEMBLY

Ref. No.	Part No.	Description	No. Used
1		Ring – Retaining	1
2		Seal – Shaft	1
3		Flange	1
4		E-Seal	2
5		O-Ring	2
6		Pin – Dowel	4
7		Block – Valve (Incl. Ref. #8)	1

Ref. No.	Part No.	Description	No. Used
8		Valve – Adjusting	2
*	93-9152	Kit – Flange (Incl. Ref. #1-3 & 6)	1
*	93-9153	Kit – Seal (Incl. Ref. #1, 2, 4 & 5)	1
*	93-9154	Kit – Valve Block (Incl. Ref. #6 & 7)	1

*Not Illustrated



T-2092

ROLL OVER PROTECTION SYSTEM (ROPS)

Ref. No.	Part No.	Description	No. Used
1	33106-035	Screw - HHF	3
2	83-7430	Decal - Danger	1
2	93-8050	Decal - Warning (Europe)	1
3	92-7540	Decal - ROPS	1
3	93-8073	Decal - Blank (Europe)	1
4	93-9157	Velcro	4

Ref. No.	Part No.	Description	No. Used
5	33104-030	Screw - HHF	5
6	93-9160	Cover - ROPS	1
7	94-2643	Frame - ROPS (Incl. Ref. #2-4)	1
8	33024-00	Nut - Lock	5
9	93-9159	Strap - Cover	2

TORO PART NUMBER INDEX

Part No.	Description	Pg. No.	Ref. No.	Qty.	Part No.	Description	Pg. No.	Ref. No.	Qty.
3-3251	Spring - Brake, Park	3	32	1	66-8610	Weldment - Lower	8	10	1
3-6498	Washer - Thrust	65	30	6	66-9290	Spacer	8	15	6
5-0652	Spacer	5	47	1	66-9770	Seal	4	28	1
21-4191	Assembly - Seat Belt	6	4	1	66-9780	Bushing	4	29	1
21-9260	Cover - Dust	3	12	1	66-9860	Upper Cover & Jacket	4	37	1
27-2360	Switch - Ignition	12	43	1	66-9870	Plate - Retaining	4	38	1
36-3400	Decal - Warning	65	5	2	66-9880	Washer - Retaining Plate	4	39	1
37-8771	Bolt - Shoulder	31	33	2	66-9890	Ring - Retaining	4	40	1
44-2210	Assembly - Light, Warning	3	24	1	66-9900	Shaft - Input	4	41	1
46-0330	Nut-Hex	47	1	2	66-9970	Spring Kit	4	*	1
46-6550	Fitting - Connector	16	8	1	66-9980	Seal Kit	4	*	1
46-6560	Bushing	16	9	2	66-9990	Needle Roller Kit	4	*	1
46-8091	Screw - Tapping	1	14	2	67-7160	Block - Fuse	12	48	2
48-7570	Screw - Cap Hex. Hd.	32	9	3	68-5140	Cap - Wheel, Steering	3	14	1
48-7610	Screw - Cap Hex. Hd.	32	46	3	68-5370	Decal - Toro	3	15	1
48-7700	Screw - Cap Hex. Hd.	37	38	3	68-6150	Breather - Air	15	4	1
48-7700	Screw - Hex. Hd.	32	45	6	68-9420	Washer - Lock	40	4	6
48-7730	Screw - Hex. Hd. Flange	15	5	6	68-9420	Washer - Lock	36	34	5
48-7780	Screw - Hex. Hd.	32	42	3	69-2970	Cap - Hub	59	33	2
48-7810	Screw - Cap Hex. Hd.	32	10	3	69-2980	Seal - Inner	59	22	2
48-7810	Screw-Mounting	47	5	3	69-3020	Latch - Draw	31	34	2
48-7840	Screw - Cap Hex. Hd.	32	5	1	69-4260	Seal Kit	64	*	1
48-7880	Nut	32	24	3	69-4260	Seal Kit	74	*	2
48-7880	Nut	7	29	1	69-6470	Bushing - Flange	59	18	4
48-7890	Nut	7	30	1	69-8890	Cap - Spindle	59	15	2
48-7930	Nut - Hex.	32	28	2	69-8900	Spacer	52	59	1
48-9460	Screw - Cap Hex. Hd.	36	35	2	69-8910	Washer	52	58	2
48-9470	Screw	32	4	1	69-8920	Washer	18	10	4
49-2040	Screw - Cap Hex. Hd.	7	2	1	69-8920	Washer	18	10	6
49-2640	Seal - Shaft	27	11	1	69-8930	Washer	75	9	10
49-6440	Pedal - Accelerator	5	15	1	69-8930	Washer	62	16	8
52-1320	Decal - Fuel, Diesel	2	34	1	69-8950	Spacer	18	12	2
52-5910	Ring - Retaining	7	25	1	69-8950	Spacer	18	12	3
53-6380	Washer - Flat	70	31	2	69-8960	Spacer	75	11	5
53-6380	Washer - Flat	66	57	2	69-8960	Spacer	62	18	4
53-9681	Mount - Rubber	32	3	3	69-8980	Washer - Flat	70	10	4
55-1930	Nut - Lock	61	2	1	69-8980	Washer - Flat	65	17	12
56-6710	O-Ring	27	1	6	70-1480	Relay	7	27	1
56-7972	Clamp - Tube	62	8	2	70-2780	Piston	67	4	1
56-7973	Clamp	3	54	6	70-2780	Piston	69	4	1
56-7973	Clamp - Tube	62	34	10	70-2780	Piston	71	5	1
59-9740	Latch - Draw	1	12	1	71-4580	Clutch - Roller	51	15	1
60-5700	Spring - Compression	5	43	1	71-4590	Washer - Thrust	51	16	2
60-5890	Washer	27	12	1	72-3560	Decal - 4WD (Model 03801)	2	29	1
60-6700	Screw - Cap Hex. Hd.	65	4	6	74-0720	Tube - Manual	6	16	1
61-2790	Filler - Screen	16	24	1	74-3410	Assembly - Radiator	31	20	1
61-2790	Filter - Screen	15	9	1	74-3650	Fan - Engine	32	32	1
62-2170	Washer - Thrust	59	17	4	74-5500	Bolt - Wheel	51	36	10
62-5550	Decal - Toro	1	1	1	74-5700	Bearing - Needle	51	30	1
62-7650	Gasket	16	17	1	74-5940	Assembly - Rod, Tie	59	47	1
63-7622	Hose - Fuel	49	15	1	74-5950	Latch - Swell	1	24	3
63-7627	Hose - Fuel	16	4	1	74-5950	Latch - Swell	11	30	1
63-7627	Hose - Fuel	32	27	1	74-6490	Hose - Water Line	32	40	2
63-7640	Sender - Fuel	16	18	1	74-6540	Tappet - Valve	36	14	8
63-7880	Pin - Latch, Brake	5	31	1	74-6550	Cup - Upper Valve Spring	35	11	8
63-7900	Rack	3	1	1	74-6560	Spring - Valve	35	10	8
63-8360	Key - Ignition	11	35	1	74-6570	Cup - Lower Valve Spring	35	9	8
63-8410	Washer - Flat	16	14	3	74-6580	Insert - Valve (1.650mm)	35	13	8
63-8410	Washer - Flat	15	27	3	74-6590	Insert - Valve (1.725mm)	35	*	8
63-9920	Decal - EEC 105 DBA	7	15	1	74-6600	Insert - Valve (1.800mm)	35	*	8
65-5100	Handle - Hood	1	11	1	74-6610	Insert - Valve (1.900mm)	35	*	8
66-1930	nut - Lock	58	11	1	74-6620	Insert - Valve (1.975mm)	35	*	8
66-1940	Piston	58	4	1	74-6630	Insert - Valve (2.050mm)	35	*	8
66-2920	Washer - Nylon	7	1	2	74-6640	Insert - Valve (2.125mm)	35	*	8
66-3160	Screw	32	11	4	74-6650	Insert - Valve (2.225mm)	35	*	8
66-3240	Cap - Radiator (Europe)	49	22	1	74-6660	Insert - Valve (2.250mm)	35	*	8
66-4190	Spring	7	12	1	74-6670	Insert - Valve (2.275mm)	35	*	8
66-8121	Standpipe	16	7	1	74-6680	Insert - Valve (2.300mm)	35	*	8
66-8520	Bumper - Down-stop	8	17	2	74-6690	Insert - Valve (2.325mm)	35	*	8
66-8530	Adjuster	8	16	1	74-6700	Insert - Valve (2.350mm)	35	*	8
66-8560	Nut - Push	8	11	4	74-6710	Insert - Valve (2.375mm)	35	*	8

*Not Illustrated

TORO PART NUMBER INDEX (Cont.)

Part No.	Description	Pg. Ref. No. No. Qty.	Part No.	Description	Pg. Ref. No. No. Qty.
74-6720	Insert - Valve (2.400mm)	35 13 8	74-7650	Washer - Flat	36 20 3
74-6730	Insert - Valve (2.425mm)	35 * 8	74-7670	Head Bolt & Washer Set	37 * 1
74-6740	Insert - Valve (2.450mm)	35 * 8	74-7770	Hose - Crankcase	33 11 1
74-6750	Insert - Valve (2.475mm)	35 * 8	74-7780	Gasket	33 12 1
74-6760	Insert - Valve (2.500mm)	35 * 8	74-7790	Screw	33 13 1
74-6770	Insert - Valve (2.525mm)	35 * 8	74-7810	Gasket - Plate	33 15 1
74-6780	Insert - Valve (2.550mm)	35 * 8	74-7820	Plate	33 16 1
74-6790	Insert - Valve (2.575mm)	35 * 8	74-7840	Plug	37 42 2
74-6800	Insert - Valve (2.600mm)	35 * 8	74-7840	Plug - 27 mm Dia.	33 18 8
74-6810	Insert - Valve (2.625mm)	35 * 8	74-7840	Plug - 27 mm Dia.	36 33 2
74-6820	Insert - Valve (2.650mm)	35 * 8	74-7930	Screw - Bearing Cap	33 27 10
74-6830	Insert - Valve (2.675mm)	35 * 8	74-7940	Bushing - Spring	33 28 1
74-6840	Insert - Valve (2.700mm)	35 * 8	74-7950	Screw - Plate	33 29 6
74-6850	Insert - Valve (2.725mm)	35 * 8	74-7960	Stud - Filter	33 30 1
74-6860	Insert - Valve (2.750mm)	35 * 8	74-7970	Filter - Oil	33 31 1
74-6870	Insert - Valve (2.775mm)	35 * 8	74-7990	Pin	34 16 1
74-6880	Insert - Valve (2.800mm)	35 * 8	74-7990	Pin - Spring	33 33 4
74-6890	Insert - Valve (2.825mm)	35 * 8	74-8000	Plug	33 34 2
74-6900	Insert - Valve (2.850mm)	35 * 8	74-8010	Guide - Dipstick	33 35 1
74-6910	Insert - Valve (2.875mm)	35 * 8	74-8030	Pin - Spring	33 37 1
74-6920	Insert - Valve (2.900mm)	35 * 8	74-8100	Gear - Pinion	34 4 1
74-6930	Insert - Valve (2.925mm)	35 * 8	74-8110	Sprocket - Oil Pump	34 5 1
74-6940	Insert - Valve (2.950mm)	35 * 8	74-8120	Key - Woodruff	34 6 2
74-6950	Insert - Valve (2.975mm)	35 * 8	74-8140	Cover	34 9 1
74-6960	Insert - Valve (3.000mm)	35 * 8	74-8150	Gasket - Cover	34 10 1
74-6970	Insert - Valve (3.025mm)	35 * 8	74-8170	Bearing Set (Std.)	34 12 2
74-6980	Insert - Valve (3.050mm)	36 13 8	74-8210	Thrust Bearing Set	34 * 2
74-6990	Insert - Valve (3.075mm)	36 * 8	74-8230	Crankshaft	34 14 1
74-7000	Insert - Valve (3.100mm)	36 * 8	74-8260	Flywheel	34 34 1
74-7010	Insert - Valve (3.125mm)	36 * 8	74-8270	Pin	34 18 3
74-7020	Insert - Valve (3.150mm)	36 * 8	74-8280	Screw - Cap Hex. Hd.	34 19 8
74-7030	Insert - Valve (3.175mm)	36 8 8	74-8290	Seal - #1 Bearing Cap	34 20 2
74-7040	Insert - Valve (3.200mm)	36 * 8	74-8300	Clip - Piston Pin	34 21 8
74-7050	Insert - Valve (3.225mm)	36 * 8	74-8310	Pin - Piston	34 22 4
74-7060	Insert - Valve (3.250mm)	36 * 8	74-8320	Piston Ring Set - 0.20 mm	34 * 4
74-7070	Insert - Valve (3.275mm)	36 * 8	74-8330	Piston Ring Set - 0.50 mm	34 * 4
74-7080	Insert - Valve (3.300mm)	36 * 8	74-8340	Piston Ring Set - 0.80 mm	34 * 4
74-7090	Insert - Valve (3.325mm)	36 * 8	74-8380	Bearing - Connecting Rod	34 27 4
74-7100	Insert - Valve (3.350mm)	36 * 8	74-8420	Piston Set - Stage #1	34 29 1
74-7110	Insert - Valve (3.375mm)	36 * 8	74-8430	Piston Set - Stage #2	34 * 1
74-7120	Insert - Valve (3.400mm)	36 * 8	74-8440	Piston Set - Stage #3	34 * 1
74-7130	Insert - Valve (3.425mm)	36 * 8	74-8610	Pin	44 7 2
74-7140	Insert - Valve (3.450mm)	36 * 8	74-8610	Pin	46 8 2
74-7150	Insert - Valve (3.475mm)	36 * 8	74-8630	Bushing - Flange	44 8 1
74-7160	Insert - Valve (3.500mm)	36 * 8	74-8650	Journal	44 12 1
74-7170	Insert - Valve (3.550mm)	36 * 8	74-8670	Union - Inlet	44 13 1
74-7180	Insert - Valve (3.625mm)	36 * 8	74-8680	Gasket	44 14 2
74-7190	Insert - Valve (3.700mm)	36 * 8	74-8710	Washer	44 16 1
74-7200	Insert - Valve (3.775mm)	36 * 8	74-8710	Washer - E.T.L.W.	48 9 1
74-7210	Insert - Valve (3.850mm)	36 * 8	74-8720	Valve - Solenoid	44 17 1
74-7220	Insert - Valve (3.925mm)	36 * 8	74-8750	Pipe	45 12 1
74-7230	Insert - Valve (4.000mm)	36 * 8	74-8770	Plug	45 10 1
74-7240	Collar - Split	35 12 16	74-8830	Belt	38 18 1
74-7260	Bolt - Head	36 29 10	74-8870	Gasket	44 21 2
74-7270	Washer - Flat	36 28 10	74-8900	Washer - Flat	35 7 6
74-7300	Pan - Oil	33 23 1	74-8920	Washer - Copper	27 9 4
74-7310	Plug - Threaded	33 20 1	74-9100	Pad - Pedal, Forward	5 14 1
74-7320	Gasket	33 19 1	74-9110	Pad - Pedal, Reverse	5 17 1
74-7330	Screw - Cap Hex. Hd.	33 25 23	75-0560	Assembly - Wheel, Steering	3 13 1
74-7380	Gasket - Oil Pan	33 21 1	75-0610	Tread - Foot, RH	2 * 1
74-7400	Tube	37 41 1	75-0620	Tread - Foot, LH	2 43 1
74-7420	Ball	37 45 4	75-0630	Tread - Foot, Center	2 44 1
74-7430	Chamber - Turbulence	37 46 4	75-0920	Cartridge - Relief 3000 psi	64 13 1
74-7440	Chamber - Turbulence	37 * 4	75-0920	Cartridge - Relief 3000 psi	74 16 1
74-7450	Seat - Intake Valve	37 48 4	75-1010	Switch	11 20 1
74-7460	Seat - Intake Valve	37 * 4	75-1370	Cable - Battery, Positive	49 9 1
74-7480	Valve - Intake	37 49 4	75-1370	Cable - Battery, Positive	32 17 1
74-7560	Washer - Spring	36 16 3	75-1390	Cover - Access, Front	2 39 1
74-7600	Plug	35 4 4	75-1410	Plate - Access, Floor	2 40 1
74-7630	Gasket - Valve Cover	36 18 1	75-1430	Pedal - Brake, RH	5 40 1
74-7640	Cover - Valve	36 19 1	75-1440	Pedal - Brake, LH	5 35 1

*Not Illustrated

TORO PART NUMBER INDEX (Cont.)

Part No.	Description	Pg. No.	Ref. No.	Qty.	Part No.	Description	Pg. No.	Ref. No.	Qty.
75-1470	Pin - Pivot, Brake	5	46	1	76-5570	Washer-Lock	47	2	2
75-1490	Rod - Brake, Park	3	47	1	76-5590	Sleeve - Spring	47	4	1
75-2080	Seal Kit	64	*	5	76-5600	Asm. - Holder, Injector	45	14	4
75-2080	Seal Kit	74	*	7	76-6910	Kit - Rotating	24	14	1
75-2810	Bracket - Column, Steering	3	11	1	76-6910	Kit - Rotating	23	16	1
75-2970	Pedal - Traction	5	16	1	76-6910	Kit - Rotating	22	17	1
75-3270	Hub - Pivot, Traction	5	6	1	76-6930	Shaft - Drive, Straight	24	3	1
75-3400	Shaft - Pivot, Seat	6	20	1	76-6950	Race - Thrust	22	5	2
75-3420	Lever - Control	11	9	1	76-6950	Race - Thrust	23	5	2
75-3480	Weldment - Upper	8	23	1	76-6950	Race - Thrust	24	5	2
75-3510	Bolt - Shoulder	8	26	2	76-6950	Race - Thrust	29	51	1
75-3530	Spring - Compression	8	3	1	76-6960	Bearing - Thrust	22	6	1
75-3540	Pin - Roll	8	6	1	76-6960	Bearing - Thrust	23	6	1
75-3550	Bumper - Seat	8	7	2	76-6960	Bearing - Thrust	24	6	1
75-3580	Plate - Mounting, Seat	8	2	1	76-6960	Bearing - Thrust	29	52	1
75-3680	Rod - Seat	7	23	1	76-6970	Insert - Camplate	24	15	1
75-3710	Dipstick	15	8	1	76-6970	Insert - Camplate	23	17	1
75-3860	Fender - LH	2	36	1	76-6970	Insert - Camplate	22	18	1
75-4360	Bracket - Suspension, Seat	6	15	1	76-6980	O-Ring	24	9	1
75-4370	Bracket - Seat	6	10	1	76-6980	O-Ring	22	10	1
75-5190	Decal - No Riders	11	13	1	76-6980	O-Ring	23	10	1
75-5190	Decal - No Riders	2	35	1	76-7000	Ring - Retaining	22	4	2
75-5350	Pin - Cylinder, Slide	65	31	3	76-7000	Ring - Retaining	23	4	2
75-5740	Box - Control	12	53	1	76-7000	Ring - Retaining	24	4	2
75-5780	Hinge - Cover	2	47	1	76-7000	Ring - Retaining	29	50	2
75-5780	Hinge - Cover	12	54	1	76-7010	Ring - Retaining	22	1	1
75-5810	Box - Tool	2	30	1	76-7010	Ring - Retaining	23	1	1
75-5890	Hose	65	9	2	76-7010	Ring - Retaining	24	1	1
75-6370	Cap - Sensor	65	37	1	76-7010	Ring - Retaining	29	55	1
75-6490	Lever	5	22	1	76-7020	Spacer	24	2	1
75-6510	Bracket - Lever	5	20	1	76-7110	Plug	54	5	1
75-6550	Disc - Friction	5	19	1	76-7110	Plug	56	26	4
75-6580	Cable - Pedal	5	7	1	76-7120	Seal - Washer	54	6	1
75-6710	Decal - Fast/Slow	5	23	1	76-7120	Seal - Washer	56	27	4
75-6820	Hour Meter	12	51	1	76-7140	Plug	54	9	1
75-6840	Knob - Knurled	2	41	8	76-7150	Bolt	53	5	3
76-1910	Shaft - Pivot	8	12	2	76-7160	Gear Case Assembly	55	*	1
76-1920	Bushing - Sleeve	8	9	4	76-7170	Case - Differential	55	3	1
76-1930	Knob - Tension Adjustment	8	19	1	76-7180	Pinion - Mate	55	10	2
76-1940	Spring - Extension	8	14	2	76-7190	Gear - Side	55	9	2
76-2940	Bumper - Rubber	8	8	2	76-7200	Shaft - Pinion	55	4	1
76-4260	Bushing	57	3	1	76-7210	Washer - Thrust	55	11	2
76-4910	Stud	44	26	3	76-7220	Washer - Thrust	55	8	2
76-4930	Washer	44	5	3	76-7230	Washer - Lock	55	5	4
76-4940	Gear - Pump, Injection	44	2	1	76-7240	Ring - Gear	55	2	1
76-4950	Nut	44	1	1	76-7250	Shaft - Drive	55	1	1
76-4990	Bracket	46	15	1	76-7260	Bolt	55	6	8
76-5010	Washer	38	23	3	76-7270	Pin - Spring	55	7	1
76-5010	Washer - Spring	46	2	1	76-7280	Bearing	55	12	2
76-5010	Washer - Spring	41	7	5	76-7290	Shim - 0.1 mm	55	13	A/R
76-5060	Screw	46	1	1	76-7300	Shim - 0.2 mm	55	*	A/R
76-5070	Oil Pump Assembly	41	1	1	76-7310	Shim - 0.3 mm	55	*	A/R
76-5090	Spring - Piston	41	3	1	76-7320	Sleeve	53	4	1
76-5100	Bolt - Shoulder	41	5	1	76-7330	Bearing	53	1	1
76-5130	Stud	35	6	6	76-7340	Seal - Oil	53	6	1
76-5170	Chain - Pump Drive	41	13	1	76-7350	Bushing	53	7	1
76-5180	Washer - Copper	17	1	4	76-7360	O-Ring	53	10	1
76-5190	Fitting - Adjustable	17	2	2	76-7370	Bearing	53	11	1
76-5220	Element - Filter	17	5	1	76-7380	Washer	53	8	1
76-5260	Relay - Glow Plug	48	1	1	76-7390	Nut - Lock	53	9	1
76-5260	Relay - Glow Plug	7	28	1	76-7400	O-Ring	53	2	2
76-5290	Washer - Spring	48	4	4	76-7410	Shim - 0.1 mm	53	3	A/R
76-5300	Assembly - Filter, Fuel	16	22	1	76-7420	Shim - 0.2 mm	53	*	A/R
76-5300	Assembly - Filter, Fuel	17	3	1	76-7430	Shim - 0.4 mm	53	*	A/R
76-5310	Washer - E.T.L.W.	48	7	1	76-7450	Bolt - Stud	53	14	1
76-5320	Sensor - Water	17	9	1	76-7460	Washer	53	15	1
76-5440	Screw	36	17	2	76-7470	Pipe	54	8	1
76-5500	Screw	43	6	5	76-7480	Plug - Vent	54	7	1
76-5520	Holder - Injector	45	5	4	76-7490	Shaft - Differential	55	14	2
76-5530	Gasket - Injector	45	3	4	76-7500	Bearing	55	15	4
76-5540	Plug	45	2	4	76-7510	Pinion - 14T	56	10	2

*Not Illustrated

TORO PART NUMBER INDEX (Cont.)

Part No.	Description	Pg. Ref. No. No. Qty.	Part No.	Description	Pg. Ref. No. No. Qty.
76-7510	Pinion - 14T	55 17 2	77-3470	Screw	41 10 1
76-7520	Shim - 0.1 mm	55 16 A/R	77-3490	Screw	41 11 1
76-7530	Shim - 0.2 mm	55 * A/R	77-3510	Spring	38 14 1
76-7540	Shim - 0.4 mm	55 * A/R	77-3520	Cup	38 13 1
76-7550	Ring - Retaining	55 18 2	77-3600	Plate - Closing	49 47 1
76-7560	Case - Gear	56 1 2	77-3620	Retainer - Cover	31 25 2
76-7580	Seal - O-Ring	55 19 4	77-3700	Gasket - Exhaust, Manifold	32 37 1
76-7590	Spacer	55 20 2	77-3790	Plug - Drain	33 26 1
76-7600	Bolt - Reamer	55 21 2	77-4000	Shim Set	55 * 1
76-7610	Bolt	55 23 6	77-4010	Shim Set	53 * 1
76-7620	Washer - Lock	55 22 6	77-4020	Shim Set	55 * 1
76-7630	Holder - 25 mm R.H.	56 * 1	77-4030	Shim Set	56 * 1
76-7640	Bolt	56 5 8	77-4040	Shim Set	57 * 1
76-7640	Bolt	56 28 20	77-4050	Shim Set	57 * 1
76-7650	Shaft - Final Drive	56 2 2	80-4860	Pin - Clevis	8 1 1
76-7660	Holder - 20 mm L.H.	56 4 1	80-8660	Spacer	62 9 2
76-7670	Bearing	56 3 4	82-3740	Cooler - Oil	31 21 1
76-7680	Case - Final Drive	56 8 2	82-5050	Screw - Cap Hex. Hd.	25 26 2
76-7690	Nut	53 13 1	82-5120	Adapter - Pump To Engine	32 47 1
76-7700	Shim - 0.8 mm	57 25 A/R	82-6490	Assembly - Hose	73 1 1
76-7710	Bolt	57 8 2	82-6490	Assembly - Hose	65 28 1
76-7720	Nut	57 9 4	82-8170	Clamp	65 1 6
76-7730	Bushing	56 7 2	82-9060	Adjuster W/Handle	8 13 1
76-7740	Seal - Oil	56 6 2	83-6780	Pin - Cylinder	65 23 2
76-7750	Pinion - 15T	56 11 2	83-6790	Pin - Short, Cylinder	65 39 1
76-7760	Shim - 1.0 mm	57 * A/R	83-7430	Decal - Danger	77 2 1
76-7770	Cover	56 9 2	84-1710	Piston	68 4 1
76-7780	Shim - 1.2 mm	57 * A/R	84-1710	Piston	72 5 1
76-7790	Shim - 1.4 mm	57 * A/R	84-1740	Shaft With Clevis	68 12 1
76-7800	Arm - Drag Link	57 1 1	84-1760	Kit - Seal Repair	68 * 1
76-7810	Holder - Bearing	56 19 2	84-1760	Seal repair Kit	72 * 1
76-7820	Shim - 1.0 mm	57 5 A/R	85-4470	Potentiometer	12 52 1
76-7830	Shaft - Wheel	56 21 2	85-4480	Knob	12 45 1
76-7840	Gear - Bevel	56 13 2	85-4730	Decal - Hydraulic Oil Only	1 5 1
76-7870	Seal - Oil	56 20 2	85-4750	Display - Diagnostic ACE	9 2 1
76-7880	Spacer	56 15 2	85-6910	Decal - EEC 86 DBA	7 16 1
76-7890	Shim - 0.15 mm	56 14 A/R	86-2820	Assembly - Tire & Wheel	52 * 2
76-7900	Shim - 0.2 mm	56 * A/R	86-2990	Mount - Cable, Throttle	32 20 2
76-7910	Shim - 0.4 mm	56 * A/R	86-5910	Tire	59 28 2
76-7920	Ring - Retaining	56 16 2	86-5910	Tire	51 33 2
76-7930	Ring - Retaining	56 17 2	86-7330	Kit - Seal Repair	67 * 1
76-7940	Arm - Tie Rod	57 2 1	86-7330	Kit - Seal Repair	69 * 1
76-7950	Bushing	57 4 1	86-7330	Seal repair Kit	71 * 1
76-7960	Fitting - Grease	57 21 2	87-5100	Washer - Snubbing	32 2 3
76-7960	Fitting - Grease	56 30 2	87-6270	Socket - Light	12 *63 4
76-7970	Shim - 1.4 mm	57 * A/R	87-6620	Screw - Torx Pan Hd.	3 26 2
76-7980	Shim - 1.2 mm	57 * A/R	88-0440	Decal - Floor Plate	65 21 1
76-7990	Shim - .08 mm	57 * A/R	88-1550	Stop - Axle	52 66 1
76-8000	Bolt	57 6 4	88-3670	Piston	61 3 1
76-8010	Washer	57 7 2	88-6970	Cartridge - N.O.	74 9 1
76-8020	Rod - Tie	57 22 1	88-6970	Cartridge - No Flow	64 9 1
76-8030	L.H. Rod End Assembly	57 10 1	88-6980	Cartridge - N.C. Poppet	64 10 1
76-8040	Nut - L.H.	57 24 1	88-6980	Cartridge - N.O. Poppet	74 17 1
76-8050	R.H. Rod End Assembly	57 16 1	88-6990	Cartridge - N.C.	74 7 2
76-8060	Nut - R.H.	57 23 1	88-6990	Cartridge - N.C. Spool	64 7 1
76-8070	Adapter	53 12 1	88-9190	Solenoid - 20 Watt	64 1 4
76-8350	Stop - Axle	59 10 2	88-9190	Solenoid - 20 Watt	74 1 7
76-8350	Stop - Axle, 2WD	51 5 2	88-9200	Solenoid - 28 Watt	64 8 1
76-8350	Stop - Axle, 4WD	51 5 3	88-9200	Solenoid - 28 Watt	74 10 1
76-8750	Plate - Warning	31 15 1	92-1180	Assembly - Seat	6 5 1
76-9060	Gauge - Temperature	11 33 1	92-3071	Solenoid	74 8 1
77-2870	Weldment - Hanger	8 18 1	92-5720	Controller - Solid State	73 35 1
77-3300	Stud	40 1 6	92-5833	Spacer - Ball Joint	59 45 1
77-3310	Gasket	40 2 2	92-5833	Spacer - Ball Joint	51 46 2
77-3320	Nut - Hex	40 5 6	92-5836	Washer - Axle	52 50 1
77-3340	Manifold - Exhaust	40 6 1	92-5837	Asm. - Rod End	60 60 1
77-3400	Camshaft	38 5 1	92-5838	Ball Joint	52 62 1
77-3410	Key	38 4 1	92-5839	Ball Joint	59 38 1
77-3420	Gasket	38 3 2	92-5839	Ball Joint	51 45 1
77-3440	Screw	38 1 2	92-5844	Spacer - Ball Joint	51 47 1
77-3450	Washer	38 2 2	92-6315	Cartridge - N.C. Poppet	74 18 1

*Not Illustrated

TORO PART NUMBER INDEX (Cont.)

Part No.	Description	Pg. No.	Ref. No.	Qty.	Part No.	Description	Pg. No.	Ref. No.	Qty.
92-6584	Cylinder - Hydraulic	51	44	1	92-7493	Hose - Filter	15	20	1
92-6585	Assembly - Cylinder	59	39	1	92-7494	Asm. - Tube Steering Rear	3	42	1
92-6586	Butt & Tube Assembly	58	1	1	92-7494	Asm. - Tube, Steering Rear	60	59	1
92-6587	Piston Rod Assembly	58	9	1	92-7494	Asm. - Tube, Steering, Rear	63	48	1
92-6588	Gland	58	7	1	92-7494	Assy. - Tube, Steering	51	29	1
92-6590	Butt & Tube Assembly	61	1	1	92-7495	Asm. - Tube, Steering Rear	3	39	1
92-6591	Rod - Piston	61	9	1	92-7495	Asm. - Tube, Steering Rear	60	56	1
92-6592	Gland	61	7	1	92-7495	Asm. - Tube, Steering, Rear	63	49	1
92-6593	Kit - Seal	58	*	1	92-7495	Assy. - Tube, Steering	51	28	1
92-6594	Kit - Seal	61	*	1	92-7496	Tube - Steering, RH	3	44	1
92-7374	Shroud - Fan RH	31	10	1	92-7497	Tube - Steering, Front LH	3	8	1
92-7375	Shroud - Fan LH	31	44	1	92-7498	Tube - Steering, Front, In	3	5	1
92-7381	Tube - Water, Return	32	41	1	92-7499	Tube - Steering, Front, Out	3	7	1
92-7382	Cover - Manifold	32	38	1	92-7505	Screen	31	24	1
92-7383	Pump - Piston	25	24	1	92-7511	Hood	1	18	1
92-7385	Motor - Planetary	19	38	1	92-7516	Bracket - Support, Cooler	31	19	1
92-7386	Motor - Hydraulic	51	20	1	92-7519	Bracket - Block, Manifold	73	26	1
92-7387	Motor - Hydraulic	75	3	5	92-7520	Cable - Throttle	7	4	1
92-7388	Support - Radiator	31	45	1	92-7521	Hose - Fuel	16	21	1
92-7396	Mount - Cable	7	3	1	92-7521	Hose - Fuel	32	25	1
92-7414	Assembly - Brake, RH	19	50	1	92-7522	Hose - Fuel	16	6	1
92-7415	Asm - Complete	20	*	1	92-7525	Fitting - Hose	15	24	1
92-7415	Assembly - Drive, Planetary	18	29	2	92-7526	Fitting - Hydraulic, Suction	25	38	1
92-7416	Strap - Radiator	31	42	1	92-7527	Strainer - Suction	15	34	1
92-7417	Assembly - Brake, LH	18	28	1	92-7529	Assy. - Cable, Brake RH	5	*	1
92-7418	Assembly - Block, Control	73	13	1	92-7530	Assy. - Cable, Brake LH	5	30	1
92-7419	Assembly - Block, Manifold	62	42	1	92-7530	Cable - Brake, LH	18	26	1
92-7420	Assy. - Cylinder, Hyd. #3	70	15	1	92-7531	Tube - Control, Pump	5	1	1
92-7421	Assy. - Cylinder, Hyd. LH	70	29	1	92-7531	Tube - Rod, Control	25	14	1
92-7422	Tank - Fuel	16	16	1	92-7532	Decal - RM6500D	1	17	2
92-7423	Tire	18	1	2	92-7534	Assembly - Hose	51	31	1
92-7424	Hose - Overflow, Radiator	49	25	1	92-7535	Assembly - Hose, Oil Cooler	31	29	2
92-7424	Hose - Radiator, Overflow	31	6	1	92-7536	Assy. - Hose, Rear Motor	51	9	1
92-7425	Support - Mount, Engine	32	6	1	92-7537	Assy. - Hose, Rear Motor	51	10	1
92-7426	Mount - Motor	32	43	1	92-7538	Assembly - Hose	51	41	1
92-7429	Mount - Motor, RH	32	14	1	92-7539	Assembly - Hose	51	40	1
92-7455	Plate - Bulkhead	18	16	1	92-7540	Decal - ROPS	77	3	1
92-7456	Pin	70	14	2	92-7543	Decal - Diagnostic ACE	9	1	1
92-7463	Hose - Radiator, Lower	31	18	1	92-7544	Assembly - Valve, Steering	3	9	1
92-7463	Hose - Radiator, Lower	32	36	1	92-7547	Harness - Wire, Main	32	18	1
92-7465	Hose - Suction	15	22	1	92-7547	Harness - Wire, Main	3	22	1
92-7465	Hose - Suction	25	40	1	92-7547	Harness - Wire, Main	73	30	1
92-7466	Clutch - Fan	32	31	1	92-7547	Harness - Wire, Main	7	32	1
92-7472	Assembly - Tube, Rear	51	3	1	92-7547	Harness - Wire, Main	63	45	1
92-7473	Assembly - Tube, Rear	51	4	1	92-7547	Harness - Wire, Main	19	47	1
92-7473	Assembly - Tube, Rear	18	14	1	92-7548	Pin - Cylinder	70	19	2
92-7474	Assembly - Tube, Front	18	9	1	92-7550	Fitting - Tee, Bulkhead	18	7	2
92-7475	Assembly - Tube, Traction	19	51	1	92-7551	Cap - Fitting	15	25	1
92-7476	Assembly - Tube, Traction	19	48	1	92-7552	Bracket - Bulkhead	52	60	1
92-7477	Assembly Tube, Motor Drain	18	18	1	92-7553	Asm. - Tube, Rear Drain	63	51	1
92-7478	Assembly - Tube, Motor RH	19	44	1	92-7553	Assy. - Tube, Rear Drain	51	27	1
92-7478	Tube - Motor, RH	15	30	1	92-7555	Assembly - Hose	75	7	4
92-7479	Assembly - Tube	73	10	1	92-7556	Assembly - Hose	75	1	1
92-7481	Rim	18	5	2	92-7557	Assembly - Tube	73	19	1
92-7482	Assembly - Wheel	19	*	2	92-7557	Assy. - Tube, Cooler Front	62	40	1
92-7483	Nut - Lug	18	4	16	92-7558	Assembly - Tube, Cooler	31	41	1
92-7484	Assembly - Hose	25	12	1	92-7558	Assy. - Tube, Cooler Rear	62	36	1
92-7485	Assembly - Hose	18	20	1	92-7559	Assembly - Hose	75	8	2
92-7485	Assembly - Hose	25	33	1	92-7560	Assembly - Hose	75	2	1
92-7486	Assembly - Hose	18	19	1	92-7562	Assembly - Hose	73	2	1
92-7487	Assembly - Tube	19	42	1	92-7562	Assembly - Hose	66	52	1
92-7488	Assembly - Hose	19	43	1	92-7564	Assembly - Hose	65	12	1
92-7489	Hose - Return	15	13	1	92-7564	Assembly - Hose	73	42	1
92-7489	Hose - Return	25	19	1	92-7565	Assembly - Hose	73	41	1
92-7490	Assembly - Hose, Filter	25	25	1	92-7565	Assembly - Hose	65	51	1
92-7490	Hose - Filter	15	16	1	92-7584	Assembly - Tube	62	5	1
92-7491	Assembly - Hose	25	11	1	92-7585	Assembly - Tube	62	22	1
92-7491	Assembly - Hose	73	16	1	92-7586	Gear - Driven	51	25	1
92-7492	Assembly - Hose	25	36	1	92-7587	Gear - Driver	51	23	1
92-7492	Assembly - Hose	62	41	1	92-7591	Assembly - Tube	73	12	1
92-7493	Assembly - Tube, Filter	31	39	1	92-7591	Assembly - Tube, P2A	63	43	1

*Not Illustrated

TORO PART NUMBER INDEX (Cont.)

Part No.	Description	Pg. Ref. No. No. Qty.	Part No.	Description	Pg. Ref. No. No. Qty.
92-7594	Assembly - Hose	59 7 1	93-4215	Hose - Radiator, Upper Rear	32 22 1
92-7595	Assembly - Hose	59 8 1	93-4215	Hose - Radiator, Upper Rear	49 29 1
92-7598	Asm. - Tube, Front Drain	63 50 1	93-4216	Assembly - Tube	75 14 1
92-7598	Assembly - Tube, Frt. Drain	18 32 1	93-4216	Assembly - Tube	73 40 1
92-7604	Pin - Stop	52 53 1	93-4217	Assembly - Tube	75 26 1
92-7604	Pin - Stop	60 54 1	93-4217	Assembly - Tube	73 39 1
92-7606	Bracket - Bulkhead	3 43 1	93-4219	Assy. - Tube, #1 Bulkhead	75 17 1
92-7608	Bracket - Spring	5 12 1	93-4222	Assy. - Tube, Drain Return	75 16 1
92-7609	Shaft - Spring	5 45 1	93-4222	Assy. - Tube, Drain Return	73 37 1
92-7610	Retainer - Spring	5 42 1	93-4223	Assy. - Tube, Front Drain	75 15 1
92-7622	Assembly - Hose, Steering	25 35 1	93-4224	Absorber - Shock	70 7 2
92-7622	Hose - Steering	3 41 1	93-4224	Absorber - Shock	65 16 3
92-7623	Bumper	31 36 1	93-4233	Assembly - Engine	32 16 1
92-7631	Sealstrip - Screen	31 22 1	93-4234	Screw - Socket Hd.	65 42 3
92-7633	Strip - Bumper, Hood	1 16 1	93-4234	Screw - Socket Hd.,	70 35 2
92-7634	Assembly - Hose, Traction	18 15 1	93-4246	Pin - Shock	70 12 2
92-7634	Assembly - Hose, Traction	25 34 1	93-5986	Asm. - Cover	50 4 1
92-7636	Assembly - Hose	70 23 1	93-6028	Plate - Logo, Toro	31 26 1
92-7638	Assembly - Hose	70 25 1	93-6668	Decal - Charging (Europe)	49 51 1
92-7638	Assembly - Hose	62 1 1	93-6680	Decal - Fuel, Diesel	2 34 1
92-7639	Assembly - Hose	70 27 1	93-6686	Decal - Hydraulic Oil	1 5 1
92-7639	Assembly - Hose	62 37 1	93-6687	Decal - No Step (Europe)	65 5 1
92-7645	Fitting - Hydraulic 90°	18 8 1	93-6689	Decal - No Riders (Europe)	11 13 1
92-7646	Fitting - Hydraulic 45°	52 57 1	93-6693	Decal - Floor Plate (Europe)	65 21 1
92-7647	Assembly - Tube, Drain	62 12 1	93-6699	Decal - Fast/Slow (Europe)	5 23 1
92-7648	Assembly - Hose	62 2 1	93-7247	Washer - Thrust	51 6 1
92-7649	Assembly - Hose	75 18 4	93-7247	Washer - Thrust	60 55 1
92-7649	Assembly - Hose	62 20 4	93-7252	Decal - (Europe)	2 57 1
92-7787	Pulley - Camshaft	38 26 1	93-7276	Decal - Danger (Europe)	49 52 1
92-7791	Seal - Valve	37 52 8	93-7408	Bushing - Flange	70 2 8
92-7792	Guide - Valve (14.29mm)	37 47 8	93-7408	Bushing - Flange	65 25 12
92-7793	Guide - Valve (14.59mm)	37 * 8	93-7409	Bushing	70 5 2
92-7794	Valve - Exhaust	37 50 4	93-7409	Bushing	65 49 3
92-7795	Seat - Exhaust Valve	37 51 4	93-7450	Spindle	20 1 1
92-8001	Sensor - Switch, Reed	6 13 1	93-7451	Cone - Bearing	20 3 1
92-8002	Sensor - Switch, Reed	65 35 1	93-7452	Cup - Bearing	20 4 1
92-8020	Adapter - Breather	15 35 3	93-7453	Housing	20 6 1
92-8753	Magnet - Switch, Reed	6 11 1	93-7454	Screw - HH	20 25 18
92-8754	Magnet - Switch, Reed	65 34 1	93-7455	Stud - Wheel	20 5 8
92-9650	Assembly - Hub	59 25 2	93-7456	Gear - Ring	20 18 1
92-9652	Stud - Drive	59 36 10	93-7457	Spacer - Input	20 16 1
92-9724	Spindle - RH	59 * 1	93-7458	Plate - Cover	20 15 1
92-9725	Spindle - LH	59 21 1	93-7459	Ring - Retaining, External	20 19 1
93-0096	Decal - ACE	2 31 2	93-7460	Washer - Thrust	20 17 1
93-0307	Nut - Retainer	59 32 2	93-7461	Plug - Pipe	20 13 2
93-0309	Washer - Tab	59 31 2	93-7462	Ring - Retaining, Internal	20 14 1
93-1261	Decal - Console (Europe)	11 40 1	93-7463	Gear - Sun	20 20 1
93-1262	Decal - Hillside (Europe)	2 28 1	93-7464	Gear - Sun	20 21 1
93-1263	Decal - Tower (Europe)	3 19 1	93-7465	Washer - Thrust	20 22 1
93-1264	Decal - Switch, Backlap	73 24 1	93-7466	Pin - Dowel	20 24 2
93-1265	Decal - Hot Surface (Europe)	49 1 1	93-7467	Ring - Retaining, External	20 10 1
93-1266	Decal - Fuse (Europe)	12 58 1	93-7468	Washer - Thrust	20 9 1
93-1268	Decal - HOC Selector	11 17 1	93-7469	Cone - Bearing	20 8 1
93-1425	Bar - Lift, Center	65 27 1	93-7470	Cup - Bearing	20 7 1
93-2175	Assembly - Pump, Gear	25 4 1	93-7471	Shaft - Input	20 23 1
93-2649	Assembly - Frame, Carrier	65 22 1	93-7472	Asm - Carrier, Secondary	20 11 1
93-2650	Cylinder - Hydraulic	65 38 1	93-7473	Asm - Carrier, Primary	20 12 1
93-3102	Cap - Fuel, Diesel	16 10 1	93-7474	Kit - Seal	20 2 1
93-3163	Spring	8 28 1	93-7475	Asm. - Pump	25 * 1
93-3164	Cap	8 27 2	93-7476	Motor - Hydraulic W/Sensor	19 49 1
93-3165	Bracket	8 29 1	93-7480	Bulb - LED	3 25 1
93-3609	Bolt - Special	4 36 4	93-7483	Light - Warning Bank	11 32 1
93-3625	Spring - Return, Joystick	12 62 1	93-7484	Light - Warning Bank	11 31 1
93-4201	Assembly - Hose	75 19 2	93-7485	Assembly - Filter, Air	49 41 1
93-4201	Assembly - Hose	62 21 2	93-7487	Switch - Toggle	73 31 1
93-4205	Assembly - Tube, Drain	62 15 1	93-7488	Tank - Hydraulic	15 1 1
93-4206	Assembly - Tube, Drain	62 15 1	93-7489	Valve - Control, Flow	73 6 1
93-4207	Fitting - Tee	49 18 1	93-7491	Cartridge - Pilot Check	74 2 1
93-4208	Strip - Seal, Screen	31 27 1	93-7491	Cartridge - Pilot Check	64 14 1
93-4213	Assembly - Speedometer	3 18 1	93-7492	Cartridge - Relief 2300 psi	74 4 1
93-4215	Hose - Radiator, Upper Rear	31 5 1	93-7494	Cartridge - N.O. Poppet	74 13 2

*Not Illustrated

TORO PART NUMBER INDEX (Cont.)

Part No.	Description	Pg. No.	Ref. No.	Qty.	Part No.	Description	Pg. No.	Ref. No.	Qty.
93-7494	Cartridge - N.O. Poppet	64	15	2	93-7994	Collar	72	13	1
93-7498	Plug - Plastic	15	6	1	93-7995	Asm. - Barrel	72	2	1
93-7499	Gasket - Flange	15	2	1	93-7996	Cover - Tower	1	2	1
93-7524	O-Ring	70	3	2	93-7998	Plate - Instrument	3	20	1
93-7524	O-Ring	65	47	3	93-8050	Decal - Warning (Europe)	77	2	1
93-7551	Cylinder - Hydraulic	65	13	1	93-8053	Decal - ECU Label (Europe)	73	43	1
93-7553	Seal - Hood	31	13	1	93-8073	Decal - Blank (Europe)	77	3	1
93-7554	Decal - Tower	3	19	1	93-8497	Gauge - Fuel	11	27	1
93-7555	Cylinder - Hydraulic	66	59	1	93-8742	Pad - Brake	5	29	2
93-7561	Bushing - Flange	70	4	2	93-8744	Rivet - Pop	2	46	3
93-7561	Bushing - Flange	65	48	5	93-8744	Rivet - Pop	12	56	3
93-7571	Box - Degassing	49	21	1	93-9151	Fitting - Hydraulic 90°	75	21	3
93-7572	Sensor - Water Level	49	23	1	93-9152	Kit - Flange	76	*	1
93-7573	Decal - Instructions, Clip	7	17	1	93-9153	Kit - Seal	76	*	1
93-7579	Fender - RH	1	3	1	93-9154	Kit - Valve Block	76	*	1
93-7582	Hose	1	20	1	93-9155	Velcro	1	7	2
93-7584	Hose - Intake	31	11	1	93-9157	Velcro	77	4	4
93-7584	Hose - Intake	49	40	1	93-9159	Strap - Cover	77	9	2
93-7587	Bracket - Fuse Block	12	49	1	93-9160	Cover - ROPS	77	6	1
93-7588	Cover - Tank	15	3	1	93-9161	Pin	70	1	2
93-7589	Hose - Overflow	49	28	1	93-9161	Pin	65	46	3
93-7591	Hose - Return	49	24	1	93-9164	Indicator	50	1	1
93-7592	Tread - Footrest	2	42	2	93-9164	Indicator - Service	49	37	1
93-7594	Spacer - Tubular	32	21	1	93-9165	Decal - Instr. Service, 2WD	1	27	1
93-7595	Assembly - Box, Battery	49	7	1	93-9166	Decal - Instr. Service, 4WD	2	27	1
93-7597	Fitting - SAE	73	7	1	93-9167	Decal - Console	11	40	1
93-7598	Lever - Throttle	7	10	1	93-9176	Dipstick - Oil	33	3	1
93-7775	Bearing	56	18	2	93-9176	Dipstick - Peugeot	32	51	1
93-7778	Housing - Axle A	54	1	1	93-9177	Decal - Warning, Hillside	2	28	1
93-7779	Housing - Axle B	54	3	1	93-9178	Muffler	49	35	1
93-7780	Axle - 4WD	51	32	1	93-9180	Cover - Box, Tool	1	26	1
93-7781	Washer	54	10	8	93-9181	Knuckle - Pivot	70	37	2
93-7782	Screw - HHF	54	4	8	93-9181	Knuckle - Pivot	65	44	3
93-7783	Ring - Retaining	57	11	2	93-9184	Decal - Rear Manifold Block	7	19	1
93-7784	Cover	57	12	2	93-9189	Pin	65	20	2
93-7785	Nut - Slotted	57	13	2	93-9189	Pin	70	32	2
93-7786	Fitting - Grease	57	17	2	93-9190	Lift Arm #1	65	41	1
93-7787	Bushing - Flange	54	2	2	93-9191	Lift Arm #2	70	*	1
93-7840	Decal - Cap (Europe)	49	53	1	93-9192	Lift Arm #3	70	6	1
93-7960	Spacer	65	2	6	93-9193	Lift Arm #4	65	32	1
93-7961	Clamp - Drain, Case	65	3	3	93-9194	Lift Arm #5	65	6	1
93-7966	Shaft - Splined, Brake	18	31	2	93-9197	Decal - Switch, Backlap	73	24	1
93-7968	Pad - Foam, Battery	49	11	1	93-9198	Decal - Hot Surface	49	1	1
93-7970	Form - Wire, Hose Mount	73	28	1	93-9426	Decal - Danger	2	55	1
93-7972	Ring - Retaining	18	30	4	93-9783	O-Ring	75	28	10
93-7974	Plate - Battery, Box	49	5	1	93-9973	Frame - Seat	7	5	1
93-7974	Plate - Box, Battery	16	1	1	93-9976	Plate - Seat	7	18	1
93-7976	Ring - Retaining	21	9	1	93-9979	Latch, Seat	7	22	1
93-7977	Seal	21	2	1	93-9983	Bracket - Latch, Seat	7	8	2
93-7978	Rod - Pull	21	3	1	94-1402	Plug	62	14	4
93-7979	Pin - Cotter, Hair	21	6	2	94-1403	Fitting - Hydraulic	62	38	1
93-7980	Link	21	5	2	94-1408	Wireform - Overflow	49	19	1
93-7981	Disc - Rotating	21	8	3	94-1410	Holder - Can, Beverage	2	53	1
93-7982	Actuator	21	11	1	94-1411	Cable - Battery, Negative	49	10	1
93-7983	Pin - Clevis	21	4	2	94-1412	Filter - Primary	50	3	1
93-7984	Gasket	21	10	1	94-1413	Filter - Safety	50	6	1
93-7985	Ball	21	13	3	94-1414	Valve - Vacuator	50	5	1
93-7986	Disc - Stationary	21	7	4	94-1416	Adapter - Indicator	49	36	1
93-7987	Spring - Extension	21	12	3	94-1416	Asm. - Adaptor	50	7	1
93-7989	Shaft W/Clevis	71	7	1	94-1417	Cover - Box, Control	12	41	1
93-7989	Shaft W/Clevis	72	7	1	94-1418	Hose - Radiator, Upper	32	12	1
93-7990	Head	67	10	1	94-1421	Coupling - Center, Spring	32	15	1
93-7990	Head	69	10	1	94-1422	Spacer - Coupler	32	49	3
93-7990	Head	71	11	1	94-1427	Washer - Thrust	70	38	2
93-7991	Collar	67	13	1	94-1427	Washer - Thrust	65	45	3
93-7991	Collar	69	13	1	94-1430	Bushing - Flange	70	11	8
93-7991	Collar	71	13	1	94-1430	Bushing - Flange	65	15	12
93-7992	Asm. - Barrel	71	2	1	94-1445	Strap - Battery	49	12	1
93-7993	Head	68	10	1	94-1446	Tube - Drain	15	26	1
93-7993	Head	72	11	1	94-1447	Asm. - Tube, Steering Ret.	73	38	1
93-7994	Collar	68	13	1					

*Not Illustrated

TORO PART NUMBER INDEX (Cont.)

Part No.	Description	Pg. No.	Ref. No.	Qty.	Part No.	Description	Pg. No.	Ref. No.	Qty.
94-1447	Tube - Steering, Return	3	35	1	94-3002	Screw - HH	24	7	6
94-1447	Tube - Steering, Return	15	39	1	94-3002	Screw - HH	22	8	6
94-2617	Cover - Pump	1	21	1	94-3002	Screw - HH	23	8	6
94-2620	Head - Filter	15	18	1	94-3003	Plate - Valve	24	13	1
94-2621	Element	15	21	1	94-3003	Plate - Valve	23	15	1
94-2624	Hose - Manifold	32	29	1	94-3003	Plate - Valve	22	16	1
94-2624	Hose - Manifold	49	39	1	94-3004	Shaft - Drive, Splined	22	7	1
94-2626	Plug - Orifice	64	17	1	94-3004	Shaft - Drive, Splined	23	7	1
94-2630	Hose - Return	49	17	1	94-3005	Asm. - Backplate	22	9	1
94-2633	Decal - HOC Selector	11	17	1	94-3005	Asm. - Backplate	23	9	1
94-2636	Fitting - Hydraulic 90°	25	20	1	94-3006	Housing	23	18	1
94-2637	Fitting - Hydraulic, Straight	25	18	1	94-3006	Housing	22	19	1
94-2638	Nut - Push On	31	23	4	94-3007	Washer	22	3	1
94-2639	Frame - Front	2	38	1	94-3007	Washer	23	3	1
94-2643	Frame - ROPS	77	7	1	94-3007	Washer	29	53	1
94-2644	Shaft With Clevis	67	12	1	94-3008	Seal - Shaft	22	2	1
94-2644	Shaft With Clevis	69	12	1	94-3008	Seal - Shaft	23	2	1
94-2646	Decal - Warning (Europe)	31	15	1	94-3008	Seal - Shaft	29	54	1
94-2646	Guard - Fan (Europe)	31	50	1	94-3009	Asm. - Plug	22	11	1
94-2800	Cap - Radiator	49	22	1	94-3010	Sensor - Speed Pickup	23	11	1
94-2801	Grommet - Rubber	49	44	2	94-3011	Plug	27	7	1
94-2803	Bearing	56	12	2	94-3012	Screw - Cap	27	10	8
94-2807	Adaptor - Nut (Europe)	60	62	6	94-3013	Plug	27	23	1
94-2807	Adaptor - Nut (Europe)	52	67	6	94-3014	Valve - Relief	27	26	1
94-2812	Grommet	49	46	2	94-3015	Kit - Seal	27	*	1
94-2814	Kit - Exhaust Coupler	49	50	1	94-3016	Asm. - Backplate	29	8	1
94-2815	Sleeve - Exhaust Flange	49	49	1	94-3017	Adaptor - Charge Relief	29	12	1
94-2834	Bracket - Clamp	63	53	1	94-3018	Asm. - Housing	29	58	1
94-2849	Muffler - Spark Arrestor	49	*	1	94-3019	Control - Servo, Manual	29	65	1
94-2902	Decal - Clip (Danish)	7	17	1	94-3020	Shaft - Drive	29	56	1
94-2903	Decal - Clip (Dutch)	7	17	1	94-3021	Asm. - Kit, Rotating	29	35	1
94-2904	Decal - Clip (Finnish)	7	17	1	94-3022	Plate - Valve	29	1	1
94-2905	Decal - Clip (French)	7	17	1	94-3023	Coupler	29	10	1
94-2906	Decal - Clip (German)	7	17	1	94-3024	Valve - Relief	29	7	2
94-2907	Decal - Clip (Italian)	7	17	1	94-3025	Asm. - Piston, Servo	29	41	1
94-2909	Decal - Clip (Norwegian)	7	17	1	94-3026	Asm. - Camplate	29	36	1
94-2910	Decal - Clip (Portuguese)	7	17	1	94-3027	Washer - Seal	29	48	1
94-2911	Decal - Clip (Spanish)	7	17	1	94-3028	Screw - Cap	29	14	2
94-2912	Decal - Clip (Swedish)	7	17	1	94-3029	Screw - Cap	29	21	2
94-2913	Decal - Rear Manifold (DK)	7	19	1	94-3030	Washer	29	47	1
94-2914	Decal - Rear Manifold (NL)	7	19	1	94-3031	Arm - Control	29	29	1
94-2915	Decal - Rear Manifold (SF)	7	19	1	94-3032	Follower - Piston	29	33	1
94-2916	Decal - Rear Manifold (F)	7	19	1	94-3033	Plate - Cover	29	59	1
94-2917	Decal - Rear Manifold (D)	7	19	1	94-3034	Plate - Cover	29	43	1
94-2918	Decal - Rear Manifold (I)	7	19	1	94-3035	Ring - Lock	29	9	1
94-2920	Decal - Rear Manifold (N)	7	19	1	94-3036	Ring - Quad	29	3	1
94-2921	Decal - Rear Manifold (P)	7	19	1	94-3037	Ring - Retaining	29	4	1
94-2922	Decal - Rear Manifold (ES)	7	19	1	94-3038	Plug - Dump Valve	29	5	1
94-2923	Decal - Rear Manifold (S)	7	9	1	94-3039	Kit - Seal	29	*	1
94-2924	Decal - Service (Danish)	2	27	1	94-3040	Orifice - Valve, Control	29	31	1
94-2925	Decal - Service (Dutch)	2	27	1	94-3041	Orifice - Valve, Control	29	63	1
94-2926	Decal - Service (Finnish)	2	27	1	94-3042	Orifice - Valve, Control	29	64	1
94-2927	Decal - Service (French)	2	27	1	94-3043	Switch	30	15	1
94-2928	Decal - Service (German)	2	27	1	94-3044	Kit - Seal	30	*	1
94-2929	Decal - Service (Italian)	2	27	1	94-3050	Plate - Spring	19	54	2
94-2931	Decal - Service (Norwegian)	2	27	1	94-3052	Weight - Wheel (Europe)	60	63	2
94-2932	Decal - Service	2	27	1	94-3052	Weight - Wheel (Europe)	52	68	2
94-2933	Decal - Service (Spanish)	2	27	1	94-3055	Cap - Lower, Joystick	11	3	1
94-2934	Decal - Service (Swedish)	2	27	1	94-3056	Snap Ring - Joystick	11	4	1
94-2935	Decal - Service (Danish)	1	27	1	94-3057	Spring - Compression	11	5	1
94-2936	Decal - Service (Dutch)	1	27	1	94-3058	Cap - Upper, Joystick	11	6	1
94-2937	Decal - Service (Finnish)	1	27	1	94-3063	Extension - Stem, Valve	60	66	2
94-2938	Decal - Service (French)	1	27	1	94-3063	Extension - Stem, Valve	52	71	2
94-2939	Decal - Service (German)	1	27	1	94-3077	Plug - Orifice	74	20	1
94-2940	Decal - Service (Italian)	2	27	1	94-3088	Spring - Brake	19	55	2
94-2942	Decal - Service (Norwegian)	2	27	1	94-3090	Harness - Wire, Main	12	61	1
94-2943	Decal - Service	2	27	1	94-3100	Short Block Assembly	33	36	1
94-2944	Decal - Service (Spanish)	2	27	1	94-3101	Gasket Set	33	*	1
94-2945	Decal - Service (Swedish)	2	27	1	94-3102	Pin	33	14	2
94-3000	Asm. - Backplate	24	8	1	94-3103	Plug - Threaded	33	44	1
94-3001	Housing	24	16	1	94-3104	Plug - Threaded	33	43	2

*Not Illustrated

TORO PART NUMBER INDEX (Cont.)

Part No.	Description	Pg. No.	Ref. No.	Qty.	Part No.	Description	Pg. No.	Ref. No.	Qty.
94-3105	Plug - Drain	33	38	1	94-3168	Pulley - Fan	38	21	1
94-3106	Gasket	33	42	2	94-3169	Screw	38	25	1
94-3107	Gasket	33	24	2	94-3170	Screw	38	17	1
94-3108	Plug - 27.5 mm Dia.	33	*	8	94-3171	Screw	38	20	2
94-3108	Plug - 27.5 mm Dia.	36	*	2	94-3172	Washer	38	19	3
94-3109	Plug - 28.5 mm Dia.	33	*	9	94-3173	Screw	38	22	3
94-3109	Plug - 28.5 mm Dia.	36	*	2	94-3174	Washer	36	27	8
94-3110	Stud	33	45	1	94-3176	Gear - Oil Pump	41	2	1
94-3111	Pin - Groove	33	22	2	94-3177	Plug	41	12	2
94-3112	Screw - Washer Hd.	33	17	2	94-3178	Strainer	41	9	1
94-3113	Cylinder Head Assembly	35	5	1	94-3179	Washer - Spring	41	4	3
94-3115	Nut - Lock	35	8	6	94-3180	Switch - Pressure	33	32	1
94-3116	Gasket	35	3	1	94-3181	Oil Filler	33	1	1
94-3117	Plate	35	2	1	94-3182	Plug	33	2	1
94-3118	Plug	36	32	1	94-3183	Gasket	33	39	1
94-3119	Kit - Gasket	37	*	1	94-3184	Union	33	4	1
94-3120	Bracket	37	54	1	94-3186	O-Ring	33	40	1
94-3121	Plug	37	44	1	94-3190	PCV Valve	33	46	1
94-3122	Gasket	37	43	1	94-3191	Union	33	48	1
94-3123	Screw - Cap Hex. Hd.	35	1	2	94-3192	Union	33	47	1
94-3124	Bolt - Valve Cover	36	22	3	94-3194	Cover - Pump, Water	43	5	1
94-3124	Screw - Cap Hex. Hd.	41	8	2	94-3195	Gasket - Pump, Water	43	4	1
94-3125	Washer	36	21	3	94-3196	Inlet - Water	43	7	1
94-3125	Washer - Flat	39	3	1	94-3196	Inlet - Water	36	31	1
94-3126	Protector - Lower	39	5	1	94-3197	O-Ring	43	3	1
94-3127	Case - Timing, Left	39	7	1	94-3197	O-Ring	36	30	1
94-3128	Case - Timing, Right	39	9	1	94-3198	Screw	43	8	2
94-3129	Plug	39	4	1	94-3199	Pipe - By-Pass	37	39	1
94-3130	Screw	39	2	1	94-3200	Hose - By-Pass	36	37	1
94-3131	Screw	42	1	3	94-3201	Hose - By-Pass	37	40	1
94-3131	Screw	39	10	1	94-3205	Box - Outlet	42	3	1
94-3132	Screw	39	1	2	94-3206	Gasket	42	9	1
94-3133	Nut W/Washer	39	6	1	94-3207	Ring	42	4	1
94-3134	Nut	39	8	1	94-3208	Stub - Outlet	42	2	1
94-3135	Bracket - Lifting	36	15	1	94-3209	Thermostat	42	11	1
94-3136	Bracket - Lifting	36	23	1	94-3210	Gasket	42	10	1
94-3137	Bracket - Lifting	36	25	1	94-3211	Temp Sending Unit	42	6	1
94-3138	Screw	36	24	1	94-3212	Plug	42	7	2
94-3139	Screw	36	26	1	94-3213	Screw	42	8	1
94-3140	Bearing Set (.30mm OS)	34	*	2	94-3214	Screw	42	5	1
94-3141	Thrust Bearing Set (Std.)	34	13	2	94-3215	Manifold - Intake	40	3	1
94-3142	Thrust Bearing Set	34	*	2	94-3216	Screw	40	8	5
94-3143	Thrust Bearing Set	34	*	2	94-3217	Screw	40	9	4
94-3144	Pulley	34	3	1	94-3218	Screw	40	*	1
94-3145	Screw - Cap Hex. Hd.	34	1	1	94-3219	Pump - Injection	44	19	1
94-3146	Washer	34	2	1	94-3220	Bracket	44	3	1
94-3147	Seal	34	15	1	94-3221	Screw	44	11	1
94-3148	Seal - Shaft	34	11	1	94-3222	Key	44	20	1
94-3149	Gear - Flywheel	34	17	1	94-3223	Screw	44	25	1
94-3150	Screw - Cap Hex. Hd.	34	7	4	94-3224	Washer - Flat	44	9	2
94-3151	Washer	34	8	6	94-3225	Screw	44	4	2
94-3152	Screw - Cap Hex. Hd.	34	33	2	94-3226	Gasket - Injector	45	4	4
94-3153	Rod - Connecting	34	25	4	94-3227	Spacer	45	8	4
94-3154	Bushing - Sleeve	34	24	4	94-3228	Spring	45	7	4
94-3155	Bearing - Connecting Rod	34	*	4	94-3229	Union	45	11	3
94-3156	Bolt - Connecting Rod	34	28	8	94-3230	Hose	45	1	1
94-3157	Piston Set - Std.	34	29	1	94-3231	Bracket	45	13	2
94-3158	Piston Ring Set Std.	34	23	4	94-3232	Washer - 0.79 mm	45	6	4
94-3159	Roller Assembly	38	11	1	94-3233	Washer - 0.82 mm	45	*	4
94-3160	Roller Assembly	38	15	1	94-3234	Washer - 0.85 mm	45	*	4
94-3161	Screw	38	16	2	94-3235	Washer - 0.88 mm	45	*	4
94-3161	Screw	44	24	1	94-3236	Washer - 0.91 mm	45	*	4
94-3162	Stud	38	9	1	94-3237	Washer - 0.94 mm	45	*	4
94-3163	Screw	38	6	1	94-3238	Washer - 0.97 mm	45	*	4
94-3164	Washer - Spring	40	7	7	94-3239	Washer - 1.00 mm	45	*	4
94-3164	Washer - Spring	38	10	4	94-3240	Washer - 1.03 mm	45	*	4
94-3164	Washer - Spring	44	10	6	94-3241	Washer - 1.06 mm	45	*	4
94-3165	Nut	44	6	4	94-3242	Washer - 1.30 mm	45	6	4
94-3165	Nut - Lock	38	12	1	94-3243	Washer - 1.33 mm	45	*	4
94-3166	Washer - Flat	38	7	1	94-3244	Washer - 1.36 mm	45	*	4
94-3167	Bracket - Fan	38	24	1	94-3245	Washer - 1.39 mm	45	*	4

*Not Illustrated

TORO PART NUMBER INDEX (Cont.)

Part No.	Description	Pg. Ref. No. No. Qty.	Part No.	Description	Pg. Ref. No. No. Qty.
94-3246	Washer - 1.42 mm	45 * 4	218-589	Washer - Lock	11 34 1
94-3247	Washer - 1.45 mm	45 * 4	218-594	Fuse - 20A	12 47 1
94-3248	Washer - 1.48 mm	45 * 4	219-17	Bulb	12 *64 4
94-3249	Tube - Outlet	44 22 1	232-24	Stem - Valve	18 2 2
94-3250	Screw - Connection	44 23 1	232-27	Stem - Valve	59 30 2
94-3251	Nut	44 15 1	232-27	Stem - Valve	51 35 2
94-3251	Nut - Lock	48 8 1	233-17	Knob	3 27 1
94-3252	Alternator	46 12 1	233-42	Knob	7 11 1
94-3253	Bracket	46 7 1	233-42	Knob	5 21 1
94-3254	Screw	46 6 1	237-21	O-Ring	73 3 5
94-3255	Slide	46 4 1	237-21	O-Ring	65 8 6
94-3256	Belt	46 5 1	237-21	O-Ring	70 22 4
94-3257	Washer - Spring	46 13 1	237-21	O-Ring	75 22 5
94-3258	Screw	46 14 1	237-21	O-Ring	62 39 2
94-3259	Screw	46 9 1	237-22	O-Ring	25 7 1
94-3260	Washer - Flat	46 3 1	237-22	O-Ring	62 10 2
94-3261	Nut	46 11 1	237-22	O-Ring	75 20 3
94-3262	Nut	46 10 1	237-22	O-Ring	18 33 1
94-3263	Starter	47 3 1	237-22	O-Ring	3 34 10
94-3264	Plug - Glow	48 3 4	237-22	O-Ring	73 36 1
94-3265	Cable - Glow Plug	48 2 4	237-22	O-Ring	15 38 1
94-3266	Nut - Hex.	48 5 4	237-22	O-Ring	59 44 2
94-3267	Nut - Lock	48 6 1	237-22	O-Ring	60 58 2
94-3274	O-Ring	44 18 1	237-22	O-Ring	52 64 6
94-3275	Solenoid - Starter	47 * 1	237-30	O-Ring	75 6 18
94-3354	Decal - Diagnostic ACE	9 1 1	237-30	O-Ring	73 9 4
94-3355	Decal - Diagnostic ACE	9 1 1	237-30	O-Ring	25 10 2
94-3356	Decal - Diagnostic ACE	9 1 1	237-30	O-Ring	62 30 6
94-3357	Decal - Diagnostic ACE	9 1 1	237-30	O-Ring	15 31 2
94-3358	Decal - Diagnostic ACE	9 1 1	237-30	O-Ring	19 45 3
94-3359	Decal - Diagnostic ACE	9 1 1	237-42	O-Ring	25 5 1
94-3361	Decal - Diagnostic ACE	9 1 1	237-42	O-Ring	73 8 1
94-3362	Decal - Diagnostic ACE	9 1 1	237-42	O-Ring	64 12 5
94-3363	Decal - Diagnostic ACE	9 1 1	237-42	O-Ring	74 15 5
94-3364	Decal - Diagnostic ACE	9 1 1	237-42	O-Ring	15 36 1
94-5438	Seal - Solenoid	64 16 10	237-42	O-Ring	51 38 2
94-5438	Seal - Solenoid	74 19 16	237-42	O-Ring	3 48 4
94-5603	Bushing - Sleeve	60 51 2	237-42	O-Ring	63 52 2
94-5607	Assembly - Axle, Rear	59 20 1	237-56	O-Ring	64 5 4
94-6343	Decal - Wire Identification #1	12 * 1	237-58	O-Ring	51 7 6
94-6344	Decal - Wire Identification #2	12 * 1	237-58	O-Ring	15 12 1
94-6349	Decal - Fuse	12 58 1	237-58	O-Ring	25 17 3
94-6710	Fuse - 2A	12 47 1	237-58	O-Ring	18 22 4
94-6753	Joystick (Europe)	11 9 1	237-58	O-Ring	62 33 2
94-8000	Nut - Lock	51 13 1	237-65	O-Ring	15 15 2
94-8000	Nut - Lock	59 13 1	237-65	O-Ring	73 20 1
94-8102	Tube - Interlock (Europe)	11 1 1	237-65	O-Ring	25 27 1
94-8103	Boot - Control, Lift	11 22 1	237-65	O-Ring	31 32 4
94-8104	Switch - Micro	11 8 2	237-78	O-Ring	25 3 4
94-8108	Support - Filter, Air	49 42 1	237-78	O-Ring	64 3 4
94-8115	Pin - Axle, Pivot	60 53 1	237-78	O-Ring	73 5 8
94-8115	Pin - Axle, Pivot	52 55 1	237-78	O-Ring	74 6 10
94-8131	Frame - Rear	1 22 1	237-78	O-Ring	65 10 6
94-8132	Gasket - Head (1.48 mm)	37 53 1	237-78	O-Ring	70 20 4
94-8133	Gasket - Head (1.52 mm)	37 * 1	237-78	O-Ring	75 24 5
94-8134	Gasket - Head (1.58 mm)	37 * 1	237-78	O-Ring	62 26 4
94-8135	Gasket - Head (1.62 mm)	37 * 1	237-78	O-Ring	59 42 2
94-8140	Plug - Orifice	74 21 1	237-78	O-Ring	52 51 2
94-8147	Nozzle - Injector	45 9 4	237-79	O-Ring	75 4 10
94-8166	O-Ring	15 7 1	237-79	O-Ring	73 18 4
217-125	Wheel	59 29 2	237-79	O-Ring	62 27 3
217-125	Wheel	51 34 2	237-79	O-Ring	15 33 1
218-446	Washer - Lock	11 39 1	237-79	O-Ring	18 35 4
218-447	Nut - Hex.	11 38 1	237-80	O-Ring	25 8 3
218-498	Nut - Hex.	11 21 2	237-81	O-Ring	15 10 3
218-533	Lens - Red	3 23 1	237-81	O-Ring	51 19 2
218-535	Nut - Lock	3 28 1	237-81	O-Ring	25 21 1
218-536	Washer - Lock, Int. Tooth	3 21 1	237-81	O-Ring	73 22 1
218-574	Fuse - 7.5A	12 47 1	237-81	O-Ring	18 24 4
218-578	Fuse - 10A	12 47 4	237-81	O-Ring	62 31 1
218-581	Fuse - 15A	12 47 1	237-99	O-Ring	25 13 1

*Not Illustrated

TORO PART NUMBER INDEX (Cont.)

Part No.	Description	Pg. No.	Ref. No.	Qty.	Part No.	Description	Pg. No.	Ref. No.	Qty.
237-101	O-Ring	25	41	1	321-39	Screw - Cap Hex. Hd.	12	57	2
237-146	O-Ring	25	29	2	322-3	Screw - Cap Hex. Hd.	6	18	2
237-156	O-Ring	74	11	10	322-3	Screw - Cap Hex. Hd.	5	27	8
237-166	O-Ring	51	17	1	322-3	Screw - Cap Hex. Hd.	2	32	4
237-166	O-Ring	18	25	2	322-3	Screw - HH	7	9	8
240-2	Grommet	18	11	2	322-3	Screw - HH	11	11	3
240-2	Grommet	18	11	3	322-4	Screw - HH	66	54	1
240-5	Grommet	75	12	5	322-5	Screw - Cap Hex. Hd.	12	59	1
240-5	Grommet	62	17	4	322-6	Screw - Cap Hex. Hd.	8	30	1
240-7	Grommet	52	61	1	322-6	Screw - Cap Hex. Hd.	3	55	3
240-11	Grommet	16	15	3	322-6	Screw - HH	63	46	1
240-11	Grommet	15	29	3	322-7	Screw - Cap Hex. Hd.	63	56	3
242-50	Nut - Lug	59	35	10	323-4	Screw - Cap Hex. Hd.	6	6	2
249-40	Keeper	1	9	1	323-6	Screw - Cap Hex. Hd.	51	1	2
2410-42	Cap - Bumper	31	38	4	323-6	Screw - Cap Hex. Hd.	63	54	2
2411-36	Bearing - Rod End	5	3	2	323-7	Screw - Cap Hex. Hd.	5	10	1
2411-36	Bearing - Rod End	25	22	1	323-7	Screw - Cap Hex. Hd.	25	37	2
2411-45	Joint - Ball, RH	60	48	1	323-9	Screw - Cap Hex. Hd.	5	5	1
2411-46	Joint - Ball, LH	59	48	1	325-4	Screw - Cap Hex. Hd.	51	22	2
2412-3	Clamp - Hose	31	4	2	325-5	Screw - Cap Hex. Hd.	31	40	2
2412-3	Clamp - Hose	32	13	4	325-20	Screw - Cap Hex. Hd.	59	1	2
2412-36	Clamp - Drain	16	11	1	325-33	Screw - Cap Hex. Hd. 2WD	52	56	2
2412-36	Clamp - Hose	31	7	1	325-33	Screw - Cap Hex. Hd. 4WD	52	56	4
2412-36	Clamp - Hose	49	34	4	328-7	Screw - Cap Hex. Hd.	65	24	4
2412-93	Clamp-R	6	21	1	3210-5	Screw - Cap Hex. Hd.	59	46	2
2412-93	R-Clamp	19	39	2	3212-4	Screw	6	8	2
2412-96	Clamp	66	53	1	3213-14	Screw - HH (Europe)	60	65	6
2412-96	Clamp-R	70	16	1	3213-14	Screw - HH (Europe)	52	70	6
2412-96	Clamp-R (Europe)	31	52	1	3217-5	Nut	29	28	1
2412-108	Clamp - Hose	16	3	4	3217-6	Nut - Jam	73	29	1
2412-108	Clamp - Hose	49	16	3	3217-6	Nut - Jam	8	32	1
2412-108	Clamp - Hose	32	26	2	3217-25	Nut - Hex.	12	*65	2
2412-111	Clamp	15	23	1	3217-26	Nut	11	23	1
2412-111	Clamp - Hose	25	39	2	3217-29	Nut - Hex.	12	*67	6
2412-122	Assembly - Clamp	60	50	2	3218-4	Nut - Jam	18	27	2
2412-125	Clamp - Hose	31	12	1	3219-14	Nut - Hex.	12	*69	8
2412-125	Clamp - Hose	32	30	1	3219-14	Washer - Lock	3	52	3
2412-125	Clamp - Hose	49	38	2	3220-3	Nut - Jam	5	2	3
2412-126	Clamp-R	12	60	1	3220-3	Nut - Jam	25	15	1
2412-129	Clamp - Hose	33	8	8	3220-3	Nut - Jam	29	46	1
2412-129	Clamp - Hose	49	27	2	3220-6	Nut	4	27	1
2412-129	Clamp - Hose	36	36	4	3220-6	Nut - Jam	3	17	1
2412-129	Clamp - Hose	32	39	4	3220-7	Nut - Jam	59	37	2
2412-133	Clamp-R	6	17	2	3220-11	Nut - Jam	60	61	1
2412-150	J-Clip	32	48	1	3220-24	Nut - Lock	11	19	1
254-72	Cup - Bearing	59	26	2	3230-2	Screw - Carriage	31	48	3
254-92	Cone - Bearing	59	27	2	3234-1	Screw	15	17	2
254-106	Cone - Bearing	59	23	2	3234-5	Screw - Flange	31	9	10
254-107	Cup - Bearing	59	24	2	3234-5	Screw - Flange Hd.	49	6	3
256-42	Bushing	5	39	2	3234-7	Screw	3	10	2
256-172	Bushing	70	8	4	3234-7	Screw - (Europe)	2	56	3
256-172	Bushing	65	14	6	3234-11	Screw - Flange Head	25	16	1
256-236	Bearing - Flange	5	28	4	3234-12	Screw - Hex. Hd. Flange	59	14	2
283-58	Pin - Clevis	5	32	2	3234-14	Screw - Flange	2	37	10
302-5	Fitting - Grease	67	1	1	3234-17	Screw - Flange Hd.	73	32	4
302-5	Fitting - Grease	68	1	1	3250-29	Screw	6	12	4
302-5	Fitting - Grease	69	1	1	3250-31	Screw - Pan Hd.	11	28	2
302-5	Fitting - Grease	71	1	1	3253-2	Nut - Hex.	3	51	9
302-5	Fitting - Grease	72	1	1	3253-2	Washer - Lock	12	*70	5
302-5	Fitting - Grease	70	36	6	3253-3	Washer - Lock	73	34	3
302-5	Fitting - Grease	59	41	1	3253-3	Washer - Lock	29	66	1
302-5	Fitting - Grease	52	54	1	3253-4	Washer - Lock	6	19	4
302-5	Fitting - Grease	66	55	9	3253-6	Washer - Lock	6	7	2
302-11	Fitting - Grease	59	19	2	3253-6	Washer - Lock	8	25	2
302-33	Fitting - Grease	52	63	1	3253-15	Washer - Lock	12	*66	2
302-33	Fitting - Grease 90°	60	52	1	3253-15	Washer - Lock	16	19	5
302-60	Fitting - Grease	5	38	1	3253-33	Washer - Lock	8	31	1
302-60	Fitting - Grease 90°	51	42	1	3254-1	Washer - Lock	11	24	1
304-46	Fitting - Drain	16	12	1	3254-6	Washer - Lock	11	18	1
304-46	Nut - Drain Cock	31	17	1	3255-8	Washer - Lock	3	30	1
321-15	Screw - HH	73	33	3	3255-9	Washer - Lock, Ext. Tooth	49	4	2

*Not Illustrated

TORO PART NUMBER INDEX (Cont.)

Part No.	Description	Pg. Ref. No. No. Qty.	Part No.	Description	Pg. Ref. No. No. Qty.
3255-24	Washer - Lock, Ext. Tooth	12 *68 3	3290-467	Pin - Cotter, Hair	7 6 1
3256-1	Washer	11 37 3	3290-467	Pin - Cotter, Hair	1 19 2
3256-1	Washer - Flat	2 48 3	3290-489	Knob - Control, Lift	11 29 1
3256-1	Washer - Flat	3 50 2	3296-2	Nut - Lock	11 14 1
3256-3	Washer - Flat	2 33 4	3296-20	Nut - Lock, Insert	3 29 4
3256-5	Washer - Flat	8 4 1	3296-23	Nut - Lock	51 11 2
3256-5	Washer - Flat	5 44 1	3296-23	Nut - Lock	31 37 4
3256-14	Washer - Flat	11 26 2	3296-23	Nut - Lock	31 46 2
3256-14	Washer - Flat	3 53 2	3296-29	Nut - Lock	6 1 5
3256-22	Washer - Flat	5 8 2	3296-29	Nut - Lock	49 2 1
3256-22	Washer - Flat	3 33 4	3296-29	Nut - Lock	7 13 9
3256-23	Washer - Flat	11 12 4	3296-29	Nut - Lock	73 25 1
3256-23	Washer - Flat	6 2 8	3296-39	Nut - Lock	6 14 2
3256-23	Washer - Flat	62 7 8	3296-39	Nut - Lock	7 24 1
3256-23	Washer - Flat	3 31 7	3296-39	Nut - Lock	5 25 3
3256-23	Washer - Flat	31 49 3	3296-42	Nut - Lock	12 46 2
3256-23	Washer - Lock	7 14 4	3296-44	Nut - Lock	8 22 1
3256-24	Washer	8 5 1	3296-45	Nut - Lock	59 11 2
3256-24	Washer - Flat	7 21 3	3296-47	Nut - Lock	63 47 4
3256-24	Washer - Flat	5 4 2	3296-51	Nut - Lock	65 19 4
3256-24	Washer - Flat	29 13 4	3296-54	Nut - Lock	6 9 4
3256-26	Washer	52 65 2	3296-59	Nut - Lock	25 23 1
3256-26	Washer - Flat (Europe)	60 64 6	32104-37	Screw - Hex. Hd.	62 6 2
3256-26	Washer - Flat (Europe)	52 69 6	32104-76	Screw - Self Tapping	65 36 2
3256-26	Washer - Flat	3 2 2	32105-13	Screw - HH	12 42 4
3256-26	Washer - Flat	8 24 2	32120-15	Ring - Retaining	51 24 2
3256-27	Washer - Flat	31 47 2	32120-93	Ring - Retaining	65 29 6
3256-29	Washer - Flat	51 12 1	32120-93	Ring - Retaining	70 34 2
3256-29	Washer - Flat	59 12 1	32121-6	Pin - Roll	5 11 1
3256-42	Washer - Flat	66 61 2	32121-11	Pin - Roll	5 41 1
3256-46	Washer - Flat	8 20 1	32121-16	Pin - Roll	5 34 1
3256-46	Washer - Flat	25 42 2	32121-45	Pin - Roll	5 13 2
3256-49	Washer - Flat	32 19 1	32121-50	Pin - Roll	5 36 1
3256-56	Washer - Flat	31 16 3	32122-24	Screw	16 20 5
3256-69	Washer - Flat	5 33 3	32128-20	Nut - Flange	31 8 4
3256-77	Washer - Flat	29 44 8	32128-20	Nut - Lock	5 26 8
3256-78	Washer - Flat	1 13 2	32128-21	Nut - Hex. Hd. Flange	51 2 2
3258-166	Screw	1 23 3	32128-21	Nut - Lock	63 55 2
3258-166	Screw	11 36 3	32128-25	Nut - Lock	7 7 4
3269-4	Rivet - Pop	31 35 4	32128-26	Nut - Flange	8 21 4
3269-10	Washer - Flat	1 15 2	32128-33	Nut - Flange	2 45 3
3269-13	Rivet - Pop	1 10 4	32128-33	Nut - Lock	12 55 3
3272-2	Pin - Cotter	5 9 2	32136-14	Nut - Hex. Slotted	59 9 4
3272-5	Pin - Cotter	3 4 3	32136-14	Nut - Hex. Slotted	52 48 2
3272-7	Pin - Cotter	57 14 2	32144-10	Screw	7 26 2
3272-10	Pin - Cotter	3 3 1	32144-11	Screw - Self Tapping	70 17 1
3272-10	Pin - Cotter	7 20 1	32144-11	Screw - Thread Forming	18 17 5
3272-10	Pin - Cotter	5 37 2	32144-11	Screw Thread Forming	3 36 2
3272-12	Pin - Cotter	59 6 2	32144-14	Screw - Cap Hex. Hd.	5 18 2
3272-12	Pin - Cotter	52 49 2	32144-14	Screw - Cap Hex. Hd.	65 40 3
3272-13	Pin - Cotter	59 34 2	32144-18	Screw - Hex. Washer Hd.	12 50 2
3274-59	Screw - Cap	29 30 6	32144-21	Screw	3 16 1
3274-81	Screw - Cap	29 45 8	32148-7	Nut - Clinch	1 4 5
3290-93	Screw - HH	11 7 4	32148-10	Nut - Clinch	31 14 2
3290-271	Rivet - Pop	31 3 2	32151-10	Ring - Retaining	59 16 2
3290-282	Rivet - Pop	32 50 1	32151-36	Ring - Retaining	70 18 4
3290-307	Pin - Cotter, Hair	7 33 1	32151-61	Ring - Retaining	70 13 4
3290-354	Plate - Nut	11 10 2	32151-72	Retainer - Push On	31 28 2
3290-378	Tie - Cable	49 20 3	32151-96	Ring - Retaining	51 14 1
3290-378	Tie - Cable	16 23 3	32151-104	Ring - Retaining	59 40 1
3290-378	Tie - Cable	70 24 2	32151-104	Ring - Retaining	51 43 2
3290-378	Tie - Cable	75 27 1	32152-5	Nut - Lock	60 49 2
3290-378	Tie - Cable	7 31 2	32152-10	Nut	71 3 1
3290-378	Tie - Cable	19 41 3	32152-10	Nut	72 3 1
3290-378	Tie - Cable	12 44 2	32152-10	Nut - Lock	67 3 1
3290-378	Tie - Cable	63 44 6	32152-10	Nut - Lock	68 3 1
3290-378	Tie - Cable	3 45 7	32152-10	Nut - Lock	69 3 1
3290-378	Tie - Cable	5 48 1	33004-00	Nut - Hex. Flange	32 44 2
3290-378	Tie - Cable	65 50 3	33005-00	Nut - Hex. Flange	32 1 9
3290-378	Tie - Cable	32 52 2	33005-00	Nut - Hex. Flange	16 5 2
3290-461	Washer - Belleville	5 24 1	33005-00	Nut - Hex. Flange	49 48 2

*Not Illustrated

TORO PART NUMBER INDEX (Cont.)

Part No.	Description	Pg. No.	Ref. No.	Qty.	Part No.	Description	Pg. No.	Ref. No.	Qty.
33023-00	Nut - Lock	49	32	1	340-70	Nut - Lock, Bulkhead	3	38	4
33024-00	Nut	66	60	1	340-70	Nut - Lock, Bulkhead	60	57	2
33024-00	Nut - Lock	77	8	5	340-74	Nut - Bulkhead	31	31	2
33025-00	Nut	70	9	2	340-77	Fitting - Hydraulic 90°	25	6	1
33025-00	Nut	65	18	6	340-92	Fitting - Hydraulic	73	4	4
33093-00	Washer	49	31	1	340-92	Fitting - Hydraulic	65	7	1
33103-020	Screw - Hex. Hd. Flange	49	26	1	340-92	Fitting - Hydraulic	75	25	5
33104-010	Screw - HH	70	39	4	340-92	Fitting - Hydraulic	70	26	2
33104-016	Screw - Hex. Hd. Flange	73	27	4	340-97	Fitting - Hydraulic 90°	52	52	2
33104-016	Screw - Hex. Hd. Flange	49	43	2	340-97	Fitting - Hydraulic 90°	59	43	2
33104-020	Screw - HHF (Europe)	31	51	3	340-97	Fitting - Hydraulic 90°	59	43	2
33104-020	Screw - Hex. Hd. Flange	32	35	2	340-98	Fitting - Hydraulic 90°	75	5	10
33104-025	Screw - Hex. Hd. Flange	62	13	4	340-98	Fitting - Hydraulic 90°	62	28	1
33104-030	Screw - HHF	77	5	5	340-98	Fitting - Hydraulic 90°	19	46	1
33104-060	Screw - HH	66	56	1	340-103	Fitting - Hydraulic 45°	70	21	1
33105-025	Screw - Hex. Hd. Flange	16	13	3	340-105	Fitting - Hydraulic 90°	25	9	2
33105-025	Screw - Hex. Hd. Flange	15	28	3	340-117	Cap - Fitting	3	40	1
33105-030	Screw - Hex. Hd. Flange	16	2	2	340-126	Nut - Bulkhead	51	8	3
33105-030	Screw - Hex. Hd. Flange	31	2	2	340-127	Nut - Bulkhead	18	6	1
33105-030	Screw - Hex. Hd. Flange	32	8	6	340-127	Nut - Bulkhead	75	10	5
33105-030	Screw - Hex. Hd. Flange	49	14	2	340-127	Nut - Bulkhead	62	19	4
33105-035	Screw - Flange	2	54	2	340-128	Nut - Bulkhead	18	13	2
33105-040	Screw - HH	66	58	2	340-128	Nut - Bulkhead	18	13	3
33105-040	Screw - HHF	70	30	2	340-129	Fitting - Hydraulic 90°	25	30	1
33105-070	Screw - Hex. Hd. Flange	32	7	3	340-129	Fitting - Hydraulic 90°	25	31	1
33106-030	Screw - Hex. Hd. Flange	18	21	12	340-132	Fitting - Hydraulic 90°	65	11	5
33106-035	Screw - HHF	77	1	3	340-132	Fitting - Hydraulic 90°	73	11	1
33106-035	Screw - HHF	1	6	8	340-132	Fitting - Hydraulic 90°	62	25	2
33106-090	Screw - Hex. Hd. Flange	18	36	8	340-132	Fitting - Hydraulic 90°	70	28	1
33108-025	Screw - Hex. Hd. Flange	31	1	2	340-139	Fitting - Elbow 90°	15	14	1
33108-035	Screw	1	25	6	340-139	Fitting - Hydraulic 90°	73	21	1
33116-120	Screw - Hex. Hd.	19	37	4	340-142	Fitting - Hydraulic 90°	15	19	1
340-2	Adapter	3	6	4	340-142	Fitting - Hydraulic 90°	51	21	1
340-2	Adapter	51	37	1	340-142	Fitting - Hydraulic 90°	18	23	4
340-2	Adapter	15	37	1	340-148	Fitting - Tee	62	32	1
340-2	Adapter - Hydraulic	73	23	1	340-154	Fitting - Hydraulic 90°	62	4	2
340-4	Fitting - Hydraulic	73	17	4	340-157	Fitting - Tee	15	32	1
340-4	Fitting - Hydraulic	62	29	1	340-161	Fitting - Adapter	62	3	1
340-5	Fitting - Hydraulic	19	40	2	353-508	Plug	51	39	1
340-9	Fitting - Hydraulic	15	11	1	353-989	Plug	64	11	5
340-9	Fitting - Hydraulic	51	18	1	353-989	Plug	74	14	5
340-15	Fitting - Hydraulic 90°	25	30	1	353-990	Plug	64	4	4
340-17	Fitting - Hydraulic 90°	25	28	1	353-990	Plug	74	5	10
340-18	Fitting - Hydraulic 90°	18	34	1	353-991	Plug	64	6	4
340-65	O-Ring	19	*53	6	353-991	Plug	74	12	10
340-65	O-Ring	25	32	2	354-77	Fitting - Quick Connect	25	2	4
340-68	Fitting - Hydraulic, Tee	75	23	1	354-77	Fitting - Quick Connect	73	14	1
340-68	Fitting - Tee, Bulkhead	3	37	1	354-77	Fitting - Quick Connect	62	23	1
340-70	Nut - Bulkhead	62	11	7	354-79	Cap - Dust	25	1	4
340-70	Nut - Bulkhead	75	13	2	354-79	Cap - Fitting	73	15	1
340-70	Nut - Lock	51	26	2	354-79	Cap - Fitting	62	24	1

PRODUCT CHANGES

In an effort to make improvements available to TORO owners as quickly as possible, minor changes are incorporated into Toro's products from time to time that do not become immediately shown in the Parts Catalog. If such a change has been made in your unit, which is not reflected in your manual, see your TORO Distributor or his Authorized TORO Service Dealer for information and part numbers.

IDENTIFICATION AND ORDERING

MODEL AND SERIAL NUMBERS

The Reelmaster 6500D has two identification numbers; a model number and a serial number. The two numbers are stamped on a plate which is located on the main frame under the operator's platform. In any correspondence concerning the Reelmaster 6500D, supply model and serial numbers to assure that correct information and replacement parts are obtained.

To order replacement parts from an Authorized TORO Service Dealer, supply the following information:

1. Model and serial number of the Reelmaster 6500D.
2. Part number, description, and the quantity of part(s) desired.

NOTE: Do not order by reference number if a parts catalog is being used; use the PART NUMBER.

TABLE OF CONTENTS

Description	Page	Description	Page
Frame & Body Assembly	1-2	Collector Assembly	42
Steering Tower Assembly	3	Water Pump Assembly	43
Steering Valve Assembly No. 92-7544	4	Fuel Injection Pump Assembly	44
Traction & Brake Pedal Assembly	5	Fuel Injector Assembly	45
Seat Frame & Throttle Assembly	6-7	Alternator Assembly	46
Seat Suspension Assembly	8	Starter Assembly	47
Diagnostic - ACE Display Assembly	9	Glow Plug & Glow Relay	48
Electrical Schematic	10	Engine Components Assembly	49
Control Console Assembly	11-12	Air Cleaner Assembly No. 93-7485	50
Hydraulic Schematic Model 03800	13	4-WD Axle Assembly (Model No. 03801)	51-52
Hydraulic Schematic Model 03801	14	Sleeve Assembly (Model No. 03801)	53
Hydraulic Filter & Reservoir Assembly	15	Axle Housing Assembly (Model No. 03801)	54
Fuel Tank & Filter Assembly	16	Differential & Shaft Assembly (Model No. 03801)	55
Fuel Filter Assembly	17	Steering Gear Case Asm. (Model No. 03801)	56
Front Hydraulic Drive & Brake Assembly	18-19	Steering Arm Linkage (Model No. 03801)	57
Planetary Drive Assembly No. 92-7415	20	Hydraulic Cylinder No. 92-6584	58
Brake Asm. No. 92-7414 RH & 92-7417 LH	21	2-WD Rear Axle Assembly (Model No.03800)	59-60
Hydraulic Motor Assembly No. 92-7385	22	Hydraulic Cylinder No. 92-6585	61
Hydraulic Motor Asm. No. 93-7476 W/Sensor	23	Rear Hydraulic Control Block & Tubes	62-63
4-WD Hydraulic Motor Asm. No. 92-7386	24	Manifold Assembly No. 92-7419	64
Pump Installation Assembly	25	Front Lift Arms Assembly	65-66
Gear Pump Assembly No. 93-2175	26-27	Hydraulic Cylinder No. 93-7555	67
Servo Controlled Piston Pump Asm. No. 92-7383	28-29	Hydraulic Cylinder No. 93-7551	68
Manual Servo Control No. 94-3019	30	Hydraulic Cylinder No. 93-2650	69
Radiator & Shroud Assembly	31	Rear Lift Arm Assembly	70
Engine Installation Assembly	32	Hydraulic Cylinder No. 93-7420	71
Crankcase Assembly	33	Hydraulic Cylinder No. 93-7421	72
Crankshaft Assembly	34	Front Hydraulic Control Block & Hoses	73
Cylinder Head Assembly	35-37	Control Block Assembly No. 92-7418	74
Camshaft & Fan Support Assembly	38	Reel Motor & Hoses	75
Belt Cover Assembly	39	Reel Motor Assembly No. 92-7387	76
Intake & Exhaust Manifold Assembly	40	Roll Over Protection System (ROPS)	77
Oil Pump Assembly	41	Numerical Parts Index	78-90

