

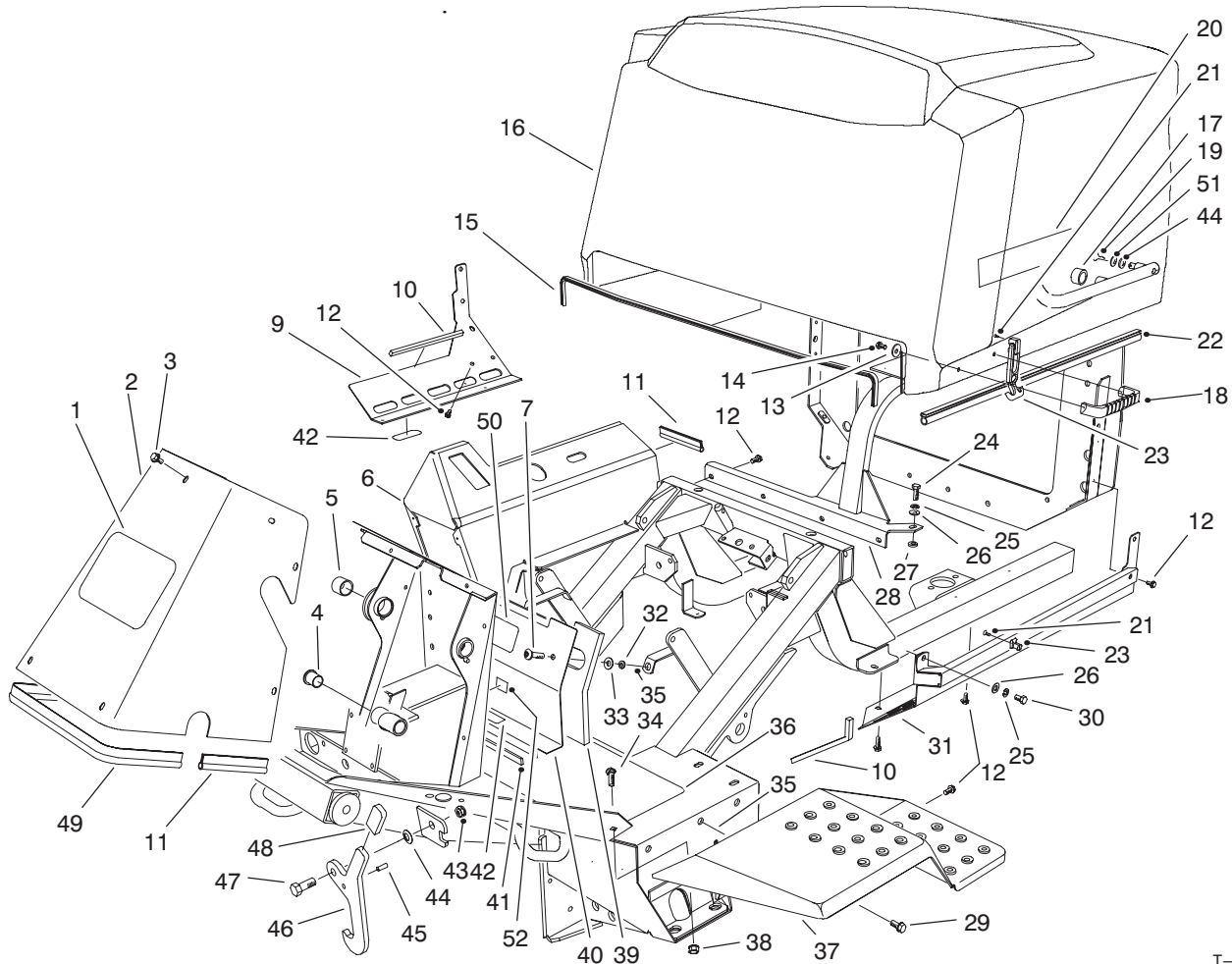


MODEL NO. 30450-60300 & UP
MODEL NO. 30455-60300 & UP
MODEL NO. 30401-60300 & UP

PARTS CATALOG

GROUNDMASTER 455D

TRACTION UNIT WITH CUTTING DECK

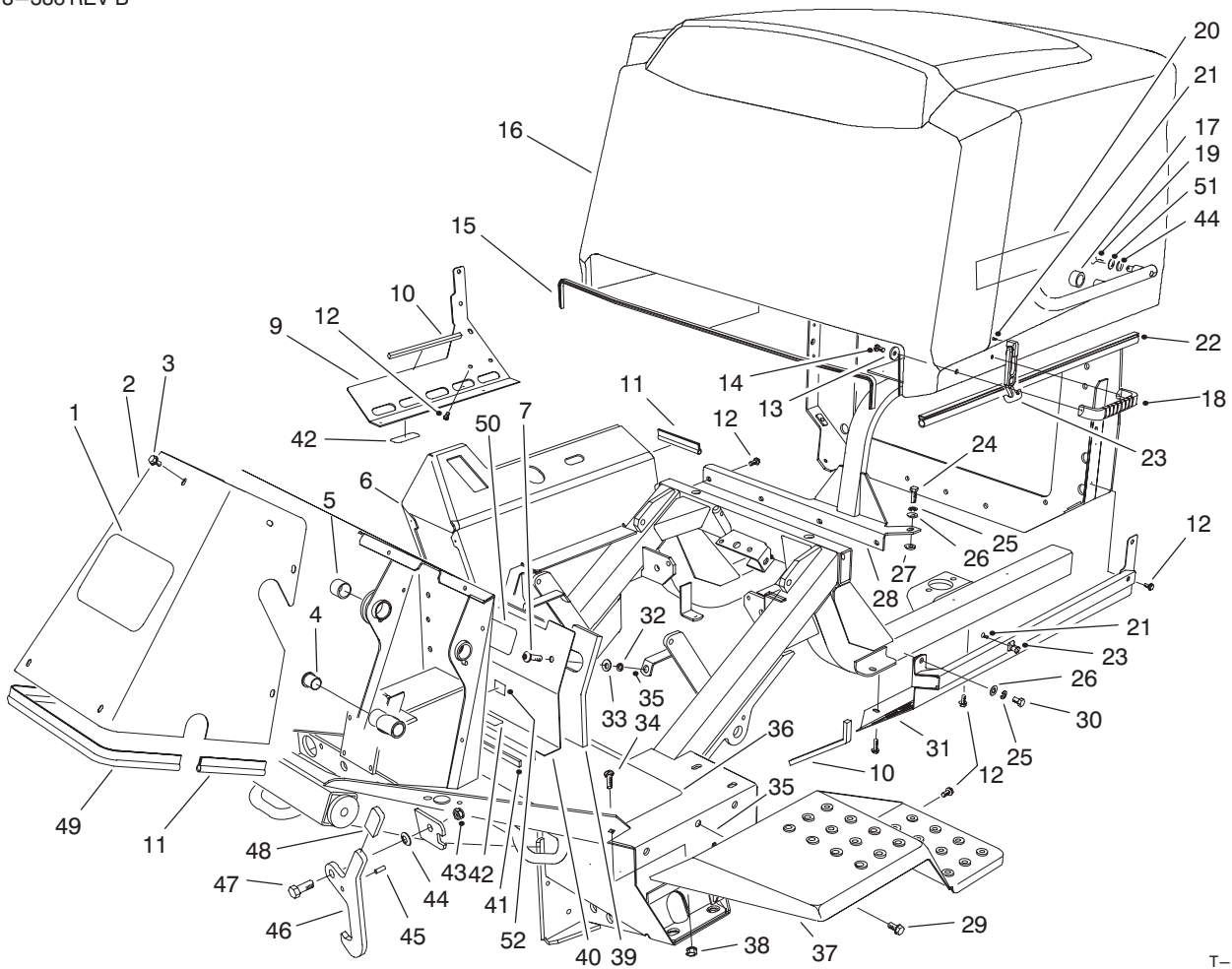


T-1512-3

FRAME & BODY ASSEMBLY

Ref. No.	Part No.	Description	No. Used
1	62-7400	Decal - TORO	1
2	76-9700	Cover - Tower	1
3	46-6810	Screw - Hex. Washer Hd.	9
4	256-10	Bushing - Flange	2
5	256-237	Bushing - Sleeve	1
6	84-1080	Frame Assembly (Incl. Ref # 4, 5 & 35)	1
7	3250-36	Screw - Phillips Pan Hd.	2
9	94-5601	Support - Tank, Lower	1
10	68-7573	Seal - Shroud	2
11	76-6360	Strip - Seal	2
12	32144-11	Screw - Hex. Washer Hd.	17
13	3256-78	Washer - Flat	2
14	46-8091	Screw - Hex. Washer Hd.	2
15	94-5618	Trim - Fire Wall	1
16	93-7798	Hood (Incl. Ref. #15, 20 & 22)	1

Ref. No.	Part No.	Description	No. Used
17	94-5613	Stop - Rubber	2
18	65-5100	Handle - Hood	1
19	3290-467	Pin - Cotter, Hair	2
20	84-1460	Decal - GM 455D	2
21	3290-359	Screw - Round Hd.	3
22	94-5617	Seal - Strip, Hood	2
23	94-5626	Latch - Draw	1
24	323-6	Screw - Cap Hex. Hd.	1
25	3253-21	Washer - Lock	2
26	3256-24	Washer - Flat	2
27	80-7730	Spacer	1
28	93-7236	Air Cleaner Support Asm	1
29	74-4090	Tread - Foot Rest	1
30	323-4	Screw - Cap Hex. Hd.	1
31	94-5609	Cover Asm - Hood, Lower	1
32	32151-72	Ring - Retaining	2
33	3256-3	Washer - Flat	2

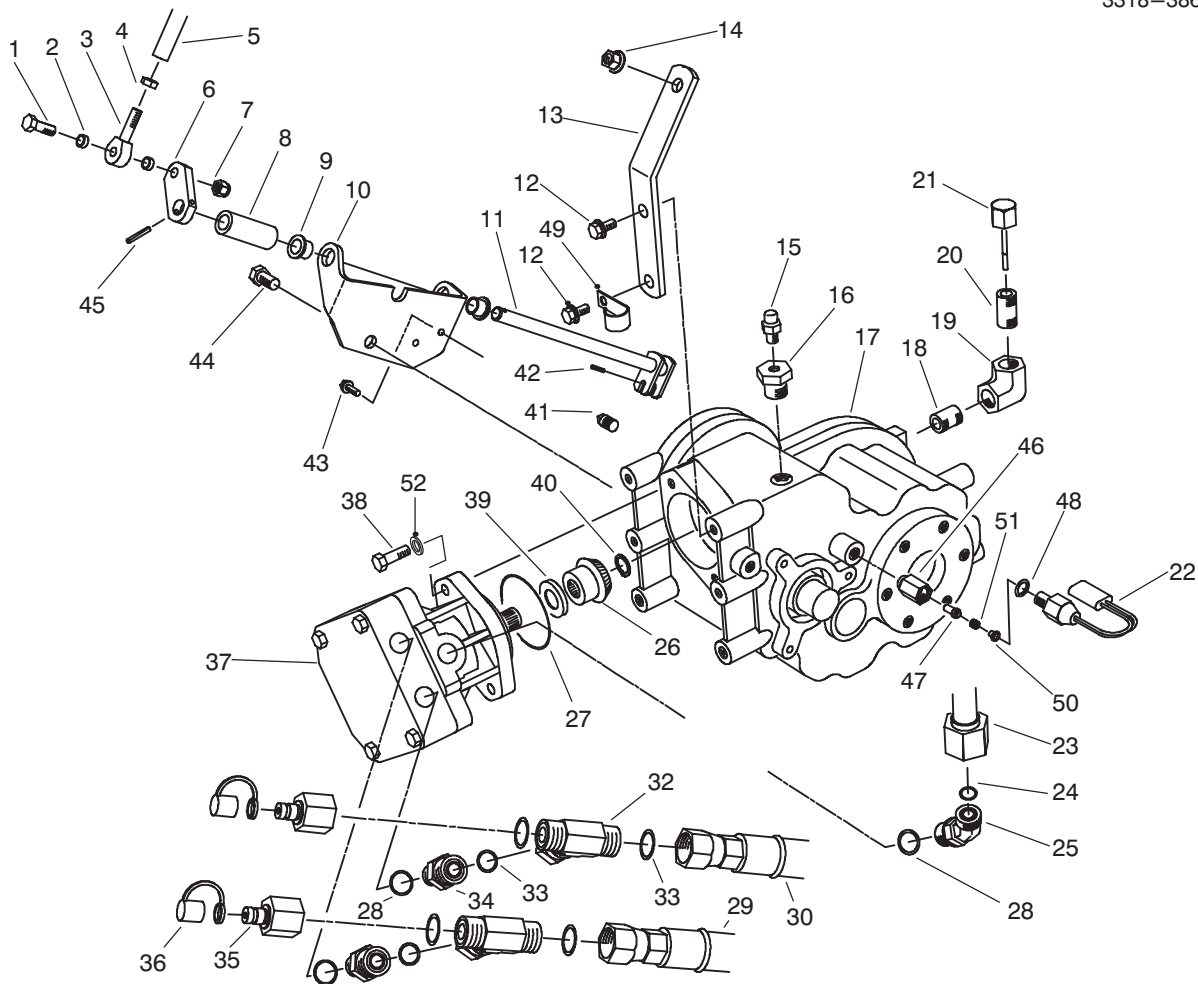


T-1512-3

FRAME & BODY ASSEMBLY (Continued)

Ref. No.	Part No.	Description	No. Used	Ref. No.	Part No.	Description	No. Used
34	3231-22	Bolt - Carriage	2	43	3296-25	Nut - Lock	2
35	32148-10	Insert - Threaded	10	44	3290-483	Washer - Belleville	4
36	3234-12	Screw - Hex. Washer Hd.	7	45	32121-11	Pin - Roll	2
37	76-9300	Fender L.H.	1	*	32121-36	Pin - Roll (Europe)	2
*	76-9340	Fender R.H.	1	46	84-1490	Latch - Lockup	2
38	3290-357	Nut - Flange	2	*	93-7203	Latch - Lockup (Europe)	2
39	88-1310	Foam - Cover	1	47	325-5	Screw - Cap Hex. Hd.	2
40	88-1300	Cover - Seat Front	1	48	48-7081	Sleeve	2
41	76-6380	Strip - Seal Access Panel	1	49	76-6361	Strip - Seal	1
42	70-2560	Decal - Oil	1	50	93-9426	Decal - Danger	1
		(Model No. 30450)	1	*	93-9425	Decal - Danger (Europe)	1
		(Model No. 30455)	2	51	83-1470	Washer - Neoprene	2
*	93-6697	Decal - Oil (Europe)	2	52	93-7252	Decal - CE (Europe)	1
		(Model No. 30455)	2				

*Not Illustrated

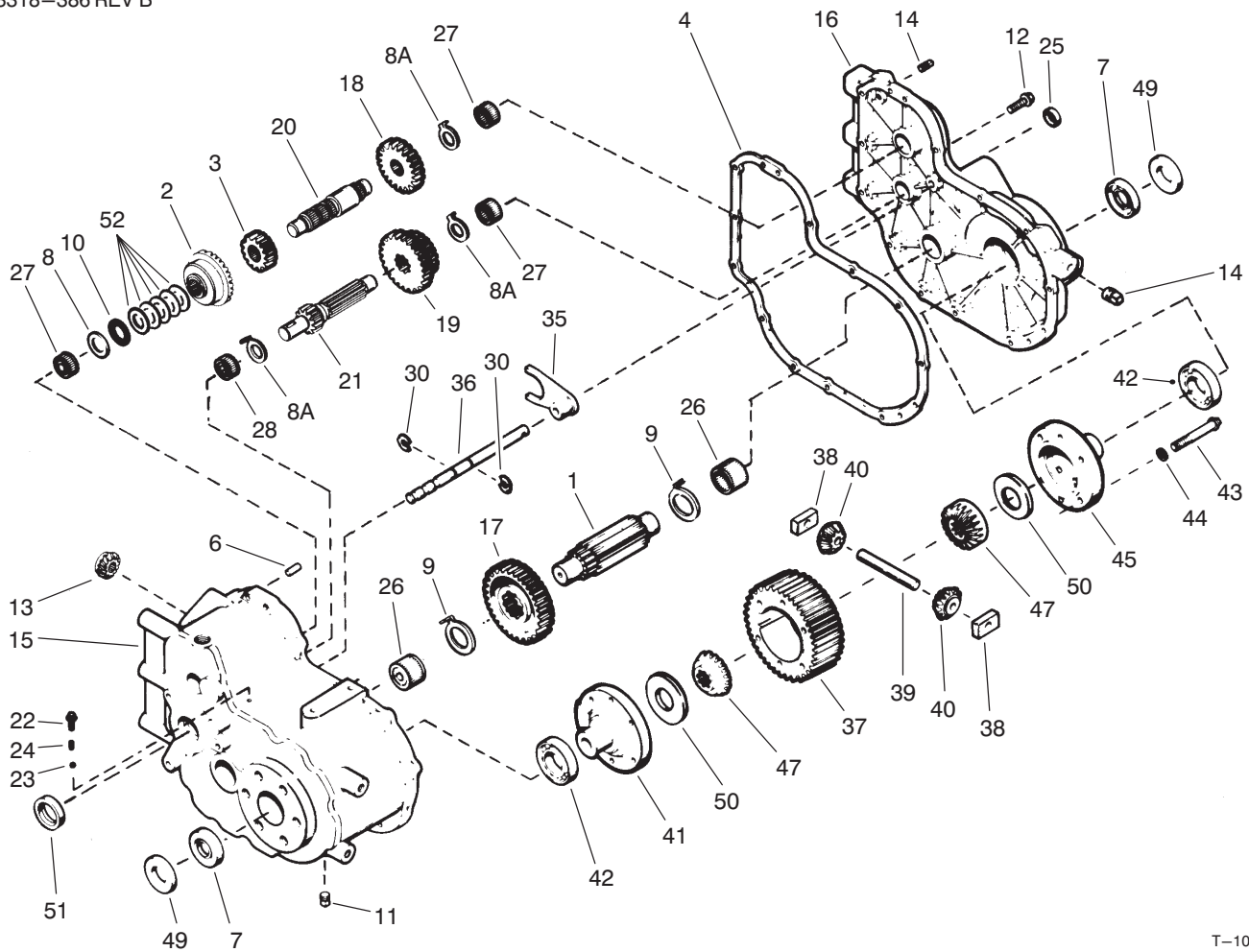


T-1506-1

FRONT TRANSAXLE INSTALLATION ASSEMBLY

Ref. No.	Part No.	Description	No. Used	Ref. No.	Part No.	Description	No. Used
1	323-9	Screw - Cap Hex. Hd.	1	28	237-79	O-Ring	3
2	76-9100	Spacer	2	29	92-5830	Assy. - Hose, Traction L.H.	1
3	2411-36	Rod - End	1	30	92-5841	Hose, Traction R.H. (2WD)	1
4	3220-3	Nut - Jam	1	*	92-7765	Assy. - Tube (4WD)	1
5	84-0690	Rod - Shift	1	32	340-167	Fitting - Hydraulic	2
6	77-4260	Link - Shift	1	33	237-65	O-Ring	6
7	3296-59	Nut - Lock	1	34	340-155	Fitting - Hydraulic	2
8	86-5420	Spacer - Rod, Shift	1	35	86-5860	Nipple	2
9	3-1506	Bushing - Flange	2	36	353-947	Cap - Fitting	2
10	84-1610	Support - Rod, Shift	1	37	92-2556	Motor - Fixed Displacement	1
11	84-0700	Rod - Shift	1	38	323-7	Screw - Cap Hex. Hd.	2
12	3234-12	Screw - Hex. Flange Hd.	2	39	82-5380	Shim - Pinion .045	1
13	84-1600	Bracket - Support, Trans.	1	*	82-5390	Shim - Pinion .038	1
14	3290-357	Nut - Flange Head	1	*	82-5400	Shim - Pinion .052	1
15	302-14	Plug - Vent	1	40	32151-62	Ring - Retaining	1
16	2812-11	Bushing - Reducer	1	41	76-6040	Plug - Pipe (Supplied with transaxle)	1
17	88-1260	Transaxle - 2 Speed (Incl. Ref. No.26 & 41)	1	42	32121-24	Pin - Roll	1
18	289-50	Nipple - Pipe	1	43	3234-4	Screw - Cap Hex. Hd.	2
19	2813-14	Elbow - Pipe 90°	1	44	325-2	Screw - Cap Hex. Hd.	1
20	289-44	Nipple - Pipe	1	45	32121-6	Pin - Roll	1
21	27-3710	Dipstick	1	46	92-1364	Guide - Switch, Pin	1
22	72-4320	Switch - Ball	1	47	92-1365	Plunger - Switch	1
23	86-5750	Assy. - Tube, Drain	1	48	237-30	O-Ring	1
24	237-30	O-Ring	1	49	2412-150	Clip - J	1
25	340-101	Fitting - Hydraulic	1	50	43-8610	Guide - Spring & Ball	1
26		Pinion - Spiral	1	51	92-1366	Spring - Compression	1
27	237-167	O-Ring	1	52	3256-24	Washer - Flat	2

*Not Illustrated



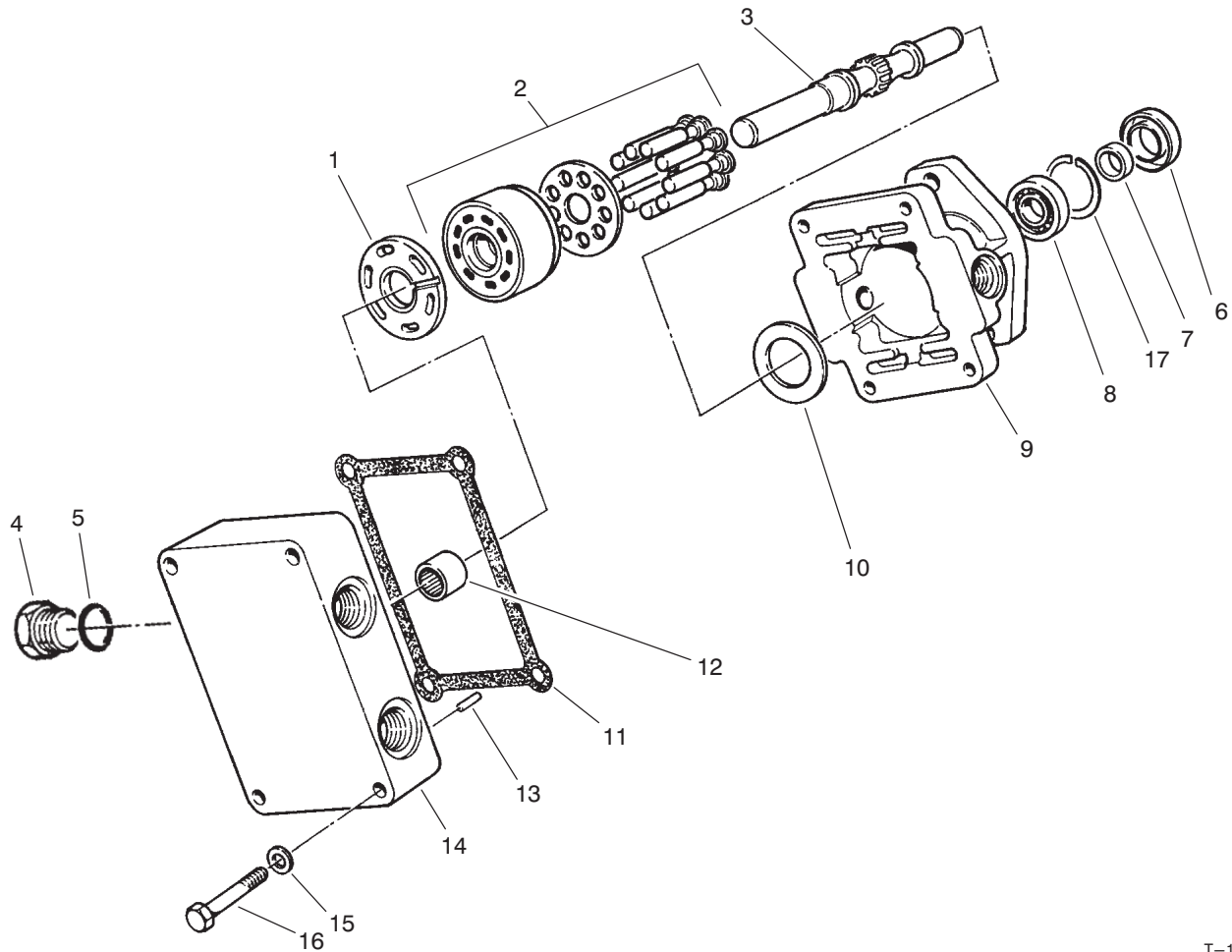
T-1008-1

TRANSAXLE ASSEMBLY NO. 88-1260

Ref. No.	Part No.	Description	No. Used
1	76-5610	Pinion - Output	1
2		Gear - Spiral Bevel	1
3	76-5630	Gear - Spur	1
4	76-5640	Gasket	1
6	76-5660	Pin-Dowel	2
7	76-5670	Seal-Oil	2
8	76-5680	Washer - Thrust	1
8A	76-5650	Washer - Thrust	3
9	76-5690	Washer - Thrust	2
10	76-5700	Bearing-Thrust	1
11	76-5710	Plug-Magnetic - Drain	1
12	76-5720	Screw - Hex Hd.	13
13		Pinion - Spiral Bevel	1
14	76-6040	Plug - Pipe	2
15	92-0639	Case Assembly (Incl. Ref. #26-28)	1
16	76-5760	Cover Assembly (Incl. Ref. #26-27)	1
17	92-0642	Gear - Output	1
18	76-5780	Gear - Spur	1
19	92-0644	Gear - Cluster	1
20	92-0641	Shaft - Counter	1
21	92-0645	Shaft & Gear - Shifter	1
22	76-5820	Screw - Hex Flanged Hd.	1
23	76-5830	Ball - Steel	1
24	76-5840	Spring - Shifter Fork	1
25	76-5850	Seal - Oil	1

Ref. No.	Part No.	Description	No. Used
26	76-5860	Bearing - Needle	2
27	76-5870	Bearing - Needle	3
28	92-0640	Bearing - Needle	1
30	76-5890	Ring - Retaining	2
35	76-5900	Fork - Shift	1
36	92-0647	Rod - Shift (High-Low)	1
37	92-0643	Gear - Ring	1
38	76-5930	Block - Drive	2
39	76-5940	Pin - Drive	1
40	76-5950	Pinion - Bevel	2
41	76-5960	Carrier (Incl. Ref. #50)	1
42	92-0646	Bearing - Ball	2
43	76-5980	Screw - Hex Flanged Hd.	6
44	3253-21	Washer - Lock	6
45	76-5990	Carrier - Differential	1
47	76-6000	Gear - Bevel	2
49	76-6010	Spacer	2
50	76-6020	Washer - Thrust	2
51	76-6030	Seal - Oil	1
52	76-5680	Shim - Orange .126/.123	A/R
*	76-5740	Shim - Lt. Grn. .123/.120	A/R
*	84-0090	Shim - Lt. Blue .120/.117	A/R
*	84-0130	Shim - Pink .129/.126	A/R
*	84-0140	Shim - Black .132/.129	A/R
*	84-0080	Spiral Gear Set (Matched) (Incl. Ref. #2 & 13)	1

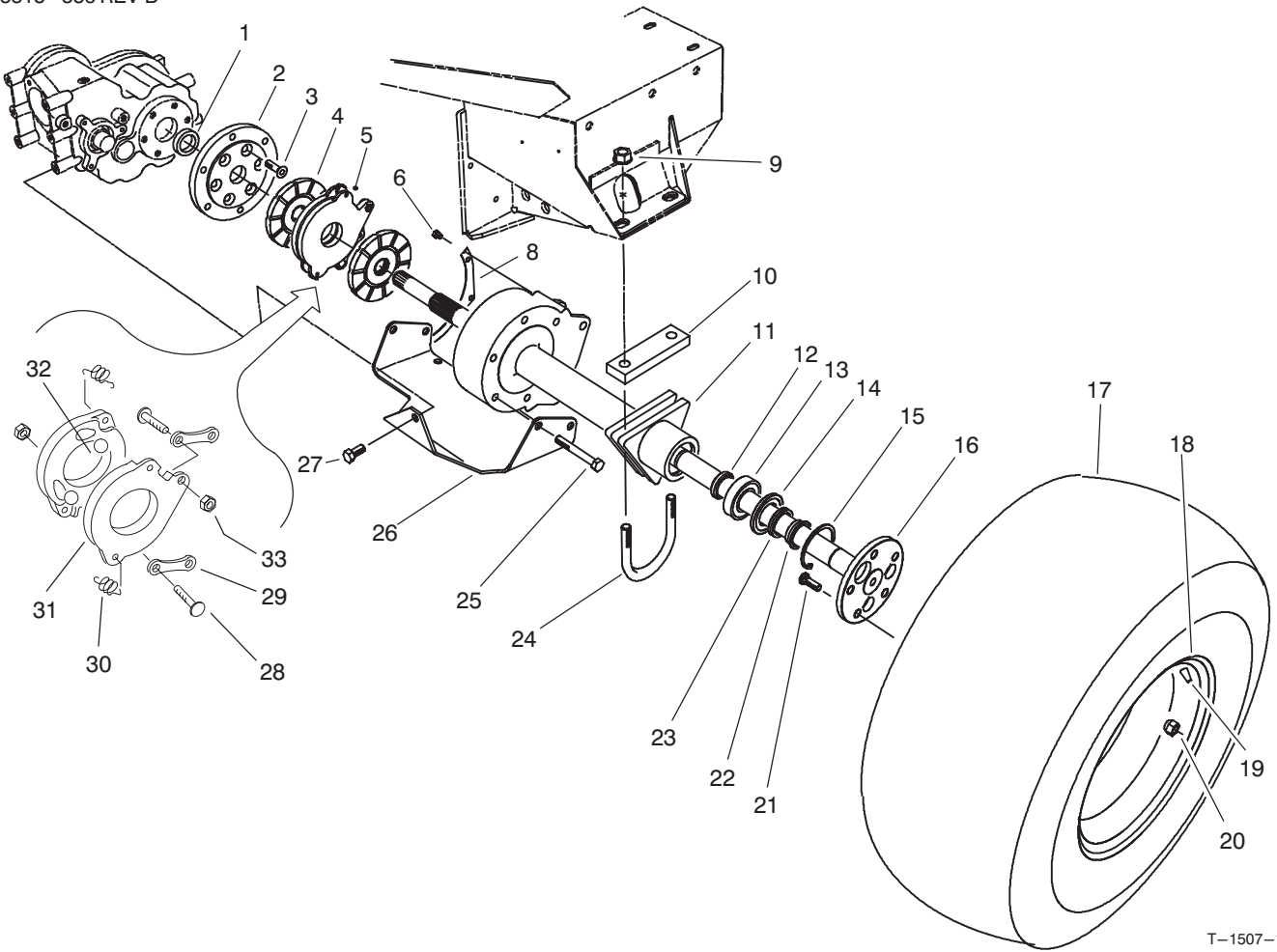
*Not Illustrated



T-1493-1

HYDRAULIC MOTOR NO. 92-2556

Ref. No.	Part No.	Description	No. Used	Ref. No.	Part No.	Description	No. Used
1	28-3380	Plate - Valve	1	10	25-2380	Plate - Thrust	1
2	48-1800	Cylinder Block Kit	1	11	67-9100	Gasket	1
3	92-0636	Shaft Assembly (Incl. Ref. #7 & 8)	1	12	77-3640	Bearing	1
4	92-2571	Plug	2	13	25-2430	Pin - Straight	1
5	237-65	Seal - O-Ring	2	14	92-2572	End Cap Assembly (Incl. Ref. #12)	1
6	74-9480	Seal - Lip	1	15	74-9510	Washer - Flat	1
7		Sleeve	1	16	74-9500	Screw - Cap Hex. Hd.	4
8		Bearing - Roller	1	17	82-4970	Ring - Retaining	1
9	82-4990	Housing - Fixed	1				

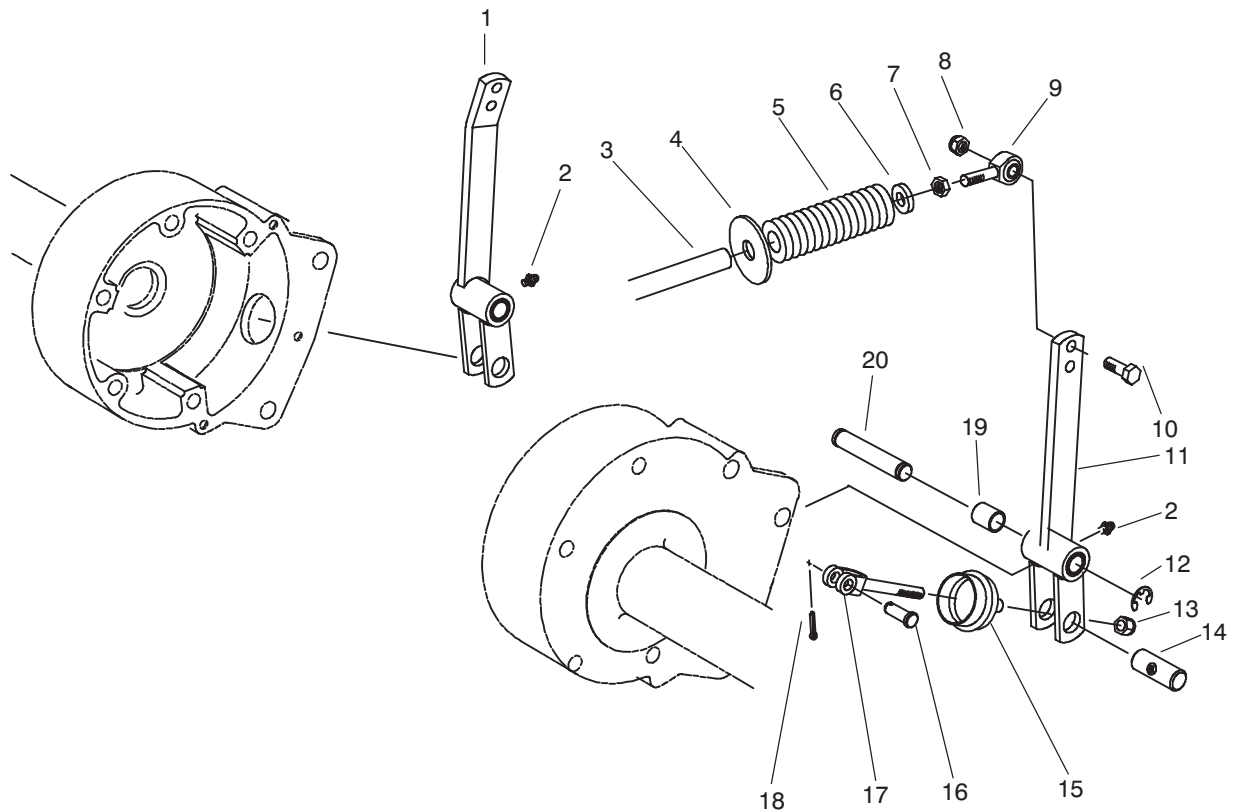


T-1507-1

FRONT AXLE ASSEMBLY

Ref. No.	Part No.	Description	No. Used
1	76-6010	Spacer - Transaxle (Supplied with transaxle)	2
2	76-4240	Plate - Adapter	2
3	3274-87	Screw - Flat Hd. Socket	12
4	74-3640	Disc - Brake	4
5	74-3630	Actuator - Brake (Incl. Ref. #29-34)	2
6	3234-30	Screw - Hex. Hd. Flange	6
8	76-8300	Cover - Housing, Axle	2
9	32128-50	Nut - Lock, Flange Hd.	4
10	84-1620	Plate - Support, Axle	2
11	92-9704	Housing - Axle	2
12	92-9708	Collar - Bearing	2
13	92-9710	Bearing - Ball	2
14	92-9709	Spacer - Bearing	2
15	32151-76	Ring - Retaining	2
16	92-9714	Axle Assembly (Incl. Ref. #12-15 & 21-23)	2

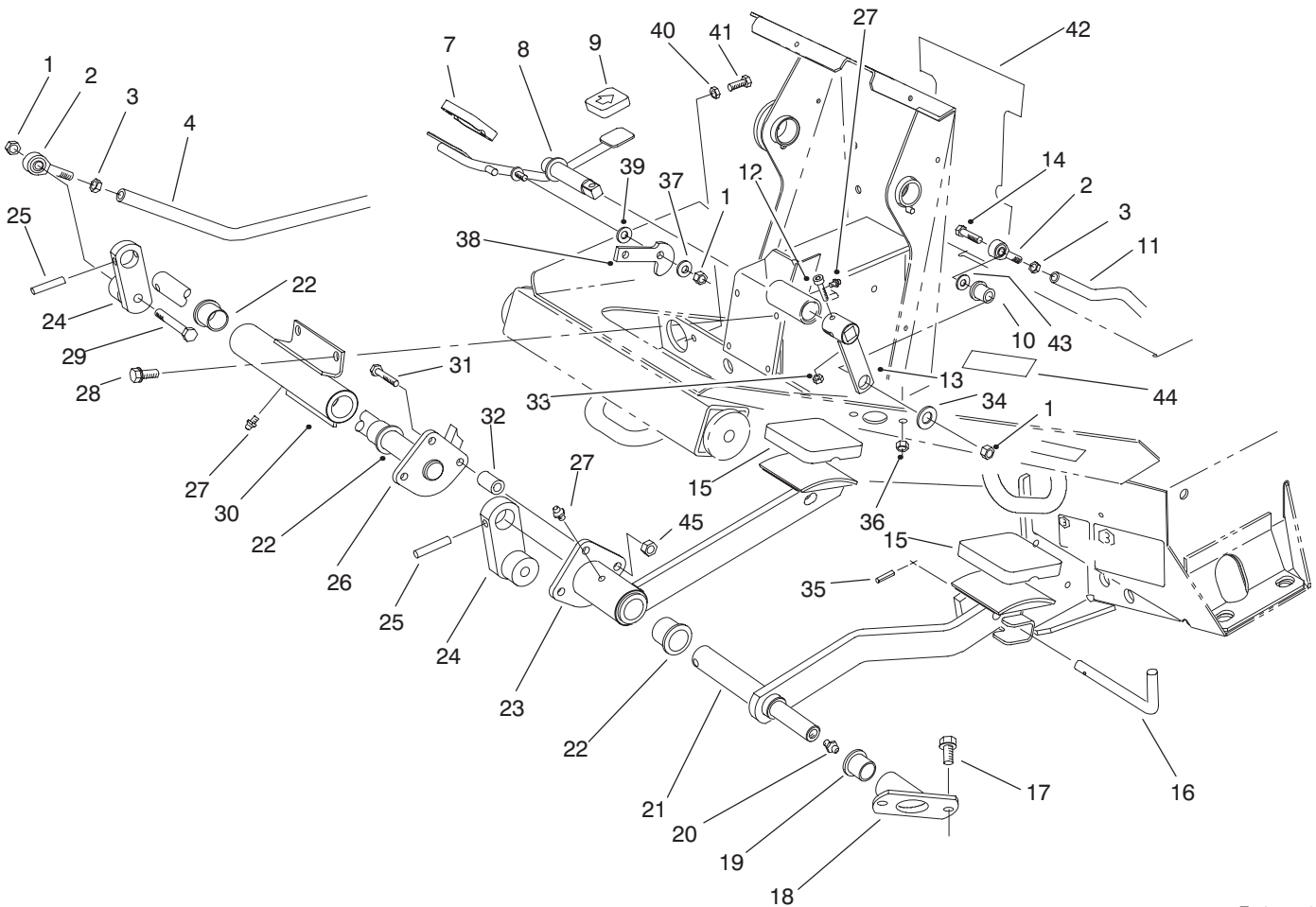
Ref. No.	Part No.	Description	No. Used
17	86-5900	Tire	2
18	217-124	Rim	2
19	232-27	Stem - Valve	2
20	23-7270	Nut - Wheel	10
21	242-34	Stud - Axle	10
22	92-9706	Spacer - Axle Shaft	2
23	92-9712	Seal - V-Ring	2
24	84-1590	U-Bolt	2
25	325-15	Screw - Cap Hex. Hd.	10
26	86-5430	Plate - Skid	1
27	325-4	Screw - Cap Hex. Hd.	1
28	92-7774	Stud	4
29	92-7775	Link	4
30	92-7776	Spring - Extension	4
31	92-7777	Disc - Actuating	4
32	92-7773	Ball	6
33	69-9940	Nut - Jam	4



T-1491-1

BRAKE LINKAGE ASSEMBLY

Ref. No.	Part No.	Description	No. Used	Ref. No.	Part No.	Description	No. Used
1	84-0940	Assy. - Brake Linkage Arm R.H. (Incl. Ref. #2 & 19)	1	11	84-0970	Assy. - Brake Linkage Arm L.H. (Incl. Ref. #2 & 19)	1
2	302-5	Fitting - Grease	2	12	32120-19	Ring - Retaining, Ext.	4
3	76-9690	Rod - Brake	2	13	3296-39	Nut - Lock	2
4	86-5840	Plate - Spring	2	14	76-8270	Pin - Brake	2
5	86-5830	Spring - Compression	2	15	76-4180	Boot - Brake Rod	2
6	66-6480	Washer	2	16	283-2	Pin - Clevis	2
7	3220-3	Nut - Jam	2	17	76-6610	Clevis - Brake	2
8	3296-59	Nut - Lock	2	18	3272-6	Pin - Cotter	2
9	2411-36	Rod End	2	19	5-2512	Bushing - Sleeve	2
10	323-7	Screw - Cap Hex.. Hd.	2	20	84-0990	Pin - Pivot	2



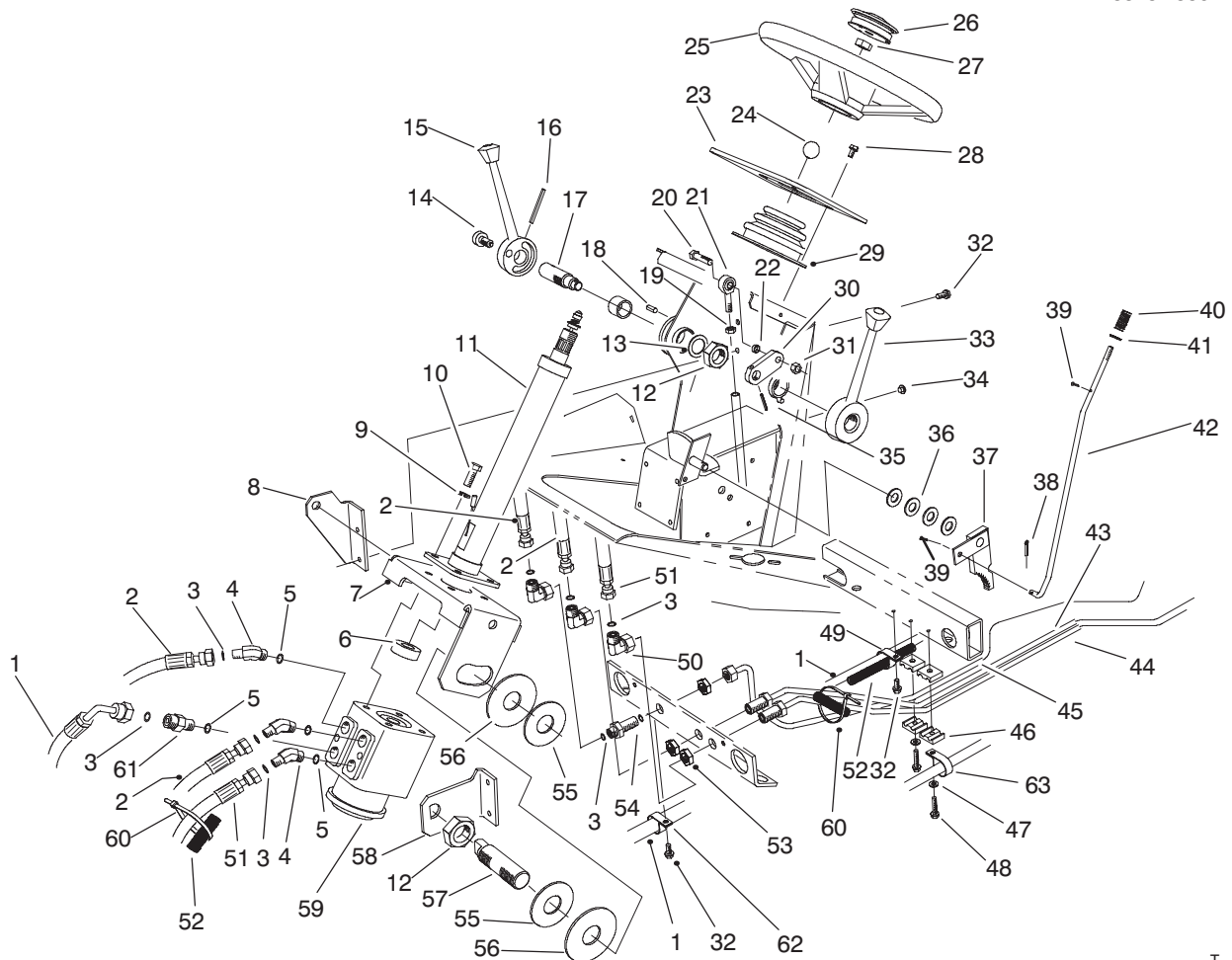
T-1777-1

TRACTION & BRAKE PEDALS ASSEMBLY

Ref. No.	Part No.	Description	No. Used
1	3296-59	Nut - Lock	4
2	2411-36	Eye - Rod	3
3	3220-3	Nut - Jam	3
4	76-9690	Rod - Brake Linkage	2
7	74-9100	Pad - Forward Pedal	1
8	82-5190	Shaft - Traction Pedal	1
9	74-9110	Pad - Reverse Pedal	1
10	63-9751	Mount - Linkage Rod	1
11	88-1160	Rod - Traction Linkage	1
12	3274-19	Screw - Cap Socket Hd.	1
13	92-1367	Arm - Traction Linkage	1
14	323-9	Screw - Cap Hex. Hd.	1
15	82-4960	Pad - Brake	2
16	63-7880	Latch - Brake	1
17	3234-14	Screw - Hex. Flange Hd.	2
18	76-9680	Bearing Housing Assembly (Incl. Ref. #19)	1
19	256-90	Bushing - Flange	1
20	302-2	Fitting - Grease	1
21	92-5804	Pedal - Brake L.H.	1
22	256-10	Bushing - Flange	4
23	92-5805	Brake Pedal Assembly R.H. (Incl. Ref. #22 & 27)	1
24	92-2586	Arm - Brake Linkage	2

Ref. No.	Part No.	Description	No. Used
25	32121-25	Pin - Roll	2
26	92-5806	Shaft - Brake	1
27	302-5	Fitting - Grease	3
28	32144-11	Screw - Hex. Flange Hd.	4
29	323-12	Screw - Cap Hex. Hd.	2
30	76-9030	Bearing Housing Assembly (Incl. Ref. #22 & 27)	1
31	322-21	Screw - Cap Hex. Hd.	3
32	66-1140	Hub	3
33	3296-42	Nut - Lock	1
34	63-8410	Washer	1
35	32121-50	Pin - Roll	1
36	32128-20	Nut - Lock	2
37	3256-24	Washer - Flat	1
38	74-6110	Stop - Pedal	1
39	66-2920	Washer - Nylon	1
40	3218-2	Nut - Jam	2
41	322-4	Screw - Cap Hex. Hd.	2
42	84-1470	Decal - Operation	1
*	93-9423	Decal - Operation (Europe)	1
43	3256-3	Washer - Flat	1
44	92-1370	Decal - Warning	1
*	93-9414	Decal - Warning (Europe)	1
45	32152-1	Nut - Lock	3

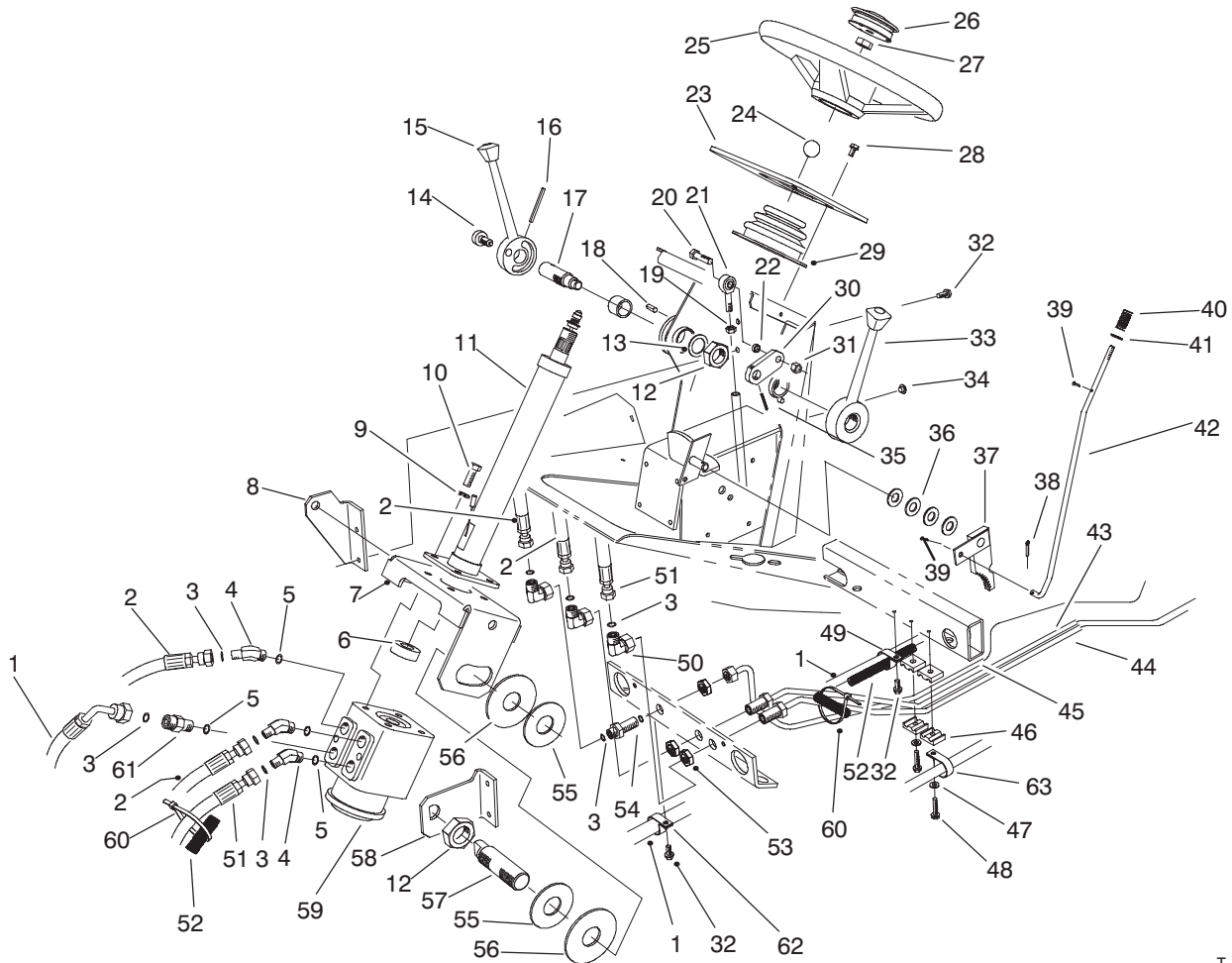
*Not Illustrated



T-1516-1

STEERING TOWER ASSEMBLY

Ref. No.	Part No.	Description	No. Used	Ref. No.	Part No.	Description	No. Used
1	86-5570	Assembly - Hose	1	27	47-6990	Nut	1
2	86-3220	Assembly - Hose	2	28	32144-4	Screw - Hex. Washer Hd.	4
3	237-22	O-Ring	10	29	76-9450	Boot - Column, Steering	1
4	340-138	Fitting - Hydraulic	3	30	84-0680	Link - Shift	1
5	237-79	O-Ring	4	31	3296-59	Nut - Lock	1
6	21-9260	Cover - Dust	1	32	32144-11	Screw - Hex. Washer Hd.	6
7	76-8140	Bracket - Steering	1	33	69-1560	Lever - Lock	1
8	76-8160	Support - Steering	1	34	2410-64	Plug - Dome	2
9	3253-21	Washer - Lock	4	35	32121-6	Pin - Roll	1
10	323-6	Screw - Cap Hex. Hd.	4	36	3256-26	Washer - Flat	4
11	74-3670	Assy. - Column, Steering	1	37	63-7900	Rack - Brake	1
12	3296-49	Nut - Lock	2	38	3272-10	Pin - Cotter	1
13	10-8110	Washer - Thrust	1	39	3272-5	Pin - Cotter	2
14	82-4950	Plunger - Spring	1	40	95-1821	Spring	1
15	74-5770	Lever - Shift	1	41	3256-22	Washer - Flat	1
16	32121-10	Pin - Roll	1	42	76-9050	Rod - Brake, Parking	1
17	74-5790	Shaft - Pivot	1	43	86-5730	Assy. - Tube, R.H. Front	1
18	32121-123	Pin - Roll	2	44	86-5740	Assy. - Tube, L.H. Front	1
19	3220-3	Nut - Jam	1	45	86-5720	Assy. - Tube, Steering	1
20	323-8	Screw - Cap Hex. Hd.	1	46	56-7973	Clamp - Tube	4
21	2411-36	Rod End	1	47	3256-71	Washer - Flat	2
22	76-9100	Spacer	1	48	32144-57	Screw - Hex. Washer Hd.	2
23	93-9415	Panel - Tower	1	49	2412-74	Clamp - R	1
24	233-17	Knob	1	50	340-159	Fitting - Hydraulic	3
25	68-8080	Wheel - Steering	1	51	86-3210	Assembly - Hose	1
26	72-0130	Kit - Horn	1	52	86-5470	Harness - Wire	1

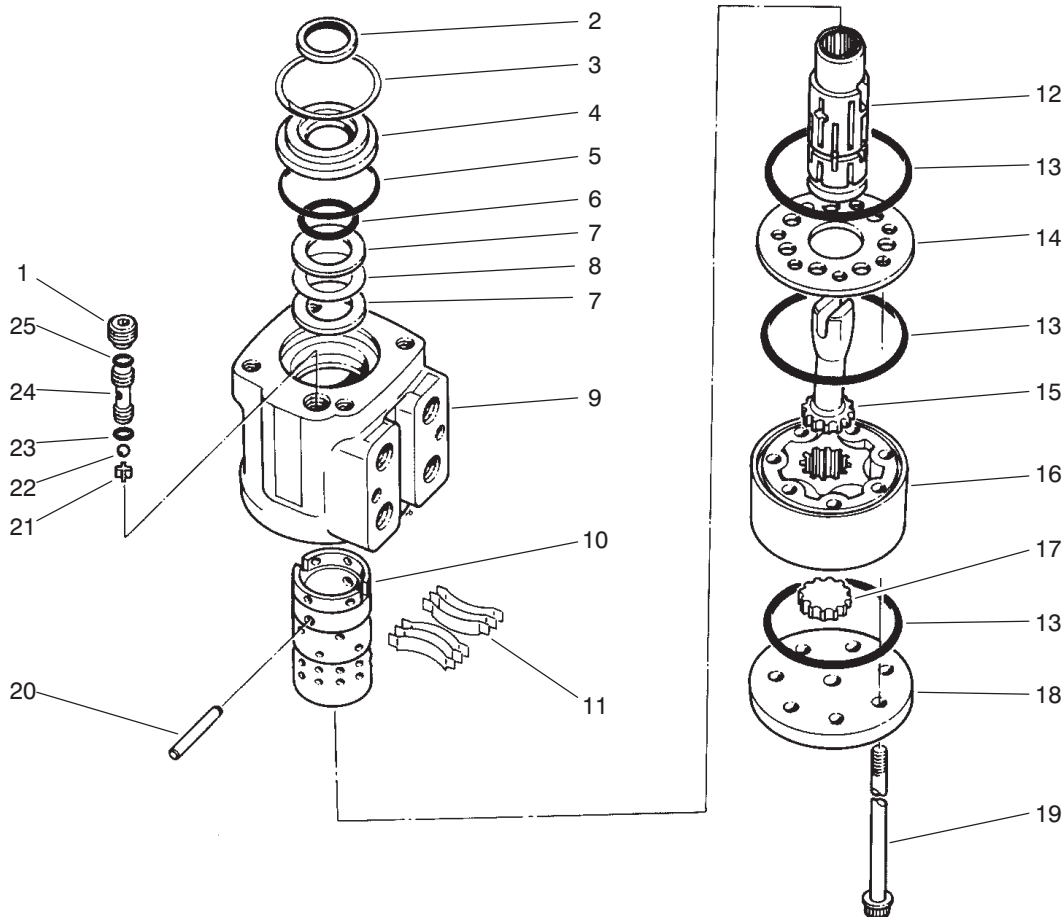


T-1516-1

STEERING TOWER ASSEMBLY (Continued)

Ref. No.	Part No.	Description	No. Used
53	340-70	Nut - Bulkhead	3
54	340-71	Union - Bulkhead	1
55	20-9500	Washer	2
56	31-0390	Washer - Friction	2
57	76-8340	Shaft - Pivot, Steering	1
58	76-8150	Support - Shaft, Steering	1

Ref. No.	Part No.	Description	No. Used
59	92-9729	Valve - Control, Steering	1
60	3290-378	Tie - Cable	2
61	59-6430	Valve - Check	1
62	2412-104	Clamp - R	1
63	2412-74	Clamp-R (Model 30450 Only)	1



T-1007-1

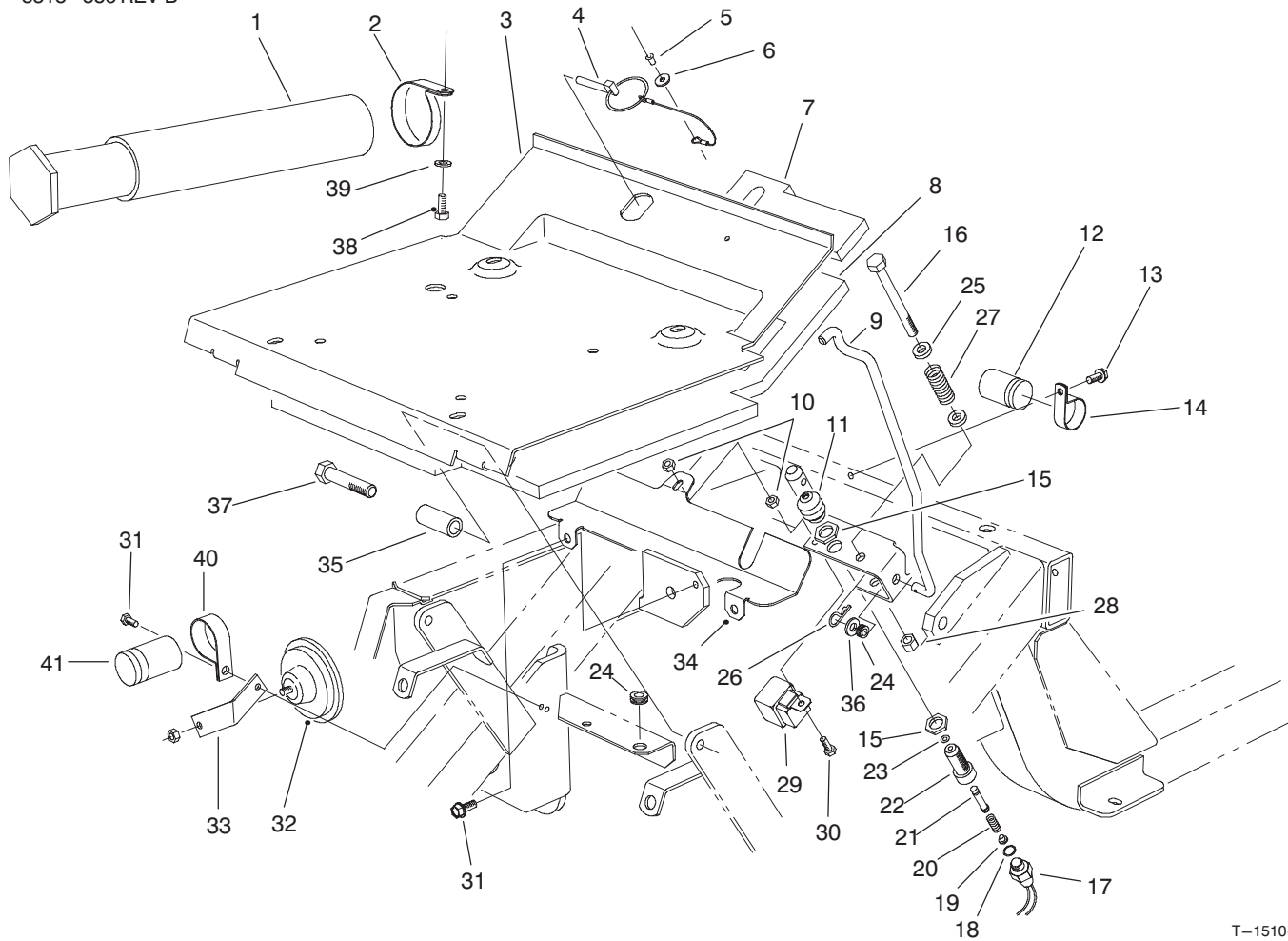
POWER STEERING VALVE NO. 92-9729

Ref. No.	Part No.	Description	No. Used
1	52-9260	Screw-Set	1
†2		Seal-Dust	1
3	52-9230	Ring-Retaining	1
4	52-9240	Bushing-Seal, Gland	1
†5		Seal	1
†6		Seal-Ring, Quad	1
7	59-6730	Race-Bearing	2
8	59-6740	Bearing-Needle, Thrust	1
†9		Housing	1
†10		Sleeve-Control	1
11	59-6820	Centering Spring Kit	1
†12		Spool-Control	1
†13		Seal	3
14	92-9732	Plate - Wear	1
15	52-9320	Drive	1
16	76-6300	Gerotor	1

Ref. No.	Part No.	Description	No. Used
17	76-6320	Spacer	1
18	92-9730	Cap-End	1
19	92-9736	Screw-Cap	7
20	59-6830	Kit-Centering Pin	1
21	52-9290	Retainer-Check Ball	1
22	52-9280	Ball-Check	1
†23		Seal	1
24	52-9270	Seat-Ball, Check	1
†25		Seal	1
*	52-9250	Needle Bearing Kit (Incl. Ref. #7-8)	1
*	92-9749	Seal Kit (Incl. Ref. #2, 5-6, 13, 23 & 25)	1
*	92-9745	End Cap Kit (Incl. Ref. #14, 18 & 19)	1

*Not Illustrated

†Not Serviceable Separately



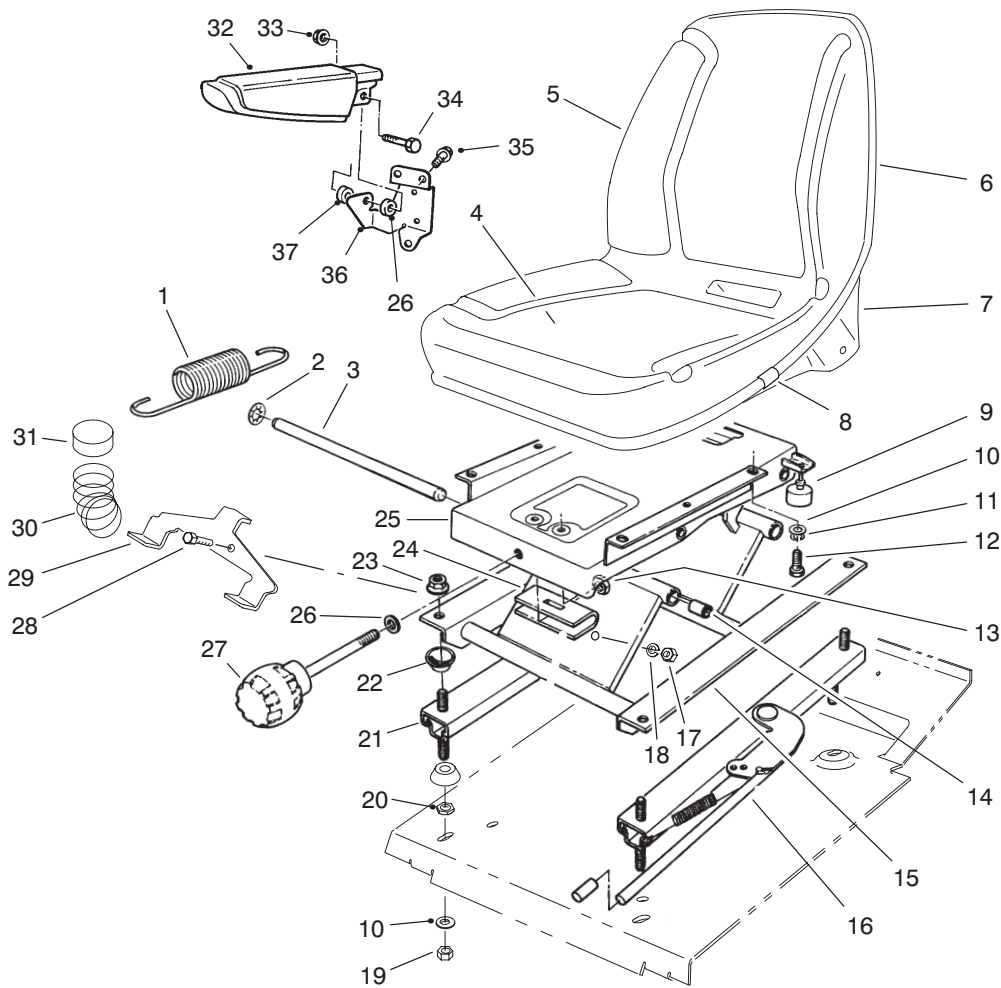
T-1510-2

SEAT PLATE ASSEMBLY

Ref. No.	Part No.	Description	No. Used
1	74-0720	Tube - Manual	1
2	2412-133	Clamp - R	2
3	76-9460	Plate - Seat	1
4	77-3780	Pin - Lynch	1
5	3290-282	Rivet - Pop	1
6	3256-49	Washer - Flat	1
7	76-9930	Foam - Seat Plate Rear	1
8	82-4900	Foam - Seat Front	1
9	76-9440	Rod - Seat Prop	1
10	32128-33	Nut - Lock	2
11	43-9071	Boot - Switch	1
12	37-2690	Capacitor	1
13	32104-82	Screw - Hex. Washer Hd.	1
14	2412-74	Clamp	1
15	218-461	Nut - Hex	2
16	323-17	Screw - Hex. Hd.	1
17	72-4320	Switch - Ball	1
18	237-30	O-Ring	1
19	43-8610	Guide	1
20	43-8600	Spring - Switch	1
21	43-8860	Plunger - Switch	1
22	43-8620	Guide - Pin, Switch	1

Ref. No.	Part No.	Description	No. Used
23	237-7	O-Ring	1
24	237-136	Grommet	2
25	80-7730	Spacer	2
26	3290-307	Pin - Cotter, Hair	1
27	88-1420	Spring - Compression	1
28	3296-39	Nut - Lock	1
29	70-1480	Relay - SPDT	1
30	321-5	Screw - Cap Hex. Hd.	1
31	32144-11	Screw - Hex. Washer Hd.	3
32	48-4590	Horn	1
33	74-8910	Bracket - Horn	1
34	86-2860	Cover - Belt, Upper	1
35	76-9480	Sleeve - Pivot, Seal	2
36	3256-3	Washer - Flat	1
37	325-9	Screw - Cap Hex. Hd.	2
38	322-2	Screw - Cap Hex. Hd.	2
39	3256-23	Washer - Flat	2
40	2412-74	Clamp - R (Europe)	1
41	37-2690	Capacitor (Europe)	1
*	43-9071	Seat Switch Assembly (Incl. Ref. #11, 15, & 17-23)	1

*Not Illustrated

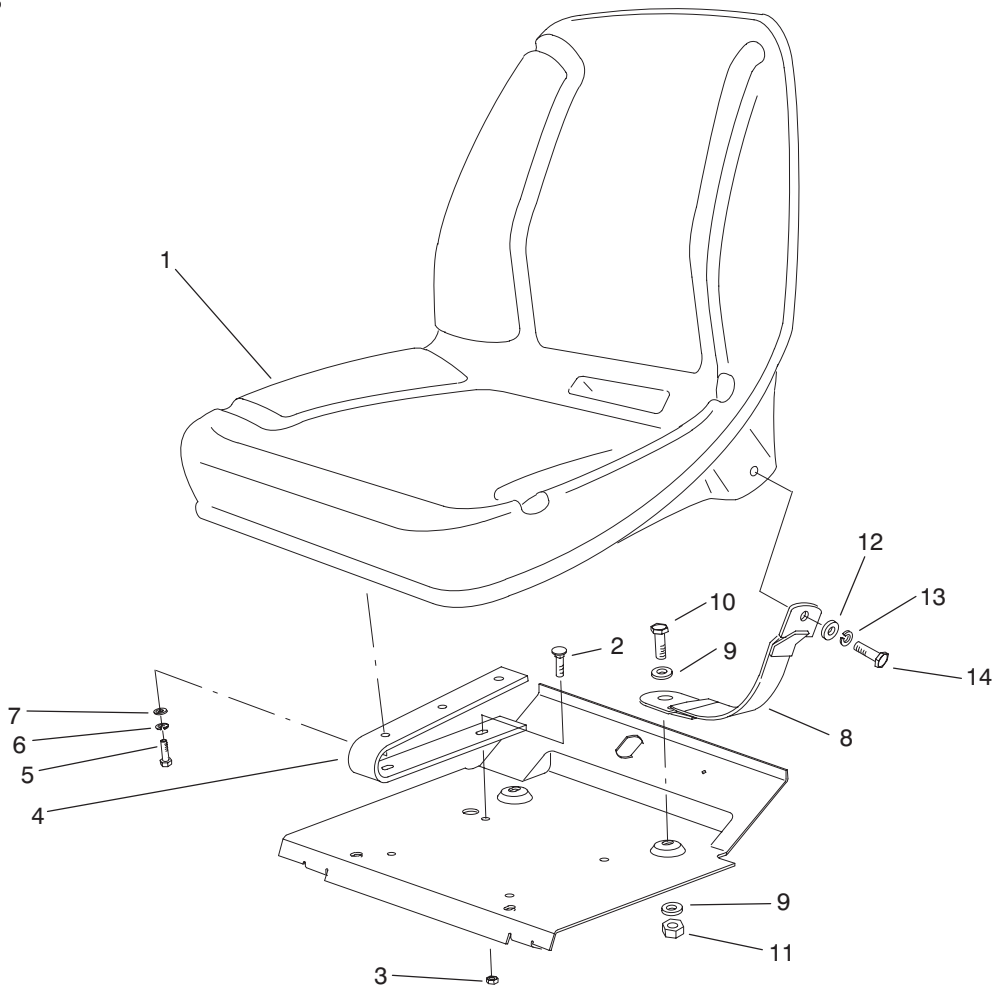


T-2244-1

SEAT ASSEMBLY

Ref. No.	Part No.	Description	No. Used	Ref. No.	Part No.	Description	No. Used
1	76-1940	Spring - Extension	2	19	3296-29	Nut - Lock	4
2	66-8560	Nut - Push	4	20	3218-2	Nut - Jam	4
3	76-1910	Shaft - Pivot	2	21	66-8530	Adjuster	1
4	92-6533	Seat Cushion Assembly (Incl. Ref. #8)	1	22	66-9290	Spacer - Suspension	8
5	92-1180	Seat Assembly (Incl. Ref. #4 & 6-8)	1	23	32128-25	Nut - Flange Lock	4
6	351-78	Edging - Seat	1	24	77-2870	Hanger - Spring	1
7	92-6534	Shell - Seat	1	25	66-8600	Frame - Upper	1
8	351-80	Clip - Edging	1	26	3256-24	Washer - Flat	3
9	76-2940	Bumper	2	27	76-1930	Knob - Adjustment	1
10	3256-2	Washer - Flat	8	28	322-6	Screw - Cap Hex. Hd.	1
11	3253-4	Washer - Lock	4	29	93-3165	Bracket - Spring	1
12	322-3	Screw - Cap Hex. Hd.	4	30	93-3163	Spring - Compression	2
13	32153-2	Nut - Lock	1	31	93-3164	Cup - Spring	2
14	76-1920	Bearing - Sleeve	4	32	69-1180	Armrest	2
15	66-8610	Frame - Lower	1	33	32128-19	Nut - Flange Lock	2
16	66-8510	Adjuster & Handle	1	34	323-9	Screw - Cap Hex. Hd.	2
17	3217-6	Nut - Hex.	1	35	3234-14	Screw - Hex. Flange Hd.	6
18	3253-33	Washer - Lock	1	36	69-0770	Bracket - Armrest R.H.	1
				*	69-0760	Bracket - Armrest L.H.	1
				37	92-7301	Spacer	2

*Not Illustrated

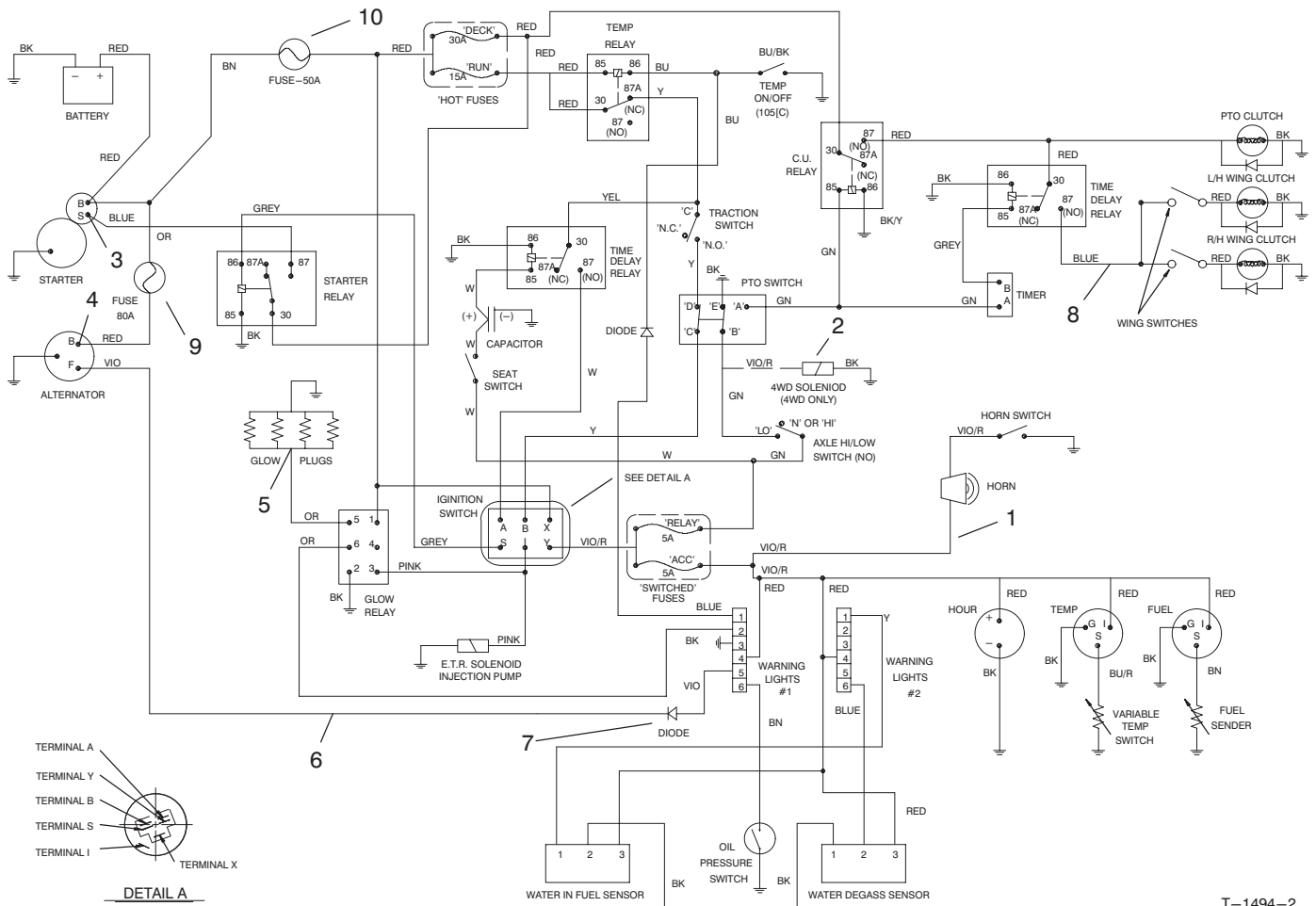


T-2245-1

LOW SEAT ASSEMBLY (Optional)

Ref. No.	Part No.	Description	No. Used
1	92-1180	Seat Assembly	1
2	3230-16	Bolt - Carriage	4
3	3296-29	Nut - Lock	4
4	68-3280	Spring - Seat	2
5	322-4	Screw - Cap Hex. Hd.	4
6	3253-4	Washer - Lock	4
7	3256-2	Washer	4

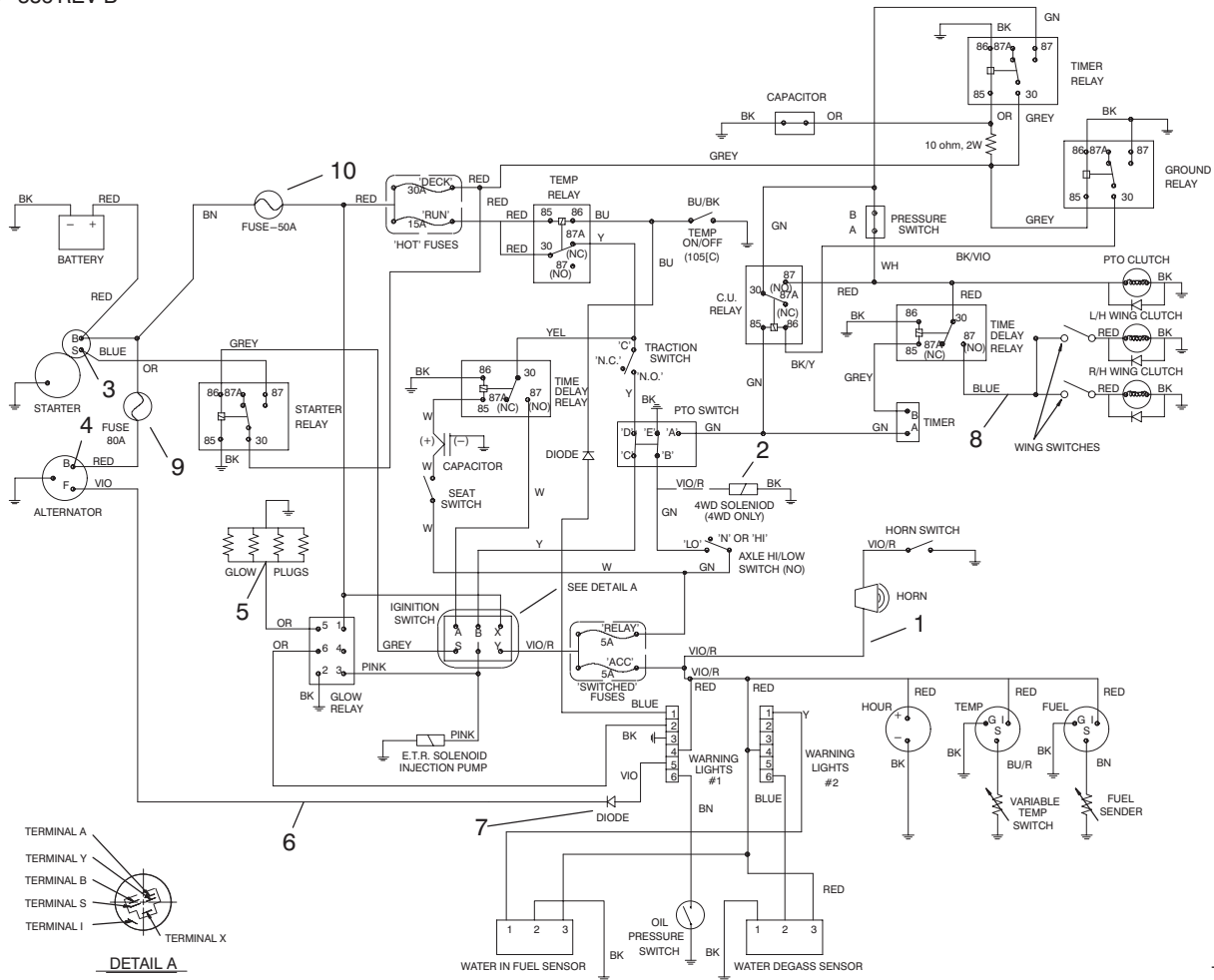
Ref. No.	Part No.	Description	No. Used
8	92-5521	Tether Strap	2
9	3256-24	Washer	4
10	323-6	Screw - Cap Hex. Hd.	2
11	3296-39	Nut - Lock	2
12	3256-5	Washer - Flat	2
13	3253-6	Washer - Lock	2
14	3212-5	Screw - Cap Hex. Hd.	2



ELECTRICAL SCHEMATIC (US)

Ref. No.	Part No.	Description	No. Used
1	86-5470	Harness – Front	1
2	76-4880	Plug – Electrical (Model No. 30450 Only)	1
3	48-7930	Nut – Hex	1
4	48-7890	Nut – Hex.	1
5	48-7880	Nut – Hex.	2

Ref. No.	Part No.	Description	No. Used
6	94-5623	Harness – Wire, Main (Incl. Ref. #7)	1
7	86-7470	Diode	4
8	86-1910	Harness – Wire, Deck	1
9	94-8001	Fuse – Blade, 80 Amp	1
10	94-8002	Fuse – Blade, 50 Amp	1

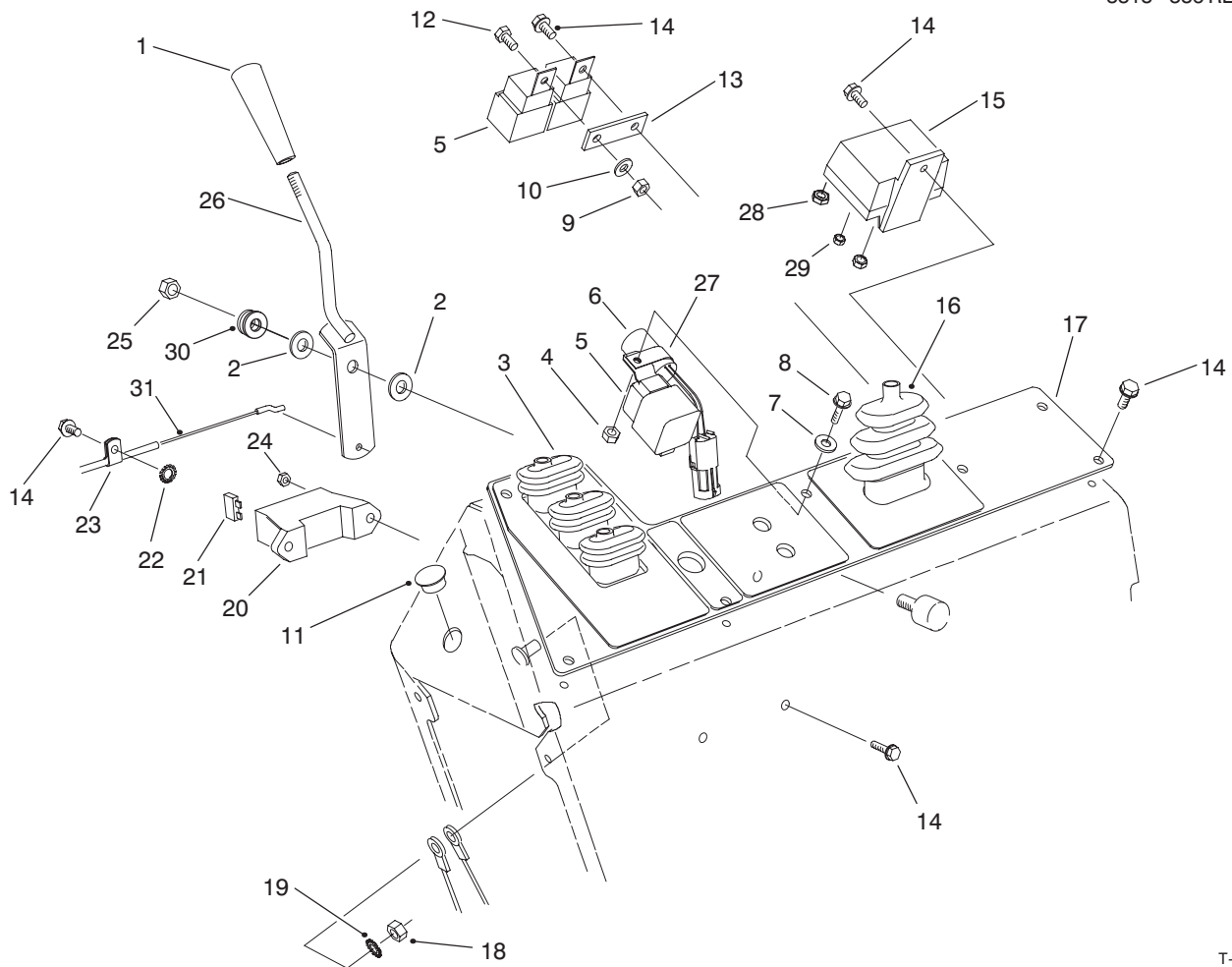


T-2420-2

ELECTRICAL SCHEMATIC (EUROPE)

Ref. No.	Part No.	Description	No. Used
1	86-5470	Harness – Front	1
2	76-4880	Plug – Electrical (Model No. 30450 Only)	1
3	48-7930	Nut – Hex	1
4	48-7890	Nut – Hex.	1
5	48-7880	Nut – Hex.	2

Ref. No.	Part No.	Description	No. Used
6	94-5623	Harness – Wire, Main (Incl. Ref. #7)	1
7	86-7470	Diode	4
8	86-1910	Harness – Wire, Deck	1
9	94-8001	Fuse – Blade, 80 Amp	1
10	94-8002	Fuse – Blade, 50 Amp	1

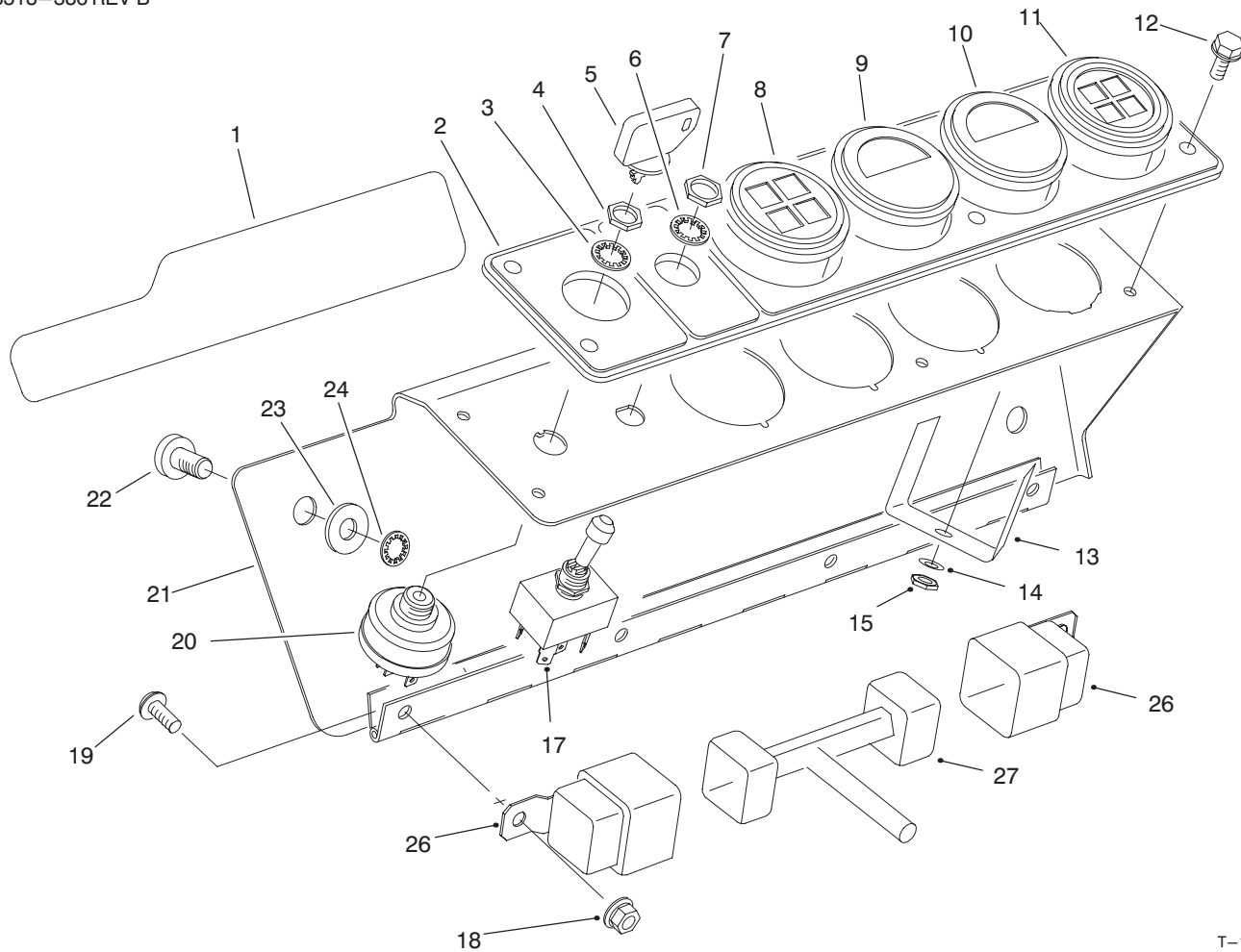


T-1492-1

CONTROL CONSOLE ASSEMBLY

Ref. No.	Part No.	Description	No. Used	Ref. No.	Part No.	Description	No. Used
1	233-39	Knob - Throttle	1	18	3296-47	Nut - Lock	1
2	66-2920	Washer - Friction	2	19	3255-8	Washer - Lock Ext. Tooth	1
3	76-8450	Boot - Lift Lever	1	20	67-7160	Holder - Fuse	1
4	3290-148	Nut - Lock	1	21	218-573	Fuse - 5A	2
5	70-1480	Relay - Sealed	3	21	218-581	Fuse - 15A	1
6	83-2280	Timer - Delay	1	*	218-593	Fuse - 30A	1
7	3256-77	Washer - Flat	1	22	3255-7	Washer - Lock Ext. Tooth	1
8	3290-126	Screw - Hex. Washer Hd.	3	23	2412-31	Clip - Conduit	1
9	3296-42	Nut - Lock	2	24	3296-12	Nut - Lock	2
10	3256-78	Washer - Flat	1	25	3296-44	Nut - Lock	1
11	94-5627	Plug	1	26	76-4300	Lever - Throttle	1
12	321-2	Screw - Cap Hex. Hd.	1	27	2412-39	R-Clamp	1
13	77-3970	Spacer - Relay	1	28	48-7880	Nut - Hex.	1
14	32144-4	Screw - Hex. Washer Hd.	10	29	48-7890	Nut	1
15	76-5260	Relay - Glow Plug	1	30	3256-24	Washer	1
16	76-8440	Boot - Throttle	1	31	74-5480	Cable - Throttle	1
17	86-5410	Panel - Console	1				
*	93-9422	Panel - Console (Europe)	1				

*Not Illustrated



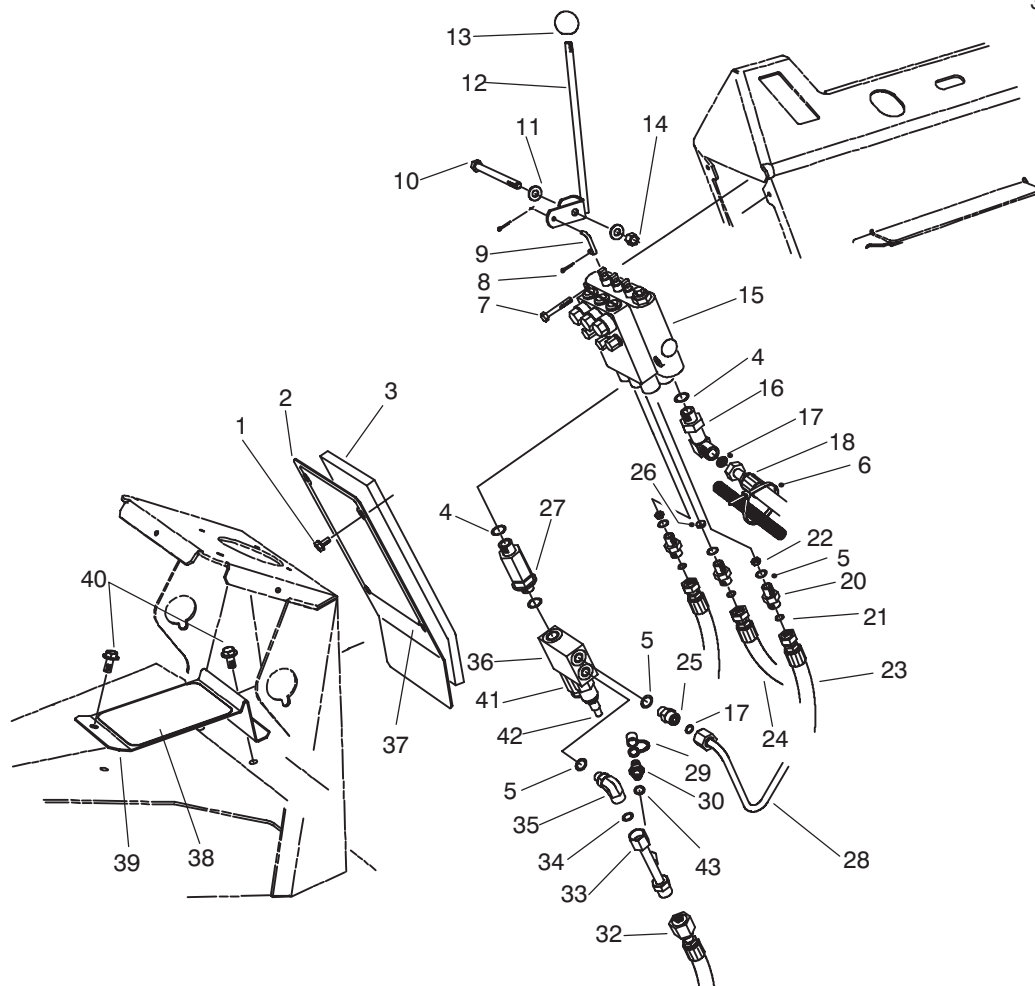
T-1517-3

GAGE PANEL ASSEMBLY

Ref. No.	Part No.	Description	No. Used
1	92-6564	Decal - 4 Matic (Model 30455 Only)	1
2	84-1450	Panel - Gauge	1
*	93-9416	Panel - Gauge (Europe)	1
3	218-446	Washer - Lock	1
4	218-447	Nut - Hex.	1
5	63-8360	Key - Ignition	1
6	3254-20	Washer - Lock, Int. Tooth	1
7	3218-19	Nut - Hex.	2
8	93-7483	Light - Warning Bank (Incl. Ref. #13-16 & 25)	1
9	76-9060	Gauge - Temperature	1
10	66-2940	Gauge - Fuel	1
11	93-7484	Light - Warning Bank (Incl. Ref. #13-16 & 25)	1
12	32144-4	Screw - Hex. Washer Hd.	6
13		Clamp	2

Ref. No.	Part No.	Description	No. Used
14	3254-1	Washer - Lock	2
15	3217-26	Nut	2
*16	219-17	Bulb	4
17	85-4980	Switch - Toggle (Incl. Ref. #6-7)	1
18	32128-33	Nut - Flange Lock	4
19	3274-68	Screw - Socket Button Hd.	4
20	27-2360	Switch - Ignition (Incl. Ref. #3-4)	1
21	82-3750	Cover - Console	1
22	3250-36	Screw	2
23	3256-3	Washer	2
24	32151-72	Retainer - Push-On	2
*25	87-6270	Socket - Light	4
26	70-1480	Relay (Europe)	2
27	94-5629	Harness - Wire (Europe)	1

*Not Illustrated

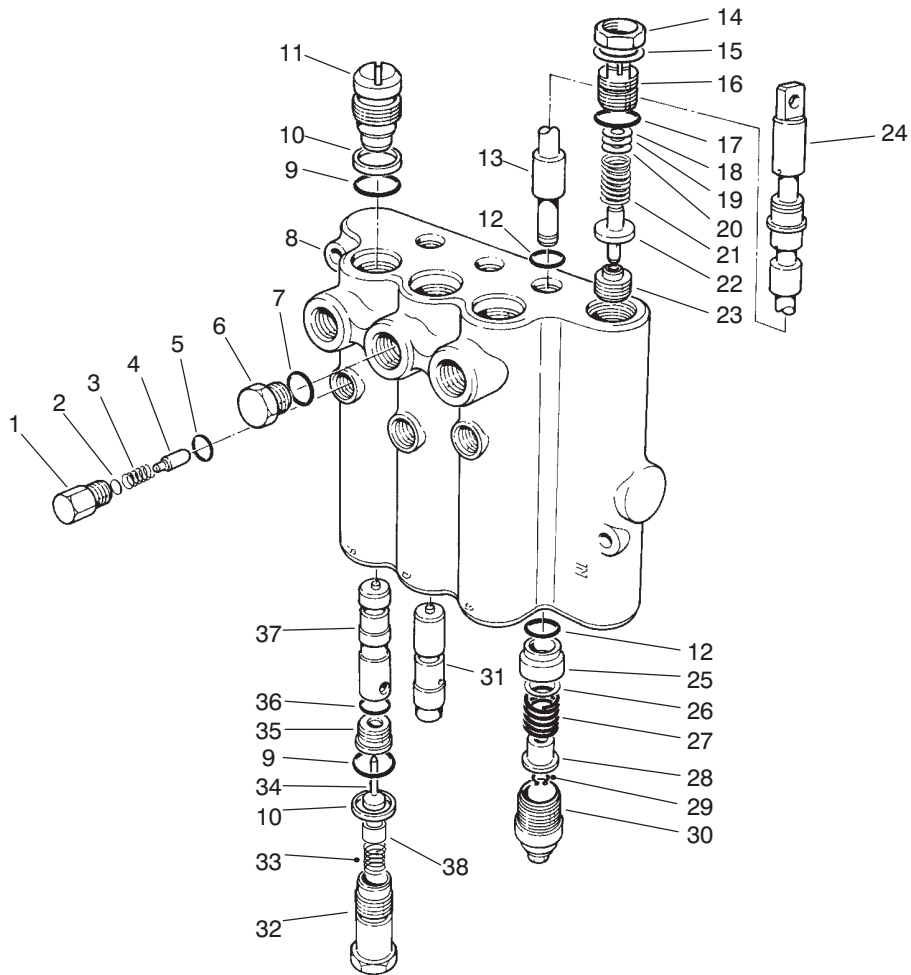


T-1504-1

LIFT VALVE INSTALLATION ASSEMBLY

Ref. No.	Part No.	Description	No. Used	Ref. No.	Part No.	Description	No. Used
1	46-6810	Assy. - Screw & Washer	4	23	86-3190	Assembly - Hose	2
2	76-7090	Cover - Front, Control	1	24	86-8130	Assembly - Hose	1
3	76-6270	Foam - Panel	1	25	340-2	Fitting - Adapter	1
4	237-79	O-Ring	4	26	84-6402	Orifice	1
5	237-42	O-Ring	5	27	74-5910	Fitting - Bulkhead, Special	1
6	3290-379	Tie - Cable	1	28	86-5770	Assy. Tube, Relief Valve	1
7	321-10	Screw - Cap Hex. Hd.	2	29	353-947	Cap - Fitting	1
8	3272-1	Pin - Cotter	6	30	354-77	Fitting - Test Port	1
9	69-9140	Link - Lever, Valve	3	32	86-3230	Assembly - Hose	1
10	323-17	Screw - Cap Hex. Hd.	1	33	86-5760	Assy. - Tube, Deck Return	1
11	3256-24	Washer - Flat	2	34	237-30	O-Ring	2
12	74-6060	Lever - Valve, R.H.	1	35	340-99	Fitting - Hydraulic 90°	1
*	74-6050	Lever - Valve, Center	1	36	86-5440	Valve - Relief, Dual (Incl. Ref. #41 & 42)	1
*	69-7010	Lever - Valve, L.H.	1	37	93-7243	Decal - Service, 2WD	1
13	233-42	Knob	3	*	93-7242	Decal - Service, 4WD	1
14	3296-39	Nut - Lock	1	38	76-7040	Pad - Foot	1
15	92-7762	Lift Valve Assembly	1	39	82-5300	Support - Heel	1
16	63-4090	Fitting - Adapter 90°	1	40	32144-11	Screw - Hex. Washer Hd.	2
17	237-22	O-Ring	2	41	88-1520	Cartridge - Relief	1
18	86-3240	Assembly - Hose	1	42	88-1530	Cartridge - Relief	1
20	88-1380	Fitting - Adapter	3	43	237-78	O-Ring	1
21	237-21	O-Ring	3	*	75-2080	Seal Kit (for Ref. #41-42)	1
22	86-2501	Orifice	2				

*Not Illustrated



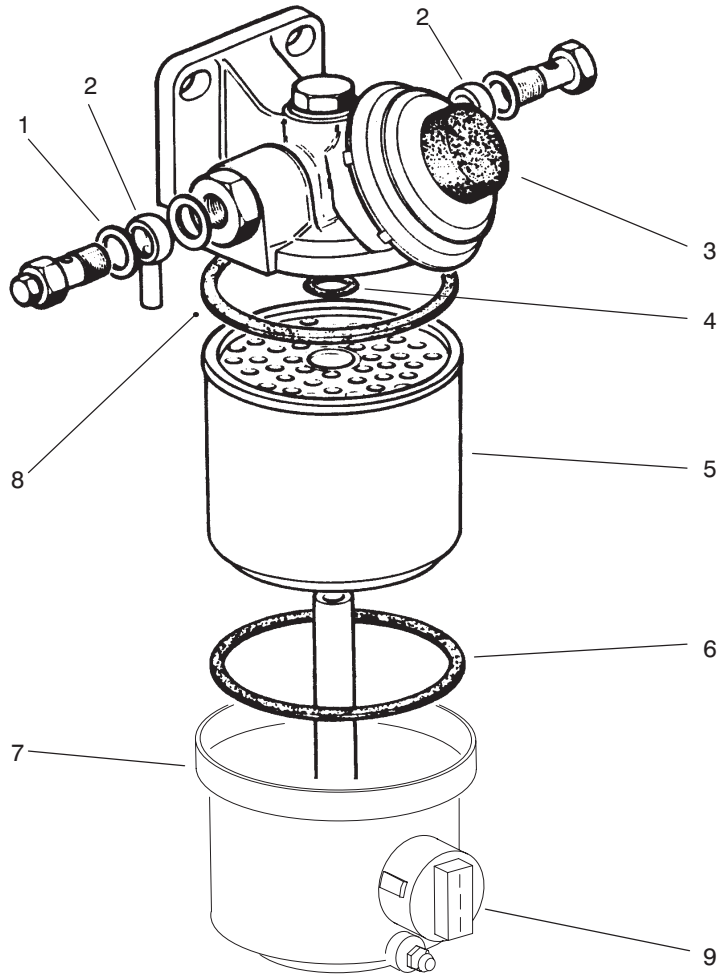
T-0379-1

LIFT VALVE ASSEMBLY NO. 92-7762

Ref. No.	Part No.	Description	No. Used	Ref. No.	Part No.	Description	No. Used
1	58-6780	Plug Assembly (Incl. Ref. #5)	3	21	92-2567	Spring	1
2	60-6450	Disc	A/R	22	92-2568	Poppet	1
3	58-6760	Spring	3	†23		Seat	1
4	58-6770	Plunger - Detent	3	24	58-6320	Wiper - Seal	3
5	58-6790	Seal - O-Ring	3	25	58-6400	Bushing	3
6	353-508	Plug Assembly (Incl. Ref. #7)	3	26	58-6700	Washer	3
7	58-6720	Seal - O-Ring	3	27	58-6730	Spring	3
†8		Body	1	28	58-6310	Spacer	3
9	60-5720	Seal - O-Ring	6	29	58-6460	Ring - Retaining	3
10	58-6370	Washer - Back-Up	6	30	58-6420	Cap Assembly	3
11	58-6350	Plug Assembly (Incl. Ref. #9-10)	3	31	84-6430	Plunger	1
12	58-6450	Seal - O-Ring	6	32	92-7780	Plug Assembly (Incl. Ref. #9-10)	3
†13		Spool	3	33	92-7778	Spring	3
†14		Nut - Lock	1	34	58-6290	Poppet Assembly	3
†15		Washer	1	35	58-6330	Seat Assy. (Incl. Ref. #36)	3
16	69-1830	Plug Assembly (Incl. Ref. #14, 15 & 17)	1	36	58-6340	Seal - O-Ring	3
17	58-6750	Seal - O-Ring	1	37	84-6420	Plunger	2
18	58-6470	Washer	A/R	38	92-7779	Eyelet	3
19	58-6480	Washer	A/R	*	60-3780	Seal Kit (Incl. Ref. #5, 7, 9, 10, 12, 12, 17, 24, 29, 34, & 36)	1
20	58-6490	Washer	A/R				

*Not Illustrated

†Not Serviceable Separately



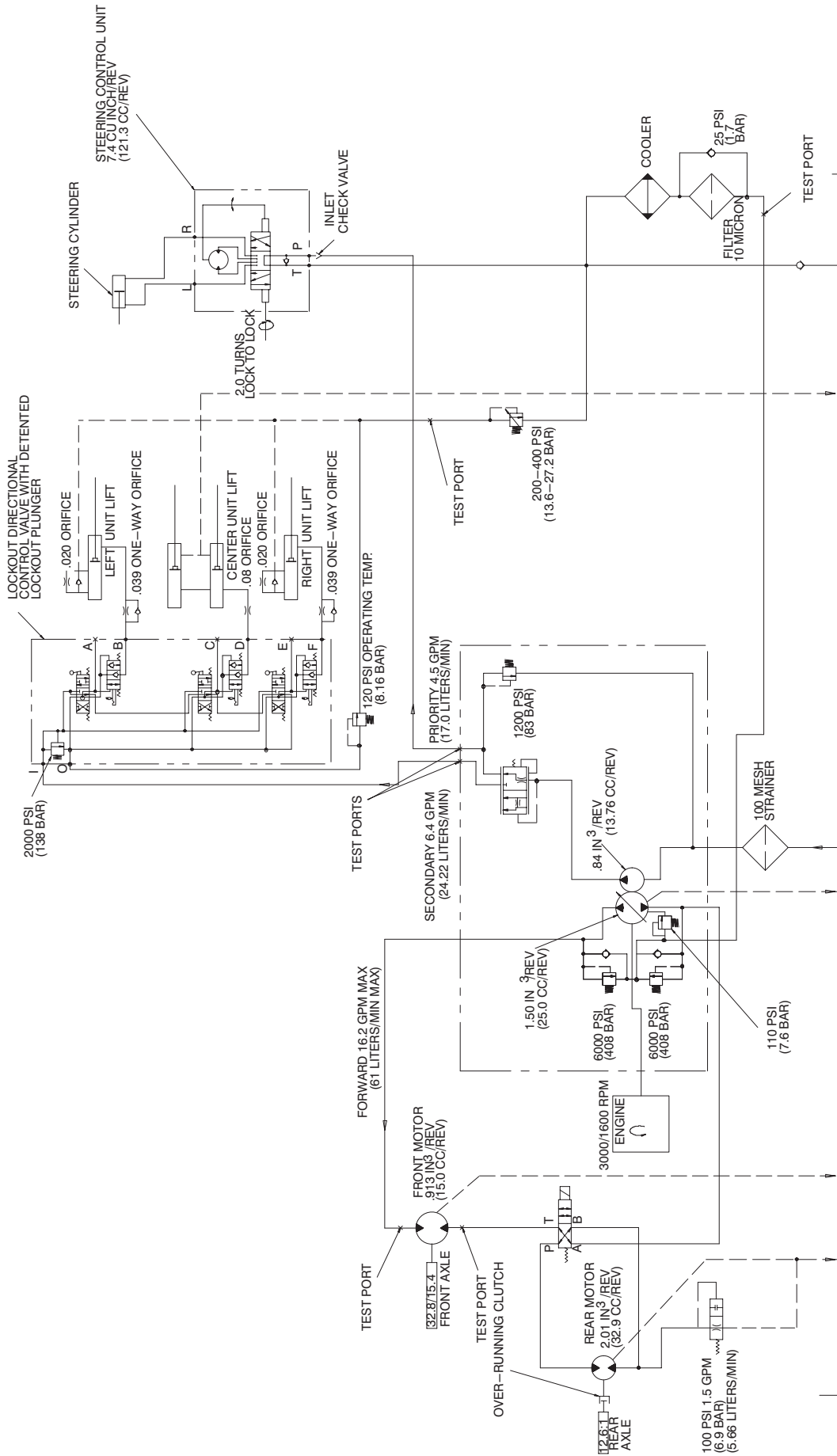
T-0966-1

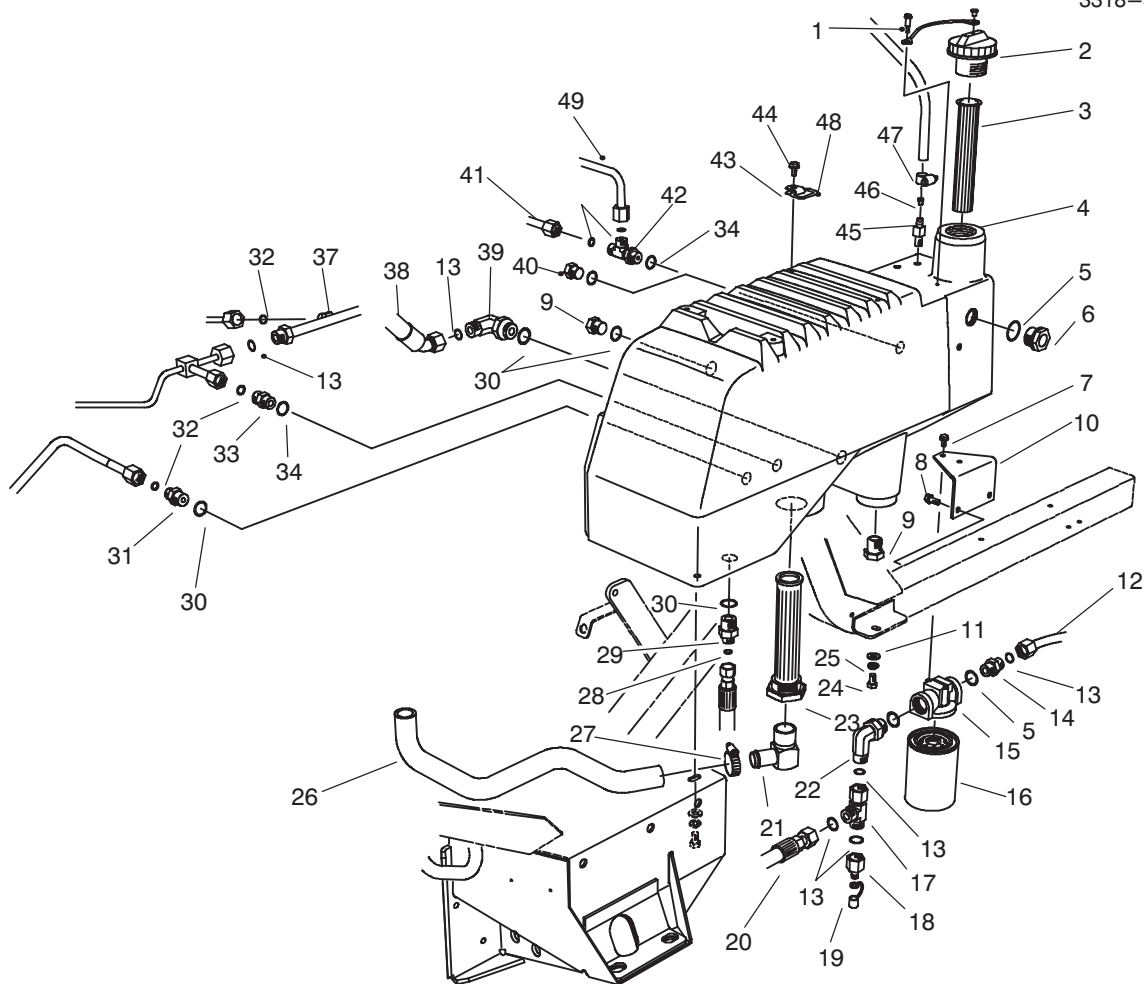
FUEL FILTER ASSEMBLY NO. 76-5300

Ref. No.	Part No.	Description	No. Used
1	76-5180	Washer - Copper	4
2	76-5190	Fitting - Adjustable	2
4		Seal - O-Ring	1
5	76-5220	Element - Filter (Incl. Ref. #4, 6 & 8)	1

Ref. No.	Part No.	Description	No. Used
6		Seal - Gasket	1
7		Cap - Fuel Filter	1
8		Seal - Gasket	1
9	76-5320	Sensor - Water	1

HYDRAULIC SCHEMATIC (Model No. 30455)

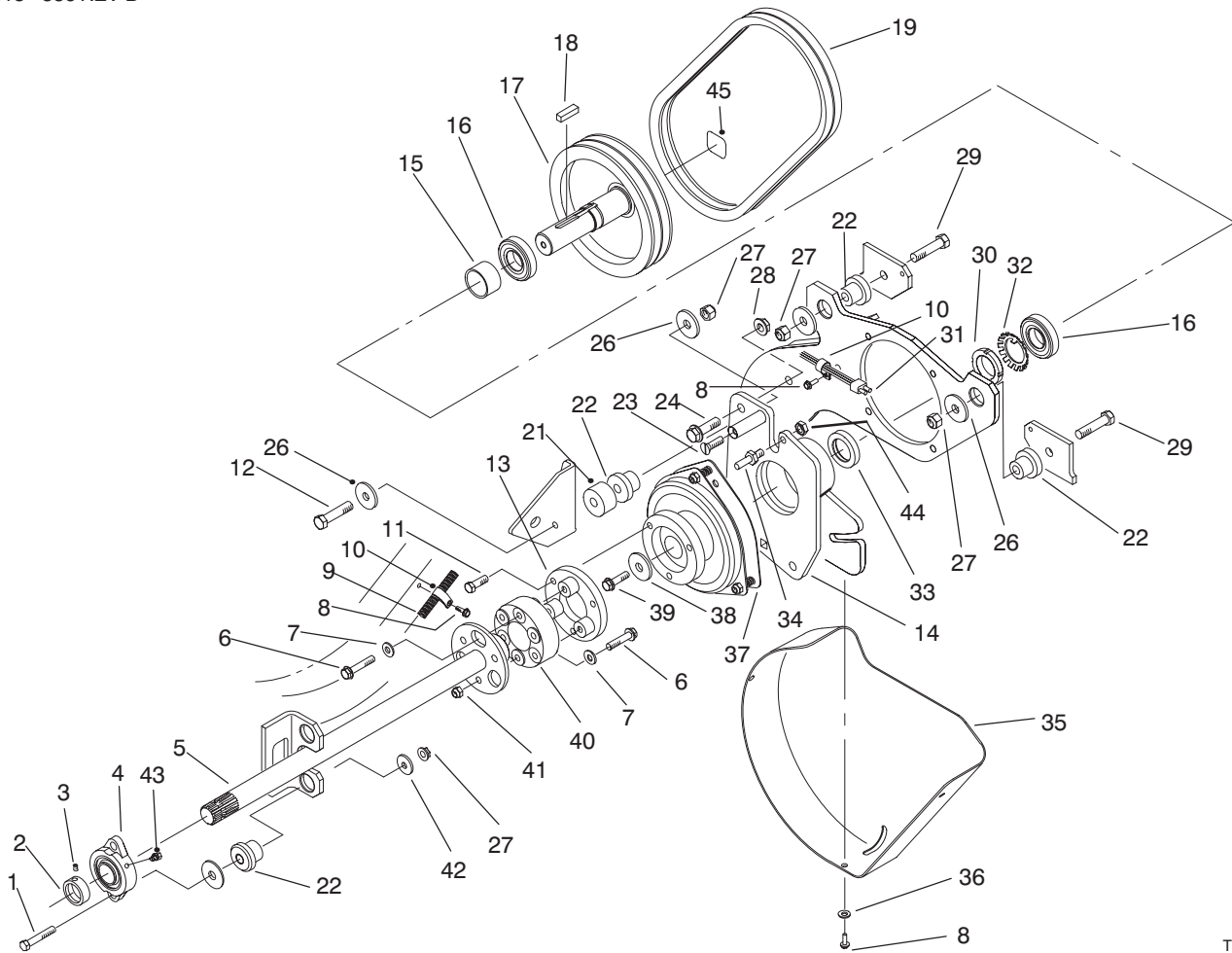




T-1509-1

HYDRAULIC RESERVOIR ASSEMBLY

Ref. No.	Part No.	Description	No. Used	Ref. No.	Part No.	Description	No. Used
1	57-5420	Screw - Shoulder	1	26	86-2800	Hose - Suction	1
2	93-7160	Cap - Oil	1	27	2412-34	Clamp - Hose	1
3	61-2790	Screen	1	28	237-22	O-Ring	1
4	82-3700	Reservoir - Hydraulic	1	29	340-141	Fitting - Hydraulic	1
5	237-81	O-Ring	3	30	237-80	O-Ring	3
6	69-1170	Gauge - Sight	1	31	340-6	Fitting - Adapter	1
7	3234-13	Screw - Hex. Washer Hd.	2	32	237-30	O-Ring	5
8	32144-11	Screw - Hex. Washer Hd.	2	33	75-9550	Valve - Check	1
9	353-551	Plug	2	34	237-79	O-Ring	3
10	92-5840	Bracket - Mount, Filter	1	37	94-5605	Hydraulic Tube Assembly	1
11	240-11	Grommet	3	38	86-3150	Assembly - Hose	1
12	74-6400	Assembly - Tube, Filter Line	1	39	340-17	Fitting - Hydraulic 90°	1
13	237-65	O-Ring	6	40	353-550	Plug (2wd Only)	1
14	340-8	Fitting - Adapter	1	41	74-6230	Assy. - Tube, Traction (4wd Only)	1
15	92-5821	Assembly - Head, Filter	1	42	340-109	Fitting - Tee (4wd Only)	1
16	86-3010	Filter - Transmission	1	43	76-9950	Bracket - Ring	4
17	340-147	Fitting - Hydraulic	1	44	32144-4	Screw - Thread Forming	4
18	86-5860	Nipple	1	45	354-103	Male Hose Barb	1
19	353-947	Cap - Fitting	1	46	74-4080	Orifice - Breather	1
20	86-5500	Assembly - Hose	1	47	2412-36	Clamp - Hose	1
21	354-87	Fitting - Hydraulic 90°	1	48	249-49	Ring	4
22	340-139	Fitting - Hydraulic	1	49	86-5810	Assembly - Tube (4WD Only)	1
23	75-0550	Strainer - Tank	1				
24	323-5	Screw - Cap Hex. Hd.	3				
25	63-8410	Washer - Flat	3				



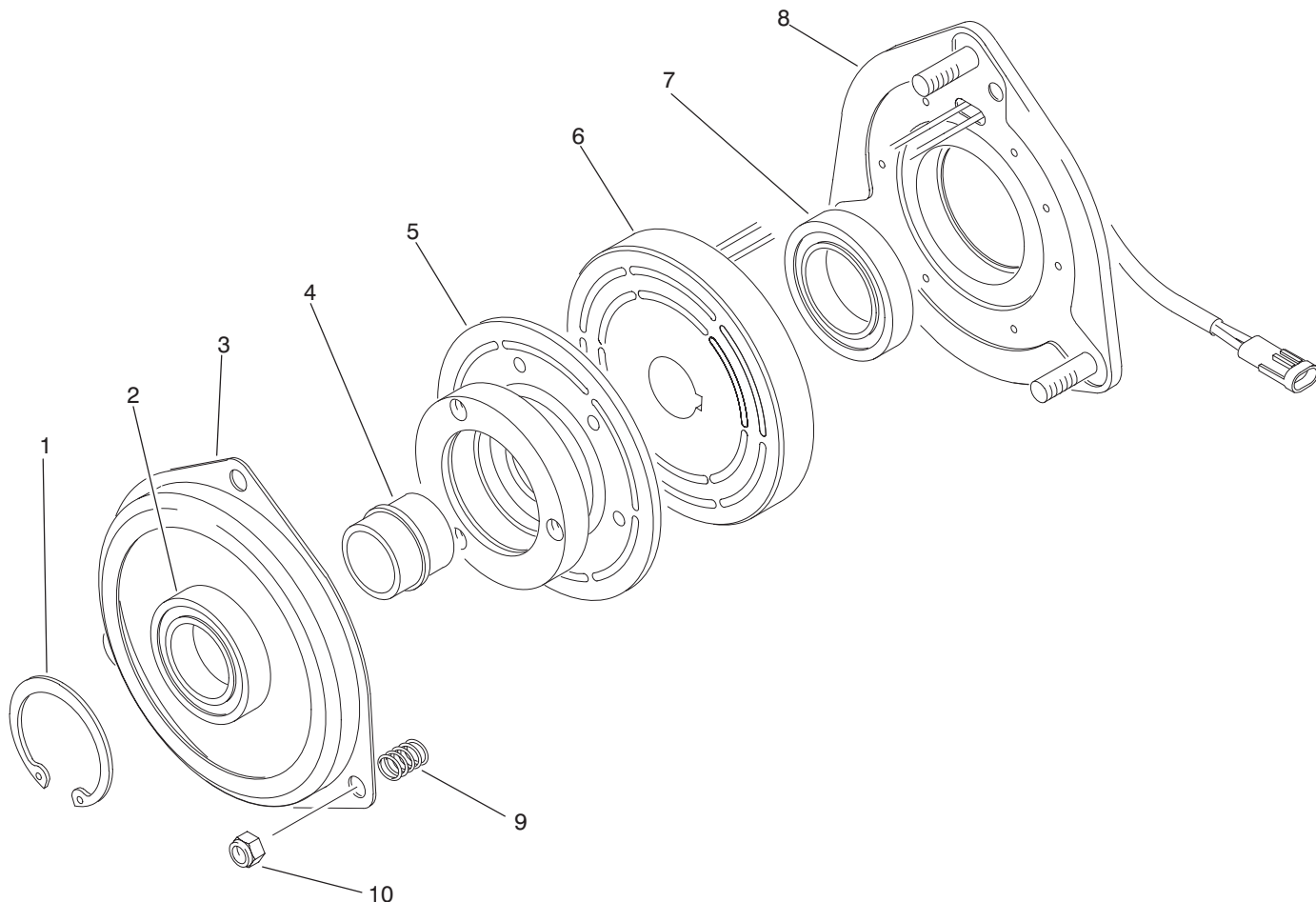
T-1519-2

PTO SHAFT & CLUTCH ASSEMBLY

Ref. No.	Part No.	Description	No. Used
1	3274-71	Screw - Soc. Hex. Hd.	2
2		Collar - Bearing	1
3		Screw - Set	1
4	86-5620	Bearing	
5	84-1320	Shaft - P.T.O.	1
6	66-9303	Screw - Flange Head	6
7	3256-24	Washer - Flat	6
8	32144-11	Screw - Hex. Washer Hd.	5
9	86-5470	Harness - Wire	1
10	2412-109	Clamp-J	2
11	48-9470	Bolt - Hex. Head	3
12	325-14	Screw	1
13	84-1410	Adapter - Clutch	1
14	92-5818	Housing - Bearing, Lower	1
15	88-1140	Spacer - Bearing, Lower	1
16	251-310	Bearing - Ball	2
17	84-0180	Pulley - Lower	1
18	84-1540	Key	1
19	88-1170	Belt - Matched Set	1
21	84-1570	Spacer	1
22	84-1550	Mount - Rubber	5
23	88-1510	Screw - Special	1

Ref. No.	Part No.	Description	No. Used
24	3234-22	Screw - Flange Head	3
26	84-1560	Washer - Thrust	4
27	3296-25	Nut - Lock	5
28	32128-49	Nut - Flange Head	3
29	325-9	Screw - Cap Hex. Hd.	2
30	88-1450	Nut - Lock, Bearing	1
31	94-5623	Harness - Wire, Main	1
32	88-1460	Washer - Lock	1
33	88-1150	Spacer - Clutch	1
34	92-5817	Pin - Clutch Stop	1
35	88-1280	Cover - Belt, Lower	1
36	3256-70	Washer - Flat	3
37	86-5610	Clutch	1
38	84-1580	Washer - Clutch	1
39	3234-18	Screw - Flange Head	1
40	86-3040	Flange - Rubber	1
41	3296-39	Nut - Lock	3
42	86-1990	Washer	4
43	302-60	Fitting - Grease	1
44	3296-47	Nut - Lock	1
45	88-8950	Decal - Warning	1
*	93-9356	Decal - Warning (Europe)	1

*Not Illustrated

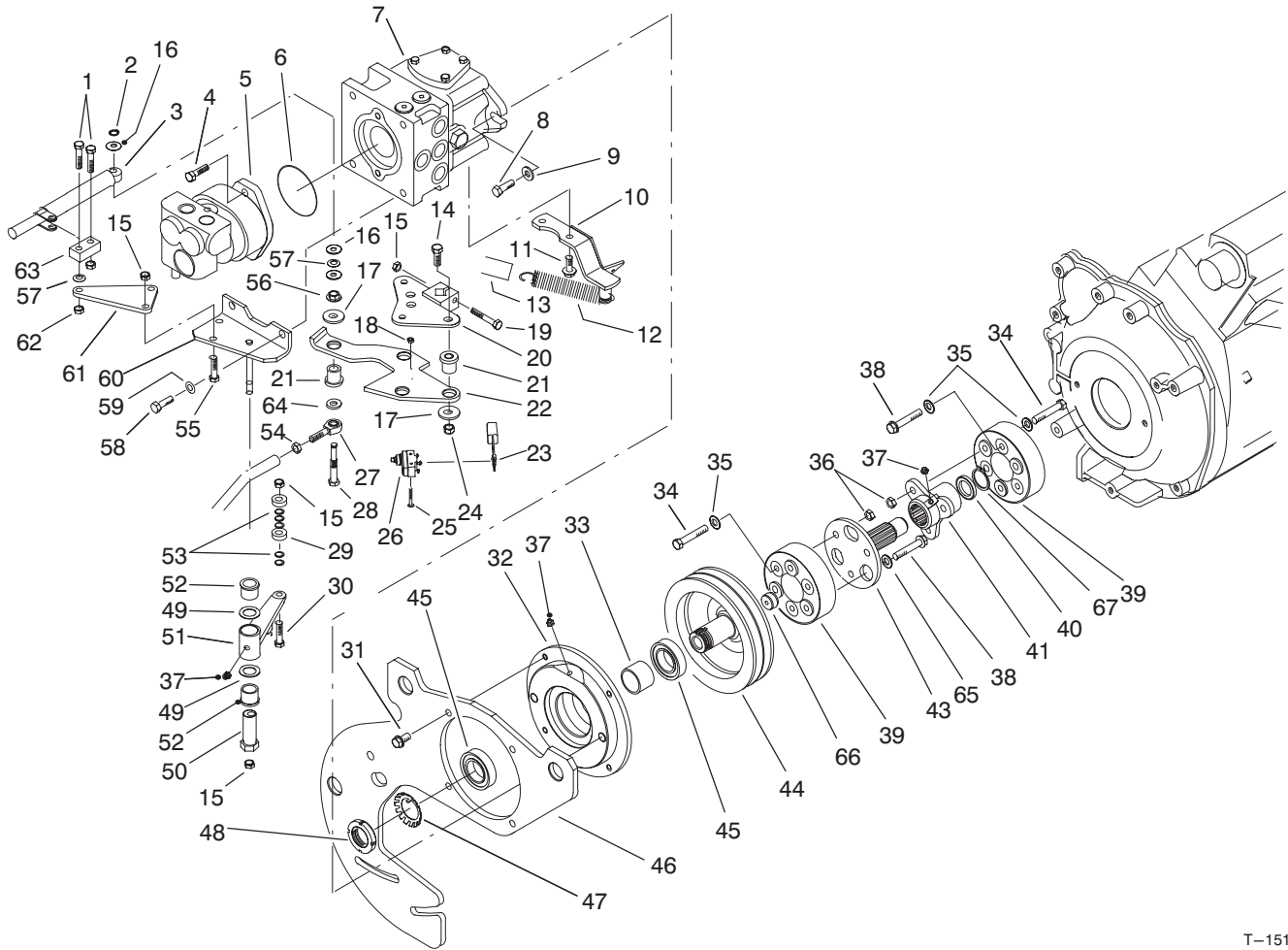


T-1523-1

CLUTCH ASSEMBLY NO. 86-5610

Ref. No.	Part No.	Description	No. Used
1		Ring - Retaining	1
2		Bearing	1
3	88-1370	Plate - Brake	1
4		Collar - Bearing	1
5	88-1620	Assembly - Armature (Incl. Ref. #1, 2 & 4)	1

Ref. No.	Part No.	Description	No. Used
6		Assembly - Field Coil	1
7		Bearing - Field	1
8	88-1610	Assembly - Field Rotor (Incl. Ref. #6 & 7)	1
9	44-8320	Spring	3
10	3296-6	Nut - Lock	3

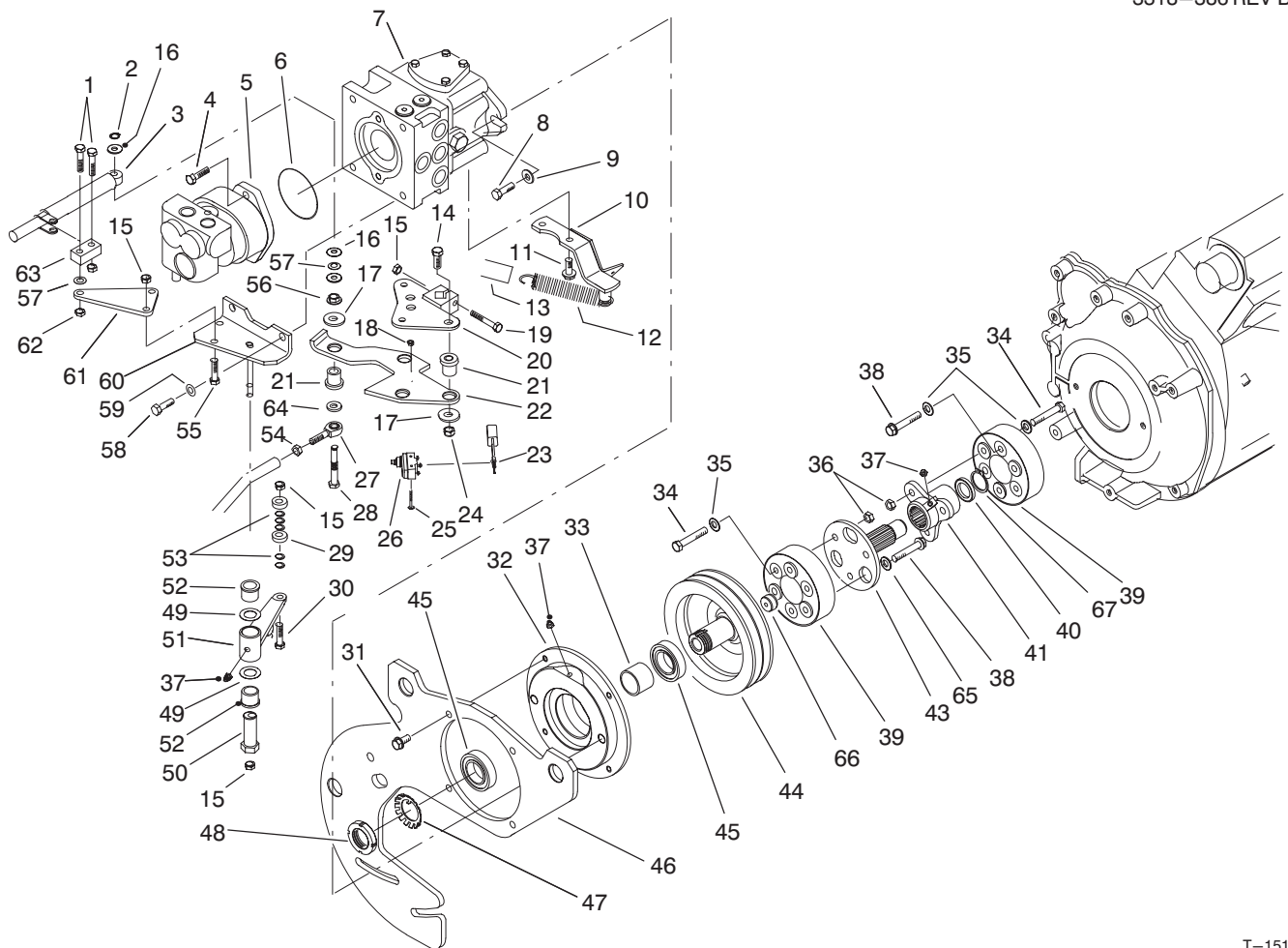


T-1511-1

HYDRAULIC PUMP INSTALLATION ASSEMBLY

Ref. No.	Part No.	Description	No. Used
1	322-6	Screw - Cap Hex. Hd.	2
2	32151-73	Ring - Clip	1
3	76-8870	Assy. - Damper, Lever	1
4	323-7	Screw - Cap Hex. Hd.	2
5	92-7761	Assy. - Pump, Gear	1
6	237-161	O-Ring	1
7	86-5590	Assembly - Pump	1
8	3213-2	Screw - Hex. Hd. Flange	2
9	3256-26	Washer - Flat	2
10	84-1380	Anchor - Spring	1
11	32144-26	Screw - Hex. Washer Hd.	2
12	76-9430	Spring - Extension	1
13	84-1480	Hose - Dampener	1
14	323-29	Screw - Cap Hex. Hd.	3
15	3296-29	Nut - Lock	5
16	3256-71	Washer - Flat	3
17	63-8410	Washer	4
18	3296-9	Nut - Lock	2
19	322-10	Screw - Cap Hex. Hd.	1
20	82-5180	Control - Pump	1
21	63-9751	Mount - Rubber	4
22	88-1470	Plate - Control, Pump	1
23	86-3020	Wire - Neutral, Switch	1
24	3296-59	Nut - Lock	3
25	3249-11	Screw - Machine Rd. Hd.	2
26	29-6163	Switch - Micro	1

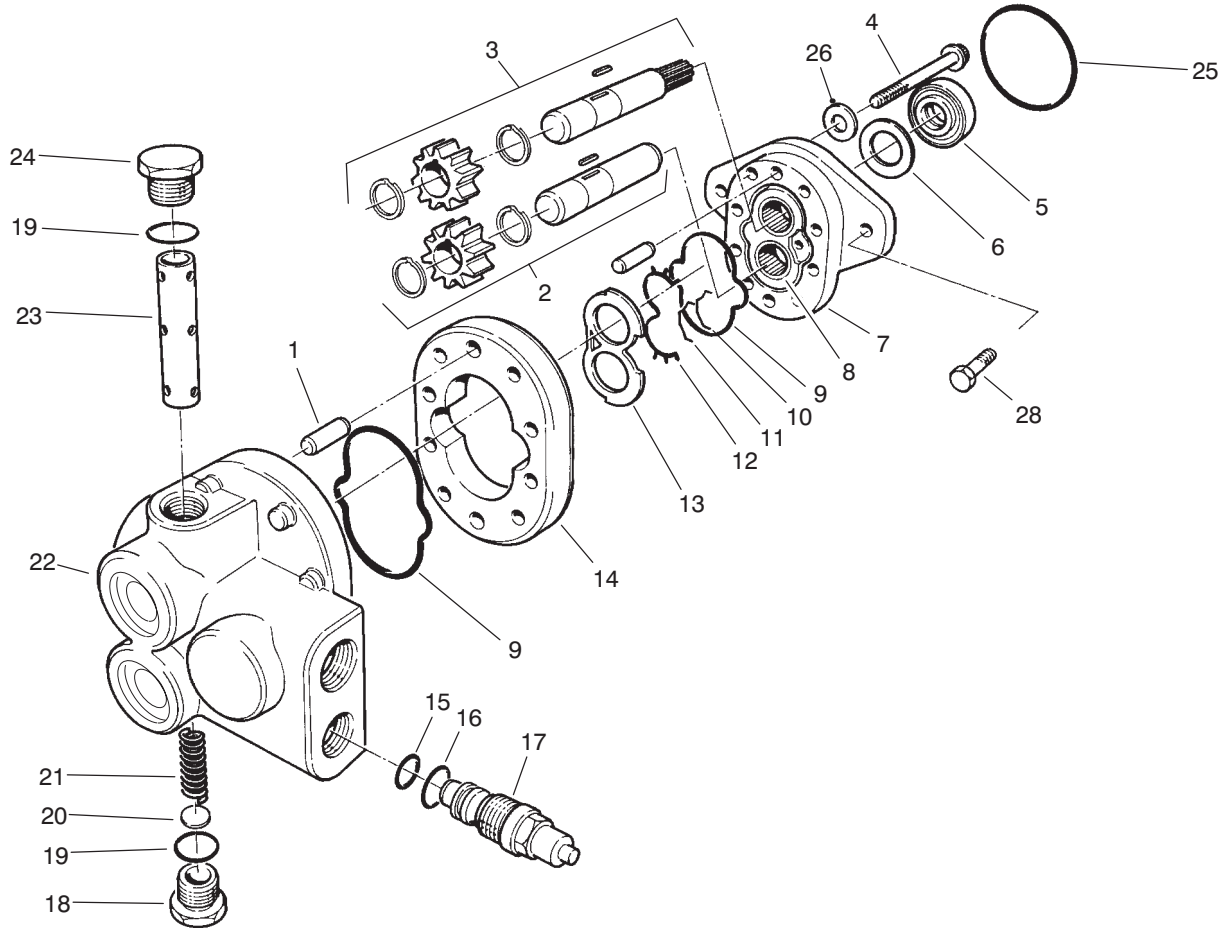
Ref. No.	Part No.	Description	No. Used
27	2411-36	Rod End	1
28	82-5280	Shaft - Pivot	1
29	251-259	Bearing - Ball	2
30	322-7	Screw - Cap Hex. Hd.	1
31	3234-1	Screw - Hex. Flange Hd.	4
32	84-0750	Housing - Bearing	1
33	86-5940	Spacer - Bearing	1
34	323-47	Screw - Cap Hex. Hd.	6
35	3256-24	Washer - Flat	9
36	3296-39	Nut - Lock	6
37	302-5	Fitting - Grease	3
38	66-9303	Screw - Hex. Flange Hd.	6
39	86-3040	Coupling - Rubber	2
40	253-43	Seal - Grease	1
41	84-1330	Hub - Splined	1
43	84-1030	Driveshaft	1
44	84-0170	Pulley - P.T.O.	1
45	251-314	Bearing	2
46	86-2830	Plate - Adapter, Main	1
47	88-1440	Washer - Lock	1
48	88-1430	Nut - Lock, Bearing	1
49	3-6498	Washer	2
50	76-8640	Stud - Traction	1
51	92-2581	Neutral Switch Arm Assy. (Incl. Ref. #37 & 52)	1
52	256-113	Bushing	2



T-1511-1

HYDRAULIC PUMP INSTALLATION ASSEMBLY (Cont.)

Ref. No.	Part No.	Description	No. Used	Ref. No.	Part No.	Description	No. Used
53	75-5470	Washer	5	61	82-5240	Plate - Pivot	1
54	3220-3	Nut - Jam	1	62	3296-47	Nut - Lock	2
55	322-5	Screw - Cap Hex. Hd.	2	63	76-9760	Pivot - Damper	1
56	3290-357	Nut - Flange Head	1	64	3256-3	Washer	1
57	3290-477	Washer - Curved	2	65	80-7730	Spacer	3
58	324-4	Screw - Cap Hex. Hd.	2	66	92-1351	Plug - Pulley	1
59	3253-6	Washer - Lock	2	67	32120-74	Ring - Retaining	1
60	84-1500	Bracket - Neutral	1				



T-0995-1

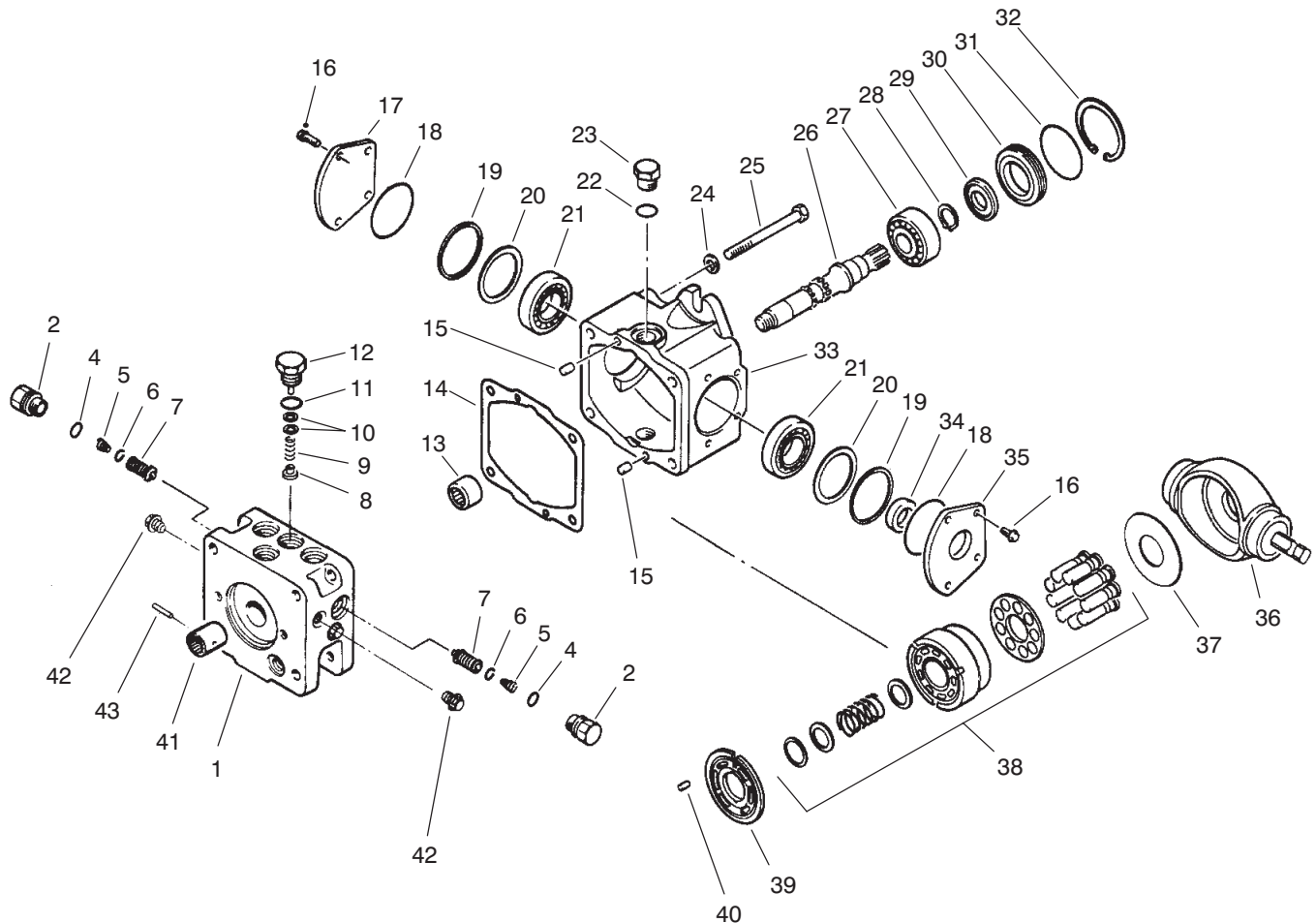
GEAR PUMP ASSEMBLY NO. 92-7761

Ref. No.	Part No.	Description	No. Used
†1		Pin-Dowel	4
2	88-3740	Idle Gear Assembly	1
3	88-3750	Drive Gear Assembly	1
4	88-3760	Capscrew	8
5	49-2640	Seal-Shaft	1
6	60-5890	Washer	1
7	49-2660	Frontplate Assembly (Incl. Ref. #8)	1
†8		Bearing - Needle	2
9	56-6710	Seal - O-Ring	2
10	49-2680	Seal - O-Ring (Molded)	1
11	49-2700	Seal-Bearing	1
12	49-2690	Gasket-Backup	1
13	49-2670	Plate-Wear	1
14	88-3730	Body Assembly (Incl. Ref. #1)	1
†15		Seal - O-Ring	1

Ref. No.	Part No.	Description	No. Used
†16		Seal - O-Ring	1
17	74-9000	Relief Valve Assy. (Incl. Ref. #15 & 16)	1
18	60-5710	Plug Assembly (Incl. Ref. #19)	1
†19		O-Ring	2
20	60-5730	Disc	1
21	88-3770	Spring	1
†22	92-7783	Backplate Assembly	1
†23	74-8990	Spool Assembly	1
24	60-5860	Plug Assembly (Incl. Ref. #19)	1
25	237-161	O - Ring	1
26	74-8920	Washer - Copper	4
28	323-7	Screw-Cap, Hex. Hd.	2
*	74-9020	Backplate Repair Kit	1
*	74-9010	Kit - Seal	1

*Not Illustrated

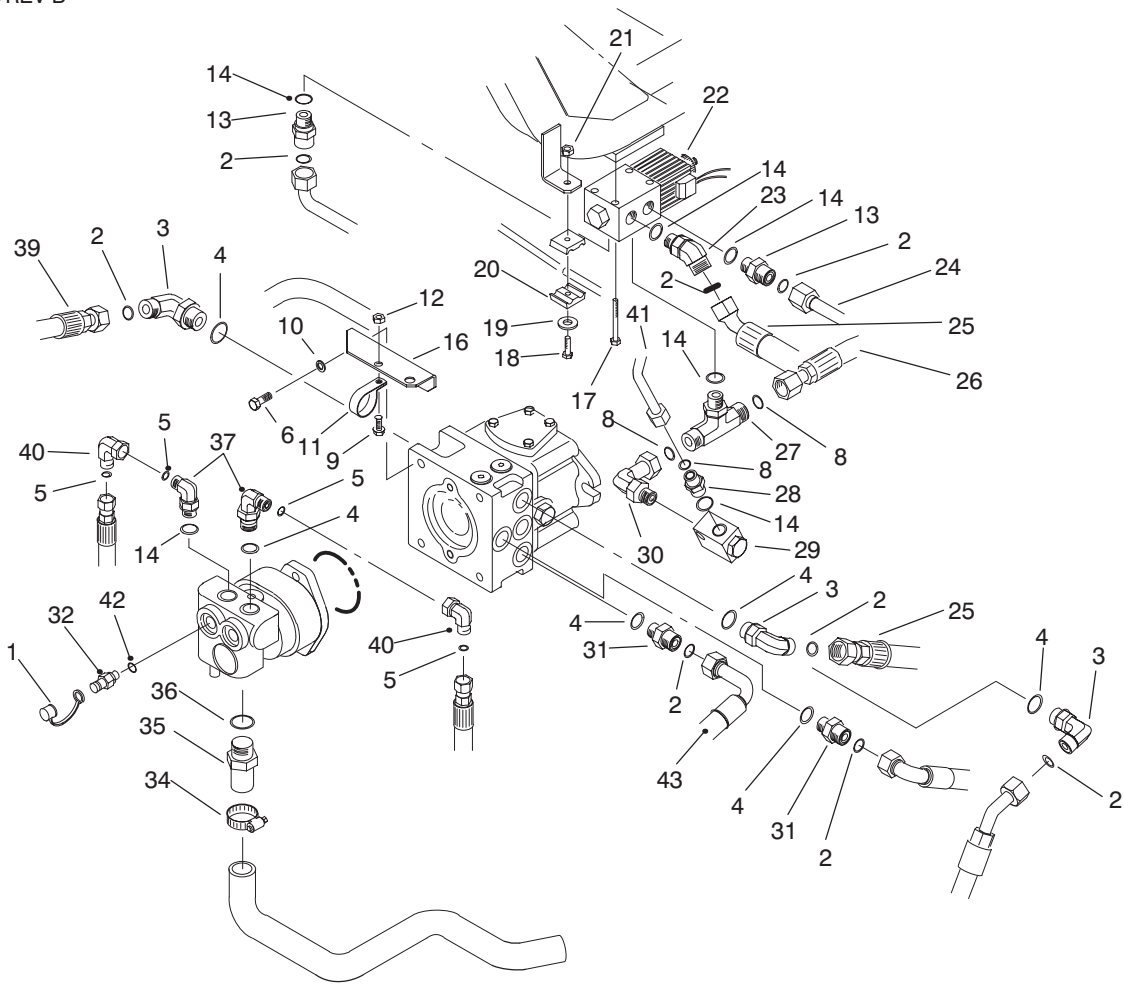
†Not Serviced Separately



T-1497-1

TRACTION PUMP ASSEMBLY NO. 86-5590

Ref. No.	Part No.	Description	No. Used	Ref. No.	Part No.	Description	No. Used
1	92-1354	Cap - End	1	23	237-80	O-Ring	3
2	92-1355	Plug - Special	2	24	84-0360	Washer	8
4	75-0240	O-Ring	2	25	84-0330	Screw - Cap Hex. Hd.	8
5	75-0140	Spring - Conical	2	26	84-0300	Shaft - Pump	1
6	84-0550	Ring - Retaining	2	27	84-0310	Bearing - Ball	1
7	92-1356	Valve - Screw 415 BAR	2	28	84-0320	Ring - Retaining	1
8	84-0480	Poppet - Charge Relief	1	29	84-0400	Seal - Lip	1
9	84-0490	Spring - Compression	1	30	84-0410	Carrier - Seal	1
10	92-1353	Shim	1	31	28-3520	O-Ring	1
11	28-3570	O-Ring	1	32	84-0380	Ring - Retaining Internal	2
12	84-0500	Assy. - Charge Relief Plug	1	33	84-0240	Housing - Pump	1
13	75-0500	Bearing - Needle	1	34	84-0470	Seal - Lip	2
14	84-0210	Gasket - End Cap	1	35	84-0450	Cover - Trunnion	1
15	75-0480	Pin	2	36	84-0250	Swash Plate - Variable	1
16	84-0460	Screw	8	37	75-0400	Plate - Thrust	1
17	84-0440	Cover - Trunnion	2	38	75-0470	Kit - Cylinder Block	1
18	84-0430	O-Ring	4	39	84-0280	Plate - Valve R.H.	1
19	84-0270	Spacer - Trunnion	4	40	75-0510	Pin	1
20	84-0570	Shim - Trunnion Kit	4	41	92-1358	Coupling	1
21	84-0260	Bearing - Roller	4	42	92-1352	Plug	3
22	353-551	Plug Assembly (Incl. Ref. #23)	3	43	92-1357	Pin	1



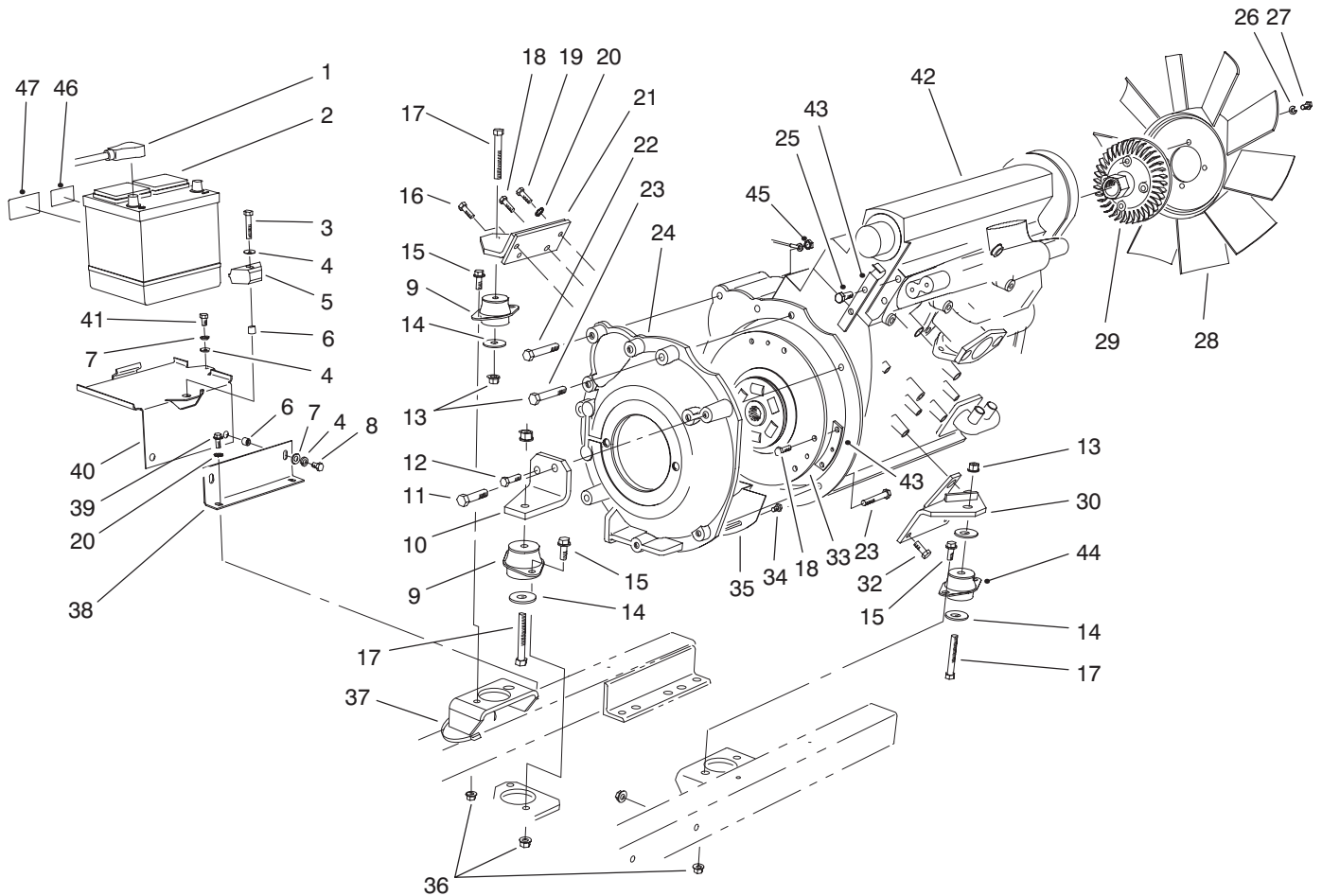
T-1498-1

HYDRAULIC PUMP FITTINGS ASSEMBLY

Ref. No.	Part No.	Description	No. Used
1	353-947	Cap - Fitting	2
2	237-65	O-Ring	8
3	340-17	Fitting - Hydraulic 90°	2
4	237-80	O-Ring	6
5	237-22	O-Ring	4
6	324-4	Screw - Cap Hex. Hd.	2
8	237-30	O-Ring	3
9	322-2	Screw - Cap Hex. Hd.	1
10	3253-6	Washer - Lock	2
11	2412-104	Clamp - R	1
12	32128-20	Nut - Lock, Flange Head	1
13	340-155	Fitting - Hydraulic 90° (Model 30455 Only)	2
14	237-79	O-Ring (Model 30455 Only)	6
16	88-1290	Bracket - Rod, Seat	1
17	321-15	Screw - Cap Hex. Hd. (Model 30455 Only)	2
18	322-6	Screw - Cap Hex. Hd.	1
19	3256-71	Washer - Flat	1
20	56-7973	Clamp	2
21	3296-47	Nut - Lock	1
22	76-9970	Valve - 4 WD (Model 30455 Only)	1
23	340-55	Fitting - Hydraulic 45° (Model 30455 Only)	1
24	86-2770	Assembly - Tube, Traction (Model 30455 Only)	1

Ref. No.	Part No.	Description	No. Used
25	92-5828	Assembly - Hose (Model 30455 Only)	1
26	86-2710	Assembly - Hose, Rear (Model 30455 Only)	1
27	340-157	Fitting - Tee (Model 30455 Only)	1
28	340-4	Fitting - Hydraulic (Model 30455 Only)	1
29	84-0720	Valve - Velocity (Model 30455 Only)	1
30	340-165	Fitting - Hydraulic (Model 30455 Only)	1
31	340-7	Fitting - Hydraulic	2
32	354-77	Fitting - Test Port	2
34	2412-34	Clamp - Hose	1
35	354-78	Connector - Hose	1
36	237-146	O-Ring	1
37	340-18	Fitting - Hydraulic 90°	2
38	86-5500	Assembly - Hose	1
39	86-3150	Assembly - Hose	1
40	340-159	Fitting - Hydraulic 90° (Incl. Ref. #5)	2
41	86-5810	Assembly - Tube (Model 30455 Only)	1
42	237-78	O-Ring	2
43	92-5830	Assembly - Hose	1

*Not Illustrated

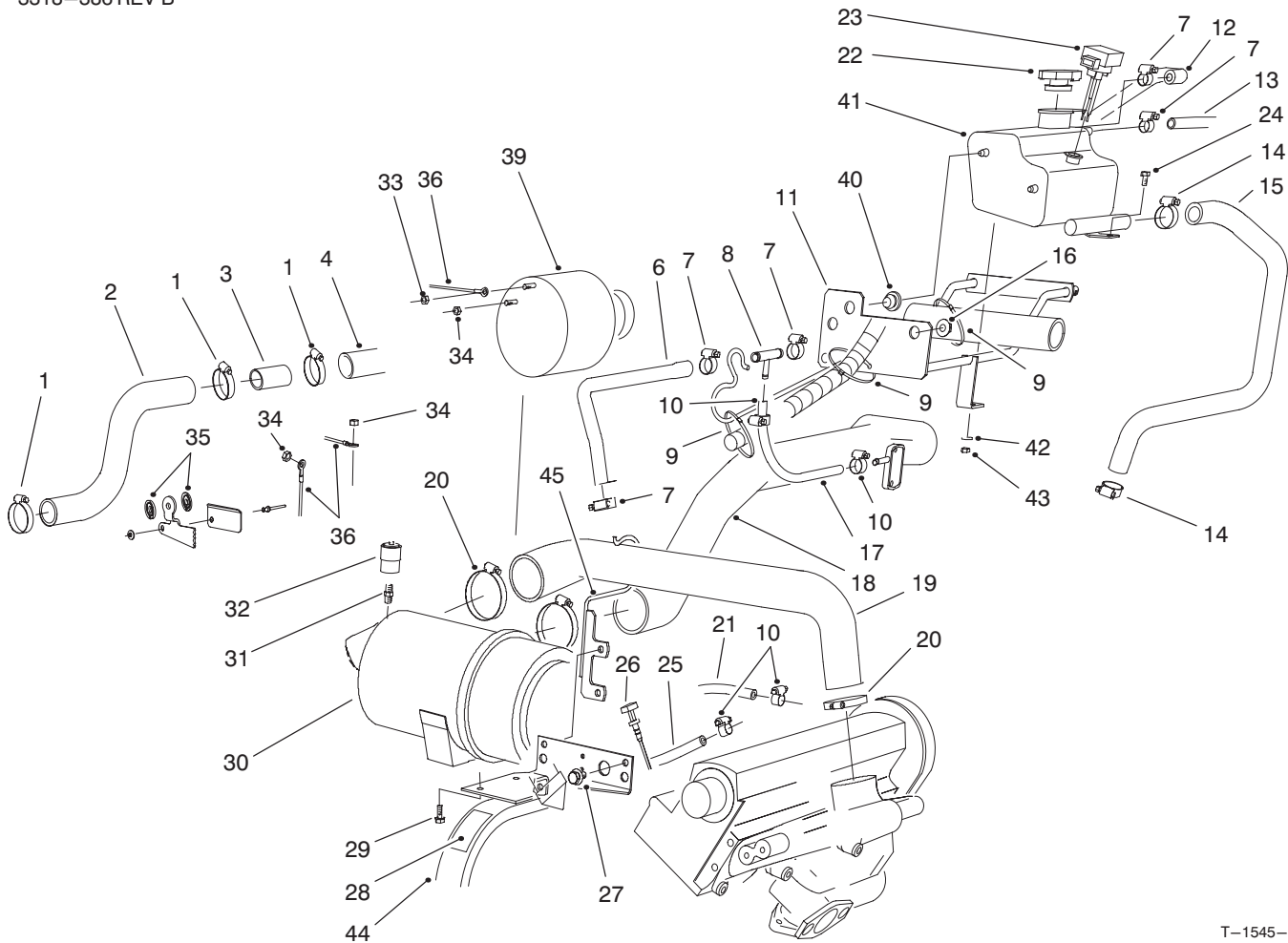


T-1513-3

ENGINE & BATTERY INSTALLATION ASSEMBLY

Ref. No.	Part No.	Description	No. Used	Ref. No.	Part No.	Description	No. Used
1	74-9080	Cable - Battery Pos.	1	25	93-5398	Screw - Cap Hex. Hd.	2
*	74-9090	Cable - Battery Neg.	1	26	3253-4	Washer - Lock	4
†2		Battery	1	27	322-3	Screw - Cap Hex. Hd.	4
3	323-9	Screw - Cap Hex. Hd.	1	28	74-3650	Fan	1
4	3256-24	Washer - Flat	4	29	74-5520	Clutch - Fan	1
5	66-2490	Clamp - Battery	1	30	76-4220	Mount - Engine	1
6	32148-10	Insert - Threaded	3	31	53-9682	Mount - Rubber, Eng	1
7	3253-21	Washer - Lock	3	32	48-7780	Screw - Cap Hex. Hd.	3
8	323-33	Screw - Cap Hex. Hd.	2	33	84-1440	Plate - Adapter	1
9	53-9681	Mount - Rubber, Engine	2	34	48-7610	Screw - Cap Hex. Hd.	3
10	74-5470	Mount - Engine	1	35	77-3600	Shield - Adapter	1
11	48-7840	Screw - Cap Hex. Hd.	1			(Furnished with engine)	1
12	48-9470	Screw - Cap Hex. Hd.	1	36	3290-357	Nut - Lock	9
13	32128-37	Nut - Lock, Flange Hd.	3	37	3290-378	Tie - Cable	1
14	87-5100	Washer - Flat	4	38	76-4310	Support - Base, Battery	1
15	3234-11	Screw	6	39	32144-11	Screw - Hex. Washer Hd.	2
16	48-9460	Screw - Cap Hex. Hd.	1	40	14-0949	Battery Base Assembly	1
17	324-12	Screw - Cap Hex. Hd.	3			(Incl. Ref. #6)	1
18	48-7700	Screw - Cap Hex. Hd.	8	41	323-4	Screw - Cap Hex. Hd.	1
19	48-7730	Screw - Cap Hex. Hd.	1	42	93-4233	Engine Assembly	1
20	3255-8	Washer - Lock, Ext. Tooth	2	43	94-5615	Bracket - Return Hose	1
21	76-4120	Mount - Engine	1	44	53-9682	Mount - Rubber, Engine	1
22	48-7810	Screw - Cap Hex. Hd.	3	45	48-7930	Nut - Hex.	1
23	48-7570	Screw - Cap Hex. Hd.	3	46	93-7276	Decal - Danger (Europe)	1
24	84-0760	Adapter - Pump to Engine	1	47	93-6668	Decal - Recycle (Europe)	1

*Not Illustrated
†Obtain Locally



T-1545-3

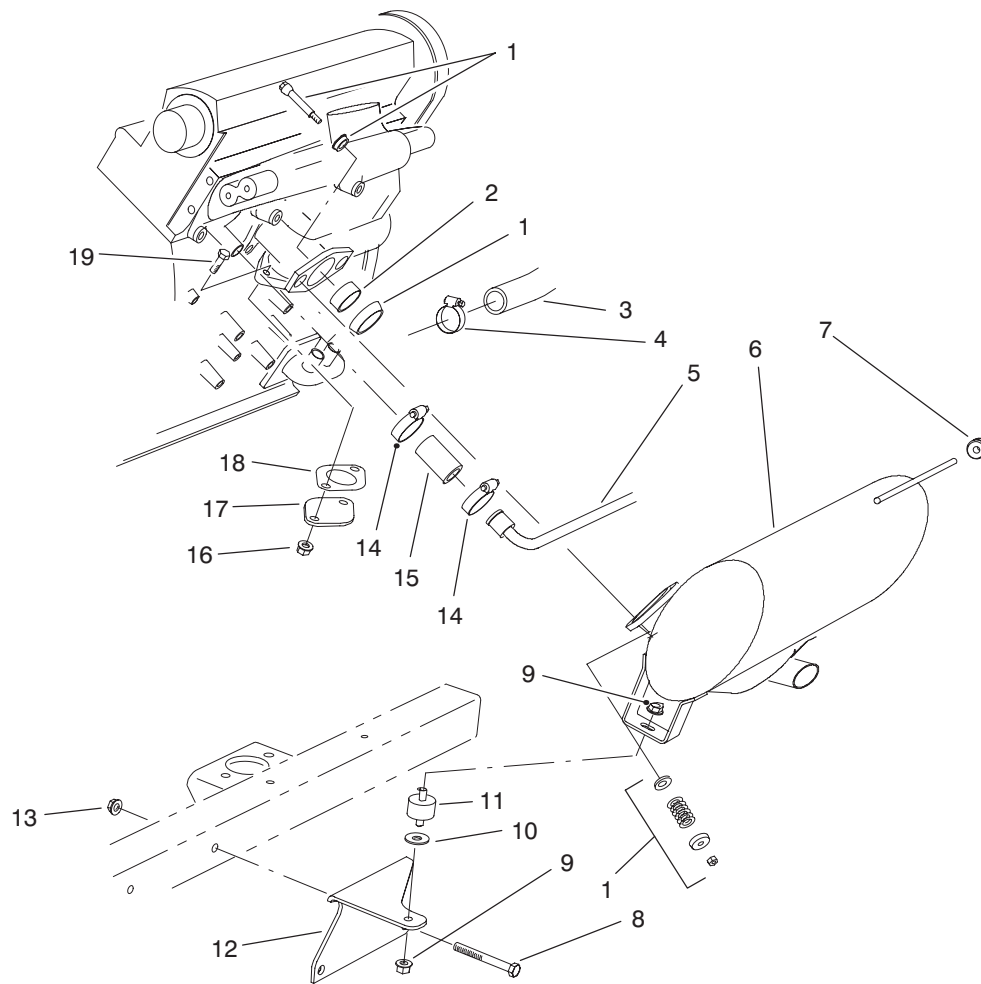
ENGINE PLUMBING ASSEMBLY

Ref. No.	Part No.	Description	No. Used
1	2412-3	Clamp - Hose	3
2	94-1418	Hose - Radiator, Upper	1
3	93-7594	Spacer - Tubular	1
4	93-7221	Hose - Radiator, Upper	1
6	94-2630	Hose - Return	1
7	2412-36	Clamp - Hose	5
8	93-4207	Fitting - Hose Tee	1
9	3290-378	Tie - Cable	2
10	2412-108	Clamp - Hose	4
11	93-7229	Degassing Support Asm.	1
12	93-7788	Hose - Return	1
13	94-5625	Hose - Radiator, Overflow	1
14	2412-129	Clamp - Hose	2
15	94-5604	Hose - Overflow	1
16	3290-357	Nut - Flange	3
17	63-7622	Hose - Fuel Line	1
18	93-7224	Hose - Intake	1
19	93-7223	Hose - Air Cleaner	1
20	2412-125	Clamp - Hose	3
21	63-7627	Hose - Fuel	1
†22	94-2800	Cap - Radiator	1
†23	94-9984	Sensor - Water Level	1

Ref. No.	Part No.	Description	No. Used
24	33105-020	Screw - Hex. Hd. Flange	1
25	63-7622	Hose - Fuel	1
†26	93-9175	Dipstick	1
27	3234-11	Screw - Flange	3
28	83-9150	Decal - Starting Fluid	1
*	93-7275	Decal - Starting Fluid (Europe)	1
29	33104-016	Screw - Hex. Hd. Flange	2
30	93-7485	Filter Assembly	1
31	94-1416	Adapter Assembly	1
32	93-9164	Service Indicator	1
33	48-7930	Nut - Hex.	1
34	48-7880	Nut - Hex.	3
35	86-2990	Mount - Throttle Cable	2
36	94-5623	Wire Harness - Main	1
†40	94-2801	Grommet - Rubber	2
†41	94-9983	Box - Degassing	1
42	33093-00	Washer - Flat	1
43	33023-00	Nut - Lock, Nylon Insert	1
44	93-7236	Bracket - Support	1
45	94-8003	Support - Air Cleaner Hose	1

*Not Illustrated

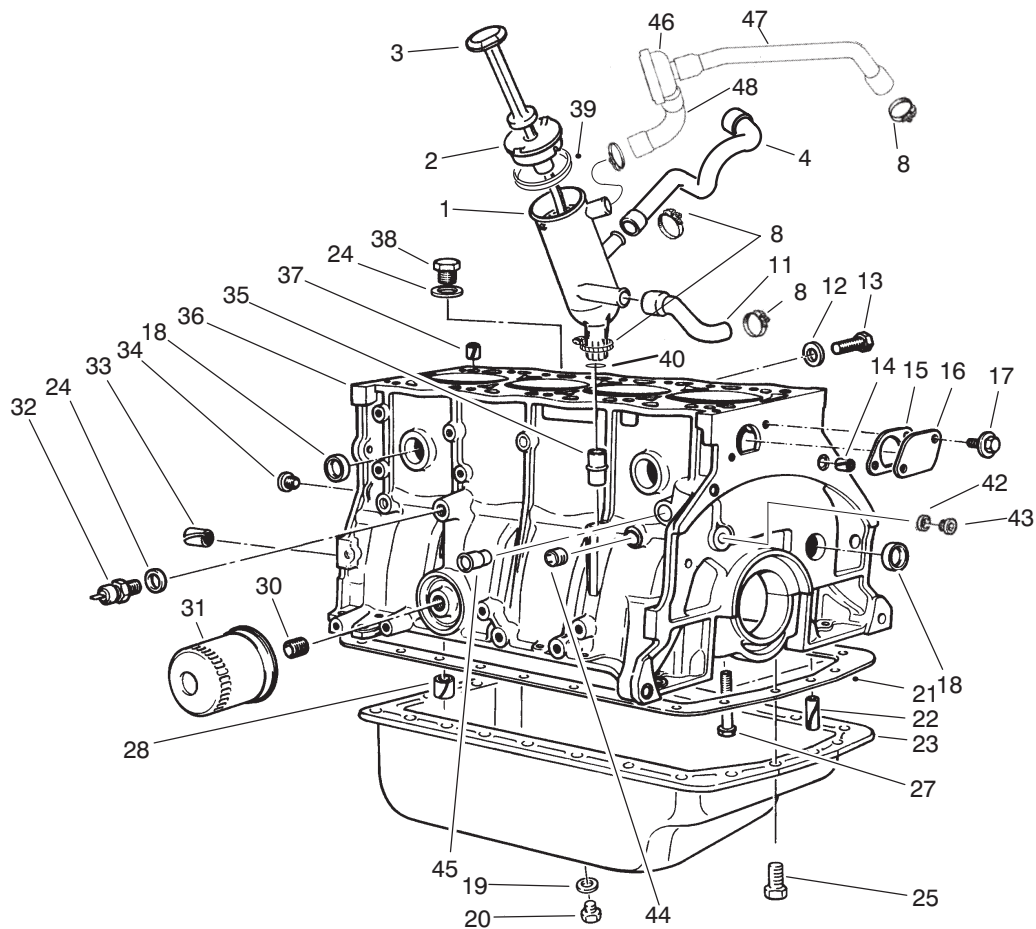
† Furnished with engine.



T-1544-1

MUFFLER & AIR CLEANER INSTALLATION ASSEMBLY

Ref. No.	Part No.	Description	No. Used	Ref. No.	Part No.	Description	No. Used
†1	94-2814	Kit - Exhaust Coupler	1	11	94-5608	Mount - Rubber	1
†2	94-2815	Sleeve - Exhaust Flange	1	12	93-7245	Bracket - Support	1
3	74-6020	Hose - Radiator, Lower	1	13	32128-19	Nut - Lock, Flange	2
4	2412-3	Clamp - Hose	1	14	2412-129	Clamp - Hose	4
5	92-7381	Tube - Water, Return	1	15	74-6490	Hose - Water Line	2
6	94-8012	Muffler Assembly	1	16	33004-00	Nut - Hex. Flange	2
7	94-2812	Grommet	1	17	92-7382	Cover - Manifold	1
8	323-20	Screw - Cap Hex. Hd.	2	18	77-3700	Gasket - Muffler, Exhaust	1
9	32128-20	Nut - Lock, Flange	2	19	33104-020	Screw - Hex. Hd. Flange	2
10	62-9510	Washer - Brake Lever	1				



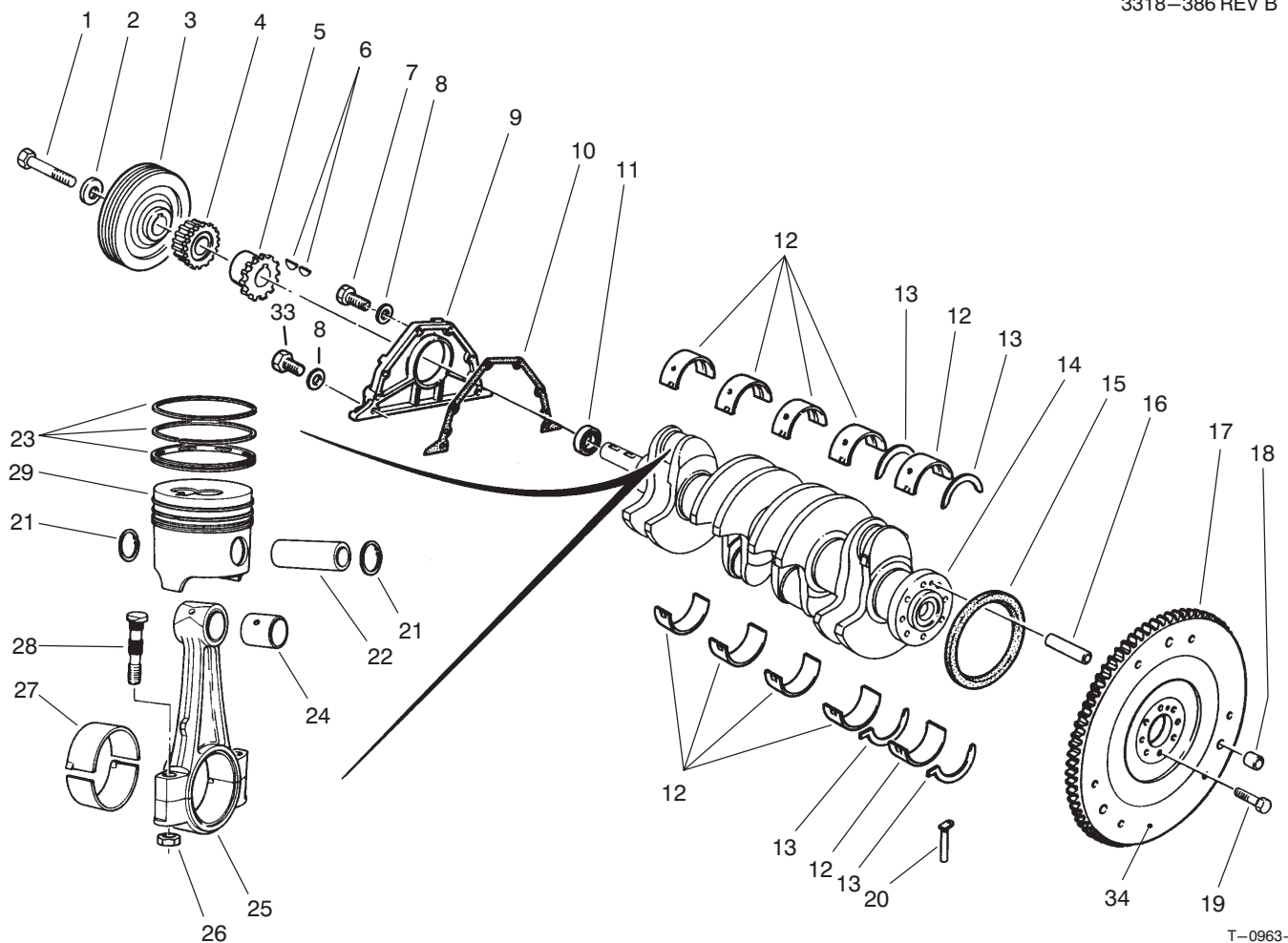
T-2142-1

CRANKCASE ASSEMBLY

Ref. No.	Part No.	Description	No. Used
1	94-3181	Oil Filler (Incl. Ref. 39)	1
2	94-3182	Plug	1
3	93-9175	Dipstick - Oil	1
4	94-3184	Union	1
8	2412-129	Clamp - Hose	8
11	74-7770	Hose - Crankcase	1
12	74-7780	Gasket	1
13	74-7790	Screw	1
14	74-7800	Pin	2
15	74-7810	Gasket - Plate	1
16	74-7820	Plate	1
17	94-3112	Screw - Washer Hd.	2
18	74-7840	Plug - 27 mm Dia.	8
*	94-3108	Plug - 27.5 mm Dia.	8
*	94-3109	Plug - 28.5 mm Dia.	9
19	74-7320	Gasket	1
20	74-7310	Plug - Threaded	1
21	74-7380	Gasket - Oil Pan	1
22	94-3111	Pin - Groove	2
23	74-7300	Pan - Oil	1
24	74-7850	Gasket	2
25	74-7330	Screw - Cap Hex. Hd.	23
26	77-3790	Plug - Drain	1

Ref. No.	Part No.	Description	No. Used
27	74-7930	Screw - Bearing Cap	10
28	74-7940	Bushing - Spring	1
29	74-7950	Screw - Plate	6
30	74-7960	Stud - Filter	1
31	74-7970	Filter - Oil	1
32	94-3180	Switch - Pressure	1
33	74-7990	Pin - Spring	4
34	74-8000	Plug	2
35	74-8010	Guide - Dipstick	1
36	94-3100	Short Block Assembly (Incl. Pistons next page)	1
37	74-8030	Pin - Spring	1
38	74-8040	Plug - Drain	1
39	94-3183	Gasket	1
40	94-3186	O-Ring	1
42	94-3106	Gasket	2
43	94-3104	Plug - Threaded	2
44	94-3103	Plug - Threaded	1
45	94-3110	Stud	1
46	74-5760	PCV Valve	1
47	94-3192	Union	1
48	94-3191	Union	1
*	74-7860	Gasket Set (Without Head Gasket)	1

*Not Illustrated

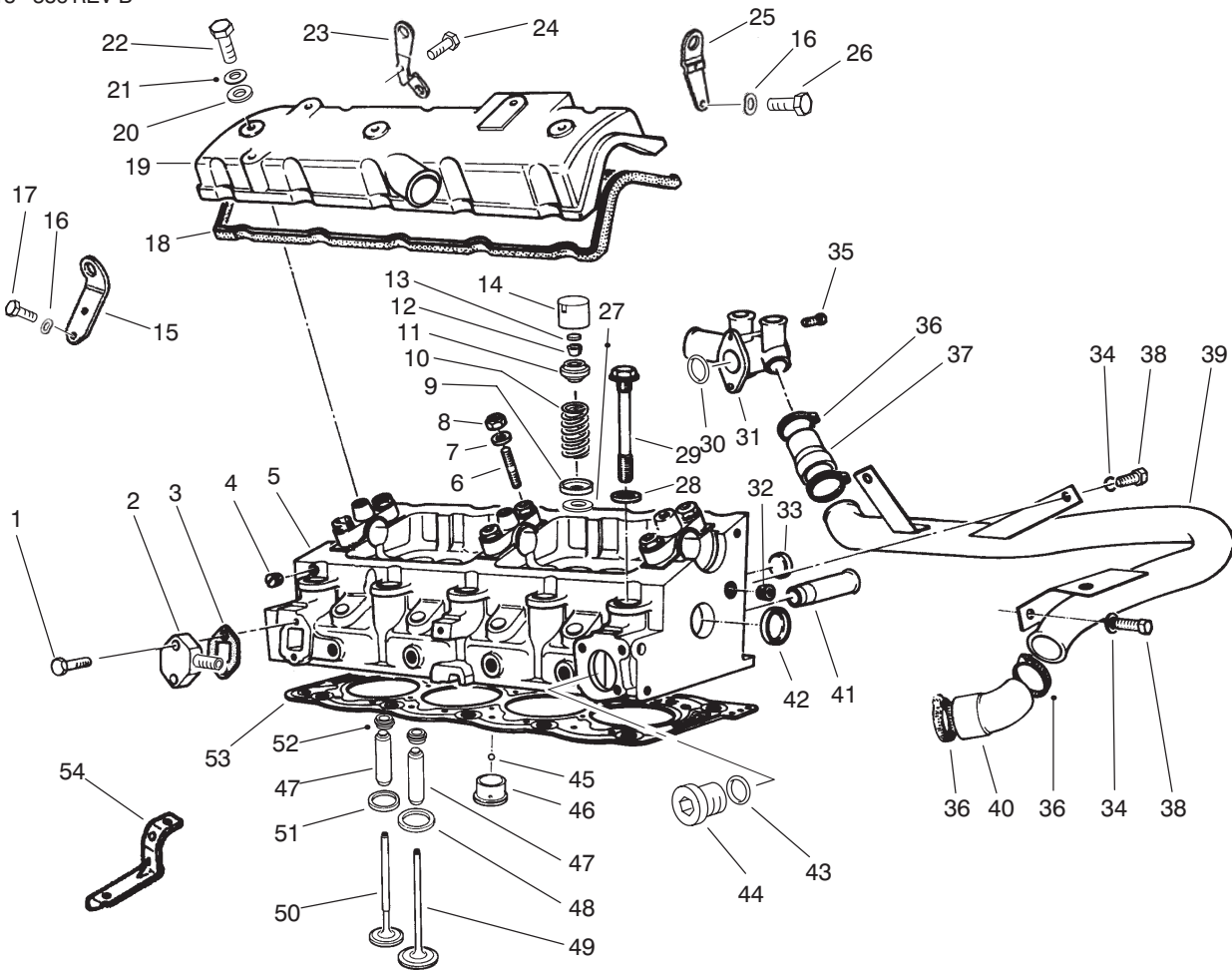


T-0963-1

CRANKSHAFT ASSEMBLY

Ref. No.	Part No.	Description	No. Used	Ref. No.	Part No.	Description	No. Used
1	94-3145	Screw - Cap Hex. Hd.	1	21	74-8300	Clip - Piston Pin	8
2	74-8080	Washer	1	22	74-8310	Pin - Piston	4
3	94-3144	Pulley	1	23	94-3158	Piston Ring Set Std.	4
4	74-8100	Gear - Pinion	1	*	74-8320	Piston Ring Set - 0.20 mm	4
5	74-8110	Sprocket - Oil Pump	1	*	74-8330	Piston Ring Set - 0.50 mm	4
6	74-8120	Key - Woodruff	2	*	74-8340	Piston Ring Set - 0.80 mm	4
7	94-3150	Screw - Cap Hex. Hd.	4	24	94-3154	Bushing - Sleeve	4
8	94-3151	Washer	6	25	74-8360	Rod - Connecting, Set of 4	1
9	74-8140	Cover	1	26		Nut - Hex.	8
10	74-8150	Gasket - Cover	1	27	74-8380	Bearing - Connecting Rod (Std.) Set of 8 Half Bearings	1
11	94-3148	Seal - Shaft	1	*	74-8390	Bearing - Connecting Rod (49.7mm ID) Set of 8 Half Bearings	1
12	74-8170	Bearing Set (Std.) Set of 10 Half Bearings	1	28	74-8400	Bolt - Connecting Rod (Incl. Ref. #26)	8
*	74-8180	Bearing Set (.30mm OS) Set of 10 Half Bearings	1	29	94-3157	Piston Set - Std. (Incl. Ref. #21-23)	1
13	94-3141	Thrust Bearing Set (Std.)	2	29	74-8420	Piston Set - Stage #1 (83.13mm OD) (Incl. Ref. #21-23)	1
*	74-8200	Thrust Bearing Set (.10mm OS)	2	*	74-8430	Piston Set - Stage #2 (83.43mm OD) (Incl. Ref. #21-23)	1
*	74-8210	Thrust Bearing Set (.15mm OS)	2	*	74-8440	Piston Set - Stage #3 (83.73mm OD) (Incl. Ref. #21-23)	1
*	74-8220	Thrust Bearing Set (.20mm OS)	2	33	94-3152	Screw - Cap Hex. Hd.	2
14	74-8230	Crankshaft	1	34	74-8260	Flywheel	1
15	74-8240	Seal	1				
16	74-7990	Pin	1				
17	94-3149	Gear - Flywheel	1				
18	74-8270	Pin	3				
19	74-8280	Screw - Cap Hex. Hd.	8				
20	74-8290	Seal - #1 Bearing Cap	2				

*Not Illustrated



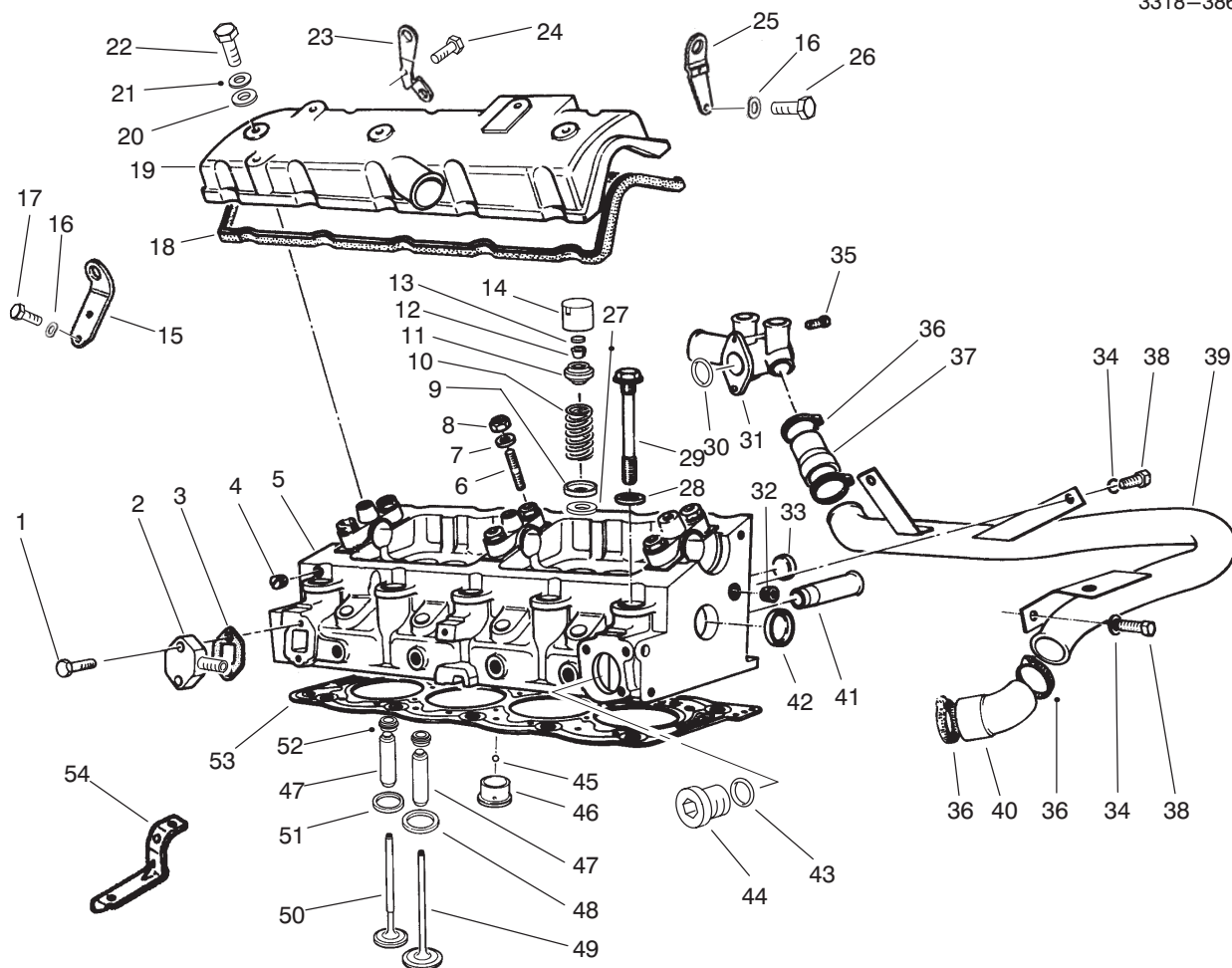
T-2148-2

CYLINDER HEAD ASSEMBLY

Ref. No.	Part No.	Description	No. Used
1	94-3123	Screw – Cap Hex. Hd.	2
2	94-3117	Plate	1
3	94-3116	Gasket	1
4	74-7600	Plug	4
5	94-3113	Cylinder Head Assembly	1
6	76-5130	Stud	6
7	74-8900	Washer – Flat	6
8	94-3115	Nut – Lock	6
9	74-6570	Cup – Lower Valve Spring	8
10	74-6560	Spring – Valve	8
11	74-6550	Cup – Upper Valve Spring	8
12	74-7240	Collar – Split	16
13	74-6580	Insert – Valve (1.650mm)	8
*	74-6590	Insert – Valve (1.725mm)	8
*	74-6600	Insert – Valve (1.800mm)	8
*	74-6610	Insert – Valve (1.900mm)	8
*	74-6620	Insert – Valve (1.975mm)	8
*	74-6630	Insert – Valve (2.050mm)	8
*	74-6640	Insert – Valve (2.125mm)	8
*	74-6650	Insert – Valve (2.225mm)	8
*	74-6660	Insert – Valve (2.250mm)	8
*	74-6670	Insert – Valve (2.275mm)	8
*	74-6680	Insert – Valve (2.300mm)	8
*	74-6690	Insert – Valve (2.325mm)	8
*	74-6700	Insert – Valve (2.350mm)	8
*	74-6710	Insert – Valve (2.375mm)	8

Ref. No.	Part No.	Description	No. Used
13	74-6720	Insert – Valve (2.400mm)	8
*	74-6730	Insert – Valve (2.425mm)	8
*	74-6740	Insert – Valve (2.450mm)	8
*	74-6750	Insert – Valve (2.475mm)	8
*	74-6760	Insert – Valve (2.500mm)	8
*	74-6770	Insert – Valve (2.525mm)	8
*	74-6780	Insert – Valve (2.550mm)	8
*	74-6790	Insert – Valve (2.575mm)	8
*	74-6800	Insert – Valve (2.600mm)	8
*	74-6810	Insert – Valve (2.625mm)	8
*	74-6820	Insert – Valve (2.650mm)	8
*	74-6830	Insert – Valve (2.675mm)	8
*	74-6840	Insert – Valve (2.700mm)	8
*	74-6850	Insert – Valve (2.725mm)	8
*	74-6860	Insert – Valve (2.750mm)	8
*	74-6870	Insert – Valve (2.775mm)	8
*	74-6880	Insert – Valve (2.800mm)	8
*	74-6890	Insert – Valve (2.825mm)	8
*	74-6900	Insert – Valve (2.850mm)	8
*	74-6910	Insert – Valve (2.875mm)	8
*	74-6920	Insert – Valve (2.900mm)	8
*	74-6930	Insert – Valve (2.925mm)	8
*	74-6940	Insert – Valve (2.950mm)	8
*	74-6950	Insert – Valve (2.975mm)	8
*	74-6960	Insert – Valve (3.000mm)	8
*	74-6970	Insert – Valve (3.025mm)	8

*Not Illustrated

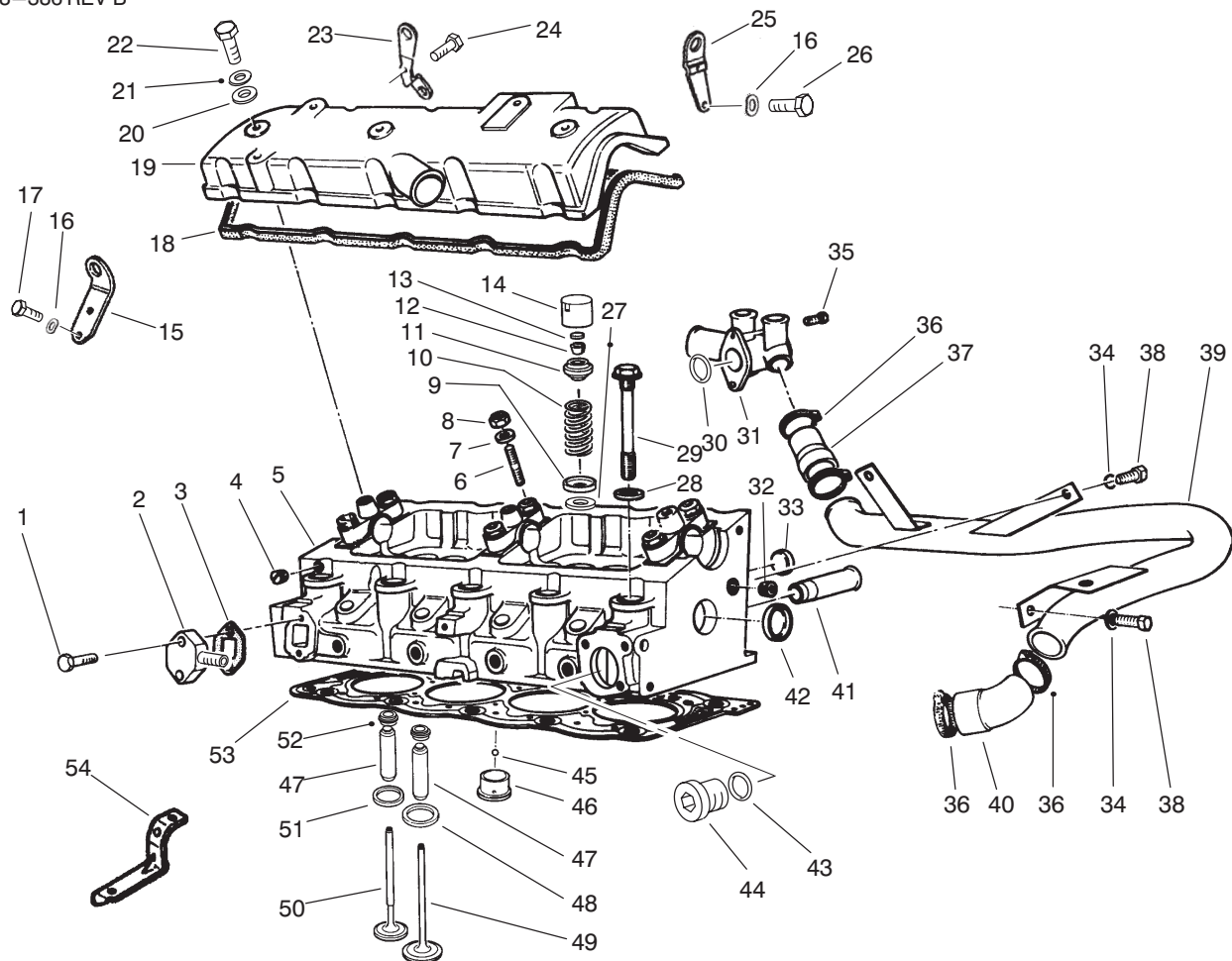


T-2148-2

CYLINDER HEAD ASSEMBLY (Continued)

Ref. No.	Part No.	Description	No. Used	Ref. No.	Part No.	Description	No. Used
13	74-6980	Insert - Valve (3.050mm)	8	14	74-6540	Tappet - Valve	8
*	74-6990	Insert - Valve (3.075mm)	8	15	94-3135	Bracket - Lifting	1
*	74-7000	Insert - Valve (3.100mm)	8	16	74-7560	Washer - Spring	3
*	74-7010	Insert - Valve (3.125mm)	8	17	76-5470	Screw	2
*	74-7020	Insert - Valve (3.150mm)	8	18	74-7630	Gasket - Valve Cover	1
*	74-7030	Insert - Valve (3.175mm)	8	19	74-7640	Cover - Valve	1
*	74-7040	Insert - Valve (3.200mm)	8	20	74-7650	Washer - Flat	3
*	74-7050	Insert - Valve (3.225mm)	8	21	94-3125	Washer	3
*	74-7060	Insert - Valve (3.250mm)	8	22	94-3124	Bolt - Valve Cover	3
*	74-7070	Insert - Valve (3.275mm)	8	23	94-3136	Bracket - Lifting	1
*	74-7080	Insert - Valve (3.300mm)	8	24	94-3138	Screw	1
*	74-7090	Insert - Valve (3.325mm)	8	25	94-3137	Bracket - Lifting	1
*	74-7100	Insert - Valve (3.350mm)	8	26	94-3139	Screw	1
*	74-7110	Insert - Valve (3.375mm)	8	27	94-3174	Washer	8
*	74-7120	Insert - Valve (3.400mm)	8	28	74-7270	Washer - Flat	10
*	74-7130	Insert - Valve (3.425mm)	8	29	74-7260	Bolt - Head	10
*	74-7140	Insert - Valve (3.450mm)	8	30	94-3197	O-Ring	1
*	74-7150	Insert - Valve (3.475mm)	8	31	94-3196	Inlet - Water	1
*	74-7160	Insert - Valve (3.500mm)	8	32	94-3118	Plug	1
*	74-7170	Insert - Valve (3.550mm)	8	33	74-7840	Plug - 27 mm Dia.	2
*	74-7180	Insert - Valve (3.625mm)	8	*	94-3108	Plug - 27.5 mm Dia.	2
*	74-7190	Insert - Valve (3.700mm)	8	*	94-3109	Plug - 28.5 mm Dia.	2
*	74-7200	Insert - Valve (3.775mm)	8	34	68-9420	Washer - Lock	3
*	74-7210	Insert - Valve (3.850mm)	8	35	94-3198	Screw	2
*	74-7220	Insert - Valve (3.925mm)	8	36	2412-129	Clamp - Hose	4
*	74-7230	Insert - Valve (4.000mm)	8	37	94-3200	Hose - By-Pass	1

*Not Illustrated

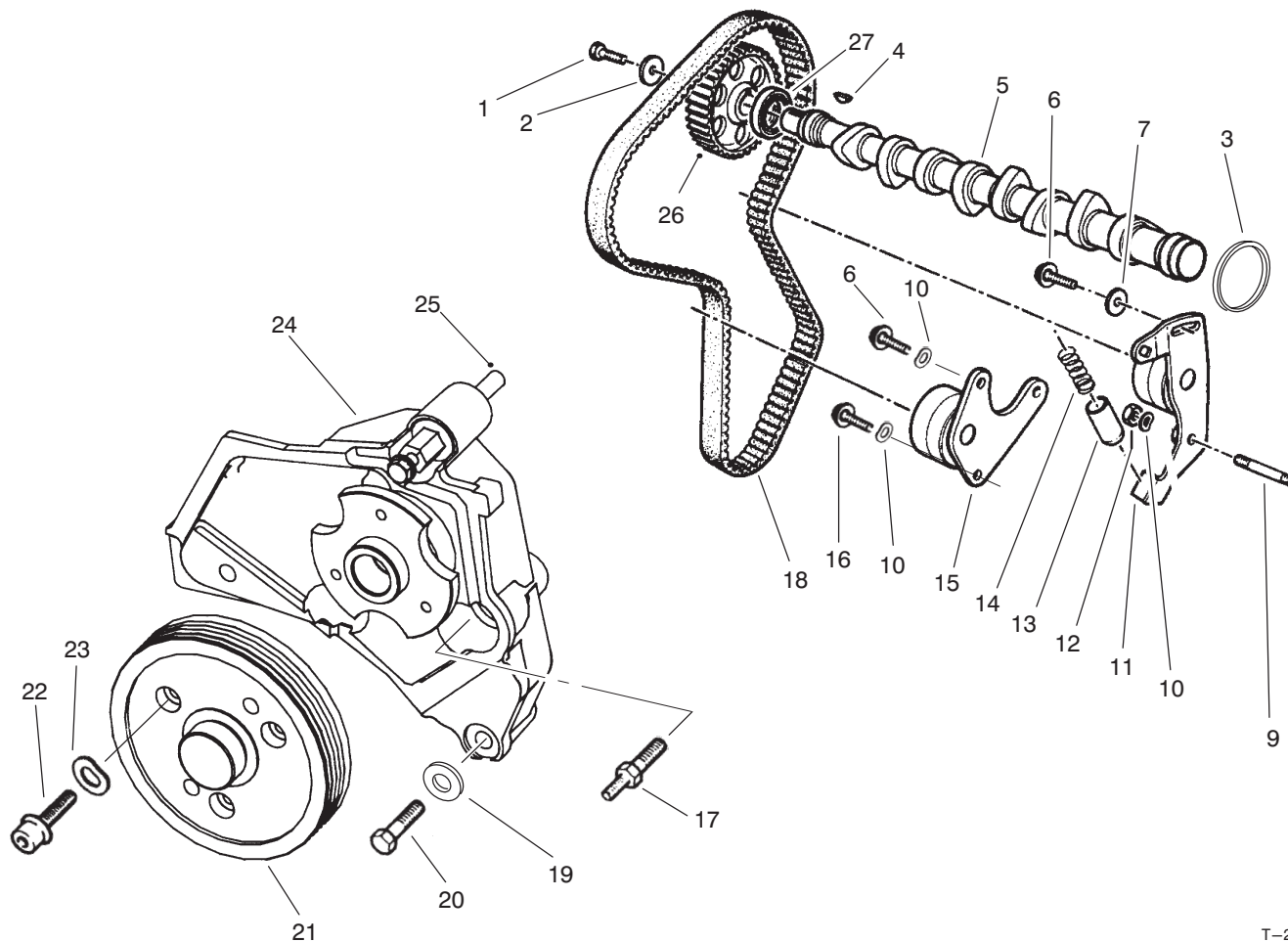


T-2148-2

CYLINDER HEAD ASSEMBLY (Continued)

Ref. No.	Part No.	Description	No. Used	Ref. No.	Part No.	Description	No. Used
38	48-7700	Screw - Cap Hex. Hd.	3	49	74-7480	Valve - Intake	4
39	94-3199	Pipe - By-Pass	1	50	92-7794	Valve - Exhaust	4
40	94-3201	Hose - By-Pass	1	51	92-7795	Seat - Exhaust Valve (34.5mm)	4
41	74-7400	Tube	1	52	92-7791	Seal - Valve	8
42	74-7840	Plug	2	53	94-8132	Gasket - Head (1.48 mm)	1
43	94-3122	Gasket	1	*	94-8133	Gasket - Head (1.52 mm)	1
44	94-3121	Plug	1	*	94-8134	Gasket - Head (1.58 mm)	1
45	74-7420	Ball	4	*	94-8135	Gasket - Head (1.62 mm)	1
46	74-7430	Chamber - Turbulence (32.45mm)	4	54	94-3120	Bracket	1
*	74-7440	Chamber - Turbulence (32.65mm)	4	*	74-7670	Head Bolt & Washer Set (Incl. Ref. #28 & 29)	1
47	92-7792	Guide - Valve (14.29mm)	8	*	94-3119	Kit - Gasket	1
*	92-7793	Guide - Valve (14.59mm)	8	*	94-9965	Asm. - Head, Cylinder (Complete with camshaft, valves & tappets)	1
48	74-7450	Seat - Intake Valve (39.3mm)	4				
*	74-7460	Seat - Intake Valve (39.5mm)	4				

*Not Illustrated

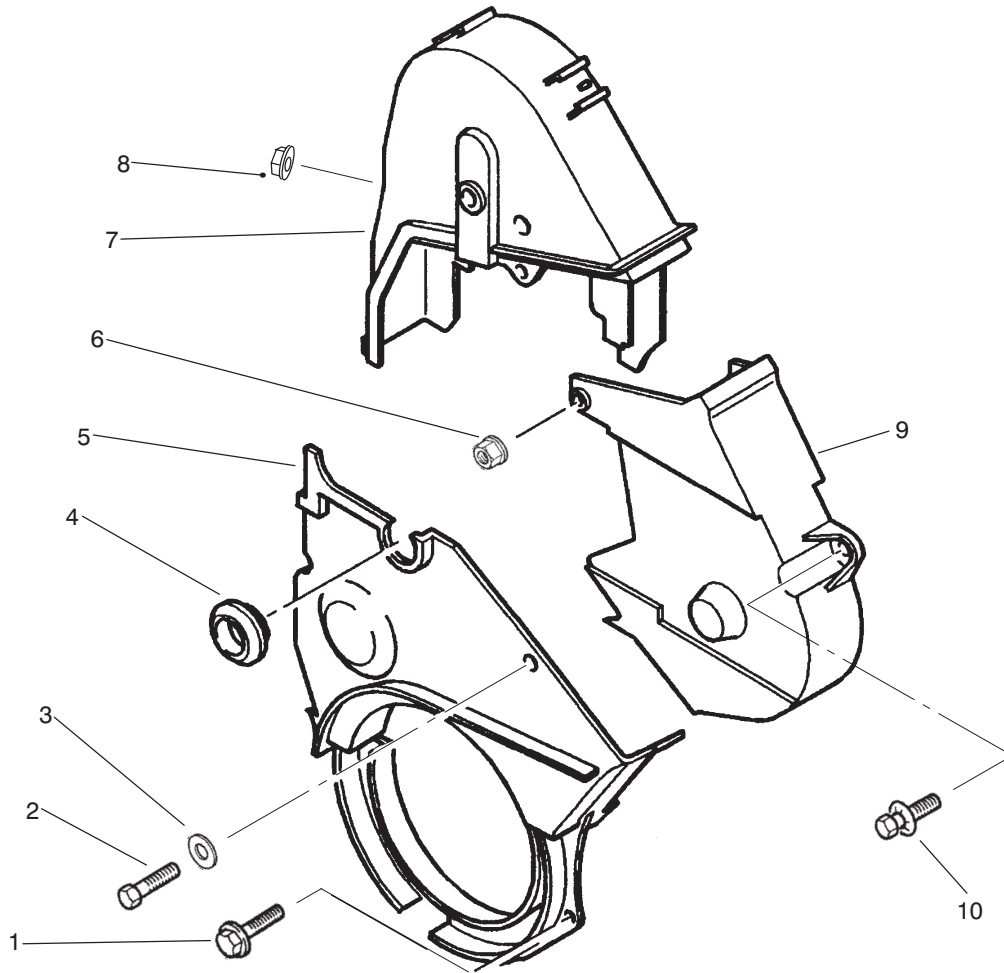


T-2141-2

CAMSHAFT & FAN SUPPORT ASSEMBLY

Ref. No.	Part No.	Description	No. Used
1	77-3440	Screw	2
2	77-3450	Washer	2
3	77-3420	Gasket	1
4	77-3410	Key	1
5	77-3400	Camshaft	1
6	94-3163	Screw	1
7	94-3166	Washer - Flat	1
9	94-3162	Stud	1
10	94-3164	Washer - Spring	4
11	94-3159	Roller Assembly	1
12	94-3165	Nut - Lock	1
13	77-3520	Cup	1
14	77-3510	Spring	1

Ref. No.	Part No.	Description	No. Used
15	94-3160	Roller Assembly	1
16	94-3161	Screw	2
17	94-3170	Screw	1
18	74-8830	Belt	1
19	94-3172	Washer	3
20	94-3171	Screw	2
21	94-3168	Pulley - Fan	1
22	94-3173	Screw	3
23	76-5010	Washer	3
24	94-3167	Bracket - Fan	1
25	94-3169	Screw	1
26	92-7787	Pulley - Camshaft	1
27	94-9994	Gasket	1

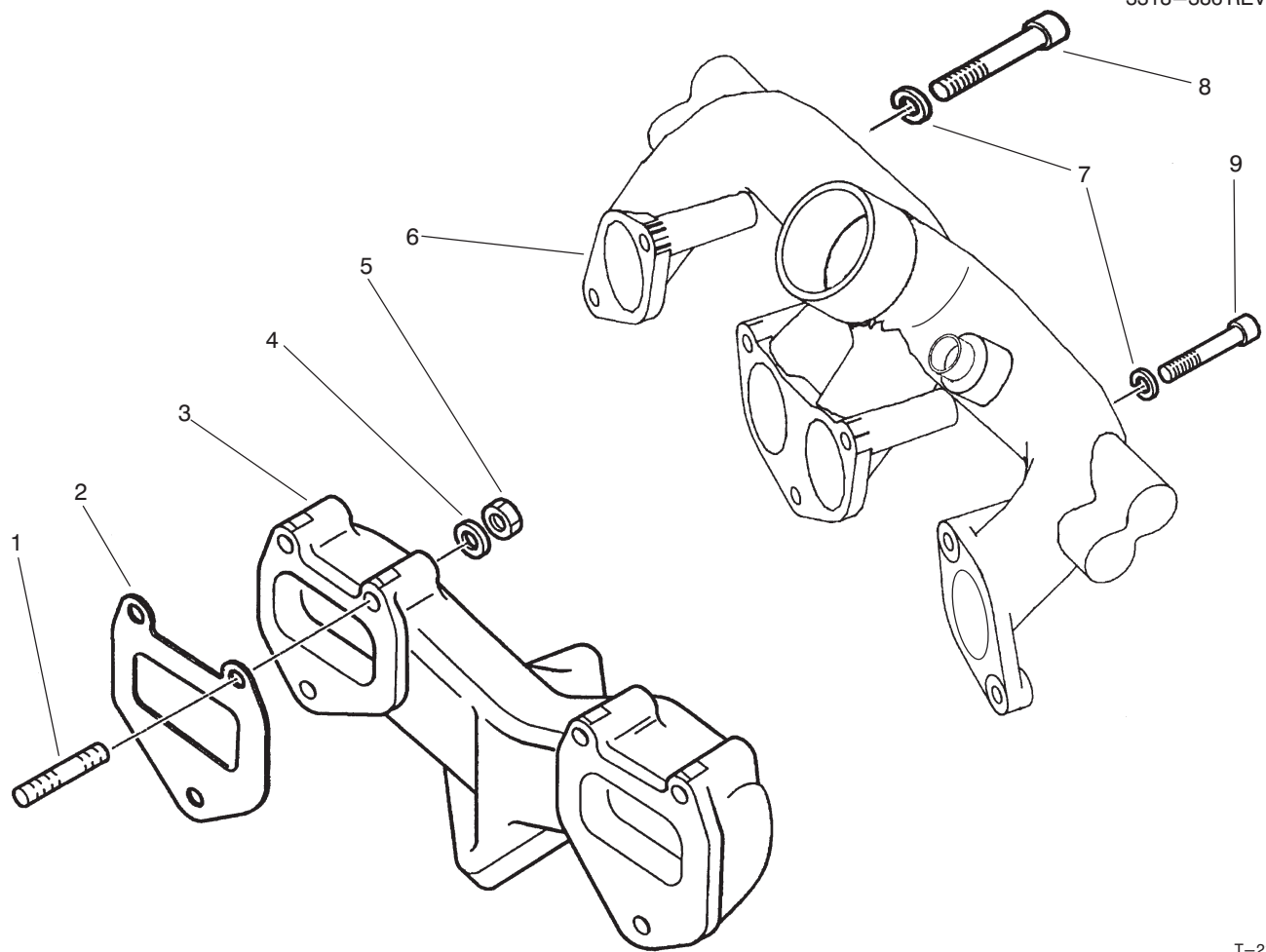


T-2140-1

TIMING COVER

Ref. No.	Part No.	Description	No. Used
1	94-3132	Screw	2
2	94-3130	Screw	1
3	94-3125	Washer - Flat	1
4	94-3129	Plug	1
5	94-3126	Protector - Lower	1

Ref. No.	Part No.	Description	No. Used
6	94-3133	Nut W/Washer	1
7	94-3127	Case - Timing, Left	1
8	94-3134	Nut	1
9	94-3128	Case - Timing, Right	1
10	94-3131	Screw	1

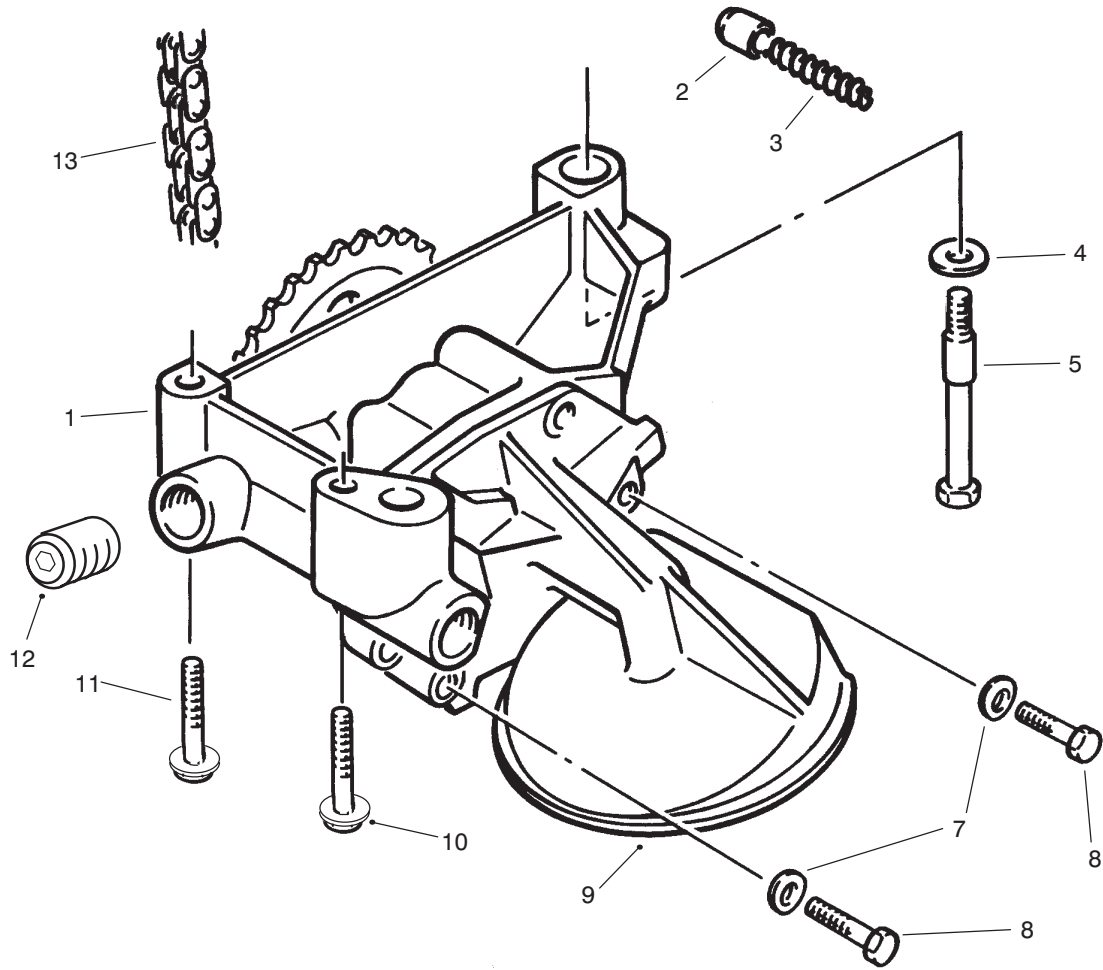


T-2149-2

INTAKE & EXHAUST MANIFOLD ASSEMBLY

Ref. No.	Part No.	Description	No. Used	Ref. No.	Part No.	Description	No. Used
1	77-3300	Stud	6	6	94-3215	Manifold – Intake	1
2	77-3310	Gasket	2	7	94-3164	Washer – Spring	7
3	77-3340	Manifold – Exhaust	1	8	94-3216	Screw	5
4	68-9420	Washer – Lock	6	9	94-3217	Screw	4
5	77-3320	Nut – Hex	6	*	94-3218	Screw	1

*Not Illustrated

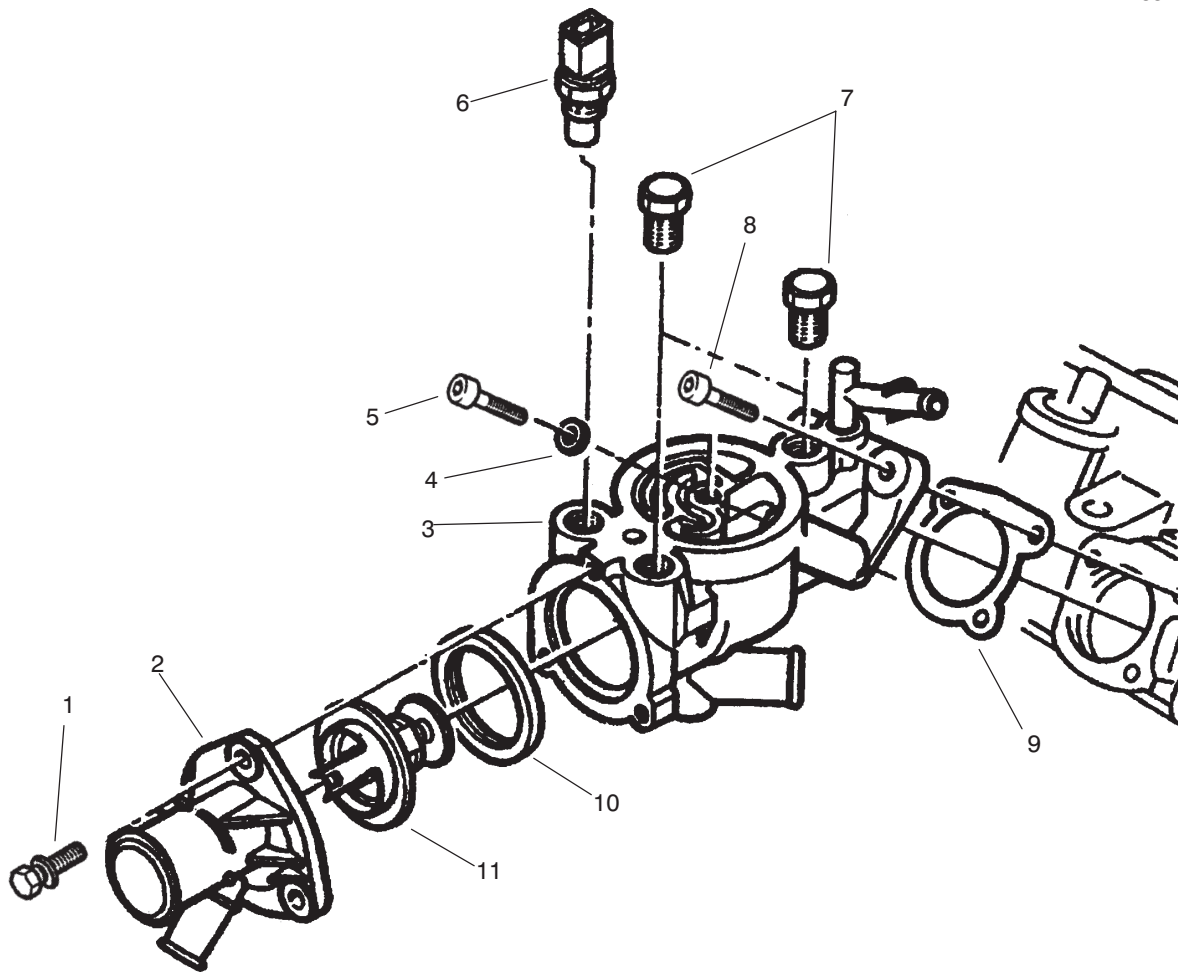


T-0964-1

OIL PUMP ASSEMBLY

Ref. No.	Part No.	Description	No. Used
1	76-5070	Oil Pump Assembly	1
2	94-3176	Gear - Oil Pump	1
3	76-5090	Spring - Piston	1
4	94-3179	Washer - Spring	3
5	76-5100	Bolt - Shoulder	1
7	76-5010	Washer - Spring	5

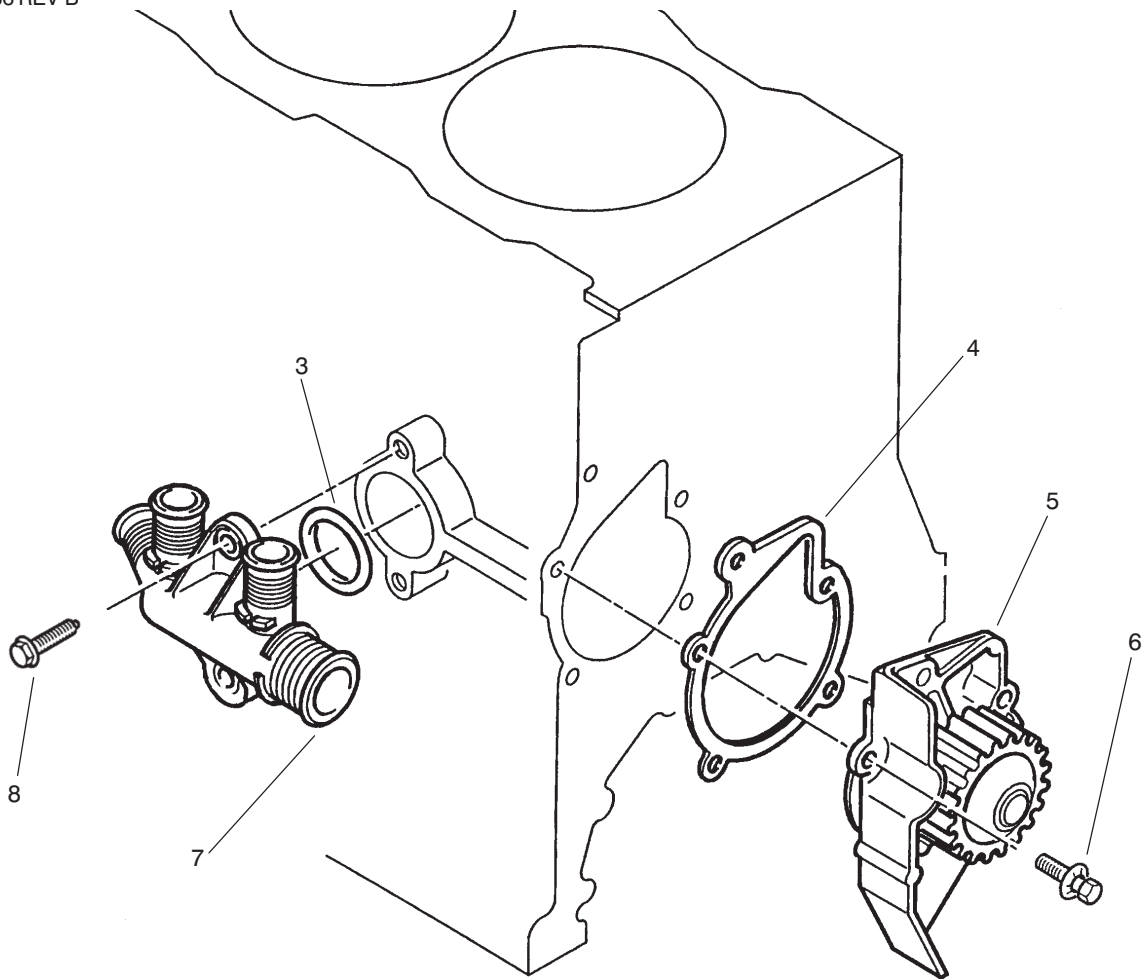
Ref. No.	Part No.	Description	No. Used
8	94-3124	Screw - Cap Hex. Hd.	2
9	94-3178	Strainer	1
10	77-3470	Screw	1
11	77-3490	Screw	1
12	94-3177	Plug	2
13	76-5170	Chain - Pump Drive	1



T-2143-1

COLLECTOR ASSEMBLY

Ref. No.	Part No.	Description	No. Used	Ref. No.	Part No.	Description	No. Used
1	94-3131	Screw	3	7	94-3212	Plug	2
2	94-3208	Stub - Outlet	1	8	94-3213	Screw	1
3	94-3205	Box - Outlet	1	9	94-3206	Gasket	1
4	94-3207	Ring	1	10	94-3210	Gasket	1
5	94-3214	Screw	1	11	94-3209	Thermostat	1
6	94-3211	Temp Sending Unit	1				

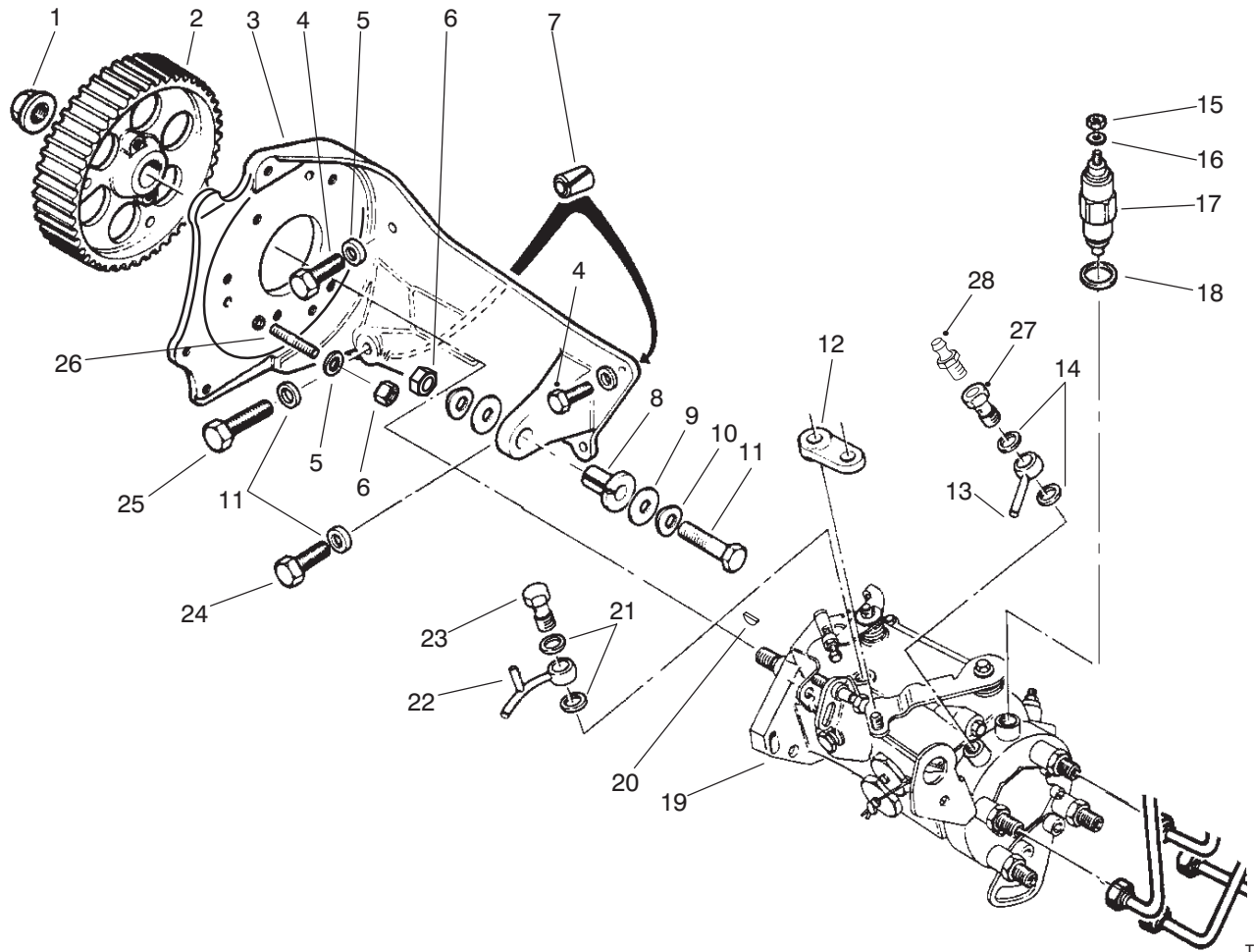


T-2144-1

WATER PUMP ASSEMBLY

Ref. No.	Part No.	Description	No. Used
3	94-3197	O-Ring	1
4	94-3195	Gasket - Pump, Water	1
5	94-3194	Cover - Pump, Water (Incl. Ref. #4)	1

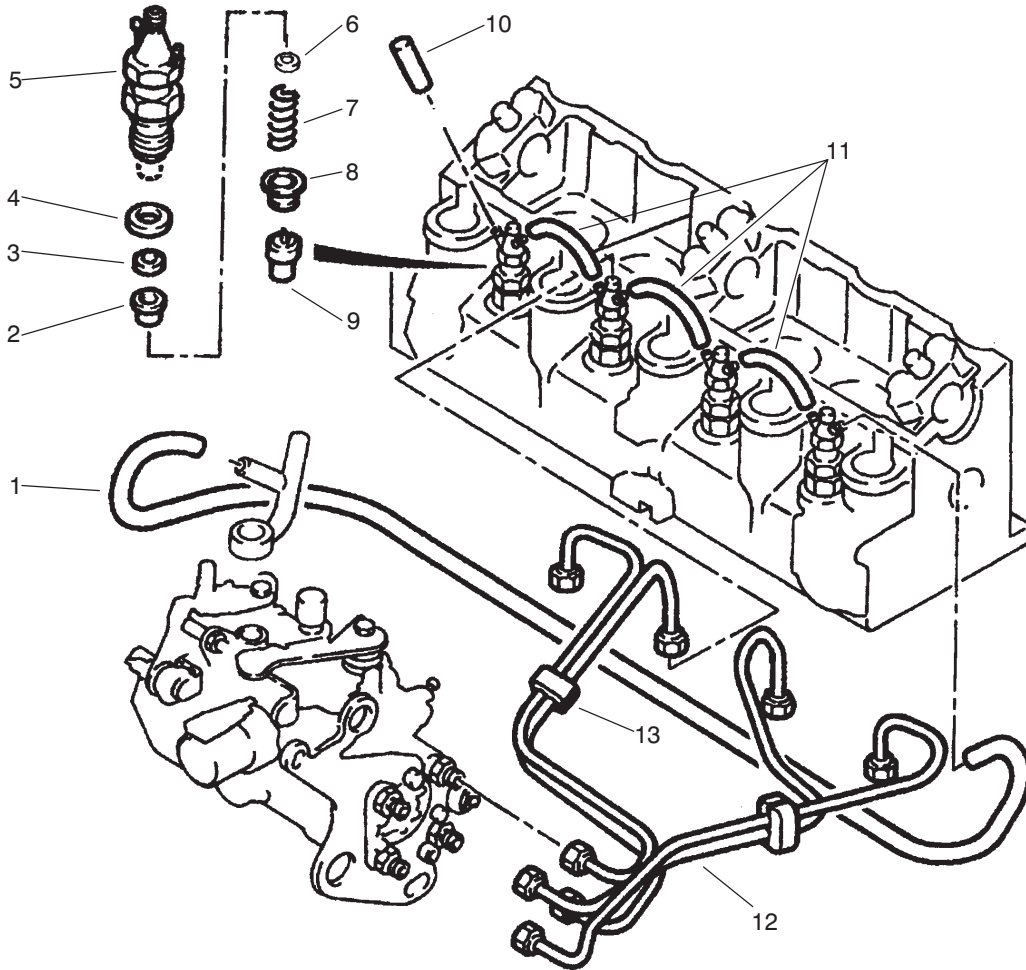
Ref. No.	Part No.	Description	No. Used
6	76-5500	Screw	5
7	94-3196	Inlet - Water	1
8	94-3198	Screw	2



T-2146-2

FUEL INJECTION PUMP ASSEMBLY

Ref. No.	Part No.	Description	No. Used	Ref. No.	Part No.	Description	No. Used
1	76-4950	Nut	1	15	94-3251	Nut	1
2	76-4940	Gear - Pump, Injection	1	16	74-8710	Washer	1
3	94-3220	Bracket	1	17	93-5856	Valve - Solenoid	1
4	94-3225	Screw	2	18	94-3274	O-Ring	1
5	76-4930	Washer	3	19	94-3219	Pump - Injection	1
6	94-3165	Nut	4	20	94-3222	Key	1
7	74-8610	Pin	2	21	74-8870	Gasket	2
8	74-8630	Bushing - Flange	1	22	94-3249	Tube - Outlet	1
9	94-3224	Washer - Flat	2	23	94-3250	Screw - Connection	1
10	94-3164	Washer - Spring	6	24	94-3161	Screw	1
11	94-3221	Screw	1	25	94-3223	Screw	1
12	74-8650	Journal	1	26	76-4910	Stud	3
13	74-8690	Union - Inlet	1	27	94-9969	Screw - Connection	1
14	74-8680	Gasket	2	28	93-5835	Screw - Purge	1



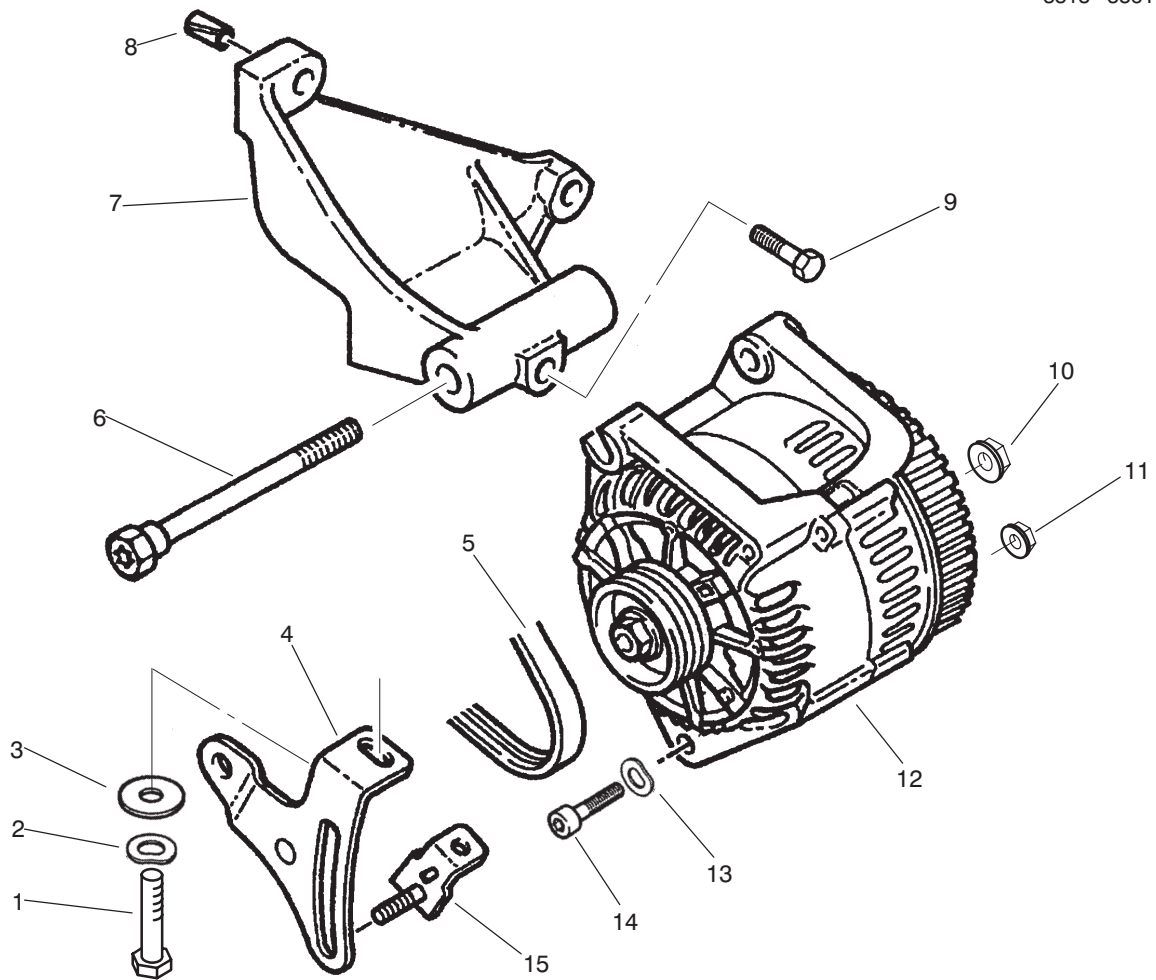
T-2145-1

FUEL INJECTOR ASSEMBLY

Ref. No.	Part No.	Description	No. Used
1	94-3230	Hose	1
2	76-5540	Plug	4
3	76-5530	Gasket - Injector	4
4	94-3226	Gasket - Injector	4
5	76-5520	Holder - Injector	4
6	94-3232	Washer - 0.79 mm	4
*	94-3233	Washer - 0.82 mm	4
*	94-3234	Washer - 0.85 mm	4
*	94-3235	Washer - 0.88 mm	4
*	94-3236	Washer - 0.91 mm	4
*	94-3237	Washer - 0.94 mm	4
*	94-3238	Washer - 0.97 mm	4
*	94-3239	Washer - 1.00 mm	4
*	94-3240	Washer - 1.03 mm	4
*	94-3241	Washer - 1.06 mm	4

Ref. No.	Part No.	Description	No. Used
6	94-3242	Washer - 1.30 mm	4
*	94-3243	Washer - 1.33 mm	4
*	94-3244	Washer - 1.36 mm	4
*	94-3245	Washer - 1.39 mm	4
*	94-3246	Washer - 1.42 mm	4
*	94-3247	Washer - 1.45 mm	4
*	94-3248	Washer - 1.48 mm	4
7	94-3228	Spring	4
8	94-3227	Spacer	4
9	76-5600	Injector	4
10	74-8770	Plug	1
11	94-3229	Union	3
12	74-8750	Pipe	1
13	94-3231	Bracket	2

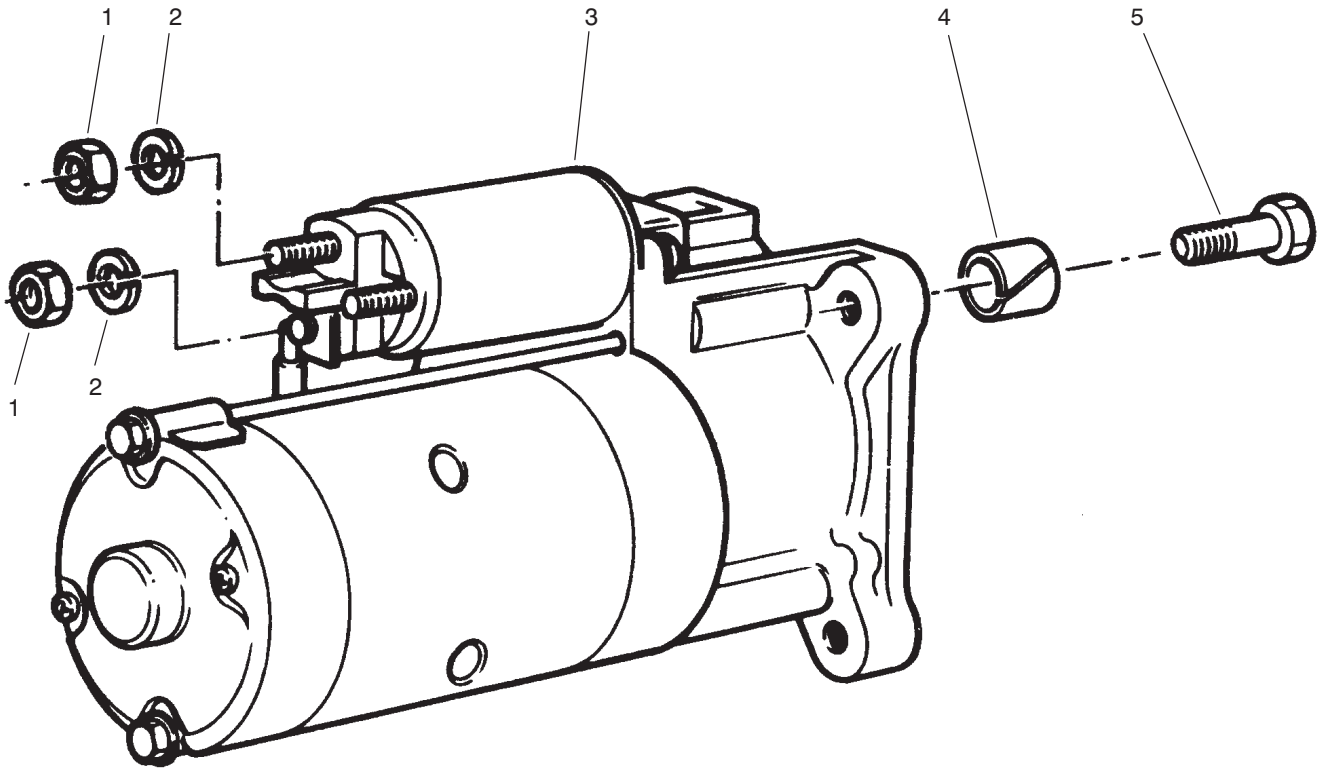
*Not Illustrated



T-2147-1

ALTERNATOR ASSEMBLY

Ref. No.	Part No.	Description	No. Used	Ref. No.	Part No.	Description	No. Used
1	76-5060	Screw	1	9	76-5000	Screw	1
2	76-5010	Washer - Spring	1	10	94-3262	Nut	1
3	94-3260	Washer - Flat	1	11	94-3261	Nut	1
4	94-3255	Slide	1	12	94-3252	Alternator	1
5	94-3256	Belt	1	13	94-3257	Washer - Spring	1
6	94-3254	Screw	1	14	94-3258	Screw	1
7	94-3253	Bracket	1	15	76-4990	Bracket	1
8	74-8610	Pin	2				



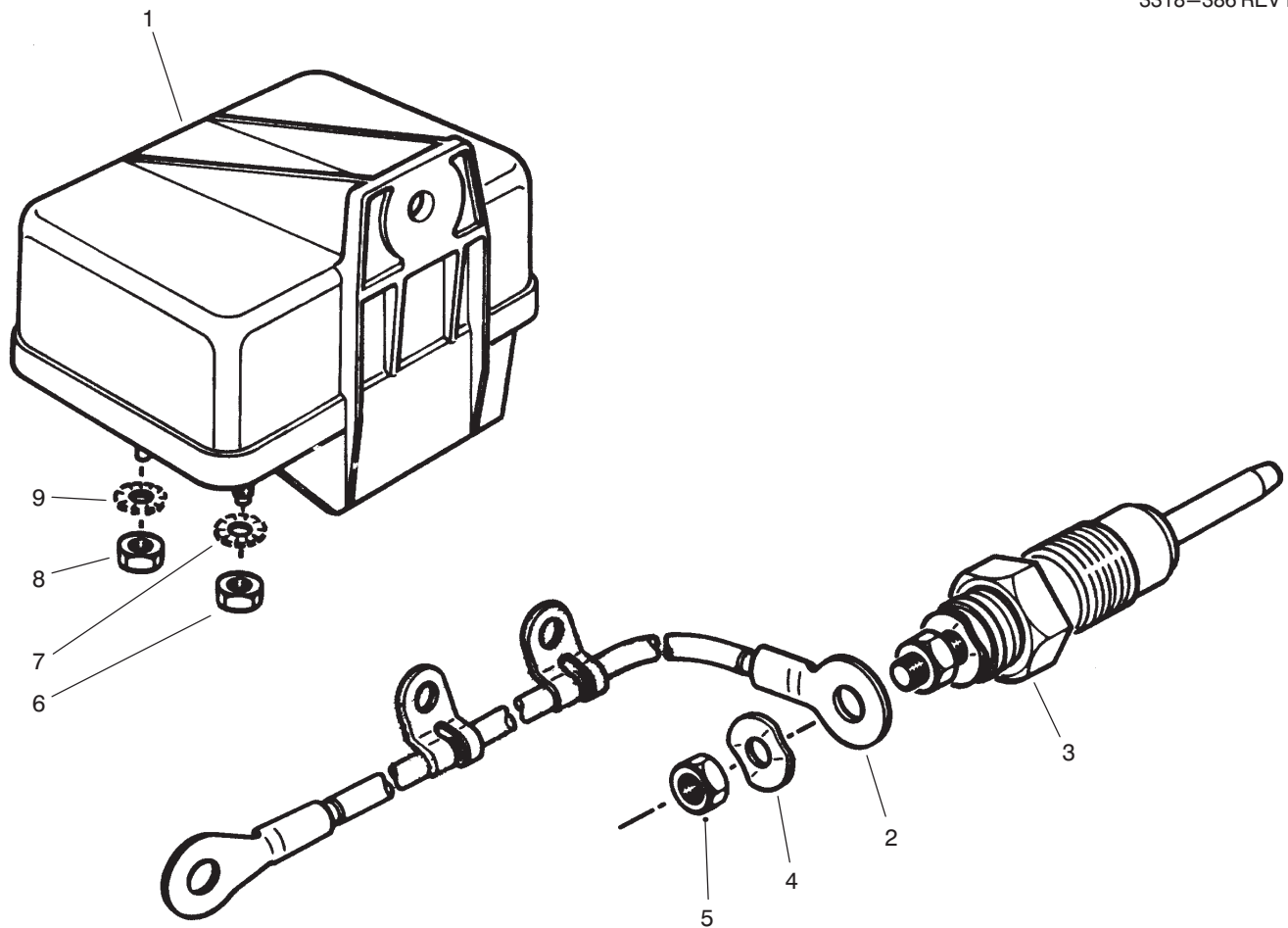
T-0968-1

STARTER ASSEMBLY

Ref. No.	Part No.	Description	No. Used
1	46-0330	Nut-Hex	2
2	76-5570	Washer-Lock	2
3	94-3263	Starter	1

Ref. No.	Part No.	Description	No. Used
4	76-5590	Sleeve - Spring	1
5	48-7810	Screw-Mounting	3
*	94-3275	Solenoid - Starter	1

*Not Illustrated

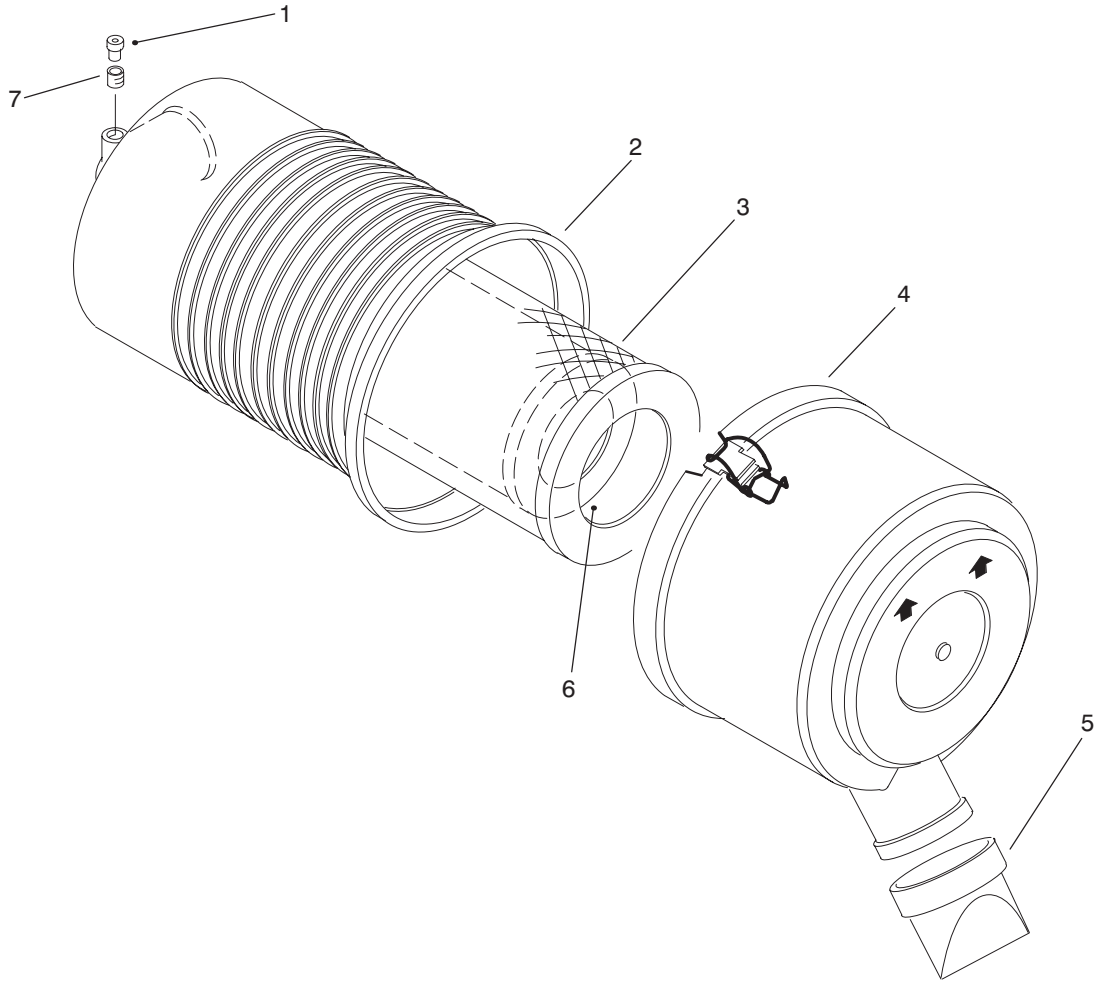


T-0972-1

GLOW PLUG & GLOW RELAY

Ref. No.	Part No.	Description	No. Used
1	76-5260	Relay - Glow Plug	1
2	94-3265	Cable - Glow Plug	4
3	94-3264	Plug - Glow	4
4	76-5290	Washer - Spring	4
5	94-3266	Nut - Hex.	4

Ref. No.	Part No.	Description	No. Used
6	94-3267	Nut - Lock	1
7	76-5310	Washer - E.T.L.W.	1
8	94-3251	Nut - Lock	1
9	74-8710	Washer - E.T.L.W.	1

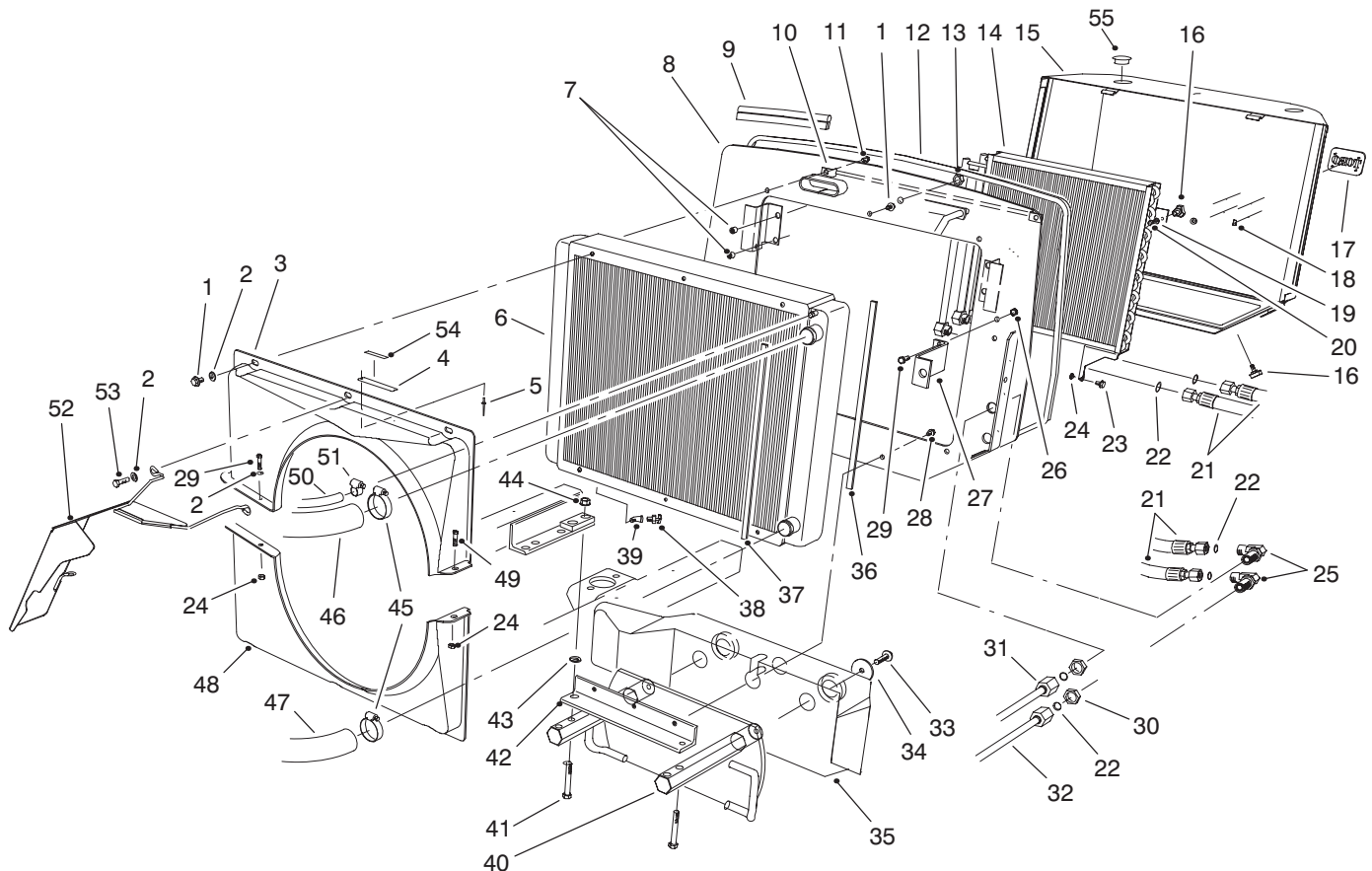


T-2076-1

AIR CLEANER ASSEMBLY NO. 93-7485

Ref. No.	Part No.	Description	No. Used
1	93-9164	Indicator	1
2		Asm. - Body	1
3	94-1412	Filter - Primary	1
4		Asm. - Cover	1

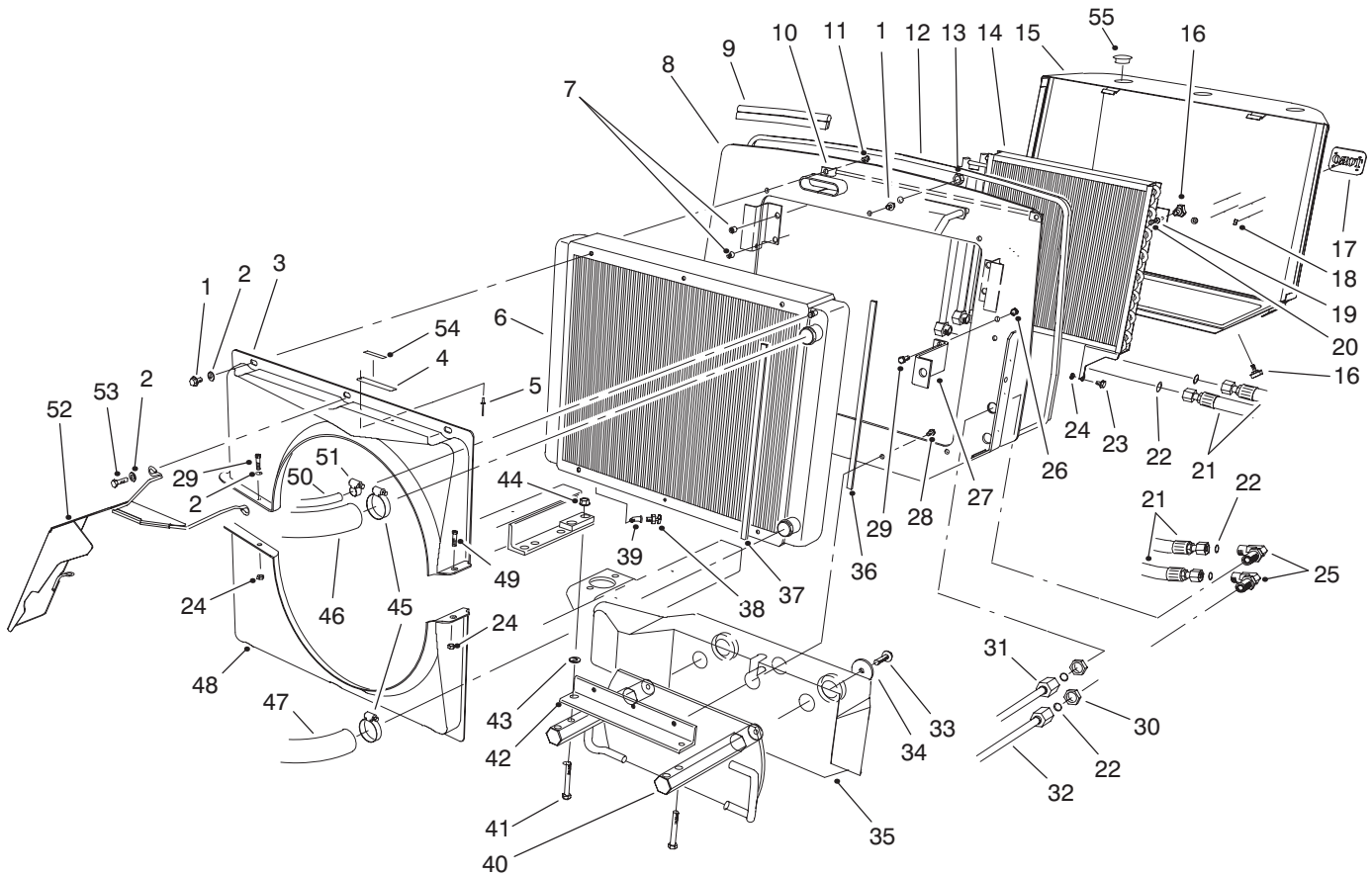
Ref. No.	Part No.	Description	No. Used
5	94-1414	Valve - Vacuator	1
6	94-1413	Filter - Safety	1
7	94-1416	Asm. - Adaptor	1



T-1518-3

RADIATOR ASSEMBLY

Ref. No.	Part No.	Description	No. Used	Ref. No.	Part No.	Description	No. Used
1	3234-30	Screw - Hex. Flange Hd. (US)	10	22	237-65	O-Ring	6
		(Europe)	8	23	37-8771	Screw - Hex. Washer Hd.	2
2	3256-23	Washer - Flat (US)	6	24	3296-47	Nut - Lock	5
		(Europe)	7	25	340-72	Fitting - Hydraulic 90° (Incl. Ref. #18)	2
3	74-4980	Shroud - Fan Upper	1	26	32128-20	Nut - Lock Flange	2
4	76-8750	Plate - Caution	1	27	93-7244	Bracket - Support	1
5	3290-271	Rivet - Pop	2	28	3234-11	Screw - Hex. Washer Hd.	5
6	74-3410	Radiator	1	29	322-4	Screw - Cap Hex. Hd. (US)	2
7	32148-10	Insert - Threaded	4			(Europe)	3
8	93-7799	Radiator Mount Assembly (Incl. Ref. #7)	1	30	340-74	Nut - Bulkhead	2
			1	31	74-6400	Assembly - Tube	1
9	94-5616	Seal - Hood	1	32	94-5605	Tube Assembly - Oil Cooler	1
10	94-5621	Bracket Assembly - Screen	1	33	325-34	Screw - Hex. Flange Hd.	2
11	3234-14	Screw - Hex. Hd. Flange	2	34	88-1360	Washer	2
12	94-5622	Seal Strip - Screen	1	35	92-9711	Weight - Rear	1
13	3296-23	Nut - Hex. Lock	2	36	76-6381	Seal - Strip	2
14	82-3740	Oil Cooler Assembly	1	37	76-6382	Seal - Strip	2
15	94-5612	Screen Assembly	1	38	304-46	Drain Cock	1
16	77-3620	Retainer - Cover	4	39	2811-1	Fitting - 45° Elbow	1
17	93-6028	Plate - Logo, TORO	1	40	92-7781	Weight - Rear	1
18	94-2638	Nut - Tinnerman	4	41	325-35	Screw - Cap Hex. Hd.	2
19	3256-3	Washer - Flat	2	42	74-5460	Angle Radiator Support	1
20	32151-72	Retainer - Push-On	2	43	3256-26	Washer - Flat	2
21	94-8010	Hose - Hydraulic	2	44	32128-49	Nut - Hex. Flange	2

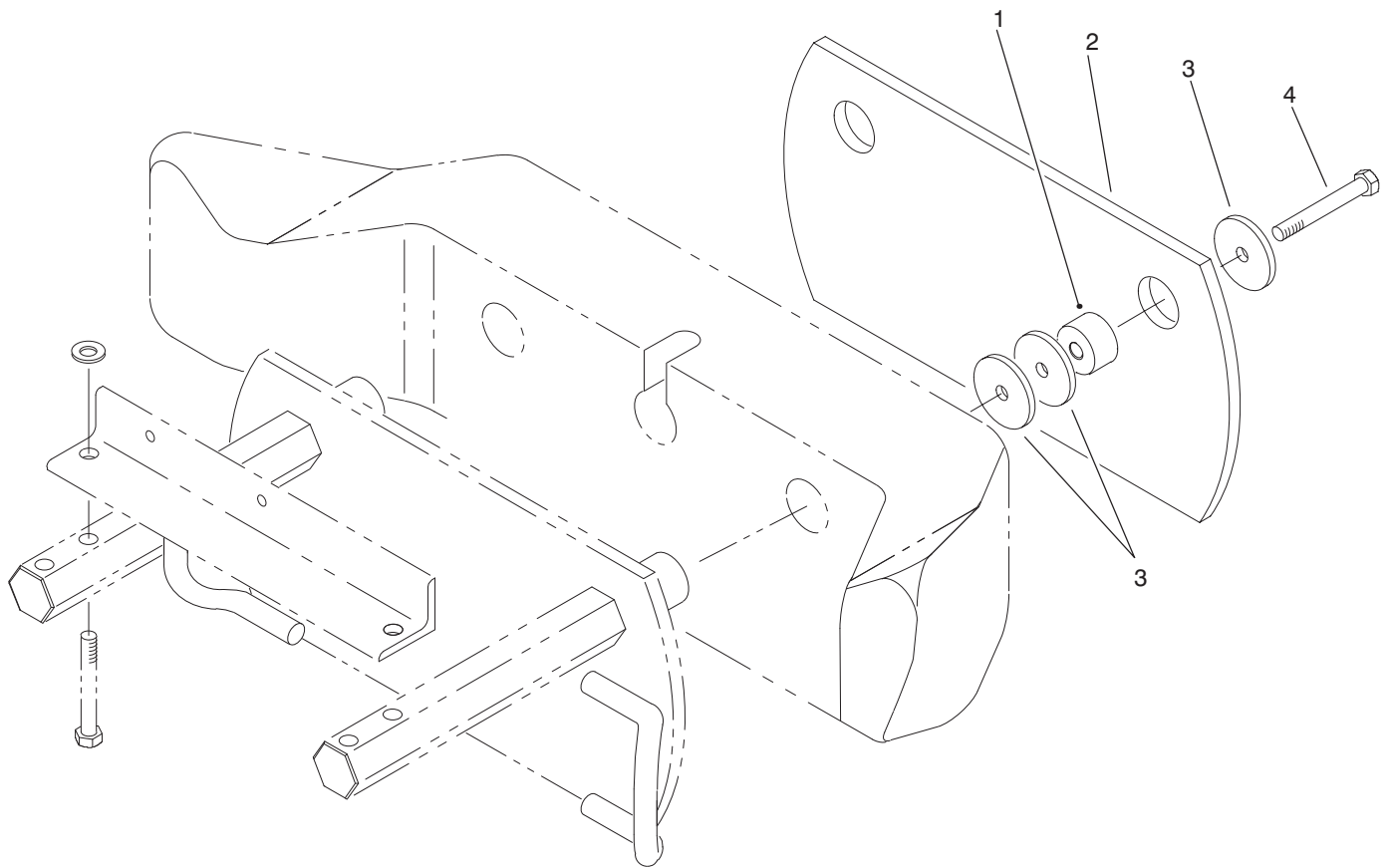


T-1518-3

RADIATOR ASSEMBLY (Continued)

Ref. No.	Part No.	Description	No. Used
45	2412-3	Clamp - Hose	2
46	94-1418	Hose - Radiator, Upper	1
47	74-6020	Hose - Radiator, Lower	1
48	74-4990	Shroud - Fan, Bottom	1
49	322-3	Screw - Cap Hex. Hd. (US)	3
		(Europe)	2

Ref. No.	Part No.	Description	No. Used
50	94-5625	Hose - Radiator, Overflow	1
51	2412-36	Clamp - Hose	1
52	94-5635	Guard - Fan (Europe)	1
53	3234-5	Screw - Hex. Flange Hd. (Europe)	2
54	93-6681	Decal - Warning (Europe)	1
55	2410-64	Plug - Hole	3

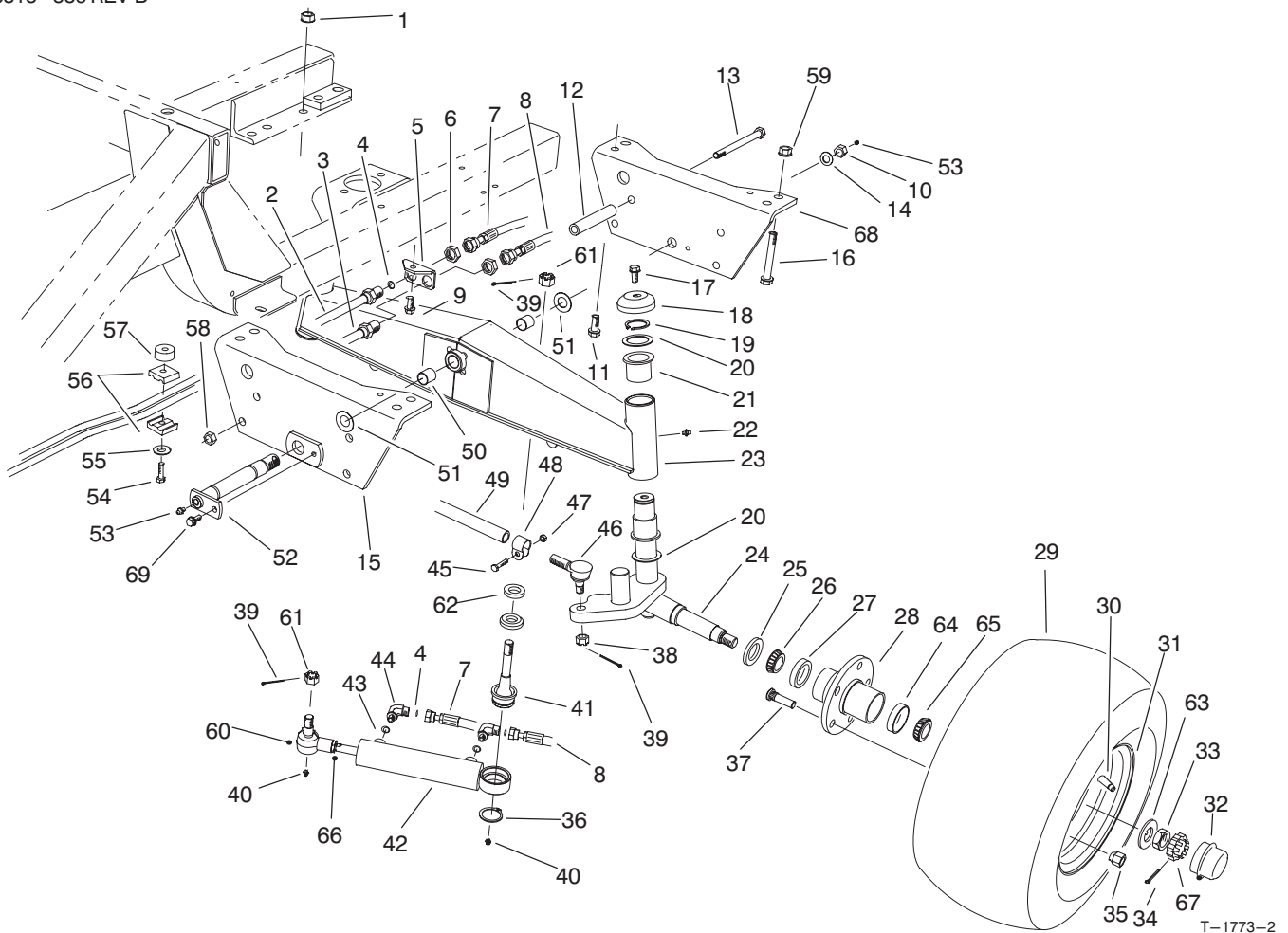


T-1946-1

ADDITIONAL WEIGHT ASSEMBLY

Ref. No.	Part No.	Description	No. Used
1	84-1570	Spacer	2
2	88-1220	Plate	2

Ref. No.	Part No.	Description	No. Used
3	88-1360	Washer - Rear Weight	6
4	325-18	Screw - Cap Hex. Hd.	2

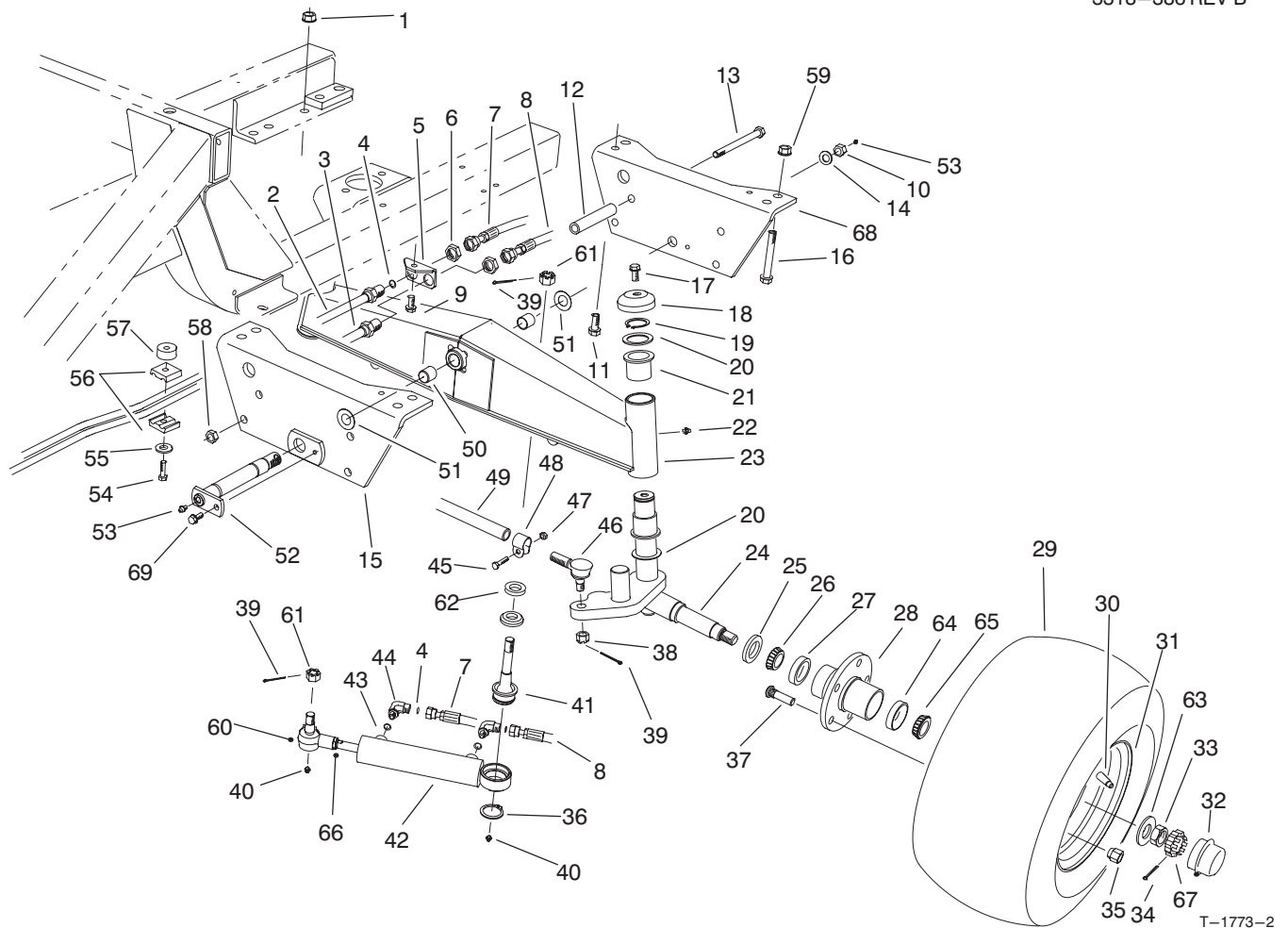


REAR AXLE ASSEMBLY (Model No. 30450)

Ref. No.	Part No.	Description	No. Used
1	32128-23	Nut - Flange Lock	6
2	86-5780	Tube - Hydraulic L.H. (Incl. Ref. #4)	1
3	86-5790	Tube - Hydraulic R.H. (Incl. Ref. #4)	1
4	237-22	Seal - O-Ring	4
5	74-6450	Bracket - Bulkhead	1
6	340-70	Nut - Bulkhead	2
7	86-3130	Hose - Hydraulic Rod End	1
8	86-3120	Hose - Hydraulic Cap End	1
9	32144-11	Screw - Hex. Flange Hd.	1
10	94-8000	Nut - Lock	1
11	3234-32	Screw - Hex. Flange Hd.	6
12	76-8350	Stop - Axle	2
13	325-20	Screw - Cap Hex. Hd.	2
14	3256-29	Washer - Flat	1
15	93-7241	Plate - Axle Pivot Front	1
16	325-35	Screw - Cap Hex. Hd.	2
17	3234-12	Screw - Cap Hex. Hd.	2
18	69-8890	Cap - Spindle	2
19	32151-10	Ring - Retaining	2
20	62-2170	Washer - Thrust	4
21	69-6470	Bushing - Flange	4
22	302-11	Fitting - Grease	2
23	94-5607	Rear Axle Assembly (Incl. Ref. #21-22 & 50)	1

Ref. No.	Part No.	Description	No. Used
24	92-9725	Spindle - L.H.	1
*	92-9724	Spindle - R.H.	1
25	69-2980	Seal - Inner	2
26	254-106	Cone - Bearing	2
27	254-107	Cup - Bearing	2
28	92-9651	Hub - Wheel (Incl. Ref. #27, 37, & 64)	2
29	86-5910	Tire	2
30	232-27	Stem - Valve	2
31	217-125	Rim	2
32	69-2970	Cap - Hub	2
33	3220-7	Nut - Jam	2
34	3272-13	Pin - Cotter	2
35	242-50	Nut - Lug	10
36	32151-104	Ring - Retaining	1
37	92-9652	Stud - Drive	10
38	32136-13	Nut - Slotted	2
39	3272-12	Pin - Cotter	4
40	302-5	Fitting - Grease	2
41	92-5839	Ball Joint	1
42	92-6585	Hydraulic Cylinder Assy.	1
43	237-78	Seal - O-Ring	2
44	340-97	Fitting - Hydraulic 90° (Incl. Ref. #4 & 43)	2
45	3210-5	Screw - Cap Hex. Hd.	2

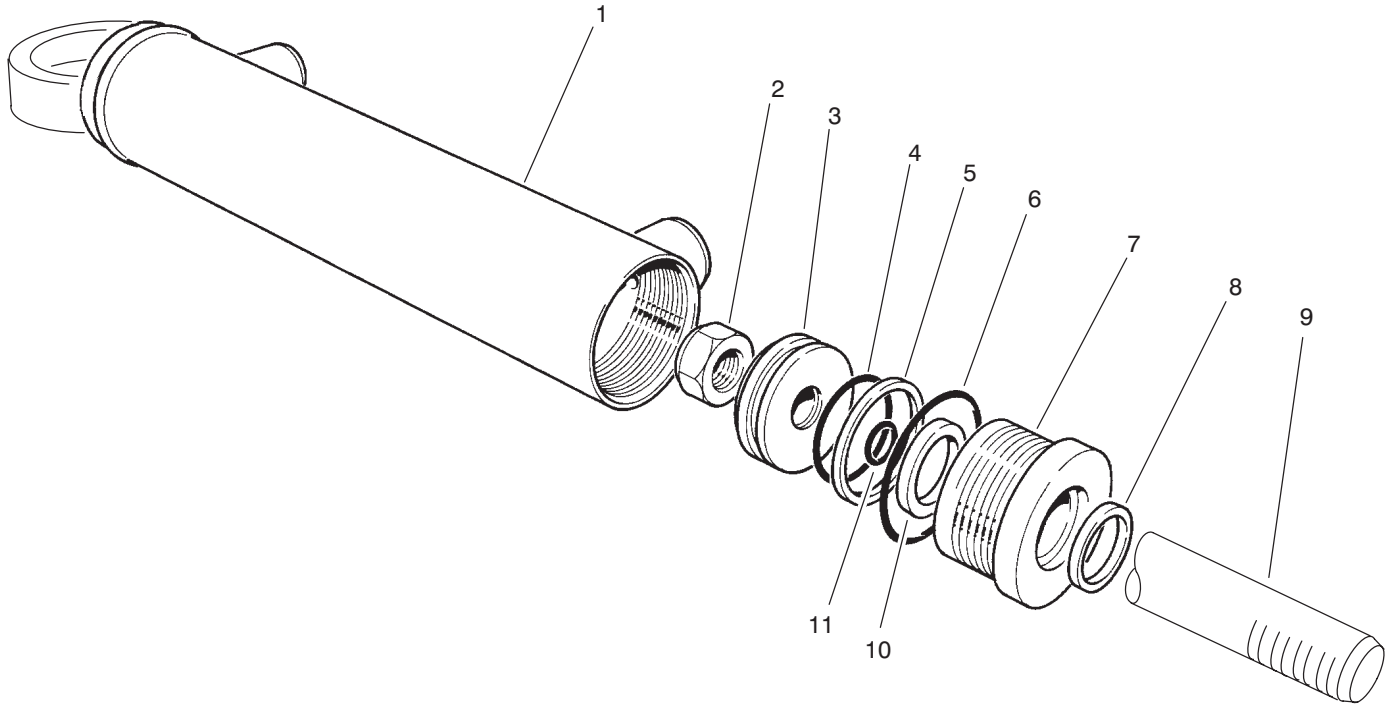
*Not Illustrated



REAR AXLE ASSEMBLY (Model No. 30450) (Continued)

Ref. No.	Part No.	Description	No. Used	Ref. No.	Part No.	Description	No. Used
46	2411-46	Joint - Ball L.H. (Incl. Ref. #38)	1	57	80-8660	Spacer	1
*	2411-45	Joint - Ball R.H. (Incl. Ref. #38)	1	58	3296-45	Nut - Lock	2
47	32152-5	Nut - Lock	2	59	32128-49	Nut - Lock	2
48	2412-122	Clamp Assembly (Incl. Ref. #45 & 47)	2	60	92-5837	Assembly - Rod End	1
49	2412-123	Tie Rod Assembly (Incl. Ref. #45, & 47-48)	1	61	32136-14	Nut - Hex. Slotted Hd.	2
50	94-5603	Bushing - Sleeve	2	62	92-5833	Spacer - Ball Joint	1
51	93-7247	Washer - Thrust	2	63	93-0309	Washer - Tab	2
52	93-7249	Pin - Axle Pivot	1	64	254-72	Cup - Bearing	2
53	302-2	Fitting - Grease	2	65	254-92	Cone - Bearing	2
54	32104-37	Screw - Cap Hex. Hd.	1	66	3220-11	Nut - Jam	1
55	3256-71	Washer - Flat	1	67	93-0307	Nut - Retainer, Lock	2
56	56-7973	Clamp - Tube	2	68	93-7240	Plate - Axle Pivot Rear	1
				69	32144-41	Screw - Hex. Flange Hd.	1
				*	74-5940	Assembly - Tie Rod (Incl. Ref. #39, & 45-49)	1

*Not Illustrated



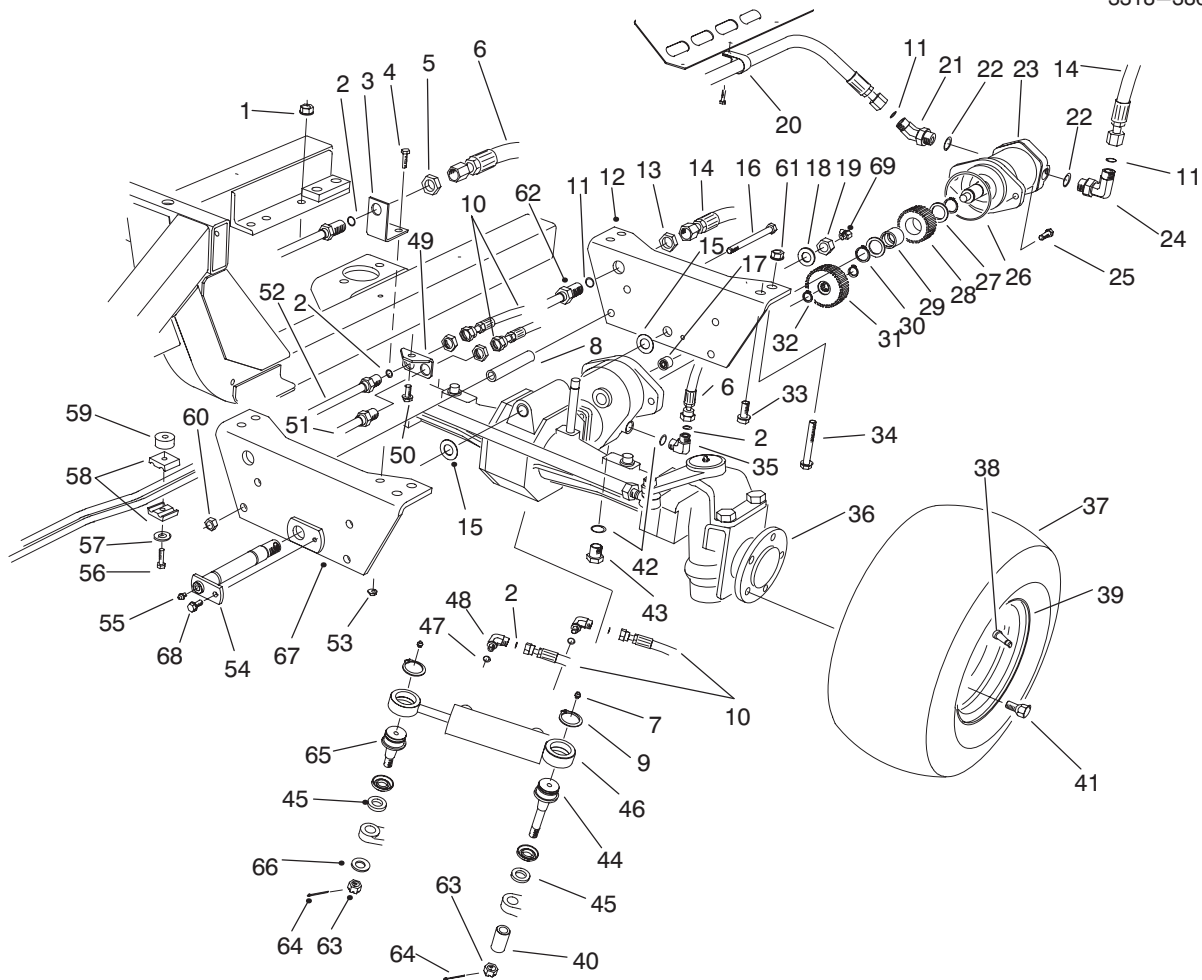
T-1775-1

HYDRAULIC CYLINDER NO. 92-6585 (Model No. 30450)

Ref. No.	Part No.	Description	No. Used
1	92-6590	Butt & Tube Assy.	1
2	66-1930	Nut-Lock	1
3	88-3670	Piston	1
4		O-Ring	1
5		Seal-Teflon	1
6		O-Ring	1
7	92-6592	Gland	1

Ref. No.	Part No.	Description	No. Used
8		Wiper	1
9	92-6591	Rod-Piston	1
10		U-Cup	1
11		O-Ring	1
*	92-6594	Seal Kit (Incl. Ref. #4-6, 8, 10 & 11)	1

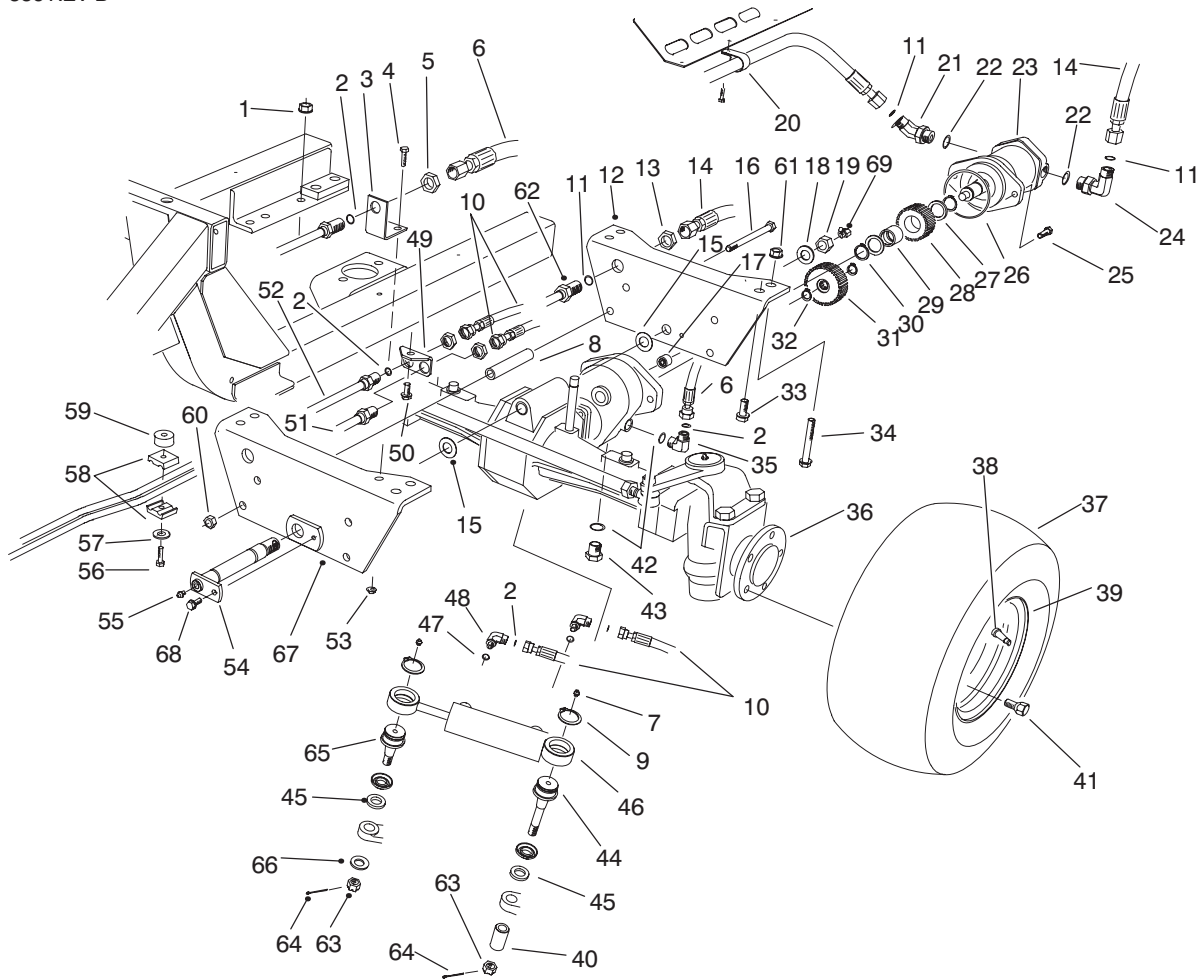
*Not Illustrated



T-1774-3

REAR AXLE ASSEMBLY (Model No. 30455 Serial No. 60300-60351 & 60428-Up)

Ref. No.	Part No.	Description	No. Used	Ref. No.	Part No.	Description	No. Used
1	32128-23	Nut - Flange Lock	6	24	340-139	Fitting - Hydraulic 90° (Incl. Ref. #11 & 22)	1
2	237-22	Seal - O-Ring	6	25	325-4	Screw - Cap Hex. Hd.	2
3	76-9290	Bracket - Bulkhead	1	26	237-166	O-Ring	1
4	3234-4	Screw - Cap Hex. Hd.	1	27	71-4590	Washer - Thrust	2
5	340-70	Nut - Bulkhead	3	28	92-5825	Gear - Motor	1
6	86-3140	Hose - Hydraulic	1	29	71-4580	Roller - Clutch	1
7	302-5	Fitting - Grease	2	30	32151-96	Ring - Retaining	2
8	76-8350	Stop - Axle	2	31	92-5826	Gear - Axle	1
9	32151-104	Ring - Retaining	2	32	32120-15	Ring - Retaining	2
10	76-9590	Hose - Hydraulic	2	33	3234-32	Screw - Hex. Flange Hd.	6
11	237-65	O-Ring	9	34	325-35	Screw - Cap Hex. Hd.	2
12	93-7240	Plate - Axle Pivot Rear	1	35	340-77	Fitting - Hydraulic	1
13	340-74	Nut - Bulkhead	1	36	93-7780	Axle - 4wd	1
14	86-2730	Hose - Hydraulic	1	37	86-5910	Tire	2
15	93-7247	Washer - Thrust	2	38	217-125	Rim	2
16	325-20	Screw - Cap Hex. Hd.	2	39	232-27	Stem - Valve	2
17	74-5700	Bearing - Needle	1	40	92-5844	Spacer - Ball Joint	1
18	3256-29	Washer - Flat	1	41	74-5500	Bolt - Wheel	10
19	94-8000	Nut - Lock	1	42	237-42	O-Ring	2
20	2412-74	Clamp - R	1	43	353-508	Plug	1
21	340-156	Fitting - Hydraulic 45° (Incl. Ref. #11 & 22)	1	44	92-5839	Ball Joint	1
22	237-81	O-Ring	2	45	92-5833	Spacer - Ball Joint	2
23	76-6580	Motor - Hydraulic	1	46	92-6584	Cylinder - Hydraulic	1
				47	237-78	O-Ring	2

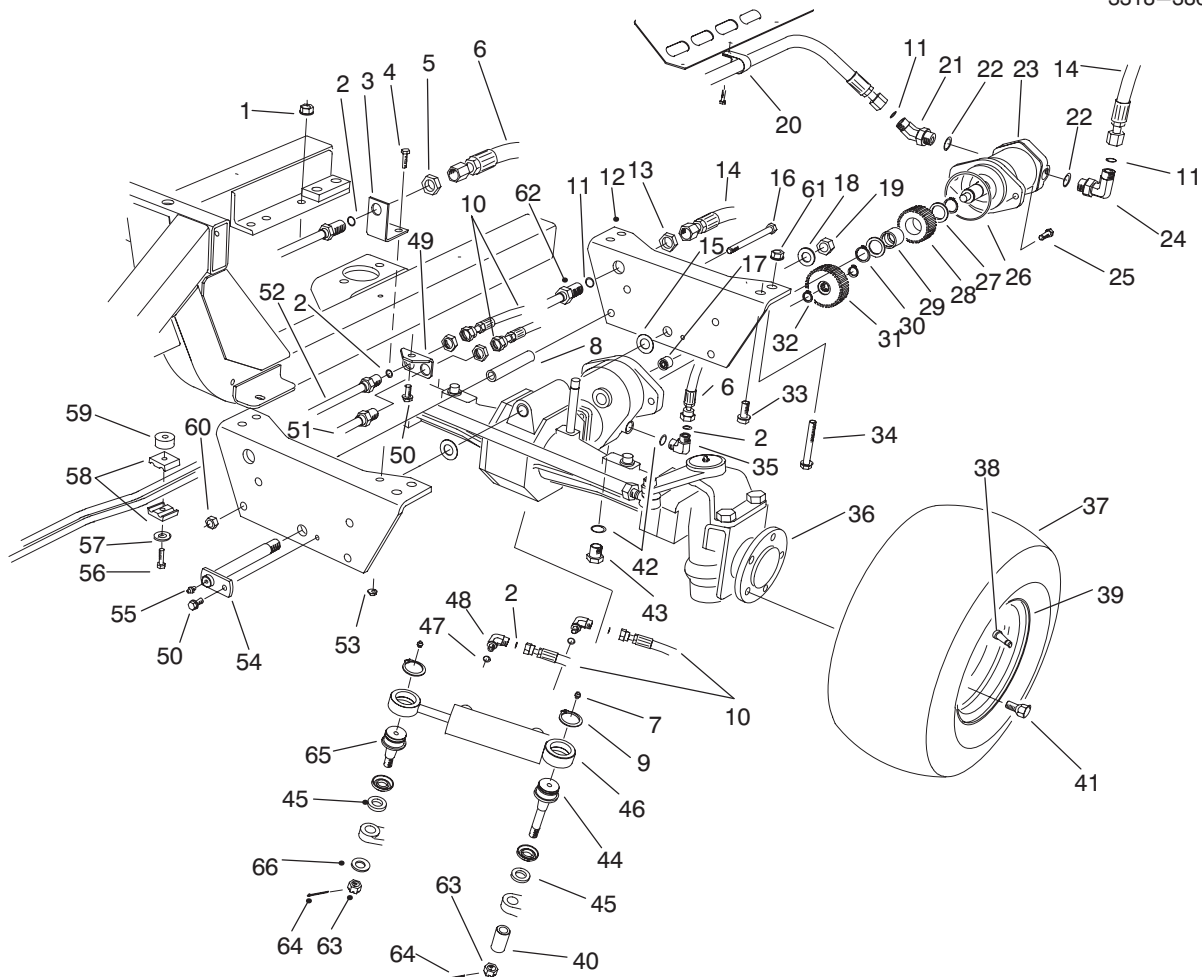


T-1774-3

REAR AXLE ASSEMBLY (Model No. 30455 Serial No. 60300-60351 & 60428-Up) (Continued)

Ref. No.	Part No.	Description	No. Used
48	340-97	Fitting - Hydraulic 90° (Incl. Ref. #2 & 47)	2
49	74-6450	Bracket - Bulkhead	1
50	32144-11	Screw - Hex. Washer Hd.	1
51	86-5790	Tube Assembly LH Rear	1
52	86-5780	Tube Assembly RH Rear	1
53	32128-33	Nut - Flange, Lock	1
54	93-7249	Pin - Axle Pivot	1
55	302-2	Fitting - Grease	1
56	32104-37	Screw - Cap Hex. Hd.	1
57	3256-71	Washer - Flat	1
58	56-7973	Clamp - Hose	2

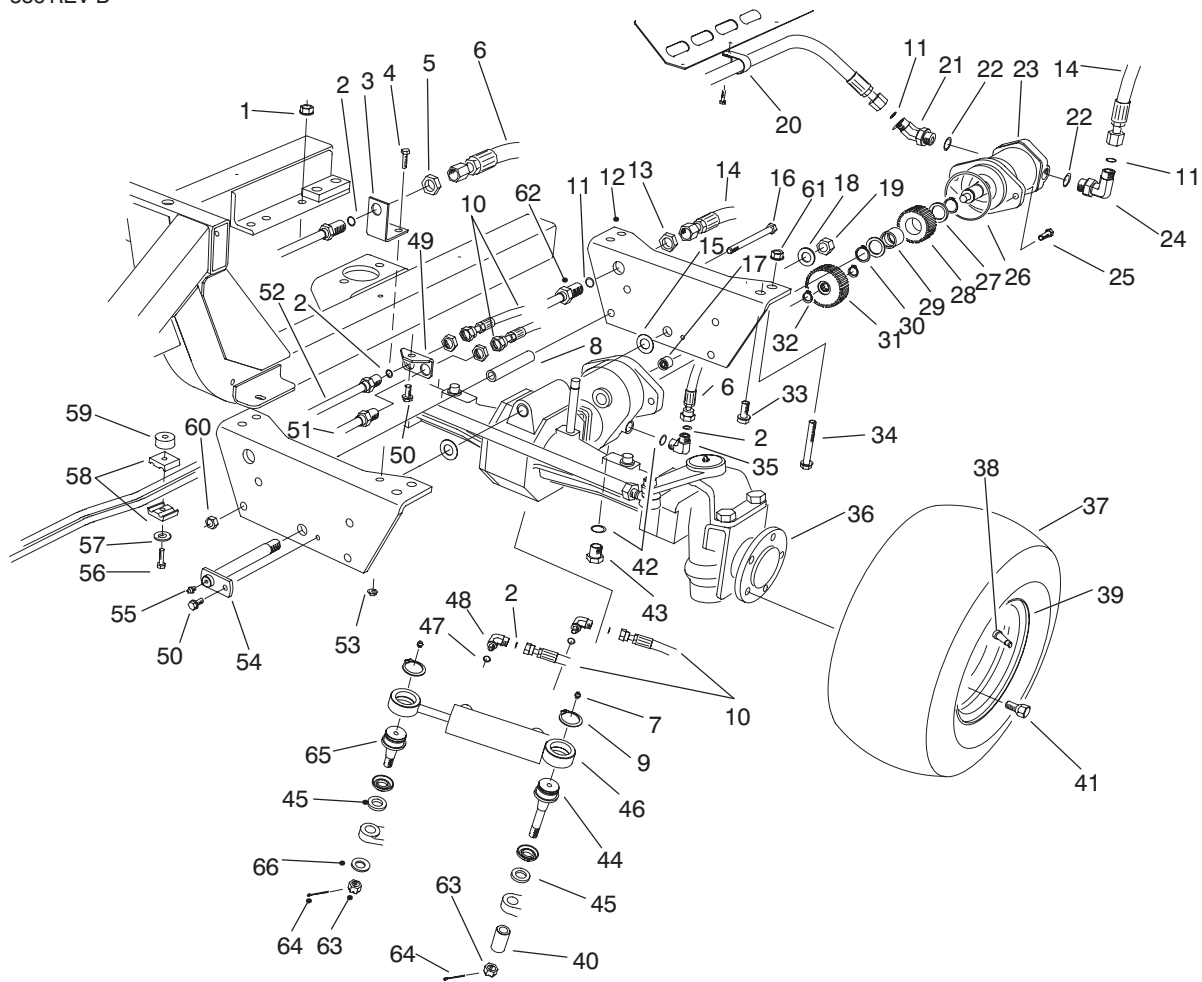
Ref. No.	Part No.	Description	No. Used
59	80-8660	Spacer	1
60	3296-45	Nut - Lock	2
61	32128-49	Nut - Lock	2
62	86-2770	Assembly - Tube	1
63	32136-14	Nut - Hex. Slotted Hd.	2
64	3272-12	Pin - Cotter	2
65	92-5838	Ball Joint	1
66	92-5836	Washer - Axle	1
67	93-7241	Plate - Axle Pivot Front	1
68	32144-41	Screw - Hex. Flange Hd.	1
69	302-33	Fitting - Grease 90°	1



T-1774-1

REAR AXLE ASSEMBLY (Model No. 30455 Serial No. 60352-60427)

Ref. No.	Part No.	Description	No. Used	Ref. No.	Part No.	Description	No. Used
1	32128-23	Nut - Flange Lock	6	25	325-4	Screw - Cap Hex. Hd.	2
2	237-22	Seal - O-Ring	6	26	237-166	O-Ring	1
3	76-9290	Bracket - Bulkhead	1	27	71-4590	Washer - Thrust	2
4	3234-4	Screw - Cap Hex. Hd.	1	28	92-5825	Gear - Motor	1
5	340-70	Nut - Bulkhead	3	29	71-4580	Roller - Clutch	1
6	86-3140	Hose - Hydraulic	1	30	32151-96	Ring - Retaining	2
7	302-5	Fitting - Grease	2	31	92-5826	Gear - Axle	1
8	76-8350	Stop - Axle	2	32	32120-15	Ring - Retaining	2
9	32151-104	Ring - Retaining	2	33	3234-32	Screw - Hex. Flange Hd.	6
10	76-9590	Hose - Hydraulic	2	34	325-35	Screw - Cap Hex. Hd.	2
11	237-65	O-Ring	9	35	340-77	Fitting - Hydraulic	1
12	84-1170	Plate - Axle	2	36	74-5621	Axle - 4wd	1
13	340-74	Nut - Bulkhead	1	37	86-5910	Tire	2
14	86-2730	Hose - Hydraulic	1	38	217-125	Rim	2
15	76-6570	Washer - Thrust	2	39	232-27	Stem - Valve	2
16	325-20	Screw - Cap Hex. Hd.	2	40	92-5844	Spacer - Ball Joint	1
17	74-5700	Bearing - Needle	1	41	74-5500	Bolt - Wheel	10
18	3256-28	Washer - Flat	1	42	237-42	O-Ring	2
19	3296-51	Nut - Lock	1	43	353-508	Plug	1
20	2412-74	Clamp - R	1	44	92-5839	Ball Joint	1
21	340-156	O-Ring	1	45	92-5833	Spacer - Ball Joint	2
22	237-81	O-Ring	2	46	92-6584	Cylinder - Hydraulic	1
23	76-6580	Motor - Hydraulic	1	47	237-78	O-Ring	2
24	340-139	Fitting - Hydraulic 90° (Incl. Ref. #11 & 22)	1	48	340-97	Fitting - Hydraulic 90° (Incl. Ref. #2 & 47)	2

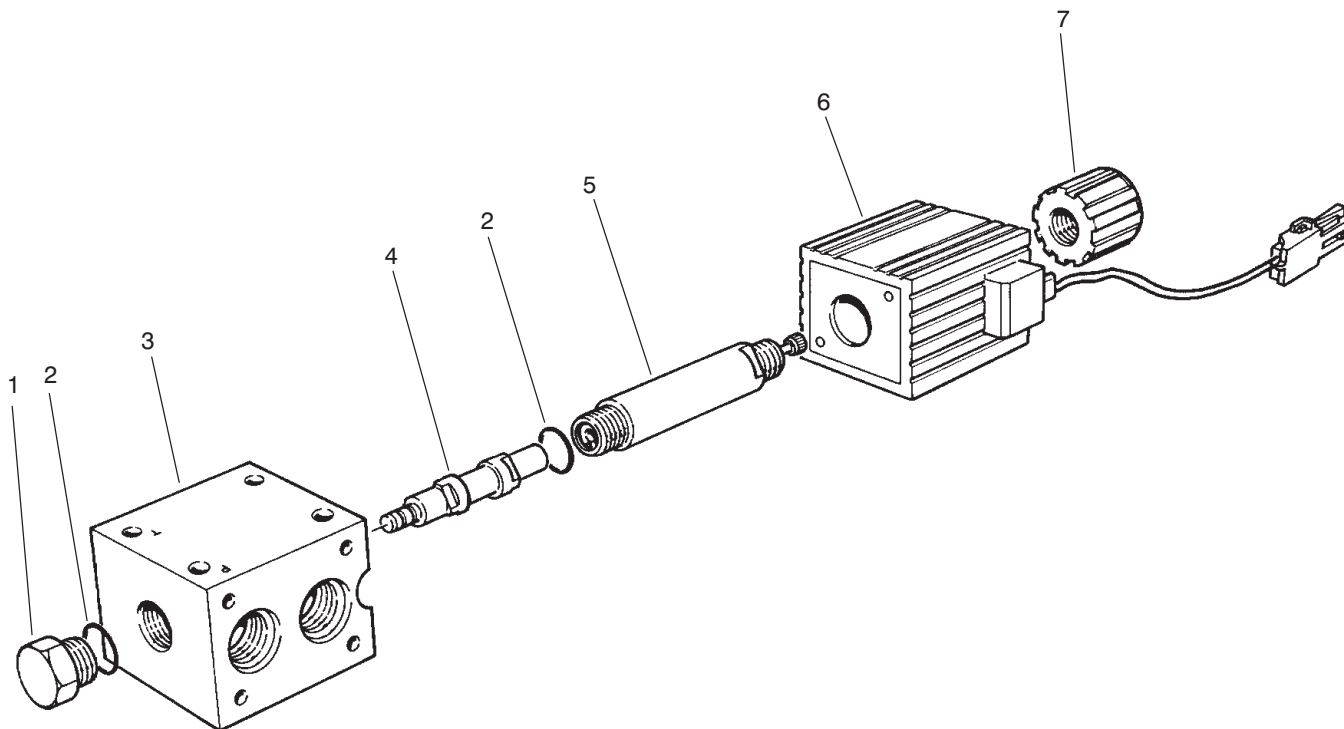


T-1774-1

REAR AXLE ASSEMBLY (Model No. 30455 Serial No. 60352-60427) (Continued)

Ref. No.	Part No.	Description	No. Used
49	74-6450	Bracket - Bulkhead	1
50	32144-11	Screw - Hex. Washer Hd.	2
51	86-5790	Tube Assembly LH Rear	1
52	86-5780	Tube Assembly RH Rear	1
53	32128-33	Nut - Flange, Lock	1
54	74-5250	Pin - Axle Pivot	1
55	302-2	Fitting - Grease	1
56	32104-37	Screw - Cap Hex. Hd.	1
57	3256-23	Washer - Flat	1

Ref. No.	Part No.	Description	No. Used
58	56-7973	Clamp - Hose	2
59	80-8660	Spacer	1
60	3296-45	Nut - Lock	2
61	32128-49	Nut - Lock	2
62	86-2770	Assembly - Tube	1
63	32136-14	Nut - Hex. Slotted Hd.	2
64	3272-12	Pin - Cotter	2
65	92-5838	Ball Joint	1
66	92-5836	Washer - Axle	1

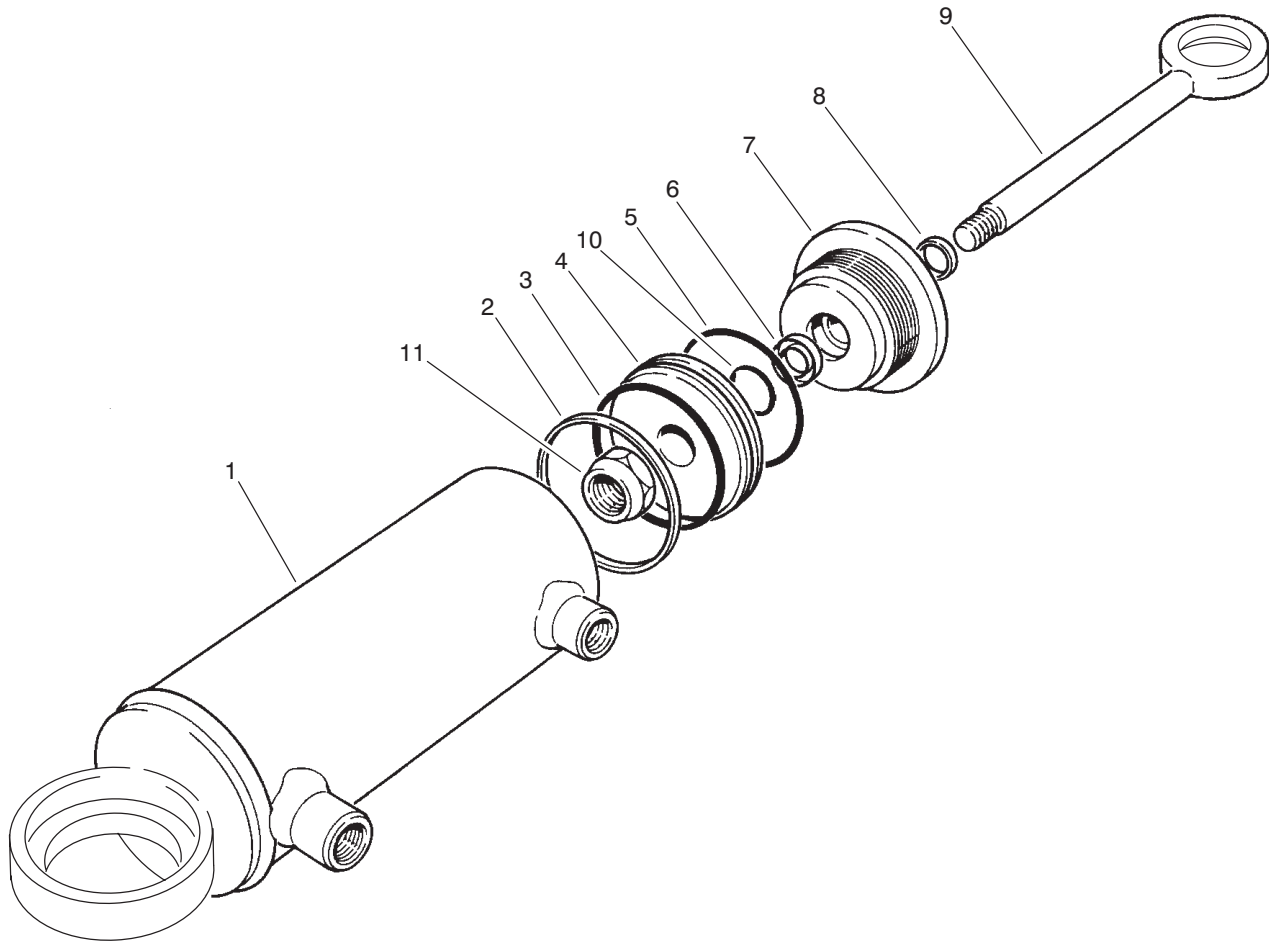


T-1126

SOLENOID VALVE ASSEMBLY NO. 76-9970 (Model No. 30455 Only)

Ref. No.	Part No.	Description	No. Used
1		Adapter Assembly (Incl. Ref. #2)	1
2	237-80	O-Ring	2
3		Valve - Directional	1
4		Spool	1

Ref. No.	Part No.	Description	No. Used
5		Tube Assembly (Incl. Ref. #2)	1
6	218-591	Coil Assembly	1
7	218-592	Nut - Coil	1



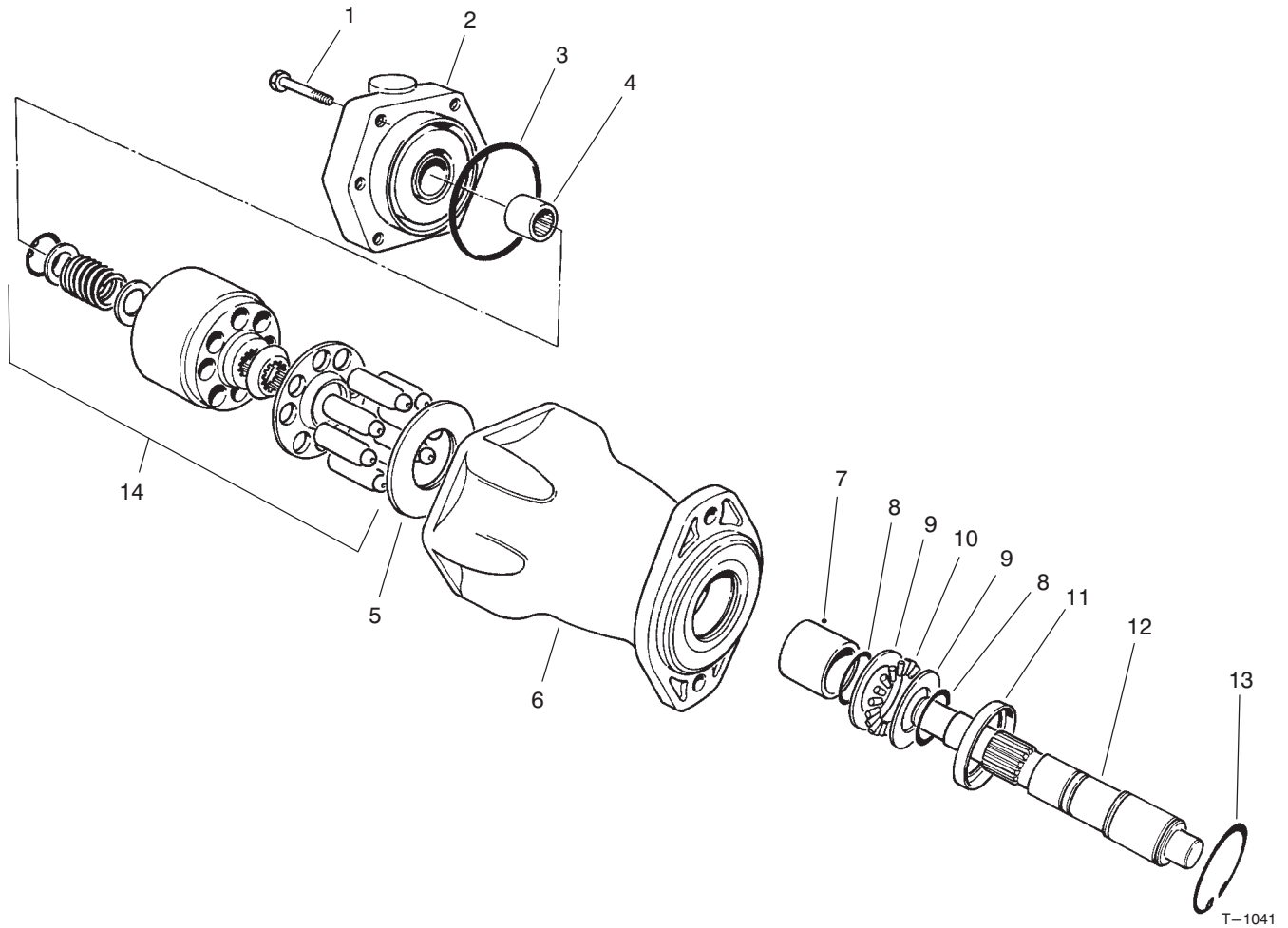
T-1776

HYDRAULIC CYLINDER NO. 92-6584 (Model No. 30455)

Ref. No.	Part No.	Description	No. Used
1	92-6586	Butt & Tube Assembly	1
2		Seal-Teflon	1
3		O-Ring	1
4	66-1940	Piston	1
5		O-Ring	1
6		U-Cup	1
7	92-6588	Gland	1

Ref. No.	Part No.	Description	No. Used
8		Wiper	1
9	92-6587	Piston Rod Assembly	1
10		O-Ring	1
11	66-1930	Nut-Lock	1
*	92-6593	Kit - Seal (Incl. Ref. #2, 3, 5, 6, 8, & 10)	1

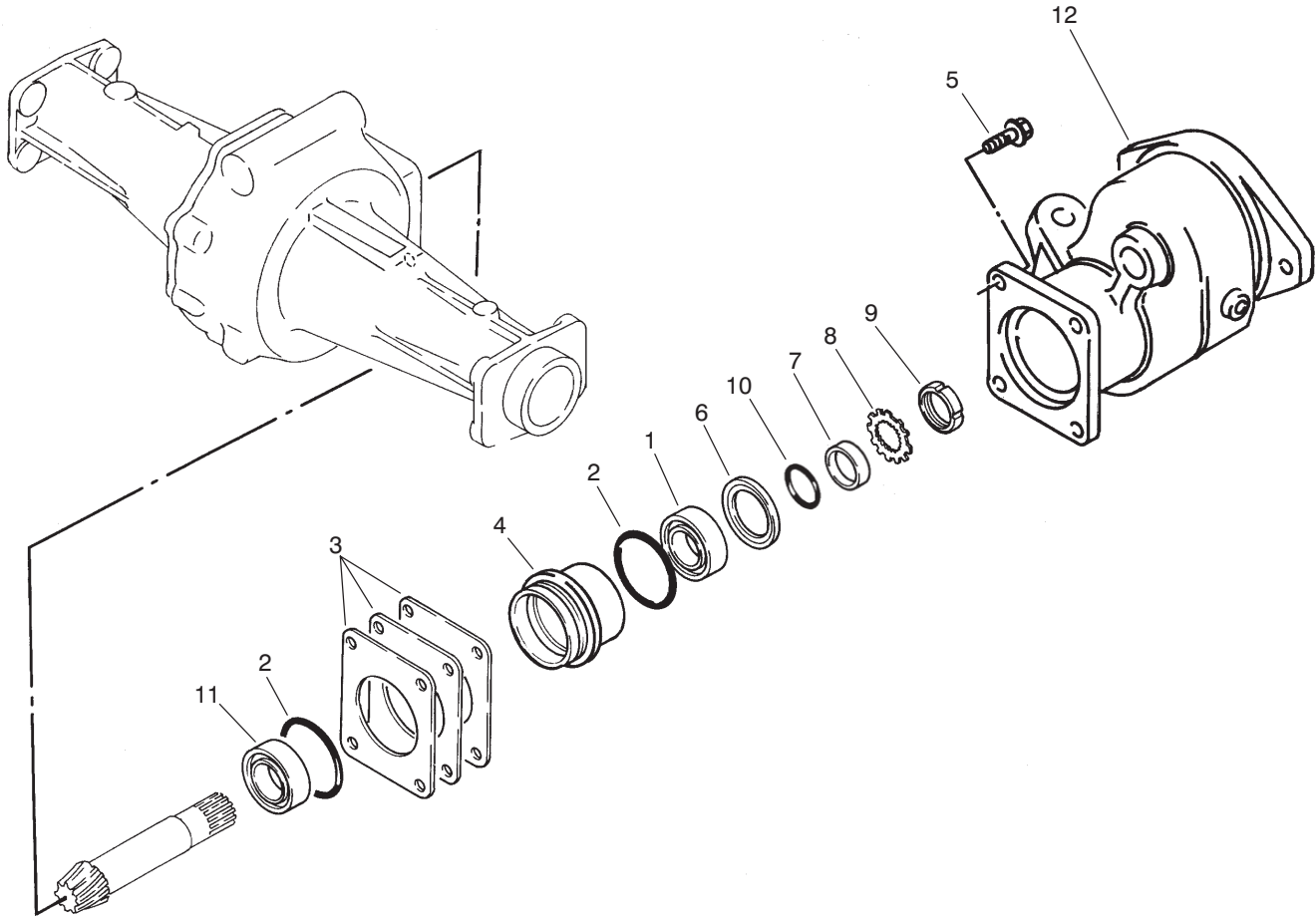
*Not Illustrated



HYDRAULIC MOTOR NO. 76-6580 (Model No. 30455)

Ref. No.	Part No.	Description	No. Used
1	76-6990	Screw - Cap, Hex. Hd.	6
2	76-6920	Back Plate Assembly (Incl. Ref. #4)	1
3	76-6980	O-Ring	1
4		Bearing	1
5	76-6970	Insert - Camplate	1
6	76-6940	Housing Assembly (Incl. Ref. #7)	1

Ref. No.	Part No.	Description	No. Used
7		Bearing	1
8	76-7000	Ring - Retaining	2
9	76-6950	Race - Thrust	1
10	76-6960	Bearing - Thrust	1
11	76-7020	Spacer	1
12	76-6930	Shaft - Drive	1
13	76-7010	Ring - Retaining	1
14	76-6910	Rotating Assembly	1



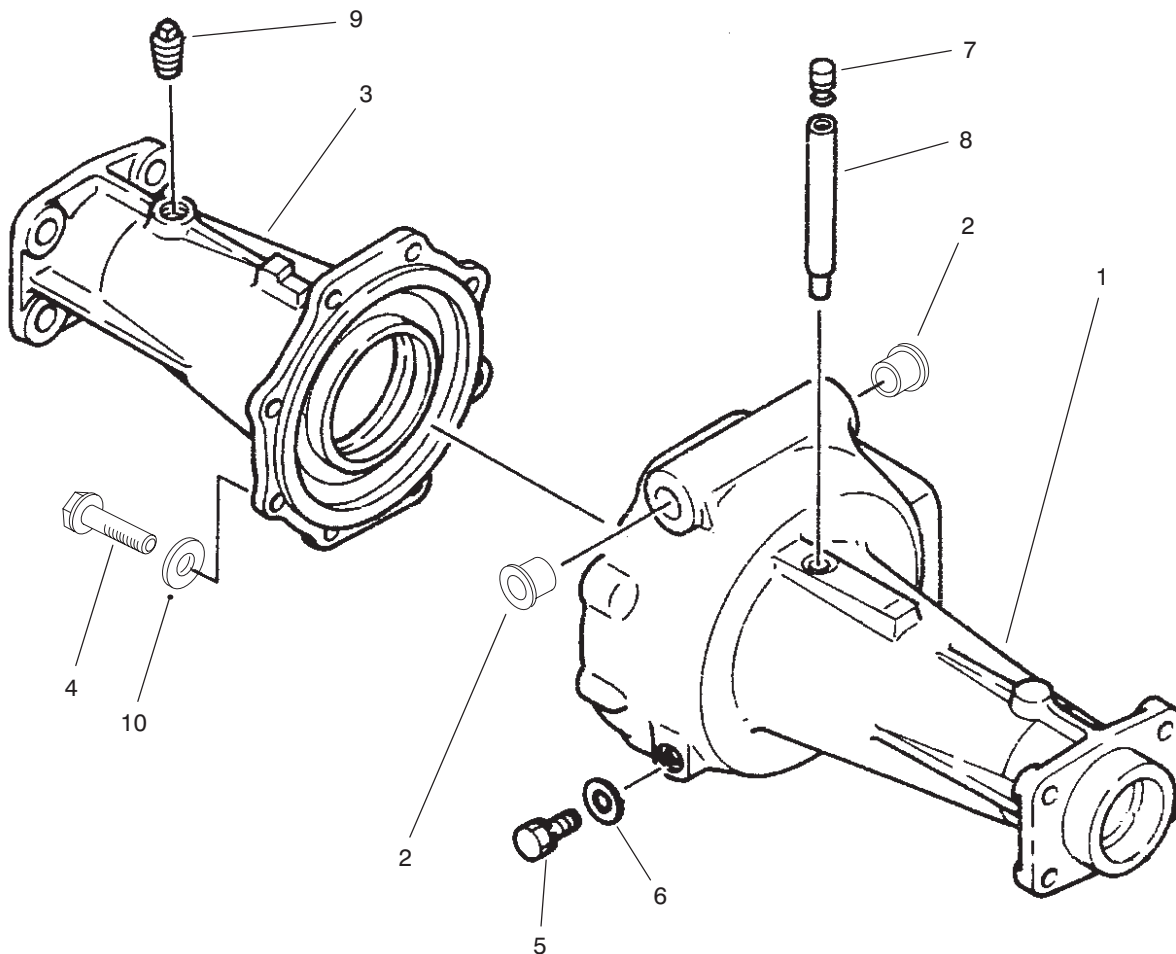
T-1109-2

SLEEVE ASSEMBLY (Model No. 30455 Only)

Ref. No.	Part No.	Description	No. Used
1	76-7330	Bearing	1
2	76-7400	O-Ring	2
3	76-7410	Shim - 0.1 mm	A/R
*	76-7420	Shim - 0.2 mm	A/R
*	76-7430	Shim - 0.4 mm	A/R
4	76-7320	Sleeve	1
5	93-7773	Bolt	4
6	76-7340	Seal - Oil	1

Ref. No.	Part No.	Description	No. Used
7	76-7350	Bushing	1
8	76-7380	Washer	1
9	76-7390	Nut - Lock	1
10	76-7360	O-Ring	1
11	76-7370	Bearing	1
12	76-8070	Adapter	1
*	77-4010	Shim Set (Incl. Ref. #3)	1

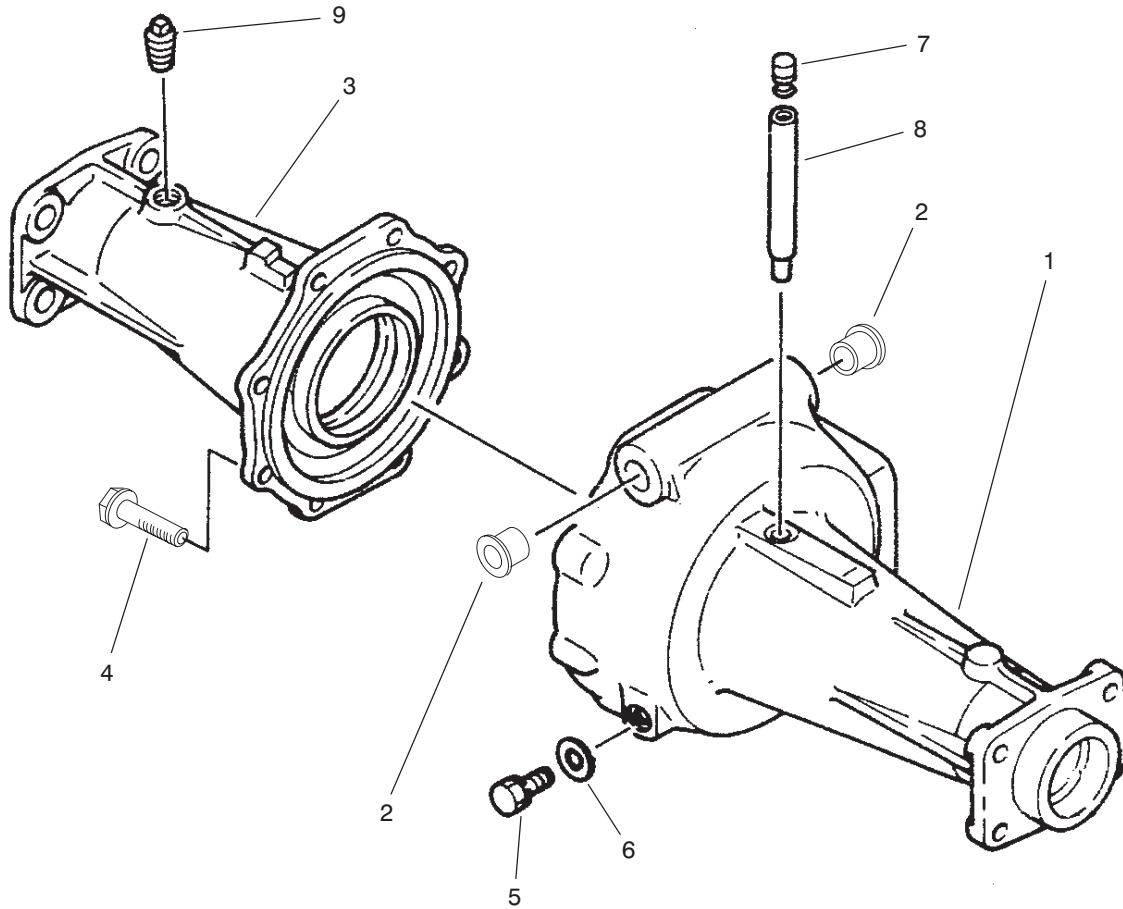
*Not Illustrated



T-1112-2

AXLE HOUSING ASSEMBLY
(Model No. 30455 Serial No. 60300-60351 & 60428-Up)
(Axle No. 93-7780)

Ref. No.	Part No.	Description	No. Used	Ref. No.	Part No.	Description	No. Used
1	93-7778	Housing - Axle A	1	6	76-7120	Seal - Washer	1
2	93-7787	Bushing - Flange	2	7	76-7480	Plug - Vent	1
3	93-7779	Housing - Axle B	1	8	76-7470	Pipe	1
4	93-7782	Screw - Hex. Hd. Flange	8	9	76-7140	Plug	1
5	76-7110	Plug	1	10	93-7781	Washer	8

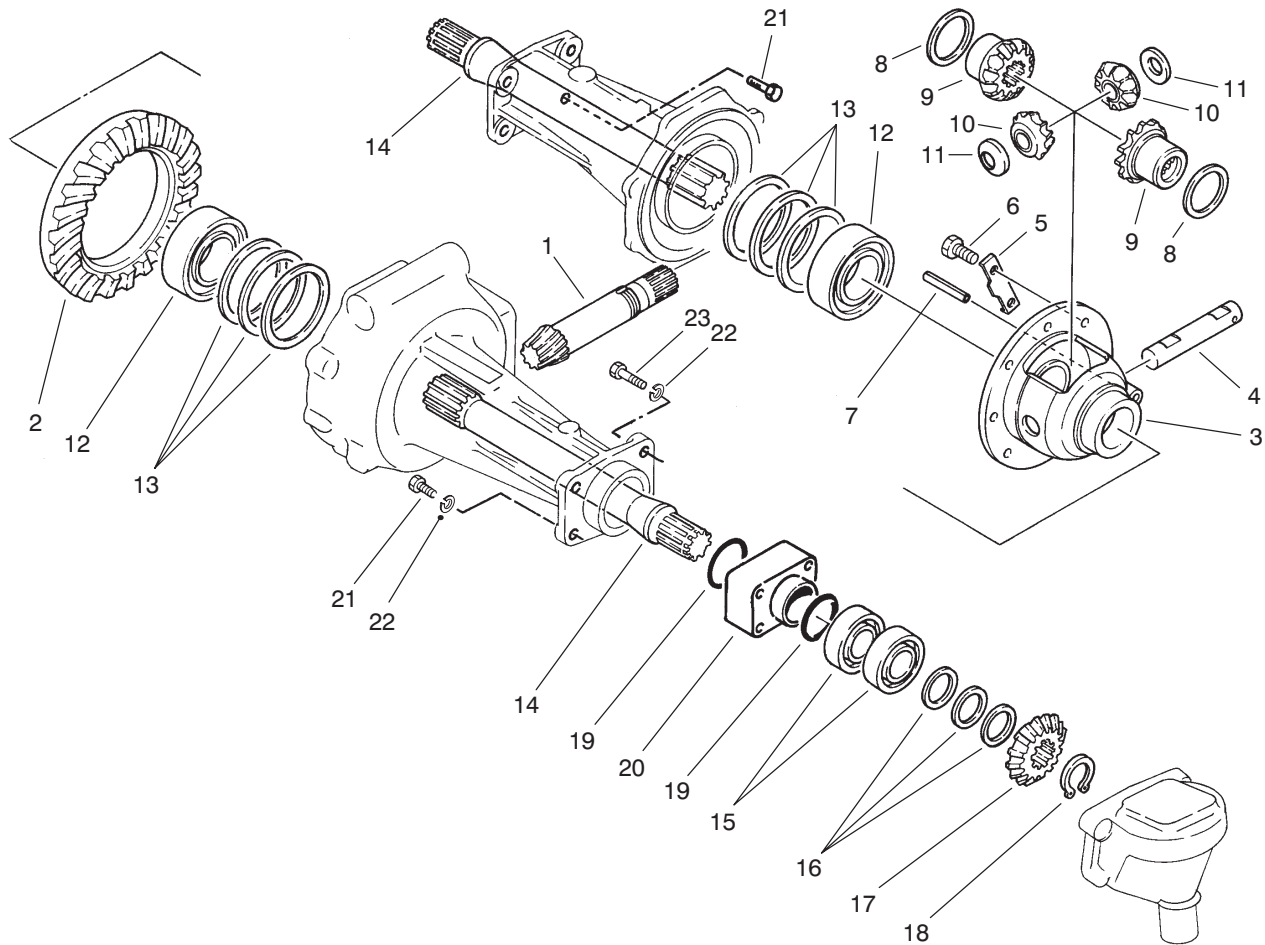


T-1112-1

**AXLE HOUSING ASSEMBLY
(Model No. 30455 Serial No. 60352-60427)
(AXLE NO. 74-5621)**

Ref. No.	Part No.	Description	No. Used
1	76-7100	Housing - Axle A	1
2	92-9738	Bushing - Flange	2
3	76-7130	Housing - Axle B	1
4	93-7773	Screw - Hex. Hd. Flange	8
5	76-7110	Plug	1

Ref. No.	Part No.	Description	No. Used
6	76-7120	Seal - Washer	1
7	76-7480	Plug - Vent	1
8	76-7470	Pipe	1
9	76-7140	Plug	1

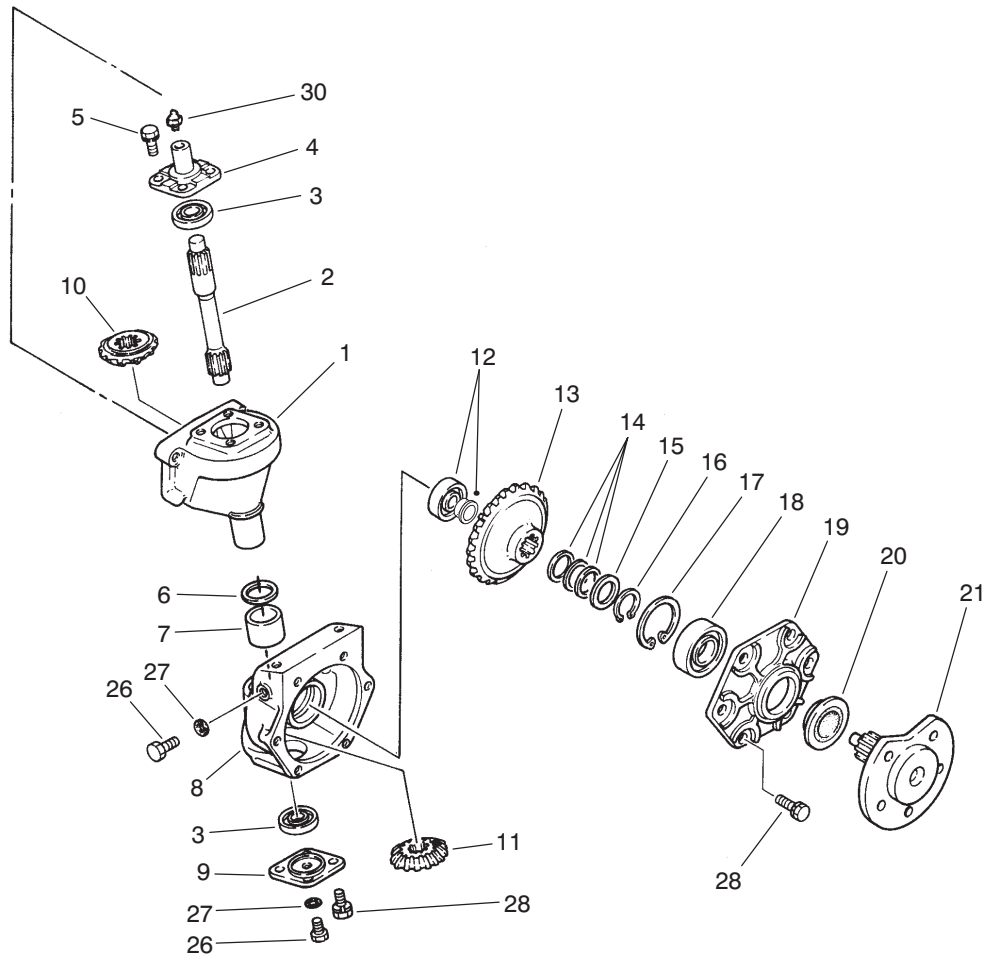


T-1111-2

DIFFERENTIAL & SHAFT ASSEMBLY (Model No. 30455 Only)

Ref. No.	Part No.	Description	No. Used	Ref. No.	Part No.	Description	No. Used
1	76-7250	Shaft - Drive	1	16	76-7520	Shim - 0.1 mm	A/R
2	76-7240	Ring - Gear	1	*	76-7530	Shim - 0.2 mm	A/R
3	76-7170	Case - Differential	1	*	76-7540	Shim - 0.4 mm	A/R
4	76-7200	Shaft - Pinion	1	17	76-7510	Pinion - 14T	2
5	76-7230	Washer - Lock	4	18	76-7550	Ring - Retaining	2
6	76-7260	Bolt	8	19	76-7580	Seal - O-Ring	4
7	76-7270	Pin - Spring	1	20	76-7590	Spacer	2
8	76-7220	Washer - Thrust	2	21	76-7600	Bolt - Reamer	2
9	76-7190	Gear - Side	2	22	76-7620	Washer - Lock	8
10	76-7180	Pinion - Mate	2	23	76-7610	Bolt	6
11	76-7210	Washer - Thrust	2	*	76-7160	Gear Case Assembly (Incl. Ref. #2-11)	1
12	76-7280	Bearing	2	*	77-4000	Shim Set (Incl. Ref. #13)	1
13	76-7290	Shim - 0.1 mm	A/R	*	77-4020	Shim Set (Incl. Ref. #16)	1
*	76-7300	Shim - 0.2 mm	A/R				
*	76-7310	Shim - 0.3 mm	A/R				
14	76-7490	Shaft - Differential	2				
15	76-7500	Bearing	4				

*Not Illustrated



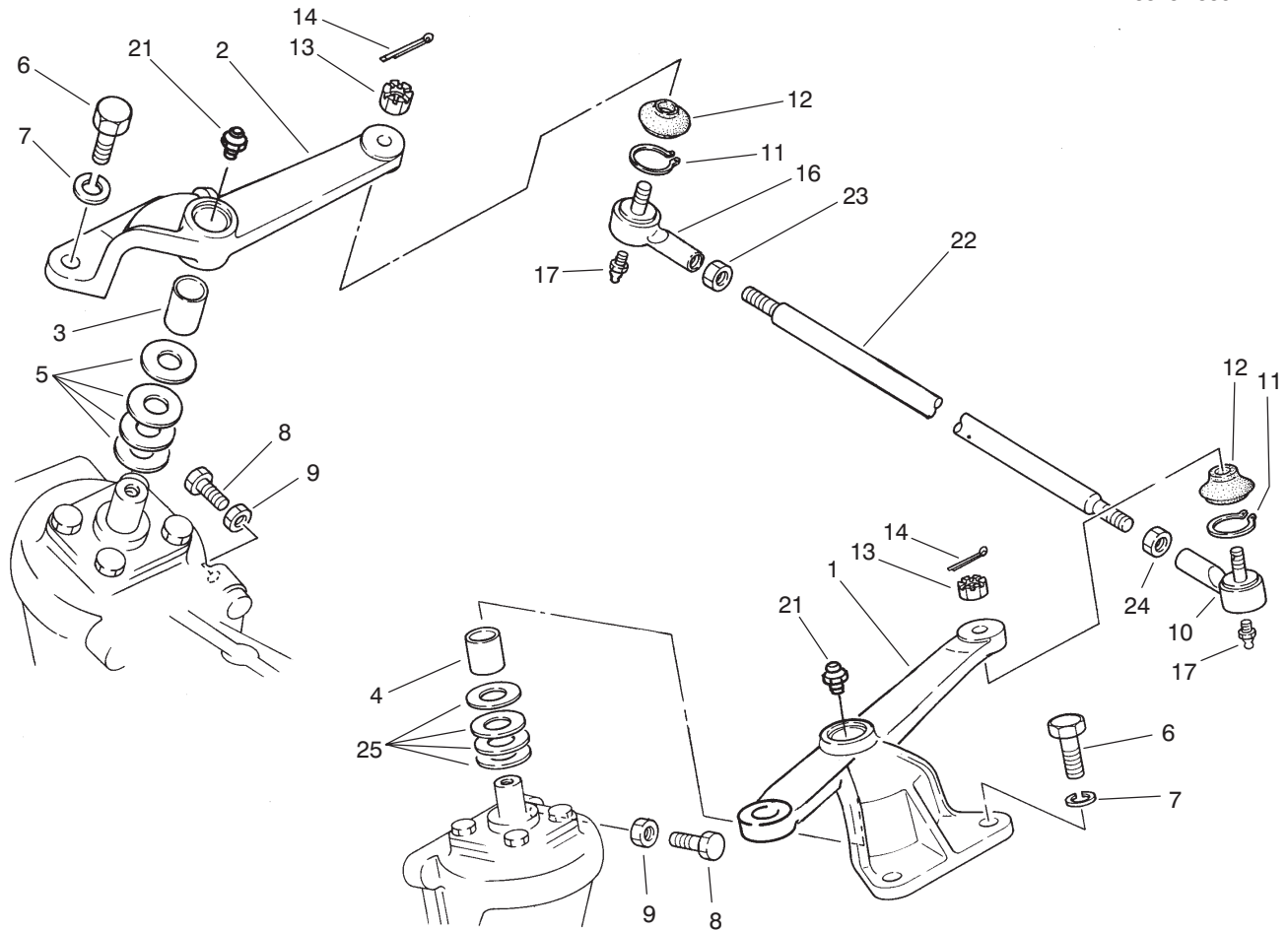
T-1110-1

STEERING GEAR CASE ASSEMBLY (Model No. 30455 Only)

Ref. No.	Part No.	Description	No. Used
1	76-7560	Case - Gear	2
2	76-7650	Shaft - Final Drive	2
3	76-7670	Bearing	4
4	76-7660	Holder - 20 mm L.H.	1
*	76-7630	Holder - 25 mm R.H.	1
5	76-7640	Bolt	8
6	76-7740	Seal - Oil	2
7	76-7730	Bushing	2
8	76-7680	Case - Final Drive	2
9	76-7770	Cover	2
10	76-7510	Pinion - 14T	2
11	76-7750	Pinion - 15T	2
12	94-5643	Bearing	2
13	76-7840	Gear - Bevel	2

Ref. No.	Part No.	Description	No. Used
14	76-7890	Shim - 0.15 mm	A/R
*	76-7900	Shim - 0.2 mm	A/R
*	76-7910	Shim - 0.4 mm	A/R
15	76-7880	Spacer	2
16	76-7920	Ring - Retaining	2
17	76-7930	Ring - Retaining	2
18	93-7775	Bearing	2
19	76-7810	Holder - Bearing	2
20	76-7870	Seal - Oil	2
21	76-7830	Shaft - Wheel	2
26	76-7110	Plug	4
27	76-7120	Seal - Washer	4
28	76-7640	Bolt	20
30	76-7960	Fitting - Grease	2
*	77-4030	Shim Set (Incl. Ref. #14)	1

*Not Illustrated



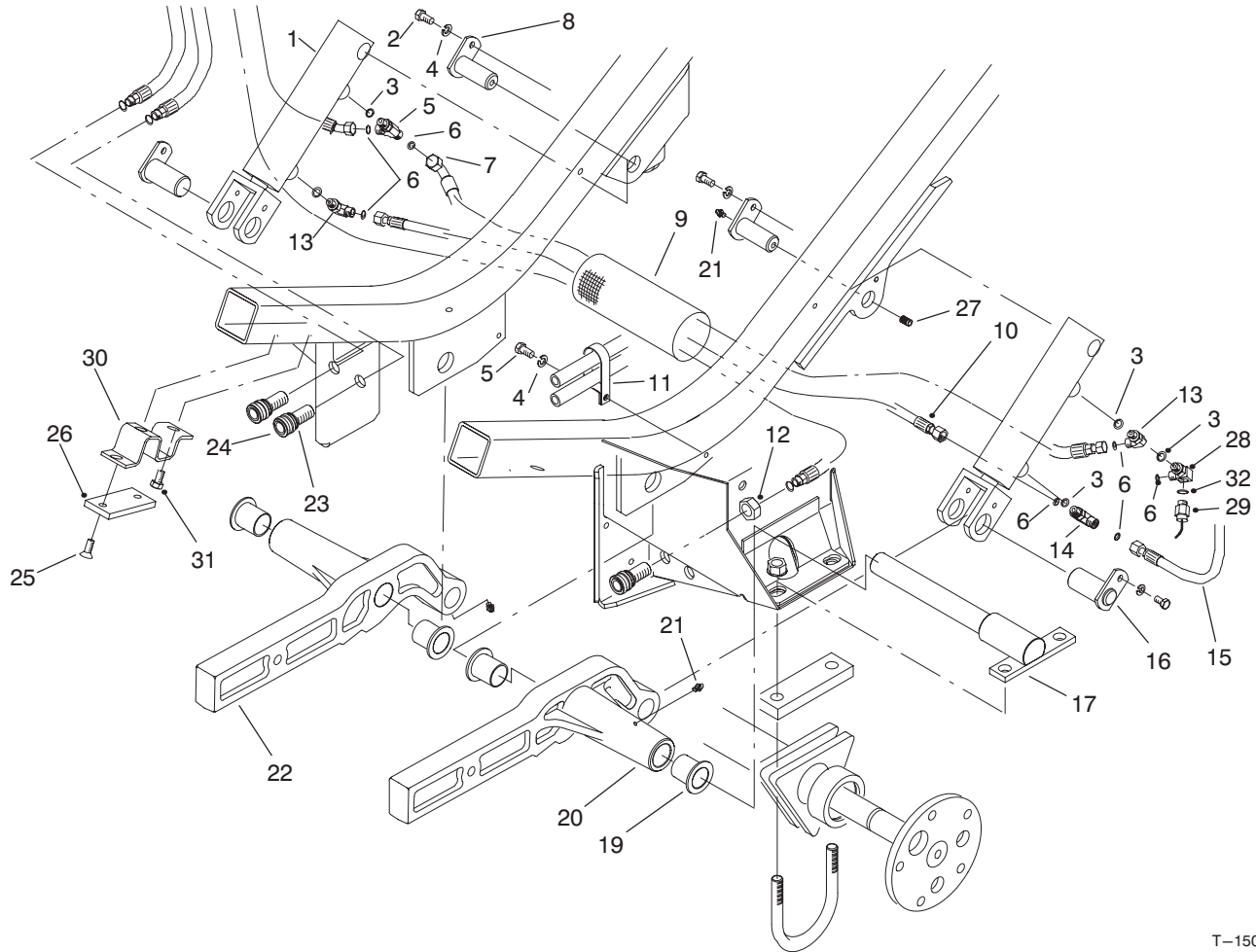
T-1108-1

STEERING ARM LINKAGE (Model No. 30455 Only)

Ref. No.	Part No.	Description	No. Used
1	94-8018	Arm - Drag Link	1
2	94-8019	Arm - Tie Rod	1
3	76-4260	Bushing	1
4	76-7950	Bushing	1
5	76-7820	Shim - 1.0 mm	A/R
*	76-7970	Shim - 1.4 mm	A/R
*	76-7980	Shim - 1.2 mm	A/R
*	76-7990	Shim - .08 mm	A/R
6	76-8000	Bolt	4
7	76-8010	Washer	4
8	76-7710	Bolt	4
9	76-7720	Nut	4
10	76-8030	L.H. Rod End Assembly (Incl. Ref. #11-14 & 17)	1
11	93-7783	Ring - Retaining	2
12	93-7784	Cover	2
13	93-7785	Nut - Slotted	2

Ref. No.	Part No.	Description	No. Used
14	3272-7	Pin - Cotter	2
16	76-8050	R.H. Rod End Assembly (Incl. Ref. #11-14 & 17)	1
17	93-7786	Fitting - Grease	2
21	76-7960	Fitting - Grease	2
22	76-8020	Rod - Tie	1
23	76-8060	Nut - R.H.	1
24	76-8040	Nut - L.H.	1
25	76-7700	Shim - 0.8 mm	A/R
*	76-7760	Shim - 1.0 mm	A/R
*	76-7780	Shim - 1.2 mm	A/R
*	76-7790	Shim - 1.4 mm	A/R
*	77-4050	Shim Set (Incl. Ref. #5)	1
*	77-4040	Shim Set (Incl. Ref. #25)	1

*Not Illustrated



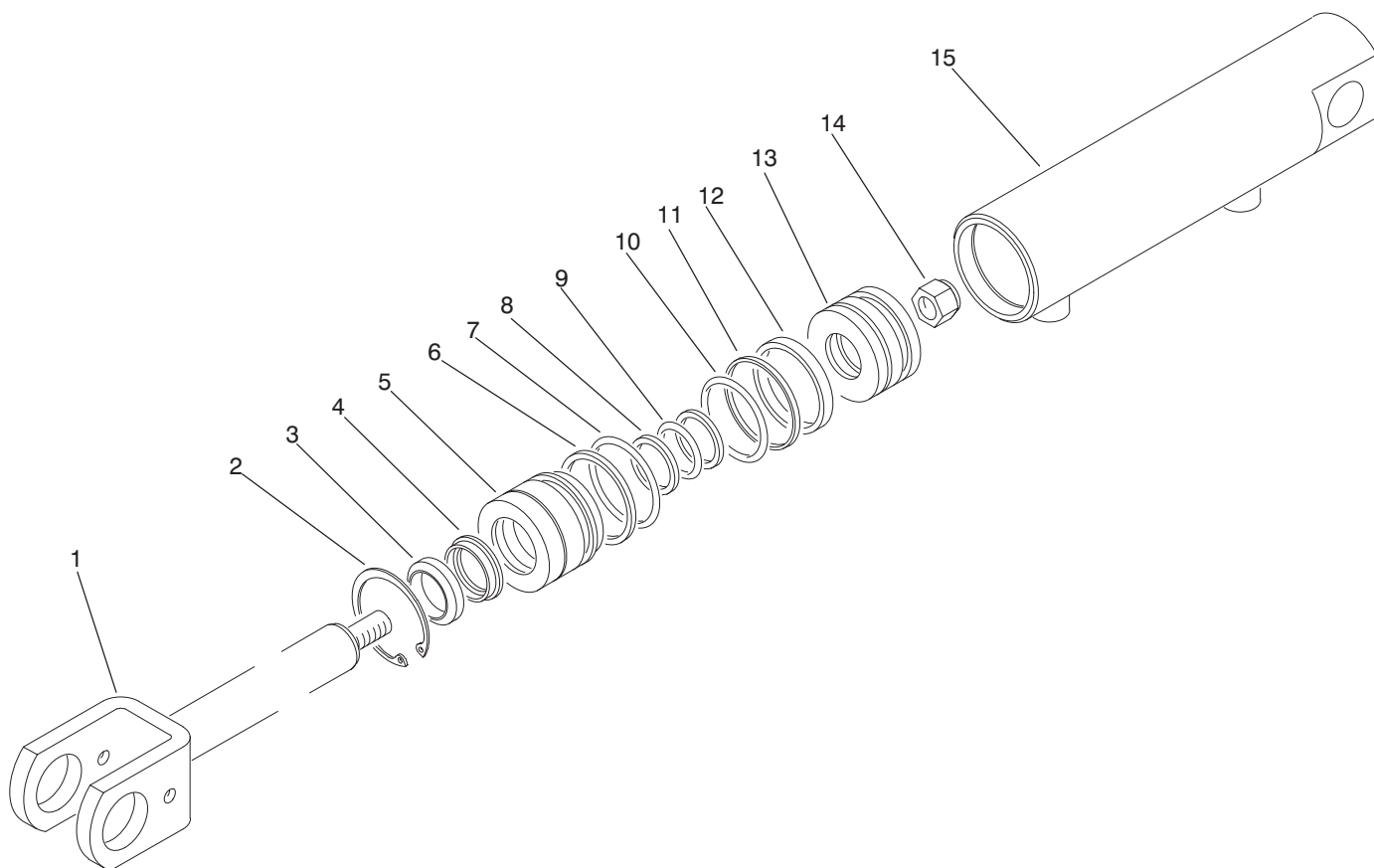
T-1505-2

LIFT ARM ASSEMBLY

Ref. No.	Part No.	Description	No. Used
1	86-5580	Cylinder - Hydraulic	2
2	322-2	Screw - Cap Hex. Hd.	5
3	237-78	O-Ring	4
4	3253-4	Washer - Lock	5
5	340-140	Fitting - Hydraulic Tee (Incl. Ref. #3 & 6)	1
6	237-21	O-Ring	6
7	86-3160	Assembly - Hose	1
8	84-1350	Pin - Pivot	2
9	70-1380	Sleeve - Protective	1
10	86-3200	Hose Assembly	1
11	2412-137	R-Clamp	1
12	3220-7	Nut - Jam	3
13	340-132	Fitting - Hydraulic 90° (US)	2
		(Europe)	1
14	340-125	Fitting - Hydraulic Tee (Incl. Ref. #3 & 6)	1
15	86-3170	Hose Assembly	1

Ref. No.	Part No.	Description	No. Used
16	88-1190	Pin - Pivot	2
17	86-2790	Pin - Pivot L.H.	1
*	88-1200	Pin - Pivot R.H.	1
19	68-6480	Bushing - Flange	4
20	84-0730	Arm - Lift, L.H.	1
21	302-5	Fitting - Grease	6
22	86-5890	Arm - Lift, R.H.	1
23	237-79	O-Ring	3
24	86-5450	Coupler - Hydraulic	3
25	32108-58	Screw - Machine Flat Hd.	4
26	69-9300	Pad - Bumper	2
27	3247-4	Screw - Set	2
28	93-7217	Fitting - Hydraulic (Europe) (Incl. Ref. #3 & 6)	1
29	94-8022	Switch - Pressure (Europe) (Incl. Ref. #32)	1
30	93-7204	Mount - Pad (Europe)	2
31	32104-6	Screw - Cap Hex. (Europe)	4
32	237-42	Seal - O-Ring (Europe)	1

*Not Illustrated



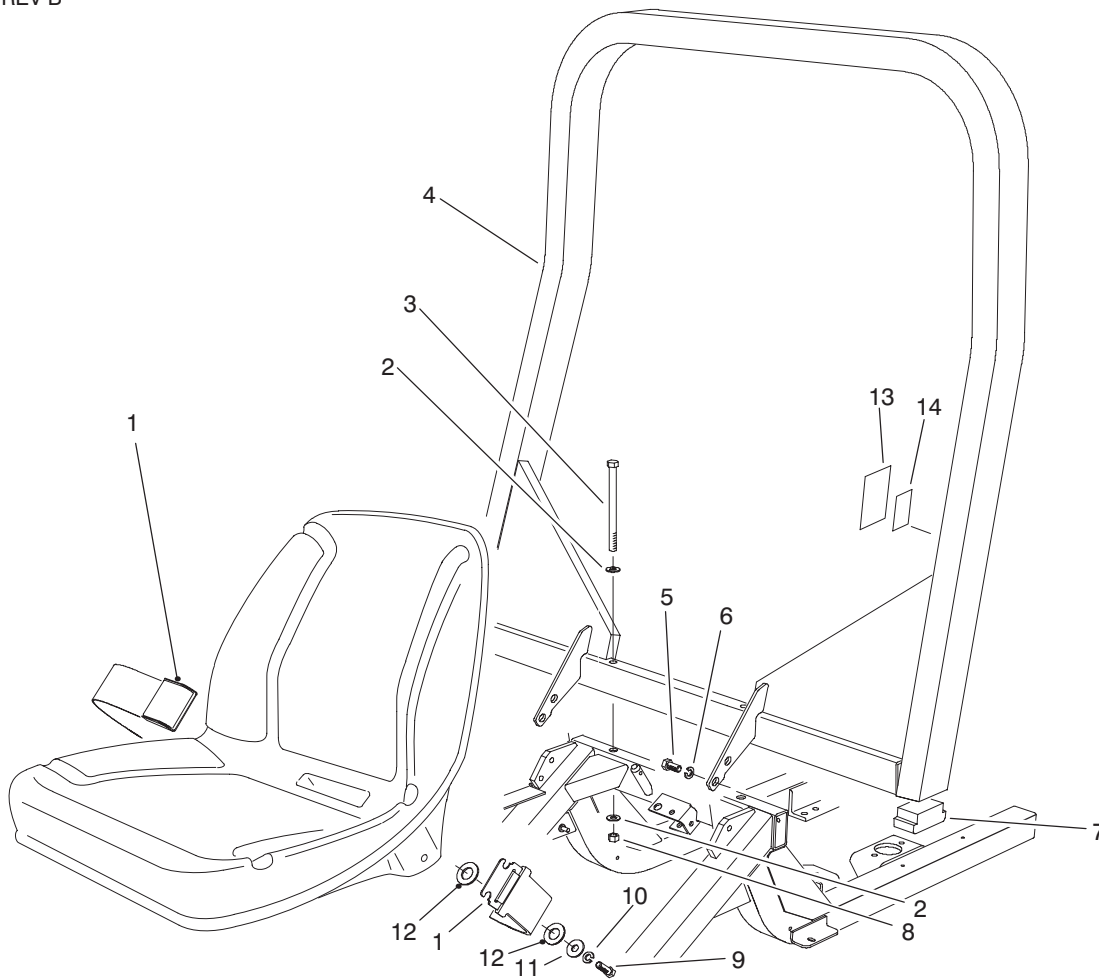
T-1490-1

HYDRAULIC CYLINDER NO. 86-5580

Ref. No.	Part No.	Description	No. Used
1	88-3620	Assembly - Rod	1
2		Ring - Retaining	1
3		Wiper - Rod	1
4		U-Cup - Loaded	1
5	88-3630	Head	1
6		Ring - Back-Up	1
7		O-Ring	1
8		Ring - Back-Up	2
9		O-Ring	1

Ref. No.	Part No.	Description	No. Used
10		O-Ring	1
11		Ring - Piston, Unithane	1
12		Ring - Wear	1
13	88-3600	Piston	1
14	88-3590	Nut - Lock	1
15	88-3610	Assembly - Barrel	1
*	88-3640	Kit - Seal (Incl. Ref. #2-4 & 6-12)	1

*Not Illustrated



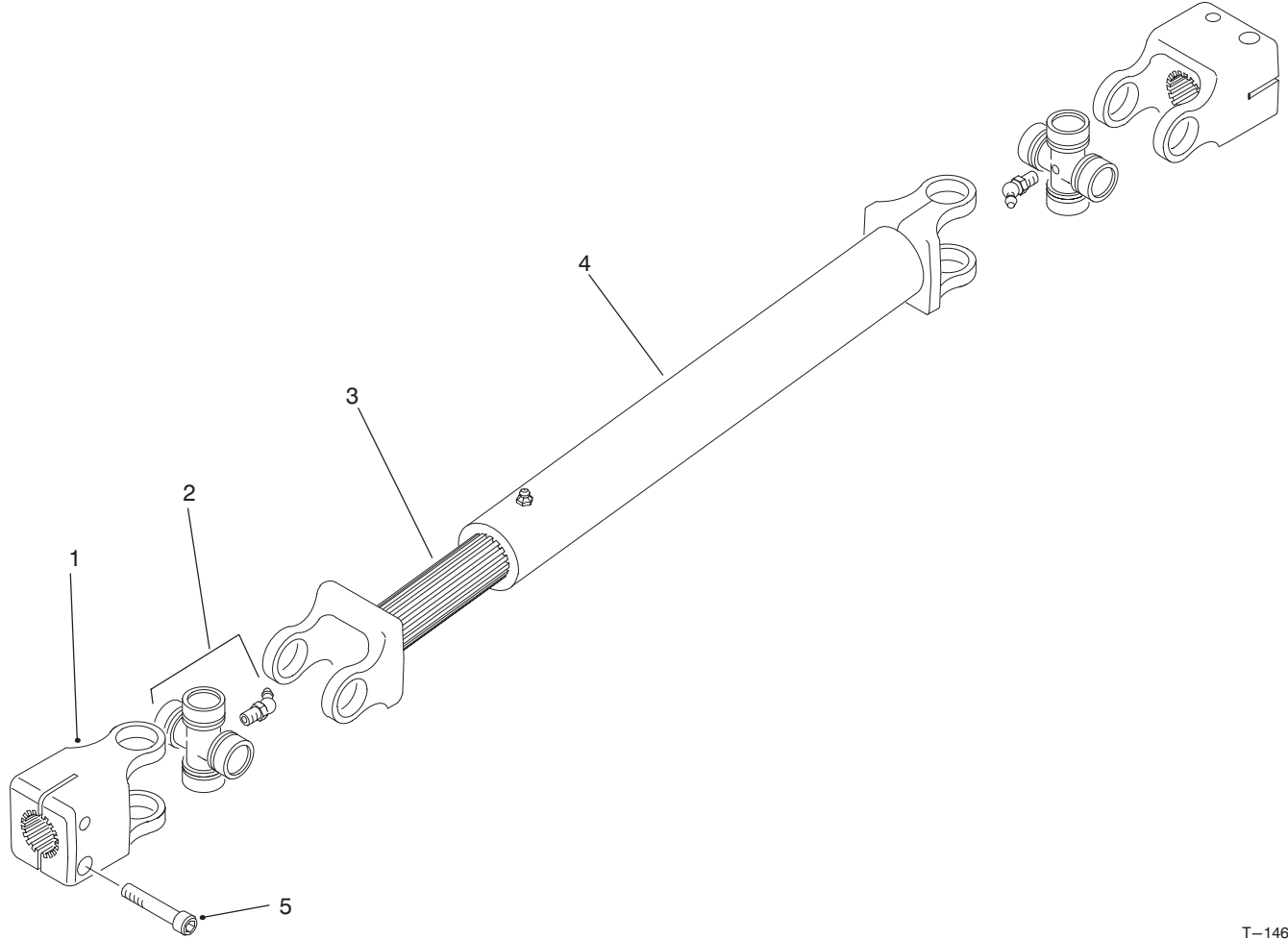
T-2249-2

R.O.P.S. ASSEMBLY (Standard For Model No. 30455) (Optional For Model No. 30450)

Ref. No.	Part No.	Description	No. Used	Ref. No.	Part No.	Description	No. Used
1	21-4191	Seat Belt Assembly	1	9	3212-5	Screw - Cap Hex. Hd.	2
2	3256-26	Washer - Flat	4	10	3253-6	Washer - Lock	2
3	325-33	Screw - Cap Hex. Hd.	2	11	3256-5	Washer - Flat	2
4	76-9370	Bar - R.O.P.S.	1	12	3256-28	Washer - Flat	2
5	325-2	Screw - Cap Hex. Hd.	4	13	92-6073	Decal - Clear	1
6	3253-7	Washer - Lock	4	14	92-2587	Decal - R.O.P.S.	1
7	82-5370	Foam - R.O.P.S. Bar	2	*		Canopy Assembly (Optional)	1
8	3296-25	Nut - Lock	2				

*Not Illustrated

NOTE: When purchasing Canopy assembly or R.O.P.S. assembly in its entirety, order direct from Custom Products PO Box 718 Litchfield, MN 55355

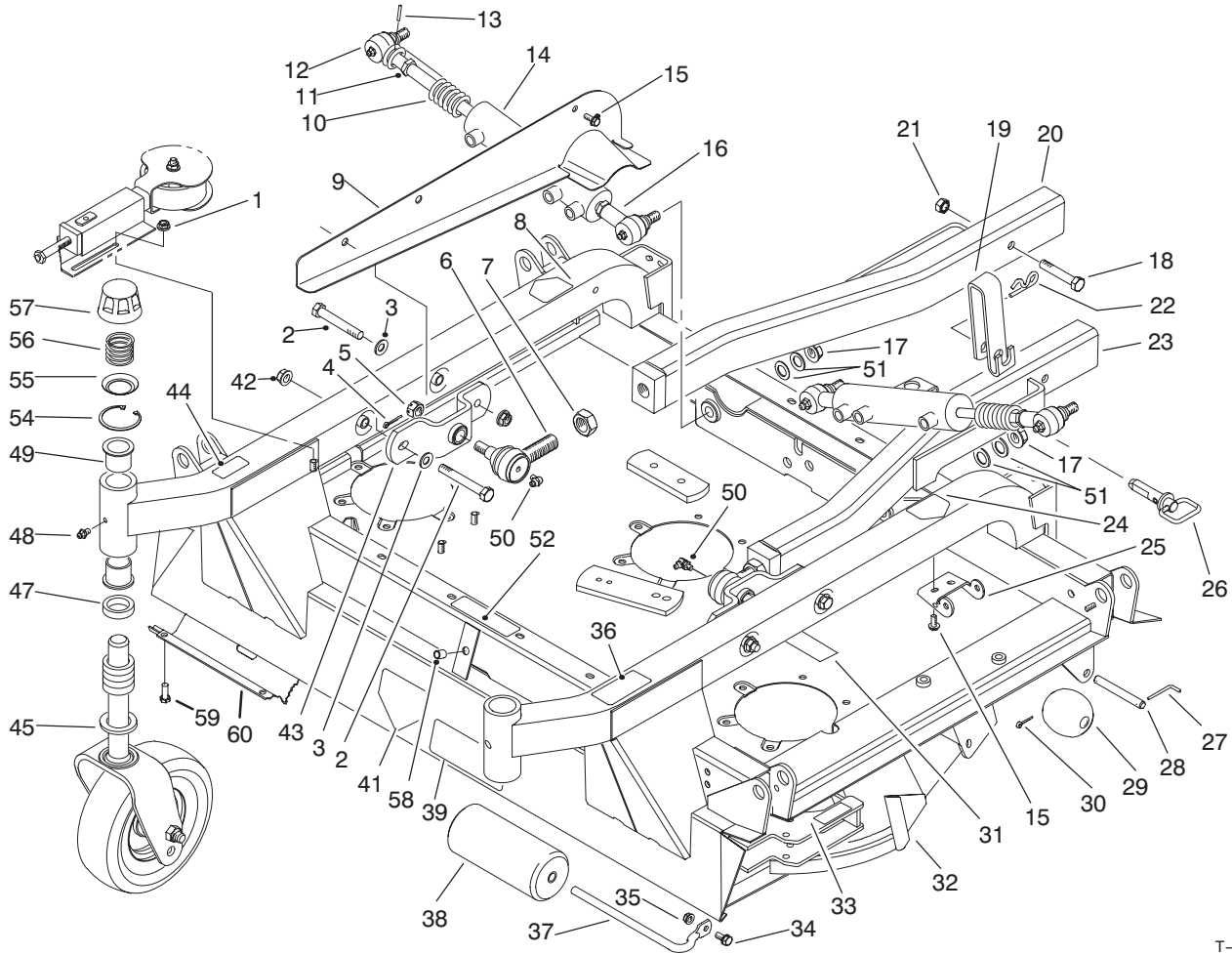


T-1465-1

DRIVE SHAFT ASSEMBLY 86-1730

Ref. No.	Part No.	Description	No. Used
1	86-1150	Yoke - End	2
2	86-1160	Kit - Universal	2
3	86-1170	Shaft - Slip Yoke	1

Ref. No.	Part No.	Description	No. Used
4	86-1180	Tube - Slip Yoke	1
5	3273-17	Screw - Hex. Socket Hd.	4



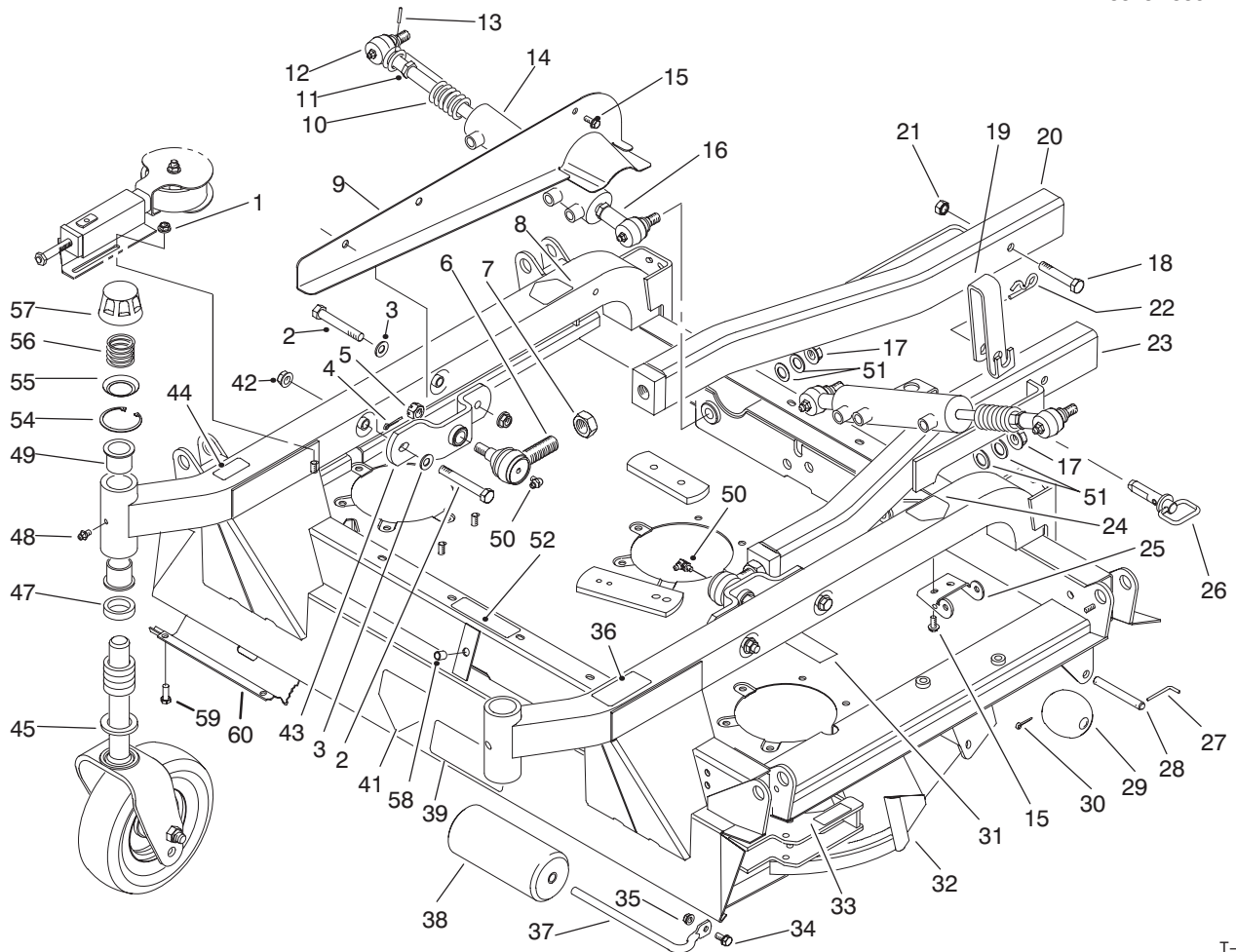
T-1459-2

CENTER DECK & CARRIER FRAME ASSEMBLY

Ref. No.	Part No.	Description	No. Used
1	32128-19	Nut - Flange Hd.	2
2	325-35	Screw - Cap Hex. Hd.	4
3	3256-26	Washer - Flat	4
4	3272-12	Pin - Cotter	2
5	32136-2	Nut	2
6	86-8100	Ball - Joint	2
7	21-3000	Nut	2
8	86-0730	Decal - H.O.C. RH	1
*	93-9410	Decal - H.O.C. RH (Europe)	1
9	86-2230	Cover - Guide, RH	1
*	86-2260	Cover - Guide, LH	1
10	86-2510	Spring	2
11	84-5300	Nut	4
12	92-5810	Ball Joint	2
13	32121-51	Pin - Roll	2
14	86-2190	Cylinder - Hydraulic	2
15	32144-41	Screw - Hex. Washer Hd.	12
16	92-5811	Ball Joint	2
17	32128-54	Nut - Flange	2
18	325-11	Screw - Cap Hex. Hd.	2
19	86-2380	Strap - Deck H.O.C.	2
20	86-2280	Frame - Carrier, RH	1
21	3296-23	Nut - Lock	2
22	3290-256	Pin - Cotter, Hair	2
23	86-2320	Frame - Carrier, LH	1

Ref. No.	Part No.	Description	No. Used
24	86-0720	Decal - H.O.C. LH	1
*	93-9411	Decal - H.O.C. LH (Europe)	1
25	86-1890	Hinge	4
26	86-2390	Pin - H.O.C.	2
27	57-0690	Pin	2
28	57-0680	Shaft	2
29	29-4820	Roller	2
30	3272-11	Pin - Cotter	2
31	86-0740	Decal - Belt	1
32	92-7757	Center Deck Assembly (Incl. Ref. #8, 24, 31, 33, 36, 39, 41, 44, 49 & 58)	1
33	55-4300	Decal - Warning	2
*	93-6674	Decal - Warning (Europe)	2
34	3234-1	Screw - Hex. Flange Hd.	1
35	32128-21	Nut - Flange Hd.	1
36	86-0780	Decal - H.O.C.	1
*	93-9421	Decal - H.O.C. (Europe)	1
37	68-6840	Shaft	1
38	68-6710	Roller	1
39	68-8340	Decal - Caution	1
*	93-7818	Decal - Caution (Europe)	1
41	43-8480	Decal - Danger	1
*	93-7815	Decal - Danger (Europe)	1
42	32128-23	Nut - Flange Hd.	2
43	69-7290	Mount - Carrier	2

*Not Illustrated



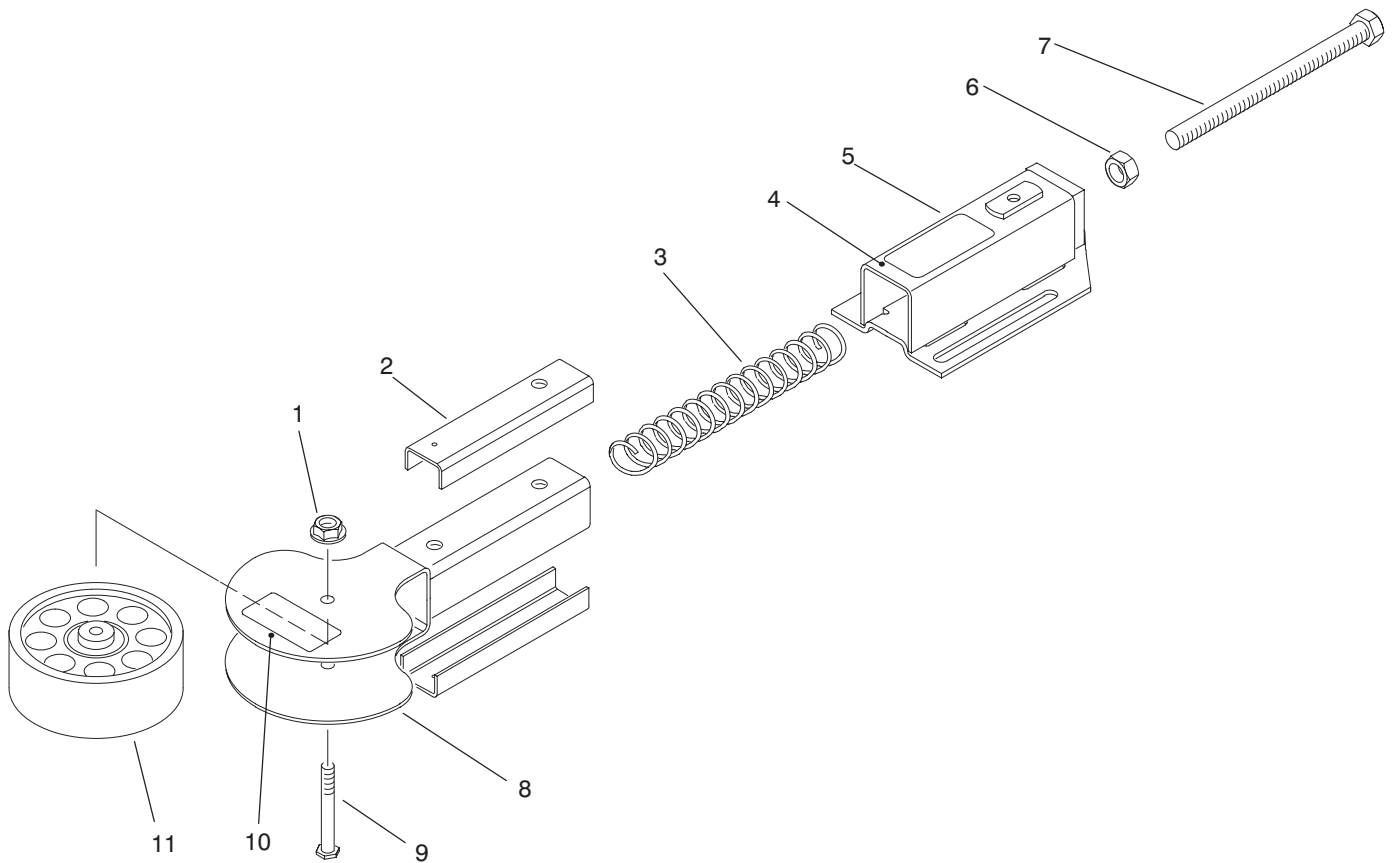
T-1459-2

CENTER DECK & CARRIER FRAME ASSEMBLY (Continued)

Ref. No.	Part No.	Description	No. Used	Ref. No.	Part No.	Description	No. Used
†44		Decal – Safety Std.	1	55	92-5583	Washer	2
45	77-0950	Washer	2	56	92-9726	Spring – Compression	2
47	69-1510	Spacer	10	57	92-8861	Cap	2
48	302-5	Fitting – Grease	2	58	32148-10	Insert – Threaded	1
49	69-6470	Bushing	4	59	32144-11	Screw – Hex. Washer Hd. (Europe)	14
50	302-60	Fitting – Grease 90°	2	60	93-7207	Shield – Center (Europe)	1
51	86-1440	Washer – Flat	4	*	92-9727	Assembly – Cap, H.O.C. (Incl. Ref. #54-57)	2
52	85-6410	Decal – Danger	1				
*	93-7814	Decal – Danger (Europe)	1				
54	92-5581	Ring – Retaining, Internal	2				

*Not Illustrated

†Not Sold Separately



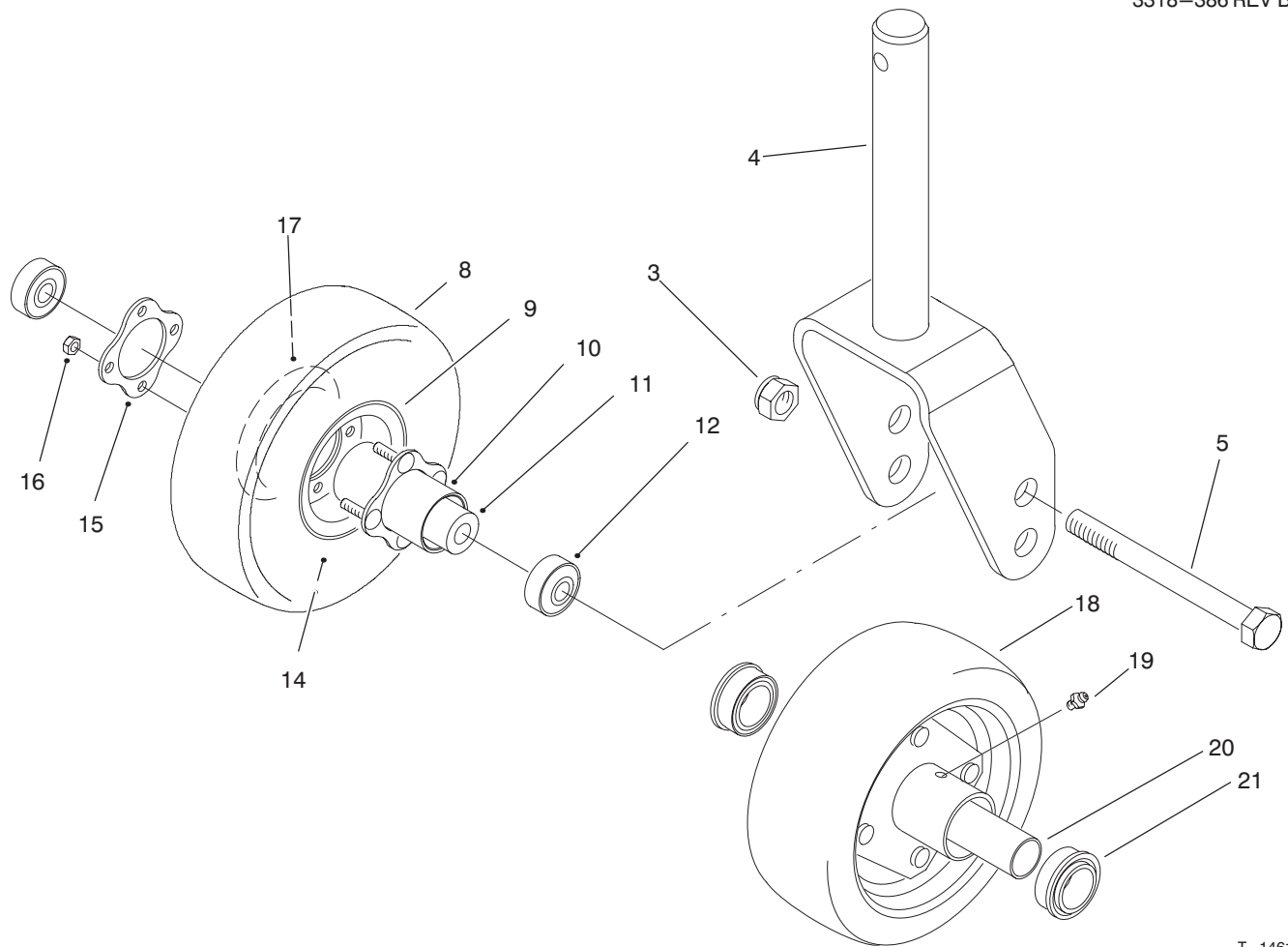
T-1451-1

BELT TENSION ADJUSTOR

Ref. No.	Part No.	Description	No. Used
1	32128-43	Nut - Lock, Flange Head	3
2	86-0060	Sleeve - Tube	6
3	92-7767	Spring - Compression (Wing Deck Adjustor) (Color - White)	2
*	92-7768	Spring - Compression (Center Deck Adjustor) (Color - Red)	1
4	86-2670	Decal - Belt	1
*	93-9418	Decal - Belt (Europe)	1

Ref. No.	Part No.	Description	No. Used
5	92-0626	Tube Assembly (Incl. Ref. #4)	3
6	3217-9	Nut - Jam	3
7	86-0050	Screw - Adjusting	3
8	86-1790	Yoke - Pulley	3
9	86-2000	Bolt - Thin Head	3
10	55-4300	Decal - Warning	1
*	93-6674	Decal - Warning (Europe)	1
11	92-0625	Idler Pulley Assembly	3

*Not Illustrated

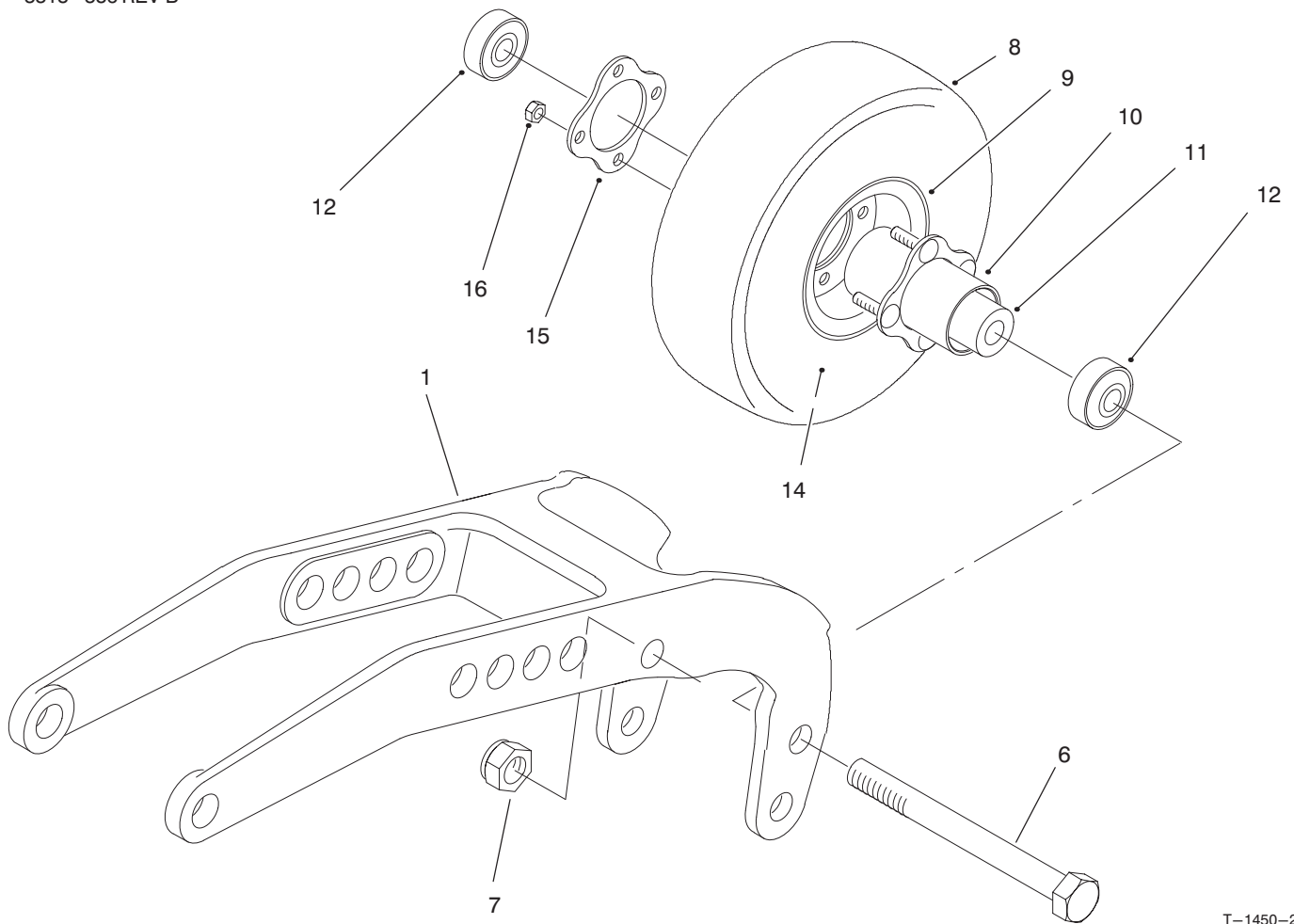


T-1461-3

FRONT CASTOR FORK ASSEMBLY

Ref. No.	Part No.	Description	No. Used	Ref. No.	Part No.	Description	No. Used
3	3296-53	Nut - Lock	2	19	302-5	Fitting - Grease	2
4	92-7750	Fork (Used on Wing Units)	2	20	251-332	Spacer - Inner	2
*	92-7752	Fork (Used on Center Unit)	2	21	251-321	Bearing - Ball	2
5	327-24	Screw - Cap Hex. Hd.	2	*	93-9938	Wheel - 8" (Used on Wing Units) (Incl. Ref. #8-17)	2
8	93-9939	Tire - 8"	2	*	93-4240	Wheel - 10" (Used on Center Unit) (Incl. Ref. #8-17)	2
*	93-4243	Tire - 10"	2	*	93-5974	8" Foam Filled Wheel Assy. (Optional) (Incl. Ref. #8-12, & 15-17)	2
9	93-4239	Rim - Wheel	2	*	93-5973	10" Foam Filled Wheel Assy. (Optional) (Incl. Ref. #8-12, & 15-17)	2
10	93-5980	Hub	2				
11	93-4241	Spacer - Bearing	2				
12	93-4237	Bearing - Castor	4				
14	68-8950	8" Tube - w/Valve	2				
*	93-4244	10" Tube - w/Valve	2				
15	93-4242	Plate	2				
16	32128-16	Nut - Hex. Lock	8				
17	95-2741	Rim - Wheel	2				
18	76-1880	Segmented 10" Wheel Optional (Incl. Ref. #19-21)	2				

*Not Illustrated



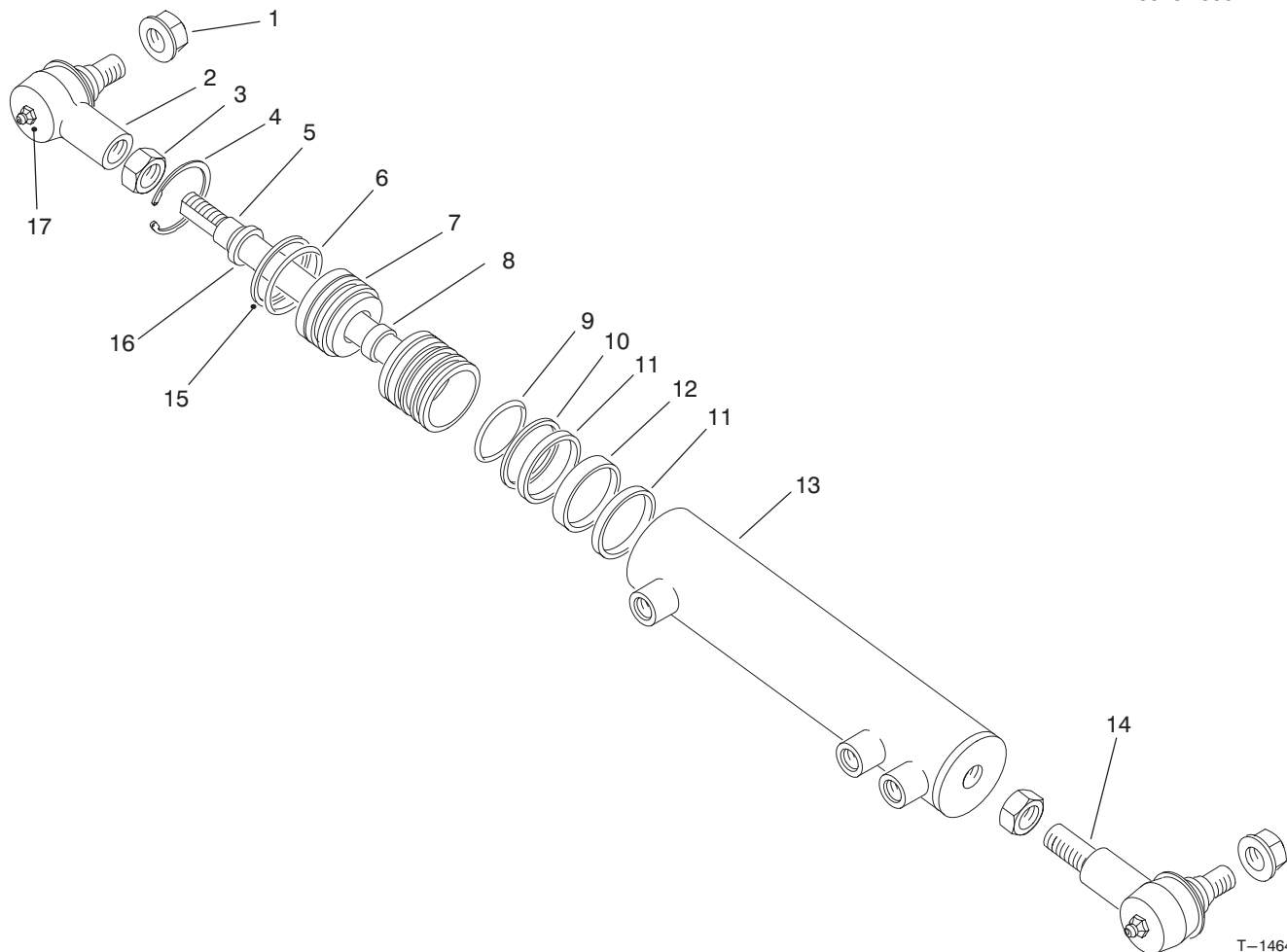
T-1450-2

REAR PIVOT ARM ASSEMBLY

Ref. No.	Part No.	Description	No. Used
1	75-9790	Arm - Pivot, Rear	2
6	327-24	Screw - Cap Hex. Hd.	2
7	3296-53	Nut - Lock	2
8	93-9939	Tire - 8"	2
9	93-4239	Rim - Wheel	4
10	93-5980	Hub	2
11	93-4241	Spacer - Bearing	2
12	93-4237	Bearing - Castor	4

Ref. No.	Part No.	Description	No. Used
14	68-8950	Tube - w/Valve	2
15	93-4242	Plate	2
16	32128-16	Nut - Flange Lock	8
*	93-9938	Castor Wheel Assembly (Incl. Ref. #8-16)	2
*	93-5974	8" Foam Filled Wheel Assy. (Optional) (Incl. Ref. #8-16)	2

*Not Illustrated



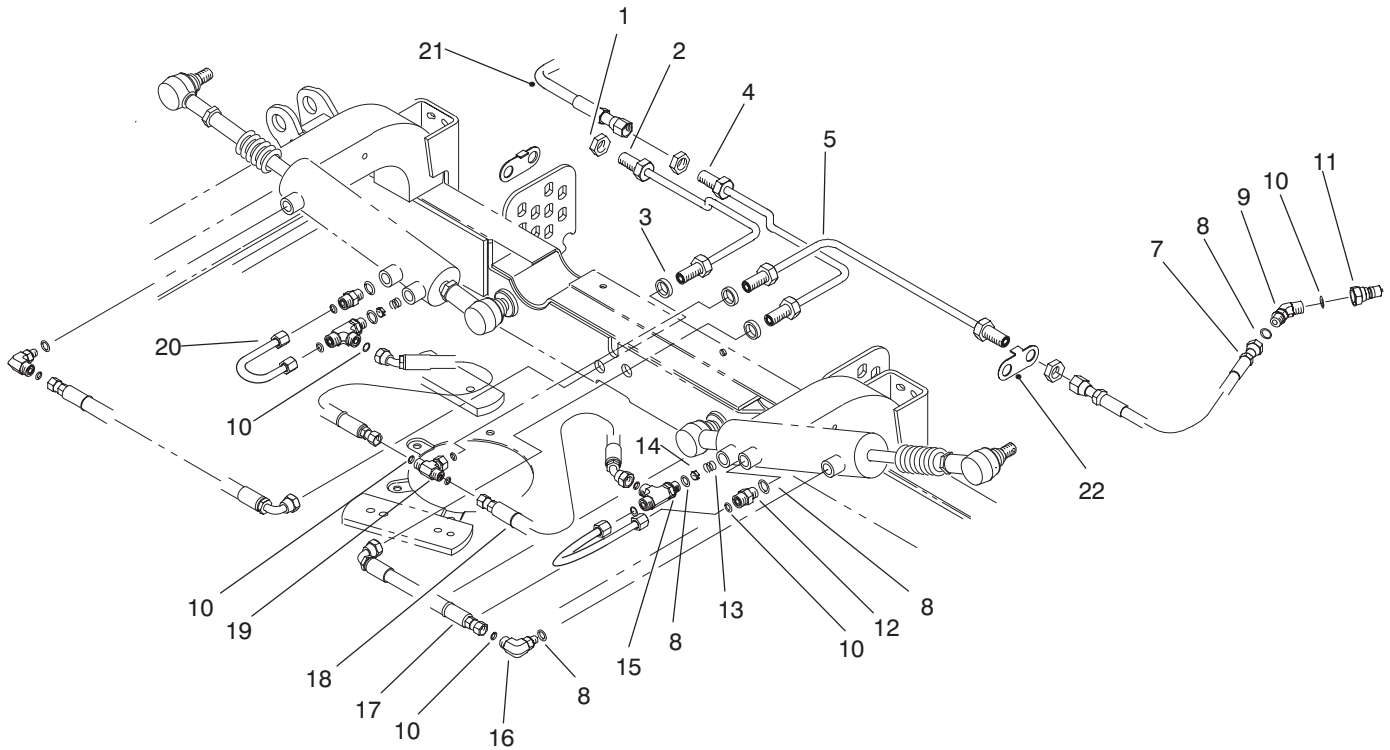
T-1464-1

HYDRAULIC CYLINDER ASSEMBLY NO. 86-2190

Ref. No.	Part No.	Description	No. Used
1	32128-54	Nut - Flange	2
2	92-5810	Assembly - Rod End	1
3	84-5300	Nut - Jam	2
4		Ring - Retaining	1
5	92-0603	Piston & Rod Assembly	1
6		O-Ring	1
7	92-0604	Head - Ring Retaining	1
8		Cup - U	1
9		O-Ring	1
10		Ring - Piston	1
11		Ring - Wear	2

Ref. No.	Part No.	Description	No. Used
12		Ring - Wear	1
13	92-0602	Assembly - Barrel	1
14	92-5811	Assembly - Rod End	1
15		Back-up	1
16		Wiper	1
17	302-5	Fitting - Grease	2
*	86-2190	Cylinder Assembly (Incl. Ref. 4-13 & 15-16)	1
*	92-0600	Kit - Seal (Incl. Ref. #4, 6, 8-12, 15 & 16)	1

*Not Illustrated



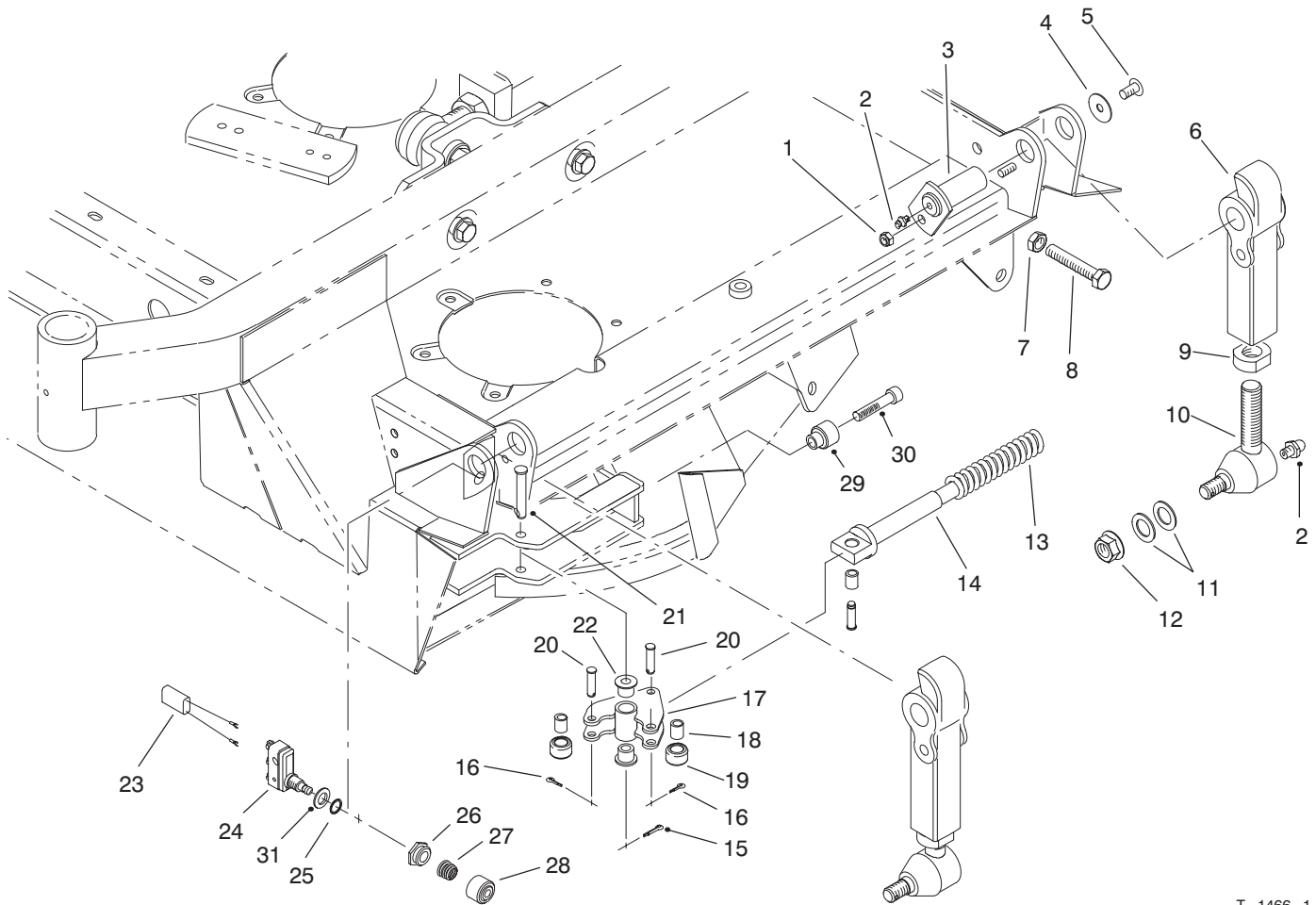
T-1460-1

HYDRAULIC HOSE ASSEMBLY

Ref. No.	Part No.	Description	No. Used
1	340-70	Nut - Lock, Bulkhead	6
2	86-2480	Assembly - Tube	1
3	86-0690	Spacer	3
4	86-2490	Assembly - Tube	1
5	86-2470	Assembly - Tube	1
7	86-2460	Assembly - Hose	2
8	237-42	O-Ring	14
9	340-87	Fitting - Hydraulic	3
10	237-22	O-Ring	9
11	86-5460	Nipple - Coupler	3
12	340-2	Adapter - Straight	2

Ref. No.	Part No.	Description	No. Used
13	86-2630	Spring - Compression	2
14	84-6403	Orifice	2
15	340-86	Fitting - Hydraulic, Tee	2
16	340-77	Elbow - Hydraulic 90°	2
17	86-2440	Assembly - Hose	2
18	86-2450	Assembly - Hose	2
19	340-166	Fitting	1
20	86-2640	Assembly - Tube, Cylinder	2
21	86-1420	Hose - Hydraulic	1
22	92-5807	Retainer - Hardlines	2

*Not Illustrated

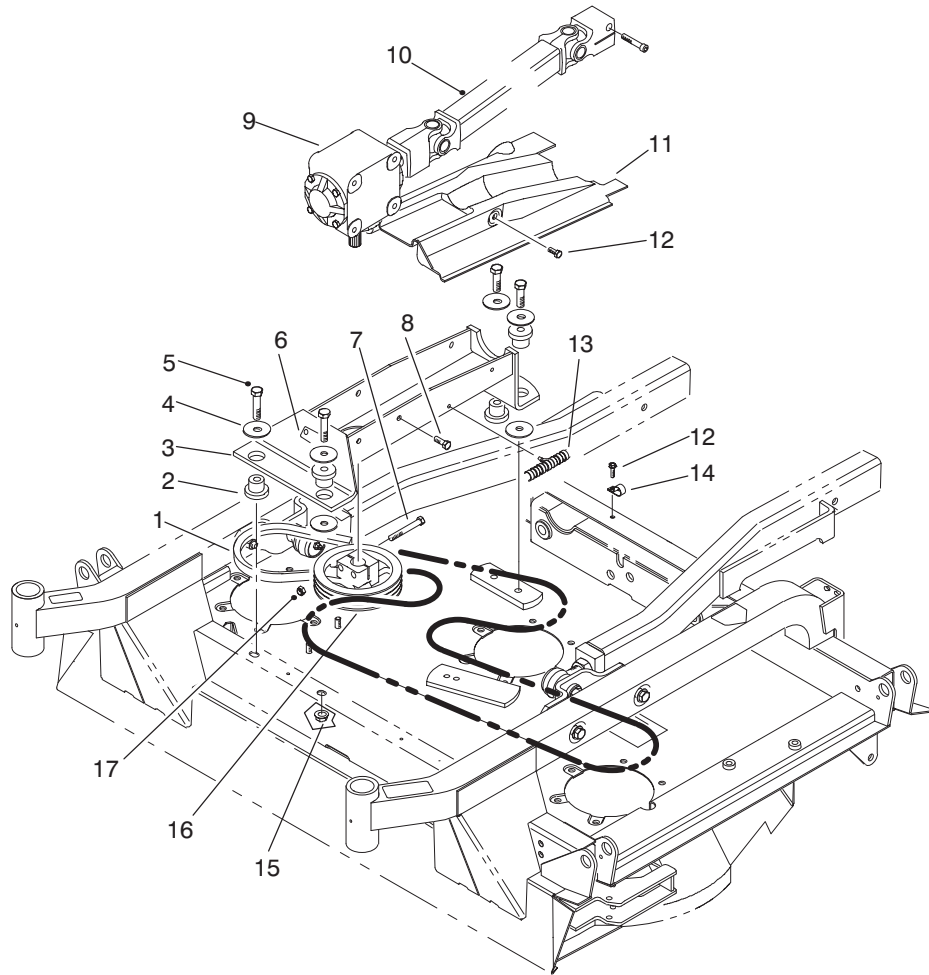


T-1466-1

PIVOT ARM ASSEMBLY

Ref. No.	Part No.	Description	No. Used	Ref. No.	Part No.	Description	No. Used
1	3296-29	Nut - Lock	2	17	86-2150	Lock	2
2	302-5	Fitting - Grease	8	18	86-2090	Bushing	6
3	84-1350	Pin - Pivot	2	19	86-2120	Roller	4
4	53-6380	Washer	4	20	283-61	Pin - Clevis	6
5	323-4	Screw - Hex. Hd	4	21	86-2130	Pin - Clevis	2
6	84-0800	Arm - Pivot	4	22	86-2180	Bushing	4
7	3218-18	Nut - Jam	2	23	72-3790	Wire Assembly	2
8	60-9870	Screw	2	24	86-2680	Switch	2
9	86-2070	Nut	4	*	86-2681	Switch Hardware Packet (Incl. Ref. #25-28)	1
10	86-2080	Ball Joint (Incl. Ref. #2)	4	25		Washer	2
11	86-1440	Washer - Lock	8	26		Nut	2
12	32128-54	Nut - Flange	8	27		Spring	2
13	86-2560	Spring	2	28		Boot	2
14	86-2650	Support - Spring	2	29	92-4036	Cap - Rod	2
15	3272-9	Pin - Cotter	2	30	92-4037	Screw - Hex. Socket Hd.	2
16	3272-5	Pin - Cotter	6	31	41-8440	Washer	2

*Not Illustrated

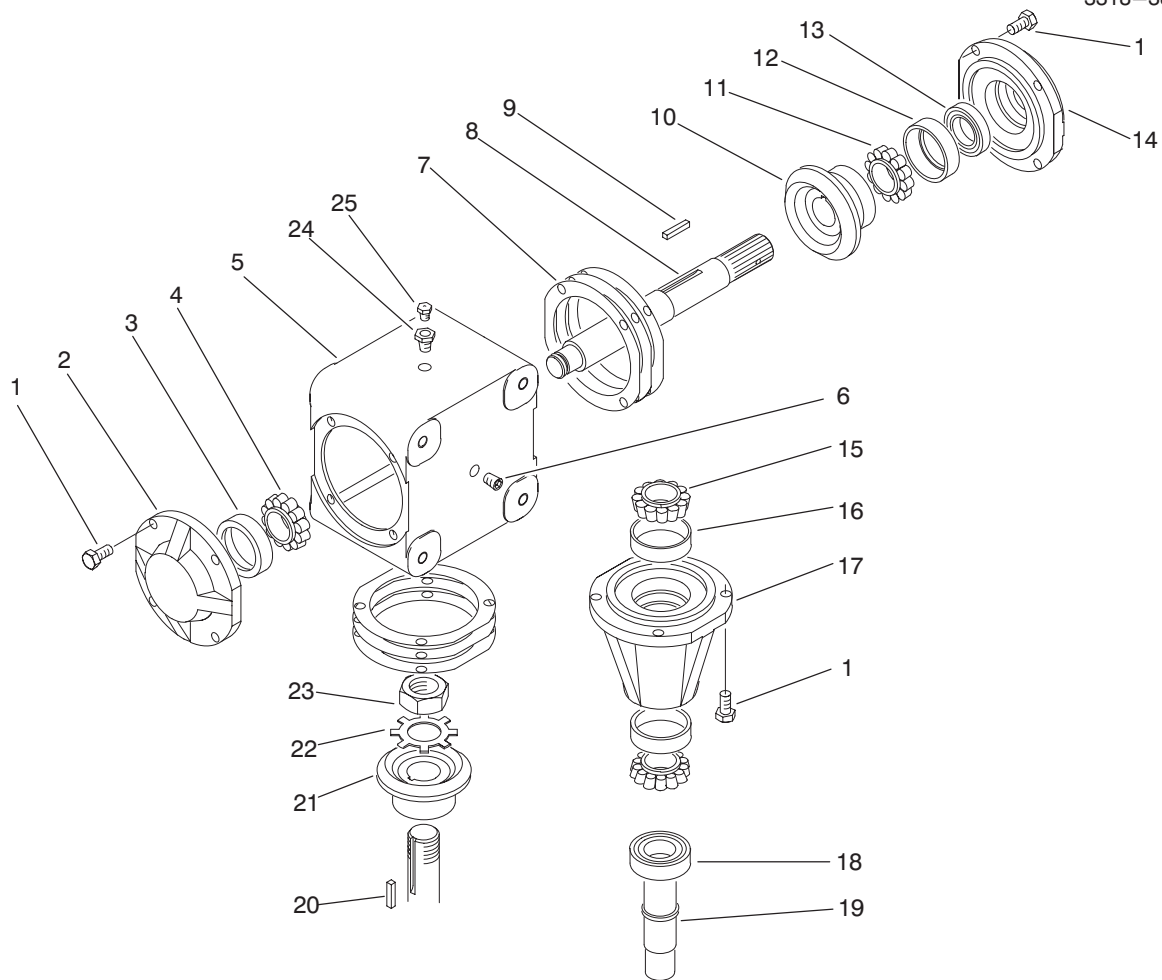


T-1455-1

GEAR BOX, MOUNT & DRIVE SHAFT ASSEMBLY

Ref. No.	Part No.	Description	No. Used	Ref. No.	Part No.	Description	No. Used
1	86-1970	V-Belt	1	10	86-1730	Drive Shaft	1
2	84-1550	Mount - Rubber	4	11	86-1830	Cover - Drive Shaft	1
3	86-2020	Support - Gear Box	1	12	32144-70	Screw - Hex. Flange Hd.	3
4	86-1990	Washer	6	13	86-1910	Wire Harness	1
5	325-9	Screw - Cap Hex. Hd.	4	14	2412-138	Clamp-R	1
6	70-2560	Decal - Lube	1	15	32128-23	Nut - Hex. Flange Hd.	4
*	93-6697	Decal - Lube (Europe)	1	16	86-1410	Pulley - Gearbox 6.50 Dia.	1
7	323-14	Screw - Cap Hex. Hd.	2	*	86-3100	Pulley - Gearbox 7.50 Dia. (Optional)	1
8	3234-1	Screw - Cap Hex. Hd.	4	17	3296-39	Nut - Lock	2
9	86-3090	Gear Box	1				

*Not Illustrated

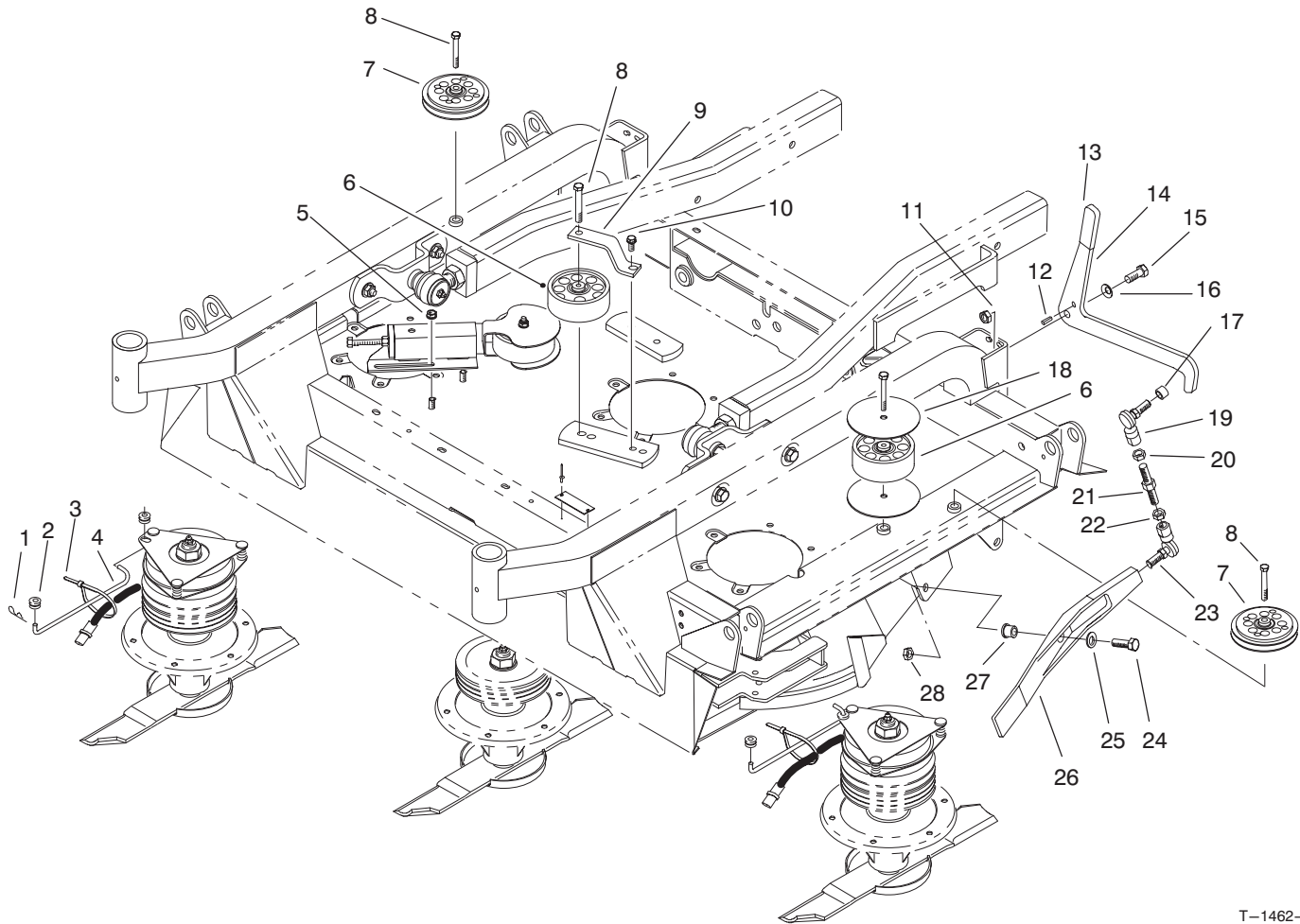


T-1463-2

GEAR BOX ASSEMBLY 86-3090

Ref. No.	Part No.	Description	No. Used	Ref. No.	Part No.	Description	No. Used
1	62-3310	Screw	12	13	92-0609	Seal	1
2	62-3320	Cap - Blank	1	14	92-0608	Cap - Thru	1
3	62-3340	Cup - Bearing	1	15	92-0616	Cone - Bearing	2
4	254-94	Cone - Bearing	1	16	92-0617	Cup - Bearing	2
5	92-0605	Housing	1	17	92-0618	Hub	1
6	62-3490	Plug - Pipe	2	18	92-0615	Seal	1
7	21-6180	Gasket - .015	A/R	19	92-0614	Shaft - Pinion	1
*	62-3430	Gasket - .005	A/R	20	62-3380	Key	1
*	62-3440	Gasket - .003	A/R	21	92-0619	Gear - LH	1
8	92-0620	Shaft - Thru	1	22	92-0613	Washer - Lock, Gear	1
9	92-0606	Key	1	23	92-0612	Nut - Lock	1
10	92-0607	Gear - RH	1	24	62-3550	Bushing - Reducer	1
11	92-0610	Cone - Bearing	1	25	62-3520	Valve - Pressure Relief	1
12	92-0611	Cup - Bearing	1				

*Not Illustrated

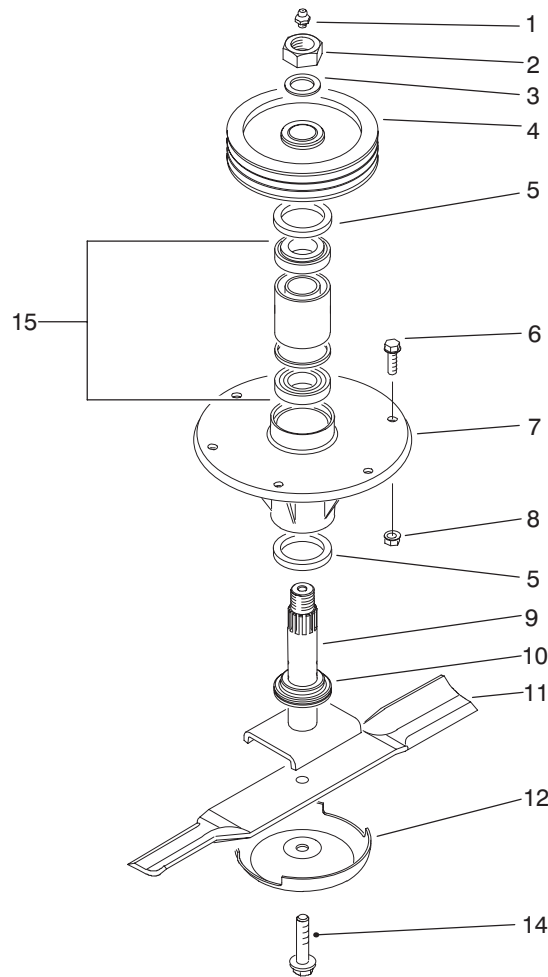


T-1462-2

CENTER DECK PULLEY ASSEMBLIES

Ref. No.	Part No.	Description	No. Used
1	3290-467	Pin - Hair, Cotter	2
2	237-141	Grommet - Rubber	4
3	3290-378	Tie - Cable	2
4	86-2590	Rod - Clutch	2
5	32128-19	Nut - Lock, Flange Hd.	2
6	92-0625	Idler Pulley Assembly	2
7	92-9722	Idler Pulley Assembly	2
8	323-13	Screw - Cap Hex. Hd.	4
9	86-1820	Bracket - Pulley	1
10	32144-70	Screw - Hex. Flange Hd.	1
11	3296-25	Nut - Lock	2
12	32121-11	Pin - Roll	2
13	48-7081	Cover - Handle	2
14	86-2400	Latch - Arm	2

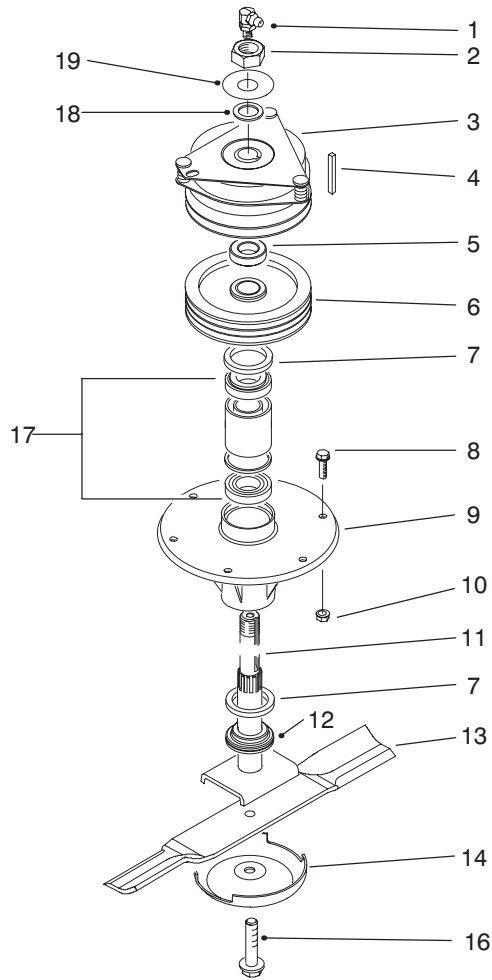
Ref. No.	Part No.	Description	No. Used
15	325-5	Screw - Cap Hex. Hd.	2
16	3290-483	Washer - Belleville	2
17	86-1560	Spacer	2
18	86-2600	Washer	2
19	86-1490	Rod End - LH Thread	2
20	3220-12	Nut - Jam LH Thread	2
21	86-1570	Rod - Threaded	2
22	3220-5	Nut - Jam	2
23	86-1550	Rod End - RH Thread	2
24	325-7	Screw - Cap Hex. Hd.	2
25	3256-26	Washer - Flat	2
26	92-4033	Door Trap	2
27	256-243	Bushing	2
28	3296-45	Nut - Lock	2



T-1328-1

SPINDLE ASSEMBLY (Center)

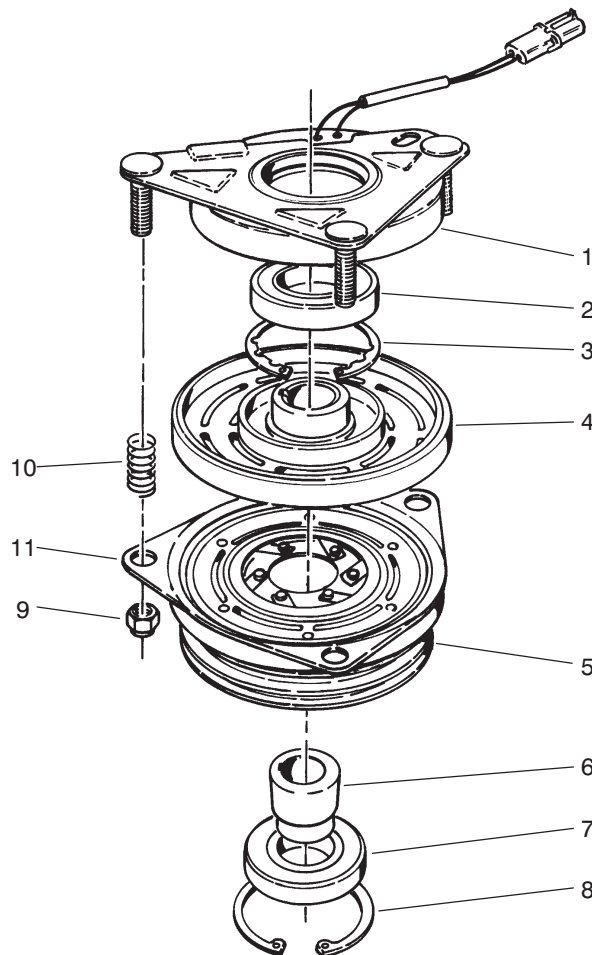
Ref. No.	Part No.	Description	No. Used	Ref. No.	Part No.	Description	No. Used
1	302-2	Fitting - Grease	1	8	3290-357	Nut - Lock, Flange Head	6
2	3296-49	Nut - Lock	1	9	86-2340	Shaft - Spindle	1
3	86-1480	Washer	1	10	92-9800	Spacer - Spindle	1
4	84-0780	Pulley	1	11	86-0010	Blade - 19"	1
5	253-154	Seal - Oil	2	12	72-9361	Cup - Anti-Scalp	1
6	3234-11	Screw - Hex. Flange Head	6	14	92-5816	Bolt - Blade	1
7	69-1530	Housing - Spindle	1	15	71-2530	Assembly - Bearing	1



T-1329-2

SPINDLE ASSEMBLY (Clutch)

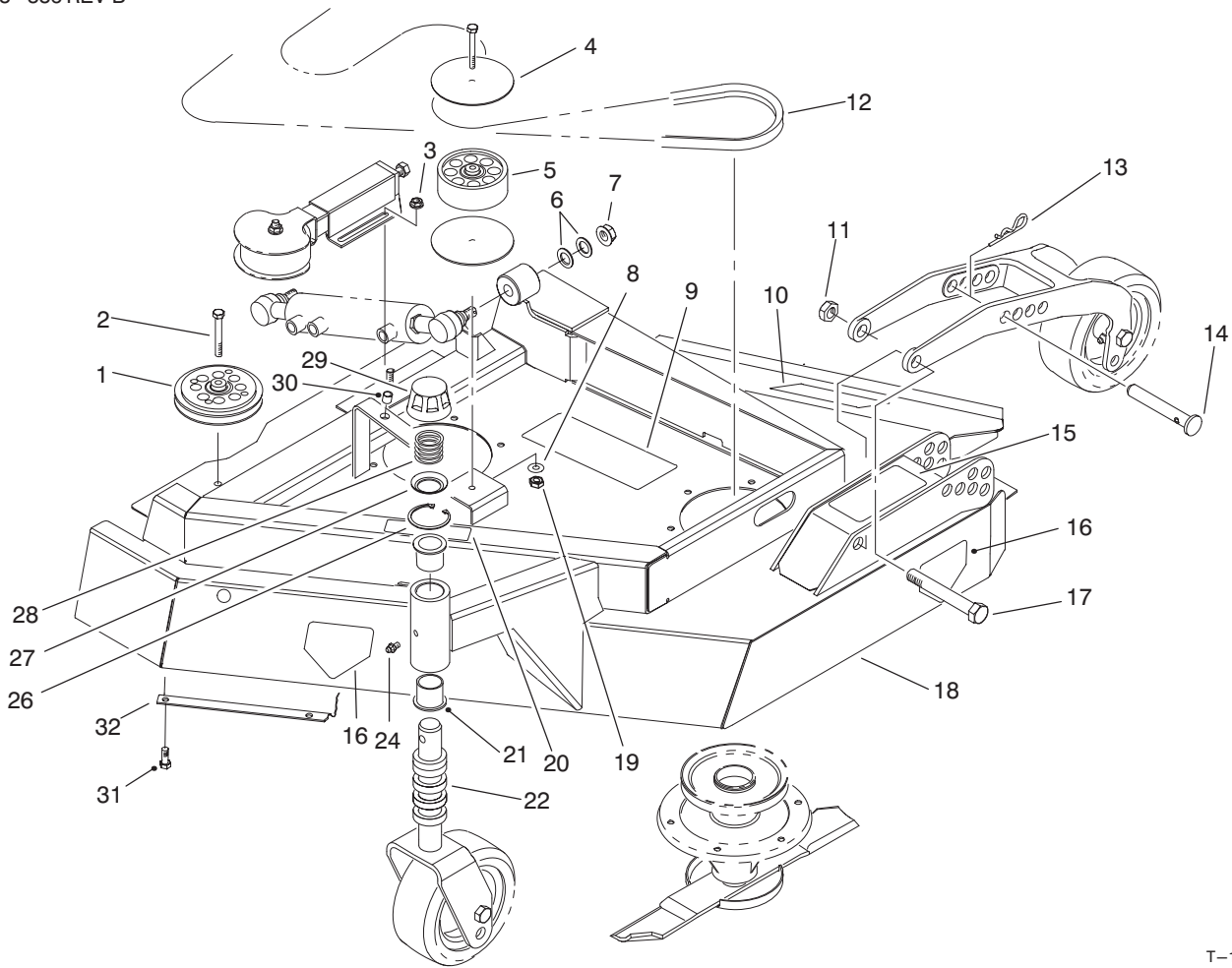
Ref. No.	Part No.	Description	No. Used	Ref. No.	Part No.	Description	No. Used
1	302-33	Fitting - Grease 90°	1	10	3290-357	Nut - Flange	6
2	3296-49	Nut - Lock	1	11	86-2360	Shaft - Spindle	1
3	86-1710	Assembly - Clutch, Elect.	1	12	92-9800	Spacer - Spindle	1
4	68-3220	Key - Square	1	13	86-0010	Blade - 19"	1
5	86-1740	Spacer	1	14	72-9361	Cup - Anti-Scalp	1
6	84-0780	Pulley	1	16	92-5816	Bolt - Blade	1
7	253-154	Seal - Wave	2	17	71-2530	Assembly - Bearing	1
8	3234-11	Screw - Hex. Flange Head	6	18	86-1480	Washer	1
9	69-1530	Housing - Spindle	1	19	94-8013	Washer	1



T-0544-1

CLUTCH ASSEMBLY NO. 86-1710

Ref. No.	Part No.	Description	No. Used	Ref. No.	Part No.	Description	No. Used
1	67-7050	Field Rotor Assembly (Incl. Ref. #2-4)	1	6	67-7080	Collar - Bearing	1
2		Bearing - Field	1	7	67-7090	Bearing - Pulley	1
3		Ring - Retaining	1	8	67-7060	Ring - Retaining	1
4		Field Coil Assembly	1	9	3296-6	Nut - Lock	3
5	92-0627	Armature & Pulley Assy. (Incl. Ref. #6-8)	1	10	44-8320	Spring	3
				11	67-7100	Plate - Brake	1



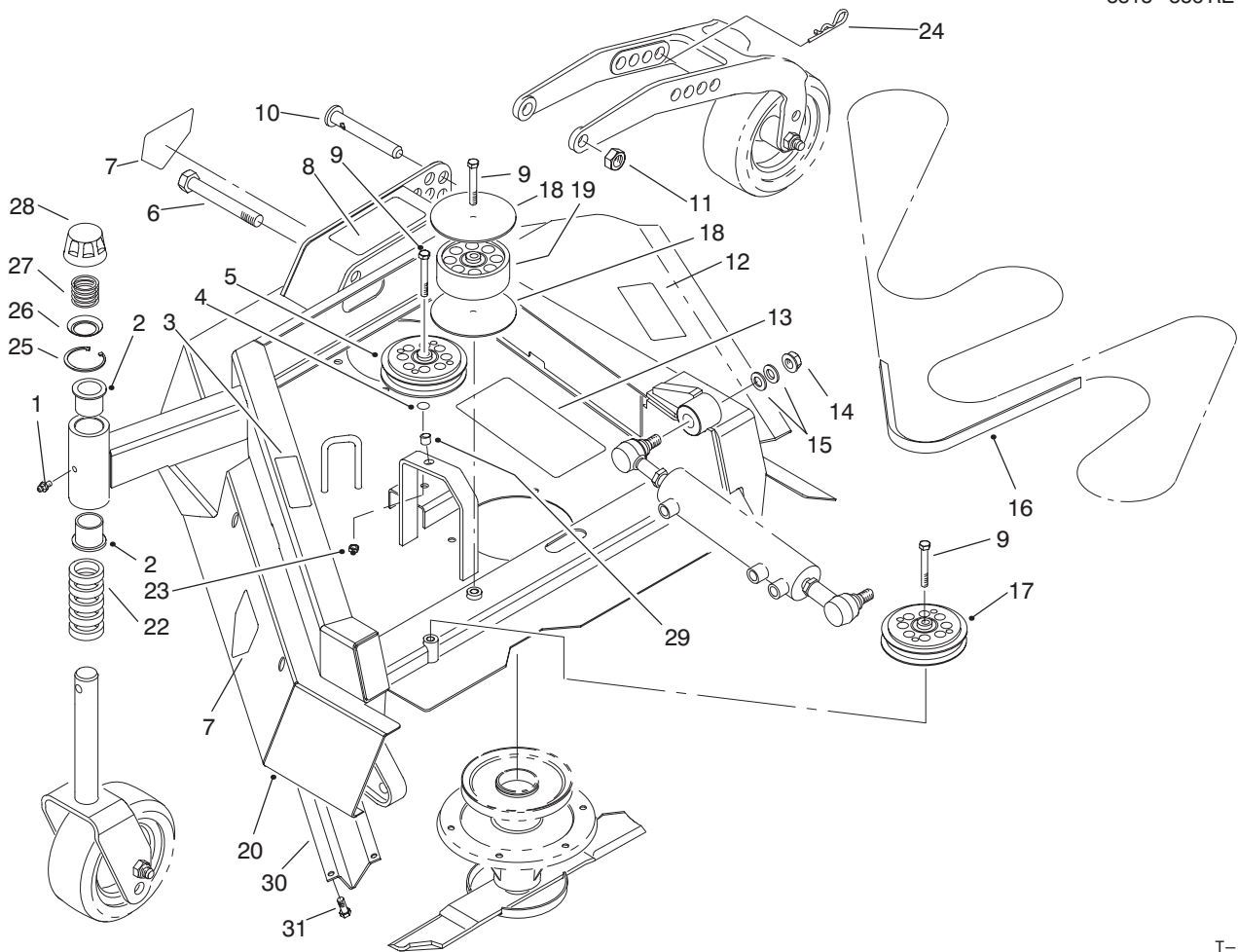
T-1454-2

WING DECK ASSEMBLY – L.H.

Ref. No.	Part No.	Description	No. Used
1	92-9722	V-Idler Pulley Assembly	2
2	323-13	Screw – Cap Hex. Hd.	2
3	32128-19	Nut – Lock Flange Hd.	2
4	86-2600	Washer – Belt Guide	2
5	92-0625	Idler Pulley Assembly	1
6	86-1440	Washer – Flat	2
7	32128-54	Nut – Flange	1
8	53-6380	Washer – Flat	1
9	86-0750	Decal – Belt LH	1
10	66-1340	Decal – Danger	1
*	93-7824	Decal – Danger (Europe)	1
11	3296-15	Nut – Lock	1
12	86-1960	V-Belt	1
13	3290-256	Pin – Cotter Hair	1
14	86-2010	Pin – H.O.C., Wing	1
15	86-0710	Decal – H.O.C.	1
*	93-9412	Decal – H.O.C. (Europe)	1
16	43-8480	Decal – Danger	2
*	93-7815	Decal – Danger (Europe)	2
17	3216-6	Screw – Cap Hex. Hd.	1

Ref. No.	Part No.	Description	No. Used
18	92-7756	Wing Deck Assembly LH (Incl. Ref. #9, 10, 15, 16, 20, 21 & 30)	1
19	3296-39	Nut – Lock	1
20	85-6410	Decal – Danger	1
*	93-7814	Decal – Danger (Europe)	1
21	69-6470	Bushing	2
22	69-1510	Spacer	5
24	302-5	Fitting – Grease	1
26	92-5581	Ring – Retaining, Internal	1
27	92-5583	Washer	1
28	92-9726	Spring – Compression	1
29	92-8861	Cap	1
30	32148-10	Insert – Threaded	1
31	32144-11	Screw – Hex. Washer Hd. (Europe)	10
32	93-7208	Shield – Wing (Europe)	1
*	92-9727	Cap Assembly – H.O.C. (Incl. Ref. #26-29)	1

*Not Illustrated

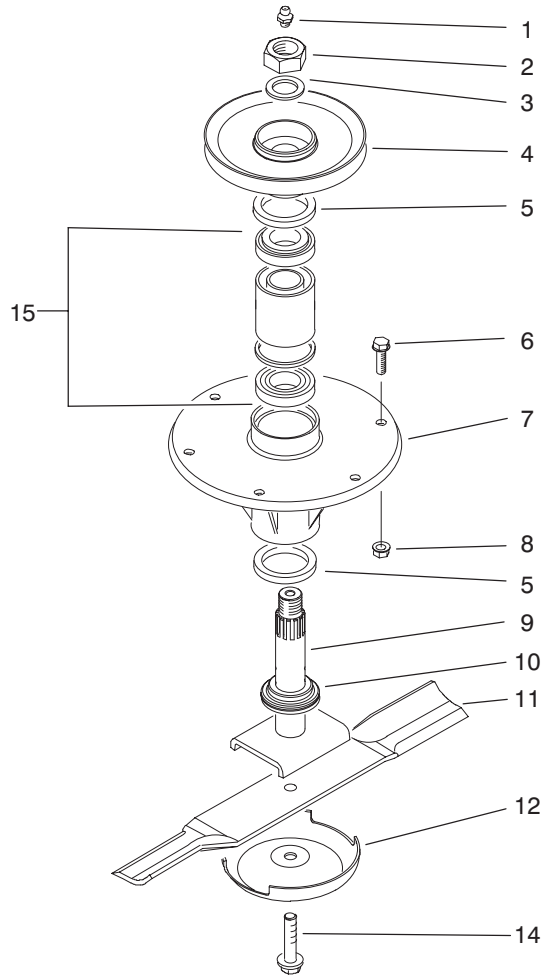


T-1452-2

WING DECK ASSEMBLY – R.H.

Ref. No.	Part No.	Description	No. Used	Ref. No.	Part No.	Description	No. Used
1	302-5	Fitting – Grease	1	17	92-9722	Idler Pulley Assembly	1
2	69-6470	Bushing	2	18	86-2600	Washer – Guide, Belt	2
3	85-6410	Decal – Danger	1	19	92-0625	Idler Pulley Assembly	1
*	93-7814	Decal – Danger (Europe)	1	20	92-7758	Wing Deck Assembly R.H. (Incl. Ref. #2, 3, 7, 8, 12, 13 & 29)	1
4	3256-35	Washer – Flat	1	22	69-1510	Spacer – Fork	5
5	92-9721	Idler Pulley Assembly	1	23	3296-39	Nut – Lock	1
6	3216-6	Screw – Cap Hex. Hd.	1	24	3290-256	Pin – Cotter, Hair	1
7	43-8480	Decal – Danger	2	25	92-5581	Ring – Retaining, Internal	1
*	93-7815	Decal – Danger (Europe)	2	26	92-5583	Washer	1
8	86-0700	Decal – H.O.C.	1	27	92-9726	Spring – Compression	1
*	93-9413	Decal – H.O.C. (Europe)	1	28	92-8861	Cap	1
9	323-13	Screw – Cap Hex. Hd.	3	29	32148-10	Insert – Threaded	1
10	86-2010	Pin – H.O.C. Pivot	1	30	93-7208	Shield – Wing (Europe)	1
11	3296-15	Nut – Lock	1	31	32144-11	Screw – Hex. Washer Hd. (Europe)	10
12	66-1340	Decal – Danger	1	*	92-9727	Cap Assembly H.O.C. (Incl. Ref. #25-28)	1
*	93-7824	Decal – Danger (Europe)	1				
13	86-0760	Decal	1				
14	32128-54	Nut – Flange	1				
15	86-1440	Washer – Flat	2				
16	86-1960	V-Belt	1				

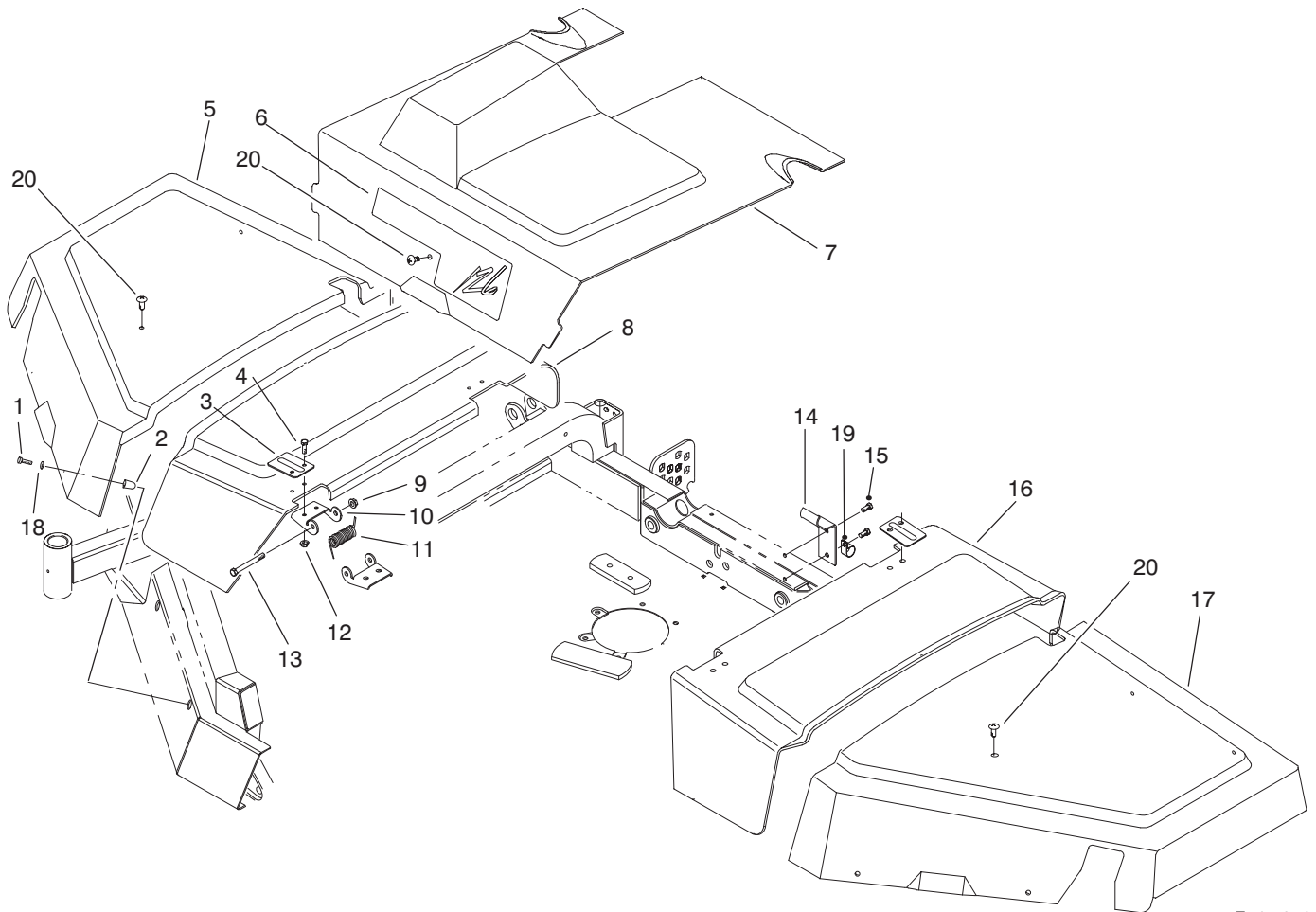
*Not Illustrated



T-1327-1

SPINDLE ASSEMBLY (Wings)

Ref. No.	Part No.	Description	No. Used	Ref. No.	Part No.	Description	No. Used
1	302-2	Fitting - Grease	1	8	3290-357	Nut - Flange	6
2	3296-49	Nut - Lock	1	9	86-2340	Shaft - Spindle	1
3	86-1480	Washer	1	10	92-9800	Spacer - Spindle	1
4	86-1700	Pulley	1	11	86-0010	Blade - 19"	1
5	253-154	Seal - Oil	2	12	72-9361	Cup - Anti-Scalp	1
6	3234-11	Screw - Hex. Flange Head	6	14	92-5816	Bolt - Blade	1
7	69-1530	Housing - Spindle	1	15	71-2530	Assembly - Bearing	1



T-1453-2

COVER ASSEMBLY

Ref. No.	Part No.	Description	No. Used	Ref. No.	Part No.	Description	No. Used
1	3250-20	Screw - Pan Phil. Hd.	8	11	86-1920	Spring - Torsion	2
2	86-0790	Button - Guard	8	12	32128-20	Nut - Lock, Flange Head	8
3	86-1900	Plate - Hinge	4	13	323-15	Screw - Cap Hex. Head	4
4	3234-29	Screw - Cap Flange Head	8	14	86-2660	Stop - Cover	1
5	86-1840	Cover - Right Hand	1	15	32144-70	Screw	2
6	86-0770	Decal - Quadfloat	1	16	86-1880	Cover - Center, Left Hand	1
7	86-1860	Cover - Center	1	17	86-1850	Cover - Left Hand	1
8	86-1870	Cover - Center, Right Hand	1	18	3256-67	Washer - Flat	8
9	3296-59	Nut - Lock, Flange Head	4	19	2412-138	Clamp - R	1
10	86-1890	Hinge	4	20	3250-36	Screw - Pan Hd.	3

TORO PART NUMBER INDEX

Part No.	Description	Pg. No.	Ref. No.	Qty.	Part No.	Description	Pg. No.	Ref. No.	Qty.
3-1506	Bushing - Flange	3	9	2	48-9460	Screw - Cap Hex. Hd.	33	16	1
3-6498	Washer	28	49	2	48-9470	Bolt - Hex. Head	26	11	3
5-2512	Bushing - Sleeve	7	19	2	48-9470	Screw - Cap Hex. Hd.	33	12	1
10-8110	Washer - Thrust	9	13	1	49-2640	Seal-Shaft	30	5	1
14-0859	Fuel Tank Plate Assembly	21	25	1	49-2660	Frontplate Assembly	30	7	1
14-0949	Battery Base Assembly	33	40	1	49-2670	Plate-Wear	30	13	1
20-9500	Washer	10	55	2	49-2680	Seal - O-Ring (Molded)	30	10	1
21-3000	Nut	76	7	2	49-2690	Gasket-Backup	30	12	1
21-4191	Seat Belt Assembly	74	1	1	49-2700	Seal-Bearing	30	11	1
21-6180	Gasket - .015	85	7 A/R		52-9230	Ring-Retaining	11	3	1
21-9260	Cover - Dust	9	6	1	52-9240	Bushing-Seal, Gland	11	4	1
23-7270	Nut - Wheel	6	20	10	52-9250	Needle Bearing Kit	11	*	1
25-2380	Plate - Thrust	5	10	1	52-9260	Screw-Set	11	1	1
25-2430	Pin - Straight	5	13	1	52-9270	Seat-Ball, Check	11	24	1
27-2360	Switch - Ignition	18	20	1	52-9280	Ball-Check	11	22	1
27-3710	Dipstick	3	21	1	52-9290	Retainer-Check Ball	11	21	1
28-3380	Plate - Valve	5	1	1	52-9320	Drive	11	15	1
28-3520	O-Ring	31	31	1	53-6380	Washer	83	4	4
28-3570	O-Ring	31	11	1	53-6380	Washer - Flat	90	8	1
29-4820	Roller	76	29	2	53-9681	Mount - Rubber, Engine	33	9	2
29-6163	Switch - Micro	28	26	1	53-9682	Mount - Rubber, Eng	33	31	1
31-0390	Washer - Friction	10	56	2	53-9682	Mount - Rubber, Engine	33	44	1
37-2690	Capacitor	12	12	1	55-4300	Decal - Warning	78	10	1
37-2690	Capacitor (Europe)	12	41	1	55-4300	Decal - Warning	76	33	2
37-8771	Screw - Hex. Washer Hd.	53	23	2	56-6710	Seal - O-Ring	30	9	2
41-8440	Washer	83	31	2	56-7973	Clamp	32	20	2
43-8480	Decal - Danger	91	7	2	56-7973	Clamp - Hose	60	58	2
43-8480	Decal - Danger	90	16	2	56-7973	Clamp - Hose	62	58	2
43-8480	Decal - Danger	76	41	1	56-7973	Clamp - Tube	9	46	4
43-8600	Spring - Switch	12	20	1	56-7973	Clamp - Tube	57	56	2
43-8610	Guide	12	19	1	57-0680	Shaft	76	28	2
43-8610	Guide - Spring & Ball	3	50	1	57-0690	Pin	76	27	2
43-8620	Guide - Pin, Switch	12	22	1	57-5420	Screw - Shoulder	25	1	1
43-8860	Plunger - Switch	12	21	1	58-6290	Poppet Assembly	20	34	3
43-9071	Boot - Switch	12	11	1	58-6310	Spacer	20	28	3
43-9071	Seat Switch Assembly	12	*	1	58-6320	Wiper - Seal	20	24	3
44-8320	Spring	27	9	3	58-6330	Seat Assy.	20	35	3
44-8320	Spring	89	10	3	58-6340	Seal - O-Ring	20	36	3
46-0330	Nut-Hex	50	1	2	58-6350	Plug Assembly	20	11	3
46-6550	Fitting - Fuel 90°	21	6	2	58-6370	Washer - Back-Up	20	10	6
46-6560	Bushing - Rubber	21	9	2	58-6400	Bushing	20	25	3
46-6810	Assy. - Screw & Washer	19	1	4	58-6420	Cap Assembly	20	30	3
46-6810	Screw - Hex. Washer Hd.	1	3	9	58-6450	Seal - O-Ring	20	12	6
46-8091	Screw - Hex. Washer Hd.	1	14	2	58-6460	Ring - Retaining	20	29	3
47-6990	Nut	9	27	1	58-6470	Washer	20	18 A/R	
48-1800	Cylinder Block Kit	5	2	1	58-6480	Washer	20	19 A/R	
48-4590	Horn	12	32	1	58-6490	Washer	20	20 A/R	
48-7081	Cover - Handle	86	13	2	58-6700	Washer	20	26	3
48-7081	Sleeve	2	48	2	58-6720	Seal - O-Ring	20	7	3
48-7570	Screw - Cap Hex. Hd.	33	23	3	58-6730	Spring	20	27	3
48-7610	Screw - Cap Hex. Hd.	33	34	3	58-6750	Seal - O-Ring	20	17	1
48-7700	Screw - Cap Hex. Hd.	33	18	8	58-6760	Spring	20	3	3
48-7700	Screw - Cap Hex. Hd.	40	38	3	58-6770	Plunger - Detent	20	4	3
48-7730	Screw - Cap Hex. Hd.	33	19	1	58-6780	Plug Assembly	20	1	3
48-7780	Screw - Cap Hex. Hd.	33	32	3	58-6790	Seal - O-Ring	20	5	3
48-7810	Screw - Cap Hex. Hd.	33	22	3	59-6430	Valve - Check	10	61	1
48-7810	Screw-Mounting	50	5	3	59-6730	Race-Bearing	11	7	2
48-7840	Screw - Cap Hex. Hd.	33	11	1	59-6740	Bearing-Needle, Thrust	11	8	1
48-7880	Nut - Hex.	15	5	2	59-6820	Centering Spring Kit	11	11	1
48-7880	Nut - Hex.	16	5	2	59-6830	Kit-Centering Pin	11	20	1
48-7880	Nut - Hex.	17	28	1	60-3780	Seal Kit	20	*	1
48-7880	Nut - Hex.	34	34	3	60-5710	Plug Assembly	30	18	1
48-7890	Nut	17	29	1	60-5720	Seal - O-Ring	20	9	6
48-7890	Nut - Hex.	15	4	1	60-5730	Disc	30	20	1
48-7890	Nut - Hex.	16	4	1	60-5860	Plug Assembly	30	24	1
48-7930	Nut - Hex	15	3	1	60-5890	Washer	30	6	1
48-7930	Nut - Hex	16	3	1	60-6450	Disc	20	2 A/R	
48-7930	Nut - Hex.	34	33	1	60-9870	Screw	83	8	2
48-7930	Nut - Hex.	33	45	1	61-2790	Screen	25	3	1

*Not Illustrated

TORO PART NUMBER INDEX (Cont.)

Part No.	Description	Pg. Ref. No. No. Qty.	Part No.	Description	Pg. Ref. No. No. Qty.
62-2170	Washer - Thrust	56 20 4	69-1170	Gauge - Sight	25 6 1
62-3310	Screw	85 1 12	69-1180	Armrest	13 32 2
62-3320	Cap - Blank	85 2 1	69-1510	Spacer	90 22 5
62-3340	Cup - Bearing	85 3 1	69-1510	Spacer	77 47 10
62-3380	Key	85 20 1	69-1510	Spacer - Fork	91 22 5
62-3430	Gasket - .005	85 * A/R	69-1530	Housing - Spindle	87 7 1
62-3440	Gasket - .003	85 * A/R	69-1530	Housing - Spindle	92 7 1
62-3490	Plug - Pipe	85 6 2	69-1530	Housing - Spindle	88 9 1
62-3520	Valve - Pressure Relief	85 25 1	69-1560	Lever - Lock	9 33 1
62-3550	Bushing - Reducer	85 24 1	69-1830	Plug Assembly	20 16 1
62-7400	Decal - TORO	1 1 1	69-2970	Cap - Hub	56 32 2
62-7650	Gasket - Sending Unit	21 28 1	69-2980	Seal - Inner	56 25 2
62-9510	Washer - Brake Lever	35 10 1	69-6470	Bushing	91 2 2
63-4090	Fitting - Adapter 90°	19 16 1	69-6470	Bushing	90 21 2
63-7622	Hose - Fuel	21 22 2	69-6470	Bushing	77 49 4
63-7622	Hose - Fuel	34 25 1	69-6470	Bushing - Flange	56 21 4
63-7622	Hose - Fuel Line	34 17 1	69-7010	Lever - Valve, L.H.	19 * 1
63-7626	Hose - Fuel	21 7 1	69-7290	Mount - Carrier	76 43 2
63-7627	Hose - Fuel	21 8 1	69-8890	Cap - Spindle	56 18 2
63-7627	Hose - Fuel	34 21 1	69-9140	Link - Lever, Valve	19 9 3
63-7880	Latch - Brake	8 16 1	69-9300	Pad - Bumper	72 26 2
63-7900	Rack - Brake	9 37 1	69-9940	Nut - Jam	6 33 4
63-8360	Key - Ignition	18 5 1	70-1380	Sleeve - Protective	72 9 1
63-8410	Washer	28 17 4	70-1480	Relay (Europe)	18 26 2
63-8410	Washer	8 34 1	70-1480	Relay - SPDT	12 29 1
63-8410	Washer - Flat	25 25 3	70-1480	Relay - Sealed	17 5 3
63-9751	Mount - Linkage Rod	8 10 1	70-1480	Relay - Starter	21 35 1
63-9751	Mount - Rubber	28 21 4	70-2560	Decal - Lube	84 6 1
65-5100	Handle - Hood	1 18 1	70-2560	Decal - Oil	2 42 1
66-1140	Hub	8 32 3	71-2530	Assembly - Bearing	87 15 1
66-1340	Decal - Danger	90 10 1	71-2530	Assembly - Bearing	92 15 1
66-1340	Decal - Danger	91 12 1	71-2530	Assembly - Bearing	88 17 1
66-1930	Nut - Lock	58 2 1	71-4580	Roller - Clutch	59 29 1
66-1930	Nut - Lock	64 11 1	71-4580	Roller - Clutch	61 29 1
66-1940	Piston	64 4 1	71-4590	Washer - Thrust	59 27 2
66-2490	Clamp - Battery	33 5 1	71-4590	Washer - Thrust	61 27 2
66-2920	Washer - Nylon	8 39 1	72-0130	Kit - Horn	9 26 1
66-2940	Gauge - Fuel	18 10 1	72-3790	Wire Assembly	83 23 2
66-6480	Washer	7 6 2	72-4320	Switch - Ball	12 17 1
66-8510	Adjuster & Handle	13 16 1	72-4320	Switch - Ball	3 22 1
66-8530	Adjuster	13 21 1	72-9361	Cup - Anti-Scalp	87 12 1
66-8560	Nut - Push	13 2 4	72-9361	Cup - Anti-Scalp	92 12 1
66-8600	Frame - Upper	13 25 1	72-9361	Cup - Anti-Scalp	88 14 1
66-8610	Frame - Lower	13 15 1	74-0720	Tube - Manual	12 1 1
66-9290	Spacer - Suspension	13 22 8	74-3410	Radiator	53 6 1
66-9303	Screw - Flange Head	26 6 6	74-3630	Actuator - Brake	6 5 2
66-9303	Screw - Hex. Flange Hd.	28 38 6	74-3640	Disc - Brake	6 4 4
67-7050	Field Rotor Assembly	89 1 1	74-3650	Fan	33 28 1
67-7060	Ring - Retaining	89 8 1	74-3670	Assy. - Column, Steering	9 11 1
67-7080	Collar - Bearing	89 6 1	74-4080	Orifice - Breather	25 46 1
67-7090	Bearing - Pulley	89 7 1	74-4090	Tread - Foot Rest	1 29 1
67-7100	Plate - Brake	89 11 1	74-4980	Shroud - Fan Upper	53 3 1
67-7160	Holder - Fuse	17 20 1	74-4990	Shroud - Fan, Bottom	54 48 1
67-9100	Gasket	5 11 1	74-5250	Pin - Axle Pivot	62 54 1
68-3220	Key - Square	88 4 1	74-5460	Angle Radiator Support	53 42 1
68-3280	Spring - Seat	14 4 2	74-5470	Mount - Engine	33 10 1
68-6150	Breather	21 10 2	74-5480	Cable - Throttle	17 31 1
68-6480	Bushing - Flange	72 19 4	74-5500	Bolt - Wheel	59 41 10
68-6710	Roller	76 38 1	74-5500	Bolt - Wheel	61 41 10
68-6840	Shaft	76 37 1	74-5520	Clutch - Fan	33 29 1
68-7573	Seal - Shroud	1 10 2	74-5580	Tank - Fuel	21 32 1
68-8080	Wheel - Steering	9 25 1	74-5621	Axle - 4wd	61 36 1
68-8340	Decal - Caution	76 39 1	74-5700	Bearing - Needle	59 17 1
68-8950	8 Tube - w/Valve	79 14 2	74-5700	Bearing - Needle	61 17 1
68-8950	Tube - w/Valve	80 14 2	74-5760	PCV Valve	36 46 1
68-9420	Washer - Lock	43 4 6	74-5770	Lever - Shift	9 15 1
68-9420	Washer - Lock	39 34 3	74-5790	Shaft - Pivot	9 17 1
69-0760	Bracket - Armrest L.H.	13 * 1	74-5860	Sending Unit - Fuel	21 29 1
69-0770	Bracket - Armrest R.H.	13 36 1	74-5910	Fitting - Bulkhead, Special	19 27 1

*Not Illustrated

TORO PART NUMBER INDEX (Cont.)

Part No.	Description	Pg. Ref. No. No. Qty.	Part No.	Description	Pg. Ref. No. No. Qty.
74-5940	Assembly - Tie Rod	57 * 1	74-7110	Insert - Valve (3.375mm)	39 * 8
74-6020	Hose - Radiator, Lower	35 3 1	74-7120	Insert - Valve (3.400mm)	39 * 8
74-6020	Hose - Radiator, Lower	54 47 1	74-7130	Insert - Valve (3.425mm)	39 * 8
74-6050	Lever - Valve, Center	19 * 1	74-7140	Insert - Valve (3.450mm)	39 * 8
74-6060	Lever - Valve, R.H.	19 12 1	74-7150	Insert - Valve (3.475mm)	39 * 8
74-6110	Stop - Pedal	8 38 1	74-7160	Insert - Valve (3.500mm)	39 * 8
74-6230	Assy. - Tube, Traction	25 41 1	74-7170	Insert - Valve (3.550mm)	39 * 8
74-6400	Assembly - Tube	53 31 1	74-7180	Insert - Valve (3.625mm)	39 * 8
74-6400	Assembly - Tube, Filter Line	25 12 1	74-7190	Insert - Valve (3.700mm)	39 * 8
74-6450	Bracket - Bulkhead	56 5 1	74-7200	Insert - Valve (3.775mm)	39 * 8
74-6450	Bracket - Bulkhead	60 49 1	74-7210	Insert - Valve (3.850mm)	39 * 8
74-6450	Bracket - Bulkhead	62 49 1	74-7220	Insert - Valve (3.925mm)	39 * 8
74-6490	Hose - Water Line	35 15 2	74-7230	Insert - Valve (4.000mm)	39 * 8
74-6540	Tappet - Valve	39 14 8	74-7240	Collar - Split	38 12 16
74-6550	Cup - Upper Valve Spring	38 11 8	74-7260	Bolt - Head	39 29 10
74-6560	Spring - Valve	38 10 8	74-7270	Washer - Flat	39 28 10
74-6570	Cup - Lower Valve Spring	38 9 8	74-7300	Pan - Oil	36 23 1
74-6580	Insert - Valve (1.650mm)	38 13 8	74-7310	Plug - Threaded	36 20 1
74-6590	Insert - Valve (1.725mm)	38 * 8	74-7320	Gasket	36 19 1
74-6600	Insert - Valve (1.800mm)	38 * 8	74-7330	Screw - Cap Hex. Hd.	36 25 23
74-6610	Insert - Valve (1.900mm)	38 * 8	74-7380	Gasket - Oil Pan	36 21 1
74-6620	Insert - Valve (1.975mm)	38 * 8	74-7400	Tube	40 41 1
74-6630	Insert - Valve (2.050mm)	38 * 8	74-7420	Ball	40 45 4
74-6640	Insert - Valve (2.125mm)	38 * 8	74-7430	Chamber - Turbulence	40 46 4
74-6650	Insert - Valve (2.225mm)	38 * 8	74-7440	Chamber - Turbulence	40 * 4
74-6660	Insert - Valve (2.250mm)	38 * 8	74-7450	Seat - Intake Valve	40 48 4
74-6670	Insert - Valve (2.275mm)	38 * 8	74-7460	Seat - Intake Valve	40 * 4
74-6680	Insert - Valve (2.300mm)	38 * 8	74-7480	Valve - Intake	40 49 4
74-6690	Insert - Valve (2.325mm)	38 * 8	74-7560	Washer - Spring	39 16 3
74-6700	Insert - Valve (2.350mm)	38 * 8	74-7600	Plug	38 4 4
74-6710	Insert - Valve (2.375mm)	38 * 8	74-7630	Gasket - Valve Cover	39 18 1
74-6720	Insert - Valve (2.400mm)	38 13 8	74-7640	Cover - Valve	39 19 1
74-6730	Insert - Valve (2.425mm)	38 * 8	74-7650	Washer - Flat	39 20 3
74-6740	Insert - Valve (2.450mm)	38 * 8	74-7670	Head Bolt & Washer Set	40 * 1
74-6750	Insert - Valve (2.475mm)	38 * 8	74-7770	Hose - Crankcase	36 11 1
74-6760	Insert - Valve (2.500mm)	38 * 8	74-7780	Gasket	36 12 1
74-6770	Insert - Valve (2.525mm)	38 * 8	74-7790	Screw	36 13 1
74-6780	Insert - Valve (2.550mm)	38 * 8	74-7800	Pin	36 14 2
74-6790	Insert - Valve (2.575mm)	38 * 8	74-7810	Gasket - Plate	36 15 1
74-6800	Insert - Valve (2.600mm)	38 * 8	74-7820	Plate	36 16 1
74-6810	Insert - Valve (2.625mm)	38 * 8	74-7840	Plug	40 42 2
74-6820	Insert - Valve (2.650mm)	38 * 8	74-7840	Plug - 27 mm Dia.	36 18 8
74-6830	Insert - Valve (2.675mm)	38 * 8	74-7840	Plug - 27 mm Dia.	39 33 2
74-6840	Insert - Valve (2.700mm)	38 * 8	74-7860	Gasket Set	36 * 1
74-6850	Insert - Valve (2.725mm)	38 * 8	74-7850	Gasket	36 24 2
74-6860	Insert - Valve (2.750mm)	38 * 8	74-7930	Screw - Bearing Cap	36 27 10
74-6870	Insert - Valve (2.775mm)	38 * 8	74-7940	Bushing - Spring	36 28 1
74-6880	Insert - Valve (2.800mm)	38 * 8	74-7950	Screw - Plate	36 29 6
74-6890	Insert - Valve (2.825mm)	38 * 8	74-7960	Stud - Filter	36 30 1
74-6900	Insert - Valve (2.850mm)	38 * 8	74-7970	Filter - Oil	36 31 1
74-6910	Insert - Valve (2.875mm)	38 * 8	74-7990	Pin	37 16 1
74-6920	Insert - Valve (2.900mm)	38 * 8	74-7990	Pin - Spring	36 33 4
74-6930	Insert - Valve (2.925mm)	38 * 8	74-8000	Plug	36 34 2
74-6940	Insert - Valve (2.950mm)	38 * 8	74-8010	Guide - Dipstick	36 35 1
74-6950	Insert - Valve (2.975mm)	38 * 8	74-8030	Pin - Spring	36 37 1
74-6960	Insert - Valve (3.000mm)	38 * 8	74-8040	Plug - Drain	36 38 1
74-6970	Insert - Valve (3.025mm)	38 * 8	74-8080	Washer	37 2 1
74-6980	Insert - Valve (3.050mm)	39 13 8	74-8100	Gear - Pinion	37 4 1
74-6990	Insert - Valve (3.075mm)	39 * 8	74-8110	Sprocket - Oil Pump	37 5 1
74-7000	Insert - Valve (3.100mm)	39 * 8	74-8120	Key - Woodruff	37 6 2
74-7010	Insert - Valve (3.125mm)	39 * 8	74-8140	Cover	37 9 1
74-7020	Insert - Valve (3.150mm)	39 * 8	74-8150	Gasket - Cover	37 10 1
74-7040	Insert - Valve (3.200mm)	39 * 8	74-8170	Bearing Set (Std.)	37 12 1
74-7050	Insert - Valve (3.225mm)	39 * 8	74-8180	Bearing Set (.30mm OS)	37 * 1
74-7060	Insert - Valve (3.250mm)	39 * 8	74-8200	Thrust Bearing Set	37 * 2
74-7070	Insert - Valve (3.275mm)	39 * 8	74-8210	Thrust Bearing Set	37 * 2
74-7080	Insert - Valve (3.300mm)	39 * 8	74-8220	Thrust Bearing Set	37 * 2
74-7090	Insert - Valve (3.325mm)	39 * 8	74-8230	Crankshaft	37 14 1
74-7100	Insert - Valve (3.350mm)	39 * 8	74-8240	Seal	37 15 1

*Not Illustrated

TORO PART NUMBER INDEX (Cont.)

Part No.	Description	Pg. No.	Ref. No.	Qty.	Part No.	Description	Pg. No.	Ref. No.	Qty.
74-8260	Flywheel	37	34	1	76-4880	Plug - Electrical	15	2	1
74-8270	Pin	37	18	3	76-4880	Plug - Electrical	16	2	1
74-8280	Screw - Cap Hex. Hd.	37	19	8	76-4910	Stud	47	26	3
74-8290	Seal - #1 Bearing Cap	37	20	2	76-4930	Washer	47	5	3
74-8300	Clip - Piston Pin	37	21	8	76-4940	Gear - Pump, Injection	47	2	1
74-8310	Pin - Piston	37	22	4	76-4950	Nut	47	1	1
74-8320	Piston Ring Set - 0.20 mm	37	*	4	76-4990	Bracket	49	15	1
74-8330	Piston Ring Set - 0.50 mm	37	*	4	76-5000	Screw	49	9	1
74-8340	Piston Ring Set - 0.80 mm	37	*	4	76-5010	Washer	41	23	3
74-8360	Rod - Connecting, Set of 4	37	25	1	76-5010	Washer - Spring	49	2	1
74-8380	Bearing - Connecting Rod	37	27	1	76-5010	Washer - Spring	44	7	5
74-8390	Bearing - Connecting Rod	37	*	1	76-5060	Screw	49	1	1
74-8400	Bolt - Connecting Rod	37	28	8	76-5070	Oil Pump Assembly	44	1	1
74-8420	Piston Set - Stage #1	37	29	1	76-5090	Spring - Piston	44	3	1
74-8430	Piston Set - Stage #2	37	*	1	76-5100	Bolt - Shoulder	44	5	1
74-8440	Piston Set - Stage #3	37	*	1	76-5130	Stud	38	6	6
74-8610	Pin	47	7	2	76-5170	Chain - Pump Drive	44	13	1
74-8610	Pin	49	8	2	76-5180	Washer - Copper	22	1	4
74-8630	Bushing - Flange	47	8	1	76-5190	Fitting - Adjustable	22	2	2
74-8650	Journal	47	12	1	76-5220	Element - Filter	22	5	1
74-8680	Gasket	47	14	2	76-5260	Relay - Glow Plug	51	1	1
74-8690	Union - Inlet	47	13	1	76-5260	Relay - Glow Plug	17	15	1
74-8710	Washer	47	16	1	76-5290	Washer - Spring	51	4	4
74-8710	Washer - E.T.L.W.	51	9	1	76-5300	Fuel Filter Assembly	21	23	1
74-8750	Pipe	48	12	1	76-5310	Washer - E.T.L.W.	51	7	1
74-8770	Plug	48	10	1	76-5320	Sensor - Water	22	9	1
74-8830	Belt	41	18	1	76-5470	Screw	39	17	2
74-8870	Gasket	47	21	2	76-5500	Screw	46	6	5
74-8900	Washer - Flat	38	7	6	76-5520	Holder - Injector	48	5	4
74-8910	Bracket - Horn	12	33	1	76-5530	Gasket - Injector	48	3	4
74-8920	Washer - Copper	30	26	4	76-5540	Plug	48	2	4
74-8990	Spool Assembly	30	23	1	76-5570	Washer-Lock	50	2	2
74-9000	Relief Valve Assy.	30	17	1	76-5590	Sleeve - Spring	50	4	1
74-9010	Kit - Seal	30	*	1	76-5600	Injector	48	9	4
74-9020	Backplate Repair Kit	30	*	1	76-5610	Pinion - Output	4	1	1
74-9080	Cable - Battery Pos.	33	1	1	76-5630	Gear - Spur	4	3	1
74-9090	Cable - Battery Neg.	33	*	1	76-5640	Gasket	4	4	1
74-9100	Pad - Forward Pedal	8	7	1	76-5650	Washer - Thrust	4	8A	3
74-9110	Pad - Reverse Pedal	8	9	1	76-5660	Pin-Dowel	4	6	2
74-9122	Hose - Vent	21	17	1	76-5670	Seal-Oil	4	7	2
74-9480	Seal - Lip	5	6	1	76-5680	Shim - Orange .126/.123	4	52	A/R
74-9500	Screw - Cap Hex. Hd.	5	16	4	76-5680	Washer - Thrust	4	8	1
74-9510	Washer - Flat	5	15	1	76-5690	Washer - Thrust	4	9	2
75-0140	Spring - Conical	31	5	2	76-5700	Bearing-Thrust	4	10	1
75-0240	O-Ring	31	4	2	76-5710	Plug-Magnetic - Drain	4	11	1
75-0400	Plate - Thrust	31	37	1	76-5720	Screw - Hex Hd.	4	12	13
75-0470	Kit - Cylinder Block	31	38	1	76-5740	Shim - Lt. Grn. .123/.120	4	*	A/R
75-0480	Pin	31	15	2	76-5760	Cover Assembly	4	16	1
75-0500	Bearing - Needle	31	13	1	76-5780	Gear - Spur	4	18	1
75-0510	Pin	31	40	1	76-5820	Screw - Hex Flanged Hd.	4	22	1
75-0550	Strainer - Tank	25	23	1	76-5830	Ball - Steel	4	23	1
75-2080	Seal Kit (for Ref. #41-42)	19	*	1	76-5840	Spring - Shifter Fork	4	24	1
75-5470	Washer	29	53	5	76-5850	Seal - Oil	4	25	1
75-6820	Hour Meter	21	42	1	76-5860	Bearing - Needle	4	26	2
75-9550	Valve - Check	25	33	1	76-5870	Bearing - Needle	4	27	3
75-9790	Arm - Pivot, Rear	80	1	2	76-5890	Ring - Retaining	4	30	2
76-1880	Segmented 10" Wheel	79	18	2	76-5900	Fork - Shift	4	35	1
76-1910	Shaft - Pivot	13	3	2	76-5930	Block - Drive	4	38	2
76-1920	Bearing - Sleeve	13	14	4	76-5940	Pin - Drive	4	39	1
76-1930	Knob - Adjustment	13	27	1	76-5950	Pinion - Bevel	4	40	2
76-1940	Spring - Extension	13	1	2	76-5960	Carrier	4	41	1
76-2940	Bumper	13	9	2	76-5980	Screw - Hex Flanged Hd.	4	43	6
76-4120	Mount - Engine	33	21	1	76-5990	Carrier - Differential	4	45	1
76-4180	Boot - Brake Rod	7	15	2	76-6000	Gear - Bevel	4	47	2
76-4220	Mount - Engine	33	30	1	76-6010	Spacer	4	49	2
76-4240	Plate - Adapter	6	2	2	76-6010	Spacer - Transaxle	6	1	2
76-4260	Bushing	71	3	1	76-6020	Washer - Thrust	4	50	2
76-4300	Lever - Throttle	17	26	1	76-6030	Seal - Oil	4	51	1
76-4310	Support - Base, Battery	33	38	1	76-6040	Plug - Pipe	4	14	2

*Not Illustrated

TORO PART NUMBER INDEX (Cont.)

Part No.	Description	Pg. Ref. No. No. Qty.	Part No.	Description	Pg. Ref. No. No. Qty.
76-6040	Plug - Pipe	3 41 1	76-7480	Plug - Vent	68 7 1
76-6270	Foam - Panel	19 3 1	76-7490	Shaft - Differential	69 14 2
76-6300	Gerotor	11 16 1	76-7500	Bearing	69 15 4
76-6320	Spacer	11 17 1	76-7510	Pinion - 14T	70 10 2
76-6360	Strip - Seal	1 11 2	76-7510	Pinion - 14T	69 17 2
76-6361	Strip - Seal	2 49 1	76-7520	Shim - 0.1 mm	69 16 A/R
76-6380	Strip - Seal Access Panel	2 41 1	76-7530	Shim - 0.2 mm	69 * A/R
76-6381	Seal - Strip	53 36 2	76-7540	Shim - 0.4 mm	69 * A/R
76-6382	Seal - Strip	53 37 2	76-7550	Ring - Retaining	69 18 2
76-6570	Washer - Thrust	61 15 2	76-7560	Case - Gear	70 1 2
76-6580	Motor - Hydraulic	59 23 1	76-7580	Seal - O-Ring	69 19 4
76-6580	Motor - Hydraulic	61 23 1	76-7590	Spacer	69 20 2
76-6600	Pipe - Stand	21 4 1	76-7600	Bolt - Reamer	69 21 2
76-6610	Clevis - Brake	7 17 2	76-7610	Bolt	69 23 6
76-6910	Rotating Assembly	65 14 1	76-7620	Washer - Lock	69 22 8
76-6920	Back Plate Assembly	65 2 1	76-7630	Holder - 25 mm R.H.	70 * 1
76-6930	Shaft - Drive	65 12 1	76-7640	Bolt	70 5 8
76-6940	Housing Assembly	65 6 1	76-7640	Bolt	70 28 20
76-6950	Race - Thrust	65 9 1	76-7650	Shaft - Final Drive	70 2 2
76-6960	Bearing - Thrust	65 10 1	76-7660	Holder - 20 mm L.H.	70 4 1
76-6970	Insert - Camplate	65 5 1	76-7670	Bearing	70 3 4
76-6980	O-Ring	65 3 1	76-7680	Case - Final Drive	70 8 2
76-6990	Screw - Cap, Hex. Hd.	65 1 6	76-7700	Shim - 0.8 mm	71 25 A/R
76-7000	Ring - Retaining	65 8 2	76-7710	Bolt	71 8 4
76-7010	Ring - Retaining	65 13 1	76-7720	Nut	71 9 4
76-7020	Spacer	65 11 1	76-7730	Bushing	70 7 2
76-7040	Pad - Foot	19 38 1	76-7740	Seal - Oil	70 6 2
76-7090	Cover - Front, Control	19 2 1	76-7750	Pinion - 15T	70 11 2
76-7100	Housing - Axle A	68 1 1	76-7760	Shim - 1.0 mm	71 * A/R
76-7110	Plug	67 5 1	76-7770	Cover	70 9 2
76-7110	Plug	68 5 1	76-7780	Shim - 1.2 mm	71 * A/R
76-7110	Plug	70 26 4	76-7790	Shim - 1.4 mm	71 * A/R
76-7120	Seal - Washer	67 6 1	76-7810	Holder - Bearing	70 19 2
76-7120	Seal - Washer	68 6 1	76-7820	Shim - 1.0 mm	71 5 A/R
76-7120	Seal - Washer	70 27 4	76-7830	Shaft - Wheel	70 21 2
76-7130	Housing - Axle B	68 3 1	76-7840	Gear - Bevel	70 13 2
76-7140	Plug	67 9 1	76-7870	Seal - Oil	70 20 2
76-7140	Plug	68 9 1	76-7880	Spacer	70 15 2
76-7160	Gear Case Assembly	69 * 1	76-7890	Shim - 0.15 mm	70 14 A/R
76-7170	Case - Differential	69 3 1	76-7900	Shim - 0.2 mm	70 * A/R
76-7180	Pinion - Mate	69 10 2	76-7910	Shim - 0.4 mm	70 * A/R
76-7190	Gear - Side	69 9 2	76-7920	Ring - Retaining	70 16 2
76-7200	Shaft - Pinion	69 4 1	76-7930	Ring - Retaining	70 17 2
76-7210	Washer - Thrust	69 11 2	76-7950	Bushing	71 4 1
76-7220	Washer - Thrust	69 8 2	76-7960	Fitting - Grease	71 21 2
76-7230	Washer - Lock	69 5 4	76-7960	Fitting - Grease	70 30 2
76-7240	Ring - Gear	69 2 1	76-7970	Shim - 1.4 mm	71 * A/R
76-7250	Shaft - Drive	69 1 1	76-7980	Shim - 1.2 mm	71 * A/R
76-7260	Bolt	69 6 8	76-7990	Shim - .08 mm	71 * A/R
76-7270	Pin - Spring	69 7 1	76-8000	Bolt	71 6 4
76-7280	Bearing	69 12 2	76-8010	Washer	71 7 4
76-7290	Shim - 0.1 mm	69 13 A/R	76-8020	Rod - Tie	71 22 1
76-7300	Shim - 0.2 mm	69 * A/R	76-8030	L.H. Rod End Assembly	71 10 1
76-7310	Shim - 0.3 mm	69 * A/R	76-8040	Nut - L.H.	71 24 1
76-7320	Sleeve	66 4 1	76-8050	R.H. Rod End Assembly	71 16 1
76-7330	Bearing	66 1 1	76-8060	Nut - R.H.	71 23 1
76-7340	Seal - Oil	66 6 1	76-8070	Adapter	66 12 1
76-7350	Bushing	66 7 1	76-8140	Bracket - Steering	9 7 1
76-7360	O-Ring	66 10 1	76-8150	Support - Shaft, Steering	10 58 1
76-7370	Bearing	66 11 1	76-8160	Support - Steering	9 8 1
76-7380	Washer	66 8 1	76-8270	Pin - Brake	7 14 2
76-7390	Nut - Lock	66 9 1	76-8300	Cover - Housing, Axle	6 8 2
76-7400	O-Ring	66 2 2	76-8340	Shaft - Pivot, Steering	10 57 1
76-7410	Shim - 0.1 mm	66 3 A/R	76-8350	Stop - Axle	59 8 2
76-7420	Shim - 0.2 mm	66 * A/R	76-8350	Stop - Axle	61 8 2
76-7430	Shim - 0.4 mm	66 * A/R	76-8350	Stop - Axle	56 12 2
76-7470	Pipe	67 8 1	76-8440	Boot - Throttle	17 16 1
76-7470	Pipe	68 8 1	76-8450	Boot - Lift Lever	17 3 1
76-7480	Plug - Vent	67 7 1	76-8640	Stud - Traction	28 50 1

*Not Illustrated

TORO PART NUMBER INDEX (Cont.)

Part No.	Description	Pg. Ref. No. No. Qty.	Part No.	Description	Pg. Ref. No. No. Qty.
76-8750	Plate - Caution	53 4 1	82-4960	Pad - Brake	8 15 2
76-8780	Decal - Fuel	21 12 1	82-4970	Ring - Retaining	5 17 1
76-8870	Assy. - Damper, Lever	28 3 1	82-4990	Housing - Fixed	5 9 1
76-9030	Bearing Housing Assembly	8 30 1	82-5180	Control - Pump	28 20 1
76-9050	Rod - Brake, Parking	9 42 1	82-5190	Shaft - Traction Pedal	8 8 1
76-9060	Gauge - Temperature	18 9 1	82-5240	Plate - Pivot	29 61 1
76-9100	Spacer	3 2 2	82-5280	Shaft - Pivot	28 28 1
76-9100	Spacer	9 22 1	82-5300	Support - Heel	19 39 1
76-9290	Bracket - Bulkhead	59 3 1	82-5370	Foam - R.O.P.S. Bar	74 7 2
76-9290	Bracket - Bulkhead	61 3 1	82-5380	Shim - Pinion .045	3 39 1
76-9300	Fender L.H.	2 37 1	82-5390	Shim - Pinion .038	3 * 1
76-9340	Fender R.H.	2 * 1	82-5400	Shim - Pinion .052	3 * 1
76-9370	Bar - R.O.P.S.	74 4 1	83-1470	Washer - Neoprene	2 51 2
76-9430	Spring - Extension	28 12 1	83-2280	Timer - Delay	17 6 1
76-9440	Rod - Seat Prop	12 9 1	83-9150	Decal - Starting Fluid	34 28 1
76-9450	Boot - Column, Steering	9 29 1	84-0080	Spiral Gear Set (Matched)	4 * 1
76-9460	Plate - Seat	12 3 1	84-0090	Shim - Lt. Blue .120/.117	4 * A/R
76-9480	Sleeve - Pivot, Seal	12 35 2	84-0130	Shim - Pink .129/.126	4 * A/R
76-9590	Hose - Hydraulic	59 10 2	84-0140	Shim - Black .132/.129	4 * A/R
76-9590	Hose - Hydraulic	61 10 2	84-0170	Pulley - P.T.O.	28 44 1
76-9680	Bearing Housing Assembly	8 18 1	84-0180	Pulley - Lower	26 17 1
76-9690	Rod - Brake	7 3 2	84-0210	Gasket - End Cap	31 14 1
76-9690	Rod - Brake Linkage	8 4 2	84-0240	Housing - Pump	31 33 1
76-9700	Cover - Tower	1 2 1	84-0250	Swash Plate - Variable	31 36 1
76-9760	Pivot - Damper	29 63 1	84-0260	Bearing - Roller	31 21 4
76-9790	Foam - Fuel Tank	21 2 1	84-0270	Spacer - Trunnion	31 19 4
76-9930	Foam - Seat Plate Rear	12 7 1	84-0280	Plate - Valve R.H.	31 39 1
76-9950	Bracket - Ring	25 43 4	84-0300	Shaft - Pump	31 26 1
76-9970	Valve - 4 WD	32 22 1	84-0310	Bearing - Ball	31 27 1
77-0950	Washer	77 45 2	84-0320	Ring - Retaining	31 28 1
77-2870	Hanger - Spring	13 24 1	84-0330	Screw - Cap Hex. Hd.	31 25 8
77-3300	Stud	43 1 6	84-0360	Washer	31 24 8
77-3310	Gasket	43 2 2	84-0380	Ring - Retaining Internal	31 32 2
77-3320	Nut - Hex	43 5 6	84-0400	Seal - Lip	31 29 1
77-3400	Camshaft	41 5 1	84-0410	Carrier - Seal	31 30 1
77-3410	Key	41 4 1	84-0430	O-Ring	31 18 4
77-3420	Gasket	41 3 1	84-0440	Cover - Trunnion	31 17 2
77-3440	Screw	41 1 2	84-0450	Cover - Trunnion	31 35 1
77-3450	Washer	41 2 2	84-0460	Screw	31 16 8
77-3470	Screw	44 10 1	84-0470	Seal - Lip	31 34 2
77-3490	Screw	44 11 1	84-0480	Poppet - Charge Relief	31 8 1
77-3510	Spring	41 14 1	84-0490	Spring - Compression	31 9 1
77-3520	Cup	41 13 1	84-0500	Assy. - Charge Relief Plug	31 12 1
77-3600	Shield - Adapter	33 35 1	84-0550	Ring - Retaining	31 6 2
77-3620	Retainer - Cover	53 16 4	84-0570	Shim - Trunnion Kit	31 20 4
77-3640	Bearing	5 12 1	84-0680	Link - Shift	9 30 1
77-3700	Gasket - Muffler, Exhaust	35 18 1	84-0690	Rod - Shift	3 5 1
77-3780	Pin - Lynch	12 4 1	84-0700	Rod - Shift	3 11 1
77-3790	Plug - Drain	36 26 1	84-0720	Valve - Velocity	32 29 1
77-3970	Spacer - Relay	17 13 1	84-0730	Arm - Lift, L.H.	72 20 1
77-4000	Shim Set	69 * 1	84-0750	Housing - Bearing	28 32 1
77-4010	Shim Set	66 * 1	84-0760	Adapter - Pump to Engine	33 24 1
77-4020	Shim Set	69 * 1	84-0780	Pulley	87 4 1
77-4030	Shim Set	70 * 1	84-0780	Pulley	88 6 1
77-4040	Shim Set	71 * 1	84-0800	Arm - Pivot	83 6 4
77-4050	Shim Set	71 * 1	84-0940	Assy. - Brake Linkage Arm	7 1 1
77-4260	Link - Shift	3 6 1	84-0970	Assy. - Brake Linkage Arm	7 11 1
80-7730	Spacer	12 25 2	84-0990	Pin - Pivot	7 20 2
80-7730	Spacer	1 27 1	84-1030	Driveshaft	28 43 1
80-7730	Spacer	29 65 3	84-1080	Frame Assembly	1 6 1
80-8660	Spacer	57 57 1	84-1170	Plate - Axle	61 12 2
80-8660	Spacer	60 59 1	84-1320	Shaft - P.T.O.	26 5 1
80-8660	Spacer	62 59 1	84-1330	Hub - Splined	28 41 1
82-3660	Bracket - Cover	21 39 1	84-1350	Pin - Pivot	83 3 2
82-3700	Reservoir - Hydraulic	25 4 1	84-1350	Pin - Pivot	72 8 2
82-3740	Oil Cooler Assembly	53 14 1	84-1380	Anchor - Spring	28 10 1
82-3750	Cover - Console	18 21 1	84-1410	Adapter - Clutch	26 13 1
82-4900	Foam - Seat Front	12 8 1	84-1440	Plate - Adapter	33 33 1
82-4950	Plunger - Spring	9 14 1	84-1450	Panel - Gauge	18 2 1

*Not Illustrated

TORO PART NUMBER INDEX (Cont.)

Part No.	Description	Pg. No.	Ref. No.	Qty.	Part No.	Description	Pg. No.	Ref. No.	Qty.
84-1460	Decal - GM 455D	1	20	2	86-1870	Cover - Center, Right Hand	93	8	1
84-1470	Decal - Operation	8	42	1	86-1880	Cover - Center, Left Hand	93	16	1
84-1480	Hose - Dampener	28	13	1	86-1890	Hinge	93	10	4
84-1490	Latch - Lockup	2	46	2	86-1890	Hinge	76	25	4
84-1500	Bracket - Neutral	29	60	1	86-1900	Plate - Hinge	93	3	4
84-1540	Key	26	18	1	86-1910	Harness - Wire, Deck	15	8	1
84-1550	Mount - Rubber	84	2	4	86-1910	Harness - Wire, Deck	16	8	1
84-1550	Mount - Rubber	26	22	5	86-1910	Wire Harness	84	13	1
84-1560	Washer - Thrust	26	26	4	86-1920	Spring - Torsion	93	11	2
84-1570	Spacer	55	1	2	86-1960	V-Belt	90	12	1
84-1570	Spacer	26	21	1	86-1960	V-Belt	91	16	1
84-1580	Washer - Clutch	26	38	1	86-1970	V-Belt	84	1	1
84-1590	U-Bolt	6	24	2	86-1990	Washer	84	4	6
84-1600	Bracket - Support, Trans.	3	13	1	86-1990	Washer	26	42	4
84-1610	Support - Rod, Shift	3	10	1	86-2000	Bolt - Thin Head	78	9	3
84-1620	Plate - Support, Axle	6	10	2	86-2010	Pin - H.O.C. Pivot	91	10	1
84-5300	Nut	76	11	4	86-2010	Pin - H.O.C., Wing	90	14	1
84-5300	Nut - Jam	81	3	2	86-2020	Support - Gear Box	84	3	1
84-6402	Orifice	19	26	1	86-2070	Nut	83	9	4
84-6403	Orifice	82	14	2	86-2080	Ball Joint	83	10	4
84-6420	Plunger	20	37	2	86-2090	Bushing	83	18	6
84-6430	Plunger	20	31	1	86-2120	Roller	83	19	4
85-4980	Switch - Toggle	18	17	1	86-2130	Pin - Clevis	83	21	2
85-6410	Decal - Danger	91	3	1	86-2150	Lock	83	17	2
85-6410	Decal - Danger	90	20	1	86-2180	Bushing	83	22	4
85-6410	Decal - Danger	77	52	1	86-2190	Cylinder - Hydraulic	76	14	2
86-0010	Blade - 19"	87	11	1	86-2190	Cylinder Assembly	81	*	1
86-0010	Blade - 19'	92	11	1	86-2230	Cover - Guide, RH	76	9	1
86-0010	Blade - 19"	88	13	1	86-2260	Cover - Guide, LH	76	*	1
86-0050	Screw - Adjusting	78	7	3	86-2280	Frame - Carrier, RH	76	20	1
86-0060	Sleeve - Tube	78	2	6	86-2320	Frame - Carrier, LH	76	23	1
86-0690	Spacer	82	3	3	86-2340	Shaft - Spindle	87	9	1
86-0700	Decal - H.O.C.	91	8	1	86-2340	Shaft - Spindle	92	9	1
86-0710	Decal - H.O.C.	90	15	1	86-2360	Shaft - Spindle	88	11	1
86-0720	Decal - H.O.C. LH	76	24	1	86-2380	Strap - Deck H.O.C.	76	19	2
86-0730	Decal - H.O.C. RH	76	8	1	86-2390	Pin - H.O.C.	76	26	2
86-0740	Decal - Belt	76	31	1	86-2400	Latch - Arm	86	14	2
86-0750	Decal - Belt LH	90	9	1	86-2440	Assembly - Hose	82	17	2
86-0760	Decal	91	13	1	86-2450	Assembly - Hose	82	18	2
86-0770	Decal - Quadfloat	93	6	1	86-2460	Assembly - Hose	82	7	2
86-0780	Decal - H.O.C.	76	36	1	86-2470	Assembly - Tube	82	5	1
86-0790	Button - Guard	93	2	8	86-2480	Assembly - Tube	82	2	1
86-1150	Yoke - End	75	1	2	86-2490	Assembly - Tube	82	4	1
86-1160	Kit - Universal	75	2	2	86-2501	Orifice	19	22	2
86-1170	Shaft - Slip Yoke	75	3	1	86-2510	Spring	76	10	2
86-1180	Tube - Slip Yoke	75	4	1	86-2560	Spring	83	13	2
86-1410	Pulley - Gearbox 6.50" Dia.	84	16	1	86-2590	Rod - Clutch	86	4	2
86-1420	Hose - Hydraulic	82	21	1	86-2600	Washer	86	18	2
86-1440	Washer - Flat	90	6	2	86-2600	Washer - Belt Guide	90	4	2
86-1440	Washer - Flat	91	15	2	86-2600	Washer - Guide, Belt	91	18	2
86-1440	Washer - Flat	77	51	4	86-2630	Spring - Compression	82	13	2
86-1440	Washer - Lock	83	11	8	86-2640	Assembly - Tube, Cylinder	82	20	2
86-1480	Washer	87	3	1	86-2650	Support - Spring	83	14	2
86-1480	Washer	92	3	1	86-2660	Stop - Cover	93	14	1
86-1480	Washer	88	18	1	86-2670	Decal - Belt	78	4	1
86-1490	Rod End - LH Thread	86	19	2	86-2680	Switch	83	24	2
86-1550	Rod End - RH Thread	86	23	2	86-2681	Switch Hardware Packet	83	*	1
86-1560	Spacer	86	17	2	86-2710	Assembly - Hose, Rear	32	26	1
86-1570	Rod - Threaded	86	21	2	86-2730	Hose - Hydraulic	59	14	1
86-1700	Pulley	92	4	1	86-2730	Hose - Hydraulic	61	14	1
86-1710	Assembly - Clutch, Elect.	88	3	1	86-2770	Assembly - Tube	60	62	1
86-1730	Drive Shaft	84	10	1	86-2770	Assembly - Tube	62	62	1
86-1740	Spacer	88	5	1	86-2770	Assembly - Tube, Traction	32	24	1
86-1790	Yoke - Pulley	78	8	3	86-2790	Pin - Pivot L.H.	72	17	1
86-1820	Bracket - Pulley	86	9	1	86-2800	Hose - Suction	25	26	1
86-1830	Cover - Drive Shaft	84	11	1	86-2830	Plate - Adapter, Main	28	46	1
86-1840	Cover - Right Hand	93	5	1	86-2860	Cover - Belt, Upper	12	34	1
86-1850	Cover - Left Hand	93	17	1	86-2990	Mount - Throttle Cable	34	35	2
86-1860	Cover - Center	93	7	1	86-3010	Filter - Transmission	25	16	1

*Not Illustrated

TORO PART NUMBER INDEX (Cont.)

Part No.	Description	Pg. Ref. No. No. Qty.	Part No.	Description	Pg. Ref. No. No. Qty.
86-3020	Wire - Neutral, Switch	28 23 1	88-1170	Belt - Matched Set	26 19 1
86-3040	Coupling - Rubber	28 39 2	88-1190	Pin - Pivot	72 16 2
86-3040	Flange - Rubber	26 40 1	88-1200	Pin - Pivot R.H.	72 * 1
86-3090	Gear Box	84 9 1	88-1220	Plate	55 2 2
86-3100	Pulley - Gearbox 7.50 Dia.	84 * 1	88-1260	Transaxle - 2 Speed	3 17 1
86-3120	Hose - Hydraulic Cap End	56 8 1	88-1280	Cover - Belt, Lower	26 35 1
86-3130	Hose - Hydraulic Rod End	56 7 1	88-1290	Bracket - Rod, Seat	32 16 1
86-3140	Hose - Hydraulic	59 6 1	88-1300	Cover - Seat Front	2 40 1
86-3140	Hose - Hydraulic	61 6 1	88-1310	Foam - Cover	2 39 1
86-3150	Assembly - Hose	25 38 1	88-1360	Washer	53 34 2
86-3150	Assembly - Hose	32 39 1	88-1360	Washer - Rear Weight	55 3 6
86-3160	Assembly - Hose	72 7 1	88-1370	Plate - Brake	27 3 1
86-3170	Hose Assembly	72 15 1	88-1380	Fitting - Adapter	19 20 3
86-3190	Assembly - Hose	19 23 2	88-1420	Spring - Compression	12 27 1
86-3200	Hose Assembly	72 10 1	88-1430	Nut - Lock, Bearing	28 48 1
86-3210	Assembly - Hose	9 51 1	88-1440	Washer - Lock	28 47 1
86-3220	Assembly - Hose	9 2 2	88-1450	Nut - Lock, Bearing	26 30 1
86-3230	Assembly - Hose	19 32 1	88-1460	Washer - Lock	26 32 1
86-3240	Assembly - Hose	19 18 1	88-1470	Plate - Control, Pump	28 22 1
86-5410	Panel - Console	17 17 1	88-1510	Screw - Special	26 23 1
86-5420	Spacer - Rod, Shift	3 8 1	88-1520	Cartridge - Relief	19 41 1
86-5430	Plate - Skid	6 26 1	88-1530	Cartridge - Relief	19 42 1
86-5440	Valve - Relief, Dual	19 36 1	88-1610	Assembly - Field Rotor	27 8 1
86-5450	Coupler - Hydraulic	72 24 3	88-1620	Assembly - Armature	27 5 1
86-5460	Nipple - Coupler	82 11 3	88-3590	Nut - Lock	73 14 1
86-5470	Harness - Front	15 1 1	88-3600	Piston	73 13 1
86-5470	Harness - Front	16 1 1	88-3610	Assembly - Barrel	73 15 1
86-5470	Harness - Wire	26 9 1	88-3620	Assembly - Rod	73 1 1
86-5470	Harness - Wire	9 52 1	88-3630	Head	73 5 1
86-5500	Assembly - Hose	25 20 1	88-3640	Kit - Seal	73 * 1
86-5500	Assembly - Hose	32 38 1	88-3670	Piston	58 3 1
86-5570	Assembly - Hose	9 1 1	88-3730	Body Assembly	30 14 1
86-5580	Cylinder - Hydraulic	72 1 2	88-3740	Idler Gear Assembly	30 2 1
86-5590	Assembly - Pump	28 7 1	88-3750	Drive Gear Assembly	30 3 1
86-5610	Clutch	26 37 1	88-3760	Capscrew	30 4 8
86-5620	Bearing	26 4 1	88-3770	Spring	30 21 1
86-5720	Assy. - Tube, Steering	9 45 1	88-8950	Decal - Warning	26 45 1
86-5730	Assy. - Tube, R.H. Front	9 43 1	92-0600	Kit - Seal	81 * 1
86-5740	Assy. - Tube, L.H. Front	9 44 1	92-0602	Assembly - Barrel	81 13 1
86-5750	Assy. - Tube, Drain	3 23 1	92-0603	Piston & Rod Assembly	81 5 1
86-5760	Assy. - Tube, Deck Return	19 33 1	92-0604	Head - Ring Retaining	81 7 1
86-5770	Assy. Tube, Relief Valve	19 28 1	92-0605	Housing	85 5 1
86-5780	Tube - Hydraulic L.H.	56 2 1	92-0606	Key	85 9 1
86-5780	Tube Assembly RH Rear	60 52 1	92-0607	Gear - RH	85 10 1
86-5780	Tube Assembly RH Rear	62 52 1	92-0608	Cap - Thru	85 14 1
86-5790	Tube - Hydraulic R.H.	56 3 1	92-0609	Seal	85 13 1
86-5790	Tube Assembly LH Rear	60 51 1	92-0610	Cone - Bearing	85 11 1
86-5790	Tube Assembly LH Rear	62 51 1	92-0611	Cup - Bearing	85 12 1
86-5810	Assembly - Tube	32 41 1	92-0612	Nut - Lock	85 23 1
86-5810	Assembly - Tube	25 49 1	92-0613	Washer - Lock, Gear	85 22 1
86-5830	Spring - Compression	7 5 2	92-0614	Shaft - Pinion	85 19 1
86-5840	Plate - Spring	7 4 2	92-0615	Seal	85 18 1
86-5860	Nipple	25 18 1	92-0616	Cone - Bearing	85 15 2
86-5860	Nipple	3 35 2	92-0617	Cup - Bearing	85 16 2
86-5890	Arm - Lift, R.H.	72 22 1	92-0618	Hub	85 17 1
86-5900	Tire	6 17 2	92-0619	Gear - LH	85 21 1
86-5910	Tire	56 29 2	92-0620	Shaft - Thru	85 8 1
86-5910	Tire	59 37 2	92-0625	Idler Pulley Assembly	90 5 1
86-5910	Tire	61 37 2	92-0625	Idler Pulley Assembly	86 6 2
86-5940	Spacer - Bearing	28 33 1	92-0625	Idler Pulley Assembly	78 11 3
86-7470	Diode	15 7 4	92-0625	Idler Pulley Assembly	91 19 1
86-7470	Diode	16 7 4	92-0626	Tube Assembly	78 5 3
86-8100	Ball - Joint	76 6 2	92-0627	Armature & Pulley Assy.	89 5 1
86-8130	Assembly - Hose	19 24 1	92-0636	Shaft Assembly	5 3 1
87-5100	Washer - Flat	33 14 4	92-0639	Case Assembly	4 15 1
87-6270	Socket - Light	18 *25 4	92-0640	Bearing - Needle	4 28 1
88-1140	Spacer - Bearing, Lower	26 15 1	92-0641	Shaft - Counter	4 20 1
88-1150	Spacer - Clutch	26 33 1	92-0642	Gear - Output	4 17 1
88-1160	Rod - Traction Linkage	8 11 1	92-0643	Gear - Ring	4 37 1

*Not Illustrated

TORO PART NUMBER INDEX (Cont.)

Part No.	Description	Pg. Ref. No. No. Qty.	Part No.	Description	Pg. Ref. No. No. Qty.
92-0644	Gear - Cluster	4 19 1	92-5840	Bracket - Mount, Filter	25 10 1
92-0645	Shaft & Gear - Shifter	4 21 1	92-5841	Hose, Traction R.H. (2WD)	3 30 1
92-0646	Bearing - Ball	4 42 2	92-5844	Spacer - Ball Joint	59 40 1
92-0647	Rod - Shift (High-Low)	4 36 1	92-5844	Spacer - Ball Joint	61 40 1
92-1180	Seat Assembly	14 1 1	92-6073	Decal - Clear	74 13 1
92-1180	Seat Assembly	13 5 1	92-6533	Seat Cushion Assembly	13 4 1
92-1351	Plug - Pulley	29 66 1	92-6534	Shell - Seat	13 7 1
92-1352	Plug	31 42 3	92-6564	Decal - 4 Matic	18 1 1
92-1353	Shim	31 10 1	92-6584	Cylinder - Hydraulic	59 46 1
92-1354	Cap - End	31 1 1	92-6584	Cylinder - Hydraulic	61 46 1
92-1355	Plug - Special	31 2 2	92-6585	Hydraulic Cylinder Assy.	56 42 1
92-1356	Valve - Screw 415 BAR	31 7 2	92-6586	Butt & Tube Assembly	64 1 1
92-1357	Pin	31 43 1	92-6587	Piston Rod Assembly	64 9 1
92-1358	Coupling	31 41 1	92-6588	Gland	64 7 1
92-1364	Guide - Switch, Pin	3 46 1	92-6590	Butt & Tube Assy.	58 1 1
92-1365	Plunger - Switch	3 47 1	92-6591	Rod-Piston	58 9 1
92-1366	Spring - Compression	3 51 1	92-6592	Gland	58 7 1
92-1367	Arm - Traction Linkage	8 13 1	92-6593	Kit - Seal	64 * 1
92-1370	Decal - Warning	8 44 1	92-6594	Seal Kit	58 * 1
92-2556	Motor - Fixed Displacement	3 37 1	92-7301	Spacer	13 37 2
92-2567	Spring	20 21 1	92-7381	Tube - Water, Return	35 5 1
92-2568	Poppet	20 22 1	92-7382	Cover - Manifold	35 17 1
92-2571	Plug	5 4 2	92-7750	Fork	79 4 2
92-2572	End Cap Assembly	5 14 1	92-7752	Fork	79 * 2
92-2581	Neutral Switch Arm Assy.	28 51 1	92-7756	Wing Deck Assembly LH	90 18 1
92-2586	Arm - Brake Linkage	8 24 2	92-7757	Center Deck Assembly	76 32 1
92-2587	Decal - R.O.P.S.	74 14 1	92-7758	Wing Deck Assembly R.H.	91 20 1
92-4033	Door Trap	86 26 2	92-7761	Assy. - Pump, Gear	28 5 1
92-4036	Cap - Rod	83 29 2	92-7762	Lift Valve Assembly	19 15 1
92-4037	Screw - Hex. Socket Hd.	83 30 2	92-7765	Assy. - Tube (4WD)	3 * 1
92-5521	Tether Strap	14 8 2	92-7767	Spring - Compression	78 3 2
92-5581	Ring - Retaining, Internal	91 25 1	92-7768	Spring - Compression	78 * 1
92-5581	Ring - Retaining, Internal	90 26 1	92-7773	Ball	6 32 6
92-5581	Ring - Retaining, Internal	77 54 2	92-7774	Stud	6 28 4
92-5583	Washer	91 26 1	92-7775	Link	6 29 4
92-5583	Washer	90 27 1	92-7776	Spring - Extension	6 30 4
92-5583	Washer	77 55 2	92-7777	Disc - Actuating	6 31 4
92-5804	Pedal - Brake L.H.	8 21 1	92-7778	Spring	20 33 3
92-5805	Brake Pedal Assembly R.H.	8 23 1	92-7779	Eyelet	20 38 3
92-5806	Shaft - Brake	8 26 1	92-7780	Plug Assembly	20 32 3
92-5807	Retainer - Hardlines	82 22 2	92-7781	Weight - Rear	53 40 1
92-5810	Assembly - Rod End	81 2 1	92-7783	Backplate Assembly	30 22 1
92-5810	Ball Joint	76 12 2	92-7787	Pulley - Camshaft	41 26 1
92-5811	Assembly - Rod End	81 14 1	92-7791	Seal - Valve	40 52 8
92-5811	Ball Joint	76 16 2	92-7792	Guide - Valve (14.29mm)	40 47 8
92-5816	Bolt - Blade	87 14 1	92-7793	Guide - Valve (14.59mm)	40 * 8
92-5816	Bolt - Blade	92 14 1	92-7794	Valve - Exhaust	40 50 4
92-5816	Bolt - Blade	88 16 1	92-7795	Seat - Exhaust Valve	40 51 4
92-5817	Pin - Clutch Stop	26 34 1	92-8861	Cap	91 28 1
92-5818	Housing - Bearing, Lower	26 14 1	92-8861	Cap	90 29 1
92-5821	Assembly - Head, Filter	25 15 1	92-8861	Cap	77 57 2
92-5825	Gear - Motor	59 28 1	92-9651	Hub - Wheel	56 28 2
92-5825	Gear - Motor	61 28 1	92-9652	Stud - Drive	56 37 10
92-5826	Gear - Axle	59 31 1	92-9704	Housing - Axle	6 11 2
92-5826	Gear - Axle	61 31 1	92-9706	Spacer - Axle Shaft	6 22 2
92-5828	Assembly - Hose	32 25 1	92-9708	Collar - Bearing	6 12 2
92-5830	Assembly - Hose	32 43 1	92-9709	Spacer - Bearing	6 14 2
92-5830	Assy. - Hose, Traction L.H.	3 29 1	92-9710	Bearing - Ball	6 13 2
92-5833	Spacer - Ball Joint	59 45 2	92-9711	Weight - Rear	53 35 1
92-5833	Spacer - Ball Joint	61 45 2	92-9712	Seal - V-Ring	6 23 2
92-5833	Spacer - Ball Joint	57 62 1	92-9714	Axle Assembly	6 16 2
92-5836	Washer - Axle	60 66 1	92-9721	Idler Pulley Assembly	91 5 1
92-5836	Washer - Axle	62 66 1	92-9722	Idler Pulley Assembly	86 7 2
92-5837	Assembly - Rod End	57 60 1	92-9722	Idler Pulley Assembly	91 17 1
92-5838	Ball Joint	60 65 1	92-9722	V-Idler Pulley Assembly	90 1 2
92-5838	Ball Joint	62 65 1	92-9724	Spindle - R.H.	56 * 1
92-5839	Ball Joint	56 41 1	92-9725	Spindle - L.H.	56 24 1
92-5839	Ball Joint	59 44 1	92-9726	Spring - Compression	91 27 1
92-5839	Ball Joint	61 44 1	92-9726	Spring - Compression	90 28 1

*Not Illustrated

TORO PART NUMBER INDEX (Cont.)

Part No.	Description	Pg. Ref. No. No. Qty.	Part No.	Description	Pg. Ref. No. No. Qty.
92-9726	Spring - Compression	77 56 2	93-7247	Washer - Thrust	59 15 2
92-9727	Assembly - Cap, H.O.C.	77 * 2	93-7247	Washer - Thrust	57 51 2
92-9727	Cap Assembly H.O.C.	91 * 1	93-7249	Pin - Axle Pivot	57 52 1
92-9727	Cap Assembly - H.O.C.	90 * 1	93-7249	Pin - Axle Pivot	60 54 1
92-9729	Valve - Control, Steering	10 59 1	93-7252	Decal - CE (Europe)	2 52 1
92-9730	Cap-End	11 18 1	93-7275	Decal - Starting Fluid	34 * 1
92-9732	Plate - Wear	11 14 1	93-7276	Decal - Danger (Europe)	33 46 1
92-9736	Screw-Cap	11 19 7	93-7483	Light - Warning Bank	18 8 1
92-9738	Bushing - Flange	68 2 2	93-7484	Light - Warning Bank	18 11 1
92-9745	End Cap Kit	11 * 1	93-7485	Filter Assembly	34 30 1
92-9749	Seal Kit	11 * 1	93-7594	Spacer - Tubular	34 3 1
92-9800	Spacer - Spindle	87 10 1	93-7773	Bolt	66 5 4
92-9800	Spacer - Spindle	92 10 1	93-7773	Screw - Hex. Hd. Flange	68 4 8
92-9800	Spacer - Spindle	88 12 1	93-7775	Bearing	70 18 2
93-0307	Nut - Retainer, Lock	57 67 2	93-7778	Housing - Axle A	67 1 1
93-0309	Washer - Tab	57 63 2	93-7779	Housing - Axle B	67 3 1
93-3102	Cap - Fuel	21 3 1	93-7780	Axle - 4wd	59 36 1
93-3163	Spring - Compression	13 30 2	93-7781	Washer	67 10 8
93-3164	Cup - Spring	13 31 2	93-7782	Screw - Hex. Hd. Flange	67 4 8
93-3165	Bracket - Spring	13 29 1	93-7783	Ring - Retaining	71 11 2
93-4207	Fitting - Hose Tee	34 8 1	93-7784	Cover	71 12 2
93-4233	Engine Assembly	33 42 1	93-7785	Nut - Slotted	71 13 2
93-4237	Bearing - Castor	79 12 4	93-7786	Fitting - Grease	71 17 2
93-4237	Bearing - Castor	80 12 4	93-7787	Bushing - Flange	67 2 2
93-4239	Rim - Wheel	79 9 2	93-7788	Hose - Return	34 12 1
93-4239	Rim - Wheel	80 9 4	93-7798	Hood	1 16 1
93-4240	Wheel - 10"	79 * 2	93-7799	Radiator Mount Assembly	53 8 1
93-4241	Spacer - Bearing	79 11 2	93-7814	Decal - Danger (Europe)	77 * 1
93-4241	Spacer - Bearing	80 11 2	93-7814	Decal - Danger (Europe)	90 * 1
93-4242	Plate	79 15 2	93-7814	Decal - Danger (Europe)	91 * 1
93-4242	Plate	80 15 2	93-7815	Decal - Danger (Europe)	76 * 1
93-4243	Tire - 10"	79 * 2	93-7815	Decal - Danger (Europe)	90 * 2
93-4244	10" Tube - w/Valve	79 * 2	93-7815	Decal - Danger (Europe)	91 * 2
93-5398	Screw - Cap Hex. Hd.	33 25 2	93-7818	Decal - Caution (Europe)	76 * 1
93-5835	Screw - Purge	47 28 1	93-7824	Decal - Danger (Europe)	90 * 1
93-5856	Valve - Solenoid	47 17 1	93-7824	Decal - Danger (Europe)	91 * 1
93-5973	10" Foam Filled Wheel Assy.	79 * 2	93-9164	Indicator	52 1 1
93-5974	8" Foam Filled Wheel Assy.	79 * 2	93-9164	Service Indicator	34 32 1
93-5974	8" Foam Filled Wheel Assy.	80 * 2	93-9175	Dipstick	34 26 1
93-5980	Hub	79 10 2	93-9175	Dipstick - Oil	36 3 1
93-5980	Hub	80 10 2	93-9356	Decal - Warning (Europe)	26 * 1
93-6028	Plate - Logo, TORO	53 17 1	93-9410	Decal - H.O.C. RH (Europe)	76 * 1
93-6668	Decal - Recycle (Europe)	33 47 1	93-9411	Decal - H.O.C. LH (Europe)	76 * 1
93-6674	Decal - Warning (Europe)	76 * 2	93-9412	Decal - H.O.C. (Europe)	90 * 1
93-6674	Decal - Warning (Europe)	78 * 1	93-9413	Decal - H.O.C. (Europe)	91 * 1
93-6681	Decal - Warning (Europe)	54 54 1	93-9414	Decal - Warning (Europe)	8 * 1
93-6697	Decal - Lube (Europe)	84 * 1	93-9415	Panel - Tower	9 23 1
93-6697	Decal - Oil (Europe)	2 * 2	93-9416	Panel - Gauge (Europe)	18 * 1
93-7160	Cap - Oil	25 2 1	93-9418	Decal - Belt (Europe)	78 * 1
93-7203	Latch - Lockup (Europe)	2 * 2	93-9420	Decal - Fuel (Europe)	21 * 1
93-7204	Mount - Pad (Europe)	72 30 2	93-9421	Decal - H.O.C. (Europe)	76 * 1
93-7207	Shield - Center (Europe)	77 60 1	93-9422	Panel - Console (Europe)	17 * 1
93-7208	Shield - Wing (Europe)	91 30 1	93-9423	Decal - Operation (Europe)	8 * 1
93-7208	Shield - Wing (Europe)	90 32 1	93-9425	Decal - Danger (Europe)	2 * 1
93-7217	Fitting - Hydraulic (Europe)	72 28 1	93-9426	Decal - Danger	2 50 1
93-7221	Hose - Radiator, Upper	34 4 1	93-9938	Castor Wheel Assembly	80 * 2
93-7223	Hose - Air Cleaner	34 19 1	93-9938	Wheel - 8"	79 * 2
93-7224	Hose - Intake	34 18 1	93-9939	Tire - 8"	79 8 2
93-7229	Degassing Support Asm.	34 11 1	93-9939	Tire - 8"	80 8 2
93-7236	Air Cleaner Support Asm	1 28 1	94-1412	Filter - Primary	52 3 1
93-7236	Bracket - Support	34 44 1	94-1413	Filter - Safety	52 6 1
93-7240	Plate - Axle Pivot Rear	59 12 1	94-1414	Valve - Vacuator	52 5 1
93-7240	Plate - Axle Pivot Rear	57 68 1	94-1416	Adapter Assembly	34 31 1
93-7241	Plate - Axle Pivot Front	56 15 1	94-1416	Asm. - Adaptor	52 7 1
93-7241	Plate - Axle Pivot Front	60 67 1	94-1418	Hose - Radiator, Upper	34 2 1
93-7242	Decal - Service, 4WD	19 * 1	94-1418	Hose - Radiator, Upper	54 46 1
93-7243	Decal - Service, 2WD	19 37 1	94-2630	Hose - Return	34 6 1
93-7244	Bracket - Support	53 27 1	94-2638	Nut - Tinnerman	53 18 4
93-7245	Bracket - Support	35 12 1	94-2800	Cap - Radiator	34 22 1

*Not Illustrated

TORO PART NUMBER INDEX (Cont.)

Part No.	Description	Pg. No.	Ref. No.	Qty.	Part No.	Description	Pg. No.	Ref. No.	Qty.
94-2801	Grommet - Rubber	34	40	2	94-3169	Screw	41	25	1
94-2812	Grommet	35	7	1	94-3170	Screw	41	17	1
94-2814	Kit - Exhaust Coupler	35	1	1	94-3171	Screw	41	20	2
94-2815	Sleeve - Exhaust Flange	35	2	1	94-3172	Washer	41	19	3
94-3100	Short Block Assembly	36	36	1	94-3173	Screw	41	22	3
94-3103	Plug - Threaded	36	44	1	94-3174	Washer	39	27	8
94-3104	Plug - Threaded	36	43	2	94-3176	Gear - Oil Pump	44	2	1
94-3106	Gasket	36	42	2	94-3177	Plug	44	12	2
94-3108	Plug - 27.5 mm Dia.	36	*	8	94-3178	Strainer	44	9	1
94-3108	Plug - 27.5 mm Dia.	39	*	2	94-3179	Washer - Spring	44	4	3
94-3109	Plug - 28.5 mm Dia.	36	*	9	94-3180	Switch - Pressure	36	32	1
94-3109	Plug - 28.5 mm Dia.	39	*	2	94-3181	Oil Filler	36	1	1
94-3110	Stud	36	45	1	94-3182	Plug	36	2	1
94-3111	Pin - Groove	36	22	2	94-3183	Gasket	36	39	1
94-3112	Screw - Washer Hd.	36	17	2	94-3184	Union	36	4	1
94-3113	Cylinder Head Assembly	38	5	1	94-3186	O-Ring	36	40	1
94-3115	Nut - Lock	38	8	6	94-3191	Union	36	48	1
94-3116	Gasket	38	3	1	94-3192	Union	36	47	1
94-3117	Plate	38	2	1	94-3194	Cover - Pump, Water	46	5	1
94-3118	Plug	39	32	1	94-3195	Gasket - Pump, Water	46	4	1
94-3119	Kit - Gasket	40	*	1	94-3196	Inlet - Water	46	7	1
94-3120	Bracket	40	54	1	94-3196	Inlet - Water	39	31	1
94-3121	Plug	40	44	1	94-3197	O-Ring	46	3	1
94-3122	Gasket	40	43	1	94-3197	O-Ring	39	30	1
94-3123	Screw - Cap Hex. Hd.	38	1	2	94-3198	Screw.	39	35	2
94-3124	Bolt - Valve Cover	39	22	3	94-3198	Screw	46	8	2
94-3124	Screw - Cap Hex. Hd.	44	8	2	94-3199	Pipe - By-Pass	40	39	1
94-3125	Washer	39	21	3	94-3200	Hose - By-Pass	39	37	1
94-3125	Washer - Flat	42	3	1	94-3201	Hose - By-Pass	40	40	1
94-3126	Protector - Lower	42	5	1	94-3205	Box - Outlet	45	3	1
94-3127	Case - Timing, Left	42	7	1	94-3206	Gasket	45	9	1
94-3128	Case - Timing, Right	42	9	1	94-3207	Ring	45	4	1
94-3129	Plug	42	4	1	94-3208	Stub - Outlet	45	2	1
94-3130	Screw	42	2	1	94-3209	Thermostat	45	11	1
94-3131	Screw	45	1	3	94-3210	Gasket	45	10	1
94-3131	Screw	42	10	1	94-3211	Temp Sending Unit	45	6	1
94-3132	Screw	42	1	2	94-3212	Plug	45	7	2
94-3133	Nut W/Washer	42	6	1	94-3213	Screw	45	8	1
94-3134	Nut	42	8	1	94-3214	Screw	45	5	1
94-3135	Bracket - Lifting	39	15	1	94-3215	Manifold - Intake	43	6	1
94-3136	Bracket - Lifting	39	23	1	94-3216	Screw	43	8	5
94-3137	Bracket - Lifting	39	25	1	94-3217	Screw	43	9	4
94-3138	Screw	39	24	1	94-3218	Screw	43	*	1
94-3139	Screw	39	26	1	94-3219	Pump - Injection	47	19	1
94-3141	Thrust Bearing Set (Std.)	37	13	2	94-3220	Bracket	47	3	1
94-3144	Pulley	37	3	1	94-3221	Screw	47	11	1
94-3145	Screw - Cap Hex. Hd.	37	1	1	94-3222	Key	47	20	1
94-3148	Seal - Shaft	37	11	1	94-3223	Screw	47	25	1
94-3149	Gear - Flywheel	37	17	1	94-3224	Washer - Flat	47	9	2
94-3150	Screw - Cap Hex. Hd.	37	7	4	94-3225	Screw	47	4	2
94-3151	Washer	37	8	6	94-3226	Gasket - Injector	48	4	4
94-3152	Screw - Cap Hex. Hd.	37	33	2	94-3227	Spacer	48	8	4
94-3154	Bushing - Sleeve	37	24	4	94-3228	Spring	48	7	4
94-3157	Piston Set - Std.	37	29	1	94-3229	Union	48	11	3
94-3158	Piston Ring Set Std.	37	23	4	94-3230	Hose	48	1	1
94-3159	Roller Assembly	41	11	1	94-3231	Bracket	48	13	2
94-3160	Roller Assembly	41	15	1	94-3232	Washer - 0.79 mm	48	6	4
94-3161	Screw	41	16	2	94-3233	Washer - 0.82 mm	48	*	4
94-3161	Screw	47	24	1	94-3234	Washer - 0.85 mm	48	*	4
94-3162	Stud	41	9	1	94-3235	Washer - 0.88 mm	48	*	4
94-3163	Screw	41	6	1	94-3236	Washer - 0.91 mm	48	*	4
94-3164	Washer - Spring	43	7	7	94-3237	Washer - 0.94 mm	48	*	4
94-3164	Washer - Spring	41	10	4	94-3238	Washer - 0.97 mm	48	*	4
94-3164	Washer - Spring	47	10	6	94-3239	Washer - 1.00 mm	48	*	4
94-3165	Nut	47	6	4	94-3240	Washer - 1.03 mm	48	*	4
94-3165	Nut - Lock	41	12	1	94-3241	Washer - 1.06 mm	48	*	4
94-3166	Washer - Flat	41	7	1	94-3242	Washer - 1.30 mm	48	6	4
94-3167	Bracket - Fan	41	24	1	94-3243	Washer - 1.33 mm	48	*	4
94-3168	Pulley - Fan	41	21	1	94-3244	Washer - 1.36 mm	48	*	4

*Not Illustrated

TORO PART NUMBER INDEX (Cont.)

Part No.	Description	Pg. Ref. No. No. Qty.	Part No.	Description	Pg. Ref. No. No. Qty.
94-3245	Washer - 1.39 mm	48 * 4	94-8133	Gasket - Head (1.52 mm)	40 * 1
94-3246	Washer - 1.42 mm	48 * 4	94-8134	Gasket - Head (1.58 mm)	40 * 1
94-3247	Washer - 1.45 mm	48 * 4	94-8135	Gasket - Head (1.62 mm)	40 * 1
94-3248	Washer - 1.48 mm	48 * 4	94-9965	Asm. - Head, Cylinder	43 * 1
94-3249	Tube - Outlet	47 22 1	94-9969	Screw - Connection	47 27 1
94-3250	Screw - Connection	47 23 1	94-9983	Box - Degassing	34 41 1
94-3251	Nut	47 15 1	94-9984	Sensor - Water Level	34 23 1
94-3251	Nut - Lock	51 8 1	94-9994	Gasket	41 27 1
94-3252	Alternator	49 12 1	95-1821	Spring	9 40 1
94-3253	Bracket	49 7 1	95-2741	Rim - Wheel	79 17 2
94-3254	Screw	49 6 1	217-124	Rim	6 18 2
94-3255	Slide	49 4 1	217-125	Rim	56 31 2
94-3256	Belt	49 5 1	217-125	Rim	59 38 2
94-3257	Washer - Spring	49 13 1	217-125	Rim	61 38 2
94-3258	Screw	49 14 1	218-446	Washer - Lock	18 3 1
94-3260	Washer - Flat	49 3 1	218-447	Nut - Hex.	18 4 1
94-3261	Nut	49 11 1	218-461	Nut - Hex	12 15 2
94-3262	Nut	49 10 1	218-573	Fuse - 5A	17 21 2
94-3263	Starter	50 3 1	218-581	Fuse - 15A	17 21 1
94-3264	Plug - Glow	51 3 4	218-591	Coil Assembly	63 6 1
94-3265	Cable - Glow Plug	51 2 4	218-592	Nut - Coil	63 7 1
94-3266	Nut - Hex.	51 5 4	218-593	Fuse - 30A	17 * 1
94-3267	Nut - Lock	51 6 1	219-17	Bulb	18 *16 4
94-3274	O-Ring	47 18 1	232-27	Stem - Valve	6 19 2
94-3275	Solenoid - Starter	50 * 1	232-27	Stem - Valve	56 30 2
94-3340	Manifold - Exhaust	43 3 1	232-27	Stem - Valve	59 39 2
94-5601	Support - Tank, Lower	1 9 1	232-27	Stem - Valve	61 39 2
94-5603	Bushing - Sleeve	57 50 2	233-17	Knob	9 24 1
94-5604	Hose - Overflow	34 15 1	233-39	Knob - Throttle	17 1 1
94-5605	Hydraulic Tube Assembly	25 37 1	233-42	Knob	19 13 3
94-5605	Tube Assembly - Oil Cooler	53 32 1	237-7	O-Ring	12 23 1
94-5607	Rear Axle Assembly	56 23 1	237-21	O-Ring	72 6 6
94-5608	Mount - Rubber	35 11 1	237-21	O-Ring	19 21 3
94-5609	Cover Asm - Hood, Lower	1 31 1	237-22	O-Ring	9 3 10
94-5612	Screen Assembly	53 15 1	237-22	O-Ring	32 5 4
94-5613	Stop - Rubber	1 17 2	237-22	O-Ring	82 10 9
94-5614	Bracket - Hour Meter	21 43 1	237-22	O-Ring	19 17 2
94-5615	Bracket - Return Hose	33 43 1	237-22	O-Ring	25 28 1
94-5616	Seal - Hood	53 9 1	237-22	Seal - O-Ring	59 2 6
94-5617	Seal - Strip, Hood	1 22 2	237-22	Seal - O-Ring	61 2 6
94-5618	Trim - Fire Wall	1 15 1	237-22	Seal - O-Ring	56 4 4
94-5621	Bracket Assembly - Screen	53 10 1	237-30	O-Ring	32 8 3
94-5622	Seal Strip - Screen	53 12 1	237-30	O-Ring	12 18 1
94-5623	Harness - Wire, Main	21 37 1	237-30	O-Ring	3 24 1
94-5623	Harness - Wire, Main	15 6 1	237-30	O-Ring	25 32 5
94-5623	Harness - Wire, Main	16 6 1	237-30	O-Ring	19 34 2
94-5623	Harness - Wire, Main	26 31 1	237-30	O-Ring	3 48 1
94-5623	Wire Harness - Main	34 36 1	237-42	O-Ring	19 5 5
94-5625	Hose - Radiator, Overflow	34 13 1	237-42	O-Ring	82 8 14
94-5625	Hose - Radiator, Overflow	54 50 1	237-42	O-Ring	59 42 2
94-5626	Latch - Draw	1 23 1	237-42	O-Ring	61 42 2
94-5627	Plug	17 11 1	237-42	Seal - O-Ring (Europe)	72 32 1
94-5629	Harness - Wire (Europe)	18 27 1	237-65	O-Ring	32 2 8
94-5635	Guard - Fan (Europe)	54 52 1	237-65	O-Ring	59 11 9
94-5643	Bearing	70 12 2	237-65	O-Ring	61 11 9
94-8000	Nut - Lock	56 10 1	237-65	O-Ring	25 13 6
94-8000	Nut - Lock	59 19 1	237-65	O-Ring	53 22 6
94-8001	Fuse - Blade, 80 Amp	15 9 1	237-65	O-Ring	3 33 6
94-8001	Fuse - Blade, 80 Amp	16 9 1	237-65	Seal - O-Ring	5 5 2
94-8002	Fuse - Blade, 50 Amp	15 10 1	237-78	O-Ring	72 3 4
94-8002	Fuse - Blade, 50 Amp	16 10 1	237-78	O-Ring	32 42 2
94-8003	Support - Air Cleaner Hose	34 45 1	237-78	O-Ring	19 43 1
94-8010	Hose - Hydraulic	53 21 2	237-78	O-Ring	59 47 2
94-8012	Muffler Assembly	35 6 1	237-78	O-Ring	61 47 2
94-8013	Washer	88 19 1	237-78	Seal - O-Ring	56 43 2
94-8018	Arm - Drag Link	71 1 1	237-79	O-Ring	19 4 4
94-8019	Arm - Tie Rod	71 2 1	237-79	O-Ring	9 5 4
94-8022	Switch - Pressure (Europe)	72 29 1	237-79	O-Ring	32 14 6
94-8132	Gasket - Head (1.48 mm)	40 53 1	237-79	O-Ring	72 23 3

*Not Illustrated

TORO PART NUMBER INDEX (Cont.)

Part No.	Description	Pg. No.	Ref. No.	Qty.	Part No.	Description	Pg. No.	Ref. No.	Qty.
237-79	O-Ring	3	28	3	253-154	Seal - Oil	87	5	2
237-79	O-Ring	25	34	3	253-154	Seal - Oil	92	5	2
237-80	O-Ring	63	2	2	253-154	Seal - Wave	88	7	2
237-80	O-Ring	32	4	6	254-72	Cup - Bearing	57	64	2
237-80	O-Ring	31	23	3	254-92	Cone - Bearing	57	65	2
237-80	O-Ring	25	30	3	254-94	Cone - Bearing	85	4	1
237-81	O-Ring	25	5	3	254-106	Cone - Bearing	56	26	2
237-81	O-Ring	59	22	2	254-107	Cup - Bearing	56	27	2
237-81	O-Ring	61	22	2	256-10	Bushing - Flange	1	4	2
237-136	Grommet	12	24	2	256-10	Bushing - Flange	8	22	4
237-141	Grommet - Rubber	86	2	4	256-90	Bushing - Flange	8	19	1
237-146	O-Ring	32	36	1	256-113	Bushing	28	52	2
237-161	O - Ring	30	25	1	256-237	Bushing - Sleeve	1	5	1
237-161	O-Ring	28	6	1	256-243	Bushing	86	27	2
237-166	O-Ring	59	26	1	283-2	Pin - Clevis	7	16	2
237-166	O-Ring	61	26	1	283-61	Pin - Clevis	83	20	6
237-167	O-Ring	3	27	1	285-22	Plug - Pipe	21	27	1
240-6	Grommet	21	18	3	289-44	Nipple - Pipe	3	20	1
240-11	Grommet	25	11	3	289-50	Nipple - Pipe	3	18	1
242-34	Stud - Axle	6	21	10	2811-1	Fitting - 45° Elbow	53	39	1
242-50	Nut - Lug	56	35	10	2812-1	Fitting - Reducing Bushing	21	26	1
249-49	Ring	25	48	4	2812-11	Bushing - Reducer	3	16	1
2410-64	Plug - Dome	9	34	2	2813-14	Elbow - Pipe 90°	3	19	1
2410-64	Plug - Hole	54	55	3	302-2	Fitting - Grease	87	1	1
2411-36	Eye - Rod	8	2	3	302-2	Fitting - Grease	92	1	1
2411-36	Rod - End	3	3	1	302-2	Fitting - Grease	8	20	1
2411-36	Rod End	7	9	2	302-2	Fitting - Grease	57	53	2
2411-36	Rod End	9	21	1	302-2	Fitting - Grease	60	55	1
2411-36	Rod End	28	27	1	302-2	Fitting - Grease	62	55	1
2411-45	Joint - Ball R.H.	57	*	1	302-5	Fitting - Grease	91	1	1
2411-46	Joint - Ball L.H.	57	46	1	302-5	Fitting - Grease	7	2	2
2412-3	Clamp - Hose	34	1	3	302-5	Fitting - Grease	83	2	8
2412-3	Clamp - Hose	35	4	1	302-5	Fitting - Grease	59	7	2
2412-3	Clamp - Hose	54	45	2	302-5	Fitting - Grease	61	7	2
2412-31	Clip - Conduit	17	23	1	302-5	Fitting - Grease	81	17	2
2412-34	Clamp - Hose	25	27	1	302-5	Fitting - Grease	72	21	6
2412-34	Clamp - Hose	32	34	1	302-5	Fitting - Grease	90	24	1
2412-36	Clamp - Hose	34	7	5	302-5	Fitting - Grease	8	27	3
2412-36	Clamp - Hose	21	24	1	302-5	Fitting - Grease	28	37	3
2412-36	Clamp - Hose	25	47	1	302-5	Fitting - Grease	56	40	2
2412-36	Clamp - Hose	54	51	1	302-5	Fitting - Grease	77	48	2
2412-39	R-Clamp	17	27	1	302-11	Fitting - Grease	56	22	2
2412-74	Clamp	12	14	1	302-14	Plug - Vent	3	15	1
2412-74	Clamp - R	59	20	1	302-33	Fitting - Grease 90°	88	1	1
2412-74	Clamp - R	61	20	1	302-33	Fitting - Grease 90°	60	69	1
2412-74	Clamp - R	9	49	1	302-60	Fitting - Grease	26	43	1
2412-74	Clamp - R (Europe)	12	40	1	302-60	Fitting - Grease 90°	77	50	2
2412-74	Clamp-R	10	63	1	304-46	Drain Cock	53	38	1
2412-104	Clamp - R	32	11	1	321-2	Screw - Cap Hex. Hd.	17	12	1
2412-104	Clamp - R	10	62	1	321-3	Screw - Cap Hex. Hd.	21	34	2
2412-108	Clamp - Hose	21	5	6	321-5	Screw - Cap Hex. Hd.	12	30	1
2412-108	Clamp - Hose	34	10	4	321-10	Screw - Cap Hex. Hd.	19	7	2
2412-109	Clamp-J	26	10	2	321-15	Screw - Cap Hex. Hd.	32	17	2
2412-122	Clamp Assembly	57	48	2	322-2	Screw - Cap Hex. Hd.	72	2	5
2412-123	Tie Rod Assembly	57	49	1	322-2	Screw - Cap Hex. Hd.	32	9	1
2412-125	Clamp - Hose	34	20	3	322-2	Screw - Cap Hex. Hd.	12	38	2
2412-129	Clamp - Hose	36	8	8	322-3	Screw - Cap Hex. Hd.	13	12	4
2412-129	Clamp - Hose	34	14	2	322-3	Screw - Cap Hex. Hd.	33	27	4
2412-129	Clamp - Hose	35	14	4	322-3	Screw - Cap Hex. Hd.	54	49	3
2412-129	Clamp - Hose	39	36	4	322-4	Screw - Cap Hex. Hd.	14	5	4
2412-133	Clamp - R	12	2	2	322-4	Screw - Cap Hex. Hd.	53	29	2
2412-137	R-Clamp	72	11	1	322-4	Screw - Cap Hex. Hd.	8	41	2
2412-138	Clamp - R	93	19	1	322-5	Screw - Cap Hex. Hd.	29	55	2
2412-138	Clamp-R	84	14	1	322-6	Screw - Cap Hex. Hd.	28	1	2
2412-150	Clip - J	3	49	1	322-6	Screw - Cap Hex. Hd.	32	18	1
251-259	Bearing - Ball	28	29	2	322-6	Screw - Cap Hex. Hd.	13	28	1
251-310	Bearing - Ball	26	16	2	322-7	Screw - Cap Hex. Hd.	28	30	1
251-314	Bearing	28	45	2	322-10	Screw - Cap Hex. Hd.	28	19	1
253-43	Seal - Grease	28	40	1	322-21	Screw - Cap Hex. Hd.	8	31	3

*Not Illustrated

TORO PART NUMBER INDEX (Cont.)

Part No.	Description	Pg. No.	Ref. No.	Qty.	Part No.	Description	Pg. No.	Ref. No.	Qty.
323-4	Screw - Cap Hex. Hd.	1	30	1	3218-2	Nut - Jam	13	20	4
323-4	Screw - Cap Hex. Hd.	21	40	7	3218-2	Nut - Jam	8	40	2
323-4	Screw - Cap Hex. Hd.	33	41	1	3218-18	Nut - Jam	83	7	2
323-4	Screw - Hex. Hd.	83	5	4	3218-19	Nut - Hex.	18	7	2
323-5	Screw - Cap Hex. Hd.	25	24	3	3220-3	Nut - Jam	8	3	3
323-6	Screw - Cap Hex. Hd.	14	10	2	3220-3	Nut - Jam	3	4	1
323-6	Screw - Cap Hex. Hd.	9	10	4	3220-3	Nut - Jam	7	7	2
323-6	Screw - Cap Hex. Hd.	1	24	1	3220-3	Nut - Jam	9	19	1
323-7	Screw - Cap Hex. Hd.	28	4	2	3220-3	Nut - Jam	29	54	1
323-7	Screw - Cap Hex. Hd.	21	20	2	3220-5	Nut - Jam	86	22	2
323-7	Screw - Cap Hex. Hd.	3	38	2	3220-7	Nut - Jam	72	12	3
323-7	Screw - Cap Hex.. Hd.	7	10	2	3220-7	Nut - Jam	56	33	2
323-7	Screw - Cap, Hex. Hd.	30	28	2	3220-11	Nut - Jam	57	66	1
323-8	Screw - Cap Hex. Hd.	9	20	1	3220-12	Nut - Jam LH Thread	86	20	2
323-9	Screw - Cap Hex. Hd.	3	1	1	3230-16	Bolt - Carriage	14	2	4
323-9	Screw - Cap Hex. Hd.	33	3	1	3231-22	Bolt - Carriage	2	34	2
323-9	Screw - Cap Hex. Hd.	8	14	1	3234-1	Screw - Cap Hex. Hd.	84	8	4
323-9	Screw - Cap Hex. Hd.	13	34	2	3234-1	Screw - Hex. Flange Hd.	28	31	4
323-12	Screw - Cap Hex. Hd.	8	29	2	3234-1	Screw - Hex. Flange Hd.	76	34	1
323-13	Screw - Cap Hex. Hd.	90	2	2	3234-4	Screw - Cap Hex. Hd.	59	4	1
323-13	Screw - Cap Hex. Hd.	86	8	4	3234-4	Screw - Cap Hex. Hd.	61	4	1
323-13	Screw - Cap Hex. Hd.	91	9	3	3234-4	Screw - Cap Hex. Hd.	3	43	2
323-14	Screw - Cap Hex. Hd.	84	7	2	3234-5	Screw - Hex. Flange Hd.	54	53	2
323-15	Screw - Cap Hex. Head	93	13	4	3234-11	Screw	33	15	6
323-17	Screw - Cap Hex. Hd.	19	10	1	3234-11	Screw - Flange	34	27	3
323-17	Screw - Hex. Hd.	12	16	1	3234-11	Screw - Hex. Flange Head	87	6	6
323-20	Screw - Cap Hex. Hd.	35	8	2	3234-11	Screw - Hex. Flange Head	92	6	6
323-29	Screw - Cap Hex. Hd.	28	14	3	3234-11	Screw - Hex. Flange Head	88	8	6
323-33	Screw - Cap Hex. Hd.	33	8	2	3234-11	Screw - Hex. Washer Hd.	53	28	5
323-47	Screw - Cap Hex. Hd.	28	34	6	3234-12	Screw - Cap Hex. Hd.	56	17	2
324-4	Screw - Cap Hex. Hd.	32	6	2	3234-12	Screw - Hex. Flange Hd.	3	12	2
324-4	Screw - Cap Hex. Hd.	29	58	2	3234-12	Screw - Hex. Washer Hd.	21	1	2
324-12	Screw - Cap Hex. Hd.	33	17	3	3234-12	Screw - Hex. Washer Hd.	2	36	7
325-2	Screw - Cap Hex. Hd.	74	5	4	3234-13	Screw - Hex. Washer Hd.	25	7	2
325-2	Screw - Cap Hex. Hd.	3	44	1	3234-14	Screw - Hex. Flange Hd.	8	17	2
325-4	Screw - Cap Hex. Hd.	59	25	2	3234-14	Screw - Hex. Flange Hd.	13	35	6
325-4	Screw - Cap Hex. Hd.	61	25	2	3234-14	Screw - Hex. Hd. Flange	53	11	2
325-4	Screw - Cap Hex. Hd.	6	27	1	3234-18	Screw - Flange Head	26	39	1
325-5	Screw - Cap Hex. Hd.	86	15	2	3234-22	Screw - Flange Head	26	24	3
325-5	Screw - Cap Hex. Hd.	2	47	2	3234-29	Screw - Cap Flange Head	93	4	8
325-7	Screw - Cap Hex. Hd.	86	24	2	3234-30	Screw - Hex. Hd. Flange	6	6	6
325-9	Screw - Cap Hex. Hd.	84	5	4	3234-30	Screw - Hex. Flange Hd.	53	1	10
325-9	Screw - Cap Hex. Hd.	26	29	2	3234-32	Screw - Hex. Flange Hd.	56	11	6
325-9	Screw - Cap Hex. Hd.	12	37	2	3234-32	Screw - Hex. Flange Hd.	59	33	6
325-11	Screw - Cap Hex. Hd.	76	18	2	3234-32	Screw - Hex. Flange Hd.	61	33	6
325-14	Screw	26	12	1	3247-4	Screw - Set	72	27	2
325-15	Screw - Cap Hex. Hd.	6	25	10	3249-11	Screw - Machine Rd. Hd.	28	25	2
325-18	Screw - Cap Hex. Hd.	55	4	2	3250-20	Screw - Pan Phil. Hd.	93	1	8
325-20	Screw - Cap Hex. Hd.	56	13	2	3250-36	Screw	18	22	2
325-20	Screw - Cap Hex. Hd.	59	16	2	3250-36	Screw - Pan Hd.	93	20	3
325-20	Screw - Cap Hex. Hd.	61	16	2	3250-36	Screw - Phillips Pan Hd.	1	7	2
325-33	Screw - Cap Hex. Hd.	74	3	2	3253-4	Washer - Lock	72	4	5
325-34	Screw - Hex. Flange Hd.	53	33	2	3253-4	Washer - Lock	14	6	4
325-35	Screw - Cap Hex. Hd.	76	2	4	3253-4	Washer - Lock	13	11	4
325-35	Screw - Cap Hex. Hd.	56	16	2	3253-4	Washer - Lock	33	26	4
325-35	Screw - Cap Hex. Hd.	59	34	2	3253-6	Washer - Lock	32	10	2
325-35	Screw - Cap Hex. Hd.	61	34	2	3253-6	Washer - Lock	74	10	2
325-35	Screw - Cap Hex. Hd.	53	41	2	3253-6	Washer - Lock	14	13	2
327-24	Screw - Cap Hex. Hd.	79	5	2	3253-6	Washer - Lock	29	59	2
327-24	Screw - Cap Hex. Hd.	80	6	2	3253-7	Washer - Lock	74	6	4
3210-5	Screw - Cap Hex. Hd.	56	45	2	3253-15	Washer - Lock	21	30	5
3212-5	Screw - Cap Hex. Hd.	74	9	2	3253-21	Washer - Lock	33	7	3
3212-5	Screw - Cap Hex. Hd.	14	14	2	3253-21	Washer - Lock	9	9	4
3213-2	Screw - Hex. Hd. Flange	28	8	2	3253-21	Washer - Lock	21	21	9
3216-6	Screw - Cap Hex. Hd.	91	6	1	3253-21	Washer - Lock	1	25	2
3216-6	Screw - Cap Hex. Hd.	90	17	1	3253-21	Washer - Lock	4	44	6
3217-6	Nut - Hex.	13	17	1	3253-33	Washer - Lock	13	18	1
3217-9	Nut - Jam	78	6	3	3254-1	Washer - Lock	18	14	2
3217-26	Nut	18	15	2	3254-20	Washer - Lock, Int. Tooth	18	6	1

*Not Illustrated

TORO PART NUMBER INDEX (Cont.)

Part No.	Description	Pg. No.	Ref. No.	Qty.	Part No.	Description	Pg. No.	Ref. No.	Qty.
3255-7	Washer - Lock Ext. Tooth	17	22	1	3290-148	Nut - Lock	17	4	1
3255-8	Washer - Lock Ext. Tooth	17	19	1	3290-256	Pin - Cotter Hair	90	13	1
3255-8	Washer - Lock, Ext. Tooth	33	20	2	3290-256	Pin - Cotter, Hair	76	22	2
3256-2	Washer	14	7	4	3290-256	Pin - Cotter, Hair	91	24	1
3256-2	Washer - Flat	13	10	8	3290-271	Rivet - Pop	53	5	2
3256-3	Washer	18	23	2	3290-282	Rivet - Pop	12	5	1
3256-3	Washer	29	64	1	3290-307	Pin - Cotter, Hair	12	26	1
3256-3	Washer - Flat	53	19	2	3290-357	Nut - Flange	92	8	6
3256-3	Washer - Flat	1	33	2	3290-357	Nut - Flange	88	10	6
3256-3	Washer - Flat	12	36	1	3290-357	Nut - Flange	34	16	3
3256-3	Washer - Flat	8	43	1	3290-357	Nut - Flange	2	38	2
3256-5	Washer - Flat	74	11	2	3290-357	Nut - Flange Head	3	14	1
3256-5	Washer - Flat	14	12	2	3290-357	Nut - Flange Head	29	56	1
3256-22	Washer - Flat	9	41	1	3290-357	Nut - Lock	33	36	9
3256-23	Washer - Flat	53	2	6	3290-357	Nut - Lock, Flange Head	87	8	6
3256-23	Washer - Flat	12	39	2	3290-359	Screw - Round Hd.	1	21	3
3256-23	Washer - Flat	60	57	1	3290-378	Tie - Cable	86	3	2
3256-23	Washer - Flat	62	57	1	3290-378	Tie - Cable	34	9	2
3256-24	Washer	14	9	4	3290-378	Tie - Cable	37	3	
3256-24	Washer	17	30	1	3290-378	Tie - Cable	33	37	1
3256-24	Washer - Flat	33	4	4	3290-378	Tie - Cable	10	60	2
3256-24	Washer - Flat	26	7	6	3290-379	Tie - Cable	19	6	1
3256-24	Washer - Flat	19	11	2	3290-467	Pin - Cotter, Hair	1	19	2
3256-24	Washer - Flat	21	11	9	3290-467	Pin - Hair, Cotter	86	1	2
3256-24	Washer - Flat	1	26	2	3290-477	Washer - Curved	29	57	2
3256-24	Washer - Flat	13	26	3	3290-483	Washer - Belleville	86	16	2
3256-24	Washer - Flat	28	35	9	3290-483	Washer - Belleville	2	44	4
3256-24	Washer - Flat	8	37	1	3296-6	Nut - Lock	89	9	3
3256-24	Washer - Flat	3	52	2	3296-6	Nut - Lock	27	10	3
3256-26	Washer - Flat	74	2	4	3296-9	Nut - Lock	28	18	2
3256-26	Washer - Flat	76	3	4	3296-12	Nut - Lock	17	24	2
3256-26	Washer - Flat	28	9	2	3296-15	Nut - Lock	90	11	1
3256-26	Washer - Flat	86	25	2	3296-15	Nut - Lock	91	11	1
3256-26	Washer - Flat	9	36	4	3296-23	Nut - Hex. Lock	53	13	2
3256-26	Washer - Flat	53	43	2	3296-23	Nut - Lock	76	21	2
3256-28	Washer - Flat	74	12	2	3296-25	Nut - Lock	74	8	2
3256-28	Washer - Flat	61	18	1	3296-25	Nut - Lock	86	11	2
3256-29	Washer - Flat	56	14	1	3296-25	Nut - Lock	26	27	5
3256-29	Washer - Flat	59	18	1	3296-25	Nut - Lock	2	43	2
3256-35	Washer - Flat	91	4	1	3296-29	Nut - Lock	83	1	2
3256-49	Washer - Flat	12	6	1	3296-29	Nut - Lock	14	3	4
3256-67	Washer - Flat	93	18	8	3296-29	Nut - Lock	28	15	5
3256-70	Washer - Flat	26	36	3	3296-29	Nut - Lock	13	19	4
3256-71	Washer - Flat	9	47	2	3296-39	Nut - Lock	14	11	2
3256-71	Washer - Flat	28	16	3	3296-39	Nut - Lock	7	13	2
3256-71	Washer - Flat	32	19	1	3296-39	Nut - Lock	19	14	1
3256-71	Washer - Flat	57	55	1	3296-39	Nut - Lock	84	17	2
3256-77	Washer - Flat	17	7	1	3296-39	Nut - Lock	90	19	1
3256-78	Washer - Flat	17	10	1	3296-39	Nut - Lock	91	23	1
3256-78	Washer - Flat	1	13	2	3296-39	Nut - Lock	12	28	1
3272-1	Pin - Cotter	19	8	6	3296-39	Nut - Lock	28	36	6
3272-5	Pin - Cotter	83	16	6	3296-39	Nut - Lock	26	41	3
3272-5	Pin - Cotter	9	39	2	3296-42	Nut - Lock	17	9	2
3272-6	Pin - Cotter	7	18	2	3296-42	Nut - Lock	8	33	1
3272-7	Pin - Cotter	71	14	2	3296-42	Nut - Lock	21	36	2
3272-9	Pin - Cotter	83	15	2	3296-44	Nut - Lock	17	25	1
3272-10	Pin - Cotter	9	38	1	3296-45	Nut - Lock	60	60	2
3272-11	Pin - Cotter	76	30	2	3296-45	Nut - Lock	62	60	2
3272-12	Pin - Cotter	76	4	2	3296-45	Nut - Lock	86	28	2
3272-12	Pin - Cotter	56	39	4	3296-45	Nut - Lock	57	58	2
3272-12	Pin - Cotter	60	64	2	3296-47	Nut - Lock	17	18	1
3272-12	Pin - Cotter	62	64	2	3296-47	Nut - Lock	32	21	1
3272-13	Pin - Cotter	56	34	2	3296-47	Nut - Lock	53	24	5
3273-17	Screw - Hex. Socket Hd.	75	5	4	3296-47	Nut - Lock	26	44	1
3274-19	Screw - Cap Socket Hd.	8	12	1	3296-47	Nut - Lock	29	62	2
3274-68	Screw - Socket Button Hd.	18	19	4	3296-49	Nut - Lock	87	2	1
3274-71	Screw - Soc. Hex. Hd.	26	1	2	3296-49	Nut - Lock	88	2	1
3274-87	Screw - Flat Hd. Socket	6	3	12	3296-49	Nut - Lock	92	2	1
3290-126	Screw - Hex. Washer Hd.	17	8	3	3296-49	Nut - Lock	9	12	2

*Not Illustrated

TORO PART NUMBER INDEX (Cont.)

Part No.	Description	Pg. No.	Ref. No.	Qty.	Part No.	Description	Pg. No.	Ref. No.	Qty.
3296-51	Nut - Lock	61	19	1	32136-14	Nut - Hex. Slotted Hd.	57	61	2
3296-53	Nut - Lock	79	3	2	32136-14	Nut - Hex. Slotted Hd.	60	63	2
3296-53	Nut - Lock	80	7	2	32136-14	Nut - Hex. Slotted Hd.	62	63	2
3296-59	Nut - Lock	8	1	4	32144-4	Screw - Hex. Washer Hd.	18	12	6
3296-59	Nut - Lock	3	7	1	32144-4	Screw - Hex. Washer Hd.	17	14	10
3296-59	Nut - Lock	7	8	2	32144-4	Screw - Hex. Washer Hd.	9	28	4
3296-59	Nut - Lock	28	24	3	32144-4	Screw - Thread Forming	25	44	4
3296-59	Nut - Lock	9	31	1	32144-11	Screw - Hex. Flange Hd.	56	9	1
3296-59	Nut - Lock, Flange Head	93	9	4	32144-11	Screw - Hex. Flange Hd.	8	28	4
32104-6	Screw - Cap Hex. (Europe)	72	31	4	32144-11	Screw - Hex. Washer Hd.	25	8	2
32104-37	Screw - Cap Hex. Hd.	57	54	1	32144-11	Screw - Hex. Washer Hd.	26	8	5
32104-37	Screw - Cap Hex. Hd.	60	56	1	32144-11	Screw - Hex. Washer Hd.	1	12	17
32104-37	Screw - Cap Hex. Hd.	62	56	1	32144-11	Screw - Hex. Washer Hd.	12	31	3
32104-82	Screw - Hex. Washer Hd.	12	13	1	32144-11	Screw - Hex. Washer Hd.	90	31	10
32108-58	Screw - Machine Flat Hd.	72	25	4	32144-11	Screw - Hex. Washer Hd.	91	31	10
32120-15	Ring - Retaining	59	32	2	32144-11	Screw - Hex. Washer Hd.	9	32	6
32120-15	Ring - Retaining	61	32	2	32144-11	Screw - Hex. Washer Hd.	33	39	2
32120-19	Ring - Retaining, Ext.	7	12	4	32144-11	Screw - Hex. Washer Hd.	19	40	2
32120-74	Ring - Retaining	29	67	1	32144-11	Screw - Hex. Washer Hd.	60	50	1
32121-6	Pin - Roll	9	35	1	32144-11	Screw - Hex. Washer Hd.	62	50	2
32121-6	Pin - Roll	3	45	1	32144-11	Screw - Hex. Washer Hd.	77	59	14
32121-10	Pin - Roll	9	16	1	32144-18	Screw - Hex. Washer Hd.	21	41	2
32121-11	Pin - Roll	86	12	2	32144-26	Screw - Hex. Washer Hd.	28	11	2
32121-11	Pin - Roll	2	45	2	32144-41	Screw - Hex. Flange Hd.	60	68	1
32121-24	Pin - Roll	3	42	1	32144-41	Screw - Hex. Flange Hd.	57	69	1
32121-25	Pin - Roll	8	25	2	32144-41	Screw - Hex. Washer Hd.	76	15	12
32121-36	Pin - Roll (Europe)	2	*	2	32144-57	Screw - Hex. Washer Hd.	9	48	2
32121-50	Pin - Roll	8	35	1	32144-70	Screw - Hex. Flange Hd.	86	10	1
32121-51	Pin - Roll	76	13	2	32144-70	Screw	93	15	2
32121-123	Pin - Roll	9	18	2	32144-70	Screw - Hex. Flange Hd.	84	12	3
32122-24	Screw - Round Hd.	21	31	5	32148-10	Insert - Threaded	33	6	3
32128-16	Nut - Flange Lock	80	16	8	32148-10	Insert - Threaded	53	7	4
32128-16	Nut - Hex. Lock	79	16	8	32148-10	Insert - Threaded	91	29	1
32128-19	Nut - Flange Hd.	76	1	2	32148-10	Insert - Threaded	90	30	1
32128-19	Nut - Flange Lock	13	33	2	32148-10	Insert - Threaded	2	35	10
32128-19	Nut - Lock Flange Hd.	90	3	2	32148-10	Insert - Threaded	21	38	3
32128-19	Nut - Lock, Flange	35	13	2	32148-10	Insert - Threaded	77	58	1
32128-19	Nut - Lock, Flange Hd.	86	5	2	32151-10	Ring - Retaining	56	19	2
32128-20	Nut - Lock	8	36	2	32151-62	Ring - Retaining	3	40	1
32128-20	Nut - Lock Flange	53	26	2	32151-72	Retainer - Push-On	53	20	2
32128-20	Nut - Lock, Flange	35	9	2	32151-72	Retainer - Push-On	18	24	2
32128-20	Nut - Lock, Flange Head	32	12	1	32151-72	Ring - Retaining	1	32	2
32128-20	Nut - Lock, Flange Head	93	12	8	32151-73	Ring - Clip	28	2	1
32128-21	Nut - Flange Hd.	76	35	1	32151-76	Ring - Retaining	6	15	2
32128-23	Nut - Flange Hd.	76	42	2	32151-96	Ring - Retaining	59	30	2
32128-23	Nut - Flange Lock	56	1	6	32151-96	Ring - Retaining	61	30	2
32128-23	Nut - Flange Lock	59	1	6	32151-104	Ring - Retaining	59	9	2
32128-23	Nut - Flange Lock	61	1	6	32151-104	Ring - Retaining	61	9	2
32128-23	Nut - Hex. Flange Hd.	84	15	4	32151-104	Ring - Retaining	56	36	1
32128-25	Nut - Flange Lock	13	23	4	32152-1	Nut - Lock	8	45	3
32128-33	Nut - Flange Lock	18	18	4	32152-5	Nut - Lock	57	47	2
32128-33	Nut - Flange, Lock	60	53	1	32153-2	Nut - Lock	13	13	1
32128-33	Nut - Flange, Lock	62	53	1	33004-00	Nut - Hex. Flange	35	16	2
32128-33	Nut - Lock	12	10	2	33023-00	Nut - Lock, Nylon Insert	34	43	1
32128-37	Nut - Lock, Flange Hd.	33	13	3	33093-00	Washer - Flat	34	42	1
32128-43	Nut - Lock, Flange Head	78	1	3	33104-016	Screw - Hex. Hd. Flange	34	29	2
32128-49	Nut - Flange Head	26	28	3	33104-020	Screw - Hex. Hd. Flange	35	19	2
32128-49	Nut - Hex. Flange	53	44	2	33105-020	Screw - Hex. Hd. Flange	34	24	1
32128-49	Nut - Lock	57	59	2	340-2	Adapter - Straight	82	12	2
32128-49	Nut - Lock	60	61	2	340-2	Fitting - Adapter	19	25	1
32128-49	Nut - Lock	62	61	2	340-4	Fitting - Hydraulic	32	28	1
32128-50	Nut - Lock, Flange Hd.	6	9	4	340-6	Fitting - Adapter	25	31	1
32128-54	Nut - Flange	81	1	2	340-7	Fitting - Hydraulic	32	31	2
32128-54	Nut - Flange	90	7	1	340-8	Fitting - Adapter	25	14	1
32128-54	Nut - Flange	83	12	8	340-17	Fitting - Hydraulic 90°	32	3	2
32128-54	Nut - Flange	91	14	1	340-17	Fitting - Hydraulic 90°	25	39	1
32128-54	Nut - Flange	76	17	2	340-18	Fitting - Hydraulic 90°	32	37	2
32136-2	Nut	76	5	2	340-55	Fitting - Hydraulic 45°	32	23	1
32136-13	Nut - Slotted	56	38	2	340-70	Nut - Bulkhead	59	5	3

*Not Illustrated

TORO PART NUMBER INDEX (Cont.)

Part No.	Description	Pg. Ref.		Part No.	Description	Pg. Ref.	
		No.	Qty.			No.	Qty.
340-70	Nut - Bulkhead	61	5 3	340-155	Fitting - Hydraulic	3	34 2
340-70	Nut - Bulkhead	56	6 2	340-155	Fitting - Hydraulic 90°	32	13 2
340-70	Nut - Bulkhead	10	53 3	340-156	Fitting - Hydraulic 45°	59	21 1
340-70	Nut - Lock, Bulkhead	82	1 6	340-156	O-Ring	61	21 1
340-71	Union - Bulkhead	10	54 1	340-157	Fitting - Tee	32	27 1
340-72	Fitting - Hydraulic 90°	53	25 2	340-159	Fitting - Hydraulic	9	50 3
340-74	Nut - Bulkhead	59	13 1	340-159	Fitting - Hydraulic 90°	32	40 2
340-74	Nut - Bulkhead	61	13 1	340-165	Fitting - Hydraulic	32	30 1
340-74	Nut - Bulkhead	53	30 2	340-166	Fitting	82	19 1
340-77	Elbow - Hydraulic 90°	82	16 2	340-167	Fitting - Hydraulic	3	32 2
340-77	Fitting - Hydraulic	59	35 1	351-78	Edging - Seat	13	6 1
340-77	Fitting - Hydraulic	61	35 1	351-80	Clip - Edging	13	8 1
340-86	Fitting - Hydraulic, Tee	82	15 2	353-508	Plug	59	43 1
340-87	Fitting - Hydraulic	82	9 3	353-508	Plug	61	43 1
340-97	Fitting - Hydraulic 90°	56	44 2	353-508	Plug Assembly	20	6 3
340-97	Fitting - Hydraulic 90°	60	48 2	353-550	Plug (2wd Only)	25	40 1
340-97	Fitting - Hydraulic 90°	61	48 2	353-551	Plug	25	9 2
340-99	Fitting - Hydraulic 90°	19	35 1	353-551	Plug Assembly	31	22 3
340-101	Fitting - Hydraulic	3	25 1	353-947	Cap - Fitting	32	1 2
340-109	Fitting - Tee	25	42 1	353-947	Cap - Fitting	25	19 1
340-125	Fitting - Hydraulic Tee	72	14 1	353-947	Cap - Fitting	19	29 1
340-132	Fitting - Hydraulic 90°	72	13 2	353-947	Cap - Fitting	3	36 2
340-138	Fitting - Hydraulic	9	4 3	354-77	Fitting - Test Port	19	30 1
340-139	Fitting - Hydraulic	25	22 1	354-77	Fitting - Test Port	32	32 2
340-139	Fitting - Hydraulic 90°	59	24 1	354-78	Connector - Hose	32	35 1
340-139	Fitting - Hydraulic 90°	61	24 1	354-87	Fitting - Hydraulic 90°	25	21 1
340-140	Fitting - Hydraulic Tee	72	5 1	354-94	Fitting - Barb	21	16 1
340-141	Fitting - Hydraulic	25	29 1	354-95	Fitting - Barb	21	14 1
340-147	Fitting - Hydraulic	25	17 1	354-103	Male Hose Barb	25	45 1

TABLE OF CONTENTS

Description	Page	Description	Page
Frame & Body Assembly	1–2	Hydraulic Cylinder No. 92–6585 (Model No. 30450)	58
Front Transaxle Installation Assembly	3	Rear Axle Assembly (Model No. 30450)	59–60
Transaxle No. 88–1260	4	(Serial No. 60300–60351 & 60428–Up)	59–60
Hydraulic Motor No. 92–2556	5	Rear Axle Assembly (Model No. 30450)	61–62
Front Axle Assembly	6	(Serial No. 60352–60427)	61–62
Brake Linkage Assembly	7	Solenoid Valve Assembly No. 76–9970 (Model No. 30455)	63
Traction & Brake Pedals Assembly	8	Hydraulic Cylinder No. 92–6584 (Model No. 30455)	64
Steering Tower Assembly	9–10	Hydraulic Motor No. 76–6580 (Model No. 30455)	65
Power Steering Valve No. 92–9729	11	Sleeve Assembly (Model No. 30455)	66
Seat Plate Assembly	12	Axle Housing Assembly (Model No. 30450)	67
Seat Assembly	13	(Serial No. 60300–60351 & 60428–Up)	67
Low Seat Assembly (Optional)	14	(Axle No. 93–7780)	67
Electrical Schematic (US)	15	Axle Housing Assembly (Model No. 30450 Serial No. 60352–60427)	68
Electrical Schematic (Europe)	16	(Axle No. 74–5621)	68
Control Console Assembly	17	Differential & Shaft Assembly Axle No. 93–7780 (Model No. 30455)	69
Gage Panel Assembly	18	Steering Gear Case Assembly Axle No. 93–7780 (Model No. 30455)	70
Lift Valve Installation Assembly	19	Steering Arm Linkage Axle No. 93–7780 (Model No. 30455)	71
Lift Valve No. 92–7762	20	Lift Arm Assembly	72
Fuel Tank Assembly	21	Hydraulic Cylinder No. 86–5580	73
Fuel Filter Assembly No. 76–5300	22	R.O.P.S. Assembly	74
Hydraulic Schematic Model No. 30450	23	Drive Shaft Assembly No. 86–1730	75
Hydraulic Schematic Model No. 30455	24	Center Deck & Carrier Frame Assembly	76–77
Hydraulic Reservoir Assembly	25	Belt Tension Adjustor	78
PTO & Clutch Assembly	26	Front Castor Fork Assembly	79
Clutch Assembly No. 86–5610	27	Rear Pivot Arm Assembly	80
Hydraulic Pump Installation Assembly	28–29	Hydraulic Cylinder No. 86–2190	81
Gear Pump Assembly No. 92–7781	30	Hydraulic Hose Assembly	82
Traction Pump Assembly No. 86–5590	31	Pivot Arm Assembly	83
Hydraulic Pump Fittings Assembly	32	Gear Box, Mount & Drive Shaft Assembly	84
Engine & Battery Installation Assembly	33	Gear Box Assembly No. 86–3090	85
Engine Plumbing Assembly	34	Center Deck Pulley Assemblies	86
Muffler & Air Cleaner Installation Assembly	35	Spindle Assembly (Center)	87
Crankcase Assembly	36	Spindle Assembly (Clutch)	88
Crankshaft Assembly	37	Clutch Assembly No. 86–1710	89
Cylinder Head Assembly	38–40	Wing Deck Assembly L.H.	90
Camshaft & Fan Support Assembly	41	Wing Deck Assembly R.H.	91
Timing Cover	42	Spindle Assembly (Wings)	92
Intake & Exhaust Manifold Assembly	43	Cover Assembly	93
Oil Pump Assembly	44	TORO Part Number Index	94–110
Collector Assembly	45		
Water Pump Assembly	46		
Fuel Injection Pump Assembly	47		
Fuel Injector Assembly	48		
Alternator Assembly	49		
Starter Assembly	50		
Glow Plug & Glow Relay	51		
Air Cleaner No. 93–7485	52		
Radiator Assembly	53–54		
Additional Weight Assembly	55		
Rear Axle Assembly (Model No. 30450)	56–57		

