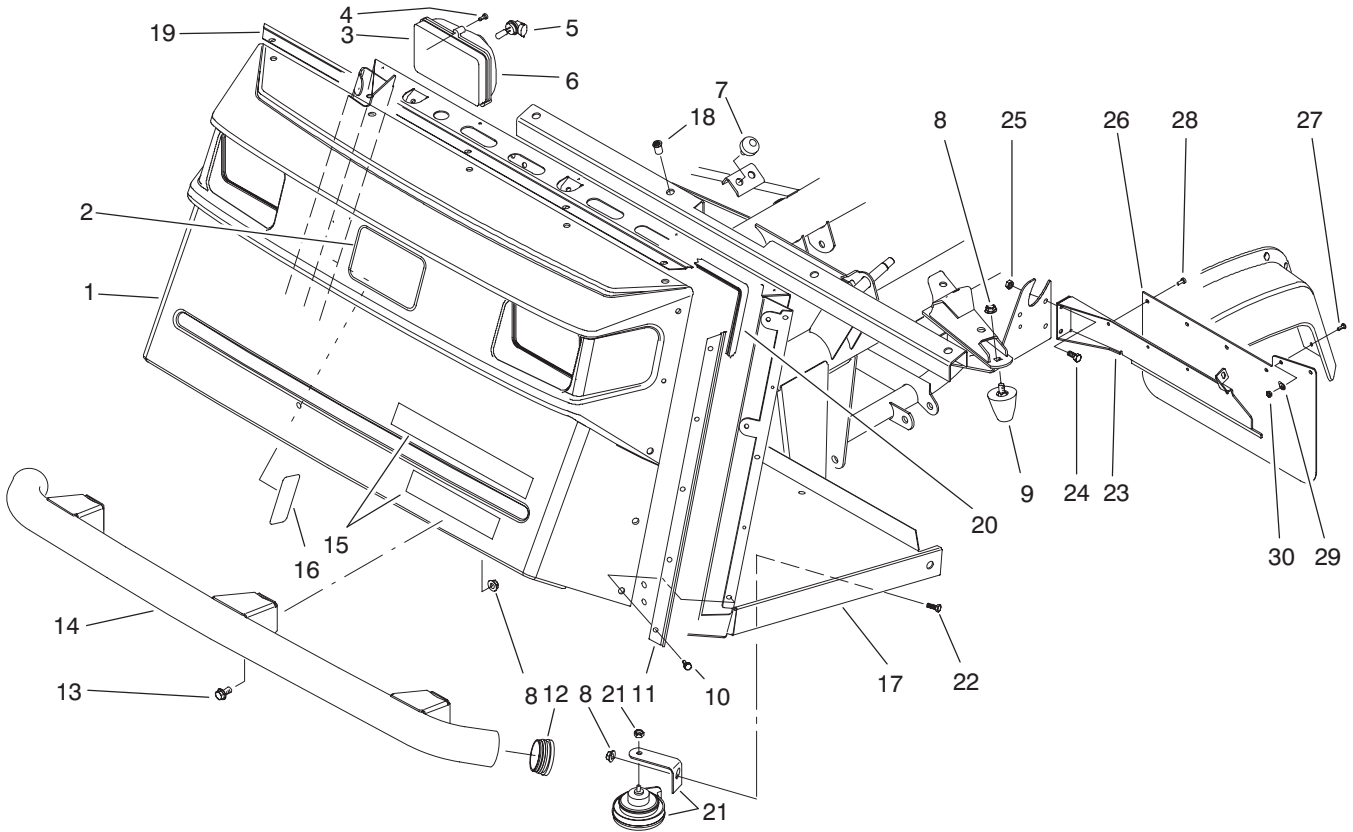




MODEL NO. 07200-60001 & UP MODEL NO. 07202-60001 & UP	PARTS CATALOG
WORKMAN □ 3200	



T-1581-1

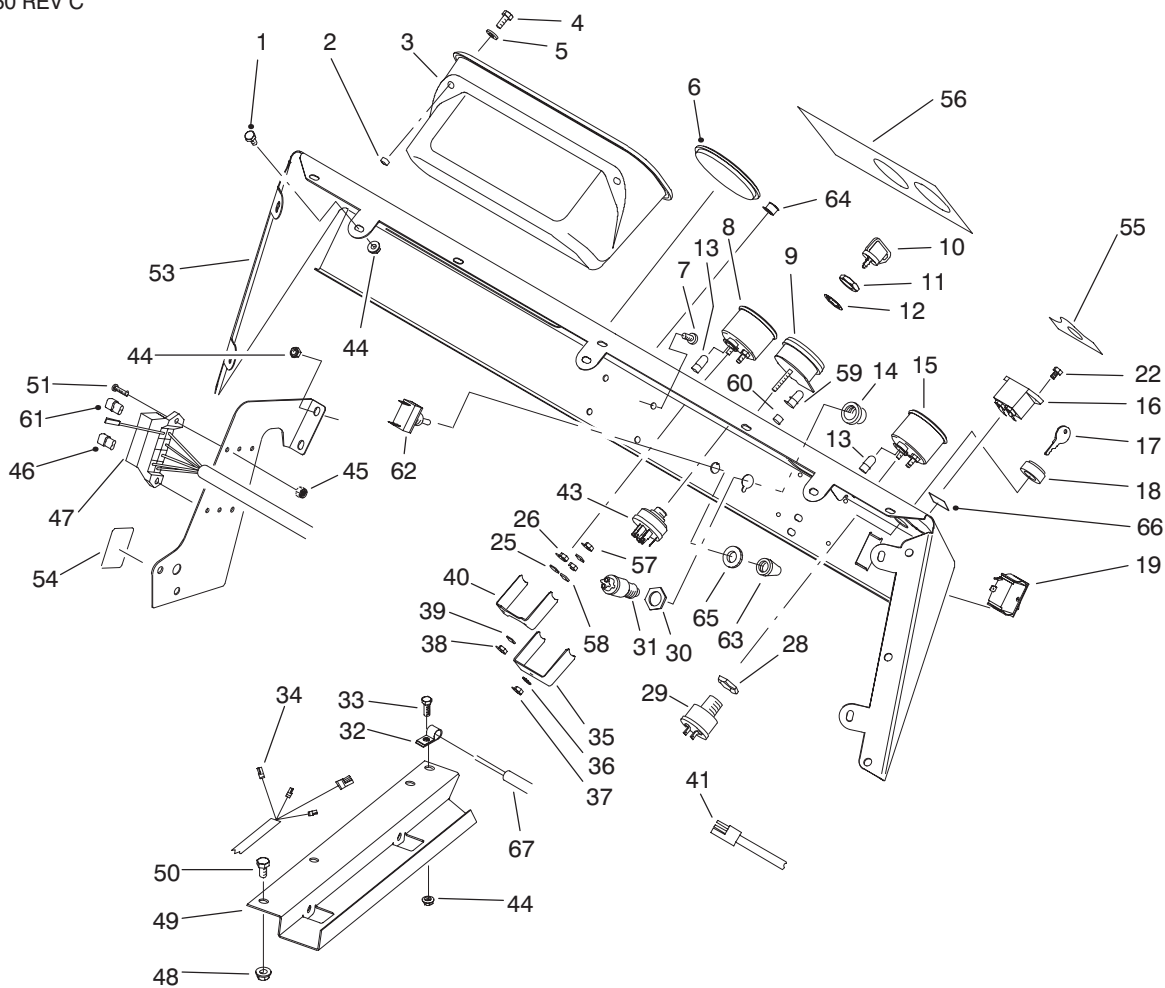
FRONT BUMPER & HOOD ASSEMBLY

Ref. No.	Part No.	Description	No. Used
1	87-0710	Hood	1
2	62-5550	Decal - TORO	1
3	87-2120	Headlight Assembly (Incl. Ref. #5-6)	2
4	32104-88	Screw	6
5	87-6320	Bulb - Headlight	2
6	87-6330	Lens - Headlight	2
7	87-2440	Bumper	2
8	3290-357	Nut - Flange Lock	8
9	26-0071	Bumper	2
10	87-6620	Screw	15
11	87-8120	Bracket - Trim Side	2
12	2410-42	Cap - Front Bumper	2
13	3234-1	Screw - Hex. Flange Hd.	6
14	87-4070	Bumper - Front	1
15	87-6700	Decal - Workman 3200	1
16	87-7000	Decal - Load	1
16	94-1224	Decal - Load (Europe)	1

Ref. No.	Part No.	Description	No. Used
16	92-5395	Decal - Load (Japan)	1
17	94-5240	Operators Platform Assy. (Incl. Ref. #18)	1
18	32148-7	Nut - Clinch	8
19	87-8130	Bracket - Trim Top	1
20	87-8160	Trim	1
21	116749	Horn Assembly	1
22	323-4	Screw - Cap Hex. Hd.	1
23	94-3838	Bracket - Mudflap LH	1
*	94-3839	Bracket - Mudflap RH	1
24	321-4	Screw - Cap Hex. Hd.	4
25	32128-33	Nut - Lock	4
26	94-3841	Mudflap	2
27	3250-13	Screw - Pan Hd.	4
28	146489	Rivet - Pop	8
29	3256-61	Washer - Flat	4
30	3296-2	Nut - Lock	4

*Not Illustrated

TPS

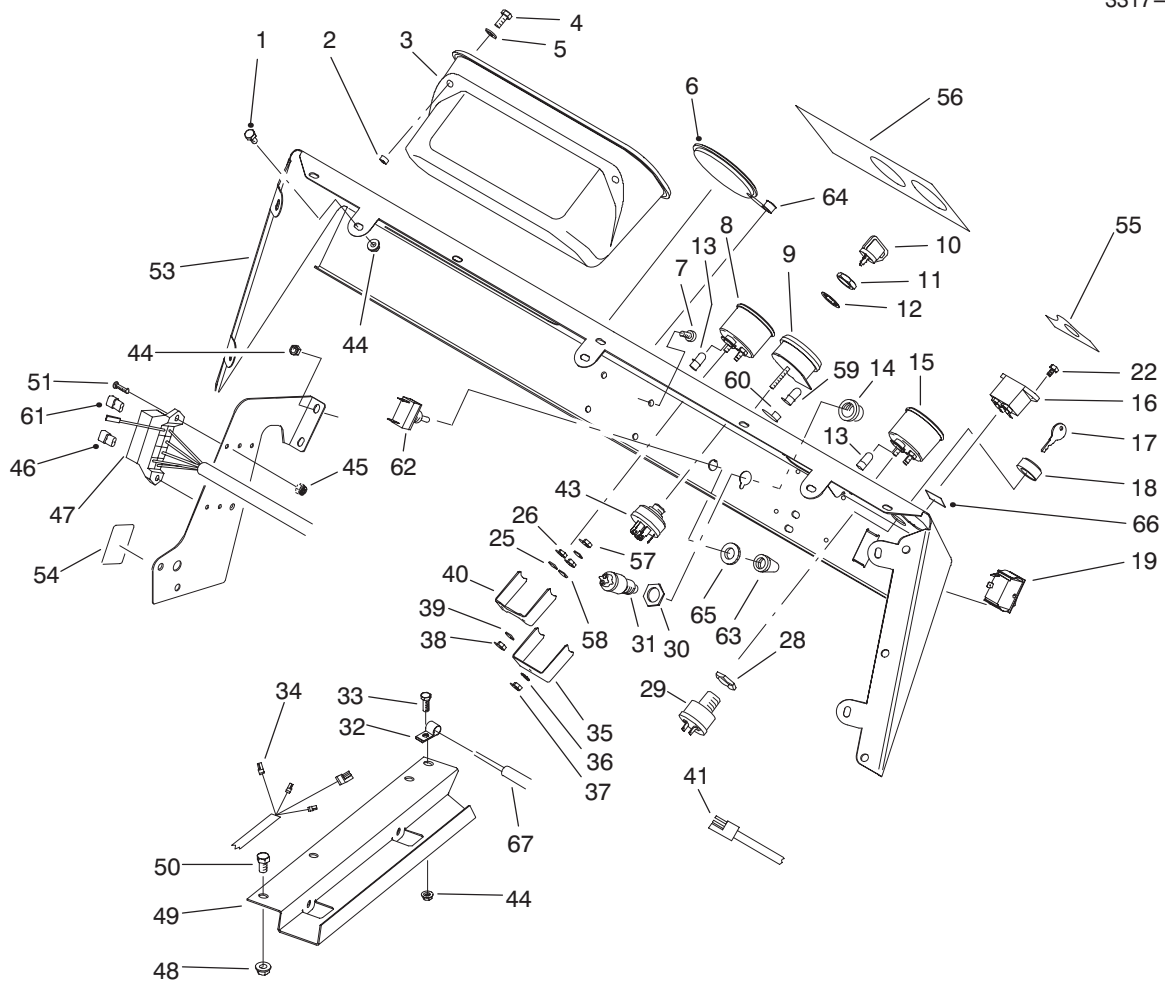


T-1706-1

CONTROL PANEL ASSEMBLY

Ref. No.	Part No.	Description	No. Used
1	321-2	Screw - Cap Hex. Hd.	7
2	32148-6	Insert - Threaded	2
3	87-3780	Box - Glove	1
4	321-3	Screw - Cap Hex. Hd.	2
5	3256-22	Washer - Flat	2
6	2410-35	Plug - Hole	1
7	3274-31	Screw - Button Hd.	4
8	87-5590	Temperature Gauge Assy. (Incl. Ref. #38-40, 57 & 58)	1
9	93-7053	Warning Light Assembly (Incl. Ref. #35-37, 59 & 60)	1
10	63-8360	Key - Ignition	1
11	218-446	Nut - Hex.	1
12	218-447	Washer - Lock	1
13	218-600	Bulb	2
14		Button - Horn	1
15	87-5580	Fuel Gauge Assembly (Incl. Ref. #38-40, 57 & 58)	1
16	75-6820	Hourmeter	1
17	87-0740	Key - Supervisor Switch	1
18	87-1720	Nut - Supervisor Switch	1
19	87-3790	Switch - Light	1
22	32144-18	Screw - Cap Hex. Hd.	2
28		Nut - Hex.	1
29	94-5245	Supervisor Switch Assembly (Incl. Ref. #17, 18 & 28)	1

Ref. No.	Part No.	Description	No. Used
30		Nut - Hex.	1
31	18-2830	Horn Switch Assembly (Incl. Ref. #14 & 30)	1
32	2412-89	Clamp - R	1
33	321-4	Screw - Cap Hex. Hd.	1
34	93-7129	Harness - Wire Rear	1
35		Clamp - Light	1
36	3254-1	Washer - Lock	1
37	3217-26	Hut - Hex.	1
38	3217-25	Nut - Hex.	2
39	3253-15	Washer - Lock	2
40		Clamp - Temp. Gauge	1
41	87-4230	Harness - Wire Front LH	1
43	27-2360	Ignition Switch Assembly (Incl. Ref. #11 & 12)	1
44	32128-33	Nut - Flange	12
45	3296-2	Nut - Lock	2
46	218-574	Fuse - 7.5 Amp	2
47	87-8500	Front Wire Harness Assy. (Incl. Ref. #13)	1
48	32128-20	Nut - Flange	3
49	93-7094	Cover - Wire Harness	1
50	322-2	Screw - Cap Hex. Hd.	3
51	3250-13	Screw	2
53	87-8540	Control Panel Assembly (Incl. Ref. #55-56)	1

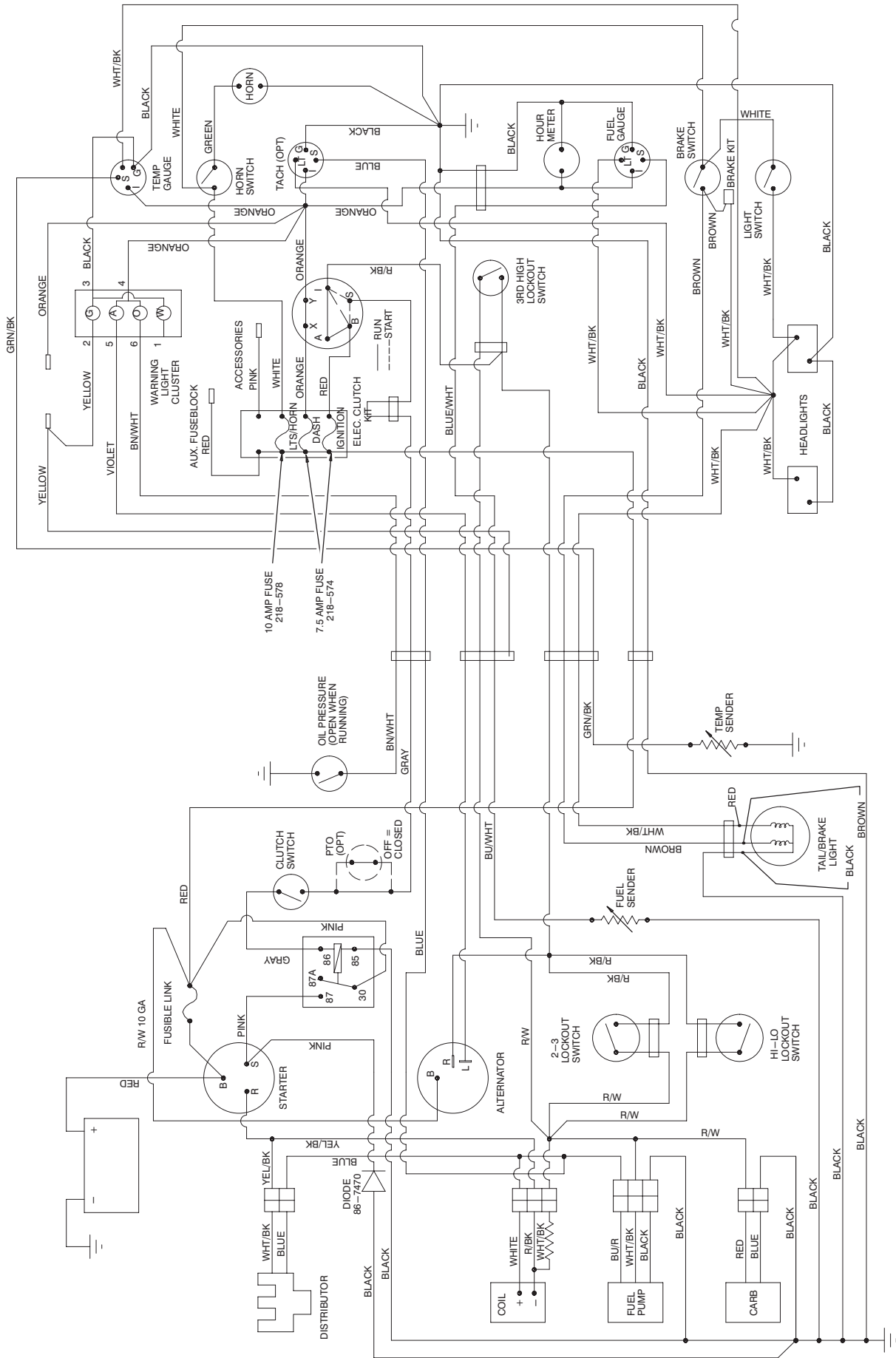


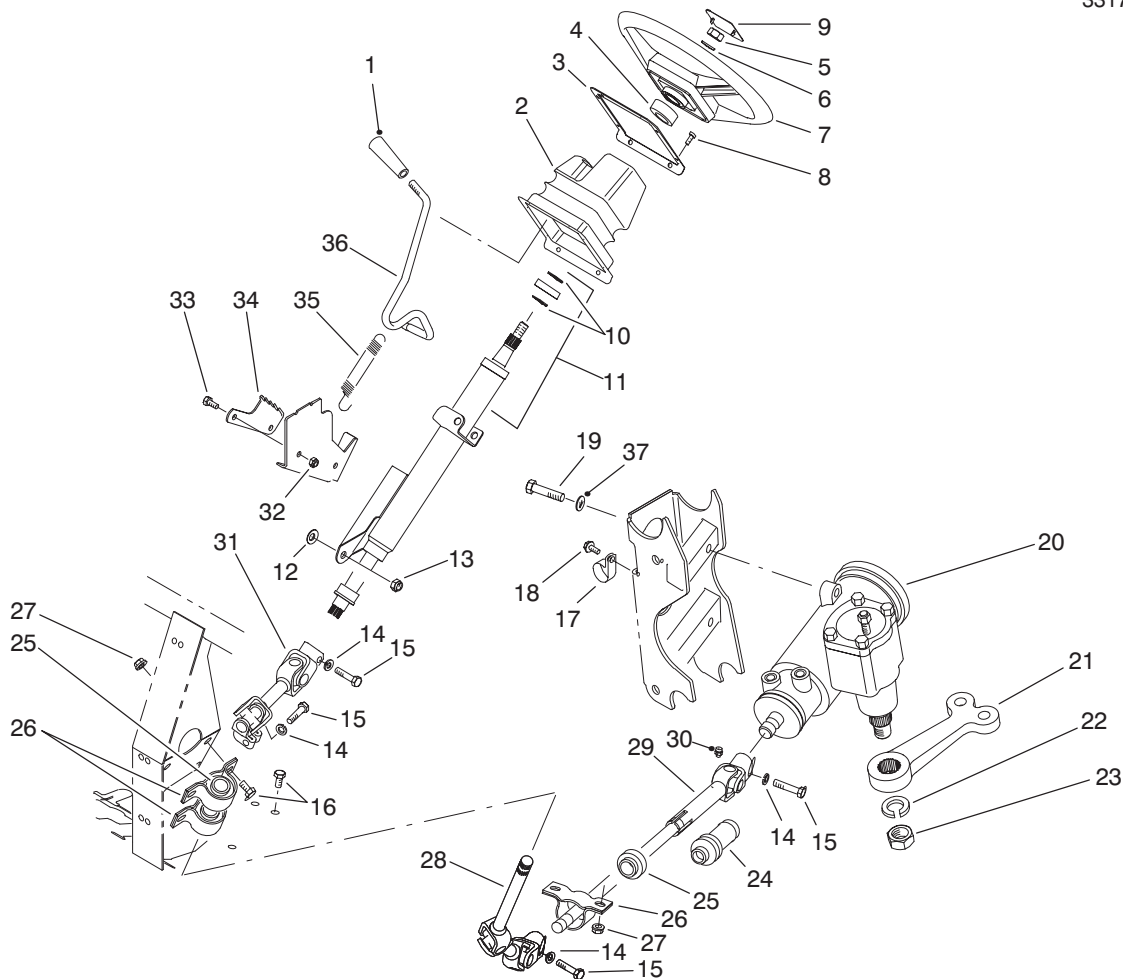
T-1706-1

CONTROL PANEL ASSEMBLY (Continued)

Ref. No.	Part No.	Description	No. Used	Ref. No.	Part No.	Description	No. Used
54	87-6670	Decal - Fuse	1	59	219-17	Bulb - Warning Light	4
54	93-9851	Decal - Fuse (Europe)	1	60	87-6270	Socket & Bulb Assembly (Incl. Ref. #59)	4
54	92-5374	Decal - Fuse (Japan)	1	61	218-578	Fuse - 10 Amp	1
55	87-5910	Decal - Supervisor	1	62	20-7150	Toggle Switch Assembly (Incl. Ref. #65)	1
55	93-9856	Decal - Supervisor (Europe)	1	63	218-473	Boot - Switch	1
55	92-5332	Decal - Supervisor (Japan)	1	64	2410-64	Plug - Hole	1
56	87-8520	Decal - Dash	1	65		Nut - Lock	1
56	93-9446	Decal - Dash (Europe)	1	66	93-7252	Decal - CE (Europe)	1
56	92-6422	Decal - Dash (Japan)	1	67	94-3837	Cable - Clutch	1
57	3253-19	Washer - Lock	3				
58	3217-29	Nut - Jam	3				

ELECTRICAL SCHEMATIC



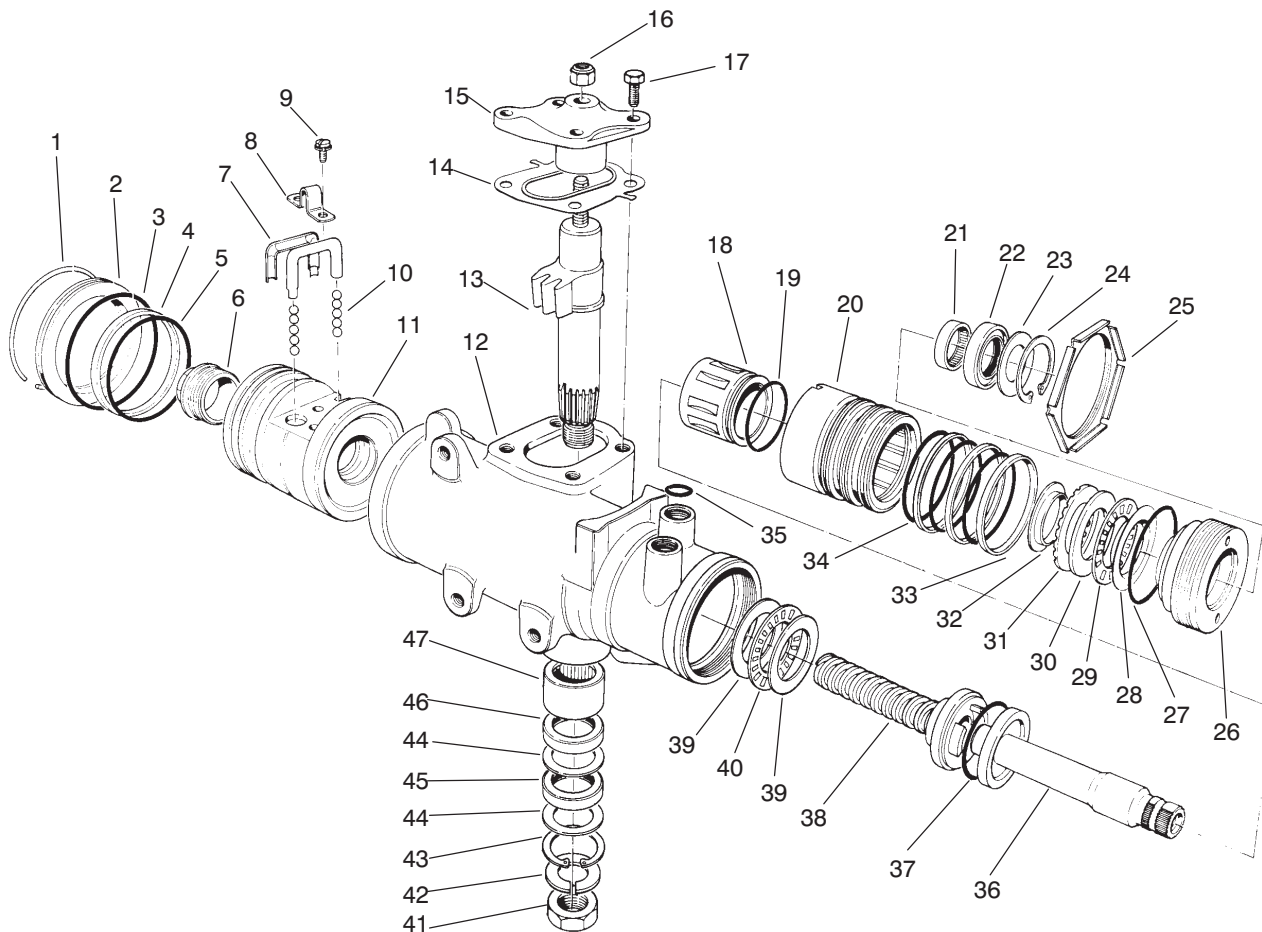


T-1584-1

STEERING LINKAGE ASSEMBLY

Ref. No.	Part No.	Description	No. Used	Ref. No.	Part No.	Description	No. Used
1	233-39	Knob	1	21	87-0370	Arm - Pitman	1
2	87-3460	Boot - Tilt Steering	1	22	39-7420	Washer - Lock	1
3	87-4720	Plate - Steering Boot	1	23	39-7440	Nut - Lock	1
4	21-9260	Spacer	1	24	92-4157	Boot - Steering Shaft	1
5	3277-1	Nut - Hex.	1	25	87-2280	Bearing	3
6	48-8070	Washer - Flat	1	26	87-3250	Mount - Bearing	3
7	87-3820	Wheel - Steering	1	27	32128-20	Nut - Flange	6
8	32144-116	Screw - Pan Head	8	28	92-4155	Slip Joint Assembly - Upper	1
9	87-3750	Cover - Steering Wheel	1	29	92-4156	Slip Joint Assembly - Lower (Incl. Ref. #24 & 30)	1
10	43-6550	Ring - Retaining	2	30	302-5	Fitting - Grease	1
11	92-4153	Assembly - Steering Column (Incl. Ref. #10)	1	31	92-4154	Universal Joint Assembly	1
12	3290-455	Washer	1	32	3296-42	Nut - Lock	2
13	3296-59	Nut - Lock	1	33	321-3	Screw - Cap Hex. Hd.	2
14	3253-4	Washer - Lock	4	34	87-3610	Bracket - Detent	1
15	48-7740	Screw - Cap Hex. Hd.	4	35	65-5360	Spring - Extension	1
16	322-2	Screw - Cap Hex. Hd.	6	36	87-3130	Lever - Tilt Steering	1
17	2412-105	Clamp - R	2	37	87-7480	Washer - Flat	3
18	32144-10	Screw - Self Tapping	2	*	87-3100	Lower Shaft Assembly (Incl. Ref. #24 & 28-30)	1
19	93-7145	Screw - Cap Hex. Hd.	3	*	87-3120	Steering Column & Shaft (Incl. Ref. #10, 11 & 31)	1
20	87-1500	Steering Gear Assembly (Incl. Ref. #22 & 23)	1				

*Not Illustrated



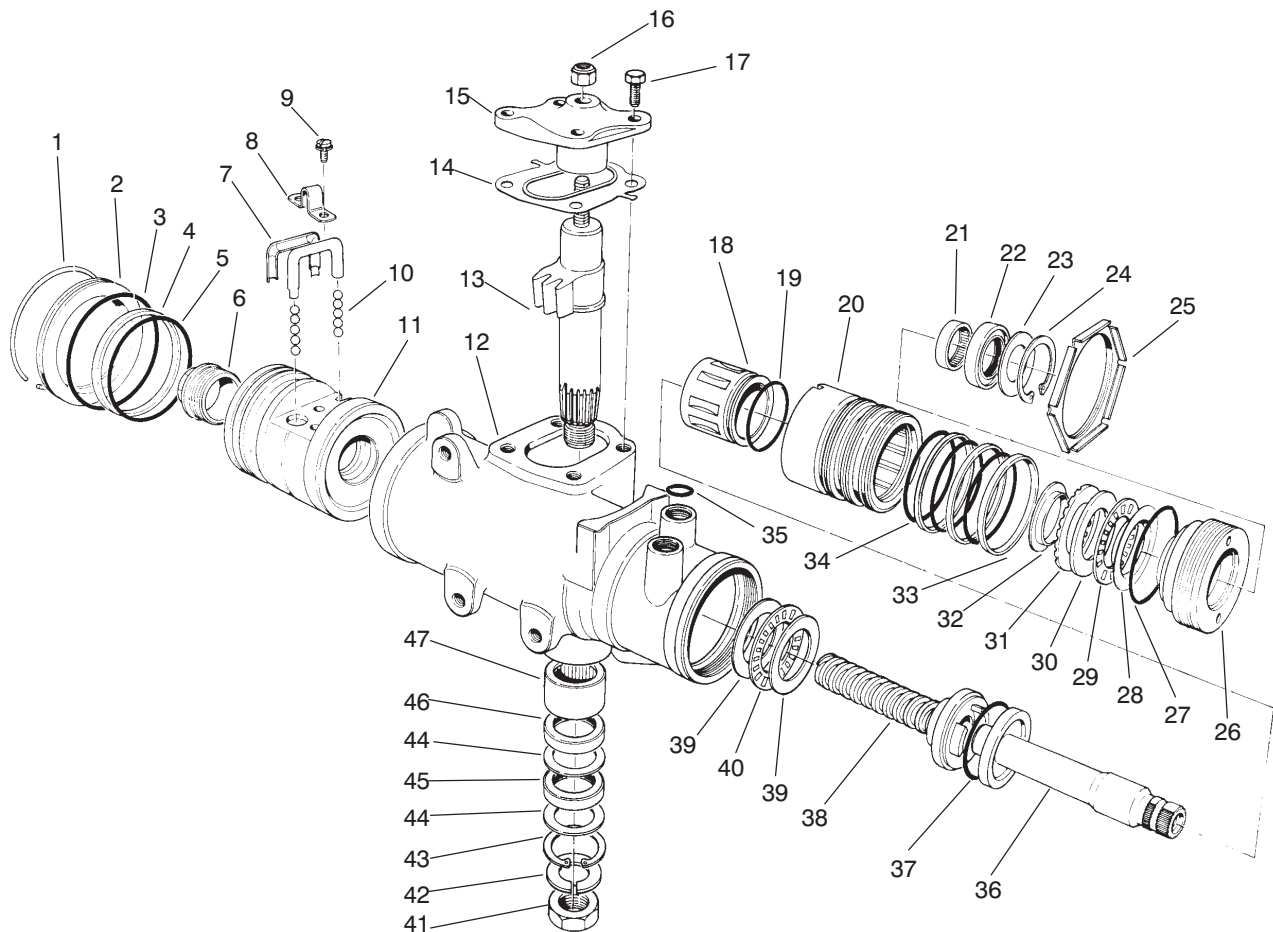
T-1580-1

STEERING GEAR ASSEMBLY NO. 87-1500

Ref. No.	Part No.	Description	No. Used
1		Ring - Retaining	1
2	92-4165	Plug - Housing End	1
3		Seal - Housing End Plug	1
4		Ring - Rack Piston	1
5		O-Ring, Rack Piston	1
6	18-4340	Plug - Rack Piston End	1
7	92-4168	Return - Guide Ball	2
8	18-4270	Clamp - Ball Return Guide	1
9	18-4260	Assy. - Screw/Lockwasher	2
10	18-5190	Ball - Chrome Alloy	11
11		Nut - Rack Piston	1
12		Housing - Steering Gear	1
13		Gear - Pitman Shaft	1
14	28-8280	Seal Kit - Side Cover (Incl. Ref. #17)	1
15		Cover - Housing Side	1
16	28-8220	Nut - Lash Adjuster	1
17	28-8210	Bolt - Flange Hex. Hd.	4
18		Spool Valve	1
19		O-Ring, Spool Valve	1
20		Valve Body	1
21	92-4169	Bearing - Needle	1
22		Seal - Stub Shaft	1
23		Seal - Stub Shaft Dust	1
24		Ring - Retaining	1
25	92-4159	Nut - Adjuster Plug Lock	1

Ref. No.	Part No.	Description	No. Used
26		Plug - Adjuster	1
27	28-8200	O-Ring	1
28		Race - Upper Bearing	1
29		Bearing - Roller, Thrust	1
30		Race - Thrust Bearing	1
31		Spacer - Thrust Bearing	1
32		Retainer - Bearing	1
33		Ring - Valve Body	3
34		O-Ring	3
35	39-7310	O-Ring	3
36		Shaft - Stub	1
37		O-Ring	1
38		Worm - Steering	1
39		Race - Thrust Bearing	2
40		Bearing - Roller, Thrust	1
41	39-7440	Nut - Pitman Arm	1
42	39-7420	Washer - Lock	1
43		Ring - Retaining	1
44		Washer - Seal, Backup	2
45		Seal - Pitman Shaft	1
46		Seal - Pitman Shaft	1
47	92-4170	Bearing - Pitman Shaft	1
*	92-4161	Assembly - Cover Service Housing Side (Incl. Ref. #14-17)	1

*Not Illustrated

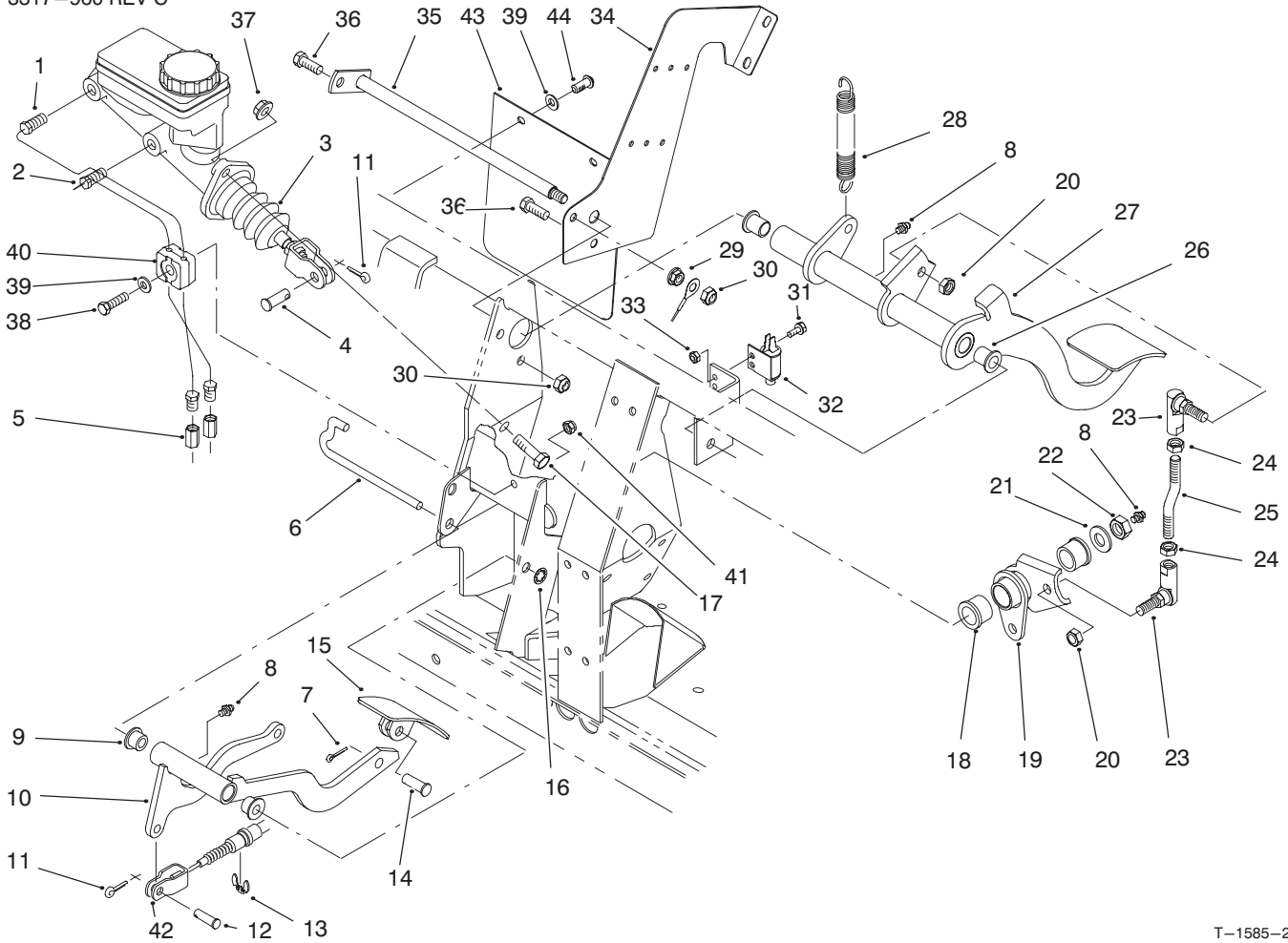


T-1580-1

STEERING GEAR ASSEMBLY NO. 87-1500

Ref. No.	Part No.	Description	No. Used	Ref. No.	Part No.	Description	No. Used
*	28-8270	Seal Service Kit – End Plug (Incl. Ref. #1 & 3)	1	*	92-4162	Pitman Shaft – Gear Service (Incl. Ref. #13-15 & 17)	1
*	28-8290	Seal Service Kit Rack/Piston (Incl. Ref. #4 & 5)	1	*	92-4158	Valve Assy. – Hyd. Gear (Incl. Ref. #18-20, 33, 34, 36 & 37)	1
*	18-5180	Bearing Kit – Lower Thrust (Incl. Ref. #39-40)	1	*	92-4160	Bearing Service Kit – Upper (Incl. Ref. #28-32)	1
*	18-5160	Seal Kit – Pitman Shaft (Incl. Ref. #43-46)	1	*	92-4166	Rack/Piston/Nut Assembly (Incl. Ref. #1-11 & 38)	1
*	18-5170	Seal Kit – Valve Ring (Incl. Ref. #19, 33, 34 & 37)	1	*	92-4164	Plug Assy. – Service Adjust. (Incl. Ref. #21-24 & 26-32)	1
*	92-4163	Assy. – Steering Housing (Incl. Ref. #12 & 43-47)	1	*	87-1500	Steering Gear (Complete)	1
*	92-4167	Assembly – Plug Service (Incl. Ref. #22-24 & 27)	1				

*Not Illustrated

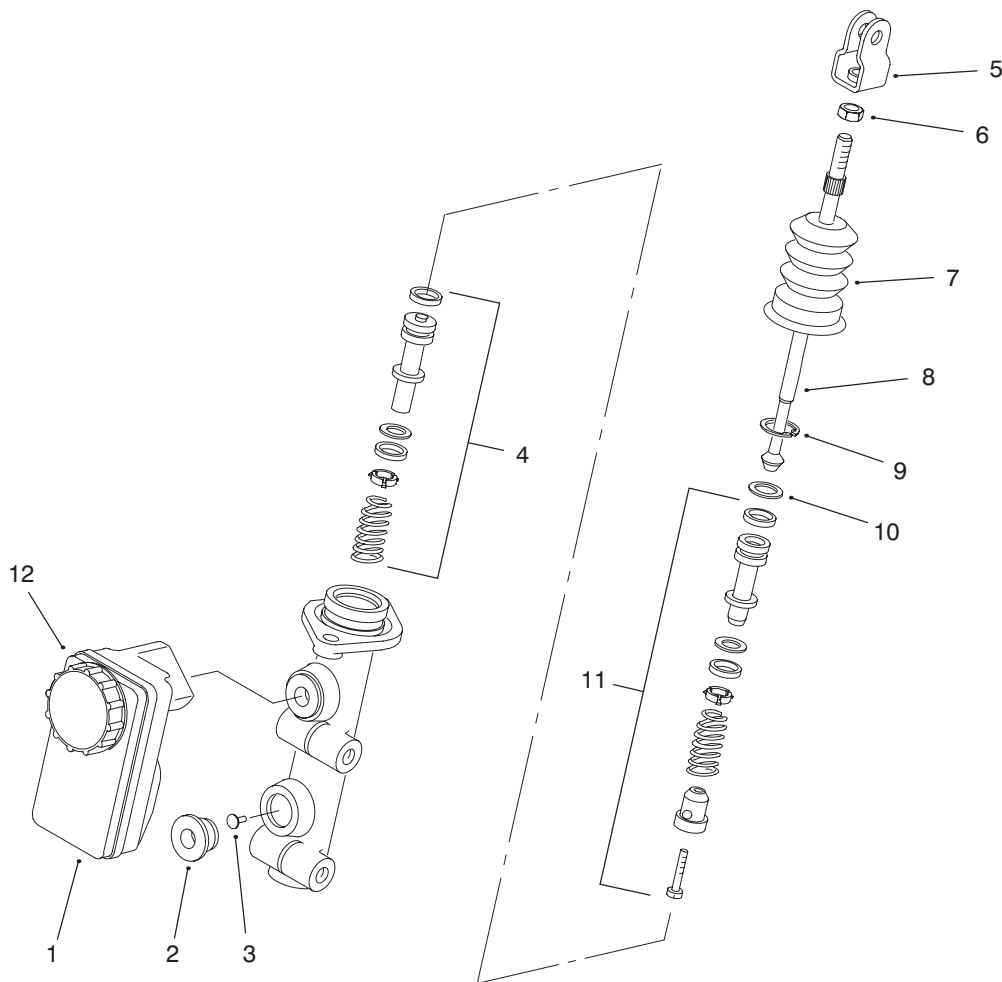


T-1585-2

BRAKE & ACCELERATOR PEDAL ASSEMBLY

Ref. No.	Part No.	Description	No. Used
1	94-3814	Tube - Hydraulic	1
2	94-3815	Tube - Hydraulic	1
3	94-3800	Master Cylinder Assembly	1
4	283-2	Pin - Clevis	1
5	87-3570	Union - Brake Line	2
6	87-2880	Shaft - Accelerator Pedal	1
7	3272-6	Pin - Cotter	1
8	302-5	Fitting - Grease	3
9	256-259	Bushing - Flange	2
10	93-8961	Arm - Accelerator Pedal	1
11	3272-10	Pin - Cotter	2
12	283-30	Pin - Clevis	1
13	32120-47	Ring - E	1
14	283-85	Pin - Clevis	1
15	93-8969	Pedal - Accelerator	1
16	32151-56	Ring - Retaining	1
17	323-7	Screw - Cap Hex. Hd.	2
18	256-247	Bushing - Flange	2
19	94-3823	Bell Crank	1
20	3296-6	Nut - Lock	2
21	3256-26	Washer - Flat	1
22	3296-23	Nut - Lock	1

Ref. No.	Part No.	Description	No. Used
23	68-3840	Ball Joint	2
24	3220-3	Nut - Hex. Jam LH	2
25	94-3810	Rod - Link	1
26	256-155	Bushing - Flange	2
27	93-8965	Pedal - Brake	1
28	21-1830	Spring - Tension	1
29	32128-20	Nut - Flange Lock	1
30	3296-29	Nut - Lock	2
31	3290-321	Screw - Hex. Flange Hd.	2
32	55-7120	Switch - Brake Light	1
33	3296-2	Nut - Lock	2
34	94-3821	Plate - Center, Frame	1
35	87-2590	Shaft - Brake	1
36	322-5	Screw - Cap Hex. Hd.	2
37	3290-357	Nut - Flange	2
38	321-9	Screw - Cap Hex. Hd.	1
39	3256-22	Washer - Flat	3
40	87-7550	Clamp - Tube	2
41	3296-42	Nut - Lock	1
42	94-3836	Cable - Accelerator	1
43	94-5221	Flap - Cylinder, Master	1
44	87-6620	Screw - Torx, Pan Hd.	2

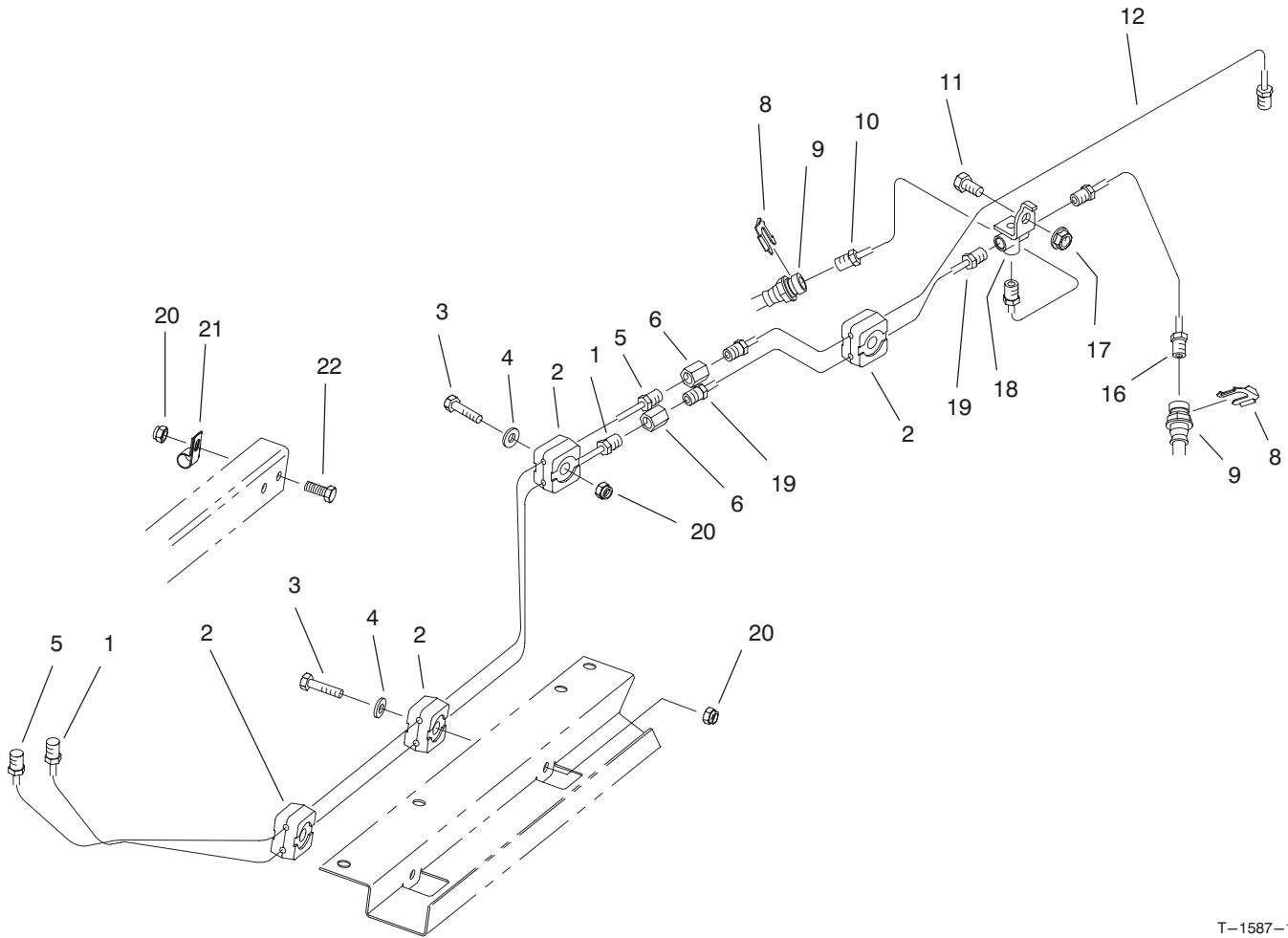


T-2339-1

MASTER BRAKE CYLINDER NO. 94-3800

Ref. No.	Part No.	Description	No. Used
1	87-3040	Reservoir - Master Cylinder (Incl. Ref. #12)	1
2	93-8971	Seal - Port, Flange	2
3	92-4103	Pin - Stop	1
4	92-4102	Secondary Piston Assembly	1
5	92-4110	Clevis	1
6	21-0360	Nut - Hex.	1

Ref. No.	Part No.	Description	No. Used
7	94-5209	Cover - Dust	1
8	94-5210	Rod - Push	1
9	92-4109	Circlip	1
10	92-4108	Washer - Retainer	1
11	92-4101	Primary Piston Assembly	1
12	92-4112	Cap Assembly	1



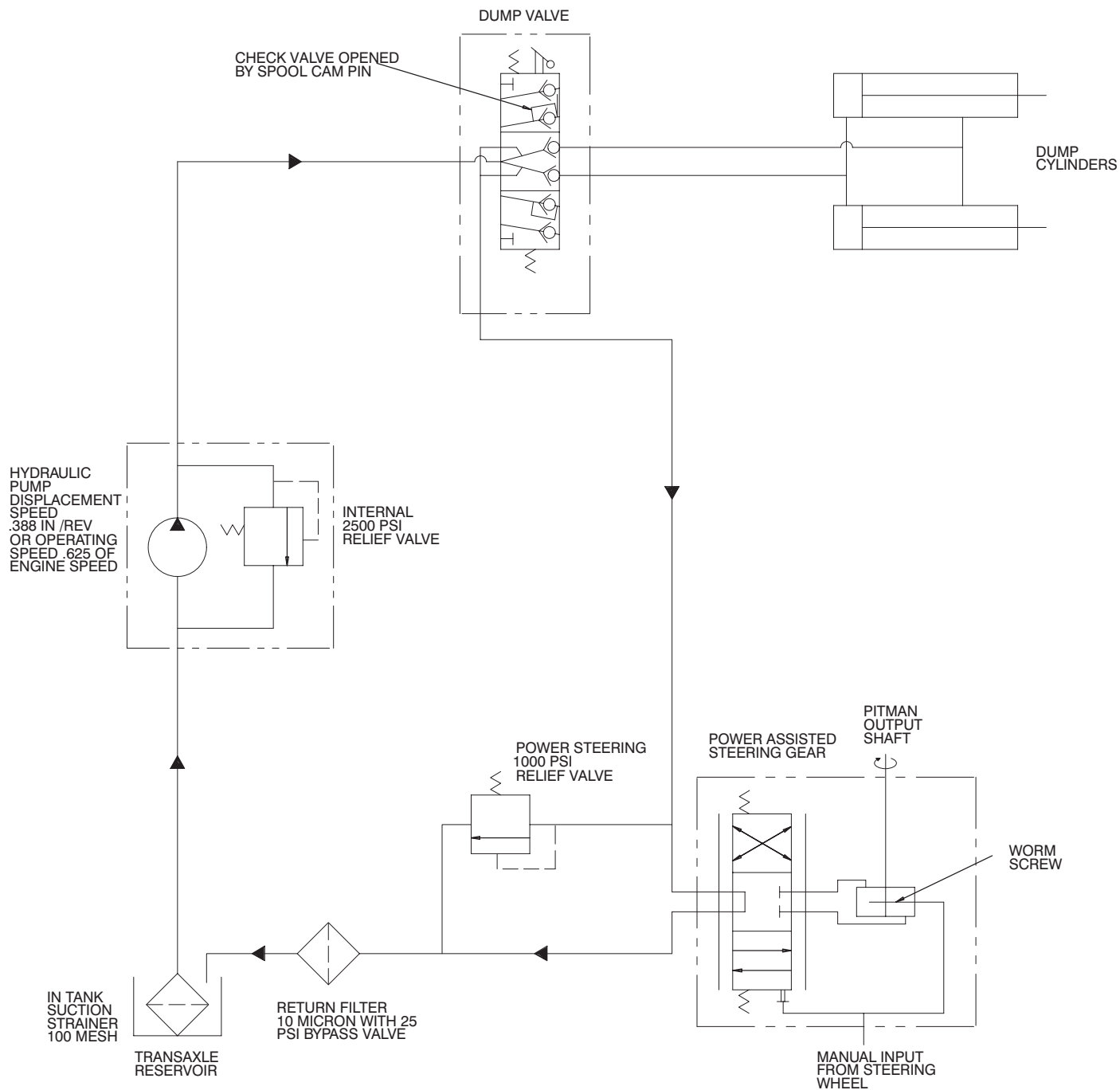
T-1587-1

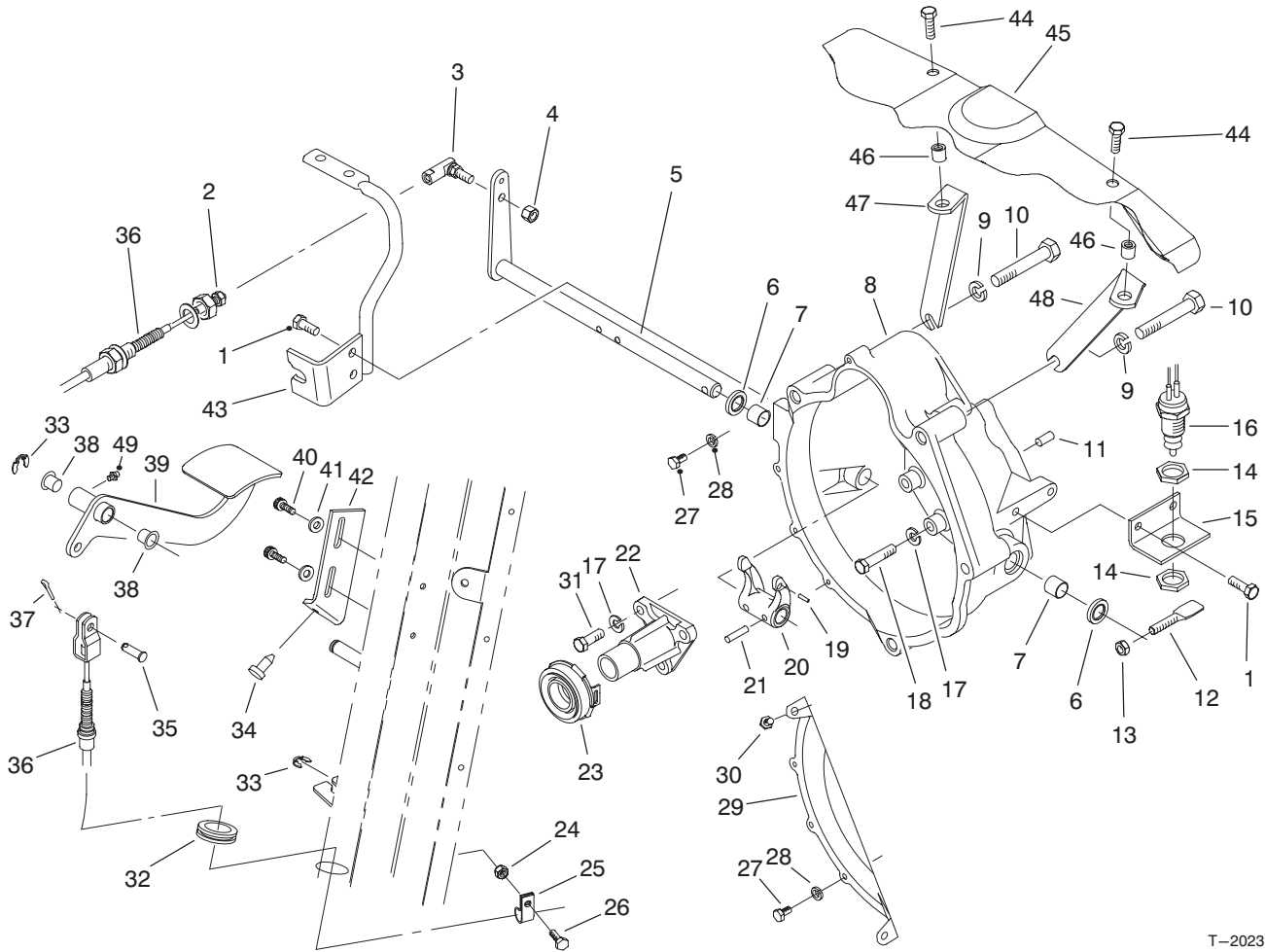
HYDRAULIC BRAKE LINE ROUTING ASSEMBLY

Ref. No.	Part No.	Description	No. Used
1	94-3820	Tube - Brake Front	1
2	87-7660	Clamp - Brake Line	8
3	321-9	Screw - Cap Hex. Hd.	4
4	3256-22	Washer - Flat	5
5	94-3819	Tube - Brake Rear	1
6	87-3570	Fitting - Union	2
8	87-3580	Retainer - Brake Hose	2
9	93-7059	Hose - Brake Front	2
10	93-7081	Tube - Brake Front RH	1

Ref. No.	Part No.	Description	No. Used
11	322-2	Screw - Cap Hex. Hd.	1
12	94-3842	Tube - Brake Rear	1
16	93-7082	Tube - Brake Front LH	1
17	32128-20	Nut - Flange	1
18	87-3560	Tee - Brake Line	1
19	93-7085	Tube - Brake Front	1
20	3296-42	Nut - Lock	5
21	2412-89	Clamp - R	1
22	321-4	Screw - Cap Hex. Hd.	1

HYDRAULIC SCHEMATIC



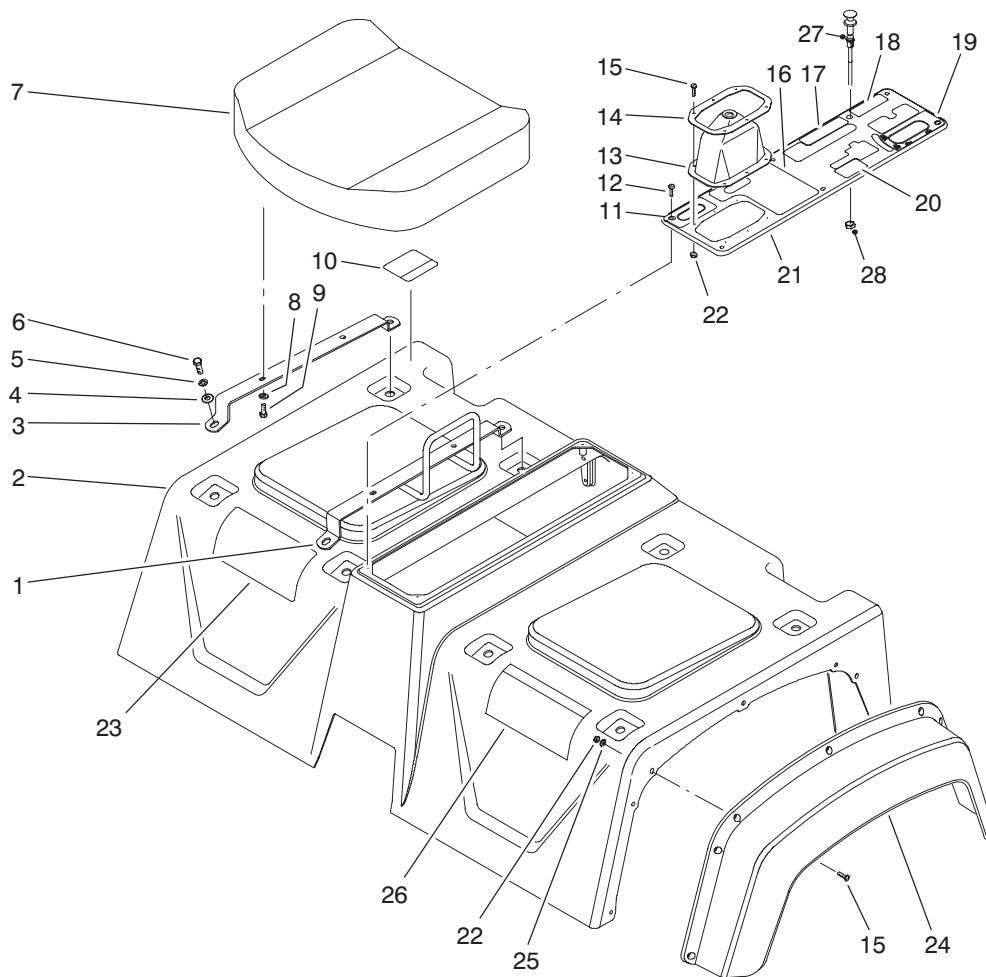


T-2023-1

CLUTCH LINKAGE ASSEMBLY

Ref. No.	Part No.	Description	No. Used
1	66-3160	Screw - Cap Hex. Hd.	2
2	3220-2	Nut - Jam	1
3	2411-33	Joint - Ball	1
4	3296-4	Nut - Lock	1
5	87-5290	Shaft - Release	1
6	87-1920	Seal - Shaft	2
7	87-3770	Bushing - Sleeve	2
8	93-7121	Housing - Bell	1
9	3253-22	Washer - Lock	4
10	56-2150	Screw - Cap Hex. Hd.	4
11	87-1910	Pin - Alignment	2
12	87-5360	Lever	1
13	3296-29	Nut - Lock	1
14	3218-20	Nut - Jam	2
15	87-5350	Bracket - Switch	1
16	87-5490	Switch - Neutral	1
17	42-9850	Washer - Lock	12
18	42-9530	Screw - Cap Hex. Hd.	9
19	32121-7	Pin - Roll	1
20	87-5300	Fork - Clutch	1
21	32121-24	Pin - Roll	2
22	87-5320	Guide - Release	1
23	87-2100	Bearing - Release	1
24	32128-33	Nut - Flange Lock	1
25	2412-89	Clamp - R	1
26	321-4	Screw - Cap Hex. Hd.	1
27	48-7610	Screw - Cap Hex. Hd.	4

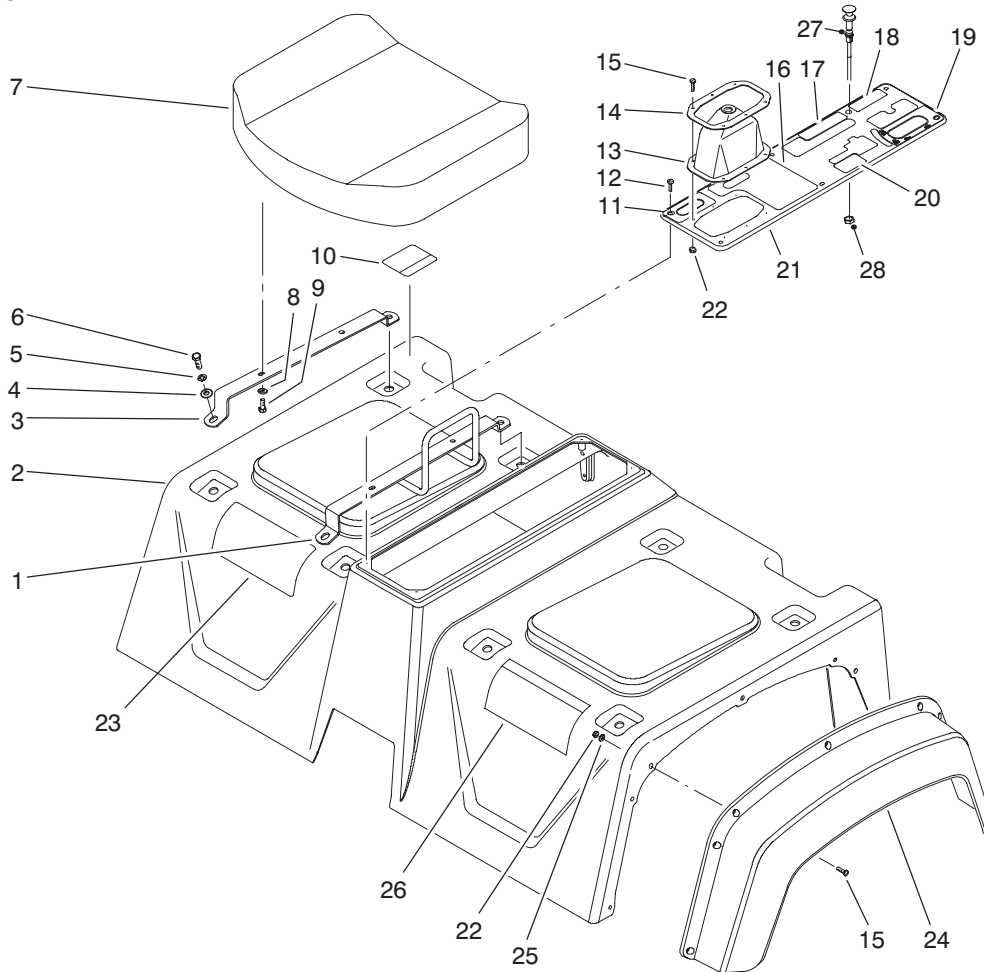
Ref. No.	Part No.	Description	No. Used
28	3253-3	Washer - Lock	4
29	92-1938	Cover - Bell Housing	1
30	92-2129	Screw - Cap Hex. Hd.	2
31	57-6380	Screw - Cap Hex. Hd.	3
32	240-5	Grommet	1
33	32120-47	Ring - E	2
34	87-8460	Bumper	1
35	283-30	Pin - Clevis	1
36	94-3837	Clutch Cable Assembly (Incl. Ref. #2)	1
37	3272-10	Pin - Cotter	1
38	256-156	Bushing - Flange	2
39	93-8958	Pedal - Clutch	1
40	87-6620	Screw - Torx Pan Hd.	2
41	3256-22	Washer - Flat	2
42	87-8710	Tab - Clutch	1
43	87-8480	Bracket - Clutch	1
44	3234-5	Screw - Flange Hd. (Europe)	2
45	92-1345	Cover - Engine (Europe)	1
46	32148-8	Nut - Insert (Europe)	2
47	93-8956	Rear Brace Assy. RH (Europe) (Incl. Ref. #46)	1
48	93-8955	Rear Brace Assy. LH (Europe) (Incl. Ref. #46)	1
49	302-5	Fitting - Grease	1



T-1589-2

SEAT BASE ASSEMBLY

Ref. No.	Part No.	Description	No. Used	Ref. No.	Part No.	Description	No. Used
1	87-6890	Hold - Hand	1	18	92-2609	Decal - Remote Hyd.	1
2	87-7070	Skirt Assembly (Incl. Ref. #10 & 26)	1	18	93-9866	Decal - Remote Hyd. (Europe)	1
3	87-3800	Bracket - Seat Bottom	3	18	92-5346	Decal - Remote Hyd. (Japan)	1
4	3256-23	Washer - Flat	8	19	87-6010	Decal - Dump Hyd.	1
5	3253-4	Washer - Lock	8	19	93-9444	Decal - Dump Hyd. (Europe)	1
6	322-5	Screw - Cap Hex. Hd.	8	19	92-5353	Decal - Dump Hyd. (Japan)	1
7	87-5060	Cushion - Seat Bottom	2	20	87-6020	Decal - Brake	1
8	3256-22	Washer - Flat	8	20	93-9443	Decal - Brake (Europe)	1
9	321-4	Screw - Cap Hex. Hd.	8	20	92-5304	Decal - Brake (Japan)	1
10	87-5930	Decal - Caution	1	21	87-8080	Console Plate Assembly (Incl. Ref. #11 & 16-20)	1
10	93-9448	Decal - Caution (Europe)	1	22	3296-2	Nut - Lock	20
10	92-5325	Decal - Caution (Japan)	1	23	87-9060	Decal - Quick Ref.	1
11	87-5960	Decal - Axle	1	23	92-5490	Decal - Quick Ref. (DU)	1
11	93-9857	Decal - Axle (Europe)	1	23	92-5491	Decal - Quick Ref. (FR)	1
11	92-5318	Decal - Axle (Japan)	1	23	92-5492	Decal - Quick Ref. (GR)	1
12	32144-52	Screw - Hex. Hd.	6	23	92-5493	Decal - Quick Ref. (IT)	1
13	87-8620	Boot - Shift	1	23	92-5495	Decal - Quick Ref. (SP)	1
14	87-3760	Plate - Shift Boot	1	23	92-5496	Decal - Quick Ref. (SW)	1
15	3250-13	Screw - Hex. Hd.	20	23	93-9436	Decal - Quick Ref. (DN)	1
16	87-5970	Decal - PTO	1	23	93-9437	Decal - Quick Ref. (FN)	1
16	93-9861	Decal - PTO (Europe)	1	23	93-9438	Decal - Quick Ref. (NO)	1
16	92-5360	Decal - PTO (Japan)	1	23	93-9439	Decal - Quick Ref. (PO)	1
17	87-6000	Decal - Differential	1				
17	93-9430	Decal - Differential (Europe)	1				
17	92-5311	Decal - Differential (Japan)	1				

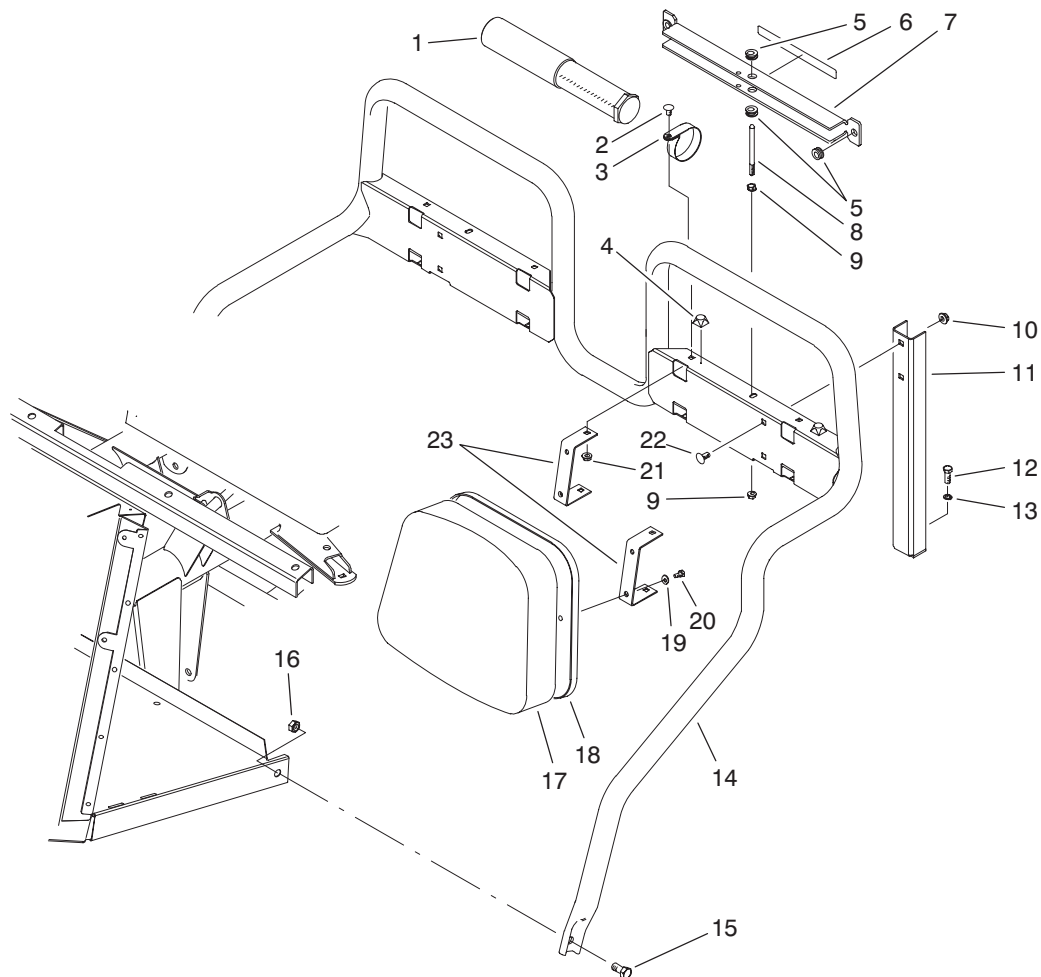


T-1589-2

SEAT BASE ASSEMBLY

Ref. No.	Part No.	Description	No. Used
23	92-5494	Decal - Quick Ref. (Japan)	1
24	87-9480	Fender - Front	2
25	3256-61	Washer - Flat	14

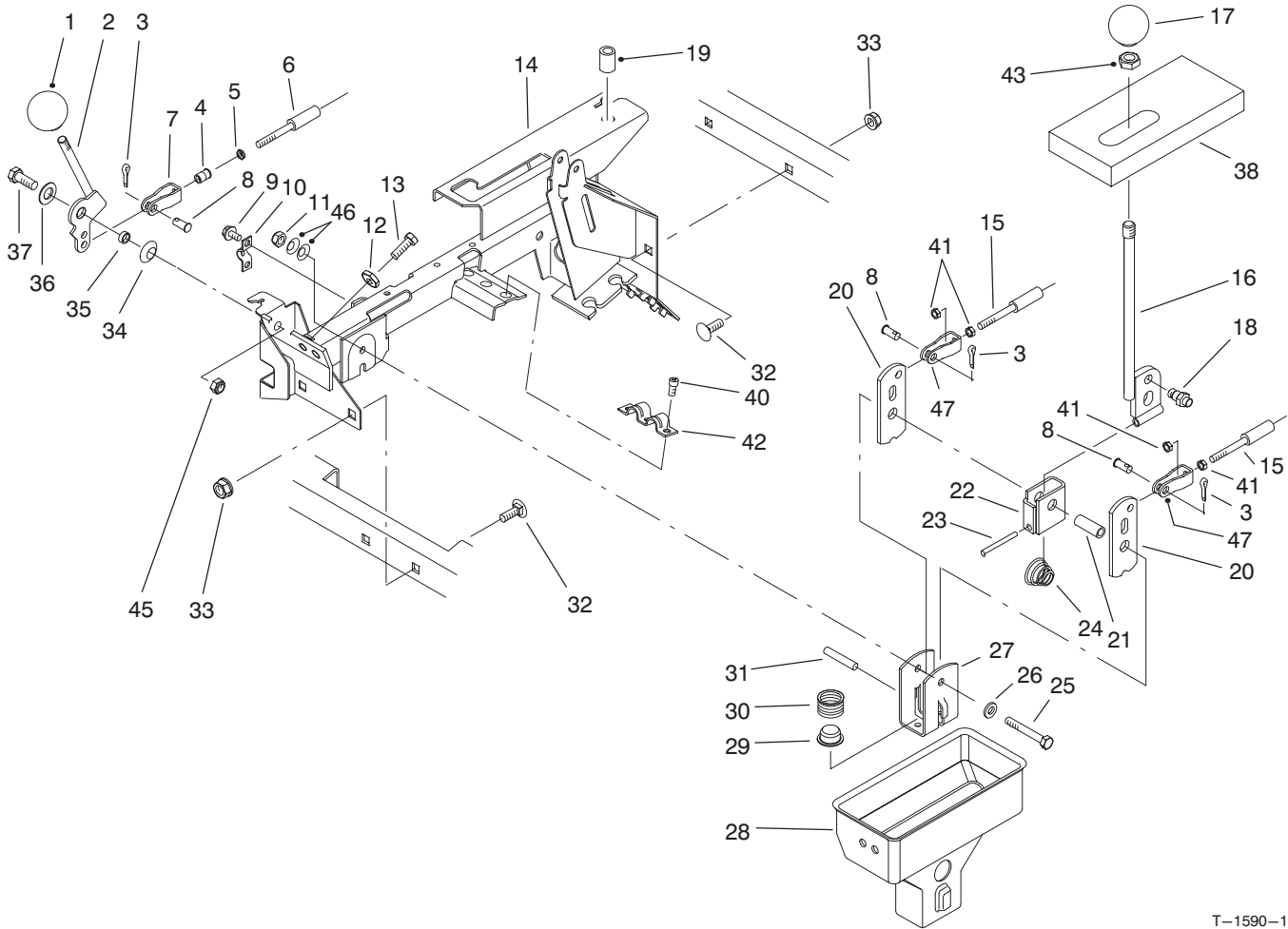
Ref. No.	Part No.	Description	No. Used
26	87-5920	Decal - Danger	1
26	93-9860	Decal - Danger (Europe)	1
26	92-6408	Decal - Danger (Japan)	1



T-1779-1

SEAT BACK ASSEMBLY

Ref. No.	Part No.	Description	No. Used	Ref. No.	Part No.	Description	No. Used
1	74-0720	Tube – Manual	1	11	87-2510	Bracket – Seat Frame	2
2	3230-18	Bolt – Carriage	8	12	323-6	Screw – Cap Hex. Hd.	2
3	2412-133	Clamp – R	2	13	3253-21	Washer – Lock	2
4	111071	Bumper	2	14	87-6170	Frame – Seat	1
5	92-5972	Grommet	4	15	325-4	Screw – Cap Hex. Hd.	2
6	87-7930	Decal – Danger	1	16	3296-23	Nut – Lock	2
6	93-9852	Decal – Danger (Europe)	1	17	87-6290	Cushion – Seat Back	2
6	92-6415	Decal – Danger (Japan)	1	18	87-6280	Plate – Seat Back	2
7	87-7950	Bed Support Assembly (Incl. Ref. #5 & 6)	1	19	3256-22	Washer – Flat	8
8	87-7940	Stud	1	20	321-4	Screw – Cap Hex. Hd.	8
9	32128-44	Nut – Flange Lock	2	21	32128-20	Nut – Flange Lock	8
10	3290-357	Nut – Flange Lock	4	22	3231-21	Bolt – Carriage	4
				23	87-6240	Bracket – Seat Back	4

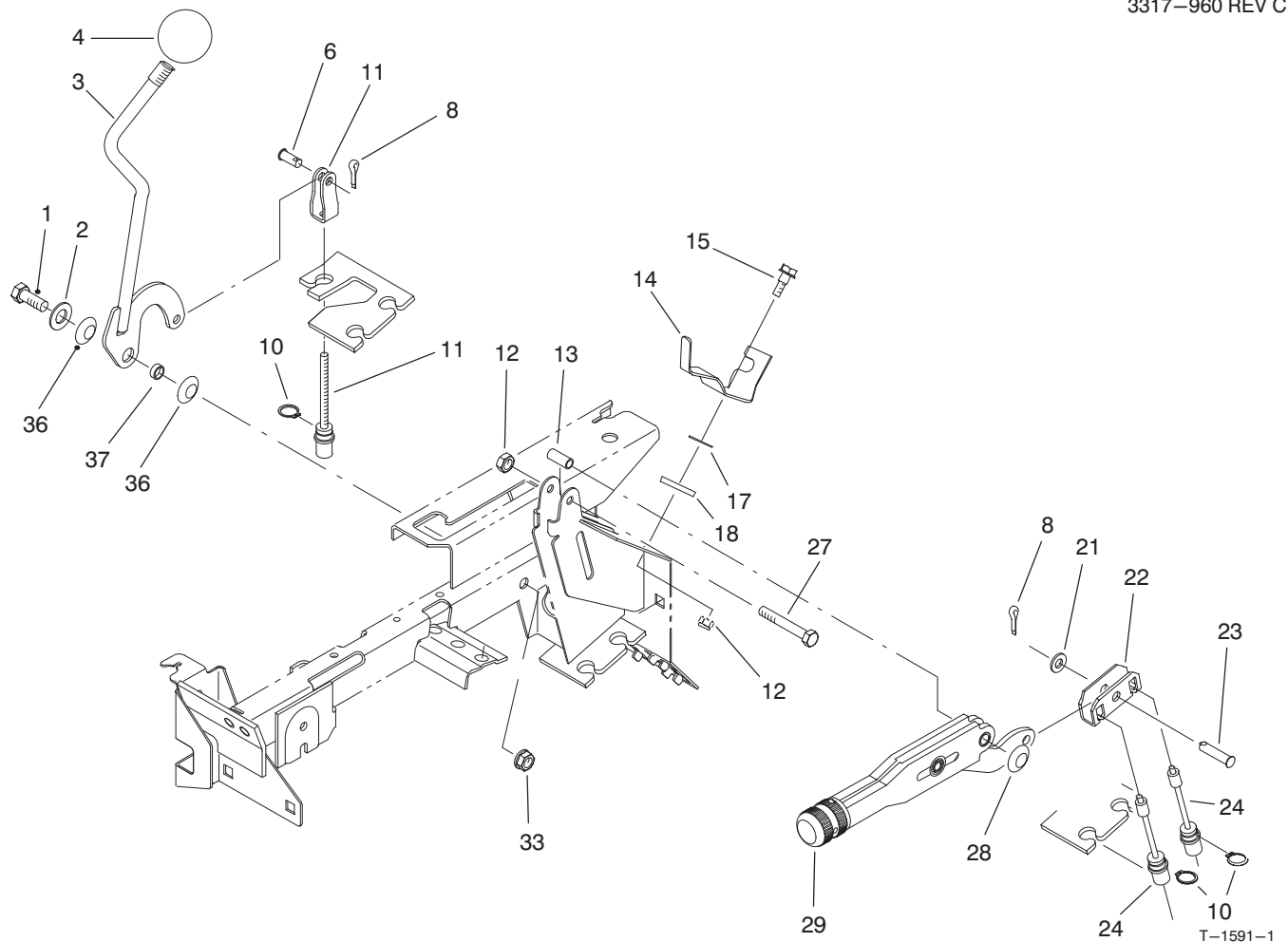


T-1590-1

HI-LO & SHIFT LEVER ASSEMBLIES

Ref. No.	Part No.	Description	No. Used
1	233-37	Knob	1
2	87-4350	Lever - Hi-Lo	1
3	3272-6	Pin - Cotter	3
4	32148-15	Insert - Threaded	1
5	3219-14	Nut	1
6	87-4420	Hi-Lo Cable Assembly (Incl. Ref. #5)	1
7	87-7160	Assembly - Clevis, Cable (Incl. Ref. #4)	1
8	283-62	Pin - Clevis	3
9	32144-4	Screw - Hex. Washer Hd.	2
10	87-4340	Clamp - Cable	1
11	3296-58	Nut - Lock	2
12	3220-3	Nut - Jam	2
13	3211-8	Screw - Cap Hex. Hd.	2
14	94-5202	Lever Support Assembly (Incl. Ref. #19)	1
15	87-4260	Cable Assembly (Incl. Ref. #41)	2
16	87-2040	Lever - Shift	1
17	87-6720	Knob	1
18	87-3650	Pin - Shift	1
19	32148-7	Nut - Clinch	2
20	87-3540	Link - Shift	2
21	87-2520	Tube - Pivot	1

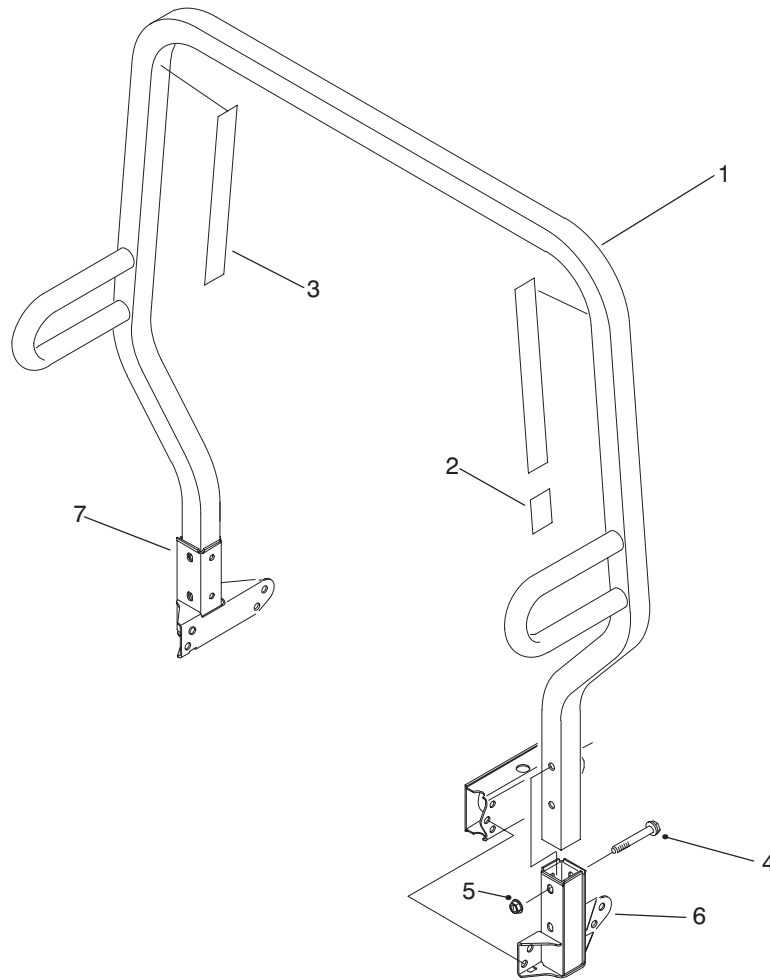
Ref. No.	Part No.	Description	No. Used
22	87-6040	Bracket - Shifter	1
23	32121-48	Pin - Roll	1
24	87-2900	Spring - Compression	1
25	322-12	Screw - Cap Hex. Hd.	1
26	87-8640	Washer - Flat	1
27	87-3520	Clevis	1
28	87-2260	Boot - Shift Lower	1
29	87-3530	Button - Shifter	1
30	87-3660	Spring - Compression	1
31	3290-507	Pin - Dowel	1
32	3231-21	Bolt - Carriage	4
33	3290-357	Nut - Flange Lock	4
34	3290-221	Washer - Spring	1
35	76-9100	Spacer - Hi-Lo Lever	1
36	49-9150	Washer - Flat	1
37	323-6	Screw - Cap Hex. Hd.	1
38	87-6570	Foam - Seal	1
40	65-5220	Screw - Hex. Socket Hd.	3
41	3220-1	Nut - Jam	4
42	87-4960	Clamp - Cable	1
43	3218-18	Nut - Jam	1
45	3296-39	Nut - Lock	1
46	3290-456	Washer - Belleville	2
47	87-2310	Clevis - Cable	2



DIFFERENTIAL LOCK & PARKING BRAKE ASSEMBLIES

Ref. No.	Part No.	Description	No. Used
1	323-6	Screw - Cap Hex. Hd.	1
2	49-9150	Washer - Flat	1
3	87-5030	Lever - Differential Lock	1
4	233-48	Knob	1
6	283-62	Pin - Clevis	1
8	3272-6	Pin - Cotter	1
10	32120-47	Ring - Retaining	3
11	87-4460	Differential Lock Cable	1
12	3296-42	Nut - Lock	1
13	87-4710	Spacer - Barking Brake	1
14	87-6640	Lever - Dump Stop	1
15	42-3560	Screw - Shoulder	1

Ref. No.	Part No.	Description	No. Used
17	3290-478	Washer - Belleville	1
18	71-5320	Washer - Flat	1
21	3256-23	Washer - Flat	1
22	87-3480	Plate - Brake Equalizer	1
23	94-3829	Pin - Clevis	1
24	87-8240	Cable - Parking Brake	2
27	321-9	Screw - Cap Hex. Hd.	1
28	3290-477	Washer - Curved	1
29	87-2710	Lever - Parking Brake	1
33	3296-39	Nut - Lock	1
36	3290-221	Washer - Spring	2
37	76-2290	Spacer	1

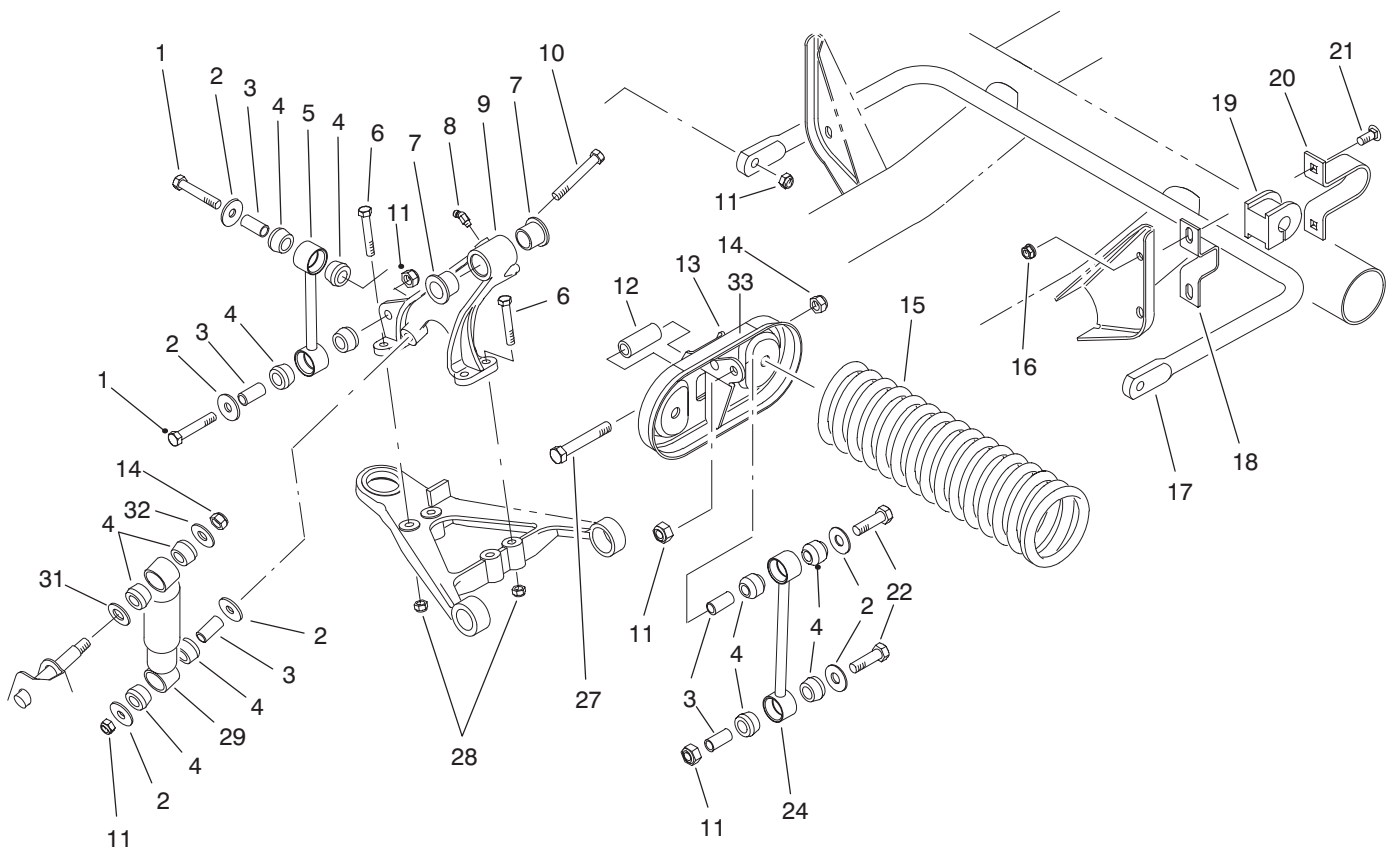


T-1592-1

ROLL OVER PROTECTION SYSTEM (R.O.P.S.) ASSEMBLY

Ref. No.	Part No.	Description	No. Used
1	87-7090	Assembly - Frame, R.O.P.S. (Incl. Ref. #2 & 3)	1
2	87-5940	Decal - Rollover	1
2	93-9850	Decal - Rollover (Europe)	1
2	92-5388	Decal - Rollover (Japan)	1
3	87-5980	Decal - ROPS	2

Ref. No.	Part No.	Description	No. Used
3	93-9859	Decal - ROPS (Europe)	2
3	92-5381	Decal - ROPS (Japan)	2
4	3234-40	Screw - Hex. Flange Hd.	4
5	32128-23	Nut - Flange Lock	4
6	87-6950	Receiver - LH	1
7	87-6960	Receiver - RH	1

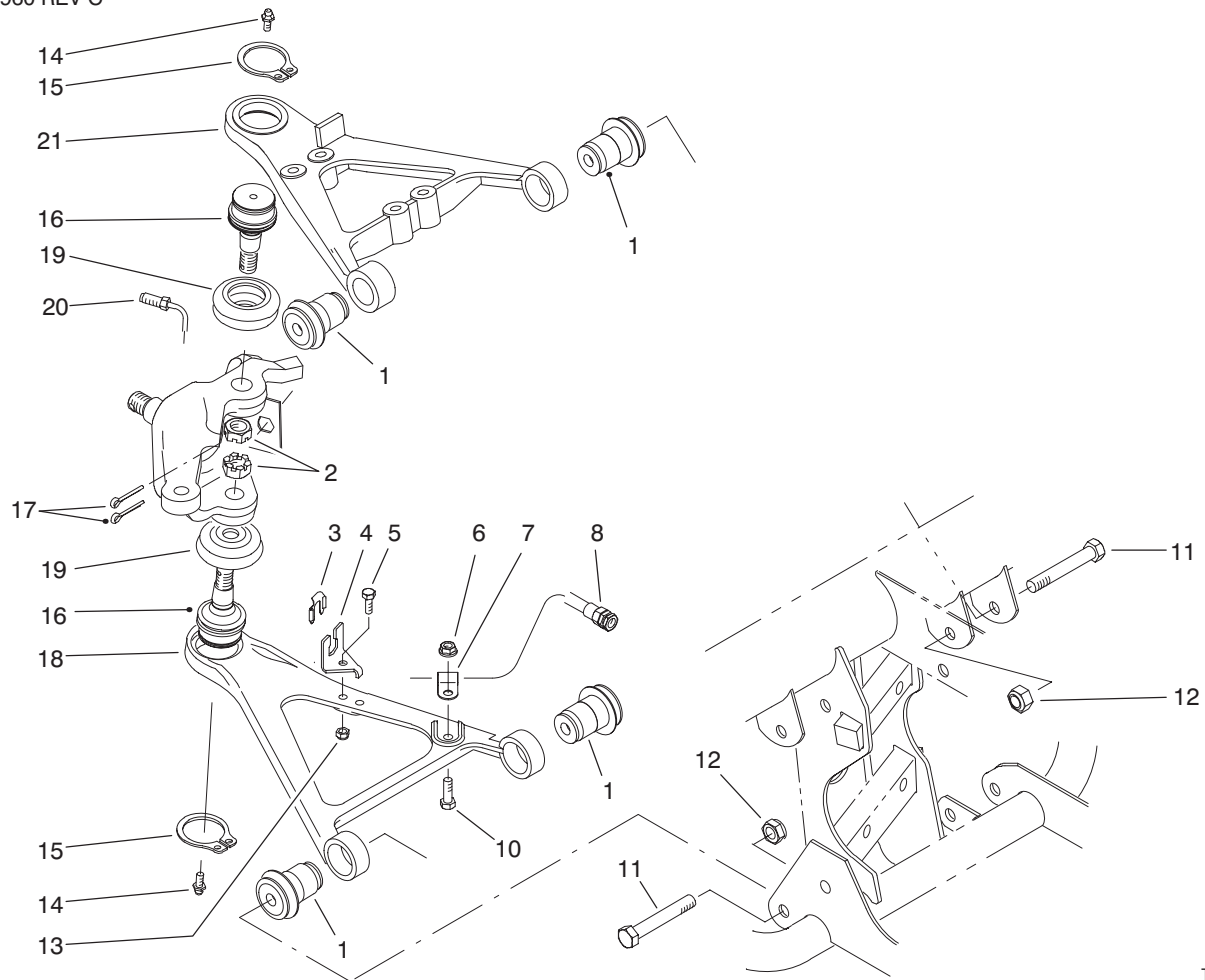


T-1593-1

FRONT SUSPENSION ASSEMBLY

Ref. No.	Part No.	Description	No. Used	Ref. No.	Part No.	Description	No. Used
1	324-10	Screw - Cap Hex. Hd.	4	16	3290-357	Nut - Flange Lock	4
2	87-5330	Washer	8	17	87-3850	Bar - Anti-Sway	1
3	87-3600	Spacer	10	18	87-3890	Bracket - Anti-Sway Bar	2
4	87-3920	Bushing - Rubber	16	19	87-3910	Bushing - Anti-Sway Bar	2
5	87-3860	Link - Anti-Sway Bar	2	20	87-4010	Clamp - Anti-Sway Bar	2
6	323-12	Screw - Cap Hex. Hd.	8	21	3231-3	Bolt - Carriage	4
7	33-3090	Bushing - Flange	4	22	324-9	Screw - Cap Hex. Hd.	4
8	302-11	Fitting - Grease	1	24	87-2480	Link - Stabilizer	2
9	87-0150	Tower - Control Arm RH	1	27	325-13	Screw - Cap Hex. Hd.	4
*	87-0160	Tower - Control Arm LH	1	28	3296-39	Nut - Lock	8
10	324-13	Screw - Cap Hex. Hd.	2	29	87-3110	Absorber - Shock	2
11	3296-48	Nut - Lock	10	31	3256-27	Washer - Flat	2
12	87-2500	Sleeve - Spring Pivot	2	32	3256-6	Washer - Flat	2
13	87-7150	Assembly - Cradle, Spring (Incl. Ref. #33)	2	33	44-0760	Decal - Warning	2
14	3296-23	Nut - Lock	4	33	93-9879	Decal - Warning (Europe)	2
15	87-0690	Spring - Compression	2	33	92-6493	Decal - Warning (Japan)	2

*Not Illustrated



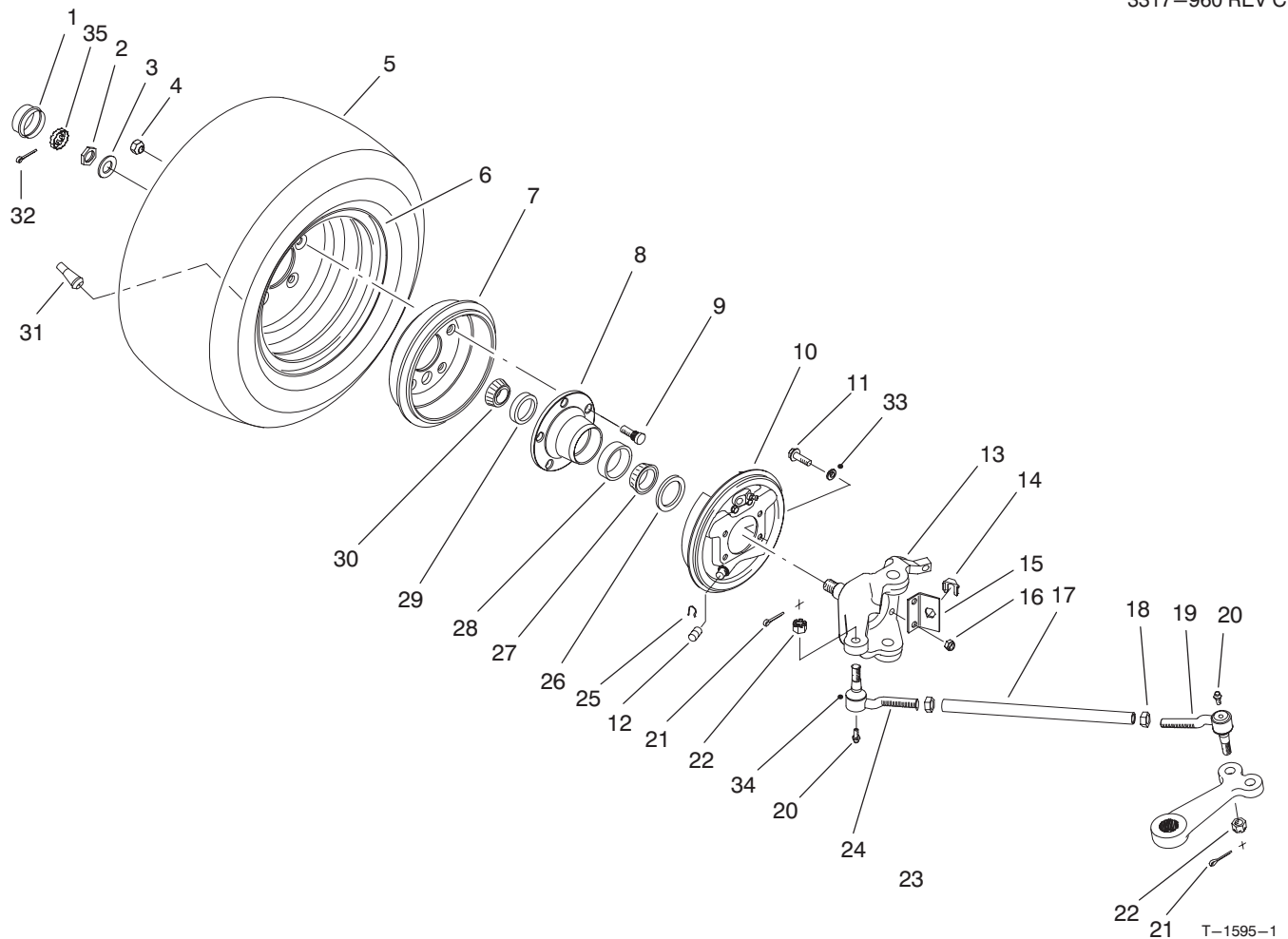
T-1594-1

FRONT SUSPENSION CONTROL ARM ASSEMBLY

Ref. No.	Part No.	Description	No. Used
1	87-1450	Bushing - Rubber	8
2	32136-2	Nut - Slotted	2
3	87-3580	Retainer - Brake Hose	2
4	87-2870	Bracket - Brake Hose	2
5	321-6	Screw - Cap Hex. Hd.	2
6	32128-20	Nut - Flange Lock	2
7	2412-10	Clamp - R	2
8	93-7123	Hose - Brake Front	2
10	322-5	Screw - Cap Hex. Hd.	2
11	325-13	Screw - Cap Hex. Hd	8
12	3296-23	Nut - Flange Lock	8
13	3296-42	Nut - Lock	2

Ref. No.	Part No.	Description	No. Used
14	302-5	Fitting - Grease	4
15	32151-104	Ring - Snap	4
16	87-1430	Joint - Ball	4
17	3272-12	Pin - Cotter	4
18	87-0210	Arm - Control Lower RH	1
*	87-0220	Arm - Control Lower LH	1
19	87-2420	Boot	4
20	87-2800	Tube - Brake RH	1
*	87-2790	Tube - Brake LH	1
21	93-7135	Arm - Control Upper RH	1
*	93-7133	Arm - Control Upper LH	1

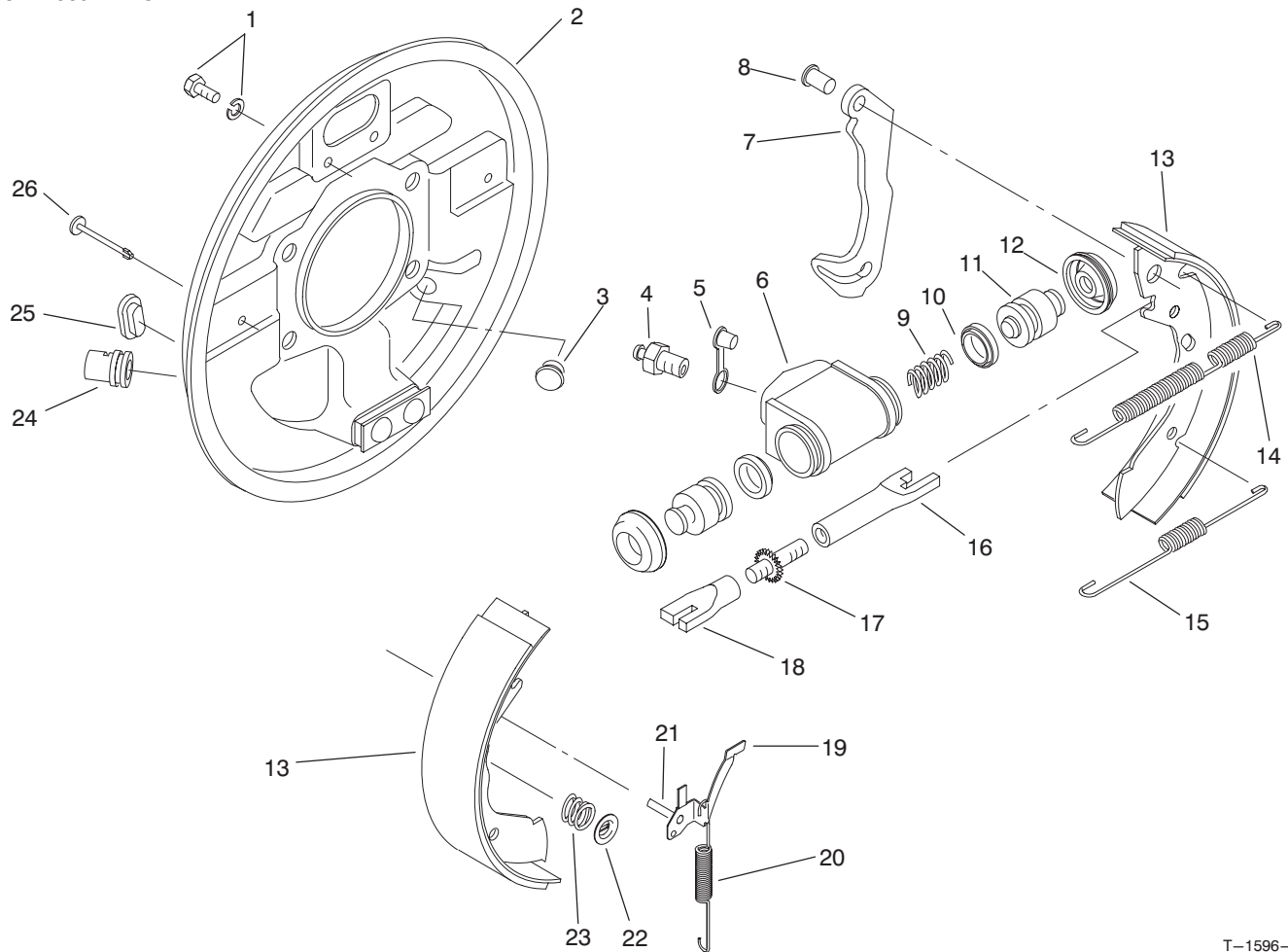
*Not Illustrated



FRONT WHEEL ASSEMBLY

Ref. No.	Part No.	Description	No. Used	Ref. No.	Part No.	Description	No. Used
1	241-119	Cap Dust	2	*19	94-3804	Rod End Assy. LH Thread (Incl. Ref. #21, 22 & 34) Heavy Duty (Optional)	2
2	3220-7	Nut - Jam	2	20	302-5	Fitting - Grease	4
3	93-0309	Washer - Tab	2	21	3272-12	Pin - Cotter	4
4	23-7270	Nut - Lug	10	22	32136-3	Nut - Slotted	4
5	87-3300	Tire	2	23	3220-11	Nut - Jam	2
*	94-3809	Tire - Hard Surface (Optional)	2	24	87-1480	Rod End Assy. - RH Thread (Incl. Ref. #20-22 & 34)	2
6	87-5720	Rim	2	*	94-3807	Rod End Assy. RH Thread (Incl. Ref. #21, 22 & 34) Heavy Duty (Optional)	2
7	87-0270	Drum - Brake	2	25	87-3310	Clip - Brake Cable	2
8	87-5560	Hub - Wheel	2	26	87-3590	Seal - Bearing	2
9	87-8730	Stud - Drive	10	27	254-106	Cone - Bearing	2
10	87-3010	Brake Assembly - RH	1	28	254-107	Cup - Bearing	2
*	87-3020	Brake Assembly - LH	1	29	254-72	Cup - Bearing	2
11	323-8	Screw - Hex. Flange Hd.	8	30	254-94	Cone - Bearing	2
12	87-3450	Plug	2	31	232-27	Stem - Valve	2
13	87-9430	Spindle - RH	1	32	3272-12	Pin - Cotter	2
*	87-9440	Spindle - LH	1	33	3253-21	Washer - Lock	8
14	87-3580	Retainer	2	34		Seal - Rod End	4
15	87-2820	Bracket - Hose	2	35	93-0307	Nut - Retainer	2
16	3296-39	Nut - Lock	8	*	87-5340	Seal Kit - Tie Rod End (Incl. Ref. #20-22 & 34)	4
17	87-2410	Rod - Tie	2				
18	3218-21	Nut - Jam	2				
19	87-1470	Rod End Assy. - LH Thread (Incl. Ref. # 20-22 & 34)	2				

*Not Illustrated

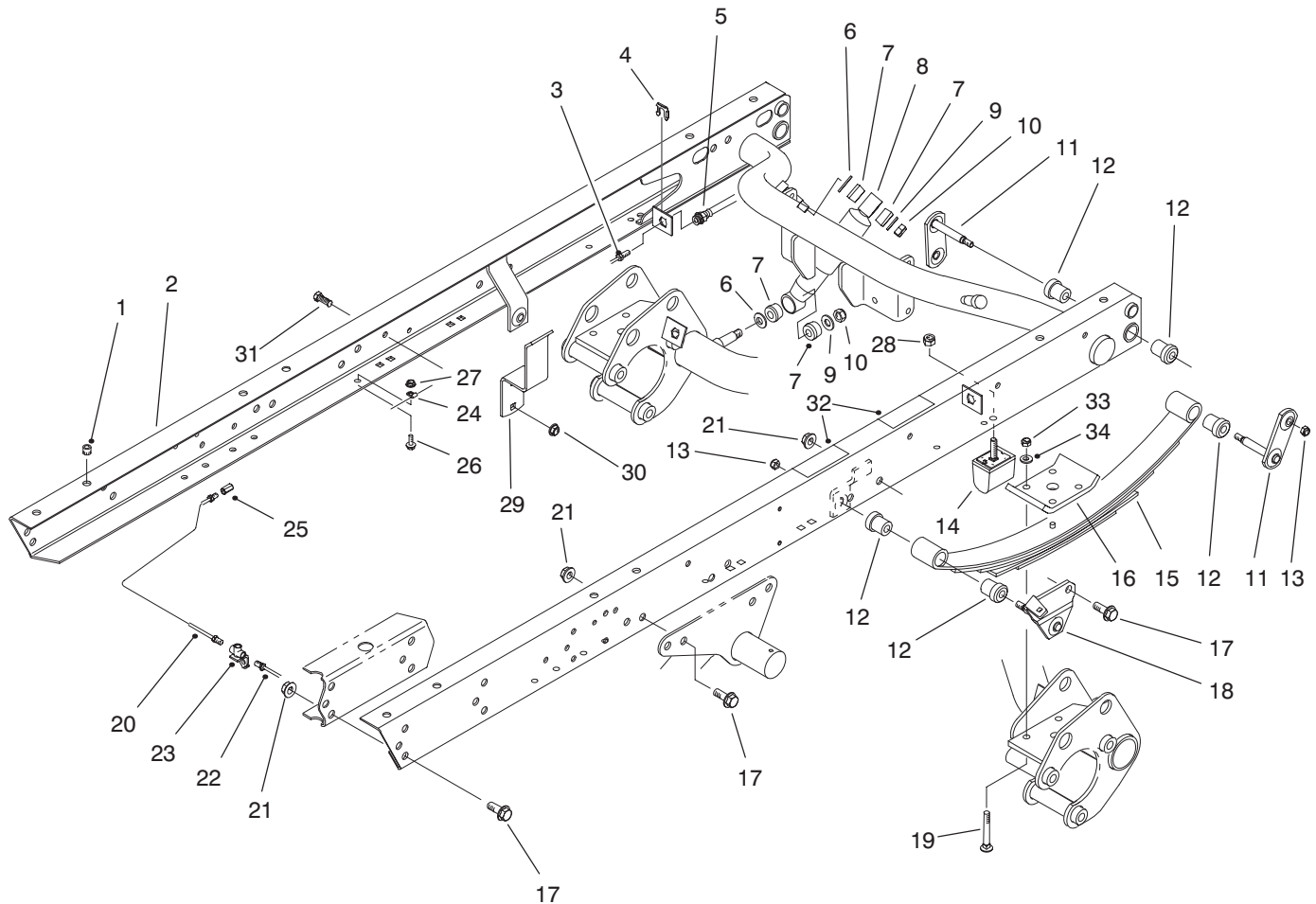


T-1596-1

FRONT BRAKE ASSEMBLY

Ref. No.	Part No.	Description	No. Used	Ref. No.	Part No.	Description	No. Used
1	92-4135	Set Bolt	2	19	92-4123	Assembly - Pawl LH (Incl. Ref. #21)	1
2	92-4115	Backplate Assembly LH (Incl. Ref. #24)	1	*	92-4124	Assembly - Pawl RH (Incl. Ref. #21)	1
*	92-4116	Backplate Assembly RH (Incl. Ref. #24)	1	20	92-4129	Spring - Adjuster, LH	1
3	92-4125	Plug	1	*	92-4130	Spring - Adjuster, RH	1
4	92-4113	Screw - Bleed	1	21	92-4131	Pin - Pawl	1
5	92-4114	Cap - Bleed Screw	1	22	92-4131	Washer - Hold Down	2
6		Body	1	23	92-4132	Spring - Hold Down	2
7		Lever - Operating LH/RH	1	24	92-4134	Plug - Inspection	1
8		Pin	1	25	92-4133	Pin - Hold Down	2
9		Spring	1	*	92-4121	Assembly - Adjuster LH (Incl. Ref. #16-18)	1
10		Seal - 'L' Type	2	*	92-4122	Assembly - Adjuster RH (Incl. Ref. #16-18)	1
11		Piston	2	*	92-4117	Assy. - Wheel Cylinder LH (Incl. Ref. #4-6 & 9-12)	1
12		Cover - Dust	2	*	92-4118	Assy. - Wheel Cylinder RH (Incl. Ref. #4-6 & 9-12)	1
13	92-4120	Shoe & Lining Set (Incl. Ref. #7 & 8)	1	*	92-4119	Kit - Seal (Incl. Ref. #10 & 12)	1
14	92-4126	Spring - Shoe, Upper LH	1	*	87-3010	Front Brake Assembly - RH (Complete)	1
*	92-4127	Spring - Shoe, Upper RH	1	*	87-3020	Front Brake Assembly - LH (Complete)	1
15	92-4128	Spring - Shoe, Lower	1				
16		Pushrod - Female LH	1				
*		Pushrod - Female RH	1				
17		Bolt - Adjuster	1				
18		Sleeve - Adjuster	1				

*Not Illustrated

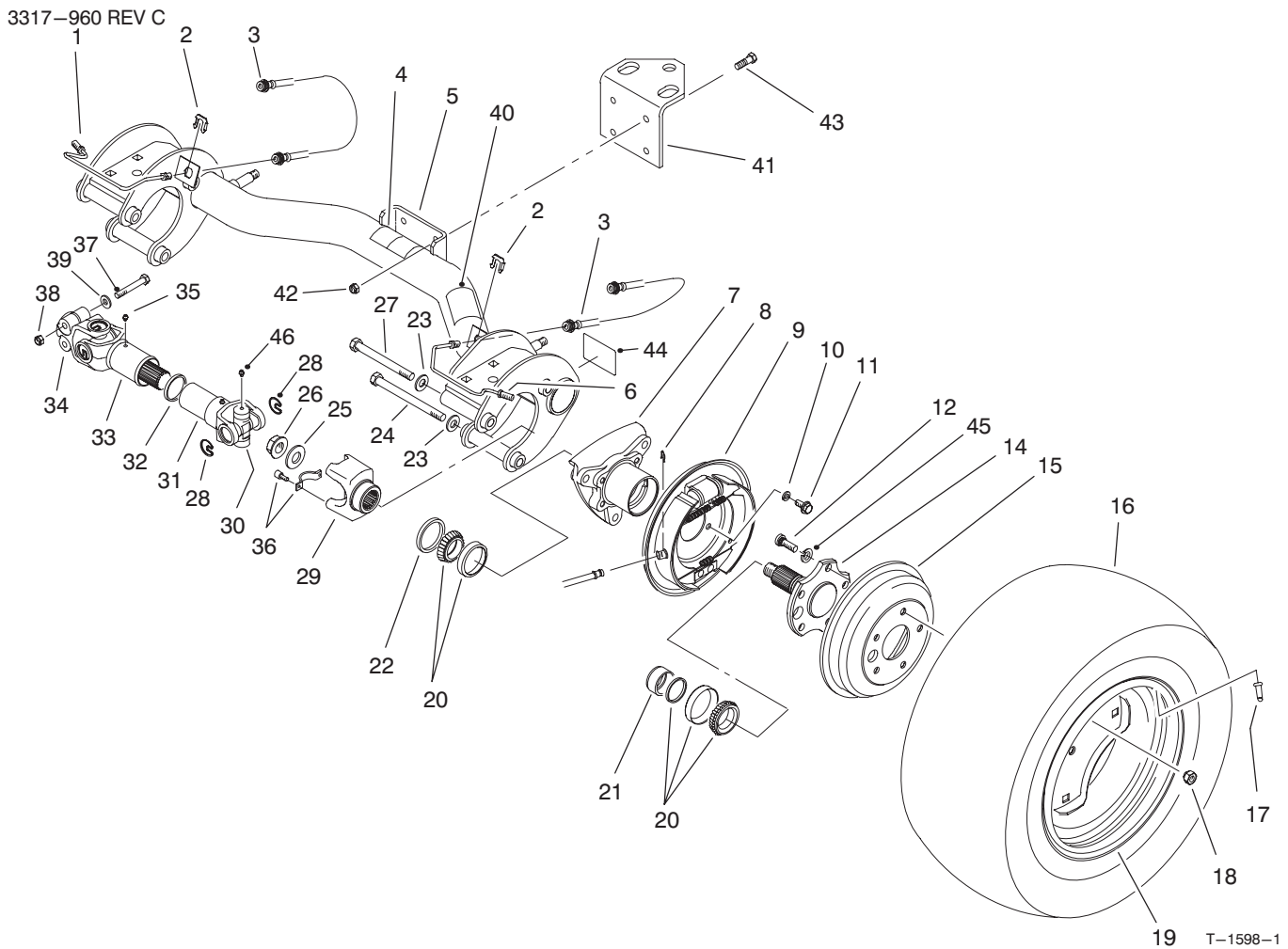


T-1597-1

REAR FRAME ASSEMBLY

Ref. No.	Part No.	Description	No. Used	Ref. No.	Part No.	Description	No. Used
1	32148-9	Insert - Threaded	8	*	87-3940	Mount - Spring RH	1
2	87-8440	Assembly - Rear Frame (Incl. Ref. #1 & 32)	1	19	3232-17	Bolt - Carriage	8
3	94-3846	Tube - Brake RH	1	20	94-3845	Tube - Brake RH	1
*	94-3844	Tube - Brake LH	1	21	32128-23	Nut - Flange Lock	22
4	87-3580	Retainer	2	22	94-3843	Tube - Brake LH	1
5	87-4100	Hose - Brake	2	23	87-3560	Tee - Brake Tube	1
6	3256-27	Washer - Flat	4	24	2412-149	Clamp - Tube	4
7	87-3920	Bushing - Rubber	8	25	87-3570	Union - Brake Line	1
8	87-3110	Shock Absorber	2	26	321-4	Screw - Hex. Flange Hd.	4
9	3256-6	Washer - Flat	4	27	32128-33	Nut - Flange Lock	4
10	3296-23	Nut - Lock	4	28	48-9520	Nut - Lock	2
11	87-3980	Shackle - Spring	4	29	87-6690	Guard - Induction Chamber	1
12	87-4760	Bushing	12	30	3290-357	Nut - Flange Head	2
13	3296-39	Nut - Lock	6	31	323-6	Screw - Cap Hex. Hd.	2
14	87-3470	Bumper - Spring	2	32	66-6840	Decal - Caution	2
15	87-1490	Spring - Leaf	2	32	93-8071	Decal - Caution (Europe)	2
16	87-7470	Plate - Clamp	2	32	92-6479	Decal - Caution (Japan)	2
17	3234-38	Screw - Hex. Flange Hd.	22	33	3296-76	Nut - Lock	8
18	87-3960	Mount - Spring LH	1	34	87-7480	Washer - Flat	8

*Not Illustrated

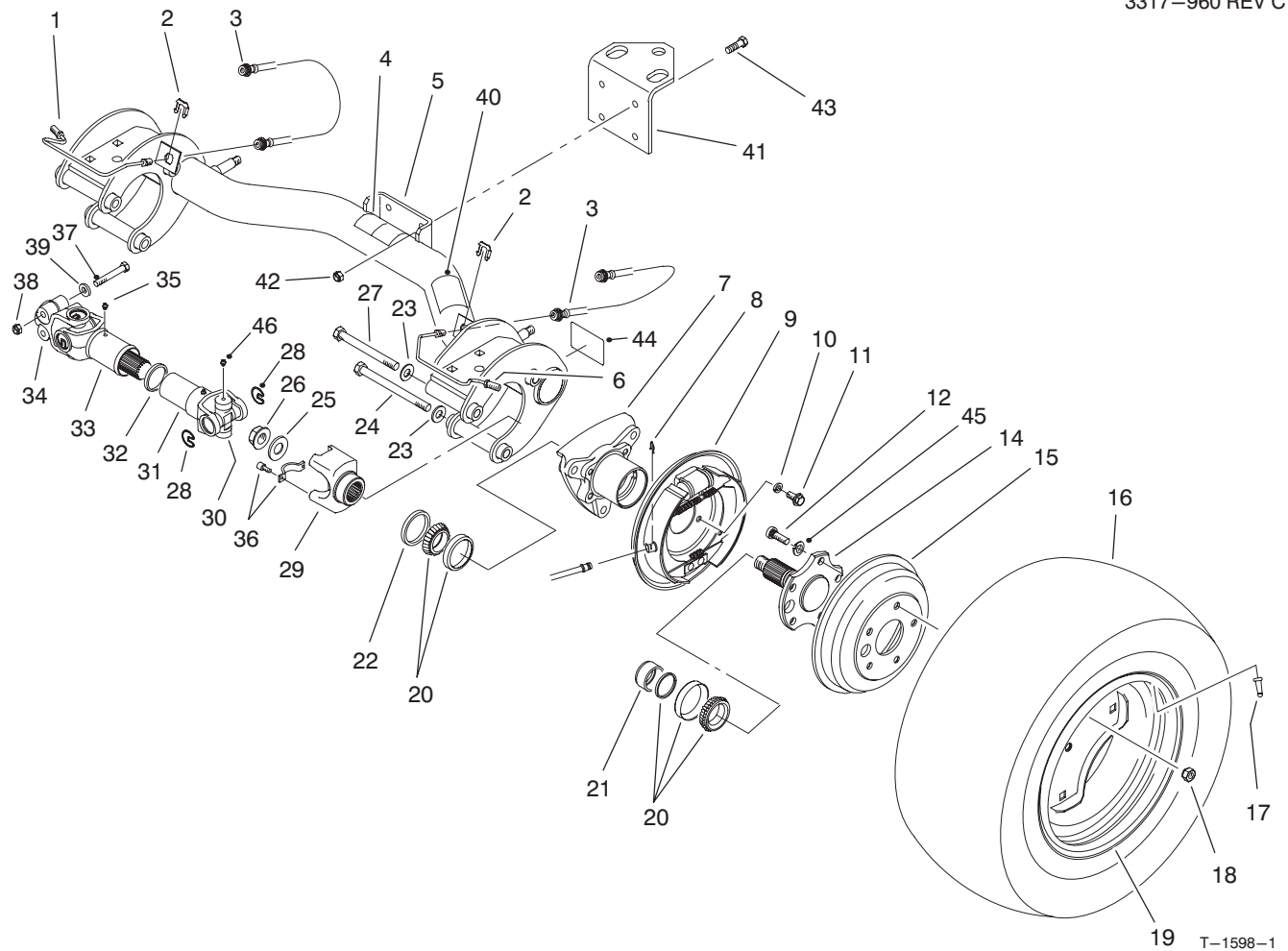


REAR AXLE ASSEMBLY

Ref. No.	Part No.	Description	No. Used
1	87-4090	Tube - Brake RH	1
2	87-3580	Retainer - Brake Hose	2
3	87-4100	Hose - Brake	2
4	87-6060	Decal - ATF	1
4	93-9442	Decal - ATF (Europe)	1
4	92-5473	Decal - ATF (Japan)	1
5	87-7110	Assembly - Axle, Rear (Incl. Ref. #4, 40 & 44)	1
6	87-4080	Tube - Brake LH	1
7	87-2240	Housing - Axle	2
8	87-3310	Clip - Brake Cable	2
9	93-7126	Brake Assembly LH	1
*	93-7125	Brake Assembly RH	1
10	3253-21	Washer - Lock	8
11	323-6	Screw - Cap Hex. Hd.	8
12	87-2080	Stud - Drive	10
14	93-7090	Stub - Axle	2
15	93-7128	Drum - Brake	2
16	87-6740	Tire - Rear 24"	2
*	87-3290	Tire - Rear 23" (Optional)	2
17	232-27	Valve - Stem	2
18	23-7270	Nut - Lug	10
19	87-6750	Rim - Rear 24"	2
*	87-3000	Rim - Rear 23" (Optional)	2

Ref. No.	Part No.	Description	No. Used
20	87-1970	Bearing Matched Set	2
21	87-4060	Spacer - Bearing	2
22	87-3590	Seal - Bearing	2
23	87-7270	Washer - Flat	6
24	325-20	Screw - Cap Hex. Hd.	5
25	87-3060	Washer - Flat	2
26	32128-53	Nut - Flange Lock	2
27	325-19	Screw - Cap Hex. Hd.	1
28	92-4188	Ring - Snap	12
29	92-4190	Yoke - End	2
30	92-4187	Cross & Bearing Kit	4
31	92-4182	Yoke & Hub	2
32	92-4180	Seal	2
33	92-4179	Yoke, Shaft & Seal Tube	2
34	92-4177	Yoke - Double Clamp	2
35	302-5	Fitting - Grease	4
36	92-4189	Strap & Bolt Kit	2
37	87-8700	Screw - Cap Hex. Hd.	4
38	32128-36	Nut - Lock	4
39	80-6990	Washer	4
40	87-5990	Decal - PTO	1
40	93-9862	Decal - PTO (Europe)	1
40	92-5367	Decal - PTO (Japan)	1
41	92-5951	Angle - Hitch	1
42	3296-39	Nut - Lock	4
43	323-7	Screw - Cap Hex. Hd.	4

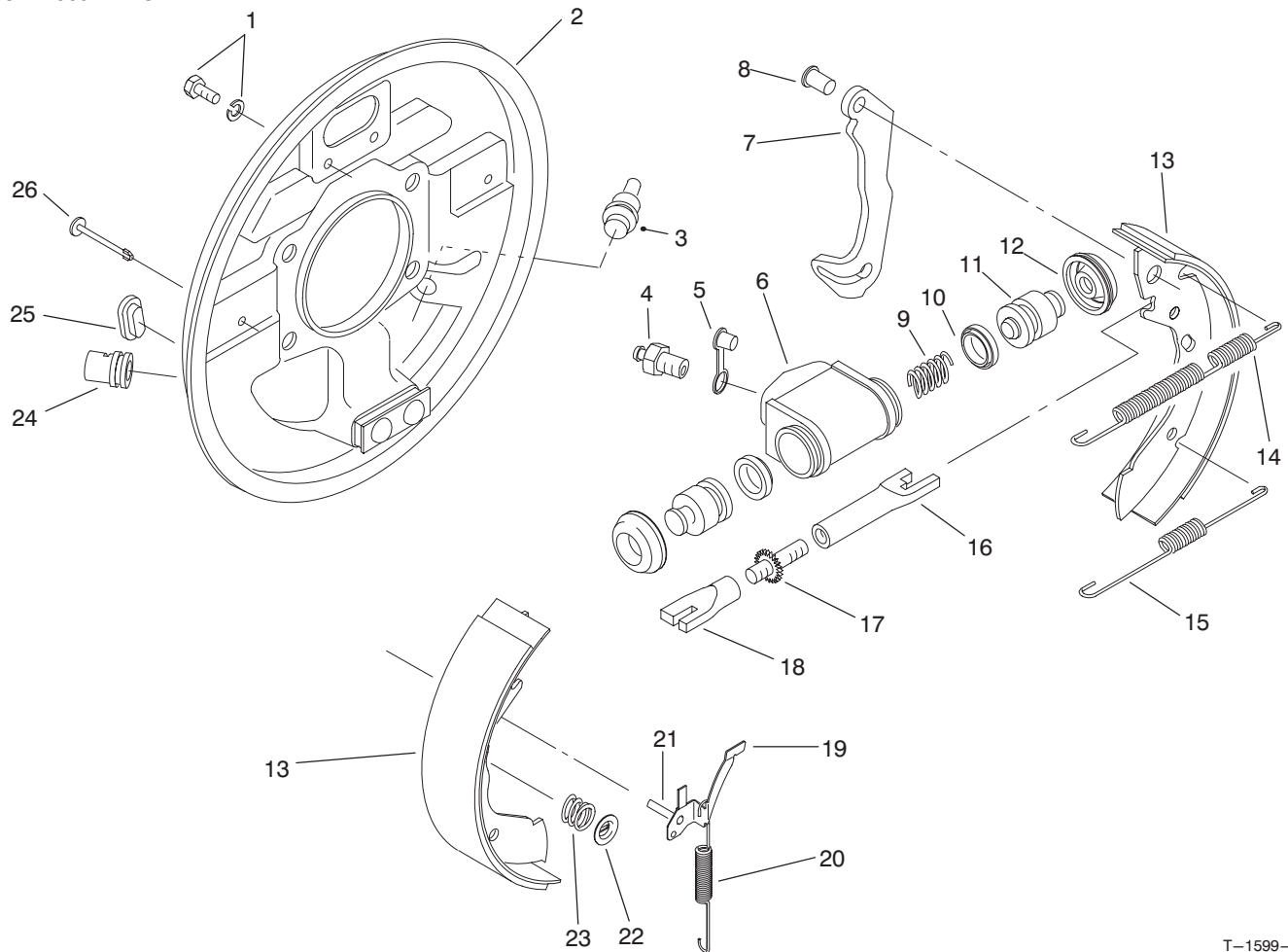
*Not Illustrated



REAR AXLE ASSEMBLY (Continued)

Ref. No.	Part No.	Description	No. Used	Ref. No.	Part No.	Description	No. Used
44	87-9080	Decal - Grease	2	*	94-5224	Driveshaft Assembly (Incl. Ref. #28, 30-35 & 46)	2
44	93-9449	Decal - Grease (Europe)	2	*	87-5370	Rear Tire & Wheel Assembly (24")	2
44	92-6444	Decal - Grease (Japan)	2	*	87-6370	Rear Tire & Wheel Assembly (Optional 23")	2
45	3253-6	Washer - Lock	10				
46	302-58	Fitting - Grease	16				

*Not Illustrated



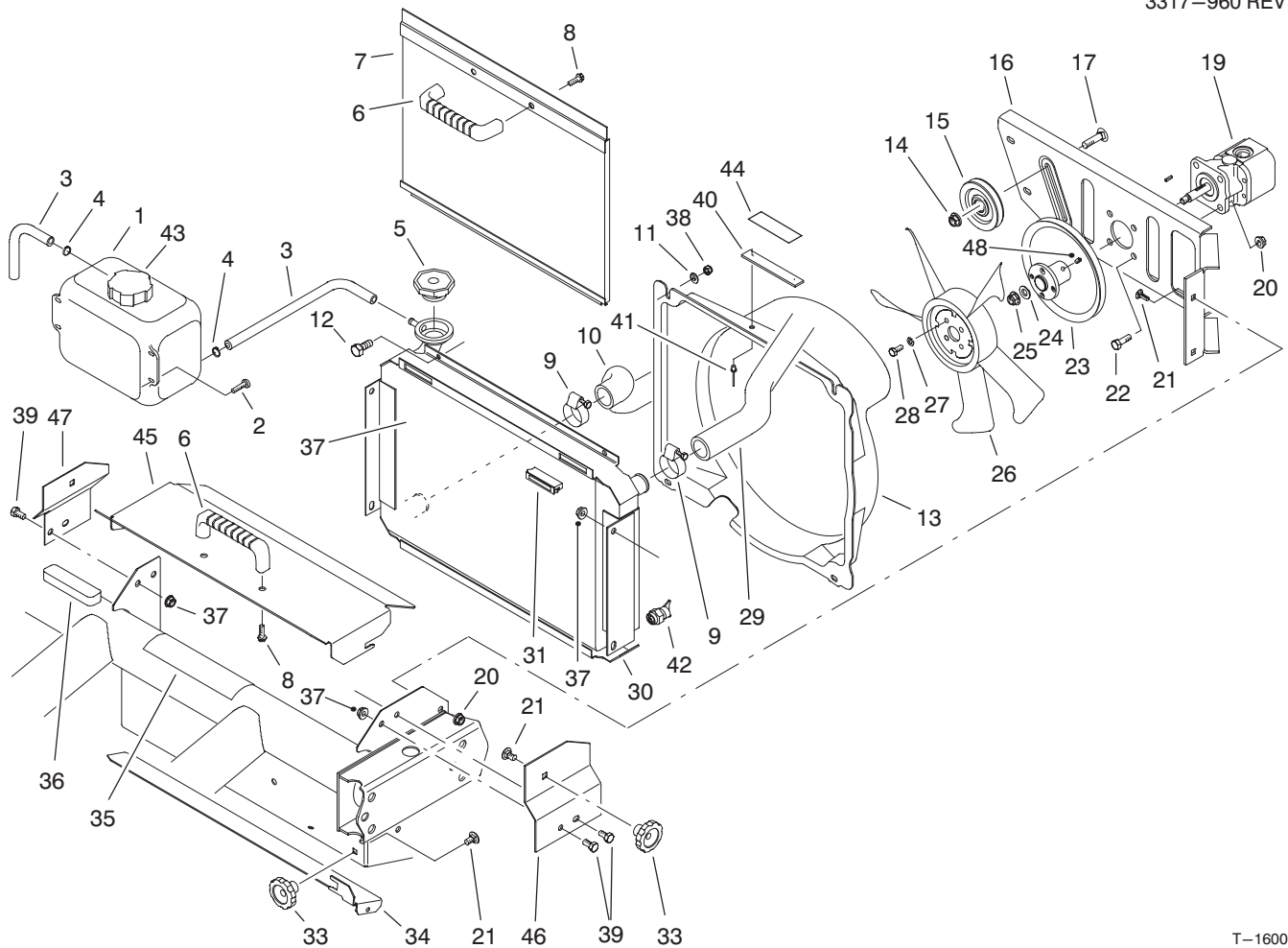
T-1599-1

REAR BRAKE ASSEMBLY

Ref. No.	Part No.	Description	No. Used
1	92-4135	Set Bolt	2
2	92-4136	Backplate Assembly LH (Incl. Ref. #24)	1
*	92-4100	Backplate Assembly RH (Incl. Ref. #24)	1
3	92-4146	Plug	1
4	92-4137	Screw - Bleed	1
5	92-4114	Cap - Bleed Screw	1
6		Body	1
7		Lever - Operating LH/RH	1
8		Pin	1
9		Spring	1
10		Seal - 'L' Type	2
11		Piston	2
12		Cover - Dust	2
13	92-4143	Shoe & Lining Set (Incl. Ref. #7 & 8)	1
14	92-4147	Spring - Shoe, Upper LH	1
*	92-4148	Spring - Shoe, Upper RH	1
15	92-4149	Spring - Shoe, Lower	1
16		Pushrod - Female LH	1
*		Pushrod - Female RH	1
17		Bolt - Adjuster	1
18		Sleeve - Adjuster	1

Ref. No.	Part No.	Description	No. Used
19	92-4123	Assembly - Pawl LH (Incl. Ref. #21)	1
*	92-4124	Assembly - Pawl RH (Incl. Ref. #21)	1
20	92-4150	Spring - Adjuster, LH	1
*	92-4151	Spring - Adjuster, RH	1
21		Pin - Pawl	1
22	92-4131	Washer - Hold Down	2
23	92-4152	Spring - Hold Down	2
24		Guide - Pipe	1
25	92-4134	Plug - Inspection	1
26	92-4133	Pin - Hold Down	2
*	92-4144	Assembly - Adjuster LH (Incl. Ref. #16-18)	1
*	92-4145	Assembly - Adjuster RH (Incl. Ref. #16-18)	1
*	92-4140	Assy. - Wheel Cylinder LH (Incl. Ref. #4-6 & 9-12)	1
*	92-4141	Assy. - Wheel Cylinder RH (Incl. Ref. #4-6 & 9-12)	1
*	92-4142	Seal Kit (Incl. Ref. #10 & 12)	1
*	93-7125	Rear Brake Assembly - RH (Complete)	1
*	93-7126	Rear Brake Assembly - LH (Complete)	1

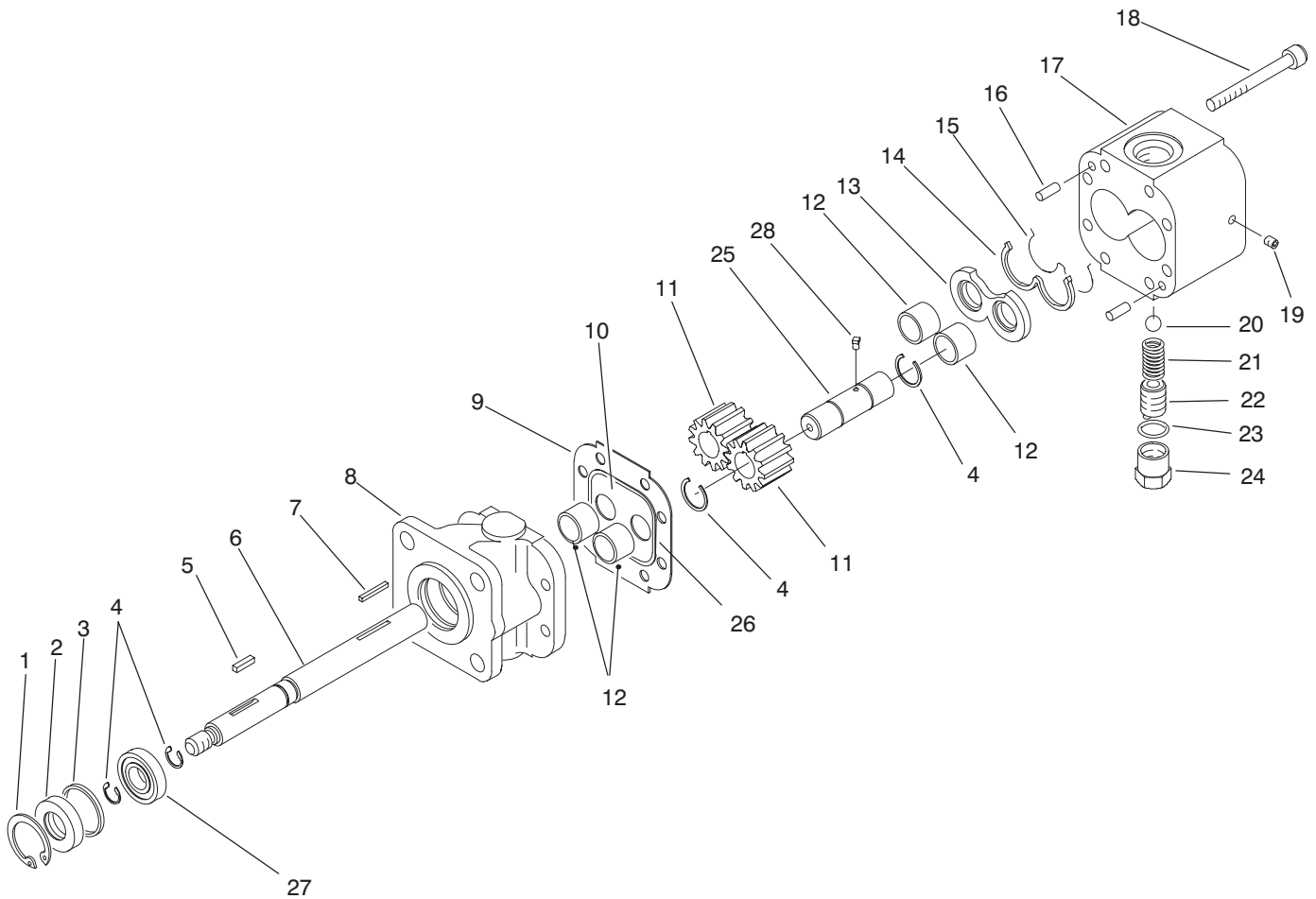
*Not Illustrated



T-1600-2

RADIATOR & HYDRAULIC PUMP ASSEMBLY

Ref. No.	Part No.	Description	No. Used	Ref. No.	Part No.	Description	No. Used
1	87-3710	Overflow Reservoir Assy. (Incl. Ref. #43)	1	26	43-1911	Fan	1
2	3250-20	Screw - Round Hd.	4	27	3253-3	Washer - Lock	4
3	71-3381	Tube - Overflow	2	28	321-3	Screw - Cap Hex. Hd.	4
4	92-2379	Clamp - Hose	2	29	87-3430	Hose - Radiator Upper	1
5	66-3240	Cap - Radiator	1	30	93-7050	Radiator Assembly (Incl. Ref. #42)	1
6	65-5100	Handle	2	31	58-4250	Magnet	2
7	93-7103	Screen - Radiator	1	33	19-4050	Knob	3
8	46-8091	Screw - Hex. Flange Hd.	4	34	87-9300	Door - Clean Out	1
9	2412-34	Clamp - Hose	2	35	87-9420	Decal - Caution	1
10	87-5050	Hose - Radiator Lower	1	35	93-9447	Decal - Caution (Europe)	1
11	3256-22	Washer - Flat	4	35	93-3766	Decal - Caution (Japan)	1
12	321-4	Screw - Cap Hex. Hd.	4	36	87-9810	Foam - Overflow Tank	1
13	92-4198	Fan Shroud Assembly (Incl. Ref. #40 & 41)	1	37	32128-20	Nut - Lock	4
14	3290-357	Nut - Flange Lock	1	38	3296-42	Nut - Lock	4
15	63-8140	Pulley	1	39	322-2	Screw - Cap Hex. Hd.	6
16	93-7088	Support - Fan	1	40	76-8750	Plate - Warning	1
17	3231-28	Bolt - Carriage	1	41	3290-271	Rivet - Pop	2
19	87-5700	Hydraulic Pump Assembly	1	42	92-4111	Petcock - Radiator	1
20	3296-29	Nut - Flange Lock	8	43	87-7050	Cap - Reservoir	1
21	3230-23	Bolt - Carriage	7	44	93-6681	Decal - Warning (Europe)	1
22	322-5	Screw - Cap Hex. Hd.	4	44	92-7240	Decal - Warning (Japan)	1
23	94-5228	Pulley	1	45	93-8940	Cover - Radiator	1
24	3256-45	Washer - Flat	1	46	93-8938	Bracket - Cover LH	1
25	3296-5	Nut - Flange Lock	1	47	93-8939	Bracket - Cover RH	1
				48	3245-31	Screw - Set	1



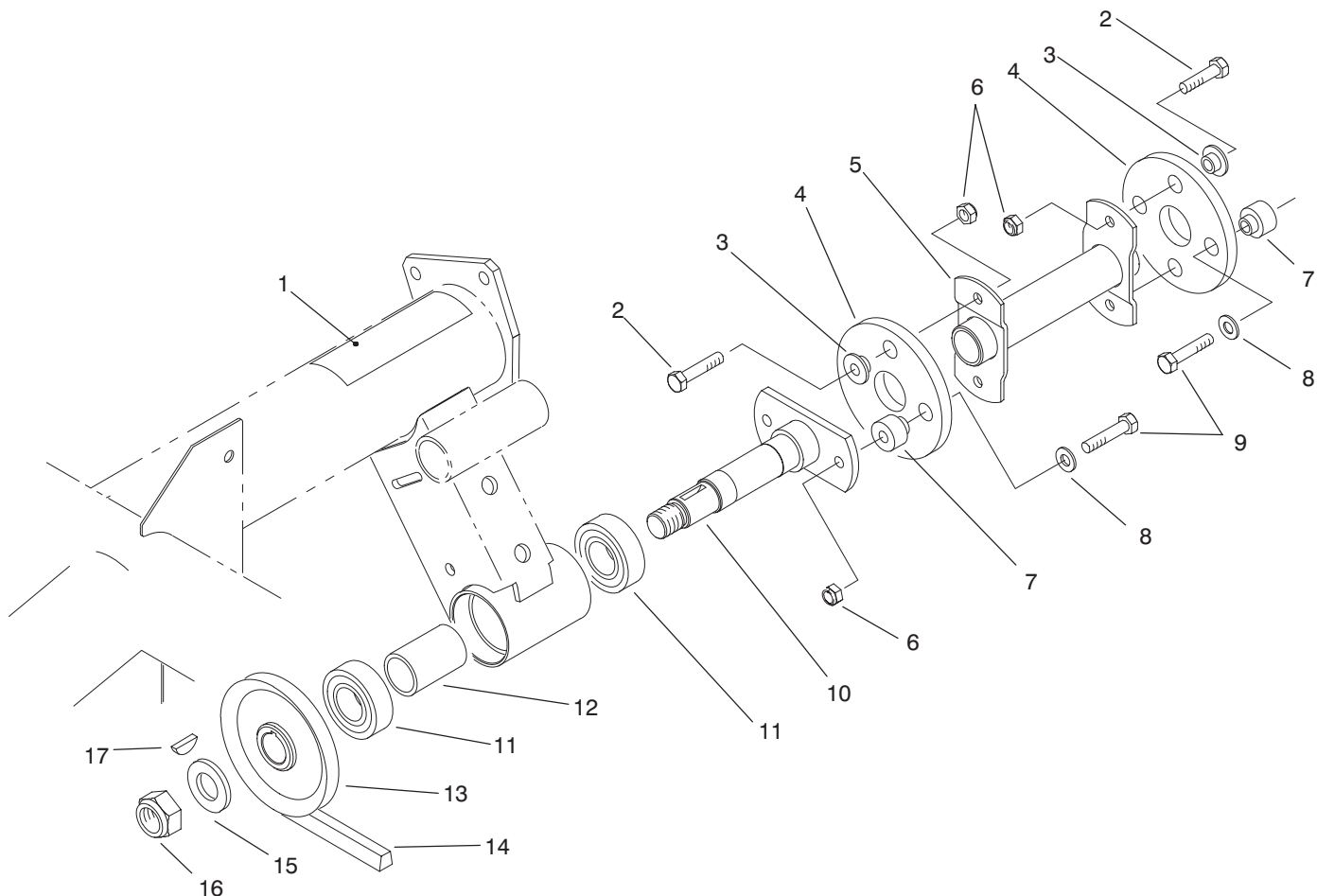
T-1601-1

HYDRAULIC PUMP ASSEMBLY NO. 87-5700

Ref. No.	Part No.	Description	No. Used
1	32151-41	Ring - Retaining	1
2	92-2195	Seal - Oil	1
3	92-2186	Spacer	1
4	92-2178	Ring - Crescent	4
5	92-2179	Key - Square	1
6	92-2189	Shaft - Drive	1
7	92-2177	Pin - Shear	1
†8		Stator	1
9	92-2182	Plate - Seal	1
10	92-2183	Plate - Wear	1
11	92-2175	Gear	2
12	92-2192	Bearing	4
13	92-2181	Plate - Pressure	1
14	92-2197	Seal - Back Up	1

Ref. No.	Part No.	Description	No. Used
15	92-2196	Seal - Pressure Plate	1
16	92-2176	Pin - Dowel	2
17	92-2187	Housing - Gear, End	1
18	92-2173	Screw - Cap Socket Head	8
19	92-2185	Plug	1
20	92-2193	Ball	1
21	92-2194	Spring	1
22	92-2174	Screw - Adjusting	1
23	92-2180	Gasket - Copper	1
24	92-2184	Cap - Relief Valve	1
25	92-2190	Shaft - Idler	1
26	92-2198	Seal	1
27	92-2191	Bearing	1
28	92-2199	Key - Ball	1

†Not Serviced Separately.

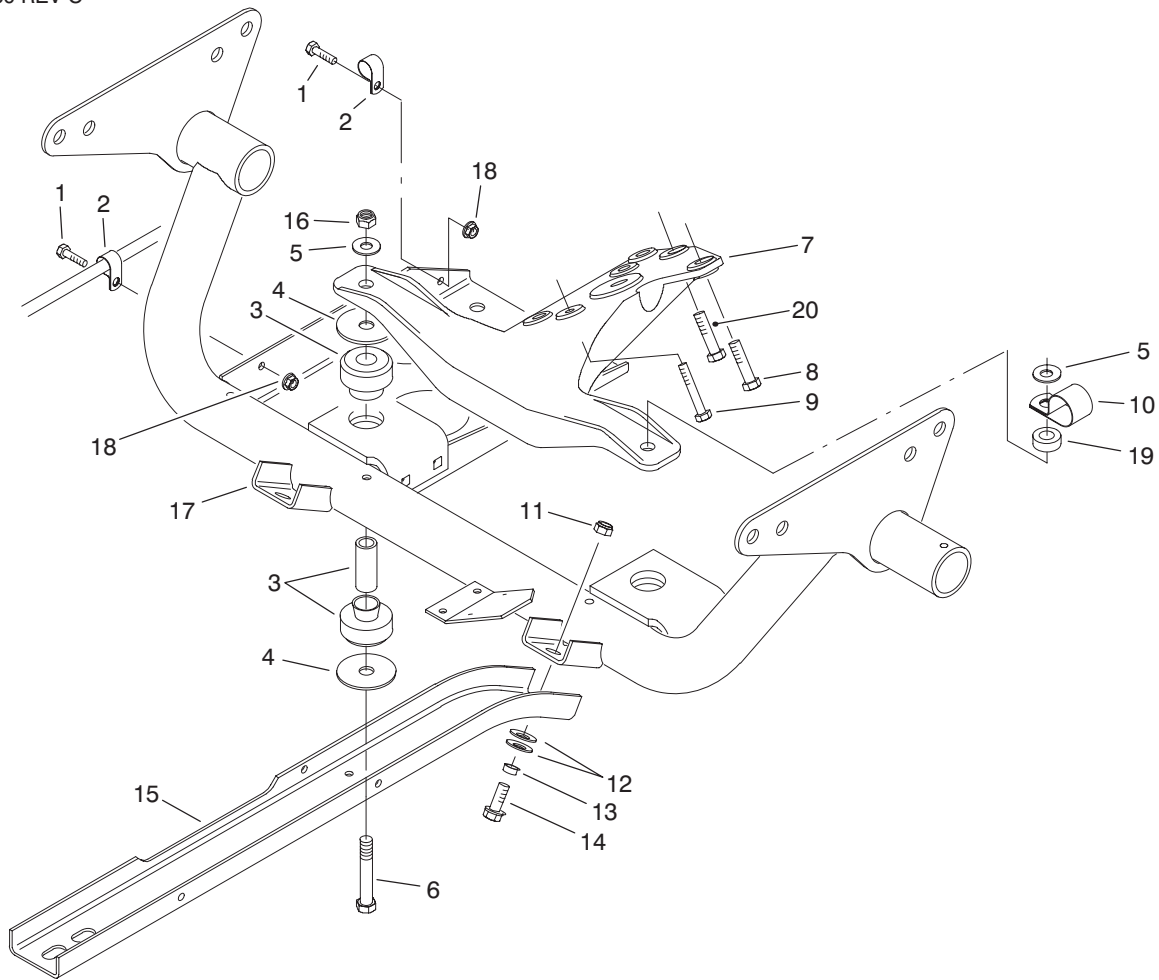


T-1660-1

HYDRAULIC PUMP DRIVE ASSEMBLY

Ref. No.	Part No.	Description	No. Used
1	80-8040	Decal - Caution	1
1	93-7814	Decal - Caution (Europe)	1
1	83-6030	Decal - Caution (Japan)	1
2	322-5	Screw - Cap Hex. Hd.	4
3	27-6600	Spacer - Thin	4
4	44-2230	Disc - Rubber	2
5	87-4440	Driveshaft	1
6	3296-29	Nut - Lock	6
7	27-6590	Spacer - Thick	4
8	3256-3	Washer - Flat	4

Ref. No.	Part No.	Description	No. Used
9	322-7	Screw - Cap Hex. Hd.	4
10	87-2720	Driveshaft	1
11	251-82	Bearing - Ball	2
12	87-2750	Spacer - Bearing	1
13	87-3370	Pulley	1
14	87-3210	Belt - V	1
15	3256-28	Washer - Flat	1
16	3296-15	Nut - Lock	1
17	3257-7	Key - Woodruff	1

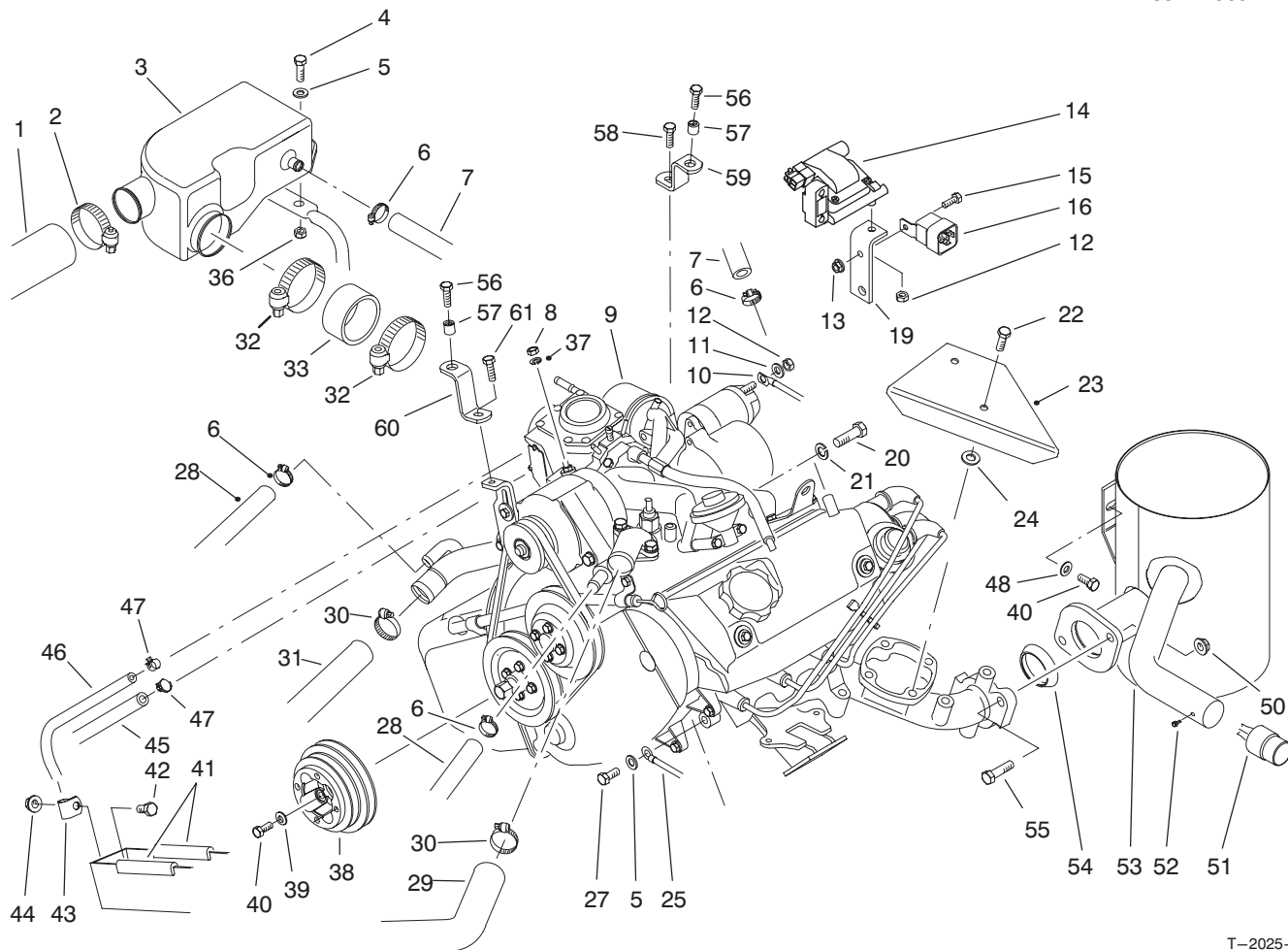


T-1603-1

ENGINE FRAME ASSEMBLY

Ref. No.	Part No.	Description	No. Used
1	321-4	Screw - Cap Hex. Hd.	2
2	2412-89	Clamp - R	2
3	87-4970	Engine Mount Assembly	2
4	87-5100	Washer - Flat	4
5	3256-25	Washer - Flat	2
6	324-19	Screw - Cap Hex. Hd.	2
7	87-9830	Mount - Engine	1
8	87-3700	Screw - Cap Hex. Hd.	3
9	48-7560	Screw - Cap Hex. Hd.	3
10	2412-82	Clamp - R	1

Ref. No.	Part No.	Description	No. Used
11	3296-39	Nut - Lock	6
12	3290-413	Washer - Belleville	12
13	76-9100	Spacer	6
14	3234-11	Screw - Cap Hex. Hd.	6
15	87-4730	Guard - Belly	2
16	3296-48	Nut - Lock	2
17	93-7095	Frame - Engine	1
18	32128-33	Nut - Flange	2
19	59-2290	Spacer	1
20	43-0090	Screw - Cap Hex. Hd.	1

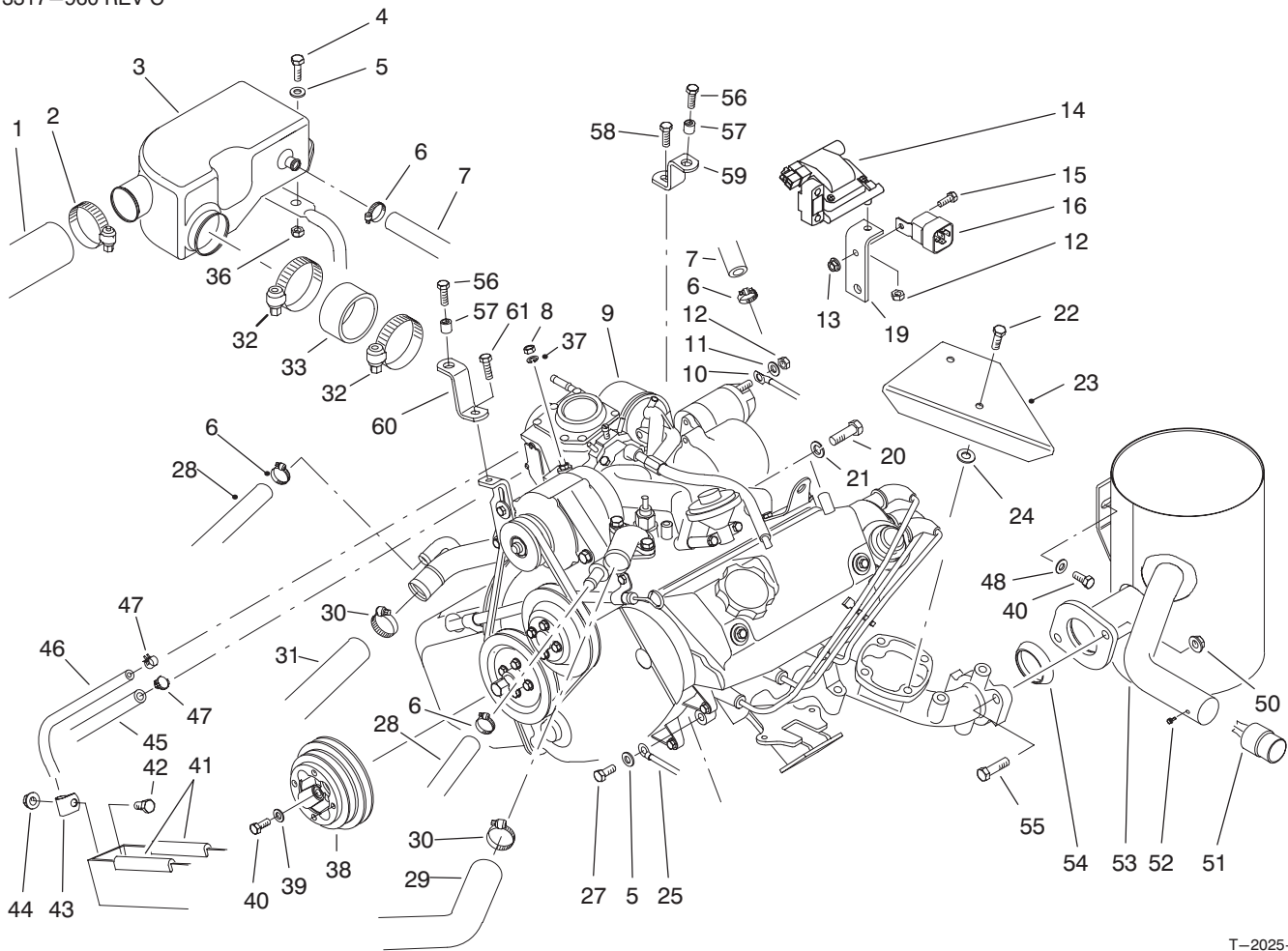


T-2025-1

ENGINE INSTALLATION ASSEMBLY

Ref. No.	Part No.	Description	No. Used
1	94-5239	Hose - Air Cleaner	1
2	2412-92	Clamp - Hose	1
3	87-1680	Chamber - Air	1
4	322-6	Screw - Cap Hex. Hd.	2
5	3256-23	Washer - Flat	2
6	2412-119	Clamp - Hose	3
7	87-3740	Hose - Breather	1
8	48-7890	Nut - Hex.	1
9	87-1960	Engine Assembly (Incl. Ref. #11, 12 & 14)	1
10	87-3070	Cable - Positive	1
11	3254-2	Washer - Lock	1
12	42-9580	Nut - Hex.	3
13	32128-33	Nut - Flange	1
14	92-2027	Coil - Ignition	1
15	321-4	Screw - Cap Hex. Hd.	1
16	70-1480	Relay	1
19	87-2760	Bracket - Ignition Coil	1
20	48-9480	Screw - Cap Hex. Hd.	2
21	3253-6	Washer - Lock	2
22	57-6380	Screw - Cap Hex. Hd.	2
23	87-3620	Shield - Heat	1
24	52-2480	Spacer	2
25	87-3080	Wire - Ground	1
27	66-3160	Screw - Cap Hex. Hd.	1
28	87-3730	Hose - Coolant	2

Ref. No.	Part No.	Description	No. Used
29	87-3430	Hose - Radiator Upper	1
30	2412-34	Clamp - Hose	2
31	87-5050	Hose - Radiator Lower	1
32	2412-130	Clamp - Hose	2
33	87-3500	Hose - Air Cleaner	1
36	3296-29	Nut - Lock	2
37	3253-3	Washer - Lock	1
38	87-5070	Pulley - Crankshaft	1
39	65-5390	Washer - Flat	4
40	66-3160	Screw - Cap Hex. Hd.	4
41	43-4300	Trim	2
42	322-2	Screw - Cap Hex. Hd.	1
43	2412-10	Clamp - R	1
44	32128-20	Nut - Flange Lock	1
45	63-6940	Hose - Fuel	1
46	75-4701	Hose - Fuel	1
47	2412-108	Clamp - Hose	2
48	87-8640	Washer - Flat	1
49	66-3160	Screw - Cap Hex. Hd.	1
50	3290-357	Nut - Flange Lock	2
51	75-6880	Spark Arrestor (Optional) (Incl. Ref. #52)	1
52	32144-42	Screw - Spark Arrestor	1
53	87-1510	Muffler & Tailpipe	1
54	92-2044	Gasket - Exhaust	1
55	323-29	Screw - Cap Hex. Hd.	2

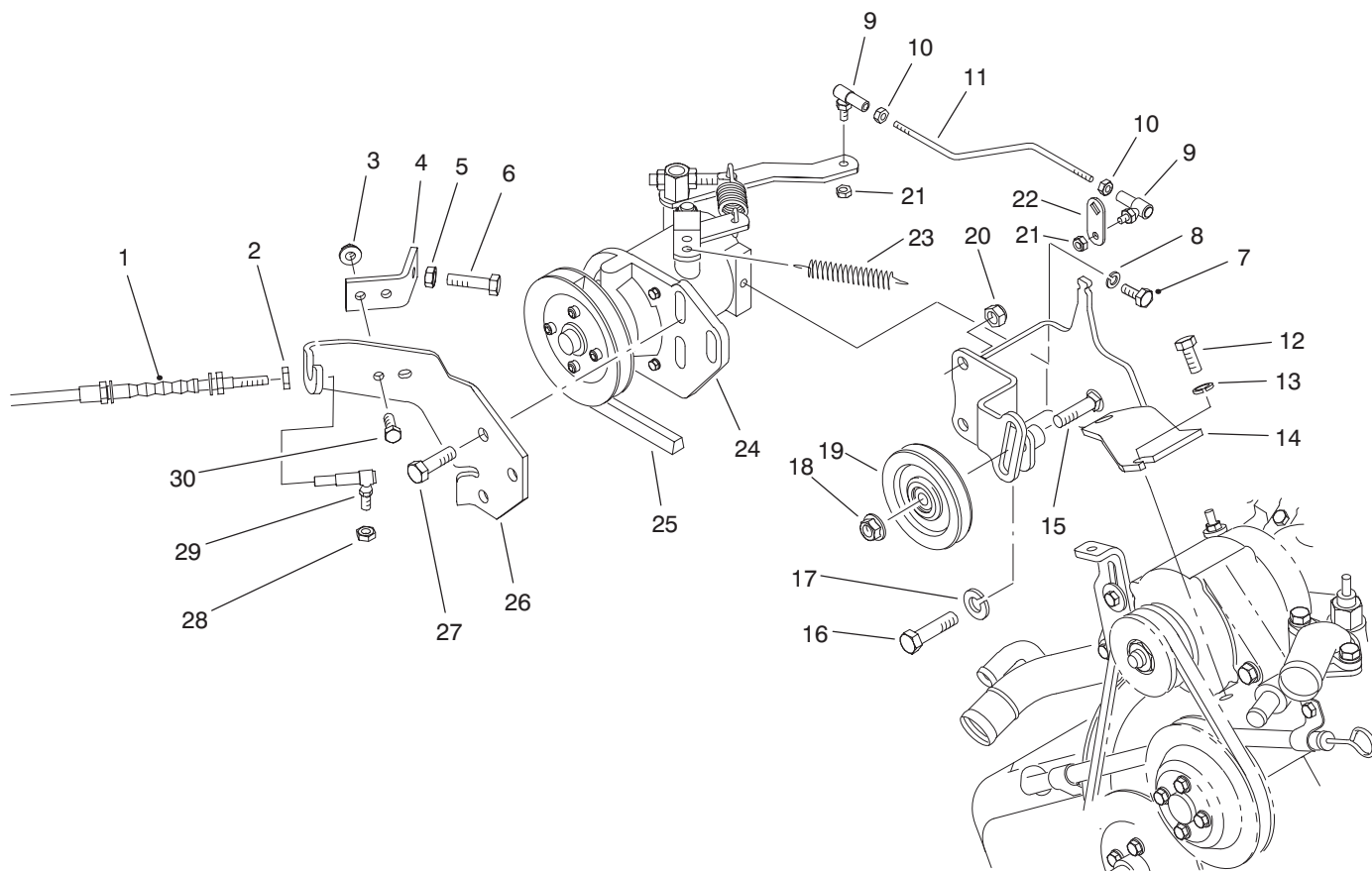


T-2025-1

ENGINE INSTALLATION ASSEMBLY (Continued)

Ref. No.	Part No.	Description	No. Used
56	3234-5	Screw - Cap Hex. Hd. (Europe)	2
57	32148-8	Insert - Threaded (Europe)	2
58	48-7620	Screw - Cap Hex. Hd. (Europe)	1

Ref. No.	Part No.	Description	No. Used
59	93-8953	Front Bracket Assy. LH (Europe) (Incl. Ref. #57)	1
60	93-8954	Front Bracket Assy. RH (Europe) (Incl. Ref. #57)	1
61	42-9230	Screw - Cap Hex. Hd. (Europe)	1

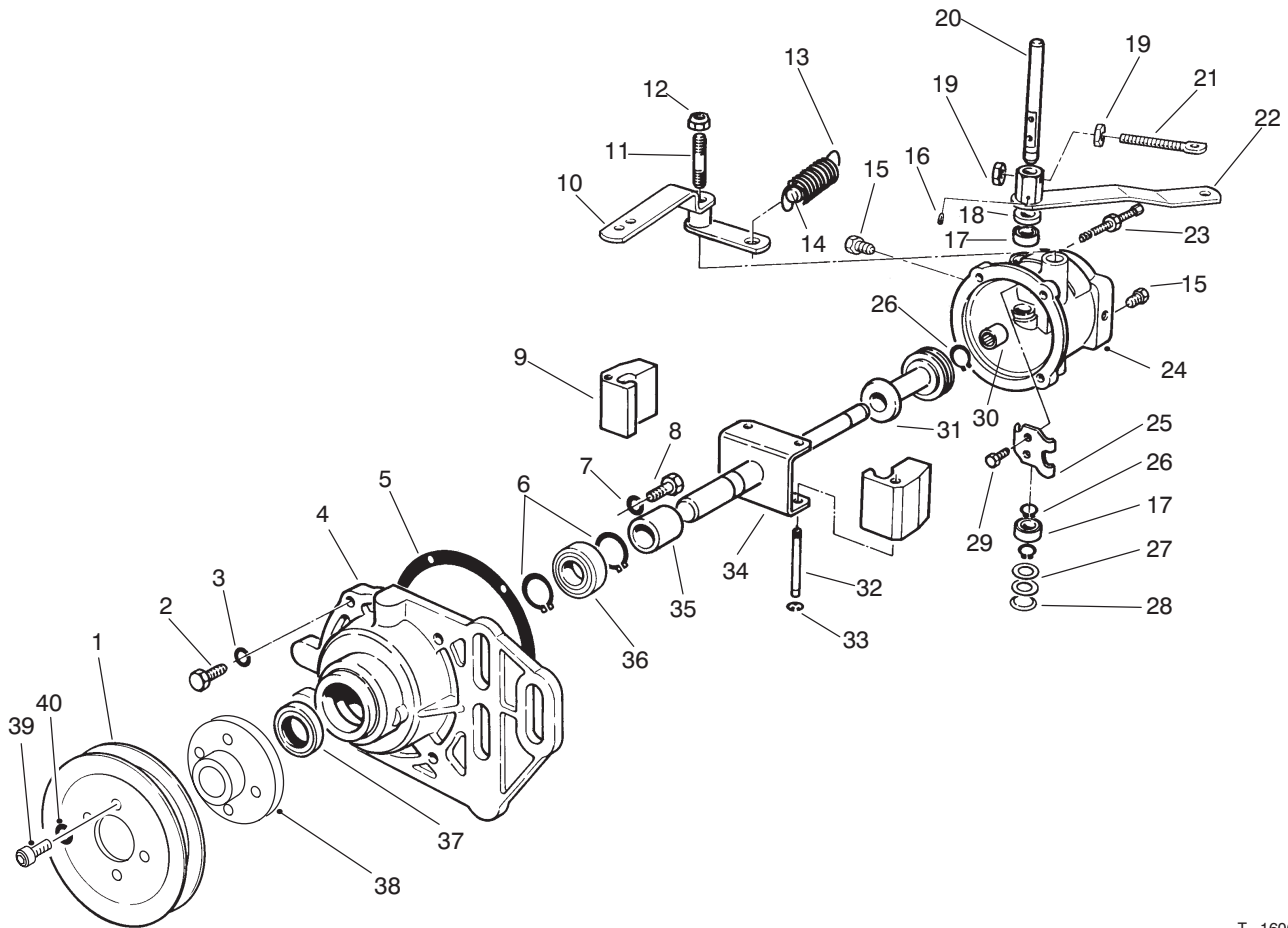


T-1605-1

GOVERNOR ASSEMBLY

Ref. No.	Part No.	Description	No. Used
1	94-3836	Accelerator Cable Assembly (Incl. Ref. #2)	1
2	3220-1	Nut - Jam	1
3	32128-33	Nut - Flange	2
4	87-4770	Bracket - High Idle Stop	1
5	3220-2	Nut - Jam	1
6	3210-9	Screw - Cap Hex. Hd.	1
7	321-3	Screw - Cap Hex. Hd.	1
8	3253-3	Washer - Lock	1
9	21-5640	Joint - Ball	2
10	3219-14	Nut - Jam	2
11	87-4210	Rod - Linkage	1
12	66-3160	Screw - Cap Hex. Hd.	2
13	3253-4	Washer - Lock	2
14	87-4750	Bracket - Governor	1
15	3231-26	Bolt - Carriage	1

Ref. No.	Part No.	Description	No. Used
16	87-3700	Screw - Cap Hex. Hd.	1
17	3253-22	Washer - Lock	1
18	3290-357	Nut - Flange	1
19	63-8140	Pulley	1
20	3296-39	Nut - Lock	3
21	3296-27	Nut - Lock	2
22	87-2400	Lever - Throttle	1
23	87-4020	Spring - Extension	1
24	87-8720	Governor Assembly	1
25	87-3200	Belt - V	1
26	87-3900	Bracket - Cable	1
27	323-7	Screw - Cap Hex. Hd.	3
28	3296-3	Nut - Lock	1
29	18-1720	Joint - Ball	1
30	321-4	Screw - Cap Hex. Hd.	2

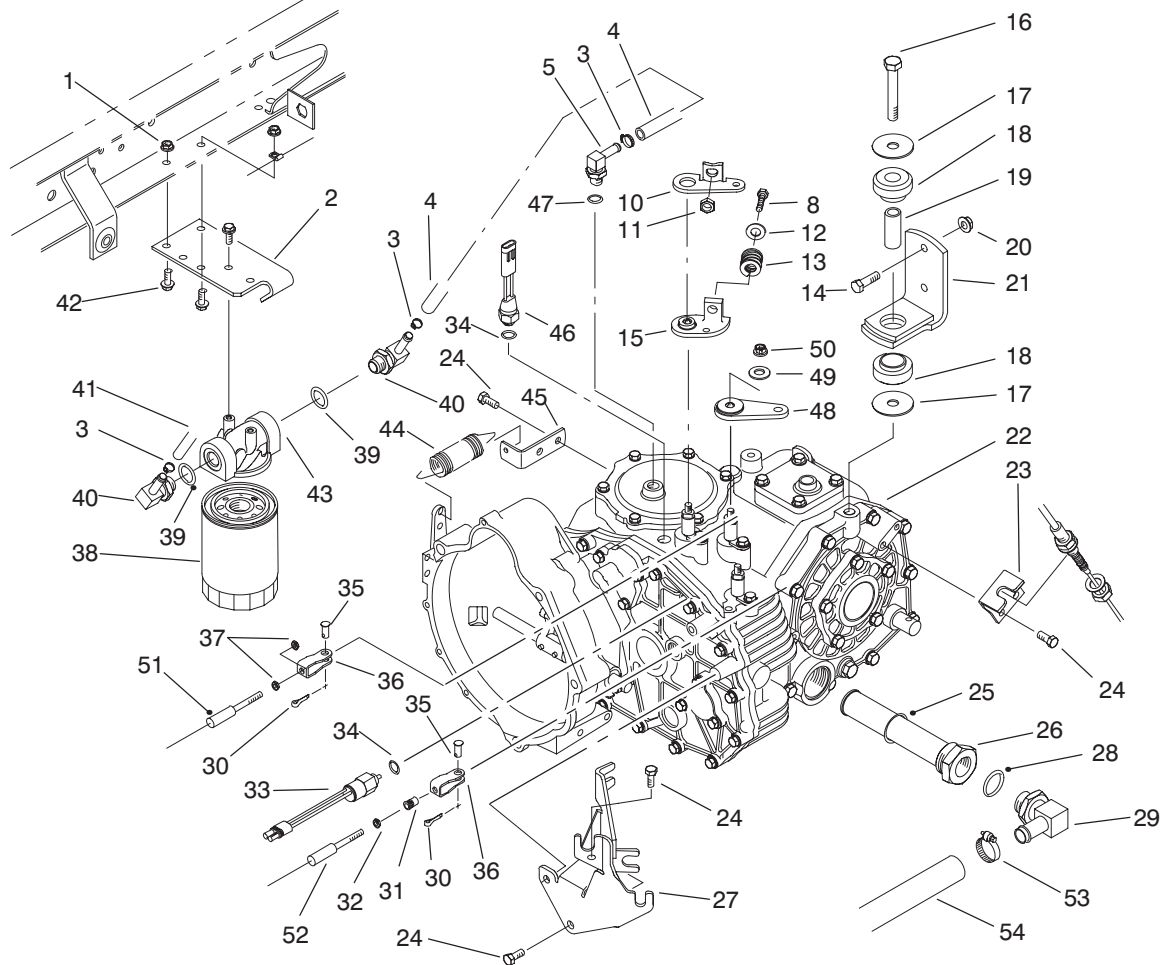


T-1606-1

GOVERNOR

Ref. No.	Part No.	Description	No. Used
1	87-8830	Pulley	1
2	18-5620	Screw	4
3	18-5630	Washer - Lock	4
4	87-6560	Cover	1
5	18-5790	Gasket	1
6	18-5640	Ring - Retaining	2
7	18-5770	Washer - Lock	2
8	32113-14	Screw	2
9	70-2150	Flyweight	2
10	87-6590	Assy. Lever & Fitting	1
11	87-6580	Stud - Lever Pivot	1
12	3296-5	Nut - Lock	1
13	87-6490	Spring	1
14	87-6550	Pin - Forced Idle	1
15	285-17	Plug - Pipe	2
16	18-5750	Pin	1
17	18-5450	Bearing	2
18	71-4780	Seal - Oil, Rocker Shaft	1
19	3219-2	Nut	2
20	72-5890	Shaft - Rocker	1
21	87-6540	Bolt - Eye	1

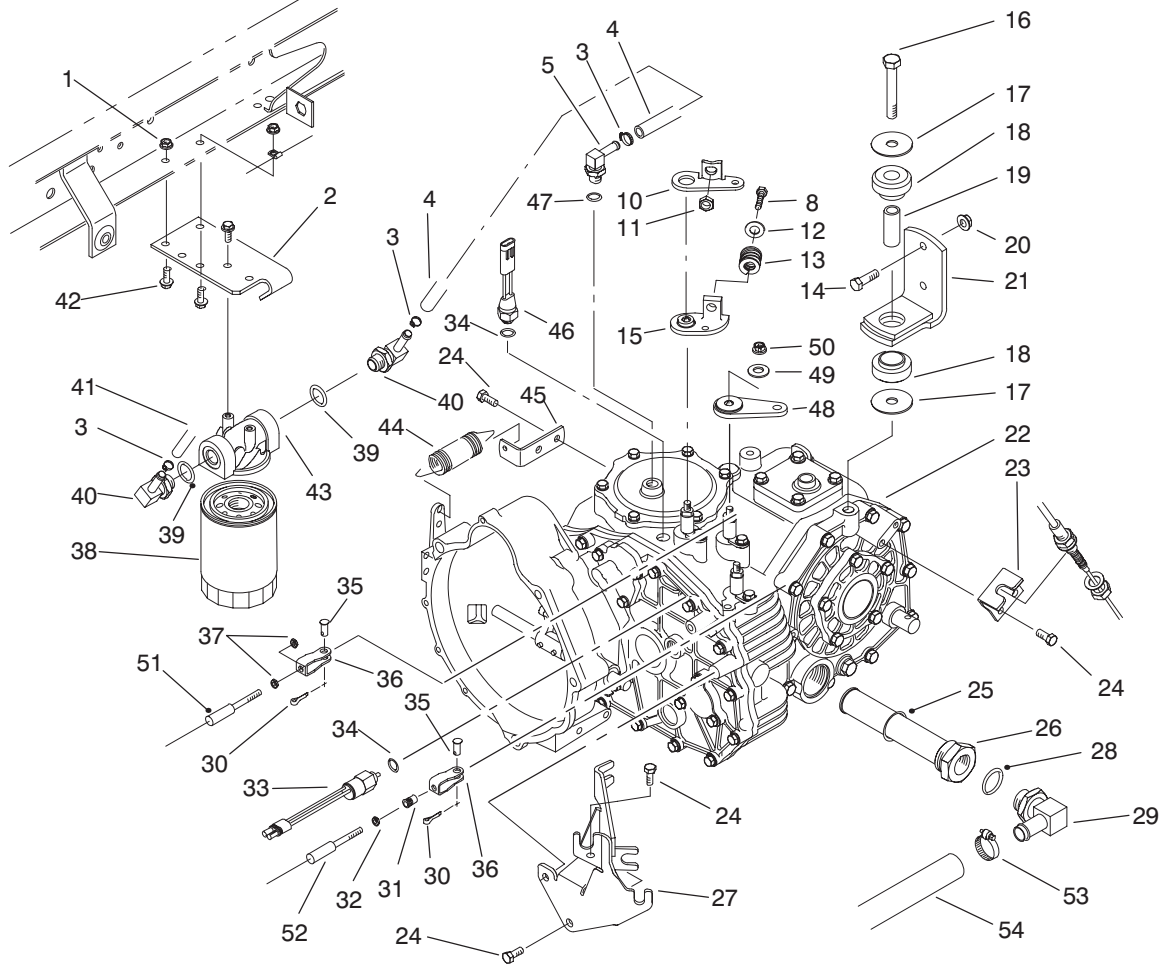
Ref. No.	Part No.	Description	No. Used
22	87-6530	Assembly - Throttle Lever	1
23	72-5910	Assembly - Bumper Screw	1
24	87-6520	Body	1
25	18-5520	Lever - Rocker	1
26	18-5540	Retainer - Sleeve Stop	3
27	18-5440	Spacer	2
28	18-5430	Plug - Expansion	1
29	18-5530	Screw & Lockwasher	2
30	72-5940	Bearing - Needle	1
31	70-2100	Assembly - Thrust Sleeve & Bearing	1
32	18-5660	Pin - Pivot, Flyweight	2
33	18-5670	Retainer - Pivot Pin	2
34	87-6510	Assembly - Shaft & Yoke	1
35	70-2120	Spacer	1
36	70-2140	Bearing - Front	1
37	18-5580	Seal - Oil, Front	1
38	87-8820	Hub - Pulley	1
39	3274-52	Screw - Hex. Socket Hd.	4
40	3253-18	Washer - Lock	4



T-1607-1

TRANSAXLE INSTALLATION ASSEMBLY

Ref. No.	Part No.	Description	No. Used	Ref. No.	Part No.	Description	No. Used
1	32128-33	Nut - Flange Lock	1	27	87-4820	Bracket - Cable	1
2	87-7040	Bracket - Oil Filter	1	28	237-81	Seal - O-Ring	1
3	2412-36	Clamp - Hose	3	29	353-987	Fitting - Hydraulic 90° (Incl. Ref. #28)	1
4	87-5730	Hose - Hydraulic	1	30	3272-6	Pin - Cotter	3
5	354-135	Fitting - Hydraulic 90° (Incl. Ref. #47)	1	31	32148-15	Nut - Clinch	1
8	323-10	Screw - Cap Hex. Hd.	1	32	3219-14	Nut - Hex.	1
10	87-8250	Plate - Shift Arm	1	33	87-6710	Switch - Supervisor	1
11	32128-21	Nut - Lock	1	34	237-30	Seal - O-Ring	2
12	3256-4	Washer - Flat	1	35	283-62	Pin - Clevis	3
13	87-6910	Spring - Compression	1	36	87-2310	Clevis - Cable	2
14	323-7	Screw - Cap Hex. Hd.	4	37	3220-1	Nut - Jam	4
15	87-7970	Arm - Shift	1	38	54-0110	Element - Oil Filter	1
16	3215-1	Screw - Cap Hex. Hd.	2	39	237-79	Seal - O-Ring	2
17	87-5100	Washer	4	40	354-134	Fitting - Hydraulic 90° (Incl. Ref. #39)	2
18	87-4970	Transaxle Mount Assembly (Incl. Ref. #19)	2	41	87-4920	Hose - Hydraulic	1
19		Spacer - Mount	2	42	3234-4	Screw - Hex. Flange Hd.	4
20	3296-39	Nut - Flange Lock	4	43	87-8780	Head - Oil Filter	1
21	87-5800	Bracket - Mount	2	44	68-9950	Spring - Extension	1
22	87-9250	Transaxle Assembly	1	45	87-7170	Bracket - Clutch Spring	1
23	87-4470	Bracket	1	46	72-4310	Switch - Ball N.C.	1
24	66-3160	Screw - Cap Hex. Hd.	7	47	237-42	Seal - O-Ring	1
25	237-123	Seal - O-Ring	1	48	87-7960	Lever - Shift Arm	2
26	87-3990	Oil Strainer Assembly (Incl. Ref. #25)	1	49	80-6990	Washer - Flat	3
				50	48-9520	Nut - Lock	3



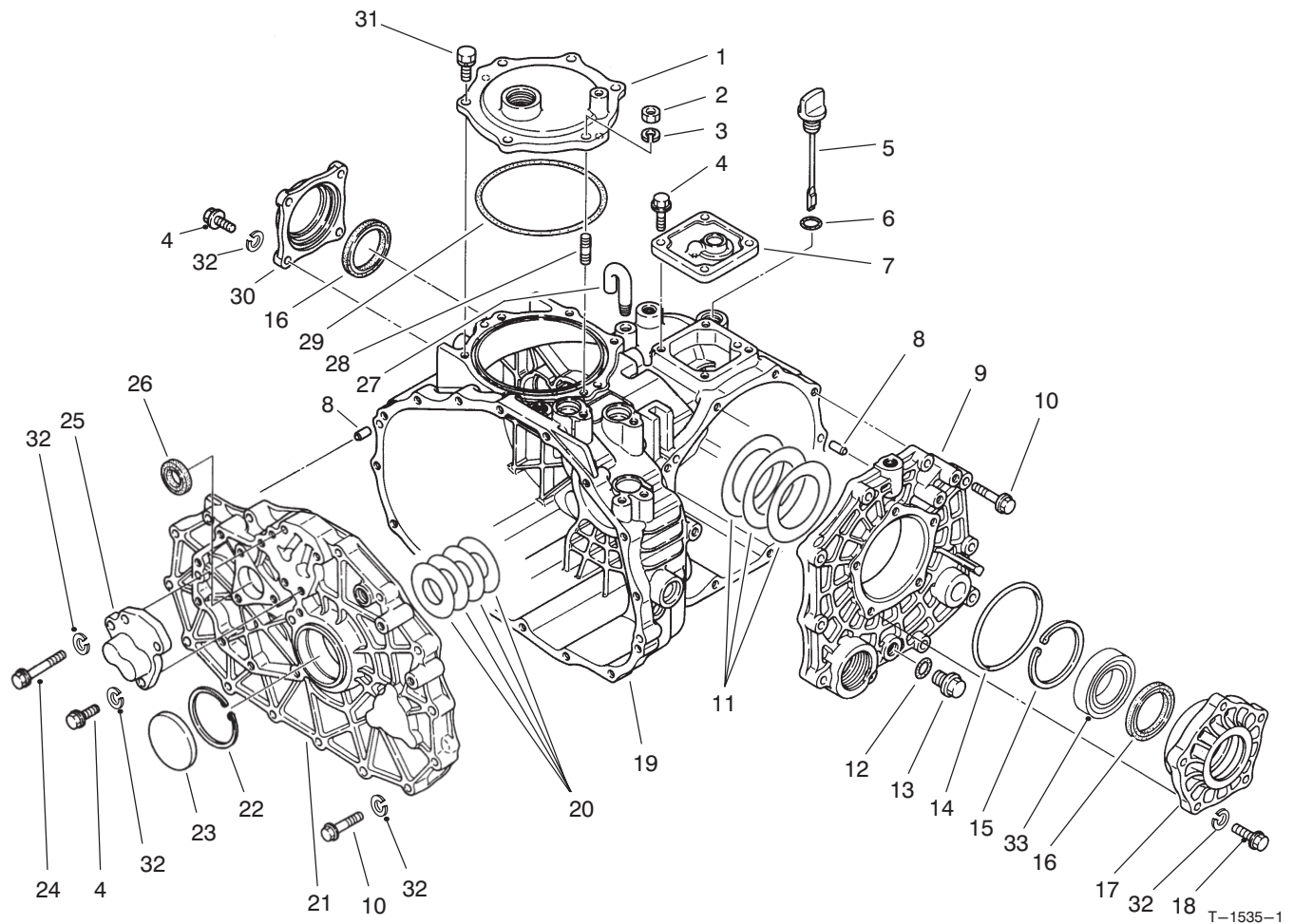
T-1607-1

TRANSAXLE INSTALLATION ASSEMBLY

Ref. No.	Part No.	Description	No. Used
51	87-4260	Shift Cable Assembly (Incl. Ref. #37)	2
52	87-4420	Hi-Lo Cable Assembly (Incl. Ref. #32)	1

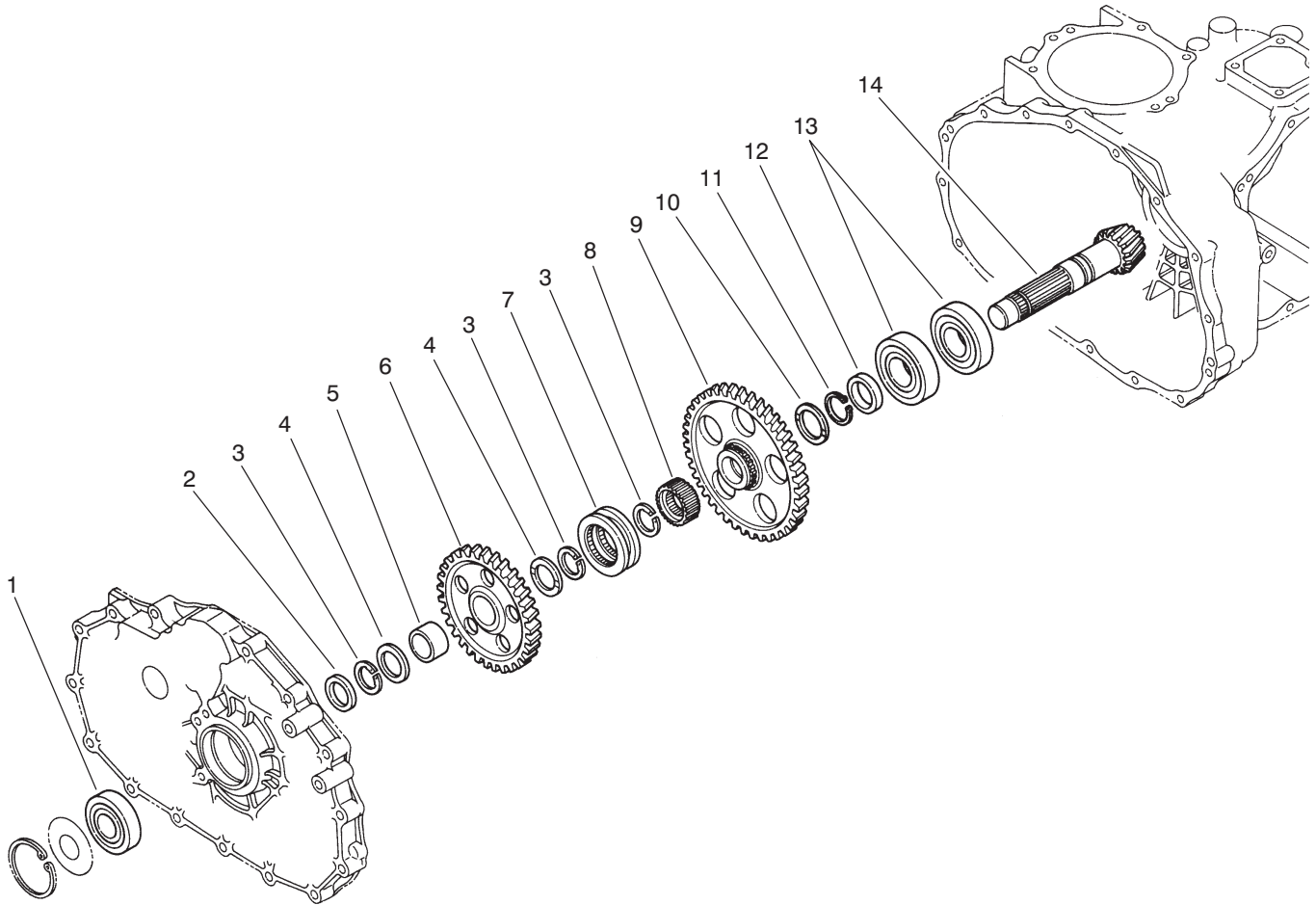
Ref. No.	Part No.	Description	No. Used
53	2412-34	Clamp - Hose	1
54	87-3670	Hose - Hydraulic	1
*	87-7160	Cable Clevis Assembly (Incl. Ref. #31)	1

*Not Illustrated



TRANSAXLE CASE ASSEMBLY

Ref. No.	Part No.	Description	No. Used	Ref. No.	Part No.	Description	No. Used
1	92-0656	Cover - P.T.O.	1	17	92-0654	Carrier - Differential	1
2	48-7930	Nut - Hex.	1	18	48-7730	Screw - Cap Hex. Hd.	5
3	92-0762	Washer - Lock	1	19	92-0651	Case - Transaxle	1
4	60-6750	Screw - Cap Hex. Hd.	11	20	92-0808	Shim Set	1
5	92-0662	Cap - Oil	1	21	92-0657	Plate - Center	1
6	92-0788	O-Ring	1	22	92-0759	Ring - Retaining	1
7	92-0652	Cover - Upper	1	23	92-0807	Cap - Sealing	1
8	92-0765	Pin - Alignment	4	24	48-7560	Screw - Cap Hex. Hd.	1
9	92-0653	Cover - Side	1	25	92-0706	Cap - Fork Shaft	1
10	42-9530	Screw - Cap Hex. Hd.	25	26	92-0791	Seal - Oil	1
11	92-0809	Shim Set	1	27	92-0743	Breather - Air	1
12		O-Ring	1	28	92-0804	Stud	1
13	92-0773	Drain Plug Assembly (Incl. Ref. #12)	1	29	92-0790	O-Ring	1
14	92-0789	O-Ring	1	30	92-0655	Cover - Seal	1
15	92-0760	Ring - Retaining	1	31	92-0796	Screw - Cap Hex. Hd.	5
16	92-0793	Seal - Oil	2	32	42-9850	Washer - Lock	42
				33	92-0775	Bearing - Ball	2

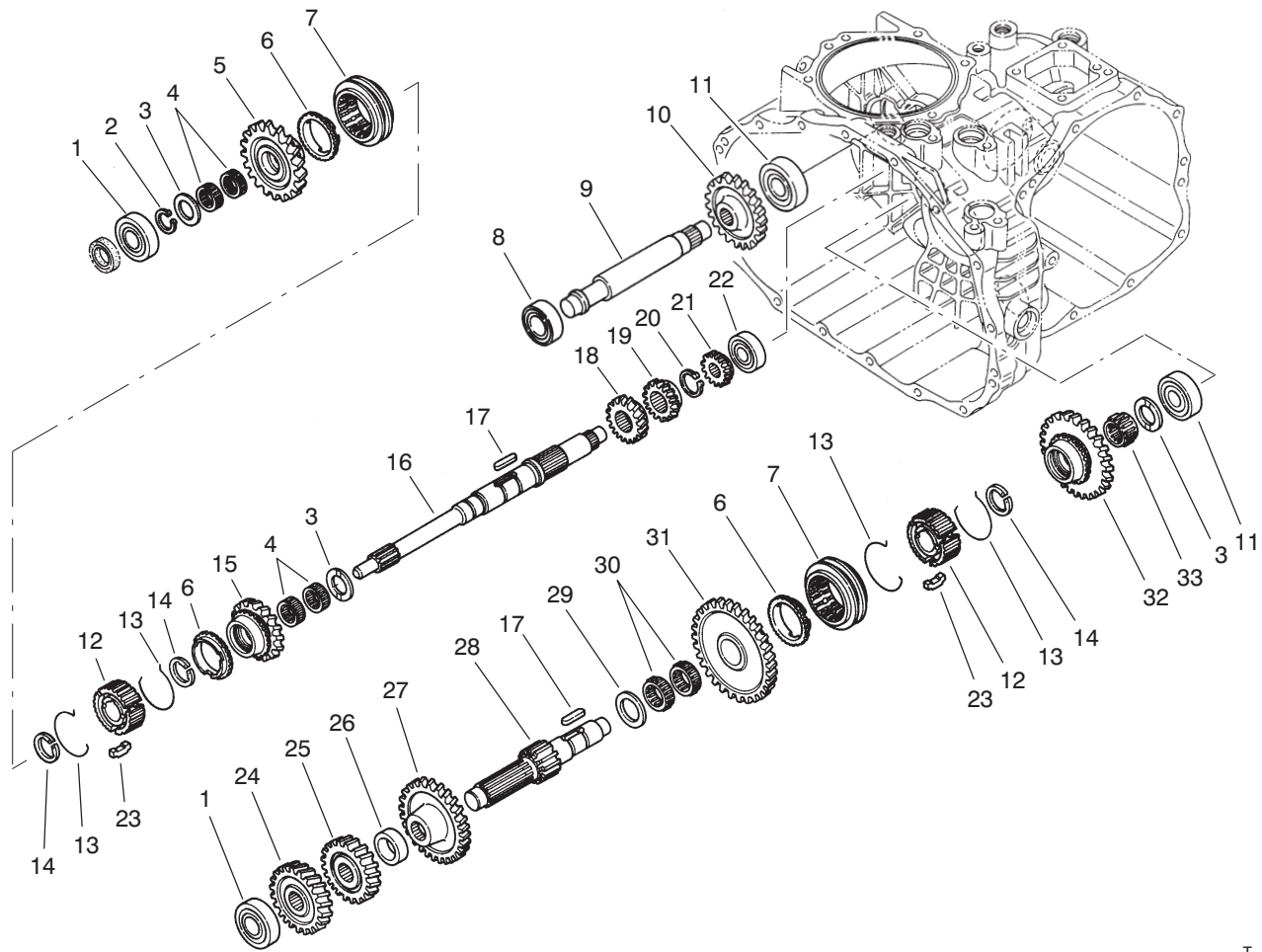


T-1536-1

COUNTERSHAFT ASSEMBLY

Ref. No.	Part No.	Description	No. Used
1	92-0712	Bearing – Ball	1
2	92-0716	Collar	1
3	92-0764	Ring – Retaining	3
4	92-0711	Washer – Thrust	2
5	92-0783	Sleeve – Inner	1
6	92-0715	Gear – 49T	1
7	92-0718	Shifter – Hi-Lo	1
8	92-0719	Collar – Spline	1

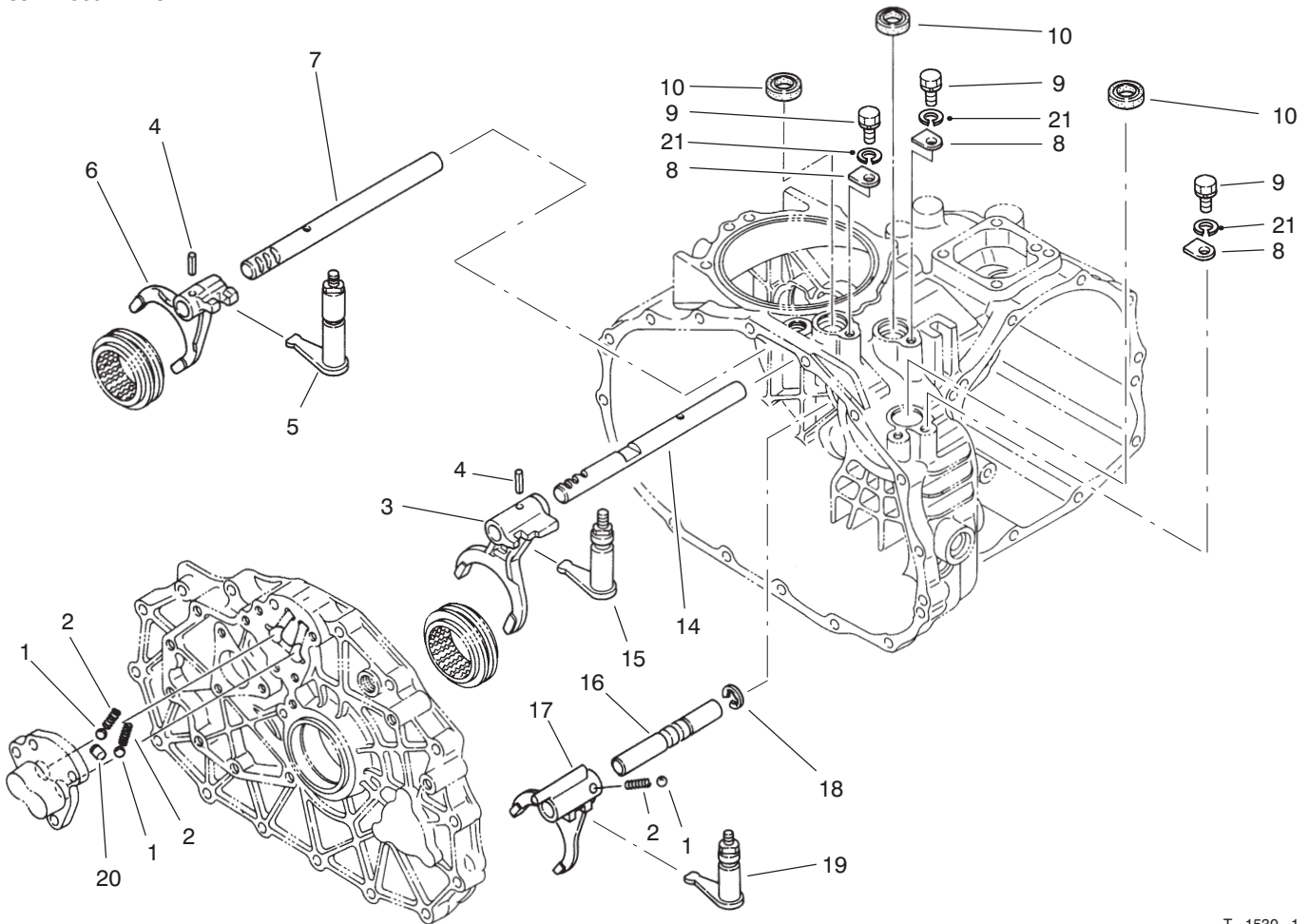
Ref. No.	Part No.	Description	No. Used
9	92-0717	Gear – 71T	1
10	92-0741	Washer – Thrust	1
11	92-0755	Ring – Retaining	1
12	92-0713	Collar	1
13	92-0714	Bearing – Ball	2
14	92-0710	Counter Shaft Assembly (Incl. Ring Gear)	1



T-1533-1

TRANSAXLE GEAR SHAFTS ASSEMBLY

Ref. No.	Part No.	Description	No. Used	Ref. No.	Part No.	Description	No. Used
1	251-8	Bearing - Ball	2	18	92-0687	Gear - 16T	1
2	92-0753	Ring - Retaining	1	19	92-0672	Gear - 18T	1
3	92-0740	Washer - Thrust	3	20	92-0754	Ring - Retaining	1
4	92-0781	Bearing - Needle	4	21	92-0673	Gear - 14T	1
5	92-0820	Gear - 27T	1	22	92-0650	Bearing - Ball	1
6	92-0667	Ring - Synchro	3	23	92-0665	Key - Synchro	6
7	92-0668	Shifter - Synchro	2	24	92-0822	Gear - 28T	1
8	251-346	Bearing - Ball	1	25	92-0679	Gear - 23T	1
9	92-0824	Shaft - Reverse Idler	1	26	92-0680	Collar	1
10	92-0684	Gear - 33T	1	27	92-0823	Gear - 43T	1
11	92-0778	Bearing - Ball	2	28	92-0674	Shaft - Reduction	1
12	92-0664	Hub - Synchro	2	29	92-0682	Washer - Thrust	1
13	92-0666	Spring - Synchro	4	30	92-0681	Bearing - Needle	2
14	92-0763	Ring - Retaining	3	31	92-0677	Gear - 49T	1
15	92-0821	Gear - 24T	1	32	92-0819	Gear - 40T	1
16	92-0663	Shaft - Main	1	33	92-0782	Bearing - Needle	1
17	92-0772	Key	2				

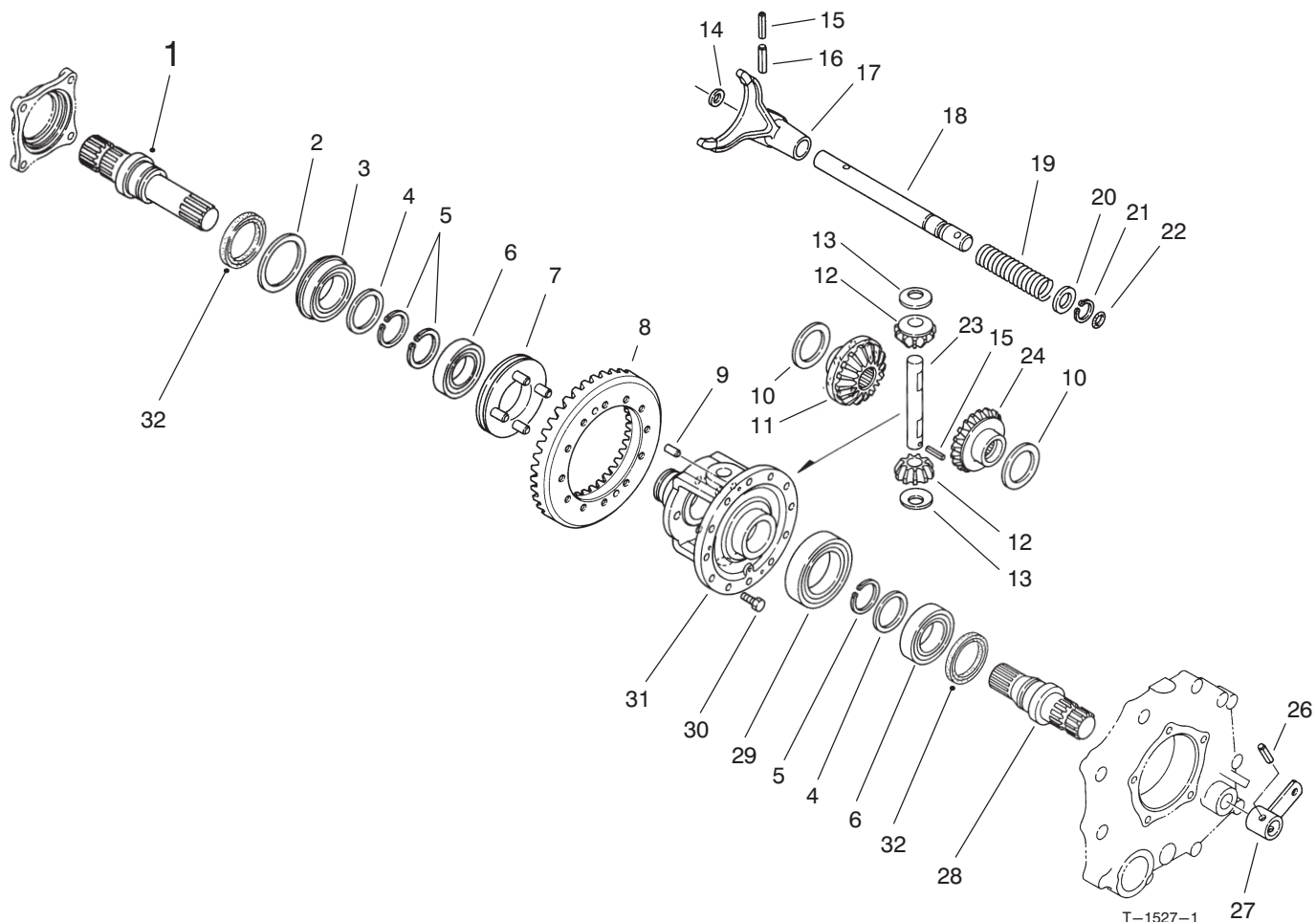


T-1530-1

SHIFT FORK ASSEMBLY

Ref. No.	Part No.	Description	No. Used
1	92-0785	Ball	3
2	92-0731	Spring - Compression	3
3	92-0700	Fork - Shift R-1	1
4	92-0769	Pin - Spring	2
5	92-0817	Arm - Shift Fork 2-3	1
6	92-0701	Fork - Shift 2-3	1
7	92-0699	Shaft - Fork 2-3	1
8	92-0732	Plate - Keeper	3
9	48-7700	Screw - Cap Hex. Hd.	3

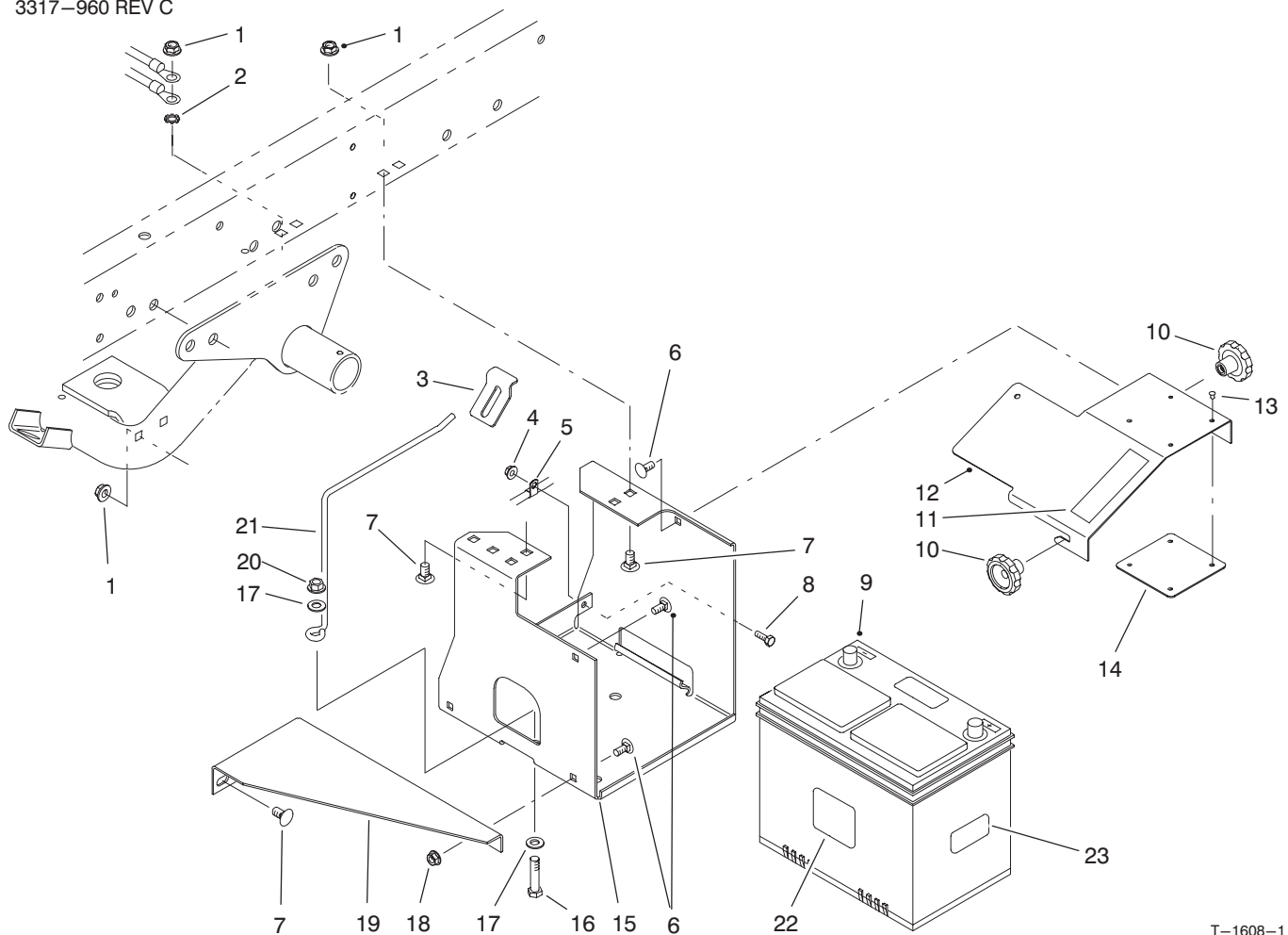
Ref. No.	Part No.	Description	No. Used
10	92-0729	Seal - Oil	3
14	92-0698	Shaft - Fork R-1	1
15	92-0816	Arm - Shift Fork R-1	1
16	92-0708	Shaft - Fork Hi-Lo	1
17	92-0709	Fork - Shift Hi-Lo	1
18	92-0761	Ring - Retaining	1
19	92-0818	Arm - Shift Fork Hi-Lo	1
20	92-0705	Lock - Spindle	1
21	42-9850	Washer - Lock	3



DIFFERENTIAL GEAR ASSEMBLY

Ref. No.	Part No.	Description	No. Used
1	92-0726	Shaft - Axle R.H.	1
2	92-0728	Washer	1
3	92-0780	Bearing - Ball	1
4	92-0727	Washer	2
5	92-0756	Ring - Retaining	3
6	92-0775	Bearing - Ball	2
7	92-0730	Slider - Differential Lock	1
8	92-0710	Ring Gear Assembly (Incl. Counter Shaft)	1
9	92-0765	Pin - Alignment	2
10	92-0747	Washer - Thrust	2
11	92-0746	Gear - Side R.H.	1
12	92-0748	Gear - Pinion	2
13	92-0750	Washer	2
14	92-0744	Washer	1
15	92-0768	Pin - Spring	2

Ref. No.	Part No.	Description	No. Used
16	92-0771	Pin - Spring	1
17	92-0721	Fork - Differential Lock	1
18	92-0722	Shaft - Lock Fork	1
19	92-0723	Spring - Compression	1
20	92-0733	Washer	1
21	92-0753	Ring - Retaining	1
22	92-0787	O-Ring	1
23	92-0749	Shaft - Pinion	1
24	92-0745	Gear - Side L.H.	1
26	92-0770	Pin - Spring	1
27	92-0724	Arm - Differential Lock	1
28	92-0725	Shaft - Axle L.H.	1
29	92-0776	Bearing - Ball	1
30	92-0803	Screw - Hex. Flange Hd.	12
31	92-0720	Case - Differential	1
32	92-0793	Seal - Oil	2

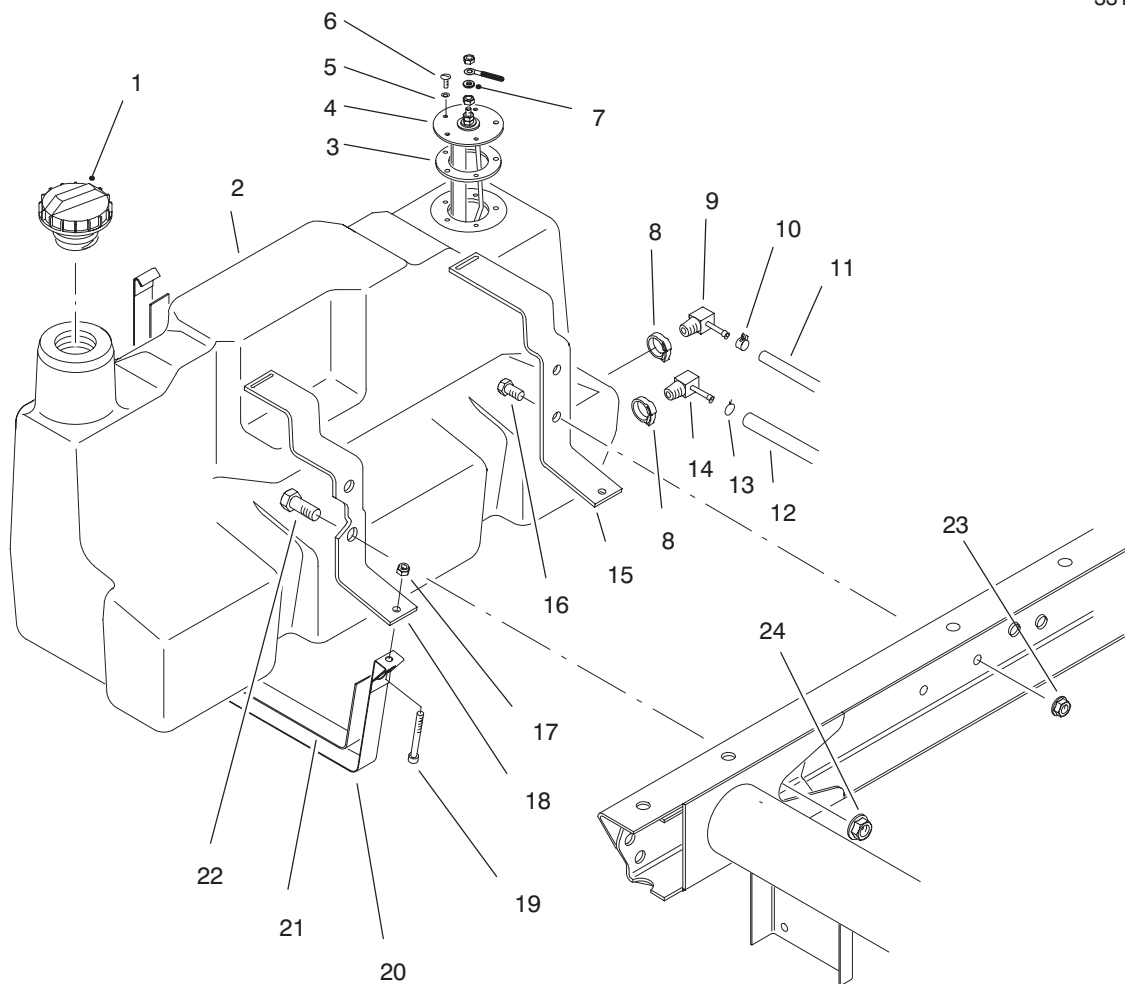


T-1608-1

BATTERY MOUNT ASSEMBLY

Ref. No.	Part No.	Description	No. Used
1	3290-357	Nut - Flange Lock	6
2	3255-9	Washer - Lock ETLW	1
3	87-7610	Tab - Battery Support	1
4	32128-33	Nut - Flange Lock	1
5	2412-89	Clamp - R	1
6	3230-23	Bolt - Carriage	4
7	3231-21	Bolt - Carriage	6
8	321-4	Screw - Cap Hex. Hd.	1
9	55-7290	Battery	1
10	19-4050	Knob	2
11	36-3400	Decal - No Step	1
11	93-6687	Decal - No Step (Europe)	1
11	84-2780	Decal - No Step (Japan)	1

Ref. No.	Part No.	Description	No. Used
12	87-5130	Cover - Battery Base	1
13	3296-27	Rivet - Plastic	4
14	87-7620	Shield - Plastic	1
15	87-5120	Bracket - Battery Base	1
16	323-9	Screw - Cap Hex. Hd.	1
17	3256-24	Washer - Flat	2
18	32128-20	Nut - Flange Lock	2
19	87-5110	Support - Lower	1
20	3296-39	Nut - Flange Lock	1
21	87-7600	Rod - Battery Support	1
22	93-6668	Decal - Charging (Europe)	1
23	93-7276	Decal - Danger (Europe)	1

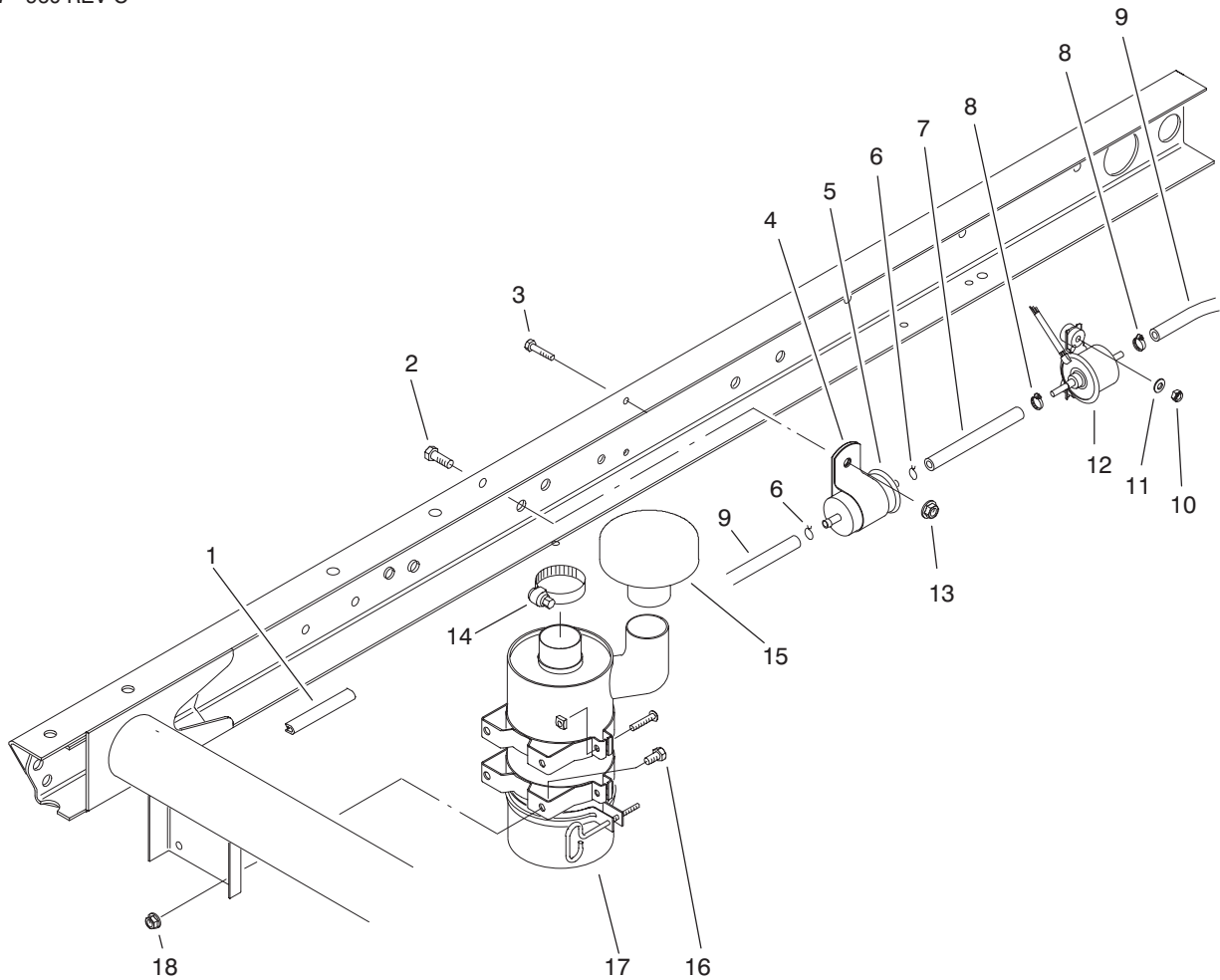


T-1609-1

FUEL TANK ASSEMBLY

Ref. No.	Part No.	Description	No. Used	Ref. No.	Part No.	Description	No. Used
1	93-3101	Cap - Fuel (US)	1	12	63-9640	Hose - Fuel	2
*	93-7170	Cap - Fuel (CE)	1	13	92-2379	Clamp - Hose	1
2	94-3801	Fuel Tank Assembly (Incl. Ref. #8, 9 & 14)	1	14	353-781	Fitting - Fuel 90°	1
3	62-7650	Gasket - Sending Unit	1	15	87-3140	Support - Rear	1
4	63-7640	Unit - Sending	1	16	323-4	Screw - Cap Hex. Hd.	2
5	3253-15	Washer - Lock	5	17	3296-42	Nut - Lock	2
6	32122-24	Screw - Round Hd	5	18	87-3150	Support - Front	1
7	5-3637	Washer - Flat	1	19	3274-54	Screw - Hex. Socket Hd.	2
8	2412-36	Clamp	2	20	87-3160	Strap - Tank Support	2
9	76-4430	Fitting - Fuel 90°	1	21	87-3170	Pad - Tank Support Strap	2
10	2412-108	Clamp - Hose	1	22	3234-38	Screw - Cap Hex. Hd.	2
11	75-4701	Hose - Fuel	1	23	3290-357	Nut - Flange	2
				24	32128-23	Nut - Flange	2

*Not Illustrated

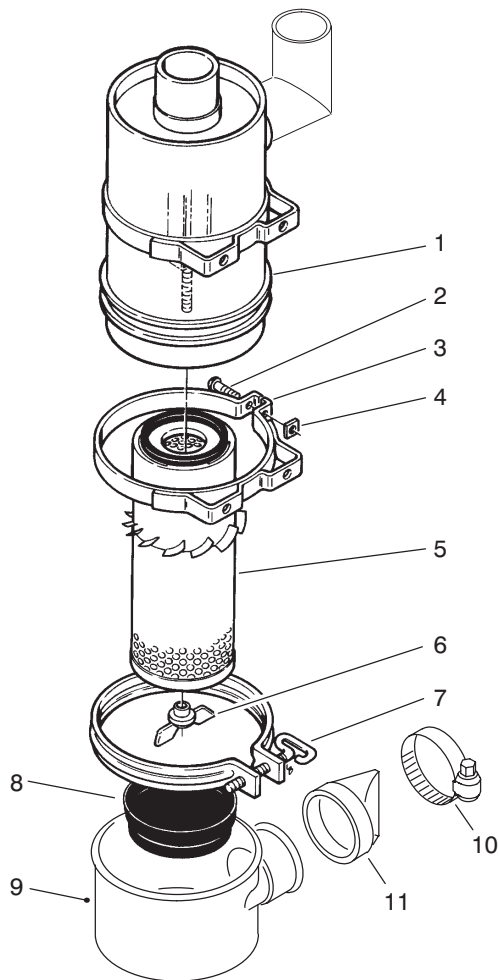


T-1738-2

AIR CLEANER & FUEL SUPPLY ASSEMBLY

Ref. No.	Part No.	Description	No. Used
1	43-4300	Trim	1
2	323-6	Screw - Cap Hex. Hd.	1
3	48-7650	Screw - Cap Hex. Hd.	2
4	2412-96	Clamp - R	1
5	18-1520	Filter - Fuel	1
6	92-2379	Clamp - Hose	2
7	71-2690	Hose - Fuel	1
8	2412-108	Clamp - Hose	2
9	47-2964	Hose - Fuel	1

Ref. No.	Part No.	Description	No. Used
10	49-7810	Nut - Lock	2
11	3256-67	Washer - Flat	2
12	92-2007	Pump - Fuel	2
13	3290-357	Nut - Flange	1
14	2412-92	Clamp - Hose	1
15	46-7510	Hood - Air Inlet	1
16	322-2	Screw - Cap Hex. Hd.	4
17	94-5235	Air Cleaner Assembly	1
18	32128-20	Nut - Flange	4

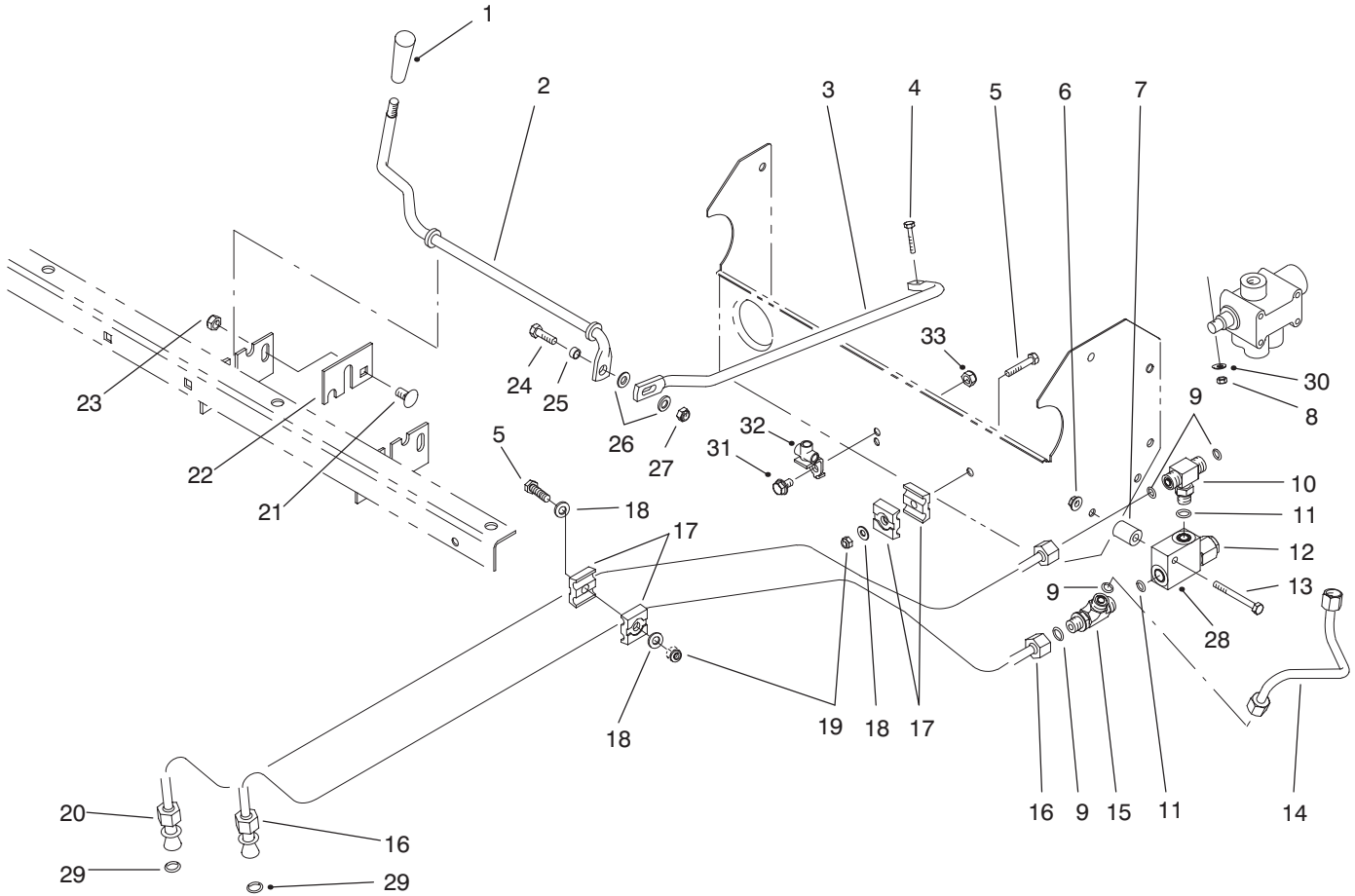


T-2507

AIR CLEANER ASSEMBLY

Ref. No.	Part No.	Description	No. Used	Ref. No.	Part No.	Description	No. Used
1		Body	1	7	33-1340	Clamp Assembly	1
2	3258-19	Screw - Round Head	2	8	33-1310	Baffle	1
3	33-1350	Band Assembly (Incl. Ref. #2 & 4)	2	9	87-9390	Cup	1
4	32107-11	Nut - Square	2	10	2412-130	Clamp - Hose	1
5	33-1300	Assembly - Element	1	11	87-9400	Valve	1
6	33-1330	Assembly - Nut	1	*	94-5235	Air Cleaner (Complete) (Incl. Ref. #1 & 5-11)	1

*Not Illustrated



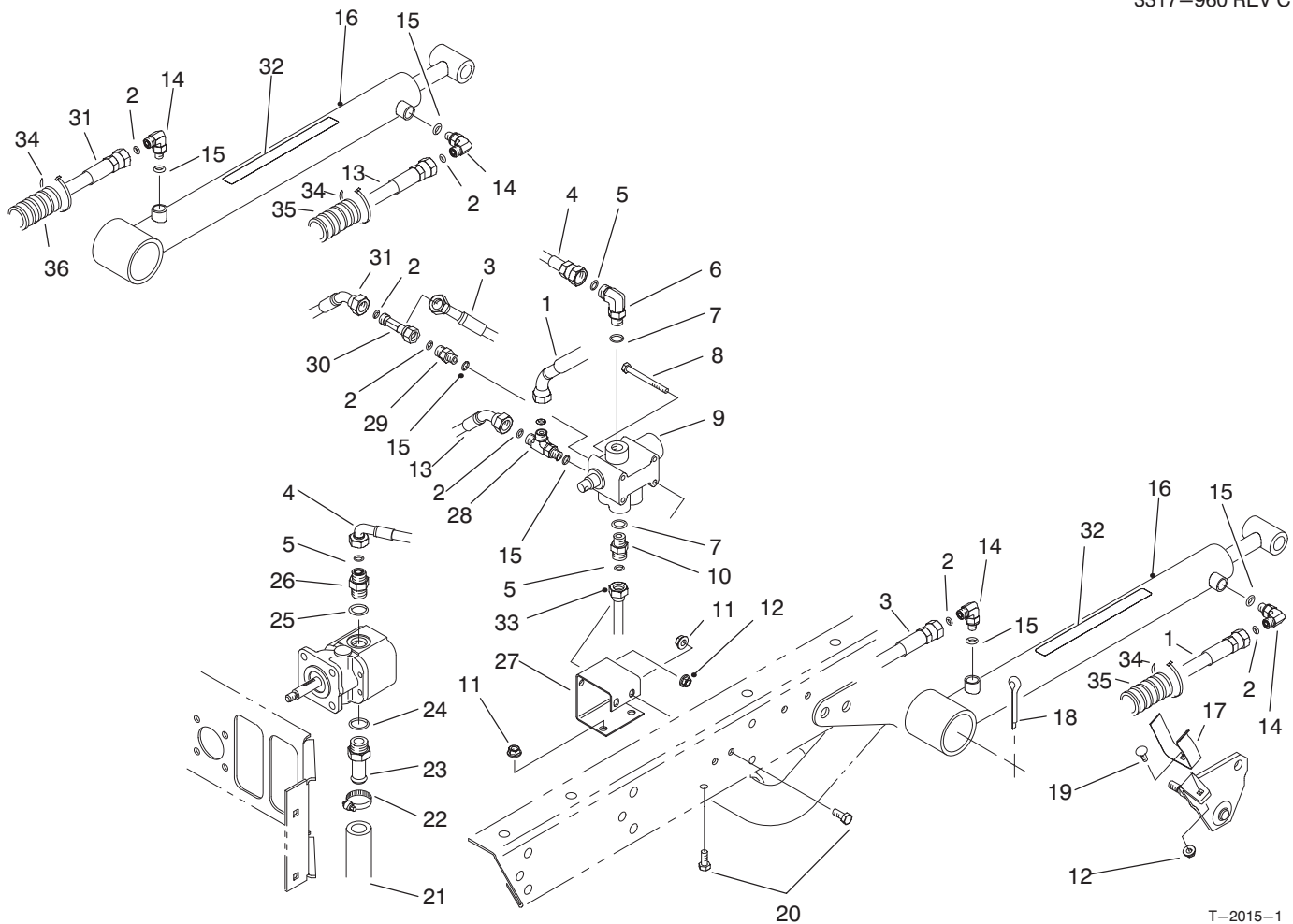
T-1610-1

LIFT VALVE LINKAGE ASSEMBLY

Ref. No.	Part No.	Description	No. Used
1	233-39	Knob	1
2	87-4500	Rod - Pivot	1
3	87-4510	Rod - Connecting	1
4	87-5150	Screw - Cap Hex. Hd.	1
5	321-9	Screw - Cap Hex. Hd.	2
6	32128-33	Nut - Flange Lock	1
7	75-9610	Spacer	1
8	87-5140	Nut - Lock	1
9	237-22	Seal - O-Ring	4
10	340-94	Fitting - Hydraulic Tee (Incl. Ref. #9 & 11)	1
11	237-42	Seal - O-Ring	2
12	92-2160	Cartridge - Relief Valve	1
13	321-15	Screw - Cap Hex. Hd.	1
14	87-4560	Tube - Hydraulic	1
15	340-86	Fitting - Hydraulic Tee (Incl. Ref. #9 & 11)	1
16	87-9350	Hydraulic Tube Assembly (Incl. Ref. #29)	1
17	56-7973	Clamp - Hydraulic Tube	4

Ref. No.	Part No.	Description	No. Used
18	3256-22	Washer - Flat	3
19	3296-42	Nut - Lock	2
20	87-4540	Hydraulic Tube Assembly (Incl. Ref. #29)	1
21	3231-21	Bolt - Carriage	1
22	87-4490	Bracket - Hold-Down	1
23	3296-39	Nut - Lock	1
24	322-5	Screw - Cap Hex. Hd.	1
25	87-5080	Spacer - Connecting	1
26	3256-23	Washer - Flat	2
27	3296-29	Nut - Lock	1
28	92-2161	Body - Relief Valve	1
29	39-7310	Seal - O-Ring	2
30	3256-14	Washer - Flat	1
31	322-2	Screw - Cap Hex. Hd.	1
32	87-3560	Tee - Brake Tube	1
33	32128-20	Nut - Flange Lock	1
*	87-3680	Assembly - Relief Valve (Incl. Ref. #12 & 28)	1

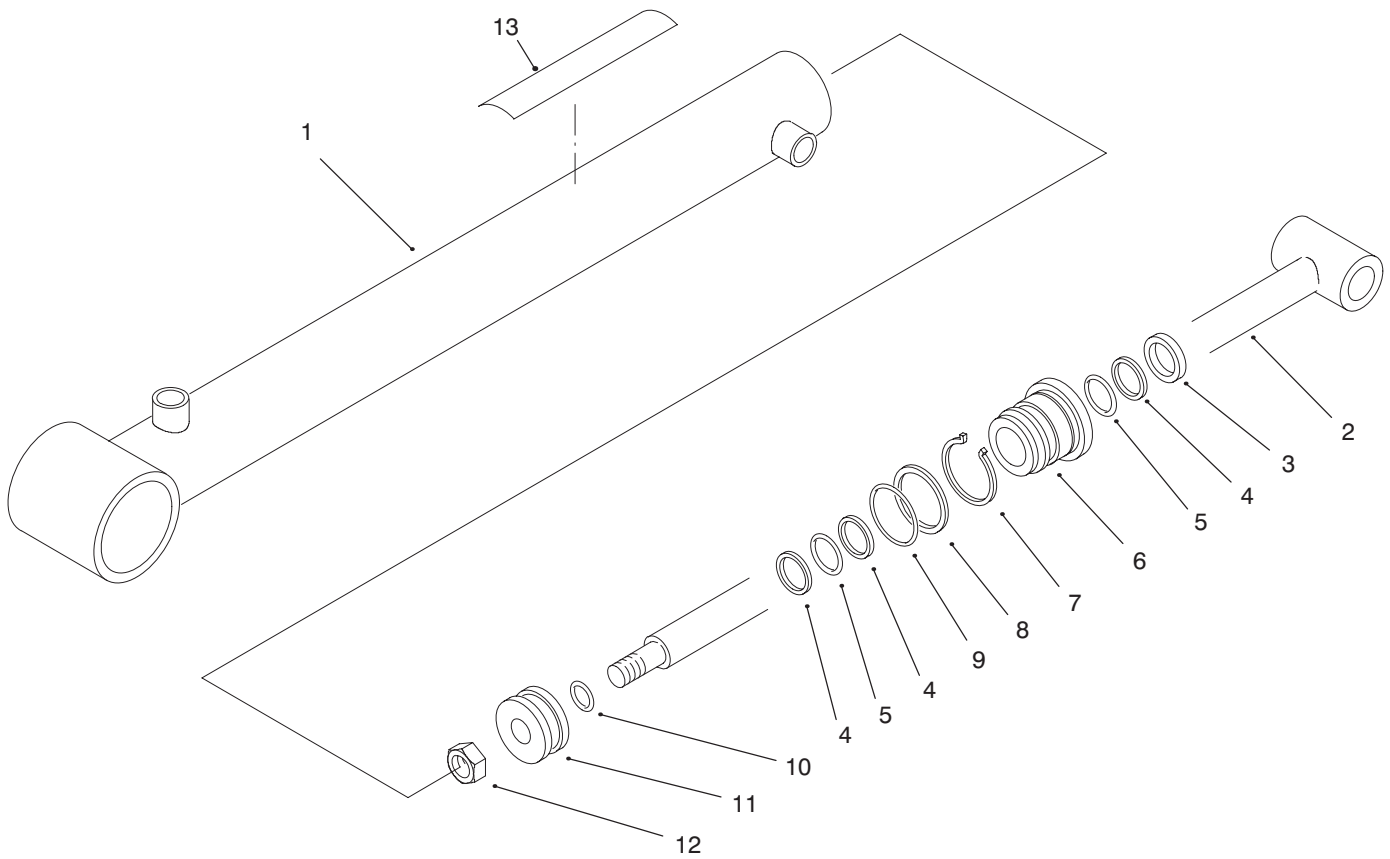
*Not Illustrated



T-2015-1

LIFT VALVE & CYLINDER ASSEMBLY

Ref. No.	Part No.	Description	No. Used	Ref. No.	Part No.	Description	No. Used
1	92-2697	Hose – Hydraulic LH	1	21	87-3670	Hose – Hydraulic	1
2	237-21	Seal – O-Ring	6	22	2412-34	Clamp	1
3	87-4880	Hose – Hydraulic LH	1	23	354-136	Fitting – Hydraulic Straight (Incl. Ref. #24)	1
4	87-4870	Hose – Hydraulic	1	24	237-80	Seal – O-Ring	1
5	237-22	Seal – O-Ring	3	25	237-79	Seal – O-Ring	1
6	340-77	Fitting – Hydraulic 90° (Incl. Ref. #5 & 7)	1	26	340-3	Fitting – Hydraulic Straight (Incl. Ref. #5 & 25)	1
7	237-42	Seal – O-Ring	2	27	87-4520	Bracket – Dump Valve	1
8	321-14	Screw – Cap Hex. Hd.	2	28	340-140	Fitting – Hydraulic Tee (Incl. Ref. #2 & 15)	1
9	43-1950	Valve	1	29	340-92	Fitting – Hydraulic Straight (Incl. Ref. #2 & 15)	1
10	340-2	Fitting – Straight	1	30	340-151	Fitting – Hydraulic Tee (Incl. Ref. #2)	1
11	32128-20	Nut – Flange Head	4	31	87-4900	Hose – Hydraulic RH	1
12	32128-33	Nut – Flange Head	4	32	87-7930	Decal – Warning	2
13	87-4910	Hose – Hydraulic RH	1	32	93-9852	Decal – Warning (Europe)	2
14	340-132	Fitting – Hydraulic 90° (Incl. Ref. #2 & 15)	4	32	92-6415	Decal – Warning (Japan)	2
15	237-78	Seal – O-Ring	4	33	87-4560	Tube – Hydraulic	1
16	94-5203	Hydraulic Cylinder Assy. (Incl. Ref. #32)	2	34	3290-378	Tie – Cable (Europe)	6
17	87-3720	Retainer – Cylinder	2	35	24-7923	Conduit – Hose (Europe)	2
18	3272-37	Pin – Cotter	2	36	24-7922	Conduit – Hose (Europe)	1
19	3229-25	Screw – Carriage	2				
20	322-3	Screw – Cap Hex. Hd.	4				



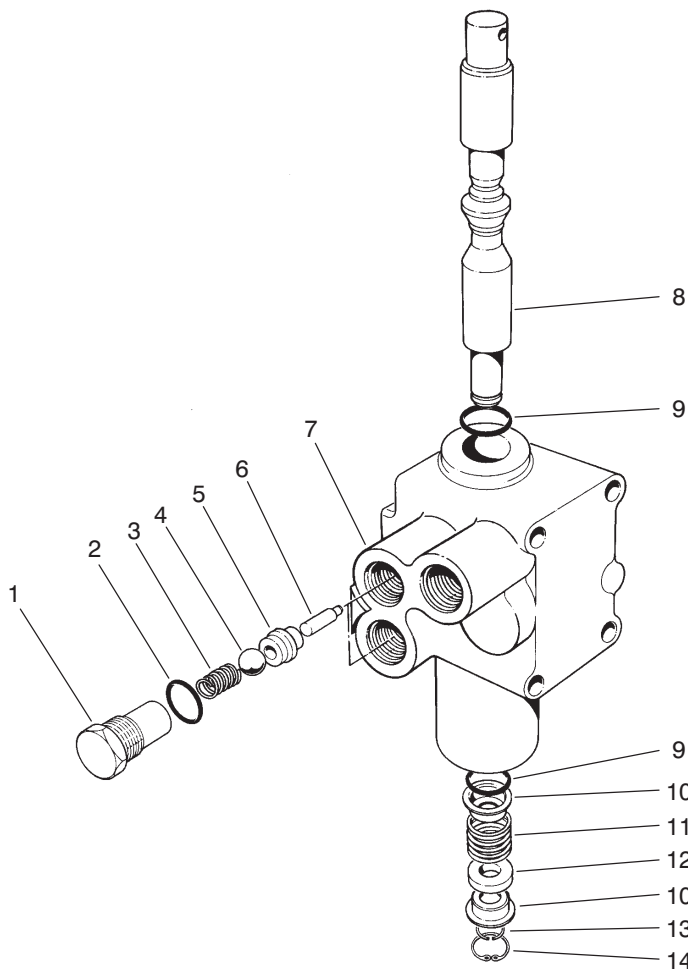
T-2342-1

LIFT CYLINDER NO. 94-5203

Ref. No.	Part No.	Description	No. Used
1	94-5206	Barrel Assembly	1
2	94-5207	Shaft	1
3		Seal - Dust	1
4		Backup	3
5		Seal - O-Ring	2
6	92-2162	Head	1
7	84-1680	Ring - Retaining	1
8		Backup	1

Ref. No.	Part No.	Description	No. Used
9		Seal - O-Ring	1
10		Seal - O-Ring	1
11	43-5150	Piston	1
12	32152-10	Nut	1
13	87-7930	Decal - Warning	1
*	92-2165	Kit - Repair (Incl. Ref. #3-5 & 8-10)	1

*Not Illustrated

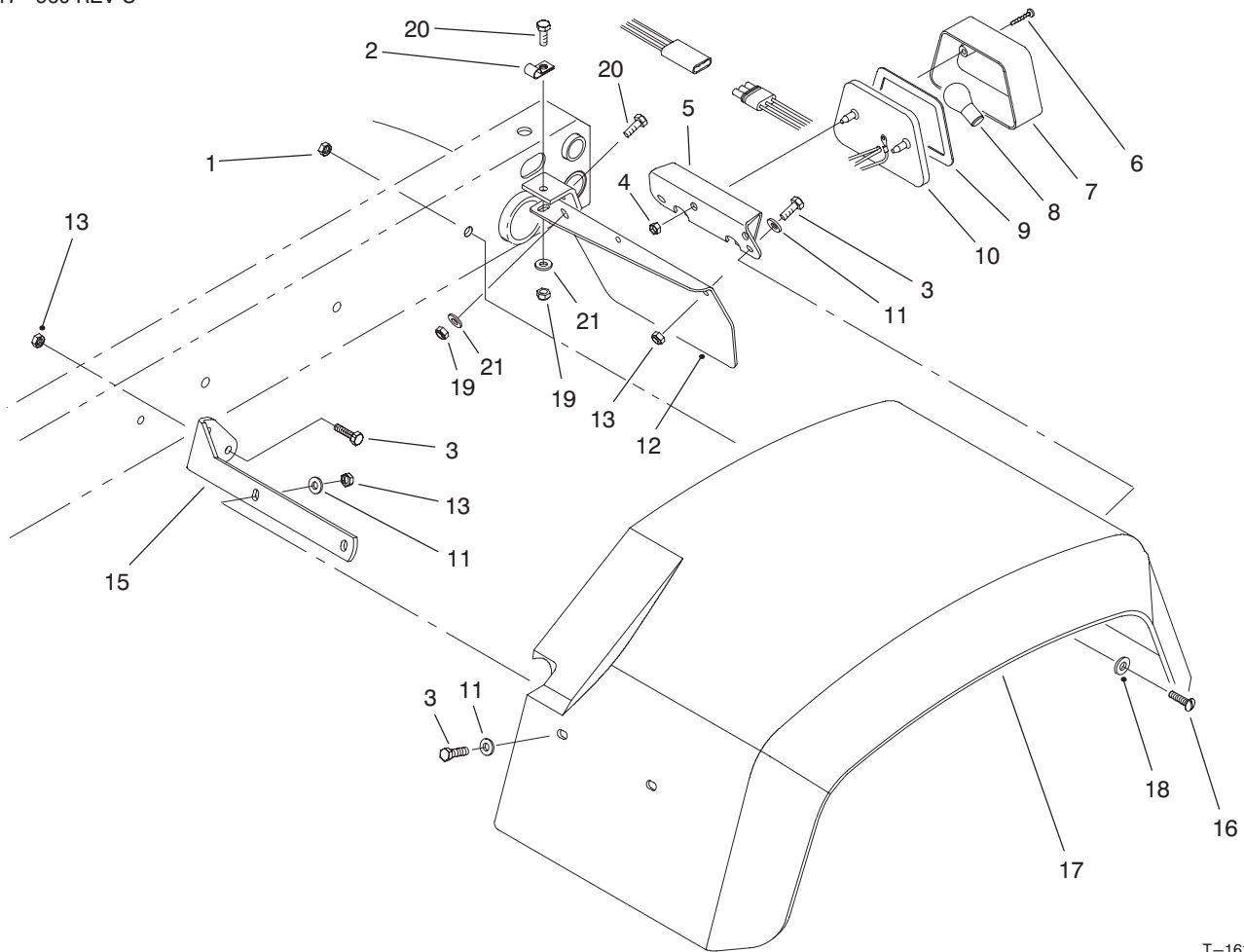


T-0280-1

CONTROL VALVE ASSEMBLY NO. 43-1950

Ref. No.	Part No.	Description	No. Used
1	22-8330	Plug	2
2	237-42	O-Ring	2
3	22-8340	Spring	2
4	22-8350	Ball	2
5	22-8370	Seat-Check Valve	2
6	22-8360	Pin - Cam	2
7		Body	1

Ref. No.	Part No.	Description	No. Used
8	22-8420	Spool	1
9	22-8500	O-Ring	2
10	22-8380	Retainer - Spring	2
11	22-8410	Spring	1
12	23-3030	Spacer	1
13	22-8480	Ring - Retaining, Spool	1
14	22-8490	Ring - Retaining	1



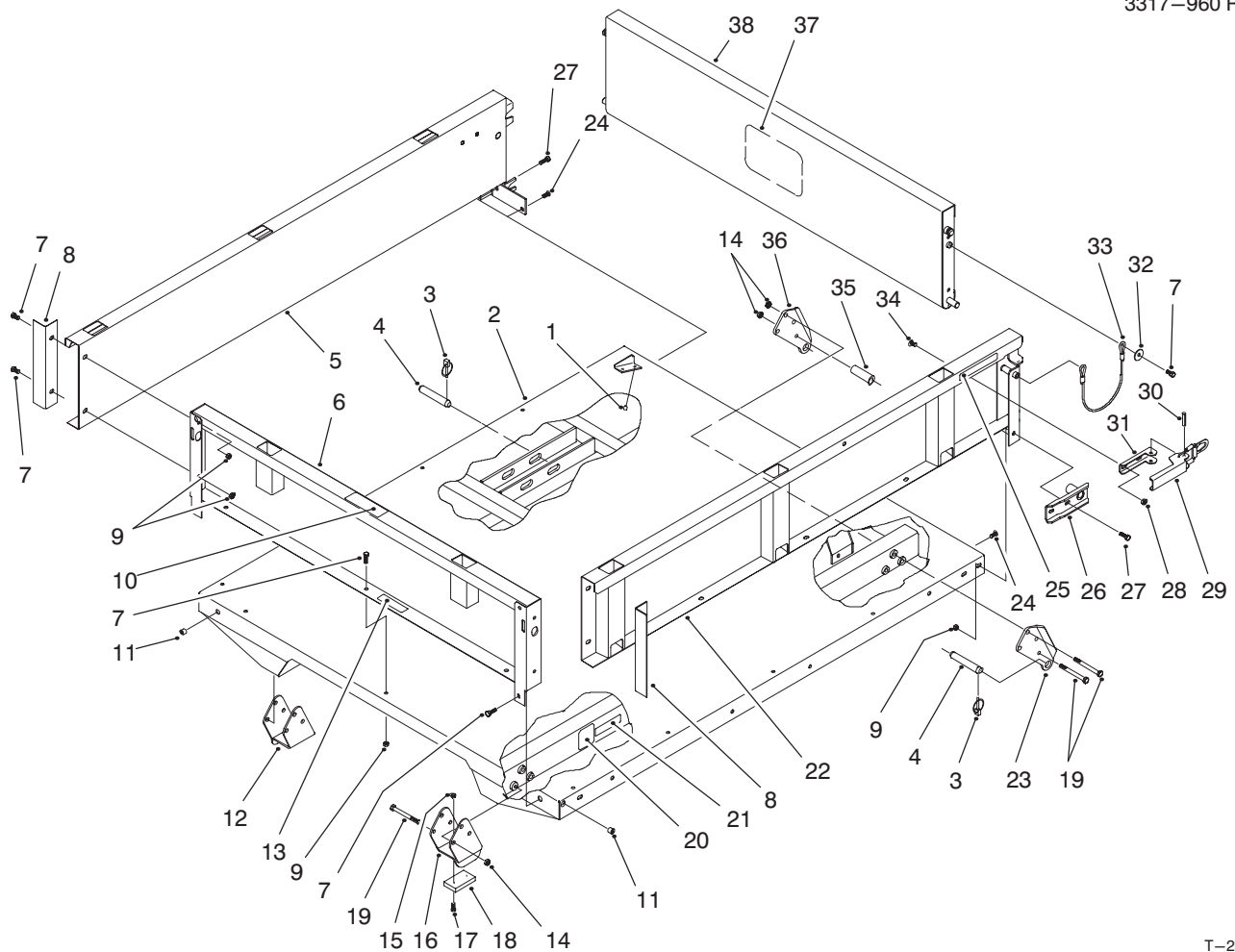
T-1613-1

REAR FENDER & TAIL LIGHT ASSEMBLY

Ref. No.	Part No.	Description	No. Used
1	3296-39	Nut - Lock	6
2	2412-93	Clamp - R	1
3	321-6	Screw - Cap Hex. Hd.	12
4	3290-506	Palnut	2
5	87-5770	U-Bracket - Tail Light	1
6	32144-93	Screw - Self Tapping	2
7	87-6300	Lens	1
8		Bulb (#1157 Std. 12 Volt)	1
9	87-6310	Gasket	1
10	87-2110	Tail Light Assembly (Incl. Ref. #6-9)	1

Ref. No.	Part No.	Description	No. Used
11	3256-22	Washer - Flat	12
12	93-8943	Plate - Tail Light LH	1
*	93-8944	Plate - Tail Light RH	1
13	3296-42	Nut - Lock	16
15	93-8941	Bracket - Front LH	1
*	93-8942	Bracket - Front RH	1
16	3274-94	Screw - Socket Button Hd.	6
17	87-6660	Fender - Rear 24"	2
18	3256-24	Washer - Flat	6
19	3296-29	Nut - Lock	4
20	322-5	Screw - Cap Hex. Hd.	4
21	3256-23	Washer - Flat	4

*Not Illustrated



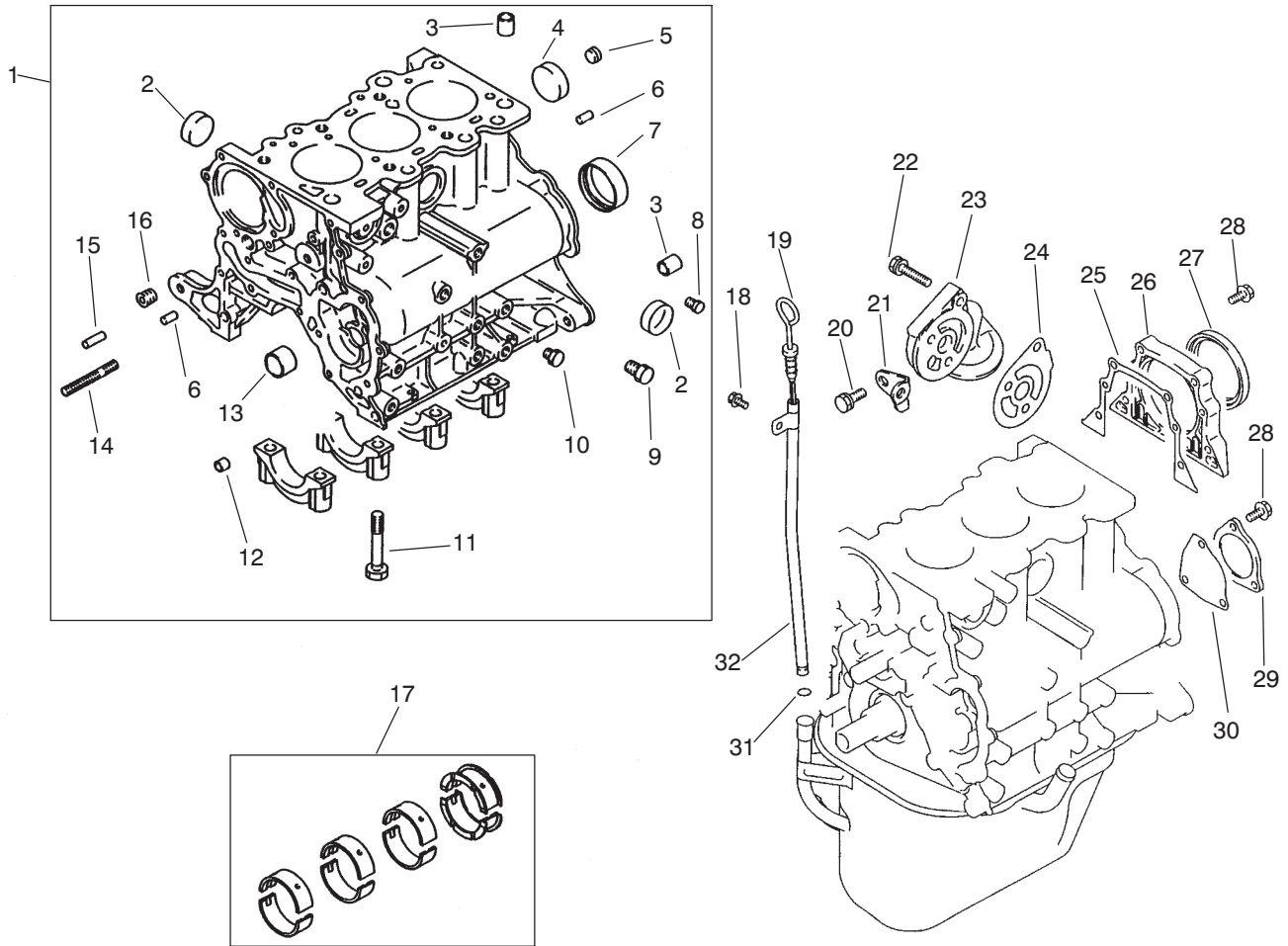
T-2382-1

BED & BED SIDE ASSEMBLY (Standard Equipment on Model 07202 Only)

Ref. No.	Part No.	Description	No. Used
1	32148-6	Insert - Threaded	4
2	93-9724	Bed	1
3	92-1298	Pin - Lynch	8
4	92-1233	Pin - Clevis	4
5	92-1255	Panel - Side RH	1
6	92-5974	Panel - Front	1
7	3234-7	Screw	21
8	92-1320	Angle - Side	2
9	32128-35	Nut - Lock Flange	23
10	92-5955	Decal - No Riders	1
11	32148-7	Nut - Clinch	4
12	93-9723	Spacer - Bracket RH	1
†13		Decal - Serial Plate	1
14	3296-44	Nut - Lock	14
15	3296-42	Nut - Lock	4
16	93-9722	Spacer - Bracket LH	1
17	3250-45	Screw - Pan Hd.	4
18	93-9719	Block - Wear	2
19	323-42	Screw - Hex.	14

Ref. No.	Part No.	Description	No. Used
20	93-1312	Decal - Warning	2
†21		Decal - CE	1
22	92-1248	Panel - Side LH	1
23	93-9720	Plate - Pivot Long LH	2
24	3230-1	Screw - Carriage	2
25	92-1319	Decal - Caution	2
26	92-1265	Bracket - Pivot	2
27	3234-29	Screw	6
28	32128-20	Nut - Lock Flange	4
29	92-9146	Latch - Handle	2
30	32121-25	Pin - Roll	2
31	92-1271	Pivot - Latch	2
32	3256-57	Washer - Flat	4
33	93-9595	Lanyard - Tailgate	2
34	3230-15	Screw - Carriage	4
35	93-9575	Tube - Flatbed Pivot	2
36	93-9721	Plate - Pivot Long RH	2
37	92-1242	Decal - Toro	1
38	92-1259	Tailgate - Rear	1

†Not available separately

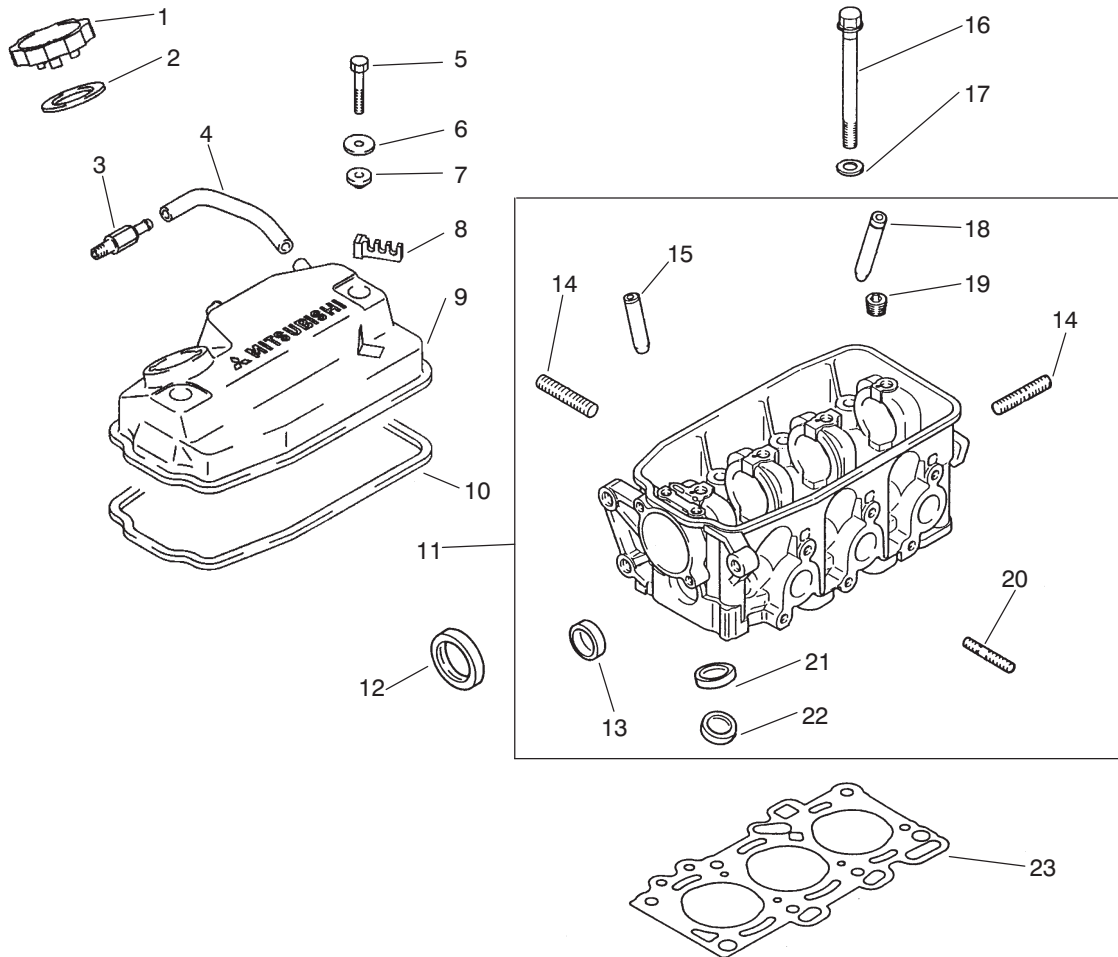


T-1631-1

CYLINDER BLOCK ASSEMBLY

Ref. No.	Part No.	Description	No. Used
1	92-2006	Assembly - Crankcase (Incl. Ref. #2-16)	1
2	92-2151	Cap - Sealing	3
3	92-2152	Bushing	4
4	92-1994	Cap - Sealing	1
5	92-1935	Plug - Taper	1
6	92-2148	Pin - Dowel	2
7	92-1982	Bearing - Ring	1
8	92-1902	Plug - Taper	1
9	56-0100	Plug - Taper	1
10	92-1910	Plug - Taper	1
11	67-2250	Bolt	8
12	67-2360	Bushing	4
13	92-1981	Bearing - Front	1
14	92-5107	Stud	1
15	92-1958	Pin - Dowel	1
16	67-2390	Plug - Taper	1

Ref. No.	Part No.	Description	No. Used
17	92-1956	Bearing - Set, Main	1
18	92-5112	Bolt - Flange Head	1
19	92-5110	Gauge - Oil Level	1
20	92-2144	Bolt	2
21	92-5109	Stay - Oil Filter	1
22	92-2143	Bolt	3
23	92-2012	Bracket - Oil Filter	1
24	92-5108	Gasket - Bracket	1
25	92-1987	Gasket	1
26	92-2045	Housing - Seal, Oil	1
27	92-1952	Seal - Oil	1
28	92-2131	Bolt - Flange Head	7
29	92-1945	Cover - Rear	1
30	92-1991	Gasket	1
31	92-1925	O-Ring	1
32	92-5111	Guide - Oil Level Gauge	1



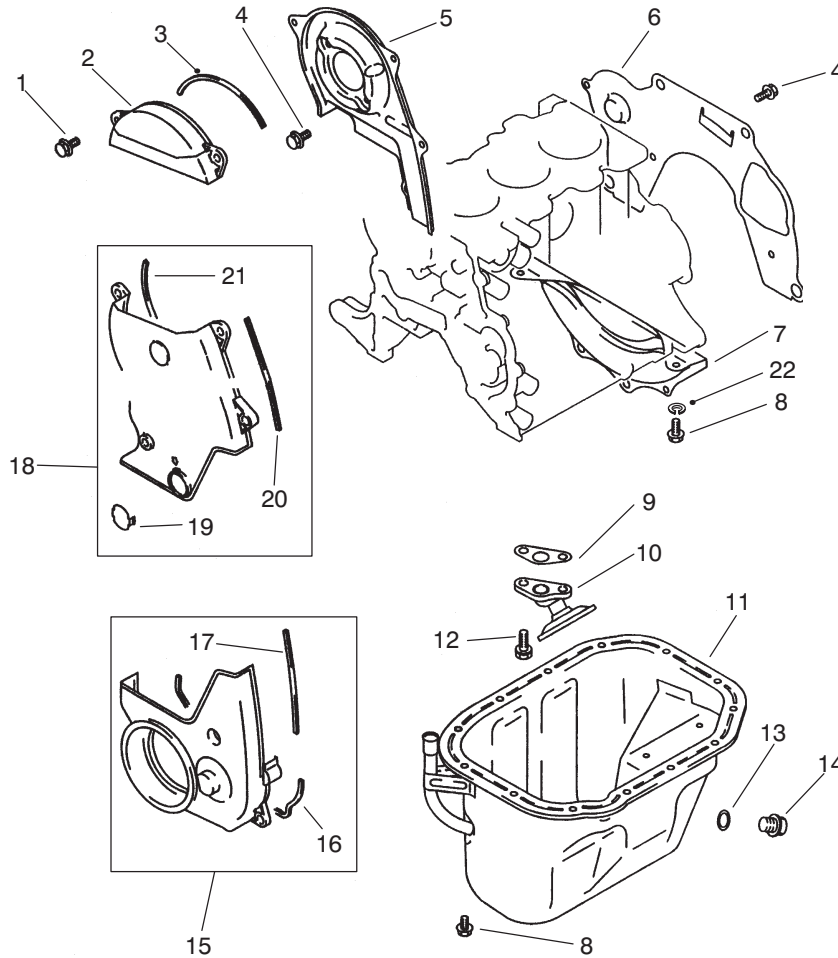
T-1630-1

ROCKER COVER & CYLINDER HEAD ASSEMBLY

Ref. No.	Part No.	Description	No. Used
1	92-1975	Cap - Oil (Incl. Ref. #2)	1
2	92-1943	Packing	1
3	92-2050	PCV Valve	1
4	92-2026	Hose - PCV Valve	1
5	92-2128	Bolt - Cover	2
6	92-2063	Washer	2
7	92-1929	Seal - Oil	2
8	92-1915	Clamp - Cable	1
9	94-5231	Assembly - Cover (Incl. Ref. #8 & 10)	1
10	92-1944	Gasket - Cover, Rocker	1
11	92-2034	Head - Cylinder (Incl. Ref. #13-15 & 18-22)	1
12	92-2021	Seal - Oil	1
13	92-2151	Cap - Sealing	1
14	42-9560	Stud	3
15	92-1926	Guide - Intake Valve (.05 mm OS)	3
*	92-5103	Guide - Intake Valve (.25 mm OS)	3
*	92-5104	Guide - Intake Valve (.50 mm OS)	3

Ref. No.	Part No.	Description	No. Used
16	92-1971	Bolt	8
17	92-1903	Washer	8
18	92-1911	Guide - Exhaust Valve (.05 mm OS)	1
*	92-5105	Guide - Exhaust Valve (.25 mm OS)	1
*	92-5106	Guide - Exhaust Valve (.50 mm OS)	1
19	92-1916	Plug - Taper	1
20	92-1905	Stud	6
21	92-1959	Seat - Intake Valve (.30 mm OS)	3
*	92-5102	Seat - Intake Valve (.60 mm OS)	3
22	92-1976	Seat - Exhaust Valve (.30 mm OS)	3
*	92-5101	Seat - Exhaust Valve (.60 mm OS)	3
23	92-1997	Gasket - Cylinder	1

*Not Illustrated

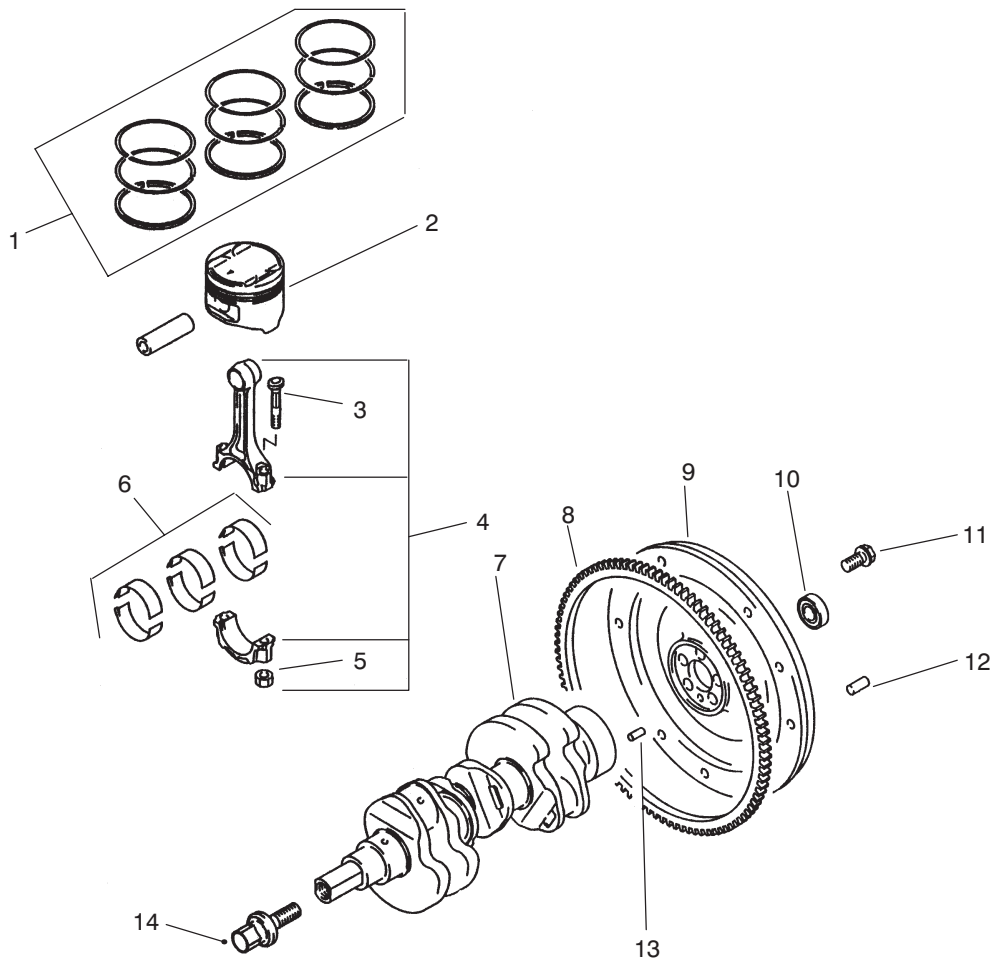


T-1632-1

COVERS & OIL PAN ASSEMBLY

Ref. No.	Part No.	Description	No. Used
1	92-5113	Bolt - Flange Head	3
2	92-1965	Assembly - Cover (Incl. Ref.#3)	1
3	92-1962	Gasket	1
4	92-2131	Bolt - Flange Head	2
5	92-2035	Cover - Front	1
6	92-1937	Plate - Rear	1
7	92-1938	Cover - Bell Housing	1
8	48-7610	Bolt - Hex. Head	2
9	92-1988	Gasket - Oil	1
10	92-2019	Strainer - Oil	1
11	92-2053	Assembly - Oil Pan (Incl. Ref.#13-14)	1

Ref. No.	Part No.	Description	No. Used
12	92-2137	Bolt/washer	2
13	92-1921	Gasket - Oil	1
14	92-1920	Plug - Oil	1
15	92-1967	Assembly - Cover (Incl. Ref. #16-17)	1
16	92-1939	Gasket	1
17	92-1940	Gasket	1
18	92-1996	Assembly - Cover, Front (Incl. Ref.#19-21)	1
19	92-1907	Cover - Access	1
20	92-1962	Gasket	1
21	92-1966	Gasket	1
22	3253-3	Washer - Lock	2

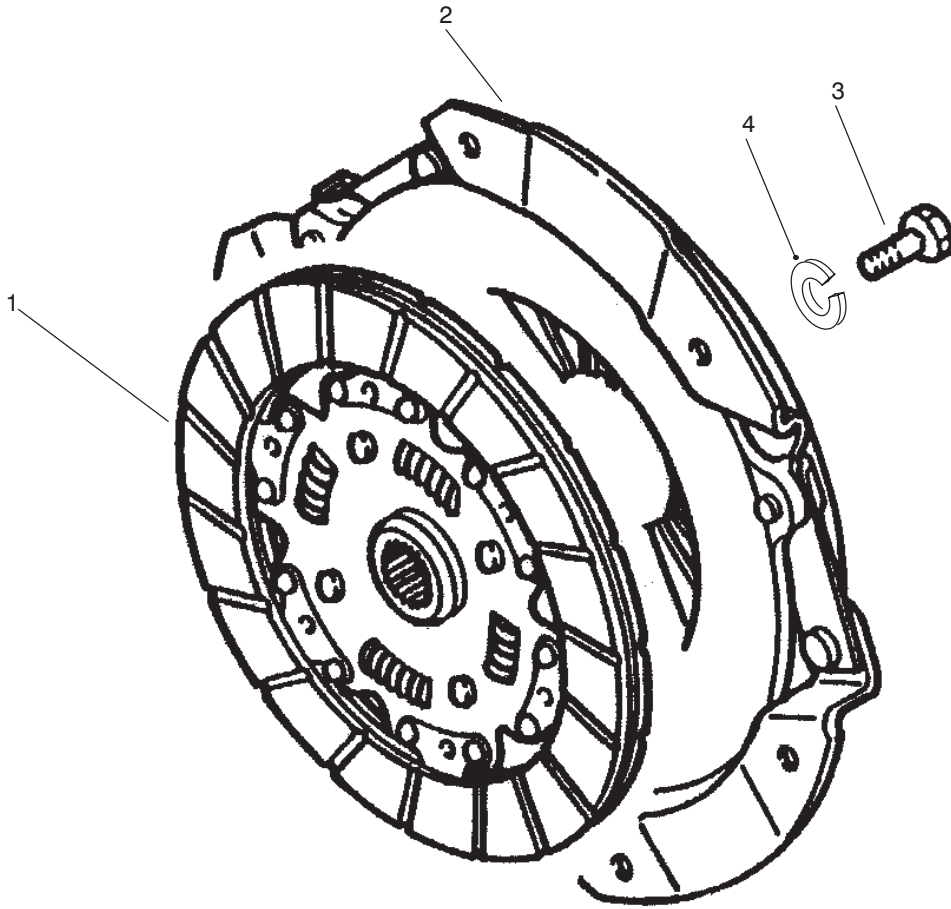


T-1633-1

PISTON & CRANKSHAFT ASSEMBLY

Ref. No.	Part No.	Description	No. Used	Ref. No.	Part No.	Description	No. Used
1	92-2014	Piston Ring Set (Std.)	1	3	92-2003	Bolt – Connecting Rod	6
*	92-5118	Piston Ring Set (.25 mm OS)	1	4	92-1999	Rod – Connecting (Incl. Ref. #3 & 5)	3
*	92-2015	Piston Ring Set (.50 mm OS)	1	5	92-1923	Nut	6
*	92-5120	Piston Ring Set (.75 mm OS)	1	6	92-1957	Rod Bearing Set	1
*	92-5121	Piston Ring Set (1.00 mm OS)	1	7	92-1995	Assembly – Crankshaft	1
2	92-2005	Piston & Pin (Std.)	3	8	92-1942	Gear – Ring	1
*	92-2013	Piston & Pin (.50 mm OS)	3	9	92-1980	Flywheel	1
*	92-5116	Piston & Pin (.75 mm OS)	3	10	92-1914	Bearing – Ball	1
*	92-5117	Piston & Pin (1.00 mm OS)	3	11	92-1934	Bolt – Flywheel	5
				12	42-7160	Pin – Dowel	3
				13	92-2148	Pin – Dowel	1
				14	92-2057	Bolt – Crankshaft PTO	1

*Not Illustrated

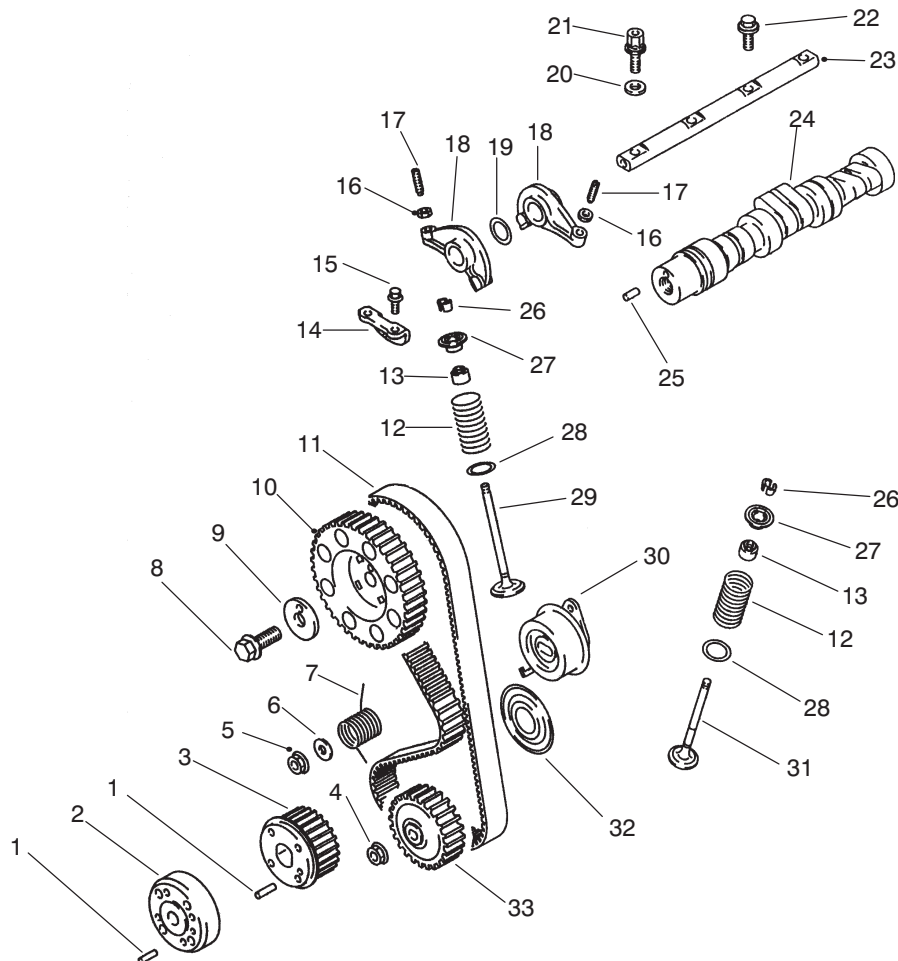


T-1644-1

CLUTCH & CLUTCH RELEASE ASSEMBLY

Ref. No.	Part No.	Description	No. Used
1	87-3190	Disc - Clutch	1
2	87-3180	Cover - Clutch	1

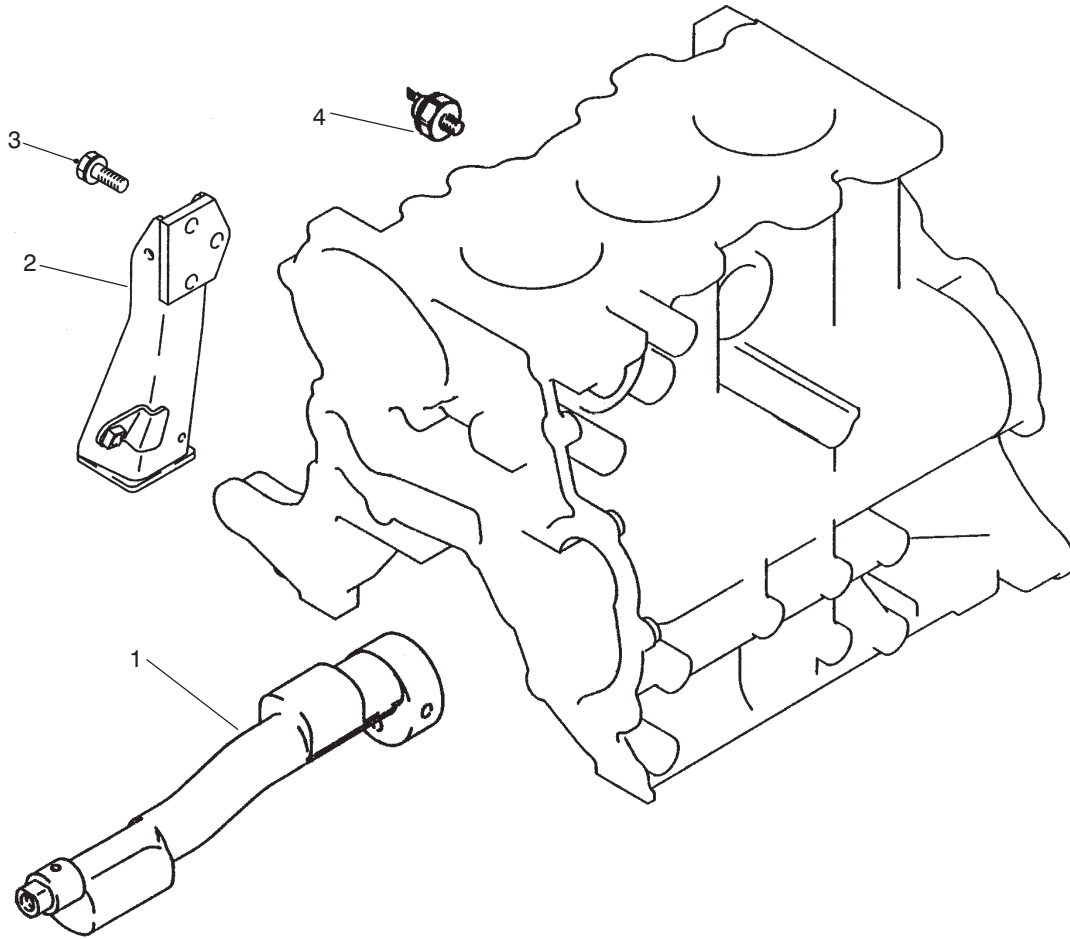
Ref. No.	Part No.	Description	No. Used
3	48-7700	Bolt	6
4	3253-4	Washer - Lock	6



T-1634-1

CAMSHAFT & VALVES ASSEMBLY

Ref. No.	Part No.	Description	No. Used	Ref. No.	Part No.	Description	No. Used
1	92-2149	Pin	2	17	92-1953	Screw - Adjusting	6
2	92-2062	Assembly - PTO Adapter (Incl. Ref.#1)	1	18	92-1947	Arm - Rocker	6
3	92-2061	Assembly - PTO Sprocket (Incl. Ref.#1)	1	19	92-1930	Washer - Wave	2
4	92-5122	Nut - Timing Belt	1	20	92-1972	Washer	2
5	92-2145	Nut - Flange	1	21	92-2017	Bolt - Rocker Shaft	2
6	92-2147	Washer	1	22	92-2018	Bolt - Rocker Shaft	2
7	92-2001	Spring	1	23	92-1973	Shaft - Rocker Arm	1
8	92-2135	Bolt - Flange Head	1	24	92-2049	Assembly - Camshaft (Incl. Ref.#25)	1
9	92-1922	Washer	1	25	92-2010	Pin - Dowel	1
10	92-2000	Sprocket	1	26	42-7860	Lock - Valve	12
11	92-2059	Belt - Timing	1	27	92-1931	Retainer	6
12	92-1977	Spring - Valve	6	28	92-1936	Seal - Valve	6
13	92-1961	Seal - Valve	6	29	92-1954	Valve - Inlet	3
14	92-1964	Plate - Cam	1	30	92-1968	Tensioner - Belt	1
15	92-2130	Bolt - Flange Head	2	31	92-1955	Valve - Exhaust	3
16	92-1909	Nut	6	32	92-2056	Flange - PTO	1
				33	92-2042	Sprocket - Oil	1

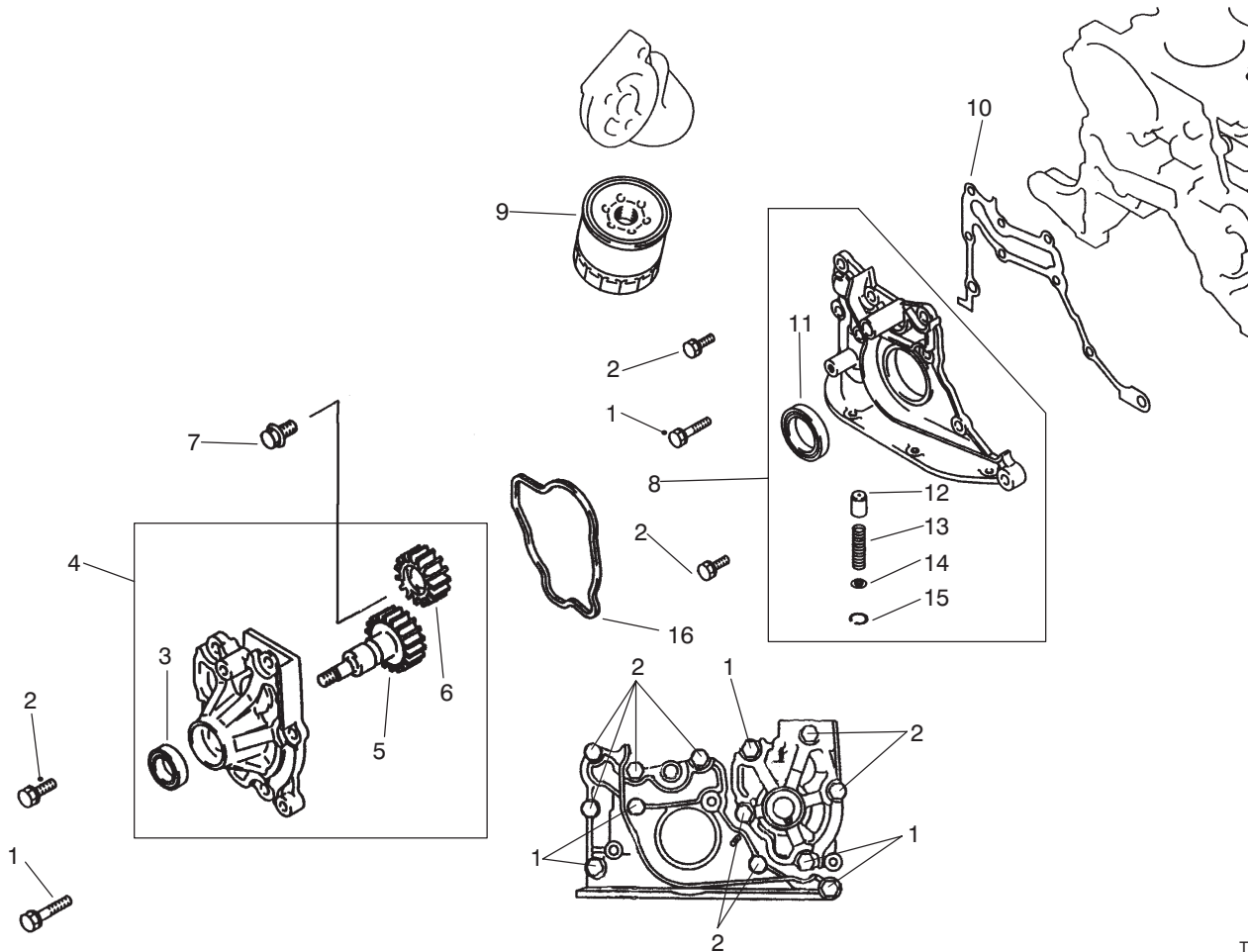


T-1635-1

BALANCER & OIL PRESSURE SWITCH & ENGINE MOUNT

Ref. No.	Part No.	Description	No. Used
1	92-1998	Shaft - Balancer	1
2	92-2022	Mount - Engine	1

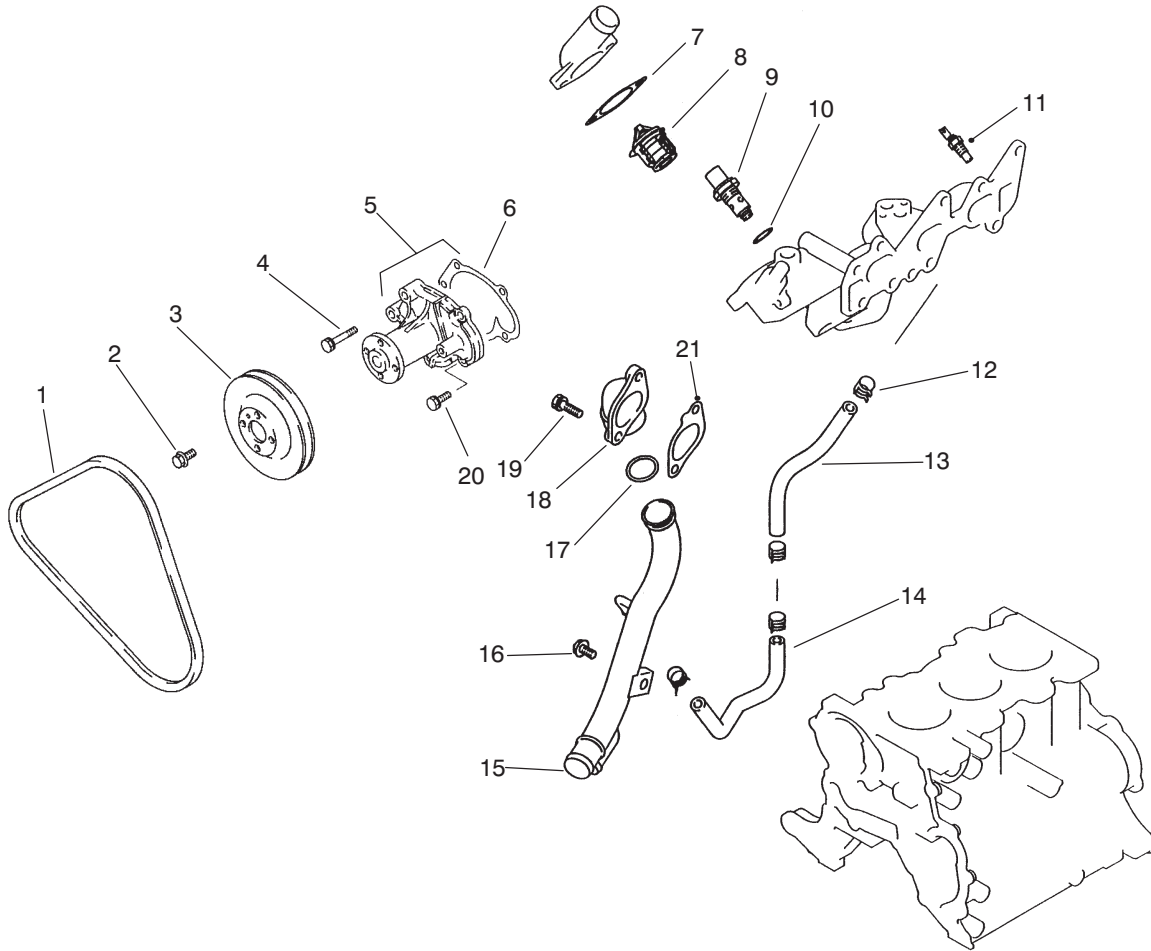
Ref. No.	Part No.	Description	No. Used
3	92-5123	Bolt - Engine Mount	3
4	92-1978	Switch - Oil Pressure	1



T-1636-1

OIL PUMP & FILTER ASSEMBLY

Ref. No.	Part No.	Description	No. Used	Ref. No.	Part No.	Description	No. Used
1	67-2560	Bolt/washer	5	9	67-4330	Filter - Oil	1
2	42-9400	Bolt/washer	8	10	92-1946	Gasket - Front	1
3	92-2032	Seal - Oil	1	11	92-1960	Seal - Oil	1
4	92-2046	Assembly - Oil Pump (Incl. Ref.#3, 5 & 6)	1	12	92-1927	Plunger - Relief	1
5	92-1948	Gear - Oil Pump	1	13	92-1928	Spring - Relief	1
6	92-1949	Gear - Oil Pump	1	14	92-1983	Retainer	1
7	92-1918	Bolt - Flange Head	1	15	92-2150	Ring - Snap	1
8	92-1974	Assembly - Case (Incl. Ref.#11-15)	1	16	92-1941	Gasket - Oil	1

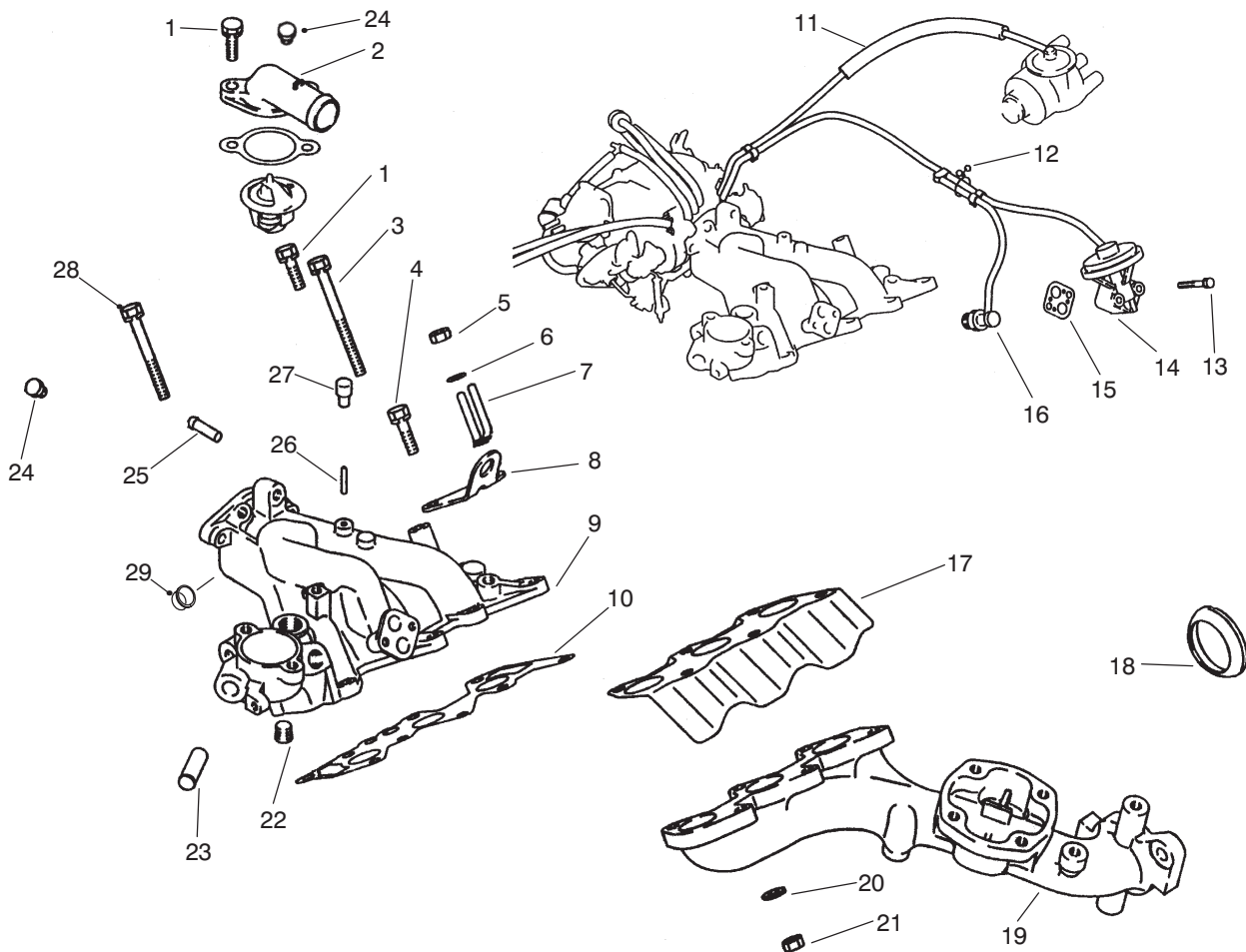


T-1639-1

WATER PUMP & THERMOSTAT ASSEMBLY

Ref. No.	Part No.	Description	No. Used
1	92-2041	V-Belt	1
2	92-5112	Bolt - Flange Head	4
3	92-2040	Pulley	1
4	92-2142	Bolt/washer	3
5	92-2060	Assembly - Water Pump (Incl. Ref.#6)	1
6	92-1989	Gasket	1
7	92-1950	Gasket	1
8	92-2039	Kit - Thermostat (Incl. Ref.#7)	1
9	92-5160	Valve - Thermostat	1
10	92-5161	Gasket	1

Ref. No.	Part No.	Description	No. Used
11	92-1933	Gauge - Water Temperature	1
12	54-1400	Clip	4
13	92-1924	Hose - Water By-Pass	1
14	92-2009	Hose - By-Pass	1
15	92-2024	Pipe - Water	1
16	92-2132	Bolt	1
17	92-1908	O-Ring	1
18	92-2008	Cover	1
19	92-2138	Bolt	2
20	42-9400	Bolt	2
21	92-2155	Gasket - Water Inlet	1

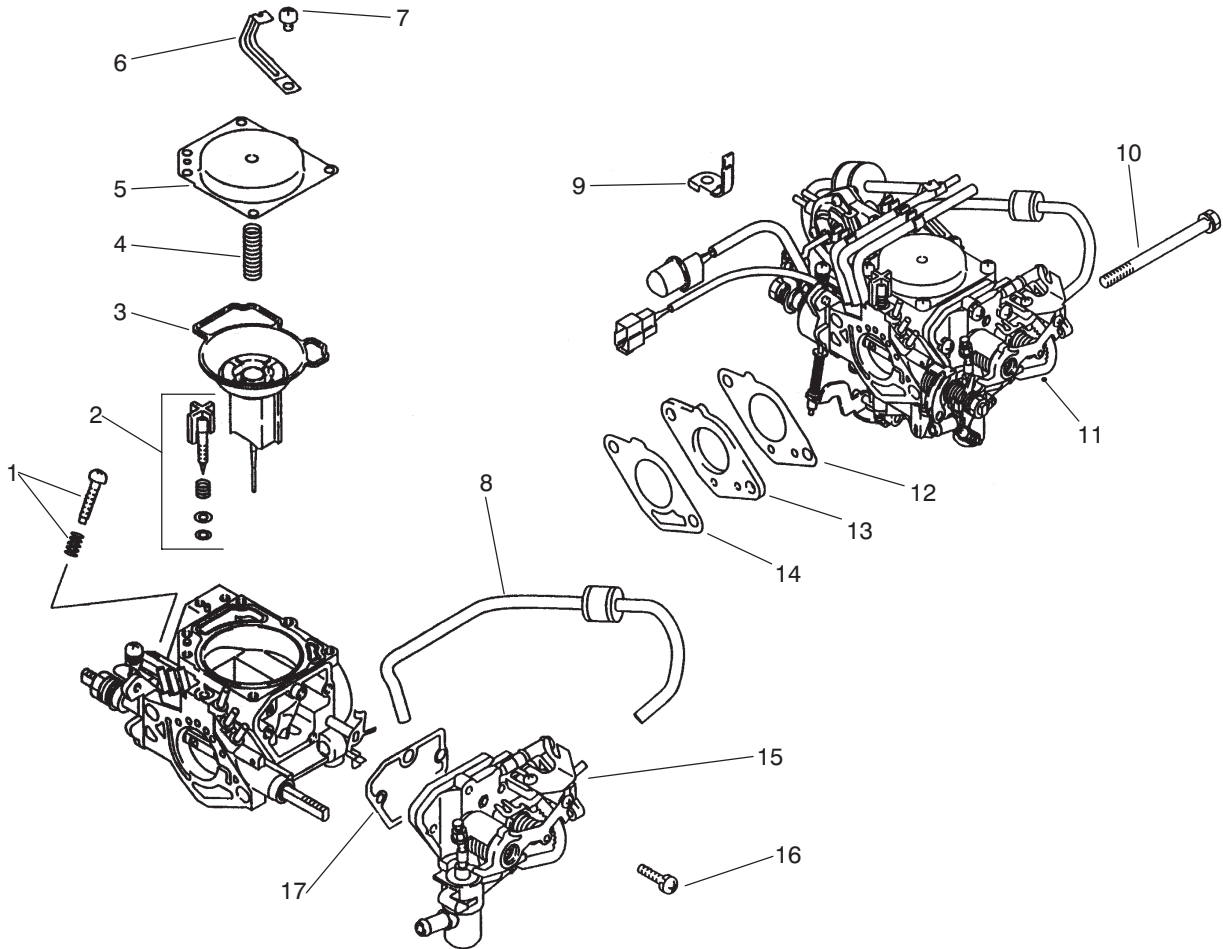


T-1640-1

EXHAUST & INTAKE MANIFOLD ASSEMBLY

Ref. No.	Part No.	Description	No. Used
1	92-2138	Bolt	3
2	92-2157	Outlet - Water	1
3	92-2141	Bolt	2
4	92-2139	Bolt	1
5	67-4670	Nut	2
6	67-3260	Washer	2
7	92-1901	Clip	1
8	92-1963	Mount - Engine	1
9	92-2054	Manifold - Intake (Incl. Ref.#22, 23, 25 & 26)	1
10	92-1993	Gasket - Intake	1
11	92-5164	Assembly - Hose	1
12	92-5165	Clip	1
13	92-5166	Bolt	2
14	92-2016	Valve - EGR	1

Ref. No.	Part No.	Description	No. Used
15	92-5163	Gasket - EGR Valve	1
16	92-1906	Assembly - Valve	1
17	92-2036	Cover - Exhaust Manifold	1
18	92-2044	Gasket - Exhaust Ring	1
19	92-2023	Manifold - Exhaust	1
20	48-8030	Washer	6
21	48-7930	Nut	6
22	67-2390	Plug - Taper	1
23	92-1912	Pipe - Manifold	1
24	92-5162	Plug - Inlet	2
25	92-1917	Nipple	1
26	92-1951	Nipple	1
27	92-2002	Cap Inlet	1
28	92-2140	Bolt	1
29	92-2151	Cap - Plug	1

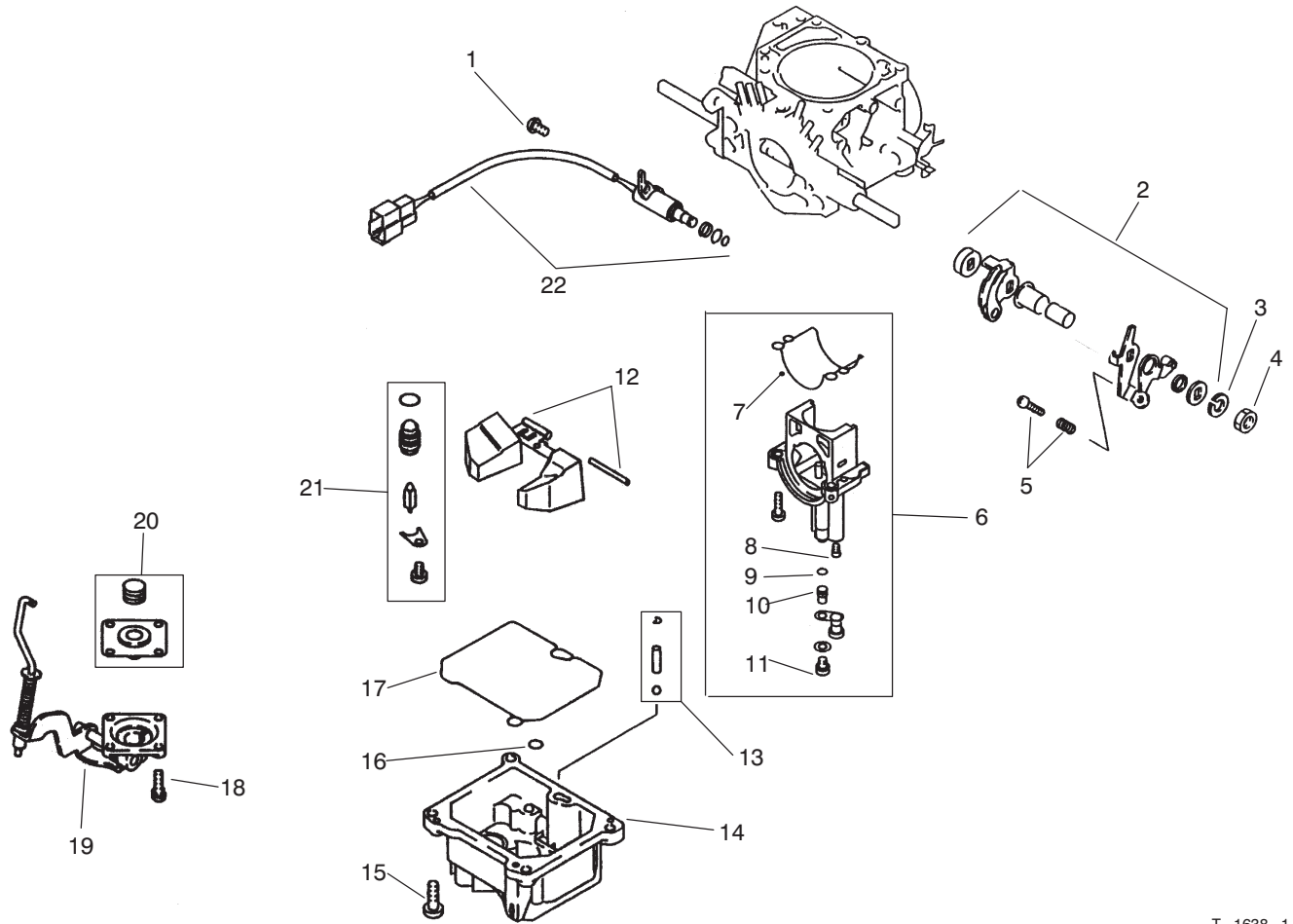


T-1637-1

CARBURETOR INSTALLATION ASSEMBLY

Ref. No.	Part No.	Description	No. Used
1	92-5136	Kit - Adjusting Screw	1
2	92-2111	Kit - Mixing Screw	1
3	92-5142	Valve - Carburetor Piston	1
4	92-5137	Spring	1
5	92-5126	Cover - Carburetor Top	1
6	92-5156	Clamp - Carburetor INR	1
7	92-5145	Screw	6
8	92-5134	Orifice - Choke	1
9	92-5155	Clamp - Carburetor	1

Ref. No.	Part No.	Description	No. Used
10	92-5157	Bolt	2
11	92-2058	Carburetor	1
12	92-2038	Kit - Gasket	1
13	92-5128	Insulator - Carburetor	1
14	92-2037	Kit - Gasket	1
15	92-5124	Body - Choke, Auto	1
16	92-5149	Screw	1
17	92-5143	Gasket - Choke, Auto	1

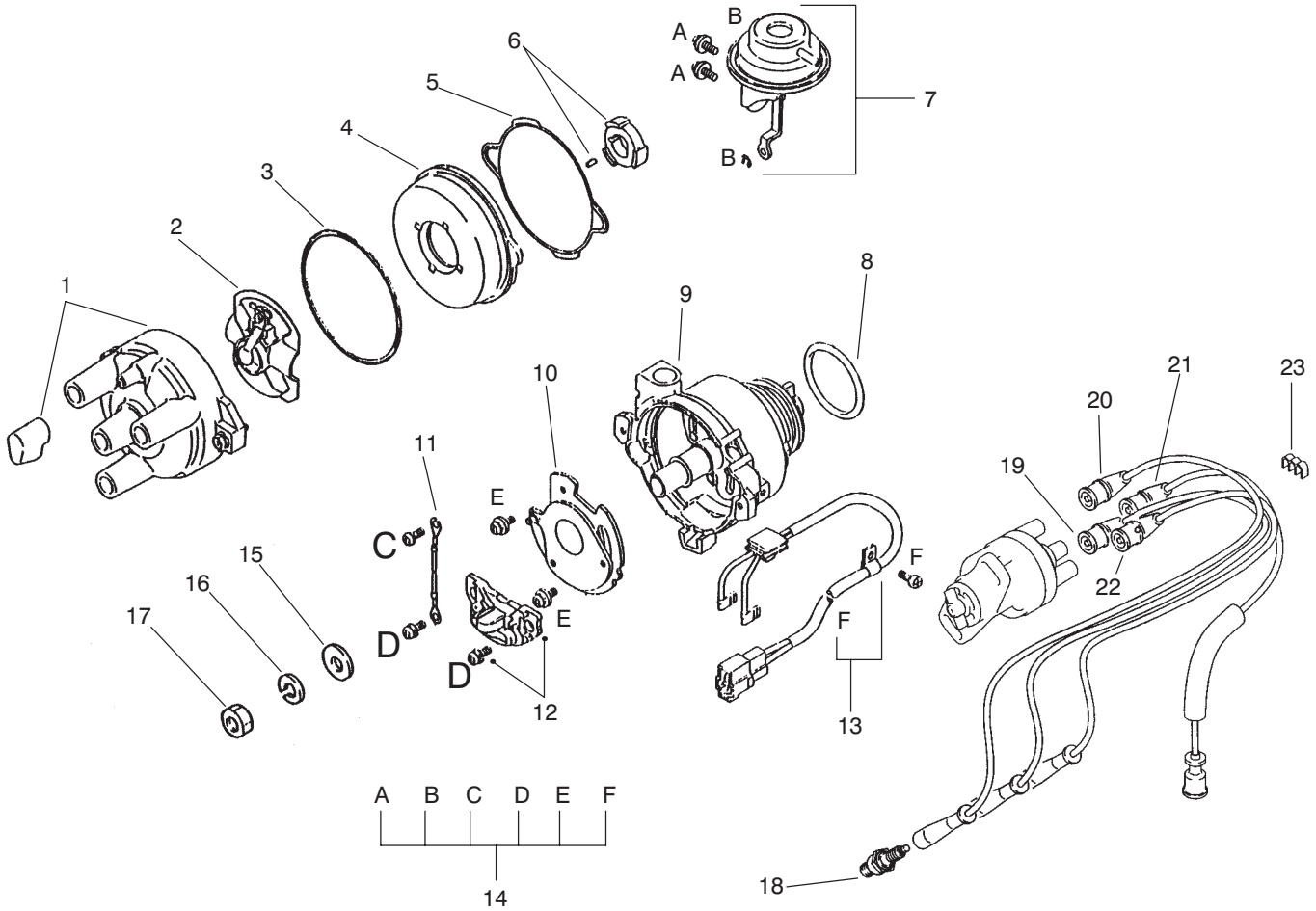


T-1638-1

CARBURETOR ASSEMBLY

Ref. No.	Part No.	Description	No. Used
1	92-5148	Screw	1
2	92-5133	Kit - Lever, Throttle	1
3	67-3260	Washer	1
4	92-5154	Nut - Carburetor, INR	1
5	92-5135	Kit - Screw Adjusting, Idle	1
6	92-5132	Kit - Holder, Main Jet (Incl. Ref.#7-11)	1
7	92-5152	O-Ring	1
8	92-5129	Jet - Pilot	1
9	92-5150	O-Ring	1
10	92-5130	Jet - Main	1
11	92-5131	Jet - Power	1

Ref. No.	Part No.	Description	No. Used
12	92-5127	Kit - Float & Pin	1
13	92-5125	Kit - Check Valve	1
14	92-5144	Cover - Float Chamber	1
15	92-5147	Screw	4
16	92-5151	O-Ring	1
17	92-5153	O-Ring	1
18	92-5146	Screw	4
19	92-2110	Cover - Acc. Pump	1
20	92-2154	Kit - Diaphragm	1
21	92-5140	Kit - Needle Valve	1
22	92-5141	Valve - Fuel Cut-Off	1



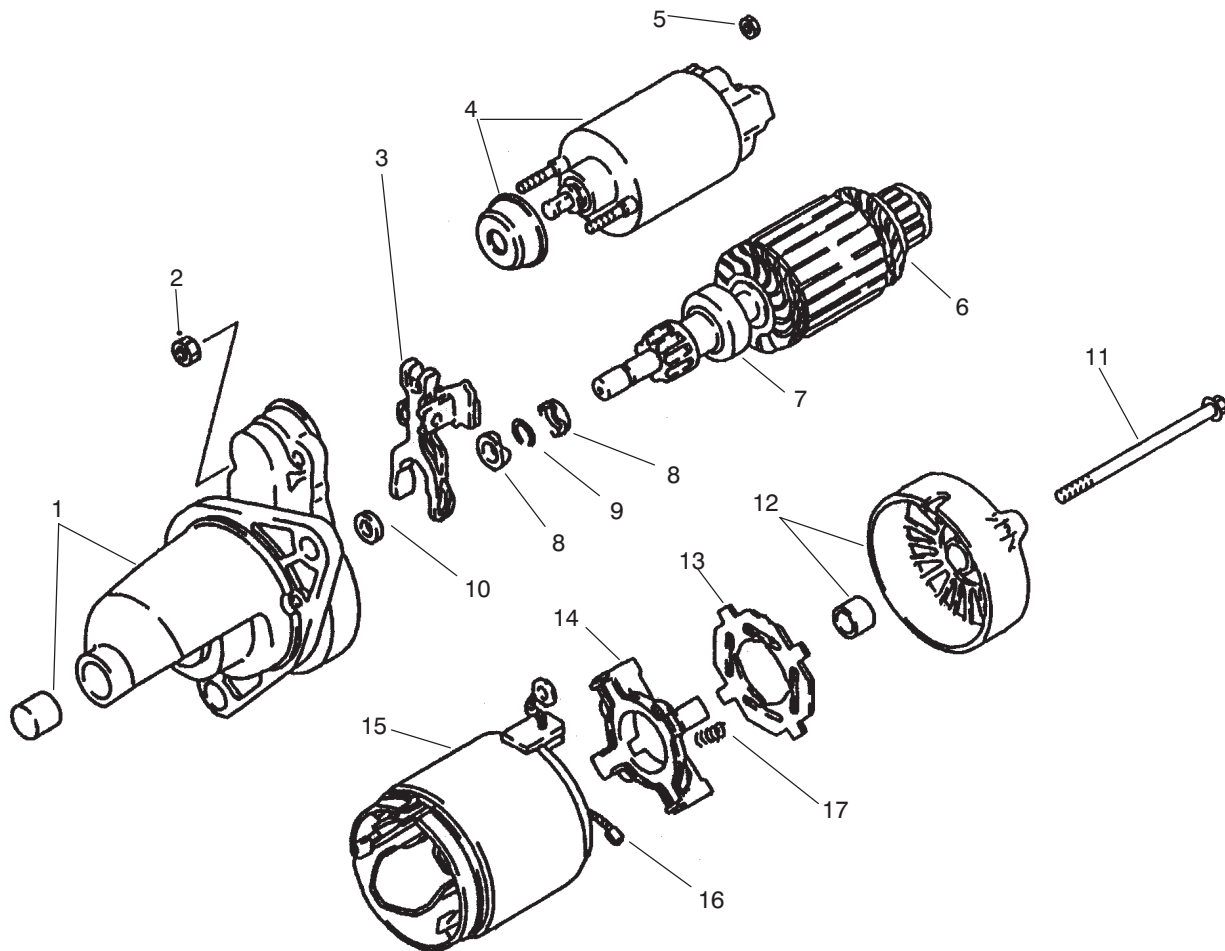
T-1643-1

DISTRIBUTOR ASSEMBLY

Ref. No.	Part No.	Description	No. Used
1	92-2114	Assembly - Cap	1
2	92-2113	Rotor	1
3	92-2120	Gasket	1
4	92-5170	Cover	1
5	92-5171	Gasket - Cover	1
6	92-2116	Assembly - Signal Rotor	1
7	92-2117	Chamber - Vacuum	1
8	92-2109	O-Ring	1
9	92-2122	Housing	1
10	92-2118	Plate	1
11	92-2119	Wire - Lead	1
12	92-2108	Igniter Set	1
13	92-2121	Wire Assembly - Lead	1
14	92-2115	Screw Set	1

Ref. No.	Part No.	Description	No. Used
15	92-2146	Washer	1
16	67-3260	Washer	1
17	67-4670	Nut	1
18	92-2153	Plug - Spark (NGK BPR4ES)	3
19	94-5233	Wire - Spark Plug, #2	1
20	94-5232	Wire - Spark Plug, #1	1
21	92-2028	Wire - High Tension	1
22	94-5234	Wire - Spark Plug, #3	1
23	92-5172	Clamp	1
*	92-2043	Assembly - Distributor (Incl. Ref.#1-14)	1
*	92-2125	Assy. - Spark Plug Wire Set (Incl. Ref.#19-22)	1

*Not Illustrated



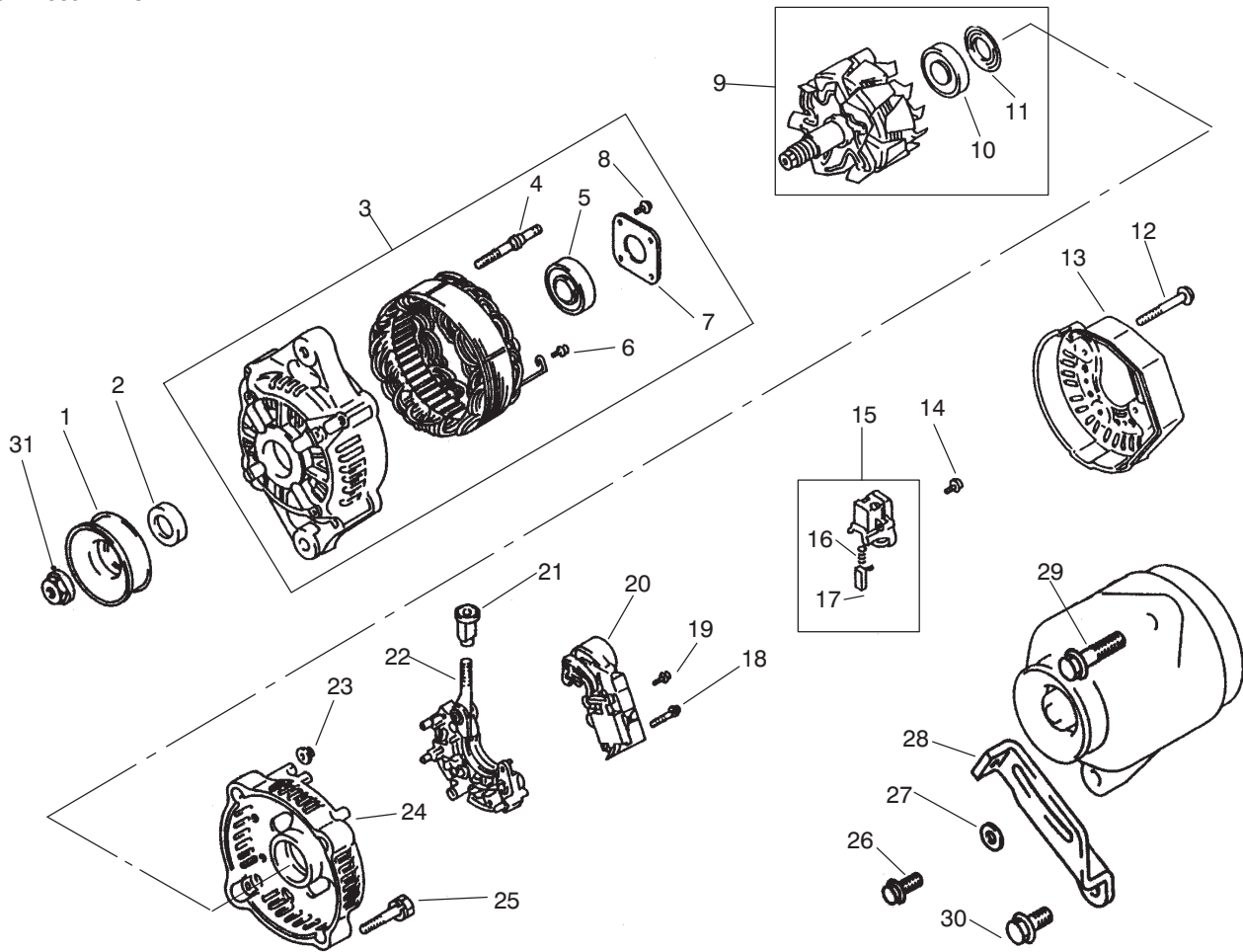
T-1641-1

STARTER ASSEMBLY

Ref. No.	Part No.	Description	No. Used
1	92-5167	Bracket - Front	1
2	92-2106	Nut	2
3	92-2102	Lever - Clutch	1
4	92-2095	Kit - Switch	1
5	92-2107	Nut	1
6	92-2093	Armature	1
7	92-2094	Clutch	1
8	92-2097	Nut	2
9	92-2096	Ring - Snap	1
10	92-2098	Washer	1

Ref. No.	Part No.	Description	No. Used
11	92-2099	Bolt	2
12	92-5168	Bracket - Rear	1
13	92-2092	Insulator	1
14	92-2091	Assembly - Holder	1
15	92-2088	Yoke (Incl. Ref.#16)	1
16	92-2089	Brush	4
17	92-2090	Spring	4
*	92-2055	Assembly - Starter (Incl. Ref.#1-17)	1

*Not Illustrated



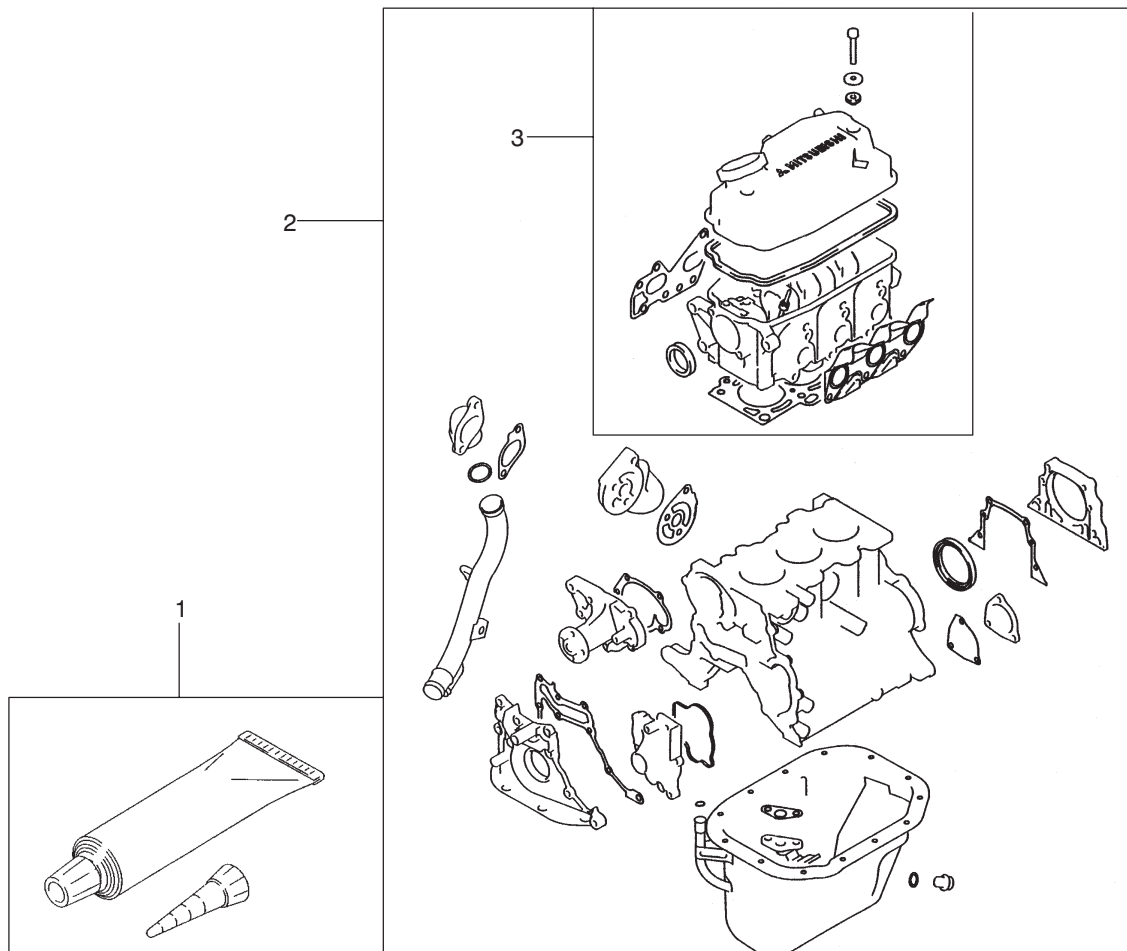
T-1642-1

ALTERNATOR ASSEMBLY

Ref. No.	Part No.	Description	No. Used
1	92-5169	Pulley	1
2	92-2079	Collar	1
3	92-2103	Assembly - Bracket, Front (Incl. Ref.#4-8)	1
4	92-2078	Bolt	2
5	92-2065	Bearing	1
6	92-2085	Screw W/washer	6
7	92-2076	Plate	1
8	92-2077	Screw	4
9	92-2075	Assembly - Rotor (Incl. Ref.#10-11)	1
10	92-2070	Bearing	1
11	92-2069	Cover - Bearing	1
12	92-2087	Bolt W/washer	3
13	92-2081	Cover - End	1
14	92-2085	Screw W/washer	6
15	92-2073	Assembly - Holder (Incl. Ref.#16-17)	1

Ref. No.	Part No.	Description	No. Used
16	92-2067	Spring - Brush	2
17	92-2068	Brush	2
18	92-2071	Screw	2
19	92-2086	Screw W/washer	1
20	92-2084	Regulator	1
21	92-2083	Bushing	1
22	92-2082	Rectifier	1
23	92-2066	Nut	2
24	92-2080	Frame - End	1
25	92-2100	Bolt	2
26	92-2133	Bolt - Flange Head	1
27	92-1984	Washer	1
28	92-2011	Brace	1
29	92-1932	Bolt	1
30	92-2134	Bolt - Flange Head	1
31	92-2156	Nut - Alternator	1
*	92-2025	Assembly - Alternator (Incl. Ref.#1-25 & 31)	1

*Not Illustrated



T-1629-1

GASKET KIT

Ref. No.	Part No.	Description	No. Used
1	92-5100	Gasket - Liquid	1
2	92-2127	Kit - Overhaul Gasket	1

Ref. No.	Part No.	Description	No. Used
3	92-2126	Kit - Gasket, Upper	1

TORO PART NUMBER INDEX

Part No.	Description	Pg. No.	Ref. No.	Qty.	Part No.	Description	Pg. No.	Ref. No.	Qty.
111071	Bumper	15	4	2	39-7310	Seal - O-Ring	46	29	2
116749	Horn Assembly	1	21	1	39-7420	Washer - Lock	5	22	1
146489	Rivet - Pop	1	28	8	39-7420	Washer - Lock	6	42	1
5-3637	Washer - Flat	43	7	1	39-7440	Nut - Lock	5	23	1
18-1520	Filter - Fuel	44	5	1	39-7440	Nut - Pitman Arm	6	41	1
18-1720	Joint - Ball	33	29	1	42-3560	Screw - Shoulder	17	15	1
18-2830	Horn Switch Assembly	2	31	1	42-7160	Pin - Dowel	55	12	3
18-4260	Assy. - Screw/Lockwasher	6	9	2	42-7860	Lock - Valve	57	26	12
18-4270	Clamp - Ball Return Guide	6	8	1	42-9230	Screw - Cap Hex. Hd.	32	61	1
18-4340	Plug - Rack Piston End	6	6	1	42-9400	Bolt	60	20	2
18-5160	Seal Kit - Pitman Shaft	7	*	1	42-9400	Bolt/washer	59	2	8
18-5170	Seal Kit - Valve Ring	7	*	1	42-9530	Screw - Cap Hex. Hd.	37	10	25
18-5180	Bearing Kit - Lower Thrust	7	*	1	42-9530	Screw - Cap Hex. Hd.	12	18	9
18-5190	Ball - Chrome Alloy	6	10	11	42-9560	Stud	53	14	3
18-5430	Plug - Expansion	34	28	1	42-9580	Nut - Hex.	31	12	3
18-5440	Spacer	34	27	2	42-9850	Washer - Lock	12	17	12
18-5450	Bearing	34	17	2	42-9850	Washer - Lock	40	21	3
18-5520	Lever - Rocker	34	25	1	42-9850	Washer - Lock	37	32	42
18-5530	Screw & Lockwasher	34	29	2	43-0090	Screw - Cap Hex. Hd.	30	20	1
18-5540	Retainer - Sleeve Stop	34	26	3	43-1911	Fan	27	26	1
18-5580	Seal - Oil, Front	34	37	1	43-1950	Valve	47	9	1
18-5620	Screw	34	2	4	43-4300	Trim	44	1	1
18-5630	Washer - Lock	34	3	4	43-4300	Trim	31	41	2
18-5640	Ring - Retaining	34	6	2	43-5150	Piston	48	11	1
18-5660	Pin - Pivot, Flyweight	34	32	2	43-6550	Ring - Retaining	5	10	2
18-5670	Retainer - Pivot Pin	34	33	2	44-0760	Decal - Warning	19	33	2
18-5750	Pin	34	16	1	44-2230	Disc - Rubber	29	4	2
18-5770	Washer - Lock	34	7	2	46-7510	Hood - Air Inlet	44	15	1
18-5790	Gasket	34	5	1	46-8091	Screw - Hex. Flange Hd.	27	8	4
19-4050	Knob	42	10	2	47-2964	Hose - Fuel	44	9	1
19-4050	Knob	27	33	3	48-7560	Screw - Cap Hex. Hd.	30	9	3
20-7150	Toggle Switch Assembly	3	62	1	48-7560	Screw - Cap Hex. Hd.	37	24	1
21-0360	Nut - Hex.	9	6	1	48-7610	Bolt - Hex. Head	54	8	2
21-1830	Spring - Tension	8	28	1	48-7610	Screw - Cap Hex. Hd.	12	27	4
21-5640	Joint - Ball	33	9	2	48-7620	Screw - Cap Hex. Hd.	32	58	1
21-9260	Spacer	5	4	1	48-7650	Screw - Cap Hex. Hd.	44	3	2
22-8330	Plug	49	1	2	48-7700	Bolt	56	3	6
22-8340	Spring	49	3	2	48-7700	Screw - Cap Hex. Hd.	40	9	3
22-8350	Ball	49	4	2	48-7730	Screw - Cap Hex. Hd.	37	18	5
22-8360	Pin - Cam	49	6	2	48-7740	Screw - Cap Hex. Hd.	5	15	4
22-8370	Seat-Check Valve	49	5	2	48-7890	Nut - Hex.	31	8	1
22-8380	Retainer - Spring	49	10	2	48-7930	Nut	61	21	6
22-8410	Spring	49	11	1	48-7930	Nut - Hex.	37	2	1
22-8420	Spool	49	8	1	48-8030	Washer	61	20	6
22-8480	Ring - Retaining, Spool	49	13	1	48-8070	Washer - Flat	5	6	1
22-8490	Ring - Retaining	49	14	1	48-9480	Screw - Cap Hex. Hd.	31	20	2
22-8500	O-Ring	49	9	2	48-9520	Nut - Lock	23	28	2
23-3030	Spacer	49	12	1	48-9520	Nut - Lock	35	50	3
23-7270	Nut - Lug	21	4	10	49-7810	Nut - Lock	44	10	2
23-7270	Nut - Lug	24	18	10	49-9150	Washer - Flat	17	2	1
24-7922	Conduit - Hose (Europe)	47	36	1	49-9150	Washer - Flat	16	36	1
24-7923	Conduit - Hose (Europe)	47	35	2	52-2480	Spacer	31	24	2
26-0071	Bumper	1	9	2	54-0110	Element - Oil Filter	35	38	1
27-2360	Ignition Switch Assembly	2	43	1	54-1400	Clip	60	12	4
27-6590	Spacer - Thick	29	7	4	55-7120	Switch - Brake Light	8	32	1
27-6600	Spacer - Thin	29	3	4	55-7290	Battery	42	9	1
28-8200	O-Ring	6	27	1	56-0100	Plug - Taper	52	9	1
28-8210	Bolt - Flange Hex. Hd.	6	17	4	56-2150	Screw - Cap Hex. Hd.	12	10	4
28-8220	Nut - Lash Adjuster	6	16	1	56-7973	Clamp - Hydraulic Tube	46	17	4
28-8270	Seal Service Kit - End Plug	7	*	1	57-6380	Screw - Cap Hex. Hd.	31	22	2
28-8280	Seal Kit - Side Cover	6	14	1	57-6380	Screw - Cap Hex. Hd.	12	31	3
28-8290	Seal Service Kit	7	*	1	58-4250	Magnet	27	31	2
33-1300	Assembly - Element	45	5	1	59-2290	Spacer	30	19	1
33-1310	Baffle	45	8	1	60-6750	Screw - Cap Hex. Hd.	37	4	11
33-1330	Assembly - Nut	45	6	1	62-5550	Decal - TORO	1	2	1
33-1340	Clamp Assembly	45	7	1	62-7650	Gasket - Sending Unit	43	3	1
33-1350	Band Assembly	45	3	2	63-6940	Hose - Fuel	31	45	1
33-3090	Bushing - Flange	19	7	4	63-7640	Unit - Sending	43	4	1
36-3400	Decal - No Step	42	11	1	63-8140	Pulley	27	15	1
39-7310	O-Ring	6	35	3	63-8140	Pulley	33	19	1

*Not Illustrated

TORO PART NUMBER INDEX (Cont.)

Part No.	Description	Pg. Ref. No. No. Qty.	Part No.	Description	Pg. Ref. No. No. Qty.
63-8360	Key - Ignition	2 10 1	87-1490	Spring - Leaf	23 15 2
63-9640	Hose - Fuel	43 12 2	87-1500	Steering Gear (Complete)	7 * 1
65-5100	Handle	27 6 2	87-1500	Steering Gear Assembly	5 20 1
65-5220	Screw - Hex. Socket Hd.	16 40 3	87-1510	Muffler & Tailpipe	31 53 1
65-5360	Spring - Extension	5 35 1	87-1680	Chamber - Air	31 3 1
65-5390	Washer - Flat	31 39 4	87-1720	Nut - Supervisor Switch	2 18 1
66-3160	Screw - Cap Hex. Hd.	12 1 2	87-1910	Pin - Alignment	12 11 2
66-3160	Screw - Cap Hex. Hd.	33 12 2	87-1920	Seal - Shaft	12 6 2
66-3160	Screw - Cap Hex. Hd.	35 24 7	87-1960	Engine Assembly	31 9 1
66-3160	Screw - Cap Hex. Hd.	31 27 1	87-1970	Bearing Matched Set	24 20 2
66-3160	Screw - Cap Hex. Hd.	31 40 4	87-2040	Lever - Shift	16 16 1
66-3160	Screw - Cap Hex. Hd.	31 49 1	87-2080	Stud - Drive	24 12 10
66-3240	Cap - Radiator	27 5 1	87-2100	Bearing - Release	12 23 1
66-6840	Decal - Caution	23 32 2	87-2110	Tail Light Assembly	50 10 1
67-2250	Bolt	52 11 8	87-2120	Headlight Assembly	1 3 2
67-2360	Bushing	52 12 4	87-2240	Housing - Axle	24 7 2
67-2390	Plug - Taper	52 16 1	87-2260	Boot - Shift Lower	16 28 1
67-2390	Plug - Taper	61 22 1	87-2280	Bearing	5 25 3
67-2560	Bolt/washer	59 1 5	87-2310	Clevis - Cable	35 36 2
67-3260	Washer	63 3 1	87-2310	Clevis - Cable	16 47 2
67-3260	Washer	61 6 2	87-2400	Lever - Throttle	33 22 1
67-3260	Washer	64 16 1	87-2410	Rod - Tie	21 17 2
67-4330	Filter - Oil	59 9 1	87-2420	Boot	20 19 4
67-4670	Nut	61 5 2	87-2440	Bumper	1 7 2
67-4670	Nut	64 17 1	87-2480	Link - Stabilizer	19 24 2
68-3840	Ball Joint	8 23 2	87-2500	Sleeve - Spring Pivot	19 12 2
68-9950	Spring - Extension	35 44 1	87-2510	Bracket - Seat Frame	15 11 2
70-1480	Relay	31 16 1	87-2520	Tube - Pivot	16 21 1
70-2100	Assembly - Thrust Sleeve &	34 31 1	87-2590	Shaft - Brake	8 35 1
70-2120	Spacer	34 35 1	87-2710	Lever - Parking Brake	17 29 1
70-2140	Bearing - Front	34 36 1	87-2720	Driveshaft	29 10 1
70-2150	Flyweight	34 9 2	87-2750	Spacer - Bearing	29 12 1
71-2690	Hose - Fuel	44 7 1	87-2760	Bracket - Ignition Coil	31 19 1
71-3381	Tube - Overflow	27 3 2	87-2790	Tube - Brake LH	20 * 1
71-4780	Seal - Oil, Rocker Shaft	34 18 1	87-2800	Tube - Brake RH	20 20 1
71-5320	Washer - Flat	17 18 1	87-2820	Bracket - Hose	21 15 2
72-4310	Switch - Ball N.C.	35 46 1	87-2870	Bracket - Brake Hose	20 4 2
72-5890	Shaft - Rocker	34 20 1	87-2880	Shaft - Accelerator Pedal	8 6 1
72-5910	Assembly - Bumper Screw	34 23 1	87-2900	Spring - Compression	16 24 1
72-5940	Bearing - Needle	34 30 1	87-3000	Rim - Rear 23	24 * 2
74-0720	Tube - Manual	15 1 1	87-3010	Brake Assembly - RH	21 10 1
75-4701	Hose - Fuel	43 11 1	87-3010	Front Brake Assembly - RH	22 * 1
75-4701	Hose - Fuel	31 46 1	87-3020	Brake Assembly - LH	21 * 1
75-6820	Hourmeter	2 16 1	87-3020	Front Brake Assembly - LH	22 * 1
75-6880	Spark Arrestor (Optional)	31 51 1	87-3040	Reservoir - Master Cylinder	9 1 1
75-9610	Spacer	46 7 1	87-3060	Washer - Flat	24 25 2
76-2290	Spacer	17 37 1	87-3070	Cable - Positive	31 10 1
76-4430	Fitting - Fuel 90°	43 9 1	87-3080	Wire - Ground	31 25 1
76-8750	Plate - Warning	27 40 1	87-3100	Lower Shaft Assembly	5 * 1
76-9100	Spacer	30 13 6	87-3110	Absorber - Shock	19 29 2
76-9100	Spacer - Hi-Lo Lever	16 35 1	87-3110	Shock Absorber	23 8 2
80-6990	Washer	24 39 4	87-3120	Steering Column & Shaft	5 * 1
80-6990	Washer - Flat	35 49 3	87-3130	Lever - Tilt Steering	5 36 1
80-8040	Decal - Caution	29 1 1	87-3140	Support - Rear	43 15 1
83-6030	Decal - Caution (Japan)	29 1 1	87-3150	Support - Front	43 18 1
84-1680	Ring - Retaining	48 7 1	87-3160	Strap - Tank Support	43 20 2
84-2780	Decal - No Step (Japan)	42 11 1	87-3170	Pad - Tank Support Strap	43 21 2
87-0150	Tower - Control Arm RH	19 9 1	87-3180	Cover - Clutch	56 2 1
87-0160	Tower - Control Arm LH	19 * 1	87-3190	Disc - Clutch	56 1 1
87-0210	Arm - Control Lower RH	20 18 1	87-3200	Belt - V	33 25 1
87-0220	Arm - Control Lower LH	20 * 1	87-3210	Belt - V	29 14 1
87-0270	Drum - Brake	21 7 2	87-3250	Mount - Bearing	5 26 3
87-0370	Arm - Pitman	5 21 1	87-3290	Tire - Rear 23	24 * 2
87-0690	Spring - Compression	19 15 2	87-3300	Tire	21 5 2
87-0710	Hood	1 1 1	87-3310	Clip - Brake Cable	24 8 2
87-0740	Key - Supervisor Switch	2 17 1	87-3310	Clip - Brake Cable	21 25 2
87-1430	Joint - Ball	20 16 4	87-3370	Pulley	29 13 1
87-1450	Bushing - Rubber	20 1 8	87-3430	Hose - Radiator Upper	27 29 1
87-1470	Rod End Assy. - LH Thread	21 19 2	87-3430	Hose - Radiator Upper	31 29 1
87-1480	Rod End Assy. - RH Thread	21 24 2	87-3450	Plug	21 12 2

*Not Illustrated

TORO PART NUMBER INDEX (Cont.)

Part No.	Description	Pg. No.	Ref. No.	Qty.	Part No.	Description	Pg. No.	Ref. No.	Qty.
87-3460	Boot - Tilt Steering	5	2	1	87-4470	Bracket	35	23	1
87-3470	Bumper - Spring	23	14	2	87-4490	Bracket - Hold-Down	46	22	1
87-3480	Plate - Brake Equalizer	17	22	1	87-4500	Rod - Pivot	46	2	1
87-3500	Hose - Air Cleaner	31	33	1	87-4510	Rod - Connecting	46	3	1
87-3520	Clevis	16	27	1	87-4520	Bracket - Dump Valve	47	27	1
87-3530	Button - Shifter	16	29	1	87-4540	Hydraulic Tube Assembly	46	20	1
87-3540	Link - Shift	16	20	2	87-4560	Tube - Hydraulic	46	14	1
87-3560	Tee - Brake Line	10	18	1	87-4560	Tube - Hydraulic	47	33	1
87-3560	Tee - Brake Tube	23	23	1	87-4710	Spacer - Barking Brake	17	13	1
87-3560	Tee - Brake Tube	46	32	1	87-4720	Plate - Steering Boot	5	3	1
87-3570	Fitting - Union	10	6	2	87-4730	Guard - Belly	30	15	2
87-3570	Union - Brake Line	8	5	2	87-4750	Bracket - Governor	33	14	1
87-3570	Union - Brake Line	23	25	1	87-4760	Bushing	23	12	12
87-3580	Retainer	23	4	2	87-4770	Bracket - High Idle Stop	33	4	1
87-3580	Retainer	21	14	2	87-4820	Bracket - Cable	35	27	1
87-3580	Retainer - Brake Hose	24	2	2	87-4870	Hose - Hydraulic	47	4	1
87-3580	Retainer - Brake Hose	20	3	2	87-4880	Hose - Hydraulic LH	47	3	1
87-3580	Retainer - Brake Hose	10	8	2	87-4900	Hose - Hydraulic RH	47	31	1
87-3590	Seal - Bearing	24	22	2	87-4910	Hose - Hydraulic RH	47	13	1
87-3590	Seal - Bearing	21	26	2	87-4920	Hose - Hydraulic	35	41	1
87-3600	Spacer	19	3	10	87-4960	Clamp - Cable	16	42	1
87-3610	Bracket - Detent	5	34	1	87-4970	Engine Mount Assembly	30	3	2
87-3620	Shield - Heat	31	23	1	87-4970	Transaxle Mount Assembly	35	18	2
87-3650	Pin - Shift	16	18	1	87-5030	Lever - Differential Lock	17	3	1
87-3660	Spring - Compression	16	30	1	87-5050	Hose - Radiator Lower	27	10	1
87-3670	Hose - Hydraulic	47	21	1	87-5050	Hose - Radiator Lower	31	31	1
87-3670	Hose - Hydraulic	36	54	1	87-5060	Cushion - Seat Bottom	13	7	2
87-3680	Assembly - Relief Valve	46	*	1	87-5070	Pulley - Crankshaft	31	38	1
87-3700	Screw - Cap Hex. Hd.	30	8	3	87-5080	Spacer - Connecting	46	25	1
87-3700	Screw - Cap Hex. Hd.	33	16	1	87-5100	Washer	35	17	4
87-3710	Overflow Reservoir Assy.	27	1	1	87-5100	Washer - Flat	30	4	4
87-3720	Retainer - Cylinder	47	17	2	87-5110	Support - Lower	42	19	1
87-3730	Hose - Coolant	31	28	2	87-5120	Bracket - Battery Base	42	15	1
87-3740	Hose - Breather	31	7	1	87-5130	Cover - Battery Base	42	12	1
87-3750	Cover - Steering Wheel	5	9	1	87-5140	Nut - Lock	46	8	1
87-3760	Plate - Shift Boot	13	14	1	87-5150	Screw - Cap Hex. Hd.	46	4	1
87-3770	Bushing - Sleeve	12	7	2	87-5290	Shaft - Release	12	5	1
87-3780	Box - Glove	2	3	1	87-5300	Fork - Clutch	12	20	1
87-3790	Switch - Light	2	19	1	87-5320	Guide - Release	12	22	1
87-3800	Bracket - Seat Bottom	13	3	3	87-5330	Washer	19	2	8
87-3820	Wheel - Steering	5	7	1	87-5340	Seal Kit - Tie Rod End	21	*	4
87-3850	Bar - Anti-Sway	19	17	1	87-5350	Bracket - Switch	12	15	1
87-3860	Link - Anti-Sway Bar	19	5	2	87-5360	Lever	12	12	1
87-3890	Bracket - Anti-Sway Bar	19	18	2	87-5370	Rear Tire & Wheel Assembly	25	*	2
87-3900	Bracket - Cable	33	26	1	87-5490	Switch - Neutral	12	16	1
87-3910	Bushing - Anti-Sway Bar	19	19	2	87-5560	Hub - Wheel	21	8	2
87-3920	Bushing - Rubber	19	4	16	87-5580	Fuel Gauge Assembly	2	15	1
87-3920	Bushing - Rubber	23	7	8	87-5590	Temperature Gauge Assy.	2	8	1
87-3940	Mount - Spring RH	23	*	1	87-5700	Hydraulic Pump Assembly	27	19	1
87-3960	Mount - Spring LH	23	18	1	87-5720	Rim	21	6	2
87-3980	Shackle - Spring	23	11	4	87-5730	Hose - Hydraulic	35	4	1
87-3990	Oil Strainer Assembly	35	26	1	87-5770	U-Bracket - Tail Light	50	5	1
87-4010	Clamp - Anti-Sway Bar	19	20	2	87-5800	Bracket - Mount	35	21	2
87-4020	Spring - Extension	33	23	1	87-5910	Decal - Supervisor	3	55	1
87-4060	Spacer - Bearing	24	21	2	87-5920	Decal - Danger	14	26	1
87-4070	Bumper - Front	1	14	1	87-5930	Decal - Caution	13	10	1
87-4080	Tube - Brake LH	24	6	1	87-5940	Decal - Rollover	18	2	1
87-4090	Tube - Brake RH	24	1	1	87-5960	Decal - Axle	13	11	1
87-4100	Hose - Brake	24	3	2	87-5970	Decal - PTO	13	16	1
87-4100	Hose - Brake	23	5	2	87-5980	Decal - ROPS	18	3	2
87-4210	Rod - Linkage	33	11	1	87-5990	Decal - PTO	24	40	1
87-4230	Harness - Wire Front LH	2	41	1	87-6000	Decal - Differential	13	17	1
87-4260	Cable Assembly	16	15	2	87-6010	Decal - Dump Hyd.	13	19	1
87-4260	Shift Cable Assembly	36	51	2	87-6020	Decal - Brake	13	20	1
87-4340	Clamp - Cable	16	10	1	87-6040	Bracket - Shifter	16	22	1
87-4350	Lever - Hi-Lo	16	2	1	87-6060	Decal - ATF	24	4	1
87-4420	Hi-Lo Cable Assembly	16	6	1	87-6170	Frame - Seat	15	14	1
87-4420	Hi-Lo Cable Assembly	36	52	1	87-6240	Bracket - Seat Back	15	23	4
87-4440	Driveshaft	29	5	1	87-6270	Socket & Bulb Assembly	3	60	4
87-4460	Differential Lock Cable	17	11	1	87-6280	Plate - Seat Back	15	18	2

*Not Illustrated

TORO PART NUMBER INDEX (Cont.)

Part No.	Description	Pg. No.	Ref. No.	Qty.	Part No.	Description	Pg. No.	Ref. No.	Qty.
87-6290	Cushion - Seat Back	15	17	2	87-8620	Boot - Shift	13	13	1
87-6300	Lens	50	7	1	87-8640	Washer - Flat	16	26	1
87-6310	Gasket	50	9	1	87-8640	Washer - Flat	31	48	1
87-6320	Bulb - Headlight	1	5	2	87-8700	Screw - Cap Hex. Hd.	24	37	4
87-6330	Lens - Headlight	1	6	2	87-8710	Tab - Clutch	12	42	1
87-6370	Rear Tire & Wheel Assembly	25	*	2	87-8720	Governor Assembly	33	24	1
87-6490	Spring	34	13	1	87-8730	Stud - Drive	21	9	10
87-6510	Assembly - Shaft & Yoke	34	34	1	87-8780	Head - Oil Filter	35	43	1
87-6520	Body	34	24	1	87-8820	Hub - Pulley	34	38	1
87-6530	Assembly - Throttle Lever	34	22	1	87-8830	Pulley	34	1	1
87-6540	Bolt - Eye	34	21	1	87-9060	Decal - Quick Ref.	13	23	1
87-6550	Pin - Forced Idle	34	14	1	87-9080	Decal - Grease	25	44	2
87-6560	Cover	34	4	1	87-9250	Transaxle Assembly	35	22	1
87-6570	Foam - Seal	16	38	1	87-9300	Door - Clean Out	27	34	1
87-6580	Stud - Lever Pivot	34	11	1	87-9350	Hydraulic Tube Assembly	46	16	1
87-6590	Assy. Lever & Fitting	34	10	1	87-9390	Cup	45	9	1
87-6620	Screw	1	10	15	87-9400	Valve	45	11	1
87-6620	Screw - Torx Pan Hd.	12	40	2	87-9420	Decal - Caution	27	35	1
87-6620	Screw - Torx, Pan Hd.	8	44	2	87-9430	Spindle - RH	21	13	1
87-6640	Lever - Dump Stop	17	14	1	87-9440	Spindle - LH	21	*	1
87-6660	Fender - Rear 24	50	17	2	87-9480	Fender - Front	14	24	2
87-6670	Decal - Fuse	3	54	1	87-9810	Foam - Overflow Tank	27	36	1
87-6690	Guard - Induction Chamber	23	29	1	87-9830	Mount - Engine	30	7	1
87-6700	Decal - Workman 3200	1	15	1	92-0650	Bearing - Ball	39	22	1
87-6710	Switch - Supervisor	35	33	1	92-0651	Case - Transaxle	37	19	1
87-6720	Knob	16	17	1	92-0652	Cover - Upper	37	7	1
87-6740	Tire - Rear 24	24	16	2	92-0653	Cover - Side	37	9	1
87-6750	Rim - Rear 24	24	19	2	92-0654	Carrier - Differential	37	17	1
87-6890	Hold - Hand	13	1	1	92-0655	Cover - Seal	37	30	1
87-6910	Spring - Compression	35	13	1	92-0656	Cover - P.T.O.	37	1	1
87-6950	Receiver - LH	18	6	1	92-0657	Plate - Center	37	21	1
87-6960	Receiver - RH	18	7	1	92-0662	Cap - Oil	37	5	1
87-7000	Decal - Load	1	16	1	92-0663	Shaft - Main	39	16	1
87-7040	Bracket - Oil Filter	35	2	1	92-0664	Hub - Synchro	39	12	2
87-7050	Cap - Reservoir	27	43	1	92-0665	Key - Synchro	39	23	6
87-7070	Skirt Assembly	13	2	1	92-0666	Spring - Synchro	39	13	4
87-7090	Assembly - Frame, R.O.P.S.	18	1	1	92-0667	Ring - Synchro	39	6	3
87-7110	Assembly - Axle, Rear	24	5	1	92-0668	Shifter - Synchro	39	7	2
87-7150	Assembly - Cradle, Spring	19	13	2	92-0672	Gear - 18T	39	19	1
87-7160	Assembly - Clevis, Cable	16	7	1	92-0673	Gear - 14T	39	21	1
87-7160	Cable Clevis Assembly	36	*	1	92-0674	Shaft - Reduction	39	28	1
87-7170	Bracket - Clutch Spring	35	45	1	92-0677	Gear - 49T	39	31	1
87-7270	Washer - Flat	24	23	6	92-0679	Gear - 23T	39	25	1
87-7470	Plate - Clamp	23	16	2	92-0680	Collar	39	26	1
87-7480	Washer - Flat	23	34	8	92-0681	Bearing - Needle	39	30	2
87-7480	Washer - Flat	5	37	3	92-0682	Washer - Thrust	39	29	1
87-7550	Clamp - Tube	8	40	2	92-0684	Gear - 33T	39	10	1
87-7600	Rod - Battery Support	42	21	1	92-0687	Gear - 16T	39	18	1
87-7610	Tab - Battery Support	42	3	1	92-0698	Shaft - Fork R-1	40	14	1
87-7620	Shield - Plastic	42	14	1	92-0699	Shaft - Fork 2-3	40	7	1
87-7660	Clamp - Brake Line	10	2	8	92-0700	Fork - Shift R-1	40	3	1
87-7930	Decal - Danger	15	6	1	92-0701	Fork - Shift 2-3	40	6	1
87-7930	Decal - Warning	48	13	1	92-0705	Lock - Spindle	40	20	1
87-7930	Decal - Warning	47	32	2	92-0706	Cap - Fork Shaft	37	25	1
87-7940	Stud	15	8	1	92-0708	Shaft - Fork Hi-Lo	40	16	1
87-7950	Bed Support Assembly	15	7	1	92-0709	Fork - Shift Hi-Lo	40	17	1
87-7960	Lever - Shift Arm	35	48	2	92-0710	Counter Shaft Assembly	38	14	1
87-7970	Arm - Shift	35	15	1	92-0710	Ring Gear Assembly	41	8	1
87-8080	Console Plate Assembly	13	21	1	92-0711	Washer - Thrust	38	4	2
87-8120	Bracket - Trim Side	1	11	2	92-0712	Bearing - Ball	38	1	1
87-8130	Bracket - Trim Top	1	19	1	92-0713	Collar	38	12	1
87-8160	Trim	1	20	1	92-0714	Bearing - Ball	38	13	2
87-8240	Cable - Parking Brake	17	24	2	92-0715	Gear - 49T	38	6	1
87-8250	Plate - Shift Arm	35	10	1	92-0716	Collar	38	2	1
87-8440	Assembly - Rear Frame	23	2	1	92-0717	Gear - 71T	38	9	1
87-8460	Bumper	12	34	1	92-0718	Shifter - Hi-Lo	38	7	1
87-8480	Bracket - Clutch	12	43	1	92-0719	Collar - Spline	38	8	1
87-8500	Front Wire Harness Assy.	2	47	1	92-0720	Case - Differential	41	31	1
87-8520	Decal - Dash	3	56	1	92-0721	Fork - Differential Lock	41	17	1
87-8540	Control Panel Assembly	2	53	1	92-0722	Shaft - Lock Fork	41	18	1

*Not Illustrated

TORO PART NUMBER INDEX (Cont.)

Part No.	Description	Pg. No.	Ref. No.	Qty.	Part No.	Description	Pg. No.	Ref. No.	Qty.
92-0723	Spring - Compression	41	19	1	92-0824	Shaft - Reverse Idler	39	9	1
92-0724	Arm - Differential Lock	41	27	1	92-1233	Pin - Clevis	51	4	4
92-0725	Shaft - Axle L.H.	41	28	1	92-1242	Decal - Toro	51	37	1
92-0726	Shaft - Axle R.H.	41	1	1	92-1248	Panel - Side LH	51	22	1
92-0727	Washer	41	4	2	92-1255	Panel - Side RH	51	5	1
92-0728	Washer	41	2	1	92-1259	Tailgate - Rear	51	38	1
92-0729	Seal - Oil	40	10	3	92-1265	Bracket - Pivot	51	26	2
92-0730	Slider - Differential Lock	41	7	1	92-1271	Pivot - Latch	51	31	2
92-0731	Spring - Compression	40	2	3	92-1298	Pin - Lynch	51	3	8
92-0732	Plate - Keeper	40	8	3	92-1319	Decal - Caution	51	25	2
92-0733	Washer	41	20	1	92-1320	Angle - Side	51	8	2
92-0740	Washer - Thrust	39	3	3	92-1345	Cover - Engine (Europe)	12	45	1
92-0741	Washer - Thrust	38	10	1	92-1901	Clip	61	7	1
92-0743	Breather - Air	37	27	1	92-1902	Plug - Taper	52	8	1
92-0744	Washer	41	14	1	92-1903	Washer	53	17	8
92-0745	Gear - Side L.H.	41	24	1	92-1905	Stud	53	20	6
92-0746	Gear - Side R.H.	41	11	1	92-1906	Assembly - Valve	61	16	1
92-0747	Washer - Thrust	41	10	2	92-1907	Cover - Access	54	19	1
92-0748	Gear - Pinion	41	12	2	92-1908	O-Ring	60	17	1
92-0749	Shaft - Pinion	41	23	1	92-1909	Nut	57	16	6
92-0750	Washer	41	13	2	92-1910	Plug - Taper	52	10	1
92-0753	Ring - Retaining	39	2	1	92-1911	Guide - Exhaust Valve	53	18	1
92-0753	Ring - Retaining	41	21	1	92-1912	Pipe - Manifold	61	23	1
92-0754	Ring - Retaining	39	20	1	92-1914	Bearing - Ball	55	10	1
92-0755	Ring - Retaining	38	11	1	92-1915	Clamp - Cable	53	8	1
92-0756	Ring - Retaining	41	5	3	92-1916	Plug - Taper	53	19	1
92-0759	Ring - Retaining	37	22	1	92-1917	Nipple	61	25	1
92-0760	Ring - Retaining	37	15	1	92-1918	Bolt - Flange Head	59	7	1
92-0761	Ring - Retaining	40	18	1	92-1920	Plug - Oil	54	14	1
92-0762	Washer - Lock	37	3	1	92-1921	Gasket - Oil	54	13	1
92-0763	Ring - Retaining	39	14	3	92-1922	Washer	57	9	1
92-0764	Ring - Retaining	38	3	3	92-1923	Nut	55	5	6
92-0765	Pin - Alignment	37	8	4	92-1924	Hose - Water By-Pass	60	13	1
92-0765	Pin - Alignment	41	9	2	92-1925	O-Ring	52	31	1
92-0768	Pin - Spring	41	15	2	92-1926	Guide - Intake Valve	53	15	3
92-0769	Pin - Spring	40	4	2	92-1927	Plunger - Relief	59	12	1
92-0770	Pin - Spring	41	26	1	92-1928	Spring - Relief	59	13	1
92-0771	Pin - Spring	41	16	1	92-1929	Seal - Oil	53	7	2
92-0772	Key	39	17	2	92-1930	Washer - Wave	57	19	2
92-0773	Drain Plug Assembly	37	13	1	92-1931	Retainer	57	27	6
92-0775	Bearing - Ball	41	6	2	92-1932	Bolt	66	29	1
92-0775	Bearing - Ball	37	33	2	92-1933	Gauge - Water Temperature	60	11	1
92-0776	Bearing - Ball	41	29	1	92-1934	Bolt - Flywheel	55	11	5
92-0778	Bearing - Ball	39	11	2	92-1935	Plug - Taper	52	5	1
92-0780	Bearing - Ball	41	3	1	92-1936	Seal - Valve	57	28	6
92-0781	Bearing - Needle	39	4	4	92-1937	Plate - Rear	54	6	1
92-0782	Bearing - Needle	39	33	1	92-1938	Cover - Bell Housing	54	7	1
92-0783	Sleeve - Inner	38	5	1	92-1938	Cover - Bell Housing	12	29	1
92-0785	Ball	40	1	3	92-1939	Gasket	54	16	1
92-0787	O-Ring	41	22	1	92-1940	Gasket	54	17	1
92-0788	O-Ring	37	6	1	92-1941	Gasket - Oil	59	16	1
92-0789	O-Ring	37	14	1	92-1942	Gear - Ring	55	8	1
92-0790	O-Ring	37	29	1	92-1943	Packing	53	2	1
92-0791	Seal - Oil	37	26	1	92-1944	Gasket - Cover, Rocker	53	10	1
92-0793	Seal - Oil	37	16	2	92-1945	Cover - Rear	52	29	1
92-0793	Seal - Oil	41	32	2	92-1946	Gasket - Front	59	10	1
92-0796	Screw - Cap Hex. Hd.	37	31	5	92-1947	Arm - Rocker	57	18	6
92-0803	Screw - Hex. Flange Hd.	41	30	12	92-1948	Gear - Oil Pump	59	5	1
92-0804	Stud	37	28	1	92-1949	Gear - Oil Pump	59	6	1
92-0807	Cap - Sealing	37	23	1	92-1950	Gasket	60	7	1
92-0808	Shim Set	37	20	1	92-1951	Nipple	61	26	1
92-0809	Shim Set	37	11	1	92-1952	Seal - Oil	52	27	1
92-0816	Arm - Shift Fork R-1	40	15	1	92-1953	Screw - Adjusting	57	17	6
92-0817	Arm - Shift Fork 2-3	40	5	1	92-1954	Valve - Inlet	57	29	3
92-0818	Arm - Shift Fork Hi-Lo	40	19	1	92-1955	Valve - Exhaust	57	31	3
92-0819	Gear - 40T	39	32	1	92-1956	Bearing - Set, Main	52	17	1
92-0820	Gear - 27T	39	5	1	92-1957	Rod Bearing Set	55	6	1
92-0821	Gear - 24T	39	15	1	92-1958	Pin - Dowel	52	15	1
92-0822	Gear - 28T	39	24	1	92-1959	Seat - Intake Valve	53	21	3
92-0823	Gear - 43T	39	27	1	92-1960	Seal - Oil	59	11	1

*Not Illustrated

TORO PART NUMBER INDEX (Cont.)

Part No.	Description	Pg. No.	Ref. No.	Qty.	Part No.	Description	Pg. No.	Ref. No.	Qty.
92-1961	Seal - Valve	57	13	6	92-2043	Assembly - Distributor	64	*	1
92-1962	Gasket	54	3	1	92-2044	Gasket - Exhaust	31	54	1
92-1962	Gasket	54	20	1	92-2044	Gasket - Exhaust Ring	61	18	1
92-1963	Mount - Engine	61	8	1	92-2045	Housing - Seal, Oil	52	26	1
92-1964	Plate - Cam	57	14	1	92-2046	Assembly - Oil Pump	59	4	1
92-1965	Assembly - Cover	54	2	1	92-2049	Assembly - Camshaft	57	24	1
92-1966	Gasket	54	21	1	92-2050	PCV Valve	53	3	1
92-1967	Assembly - Cover	54	15	1	92-2053	Assembly - Oil Pan	54	11	1
92-1968	Tensioner - Belt	57	30	1	92-2054	Manifold - Intake	61	9	1
92-1971	Bolt	53	16	8	92-2055	Assembly - Starter	65	*	1
92-1972	Washer	57	20	2	92-2056	Flange - PTO	57	32	1
92-1973	Shaft - Rocker Arm	57	23	1	92-2057	Bolt - Crankshaft PTO	55	14	1
92-1974	Assembly - Case	59	8	1	92-2058	Carburetor	62	11	1
92-1975	Cap - Oil	53	1	1	92-2059	Belt - Timing	57	11	1
92-1976	Seat - Exhaust Valve	53	22	3	92-2060	Assembly - Water Pump	60	5	1
92-1977	Spring - Valve	57	12	6	92-2061	Assembly - PTO Sprocket	57	3	1
92-1978	Switch - Oil Pressure	58	4	1	92-2062	Assembly - PTO Adapter	57	2	1
92-1980	Flywheel	55	9	1	92-2063	Washer	53	6	2
92-1981	Bearing - Front	52	13	1	92-2065	Bearing	66	5	1
92-1982	Bearing - Ring	52	7	1	92-2066	Nut	66	23	2
92-1983	Retainer	59	14	1	92-2067	Spring - Brush	66	16	2
92-1984	Washer	66	27	1	92-2068	Brush	66	17	2
92-1987	Gasket	52	25	1	92-2069	Cover - Bearing	66	11	1
92-1988	Gasket - Oil	54	9	1	92-2070	Bearing	66	10	1
92-1989	Gasket	60	6	1	92-2071	Screw	66	18	2
92-1991	Gasket	52	30	1	92-2073	Assembly - Holder	66	15	1
92-1993	Gasket - Intake	61	10	1	92-2075	Assembly - Rotor	66	9	1
92-1994	Cap - Sealing	52	4	1	92-2076	Plate	66	7	1
92-1995	Assembly - Crankshaft	55	7	1	92-2077	Screw	66	8	4
92-1996	Assembly - Cover, Front	54	18	1	92-2078	Bolt	66	4	2
92-1997	Gasket - Cylinder	53	23	1	92-2079	Collar	66	2	1
92-1998	Shaft - Balancer	58	1	1	92-2080	Frame - End	66	24	1
92-1999	Rod - Connecting	55	4	3	92-2081	Cover - End	66	13	1
92-2000	Sprocket	57	10	1	92-2082	Rectifier	66	22	1
92-2001	Spring	57	7	1	92-2083	Bushing	66	21	1
92-2002	Cap Inlet	61	27	1	92-2084	Regulator	66	20	1
92-2003	Bolt - Connecting Rod	55	3	6	92-2085	Screw W/washer	66	6	6
92-2005	Piston & Pin (Std.)	55	2	3	92-2085	Screw W/washer	66	14	6
92-2006	Assembly - Crankcase	52	1	1	92-2086	Screw W/washer	66	19	1
92-2007	Pump - Fuel	44	12	2	92-2087	Bolt W/washer	66	12	3
92-2008	Cover	60	18	1	92-2088	Yoke	65	15	1
92-2009	Hose - By-Pass	60	14	1	92-2089	Brush	65	16	4
92-2010	Pin - Dowel	57	25	1	92-2090	Spring	65	17	4
92-2011	Brace	66	28	1	92-2091	Assembly - Holder	65	14	1
92-2012	Bracket - Oil Filter	52	23	1	92-2092	Insulator	65	13	1
92-2013	Piston & Pin	55	*	3	92-2093	Armature	65	6	1
92-2014	Piston Ring Set (Std.)	55	1	1	92-2094	Clutch	65	7	1
92-2015	Piston Ring Set	55	*	1	92-2095	Kit - Switch	65	4	1
92-2016	Valve - EGR	61	14	1	92-2096	Ring - Snap	65	9	1
92-2017	Bolt - Rocker Shaft	57	21	2	92-2097	Nut	65	8	2
92-2018	Bolt - Rocker Shaft	57	22	2	92-2098	Washer	65	10	1
92-2019	Strainer - Oil	54	10	1	92-2099	Bolt	65	11	2
92-2021	Seal - Oil	53	12	1	92-2100	Bolt	66	25	2
92-2022	Mount - Engine	58	2	1	92-2102	Lever - Clutch	65	3	1
92-2023	Manifold - Exhaust	61	19	1	92-2103	Assembly - Bracket, Front	66	3	1
92-2024	Pipe - Water	60	15	1	92-2106	Nut	65	2	2
92-2025	Assembly - Alternator	66	*	1	92-2107	Nut	65	5	1
92-2026	Hose - PCV Valve	53	4	1	92-2108	Igniter Set	64	12	1
92-2027	Coil - Ignition	31	14	1	92-2109	O-Ring	64	8	1
92-2028	Wire - High Tension	64	21	1	92-2110	Cover - Acc. Pump	63	19	1
92-2032	Seal - Oil	59	3	1	92-2111	Kit - Mixing Screw	62	2	1
92-2034	Head - Cylinder	53	11	1	92-2113	Rotor	64	2	1
92-2035	Cover - Front	54	5	1	92-2114	Assembly - Cap	64	1	1
92-2036	Cover - Exhaust Manifold	61	17	1	92-2115	Screw Set	64	14	1
92-2037	Kit - Gasket	62	14	1	92-2116	Assembly - Signal Rotor	64	6	1
92-2038	Kit - Gasket	62	12	1	92-2117	Chamber - Vacuum	64	7	1
92-2039	Kit - Thermostat	60	8	1	92-2118	Plate	64	10	1
92-2040	Pulley	60	3	1	92-2119	Wire - Lead	64	11	1
92-2041	V-Belt	60	1	1	92-2120	Gasket	64	3	1
92-2042	Sprocket - Oil	57	33	1	92-2121	Wire Assembly - Lead	64	13	1

*Not Illustrated

TORO PART NUMBER INDEX (Cont.)

Part No.	Description	Pg. Ref. No. No. Qty.	Part No.	Description	Pg. Ref. No. No. Qty.
92-2122	Housing	64 9 1	92-2379	Clamp - Hose	43 13 1
92-2125	Assy. - Spark Plug Wire Set	64 * 1	92-2609	Decal - Remote Hyd.	13 18 1
92-2126	Kit - Gasket, Upper	67 3 1	92-2697	Hose - Hydraulic LH	47 1 1
92-2127	Kit - Overhaul Gasket	67 2 1	92-4100	Backplate Assembly RH	26 * 1
92-2128	Bolt - Cover	53 5 2	92-4101	Primary Piston Assembly	9 11 1
92-2129	Screw - Cap Hex. Hd.	12 30 2	92-4102	Secondary Piston Assembly	9 4 1
92-2130	Bolt - Flange Head	57 15 2	92-4103	Pin - Stop	9 3 1
92-2131	Bolt - Flange Head	54 4 2	92-4108	Washer - Retainer	9 10 1
92-2131	Bolt - Flange Head	52 28 7	92-4109	Circlip	9 9 1
92-2132	Bolt	60 16 1	92-4110	Clevis	9 5 1
92-2133	Bolt - Flange Head	66 26 1	92-4111	Petcock - Radiator	27 42 1
92-2134	Bolt - Flange Head	66 30 1	92-4112	Cap Assembly	9 12 1
92-2135	Bolt - Flange Head	57 8 1	92-4113	Screw - Bleed	22 4 1
92-2137	Bolt/washer	54 12 2	92-4114	Cap - Bleed Screw	22 5 1
92-2138	Bolt	61 1 3	92-4114	Cap - Bleed Screw	26 5 1
92-2138	Bolt	60 19 2	92-4115	Backplate Assembly LH	22 2 1
92-2139	Bolt	61 4 1	92-4116	Backplate Assembly RH	22 * 1
92-2140	Bolt	61 28 1	92-4117	Assy. - Wheel Cylinder LH	22 * 1
92-2141	Bolt	61 3 2	92-4118	Assy. - Wheel Cylinder RH	22 * 1
92-2142	Bolt/washer	60 4 3	92-4119	Kit - Seal	22 * 1
92-2143	Bolt	52 22 3	92-4120	Shoe & Lining Set	22 13 1
92-2144	Bolt	52 20 2	92-4121	Assembly - Adjuster LH	22 * 1
92-2145	Nut - Flange	57 5 1	92-4122	Assembly - Adjuster RH	22 * 1
92-2146	Washer	64 15 1	92-4123	Assembly - Pawl LH	22 19 1
92-2147	Washer	57 6 1	92-4123	Assembly - Pawl LH	26 19 1
92-2148	Pin - Dowel	52 6 2	92-4124	Assembly - Pawl RH	22 * 1
92-2148	Pin - Dowel	55 13 1	92-4124	Assembly - Pawl RH	26 * 1
92-2149	Pin	57 1 2	92-4125	Plug	22 3 1
92-2150	Ring - Snap	59 15 1	92-4126	Spring - Shoe, Upper LH	22 14 1
92-2151	Cap - Plug	61 29 1	92-4127	Spring - Shoe, Upper RH	22 * 1
92-2151	Cap - Sealing	52 2 3	92-4128	Spring - Shoe, Lower	22 15 1
92-2151	Cap - Sealing	53 13 1	92-4129	Spring - Adjuster, LH	22 20 1
92-2152	Bushing	52 3 4	92-4130	Spring - Adjuster, RH	22 * 1
92-2153	Plug - Spark	64 18 3	92-4131	Washer - Hold Down	22 22 2
92-2154	Kit - Diaphragm	63 20 1	92-4131	Washer - Hold Down	26 22 2
92-2155	Gasket - Water Inlet	60 21 1	92-4132	Spring - Hold Down	22 23 2
92-2156	Nut - Alternator	66 31 1	92-4133	Pin - Hold Down	22 26 2
92-2157	Outlet - Water	61 2 1	92-4133	Pin - Hold Down	26 26 2
92-2160	Cartridge - Relief Valve	46 12 1	92-4134	Plug - Inspection	22 25 1
92-2161	Body - Relief Valve	46 28 1	92-4134	Plug - Inspection	26 25 1
92-2162	Head	48 6 1	92-4135	Set Bolt	22 1 2
92-2165	Kit - Repair	48 * 1	92-4135	Set Bolt	26 1 2
92-2173	Screw - Cap Socket Head	28 18 8	92-4136	Backplate Assembly LH	26 2 1
92-2174	Screw - Adjusting	28 22 1	92-4137	Screw - Bleed	26 4 1
92-2175	Gear	28 11 2	92-4140	Assy. - Wheel Cylinder LH	26 * 1
92-2176	Pin - Dowel	28 16 2	92-4141	Assy. - Wheel Cylinder RH	26 * 1
92-2177	Pin - Shear	28 7 1	92-4142	Seal Kit	26 * 1
92-2178	Ring - Crescent	28 4 4	92-4143	Shoe & Lining Set	26 13 1
92-2179	Key - Square	28 5 1	92-4144	Assembly - Adjuster LH	26 * 1
92-2180	Gasket - Copper	28 23 1	92-4145	Assembly - Adjuster RH	26 * 1
92-2181	Plate - Pressure	28 13 1	92-4146	Plug	26 3 1
92-2182	Plate - Seal	28 9 1	92-4147	Spring - Shoe, Upper LH	26 14 1
92-2183	Plate - Wear	28 10 1	92-4148	Spring - Shoe, Upper RH	26 * 1
92-2184	Cap - Relief Valve	28 24 1	92-4149	Spring - Shoe, Lower	26 15 1
92-2185	Plug	28 19 1	92-4150	Spring - Adjuster, LH	26 20 1
92-2186	Spacer	28 3 1	92-4151	Spring - Adjuster, RH	26 * 1
92-2187	Housing - Gear, End	28 17 1	92-4152	Spring - Hold Down	26 23 2
92-2189	Shaft - Drive	28 6 1	92-4153	Assembly - Steering Column	5 11 1
92-2190	Shaft - Idler	28 25 1	92-4154	Universal Joint Assembly	5 31 1
92-2191	Bearing	28 27 1	92-4155	Slip Joint Assembly - Upper	5 28 1
92-2192	Bearing	28 12 4	92-4156	Slip Joint Assembly - Lower	5 29 1
92-2193	Ball	28 20 1	92-4157	Boot - Steering Shaft	5 24 1
92-2194	Spring	28 21 1	92-4158	Valve Assy. - Hyd. Gear	7 * 1
92-2195	Seal - Oil	28 2 1	92-4159	Nut - Adjuster Plug Lock	6 25 1
92-2196	Seal - Pressure Plate	28 15 1	92-4160	Bearing Service Kit - Upper	7 * 1
92-2197	Seal - Back Up	28 14 1	92-4161	Assembly - Cover Service	6 * 1
92-2198	Seal	28 26 1	92-4162	Pitman Shaft - Gear Service	7 * 1
92-2199	Key - Ball	28 28 1	92-4163	Assy. - Steering Housing	7 * 1
92-2379	Clamp - Hose	27 4 2	92-4164	Plug Assy. - Service Adjust.	7 * 1
92-2379	Clamp - Hose	44 6 2	92-4165	Plug - Housing End	6 2 1

*Not Illustrated

TORO PART NUMBER INDEX (Cont.)

Part No.	Description	Pg. Ref.		Part No.	Description	Pg. Ref.	
		No.	Qty.			No.	Qty.
92-4166	Rack/Piston/Nut Assembly	7	* 1	92-5162	Plug - Inlet	61	24 2
92-4167	Assembly - Plug Service	7	* 1	92-5163	Gasket - EGR Valve	61	15 1
92-4168	Return - Guide Ball	6	7 2	92-5164	Assembly - Hose	61	11 1
92-4169	Bearing - Needle	6	21 1	92-5165	Clip	61	12 1
92-4170	Bearing - Pitman Shaft	6	47 1	92-5166	Bolt	61	13 2
92-4177	Yoke - Double Clamp	24	34 2	92-5167	Bracket - Front	65	1 1
92-4179	Yoke, Shaft & Seal Tube	24	33 2	92-5168	Bracket - Rear	65	12 1
92-4180	Seal	24	32 2	92-5169	Pulley	66	1 1
92-4182	Yoke & Hub	24	31 2	92-5170	Cover	64	4 1
92-4187	Cross & Bearing Kit	24	30 4	92-5171	Gasket - Cover	64	5 1
92-4188	Ring - Snap	24	28 12	92-5172	Clamp	64	23 1
92-4189	Strap & Bolt Kit	24	36 2	92-5304	Decal - Brake (Japan)	13	20 1
92-4190	Yoke - End	24	29 2	92-5311	Decal - Differential (Japan)	13	17 1
92-4198	Fan Shroud Assembly	27	13 1	92-5318	Decal - Axle (Japan)	13	11 1
92-5100	Gasket - Liquid	67	1 1	92-5325	Decal - Caution (Japan)	13	10 1
92-5101	Seat - Exhaust Valve	53	* 3	92-5332	Decal - Supervisor (Japan)	3	55 1
92-5102	Seat - Intake Valve	53	* 3	92-5346	Decal - Remote Hyd.	13	18 1
92-5103	Guide - Intake Valve	53	* 3	92-5353	Decal - Dump Hyd. (Japan)	13	19 1
92-5104	Guide - Intake Valve	53	* 3	92-5360	Decal - PTO (Japan)	13	16 1
92-5105	Guide - Exhaust Valve	53	* 1	92-5367	Decal - PTO (Japan)	24	40 1
92-5106	Guide - Exhaust Valve	53	* 1	92-5374	Decal - Fuse (Japan)	3	54 1
92-5107	Stud	52	14 1	92-5381	Decal - ROPS (Japan)	18	3 2
92-5108	Gasket - Bracket	52	24 1	92-5388	Decal - Rollover (Japan)	18	2 1
92-5109	Stay - Oil Filter	52	21 1	92-5395	Decal - Load (Japan)	1	16 1
92-5110	Gauge - Oil Level	52	19 1	92-5473	Decal - ATF (Japan)	24	4 1
92-5111	Guide - Oil Level Gauge	52	32 1	92-5490	Decal - Quick Ref. (DU)	13	23 1
92-5112	Bolt - Flange Head	52	18 1	92-5491	Decal - Quick Ref. (FR)	13	23 1
92-5112	Bolt - Flange Head	60	2 4	92-5492	Decal - Quick Ref. (GR)	13	23 1
92-5113	Bolt - Flange Head	54	1 3	92-5493	Decal - Quick Ref. (IT)	13	23 1
92-5116	Piston & Pin	55	* 3	92-5494	Decal - Quick Ref. (Japan)	14	23 1
92-5117	Piston & Pin	55	* 3	92-5495	Decal - Quick Ref. (SP)	13	23 1
92-5118	Piston Ring Set	55	* 1	92-5496	Decal - Quick Ref. (SW)	13	23 1
92-5120	Piston Ring Set	55	* 1	92-5951	Angle - Hitch	24	41 1
92-5121	Piston Ring Set	55	* 1	92-5955	Decal - No Riders	51	10 1
92-5122	Nut - Timing Belt	57	4 1	92-5972	Grommet	15	5 4
92-5123	Bolt - Engine Mount	58	3 3	92-5974	Panel - Front	51	6 1
92-5124	Body - Choke, Auto	62	15 1	92-6408	Decal - Danger (Japan)	14	26 1
92-5125	Kit - Check Valve	63	13 1	92-6415	Decal - Danger (Japan)	15	6 1
92-5126	Cover - Carburetor Top	62	5 1	92-6415	Decal - Warning (Japan)	47	32 2
92-5127	Kit - Float & Pin	63	12 1	92-6422	Decal - Dash (Japan)	3	56 1
92-5128	Insulator - Carburetor	62	13 1	92-6444	Decal - Grease (Japan)	25	44 2
92-5129	Jet - Pilot	63	8 1	92-6479	Decal - Caution (Japan)	23	32 2
92-5130	Jet - Main	63	10 1	92-6493	Decal - Warning (Japan)	19	33 2
92-5131	Jet - Power	63	11 1	92-7240	Decal - Warning (Japan)	27	44 1
92-5132	Kit - Holder, Main Jet	63	6 1	92-9146	Latch - Handle	51	29 2
92-5133	Kit - Lever, Throttle	63	2 1	93-0307	Nut - Retainer	21	35 2
92-5134	Orifice - Choke	62	8 1	93-0309	Washer - Tab	21	3 2
92-5135	Kit - Screw Adjusting, Idle	63	5 1	93-1312	Decal - Warning	51	20 2
92-5136	Kit - Adjusting Screw	62	1 1	93-3101	Cap - Fuel (US)	43	1 1
92-5137	Spring	62	4 1	93-3766	Decal - Caution (Japan)	27	35 1
92-5140	Kit - Needle Valve	63	21 1	93-6668	Decal - Charging (Europe)	42	22 1
92-5141	Valve - Fuel Cut-Off	63	22 1	93-6681	Decal - Warning (Europe)	27	44 1
92-5142	Valve - Carburetor Piston	62	3 1	93-6687	Decal - No Step (Europe)	42	11 1
92-5143	Gasket - Choke, Auto	62	17 1	93-7050	Radiator Assembly	27	30 1
92-5144	Cover - Float Chamber	63	14 1	93-7053	Warning Light Assembly	2	9 1
92-5145	Screw	62	7 6	93-7059	Hose - Brake Front	10	9 2
92-5146	Screw	63	18 4	93-7081	Tube - Brake Front RH	10	10 1
92-5147	Screw	63	15 4	93-7082	Tube - Brake Front LH	10	16 1
92-5148	Screw	63	1 1	93-7085	Tube - Brake Front	10	19 1
92-5149	Screw	62	16 1	93-7088	Support - Fan	27	16 1
92-5150	O-Ring	63	9 1	93-7090	Stub - Axle	24	14 2
92-5151	O-Ring	63	16 1	93-7094	Cover - Wire Harness	2	49 1
92-5152	O-Ring	63	7 1	93-7095	Frame - Engine	30	17 1
92-5153	O-Ring	63	17 1	93-7103	Screen - Radiator	27	7 1
92-5154	Nut - Carburetor, INR	63	4 1	93-7121	Housing - Bell	12	8 1
92-5155	Clamp - Carburetor	62	9 1	93-7123	Hose - Brake Front	20	8 2
92-5156	Clamp - Carburetor INR	62	6 1	93-7125	Brake Assembly RH	24	* 1
92-5157	Bolt	62	10 2	93-7125	Rear Brake Assembly - RH	26	* 1
92-5160	Valve - Thermostat	60	9 1	93-7126	Brake Assembly LH	24	9 1
92-5161	Gasket	60	10 1	93-7126	Rear Brake Assembly - LH	26	* 1

*Not Illustrated

TORO PART NUMBER INDEX (Cont.)

Part No.	Description	Pg. No.	Ref. No.	Qty.	Part No.	Description	Pg. No.	Ref. No.	Qty.
93-7128	Drum - Brake	24	15	2	94-3823	Bell Crank	8	19	1
93-7129	Harness - Wire Rear	2	34	1	94-3829	Pin - Clevis	17	23	1
93-7133	Arm - Control Upper LH	20	*	1	94-3836	Accelerator Cable Assembly	33	1	1
93-7135	Arm - Control Upper RH	20	21	1	94-3836	Cable - Accelerator	8	42	1
93-7145	Screw - Cap Hex. Hd.	5	19	3	94-3837	Cable - Clutch	3	67	1
93-7170	Cap - Fuel (CE)	43	*	1	94-3837	Clutch Cable Assembly	12	36	1
93-7252	Decal - CE (Europe)	3	66	1	94-3838	Bracket - Mudflap LH	1	23	1
93-7276	Decal - Danger (Europe)	42	23	1	94-3839	Bracket - Mudflap RH	1	*	1
93-7814	Decal - Caution (Europe)	29	1	1	94-3841	Mudflap	1	26	2
93-8071	Decal - Caution (Europe)	23	32	2	94-3842	Tube - Brake Rear	10	12	1
93-8938	Bracket - Cover LH	27	46	1	94-3843	Tube - Brake LH	23	22	1
93-8939	Bracket - Cover RH	27	47	1	94-3844	Tube - Brake LH	23	*	1
93-8940	Cover - Radiator	27	45	1	94-3845	Tube - Brake RH	23	20	1
93-8941	Bracket - Front LH	50	15	1	94-3846	Tube - Brake RH	23	3	1
93-8942	Bracket - Front RH	50	*	1	94-5202	Lever Support Assembly	16	14	1
93-8943	Plate - Tail Light LH	50	12	1	94-5203	Hydraulic Cylinder Assy.	47	16	2
93-8944	Plate - Tail Light RH	50	*	1	94-5206	Barrel Assembly	48	1	1
93-8953	Front Bracket Assy. LH	32	59	1	94-5207	Shaft	48	2	1
93-8954	Front Bracket Assy. RH	32	60	1	94-5209	Cover - Dust	9	7	1
93-8955	Rear Brace Assy. LH	12	48	1	94-5210	Rod - Push	9	8	1
93-8956	Rear Brace Assy. RH	12	47	1	94-5221	Flap - Cylinder, Master	8	43	1
93-8958	Pedal - Clutch	12	39	1	94-5224	Driveshaft Assembly	25	*	2
93-8961	Arm - Accelerator Pedal	8	10	1	94-5228	Pulley	27	23	1
93-8965	Pedal - Brake	8	27	1	94-5231	Assembly - Cover	53	9	1
93-8969	Pedal - Accelerator	8	15	1	94-5232	Wire - Spark Plug, #1	64	20	1
93-8971	Seal - Port, Flange	9	2	2	94-5233	Wire - Spark Plug, #2	64	19	1
93-9430	Decal - Differential (Europe)	13	17	1	94-5234	Wire - Spark Plug, #3	64	22	1
93-9436	Decal - Quick Ref. (DN)	13	23	1	94-2535	Air Cleaner (Complete)	45	*	1
93-9437	Decal - Quick Ref. (FN)	13	23	1	94-2535	Air Cleaner Assembly	44	17	1
93-9438	Decal - Quick Ref. (NO)	13	23	1	94-5239	Hose - Air Cleaner	31	1	1
93-9439	Decal - Quick Ref. (PO)	13	23	1	94-5240	Operators Platform Assy.	1	17	1
93-9442	Decal - ATF (Europe)	24	4	1	94-5245	Supervisor Switch Assembly	2	29	1
93-9443	Decal - Brake (Europe)	13	20	1	218-446	Nut - Hex.	2	11	1
93-9444	Decal - Dump Hyd.	13	19	1	218-447	Washer - Lock	2	12	1
93-9446	Decal - Dash (Europe)	3	56	1	218-473	Boot - Switch	3	63	1
93-9447	Decal - Caution (Europe)	27	35	1	218-574	Fuse - 7.5 Amp	2	46	2
93-9448	Decal - Caution (Europe)	13	10	1	218-578	Fuse - 10 Amp	3	61	1
93-9449	Decal - Grease (Europe)	25	44	2	218-600	Bulb	2	13	2
93-9575	Tube - Flatbed Pivot	51	35	2	219-17	Bulb - Warning Light	3	59	4
93-9595	Lanyard - Tailgate	51	33	2	232-27	Stem - Valve	21	31	2
93-9719	Block - Wear	51	18	2	232-27	Valve - Stem	24	17	2
93-9720	Plate - Pivot Long LH	51	23	2	233-37	Knob	16	1	1
93-9721	Plate - Pivot Long RH	51	36	2	233-39	Knob	46	1	1
93-9722	Spacer - Bracket LH	51	16	1	233-39	Knob	5	1	1
93-9723	Spacer - Bracket RH	51	12	1	233-48	Knob	17	4	1
93-9724	Bed	51	2	1	237-21	Seal - O-Ring	47	2	6
93-9850	Decal - Rollover (Europe)	18	2	1	237-22	Seal - O-Ring	47	5	3
93-9851	Decal - Fuse (Europe)	3	54	1	237-22	Seal - O-Ring	46	9	4
93-9852	Decal - Danger (Europe)	15	6	1	237-30	Seal - O-Ring	35	34	2
93-9852	Decal - Warning (Europe)	47	32	2	237-42	O-Ring	49	2	2
93-9856	Decal - Supervisor (Europe)	3	55	1	237-42	Seal - O-Ring	47	7	2
93-9857	Decal - Axle (Europe)	13	11	1	237-42	Seal - O-Ring	46	11	2
93-9859	Decal - ROPS (Europe)	18	3	2	237-42	Seal - O-Ring	35	47	1
93-9860	Decal - Danger (Europe)	14	26	1	237-78	Seal - O-Ring	47	15	4
93-9861	Decal - PTO (Europe)	13	16	1	237-79	Seal - O-Ring	47	25	1
93-9862	Decal - PTO (Europe)	24	40	1	237-79	Seal - O-Ring	35	39	2
93-9866	Decal - Remote Hyd.	13	18	1	237-80	Seal - O-Ring	47	24	1
93-9879	Decal - Warning (Europe)	19	33	2	237-81	Seal - O-Ring	35	28	1
94-1224	Decal - Load (Europe)	1	16	1	237-123	Seal - O-Ring	35	25	1
94-3800	Master Cylinder Assembly	8	3	1	240-5	Grommet	12	32	1
94-3801	Fuel Tank Assembly	43	2	1	241-119	Cap Dust	21	1	2
94-3804	Rod End Assy. LH Thread	21	*19	2	2410-35	Plug - Hole	2	6	1
94-3807	Rod End Assy. RH Thread	21	*	2	2410-42	Cap - Front Bumper	1	12	2
94-3809	Tire - Hard Surface	21	*	2	2410-64	Plug - Hole	3	64	1
94-3810	Rod - Link	8	25	1	2411-33	Joint - Ball	12	3	1
94-3814	Tube - Hydraulic	8	1	1	2412-10	Clamp - R	20	7	2
94-3815	Tube - Hydraulic	8	2	1	2412-10	Clamp - R	31	43	1
94-3819	Tube - Brake Rear	10	5	1	2412-34	Clamp	47	22	1
94-3820	Tube - Brake Front	10	1	1	2412-34	Clamp - Hose	27	9	2
94-3821	Plate - Center, Frame	8	34	1	2412-34	Clamp - Hose	31	30	2

*Not Illustrated

TORO PART NUMBER INDEX (Cont.)

Part No.	Description	Pg. Ref. No. No. Qty.	Part No.	Description	Pg. Ref. No. No. Qty.
2412-34	Clamp - Hose	36 53 1	321-9	Screw - Cap Hex. Hd.	17 27 1
2412-36	Clamp	43 8 2	321-9	Screw - Cap Hex. Hd.	8 38 1
2412-36	Clamp - Hose	35 3 3	321-14	Screw - Cap Hex. Hd.	47 8 2
2412-82	Clamp - R	30 10 1	321-15	Screw - Cap Hex. Hd.	46 13 1
2412-89	Clamp - R	30 2 2	322-2	Screw - Cap Hex. Hd.	10 11 1
2412-89	Clamp - R	42 5 1	322-2	Screw - Cap Hex. Hd.	44 16 4
2412-89	Clamp - R	10 21 1	322-2	Screw - Cap Hex. Hd.	5 16 6
2412-89	Clamp - R	12 25 1	322-2	Screw - Cap Hex. Hd.	46 31 1
2412-89	Clamp - R	2 32 1	322-2	Screw - Cap Hex. Hd.	27 39 6
2412-92	Clamp - Hose	31 2 1	322-2	Screw - Cap Hex. Hd.	31 42 1
2412-92	Clamp - Hose	44 14 1	322-2	Screw - Cap Hex. Hd.	2 50 3
2412-93	Clamp - R	50 2 1	322-3	Screw - Cap Hex. Hd.	47 20 4
2412-96	Clamp - R	44 4 1	322-5	Screw - Cap Hex. Hd.	29 2 4
2412-105	Clamp - R	5 17 2	322-5	Screw - Cap Hex. Hd.	13 6 8
2412-108	Clamp - Hose	44 8 2	322-5	Screw - Cap Hex. Hd.	20 10 2
2412-108	Clamp - Hose	43 10 1	322-5	Screw - Cap Hex. Hd.	50 20 4
2412-108	Clamp - Hose	31 47 2	322-5	Screw - Cap Hex. Hd.	27 22 4
2412-119	Clamp - Hose	31 6 3	322-5	Screw - Cap Hex. Hd.	46 24 1
2412-130	Clamp - Hose	45 10 1	322-5	Screw - Cap Hex. Hd.	8 36 2
2412-130	Clamp - Hose	31 32 2	322-6	Screw - Cap Hex. Hd.	31 4 2
2412-133	Clamp - R	15 3 2	322-7	Screw - Cap Hex. Hd.	29 9 4
2412-149	Clamp - Tube	23 24 4	322-12	Screw - Cap Hex. Hd.	16 25 1
251-8	Bearing - Ball	39 1 2	323-4	Screw - Cap Hex. Hd.	43 16 2
251-82	Bearing - Ball	29 11 2	323-4	Screw - Cap Hex. Hd.	1 22 1
251-346	Bearing - Ball	39 8 1	323-6	Screw - Cap Hex. Hd.	17 1 1
254-72	Cup - Bearing	21 29 2	323-6	Screw - Cap Hex. Hd.	44 2 1
254-94	Cone - Bearing	21 30 2	323-6	Screw - Cap Hex. Hd.	24 11 8
254-106	Cone - Bearing	21 27 2	323-6	Screw - Cap Hex. Hd.	15 12 2
254-107	Cup - Bearing	21 28 2	323-6	Screw - Cap Hex. Hd.	23 31 2
256-155	Bushing - Flange	8 26 2	323-6	Screw - Cap Hex. Hd.	16 37 1
256-156	Bushing - Flange	12 38 2	323-7	Screw - Cap Hex. Hd.	35 14 4
256-247	Bushing - Flange	8 18 2	323-7	Screw - Cap Hex. Hd.	8 17 2
256-259	Bushing - Flange	8 9 2	323-7	Screw - Cap Hex. Hd.	33 27 3
283-2	Pin - Clevis	8 4 1	323-7	Screw - Cap Hex. Hd.	24 43 4
283-30	Pin - Clevis	8 12 1	323-8	Screw - Hex. Flange Hd.	21 11 8
283-30	Pin - Clevis	12 35 1	323-9	Screw - Cap Hex. Hd.	42 16 1
283-62	Pin - Clevis	17 6 1	323-10	Screw - Cap Hex. Hd.	35 8 1
283-62	Pin - Clevis	16 8 3	323-12	Screw - Cap Hex. Hd.	19 6 8
283-62	Pin - Clevis	35 35 3	323-29	Screw - Cap Hex. Hd.	31 55 2
283-85	Pin - Clevis	8 14 1	323-42	Screw - Hex.	51 19 14
285-17	Plug - Pipe	34 15 2	324-9	Screw - Cap Hex. Hd.	19 22 4
302-5	Fitting - Grease	8 8 3	324-10	Screw - Cap Hex. Hd.	19 1 4
302-5	Fitting - Grease	20 14 4	324-13	Screw - Cap Hex. Hd.	19 10 2
302-5	Fitting - Grease	21 20 4	324-19	Screw - Cap Hex. Hd.	30 6 2
302-5	Fitting - Grease	5 30 1	325-4	Screw - Cap Hex. Hd.	15 15 2
302-5	Fitting - Grease	24 35 4	325-13	Screw - Cap Hex. Hd.	20 11 8
302-5	Fitting - Grease	12 49 1	325-13	Screw - Cap Hex. Hd.	19 27 4
302-11	Fitting - Grease	19 8 1	325-19	Screw - Cap Hex. Hd.	24 27 1
302-58	Fitting - Grease	25 46 16	325-20	Screw - Cap Hex. Hd.	24 24 5
321-2	Screw - Cap Hex. Hd.	2 1 7	3210-9	Screw - Cap Hex. Hd.	33 6 1
321-3	Screw - Cap Hex. Hd.	2 4 2	3211-8	Screw - Cap Hex. Hd.	16 13 2
321-3	Screw - Cap Hex. Hd.	33 7 1	3215-1	Screw - Cap Hex. Hd.	35 16 2
321-3	Screw - Cap Hex. Hd.	27 28 4	3217-25	Nut - Hex.	2 38 2
321-3	Screw - Cap Hex. Hd.	5 33 2	3217-26	Nut - Hex.	2 37 1
321-4	Screw - Cap Hex. Hd.	30 1 2	3217-29	Nut - Jam	3 58 3
321-4	Screw - Cap Hex. Hd.	42 8 1	3218-18	Nut - Jam	16 43 1
321-4	Screw - Cap Hex. Hd.	13 9 8	3218-20	Nut - Jam	12 14 2
321-4	Screw - Cap Hex. Hd.	27 12 4	3218-21	Nut - Jam	21 18 2
321-4	Screw - Cap Hex. Hd.	31 15 1	3219-2	Nut	34 19 2
321-4	Screw - Cap Hex. Hd.	15 20 8	3219-14	Nut	16 5 1
321-4	Screw - Cap Hex. Hd.	10 22 1	3219-14	Nut - Hex.	35 32 1
321-4	Screw - Cap Hex. Hd.	1 24 4	3219-14	Nut - Jam	33 10 2
321-4	Screw - Cap Hex. Hd.	12 26 1	3220-1	Nut - Jam	33 2 1
321-4	Screw - Cap Hex. Hd.	33 30 2	3220-1	Nut - Jam	35 37 4
321-4	Screw - Cap Hex. Hd.	2 33 1	3220-1	Nut - Jam	16 41 4
321-4	Screw - Hex. Flange Hd.	23 26 4	3220-2	Nut - Jam	12 2 1
321-6	Screw - Cap Hex. Hd.	50 3 12	3220-2	Nut - Jam	33 5 1
321-6	Screw - Cap Hex. Hd.	20 5 2	3220-3	Nut - Hex. Jam LH	8 24 2
321-9	Screw - Cap Hex. Hd.	10 3 4	3220-3	Nut - Jam	16 12 2
321-9	Screw - Cap Hex. Hd.	46 5 2	3220-7	Nut - Jam	21 2 2

*Not Illustrated

TORO PART NUMBER INDEX (Cont.)

Part No.	Description	Pg. No.	Ref. No.	Qty.	Part No.	Description	Pg. No.	Ref. No.	Qty.
3220-11	Nut - Jam	21	23	2	3256-23	Washer - Flat	17	21	1
3229-25	Screw - Carriage	47	19	2	3256-23	Washer - Flat	50	21	4
3230-1	Screw - Carriage	51	24	2	3256-23	Washer - Flat	46	26	2
3230-15	Screw - Carriage	51	34	4	3256-24	Washer - Flat	42	17	2
3230-18	Bolt - Carriage	15	2	8	3256-24	Washer - Flat	50	18	6
3230-23	Bolt - Carriage	42	6	4	3256-25	Washer - Flat	30	5	2
3230-23	Bolt - Carriage	27	21	7	3256-26	Washer - Flat	8	21	1
3231-3	Bolt - Carriage	19	21	4	3256-27	Washer - Flat	23	6	4
3231-21	Bolt - Carriage	42	7	6	3256-27	Washer - Flat	19	31	2
3231-21	Bolt - Carriage	46	21	1	3256-28	Washer - Flat	29	15	1
3231-21	Bolt - Carriage	15	22	4	3256-45	Washer - Flat	27	24	1
3231-21	Bolt - Carriage	16	32	4	3256-57	Washer - Flat	51	32	4
3231-26	Bolt - Carriage	33	15	1	3256-61	Washer - Flat	14	25	14
3231-28	Bolt - Carriage	27	17	1	3256-61	Washer - Flat	1	29	4
3232-17	Bolt - Carriage	23	19	8	3256-67	Washer - Flat	44	11	2
3234-1	Screw - Hex. Flange Hd.	1	13	6	3257-7	Key - Woodruff	29	17	1
3234-4	Screw - Hex. Flange Hd.	35	42	4	3258-19	Screw - Round Head	45	2	2
3234-5	Screw - Cap Hex. Hd.	32	56	2	3272-6	Pin - Cotter	16	3	3
3234-5	Screw - Flange Hd.	12	44	2	3272-6	Pin - Cotter	8	7	1
3234-7	Screw	51	7	21	3272-6	Pin - Cotter	17	8	1
3234-11	Screw - Cap Hex. Hd.	30	14	6	3272-6	Pin - Cotter	35	30	3
3234-29	Screw	51	27	6	3272-10	Pin - Cotter	8	11	2
3234-38	Screw - Cap Hex. Hd.	43	22	2	3272-10	Pin - Cotter	12	37	1
3234-38	Screw - Hex. Flange Hd.	23	17	22	3272-12	Pin - Cotter	20	17	4
3234-40	Screw - Hex. Flange Hd.	18	4	4	3272-12	Pin - Cotter	21	21	4
3245-31	Screw - Set	27	48	1	3272-12	Pin - Cotter	21	32	2
3250-13	Screw	2	51	2	3272-37	Pin - Cotter	47	18	2
3250-13	Screw - Hex. Hd.	13	15	20	3274-31	Screw - Button Hd.	2	7	4
3250-13	Screw - Pan Hd.	1	27	4	3274-52	Screw - Hex. Socket Hd.	34	39	4
3250-20	Screw - Round Hd.	27	2	4	3274-54	Screw - Hex. Socket Hd.	43	19	2
3250-45	Screw - Pan Hd.	51	17	4	3274-94	Screw - Socket Button Hd.	50	16	6
3253-3	Washer - Lock	33	8	1	3277-1	Nut - Hex.	5	5	1
3253-3	Washer - Lock	54	22	2	3290-221	Washer - Spring	16	34	1
3253-3	Washer - Lock	27	27	4	3290-221	Washer - Spring	17	36	2
3253-3	Washer - Lock	12	28	4	3290-271	Rivet - Pop	27	41	2
3253-3	Washer - Lock	31	37	1	3290-321	Screw - Hex. Flange Hd.	8	31	2
3253-4	Washer - Lock	56	4	6	3290-357	Nut - Flange	44	13	1
3253-4	Washer - Lock	13	5	8	3290-357	Nut - Flange	33	18	1
3253-4	Washer - Lock	33	13	2	3290-357	Nut - Flange	43	23	2
3253-4	Washer - Lock	5	14	4	3290-357	Nut - Flange	8	37	2
3253-6	Washer - Lock	31	21	2	3290-357	Nut - Flange Head	23	30	2
3253-6	Washer - Lock	25	45	10	3290-357	Nut - Flange Lock	42	1	6
3253-15	Washer - Lock	43	5	5	3290-357	Nut - Flange Lock	1	8	8
3253-15	Washer - Lock	2	39	2	3290-357	Nut - Flange Lock	15	10	4
3253-18	Washer - Lock	34	40	4	3290-357	Nut - Flange Lock	27	14	1
3253-19	Washer - Lock	3	57	3	3290-357	Nut - Flange Lock	19	16	4
3253-21	Washer - Lock	24	10	8	3290-357	Nut - Flange Lock	16	33	4
3253-21	Washer - Lock	15	13	2	3290-357	Nut - Flange Lock	31	50	2
3253-21	Washer - Lock	21	33	8	3290-378	Tie - Cable (Europe)	47	34	6
3253-22	Washer - Lock	12	9	4	3290-413	Washer - Belleville	30	12	12
3253-22	Washer - Lock	33	17	1	3290-455	Washer	5	12	1
3254-1	Washer - Lock	2	36	1	3290-456	Washer - Belleville	16	46	2
3254-2	Washer - Lock	31	11	1	3290-477	Washer - Curved	17	28	1
3255-9	Washer - Lock ETLW	42	2	1	3290-478	Washer - Belleville	17	17	1
3256-3	Washer - Flat	29	8	4	3290-506	Palnut	50	4	2
3256-4	Washer - Flat	35	12	1	3290-507	Pin - Dowel	16	31	1
3256-6	Washer - Flat	23	9	4	3296-2	Nut - Lock	13	22	20
3256-6	Washer - Flat	19	32	2	3296-2	Nut - Lock	1	30	4
3256-14	Washer - Flat	46	30	1	3296-2	Nut - Lock	8	33	2
3256-22	Washer - Flat	10	4	5	3296-2	Nut - Lock	2	45	2
3256-22	Washer - Flat	2	5	2	3296-3	Nut - Lock	33	28	1
3256-22	Washer - Flat	13	8	8	3296-4	Nut - Lock	12	4	1
3256-22	Washer - Flat	27	11	4	3296-5	Nut - Flange Lock	27	25	1
3256-22	Washer - Flat	50	11	12	3296-5	Nut - Lock	34	12	1
3256-22	Washer - Flat	46	18	3	3296-6	Nut - Lock	8	20	2
3256-22	Washer - Flat	15	19	8	3296-15	Nut - Lock	29	16	1
3256-22	Washer - Flat	8	39	3	3296-23	Nut - Flange Lock	20	12	8
3256-22	Washer - Flat	12	41	2	3296-23	Nut - Lock	23	10	4
3256-23	Washer - Flat	13	4	8	3296-23	Nut - Lock	19	14	4
3256-23	Washer - Flat	31	5	2	3296-23	Nut - Lock	15	16	2

*Not Illustrated

TORO PART NUMBER INDEX (Cont.)

Part No.	Description	Pg. Ref. No. No. Qty.	Part No.	Description	Pg. Ref. No. No. Qty.
3296-23	Nut - Lock	8 22 1	32128-20	Nut - Flange Lock	31 44 1
3296-27	Nut - Lock	33 21 2	32128-20	Nut - Lock	27 37 4
3296-27	Rivet - Plastic	42 13 4	32128-20	Nut - Lock Flange	51 28 4
3296-29	Nut - Flange Lock	27 20 8	32128-21	Nut - Lock	35 11 1
3296-29	Nut - Lock	29 6 6	32128-23	Nut - Flange	43 24 2
3296-29	Nut - Lock	12 13 1	32128-23	Nut - Flange Lock	18 5 4
3296-29	Nut - Lock	50 19 4	32128-23	Nut - Flange Lock	23 21 22
3296-29	Nut - Lock	46 27 1	32128-33	Nut - Flange	33 3 2
3296-29	Nut - Lock	8 30 2	32128-33	Nut - Flange	31 13 1
3296-29	Nut - Lock	31 36 2	32128-33	Nut - Flange	30 18 2
3296-39	Nut - Flange Lock	35 20 4	32128-33	Nut - Flange	2 44 12
3296-39	Nut - Flange Lock	42 20 1	32128-33	Nut - Flange Head	47 12 4
3296-39	Nut - Lock	50 1 6	32128-33	Nut - Flange Lock	35 1 1
3296-39	Nut - Lock	30 11 6	32128-33	Nut - Flange Lock	42 4 1
3296-39	Nut - Lock	23 13 6	32128-33	Nut - Flange Lock	46 6 1
3296-39	Nut - Lock	21 16 8	32128-33	Nut - Flange Lock	12 24 1
3296-39	Nut - Lock	33 20 3	32128-33	Nut - Flange Lock	23 27 4
3296-39	Nut - Lock	46 23 1	32128-33	Nut - Lock	1 25 4
3296-39	Nut - Lock	19 28 8	32128-35	Nut - Lock Flange	51 9 23
3296-39	Nut - Lock	17 33 1	32128-36	Nut - Lock	24 38 4
3296-39	Nut - Lock	24 42 4	32128-44	Nut - Flange Lock	15 9 2
3296-39	Nut - Lock	16 45 1	32128-53	Nut - Flange Lock	24 26 2
3296-42	Nut - Lock	17 12 1	32136-2	Nut - Slotted	20 2 2
3296-42	Nut - Lock	20 13 2	32136-3	Nut - Slotted	21 22 4
3296-42	Nut - Lock	50 13 16	32144-4	Screw - Hex. Washer Hd.	16 9 2
3296-42	Nut - Lock	51 15 4	32144-10	Screw - Self Tapping	5 18 2
3296-42	Nut - Lock	43 17 2	32144-18	Screw - Cap Hex. Hd.	2 22 2
3296-42	Nut - Lock	46 19 2	32144-42	Screw - Spark Arrestor	31 52 1
3296-42	Nut - Lock	10 20 5	32144-52	Screw - Hex. Hd.	13 12 6
3296-42	Nut - Lock	5 32 2	32144-93	Screw - Self Tapping	50 6 2
3296-42	Nut - Lock	27 38 4	32144-116	Screw - Pan Head	5 8 8
3296-42	Nut - Lock	8 41 1	32148-6	Insert - Threaded	51 1 4
3296-44	Nut - Lock	51 14 14	32148-6	Insert - Threaded	2 2 2
3296-48	Nut - Lock	19 11 10	32148-7	Nut - Clinch	51 11 4
3296-48	Nut - Lock	30 16 2	32148-7	Nut - Clinch	1 18 8
3296-58	Nut - Lock	16 11 2	32148-7	Nut - Clinch	16 19 2
3296-59	Nut - Lock	5 13 1	32148-8	Insert - Threaded (Europe)	32 57 2
3296-76	Nut - Lock	23 33 8	32148-8	Nut - Insert (Europe)	12 46 2
32104-88	Screw	1 4 6	32148-9	Insert - Threaded	23 1 8
32107-11	Nut - Square	45 4 2	32148-15	Insert - Threaded	16 4 1
32113-14	Screw	34 8 2	32148-15	Nut - Clinch	35 31 1
32120-47	Ring - E	8 13 1	32151-41	Ring - Retaining	28 1 1
32120-47	Ring - E	12 33 2	32151-56	Ring - Retaining	8 16 1
32120-47	Ring - Retaining	17 10 3	32151-104	Ring - Snap	20 15 4
32121-7	Pin - Roll	12 19 1	32152-10	Nut	48 12 1
32121-24	Pin - Roll	12 21 2	340-2	Fitting - Straight	47 10 1
32121-25	Pin - Roll	51 30 2	340-3	Fitting - Hydraulic Straight	47 26 1
32121-48	Pin - Roll	16 23 1	340-77	Fitting - Hydraulic 90°	47 6 1
32122-24	Screw - Round Hd	43 6 5	340-86	Fitting - Hydraulic Tee	46 15 1
32128-20	Nut - Flange	10 17 1	340-92	Fitting - Hydraulic Straight	47 29 1
32128-20	Nut - Flange	44 18 4	340-94	Fitting - Hydraulic Tee	46 10 1
32128-20	Nut - Flange	5 27 6	340-132	Fitting - Hydraulic 90°	47 14 4
32128-20	Nut - Flange	2 48 3	340-140	Fitting - Hydraulic Tee	47 28 1
32128-20	Nut - Flange Head	47 11 4	340-151	Fitting - Hydraulic Tee	47 30 1
32128-20	Nut - Flange Lock	20 6 2	353-781	Fitting - Fuel 90°	43 14 1
32128-20	Nut - Flange Lock	42 18 2	353-987	Fitting - Hydraulic 90°	35 29 1
32128-20	Nut - Flange Lock	15 21 8	354-134	Fitting - Hydraulic 90°	35 40 2
32128-20	Nut - Flange Lock	8 29 1	354-135	Fitting - Hydraulic 90°	35 5 1
32128-20	Nut - Flange Lock	46 33 1	354-136	Fitting - Hydraulic Straight	47 23 1

*Not Illustrated

PRODUCT CHANGES

In an effort to make improvements available to TORO owners as quickly as possible, minor changes are incorporated into Toro's products from time to time that do not become immediately shown in the Parts Catalog. If such a change has been made in your unit, which is not reflected in your manual, see your TORO Distributor or his Authorized TORO Service Dealer for information and part numbers.

IDENTIFICATION AND ORDERING

MODEL AND SERIAL NUMBERS

The Workman 3200 has two identification numbers; a model number and a serial number. The two numbers are stamped on a plate which is located on the main frame. In any correspondence concerning the Workman 3200, supply model and serial numbers to assure that correct information and replacement parts are obtained.

To order replacement parts from an Authorized TORO Service Dealer, supply the following information:

1. Model and serial number of the Workman 3200.
2. Part number, description, and the quantity of part(s) desired.

NOTE: Do not order by reference number if a parts catalog is being used; use the PART NUMBER.

TABLE OF CONTENTS

Description	Page	Description	Page
Front Bumper & Hood Assembly	1	Transaxle Gear Shafts Assembly	39
Control Panel Assembly	2-3	Shift Fork Assembly	40
Electrical Schematic	4	Differential Gear Assembly	41
Steering Linkage Assembly	5	Battery Mount Assembly	42
Steering Gear Assembly No. 87-1500	6-7	Fuel Tank Assembly	43
Brake & Accelerator Pedal Assembly	8	Air Cleaner & Fuel Supply Assembly	44
Master Brake Cylinder No. 94-3800	9	Air Cleaner Assembly	45
Hydraulic Brake Line Routing Assembly	10	Lift Valve Linkage Assembly	46
Hydraulic Schematic	11	Lift Valve & Cylinder Assembly	47
Clutch Linkage Assembly	12	Lift Cylinder No. 94-5203	48
Seat Base Assembly	13-14	Control Valve Assembly No. 43-1950	49
Seat Back Assembly	15	Rear Fender & Tail Light Assembly	50
Hi-Lo Shift Levers Assemblies	16	Bed & Bed Side Assembly	
Differential Lock & Parking Brake Assemblies	17	(Standard Equipment on Model 07202 Only)	51
R.O.P.S. Assembly	18	Cylinder Block Assembly	52
Front Suspension Assembly	19	Rocker Cover & Cylinder Head Assembly	53
Front Suspension Control Arm Assembly	20	Covers & Oil Pan Assembly	54
Front Wheel Assembly	21	Piston & Crankshaft Assembly	55
Front Brake Assembly	22	Clutch & Clutch Release Assembly	56
Rear Frame Assembly	23	Camshaft & Valves Assembly	57
Rear Axle Assembly	24-25	Balancer & Oil Pressure Switch &	
Rear Brake Assembly	26	Engine Mount	58
Radiator & Hydraulic Pump Assembly	27	Oil Pump & Filter Assembly	59
Hydraulic Pump Assembly No. 87-5700	28	Water Pump & Thermostat Assembly	60
Hydraulic Pump Drive Assembly	29	Exhaust & Intake Manifold Assembly	61
Engine Frame Assembly	30	Carburetor Installation Assembly	62
Engine Installation Assembly	31-32	Carburetor Assembly	63
Governor Assembly	33	Distributor Assembly	64
Governor	34	Starter Assembly	65
Transaxle Installation Assembly	35-36	Alternator Assembly	66
Transaxle Case Assembly	37	Gasket Kit	67
Countershaft Assembly	38	TORO Part Number Index	68-79

Japanese parts kit number 93-8951 contains all of the individual parts on the preceding pages designated as (Japan).