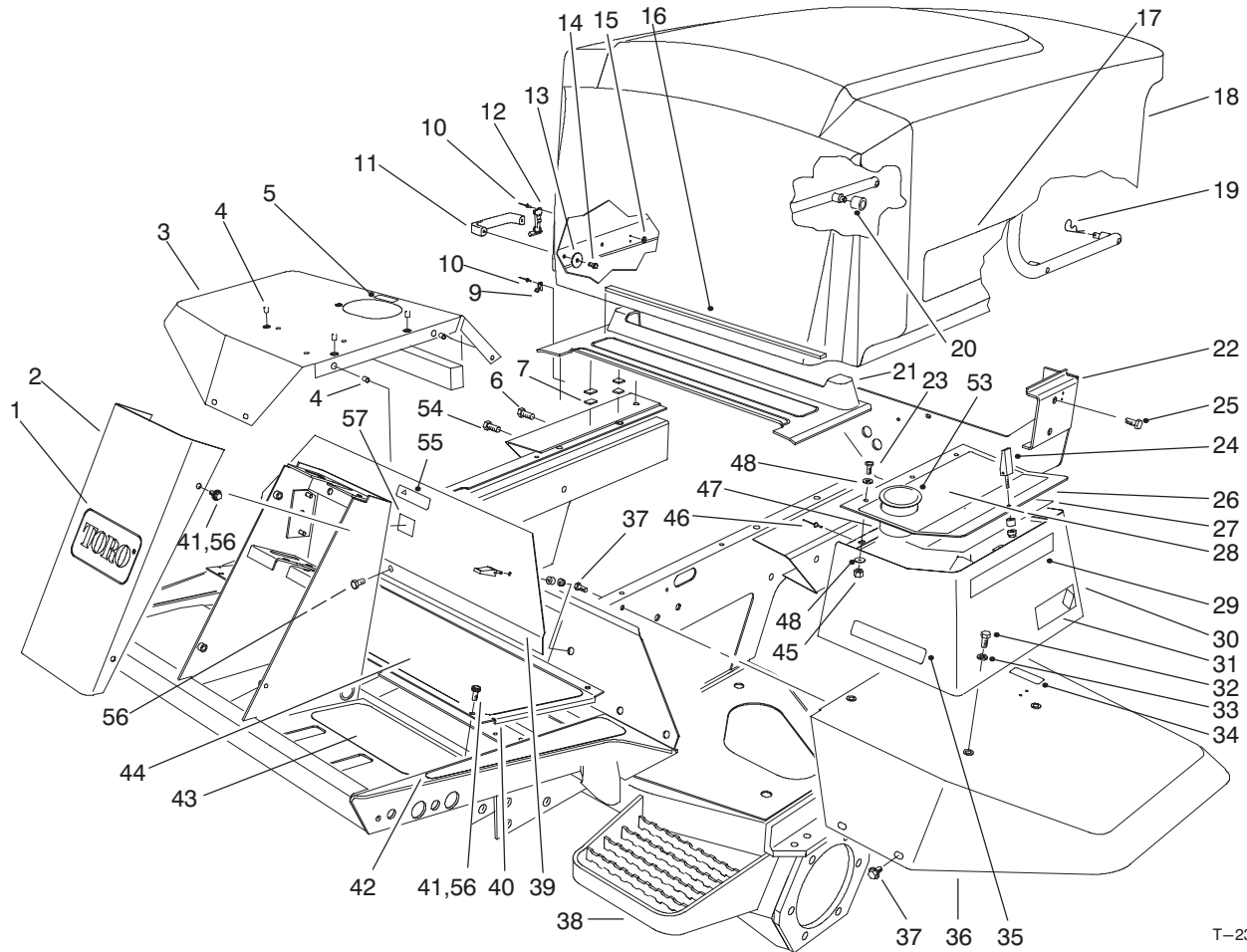




MODEL NO. 03800-60001 & UP
MODEL NO. 03801-60001 & UP

**PARTS
CATALOG**

**REELMASTER[®] 6500D – 2WD/4WD
TRACTION UNIT**

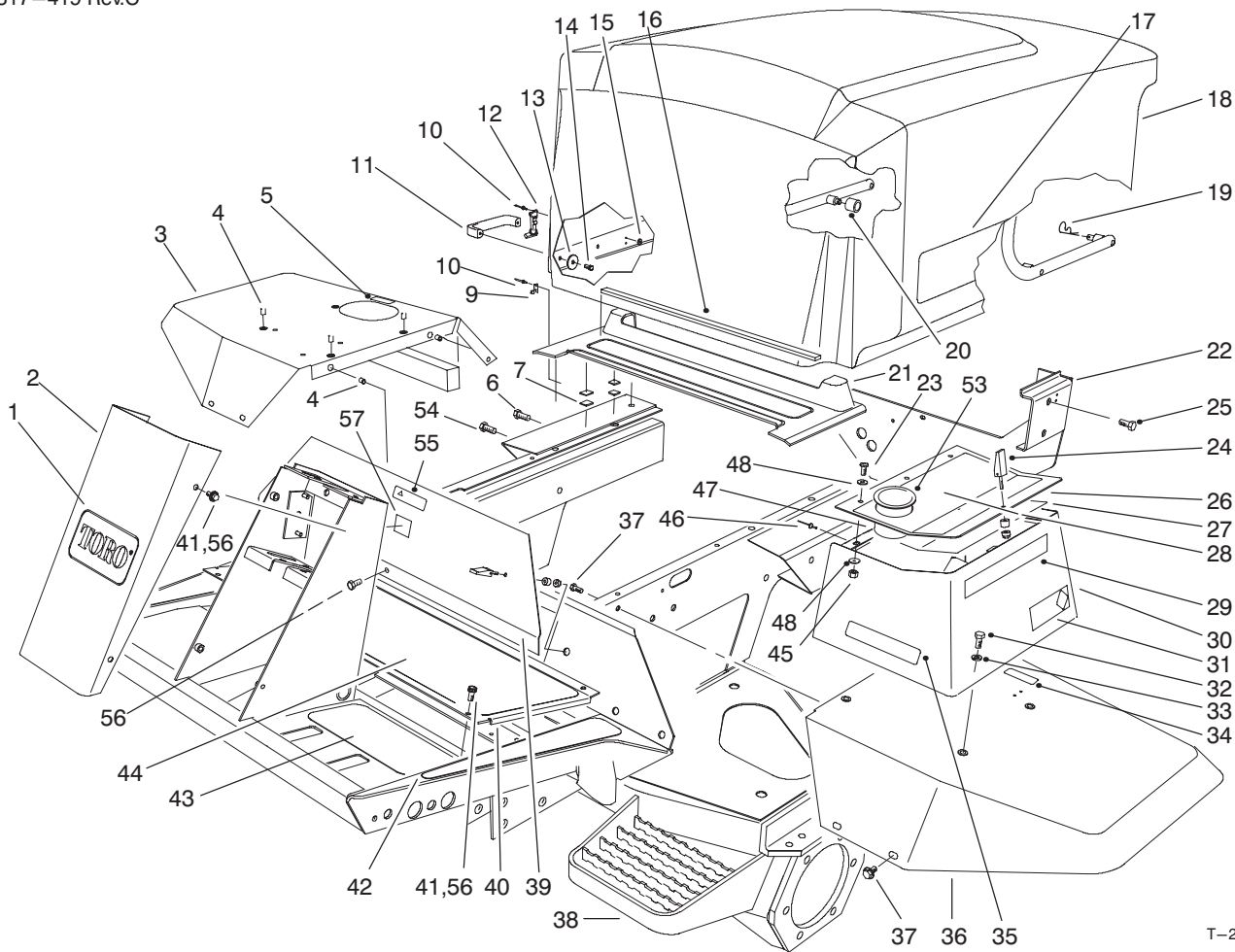


T-2366

FRAME & BODY ASSEMBLY

Ref. No.	Part No.	Description	No. Used
1	62-5550	Decal – Toro	1
2	93-7996	Cover – Tower	1
3	93-7579	Fender – RH	1
4	32148-7	Nut – Clinch	5
5	85-4730	Decal – Hydraulic Oil Only	1
5	93-6686	Decal – Hydraulic Oil (Europe)	1
6	33106-035	Screw – HHF	8
7	93-9155	Velcro	4
9	249-40	Keeper	1
10	3269-13	Rivet – Pop	4
11	65-5100	Handle – Hood	1
12	59-9740	Latch – Draw	1
13	3256-78	Washer – Flat	2
14	46-8091	Screw – Tapping	2
15	3269-10	Washer – Flat	2
16	92-7633	Strip – Bumper, Hood	1

Ref. No.	Part No.	Description	No. Used
17	92-7532	Decal – RM6500D	2
18	92-7511	Hood	1
19	3290-467	Pin – Cotter, Hair	2
20	93-7582	Hose	1
21	94-2617	Cover – Pump	1
22	94-2640	Frame – Rear (Incl. Ref. #1, Page 49)	1
23	48-7620	Screw	3
24	74-5950	Latch – Swell	3
25	33108-035	Screw	6
26	93-9180	Cover – Box, Tool	1
27	93-9165	Decal – Instr. Service, 2WD	1
27	94-2935	Decal – Service (Danish)	1
27	94-2936	Decal – Service (Dutch)	1
27	94-2937	Decal – Service (Finnish)	1
27	94-2938	Decal – Service (French)	1
27	94-2939	Decal – Service (German)	1



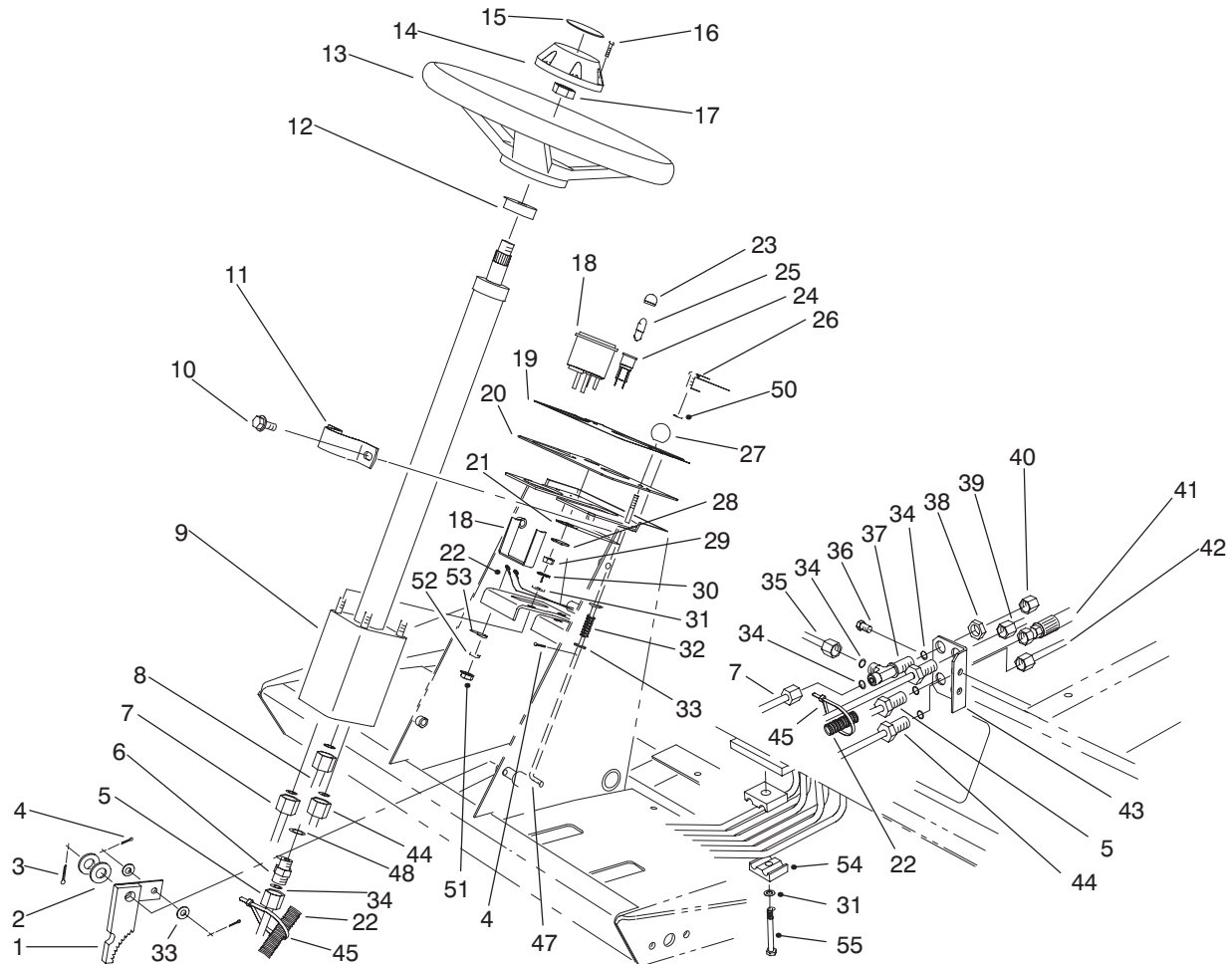
T-2366

FRAME & BODY ASSEMBLY (Continued)

Ref. No.	Part No.	Description	No. Used
27	94-2940	Decal - Service (Italian)	1
27	94-2942	Decal - Service (Norwegian)	1
27	94-2943	Decal - Service (Portuguese)	1
27	94-2944	Decal - Service (Spanish)	1
27	94-2945	Decal - Service (Swedish)	1
27	93-9166	Decal - Instr. Service, 4WD	1
27	94-2924	Decal - Service (Danish)	1
27	94-2925	Decal - Service (Dutch)	1
27	94-2926	Decal - Service (Finnish)	1
27	94-2927	Decal - Service (French)	1
27	94-2928	Decal - Service (German)	1
27	94-2929	Decal - Service (Italian)	1
27	94-2931	Decal - Service (Norwegian)	1
27	94-2932	Decal - Service (Portuguese)	1
27	94-2933	Decal - Service (Spanish)	1
27	94-2934	Decal - Service (Swedish)	1
28	93-9177	Decal - Warning, Hillside	1
28	93-1262	Decal - Hillside (Europe)	1
29	72-3560	Decal - 4WD (Model 03801)	1
30	75-5810	Box - Tool	1
31	93-0096	Decal - ACE	2
32	322-3	Screw - Cap Hex. Hd.	4
33	3256-3	Washer - Flat	4

Ref. No.	Part No.	Description	No. Used
34	52-1320	Decal - Fuel, Diesel	1
34	93-6680	Decal - Fuel, Diesel (Europe)	1
35	75-5190	Decal - No Riders	1
36	75-3860	Fender - LH	1
37	3234-14	Screw - Flange	10
38	94-2639	Frame - Front (Incl. Ref. #42-44, & on page 64, #21)	1
39	75-1390	Cover - Access, Front	1
40	75-1410	Plate - Access, Floor	1
41	75-6840	Knob - Knurled	8
42	93-7592	Tread - Footrest	2
43	75-0620	Tread - Foot, LH	1
*	75-0610	Tread - Foot, RH	1
44	75-0630	Tread - Foot, Center	1
45	32023-00	Nut - Lock, Flange	3
46	93-8744	Rivet - Pop	3
47	75-5780	Hinge - Cover	1
48	33093-00	Washer - Flat	6
53	94-1410	Holder - Can, Beverage	1
54	33105-035	Screw - Flange	2
55	93-9426	Decal - Danger	1
56	3234-7	Screw - (Europe)	3
57	93-7252	Decal - (Europe)	1

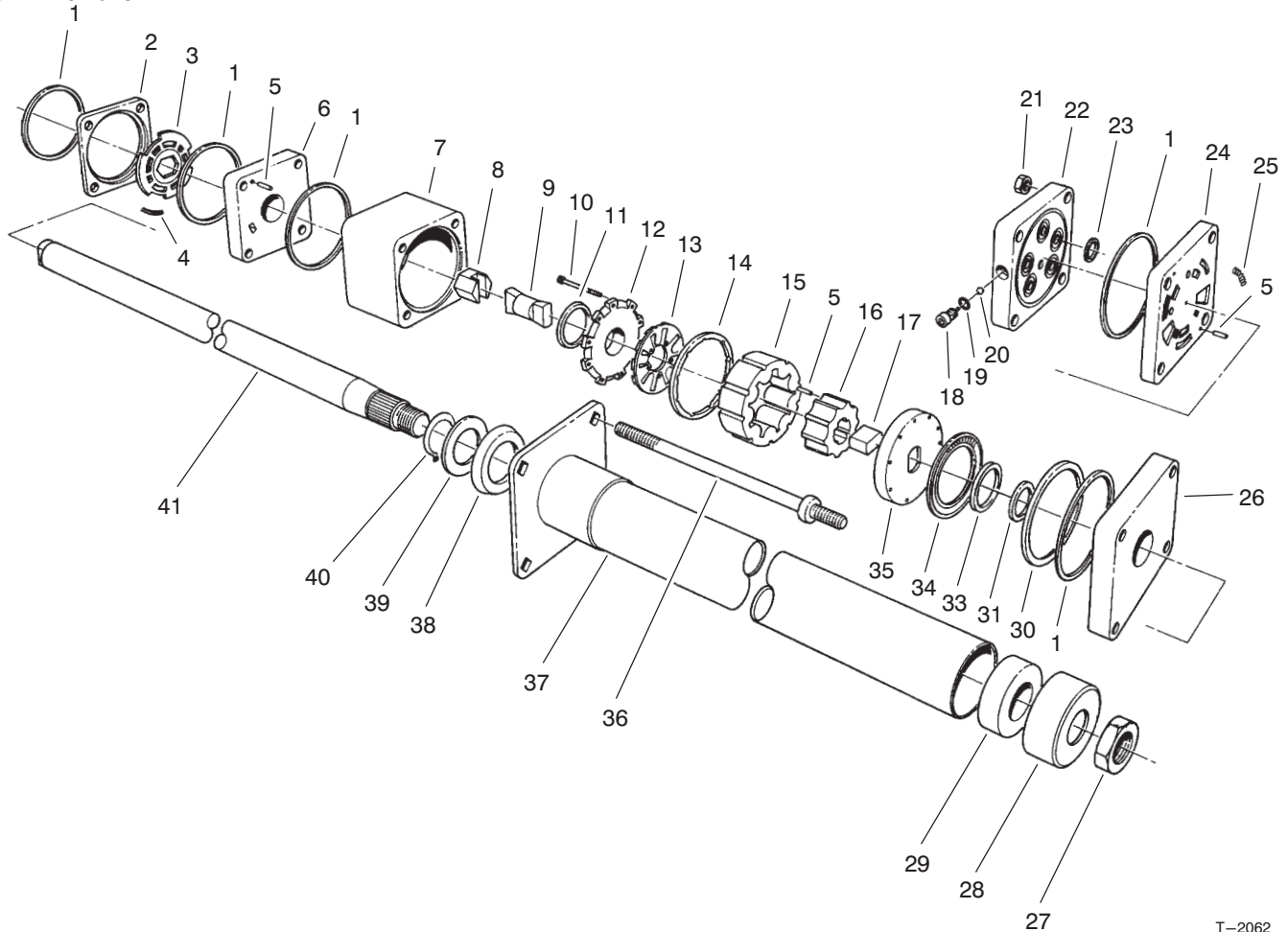
*Not Illustrated



T-2061A

STEERING TOWER ASSEMBLY

Ref. No.	Part No.	Description	No. Used	Ref. No.	Part No.	Description	No. Used
1	63-7900	Rack	1	26	87-6620	Screw - Torx Pan Hd.	2
2	3256-26	Washer - Flat	2	27	233-17	Knob	1
3	3272-10	Pin - Cotter	1	28	218-535	Nut - Lock	1
4	3272-5	Pin - Cotter	3	29	3296-20	Nut - Lock, Insert	4
5	92-7498	Tube - Steering, Front, In	1	30	3255-8	Washer - Lock	1
6	340-2	Adapter (Incl. Ref. #34 & 48)	4	31	3256-23	Washer - Flat	7
7	92-7499	Tube - Steering, Front, Out	1	32	3-3251	Spring - Brake, Park	1
8	92-7497	Tube - Steering, Front LH	1	33	3256-22	Washer - Flat	4
9	92-7544	Assembly - Valve, Steering	1	34	237-22	O-Ring	10
10	3234-7	Screw	2	35	94-1447	Tube - Steering, Return	1
11	75-2810	Bracket - Column, Steering	1	36	32144-11	Screw Thread Forming	2
12	21-9260	Cover - Dust	1	37	340-68	Fitting - Tee, Bulkhead (Incl. Ref. #34)	1
13	75-0560	Assembly - Wheel, Steering (Incl. Ref. #14, 16, & 17)	1	38	340-70	Nut - Lock, Bulkhead	4
14	68-5140	Cap - Wheel, Steering	1	39	92-7495	Asm. - Tube, Steering Rear	1
15	68-5370	Decal - Toro	1	40	340-117	Cap - Fitting	1
16	32144-21	Screw	1	41	92-7622	Hose - Steering	1
17	3220-6	Nut - Jam	1	42	92-7494	Asm. - Tube Steering Rear	1
18	93-4213	Assembly - Speedometer (Incl. Ref. #51-53)	1	43	92-7606	Bracket - Bulkhead	1
19	93-7554	Decal - Tower	1	44	92-7496	Tube - Steering, RH	1
19	93-1263	Decal - Tower (Europe)	1	45	3290-378	Tie - Cable	4
20	93-7998	Plate - Instrument	1	47	75-1490	Rod - Brake, Park	1
21	218-536	Washer - Lock, Int. Tooth	1	48	237-42	O-Ring	4
22	94-3090	Harness - Wire, Main	1	50	3256-1	Washer - Flat	2
23	218-533	Lens - Red	1	51	3253-2	Nut - Hex.	9
24	44-2210	Assembly - Light, Warning (Incl. Ref. #21, 23, 25, & 28)	1	52	3219-14	Washer - Lock	3
25	93-7480	Bulb - LED	1	53	3256-14	Washer - Flat	2
				54	56-7973	Clamp	6
				55	322-6	Screw - Cap Hex. Hd.	3



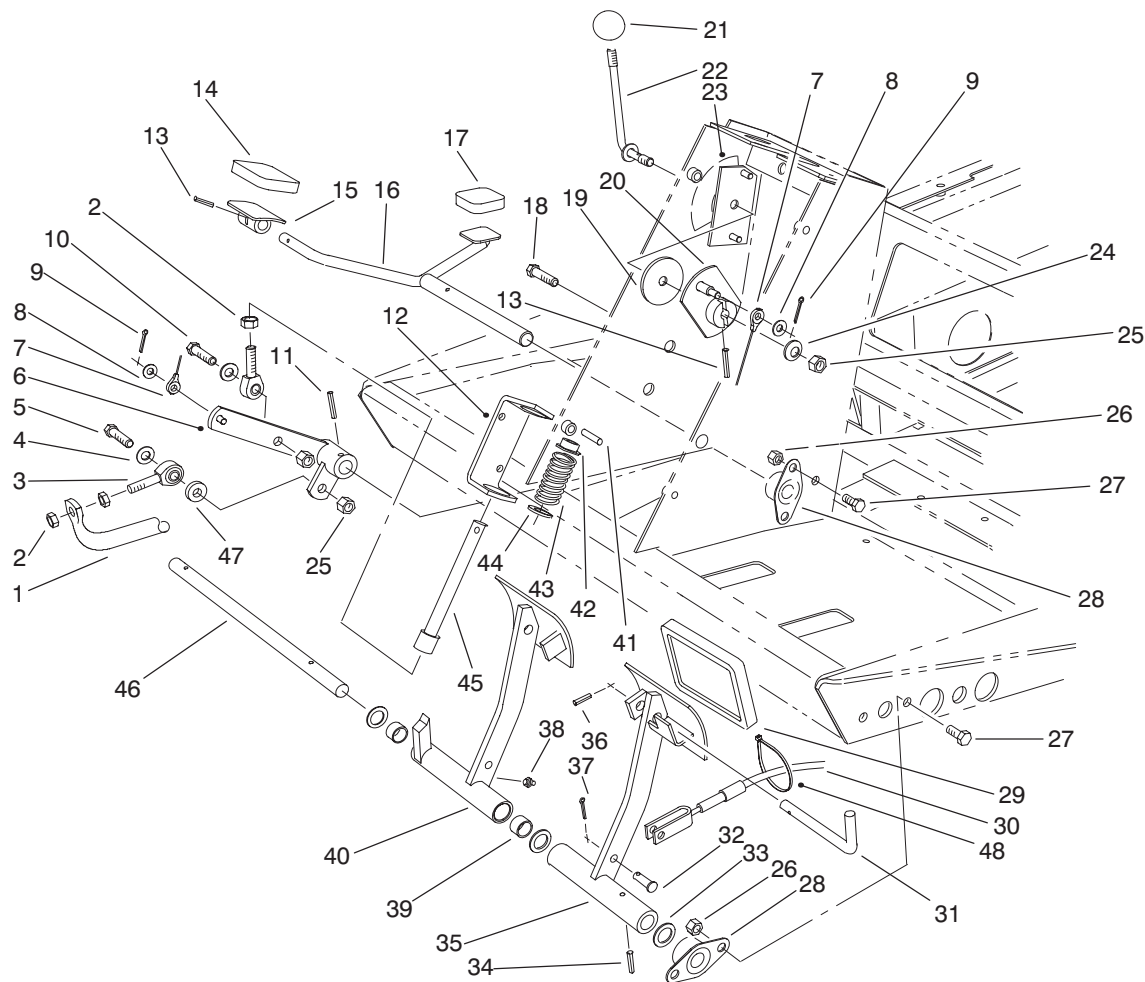
T-2062

STEERING VALVE ASSEMBLY NO. 92-7544

Ref. No.	Part No.	Description	No. Used
1		Ring - Seal	5
2		Ring - Valve	1
3		Plate - Valve	1
4		Spring	3
5		Pin - Alignment	9
6		Manifold - Isolation	1
7		Ring - Metering	1
8		Asm - Hex. Drive	1
9		Link - Drive	1
10		Screw - HSH	11
11		Seal - Commutator	1
12		Cover - Commutator	1
13		Commutator	1
14		Ring - Commutator	1
15		Stator	1
16		Rotor	1
17		Spacer - Link Drive	1
18		Plug	1
19		O-Ring	1
20		Ball	1
21		Nut - Hex.	4
22		Cover - Port	1
23		O-Ring	5
24		Manifold - Port	1
25		Spring	3

Ref. No.	Part No.	Description	No. Used
26		Plate - Cover, Upper	1
27	3220-6	Nut	1
28	66-9770	Seal	1
29	66-9780	Bushing	1
30		Spacer - Bearing, Thrust	1
31		Spacer - Seal	1
33		Seal - Face	1
34		Bearing - Thrust	1
35		Plate - Drive	1
36	93-3609	Bolt - Special	4
37	66-9860	Upper Cover & Jacket	1
38	66-9870	Plate - Retaining	1
39	66-9880	Washer - Retaining Plate	1
40	66-9890	Ring - Retaining	1
41	66-9900	Shaft - Input	1
*	66-9970	Spring Kit (Incl. Ref. #4 & 25)	1
*	66-9980	Seal Kit (Incl. Ref. #1, 11, 19, 23 & 33)	1
*	66-9990	Needle Roller Kit (Incl. Ref. #5)	1
*		Valve - Power Steering (Incl. Ref. #1-26 & 30-36)	1

*Not Illustrated

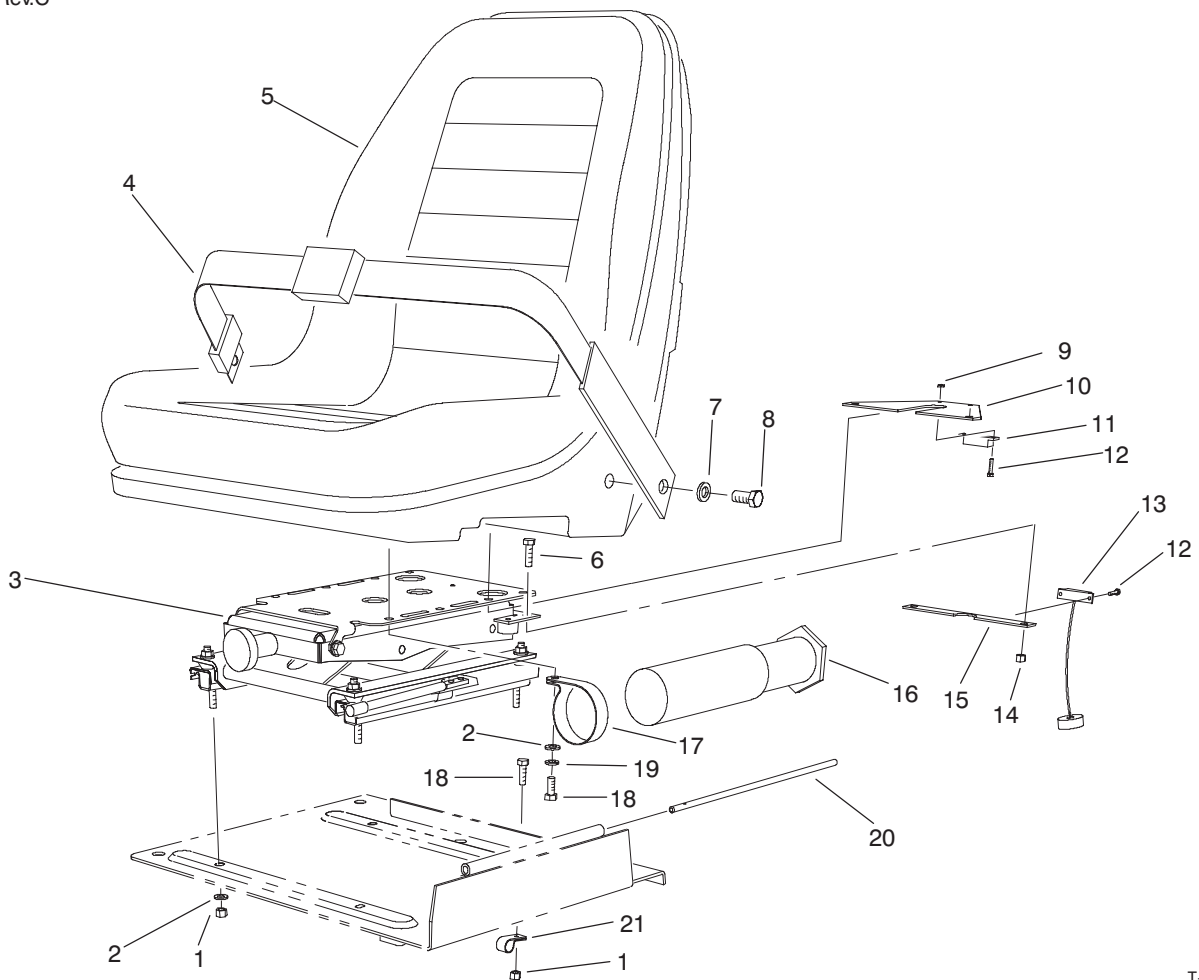


T-2063

TRACTION & BRAKE PEDAL ASSEMBLY

Ref. No.	Part No.	Description	No. Used	Ref. No.	Part No.	Description	No. Used
1	92-7531	Tube - Control, Pump	1	26	32128-20	Nut - Lock	8
2	3220-3	Nut - Jam	3	27	322-3	Screw - Cap Hex. Hd.	8
3	2411-36	Bearing - Rod End	2	28	256-236	Bearing - Flange	4
4	3256-24	Washer - Flat	2	29	93-8742	Pad - Brake	2
5	323-9	Screw - Cap Hex. Hd.	1	30	92-7530	Assy. - Cable, Brake LH	1
6	75-3270	Hub - Pivot, Traction	1	*	92-7529	Assy. - Cable, Brake RH	1
7	75-6580	Cable - Pedal	1	31	63-7880	Pin - Latch, Brake	1
8	3256-22	Washer - Flat	2	32	283-58	Pin - Clevis	2
9	3272-2	Pin - Cotter	2	33	3256-69	Washer - Flat	3
10	323-7	Screw - Cap Hex. Hd.	1	34	32121-16	Pin - Roll	1
11	32121-6	Pin - Roll	1	35	75-1440	Pedal - Brake, LH	1
12	92-7608	Bracket - Spring	1	36	32121-50	Pin - Roll	1
13	32121-45	Pin - Roll	2	37	3272-10	Pin - Cotter	2
14	74-9100	Pad - Pedal, Forward	1	38	302-5	Fitting - Grease	1
15	49-6440	Pedal - Accelerator	1	39	256-42	Bushing	2
16	75-2970	Pedal - Traction	1	40	75-1430	Pedal - Brake, RH (Incl. Ref. #38 & 39)	1
17	74-9110	Pad - Pedal, Reverse	1	41	32121-11	Pin - Roll	1
18	32144-14	Screw - Cap Hex. Hd.	2	42	92-7610	Retainer - Spring	1
19	75-6550	Disc - Friction	1	43	60-5700	Spring - Compression	1
20	75-6510	Bracket - Lever	1	44	3256-5	Washer - Flat	1
21	233-42	Knob	1	45	92-7609	Shaft - Spring	1
22	75-6490	Lever	1	46	75-1470	Pin - Pivot, Brake	1
23	75-6710	Decal - Fast/Slow	1	47	5-0652	Spacer	1
23	93-6699	Decal - Fast/Slow (Europe)	1	48	3290-378	Tie - Cable	1
24	3290-461	Washer - Belleville	1				
25	3296-39	Nut - Lock	3				

*Not Illustrated

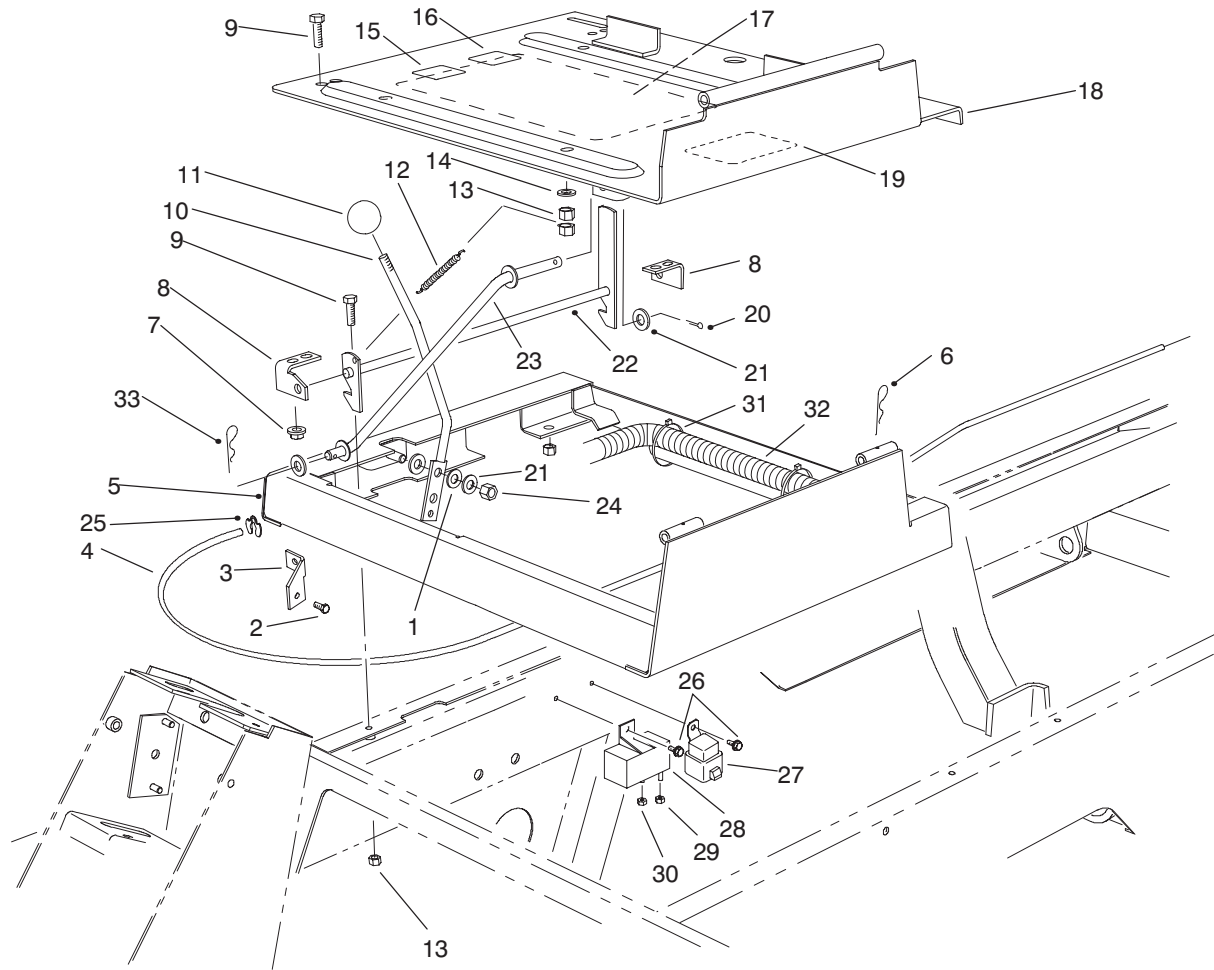


T-2064

SEAT FRAME & THROTTLE ASSEMBLY

Ref. No.	Part No.	Description	No. Used
1	3296-29	Nut - Lock	4
2	3256-23	Washer - Flat	8
3	75-3000	Suspension - Seat	1
4	21-4191	Assembly - Seat Belt (Model 03801 Only)	1
5	92-1180	Assembly - Seat	1
6	323-4	Screw - Cap Hex. Hd.	2
7	3253-6	Washer - Lock (Model 03801 Only)	2
8	3212-4	Screw (Model 03801 Only)	2
9	3296-54	Nut - Lock	4

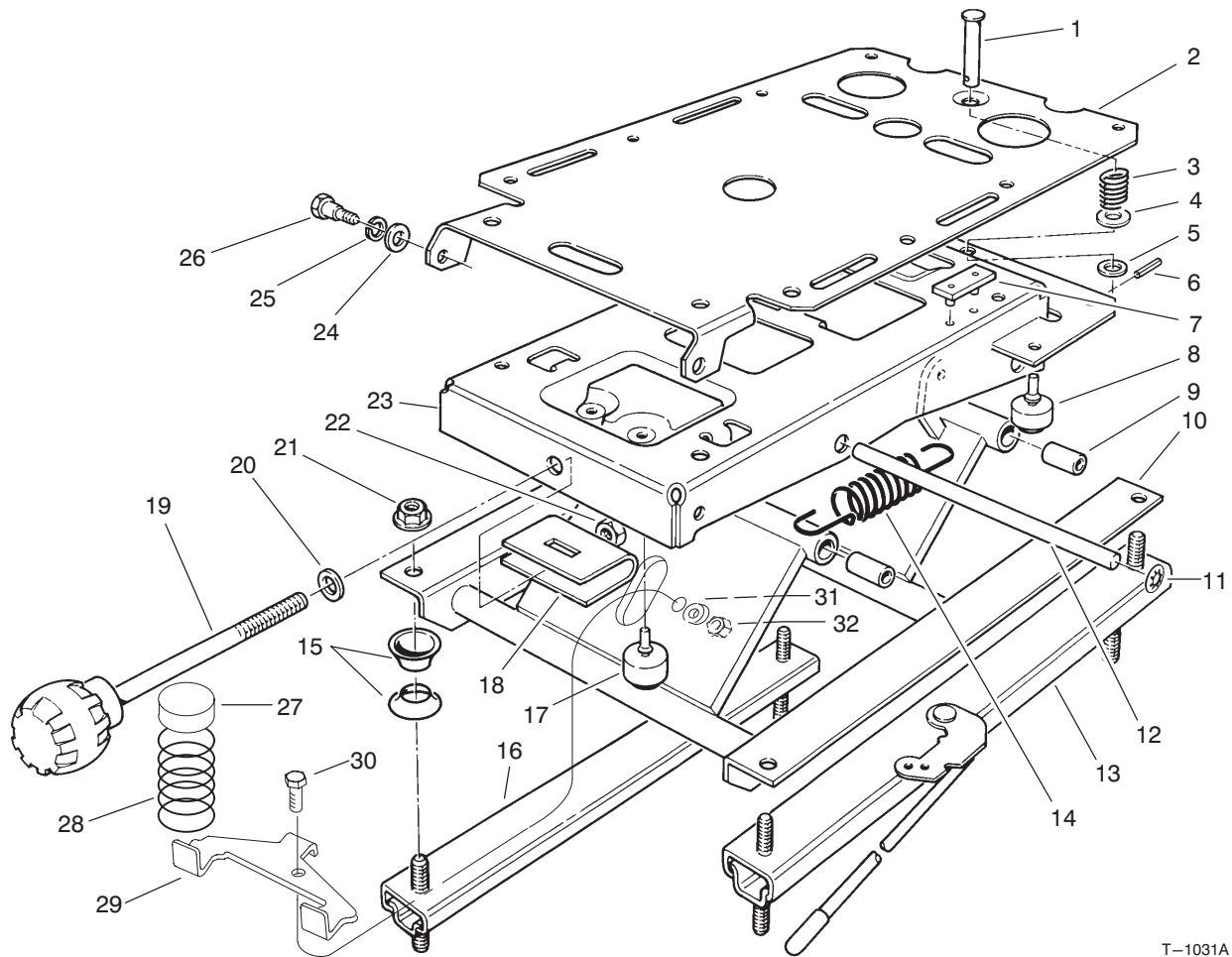
Ref. No.	Part No.	Description	No. Used
10	75-4370	Bracket - Seat	1
11	92-8753	Magnet - Switch, Reed	1
12	3250-29	Screw	4
13	92-8001	Sensor - Switch, Reed	1
14	3296-39	Nut - Lock	3
15	75-4360	Bracket - Suspension, Seat	1
16	74-0720	Tube - Manual	1
17	2412-133	Clamp-R	2
18	322-3	Screw - Cap Hex. Hd.	4
19	3253-4	Washer - Lock	4
20	75-3400	Shaft - Pivot, Seat	1
21	2412-93	Clamp-R	1



T-2065A

SEAT FRAME & THROTTLE ASSEMBLY (Continued)

Ref. No.	Part No.	Description	No. Used	Ref. No.	Part No.	Description	No. Used
1	66-2920	Washer - Nylon	2	18	93-9976	Plate - Seat	1
2	49-2040	Screw - Cap Hex. Hd.	1	19	93-9184	Decal - Rear Manifold Block	1
3	92-7396	Mount - Cable	1	19	94-2913	Decal - Rear Manifold (DK)	1
4	92-7520	Cable - Throttle	1	19	94-2914	Decal - Rear Manifold (NL)	1
5	93-9973	Frame - Seat	1	19	94-2915	Decal - Rear Manifold (SF)	1
6	3290-467	Pin - Cotter, Hair	1	19	94-2916	Decal - Rear Manifold (F)	1
7	32128-25	Nut - Lock	4	19	94-2917	Decal - Rear Manifold (D)	1
8	93-9983	Bracket - Latch, Seat	2	19	94-2918	Decal - Rear Manifold (I)	1
9	322-3	Screw - HH	8	19	94-2920	Decal - Rear Manifold (N)	1
10	93-7598	Lever - Throttle	1	19	94-2921	Decal - Rear Manifold (P)	1
11	233-42	Knob	1	19	94-2922	Decal - Rear Manifold (ES)	1
12	66-4190	Spring	1	19	94-2923	Decal - Rear Manifold (S)	1
13	3296-29	Nut - Lock	8	20	3272-10	Pin - Cotter	1
14	3256-23	Washer - Lock	4	21	3256-24	Washer - Flat	3
15	63-9920	Decal - EEC 105 DBA	1	22	93-9979	Latch, Seat	1
16	85-6910	Decal - EEC 86 DBA	1	23	75-3680	Rod - Seat	1
17	93-7573	Decal - Instructions, Clip	1	24	3296-39	Nut - Lock	1
17	94-2902	Decal - Clip (Danish)	1	25	52-5910	Ring - Retaining	1
17	94-2903	Decal - Clip (Dutch)	1	26	32144-10	Screw	2
17	94-2904	Decal - Clip (Finnish)	1	27	70-1480	Relay	1
17	94-2905	Decal - Clip (French)	1	28	76-5260	Relay - Glow Plug	1
17	94-2906	Decal - Clip (German)	1	29	48-7880	Nut	1
17	94-2907	Decal - Clip (Italian)	1	30	48-7890	Nut	1
17	94-2909	Decal - Clip (Norwegian)	1	31	3290-378	Tie - Cable	2
17	94-2910	Decal - Clip (Portuguese)	1	32	94-3090	Harness - Wire, Main	1
17	94-2911	Decal - Clip (Spanish)	1	33	3290-307	Pin - Cotter, Hair	1
17	94-2912	Decal - Clip (Swedish)	1				

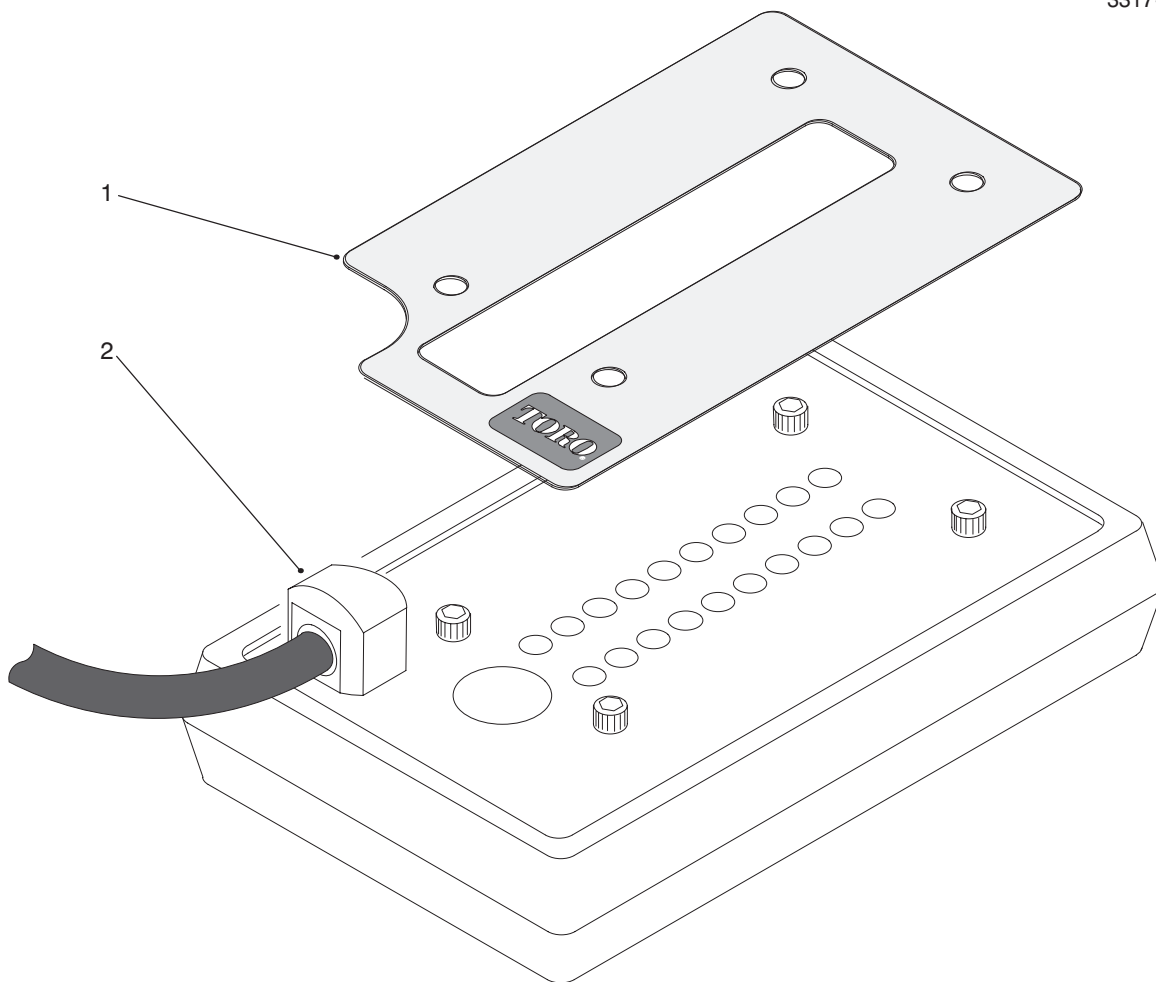


T-1031A

SEAT SUSPENSION ASSEMBLY

Ref. No.	Part No.	Description	No. Used
1	80-4860	Pin - Clevis	1
2	75-3580	Plate - Mounting, Seat	1
3	75-3530	Spring - Compression	1
4	3256-5	Washer - Flat	1
5	3256-24	Washer	1
6	75-3540	Pin - Roll	1
7	75-3550	Bumper - Seat	2
8	76-2940	Bumper - Rubber	2
9	76-1920	Bushing - Sleeve	4
10	66-8610	Weldment - Lower	1
11	66-8560	Nut - Push	4
12	76-1910	Shaft - Pivot	2
13	82-9060	Adjuster W/Handle	1
14	76-1940	Spring - Extension	2
15	66-9290	Spacer	6
16	66-8530	Adjuster	1

Ref. No.	Part No.	Description	No. Used
17	66-8520	Bumper - Down-stop	2
18	77-2870	Weldment - Hanger	1
19	76-1930	Knob - Tension Adjustment	1
20	3256-46	Washer - Flat	1
21	32128-26	Nut - Flange	4
22	3296-44	Nut - Lock	1
23	75-3480	Weldment - Upper	1
24	3256-26	Washer - Flat	2
25	3253-6	Washer - Lock	2
26	75-3510	Bolt - Shoulder	2
27	93-3164	Cap	2
28	93-3163	Spring	2
29	93-3165	Bracket	1
30	322-6	Screw - Cap Hex. Hd.	1
31	3253-33	Washer - Lock	1
32	3217-6	Nut - Jam	1

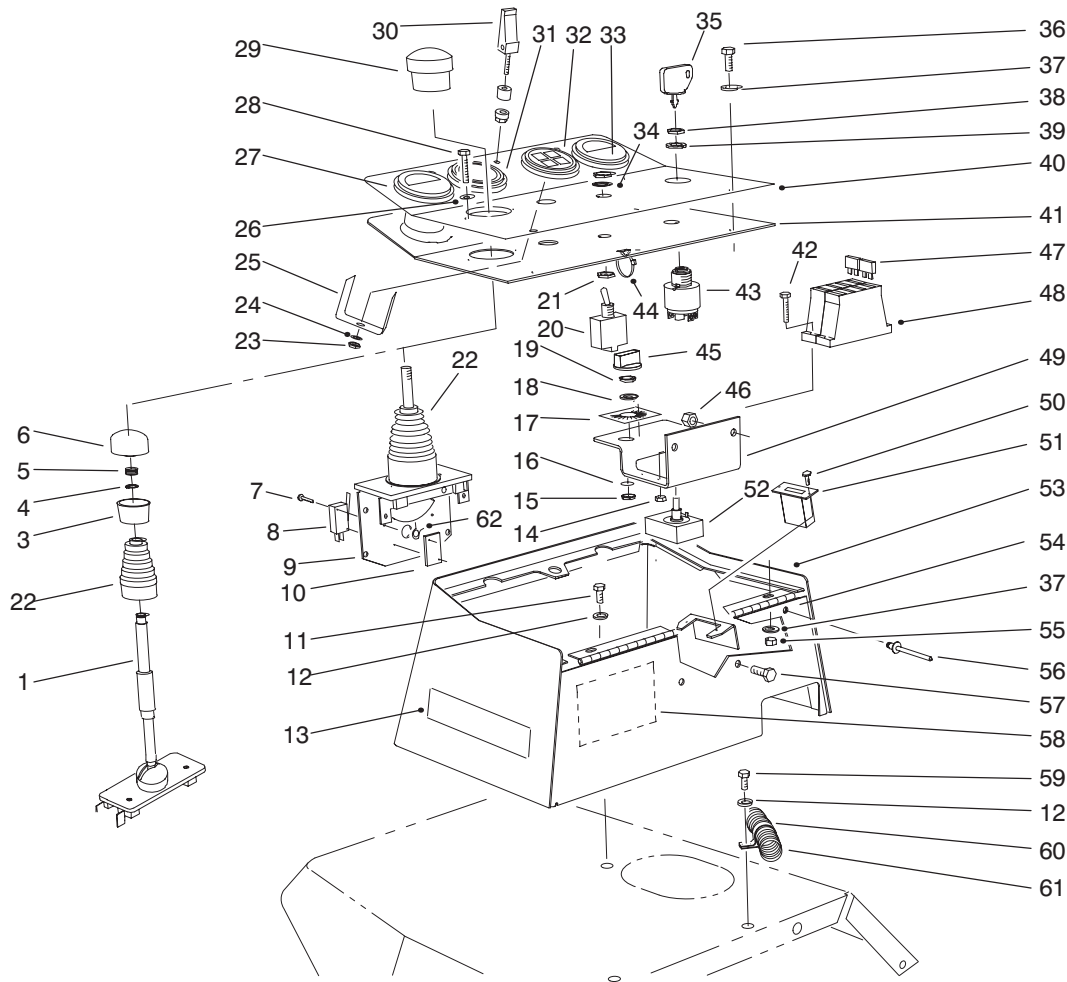


T-1458

DIAGNOSTIC – ACE DISPLAY ASSEMBLY

Ref. No.	Part No.	Description	No. Used
1	92-7543	Decal – Diagnostic ACE V 1.0	1
1	94-3354	Decal – Diagnostic ACE V 1.0 (Danish)	1
1	94-3355	Decal – Diagnostic ACE V 1.0 (Dutch)	1
1	94-3356	Decal – Diagnostic ACE V 1.0 (Finnish)	1
1	94-3357	Decal – Diagnostic ACE V 1.0 (French)	1
1	94-3358	Decal – Diagnostic ACE V 1.0 (German)	1

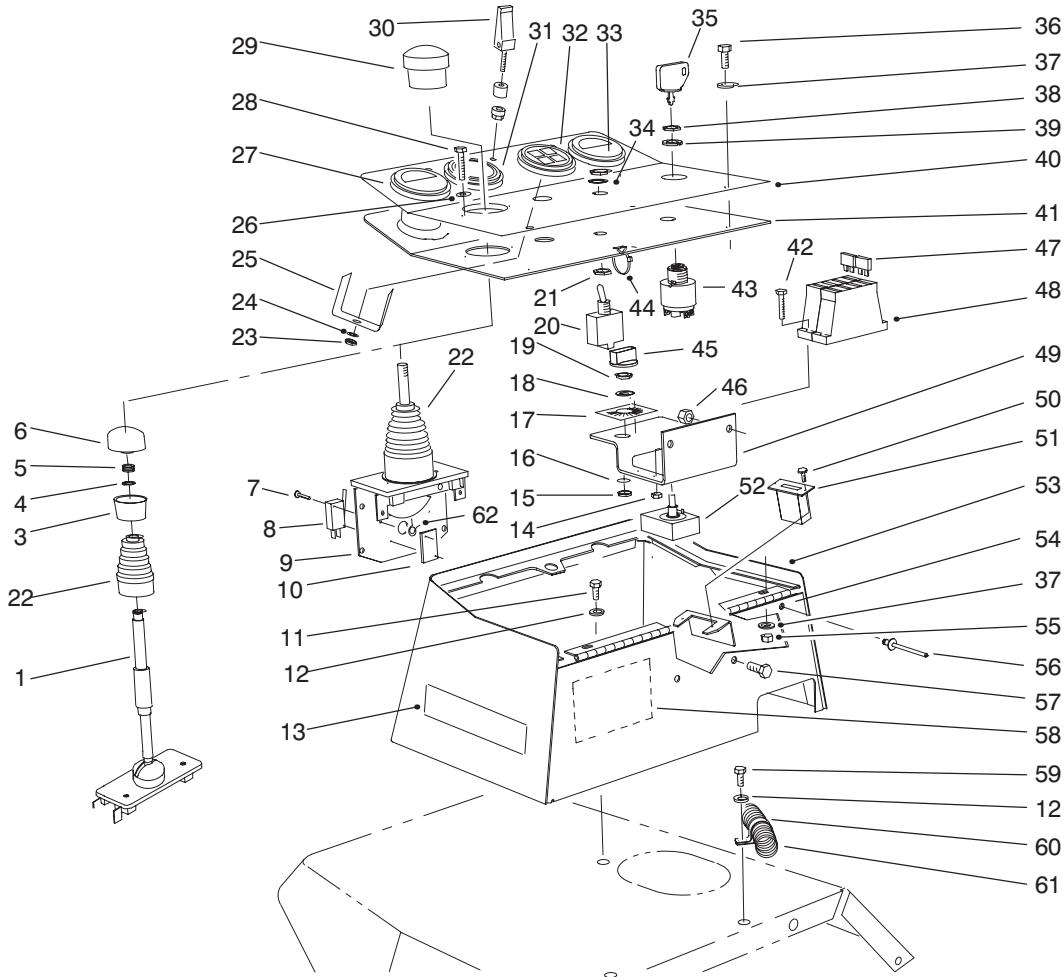
Ref. No.	Part No.	Description	No. Used
1	94-3359	Decal – Diagnostic ACE V 1.0 (Italian)	1
1	94-3361	Decal – Diagnostic ACE V 1.0 (Norwegian)	1
1	94-3362	Decal – Diagnostic ACE V 1.0 (Portuguese)	1
1	94-3363	Decal – Diagnostic ACE V 1.0 (Spanish)	1
1	94-3364	Decal – Diagnostic ACE V 1.0 (Swedish)	1
2	85-4750	Display – Diagnostic ACE	1



CONTROL CONSOLE ASSEMBLY

T-2066B

Ref. No.	Part No.	Description	No. Used	Ref. No.	Part No.	Description	No. Used
1	94-8102	Tube - Interlock (Europe)	1	18	3254-6	Washer - Lock	1
3	94-3055	Cap - Lower, Joystick (Europe)	1	19	3220-24	Nut - Lock	1
4	94-3056	Snapping - Joystick (Europe)	1	20	75-1010	Switch (Incl. Ref. #21, 34 & 64-65)	1
5	94-3057	Spring - Compression (Europe)	1	21	218-498	Nut - Hex.	2
6	94-3058	Cap - Upper, Joystick (Europe)	1	22	94-8103	Boot - Control, Lift	1
7	3290-93	Screw - HH	4	23	3217-26	Nut	1
8	94-8104	Switch - Micro	2	24	3254-1	Washer - Lock	1
9	75-3420	Lever - Control (Incl. Ref. #7-8, 10, 22 & 29)	1	25		Clamp	1
9	94-6753	Joystick (Europe) (Incl. Ref. #1-6, 7-8, 10 & 22)	1	26	3256-14	Washer - Flat	2
10	3290-354	Plate - Nut	2	27	93-8497	Gauge - Fuel	1
11	322-3	Screw - HH	3	28	3250-31	Screw - Pan Hd.	2
12	3256-23	Washer - Flat	4	29	3290-489	Knob - Control, Lift	1
13	75-5190	Decal - No Riders	1	30	74-5950	Latch - Swell	1
13	93-6689	Decal - No Riders (Europe)	1	31	93-7484	Light - Warning Bank (Incl. Ref. #23-25 & 62-63)	1
14	3296-2	Nut - Lock	4	32	93-7483	Light - Warning Bank (Incl. Ref. #23-25 & 62-63)	1
15		Nut - Lock	1	33	76-9060	Gauge - Temperature (Incl. Ref. #64-65)	1
16		Washer - Lock	1	34	218-589	Washer - Lock	1
17	94-2633	Decal - HOC Selector	1	35	63-8360	Key - Ignition	1
17	93-1268	Decal - HOC Selector (Europe)	1	36	48-7620	Screw	3
				37	33093-00	Washer - Flat	6
				38	218-447	Nut - Hex	1
				39	218-446	Washer - Lock	1
				40	93-9167	Decal - Console	1
				40	93-1261	Decal - Console (Europe)	1



T-2066B

CONTROL CONSOLE ASSEMBLY (Continued)

Ref. No.	Part No.	Description	No. Used
41	94-1417	Cover - Box, Control	1
42	32105-13	Screw - HH	4
43	27-2360	Switch - Ignition (Incl. Ref. #38 & 39)	1
44	3290-378	Tie - Cable	2
45	85-4480	Knob	1
46	3296-42	Nut - Lock	2
†47	218-594	Fuse - 20A	1
†47	218-578	Fuse - 10A	4
†47	218-581	Fuse - 15A	1
†47	218-574	Fuse - 7.5A	1
†47	94-6710	Fuse - 2A	1
†48	67-7160	Block - Fuse	2
49	93-7587	Bracket - Fuse Block	1
50	32144-18	Screw - Hex. Washer Hd.	2
51	75-6820	Hour Meter	1
52	85-4470	Potentiometer (Incl. Ref. #18 & 19) Note: Replacement of this part requires recalibration of electronic controller by distributor after installation.	1

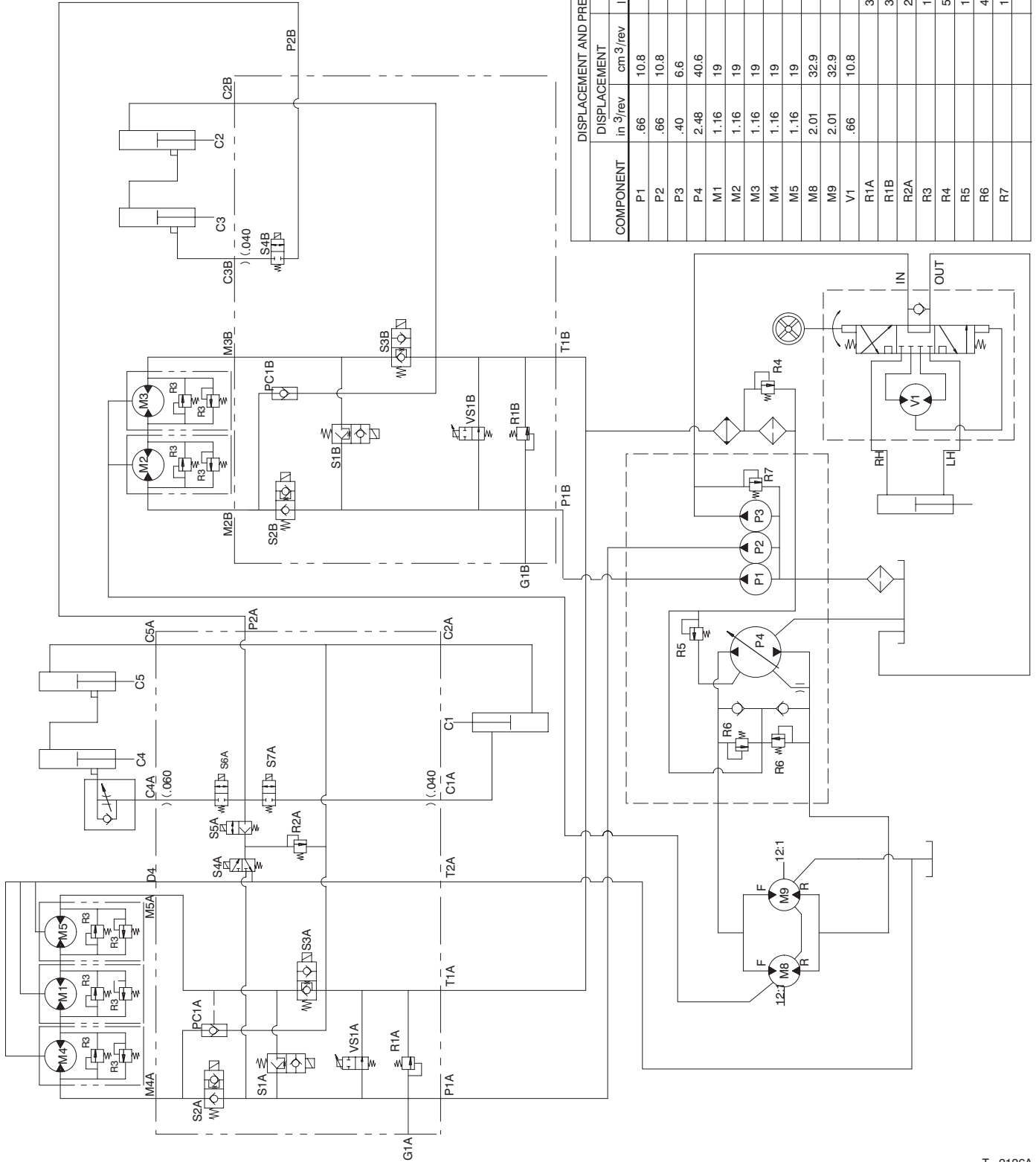
Ref. No.	Part No.	Description	No. Used
53	75-5740	Box - Control	1
54	75-5780	Hinge - Cover	1
55	33023-00	Nut - Lock	3
56	93-8744	Rivet - Pop	3
57	321-39	Screw - Cap Hex. Hd.	2
58	94-6349	Decal - Fuse	1
58	93-1266	Decal - Fuse (Europe)	1
59	322-5	Screw - Cap Hex. hd.	1
60	2412-126	Clamp-R	1
61	94-3090	Harness - Wire, Main	1
62	93-3625	Spring - Return, Joystick	1
*63	87-6270	Socket - Light	4
*64	219-17	Bulb	4
*65	3217-25	Nut - Hex.	2
*66	3253-15	Washer - Lock	2
*67	3217-29	Nut - Hex.	6
*68	3255-24	Washer - Lock, Ext. Tooth	3
*69	3219-14	Nut - Hex.	8
*70	3253-2	Washer - Lock	5
*	94-6343	Decal - Wire Identification #1	1
*	94-6344	Decal - Wire Identification #2	1

*Not Illustrated

†Included in Main Wiring Harness.

HYDRAULIC SCHEMATIC (Model 03800)

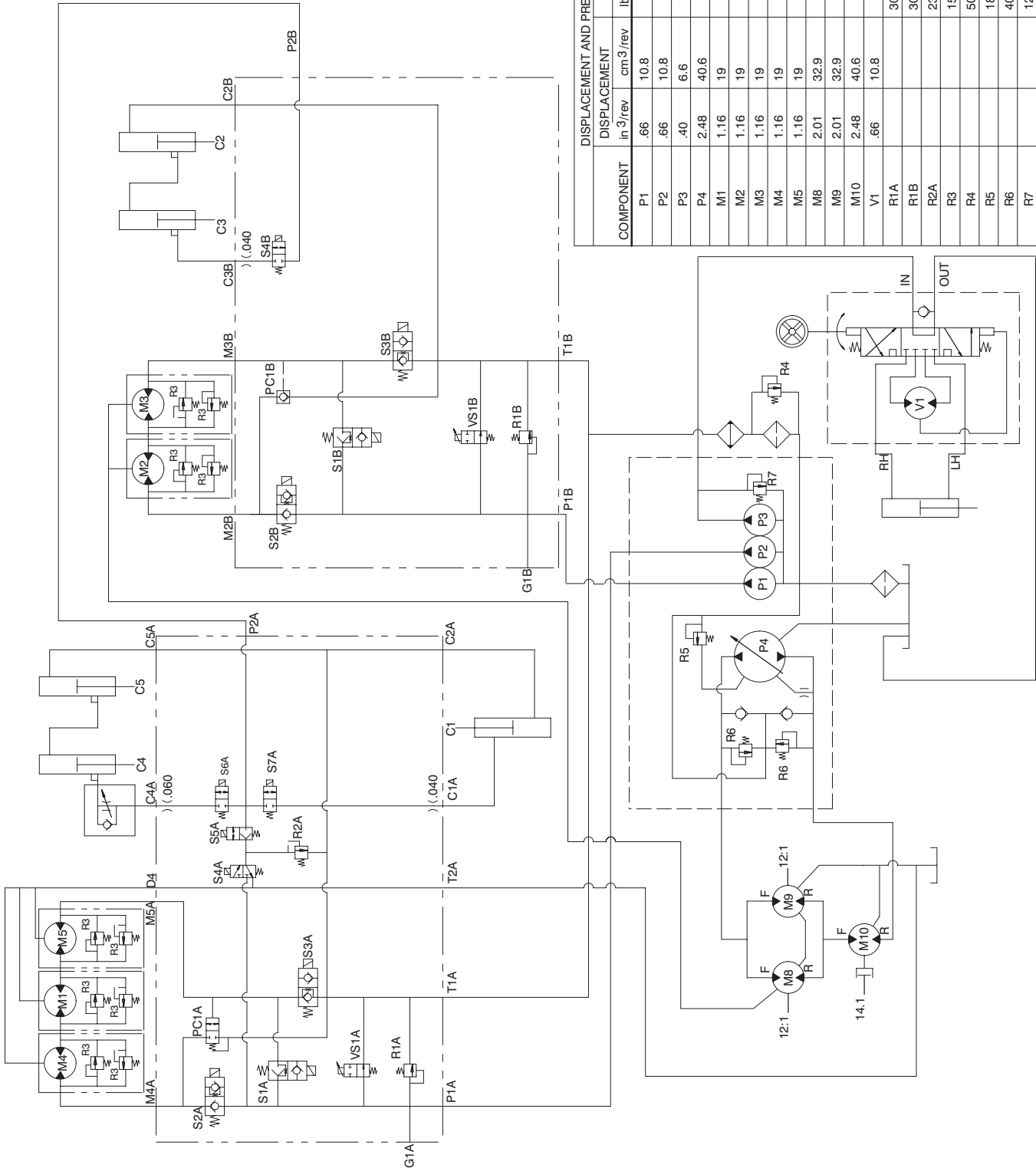
3317-419 Rev.C



COMPONENT	DISPLACEMENT		PRESSURE		*FLOW RATE	
	in ³ /rev	cm ³ /rev	lbs/in ²	BARS	GPM	LPM
P1	.66	10.8			7.0	26.5
P2	.66	10.8			7.0	26.5
P3	.40	6.6			4.2	15.9
P4	2.48	40.6			26.3	99.5
M1	1.16	19				
M2	1.16	19				
M3	1.16	19				
M4	1.16	19				
M5	1.16	19				
M8	2.01	32.9				
M9	2.01	32.9				
V1	.66	10.8				
R1A			3000	207		
R1B			3000	207		
R2A			2300	159		
R3			1500	103		
R4			50	3		
R5			180	12		
R6			4000	276		
R7			1250	86		

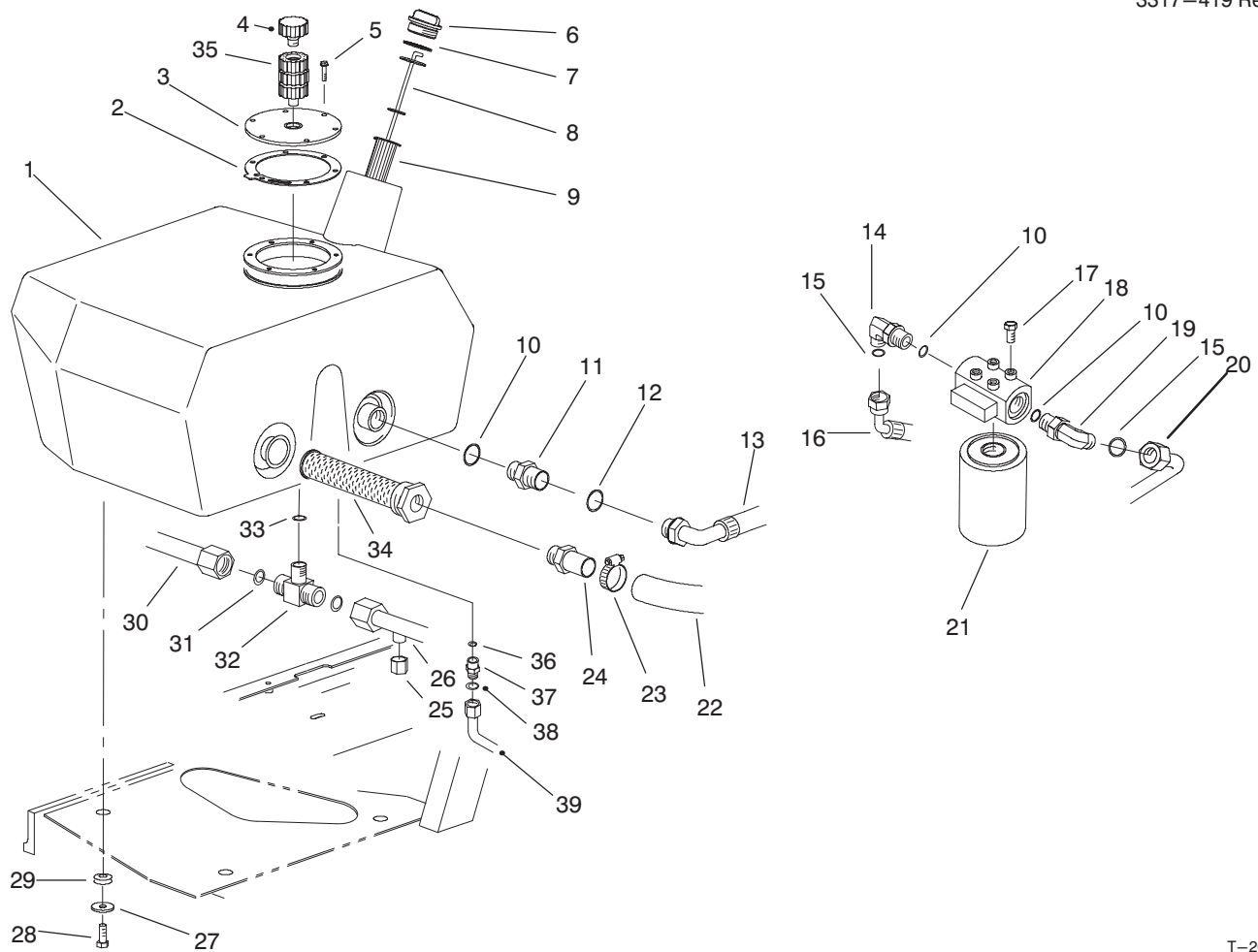
T-2126A

HYDRAULIC SCHEMATIC (Model 03801)



COMPONENT	DISPLACEMENT		PRESSURE		*FLOW RATE	
	in ³ /rev	cm ³ /rev	lbs/in ²	BARS	GPM	LPM
P1	.66	10.8			7.0	26.5
P2	.66	10.8			7.0	26.5
P3	.40	6.6			4.2	15.9
P4	2.48	40.6			26.3	99.5
M1	1.16	19				
M2	1.16	19				
M3	1.16	19				
M4	1.16	19				
M5	1.16	19				
M8	2.01	32.9				
M9	2.01	32.9				
M10	2.48	40.6				
V1	.66	10.8				
R1A			3000	207		
R1B			3000	207		
R2A			2300	159		
R3			1500	103		
R4			50	3		
R5			180	12		
R6			4000	276		
R7			1250	86		

*FLOW RATE CALCULATED AT 2500 RPM AND 98% EFFICIENCY.

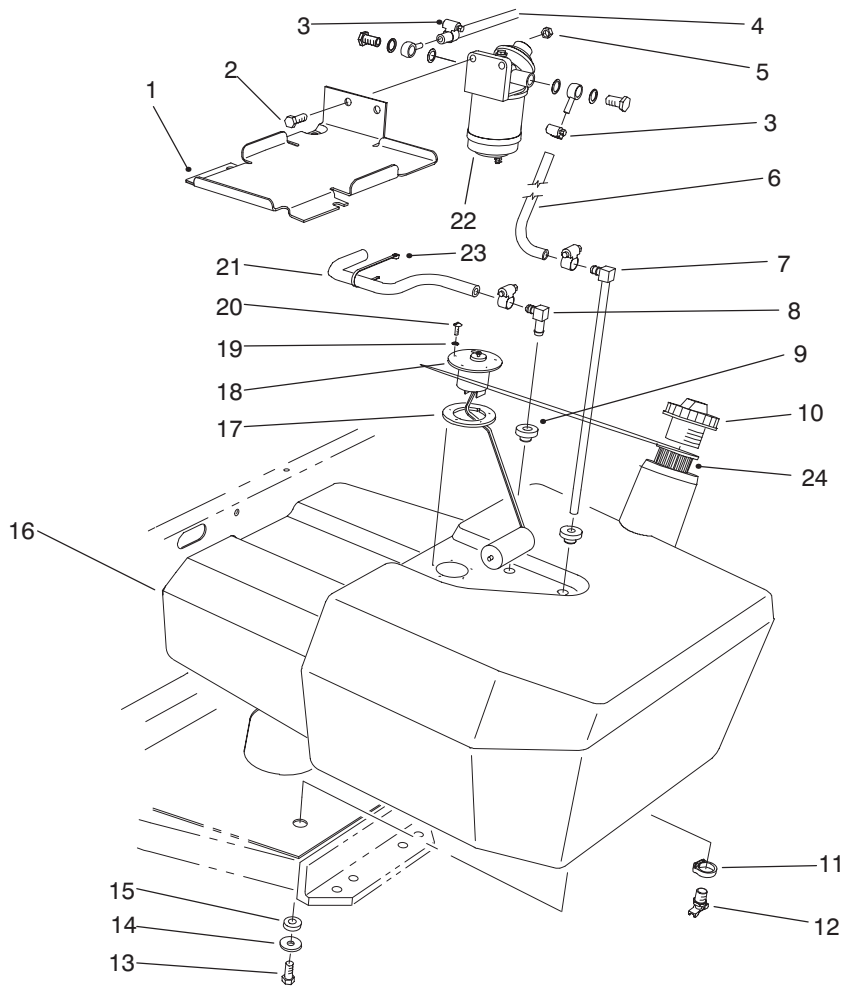


T-2067A

HYDRAULIC FILTER & RESERVOIR ASSEMBLY

Ref. No.	Part No.	Description	No. Used
1	93-7488	Tank – Hydraulic	1
2	93-7499	Gasket – Flange	1
3	93-7588	Cover – Tank	1
4	68-6150	Breather – Air	1
5	48-7730	Screw – Hex. Hd. Flange	6
6	93-7498	Plug – Plastic	1
7	237-101	O-Ring	1
8	75-3710	Dipstick	1
9	61-2790	Filter – Screen	1
10	237-81	O-Ring	3
11	340-9	Fitting – Hydraulic (Incl. Ref. #10 & 12)	1
12	237-58	O-Ring	1
13	92-7489	Hose – Return	1
14	340-139	Fitting – Elbow 90° (Incl. Ref. #10 & 15)	1
15	237-65	O-Ring	2
16	92-7490	Hose – Filter	1
17	3234-1	Screw	2
18	94-2620	Head – Filter (Incl. Ref. #21)	1
19	340-142	Fitting – Hydraulic 90° (Incl. Ref. #10 & 15)	1

Ref. No.	Part No.	Description	No. Used
20	92-7493	Hose – Filter	1
21	94-2621	Element	1
22	92-7465	Hose – Suction	1
23	2412-111	Clamp	1
24	92-7525	Fitting – Hose	1
25	92-7551	Cap – Fitting	1
26	94-1446	Tube – Drain	1
27	63-8410	Washer – Flat	3
28	33105-025	Screw – Hex. Hd. Flange	3
29	240-11	Grommet	3
30	92-7478	Tube – Motor, RH	1
31	237-30	O-Ring	2
32	340-157	Fitting – Tee (Incl. Ref. #31 & 33)	1
33	237-79	O-Ring	1
34	92-7527	Strainer – Suction	1
35	92-8020	Adapter – Breather	3
36	237-42	O-Ring	1
37	340-2	Adapter (Incl. Ref. #36 & 38)	1
38	237-22	O-Ring	1
39	94-1447	Tube – Steering, Return	1



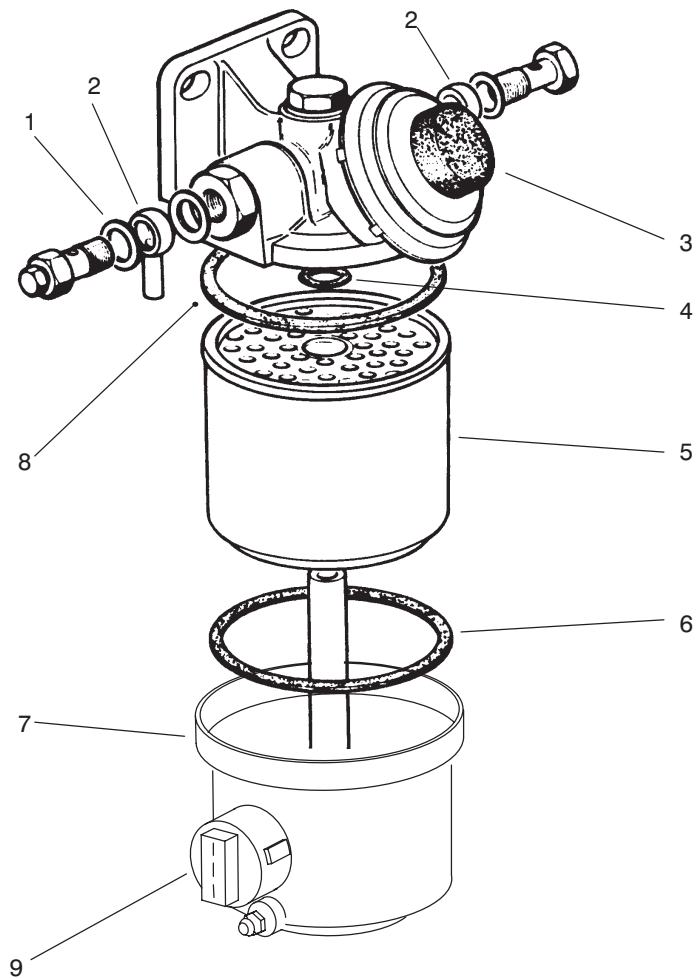
T-2068A

FUEL TANK & FILTER ASSEMBLY

Ref. No.	Part No.	Description	No. Used
1	93-7974	Plate - Box, Battery	1
2	33105-030	Screw - Hex. Hd. Flange	2
3	2412-108	Clamp - Hose	4
4	63-7627	Hose - Fuel	1
5	33005-00	Nut - Hex. Flange	2
6	92-7522	Hose - Fuel	1
7	66-8121	Standpipe	1
8	46-6550	Fitting - Connector	1
9	46-6560	Bushing	2
10	93-3102	Cap - Fuel, Diesel	1
11	2412-36	Clamp - Drain	1
12	304-46	Fitting - Drain	1
13	33105-025	Screw - Hex. Hd. Flange	3

Ref. No.	Part No.	Description	No. Used
14	63-8410	Washer - Flat	3
15	240-11	Grommet	3
16	92-7422	Tank - Fuel (Incl. Ref. #11 & 12)	1
17	62-7650	Gasket	1
18	63-7640	Sender - Fuel	1
19	3253-15	Washer - Lock	5
20	32122-24	Screw	5
21	92-7521	Hose - Fuel	1
†22	76-5300	Assembly - Filter, Fuel	1
23	3290-378	Tie - Cable	3
24	61-2790	Filler - Screen	1

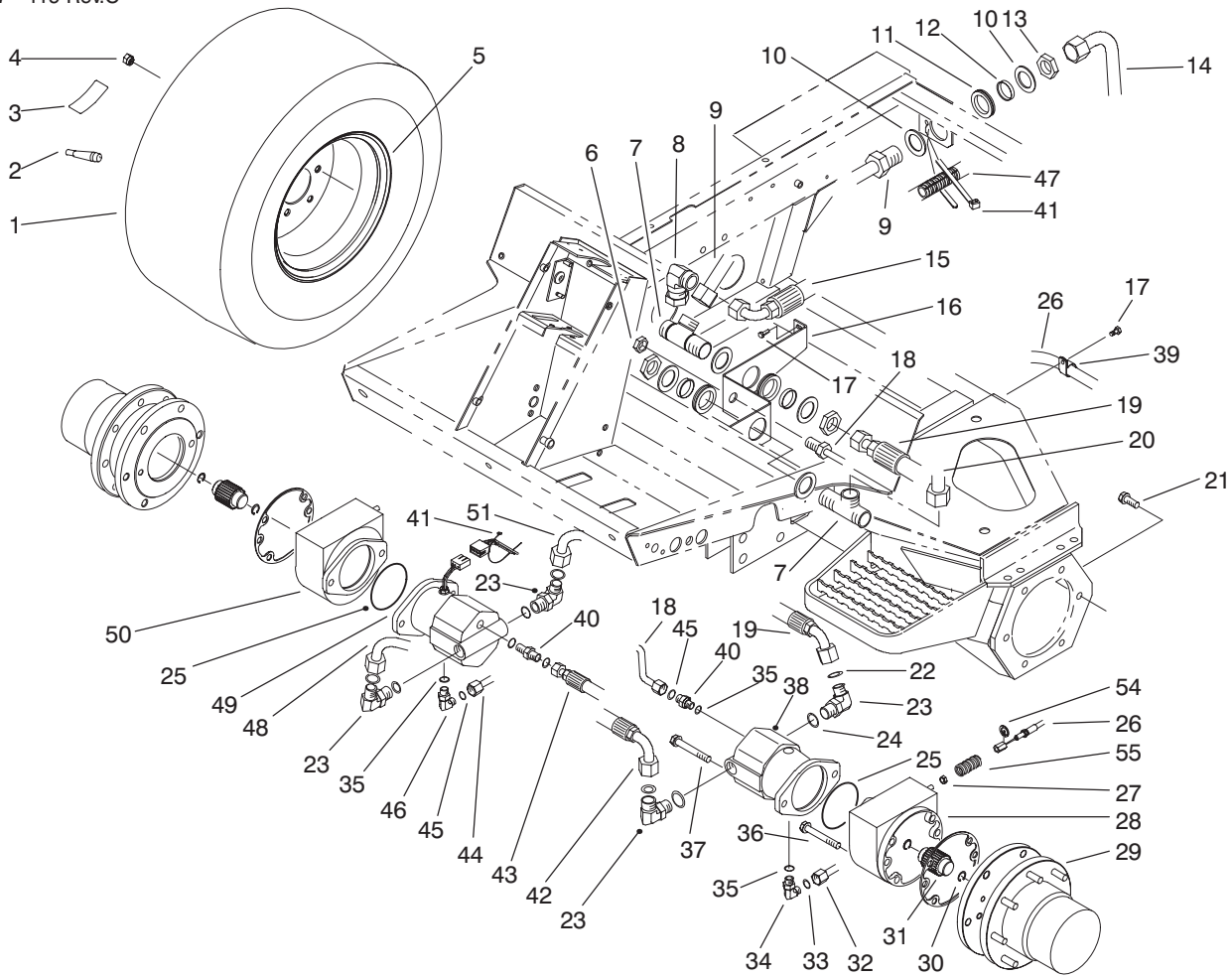
†Furnished with engine.



T-0966A

FUEL FILTER ASSEMBLY

Ref. No.	Part No.	Description	No. Used	Ref. No.	Part No.	Description	No. Used
1	76-5180	Washer - Copper	4	6		Seal - Gasket	1
2	76-5190	Fitting - Adjustable	2	7		Cap - Filter, Fuel	1
3	76-5300	Assembly - Filter, Fuel (Incl. Ref. #7 & 9)	1	8		Seal - Gasket	1
4		O-Ring	1	9	76-5320	Sensor - Water	1
5	76-5220	Element - Filter (Incl. Ref. #4, 6 & 8)	1				

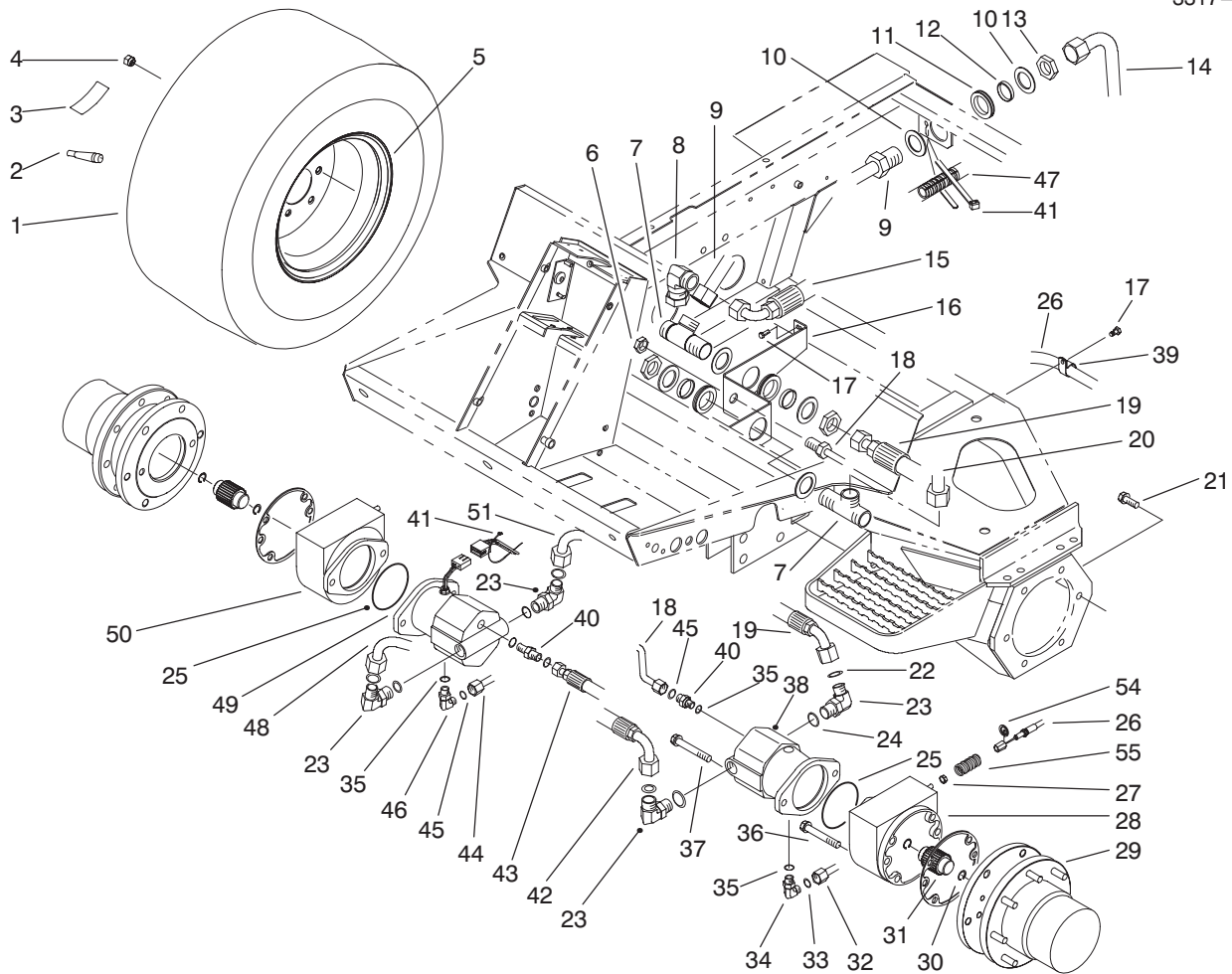


T-2069A

FRONT HYDRAULIC DRIVE & BRAKE ASSEMBLY

Ref. No.	Part No.	Description	No. Used
1	92-7423	Tire	2
2	232-24	Stem - Valve	2
3	76-8730	Decal - Torque, Wheel	2
4	92-7483	Nut - Lug	16
5	92-7481	Rim	2
6	340-127	Nut - Bulkhead	1
7	92-7550	Fitting - Tee, Bulkhead (Incl. Ref. #53	
8	92-7645	Fitting - Hydraulic 90° (Model 03800)	1
9	92-7474	Assembly - Tube, Front (Model 03801)	1
10	69-8920	Washer (Model 03800)	4
10	69-8920	Washer (Model 03801)	6
11	240-2	Grommet (Model 03800)	2
11	240-2	Grommet (Model 03801)	3
12	69-8950	Spacer (Model 03800)	2
12	69-8950	Spacer (Model 03801)	3
13	340-128	Nut - Bulkhead (Model 03800)	2
13	340-128	Nut - Bulkhead (Model 03801)	3

Ref. No.	Part No.	Description	No. Used
14	92-7473	Assembly - Tube, Rear (Model 03801)	1
15	92-7634	Assembly - Hose, Traction (Model 03800)	1
16	92-7455	Plate - Bulkhead	1
17	32144-11	Screw - Thread Forming	5
18	92-7477	Assembly Tube, Motor Drain	1
19	92-7486	Assembly - Hose	1
20	92-7485	Assembly - Hose	1
21	33106-030	Screw - Hex. Hd. Flange	12
22	237-58	O-Ring	4
23	340-142	Fitting - Hydraulic 90° (Incl. Ref. #22 & 24)	4
24	237-81	O-Ring	4
25	237-166	O-Ring	2
26	92-7530	Cable - Brake, LH	1
27	3218-4	Nut - Jam	2
28	92-7417	Assembly - Brake, LH	1
29	92-7415	Assembly - Drive, Planetary	2
30	93-7972	Ring - Retaining	4
31	93-7966	Shaft - Splined, Brake	2
32	92-7598	Assembly - Tube, Frt. Drain	1
33	237-22	O-Ring	1
34	340-18	Fitting - Hydraulic 90° (Incl. Ref. #33 & 35)	1
35	237-79	O-Ring	4
36	33106-090	Screw - Hex. Hd. Flange	8
37	33116-120	Screw - Hex. Hd.	4



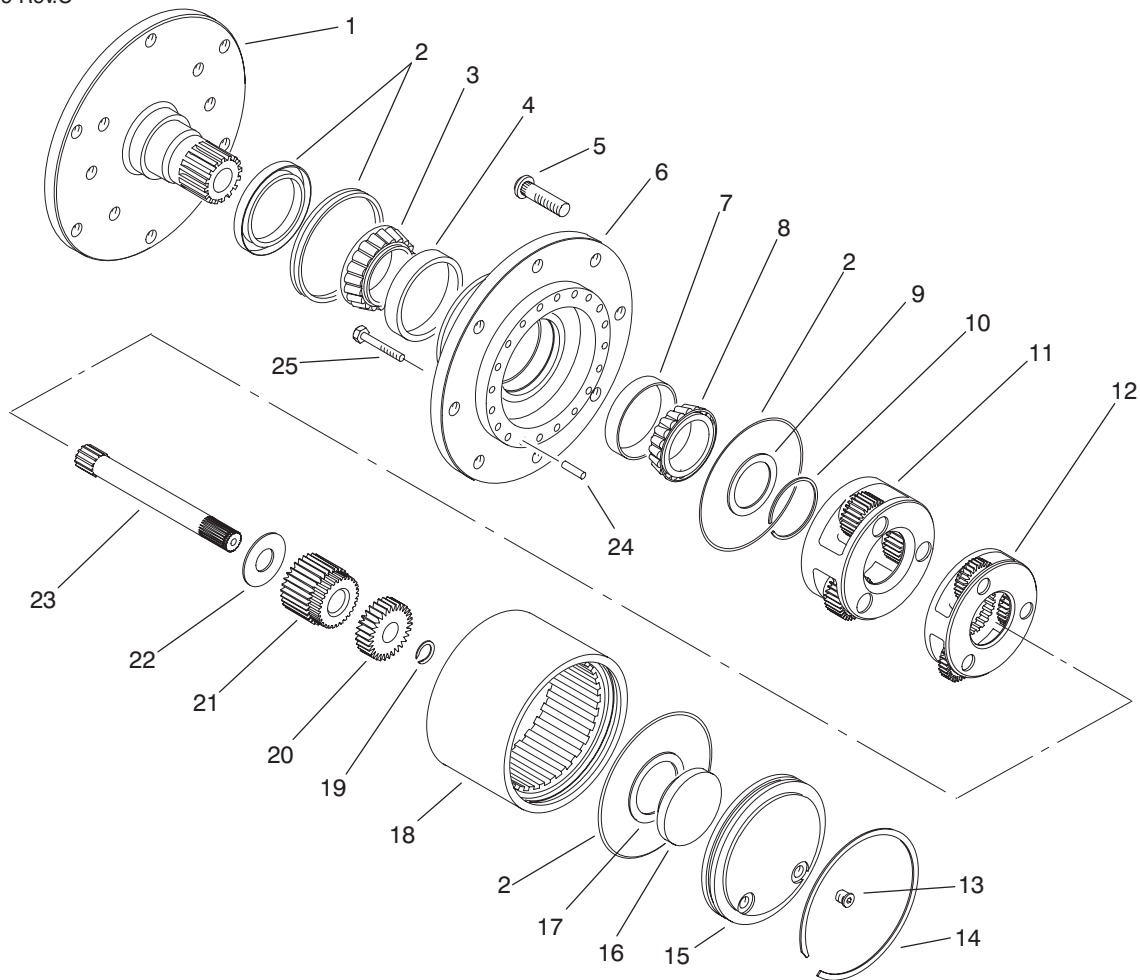
T-2069A

FRONT HYDRAULIC DRIVE & BRAKE ASM. (Continued)

Ref. No.	Part No.	Description	No. Used
38	92-7385	Motor - Planetary	1
39	2412-93	R-Clamp	2
40	340-5	Fitting - Hydraulic (Incl. Ref. #22 & 24)	2
41	3290-378	Tie - Cable	3
42	92-7487	Assembly - Tube	1
43	92-7488	Assembly - Hose	1
44	92-7478	Assembly - Tube, Motor RH	1
45	237-30	O-Ring	3
46	340-98	Fitting - Hydraulic 90° (Incl. Ref. #35 & 45)	1
47	94-3090	Harness - Wire, Main	1

Ref. No.	Part No.	Description	No. Used
48	92-7476	Assembly - Tube, Traction	1
49	93-7476	Motor - Hydraulic W/Sensor	1
50	92-7414	Assembly - Brake, RH	1
51	92-7475	Assembly - Tube, Traction	1
*53	340-65	O-Ring	6
54	94-3050	Plate - Spring	2
55	94-3088	Spring - Brake	2
*	92-7482	Assembly - Wheel (Incl. Ref. #2, 4, & 5)	2

*Not Illustrated



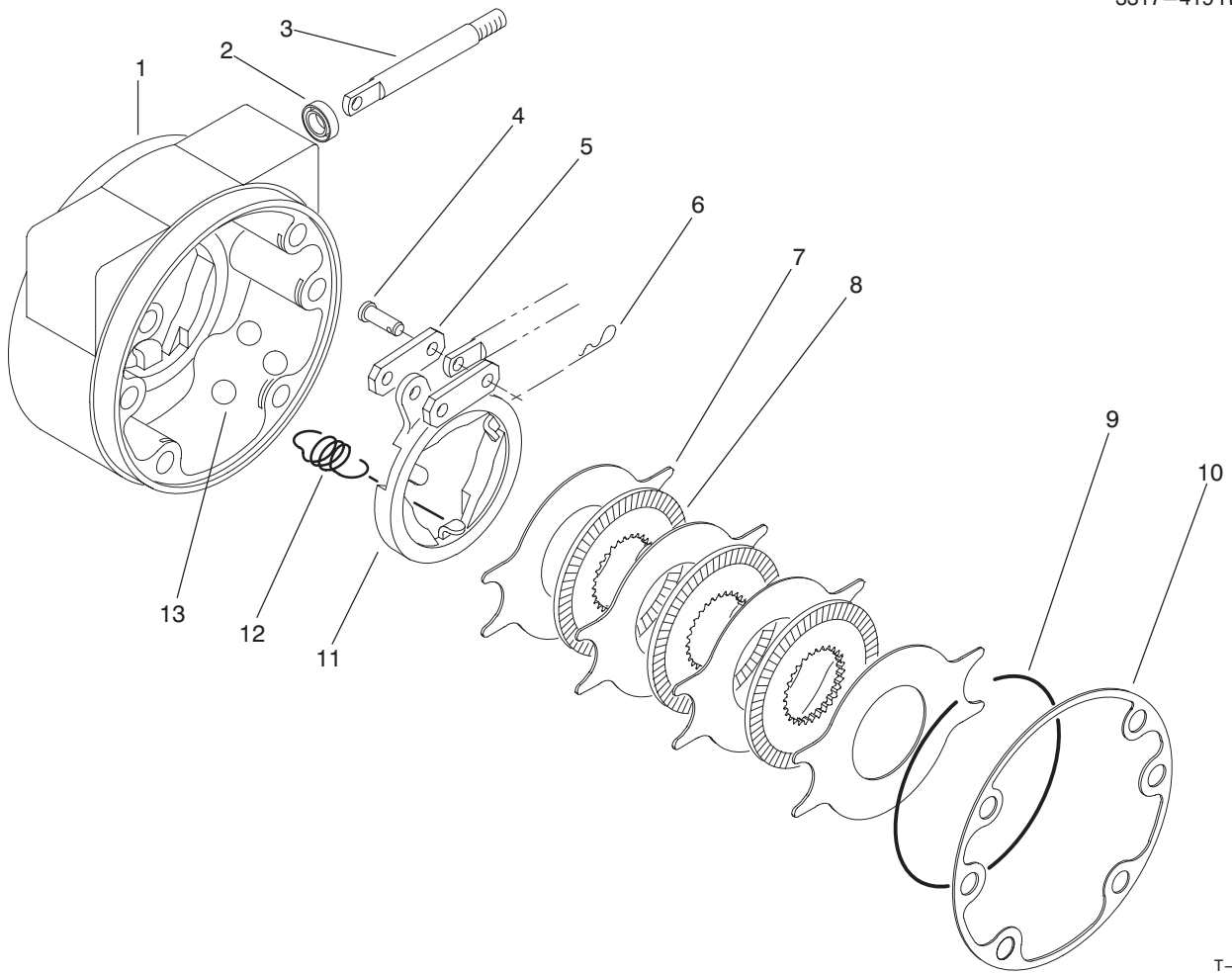
T-2070

PLANETARY DRIVE ASSEMBLY NO. 92-7415

Ref. No.	Part No.	Description	No. Used
1	93-7450	Spindle	1
2	93-7474	Kit - Seal	1
3	93-7451	Cone - Bearing	1
4	93-7452	Cup - Bearing	1
5	93-7455	Stud - Wheel	8
6	93-7453	Housing	1
7	93-7470	Cup - Bearing	1
8	93-7469	Cone - Bearing	1
9	93-7468	Washer - Thrust	1
10	93-7467	Ring - Retaining, External	1
11	93-7472	Asm - Carrier, Secondary	1
12	93-7473	Asm - Carrier, Primary	1
13	93-7461	Plug - Pipe	2
14	93-7462	Ring - Retaining, Internal	1

Ref. No.	Part No.	Description	No. Used
15	93-7458	Plate - Cover	1
16	93-7457	Spacer - Input	1
17	93-7460	Washer - Thrust	1
18	93-7456	Gear - Ring	1
19	93-7459	Ring - Retaining, External	1
20	93-7463	Gear - Sun	1
21	93-7464	Gear - Sun	1
22	93-7465	Washer - Thrust	1
23	93-7471	Shaft - Input	1
24	93-7466	Pin - Dowel	2
25	93-7454	Screw - HH	18
*	92-7415	Asm - Complete (Incl. Ref. #1-25)	1

*Not Illustrated



T-2071

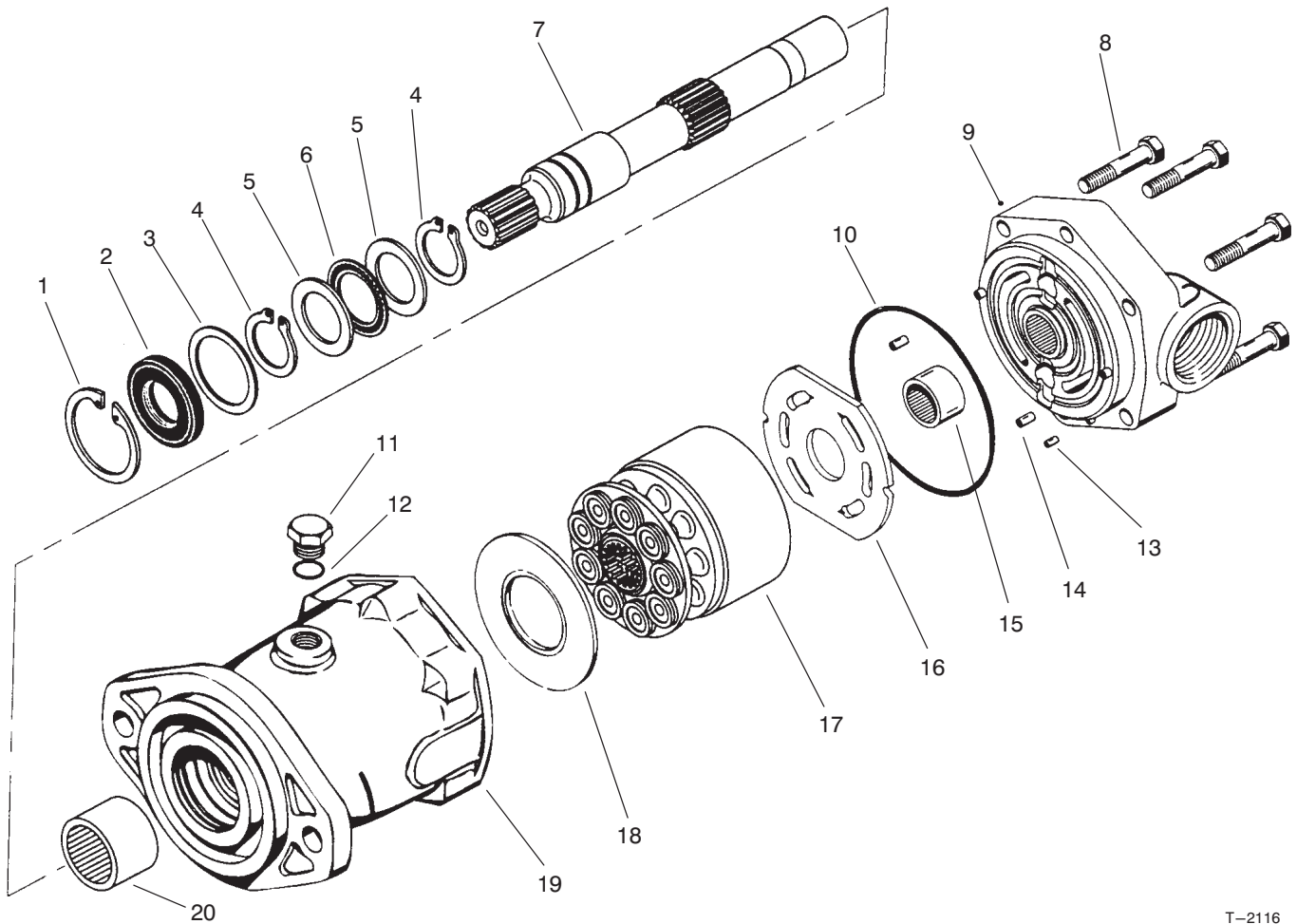
BRAKE ASM NO. 92-7414 RH & 92-7417 LH (Shown)

Ref. No.	Part No.	Description	No. Used
†1		Housing – Brake, LH	1
†*		Housing – Brake, RH	1
2	93-7977	Seal	1
3	93-7978	Rod – Pull	1
4	93-7983	Pin – Clevis	2
5	93-7980	Link	2
6	93-7979	Pin – Cotter, Hair	2

Ref. No.	Part No.	Description	No. Used
7	93-7986	Disc – Stationary	4
8	93-7981	Disc – Rotating	3
9	93-7976	Ring – Retaining	1
10	93-7984	Gasket	1
11	93-7982	Actuator	1
12	93-7987	Spring – Extension	3
13	93-7985	Ball	3

*Not Illustrated

†Not Serviced Separately

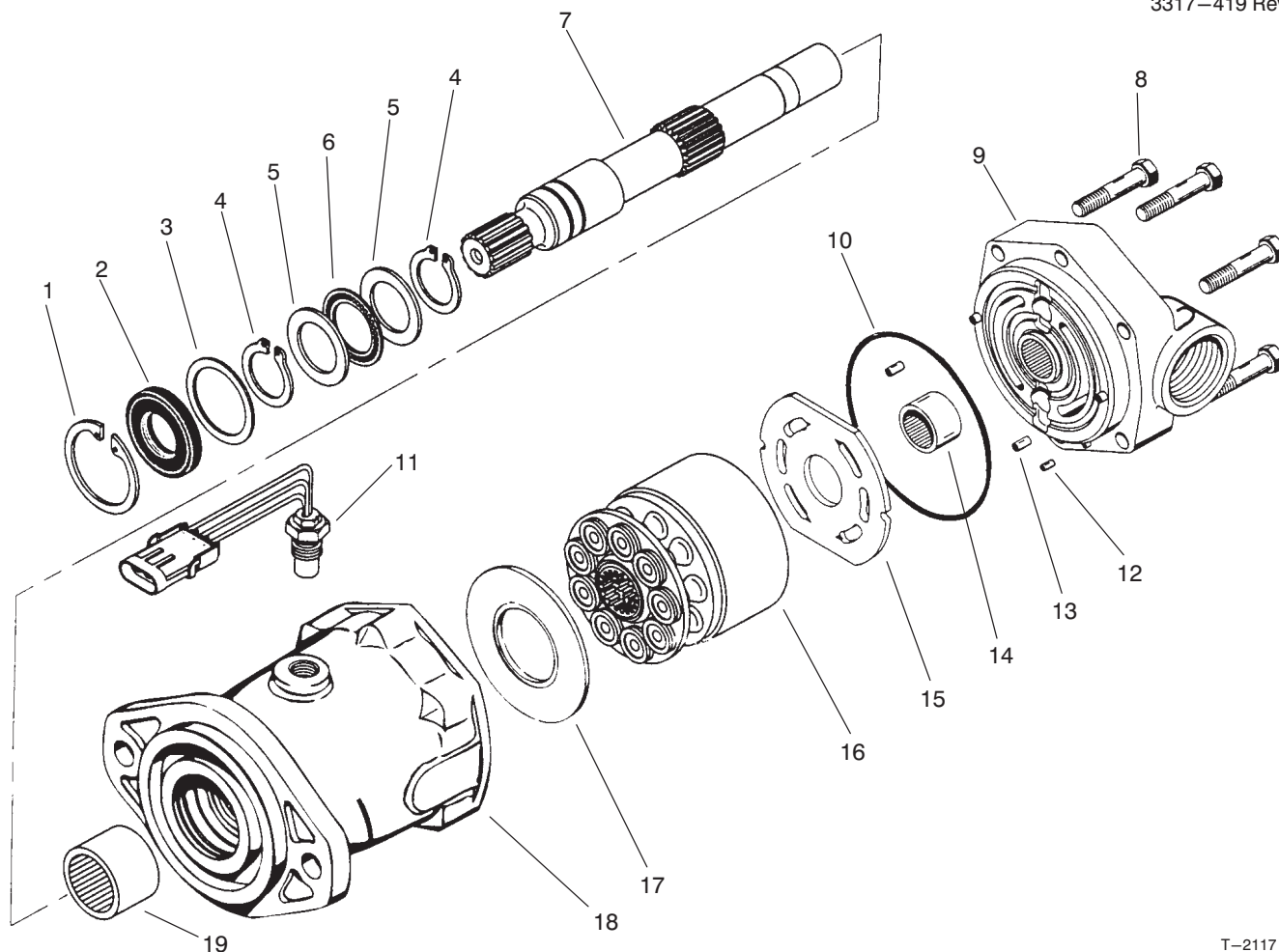


T-2116

HYDRAULIC MOTOR ASSEMBLY NO. 92-7385

Ref. No.	Part No.	Description	No. Used
1	76-7010	Ring - Retaining	1
2	94-3008	Seal - Shaft	1
3	94-3007	Washer	1
4	76-7000	Ring - Retaining	2
5	76-6950	Race - Thrust	2
6	76-6960	Bearing - Thrust	1
7	94-3004	Shaft - Drive, Splined	1
8	94-3002	Screw - HH	6
9	94-3005	Asm. - Backplate (Incl. Ref. #13-15)	1
10	76-6980	O-Ring	1
11	94-3009	Asm. - Plug	

Ref. No.	Part No.	Description	No. Used
		(Incl. Ref. #12)	1
12		O-Ring	1
13		Pin - Dowel	1
14		Pin - Dowel	3
15		Bearing - Needle	1
16	94-3003	Plate - Valve	1
17	76-6910	Kit - Rotating	1
18	76-6970	Insert - Camplate	1
19	94-3006	Housing (Incl. Ref. #20)	1
20		Bearing - Needle	1

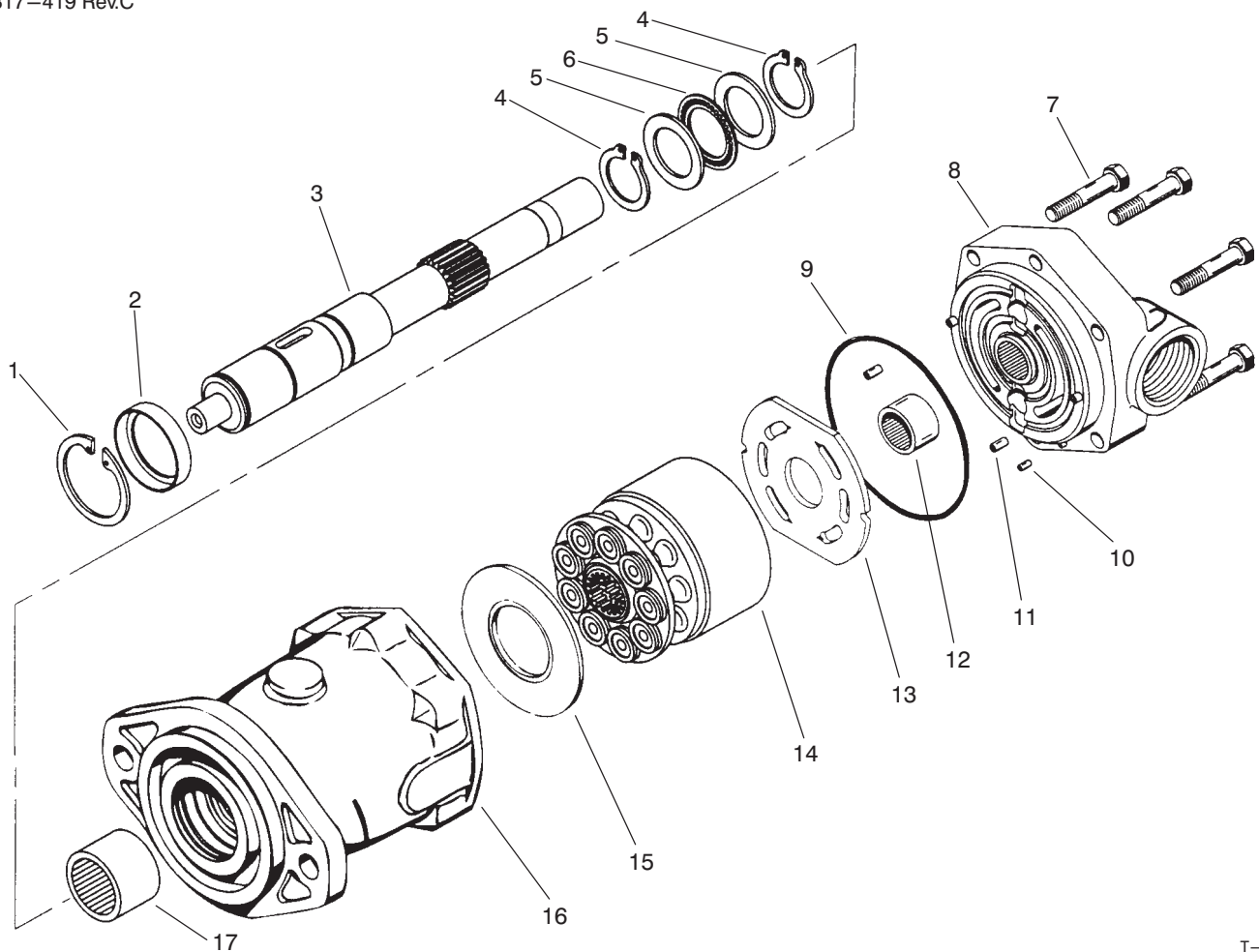


T-2117

HYDRAULIC MOTOR ASSY. NO. 93-7476 W/SENSOR

Ref. No.	Part No.	Description	No. Used
1	76-7010	Ring - Retaining	1
2	94-3008	Seal - Shaft	1
3	94-3007	Washer	1
4	76-7000	Ring - Retaining	2
5	76-6950	Race - Thrust	2
6	76-6960	Bearing - Thrust	1
7	94-3004	Shaft - Drive, Splined	1
8	94-3002	Screw - HH	6
9	94-3005	Asm. - Backplate (Incl. Ref. #12-14)	1
10	76-6980	O-Ring	1

Ref. No.	Part No.	Description	No. Used
11	94-3010	Sensor - Speed Pickup	1
12		Pin - Dowel	1
13		Pin - Dowel	3
14		Bearing - Needle	1
15	94-3003	Plate - Valve	1
16	76-6910	Kit - Rotating	1
17	76-6970	Insert - Camplate	1
18	94-3006	Housing	1
19		Bearing - Needle (Incl. Ref. #19)	1

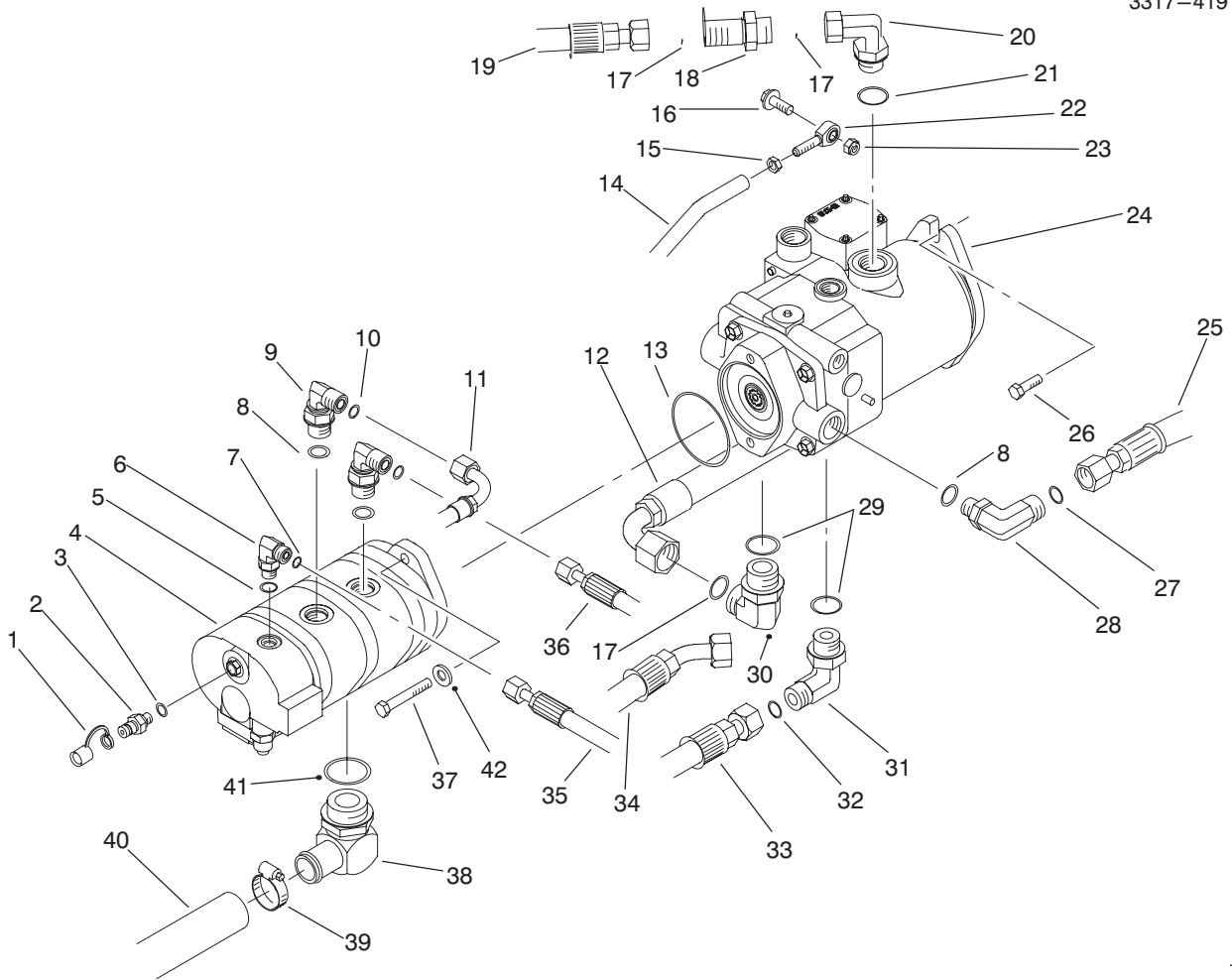


T-2118

4 WD HYDRAULIC MOTOR ASSY. NO. 92-7386

Ref. No.	Part No.	Description	No. Used
1	76-7010	Ring - Retaining	1
2	76-7020	Spacer	1
3	76-6930	Shaft - Drive, Straight	1
4	76-7000	Ring - Retaining	2
5	76-6950	Race - Thrust	2
6	76-6960	Bearing - Thrust	1
7	94-3002	Screw - HH	6
8	94-3000	Asm. - Backplate (Incl. Ref. #10-12)	1
9	76-6980	O-Ring	1

Ref. No.	Part No.	Description	No. Used
10		Pin - Dowel	3
11		Pin - Dowel	1
12		Bearing - Needle	1
13	94-3003	Plate - Valve	1
14	76-6910	Kit - Rotating	1
15	76-6970	Insert - Camplate	1
16	94-3001	Housing (Incl. Ref. #17)	1
17		Bearing - Needle	1



T-2072A

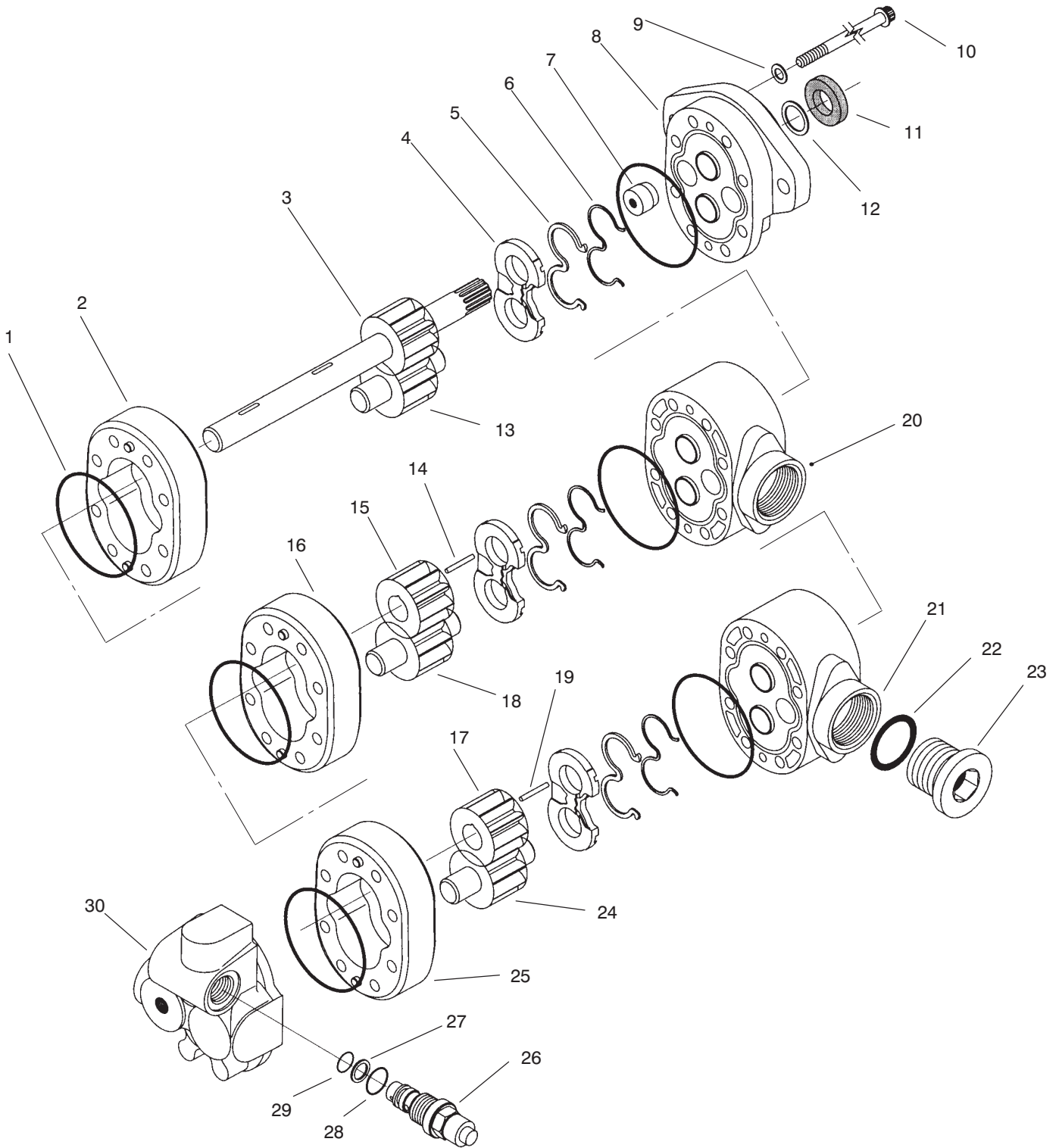
PUMP INSTALLATION ASSEMBLY

Ref. No.	Part No.	Description	No. Used
1	354-79	Cap - Dust	4
2	354-77	Fitting - Quick Connect (Incl. Ref. #3)	4
3	237-78	O-Ring	4
4	93-2175	Assembly - Pump, Gear	1
5	237-42	O-Ring	1
6	340-77	Fitting - Hydraulic 90° (Incl. Ref. #5 & 7)	1
7	237-22	O-Ring	1
8	237-80	O-Ring	3
9	340-105	Fitting - Hydraulic 90° (Incl. Ref. #8 & 10)	2
10	237-30	O-Ring	2
11	92-7491	Assembly - Hose	1
12	92-7484	Assembly - Hose (Model No. 03801)	1
13	353-949	O-Ring	1
14	92-7531	Tube - Rod, Control	1
15	3220-3	Nut - Jam	1
16	3234-11	Screw - Flange Head	1
17	237-58	O-Ring	3
18	94-2637	Fitting - Hydraulic, Straight (Incl. Ref. #17)	1
19	92-7489	Hose - Return	1
20	94-2636	Fitting - Hydraulic 90°	1
21	237-81	O-Ring	1
22	2411-36	Bearing - Rod End	1
23	3296-59	Nut - Lock	1
24	92-7383	Pump - Piston	1

Ref. No.	Part No.	Description	No. Used
25	92-7490	Assembly - Hose, Filter	1
26	82-5050	Screw - Cap Hex. Hd.	2
27	237-65	O-Ring	1
28	340-17	Fitting - Hydraulic 90° (Incl. Ref. #8 & 27)	1
29	237-146	O-Ring	2
30	340-15	Fitting - Hydraulic 90° (Incl. Ref. #17 & 29) (Model No. 03801)	1
30	340-129	Fitting - Hydraulic 90° (Incl. Ref. #29 & 32) (Model No. 03800)	1
31	340-129	Fitting - Hydraulic 90° (Incl. Ref. #29 & 32)	1
32	340-65	O-Ring	2
33	92-7485	Assembly - Hose	1
34	92-7634	Assembly - Hose, Traction (Model No. 03800)	1
35	92-7622	Assembly - Hose, Steering	1
36	92-7492	Assembly - Hose	1
37	323-7	Screw - Cap Hex. Hd.	2
38	92-7526	Fitting - Hydraulic, Suction	1
39	2412-111	Clamp - Hose	1
40	92-7465	Hose - Suction	1
41	237-101	O-Ring	1
42	3256-46	Washer - Flat	2
*	93-7475	Asm. - Pump (Incl. Ref. #4, 13, 24 & 37)	1

*Not Illustrated

GEAR PUMP ASSEMBLY NO. 93-2175



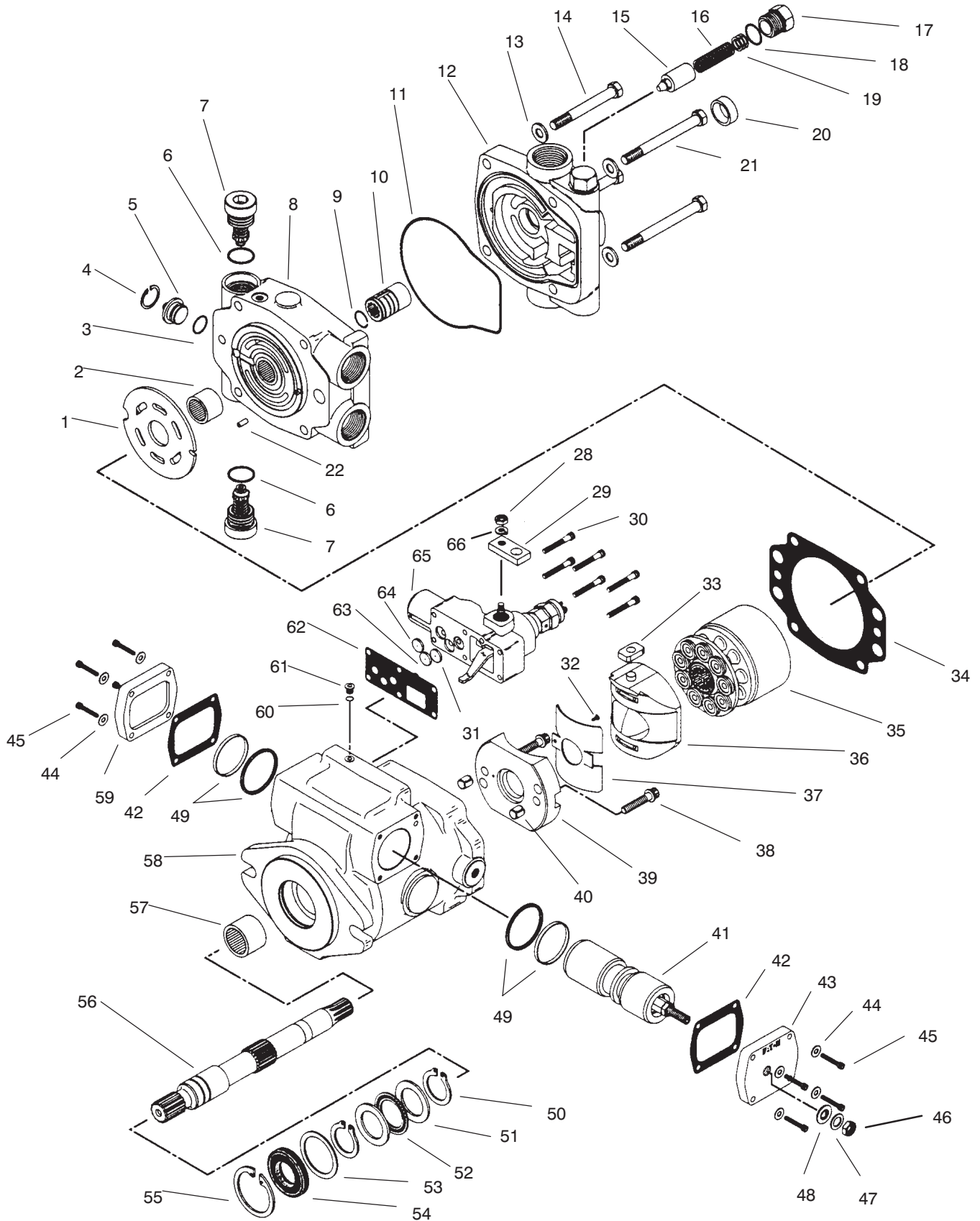
GEAR PUMP ASSEMBLY NO. 93-2175

Ref. No.	Part No.	Description	No. Used	Ref. No.	Part No.	Description	No. Used
1	56-6710	O-Ring	6	†18		Gear – Idler	1
†2		Body	1	†19		Key	1
†3		Asm. – Gear, Drive	1	†20		Plate – Adaptor	1
4		Plate – Wear	3	†21		Plate – Adaptor	1
5		Seal – Pressure, Balance	3	†22		O-Ring	1
6		Gasket – Backup	3	23	94-3013	Plug	
7	94-3011	Plug	1			(Incl. Ref. #22)	1
†8		Asm. – Plate, Front	1	†24		Gear – Idler	1
9	74-8920	Washer – Copper	4	†25		Body	1
10	94-3012	Screw – Cap	8	26	94-3014	Valve – Relief	
11	49-2640	Seal – Shaft	1			(Incl. Ref. #27-29)	1
12	60-5890	Washer	1	†27		Washer – Backup	1
†13		Gear – Idler	1	†28		O-Ring	1
†14		Key	1	†29		O-Ring	1
†15		Gear	1	†30		Asm. – Backplate	1
†16		Body	1	*	94-3015	Kit – Seal	
†17		Gear	1			(Incl. Ref. #1, & 4-6)	1

*Not Illustrated

† Not Serviced Separately

SERVO CONTROLLED PISTON PUMP ASM. NO. 92-7383

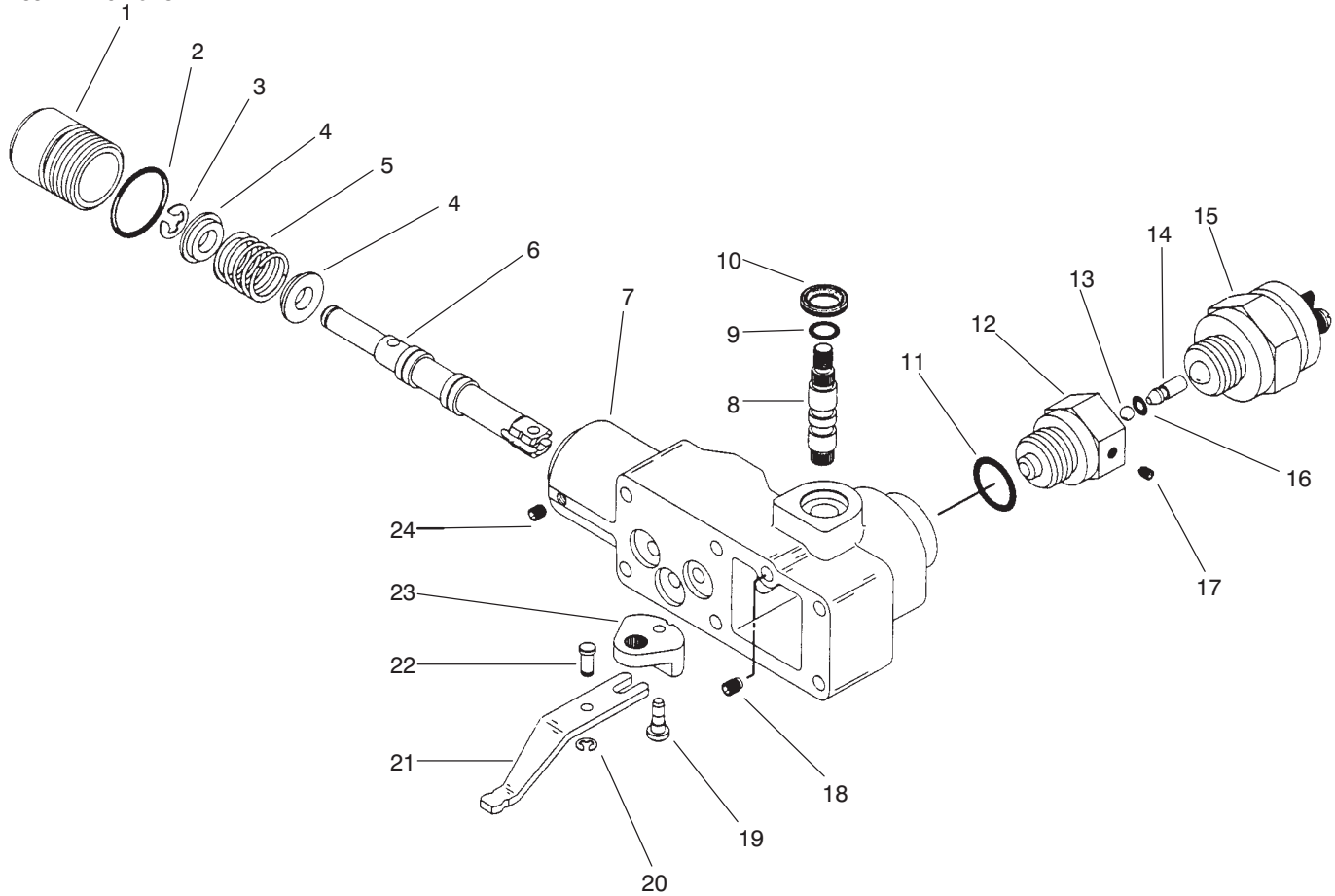


SERVO CONTROLLED PISTON PUMP ASM. NO. 92-7383

Ref. No.	Part No.	Description	No. Used	Ref. No.	Part No.	Description	No. Used
1	94-3022	Plate - Valve	1	†38		Screw - Cap	1
†2		Bearing	1	†39		Asm. - Cradle	1
3	94-3036	Ring - Quad	1	†40		Dowel - Bushing	2
4	94-3037	Ring - Retaining	1	41	94-3025	Asm. - Piston, Servo	1
5	94-3038	Plug - Dump Valve	1	†42		Gasket - Plate, Cover	2
†6		O-Ring	2	43	94-3034	Plate - Cover	1
7	94-3024	Valve - Relief	2	44	3256-77	Washer - Flat	8
8	94-3016	Asm. - Backplate (Incl. Ref. #2 & 22)	1	45	3274-81	Screw - Cap	8
9	94-3035	Ring - Lock	1	46	3220-3	Nut - Jam	1
10	94-3023	Coupler	1	47	94-3030	Washer	1
†11		O-Ring, Molded	1	48	94-3027	Washer - Seal	1
12	94-3017	Adaptor - Charge Relief (Incl. Ref. #15-20)	1	†49		Seal	2
13	3256-24	Washer - Flat	4	50	76-7000	Ring - Retaining	2
14	94-3028	Screw - Cap	2	51	76-6950	Race - Thrust	2
†15		Poppet	2	52	76-6960	Bearing - Thrust	1
†16		Spring	2	53	94-3007	Washer	1
†17		Plug	1	54	94-3008	Seal - Shaft	1
†18		O-Ring	1	55	76-7010	Ring - Retaining	1
†19		Washer	3	56	94-3020	Shaft - Drive	1
†20		Bushing	1	†57		Bearing	1
21	94-3029	Screw - Cap	2	58	94-3018	Asm. - Housing (Incl. Ref. #32, 37-40, 49, 57, & 60-61)	1
†22		Pin - Roll	1	59	94-3033	Plate - Cover	1
28	3217-5	Nut	1	†60		O-Ring	1
29	94-3031	Arm - Control	1	†61		Plug	1
30	3274-59	Screw - Cap	6	†62		Gasket	1
31	94-3040	Orifice - Valve, Control	1	63	94-3041	Orifice - Valve, Control	1
†32		Screw	1	64	94-3040	Orifice - Valve, Control	1
33	94-3032	Follower - Piston	1	65	94-3019	Control - Servo, Manual	1
†34		Gasket - Housing	1	66	3253-3	Washer - Lock	1
35	94-3021	Asm. - Kit, Rotating	1	*	94-3039	Kit - Seal (Incl. Ref. #11, 34, 42 & 62)	1
36	94-3026	Asm. - Camplate	1				
†37		Bushing	1				

*Not Illustrated

† Not Serviced Separately.



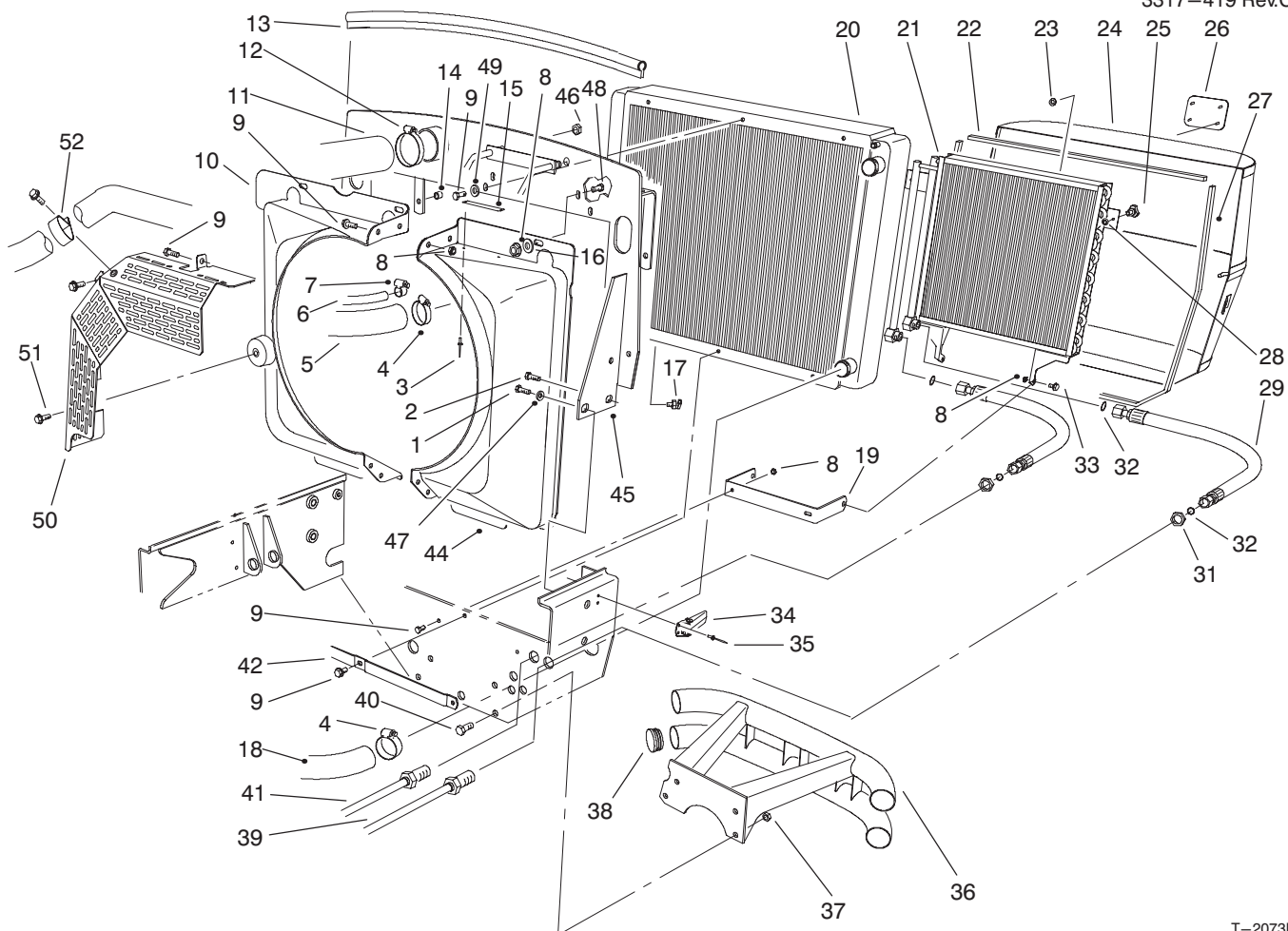
T-2119

MANUAL SERVO CONTROL NO. 94-3019

Ref. No.	Part No.	Description	No. Used
1		Plug	1
2		O-Ring	1
3		Ring - Retaining	1
4		Retainer - Spring	2
5		Spring	1
6		Valve - Spool	1
7		Housing - Control	1
8		Shaft - Input	1
9		O-Ring	1
10		Seal - Wiper	1
11		O-Ring	1
12		Adaptor	1
13		Ball	1

Ref. No.	Part No.	Description	No. Used
14		Pin	1
15	94-3043	Switch	1
16		O-Ring	1
17		Screw - Set	1
18		Screw - Set	1
19		Pin	1
20		Ring - Retaining	1
21		Link	1
22		Pin - Dowel	1
23		Crank - Bell	1
24		Screw - Set	1
*	94-3044	Kit - Seal (Incl. Ref. #2, 9-11 & 16)	1

*Not Illustrated

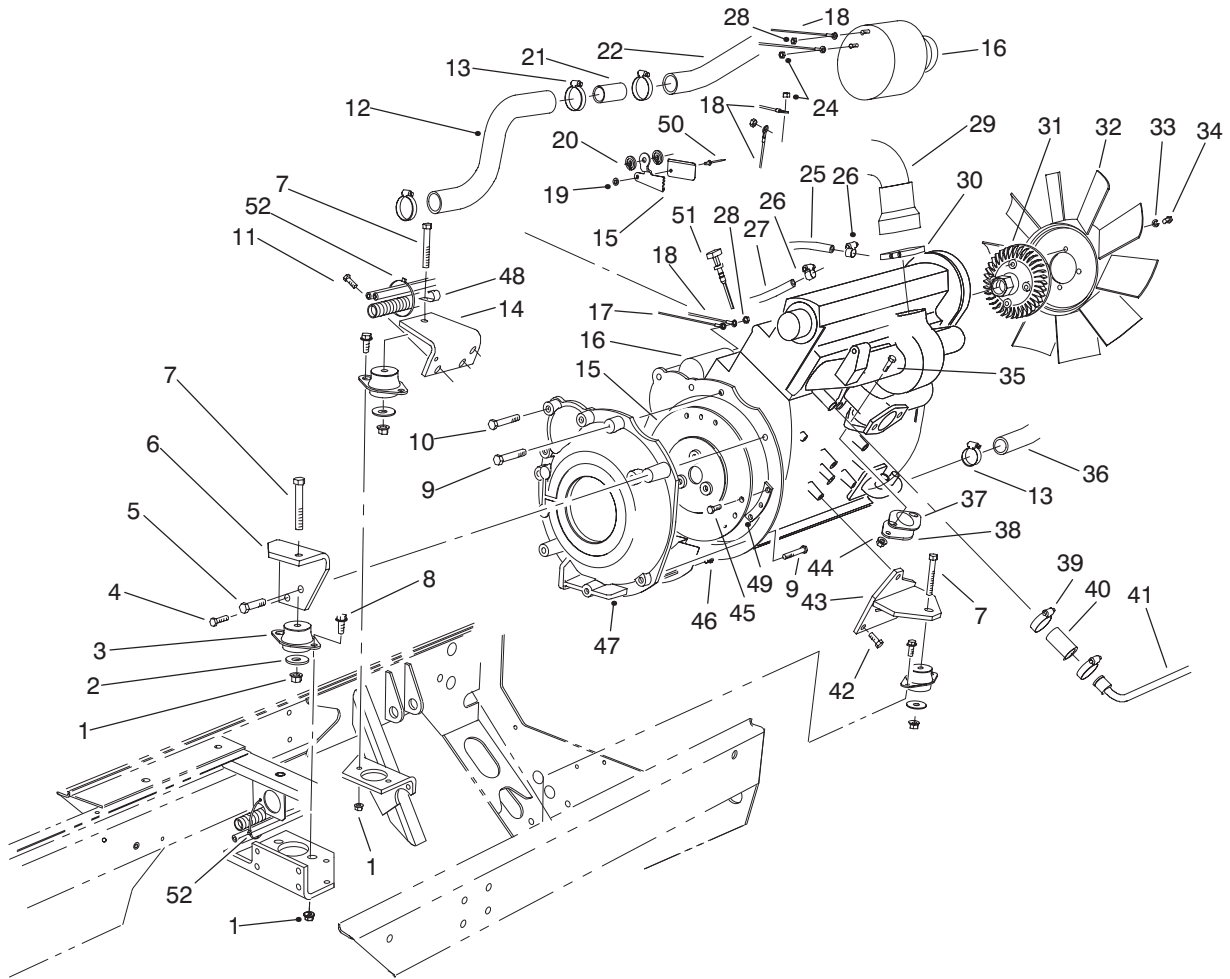


T-2073B

RADIATOR & SHROUD ASSEMBLY

Ref. No.	Part No.	Description	No. Used
1	33118-025	Screw - Hex. Hd. Flange	2
2	33105-030	Screw - Hex. Hd. Flange	2
3	3290-271	Rivet - Pop	2
4	2412-3	Clamp - Hose	2
5	93-4215	Hose - Radiator, Upper Rear	1
6	92-7424	Hose - Radiator, Overflow	1
7	2412-36	Clamp - Hose	1
8	32128-44	Nut - Flange	9
9	3234-5	Screw - Flange	10
10	92-7374	Shroud - Fan RH	1
11	93-7584	Hose - Intake	1
12	2412-125	Clamp - Hose	1
13	93-7553	Seal - Hood	1
14	32148-10	Nut - Clinch	2
15	76-8750	Plate - Warning	1
15	93-6681	Decal - Warning (Europe)	1
16	3256-56	Washer - Flat	3
17	304-46	Nut - Drain Cock	1
18	92-7463	Hose - Radiator, Lower	1
19	92-7516	Bracket - Support, Cooler	1
20	74-3410	Assembly - Radiator	1
21	82-3740	Cooler - Oil	1
22	92-7631	Sealstrip - Screen	1
23	94-2638	Nut - Push On	4
24	92-7505	Screen	1
25	77-3620	Retainer - Cover	2
26	93-6028	Plate - Logo, Toro	1

Ref. No.	Part No.	Description	No. Used
27	93-4208	Strip - Seal, Screen	1
28	32151-72	Retainer - Push On	2
29	92-7535	Assembly - Hose, Oil Cooler	2
31	340-74	Nut - Bulkhead	2
32	237-65	O-Ring	4
33	37-8771	Bolt - Shoulder	2
34	69-3020	Latch - Draw	2
35	3269-4	Rivet - Pop	4
36	92-7623	Bumper (Model 03801)	1
36	94-3084	Bumper (Model 03800)	1
37	3296-23	Nut - Lock	4
38	2410-42	Cap - Bumper Model 03801	4
38	2410-42	Cap - Bumper Model 03800	2
39	92-7493	Assembly - Tube, Filter	1
40	325-5	Screw - Cap Hex. Hd.	2
41	92-7558	Assembly - Tube, Cooler	1
42	92-7416	Strap - Radiator	1
44	92-7375	Shroud - Fan LH	1
45	92-7388	Support - Radiator	1
46	3296-23	Nut - Lock	2
47	3256-27	Washer - Flat	2
48	3230-2	Screw - Carriage	3
49	3256-23	Washer - Flat	3
50	94-2646	Guard - Fan (Europe)	1
51	33104-020	Screw - HHF (Europe)	3
52	2412-96	Clamp - R (Europe)	1

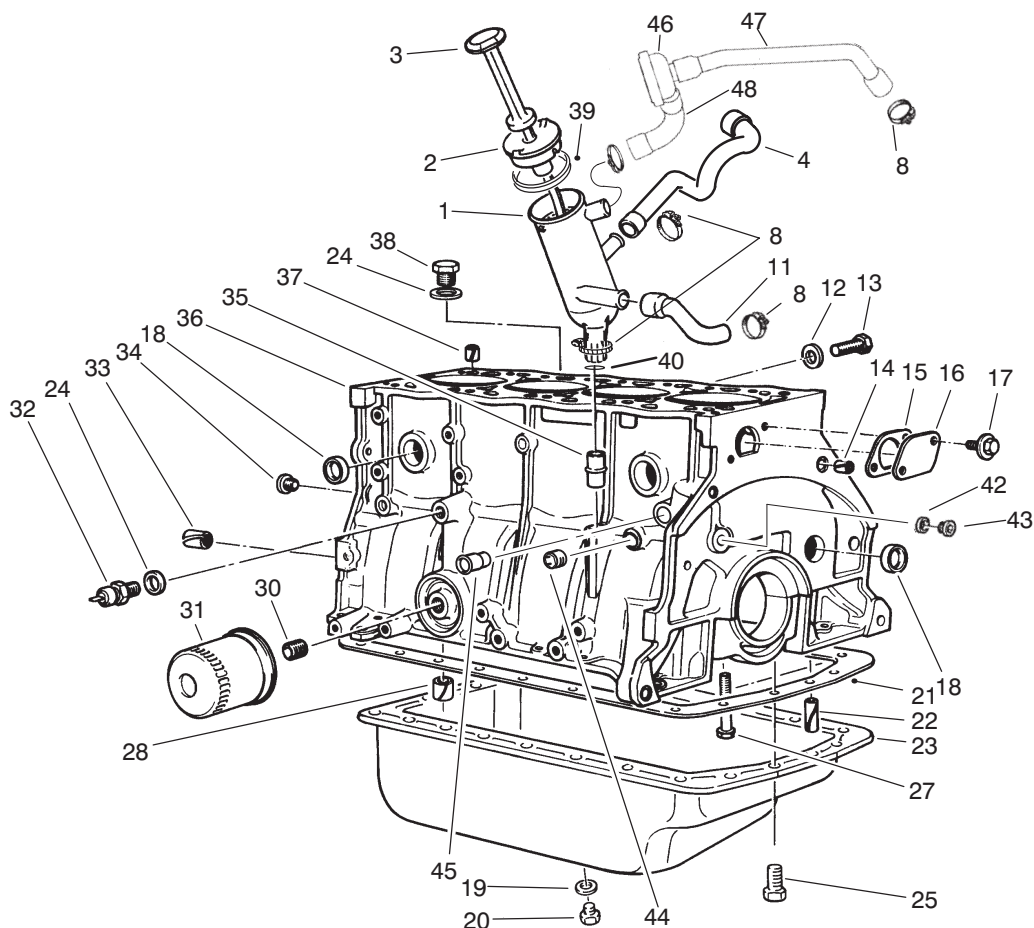


T-2074A

ENGINE INSTALLATION ASSEMBLY

Ref. No.	Part No.	Description	No. Used
1	33005-00	Nut - Hex. Flange	9
2	87-5100	Washer - Snubbing	3
3	53-9681	Mount - Rubber	3
4	48-9470	Screw	1
5	48-7840	Screw - Cap Hex. Hd.	1
6	92-7425	Support - Mount, Engine	1
7	33105-070	Screw - Hex. Hd. Flange	3
8	33105-030	Screw - Hex. Hd. Flange	6
9	48-7570	Screw - Cap Hex. Hd.	3
10	48-7810	Screw - Cap Hex. Hd.	3
11	66-3160	Screw	4
12	94-1418	Hose - Radiator, Upper	1
13	2412-3	Clamp - Hose	4
14	92-7429	Mount - Motor, RH	1
15	94-1421	Coupling - Center, Spring	1
16	93-4233	Assembly - Engine	1
17	75-1370	Cable - Battery, Positive	1
18	94-3090	Harness - Wire, Main	1
19	3256-49	Washer - Flat	1
20	86-2990	Mount - Cable, Throttle	2
21	93-7594	Spacer - Tubular	1
22	93-4215	Hose - Radiator, Upper Rear	1
24	48-7880	Nut	3
25	92-7521	Hose - Fuel	1
26	2412-108	Clamp - Hose	2

Ref. No.	Part No.	Description	No. Used
27	63-7627	Hose - Fuel	1
28	48-7930	Nut - Hex.	2
29	94-2624	Hose - Manifold	1
30	2412-125	Clamp - Hose	1
31	92-7466	Clutch - Fan	1
32	74-3650	Fan - Engine	1
35	33104-020	Screw - Hex. Hd. Flange	2
36	92-7463	Hose - Radiator, Lower	1
37	77-3700	Gasket - Exhaust, Manifold	1
38	92-7382	Cover - Manifold	1
39	2412-129	Clamp - Hose	4
40	74-6490	Hose - Water Line	2
41	92-7381	Tube - Water, Return	1
42	48-7780	Screw - Hex. Hd.	3
43	92-7426	Mount - Motor	1
44	33004-00	Nut - Hex. Flange	2
45	48-7700	Screw - Hex. Hd.	6
46	48-7610	Screw - Cap Hex. Hd.	3
47	82-5120	Adapter - Pump To Engine	1
48	2412-150	J-Clip	1
49	94-1422	Spacer - Coupler	3
50	3290-282	Rivet - Pop	1
51	93-9176	Dipstick - Peugeot	1
52	3290-378	Tie - Cable	2

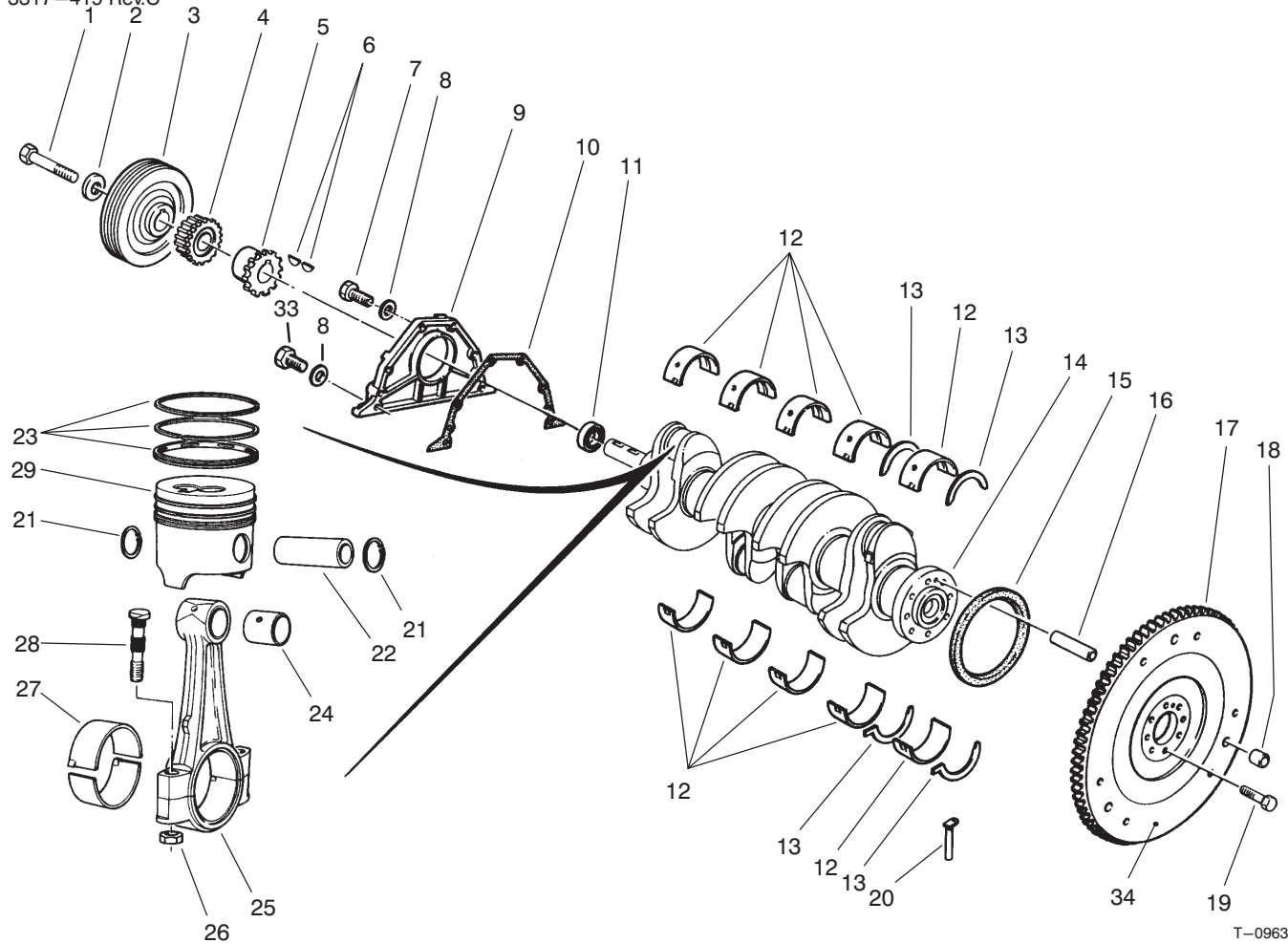


T-2142A

CRANKCASE ASSEMBLY

Ref. No.	Part No.	Description	No. Used	Ref. No.	Part No.	Description	No. Used
1	94-3181	Oil Filler (Incl. Ref. 39)	1	27	74-7930	Screw - Bearing Cap	10
2	94-3182	Plug	1	28	74-7940	Bushing - Spring	1
3	93-9176	Dipstick - Oil	1	29	74-7950	Screw - Plate	6
4	94-3184	Union	1	30	74-7960	Stud - Filter	1
8	2412-129	Clamp - Hose	8	31	74-7970	Filter - Oil	1
11	74-7770	Hose - Crankcase	1	32	94-3180	Switch - Pressure	1
12	74-7780	Gasket	1	33	74-7990	Pin - Spring	4
13	74-7790	Screw	1	34	74-8000	Plug	2
14	74-7800	Pin	2	35	74-8010	Guide - Dipstick	1
15	74-7810	Gasket - Plate	1	36	94-3100	Short Block Assembly (Incl. Pistons next page)	1
16	74-7820	Plate	1	37	74-8030	Pin - Spring	1
17	94-3112	Screw - Washer Hd.	2	38	74-8040	Plug - Drain	1
18	74-7840	Plug - 27 mm Dia.	8	39	94-3183	Gasket	1
*	94-3108	Plug - 27.5 mm Dia.	8	40	94-3186	O-Ring	1
*	94-3109	Plug - 28.5 mm Dia.	9	42	94-3106	Gasket	2
19	74-7320	Gasket	1	43	94-3104	Plug - Threaded	2
20	74-7310	Plug - Threaded	1	44	94-3103	Plug - Threaded	1
21	74-7380	Gasket - Oil Pan	1	45	94-3110	Stud	1
22	94-3111	Pin - Groove	2	46	74-5760	PCV Valve	1
23	74-7300	Pan - Oil	1	47	94-3192	Union	1
24	74-7850	Gasket	2	48	94-3191	Union	1
25	74-7330	Screw - Cap Hex. Hd.	23	*	94-3101	Gasket Set (Without Head Gasket)	1
26	77-3790	Plug - Drain	1				

*Not Illustrated



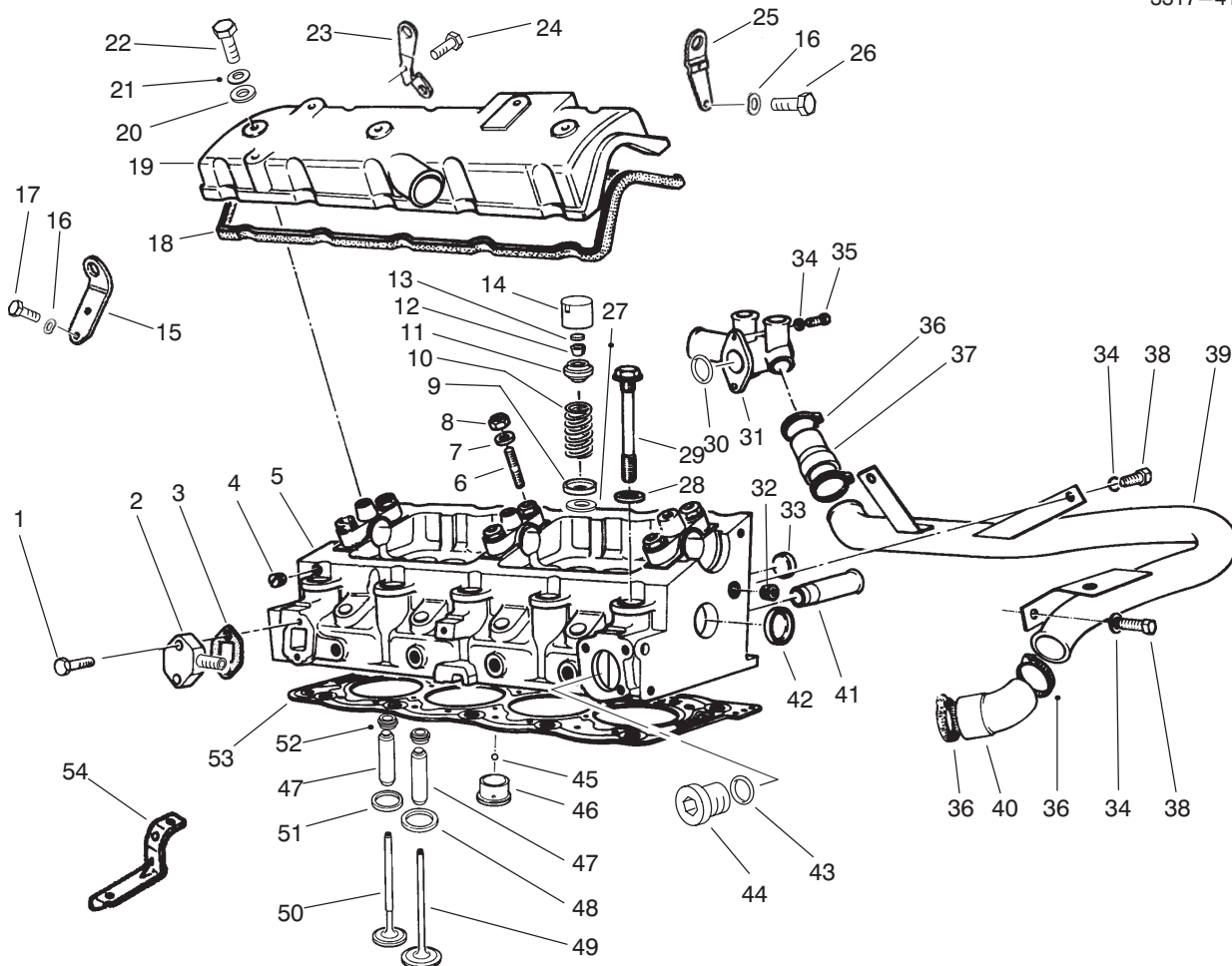
T-0963A

CRANKSHAFT ASSEMBLY

Ref. No.	Part No.	Description	No. Used
1	94-3145	Screw - Cap Hex. Hd.	1
2	74-8080	Washer	1
3	94-3144	Pulley	1
4	74-8100	Gear - Pinion	1
5	74-8110	Sprocket - Oil Pump	1
6	74-8120	Key - Woodruff	2
7	94-3150	Screw - Cap Hex. Hd.	4
8	94-3151	Washer	6
9	74-8140	Cover	1
10	74-8150	Gasket - Cover	1
11	94-3148	Seal - Shaft	1
12	74-8170	Bearing Set (Std.)	2
*	74-8180	Bearing Set (.30mm OS)	2
13	94-3141	Thrust Bearing Set (Std.)	2
*	74-8200	Thrust Bearing Set (.10mm OS)	2
*	74-8210	Thrust Bearing Set (.15mm OS)	2
*	74-8220	Thrust Bearing Set (.20mm OS)	2
14	74-8230	Crankshaft	1
15	74-8240	Seal	1
16	74-7990	Pin	1
17	94-3149	Gear - Flywheel	1
18	74-8270	Pin	3
19	74-8280	Screw - Cap Hex. Hd.	8
20	74-8290	Seal - #1 Bearing Cap	2
21	74-8300	Clip - Piston Pin	8

Ref. No.	Part No.	Description	No. Used
22	74-8310	Pin - Piston	4
23	94-3158	Piston Ring Set Std.	4
*	74-8320	Piston Ring Set - 0.20 mm	4
*	74-8330	Piston Ring Set - 0.50 mm	4
*	74-8340	Piston Ring Set - 0.80 mm	4
24	94-3154	Bushing - Sleeve	4
25	94-3153	Rod - Connecting	4
26		Nut - Hex.	8
27	74-8380	Bearing - Connecting Rod (Std.)	4
*	94-3155	Bearing - Connecting Rod (49.7mm ID)	4
28	74-8400	Bolt - Connecting Rod (Incl. Ref. #26)	8
29	94-3157	Piston Set - Std. (Incl. Ref. #21-23)	1
29	74-8420	Piston Set - Stage #1 (83.13mm OD) (Incl. Ref. #21-23)	1
*	74-8430	Piston Set - Stage #2 (83.43mm OD) (Incl. Ref. #21-23)	1
*	74-8440	Piston Set - Stage #3 (83.73mm OD) (Incl. Ref. #21-23)	1
33	94-3152	Screw - Cap Hex. Hd.	2
34	74-8260	Flywheel	1

*Not Illustrated



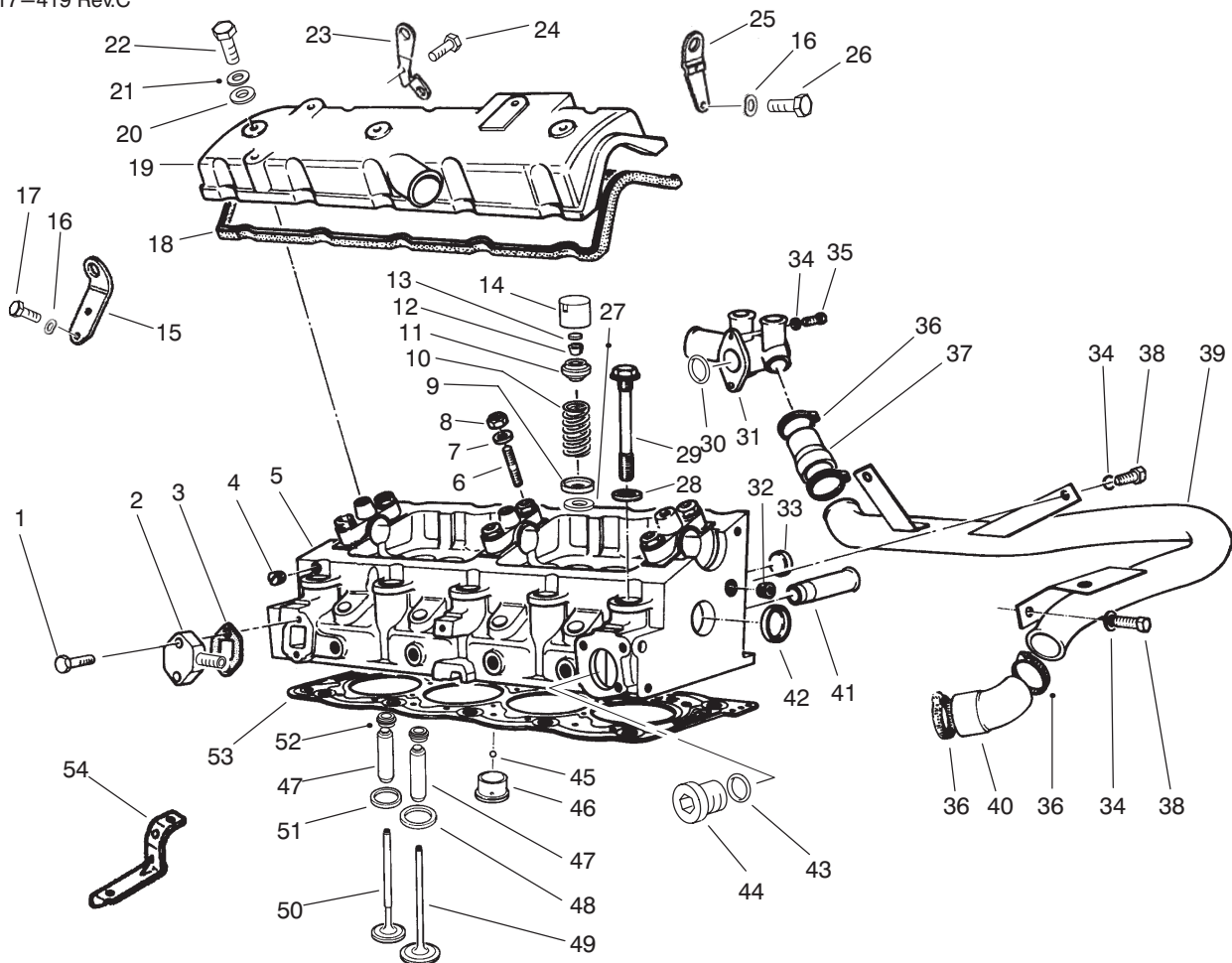
T-2148A

CYLINDER HEAD ASSEMBLY

Ref. No.	Part No.	Description	No. Used
1	94-3123	Screw - Cap Hex. Hd.	2
2	94-3117	Plate	1
3	94-3116	Gasket	1
4	74-7600	Plug	4
5	94-3113	Cylinder Head Assembly	1
6	76-5130	Stud	6
7	74-8900	Washer - Flat	6
8	94-3115	Nut - Lock	6
9	74-6570	Cup - Lower Valve Spring	8
10	74-6560	Spring - Valve	8
11	74-6550	Cup - Upper Valve Spring	8
12	74-7240	Collar - Split	16
13	74-6580	Insert - Valve (1.650mm)	8
*	74-6590	Insert - Valve (1.725mm)	8
*	74-6600	Insert - Valve (1.800mm)	8
*	74-6610	Insert - Valve (1.900mm)	8
*	74-6620	Insert - Valve (1.975mm)	8
*	74-6630	Insert - Valve (2.050mm)	8
*	74-6640	Insert - Valve (2.125mm)	8
*	74-6650	Insert - Valve (2.225mm)	8
*	74-6660	Insert - Valve (2.250mm)	8
*	74-6670	Insert - Valve (2.275mm)	8
*	74-6680	Insert - Valve (2.300mm)	8
*	74-6690	Insert - Valve (2.325mm)	8
*	74-6700	Insert - Valve (2.350mm)	8
*	74-6710	Insert - Valve (2.375mm)	8

Ref. No.	Part No.	Description	No. Used
13	74-6720	Insert - Valve (2.400mm)	8
*	74-6730	Insert - Valve (2.425mm)	8
*	74-6740	Insert - Valve (2.450mm)	8
*	74-6750	Insert - Valve (2.475mm)	8
*	74-6760	Insert - Valve (2.500mm)	8
*	74-6770	Insert - Valve (2.525mm)	8
*	74-6780	Insert - Valve (2.550mm)	8
*	74-6790	Insert - Valve (2.575mm)	8
*	74-6800	Insert - Valve (2.600mm)	8
*	74-6810	Insert - Valve (2.625mm)	8
*	74-6820	Insert - Valve (2.650mm)	8
*	74-6830	Insert - Valve (2.675mm)	8
*	74-6840	Insert - Valve (2.700mm)	8
*	74-6850	Insert - Valve (2.725mm)	8
*	74-6860	Insert - Valve (2.750mm)	8
*	74-6870	Insert - Valve (2.775mm)	8
*	74-6880	Insert - Valve (2.800mm)	8
*	74-6890	Insert - Valve (2.825mm)	8
*	74-6900	Insert - Valve (2.850mm)	8
*	74-6910	Insert - Valve (2.875mm)	8
*	74-6920	Insert - Valve (2.900mm)	8
*	74-6930	Insert - Valve (2.925mm)	8
*	74-6940	Insert - Valve (2.950mm)	8
*	74-6950	Insert - Valve (2.975mm)	8
*	74-6960	Insert - Valve (3.000mm)	8
*	74-6970	Insert - Valve (3.025mm)	8

*Not Illustrated



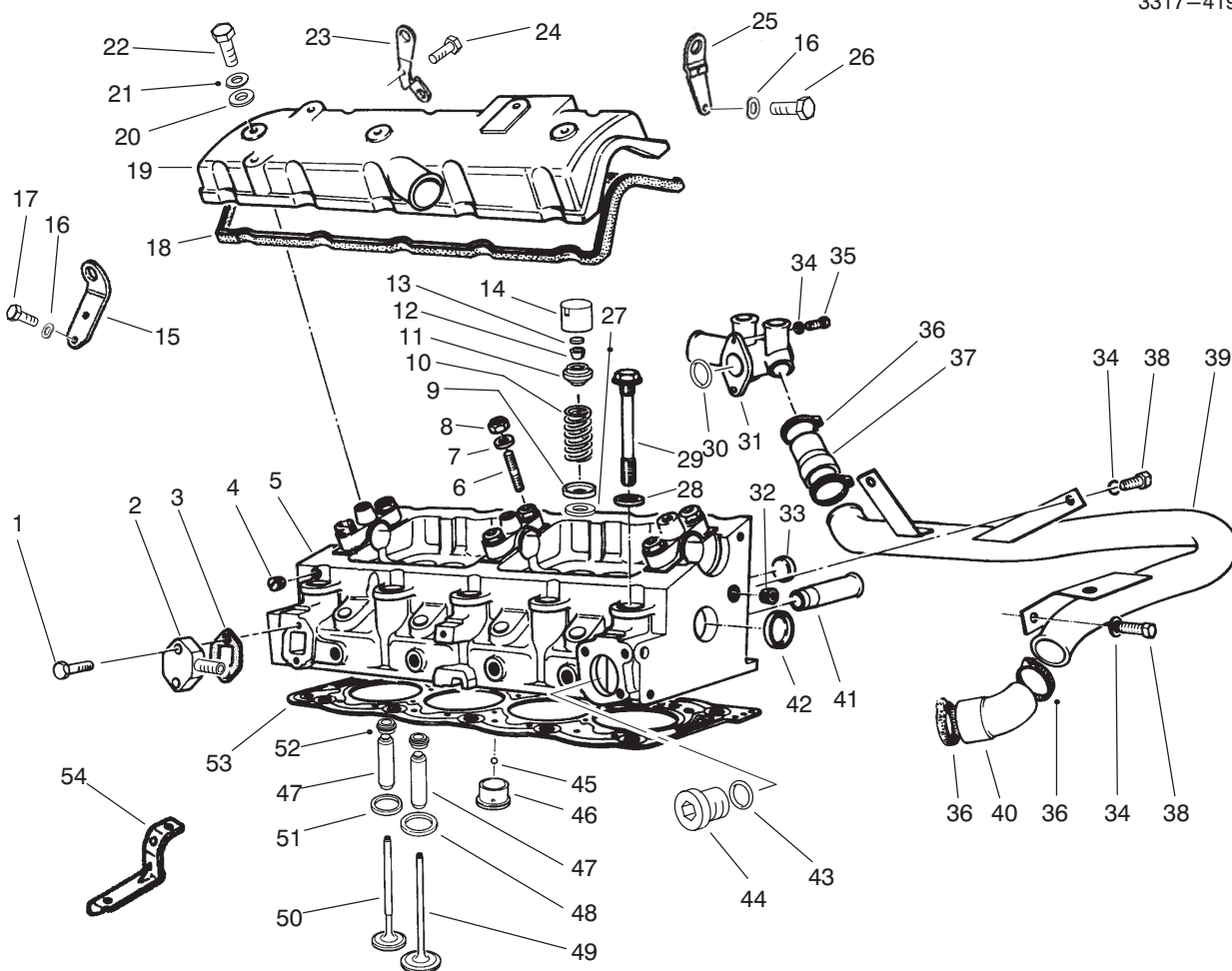
T-2148A

CYLINDER HEAD ASSEMBLY (Continued)

Ref. No.	Part No.	Description	No. Used
13	74-6980	Insert - Valve (3.050mm)	8
*	74-6990	Insert - Valve (3.075mm)	8
*	74-7000	Insert - Valve (3.100mm)	8
*	74-7010	Insert - Valve (3.125mm)	8
*	74-7020	Insert - Valve (3.150mm)	8
*	74-7030	Insert - Valve (3.175mm)	8
*	74-7040	Insert - Valve (3.200mm)	8
*	74-7050	Insert - Valve (3.225mm)	8
*	74-7060	Insert - Valve (3.250mm)	8
*	74-7070	Insert - Valve (3.275mm)	8
*	74-7080	Insert - Valve (3.300mm)	8
*	74-7090	Insert - Valve (3.325mm)	8
*	74-7100	Insert - Valve (3.350mm)	8
*	74-7110	Insert - Valve (3.375mm)	8
*	74-7120	Insert - Valve (3.400mm)	8
*	74-7130	Insert - Valve (3.425mm)	8
*	74-7140	Insert - Valve (3.450mm)	8
*	74-7150	Insert - Valve (3.475mm)	8
*	74-7160	Insert - Valve (3.500mm)	8
*	74-7170	Insert - Valve (3.550mm)	8
*	74-7180	Insert - Valve (3.625mm)	8
*	74-7190	Insert - Valve (3.700mm)	8
*	74-7200	Insert - Valve (3.775mm)	8
*	74-7210	Insert - Valve (3.850mm)	8
*	74-7220	Insert - Valve (3.925mm)	8
*	74-7230	Insert - Valve (4.000mm)	8

Ref. No.	Part No.	Description	No. Used
14	74-6540	Tappet - Valve	8
15	94-3135	Bracket - Lifting	1
16	74-7560	Washer - Spring	3
17	76-5470	Screw	2
18	74-7630	Gasket - Valve Cover	1
19	74-7640	Cover - Valve	1
20	74-7650	Washer - Flat	3
21	94-3125	Washer	3
22	94-3124	Bolt - Valve Cover	3
23	94-3136	Bracket - Lifting	1
24	94-3138	Screw	1
25	94-3137	Bracket - Lifting	1
26	94-3139	Screw	1
27	94-3174	Washer	8
28	74-7270	Washer - Flat	10
29	74-7260	Bolt - Head	10
30	94-3197	O-Ring	1
31	94-3196	Inlet - Water	1
32	94-3118	Plug	1
33	74-7840	Plug - 27 mm Dia.	2
*	94-3108	Plug - 27.5 mm Dia.	2
*	94-3109	Plug - 28.5 mm Dia.	2
34	68-9420	Washer - Lock	5
35	48-9460	Screw - Cap Hex. Hd.	2
36	2412-129	Clamp - Hose	4
37	94-3200	Hose - By-Pass	1

*Not Illustrated

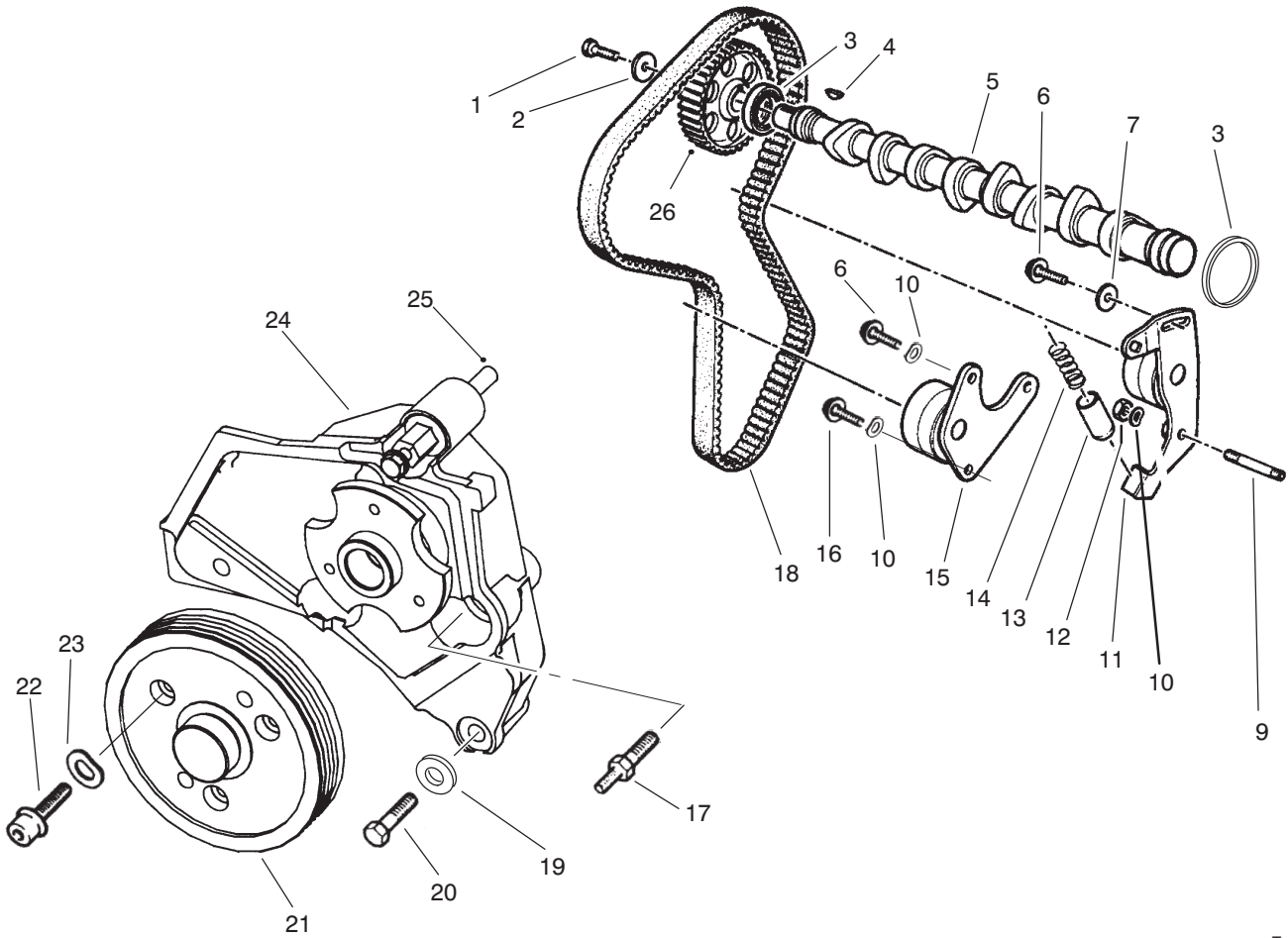


T-2148A

CYLINDER HEAD ASSEMBLY (Continued)

Ref. No.	Part No.	Description	No. Used	Ref. No.	Part No.	Description	No. Used
38	48-7700	Screw – Cap Hex. Hd.	3	49	74-7480	Valve – Intake	4
39	94-3199	Pipe – By-Pass	1	50	92-7794	Valve – Exhaust	4
40	94-3201	Hose – By-Pass	1	51	92-7795	Seat – Exhaust Valve (34.5mm)	4
41	74-7400	Tube	1	52	92-7791	Seal – Valve	8
42	74-7840	Plug	2	53	74-7530	Gasket – Head (1.61 mm)	1
43	94-3122	Gasket	1	*	74-7540	Gasket – Head (1.73 mm)	1
44	94-3121	Plug	1	*	94-3114	Gasket – Head (1.83 mm)	1
45	74-7420	Ball	4	54	94-3120	Bracket	1
46	74-7430	Chamber – Turbulence (32.45mm)	4	*	74-7670	Head Bolt & Washer Set (Incl. Ref. #28 & 29)	1
*	74-7440	Chamber – Turbulence (32.65mm)	4	*	94-3119	Kit – Gasket	1
47	92-7792	Guide – Valve (14.29mm)	8				
*	92-7793	Guide – Valve (14.59mm)	8				
48	74-7450	Seat – Intake Valve (39.3mm)	4				
*	74-7460	Seat – Intake Valve (39.5mm)	4				

*Not Illustrated

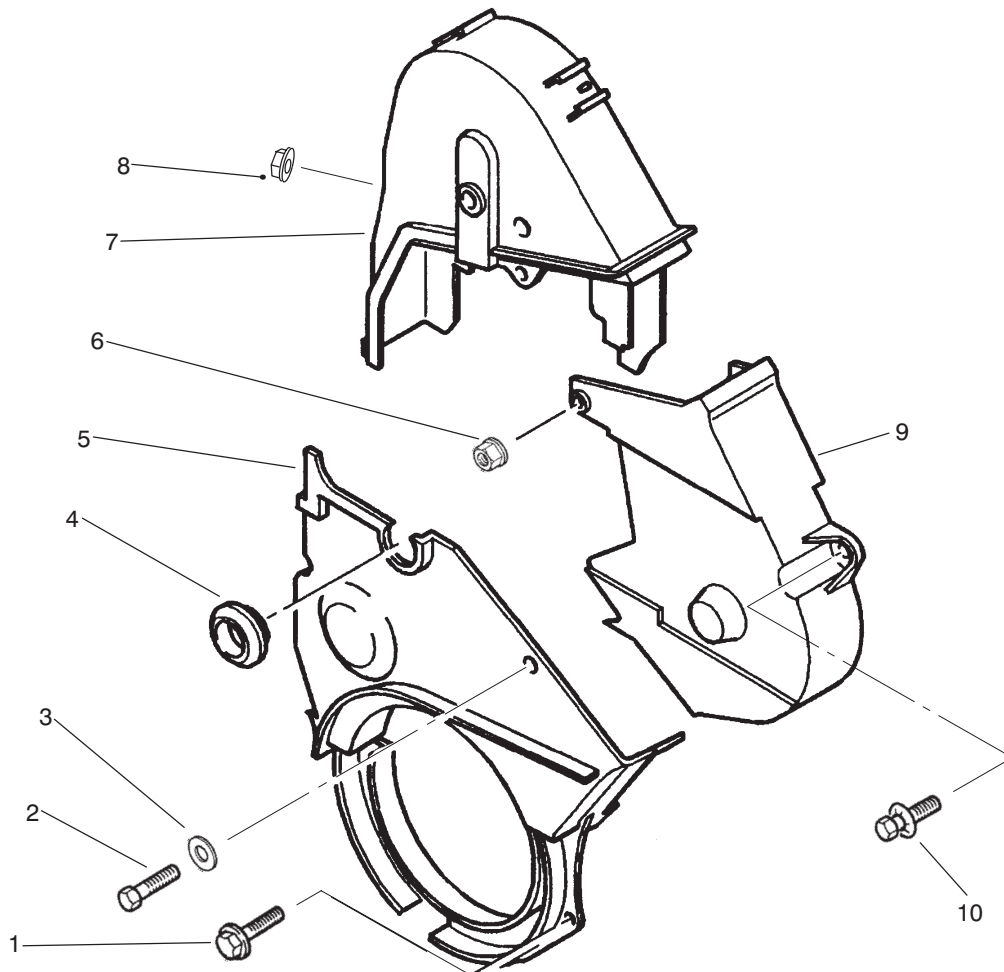


T-2141

CAMSHAFT & FAN SUPPORT ASSEMBLY

Ref. No.	Part No.	Description	No. Used
1	77-3440	Screw	2
2	77-3450	Washer	2
3	77-3420	Gasket	2
4	77-3410	Key	1
5	77-3400	Camshaft	1
6	94-3163	Screw	1
7	94-3166	Washer - Flat	1
9	94-3162	Stud	1
10	94-3164	Washer - Spring	4
11	94-3159	Roller Assembly	1
12	94-3165	Nut - Lock	1
13	77-3520	Cup	1
14	77-3510	Spring	1

Ref. No.	Part No.	Description	No. Used
15	94-3160	Roller Assembly	1
16	94-3161	Screw	2
17	94-3170	Screw	1
18	74-8830	Belt	1
19	94-3172	Washer	3
20	94-3171	Screw	2
21	94-3168	Pulley - Fan	1
22	94-3173	Screw	3
23	76-5010	Washer	3
24	94-3167	Bracket - Fan	1
25	94-3169	Screw	1
26	92-7787	Pulley - Camshaft	1

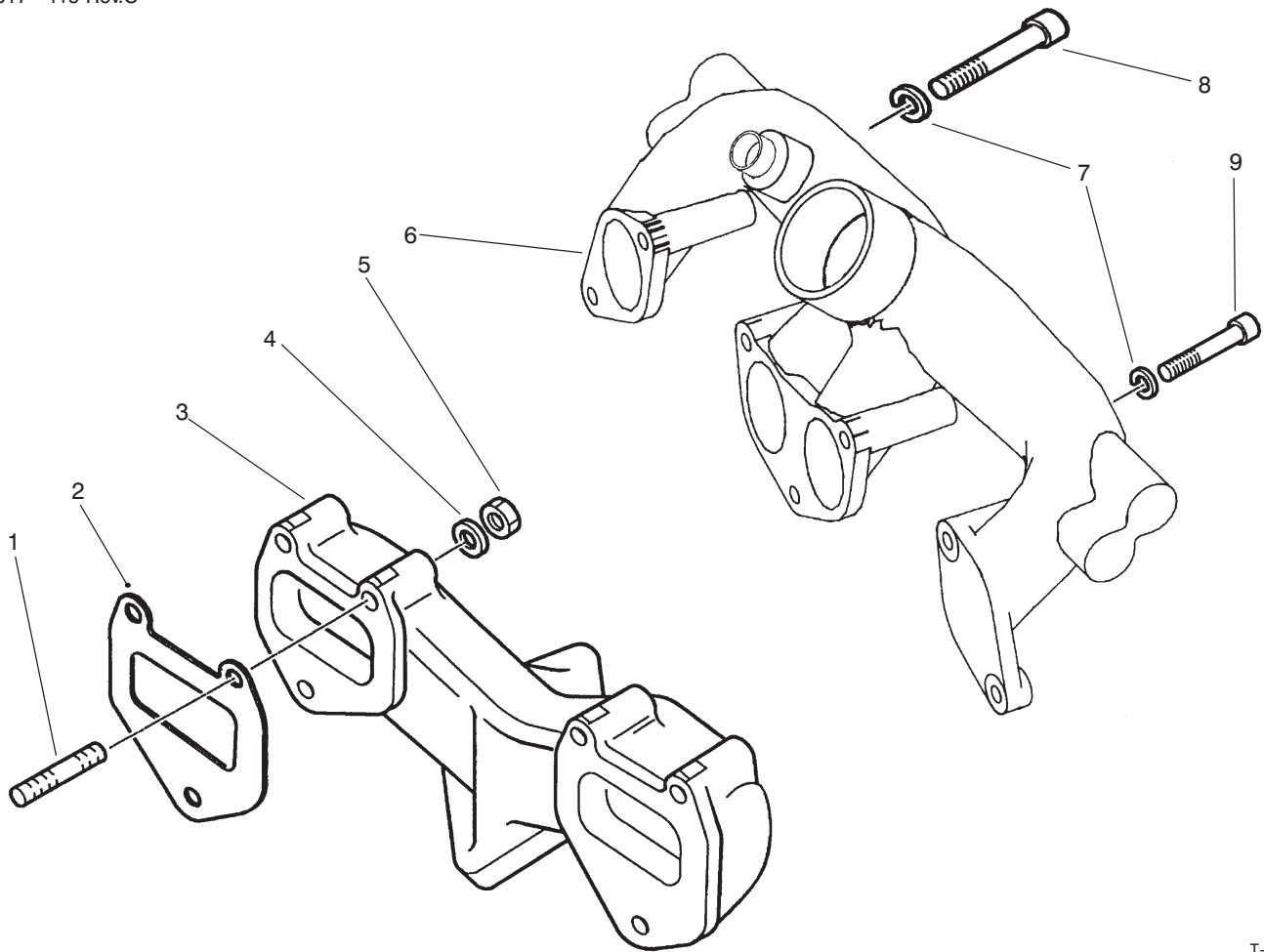


T-2140

TIMING COVER

Ref. No.	Part No.	Description	No. Used
1	94-3132	Screw	2
2	94-3130	Screw	1
3	94-3125	Washer - Flat	1
4	94-3129	Plug	1
5	94-3126	Protector - Lower	1

Ref. No.	Part No.	Description	No. Used
6	94-3133	Nut W/Washer	1
7	94-3127	Case - Timing, Left	1
8	94-3134	Nut	1
9	94-3128	Case - Timing, Right	1
10	94-3131	Screw	1



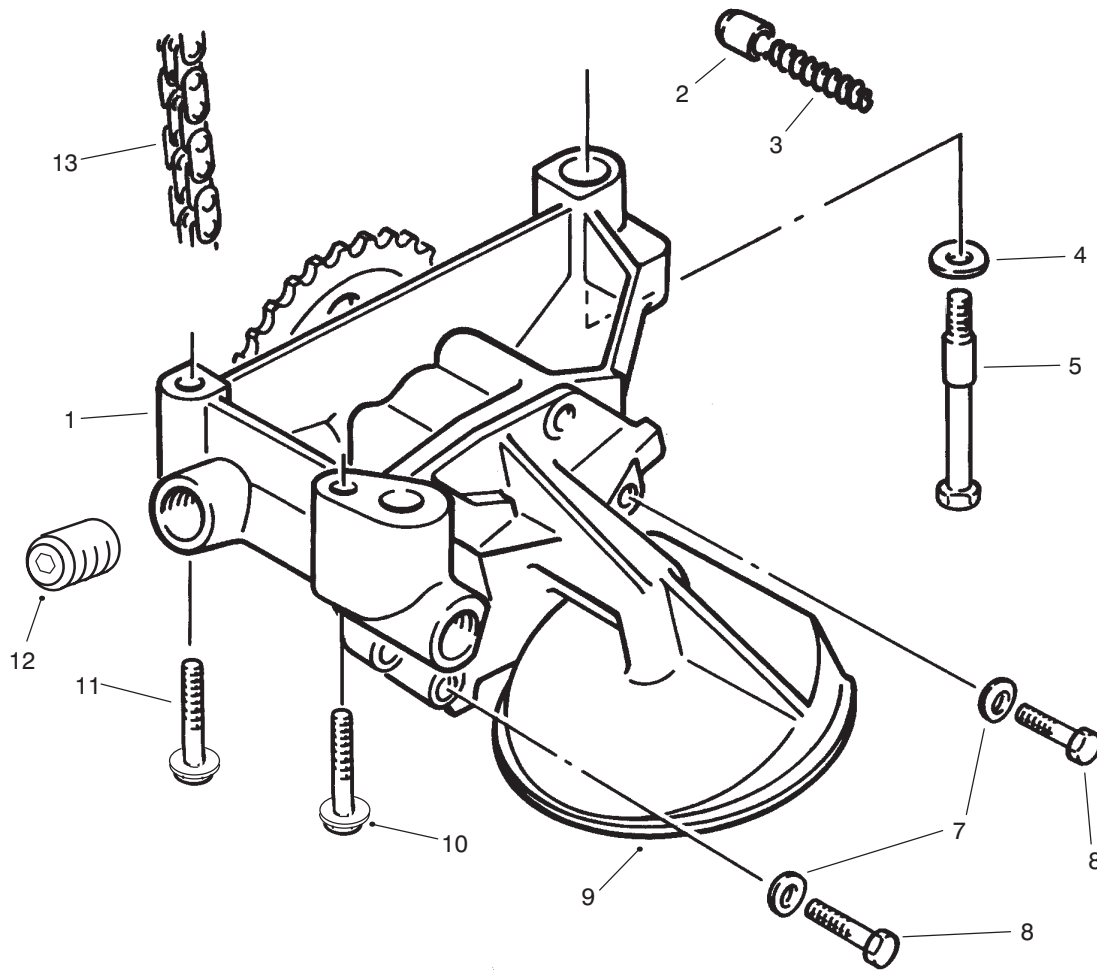
T-2149

INTAKE & EXHAUST MANIFOLD ASSEMBLY

Ref. No.	Part No.	Description	No. Used
1	77-3300	Stud	6
2	77-3310	Gasket	2
3	94-3215	Manifold - Intake	1
4	68-9420	Washer - Lock	6
5	77-3320	Nut - Hex	6

Ref. No.	Part No.	Description	No. Used
6	77-3340	Manifold - Exhaust	1
7	94-3164	Washer - Spring	7
8	94-3216	Screw	5
9	94-3217	Screw	4
*	94-3218	Screw	1

*Not Illustrated

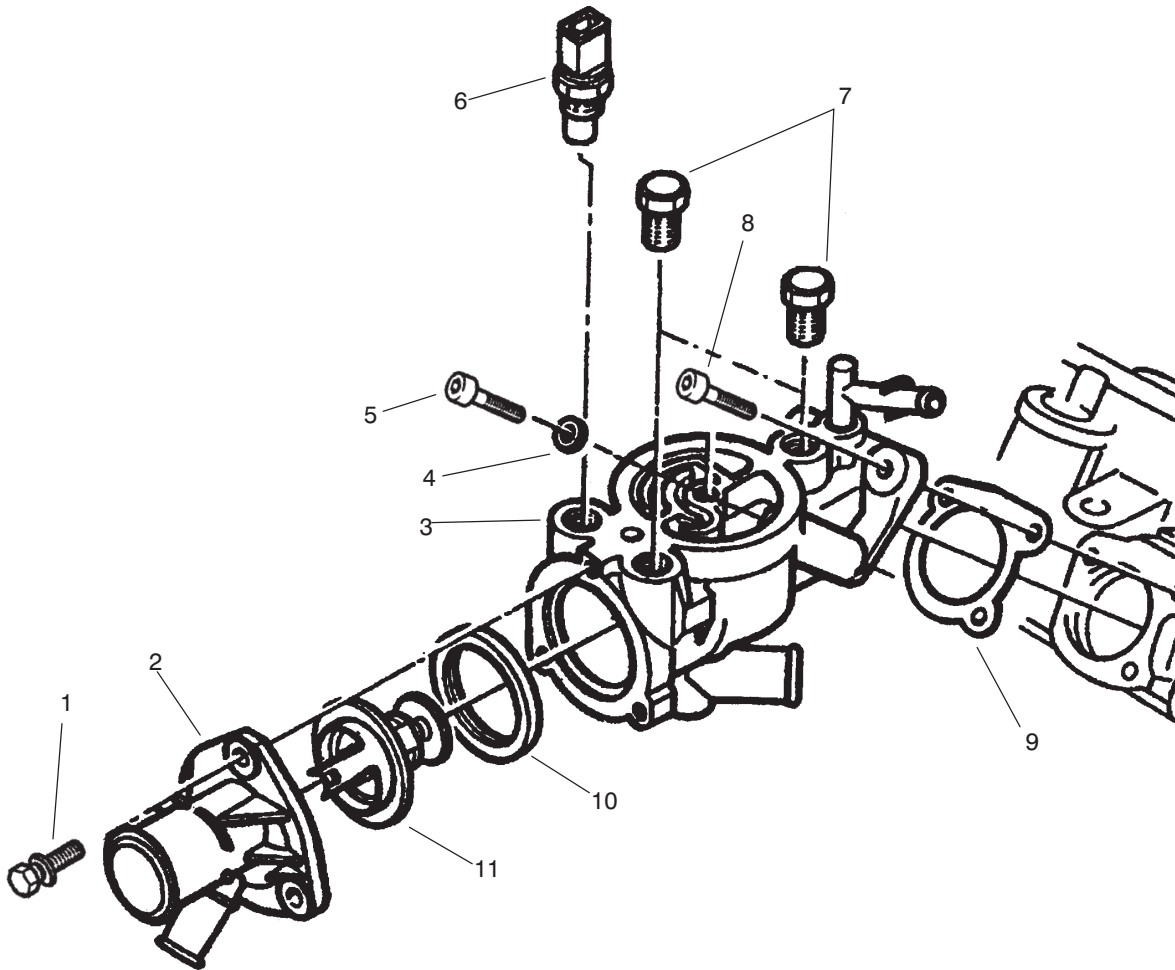


T-0964B

OIL PUMP ASSEMBLY

Ref. No.	Part No.	Description	No. Used
1	76-5070	Oil Pump Assembly	1
2	94-3176	Gear - Oil Pump	1
3	76-5090	Spring - Piston	1
4	94-3179	Washer - Spring	3
5	76-5100	Bolt - Shoulder	1
7	76-5010	Washer - Spring	5

Ref. No.	Part No.	Description	No. Used
8	94-3124	Screw - Cap Hex. Hd.	2
9	94-3178	Strainer	1
10	77-3470	Screw	1
11	77-3490	Screw	1
12	94-3177	Plug	2
13	76-5170	Chain - Pump Drive	1

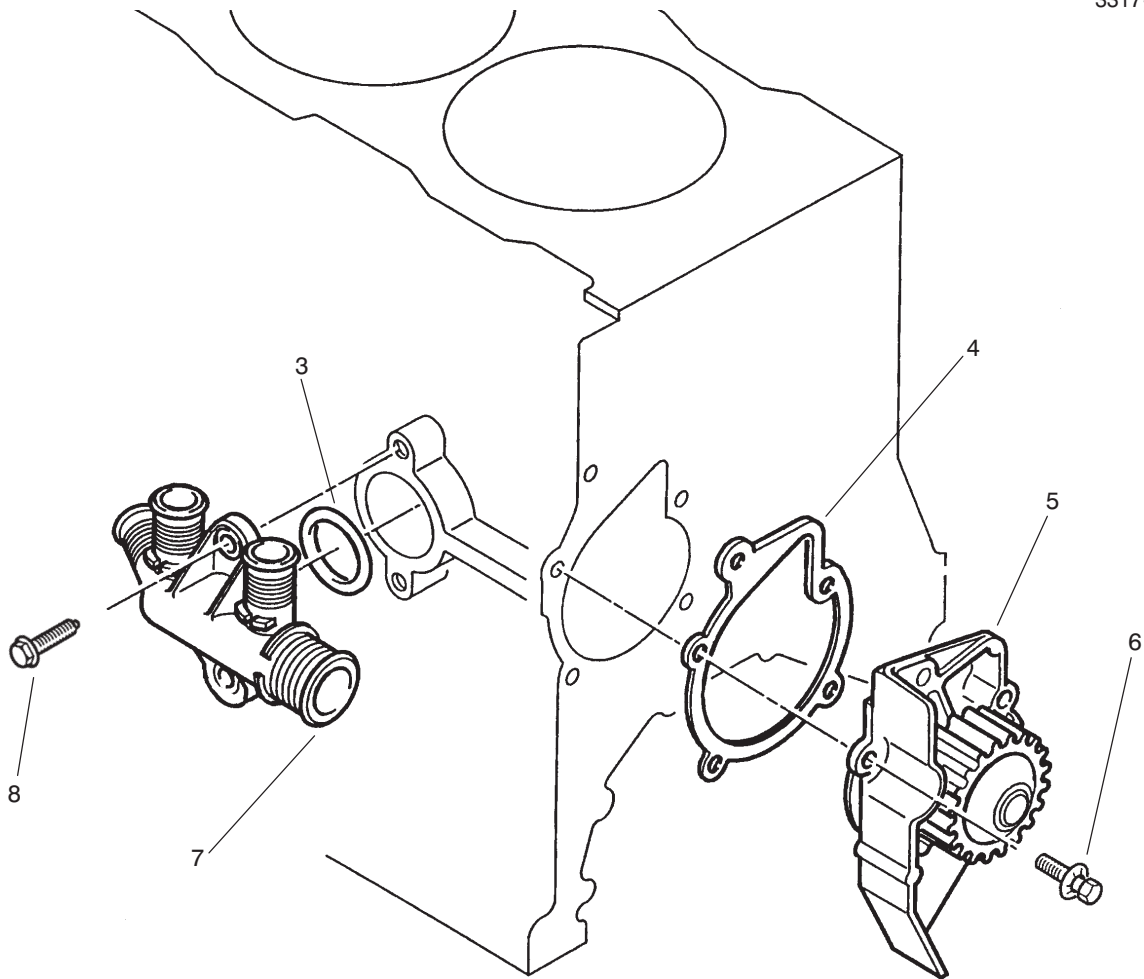


T-2143

COLLECTOR ASSEMBLY

Ref. No.	Part No.	Description	No. Used
1	94-3131	Screw	3
2	94-3208	Stub - Outlet	1
3	94-3205	Box - Outlet	1
4	94-3207	Ring	1
5	94-3214	Screw	1
6	94-3211	Temp Sending Unit	1

Ref. No.	Part No.	Description	No. Used
7	94-3212	Plug	2
8	94-3213	Screw	1
9	94-3206	Gasket	1
10	94-3210	Gasket	1
11	94-3209	Thermostat	1

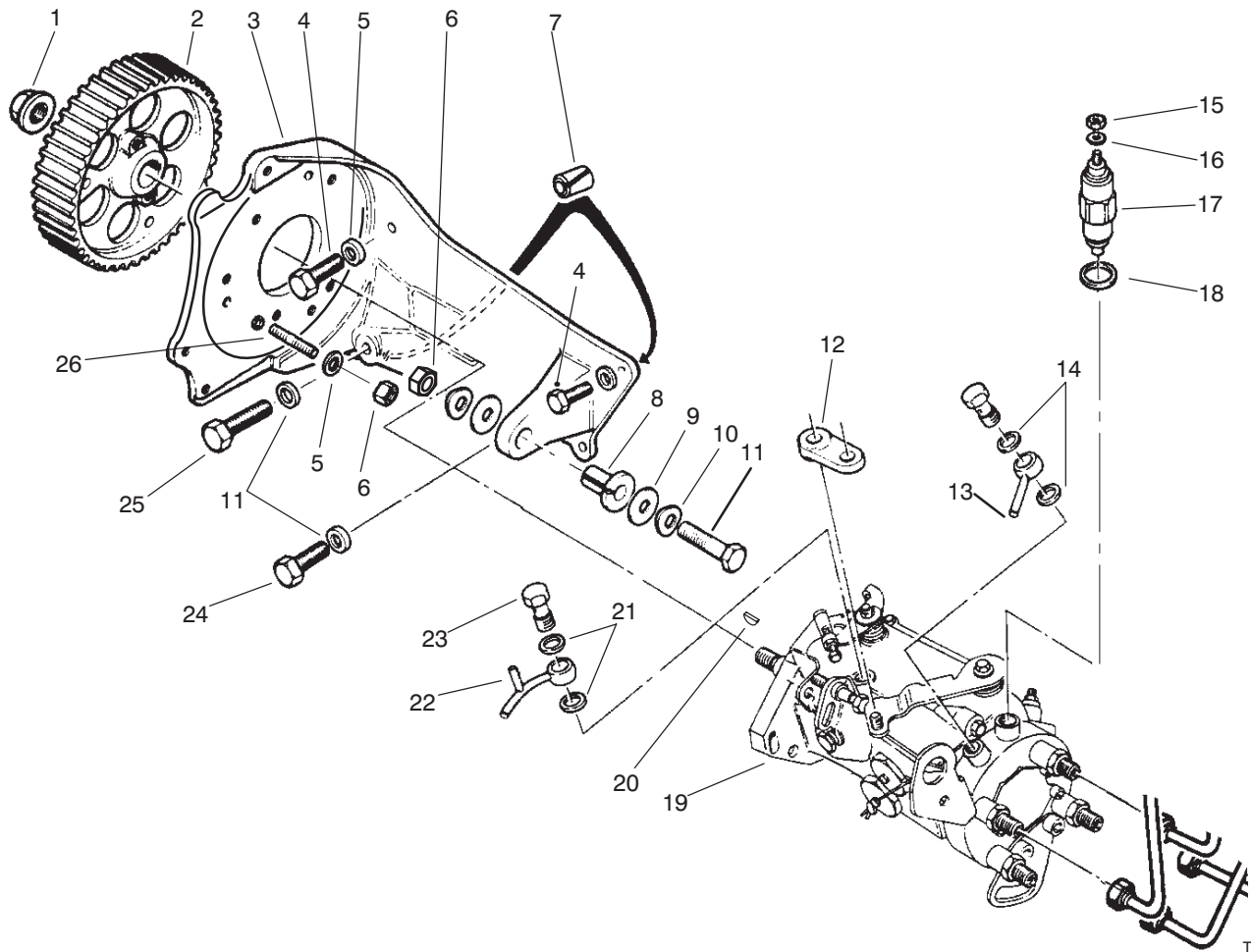


T-2144A

WATER PUMP ASSEMBLY

Ref. No.	Part No.	Description	No. Used
3	94-3197	O-Ring	1
4	94-3195	Gasket - Pump, Water	1
5	94-3194	Cover - Pump, Water (Incl. Ref. #4)	1

Ref. No.	Part No.	Description	No. Used
6	76-5500	Screw	5
7	94-3196	Inlet - Water	1
8	94-3198	Screw	2

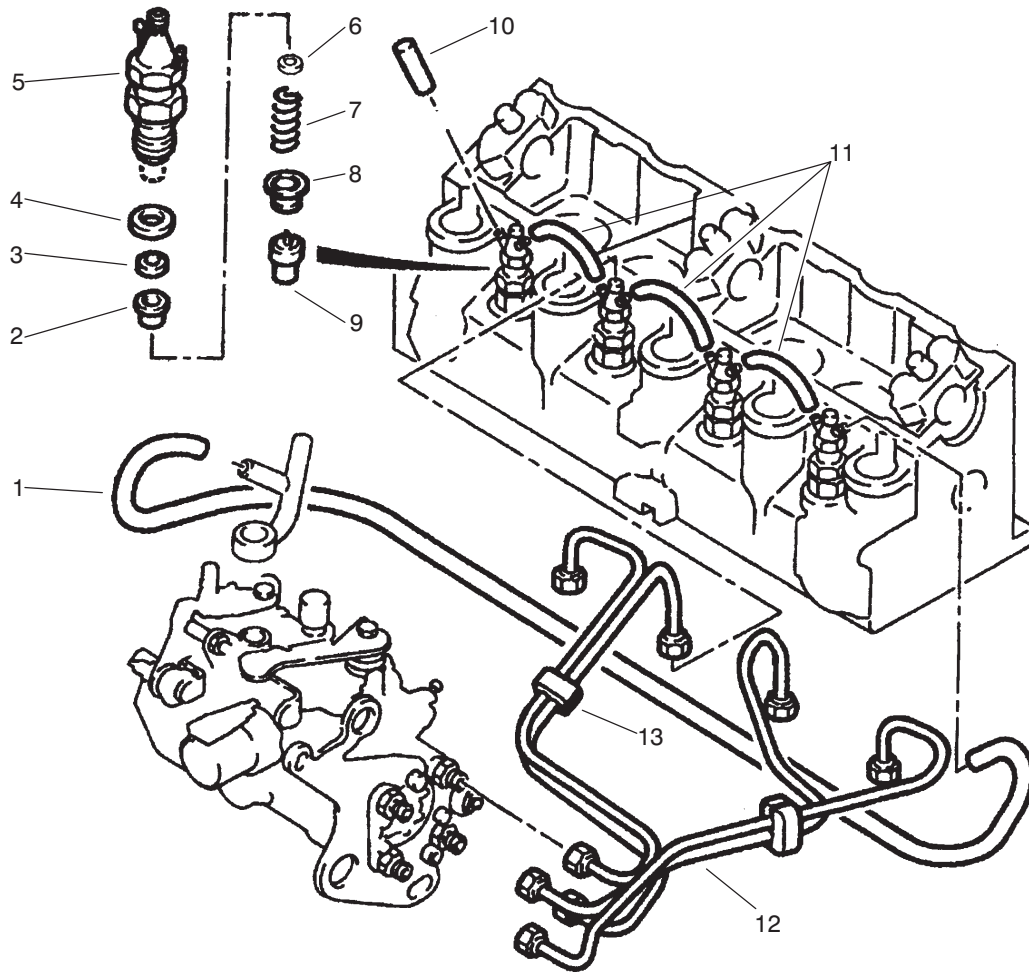


T-2146

FUEL INJECTION PUMP ASSEMBLY

Ref. No.	Part No.	Description	No. Used
1	76-4950	Nut	1
2	76-4940	Gear - Pump, Injection	1
3	94-3220	Bracket	1
4	94-3225	Screw	2
5	76-4930	Washer	3
6	94-3165	Nut	4
7	74-8610	Pin	2
8	74-8630	Bushing - Flange	1
9	94-3224	Washer - Flat	2
10	94-3164	Washer - Spring	6
11	94-3221	Screw	1
12	74-8650	Journal	1
13	74-8670	Union - Inlet	1

Ref. No.	Part No.	Description	No. Used
14	74-8680	Gasket	2
15	94-3251	Nut	1
16	74-8710	Washer	1
17	93-5856	Valve - Solenoid	1
18	94-3274	O-Ring	1
19	94-3219	Pump - Injection	1
20	94-3222	Key	1
21	74-8870	Gasket	2
22	94-3249	Tube - Outlet	1
23	94-3250	Screw - Connection	1
24	94-3161	Screw	1
25	94-3223	Screw	1
26	76-4910	Stud	3

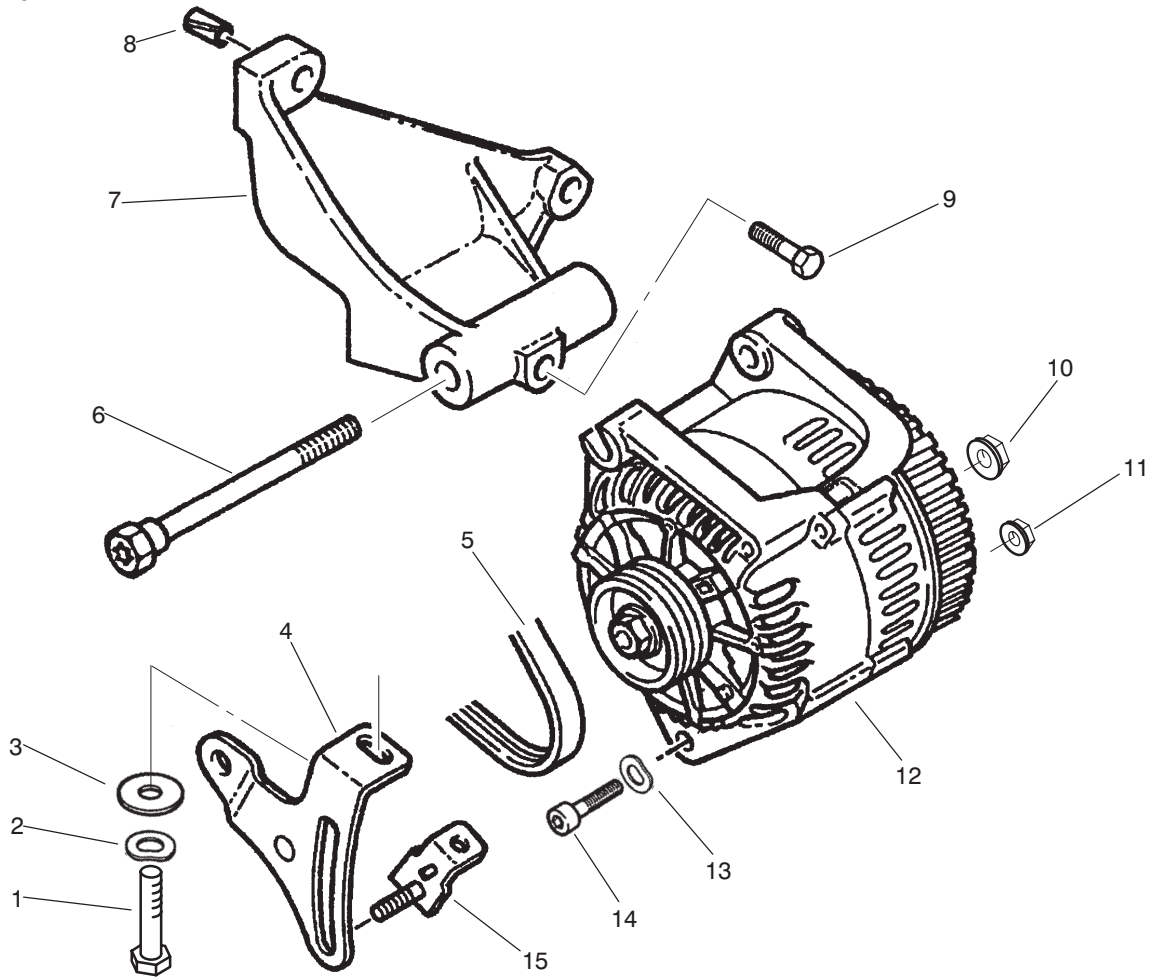


T-2145

FUEL INJECTOR ASSEMBLY

Ref. No.	Part No.	Description	No. Used	Ref. No.	Part No.	Description	No. Used
1	94-3230	Hose	1	6	94-3242	Washer - 1.30 mm	4
2	76-5540	Plug	4	*	94-3243	Washer - 1.33 mm	4
3	76-5530	Gasket - Injector	4	*	94-3244	Washer - 1.36 mm	4
4	94-3226	Gasket - Injector	4	*	94-3245	Washer - 1.39 mm	4
5	76-5520	Holder - Injector	4	*	94-3246	Washer - 1.42 mm	4
6	94-3232	Washer - 0.79 mm	4	*	94-3247	Washer - 1.45 mm	4
*	94-3233	Washer - 0.82 mm	4	*	94-3248	Washer - 1.48 mm	4
*	94-3234	Washer - 0.85 mm	4	7	94-3228	Spring	4
*	94-3235	Washer - 0.88 mm	4	8	94-3227	Spacer	4
*	94-3236	Washer - 0.91 mm	4	9	76-5600	Injector	4
*	94-3237	Washer - 0.94 mm	4	10	74-8770	Plug	1
*	94-3238	Washer - 0.97 mm	4	11	94-3229	Union	3
*	94-3239	Washer - 1.00 mm	4	12	74-8750	Pipe	1
*	94-3240	Washer - 1.03 mm	4	13	94-3231	Bracket	2
*	94-3241	Washer - 1.06 mm	4				

*Not Illustrated

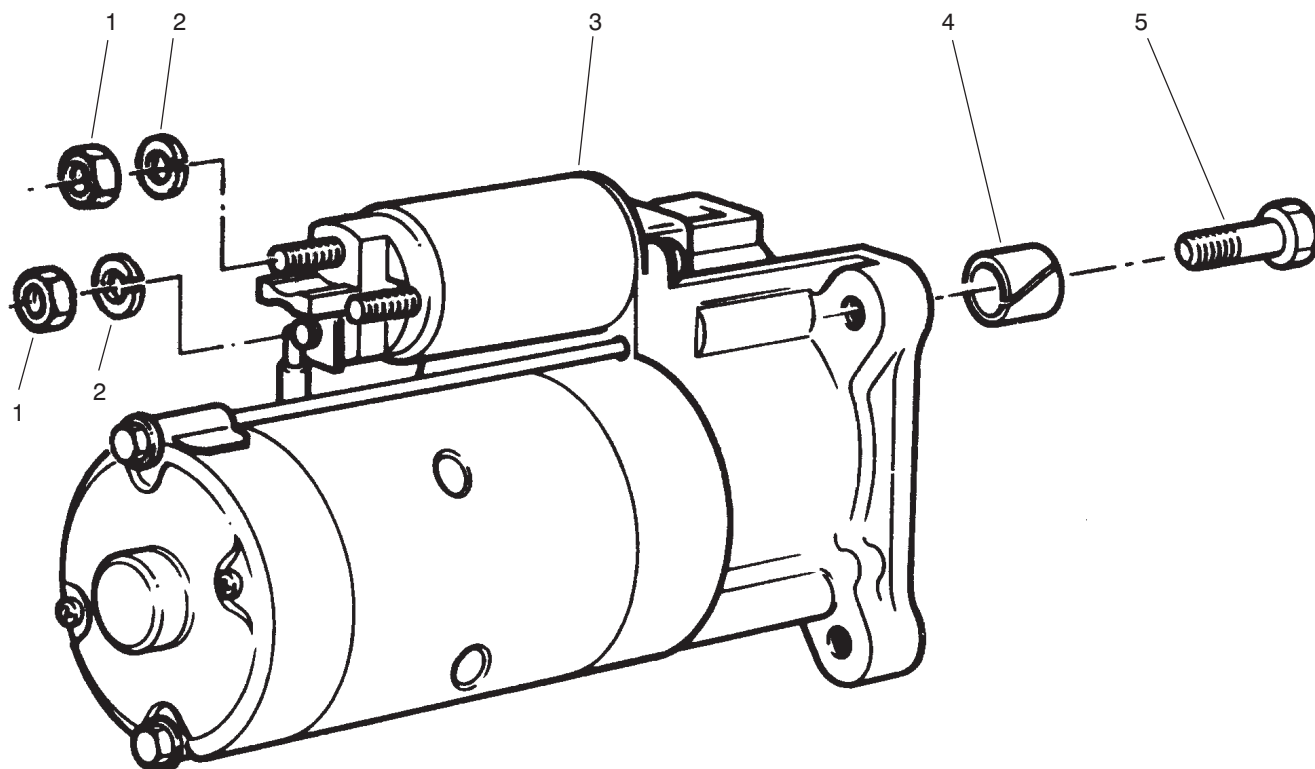


T-2147

ALTERNATOR ASSEMBLY

Ref. No.	Part No.	Description	No. Used
1	76-5060	Screw	1
2	76-5010	Washer - Spring	1
3	94-3260	Washer - Flat	1
4	94-3255	Slide	1
5	94-3256	Belt	1
6	94-3254	Screw	1
7	94-3253	Bracket	1
8	74-8610	Pin	2

Ref. No.	Part No.	Description	No. Used
9	76-5000	Screw	1
10	94-3262	Nut	1
11	94-3261	Nut	1
12	94-3252	Alternator	1
13	94-3257	Washer - Spring	1
14	94-3258	Screw	1
15	76-4990	Bracket	1



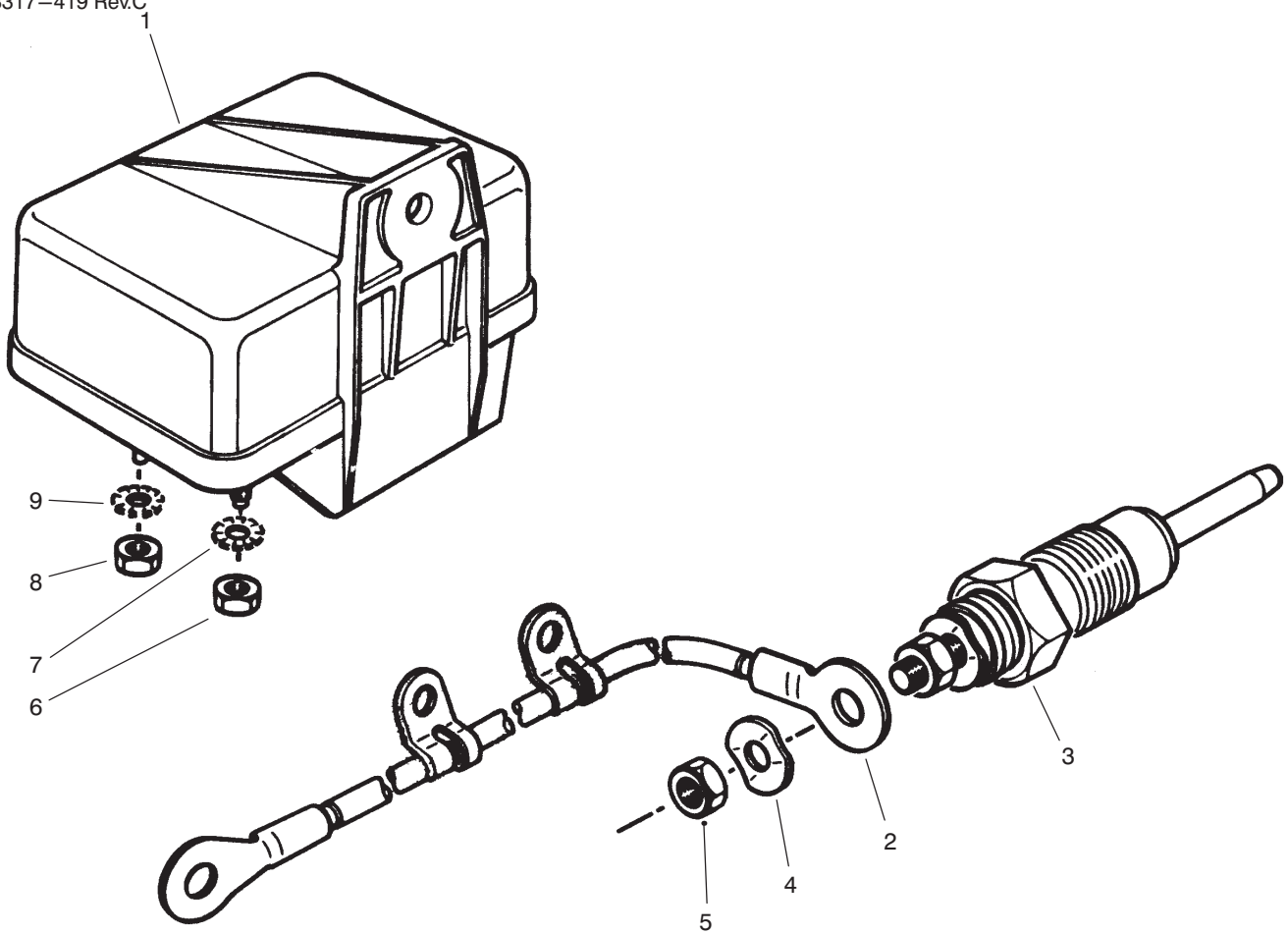
T-0968A

STARTER ASSEMBLY

Ref. No.	Part No.	Description	No. Used
1	46-0330	Nut-Hex	2
2	76-5570	Washer-Lock	2
3	94-3263	Starter	1
4	76-5590	Sleeve - Spring	1

Ref. No.	Part No.	Description	No. Used
5	48-7810	Screw-Mounting	3
*	94-3275	Solenoid - Starter	1

*Not Illustrated

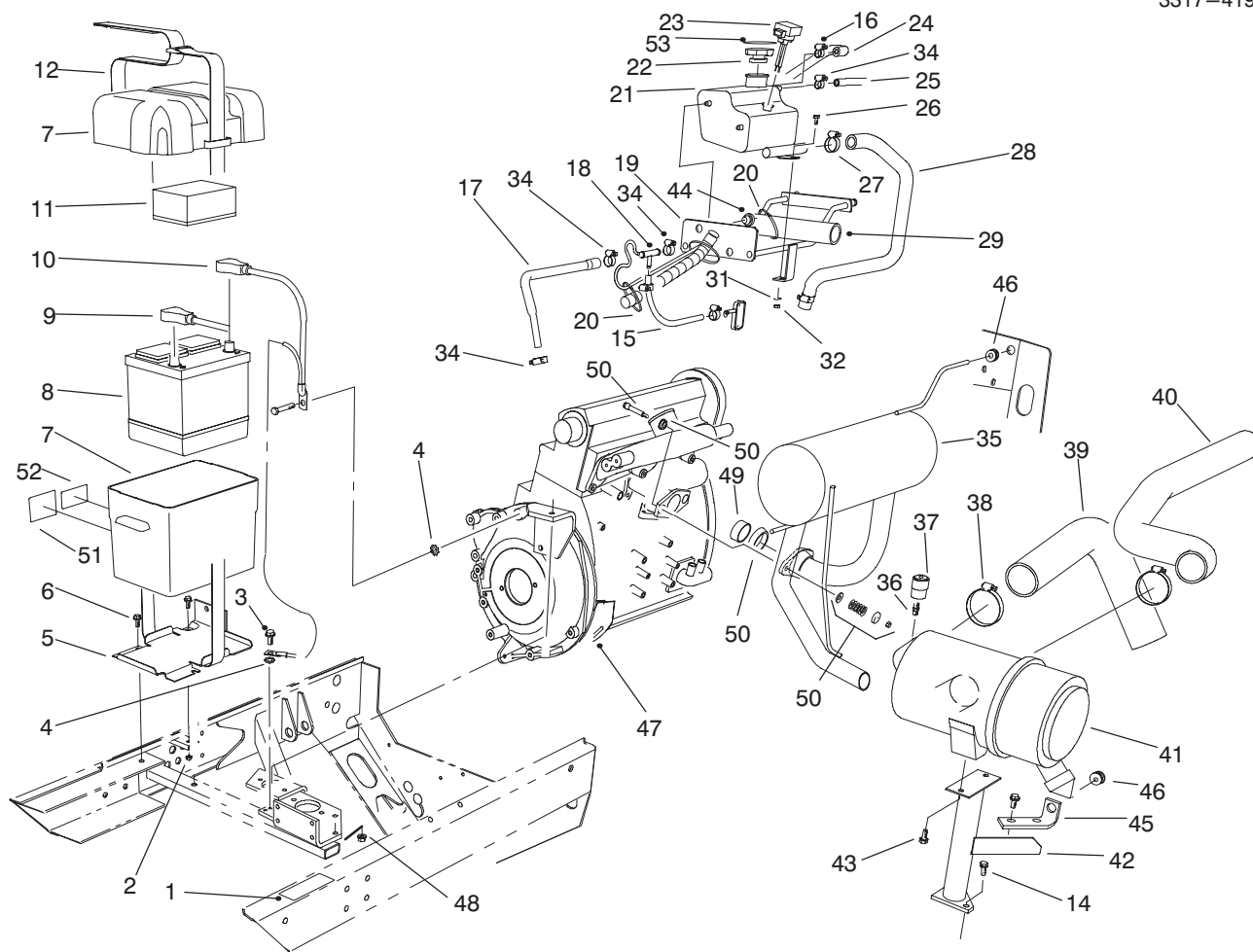


T-0972A

GLOW PLUG & GLOW RELAY

Ref. No.	Part No.	Description	No. Used
1	76-5260	Relay - Glow Plug	1
2	94-3265	Cable - Glow Plug	4
3	94-3264	Plug - Glow	4
4	76-5290	Washer - Spring	4
5	94-3266	Nut - Hex.	4

Ref. No.	Part No.	Description	No. Used
6	94-3267	Nut - Lock	1
7	76-5310	Washer - E.T.L.W.	1
8	94-3251	Nut - Lock	1
9	74-8710	Washer - E.T.L.W.	1



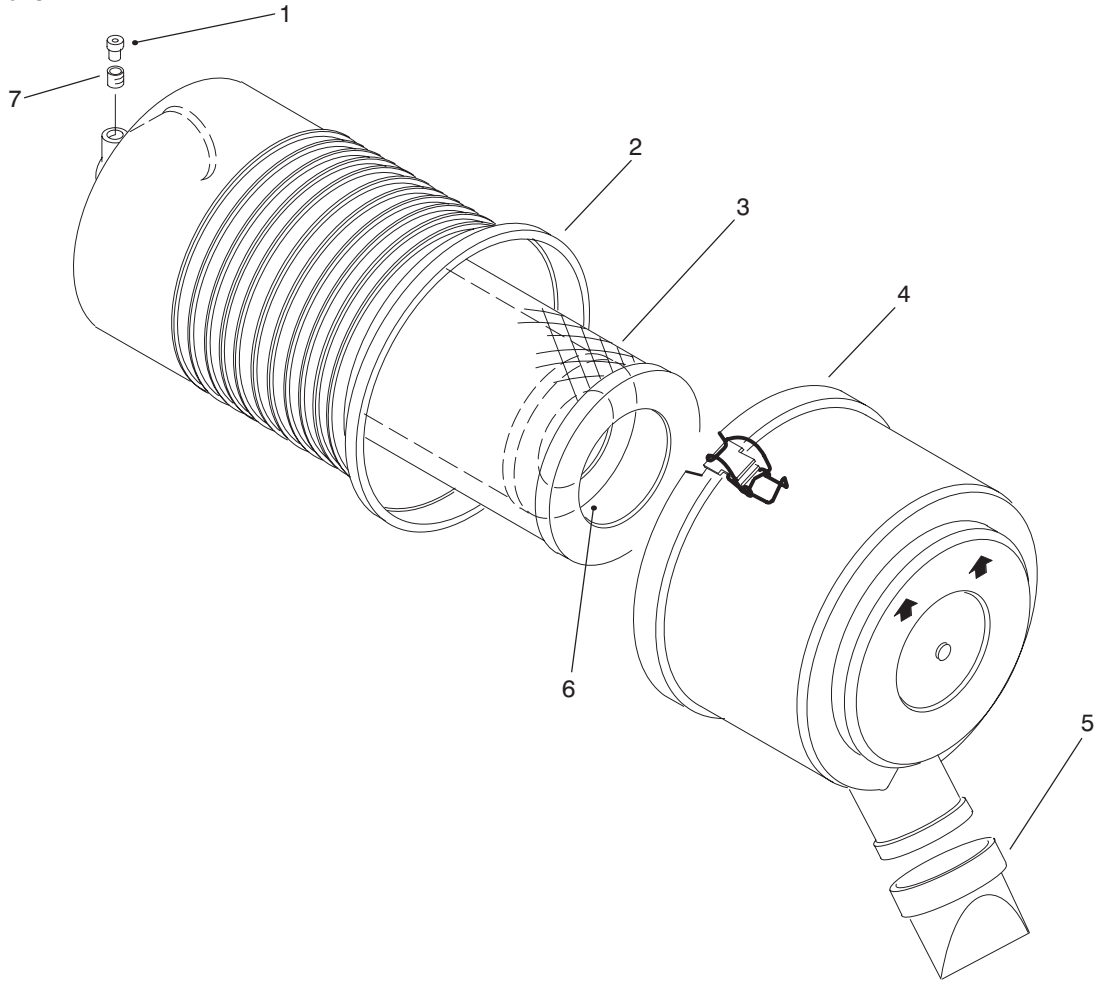
T-2373

ENGINE COMPONENTS ASSEMBLY

Ref. No.	Part No.	Description	No. Used	Ref. No.	Part No.	Description	No. Used
1	93-9198	Decal - Hot Surface	1	27	2412-129	Clamp - Hose	2
1	93-1265	Decal - Hot Surface (Europe)	1	28	93-7589	Hose - Overflow	1
2	3296-29	Nut - Lock	1	29	93-4215	Hose - Radiator, Upper Rear	1
3	32144-11	Screw	1	31	33093-00	Washer	1
4	3255-9	Washer - Lock, Ext. Tooth	2	32	33023-00	Nut - Lock	1
5	93-7974	Plate - Battery, Box	1	34	2412-36	Clamp - Hose	4
6	3234-5	Screw - Flange Hd.	3	35	93-9178	Muffler	1
7	93-7595	Assembly - Box, Battery	1	*	94-2849	Muffler - Spark Arrestor	1
†8		Battery	1	36	94-1416	Adapter - Indicator	1
9	75-1370	Cable - Battery, Positive	1	37	93-9164	Indicator - Service	1
10	94-1411	Cable - Battery, Negative	1	38	2412-125	Clamp - Hose	2
11	93-7968	Pad - Foam, Battery	1	39	94-2624	Hose - Manifold	1
12	94-1445	Strap - Battery	1	40	93-7584	Hose - Intake	1
14	33105-030	Screw - Hex. Hd. Flange	2	41	93-7485	Assembly - Filter, Air	1
15	63-7622	Hose - Fuel	1	42	92-7393	Support - Filter, Air	1
16	2412-108	Clamp - Hose	3	43	33104-016	Screw - Hex. Hd. Flange	2
17	94-2630	Hose - Return	1	†44	94-2801	Grommet - Rubber	2
18	93-4207	Fitting - Tee	1	45	94-2805	Support - Muffler	1
19	94-1408	Wireform - Overflow	1	46	94-2812	Grommet	2
20	3290-378	Tie - Cable	3	†47	77-3600	Plate - Closing	1
†21	93-7571	Box - Degassing	1	48	33005-00	Nut - Hex. Flange	2
†22	94-2800	Cap - Radiator	1	†49	94-2815	Sleeve - Exhaust Flange	1
22	66-3240	Cap - Radiator (Europe)	1	†50	94-2814	Kit - Exhaust Coupler	1
†23	93-7572	Sensor - Water Level	1	51	93-6668	Decal - Charging (Europe)	1
24	93-7591	Hose - Return	1	52	93-7276	Decal - Danger (Europe)	1
25	92-7424	Hose - Overflow, Radiator	1	53	93-7840	Decal - Cap (Europe)	1
26	33103-020	Screw - Hex. Hd. Flange	1				

† Furnished with engine.

‡ Obtain locally.

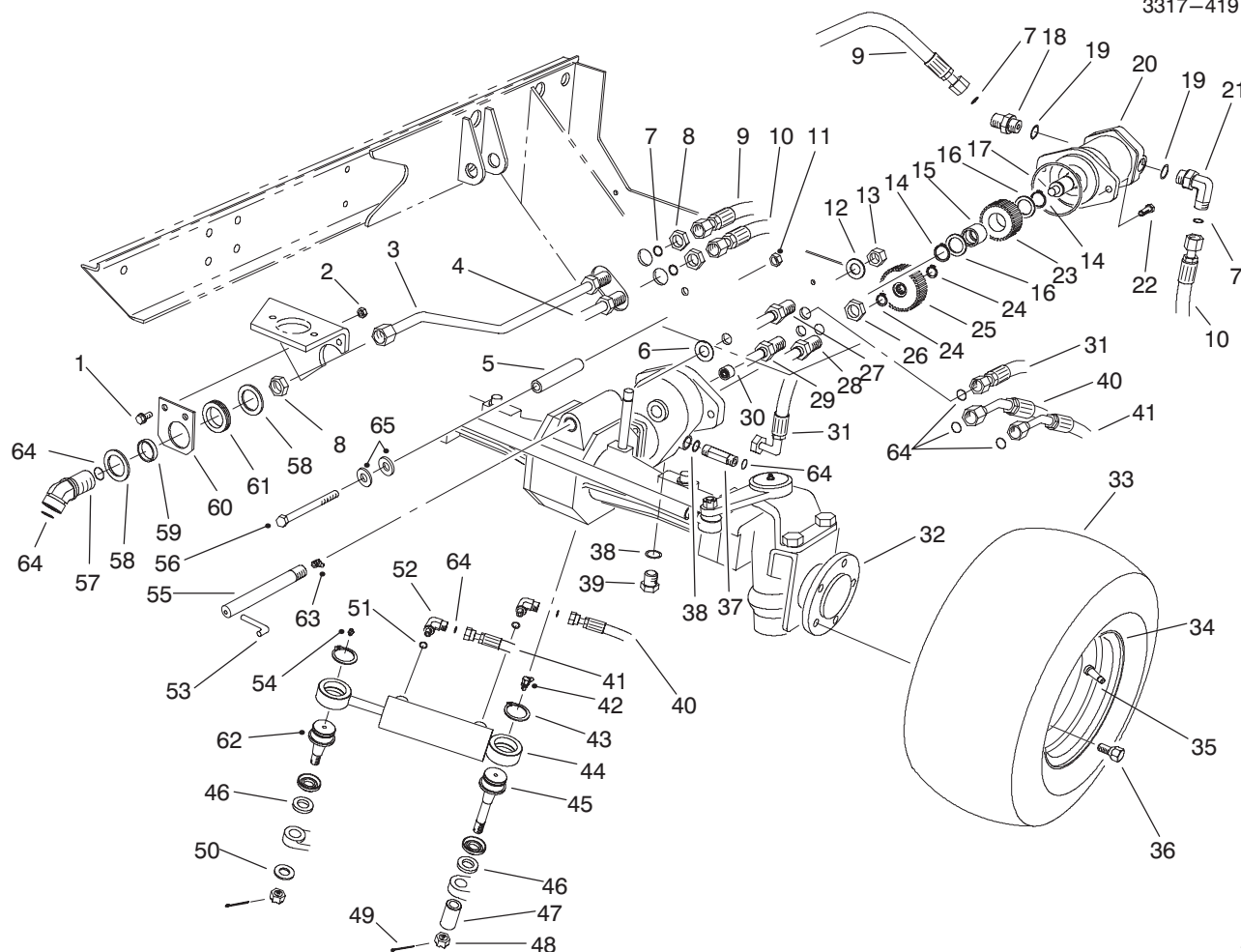


T-2076

AIR CLEANER ASSEMBLY NO. 93-7485

Ref. No.	Part No.	Description	No. Used
1	93-9164	Indicator	1
2		Asm. - Body	1
3	94-1412	Filter - Primary	1
4		Asm. - Cover	1

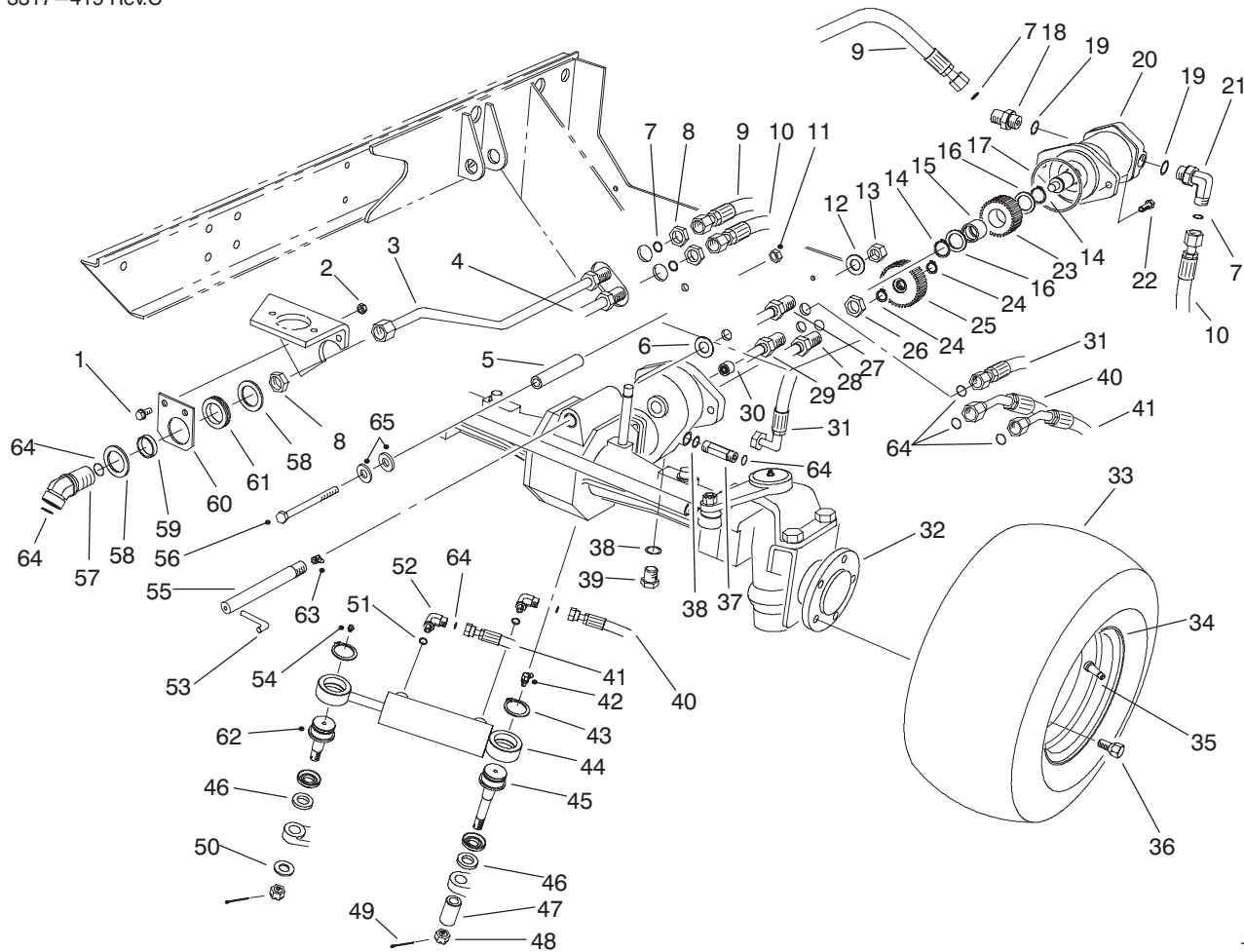
Ref. No.	Part No.	Description	No. Used
5	94-1414	Valve - Vacuumator	1
6	94-1413	Filter - Safety	1
7	94-1416	Asm. - Adaptor	1



T-2077A

4-WD AXLE ASSEMBLY (Model No. 03801)

Ref. No.	Part No.	Description	No. Used	Ref. No.	Part No.	Description	No. Used
1	323-6	Screw - Cap Hex. Hd.	2	23	94-2825	Gear - Driver	1
2	32128-21	Nut - Hex. Hd. Flange	2	24	32120-15	Ring - Retaining	2
3	92-7472	Assembly - Tube, Rear	1	25	94-2826	Gear - Driven	1
4	92-7473	Assembly - Tube, Rear	1	26	340-70	Nut - Lock	2
5	76-8350	Stop - Axle, 2WD	2	27	92-7553	Assy. - Tube, Rear Drain	1
5	76-8350	Stop - Axle, 4WD	4	28	92-7495	Assy. - Tube, Steering	1
6	76-6570	Washer - Thrust	1	29	92-7494	Assy. - Tube, Steering	1
7	237-58	O-Ring	6	30	74-5700	Bearing - Needle	1
8	340-126	Nut - Bulkhead	3	31	92-7534	Assembly - Hose	1
9	92-7536	Assy. - Hose, Rear Motor	1	32	74-5621	Axle - 4WD	1
10	92-7537	Assy. - Hose, Rear Motor	1	33	86-5910	Tire	2
11	3296-23	Nut - Lock	2	34	217-125	Wheel	2
12	3256-28	Washer - Flat	1	35	232-27	Stem - Valve	2
13	33029-00	Nut - Lock	1	36	74-5500	Bolt - Wheel	10
14	32151-96	Ring - Retaining	2	37	340-2	Adapter	1
15	71-4580	Clutch - Roller	1	38	237-42	O-Ring	2
16	71-4590	Washer - Thrust	2	39	353-508	Plug	1
17	237-166	O-Ring	1	40	92-7539	Assembly - Hose	1
18	340-9	Fitting - Hydraulic (Incl. Ref. #7 & 19)	1	41	92-7538	Assembly - Hose	1
19	237-81	O-Ring	2	42	302-60	Fitting - Grease 90°	1
20	92-7386	Motor - Hydraulic	1	43	32151-104	Ring - Retaining	2
21	340-142	Fitting - Hydraulic 90° (Incl. Ref. #7 & 19)	1	44	92-6584	Cylinder - Hydraulic	1
22	325-4	Screw - Cap Hex. Hd.	2	45	92-5839	Ball Joint	1
				46	92-5833	Spacer - Ball Joint	2
				47	92-5844	Spacer - Ball Joint	1



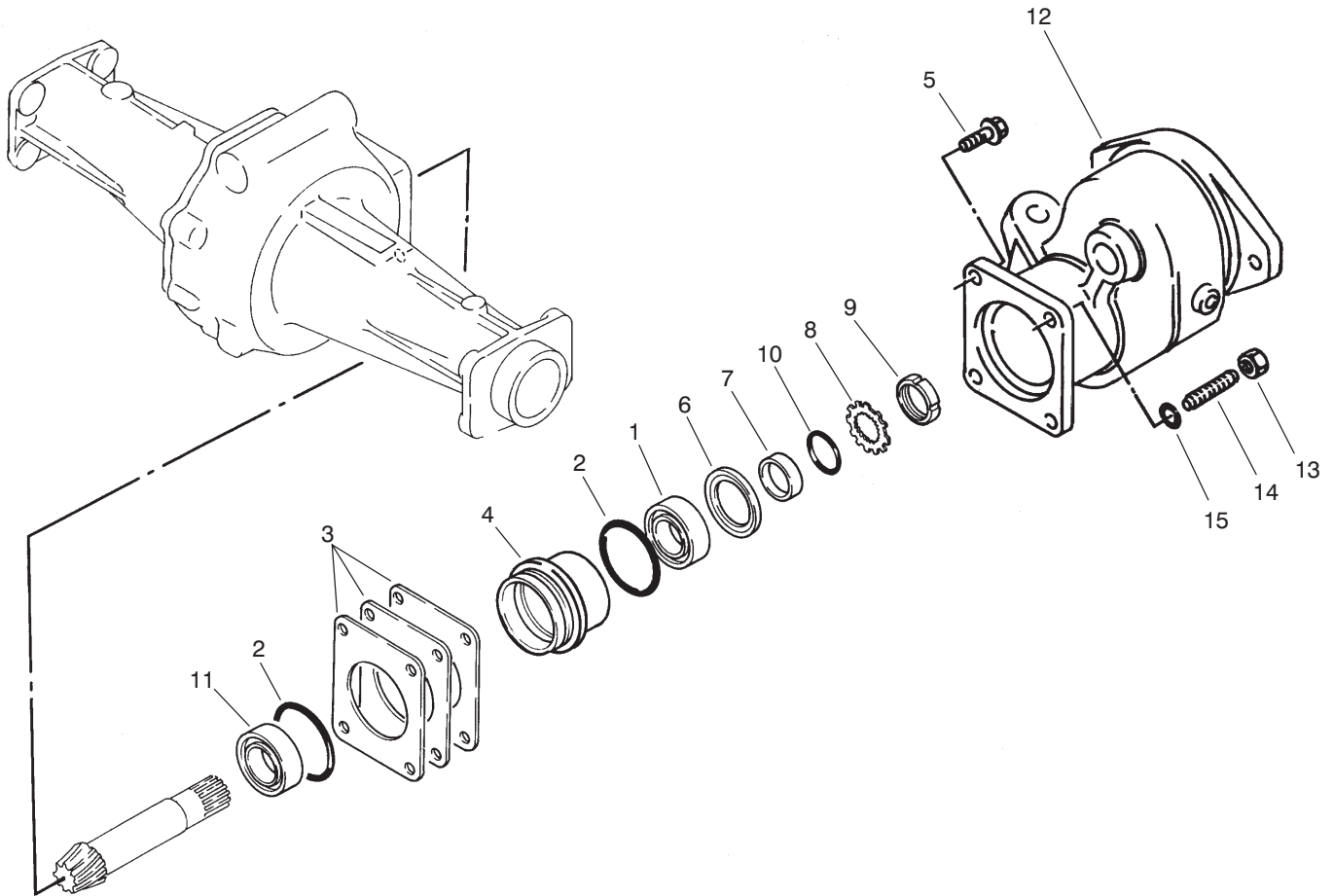
T-2077A

4-WD AXLE ASSEMBLY (Model No. 03801)

Ref. No.	Part No.	Description	No. Used
48	32136-14	Nut - Hex. Slotted	2
49	3272-12	Pin - Cotter	2
50	92-5836	Washer - Axle	1
51	237-78	O-Ring	2
52	340-97	Fitting - Hydraulic 90° (Incl. Ref. #51 & 64)	2
53	92-7604	Pin - Stop	1
54	302-5	Fitting - Grease	1
55	92-7603	Pin - Axle, Pivot	1
56	325-33	Screw - Cap Hex. Hd. 2WD	2
56	325-33	Screw - Cap Hex. Hd. 4WD	4
57	92-7646	Fitting - Hydraulic 45° (Incl. Ref. #7)	1

Ref. No.	Part No.	Description	No. Used
58	69-8910	Washer	2
59	69-8900	Spacer	1
60	92-7552	Bracket - Bulkhead	1
61	240-7	Grommet	1
62	92-5838	Ball Joint	1
63	302-33	Fitting - Grease	1
64	237-22	O-Ring	6
65	3256-26	Washer	2
*	86-2820	Assembly - Tire & Wheel (Incl. Ref. #33-35)	2

*Not Illustrated

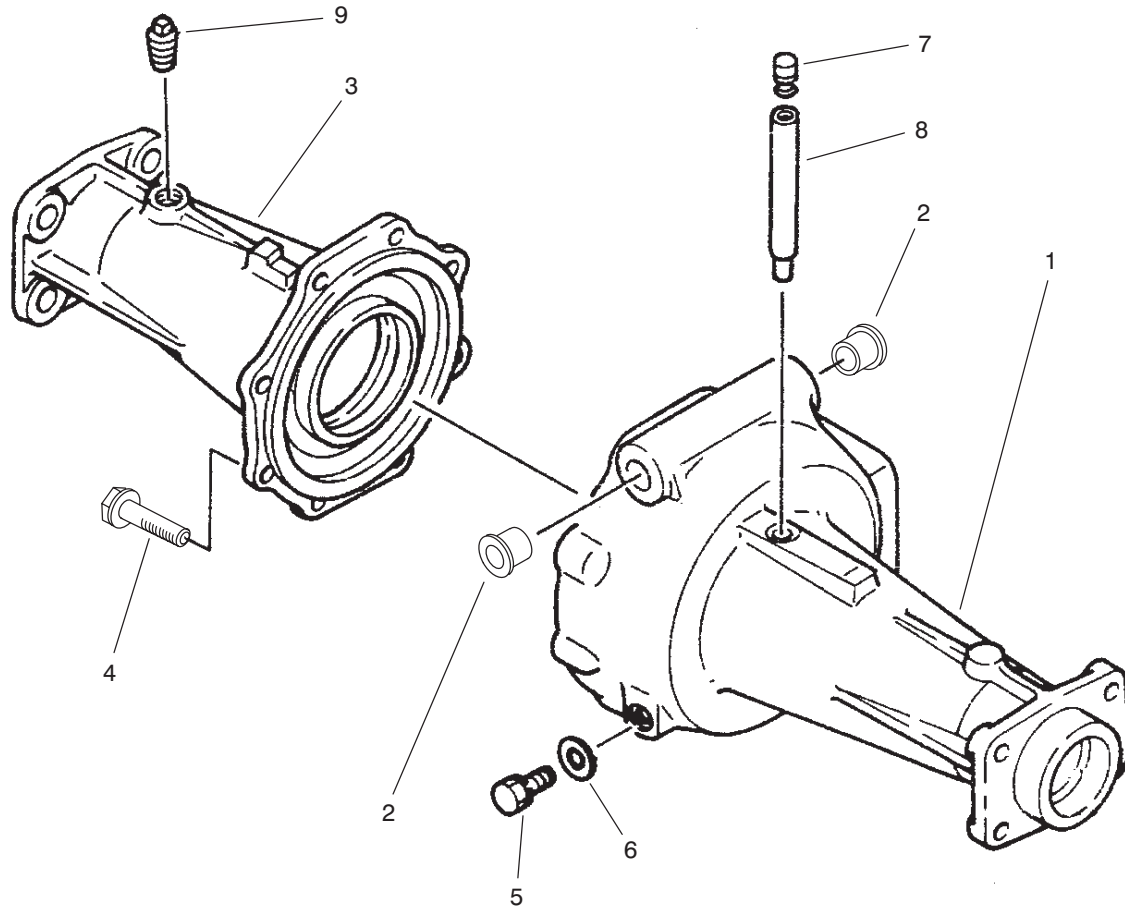


T-1109

SLEEVE ASSEMBLY AXLE NO. 74-5621 (Model No. 03801 Only)

Ref. No.	Part No.	Description	No. Used	Ref. No.	Part No.	Description	No. Used
1	76-7330	Bearing	1	8	76-7380	Washer	1
2	76-7400	O-Ring	2	9	76-7390	Nut - Lock	1
3	76-7410	Shim - 0.1 mm	A/R	10	76-7360	O-Ring	1
*	76-7420	Shim - 0.2 mm	A/R	11	76-7370	Bearing	1
*	76-7430	Shim - 0.4 mm	A/R	12	76-8070	Adapter	1
4	76-7320	Sleeve	1	13	76-7690	Nut	1
5	76-7150	Bolt	3	14	76-7450	Bolt - Stud	1
6	76-7340	Seal - Oil	1	15	76-7460	Washer	1
7	76-7350	Bushing	1				

*Not Illustrated

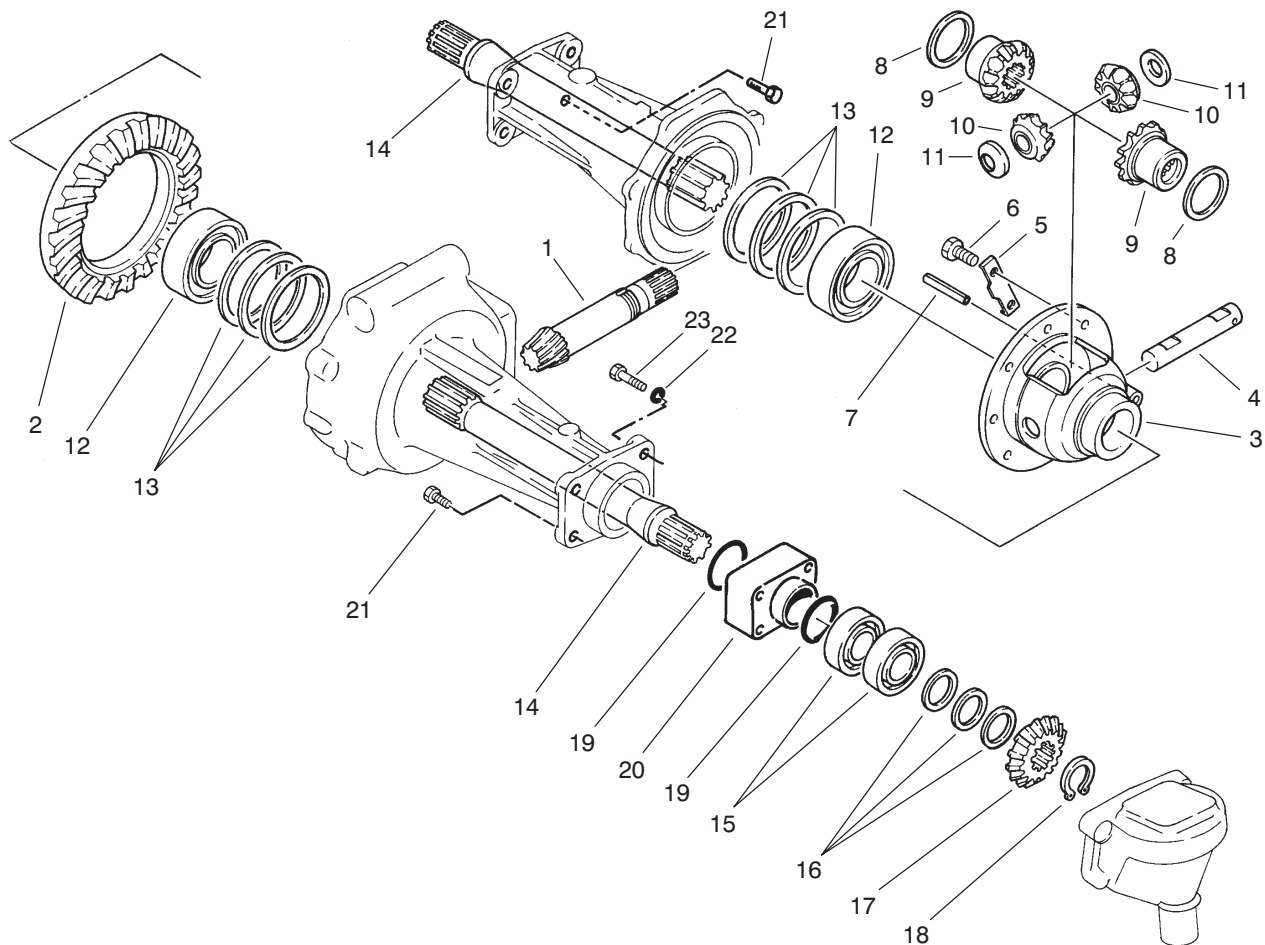


T-1112A

AXLE HOUSING ASSEMBLY AXLE NO. 74-5621 (Model No. 03801 Only)

Ref. No.	Part No.	Description	No. Used
1	76-7100	Housing - Axle A	1
2	92-9738	Bushing - Flange	2
3	76-7130	Housing - Axle B	1
4	93-7773	Screw - HHF	8
5	76-7110	Plug	1

Ref. No.	Part No.	Description	No. Used
6	76-7120	Seal - Washer	1
7	76-7480	Plug - Vent	1
8	76-7470	Pipe	1
9	76-7140	Plug	1



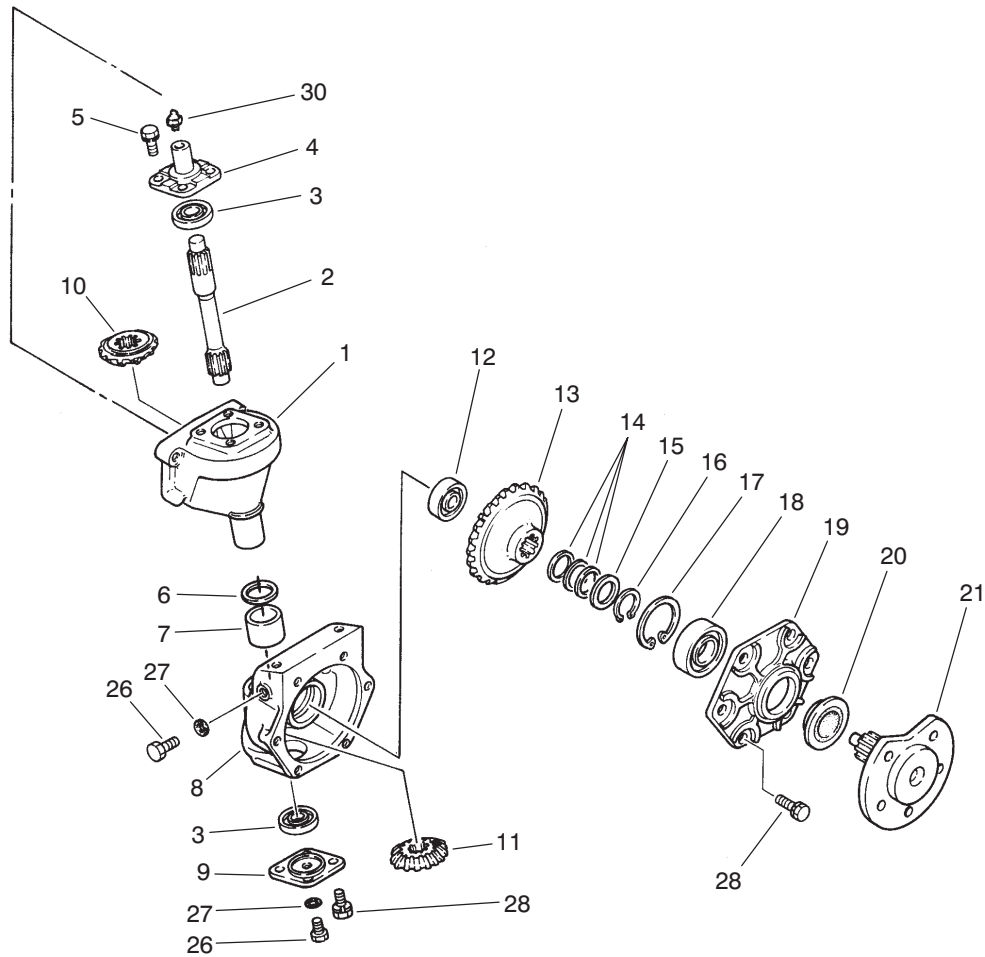
T-1111

DIFFERENTIAL & SHAFT ASSEMBLY AXLE NO. 74-5621 (Model No. 03801 Only)

Ref. No.	Part No.	Description	No. Used
1	76-7250	Shaft - Drive	1
2	76-7240	Ring - Gear	1
3	76-7170	Case - Differential	1
4	76-7200	Shaft - Pinion	1
5	76-7230	Washer - Lock	4
6	76-7260	Bolt	8
7	76-7270	Pin - Spring	1
8	76-7220	Washer - Thrust	2
9	76-7190	Gear - Side	2
10	76-7180	Pinion - Mate	2
11	76-7210	Washer - Thrust	2
12	76-7280	Bearing	2
13	76-7290	Shim - 0.1 mm	A/R
*	76-7300	Shim - 0.2 mm	A/R
*	76-7310	Shim - 0.3 mm	A/R
14	76-7490	Shaft - Differential	2
15	76-7500	Bearing	4

Ref. No.	Part No.	Description	No. Used
16	76-7520	Shim - 0.1 mm	A/R
*	76-7530	Shim - 0.2 mm	A/R
*	76-7540	Shim - 0.4 mm	A/R
17	76-7510	Pinion - 14T	2
18	76-7550	Ring - Retaining	2
19	76-7580	Seal - O-Ring	4
20	76-7590	Spacer	2
21	76-7600	Bolt - Reamer	2
22	76-7620	Washer - Lock	6
23	76-7610	Bolt	6
*	76-7160	Gear Case Assembly (Incl. Ref. #2-11)	1
*	77-4000	Shim Set (Incl. Ref. #13)	1
*	77-4020	Shim Set (Incl. Ref. #16)	1

*Not Illustrated



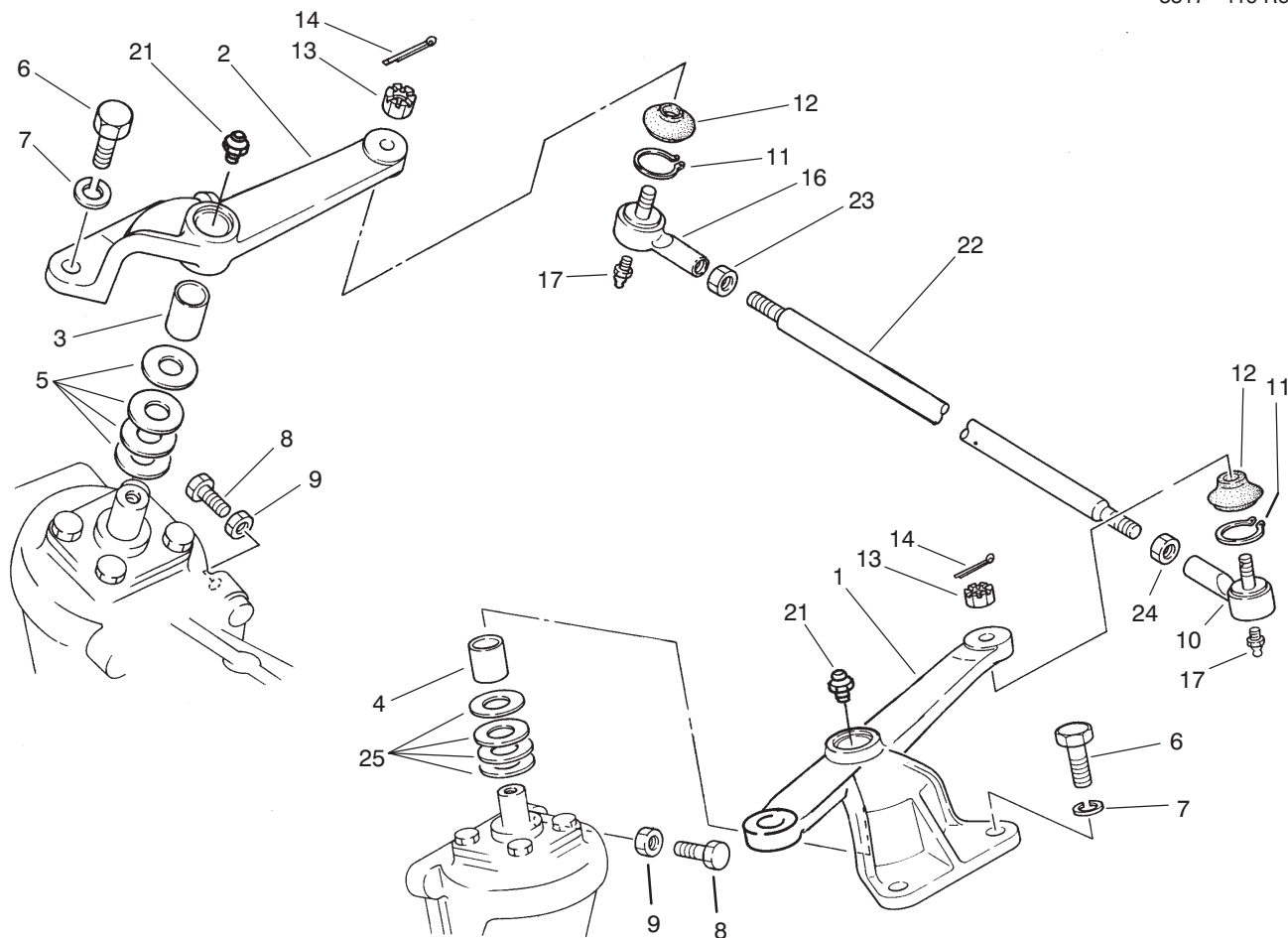
T-1110

STEERING GEAR CASE ASSEMBLY AXLE NO. 74-5621 (Model No. 03801 Only)

Ref. No.	Part No.	Description	No. Used
1	76-7560	Case - Gear	2
2	76-7650	Shaft - Final Drive	2
3	76-7670	Bearing	4
4	76-7660	Holder - 20 mm L.H.	1
*	76-7630	Holder - 25 mm R.H.	1
5	76-7640	Bolt	8
6	76-7740	Seal - Oil	2
7	76-7730	Bushing	2
8	76-7680	Case - Final Drive	2
9	76-7770	Cover	2
10	76-7510	Pinion - 14T	2
11	76-7750	Pinion - 15T	2
12	94-2803	Bearing	2
13	76-7840	Gear - Bevel	2
14	76-7890	Shim - 0.15 mm	A/R
*	76-7900	Shim - 0.2 mm	A/R
*	76-7910	Shim - 0.4 mm	A/R

Ref. No.	Part No.	Description	No. Used
15	76-7880	Spacer	2
16	76-7920	Ring - Retaining	2
17	76-7930	Ring - Retaining	2
18	93-7775	Bearing	2
19	76-7810	Holder - Bearing	2
20	76-7870	Seal - Oil	2
21	76-7830	Shaft - Wheel	2
26	76-7110	Plug	4
27	76-7120	Seal - Washer	4
28	76-7640	Bolt	20
30	76-7960	Fitting - Grease	2
*	77-4030	Shim Set (Incl. Ref. #14)	1

*Not Illustrated

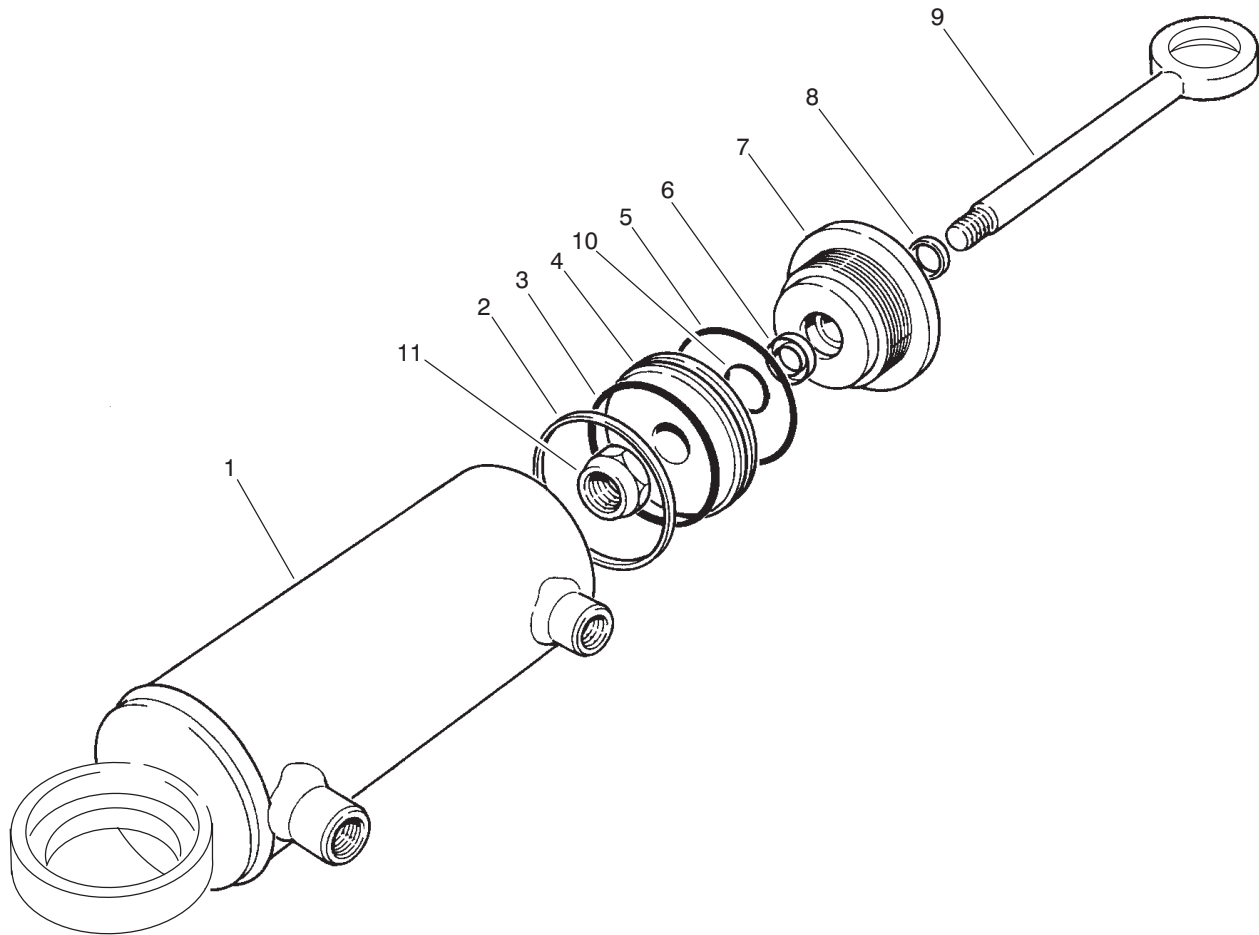


T-1108

STEERING ARM LINKAGE AXLE NO. 74-5621 (Model No. 03801 Only)

Ref. No.	Part No.	Description	No. Used	Ref. No.	Part No.	Description	No. Used
1	76-7800	Arm - Drag Link	1	12		Cover	2
2	76-7940	Arm - Tie Rod	1	13		Nut - Slotted	2
3	76-4260	Bushing	1	14	3272-7	Pin - Cotter	2
4	76-7950	Bushing	1	16	76-8050	R.H. Rod End Assembly (Incl. Ref. #11-14 & 17)	1
5	76-7820	Shim - 1.0 mm	A/R	17		Fitting - Grease	2
*	76-7970	Shim - 1.4 mm	A/R	21	76-7960	Fitting - Grease	2
*	76-7980	Shim - 1.2 mm	A/R	22	76-8020	Rod - Tie	1
*	76-7990	Shim - .08 mm	A/R	23	76-8060	Nut - R.H.	1
6	76-8000	Bolt	4	24	76-8040	Nut - L.H.	1
7	76-8010	Washer	2	25	76-7700	Shim - 0.8 mm	A/R
8	76-7710	Bolt	2	*	76-7760	Shim - 1.0 mm	A/R
9	76-7720	Nut	4	*	76-7780	Shim - 1.2 mm	A/R
10	76-8030	L.H. Rod End Assembly (Incl. Ref. #11-14 & 17)	1	*	76-7790	Shim - 1.4 mm	A/R
11		Ring - Retaining	2				

*Not Illustrated



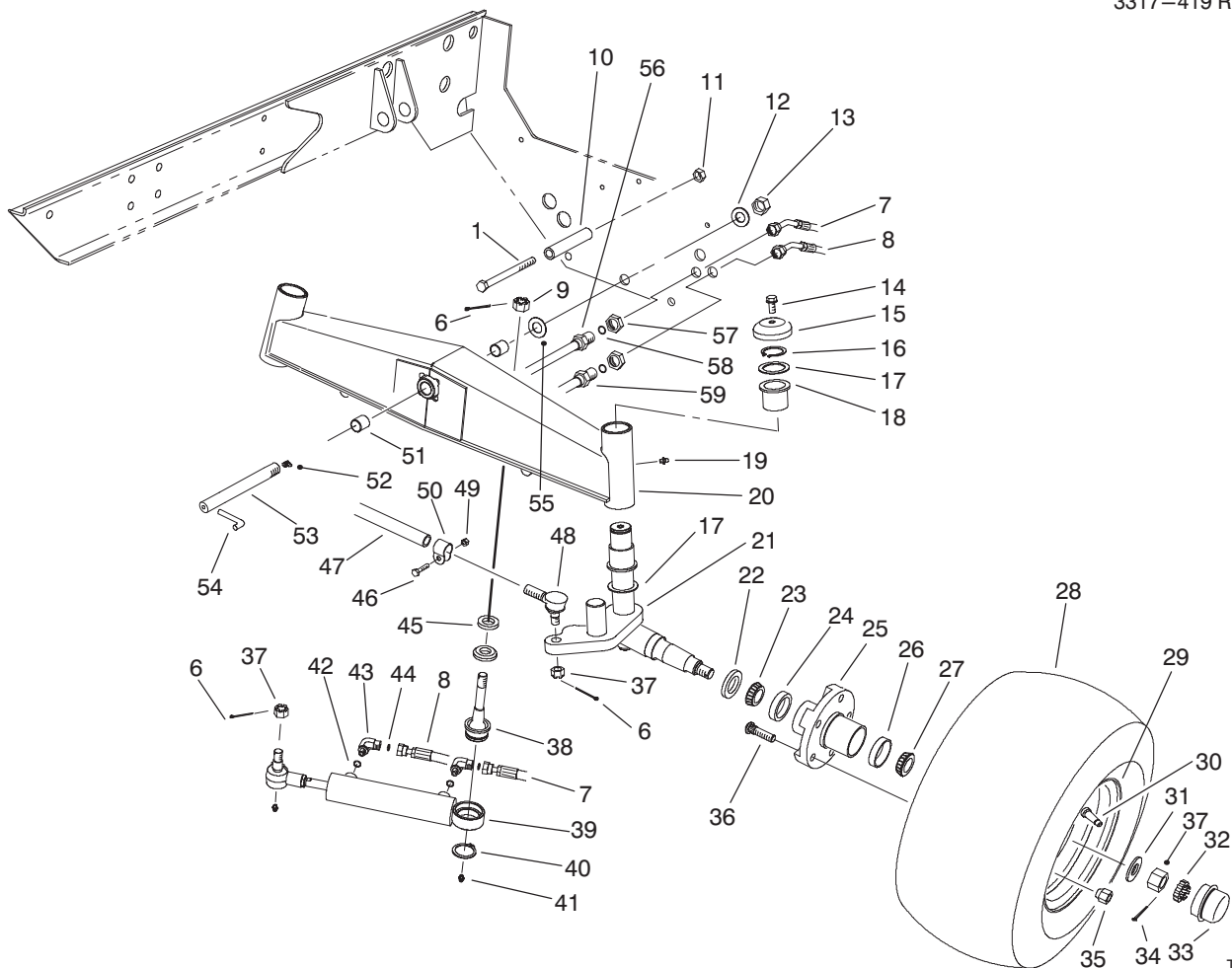
T-1776

HYDRAULIC CYLINDER NO. 92-6584 (Model No. 03801)

Ref. No.	Part No.	Description	No. Used
1	92-6586	Butt & Tube Assembly	1
2		Seal - Teflon	1
3		O-Ring	1
4	66-1940	Piston	1
5		O-Ring	1
6		U-Cup	1
7	92-6588	Gland	1

Ref. No.	Part No.	Description	No. Used
8		Wiper	1
9	92-6587	Piston Rod Assembly	1
10		O-Ring	1
11	66-1930	nut - Lock	1
*	92-6593	Kit - Seal (Incl. Ref. #2, 3, 5, 6, 8 & 10)	1

*Not Illustrated

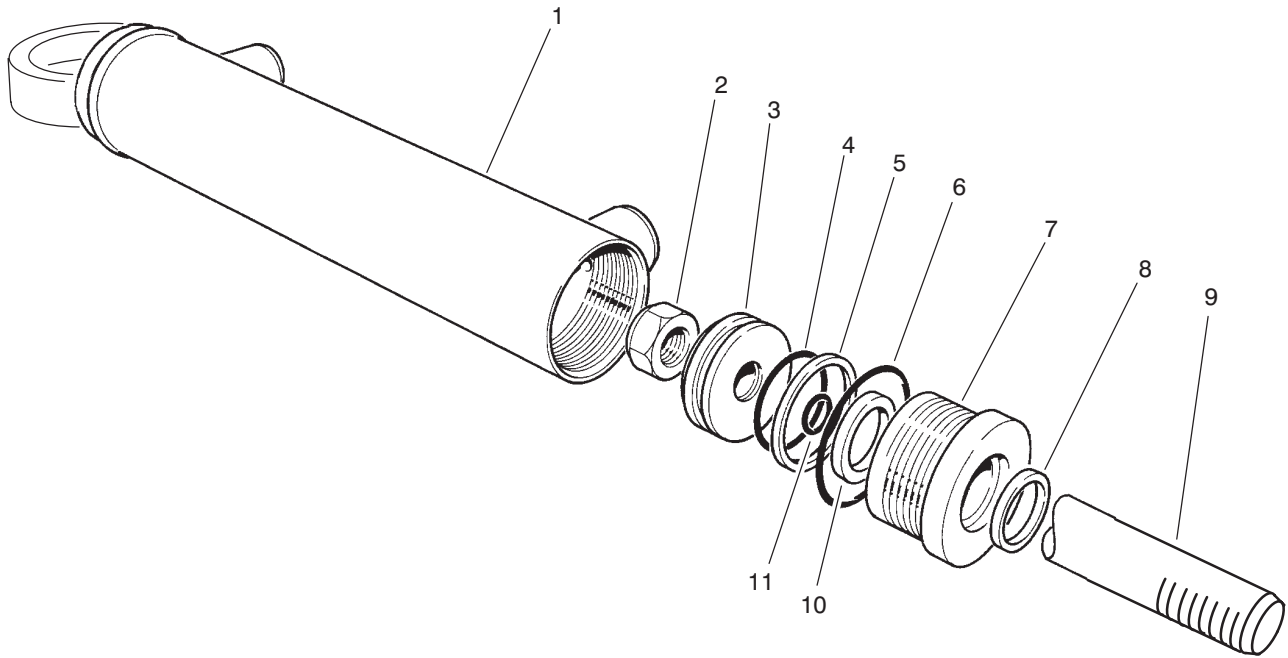


2-WD REAR AXLE ASSEMBLY

T-2078

Ref. No.	Part No.	Description	No. Used
1	325-20	Screw - Cap Hex. Hd.	2
6	3272-12	Pin - Cotter	2
7	92-7594	Assembly - Hose	1
8	92-7595	Assembly - Hose	1
9	32136-14	Nut - Hex. Slotted	4
10	76-8350	Stop - Axle	2
11	3296-45	Nut - Lock	2
12	3256-28	Washer - Flat	1
13	3296-51	Nut - Lock	1
14	3234-12	Screw - Hex. Hd. Flange	2
15	69-8890	Cap - Spindle	2
16	32151-10	Ring - Retaining	2
17	62-2170	Washer - Thrust	4
18	69-6470	Bushing - Flange	4
19	302-11	Fitting - Grease	2
20	92-5835	Assembly - Axle, Rear (Incl. Ref. #18, 19 & 51)	1
21	92-9725	Spindle - LH	1
*	92-9724	Spindle - RH	1
22	69-2980	Seal - Inner	2
23	254-106	Cone - Bearing	2
24	254-107	Cup - Bearing	2
25	92-9650	Assembly - Hub (Incl. Ref. #22, 24, 26, 27, 33 & 36)	2
26	254-72	Cup - Bearing	2
27	254-92	Cone - Bearing	2
28	86-5910	Tire	2
29	217-125	Wheel	2
30	232-27	Stem - Valve	2
31	93-0309	Washer - Tab	2
32	93-0307	Nut - Retainer	2

Ref. No.	Part No.	Description	No. Used
33	69-2970	Cap - Hub	2
34	3272-13	Pin - Cotter	2
35	242-50	Nut - Lug	10
36	92-9652	Stud - Drive	10
37	3220-7	Nut - Jam	2
38	92-5839	Ball Joint	1
39	92-6585	Assembly - Cylinder	1
40	32151-104	Ring - Retaining	1
41	302-5	Fitting - Grease	2
42	237-78	O-Ring	2
43	340-97	Fitting - Hydraulic 90° (Incl. Ref. #42 & 44)	2
44	237-22	O-Ring	2
45	92-5833	Spacer - Ball Joint	1
46	3210-5	Screw - Cap Hex. Hd.	2
47	74-5940	Assembly - Rod, Tie	1
48	2411-46	Joint - Ball, LH (Incl. Ref. #6)	1
48	2411-45	Joint - Ball, RH (Incl. Ref. #6)	1
49	32152-5	Nut - Lock	2
50	2412-122	Assembly - Clamp (Incl. Ref. #46 & 49)	2
51	76-4260	Bushing - Sleeve	2
52	302-33	Fitting - Grease 90°	1
53	92-7603	Pin - Axle, Pivot	1
54	92-7604	Pin - Stop	1
55	76-6570	Washer - Thrust	1
56	92-7495	Asm. - Tube, Steering Rear	1
57	340-70	Nut - Lock, Bulkhead	2
58	237-22	O-Ring	2
59	92-7494	Asm. - Tube, Steering Rear	1



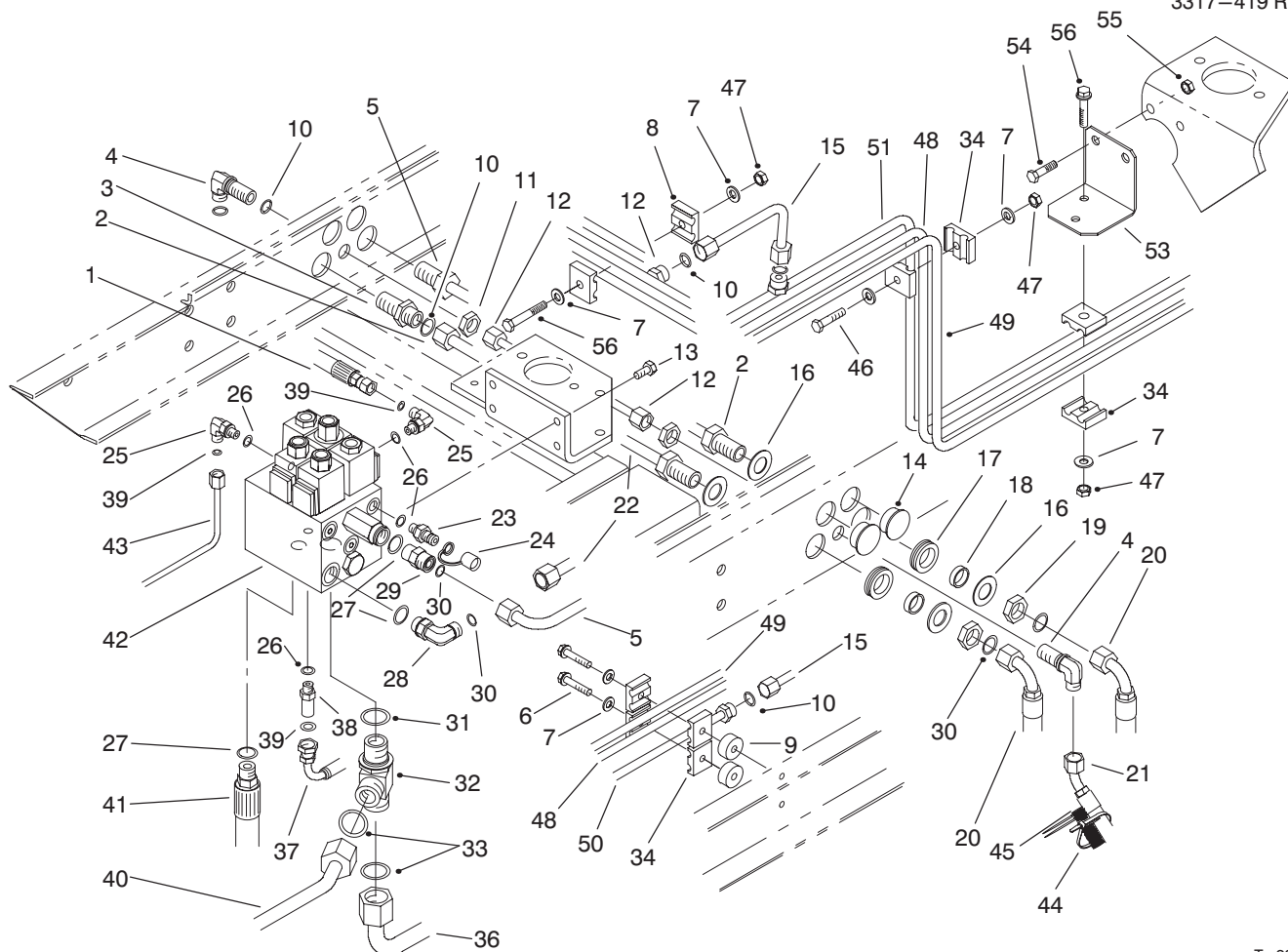
T-1775

HYDRAULIC CYLINDER NO. 92-6585 (Model No. 03800)

Ref. No.	Part No.	Description	No. Used
1	92-6590	Butt & Tube Assembly	1
2	55-1930	Nut - Lock	1
3	88-3670	Piston	1
4		O-Ring	1
5		Seal - Teflon	1
6		O-Ring	1
7	92-6592	Gland	1

Ref. No.	Part No.	Description	No. Used
8		Wiper	1
9	92-6591	Rod - Piston	1
10		U-Cup	1
11		O-Ring	1
*	92-6594	Kit - Seal (Incl. Ref. #4-6, 8, 10 & 11)	1

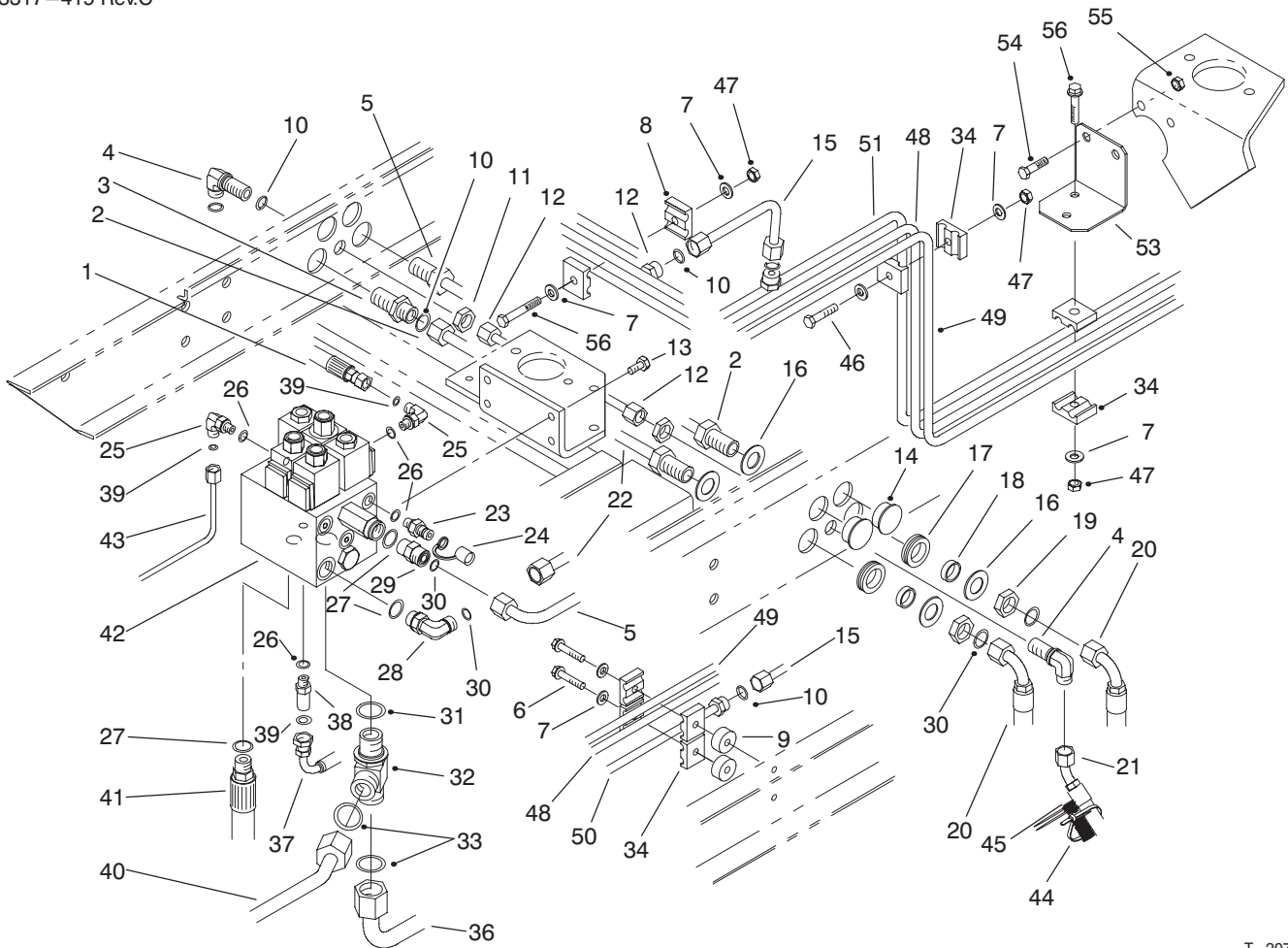
*Not Illustrated



T-2079B

REAR HYDRAULIC CONTROL BLOCK & TUBES

Ref. No.	Part No.	Description	No. Used	Ref. No.	Part No.	Description	No. Used
1	92-7638	Assembly - Hose	1	22	92-7585	Assembly - Tube	1
2	92-7648	Assembly - Hose	1	23	354-77	Fitting - Quick Connect (Incl. Ref. #26)	1
3	340-161	Fitting - Adapter (Incl. Ref. #30)	1	24	354-79	Cap - Fitting	1
4	340-154	Fitting - Hydraulic 90° (Incl. Ref. #10)	2	25	340-132	Fitting - Hydraulic 90° (Incl. Ref. #26 & 39)	2
5	92-7584	Assembly - Tube	1	26	237-78	O-Ring	4
6	32104-37	Screw - Hex. Hd.	2	27	237-79	O-Ring	3
7	3256-23	Washer - Flat	8	28	340-98	Fitting - Hydraulic 90° (Incl. Ref. #27 & 30)	1
8	56-7972	Clamp - Tube	2	29	340-4	Fitting - Hydraulic (Incl. Ref. #27 & 30)	1
9	80-8660	Spacer	2	30	237-30	O-Ring	6
10	237-22	O-Ring	2	31	237-81	O-Ring	1
11	340-70	Nut - Bulkhead	7	32	340-148	Fitting - Tee (Incl. Ref. #31, 33)	1
12	92-7647	Assembly - Tube, Drain	1	33	237-58	O-Ring	2
13	33104-025	Screw - Hex. Hd. Flange	4	34	56-7973	Clamp - Tube	10
14	94-1402	Plug	4	36	92-7558	Assy. - Tube, Cooler Rear	1
15	93-4205	Assembly - Tube, Drain (Model 03800)	1	37	92-7639	Assembly - Hose	1
15	93-4206	Assembly - Tube, Drain (Model 03801)	1	38	94-1403	Fitting - Hydraulic (Incl. Ref #26 & 39)	1
16	69-8930	Washer	8	39	237-21	O-Ring	2
17	240-5	Grommet	4	40	92-7557	Assy. - Tube, Cooler Front	1
18	69-8960	Spacer	4	41	92-7492	Assembly - Hose	1
19	340-127	Nut - Bulkhead	4	42	92-7419	Assembly - Block, Manifold	1
20	92-7649	Assembly - Hose	4				
21	93-4201	Assembly - Hose	2				

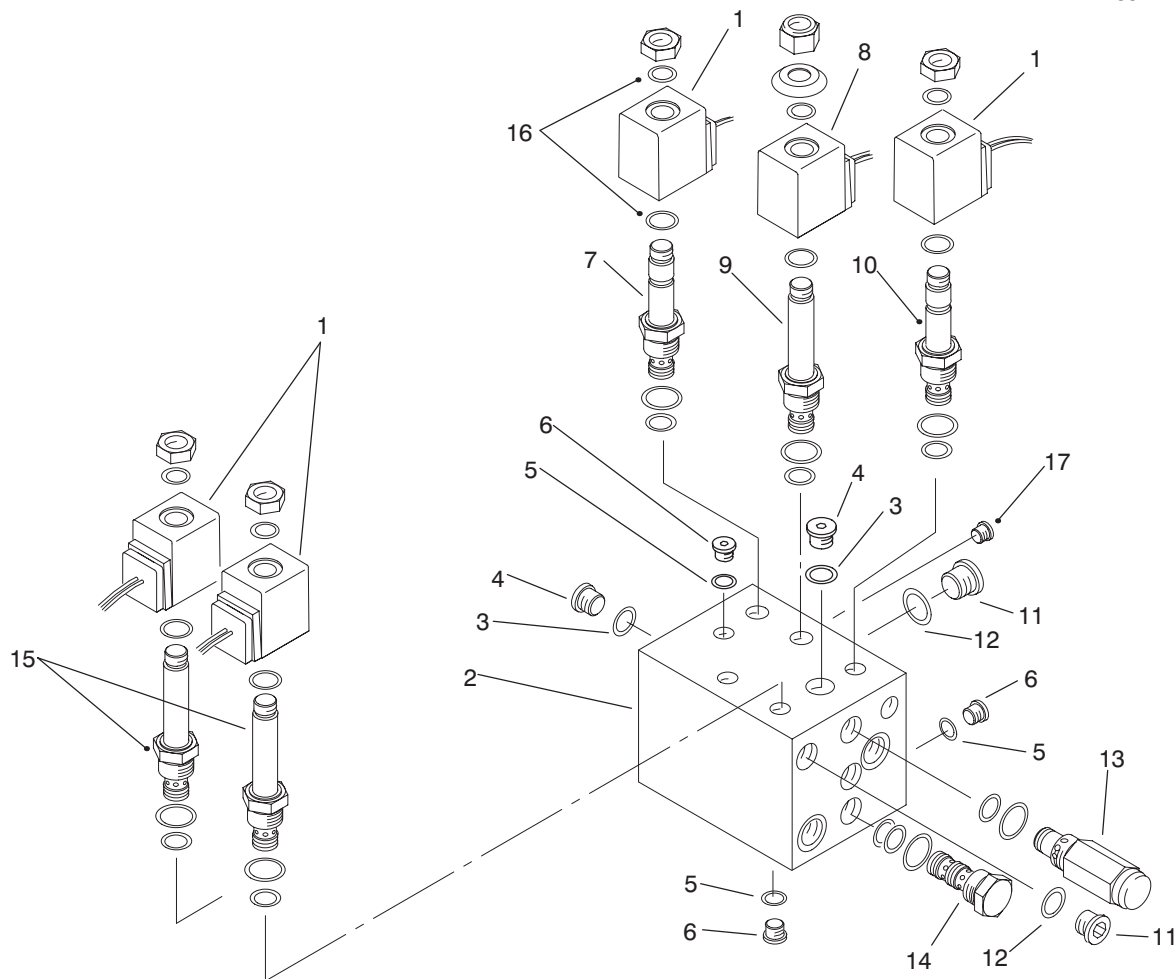


T-2079B

REAR HYDRAULIC CONTROL BLOCK & TUBES (Cont.)

Ref. No.	Part No.	Description	No. Used
43	92-7591	Assembly - Tube, P2A	1
44	3290-378	Tie - Cable	6
45	94-3090	Harness - Wire, Main	1
46	322-6	Screw - HH	1
47	3296-47	Nut - Lock	4
48	92-7494	Asm. - Tube, Steering, Rear	1
49	92-7495	Asm. - Tube, Steering, Rear	1
50	92-7598	Asm. - Tube, Front Drain	1

Ref. No.	Part No.	Description	No. Used
51	92-7553	Asm. - Tube, Rear Drain (Model 03801)	1
52	237-42	O-Ring	2
53	94-2834	Bracket - Clamp	1
54	323-6	Screw - Cap Hex. Hd.	2
55	32128-21	Nut - Lock	2
56	322-7	Screw - Cap Hex. Hd.	3



T-2080B

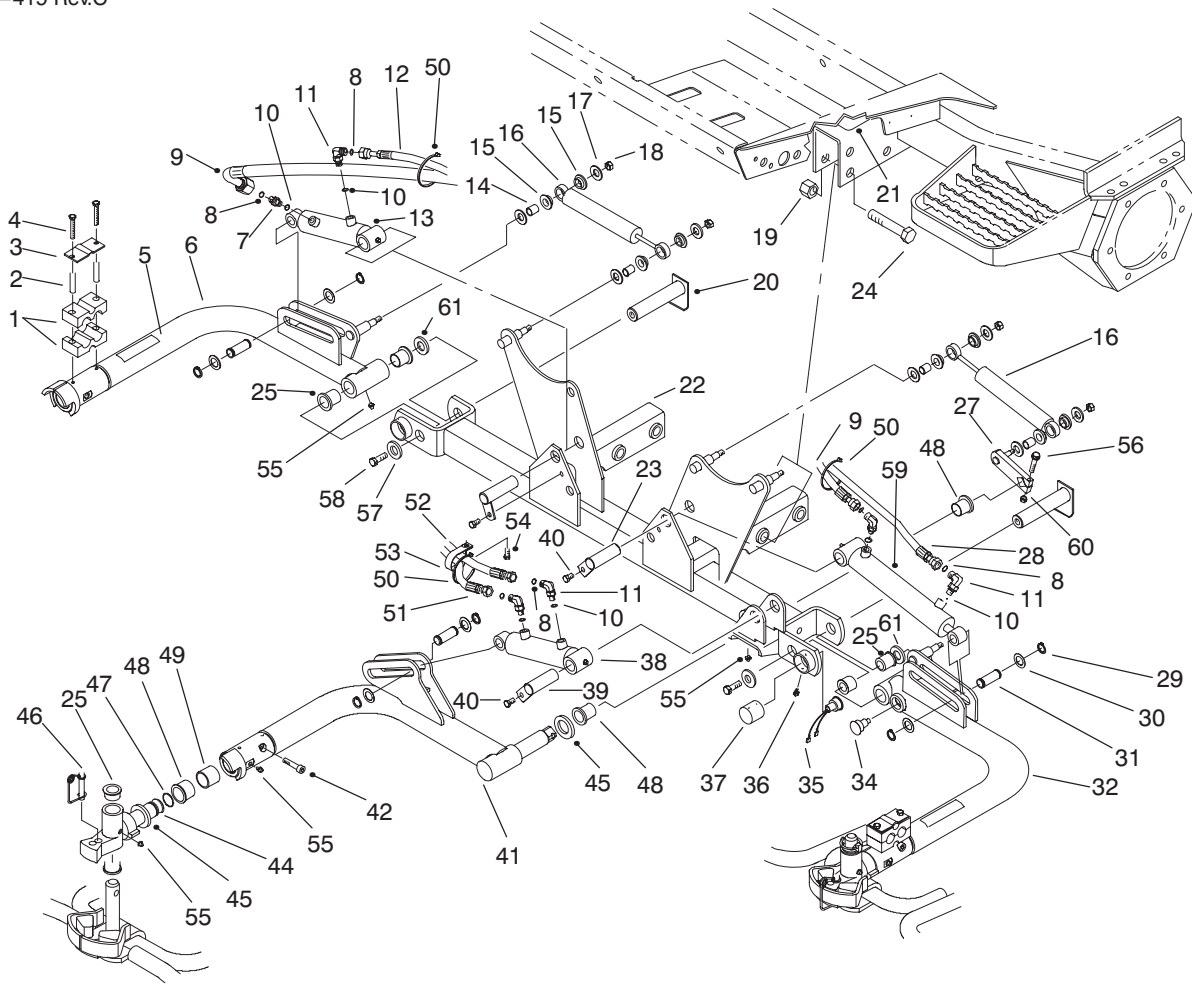
MANIFOLD ASSEMBLY NO. 92-7419

Ref. No.	Part No.	Description	No. Used
1	88-9190	Solenoid - 20 Watt	4
†2		Block - Manifold, Rear	1
3	237-78	O-Ring	4
4	353-990	Plug (Incl. Ref. #30)	4
5	237-56	O-Ring	4
6	353-991	Plug (Incl. Ref. #5)	4
7	88-6990	Cartridge - N.C. Spool (Use Seal Kit 75-2080)	1
8	88-9200	Solenoid - 28 Watt	1
9	88-6970	Cartridge - No Flow (Use Seal Kit 75-2080)	1
10	88-6980	Cartridge - N.C. Poppet (Use Seal Kit 75-2080)	1

Ref. No.	Part No.	Description	No. Used
11	353-989	Plug (Incl. Ref. #12)	5
12	237-42	O-Ring	5
13	75-0920	Cartridge - Relief 3000 psi (Use Seal Kit 75-2080)	1
14	93-7491	Cartridge - Pilot Check (Use Seal Kit 69-4260)	1
15	93-7494	Cartridge - N.O. Poppet (Use Seal Kit 75-2080)	2
16	94-5438	Seal - Solenoid	10
17		Plug - Orifice	1
*	75-2080	Seal Kit	5
*	69-4260	Seal Kit	1

*Not Illustrated

†Not Serviced Separately

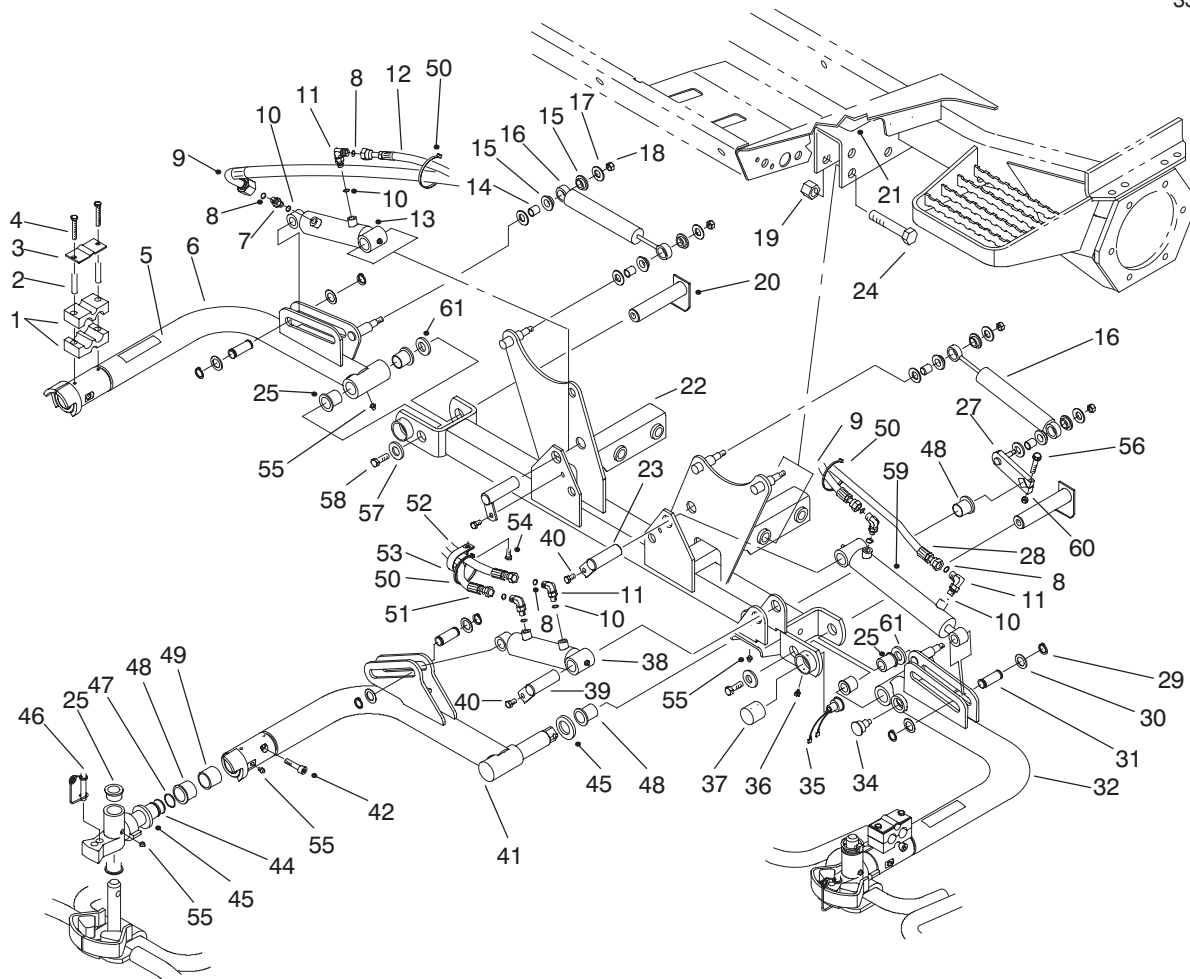


T-2081

FRONT LIFT ARMS ASSEMBLY

Ref. No.	Part No.	Description	No. Used
1	82-8170	Clamp	6
2	93-7960	Spacer	6
3	93-7961	Clamp - Drain, Case	3
4	60-6700	Screw - Cap Hex. Hd.	6
5	36-3400	Decal - Warning	2
5	93-6687	Decal - No Step (Europe)	2
6	93-9194	Lift Arm #5	1
7	340-92	Fitting - Hydraulic (Incl. Ref. #8 & 10)	1
8	237-21	O-Ring	6
9	75-5890	Hose	1
10	237-78	O-Ring	6
11	340-132	Fitting - Hydraulic 90° (Incl. Ref. #8 & 10)	5
12	92-7564	Assembly - Hose	1
13	93-7551	Cylinder - Hydraulic	1
14	256-172	Bushing	6
15	94-1430	Bushing - Flange	12
16	93-4224	Absorber - Shock	3
17	69-8980	Washer - Flat	12
18	33025-00	Nut	6
19	3296-51	Nut - Lock	4
20	93-9189	Pin	2
21	88-0440	Decal - Floor Plate	1
21	93-6693	Decal - Floor Plate (Europe)	1
22	93-2649	Assembly - Frame, Carrier	1

Ref. No.	Part No.	Description	No. Used
23	83-6780	Pin - Cylinder	2
24	328-7	Screw - Cap Hex. Hd.	4
25	93-7408	Bushing - Flange	10
27	94-1425	Bar - Lift, Center	1
28	82-6490	Assembly - Hose	1
29	32120-93	Ring - Retaining	6
30	3-6498	Washer - Thrust	6
31	75-5350	Pin - Cylinder, Slide	3
32	93-9193	Lift Arm #4	1
34	92-8754	Magnet - Switch, Reed	1
35	92-8002	Sensor - Switch, Reed	1
36	32104-76	Screw - Self Tapping	2
37	75-6370	Cap - Sensor	1
38	93-2650	Cylinder - Hydraulic	1
39	83-6790	Pin - Short, Cylinder	1
40	32144-14	Screw - Cap Hex. Hd.	3
41	93-9190	Lift Arm #1	1
42	93-4234	Screw - Socket Hd.	3
44	93-9181	Knuckle - Pivot	3
45	94-1427	Washer - Thrust	4
46	93-9161	Pin	3
47	93-7524	O-Ring	3
48	93-7561	Bushing - Flange	5
49	93-7409	Bushing	3
50	3290-378	Tie - Cable	3
51	92-7565	Assembly - Hose	1

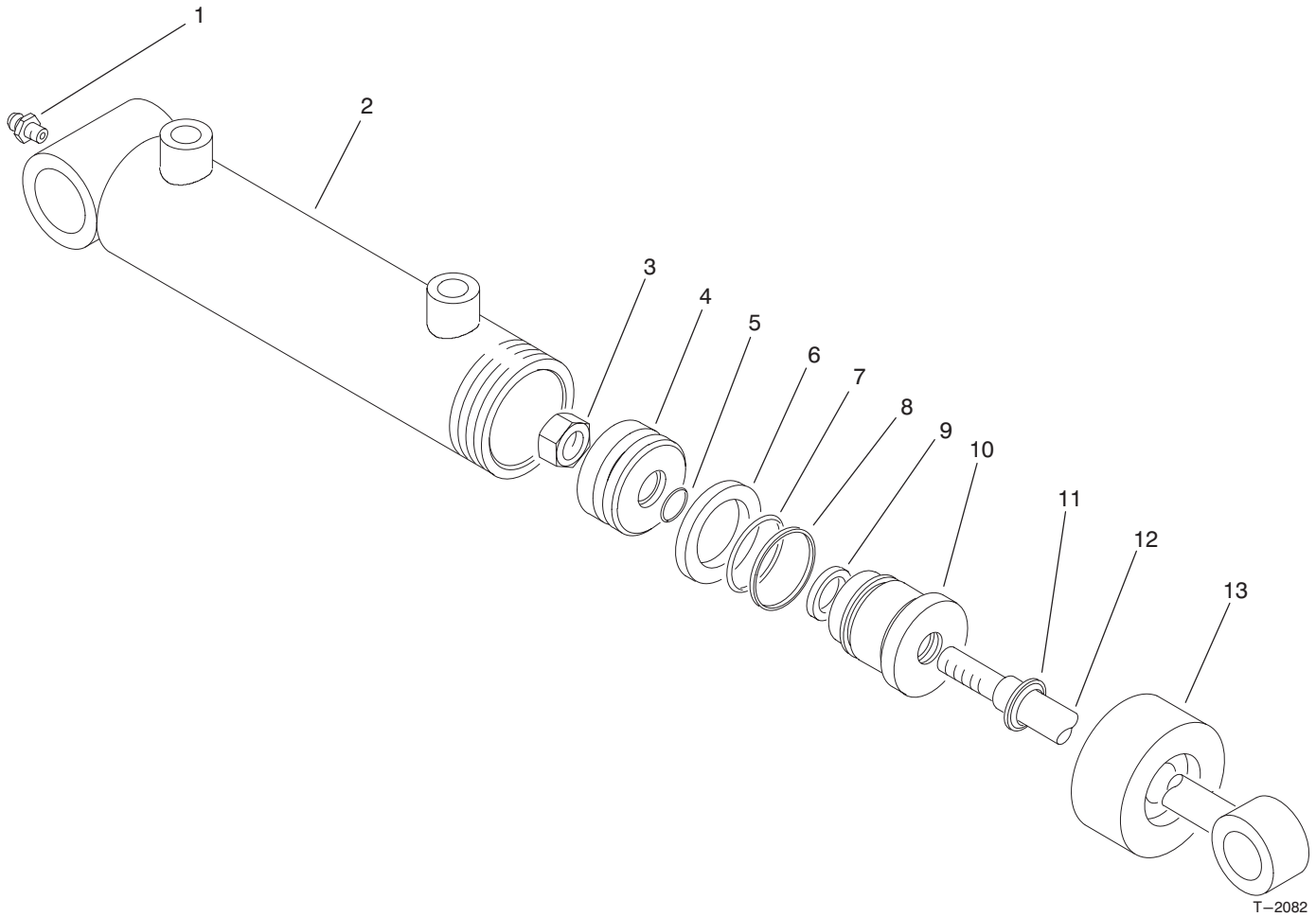


T-2081

FRONT LIFT ARMS ASSEMBLY (Continued)

Ref. No.	Part No.	Description	No. Used
52	92-7562	Assembly – Hose	1
53	2412-96	Clamp	1
54	322-4	Screw – HH	1
55	302-5	Fitting – Grease	9
56	33104-060	Screw – HH	1

Ref. No.	Part No.	Description	No. Used
57	53-6380	Washer – Flat	2
58	33105-040	Screw – HH	2
59	93-7555	Cylinder – Hydraulic	1
60	33024-00	Nut	1
61	3256-42	Washer – Flat	2



T-2082

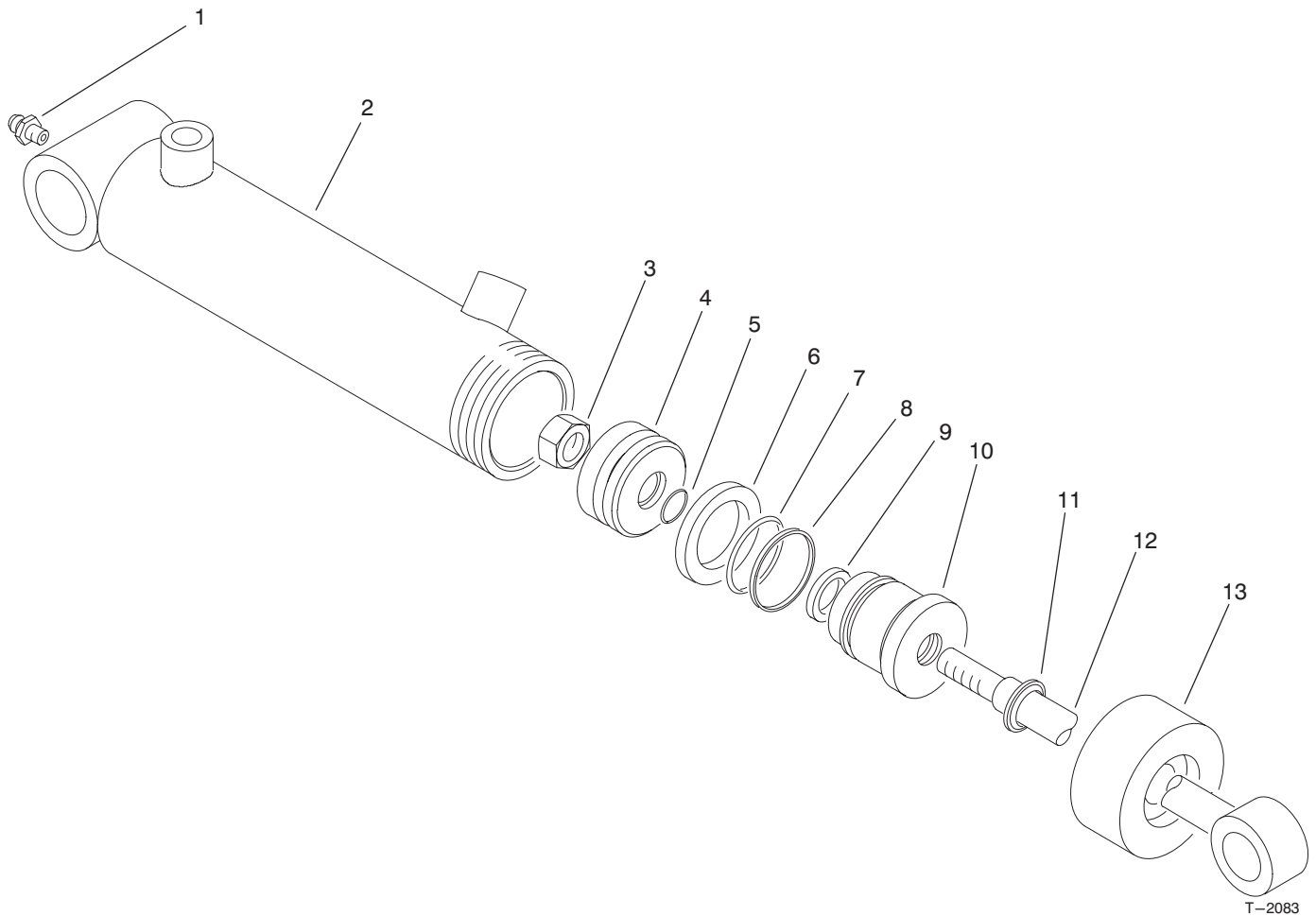
HYDRAULIC CYLINDER NO. 93-7555

Ref. No.	Part No.	Description	No. Used
1	302-5	Fitting - Grease	1
†2		Assembly - Barrel	1
3	32152-10	Nut - Lock	1
4	70-2780	Piston	1
†5		O-Ring	1
†6		Seal - Special	1
†7		O-Ring	1
†8		Backup	1

Ref. No.	Part No.	Description	No. Used
†9		Seal - Rod	1
10	93-7990	Head	1
†11		Seal - Dust	1
12	94-2644	Shaft With Clevis	1
13	93-7991	Collar	1
*	86-7330	Kit - Seal Repair (Incl. Ref. #5-9, & 11)	1

†Not Serviced Separately.

*Not Illustrated



T-2083

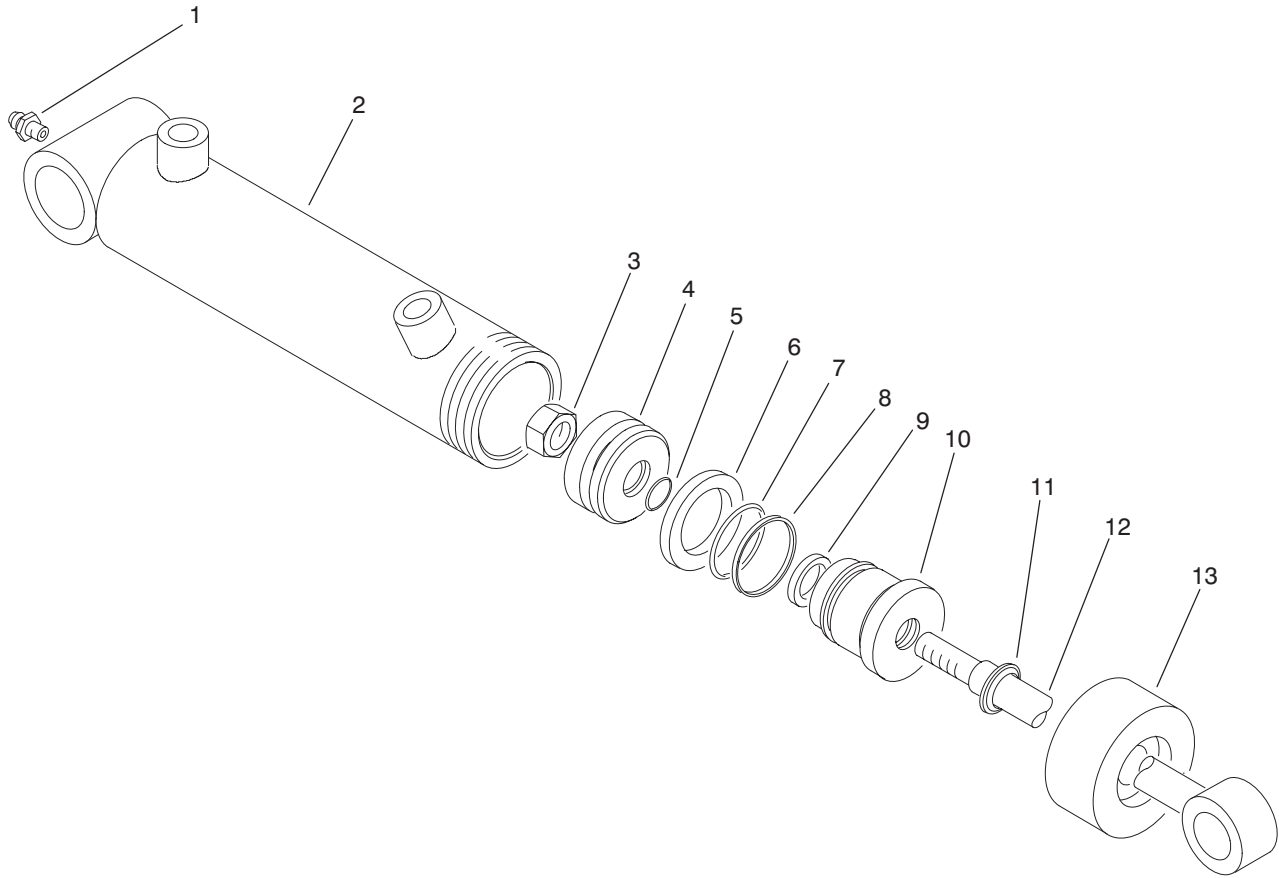
HYDRAULIC CYLINDER NO. 93-7551

Ref. No.	Part No.	Description	No. Used
1	302-5	Fitting - Grease	1
†2		Assembly - Barrel	1
3	32152-10	Nut - Lock	1
4	84-1710	Piston	1
†5		O-Ring	1
†6		Seal - Special	1
†7		O-Ring	1
†8		Backup	1

Ref. No.	Part No.	Description	No. Used
†9		Seal - Rod	1
10	93-7993	Head	1
†11		Seal - Dust	1
12	84-1740	Shaft With Clevis	1
13	93-7994	Collar	1
*	84-1760	Kit - Seal Repair (Incl. Ref. #5-9, & 11)	1

† Not Serviced Separately.

*Not Illustrated



T-2084

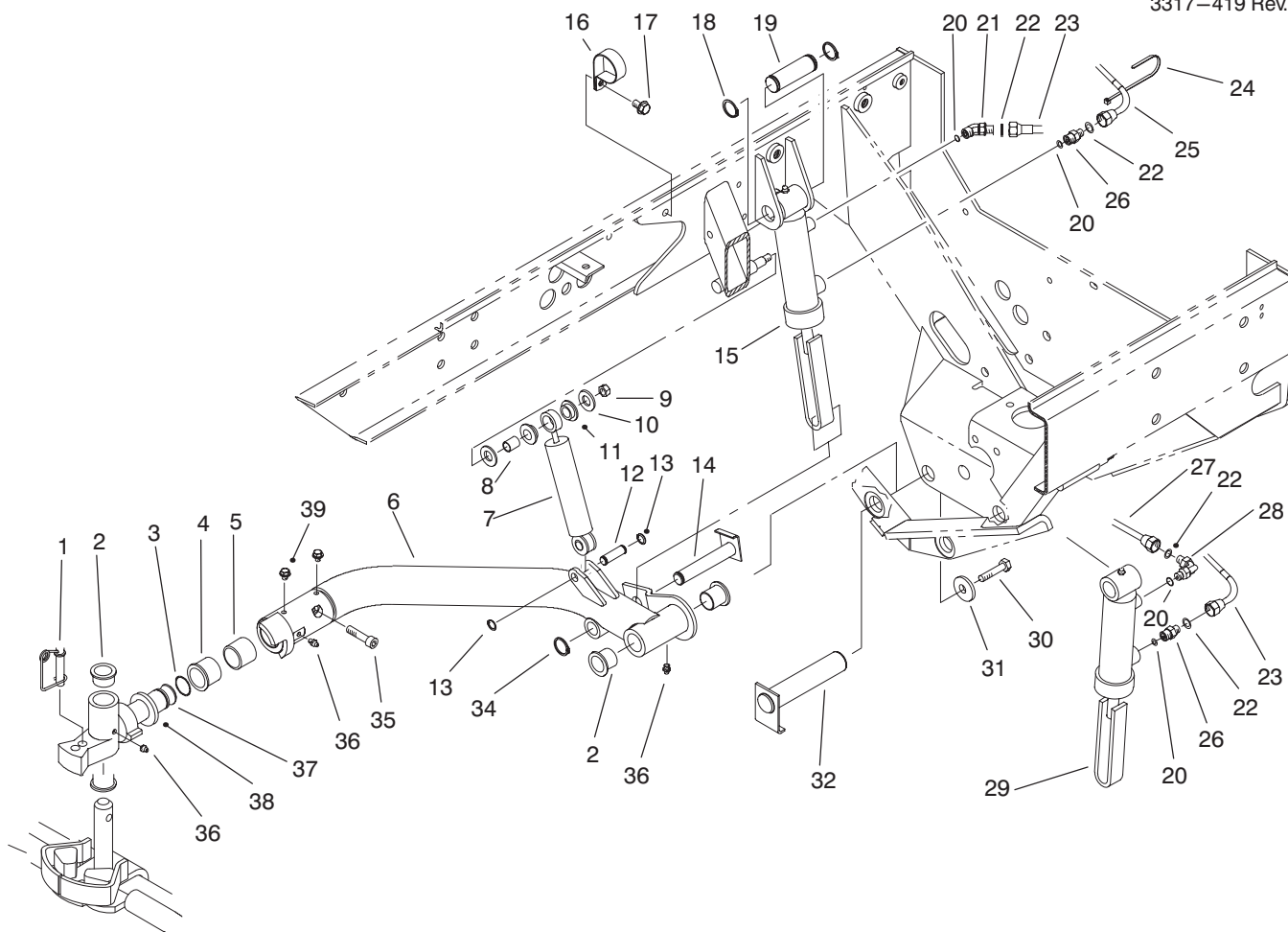
HYDRAULIC CYLINDER NO. 93-2650

Ref. No.	Part No.	Description	No. Used
1	302-5	Fitting - Grease	1
†2		Assembly - Barrel	1
3	32152-10	Nut - Lock	1
4	70-2780	Piston	1
†5		O-Ring	1
†6		Seal - Special	1
†7		O-Ring	1
†8		Backup	1

Ref. No.	Part No.	Description	No. Used
†9		Seal - Rod	1
10	93-7990	Head	1
†11		Seal - Dust	1
12	94-2644	Shaft With Clevis	1
13	93-7991	Collar	1
*	86-7330	Kit - Seal Repair (Incl. Ref. #5-9, & 11)	1

† Not Serviced Separately.

*Not Illustrated



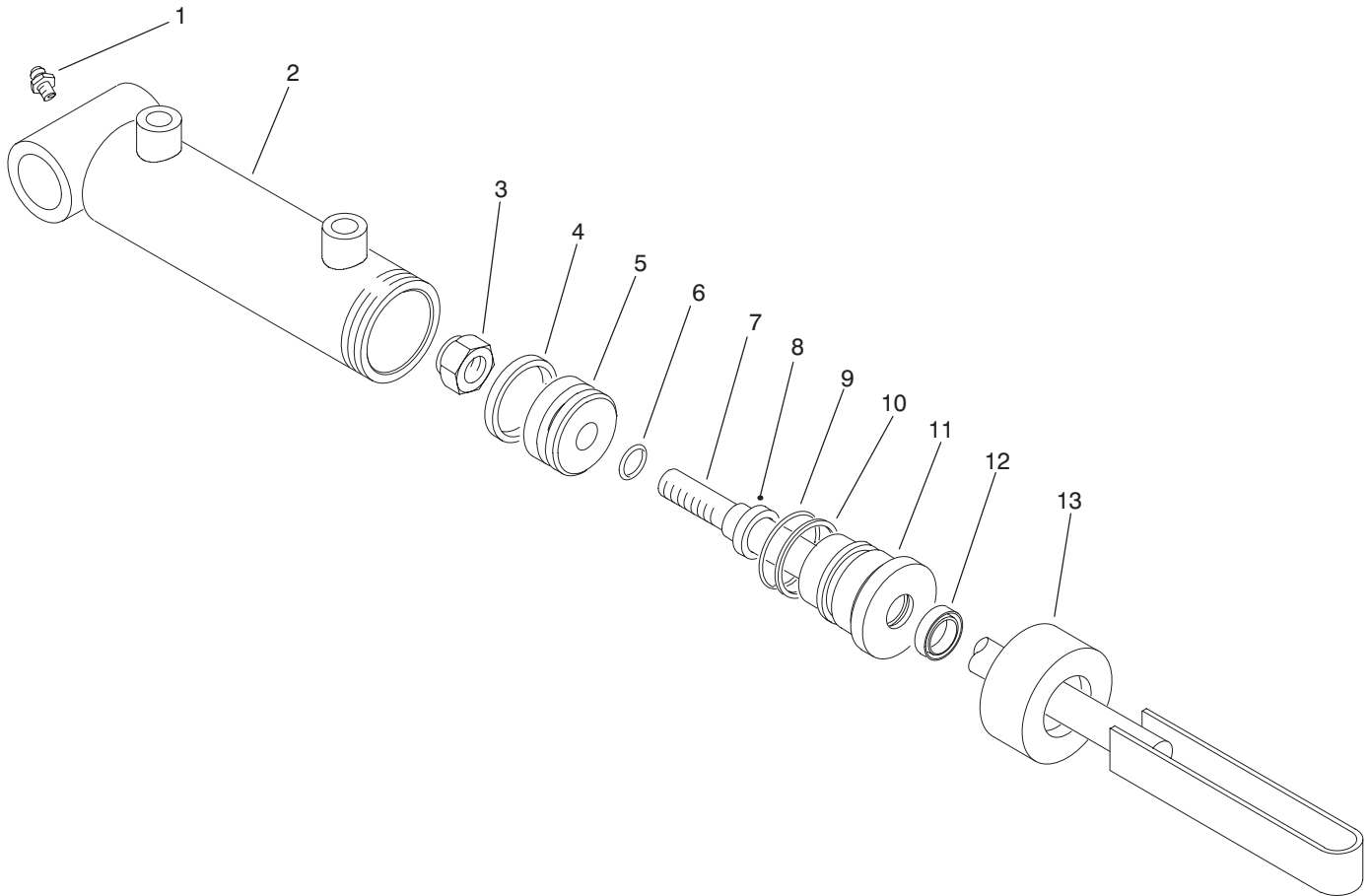
T-2085A

REAR LIFT ARM ASSEMBLY

Ref. No.	Part No.	Description	No. Used
1	93-9161	Pin	2
2	93-7408	Bushing - Flange	8
3	93-7524	O-Ring	2
4	93-7561	Bushing - Flange	2
5	93-7409	Bushing	2
6	93-9192	Lift Arm - #3	1
*	93-9191	Lift Arm - #2	1
7	93-4224	Absorber - Shock	2
8	256-172	Bushing	4
9	33025-00	Nut	2
10	69-8980	Washer - Flat	4
11	94-1430	Bushing - Flange	8
12	93-4246	Pin - Shock	2
13	32151-61	Ring - Retaining	4
14	92-7456	Pin	2
15	92-7420	Assy. - Cylinder, Hyd. #3	1
16	2412-96	Clamp-R	1
17	32144-11	Screw - Self Tapping	1
18	32151-36	Ring - Retaining	4
19	92-7548	Pin - Cylinder	2
20	237-78	O-Ring	4

Ref. No.	Part No.	Description	No. Used
21	340-103	Fitting - Hydraulic 45° (Incl. Ref. #20 & 22)	1
22	237-21	O-Ring	4
23	92-7636	Assembly - Hose	1
24	3290-378	Tie - Cable	2
25	92-7638	Assembly - Hose	1
26	340-92	Fitting - Hydraulic (Incl. Ref. #20 & 22)	2
27	92-7639	Assembly - Hose	1
28	340-132	Fitting - Hydraulic 90° (Incl. Ref. #20 & 22)	1
29	92-7421	Assy. - Cylinder, Hyd. LH	1
30	33105-040	Screw - HHF	2
31	53-6380	Washer - Flat	2
32	93-9189	Pin	2
34	32120-93	Ring - Retaining	2
35	93-4234	Screw - Socket Hd.,	2
36	302-5	Fitting - Grease	6
37	93-9181	Knuckle - Pivot	2
38	94-1427	Washer - Thrust	2
39	33114-010	Screw - HH	4

*Not Illustrated



T-2086

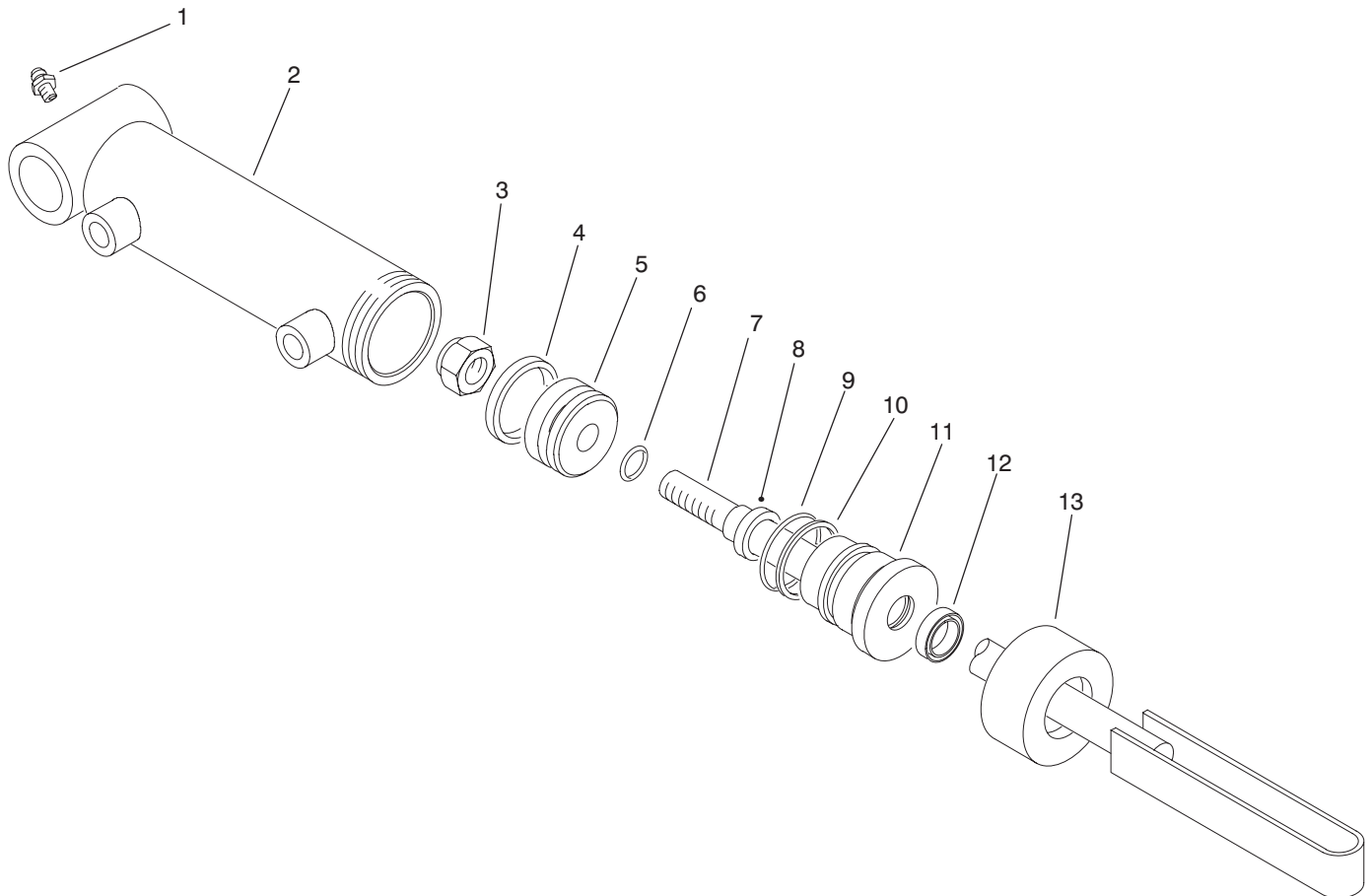
HYDRAULIC CYLINDER NO. 92-7420

Ref. No.	Part No.	Description	No. Used
1	302-5	Fitting - Grease	1
2	93-7992	Asm. - Barrel	1
3	32152-10	Nut	1
†4		Uni-ring	1
5	70-2780	Piston	1
†6		O-Ring	1
7	93-7989	Shaft W/Clevis	1
†8		Seal - Rod	1

Ref. No.	Part No.	Description	No. Used
9		O-Ring	1
†10		Backup	1
11	93-7990	Head	1
†12		Seal - Dust	1
13	93-7991	Collar	1
*	86-7330	Seal repair Kit (Incl. Ref. #4, 6, 8-10 & 12)	1

*Not Illustrated

† Not Serviced Separately.



T-2087

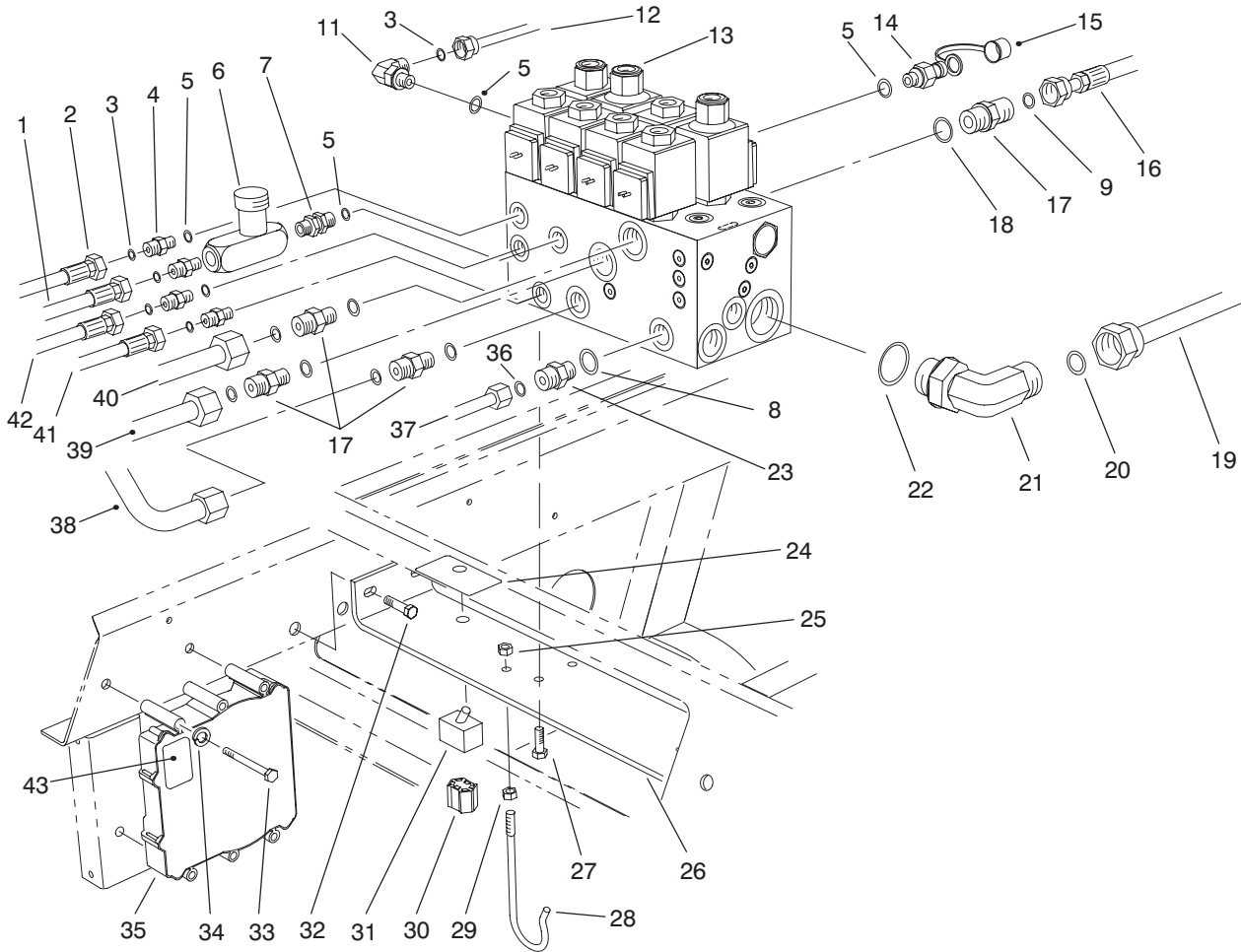
HYDRAULIC CYLINDER NO. 92-7421

Ref. No.	Part No.	Description	No. Used
1	302-5	Fitting - Grease	1
2	93-7995	Asm. - Barrel	1
3	32152-10	Nut	1
†4		Uni-ring	1
5	84-1710	Piston	1
†6		O-Ring	1
7	93-7989	Shaft W/Clevis	1
†8		Seal - Rod	1

Ref. No.	Part No.	Description	No. Used
9		O-Ring	1
†10		Backup	1
11	93-7993	Head	1
†12		Seal - Dust	1
13	93-7994	Collar	1
*	84-1760	Seal repair Kit (Incl. Ref. #4, 6, 8-10 & 12)	1

*Not Illustrated

†Not Serviced Separately.

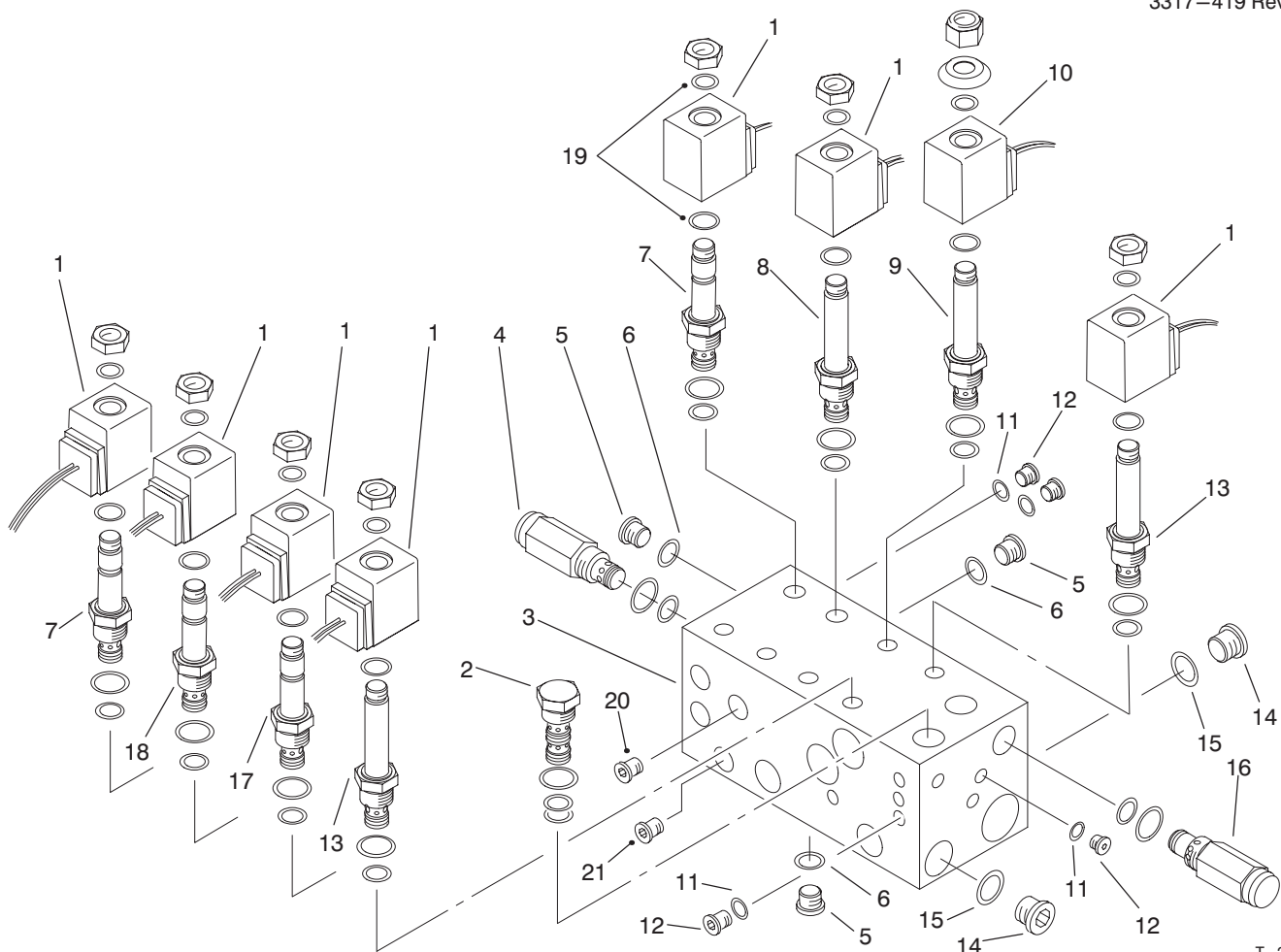


T-2088A

FRONT HYDRAULIC CONTROL BLOCK & HOSES

Ref. No.	Part No.	Description	No. Used
1	82-6490	Assembly - Hose	1
2	92-7562	Assembly - Hose	1
3	237-21	O-Ring	5
4	340-92	Fitting - Hydraulic (Incl. Ref. #3 & 5)	4
5	237-78	O-Ring	8
6	93-7489	Valve - Control, Flow	1
7	93-7597	Fitting - SAE (Incl. Ref. #5)	1
8	237-42	O-Ring	1
9	237-30	O-Ring	4
11	340-132	Fitting - Hydraulic 90° (Incl. Ref. #3 & 5)	1
12	92-7591	Assembly - Tube	1
13	92-7418	Assembly - Block, Control	1
14	354-77	Fitting - Quick Connect (Incl. Ref. #5)	1
15	354-79	Cap - Fitting	1
16	92-7491	Assembly - Hose	1
17	340-4	Fitting - Hydraulic (Incl. Ref. #9 & 18)	4
18	237-79	O-Ring	4
19	92-7557	Assembly - Tube	1
20	237-65	O-Ring	1
21	340-139	Fitting - Hydraulic 90° (Incl. Ref. #20 & 22)	1

Ref. No.	Part No.	Description	No. Used
22	237-81	O-Ring	1
23	340-2	Adapter - Hydraulic (Incl. Ref. #8 & 36)	1
24	93-9197	Decal - Switch, Backlap	1
24	93-1264	Decal - Switch, Backlap (Europe)	1
25	3296-29	Nut - Lock	1
26	92-7519	Bracket - Block, Manifold	1
27	33104-016	Screw - Hex. Hd. Flange	4
28	93-7970	Form - Wire, Hose Mount	1
29	3217-6	Nut - Jam	1
30	94-3090	Harness - Wire, Main	1
31	93-7487	Switch - Toggle	1
32	3234-17	Screw - Flange Hd.	4
33	321-15	Screw - HH	3
34	3253-3	Washer - Lock	3
35	92-5720	Controller - Solid State	1
36	237-22	O-Ring	1
37	93-4222	Assy. - Tube, Drain Return	1
38	94-1446	Asm. - Tube, Steering Ret.	1
39	93-4217	Assembly - Tube	1
40	93-4216	Assembly - Tube	1
41	92-7565	Assembly - Hose	1
42	92-7564	Assembly - Hose	1
43	93-8053	Decal - ECU Label (Europe)	1



T-2089B

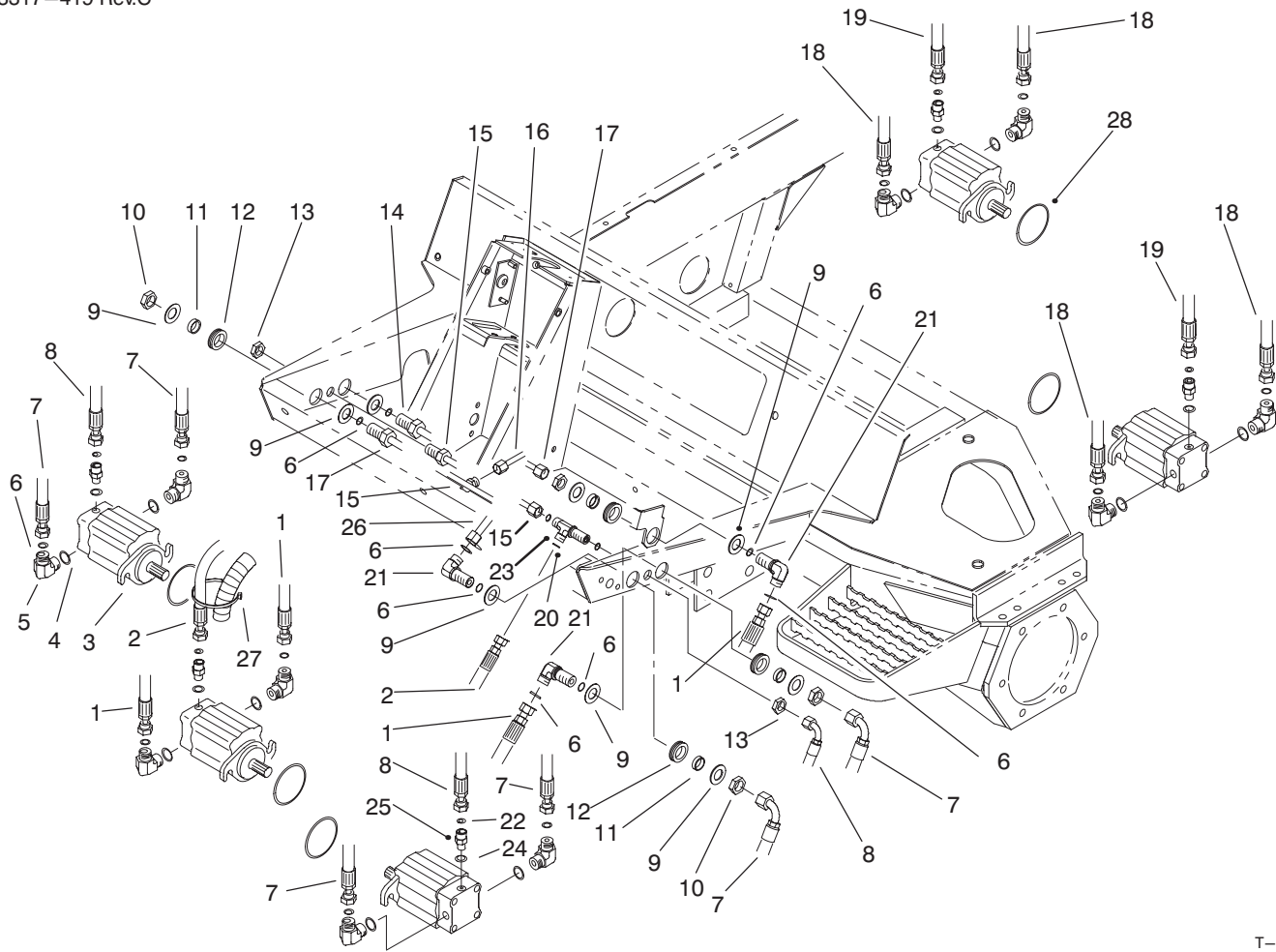
CONTROL BLOCK ASSEMBLY NO. 92-7418

Ref. No.	Part No.	Description	No. Used
1	88-9190	Solenoid - 20 Watt	7
2	93-7491	Cartridge - Pilot Check (Use Seal Kit 69-4260)	1
†3		Block - Manifold, Front	1
4	93-7492	Cartridge - Relief 2300 psi (Use Seal Kit 75-2080)	1
5	353-990	Plug (Incl. Ref. #6)	10
6	237-78	O-Ring	10
7	88-6990	Cartridge - N.C. (Use Seal Kit 75-2080)	2
8	92-3071	Solenoid (Use Seal Kit 69-4260)	1
9	88-6970	Cartridge - N.O. (Use Seal Kit 75-2080)	1
10	88-9200	Solenoid - 28 Watt	1
11	237-156	O-Ring	10
12	353-991	Plug (Incl. Ref. #11)	10

Ref. No.	Part No.	Description	No. Used
13	93-7494	Cartridge - N.O. Poppet (Use Seal Kit 75-2080)	2
14	353-989	Plug (Incl. Ref. #15)	5
15	237-42	O-Ring	5
16	75-0920	Cartridge - Relief 3000 psi (Use Seal Kit 75-2080)	1
17	88-6980	Cartridge - N.O. Poppet (Use Seal Kit 75-2080)	1
18	92-6315	Cartridge - N.C. Poppet (Use Seal Kit 75-2080)	1
19	94-5438	Seal - Solenoid	16
20		Plug - Orifice	1
21		Plug - Orifice	1
*	75-2080	Seal Kit	7
*	69-4260	Seal Kit	2

*Not Illustrated

†Not Serviced Separately

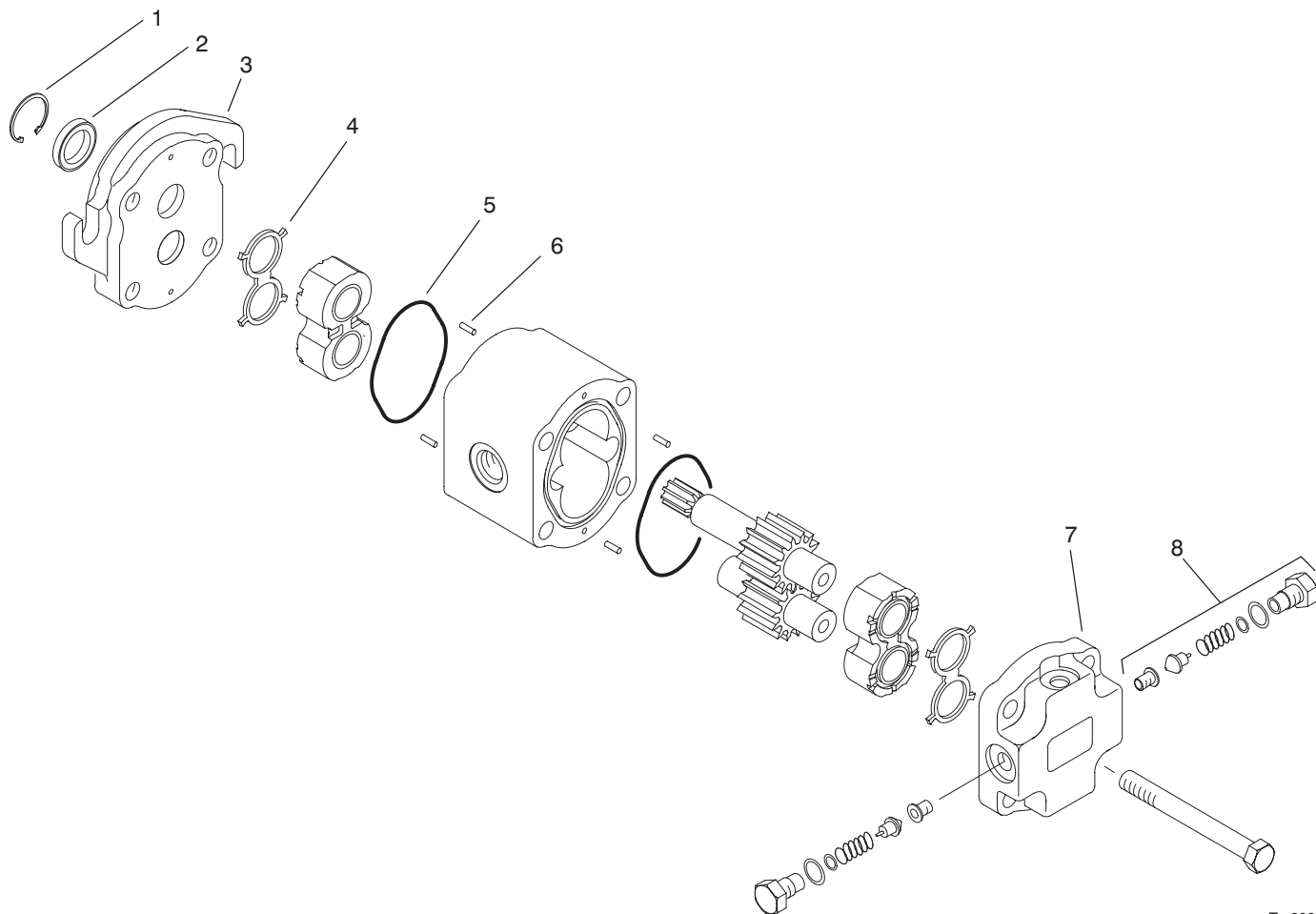


T-2090

REEL MOTORS & HOSES

Ref. No.	Part No.	Description	No. Used
1	92-7556	Assembly - Hose	2
2	92-7560	Assembly - Hose	1
3	92-7387	Motor - Hydraulic	5
4	237-79	O-Ring	10
5	340-98	Fitting - Hydraulic 90° (Incl. Ref. #4 & 6)	10
6	237-30	O-Ring	18
7	92-7555	Assembly - Hose	4
8	92-7559	Assembly - Hose	2
9	69-8930	Washer	10
10	340-127	Nut - Bulkhead	5
11	69-8960	Spacer	5
12	240-5	Grommet	5
13	340-70	Nut - Bulkhead	2
14	93-4216	Assembly - Tube (Incl. Ref. #6)	1
15	93-4223	Assy. - Tube, Front Drain (Incl. Ref. #20)	1

Ref. No.	Part No.	Description	No. Used
16	93-4222	Assy. - Tube, Drain Return	1
17	93-4219	Assy. - Tube, #1 Bulkhead (Incl. Ref. #6)	1
18	92-7649	Assembly - Hose	4
19	93-4201	Assembly - Hose	2
20	237-22	O-Ring	3
21	93-9151	Fitting - Hydraulic 90° (Incl. Ref. #6)	3
22	237-21	O-Ring	5
23	340-68	Fitting - Hydraulic, Tee (Incl. Ref. #20)	1
24	237-78	O-Ring	5
25	340-92	Fitting - Hydraulic (Incl. Ref. #22 & 24)	5
26	93-4217	Assembly - Tube	1
27	3290-378	Tie - Cable	1
28	93-9783	O-Ring	10



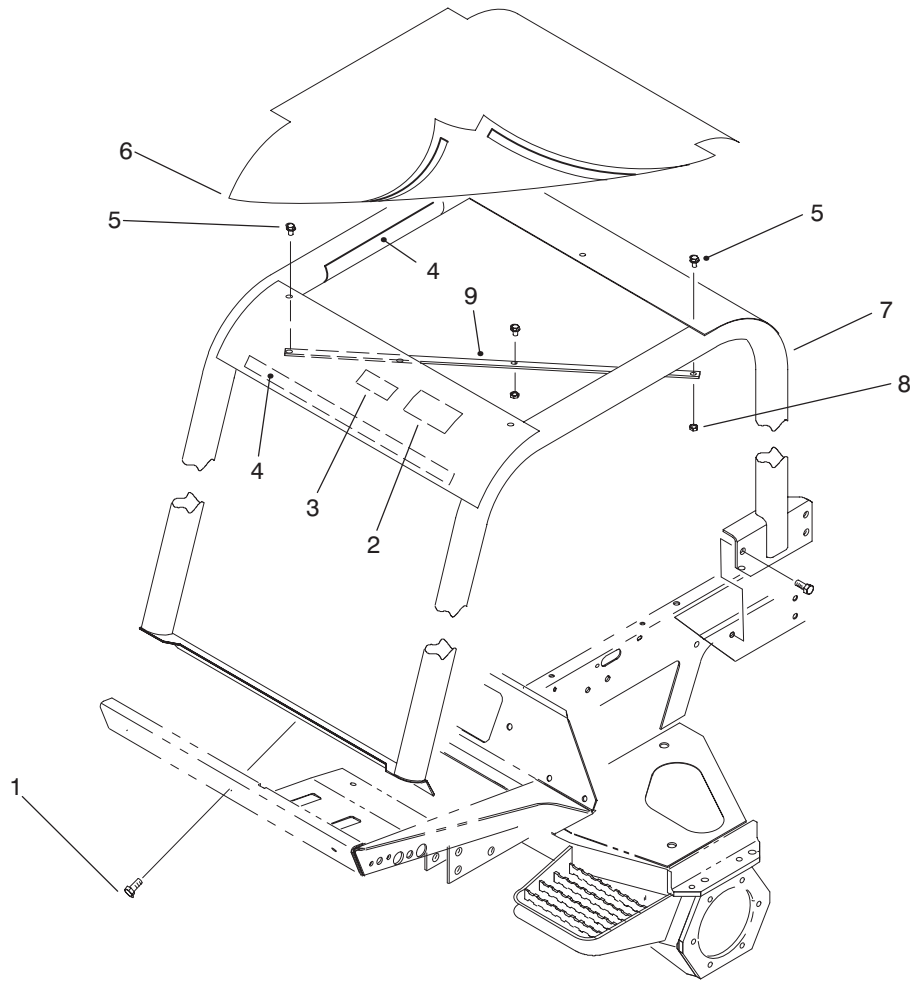
T-2091

REEL MOTOR NO. 92-7387 ASSEMBLY

Ref. No.	Part No.	Description	No. Used
1		Ring – Retaining	1
2		Seal – Shaft	1
3		Flange	1
4		E-Seal	2
5		O-Ring	2
6		Pin – Dowel	4
7		Block – Valve (Incl. Ref. #8)	1

Ref. No.	Part No.	Description	No. Used
8		Valve – Adjusting	2
*	93-9152	Kit – Flange (Incl. Ref. #1-3 & 6)	1
*	93-9153	Kit – Seal (Incl. Ref. #1, 2, 4 & 5)	1
*	93-9154	Kit – Valve Block (Incl. Ref. #6 & 7)	1

*Not Illustrated



T-2092

ROLL OVER PROTECTION SYSTEM (ROPS)

Ref. No.	Part No.	Description	No. Used
1	33106-035	Screw - HHF	3
2	83-7430	Decal - Danger	1
2	93-8050	Decal - Warning (Europe)	1
3	92-7540	Decal - ROPS	1
3	93-8073	Decal - Blank (Europe)	1
4	93-9157	Velcro	4

Ref. No.	Part No.	Description	No. Used
5	33104-030	Screw - HHF	5
6	93-9160	Cover - ROPS	1
7	94-2643	Frame - ROPS (Incl. Ref. #2-4)	1
8	33024-00	Nut - Lock	5
9	93-9159	Strap - Cover	2

TORO PART NUMBER INDEX

3317-419 Rev.C

Part No.	Description	Pg. No.	Ref. No.	Qty.	Part No.	Description	Pg. No.	Ref. No.	Qty.
3-3251	Spring – Brake, Park	3	32	1	66-2920	Washer – Nylon	7	1	2
3-6498	Washer – Thrust	64	30	6	66-3160	Screw	32	11	4
5-0652	Spacer	5	47	1	66-3240	Cap – Radiator (Europe)	49	22	1
21-4191	Assembly – Seat Belt	6	4	1	66-4190	Spring	7	12	1
21-9260	Cover – Dust	3	12	1	66-8121	Standpipe	16	7	1
27-2360	Switch – Ignition	12	43	1	66-8520	Bumper – Down-stop	8	17	2
36-3400	Decal – Warning	64	5	2	66-8530	Adjuster	8	16	1
37-8771	Bolt – Shoulder	31	33	2	66-8560	Nut – Push	8	11	4
44-2210	Assembly – Light, Warning	3	24	1	66-8610	Weldment – Lower	8	10	1
46-0330	Nut-Hex	47	1	2	66-9290	Spacer	8	15	6
46-6550	Fitting – Connector	16	8	1	66-9770	Seal	4	28	1
46-6560	Bushing	16	9	2	66-9780	Bushing	4	29	1
46-8091	Screw – Tapping	1	14	2	66-9860	Upper Cover & Jacket	4	37	1
48-7570	Screw – Cap Hex. Hd.	32	9	3	66-9870	Plate – Retaining	4	38	1
48-7610	Screw – Cap Hex. Hd.	32	46	3	66-9880	Washer – Retaining Plate	4	39	1
48-7620	Screw	1	23	3	66-9890	Ring – Retaining	4	40	1
48-7620	Screw	11	36	3	66-9900	Shaft – Input	4	41	1
48-7700	Screw – Cap Hex. Hd.	37	38	3	66-9970	Spring Kit	4	*	1
48-7700	Screw – Hex. Hd.	32	45	6	66-9980	Seal Kit	4	*	1
48-7730	Screw – Hex. Hd. Flange	15	5	6	66-9990	Needle Roller Kit	4	*	1
48-7780	Screw – Hex. Hd.	32	42	3	67-7160	Block – Fuse	12	48	2
48-7810	Screw – Cap Hex. Hd.	32	10	3	68-5140	Cap – Wheel, Steering	3	14	1
48-7810	Screw-Mounting	47	5	3	68-5370	Decal – Toro	3	15	1
48-7840	Screw – Cap Hex. Hd.	32	5	1	68-6150	Breather – Air	15	4	1
48-7880	Nut	32	24	3	68-9420	Washer – Lock	40	4	6
48-7880	Nut	7	29	1	68-9420	Washer – Lock	36	34	5
48-7890	Nut	7	30	1	69-2970	Cap – Hub	59	33	2
48-7930	Nut – Hex.	32	28	2	69-2980	Seal – Inner	59	22	2
48-9460	Screw – Cap Hex. Hd.	36	35	2	69-3020	Latch – Draw	31	34	2
48-9470	Screw	32	4	1	69-4260	Seal Kit	63	*	1
49-2040	Screw – Cap Hex. Hd.	7	2	1	69-4260	Seal Kit	73	*	2
49-2640	Seal – Shaft	27	11	1	69-6470	Bushing – Flange	59	18	4
49-6440	Pedal – Accelerator	5	15	1	69-8890	Cap – Spindle	59	15	2
52-1320	Decal – Fuel, Diesel	2	34	1	69-8900	Spacer	52	59	1
52-5910	Ring – Retaining	7	25	1	69-8910	Washer	52	58	2
53-6380	Washer – Flat	69	31	2	69-8920	Washer	18	10	4
53-6380	Washer – Flat	65	57	2	69-8920	Washer	18	10	6
53-9681	Mount – Rubber	32	3	3	69-8930	Washer	74	9	10
55-1930	Nut – Lock	60	2	1	69-8930	Washer	61	16	8
56-6710	O-Ring	27	1	6	69-8950	Spacer	18	12	2
56-7972	Clamp – Tube	61	8	2	69-8950	Spacer	18	12	3
56-7973	Clamp	3	54	6	69-8960	Spacer	74	11	5
56-7973	Clamp – Tube	61	34	10	69-8960	Spacer	61	18	4
59-9740	Latch – Draw	1	12	1	69-8980	Washer – Flat	69	10	4
60-5700	Spring – Compression	5	43	1	69-8980	Washer – Flat	64	17	12
60-5890	Washer	27	12	1	70-1480	Relay	7	27	1
60-6700	Screw – Cap Hex. Hd.	64	4	6	70-2780	Piston	66	4	1
61-2790	Filler – Screen	16	24	1	70-2780	Piston	68	4	1
61-2790	Filter – Screen	15	9	1	70-2780	Piston	70	5	1
62-2170	Washer – Thrust	59	17	4	71-4580	Clutch – Roller	51	15	1
62-5550	Decal – Toro	1	1	1	71-4590	Washer – Thrust	51	16	2
62-7650	Gasket	16	17	1	72-3560	Decal – 4WD (Model 03801)	2	29	1
63-7622	Hose – Fuel	49	15	1	74-0720	Tube – Manual	6	16	1
63-7627	Hose – Fuel	16	4	1	74-3410	Assembly – Radiator	31	20	1
63-7627	Hose – Fuel	32	27	1	74-3650	Fan – Engine	32	32	1
63-7640	Sender – Fuel	16	18	1	74-5500	Bolt – Wheel	51	36	10
63-7880	Pin – Latch, Brake	5	31	1	74-5621	Axle – 4WD	51	32	1
63-7900	Rack	3	1	1	74-5700	Bearing – Needle	51	30	1
63-8360	Key – Ignition	11	35	1	74-5760	PCV Valve	33	46	1
63-8410	Washer – Flat	16	14	3	74-5940	Assembly – Rod, Tie	59	47	1
63-8410	Washer – Flat	15	27	3	74-5950	Latch – Swell	1	24	3
63-9920	Decal – EEC 105 DBA	7	15	1	74-5950	Latch – Swell	11	30	1
65-5100	Handle – Hood	1	11	1	74-6490	Hose – Water Line	32	40	2
66-1930	nut – Lock	58	11	1	74-6540	Tappet – Valve	36	14	8
66-1940	Piston	58	4	1	74-6550	Cup – Upper Valve Spring	35	11	8

*Not Illustrated

TORO PART NUMBER INDEX (Cont.)

Part No.	Description	Pg. Ref. No. No. Qty.	Part No.	Description	Pg. Ref. No. No. Qty.
74-6560	Spring - Valve	35 10 8	74-7210	Insert - Valve (3.850mm)	36 * 8
74-6570	Cup - Lower Valve Spring	35 9 8	74-7220	Insert - Valve (3.925mm)	36 * 8
74-6580	Insert - Valve (1.650mm)	35 13 8	74-7230	Insert - Valve (4.000mm)	36 * 8
74-6590	Insert - Valve (1.725mm)	35 * 8	74-7240	Collar - Split	35 12 16
74-6600	Insert - Valve (1.800mm)	35 * 8	74-7260	Bolt - Head	36 29 10
74-6610	Insert - Valve (1.900mm)	35 * 8	74-7270	Washer - Flat	36 28 10
74-6620	Insert - Valve (1.975mm)	35 * 8	74-7300	Pan - Oil	33 23 1
74-6630	Insert - Valve (2.050mm)	35 * 8	74-7310	Plug - Threaded	33 20 1
74-6640	Insert - Valve (2.125mm)	35 * 8	74-7320	Gasket	33 19 1
74-6650	Insert - Valve (2.225mm)	35 * 8	74-7330	Screw - Cap Hex. Hd.	33 25 23
74-6660	Insert - Valve (2.250mm)	35 * 8	74-7380	Gasket - Oil Pan	33 21 1
74-6670	Insert - Valve (2.275mm)	35 * 8	74-7400	Tube	37 41 1
74-6680	Insert - Valve (2.300mm)	35 * 8	74-7420	Ball	37 45 4
74-6690	Insert - Valve (2.325mm)	35 * 8	74-7430	Chamber - Turbulence	37 46 4
74-6700	Insert - Valve (2.350mm)	35 * 8	74-7440	Chamber - Turbulence	37 * 4
74-6710	Insert - Valve (2.375mm)	35 * 8	74-7450	Seat - Intake Valve	37 48 4
74-6720	Insert - Valve (2.400mm)	35 13 8	74-7460	Seat - Intake Valve	37 * 4
74-6730	Insert - Valve (2.425mm)	35 * 8	74-7480	Valve - Intake	37 49 4
74-6740	Insert - Valve (2.450mm)	35 * 8	74-7530	Gasket - Head (1.61 mm)	37 53 1
74-6750	Insert - Valve (2.475mm)	35 * 8	74-7540	Gasket - Head (1.73 mm)	37 * 1
74-6760	Insert - Valve (2.500mm)	35 * 8	74-7560	Washer - Spring	36 16 3
74-6770	Insert - Valve (2.525mm)	35 * 8	74-7600	Plug	35 4 4
74-6780	Insert - Valve (2.550mm)	35 * 8	74-7630	Gasket - Valve Cover	36 18 1
74-6790	Insert - Valve (2.575mm)	35 * 8	74-7640	Cover - Valve	36 19 1
74-6800	Insert - Valve (2.600mm)	35 * 8	74-7650	Washer - Flat	36 20 3
74-6810	Insert - Valve (2.625mm)	35 * 8	74-7670	Head Bolt & Washer Set	37 * 1
74-6820	Insert - Valve (2.650mm)	35 * 8	74-7770	Hose - Crankcase	33 11 1
74-6830	Insert - Valve (2.675mm)	35 * 8	74-7780	Gasket	33 12 1
74-6840	Insert - Valve (2.700mm)	35 * 8	74-7790	Screw	33 13 1
74-6850	Insert - Valve (2.725mm)	35 * 8	74-7800	Pin	33 14 2
74-6860	Insert - Valve (2.750mm)	35 * 8	74-7810	Gasket - Plate	33 15 1
74-6870	Insert - Valve (2.775mm)	35 * 8	74-7820	Plate	33 16 1
74-6880	Insert - Valve (2.800mm)	35 * 8	74-7840	Plug	37 42 2
74-6890	Insert - Valve (2.825mm)	35 * 8	74-7840	Plug - 27 mm Dia.	33 18 8
74-6900	Insert - Valve (2.850mm)	35 * 8	74-7840	Plug - 27 mm Dia.	36 33 2
74-6910	Insert - Valve (2.875mm)	35 * 8	74-7850	Gasket	33 24 2
74-6920	Insert - Valve (2.900mm)	35 * 8	74-7930	Screw - Bearing Cap	33 27 10
74-6930	Insert - Valve (2.925mm)	35 * 8	74-7940	Bushing - Spring	33 28 1
74-6940	Insert - Valve (2.950mm)	35 * 8	74-7950	Screw - Plate	33 29 6
74-6950	Insert - Valve (2.975mm)	35 * 8	74-7960	Stud - Filter	33 30 1
74-6960	Insert - Valve (3.000mm)	35 * 8	74-7970	Filter - Oil	33 31 1
74-6970	Insert - Valve (3.025mm)	35 * 8	74-7990	Pin	34 16 1
74-6980	Insert - Valve (3.050mm)	36 13 8	74-7990	Pin - Spring	33 33 4
74-6990	Insert - Valve (3.075mm)	36 * 8	74-8000	Plug	33 34 2
74-7000	Insert - Valve (3.100mm)	36 * 8	74-8010	Guide - Dipstick	33 35 1
74-7010	Insert - Valve (3.125mm)	36 * 8	74-8030	Pin - Spring	33 37 1
74-7020	Insert - Valve (3.150mm)	36 * 8	74-8040	Plug - Drain	33 38 1
74-7030	Insert - Valve (3.150mm)	36 * 8	74-8080	Washer	34 2 1
74-7040	Insert - Valve (3.175mm)	36 * 8	74-8100	Gear - Pinion	34 4 1
74-7050	Insert - Valve (3.225mm)	36 * 8	74-8110	Sprocket - Oil Pump	34 5 1
74-7060	Insert - Valve (3.250mm)	36 * 8	74-8120	Key - Woodruff	34 6 2
74-7070	Insert - Valve (3.275mm)	36 * 8	74-8140	Cover	34 9 1
74-7080	Insert - Valve (3.300mm)	36 * 8	74-8150	Gasket - Cover	34 10 1
74-7090	Insert - Valve (3.325mm)	36 * 8	74-8170	Bearing Set (Std.)	34 12 2
74-7100	Insert - Valve (3.350mm)	36 * 8	74-8180	Bearing Set (.30mm OS)	34 * 2
74-7110	Insert - Valve (3.375mm)	36 * 8	74-8200	Thrust Bearing Set	34 * 2
74-7120	Insert - Valve (3.400mm)	36 * 8	74-8210	Thrust Bearing Set	34 * 2
74-7130	Insert - Valve (3.425mm)	36 * 8	74-8220	Thrust Bearing Set	34 * 2
74-7140	Insert - Valve (3.450mm)	36 * 8	74-8230	Crankshaft	34 14 1
74-7150	Insert - Valve (3.475mm)	36 * 8	74-8240	Seal	34 15 1
74-7160	Insert - Valve (3.500mm)	36 * 8	74-8260	Flywheel	34 34 1
74-7170	Insert - Valve (3.550mm)	36 * 8	74-8270	Pin	34 18 3
74-7180	Insert - Valve (3.625mm)	36 * 8	74-8280	Screw - Cap Hex. Hd.	34 19 8
74-7190	Insert - Valve (3.700mm)	36 * 8	74-8290	Seal - #1 Bearing Cap	34 20 2
74-7200	Insert - Valve (3.775mm)	36 * 8	74-8300	Clip - Piston Pin	34 21 8

*Not Illustrated

TORO PART NUMBER INDEX (Cont.)

Part No.	Description	Pg. Ref. No. No. Qty.	Part No.	Description	Pg. Ref. No. No. Qty.
74-8310	Pin - Piston	34 22 4	75-5810	Box - Tool	2 30 1
74-8320	Piston Ring Set - 0.20 mm	34 * 4	75-5890	Hose	64 9 1
74-8330	Piston Ring Set - 0.50 mm	34 * 4	75-6370	Cap - Sensor	64 37 1
74-8340	Piston Ring Set - 0.80 mm	34 * 4	75-6490	Lever	5 22 1
74-8380	Bearing - Connecting Rod	34 27 4	75-6510	Bracket - Lever	5 20 1
74-8400	Bolt - Connecting Rod	34 28 8	75-6550	Disc - Friction	5 19 1
74-8420	Piston Set - Stage #1	34 29 1	75-6580	Cable - Pedal	5 7 1
74-8430	Piston Set - Stage #2	34 * 1	75-6710	Decal - Fast/Slow	5 23 1
74-8440	Piston Set - Stage #3	34 * 1	75-6820	Hour Meter	12 51 1
74-8610	Pin	44 7 2	75-6840	Knob - Knurled	2 41 8
74-8610	Pin	46 8 2	76-1910	Shaft - Pivot	8 12 2
74-8630	Bushing - Flange	44 8 1	76-1920	Bushing - Sleeve	8 9 4
74-8650	Journal	44 12 1	76-1930	Knob - Tension Adjustment	8 19 1
74-8670	Union - Inlet	44 13 1	76-1940	Spring - Extension	8 14 2
74-8680	Gasket	44 14 2	76-2940	Bumper - Rubber	8 8 2
74-8710	Washer	44 16 1	76-4260	Bushing	57 3 1
74-8710	Washer - E.T.L.W.	48 9 1	76-4260	Bushing - Sleeve	59 51 2
74-8750	Pipe	45 12 1	76-4910	Stud	44 26 3
74-8770	Plug	45 10 1	76-4930	Washer	44 5 3
74-8830	Belt	38 18 1	76-4940	Gear - Pump, Injection	44 2 1
74-8870	Gasket	44 21 2	76-4950	Nut	44 1 1
74-8900	Washer - Flat	35 7 6	76-4990	Bracket	46 15 1
74-8920	Washer - Copper	27 9 4	76-5000	Screw	46 9 1
74-9100	Pad - Pedal, Forward	5 14 1	76-5010	Washer	38 23 3
74-9110	Pad - Pedal, Reverse	5 17 1	76-5010	Washer - Spring	46 2 1
75-0560	Assembly - Wheel, Steering	3 13 1	76-5010	Washer - Spring	41 7 5
75-0610	Tread - Foot, RH	2 * 1	76-5060	Screw	46 1 1
75-0620	Tread - Foot, LH	2 43 1	76-5070	Oil Pump Assembly	41 1 1
75-0630	Tread - Foot, Center	2 44 1	76-5090	Spring - Piston	41 3 1
75-0920	Cartridge - Relief 3000 psi	63 13 1	76-5100	Bolt - Shoulder	41 5 1
75-0920	Cartridge - Relief 3000 psi	73 16 1	76-5130	Stud	35 6 6
75-1010	Switch	11 20 1	76-5170	Chain - Pump Drive	41 13 1
75-1370	Cable - Battery, Positive	49 9 1	76-5180	Washer - Copper	17 1 4
75-1370	Cable - Battery, Positive	32 17 1	76-5190	Fitting - Adjustable	17 2 2
75-1390	Cover - Access, Front	2 39 1	76-5220	Element - Filter	17 5 1
75-1410	Plate - Access, Floor	2 40 1	76-5260	Relay - Glow Plug	48 1 1
75-1430	Pedal - Brake, RH	5 40 1	76-5260	Relay - Glow Plug	7 28 1
75-1440	Pedal - Brake, LH	5 35 1	76-5290	Washer - Spring	48 4 4
75-1470	Pin - Pivot, Brake	5 46 1	76-5300	Assembly - Filter, Fuel	16 22 1
75-1490	Rod - Brake, Park	3 47 1	76-5300	Assembly - Filter, Fuel	17 3 1
75-2080	Seal Kit	63 * 5	76-5310	Washer - E.T.L.W.	48 7 1
75-2080	Seal Kit	73 * 7	76-5320	Sensor - Water	17 9 1
75-2810	Bracket - Column, Steering	3 11 1	76-5470	Screw	36 17 2
75-2970	Pedal - Traction	5 16 1	76-5500	Screw	43 6 5
75-3000	Suspension - Seat	6 3 1	76-5520	Holder - Injector	45 5 4
75-3270	Hub - Pivot, Traction	5 6 1	76-5530	Gasket - Injector	45 3 4
75-3400	Shaft - Pivot, Seat	6 20 1	76-5540	Plug	45 2 4
75-3420	Lever - Control	11 9 1	76-5570	Washer-Lock	47 2 2
75-3480	Weldment - Upper	8 23 1	76-5590	Sleeve - Spring	47 4 1
75-3510	Bolt - Shoulder	8 26 2	76-5600	Injector	45 9 4
75-3530	Spring - Compression	8 3 1	76-6570	Washer - Thrust	51 6 1
75-3540	Pin - Roll	8 6 1	76-6570	Washer - Thrust	59 55 1
75-3550	Bumper - Seat	8 7 2	76-6910	Kit - Rotating	24 14 1
75-3580	Plate - Mounting, Seat	8 2 1	76-6910	Kit - Rotating	23 16 1
75-3680	Rod - Seat	7 23 1	76-6910	Kit - Rotating	22 17 1
75-3710	Dipstick	15 8 1	76-6930	Shaft - Drive, Straight	24 3 1
75-3860	Fender - LH	2 36 1	76-6950	Race - Thrust	22 5 2
75-4360	Bracket - Suspension, Seat	6 15 1	76-6950	Race - Thrust	23 5 2
75-4370	Bracket - Seat	6 10 1	76-6950	Race - Thrust	24 5 2
75-5190	Decal - No Riders	11 13 1	76-6950	Race - Thrust	29 51 2
75-5190	Decal - No Riders	2 35 1	76-6960	Bearing - Thrust	22 6 1
75-5350	Pin - Cylinder, Slide	64 31 3	76-6960	Bearing - Thrust	23 6 1
75-5740	Box - Control	12 53 1	76-6960	Bearing - Thrust	24 6 1
75-5780	Hinge - Cover	2 47 1	76-6960	Bearing - Thrust	29 52 1
75-5780	Hinge - Cover	12 54 1	76-6970	Insert - Camplate	24 15 1

*Not Illustrated

TORO PART NUMBER INDEX (Cont.)

Part No.	Description	Pg. Ref. No. No. Qty.	Part No.	Description	Pg. Ref. No. No. Qty.
76-6970	Insert - Camplate	23 17 1	76-7600	Bolt - Reamer	55 21 2
76-6970	Insert - Camplate	22 18 1	76-7610	Bolt	55 23 6
76-6980	O-Ring	24 9 1	76-7620	Washer - Lock	55 22 6
76-6980	O-Ring	22 10 1	76-7630	Holder - 25 mm R.H.	56 * 1
76-6980	O-Ring	23 10 1	76-7640	Bolt	56 5 8
76-7000	Ring - Retaining	22 4 2	76-7640	Bolt	56 28 20
76-7000	Ring - Retaining	23 4 2	76-7650	Shaft - Final Drive	56 2 2
76-7000	Ring - Retaining	24 4 2	76-7660	Holder - 20 mm L.H.	56 4 1
76-7000	Ring - Retaining	29 50 2	76-7670	Bearing	56 3 4
76-7010	Ring - Retaining	22 1 1	76-7680	Case - Final Drive	56 8 2
76-7010	Ring - Retaining	23 1 1	76-7690	Nut	53 13 1
76-7010	Ring - Retaining	24 1 1	76-7700	Shim - 0.8 mm	57 25A/R
76-7010	Ring - Retaining	29 55 1	76-7710	Bolt	57 8 2
76-7020	Spacer	24 2 1	76-7720	Nut	57 9 4
76-7100	Housing - Axle A	54 1 1	76-7730	Bushing	56 7 2
76-7110	Plug	54 5 1	76-7740	Seal - Oil	56 6 2
76-7110	Plug	56 26 4	76-7750	Pinion - 15T	56 11 2
76-7120	Seal - Washer	54 6 1	76-7760	Shim - 1.0 mm	57 *A/R
76-7120	Seal - Washer	56 27 4	76-7770	Cover	56 9 2
76-7130	Housing - Axle B	54 3 1	76-7780	Shim - 1.2 mm	57 *A/R
76-7140	Plug	54 9 1	76-7790	Shim - 1.4 mm	57 *A/R
76-7150	Bolt	53 5 3	76-7800	Arm - Drag Link	57 1 1
76-7160	Gear Case Assembly	55 * 1	76-7810	Holder - Bearing	56 19 2
76-7170	Case - Differential	55 3 1	76-7820	Shim - 1.0 mm	57 5A/R
76-7180	Pinion - Mate	55 10 2	76-7830	Shaft - Wheel	56 21 2
76-7190	Gear - Side	55 9 2	76-7840	Gear - Bevel	56 13 2
76-7200	Shaft - Pinion	55 4 1	76-7870	Seal - Oil	56 20 2
76-7210	Washer - Thrust	55 11 2	76-7880	Spacer	56 15 2
76-7220	Washer - Thrust	55 8 2	76-7890	Shim - 0.15 mm	56 14A/R
76-7230	Washer - Lock	55 5 4	76-7900	Shim - 0.2 mm	56 *A/R
76-7240	Ring - Gear	55 2 1	76-7910	Shim - 0.4 mm	56 *A/R
76-7250	Shaft - Drive	55 1 1	76-7920	Ring - Retaining	56 16 2
76-7260	Bolt	55 6 8	76-7930	Ring - Retaining	56 17 2
76-7270	Pin - Spring	55 7 1	76-7940	Arm - Tie Rod	57 2 1
76-7280	Bearing	55 12 2	76-7950	Bushing	57 4 1
76-7290	Shim - 0.1 mm	55 13A/R	76-7960	Fitting - Grease	57 21 2
76-7300	Shim - 0.2 mm	55 *A/R	76-7960	Fitting - Grease	56 30 2
76-7310	Shim - 0.3 mm	55 *A/R	76-7970	Shim - 1.4 mm	57 *A/R
76-7320	Sleeve	53 4 1	76-7980	Shim - 1.2 mm	57 *A/R
76-7330	Bearing	53 1 1	76-7990	Shim - .08 mm	57 *A/R
76-7340	Seal - Oil	53 6 1	76-8000	Bolt	57 6 4
76-7350	Bushing	53 7 1	76-8010	Washer	57 7 2
76-7360	O-Ring	53 10 1	76-8020	Rod - Tie	57 22 1
76-7370	Bearing	53 11 1	76-8030	L.H. Rod End Assembly	57 10 1
76-7380	Washer	53 8 1	76-8040	Nut - L.H.	57 24 1
76-7390	Nut - Lock	53 9 1	76-8050	R.H. Rod End Assembly	57 16 1
76-7400	O-Ring	53 2 2	76-8060	Nut - R.H.	57 23 1
76-7410	Shim - 0.1 mm	53 3A/R	76-8070	Adapter	53 12 1
76-7420	Shim - 0.2 mm	53 *A/R	76-8350	Stop - Axle	59 10 2
76-7430	Shim - 0.4 mm	53 *A/R	76-8350	Stop - Axle, 2WD	51 5 2
76-7450	Bolt - Stud	53 14 1	76-8350	Stop - Axle, 4WD	51 5 4
76-7460	Washer	53 15 1	76-8730	Decal - Torque, Wheel	18 3 2
76-7470	Pipe	54 8 1	76-8750	Plate - Warning	31 15 1
76-7480	Plug - Vent	54 7 1	76-9060	Gauge - Temperature	11 33 1
76-7490	Shaft - Differential	55 14 2	77-2870	Weldment - Hanger	8 18 1
76-7500	Bearing	55 15 4	77-3300	Stud	40 1 6
76-7510	Pinion - 14T	56 10 2	77-3310	Gasket	40 2 2
76-7510	Pinion - 14T	55 17 2	77-3320	Nut - Hex	40 5 6
76-7520	Shim - 0.1 mm	55 16A/R	77-3340	Manifold - Exhaust	40 6 1
76-7530	Shim - 0.2 mm	55 *A/R	77-3400	Camshaft	38 5 1
76-7540	Shim - 0.4 mm	55 *A/R	77-3410	Key	38 4 1
76-7550	Ring - Retaining	55 18 2	77-3420	Gasket	38 3 2
76-7560	Case - Gear	56 1 2	77-3440	Screw	38 1 2
76-7580	Seal - O-Ring	55 19 4	77-3450	Washer	38 2 2
76-7590	Spacer	55 20 2	77-3470	Screw	41 10 1

*Not Illustrated

TORO PART NUMBER INDEX (Cont.)

Part No.	Description	Pg. Ref. No. No.	Qty.	Part No.	Description	Pg. Ref. No. No.	Qty.
77-3490	Screw	41	11 1	92-6315	Cartridge - N.C. Poppet	73	18 1
77-3510	Spring	38	14 1	92-6584	Cylinder - Hydraulic	51	44 1
77-3520	Cup	38	13 1	92-6585	Assembly - Cylinder	59	39 1
77-3600	Plate - Closing	49	47 1	92-6586	Butt & Tube Assembly	58	1 1
77-3620	Retainer - Cover	31	25 2	92-6587	Piston Rod Assembly	58	9 1
77-3700	Gasket - Exhaust, Manifold	32	37 1	92-6588	Gland	58	7 1
77-3790	Plug - Drain	33	26 1	92-6590	Butt & Tube Assembly	60	1 1
77-4000	Shim Set	55	* 1	92-6591	Rod - Piston	60	9 1
77-4020	Shim Set	55	* 1	92-6592	Gland	60	7 1
77-4030	Shim Set	56	* 1	92-6593	Kit - Seal	58	* 1
80-4860	Pin - Clevis	8	1 1	92-6594	Kit - Seal	60	* 1
80-8660	Spacer	61	9 2	92-7374	Shroud - Fan RH	31	10 1
82-3740	Cooler - Oil	31	21 1	92-7375	Shroud - Fan LH	31	44 1
82-5050	Screw - Cap Hex. Hd.	25	26 2	92-7381	Tube - Water, Return	32	41 1
82-5120	Adapter - Pump To Engine	32	47 1	92-7382	Cover - Manifold	32	38 1
82-6490	Assembly - Hose	72	1 1	92-7383	Pump - Piston	25	24 1
82-6490	Assembly - Hose	64	28 1	92-7385	Motor - Planetary	19	38 1
82-8170	Clamp	64	1 6	92-7386	Motor - Hydraulic	51	20 1
82-9060	Adjuster W/Handle	8	13 1	92-7387	Motor - Hydraulic	74	3 5
83-6780	Pin - Cylinder	64	23 2	92-7388	Support - Radiator	31	45 1
83-6790	Pin - Short, Cylinder	64	39 1	92-7393	Support - Filter, Air	49	42 1
83-7430	Decal - Danger	76	2 1	92-7396	Mount - Cable	7	3 1
84-1710	Piston	67	4 1	92-7414	Assembly - Brake, RH	19	50 1
84-1710	Piston	71	5 1	92-7415	Asm - Complete	20	* 1
84-1740	Shaft With Clevis	67	12 1	92-7415	Assembly - Drive, Planetary	18	29 2
84-1760	Kit - Seal Repair	67	* 1	92-7416	Strap - Radiator	31	42 1
84-1760	Seal repair Kit	71	* 1	92-7417	Assembly - Brake, LH	18	28 1
85-4470	Potentiometer	12	52 1	92-7418	Assembly - Block, Control	72	13 1
85-4480	Knob	12	45 1	92-7419	Assembly - Block, Manifold	61	42 1
85-4730	Decal - Hydraulic Oil Only	1	5 1	92-7420	Assy. - Cylinder, Hyd. #3	69	15 1
85-4750	Display - Diagnostic ACE	9	2 1	92-7421	Assy. - Cylinder, Hyd. LH	69	29 1
85-6910	Decal - EEC 86 DBA	7	16 1	92-7422	Tank - Fuel	16	16 1
86-2820	Assembly - Tire & Wheel	52	* 2	92-7423	Tire	18	1 2
86-2990	Mount - Cable, Throttle	32	20 2	92-7424	Hose - Overflow, Radiator	49	25 1
86-5910	Tire	59	28 2	92-7424	Hose - Radiator, Overflow	31	6 1
86-5910	Tire	51	33 2	92-7425	Support - Mount, Engine	32	6 1
86-7330	Kit - Seal Repair	66	* 1	92-7426	Mount - Motor	32	43 1
86-7330	Kit - Seal Repair	68	* 1	92-7429	Mount - Motor, RH	32	14 1
86-7330	Seal repair Kit	70	* 1	92-7455	Plate - Bulkhead	18	16 1
87-5100	Washer - Snubbing	32	2 3	92-7456	Pin	69	14 2
87-6270	Socket - Light	12*	63 4	92-7463	Hose - Radiator, Lower	31	18 1
87-6620	Screw - Torx Pan Hd.	3	26 2	92-7463	Hose - Radiator, Lower	32	36 1
88-0440	Decal - Floor Plate	64	21 1	92-7465	Hose - Suction	15	22 1
88-3670	Piston	60	3 1	92-7465	Hose - Suction	25	40 1
88-6970	Cartridge - N.O.	73	9 1	92-7466	Clutch - Fan	32	31 1
88-6970	Cartridge - No Flow	63	9 1	92-7472	Assembly - Tube, Rear	51	3 1
88-6980	Cartridge - N.C. Poppet	63	10 1	92-7473	Assembly - Tube, Rear	51	4 1
88-6980	Cartridge - N.O. Poppet	73	17 1	92-7473	Assembly - Tube, Rear	18	14 1
88-6990	Cartridge - N.C.	73	7 2	92-7474	Assembly - Tube, Front	18	9 1
88-6990	Cartridge - N.C. Spool	63	7 1	92-7475	Assembly - Tube, Traction	19	51 1
88-9190	Solenoid - 20 Watt	63	1 4	92-7476	Assembly - Tube, Traction	19	48 1
88-9190	Solenoid - 20 Watt	73	1 7	92-7477	Assembly Tube, Motor Drain	18	18 1
88-9200	Solenoid - 28 Watt	63	8 1	92-7478	Assembly - Tube, Motor RH	19	44 1
88-9200	Solenoid - 28 Watt	73	10 1	92-7478	Tube - Motor, RH	15	30 1
92-1180	Assembly - Seat	6	5 1	92-7481	Rim	18	5 2
92-3071	Solenoid	73	8 1	92-7482	Assembly - Wheel	19	* 2
92-5720	Controller - Solid State	72	35 1	92-7483	Nut - Lug	18	4 16
92-5833	Spacer - Ball Joint	59	45 1	92-7484	Assembly - Hose	25	12 1
92-5833	Spacer - Ball Joint	51	46 2	92-7485	Assembly - Hose	18	20 1
92-5835	Assembly - Axle, Rear	59	20 1	92-7485	Assembly - Hose	25	33 1
92-5836	Washer - Axle	52	50 1	92-7486	Assembly - Hose	18	19 1
92-5838	Ball Joint	52	62 1	92-7487	Assembly - Tube	19	42 1
92-5839	Ball Joint	59	38 1	92-7488	Assembly - Hose	19	43 1
92-5839	Ball Joint	51	45 1	92-7489	Hose - Return	15	13 1
92-5844	Spacer - Ball Joint	51	47 1	92-7489	Hose - Return	25	19 1

*Not Illustrated

TORO PART NUMBER INDEX (Cont.)

Part No.	Description	Pg. Ref. No. No.	Qty.	Part No.	Description	Pg. Ref. No. No.	Qty.
92-7490	Assembly - Hose, Filter	25 25	1	92-7565	Assembly - Hose	64 51	1
92-7490	Hose - Filter	15 16	1	92-7584	Assembly - Tube	61 5	1
92-7491	Assembly - Hose	25 11	1	92-7585	Assembly - Tube	61 22	1
92-7491	Assembly - Hose	72 16	1	92-7591	Assembly - Tube	72 12	1
92-7492	Assembly - Hose	25 36	1	92-7591	Assembly - Tube, P2A	62 43	1
92-7492	Assembly - Hose	61 41	1	92-7594	Assembly - Hose	59 7	1
92-7493	Assembly - Tube, Filter	31 39	1	92-7595	Assembly - Hose	59 8	1
92-7493	Hose - Filter	15 20	1	92-7598	Asm. - Tube, Front Drain	62 50	1
92-7494	Asm. - Tube Steering Rear	3 42	1	92-7598	Assembly - Tube, Frt. Drain	18 32	1
92-7494	Asm. - Tube, Steering Rear	59 59	1	92-7603	Pin - Axle, Pivot	59 53	1
92-7494	Asm. - Tube, Steering, Rear	62 48	1	92-7603	Pin - Axle, Pivot	52 55	1
92-7494	Assy. - Tube, Steering	51 29	1	92-7604	Pin - Stop	52 53	1
92-7495	Asm. - Tube, Steering Rear	3 39	1	92-7604	Pin - Stop	59 54	1
92-7495	Asm. - Tube, Steering Rear	59 56	1	92-7606	Bracket - Bulkhead	3 43	1
92-7495	Asm. - Tube, Steering, Rear	62 49	1	92-7608	Bracket - Spring	5 12	1
92-7495	Assy. - Tube, Steering	51 28	1	92-7609	Shaft - Spring	5 45	1
92-7496	Tube - Steering, RH	3 44	1	92-7610	Retainer - Spring	5 42	1
92-7497	Tube - Steering, Front LH	3 8	1	92-7622	Assembly - Hose, Steering	25 35	1
92-7498	Tube - Steering, Front, In	3 5	1	92-7622	Hose - Steering	3 41	1
92-7499	Tube - Steering, Front, Out	3 7	1	92-7623	Bumper (Model 03801)	31 36	1
92-7505	Screen	31 24	1	92-7631	Sealstrip - Screen	31 22	1
92-7511	Hood	1 18	1	92-7633	Strip - Bumper, Hood	1 16	1
92-7516	Bracket - Support, Cooler	31 19	1	92-7634	Assembly - Hose, Traction	18 15	1
92-7519	Bracket - Block, Manifold	72 26	1	92-7634	Assembly - Hose, Traction	25 34	1
92-7520	Cable - Throttle	7 4	1	92-7636	Assembly - Hose	69 23	1
92-7521	Hose - Fuel	16 21	1	92-7638	Assembly - Hose	69 25	1
92-7521	Hose - Fuel	32 25	1	92-7638	Assembly - Hose	61 1	1
92-7522	Hose - Fuel	16 6	1	92-7639	Assembly - Hose	69 27	1
92-7525	Fitting - Hose	15 24	1	92-7639	Assembly - Hose	61 37	1
92-7526	Fitting - Hydraulic, Suction	25 38	1	92-7645	Fitting - Hydraulic 90°	18 8	1
92-7527	Strainer - Suction	15 34	1	92-7646	Fitting - Hydraulic 45°	52 57	1
92-7529	Assy. - Cable, Brake RH	5 *	1	92-7647	Assembly - Tube, Drain	61 12	1
92-7530	Assy. - Cable, Brake LH	5 30	1	92-7648	Assembly - Hose	61 2	1
92-7530	Cable - Brake, LH	18 26	1	92-7649	Assembly - Hose	74 18	4
92-7531	Tube - Control, Pump	5 1	1	92-7649	Assembly - Hose	61 20	4
92-7531	Tube - Rod, Control	25 14	1	92-7787	Pulley - Camshaft	38 26	1
92-7532	Decal - RM6500D	1 17	2	92-7791	Seal - Valve	37 52	8
92-7534	Assembly - Hose	51 31	1	92-7792	Guide - Valve (14.29mm)	37 47	8
92-7535	Assembly - Hose, Oil Cooler	31 29	2	92-7793	Guide - Valve (14.59mm)	37 *	8
92-7536	Assy. - Hose, Rear Motor	51 9	1	92-7794	Valve - Exhaust	37 50	4
92-7537	Assy. - Hose, Rear Motor	51 10	1	92-7795	Seat - Exhaust Valve	37 51	4
92-7538	Assembly - Hose	51 41	1	92-8001	Sensor - Switch, Reed	6 13	1
92-7539	Assembly - Hose	51 40	1	92-8002	Sensor - Switch, Reed	64 35	1
92-7540	Decal - ROPS	76 3	1	92-8020	Adapter - Breather	15 35	3
92-7543	Decal - Diagnostic ACE	9 1	1	92-8753	Magnet - Switch, Reed	6 11	1
92-7544	Assembly - Valve, Steering	3 9	1	92-8754	Magnet - Switch, Reed	64 34	1
92-7548	Pin - Cylinder	69 19	2	92-9650	Assembly - Hub	59 25	2
92-7550	Fitting - Tee, Bulkhead	18 7		92-9652	Stud - Drive	59 36	10
92-7551	Cap - Fitting	15 25	1	92-9724	Spindle - RH	59 *	1
92-7552	Bracket - Bulkhead	52 60	1	92-9725	Spindle - LH	59 21	1
92-7553	Asm. - Tube, Rear Drain	62 51	1	92-9738	Bushing - Flange	54 2	2
92-7553	Assy. - Tube, Rear Drain	51 27	1	93-0096	Decal - ACE	2 31	2
92-7555	Assembly - Hose	74 7	4	93-0307	Nut - Retainer	59 32	2
92-7556	Assembly - Hose	74 1	2	93-0309	Washer - Tab	59 31	2
92-7557	Assembly - Tube	72 19	1	93-1261	Decal - Console (Europe)	11 40	1
92-7557	Assy. - Tube, Cooler Front	61 40	1	93-1262	Decal - Hillside (Europe)	2 28	1
92-7558	Assembly - Tube, Cooler	31 41	1	93-1263	Decal - Tower (Europe)	3 19	1
92-7558	Assy. - Tube, Cooler Rear	61 36	1	93-1264	Decal - Switch, Backlap	72 24	1
92-7559	Assembly - Hose	74 8	2	93-1265	Decal - Hot Surface (Europe)	49 1	1
92-7560	Assembly - Hose	74 2	1	93-1268	Decal - HOC Selector	11 17	1
92-7562	Assembly - Hose	72 2	1	93-2175	Assembly - Pump, Gear	25 4	1
92-7562	Assembly - Hose	65 52	1	93-2649	Assembly - Frame, Carrier	64 22	1
92-7564	Assembly - Hose	64 12	1	93-2650	Cylinder - Hydraulic	64 38	1
92-7564	Assembly - Hose	72 42	1	93-3102	Cap - Fuel, Diesel	16 10	1
92-7565	Assembly - Hose	72 41	1	93-3163	Spring	8 28	2

*Not Illustrated

TORO PART NUMBER INDEX (Cont.)

Part No.	Description	Pg. Ref. No. No. Qty.	Part No.	Description	Pg. Ref. No. No. Qty.
93-3164	Cap	8 27 2	93-7471	Shaft - Input	20 23 1
93-3165	Bracket	8 29 1	93-7472	Asm - Carrier, Secondary	20 11 1
93-3609	Bolt - Special	4 36 4	93-7473	Asm - Carrier, Primary	20 12 1
93-3625	Spring - Return, Joystick	12 62 1	93-7474	Kit - Seal	20 2 1
93-4201	Assembly - Hose	74 19 2	93-7475	Asm. - Pump	25 * 1
93-4201	Assembly - Hose	61 21 2	93-7476	Motor - Hydraulic W/Sensor	19 49 1
93-4205	Assembly - Tube, Drain	61 15 1	93-7480	Bulb - LED	3 25 1
93-4206	Assembly - Tube, Drain	61 15 1	93-7483	Light - Warning Bank	11 32 1
93-4207	Fitting - Tee	49 18 1	93-7484	Light - Warning Bank	11 31 1
93-4208	Strip - Seal, Screen	31 27 1	93-7485	Assembly - Filter, Air	49 41 1
93-4213	Assembly - Speedometer	3 18 1	93-7487	Switch - Toggle	72 31 1
93-4215	Hose - Radiator, Upper Rear	31 5 1	93-7488	Tank - Hydraulic	15 1 1
93-4215	Hose - Radiator, Upper Rear	32 22 1	93-7489	Valve - Control, Flow	72 6 1
93-4215	Hose - Radiator, Upper Rear	49 29 1	93-7491	Cartridge - Pilot Check	73 2 1
93-4216	Assembly - Tube	74 14 1	93-7491	Cartridge - Pilot Check	63 14 1
93-4216	Assembly - Tube	72 40 1	93-7492	Cartridge - Relief 2300 psi	73 4 1
93-4217	Assembly - Tube	74 26 1	93-7494	Cartridge - N.O. Poppet	73 13 2
93-4217	Assembly - Tube	72 39 1	93-7494	Cartridge - N.O. Poppet	63 15 2
93-4219	Assy. - Tube, #1 Bulkhead	74 17 1	93-7498	Plug - Plastic	15 6 1
93-4222	Assy. - Tube, Drain Return	74 16 1	93-7499	Gasket - Flange	15 2 1
93-4222	Assy. - Tube, Drain Return	72 37 1	93-7524	O-Ring	69 3 2
93-4223	Assy. - Tube, Front Drain	74 15 1	93-7524	O-Ring	64 47 3
93-4224	Absorber - Shock	69 7 2	93-7551	Cylinder - Hydraulic	64 13 1
93-4224	Absorber - Shock	64 16 3	93-7553	Seal - Hood	31 13 1
93-4233	Assembly - Engine	32 16 1	93-7554	Decal - Tower	3 19 1
93-4234	Screw - Socket Hd.	64 42 3	93-7555	Cylinder - Hydraulic	65 59 1
93-4234	Screw - Socket Hd.,	69 35 2	93-7561	Bushing - Flange	69 4 2
93-4246	Pin - Shock	69 12 2	93-7561	Bushing - Flange	64 48 5
93-5856	Valve - Solenoid	44 17 1	93-7571	Box - Degassing	49 21 1
93-6028	Plate - Logo, Toro	31 26 1	93-7572	Sensor - Water Level	49 23 1
93-6668	Decal - Charging (Europe)	49 51 1	93-7573	Decal - Instructions, Clip	7 17 1
93-6680	Decal - Fuel, Diesel	2 34 1	93-7579	Fender - RH	1 3 1
93-6681	Decal - Warning (Europe)	31 15 1	93-7582	Hose	1 20 1
93-6686	Decal - Hydraulic Oil	1 5 1	93-7584	Hose - Intake	31 11 1
93-6687	Decal - No Step (Europe)	64 5 2	93-7584	Hose - Intake	49 40 1
93-6689	Decal - No Riders (Europe)	11 13 1	93-7587	Bracket - Fuse Block	12 49 1
93-6693	Decal - Floor Plate (Europe)	64 21 1	93-7588	Cover - Tank	15 3 1
93-6699	Decal - Fast/Slow (Europe)	5 23 1	93-7589	Hose - Overflow	49 28 1
93-7252	Decal - (Europe)	2 57 1	93-7591	Hose - Return	49 24 1
93-7276	Decal - Danger (Europe)	49 52 1	93-7592	Tread - Footrest	2 42 2
93-7408	Bushing - Flange	69 2 8	93-7594	Spacer - Tubular	32 21 1
93-7408	Bushing - Flange	64 25 10	93-7595	Assembly - Box, Battery	49 7 1
93-7409	Bushing	69 5 2	93-7597	Fitting - SAE	72 7 1
93-7409	Bushing	64 49 3	93-7598	Lever - Throttle	7 10 1
93-7450	Spindle	20 1 1	93-7773	Screw - HHF	54 4 8
93-7451	Cone - Bearing	20 3 1	93-7775	Bearing	56 18 2
93-7452	Cup - Bearing	20 4 1	93-7840	Decal - Cap (Europe)	49 53 1
93-7453	Housing	20 6 1	93-7960	Spacer	64 2 6
93-7454	Screw - HH	20 25 18	93-7961	Clamp - Drain, Case	64 3 3
93-7455	Stud - Wheel	20 5 8	93-7966	Shaft - Splined, Brake	18 31 2
93-7456	Gear - Ring	20 18 1	93-7968	Pad - Foam, Battery	49 11 1
93-7457	Spacer - Input	20 16 1	93-7970	Form - Wire, Hose Mount	72 28 1
93-7458	Plate - Cover	20 15 1	93-7972	Ring - Retaining	18 30 4
93-7459	Ring - Retaining, External	20 19 1	93-7974	Plate - Battery, Box	49 5 1
93-7460	Washer - Thrust	20 17 1	93-7974	Plate - Box, Battery	16 1 1
93-7461	Plug - Pipe	20 13 2	93-7976	Ring - Retaining	21 9 1
93-7462	Ring - Retaining, Internal	20 14 1	93-7977	Seal	21 2 1
93-7463	Gear - Sun	20 20 1	93-7978	Rod - Pull	21 3 1
93-7464	Gear - Sun	20 21 1	93-7979	Pin - Cotter, Hair	21 6 2
93-7465	Washer - Thrust	20 22 1	93-7980	Link	21 5 2
93-7466	Pin - Dowel	20 24 2	93-7981	Disc - Rotating	21 8 3
93-7467	Ring - Retaining, External	20 10 1	93-7982	Actuator	21 11 1
93-7468	Washer - Thrust	20 9 1	93-7983	Pin - Clevis	21 4 2
93-7469	Cone - Bearing	20 8 1	93-7984	Gasket	21 10 1
93-7470	Cup - Bearing	20 7 1	93-7985	Ball	21 13 3

*Not Illustrated

TORO PART NUMBER INDEX (Cont.)

Part No.	Description	Pg. No.	Ref. No.	Qty.	Part No.	Description	Pg. No.	Ref. No.	Qty.
93-7986	Disc - Stationary	21	7	4	94-1408	Wireform - Overflow	49	19	1
93-7987	Spring - Extension	21	12	3	94-1410	Holder - Can, Beverage	2	53	1
93-7989	Shaft W/Clevis	70	7	1	94-1411	Cable - Battery, Negative	49	10	1
93-7989	Shaft W/Clevis	71	7	1	94-1412	Filter - Primary	50	3	1
93-7990	Head	66	10	1	94-1413	Filter - Safety	50	6	1
93-7990	Head	68	10	1	94-1414	Valve - Vacuumator	50	5	1
93-7990	Head	70	11	1	94-1416	Adapter - Indicator	49	36	1
93-7991	Collar	66	13	1	94-1416	Asm. - Adaptor	50	7	1
93-7991	Collar	68	13	1	94-1417	Cover - Box, Control	12	41	1
93-7991	Collar	70	13	1	94-1418	Hose - Radiator, Upper	32	12	1
93-7992	Asm. - Barrel	70	2	1	94-1421	Coupling - Center, Spring	32	15	1
93-7993	Head	67	10	1	94-1422	Spacer - Coupler	32	49	3
93-7993	Head	71	11	1	94-1425	Bar - Lift, Center	64	27	1
93-7994	Collar	67	13	1	94-1427	Washer - Thrust	69	38	2
93-7994	Collar	71	13	1	94-1427	Washer - Thrust	64	45	4
93-7995	Asm. - Barrel	71	2	1	94-1430	Bushing - Flange	69	11	8
93-7996	Cover - Tower	1	2	1	94-1430	Bushing - Flange	64	15	12
93-7998	Plate - Instrument	3	20	1	94-1445	Strap - Battery	49	12	1
93-8050	Decal - Warning (Europe)	76	2	1	94-1446	Asm. - Tube, Steering Ret.	72	38	1
93-8053	Decal - ECU Label (Europe)	72	43	1	94-1446	Tube - Drain	15	26	1
93-8073	Decal - Blank (Europe)	76	3	1	94-1447	Tube - Steering, Return	3	35	1
93-8497	Gauge - Fuel	11	27	1	94-1447	Tube - Steering, Return	15	39	1
93-8742	Pad - Brake	5	29	2	94-2617	Cover - Pump	1	21	1
93-8744	Rivet - Pop	2	46	3	94-2620	Head - Filter	15	18	1
93-8744	Rivet - Pop	12	56	3	94-2621	Element	15	21	1
93-9151	Fitting - Hydraulic 90°	74	21	3	94-2624	Hose - Manifold	32	29	1
93-9152	Kit - Flange	75	*	1	94-2624	Hose - Manifold	49	39	1
93-9153	Kit - Seal	75	*	1	94-2630	Hose - Return	49	17	1
93-9154	Kit - Valve Block	75	*	1	94-2633	Decal - HOC Selector	11	17	1
93-9155	Velcro	1	7	4	94-2636	Fitting - Hydraulic 90°	25	20	1
93-9157	Velcro	76	4	4	94-2637	Fitting - Hydraulic, Straight	25	18	1
93-9159	Strap - Cover	76	9	2	94-2638	Nut - Push On	31	23	4
93-9160	Cover - ROPS	76	6	1	94-2639	Frame - Front	2	38	1
93-9161	Pin	69	1	2	94-2640	Frame - Rear	1	22	1
93-9161	Pin	64	46	3	94-2643	Frame - ROPS	76	7	1
93-9164	Indicator	50	1	1	94-2644	Shaft With Clevis	66	12	1
93-9164	Indicator - Service	49	37	1	94-2644	Shaft With Clevis	68	12	1
93-9165	Decal - Instr. Service, 2WD	1	27	1	94-2646	Guard - Fan (Europe)	31	50	1
93-9166	Decal - Instr. Service, 4WD	2	27	1	94-2800	Cap - Radiator	49	22	1
93-9167	Decal - Console	11	40	1	94-2801	Grommet - Rubber	49	44	2
93-9176	Dipstick - Oil	33	3	1	94-2803	Bearing	56	12	2
93-9176	Dipstick - Peugeot	32	51	1	94-2805	Support - Muffler	49	45	1
93-9177	Decal - Warning, Hillside	2	28	1	94-2812	Grommet	49	46	2
93-9178	Muffler	49	35	1	94-2814	Kit - Exhaust Coupler	49	50	1
93-9180	Cover - Box, Tool	1	26	1	94-2815	Sleeve - Exhaust Flange	49	49	1
93-9181	Knuckle - Pivot	69	37	2	94-2825	Gear - Driver	51	23	1
93-9181	Knuckle - Pivot	64	44	3	94-2826	Gear - Driven	51	25	1
93-9184	Decal - Rear Manifold Block	7	19	1	94-2834	Bracket - Clamp	62	53	1
93-9189	Pin	64	20	2	94-2849	Muffler - Spark Arrestor	49	*	1
93-9189	Pin	69	32	2	94-2902	Decal - Clip (Danish)	7	17	1
93-9190	Lift Arm #1	64	41	1	94-2903	Decal - Clip (Dutch)	7	17	1
93-9191	Lift Arm - #2	69	*	1	94-2904	Decal - Clip (Finnish)	7	17	1
93-9192	Lift Arm - #3	69	6	1	94-2905	Decal - Clip (French)	7	17	1
93-9193	Lift Arm #4	64	32	1	94-2906	Decal - Clip (German)	7	17	1
93-9194	Lift Arm #5	64	6	1	94-2907	Decal - Clip (Italian)	7	17	1
93-9197	Decal - Switch, Backlap	72	24	1	94-2909	Decal - Clip (Norwegian)	7	17	1
93-9198	Decal - Hot Surface	49	1	1	94-2910	Decal - Clip (Portuguese)	7	17	1
93-9426	Decal - Danger	2	55	1	94-2911	Decal - Clip (Spanish)	7	17	1
93-9783	O-Ring	74	28	10	94-2912	Decal - Clip (Swedish)	7	17	1
93-9973	Frame - Seat	7	5	1	94-2913	Decal - Rear Manifold (DK)	7	19	1
93-9976	Plate - Seat	7	18	1	94-2914	Decal - Rear Manifold (NL)	7	19	1
93-9979	Latch, Seat	7	22	1	94-2915	Decal - Rear Manifold (SF)	7	19	1
93-9983	Bracket - Latch, Seat	7	8	2	94-2916	Decal - Rear Manifold (F)	7	19	1
94-1402	Plug	61	14	4	94-2917	Decal - Rear Manifold (D)	7	19	1
94-1403	Fitting - Hydraulic	61	38	1	94-2918	Decal - Rear Manifold (I)	7	19	1

*Not Illustrated

TORO PART NUMBER INDEX (Cont.)

Part No.	Description	Pg. Ref. No. No. Qty.	Part No.	Description	Pg. Ref. No. No. Qty.
94-2920	Decal - Rear Manifold (N)	7 19 1	94-3030	Washer	29 47 1
94-2921	Decal - Rear Manifold (P)	7 19 1	94-3031	Arm - Control	29 29 1
94-2922	Decal - Rear Manifold (ES)	7 19 1	94-3032	Follower - Piston	29 33 1
94-2923	Decal - Rear Manifold (S)	7 19 1	94-3033	Plate - Cover	29 59 1
94-2924	Decal - Service (Danish)	2 27 1	94-3034	Plate - Cover	29 43 1
94-2925	Decal - Service (Dutch)	2 27 1	94-3035	Ring - Lock	29 9 1
94-2926	Decal - Service (Finnish)	2 27 1	94-3036	Ring - Quad	29 3 1
94-2927	Decal - Service (French)	2 27 1	94-3037	Ring - Retaining	29 4 1
94-2928	Decal - Service (German)	2 27 1	94-3038	Plug - Dump Valve	29 5 1
94-2929	Decal - Service (Italian)	2 27 1	94-3039	Kit - Seal	29 * 1
94-2931	Decal - Service (Norwegian)	2 27 1	94-3040	Orifice - Valve, Control	29 31 1
94-2932	Decal - Service	2 27 1	94-3040	Orifice - Valve, Control	29 64 1
94-2933	Decal - Service (Spanish)	2 27 1	94-3041	Orifice - Valve, Control	29 63 1
94-2934	Decal - Service (Swedish)	2 27 1	94-3043	Switch	30 15 1
94-2935	Decal - Service (Danish)	1 27 1	94-3044	Kit - Seal	30 * 1
94-2936	Decal - Service (Dutch)	1 27 1	94-3050	Plate - Spring	19 54 2
94-2937	Decal - Service (Finnish)	1 27 1	94-3055	Cap - Lower, Joystick	11 3 1
94-2938	Decal - Service (French)	1 27 1	94-3056	Snapping - Joystick	11 4 1
94-2939	Decal - Service (German)	1 27 1	94-3057	Spring - Compression	11 5 1
94-2940	Decal - Service (Italian)	2 27 1	94-3058	Cap - Upper, Joystick	11 6 1
94-2942	Decal - Service (Norwegian)	2 27 1	94-3084	Bumper (Model 03800)	31 36 1
94-2943	Decal - Service	2 27 1	94-3088	Spring - Brake	19 55 2
94-2944	Decal - Service (Spanish)	2 27 1	94-3090	Harness - Wire, Main	32 18 1
94-2945	Decal - Service (Swedish)	2 27 1	94-3090	Harness - Wire, Main	3 22 1
94-3000	Asm. - Backplate	24 8 1	94-3090	Harness - Wire, Main	72 30 1
94-3001	Housing	24 16 1	94-3090	Harness - Wire, Main	7 32 1
94-3002	Screw - HH	24 7 6	94-3090	Harness - Wire, Main	19 47 1
94-3002	Screw - HH	22 8 6	94-3090	Harness - Wire, Main	12 61 1
94-3002	Screw - HH	23 8 6	94-3090	Harness - Wire, Main	62 45 1
94-3003	Plate - Valve	24 13 1	94-3100	Short Block Assembly	33 36 1
94-3003	Plate - Valve	23 15 1	94-3101	Gasket Set	33 * 1
94-3003	Plate - Valve	22 16 1	94-3103	Plug - Threaded	33 44 1
94-3004	Shaft - Drive, Splined	22 7 1	94-3104	Plug - Threaded	33 43 2
94-3004	Shaft - Drive, Splined	23 7 1	94-3106	Gasket	33 42 2
94-3005	Asm. - Backplate	22 9 1	94-3108	Plug - 27.5 mm Dia.	33 * 8
94-3005	Asm. - Backplate	23 9 1	94-3108	Plug - 27.5 mm Dia.	36 * 2
94-3006	Housing	23 18 1	94-3109	Plug - 28.5 mm Dia.	33 * 9
94-3006	Housing	22 19 1	94-3109	Plug - 28.5 mm Dia.	36 * 2
94-3007	Washer	22 3 1	94-3110	Stud	33 45 1
94-3007	Washer	23 3 1	94-3111	Pin - Groove	33 22 2
94-3007	Washer	29 53 1	94-3112	Screw - Washer Hd.	33 17 2
94-3008	Seal - Shaft	22 2 1	94-3113	Cylinder Head Assembly	35 5 1
94-3008	Seal - Shaft	23 2 1	94-3114	Gasket - Head (1.83 mm)	37 * 1
94-3008	Seal - Shaft	29 54 1	94-3115	Nut - Lock	35 8 6
94-3009	Asm. - Plug	22 11 1	94-3116	Gasket	35 3 1
94-3010	Sensor - Speed Pickup	23 11 1	94-3117	Plate	35 2 1
94-3011	Plug	27 7 1	94-3118	Plug	36 32 1
94-3012	Screw - Cap	27 10 8	94-3119	Kit - Gasket	37 * 1
94-3013	Plug	27 23 1	94-3120	Bracket	37 54 1
94-3014	Valve - Relief	27 26 1	94-3121	Plug	37 44 1
94-3015	Kit - Seal	27 * 1	94-3122	Gasket	37 43 1
94-3016	Asm. - Backplate	29 8 1	94-3123	Screw - Cap Hex. Hd.	35 1 2
94-3017	Adaptor - Charge Relief	29 12 1	94-3124	Bolt - Valve Cover	36 22 3
94-3018	Asm. - Housing	29 58 1	94-3124	Screw - Cap Hex. Hd.	41 8 2
94-3019	Control - Servo, Manual	29 65 1	94-3125	Washer	36 21 3
94-3020	Shaft - Drive	29 56 1	94-3125	Washer - Flat	39 3 1
94-3021	Asm. - Kit, Rotating	29 35 1	94-3126	Protector - Lower	39 5 1
94-3022	Plate - Valve	29 1 1	94-3127	Case - Timing, Left	39 7 1
94-3023	Coupler	29 10 1	94-3128	Case - Timing, Right	39 9 1
94-3024	Valve - Relief	29 7 2	94-3129	Plug	39 4 1
94-3025	Asm. - Piston, Servo	29 41 1	94-3130	Screw	39 2 1
94-3026	Asm. - Camplate	29 36 1	94-3131	Screw	42 1 3
94-3027	Washer - Seal	29 48 1	94-3131	Screw	39 10 1
94-3028	Screw - Cap	29 14 2	94-3132	Screw	39 1 2
94-3029	Screw - Cap	29 21 2	94-3133	Nut W/Washer	39 6 1

*Not Illustrated

TORO PART NUMBER INDEX (Cont.)

Part No.	Description	Pg. Ref. No. No. Qty.	Part No.	Description	Pg. Ref. No. No. Qty.
94-3134	Nut	39 8 1	94-3209	Thermostat	42 11 1
94-3135	Bracket - Lifting	36 15 1	94-3210	Gasket	42 10 1
94-3136	Bracket - Lifting	36 23 1	94-3211	Temp Sending Unit	42 6 1
94-3137	Bracket - Lifting	36 25 1	94-3212	Plug	42 7 2
94-3138	Screw	36 24 1	94-3213	Screw	42 8 1
94-3139	Screw	36 26 1	94-3214	Screw	42 5 1
94-3141	Thrust Bearing Set (Std.)	34 13 2	94-3215	Manifold - Intake	40 3 1
94-3144	Pulley	34 3 1	94-3216	Screw	40 8 5
94-3145	Screw - Cap Hex. Hd.	34 1 1	94-3217	Screw	40 9 4
94-3148	Seal - Shaft	34 11 1	94-3218	Screw	40 * 1
94-3149	Gear - Flywheel	34 17 1	94-3219	Pump - Injection	44 19 1
94-3150	Screw - Cap Hex. Hd.	34 7 4	94-3220	Bracket	44 3 1
94-3151	Washer	34 8 6	94-3221	Screw	44 11 1
94-3152	Screw - Cap Hex. Hd.	34 33 2	94-3222	Key	44 20 1
94-3153	Rod - Connecting	34 25 4	94-3223	Screw	44 25 1
94-3154	Bushing - Sleeve	34 24 4	94-3224	Washer - Flat	44 9 2
94-3155	Bearing - Connecting Rod	34 * 4	94-3225	Screw	44 4 2
94-3157	Piston Set - Std.	34 29 1	94-3226	Gasket - Injector	45 4 4
94-3158	Piston Ring Set Std.	34 23 4	94-3227	Spacer	45 8 4
94-3159	Roller Assembly	38 11 1	94-3228	Spring	45 7 4
94-3160	Roller Assembly	38 15 1	94-3229	Union	45 11 3
94-3161	Screw	38 16 2	94-3230	Hose	45 1 1
94-3161	Screw	44 24 1	94-3231	Bracket	45 13 2
94-3162	Stud	38 9 1	94-3232	Washer - 0.79 mm	45 6 4
94-3163	Screw	38 6 1	94-3233	Washer - 0.82 mm	45 * 4
94-3164	Washer - Spring	40 7 7	94-3234	Washer - 0.85 mm	45 * 4
94-3164	Washer - Spring	38 10 4	94-3235	Washer - 0.88 mm	45 * 4
94-3164	Washer - Spring	44 10 6	94-3236	Washer - 0.91 mm	45 * 4
94-3165	Nut	44 6 4	94-3237	Washer - 0.94 mm	45 * 4
94-3165	Nut - Lock	38 12 1	94-3238	Washer - 0.97 mm	45 * 4
94-3166	Washer - Flat	38 7 1	94-3239	Washer - 1.00 mm	45 * 4
94-3167	Bracket - Fan	38 24 1	94-3240	Washer - 1.03 mm	45 * 4
94-3168	Pulley - Fan	38 21 1	94-3241	Washer - 1.06 mm	45 * 4
94-3169	Screw	38 25 1	94-3242	Washer - 1.30 mm	45 6 4
94-3170	Screw	38 17 1	94-3243	Washer - 1.33 mm	45 * 4
94-3171	Screw	38 20 2	94-3244	Washer - 1.36 mm	45 * 4
94-3172	Washer	38 19 3	94-3245	Washer - 1.39 mm	45 * 4
94-3173	Screw	38 22 3	94-3246	Washer - 1.42 mm	45 * 4
94-3174	Washer	36 27 8	94-3247	Washer - 1.45 mm	45 * 4
94-3176	Gear - Oil Pump	41 2 1	94-3248	Washer - 1.48 mm	45 * 4
94-3177	Plug	41 12 2	94-3249	Tube - Outlet	44 22 1
94-3178	Strainer	41 9 1	94-3250	Screw - Connection	44 23 1
94-3179	Washer - Spring	41 4 3	94-3251	Nut	44 15 1
94-3180	Switch - Pressure	33 32 1	94-3251	Nut - Lock	48 8 1
94-3181	Oil Filler	33 1 1	94-3252	Alternator	46 12 1
94-3182	Plug	33 2 1	94-3253	Bracket	46 7 1
94-3183	Gasket	33 39 1	94-3254	Screw	46 6 1
94-3184	Union	33 4 1	94-3255	Slide	46 4 1
94-3186	O-Ring	33 40 1	94-3256	Belt	46 5 1
94-3191	Union	33 48 1	94-3257	Washer - Spring	46 13 1
94-3192	Union	33 47 1	94-3258	Screw	46 14 1
94-3194	Cover - Pump, Water	43 5 1	94-3260	Washer - Flat	46 3 1
94-3195	Gasket - Pump, Water	43 4 1	94-3261	Nut	46 11 1
94-3196	Inlet - Water	43 7 1	94-3262	Nut	46 10 1
94-3196	Inlet - Water	36 31 1	94-3263	Starter	47 3 1
94-3197	O-Ring	43 3 1	94-3264	Plug - Glow	48 3 4
94-3197	O-Ring	36 30 1	94-3265	Cable - Glow Plug	48 2 4
94-3198	Screw	43 8 2	94-3266	Nut - Hex.	48 5 4
94-3199	Pipe - By-Pass	37 39 1	94-3267	Nut - Lock	48 6 1
94-3200	Hose - By-Pass	36 37 1	94-3274	O-Ring	44 18 1
94-3201	Hose - By-Pass	37 40 1	94-3275	Solenoid - Starter	47 * 1
94-3205	Box - Outlet	42 3 1	94-3354	Decal - Diagnostic ACE	9 1 1
94-3206	Gasket	42 9 1	94-3355	Decal - Diagnostic ACE	9 1 1
94-3207	Ring	42 4 1	94-3356	Decal - Diagnostic ACE	9 1 1
94-3208	Stub - Outlet	42 2 1	94-3357	Decal - Diagnostic ACE	9 1 1

*Not Illustrated

TORO PART NUMBER INDEX (Cont.)

Part No.	Description	Pg. No.	Ref. No.	Qty.	Part No.	Description	Pg. No.	Ref. No.	Qty.
94-3358	Decal - Diagnostic ACE	9	1	1	237-42	O-Ring	62	52	2
94-3359	Decal - Diagnostic ACE	9	1	1	237-56	O-Ring	63	5	4
94-3361	Decal - Diagnostic ACE	9	1	1	237-58	O-Ring	51	7	6
94-3362	Decal - Diagnostic ACE	9	1	1	237-58	O-Ring	15	12	1
94-3363	Decal - Diagnostic ACE	9	1	1	237-58	O-Ring	25	17	3
94-3364	Decal - Diagnostic ACE	9	1	1	237-58	O-Ring	18	22	4
94-5438	Seal - Solenoid	63	16	10	237-58	O-Ring	61	33	2
94-5438	Seal - Solenoid	73	19	16	237-65	O-Ring	15	15	2
94-6343	Decal - Wire Identification #112	*	*	1	237-65	O-Ring	72	20	1
94-6344	Decal - Wire Identification #212	*	*	1	237-65	O-Ring	25	27	1
94-6348	Decal - Fuse	12	58	1	237-65	O-Ring	31	32	4
94-6349	Decal - Fuse (Europe)	12	58	1	237-78	O-Ring	25	3	4
94-6710	Fuse - 2A	12	47	1	237-78	O-Ring	63	3	4
94-6753	Joystick - (Europe)	11	9	1	237-78	O-Ring	72	5	8
94-8102	Tube - Interlock (Europe)	11	1	1	237-78	O-Ring	73	6	10
94-8103	Boot - Control, Lift	11	22	1	237-78	O-Ring	64	10	6
94-8104	Switch - Micro	11	8	2	237-78	O-Ring	69	20	4
217-125	Wheel	59	29	2	237-78	O-Ring	74	24	5
217-125	Wheel	51	34	2	237-78	O-Ring	61	26	4
218-446	Washer - Lock	11	39	1	237-78	O-Ring	59	42	2
218-447	Nut - Hex	11	38	1	237-78	O-Ring	52	51	2
218-498	Nut - Hex.	11	21	2	237-79	O-Ring	74	4	10
218-533	Lens - Red	3	23	1	237-79	O-Ring	72	18	4
218-535	Nut - Lock	3	28	1	237-79	O-Ring	61	27	3
218-536	Washer - Lock, Int. Tooth	3	21	1	237-79	O-Ring	15	33	1
218-574	Fuse - 7.5A	12	47	1	237-79	O-Ring	18	35	4
218-578	Fuse - 10A	12	47	4	237-80	O-Ring	25	8	3
218-581	Fuse - 15A	12	47	1	237-81	O-Ring	15	10	3
218-589	Washer - Lock	11	34	1	237-81	O-Ring	51	19	2
218-594	Fuse - 20A	12	47	1	237-81	O-Ring	25	21	1
219-17	Bulb	12	*64	4	237-81	O-Ring	72	22	1
232-24	Stem - Valve	18	2	2	237-81	O-Ring	18	24	4
232-27	Stem - Valve	59	30	2	237-81	O-Ring	61	31	1
232-27	Stem - Valve	51	35	2	237-101	O-Ring	15	7	1
233-17	Knob	3	27	1	237-101	O-Ring	25	41	1
233-42	Knob	7	11	1	237-146	O-Ring	25	29	2
233-42	Knob	5	21	1	237-156	O-Ring	73	11	10
237-21	O-Ring	72	3	5	237-166	O-Ring	51	17	1
237-21	O-Ring	64	8	6	237-166	O-Ring	18	25	2
237-21	O-Ring	69	22	4	240-2	Grommet	18	11	2
237-21	O-Ring	74	22	5	240-2	Grommet	18	11	3
237-21	O-Ring	61	39	2	240-5	Grommet	74	12	5
237-22	O-Ring	25	7	1	240-5	Grommet	61	17	4
237-22	O-Ring	61	10	2	240-7	Grommet	52	61	1
237-22	O-Ring	74	20	3	240-11	Grommet	16	15	3
237-22	O-Ring	18	33	1	240-11	Grommet	15	29	3
237-22	O-Ring	3	34	10	242-50	Nut - Lug	59	35	10
237-22	O-Ring	72	36	1	249-40	Keeper	1	9	1
237-22	O-Ring	15	38	1	2410-42	Cap - Bumper Model 03801	31	38	4
237-22	O-Ring	59	44	2	2410-42	Cap - Bumper Model 03800	31	38	2
237-22	O-Ring	59	58	2	2411-36	Bearing - Rod End	5	3	2
237-22	O-Ring	52	64	6	2411-36	Bearing - Rod End	25	22	1
237-30	O-Ring	74	6	18	2411-45	Joint - Ball, RH	59	48	1
237-30	O-Ring	72	9	4	2411-46	Joint - Ball, LH	59	48	1
237-30	O-Ring	25	10	2	2412-3	Clamp - Hose	31	4	2
237-30	O-Ring	61	30	6	2412-3	Clamp - Hose	32	13	4
237-30	O-Ring	15	31	2	2412-36	Clamp - Drain	16	11	1
237-30	O-Ring	19	45	3	2412-36	Clamp - Hose	31	7	1
237-42	O-Ring	25	5	1	2412-36	Clamp - Hose	49	34	4
237-42	O-Ring	72	8	1	2412-93	Clamp-R	6	21	1
237-42	O-Ring	63	12	5	2412-93	R-Clamp	19	39	2
237-42	O-Ring	73	15	5	2412-96	Clamp	65	53	1
237-42	O-Ring	15	36	1	2412-96	Clamp-R	69	16	1
237-42	O-Ring	51	38	2	2412-96	Clamp-R (Europe)	31	52	1
237-42	O-Ring	3	48	4	2412-108	Clamp - Hose	16	3	4

*Not Illustrated

TORO PART NUMBER INDEX (Cont.)

Part No.	Description	Pg. No.	Ref. No.	Qty.	Part No.	Description	Pg. No.	Ref. No.	Qty.
2412-108	Clamp - Hose	49	16	3	3210-5	Screw - Cap Hex. Hd.	59	46	2
2412-108	Clamp - Hose	32	26	2	3212-4	Screw	6	8	2
2412-111	Clamp	15	23	1	3217-5	Nut	29	28	1
2412-111	Clamp - Hose	25	39	1	3217-6	Nut - Jam	72	29	1
2412-122	Assembly - Clamp	59	50	2	3217-6	Nut - Jam	8	32	1
2412-125	Clamp - Hose	31	12	1	3217-25	Nut	11	23	1
2412-125	Clamp - Hose	32	30	1	3217-25	Nut - Hex.	12*	65	2
2412-125	Clamp - Hose	49	38	2	3217-29	Nut - Hex.	12*	67	6
2412-126	Clamp-R	12	60	1	3218-4	Nut - Jam	18	27	2
2412-129	Clamp - Hose	33	8	8	3219-14	Nut - Hex.	12*	69	8
2412-129	Clamp - Hose	49	27	2	3219-14	Washer - Lock	3	52	3
2412-129	Clamp - Hose	36	36	4	3220-3	Nut - Jam	5	2	3
2412-129	Clamp - Hose	32	39	4	3220-3	Nut - Jam	25	15	1
2412-133	Clamp-R	6	17	2	3220-3	Nut - Jam	29	46	1
2412-150	J-Clip	32	48	1	3220-6	Nut	4	27	1
254-72	Cup - Bearing	59	26	2	3220-6	Nut - Jam	3	17	1
254-92	Cone - Bearing	59	27	2	3220-7	Nut - Jam	59	37	2
254-106	Cone - Bearing	59	23	2	3220-24	Nut - Lock	11	19	1
254-107	Cup - Bearing	59	24	2	32023-00	Nut - Lock, Flange	2	45	3
256-42	Bushing	5	39	2	3230-2	Screw - Carriage	31	48	3
256-172	Bushing	69	8	4	3234-1	Screw	15	17	2
256-172	Bushing	64	14	6	3234-5	Screw - Flange	31	9	10
256-236	Bearing - Flange	5	28	4	3234-5	Screw - Flange Hd.	49	6	3
283-58	Pin - Clevis	5	32	2	3234-7	Screw	3	10	2
302-5	Fitting - Grease	66	1	1	3234-7	Screw - (Europe)	2	56	3
302-5	Fitting - Grease	67	1	1	3234-11	Screw - Flange Head	25	16	1
302-5	Fitting - Grease	68	1	1	3234-12	Screw - Hex. Hd. Flange	59	14	2
302-5	Fitting - Grease	70	1	1	3234-14	Screw - Flange	2	37	10
302-5	Fitting - Grease	71	1	1	3234-17	Screw - Flange Hd.	72	32	4
302-5	Fitting - Grease	69	36	6	3250-29	Screw	6	12	4
302-5	Fitting - Grease	5	38	1	3250-31	Screw - Pan Hd.	11	28	2
302-5	Fitting - Grease	59	41	2	3253-2	Nut - Hex.	3	51	9
302-5	Fitting - Grease	52	54	1	3253-2	Washer - Lock	12*	70	5
302-5	Fitting - Grease	65	55	9	3253-3	Washer - Lock	72	34	3
302-11	Fitting - Grease	59	19	2	3253-3	Washer - Lock	29	66	1
302-33	Fitting - Grease	52	63	1	3253-4	Washer - Lock	6	19	4
302-33	Fitting - Grease 90°	59	52	1	3253-6	Washer - Lock	6	7	2
302-60	Fitting - Grease 90°	51	42	1	3253-6	Washer - Lock	8	25	2
304-46	Fitting - Drain	16	12	1	3253-15	Washer - Lock	12*	66	2
304-46	Nut - Drain Cock	31	17	1	3253-15	Washer - Lock	16	19	5
321-15	Screw - HH	72	33	3	3253-33	Washer - Lock	8	31	1
321-39	Screw - Cap Hex. Hd.	12	57	2	3254-1	Washer - Lock	11	24	1
322-3	Screw - Cap Hex. Hd.	6	18	4	3254-6	Washer - Lock	11	18	1
322-3	Screw - Cap Hex. Hd.	5	27	8	3255-8	Washer - Lock	3	30	1
322-3	Screw - Cap Hex. Hd.	2	32	4	3255-9	Washer - Lock, Ext. Tooth	49	4	2
322-3	Screw - HH	7	9	8	3255-24	Washer - Lock, Ext. Tooth	12*	68	3
322-3	Screw - HH	11	11	3	3256-1	Washer - Flat	3	50	2
322-4	Screw - HH	65	54	1	3256-3	Washer - Flat	2	33	4
322-5	Screw - Cap Hex. Hd.	12	59	1	3256-5	Washer - Flat	8	4	1
322-6	Screw - Cap Hex. Hd.	8	30	1	3256-5	Washer - Flat	5	44	1
322-6	Screw - Cap Hex. Hd.	3	55	3	3256-14	Washer - Flat	11	26	2
322-6	Screw - HH	62	46	1	3256-14	Washer - Flat	3	53	2
322-7	Screw - Cap Hex. Hd.	62	56	3	3256-22	Washer - Flat	5	8	2
323-4	Screw - Cap Hex. Hd.	6	6	2	3256-22	Washer - Flat	3	33	4
323-6	Screw - Cap Hex. Hd.	51	1	2	3256-23	Washer - Flat	6	2	8
323-6	Screw - Cap Hex. Hd.	62	54	2	3256-23	Washer - Flat	61	7	8
323-7	Screw - Cap Hex. Hd.	5	10	1	3256-23	Washer - Flat	11	12	4
323-7	Screw - Cap Hex. Hd.	25	37	2	3256-23	Washer - Flat	3	31	7
323-9	Screw - Cap Hex. Hd.	5	5	1	3256-23	Washer - Flat	31	49	3
325-4	Screw - Cap Hex. Hd.	51	22	2	3256-23	Washer - Lock	7	14	4
325-5	Screw - Cap Hex. Hd.	31	40	2	3256-24	Washer	8	5	1
325-20	Screw - Cap Hex. Hd.	59	1	2	3256-24	Washer - Flat	7	21	3
325-33	Screw - Cap Hex. Hd. 2WD	52	56	2	3256-24	Washer - Flat	5	4	2
325-33	Screw - Cap Hex. Hd. 4WD	52	56	4	3256-24	Washer - Flat	29	13	4
328-7	Screw - Cap Hex. Hd.	64	24	4	3256-26	Washer	52	65	2

*Not Illustrated

TORO PART NUMBER INDEX (Cont.)

Part No.	Description	Pg. Ref. No. No. Qty.	Part No.	Description	Pg. Ref. No. No. Qty.
3256-26	Washer - Flat	3 2 2	3296-51	Nut - Lock	64 19 4
3256-26	Washer - Flat	8 24 2	3296-54	Nut - Lock	6 9 4
3256-27	Washer - Flat	31 47 2	3296-59	Nut - Lock	25 23 1
3256-28	Washer - Flat	51 12 1	32104-37	Screw - Hex. Hd.	61 6 2
3256-28	Washer - Flat	59 12 1	32104-76	Screw - Self Tapping	64 36 2
3256-42	Washer - Flat	65 61 2	32105-13	Screw - HH	12 42 4
3256-46	Washer - Flat	8 20 1	32120-15	Ring - Retaining	51 24 2
3256-46	Washer - Flat	25 42 2	32120-93	Ring - Retaining	64 29 6
3256-49	Washer - Flat	32 19 1	32120-93	Ring - Retaining	69 34 2
3256-56	Washer - Flat	31 16 3	32121-6	Pin - Roll	5 11 1
3256-69	Washer - Flat	5 33 3	32121-11	Pin - Roll	5 41 1
3256-77	Washer - Flat	29 44 8	32121-16	Pin - Roll	5 34 1
3256-78	Washer - Flat	1 13 2	32121-45	Pin - Roll	5 13 2
3269-4	Rivet - Pop	31 35 4	32121-50	Pin - Roll	5 36 1
3269-10	Washer - Flat	1 15 2	32122-24	Screw	16 20 5
3269-13	Rivet - Pop	1 10 4	32128-20	Nut - Lock	5 26 8
3272-2	Pin - Cotter	5 9 2	32128-21	Nut - Hex. Hd. Flange	51 2 2
3272-5	Pin - Cotter	3 4 3	32128-21	Nut - Lock	62 55 2
3272-7	Pin - Cotter	57 14 2	32128-25	Nut - Lock	7 7 4
3272-10	Pin - Cotter	3 3 1	32128-26	Nut - Flange	8 21 4
3272-10	Pin - Cotter	7 20 1	32128-44	Nut - Flange	31 8 9
3272-10	Pin - Cotter	5 37 2	32136-14	Nut - Hex. Slotted	59 9 4
3272-12	Pin - Cotter	59 6 2	32136-14	Nut - Hex. Slotted	52 48 2
3272-12	Pin - Cotter	52 49 2	32144-10	Screw	7 26 2
3272-13	Pin - Cotter	59 34 2	32144-11	Screw	49 3 1
3274-59	Screw - Cap	29 30 6	32144-11	Screw - Self Tapping	69 17 1
3274-81	Screw - Cap	29 45 8	32144-11	Screw - Thread Forming	18 17 5
3290-93	Screw - HH	11 7 4	32144-11	Screw Thread Forming	3 36 2
3290-271	Rivet - Pop	31 3 2	32144-14	Screw - Cap Hex. Hd.	5 18 2
3290-282	Rivet - Pop	32 50 1	32144-14	Screw - Cap Hex. Hd.	64 40 3
3290-307	Pin - Cotter, Hair	7 33 1	32144-18	Screw - Hex. Washer Hd.	12 50 2
3290-354	Plate - Nut	11 10 2	32144-21	Screw	3 16 1
3290-378	Tie - Cable	49 20 3	32148-7	Nut - Clinch	1 4 5
3290-378	Tie - Cable	16 23 3	32148-10	Nut - Clinch	31 14 2
3290-378	Tie - Cable	69 24 2	32151-10	Ring - Retaining	59 16 2
3290-378	Tie - Cable	74 27 1	32151-36	Ring - Retaining	69 18 4
3290-378	Tie - Cable	7 31 2	32151-61	Ring - Retaining	69 13 4
3290-378	Tie - Cable	19 41 3	32151-72	Retainer - Push On	31 28 2
3290-378	Tie - Cable	12 44 2	32151-96	Ring - Retaining	51 14 2
3290-378	Tie - Cable	62 44 6	32151-104	Ring - Retaining	59 40 1
3290-378	Tie - Cable	3 45 4	32151-104	Ring - Retaining	51 43 2
3290-378	Tie - Cable	5 48 1	32152-5	Nut - Lock	59 49 2
3290-378	Tie - Cable	64 50 3	32152-10	Nut	70 3 1
3290-378	Tie - Cable	32 52 2	32152-10	Nut	71 3 1
3290-461	Washer - Belleville	5 24 1	32152-10	Nut - Lock	66 3 1
3290-467	Pin - Cotter, Hair	7 6 1	32152-10	Nut - Lock	67 3 1
3290-467	Pin - Cotter, Hair	1 19 2	32152-10	Nut - Lock	68 3 1
3290-489	Knob - Control, Lift	11 29 1	33004-00	Nut - Hex. Flange	32 44 2
3296-2	Nut - Lock	11 14 4	33005-00	Nut - Hex. Flange	32 1 9
3296-20	Nut - Lock, Insert	3 29 4	33005-00	Nut - Hex. Flange	16 5 2
3296-23	Nut - Lock	51 11 2	33005-00	Nut - Hex. Flange	49 48 2
3296-23	Nut - Lock	31 37 4	33023-00	Nut - Lock	49 32 1
3296-23	Nut - Lock	31 46 2	33023-00	Nut - Lock	12 55 3
3296-29	Nut - Lock	6 1 4	33024-00	Nut	65 60 1
3296-29	Nut - Lock	49 2 1	33024-00	Nut - Lock	76 8 5
3296-29	Nut - Lock	7 13 8	33025-00	Nut	69 9 2
3296-29	Nut - Lock	72 25 1	33025-00	Nut	64 18 6
3296-39	Nut - Lock	6 14 3	33029-00	Nut - Lock	51 13 1
3296-39	Nut - Lock	7 24 1	33093-00	Washer	49 31 1
3296-39	Nut - Lock	5 25 3	33093-00	Washer - Flat	11 37 6
3296-42	Nut - Lock	12 46 2	33093-00	Washer - Flat	2 48 6
3296-44	Nut - Lock	8 22 1	33103-020	Screw - Hex. Hd. Flange	49 26 1
3296-45	Nut - Lock	59 11 2	33104-016	Screw - Hex. Hd. Flange	72 27 4
3296-47	Nut - Lock	62 47 4	33104-016	Screw - Hex. Hd. Flange	49 43 2
3296-51	Nut - Lock	59 13 1	33104-020	Screw - HHH (Europe)	31 51 3

*Not Illustrated

TORO PART NUMBER INDEX (Cont.)

Part No.	Description	Pg. Ref. No. No. Qty.	Part No.	Description	Pg. Ref. No. No. Qty.
33104-020	Screw - Hex. Hd. Flange	32 35 2	340-92	Fitting - Hydraulic	64 7 1
33104-025	Screw - Hex. Hd. Flange	61 13 4	340-92	Fitting - Hydraulic	74 25 5
33104-030	Screw - HHF	76 5 5	340-92	Fitting - Hydraulic	69 26 2
33104-060	Screw - HH	65 56 1	340-97	Fitting - Hydraulic 90°	59 43 2
33105-025	Screw - Hex. Hd. Flange	16 13 3	340-97	Fitting - Hydraulic 90°	52 52 2
33105-025	Screw - Hex. Hd. Flange	15 28 3	340-98	Fitting - Hydraulic 90°	74 5 10
33105-030	Screw - Hex. Hd. Flange	16 2 2	340-98	Fitting - Hydraulic 90°	61 28 1
33105-030	Screw - Hex. Hd. Flange	31 2 2	340-98	Fitting - Hydraulic 90°	19 46 1
33105-030	Screw - Hex. Hd. Flange	32 8 6	340-103	Fitting - Hydraulic 45°	69 21 1
33105-030	Screw - Hex. Hd. Flange	49 14 2	340-105	Fitting - Hydraulic 90°	25 9 2
33105-035	Screw - Flange	2 54 2	340-117	Cap - Fitting	3 40 1
33105-040	Screw - HH	65 58 2	340-126	Nut - Bulkhead	51 8 3
33105-040	Screw - HHF	69 30 2	340-127	Nut - Bulkhead	18 6 1
33105-070	Screw - Hex. Hd. Flange	32 7 3	340-127	Nut - Bulkhead	74 10 5
33106-030	Screw - Hex. Hd. Flange	18 21 12	340-127	Nut - Bulkhead	61 19 4
33106-035	Screw - HHF	76 1 3	340-128	Nut - Bulkhead	18 13 2
33106-035	Screw - HHF	1 6 8	340-128	Nut - Bulkhead	18 13 3
33106-090	Screw - Hex. Hd. Flange	18 36 8	340-129	Fitting - Hydraulic 90°	25 30 1
33108-035	Screw	1 25 6	340-129	Fitting - Hydraulic 90°	25 31 1
33114-010	Screw - HH	69 39 4	340-132	Fitting - Hydraulic 90°	64 11 5
33116-120	Screw - Hex. Hd.	18 37 4	340-132	Fitting - Hydraulic 90°	72 11 1
33118-025	Screw - Hex. Hd. Flange	31 1 2	340-132	Fitting - Hydraulic 90°	61 25 2
340-2	Adapter	3 6 4	340-132	Fitting - Hydraulic 90°	69 28 1
340-2	Adapter	51 37 1	340-139	Fitting - Elbow 90°	15 14 1
340-2	Adapter	15 37 1	340-139	Fitting - Hydraulic 90°	72 21 1
340-2	Adapter - Hydraulic	72 23 1	340-142	Fitting - Hydraulic 90°	15 19 1
340-4	Fitting - Hydraulic	72 17 4	340-142	Fitting - Hydraulic 90°	51 21 1
340-4	Fitting - Hydraulic	61 29 1	340-142	Fitting - Hydraulic 90°	18 23 4
340-5	Fitting - Hydraulic	19 40 2	340-148	Fitting - Tee	61 32 1
340-9	Fitting - Hydraulic	15 11 1	340-154	Fitting - Hydraulic 90°	61 4 2
340-9	Fitting - Hydraulic	51 18 1	340-157	Fitting - Tee	15 32 1
340-15	Fitting - Hydraulic 90°	25 30 1	340-161	Fitting - Adapter	61 3 1
340-17	Fitting - Hydraulic 90°	25 28	353-508	Plug	51 39 1
340-18	Fitting - Hydraulic 90°	18 34 1	353-949	O-Ring	25 13 1
340-65	O-Ring	19*53 6	353-989	Plug	63 11 5
340-65	O-Ring	25 32 2	353-989	Plug	73 14 5
340-68	Fitting - Hydraulic, Tee	74 23 1	353-990	Plug	63 4 4
340-68	Fitting - Tee, Bulkhead	3 37 1	353-990	Plug	73 5 10
340-70	Nut - Bulkhead	61 11 7	353-991	Plug	63 6 4
340-70	Nut - Bulkhead	74 13 2	353-991	Plug	73 12 10
340-70	Nut - Lock	51 26 2	354-77	Fitting - Quick Connect	25 2 4
340-70	Nut - Lock, Bulkhead	3 38 4	354-77	Fitting - Quick Connect	72 14 1
340-70	Nut - Lock, Bulkhead	59 57 2	354-77	Fitting - Quick Connect	61 23 1
340-74	Nut - Bulkhead	31 31 2	354-79	Cap - Dust	25 1 4
340-77	Fitting - Hydraulic 90°	25 6 1	354-79	Cap - Fitting	72 15 1
340-92	Fitting - Hydraulic	72 4 4	354-79	Cap - Fitting	61 24 1

PRODUCT CHANGES

In an effort to make improvements available to TORO owners as quickly as possible, minor changes are incorporated into Toro's products from time to time that do not become immediately shown in the Parts Catalog. If such a change has been made in your unit, which is not reflected in your manual, see your TORO Distributor or his Authorized TORO Service Dealer for information and part numbers.

IDENTIFICATION AND ORDERING

MODEL AND SERIAL NUMBERS

The Reelmaster 6500D has two identification numbers; a model number and a serial number. The two numbers are stamped on a plate which is located on the main frame under the operator's platform. In any correspondence concerning the Reelmaster 6500D, supply model and serial numbers to assure that correct information and replacement parts are obtained.

To order replacement parts from an Authorized TORO Service Dealer, supply the following information:

1. Model and serial number of the Reelmaster 6500D.
2. Part number, description, and the quantity of part(s) desired.

NOTE: Do not order by reference number if a parts catalog is being used; use the PART NUMBER.

TABLE OF CONTENTS

Description	Page	Description	Page
Frame & Body Assembly	1-2	Collector Assembly	42
Steering Tower Assembly	3	Water Pump Assembly	43
Steering Valve Assembly No. 92-7544	4	Fuel Injection Pump Assembly	44
Traction & Brake Pedal Assembly	5	Fuel Injector Assembly	45
Seat Frame & Throttle Assembly	6-7	Alternator Assembly	46
Seat Suspension Assembly	8	Starter Assembly	47
Diagnostic - ACE Display Assembly	9	Glow Plug & Glow Relay	48
Electrical Schematic	10	Engine Components Assembly	49
Control Console Assembly	11-12	Air Cleaner Assembly No. 93-7485	50
Hydraulic Schematic Model 03800	13	4-WD Axle Assembly (Model No. 03801)	51-52
Hydraulic Schematic Model 03801	14	Sleeve Assembly (Model No. 03801)	53
Hydraulic Filter & Reservoir Assembly	15	Axle Housing Assembly (Model No. 03801)	54
Fuel Tank & Filter Assembly	16	Differential & Shaft Assembly (Model No. 03801)	55
Fuel Filter Assembly	17	Steering Gear Case Asm. (Model No. 03801)	56
Front Hydraulic Drive & Brake Assembly	18-19	Steering Arm Linkage (Model No. 03801)	57
Planetary Drive Assembly No. 92-7415	20	Hydraulic Cylinder No. 92-6584	58
Brake Asm. No. 92-7414 RH & 92-7417 LH	21	2-WD Rear Axle Assembly	59
Hydraulic Motor Assembly No. 92-7385	22	Hydraulic Cylinder No. 92-6585	60
Hydraulic Motor Asm. No. 93-7476 W/Sensor	23	Rear Hydraulic Control Block & Tubes	61-62
4-WD Hydraulic Motor Asm. No. 92-7386	24	Manifold Assembly No. 92-7419	63
Pump Installation Assembly	25	Front Lift Arms Assembly	64-65
Gear Pump Assembly No. 93-2175	26-27	Hydraulic Cylinder No. 93-7555	66
Servo Controlled Piston Pump Asm. No. 92-7383	28-29	Hydraulic Cylinder No. 93-7551	67
Manual Servo Control No. 94-3019	30	Hydraulic Cylinder No. 93-2650	68
Radiator & Shroud Assembly	31	Rear Lift Arm Assembly	69
Engine Installation Assembly	32	Hydraulic Cylinder No. 93-7420	70
Crankcase Assembly	33	Hydraulic Cylinder No. 93-7421	71
Crankshaft Assembly	34	Front Hydraulic Control Block & Hoses	72
Cylinder Head Assembly	35-37	Control Block Assembly No. 92-7418	73
Camshaft & Fan Support Assembly	38	Reel Motor & Hoses	74
Belt Cover Assembly	39	Reel Motor Assembly No. 92-7387	75
Intake & Exhaust Manifold Assembly	40	Roll Over Protection System (ROPS)	76
Oil Pump Assembly	41	Numerical Parts Index	77-90

