



Count on it.

Parts Catalog

Groundsmaster® 328-D

4-Wheel Drive Traction Unit

Model No. 30631—Serial No. 31000001 and Up

Ordering Replacement Parts

To order replacement parts, please supply the part number, the quantity, and the description of each part desired.

Understanding Reference Numbers

Each identified part in an illustration has a reference number. The reference number for a part also appears in the parts list, along with other information about the part.

This catalog uses two special reference number formats, one to indicate parts in a service assembly and another to indicate the quantity of a given part in an illustration.

Service Assembly Reference Numbers

Parts in service assemblies have reference numbers in the form a:b. The a represents the reference number of the entire service assembly and the b represents a sequential number unique to each part within the service assembly.

For example, a wheel assembly might be identified by reference number 6, the tire by 6:1, the valve by 6:2, and the wheel by 6:3. When you order the assembly identified by reference number 6, you receive all parts identified by reference numbers 6:1, 6:2, and 6:3. However, you may also order any part individually. Reference numbers of this type appear in illustration and in parts lists.

Reference Numbers Indicating Quantity

In an illustration, if a reference number indicates more than one part, the reference number has the form nX y. The n represents the quantity of the part, the X is the multiplication symbol, and the y represents the reference number.

For example, in an illustration, the reference number 2X 37 means that two of the parts identified by reference number 37 are indicated.

List of Abbreviations

AR: as required

ASM: assembly

BBC: blade brake control

BHTF: button head thread forming

CARR: carriage

CCW: counter clockwise

CW: clockwise

DEG: degrees

DPA: Dual Point Adjustment

ECM: electronic control module

EXT: external

FH: flat head

GA: gauge

HD: heavy-duty

HF: hex flange

HH: hex head

HHF: hex head flange

HHFTF: hex head flange thread forming

HJ: hex jam

HLH: hex lag head

HOC: height-of-cut

HSBH: hex socket button head

HSFH: hex socket flat head

HSH: hex socket head

HWH: hex washer head

HWHTF: hex washer head thread forming

HYD: hydraulic

LH: left hand

LP: Liquid Propane

NI: nylon insert

NPTF: national pipe thread fine

PFH: phillips flat head

PPH: phillips pan head

PPHTF: phillips pan head thread forming

PRH: phillips round head

PTH: phillips truss head

PTO: power-take-off

RH: right hand

ROPS: roll-over protection system

RRB: rear roller brush

SFH: slotted fillister head

SHH: slotted hex head

SHWH: slotted hex washer head

SPH: slotted pan head

SQH: square head

SRH: slotted round head

STD: standard

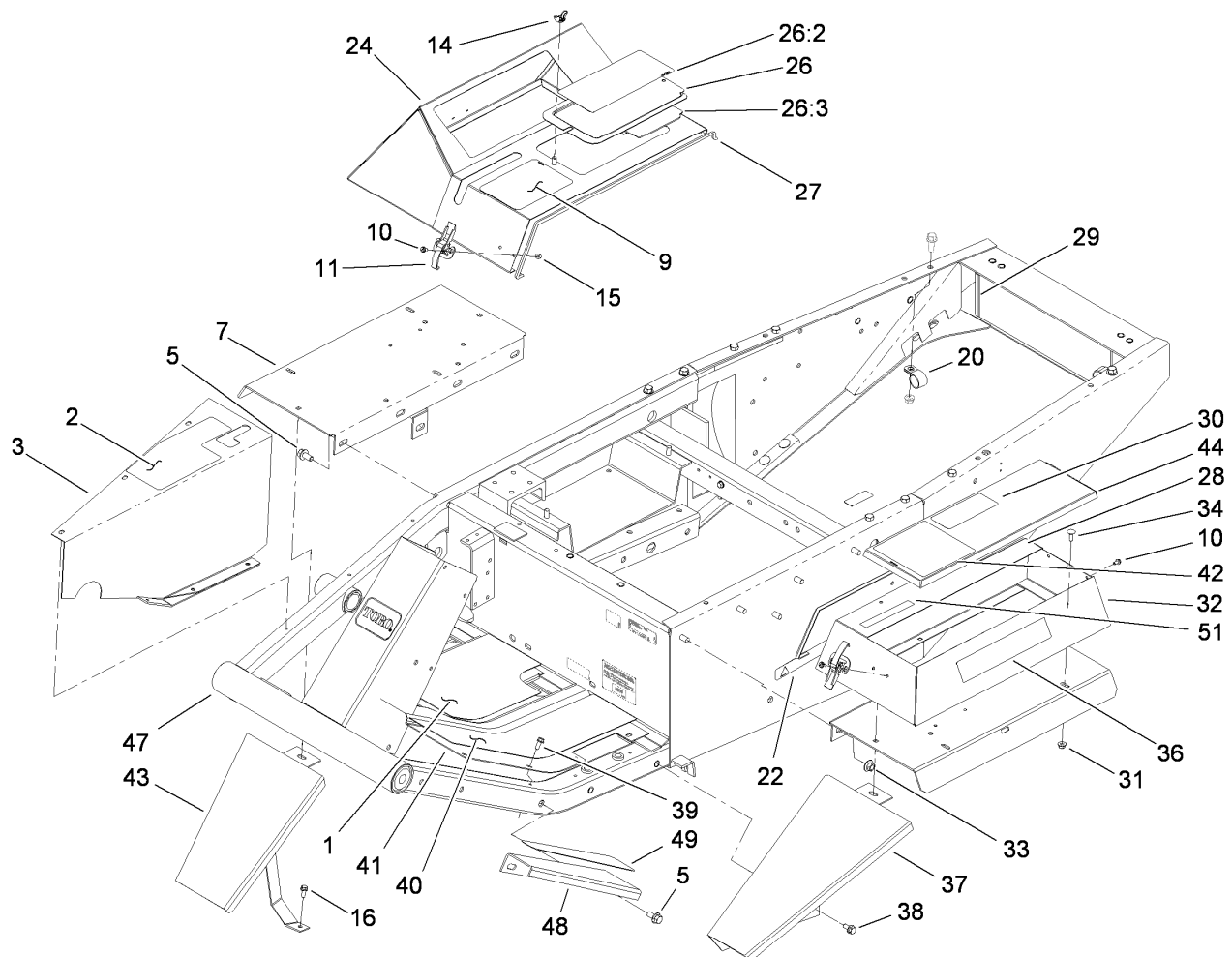
TAP: self tapping

TTH: torx truss head

Contents

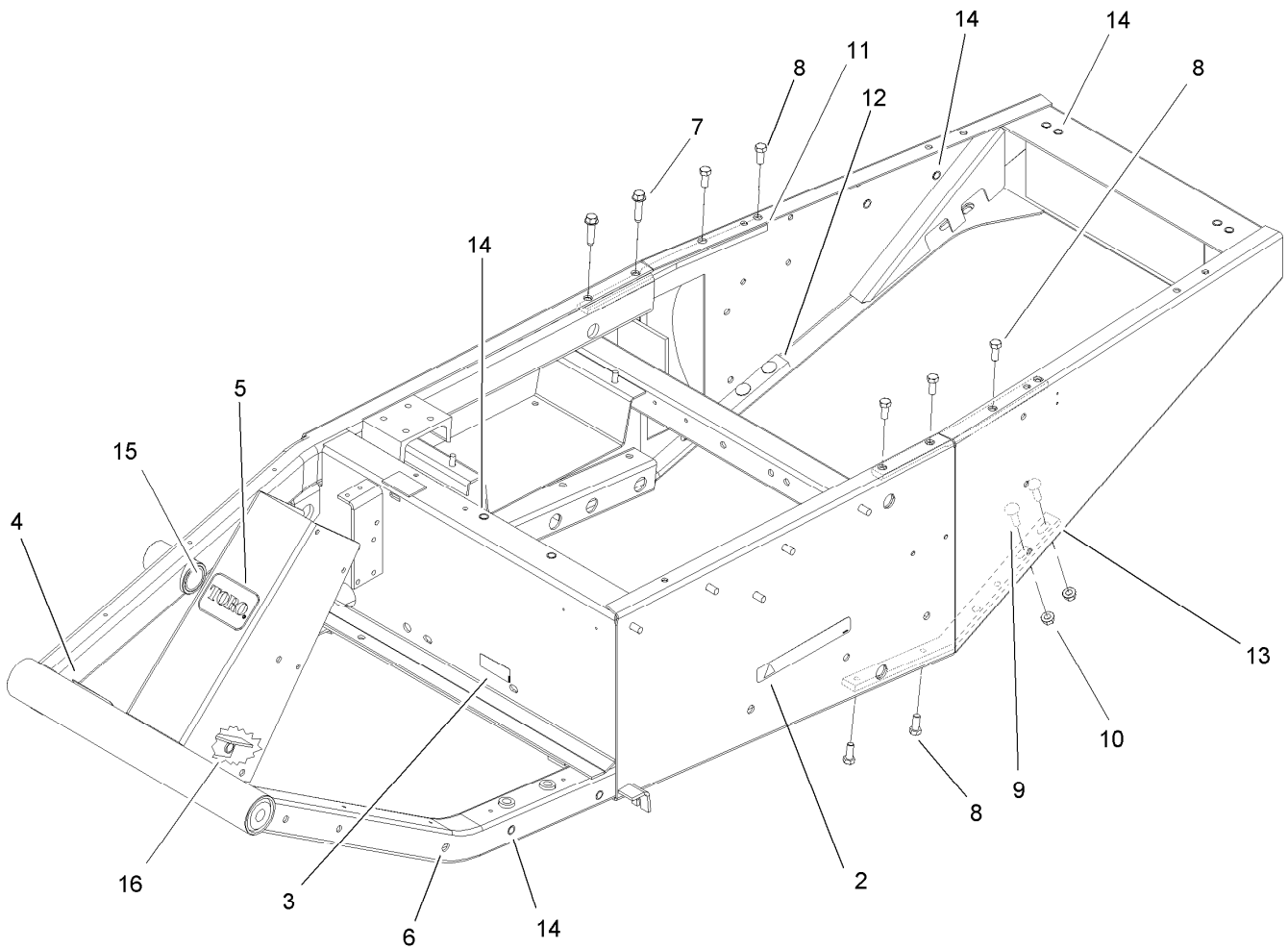
Frame Assembly.....	5
Frame Assembly No. 98-3879.....	6
Control Panel and Battery Assembly.....	7
Brake Pedal Assembly.....	8
Traction Pedal Assembly.....	9
Power Steering Assembly.....	10
Steer Valve and Column Assembly No. 108-6557.....	11
Engine Installation Assembly.....	12
Air Cleaner Assembly No. 104-3428.....	13
Engine Mounting and Component Assembly.....	14
Engine Pulley System Assembly.....	16
Fan Support Assembly No. 106-4399.....	17
Power-Take-Off and Shaft Assembly.....	18
Power-Take-Off Assembly.....	19
Valve and Cylinder Assembly.....	20
Hydraulic Cylinder Assembly No. 100-6586 (2-1/2in Bore).....	21
Hydraulic Cylinder Assembly No. 100-6591 (3in Bore) (Optional).....	22
Valve Assembly No. 106-8071-01.....	23
Radiator and Hood Assembly.....	24
Hydrostatic Transmission Assembly.....	26
Transmission Pump Assembly.....	27
Transmission Motor Assembly.....	29
Neutral Centering Device Assembly.....	30
4 Wheel Drive Rear Axle Assembly.....	31
Driveshaft Assembly No. 98-5009.....	33
Bevel Pinion Shaft Assembly Rear Axle Assembly No. 106-1120.....	34
Differential Assembly Rear Axle Assembly No. 106-1120.....	35
Axle Support Assembly Rear Axle Assembly No. 106-1120.....	36
Bevel Gear Case Assembly Drive Axle Assembly No. 106-1120.....	37
Bevel Gear Shaft Assembly Rear Axle Assembly No. 106-1120.....	38
Axle Case Assembly Rear Axle Assembly No. 106-1120.....	39
Axle Assembly Rear Axle Assembly No. 106-1120.....	40
Bi-Directional Clutch Assembly No. 95-6296.....	41
Hydraulic Cylinder Assembly No. 99-2415.....	42
Tie Rod Assembly No. 98-3871-03.....	43
Push Arm and Roll-Over Protection System Assembly.....	44
Fuel Filter Assembly.....	46
Fuel Tank and Front Axle Assembly.....	47
Front Axle Assembly No. 86-9630-03.....	48
Differential Case Assembly No. 110-4136.....	50
Front Axle Brake Assembly.....	51
Crankcase Assembly.....	52
Oil Pan Assembly.....	53
Cylinder Head Assembly.....	54
Gear Case Assembly.....	55
Cylinder Head Cover Assembly.....	56
Dipstick and Guide Assembly.....	57
Main Bearing Case Assembly.....	58
Cam Shaft and Idle Gear Assembly.....	59
Piston and Crankshaft Assembly.....	60
Flywheel Assembly.....	61
Fuel Camshaft and Governor Shaft Assembly.....	62
Idle Apparatus and Stop Solenoid Assembly.....	63
Injection Pump Assembly.....	64

Governor Assembly 65
Speed Control Plate Assembly 66
Nozzle Holder and Glow Plug Assembly 67
Nozzle Holder Assembly 68
Alternator and Pulley Assembly 69
Alternator Components Assembly 70
Starter Assembly 71
Starter (Component Part) Assembly 72
Water Flange and Thermostat Assembly 73
Water Pump Assembly 74
Valve and Rocker Arm Assembly 75
Inlet and Exhaust Manifold Assembly 76
Muffler Gasket and Operator Manual 77
Upper and Lower Gasket Kits 78
Attachments and Accessories 79



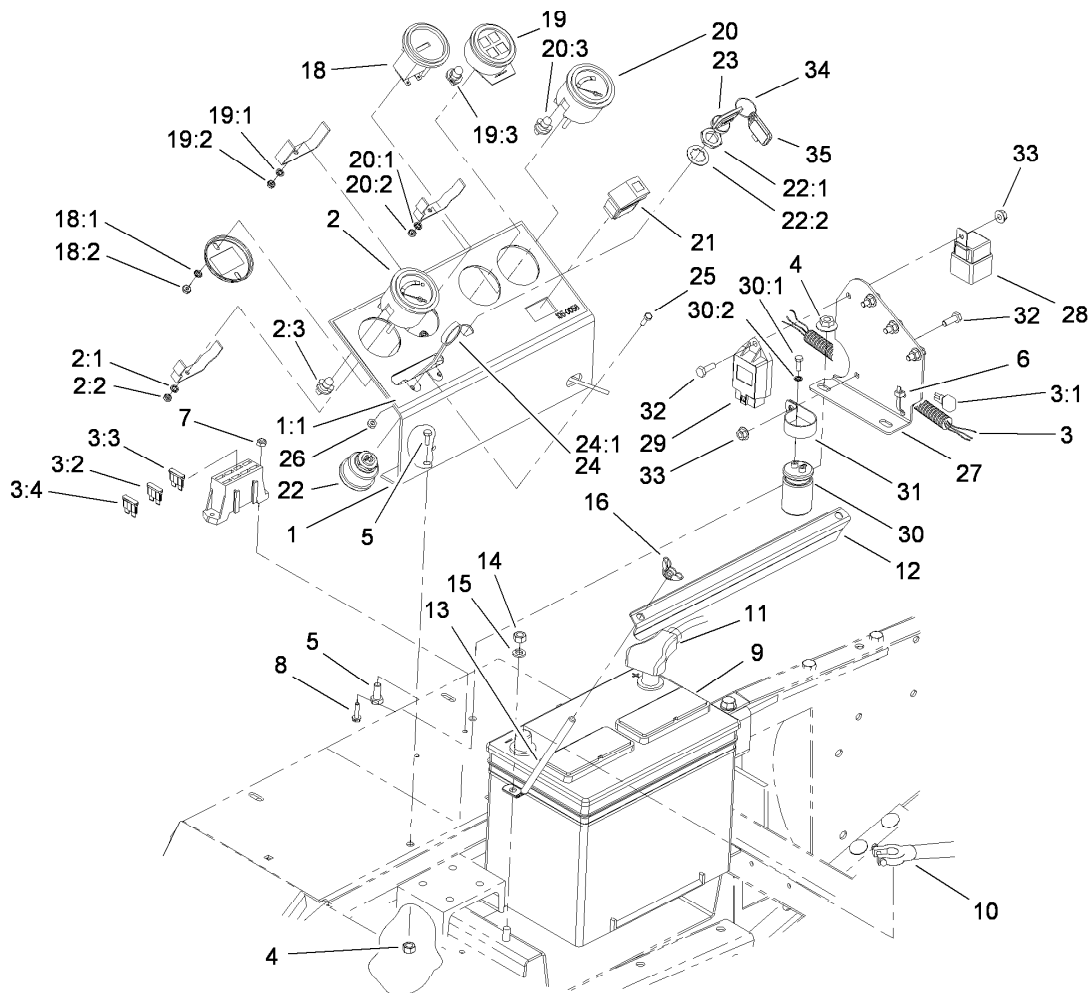
Frame Assembly

<i>Ref.</i>	<i>Part Number</i>	<i>Qty.</i>	<i>Description</i>	<i>Ref.</i>	<i>Part Number</i>	<i>Qty.</i>	<i>Description</i>
1	21-2770	1	Pad-Floor Plate, RH	29	43-4300	2	Trim-Frame, Rear
2	105-7823	1	Decal-Caution	30	93-7822	1	Decal-Refueling
3	21-2660-01	1	Plate-Side	31	32128-33	5	Nut-HF
5	3234-12	5	Screw-HHF	32	93-3182-03	1	Box-Tool
7	105-2596-01	2	Fender ASM	33	3290-357	6	Nut-HHF, Whiz
9	107-2918	1	Decal-Danger	34	3229-1	5	Screw-CARR
10	3290-144	9	Screw-SHWH	36	72-3560	2	Decal
11	249-21	3	Clamp-Slotted	37	68-8610-01	1	Extension-Fender
14	32103-2	1	Nut-Wing	38	3234-14	2	Screw-HHF
15	3296-2	9	Nut-Lock, NI	39	9266714	11	Screw-HWH
16	3234-33	1	Screw-HHF	40	21-2760	1	Pad-Plate Floor, LH
20	2412-39	2	R-Clamp	41	88-0070-01	1	Plate-Floor
22	37-9650	1	Trim-Box, Tool	42	93-7839	1	Decal-Danger
24	38-4550-03	1	Cover-Instruments	43	93-7626-01	1	Fender-RH
26	105-2565	1	Battery Cover ASM	44	93-3177-03	1	Cover-Box, Tool
26:2	107-2927	1	Decal-Starting Instructions	47	98-3879	1	Frame ASM
26:3	92-7801	1	Shield-Cover, Battery	48	93-7410-01	1	Panel-Foatrest
27	39-8020	1	Trim-Cover, Instrument	49	66-3200	1	Tread-Foatrest, LH
28	114-9600	1	Decal-Low Sulfur	51	117-2718	1	Decal-Arrester, Spark



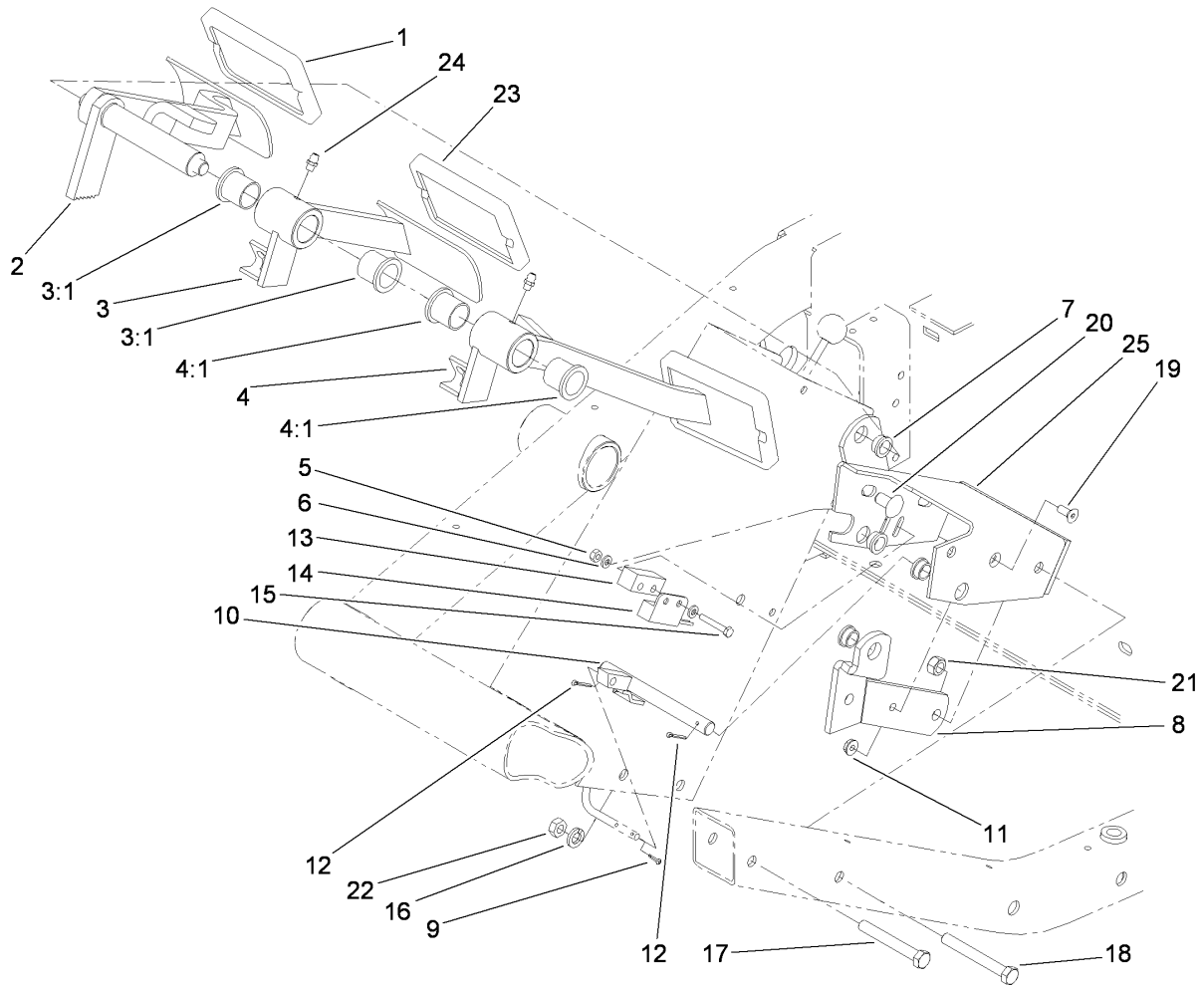
Frame Assembly No. 98-3879

<i>Ref.</i>	<i>Part Number</i>	<i>Qty.</i>	<i>Description</i>
2	93-7830	2	Decal-Torque
3	93-6686	1	Decal-Oil, HYD
4	93-7836	1	Decal-Pedal, Traction
5	70-2200	1	Decal
6	32148-9	1	Insert-Nut
7	11-0590	2	Screw-HWHTF
8	3234-25	9	Screw-HHF
9	3231-25	4	Screw-CARR
10	32128-21	4	Nut-HF
11	98-3866-01	2	Brace-Upper
12	98-3865-01	1	Brace-Right, Lower
13	98-3864-01	1	Brace-Left, Lower
14	3290-472	10	Insert-Threaded
15	256-126	2	Bushing
16	256-156	1	Bushing-Flange



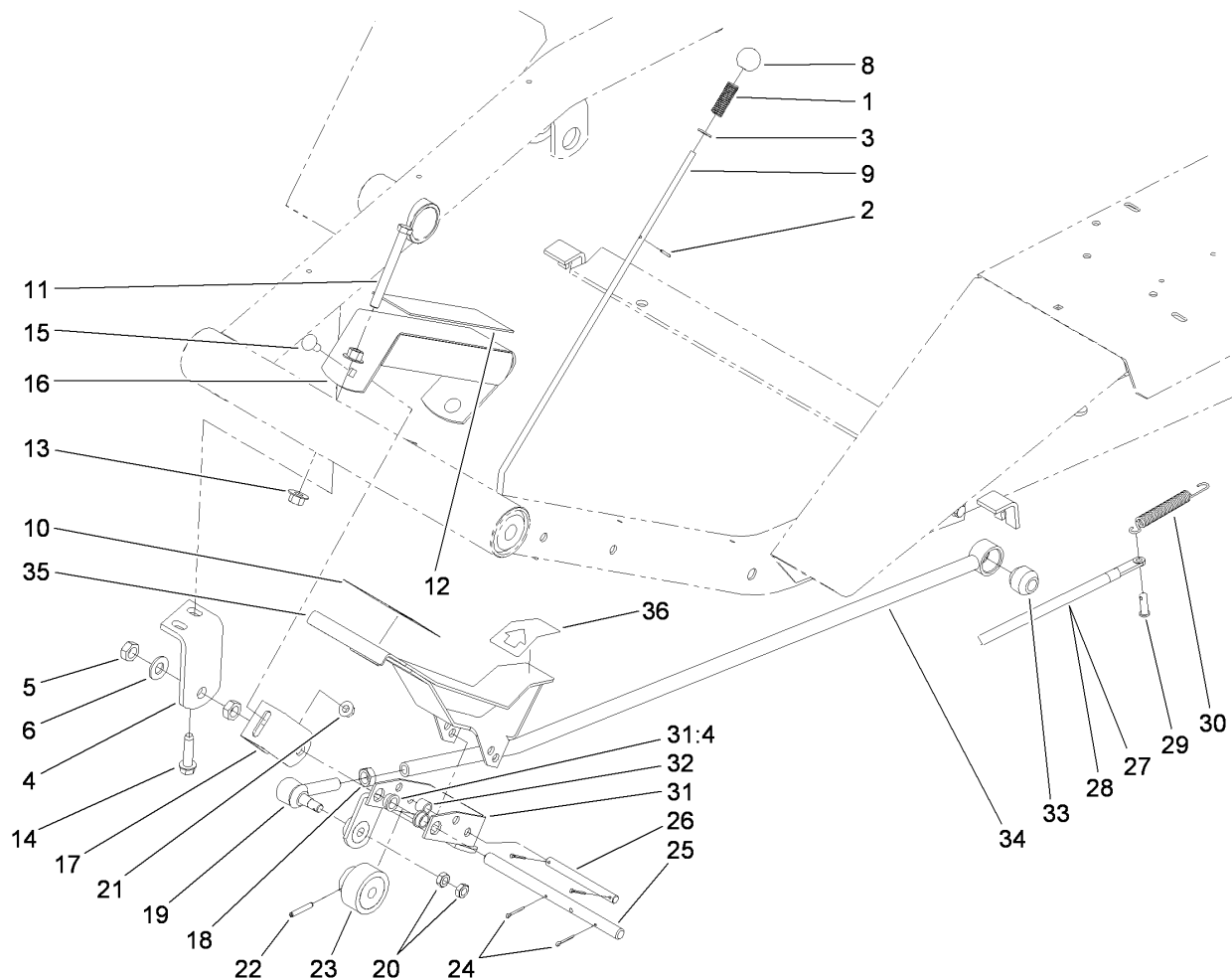
Control Panel and Battery Assembly

Ref.	Part Number	Qty.	Description	Ref.	Part Number	Qty.	Description
1	105-2917	1	Instrument Panel ASM	19:1	3254-1	1	Washer-Lock, Int
1:1	105-0056	1	Decal-Panel, Instrument	19:2	3217-27	1	Nut-Hex
2	98-9339	1	Gauge-Fuel	19:3	105-9264	4	Bulb And Lamp ASM
2:1	3254-1	3	Washer-Lock, Int	20	98-9308	1	Gauge-Temperature
2:2	3217-27	3	Nut-Hex	20:1	3254-1	3	Washer-Lock, Int
2:3	105-9265	1	Bulb And Lamp ASM	20:2	3217-27	3	Nut-Hex
3	114-9722	1	Harness-Wire	20:3	105-9265	1	Bulb And Lamp ASM
3:1	100-4918	2	Diode	21	100-8072	1	Switch
3:2	114241	1	Fuse-Blade, 7.5 Amp	22	104-2541	1	Switch ASM
3:3	109355	1	Fuse-Blade, 15 Amp	22:1	218-461	1	Nut-HH
3:4	218-578	1	Fuse-Blade, 10 Amp	22:2	3254-5	1	Washer-Tooth, Internal
4	32128-44	4	Nut	23	63-8360	2	Key-Ignition
5	322-3	4	Screw-HH	24	43-3990	1	Control-Throttle
6	3290-379	2	Tie-Cable	24:1	233-35	1	Knob
7	3296-2	2	Nut-Lock, NI	25	3290-134	2	Screw
8	32105-13	2	Screw-HWH	26	3296-12	2	Nut-Lock, NI
9	106-5190	1	Battery	27	105-0002-01	1	Bracket-Relay
10	104-9497	1	Cable-Battery, Negative	28	99-7430	4	Relay
11	95-8853	1	Cable-Battery, Positive	29	98-7611	1	Controller-Glow
12	24-6420-03	1	Holddown-Battery	30	37-2690	1	Capacitor
13	24-6390	2	Stud-Holddown, Battery	30:1	3252-18	2	Screw
14	3217-6	2	Nut-Hex	30:2	3254-1	2	Washer-Lock, Int
15	3253-4	2	Washer-Lock	31	2412-74	1	R-Clamp
16	32103-2	2	Nut-Wing	32	321-4	5	Screw-HH
18	66-2950	1	Gauge-Hourmeter	33	32128-33	5	Nut-HF
18:1	3255-20	2	Washer-Lock	34	98-9321	1	Ring-Key
18:2	3217-25	2	Nut-Hex	35	99-8970	2	Key-Latch, Hood
19	112-6561	1	Warning Light ASM				



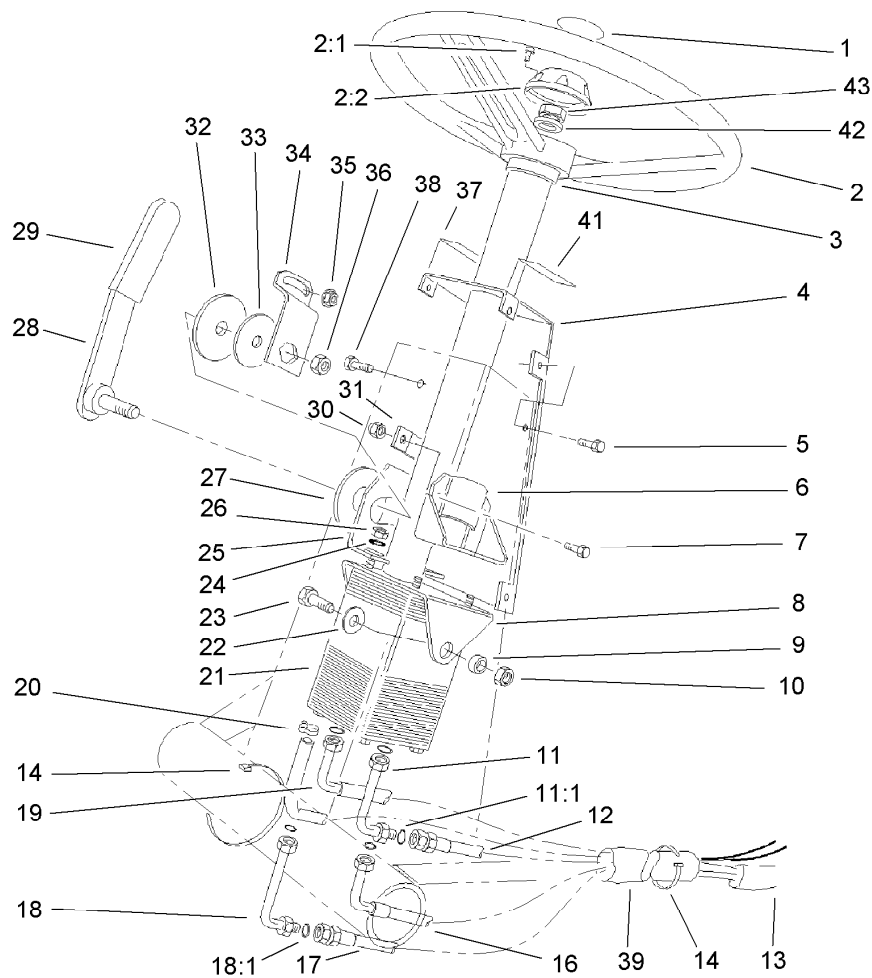
Brake Pedal Assembly

<i>Ref.</i>	<i>Part Number</i>	<i>Qty.</i>	<i>Description</i>	<i>Ref.</i>	<i>Part Number</i>	<i>Qty.</i>	<i>Description</i>
1	93-8742	1	Footpad-Brake	13	105-0064	1	Spacer-Switch
2	27-8550-01	1	Parking Brake Pedal ASM	14	100-1270	1	Switch-Proximity
3	27-7510	1	RH Brake Pedal ASM	15	3290-360	2	Screw-HH
3:1	256-10	2	Bushing-Flange	16	3253-21	2	Washer-Lock
4	27-7490	1	LH Brake Pedal ASM	17	323-13	1	Screw-HH
4:1	256-10	2	Bushing-Flange	18	323-14	1	Screw-HH
5	3296-2	2	Nut-Lock, NI	19	3274-47	1	Screw-HSFH
6	3256-51	4	Washer-Flat	20	3231-21	2	Screw-CARR
7	256-156	4	Bushing-Flange	21	32153-2	2	Nut-Lock, Side
8	27-9270-01	1	Pivot Shaft Mount ASM	22	3217-7	2	Nut-Hex
9	3272-5	2	Pin-Cotter	23	93-8743	2	Footpad-Turn
10	105-0065	1	Parking Brake Shaft ASM	24	302-5	2	Fitting-Grease
11	32149-2	1	Nut-Keps	25	105-0066-01	1	Brake Pedal Mount ASM
12	3272-6	2	Pin-Cotter				



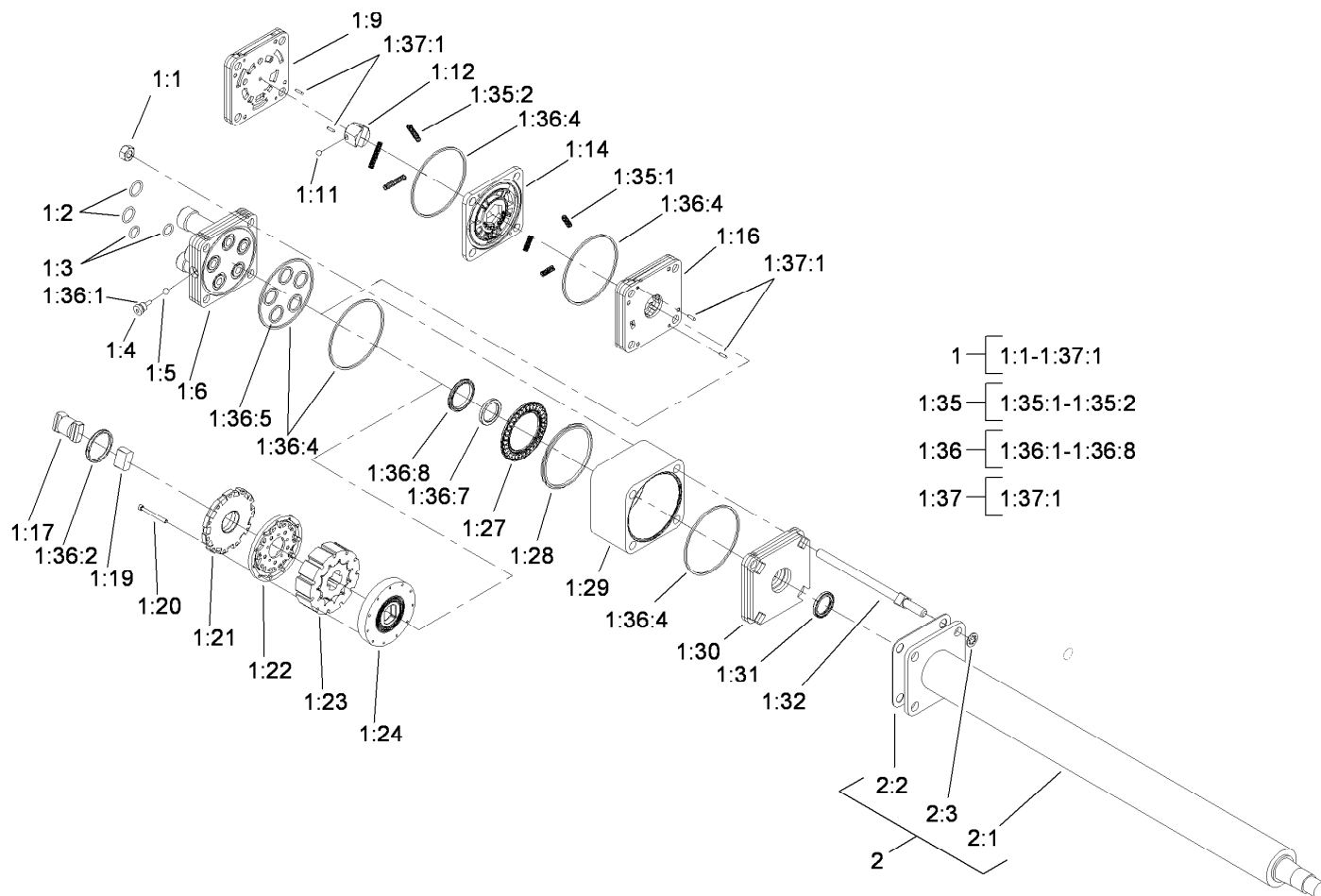
Traction Pedal Assembly

<i>Ref.</i>	<i>Part Number</i>	<i>Qty.</i>	<i>Description</i>	<i>Ref.</i>	<i>Part Number</i>	<i>Qty.</i>	<i>Description</i>
1	95-1821	1	Spring-Compression	20	3220-3	2	Nut-HJ
2	3272-5	1	Pin-Cotter	21	32128-20	2	Nut-HF
3	3256-22	1	Washer-Flat	22	32121-6	1	Pin-Roll, Slotted
4	21-2850-01	1	Mount-Pedal, RH	23	28-5220	1	Friction Wheel ASM
5	3218-5	2	Nut-Jam	24	3272-6	4	Pin-Cotter
6	3256-26	1	Washer-Flat	25	88-1650	1	Shaft-Pedal, Traction
8	233-17	1	Knob	26	88-1640	1	Pin-Pedal, Traction
9	82-8670	1	Rod-Latch, Brake	27	108-1380	1	LH Brake Cable ASM
10	94-3307	1	Pad-Pedal, Traction	28	108-1379	1	RH Brake Cable ASM
11	323-15	1	Screw-HH	29	283-58	2	Pin-Clevis
12	88-1720	1	Pad-Footrest	30	3-7243	2	Spring-Extension
13	32128-43	2	Nut-Flange	31	88-1670	1	Pivot Bracket ASM
14	11-0590	2	Screw-HWHTF	31:4	256-156	2	Bushing-Flange
15	3230-1	2	Bolt-CARR	32	88-0470	1	Tube-Spacer, Pedal
16	88-1710-01	1	Footrest ASM	33	23-2270	1	Bushing-Rubber
17	88-1680-01	1	Bracket-Footrest	34	23-2240-03	1	Pump Control Tube ASM
18	3220-5	1	Nut-Jam	35	94-3304-01	1	Support-Pedal
19	21-0141-03	1	RH Ball Joint ASM	36	94-3308	1	Pad-Pedal, Traction



Power Steering Assembly

Ref.	Part Number	Qty.	Description	Ref.	Part Number	Qty.	Description
1	68-5370	1	Decal	21	108-6557	1	Steer Valve And Column ASM
2	75-0560	1	Wheel-Steering	22	3256-46	2	Washer-Flat
2:1	32144-21	1	Screw	23	323-6	2	Screw-HH
2:2	68-5140	1	Cap-Wheel, Steering	24	3256-3	4	Washer-Flat
3	21-9260	1	Cover-Dust	25	80-2940-03	1	Plate-Pivot
4	82-8660-01	1	Cover-Tower	26	3296-20	4	Nut-Lock, NI
5	32144-10	6	Screw-HWH	27	31-0390	1	Disc-Friction
6	67-8690-03	1	Support-Column	28	108-6092	1	Lever-Steering, Tilt
7	322-5	2	Screw-HH	29	21-1880	1	Grip-Handle
8	77-3120-01	1	Bracket-Mounting, Column	30	3296-29	2	Nut-Lock, NI
9	80-2960	2	Spacer-Tower	31	82-8650	1	Clamp-Column
10	3296-39	2	Nut-Lock, NI	32	82-9010	1	Disc-Friction
11	82-8760	1	Elbow-HYD	33	80-2930	1	Washer-Flat
11:1	237-30	1	O-Ring	34	80-2880	1	Bracket-Tilt
12	63-8970	1	Hose-HYD	35	32128-20	1	Nut-HF
13	70-1390	1	Sleeve-Protective	36	3218-7	1	Nut-Jam
14	3290-379	4	Tie-Cable	37	82-8940	1	Decal-Steering, Tilt
16	68-9730	1	Hose-Steering, HYD	38	322-4	1	Screw-HH
17	68-9720	1	Hose-Steering, HYD	39	70-1380	1	Sleeve-Protective
18	82-8770	1	Elbow-HYD	41	93-7831	1	Decal-Brake, Parking
18:1	237-22	1	O-Ring	42	3256-27	1	Washer-Flat
19	63-8980	1	Hose-HYD	43	3296-33	1	Nut-Lock, NI
20	2412-36	1	Clamp-Hose				

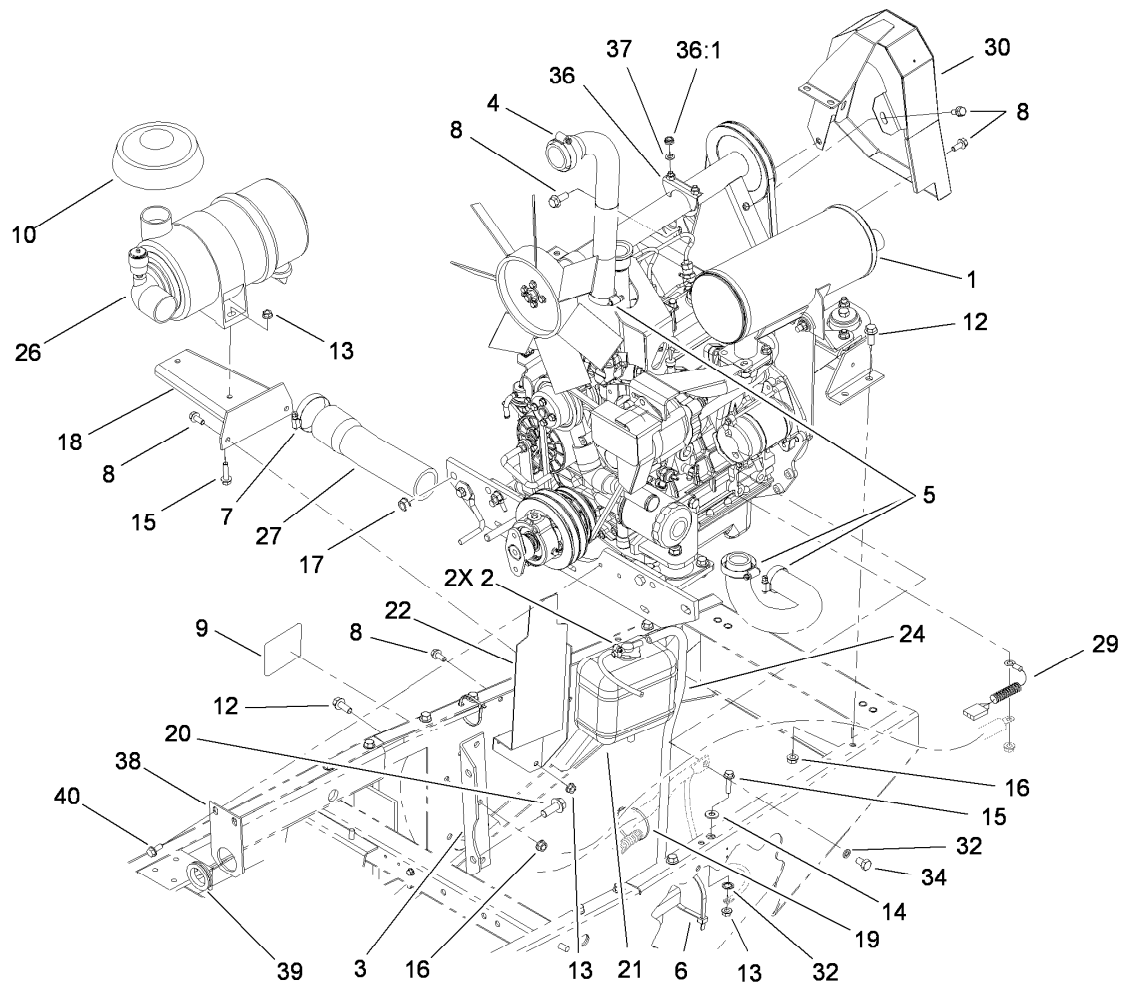


Steer Valve and Column Assembly No. 108-6557

Ref.	Part Number	Qty.	Description	Ref.	Part Number	Qty.	Description
1		1	Power Steering Unit ASM ■	1:28		1	Spacer-Bearing ■
1:1		4	Nut-Hex ■	1:29		1	Ring-Metering ■
1:2	237-30	2	O-Ring	1:30		1	Cover-Upper ■
1:3	237-22	2	O-Ring	1:31	114-2879	1	Seal-Lip
1:4		1	Plug And O-Ring ASM ■	1:32	92-7310	4	Bolt-Special
1:5		1	Ball-Steel ■	1:35	66-9970	1	Spring Kit ●
1:6		1	Port-Cover ■	1:35:1		3	Gv-Spring ■
1:9		1	Manifold-Port ■	1:35:2		3	Spring ■
1:11		1	Ball-Nylon ■	1:36	66-9980	1	Seal Kit ●
1:12		1	Hex Drive ASM ■	1:36:1		1	O-Ring ■
1:14		1	Valve And Ring ASM ■	1:36:2		1	Seal ■
1:16		1	Manifold-Isolation ■	1:36:4		5	Seal Ring ■
1:17		1	Link-Drive ■	1:36:5		5	O-Ring ■
1:19		1	Spacer-Link, Drive ■	1:36:7		1	Seal Spacer ■
1:20		11	Screw-HSH ■	1:36:8		1	Seal Face ■
1:21		1	Cover-Commutator ■	1:37	66-9990	1	Needle Roller Kit ●
1:22		1	Commutator And Ring ASM ■	1:37:1		9	Needle-Roller ■
1:23		1	Gerotor ASM ■	2	108-6560	1	Column ASM
1:24		1	Plate-Drive ■	2:1		1	Column ASM ■
1:27		1	Bearing ■	2:2	114-2881	1	Upper Cover Gasket
				2:3	92-7316	4	Nut-Push On

● Not illustrated

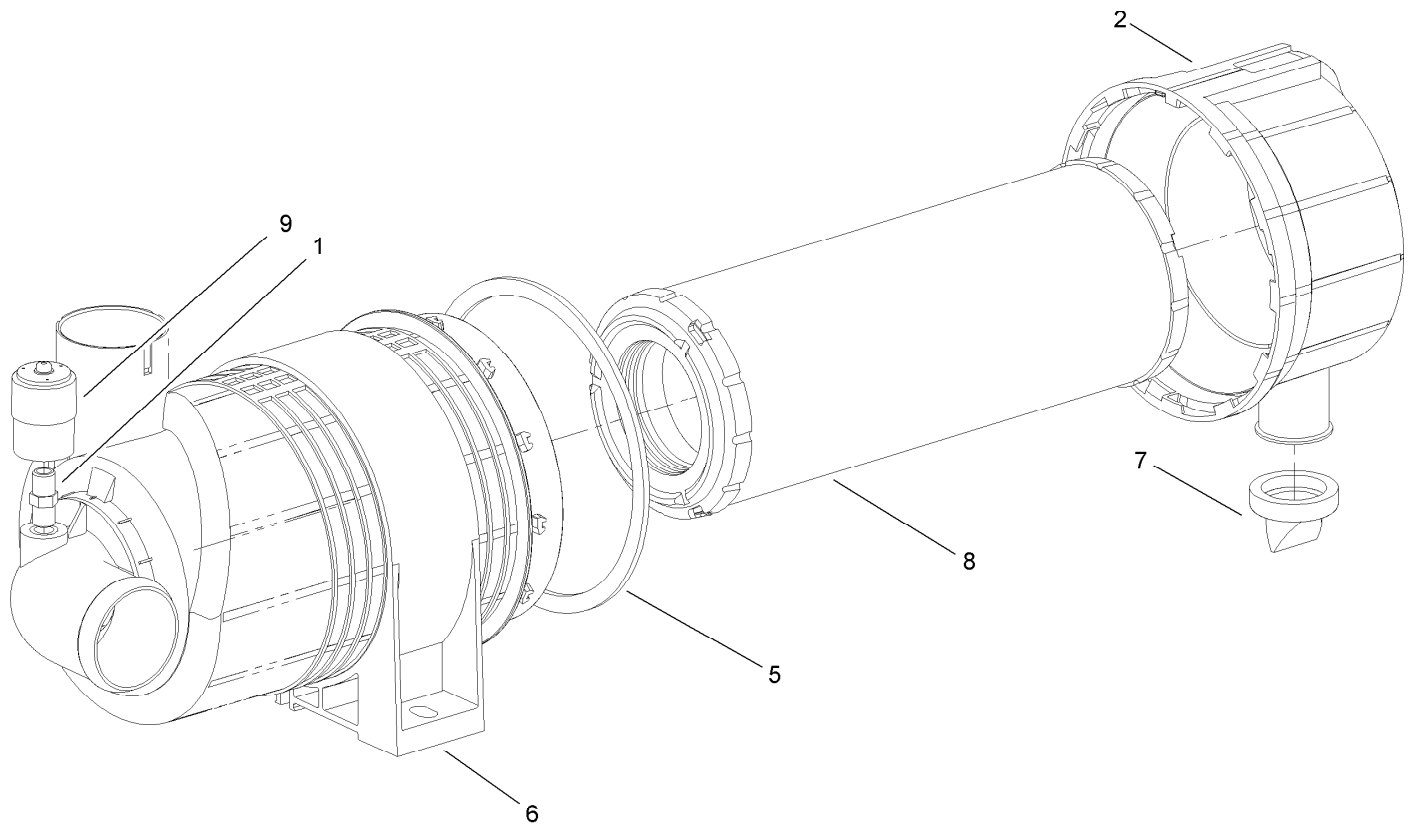
■ Not serviced separately



Engine Installation Assembly

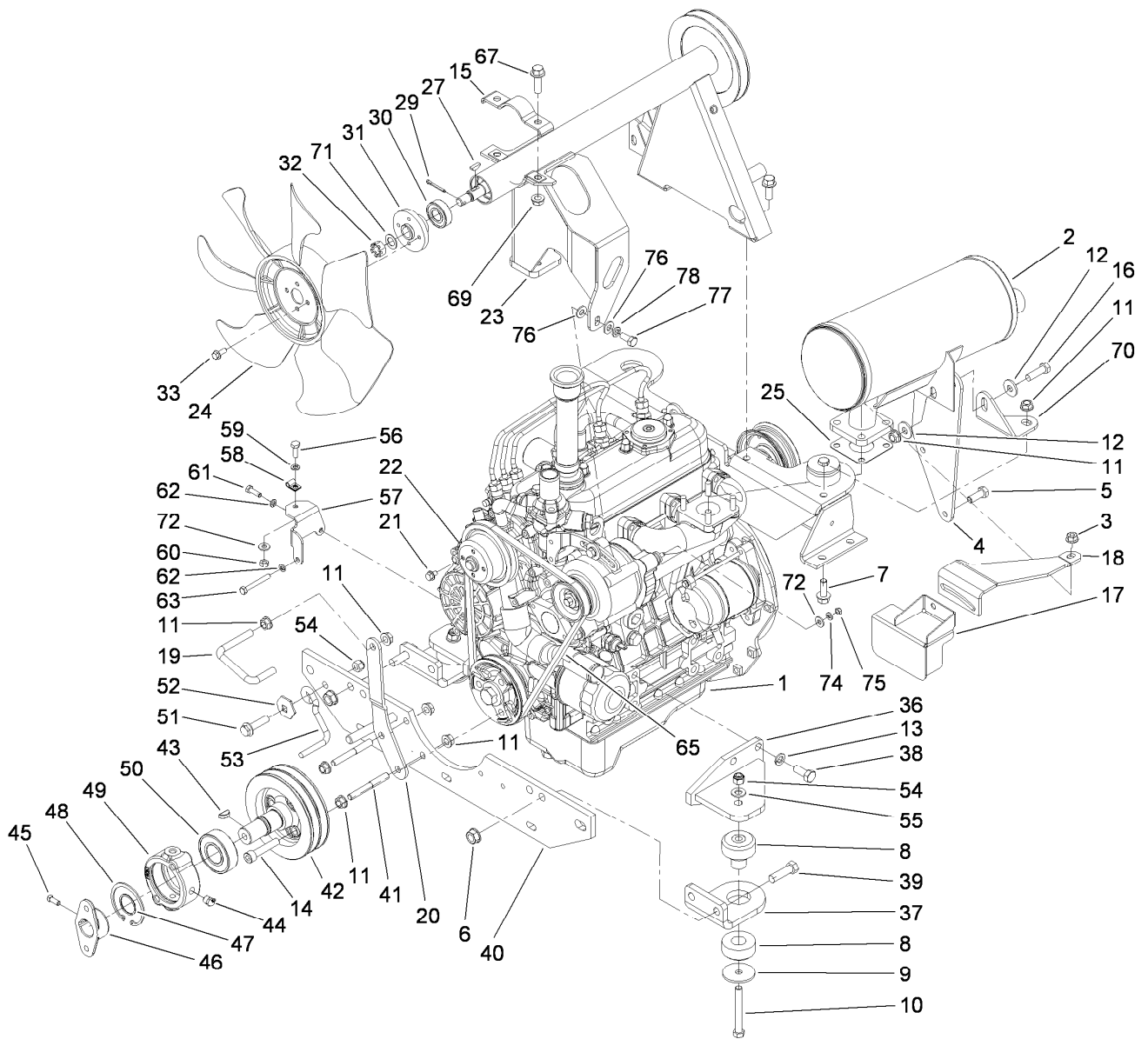
Ref.	Part Number	Qty.	Description	Ref.	Part Number	Qty.	Description
1		1	Engine ASM ●	19	3290-378	1	Tie-Cable
2	2412-108	2	Clamp-Worm	20	3234-32	2	Screw-HHF
3	67-8190-01	2	Bracket-Support, Engine	21	104-9318	1	Overflow Bottle ASM
4	2412-3	1	Clamp-Hose	22	105-0050-03	1	Reservoir Bracket ASM
5	2412-111	3	Clamp	24	110-3257	1	Hose-Fuel
6	3334-945	1	Tie-Cable	26	104-3428	1	Air Cleaner ASM
7	2412-130	2	Clamp-Hose	27	104-3434	1	Hose-Inlet, Air
8	3234-5	9	Screw-HHF	29	99-3441	1	Harness-Wire, Fusible Link
9	93-7275	1	Decal-Fluid, Starting	30	105-7807-03	1	Guard-Belt, Fan
10	105-2539	1	Cap ASM	32	3254-6	2	Washer-Lock, Internal
12	3234-11	10	Screw-HHF	34	70-8470	1	Screw-HH
13	32128-20	6	Nut-HF	36	2112-6	1	Clamp-Muffler
14	3256-3	1	Washer-Flat	36:1	3218-2	2	Nut-Jam
15	3234-36	3	Screw-HHF	37	3253-4	2	Washer-Lock
16	3290-357	10	Nut-HHF, Whiz	38	104-3774-03	1	Bracket-Bulkhead
17	32128-23	2	Nut-HF	39	240-7	1	Grommet-Rubber
18	98-4518-03	1	Bracket-Cleaner, Air	40	32144-11	2	Screw-HWHTF

● Not serviced separately



Air Cleaner Assembly No. 104-3428

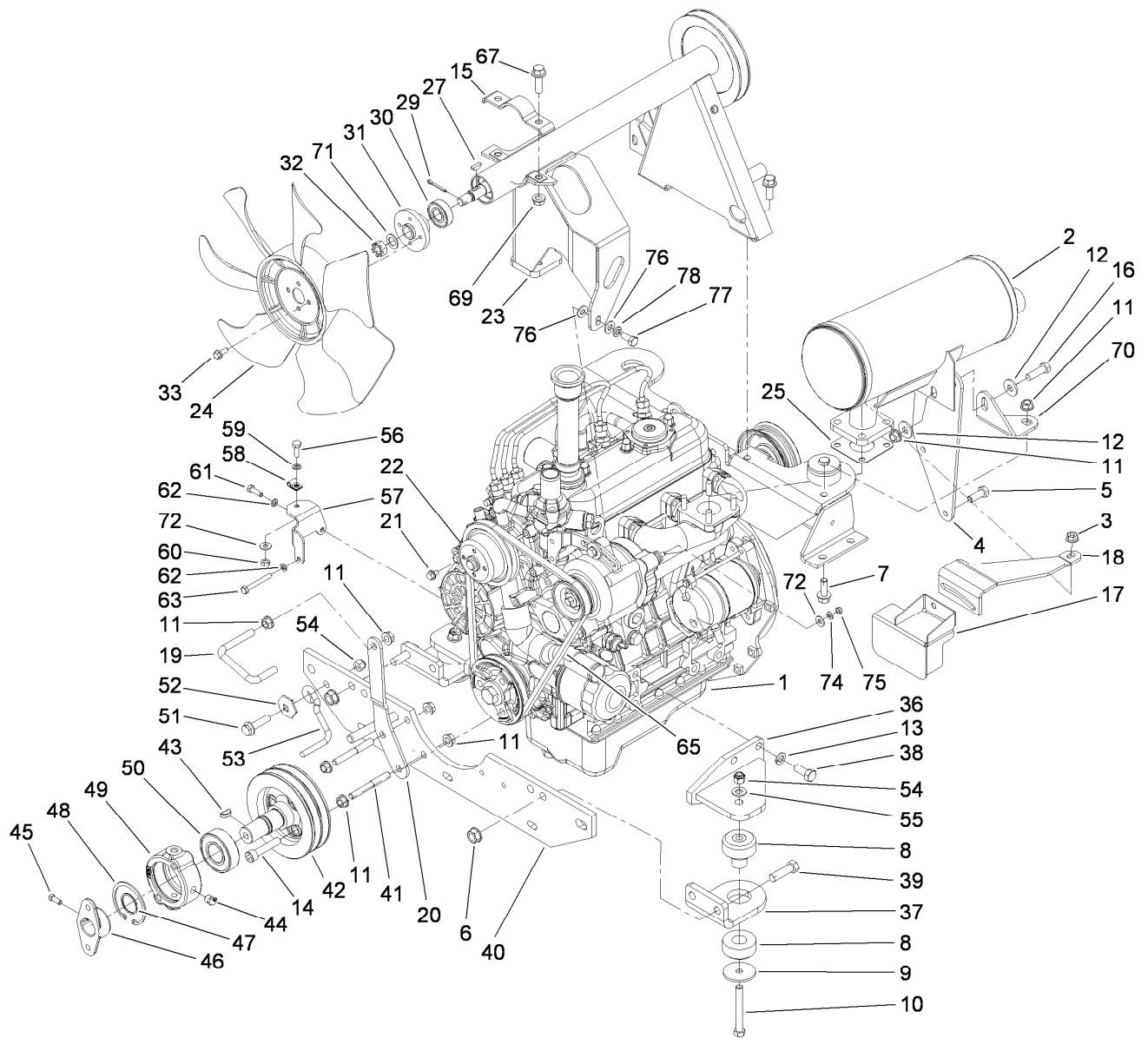
<i>Ref.</i>	<i>Part Number</i>	<i>Qty.</i>	<i>Description</i>
1	105-4292	1	Nipple-Pipe
2	104-0497	1	Cover ASM
5	104-4897	1	Gasket
6	98-4525	1	Bracket-Cleaner, Air
7	104-0498	1	Valve-Vacuator
8	108-3810	1	Filter-Air
9	93-9164	1	Indicator-Mini



Engine Mounting and Component Assembly

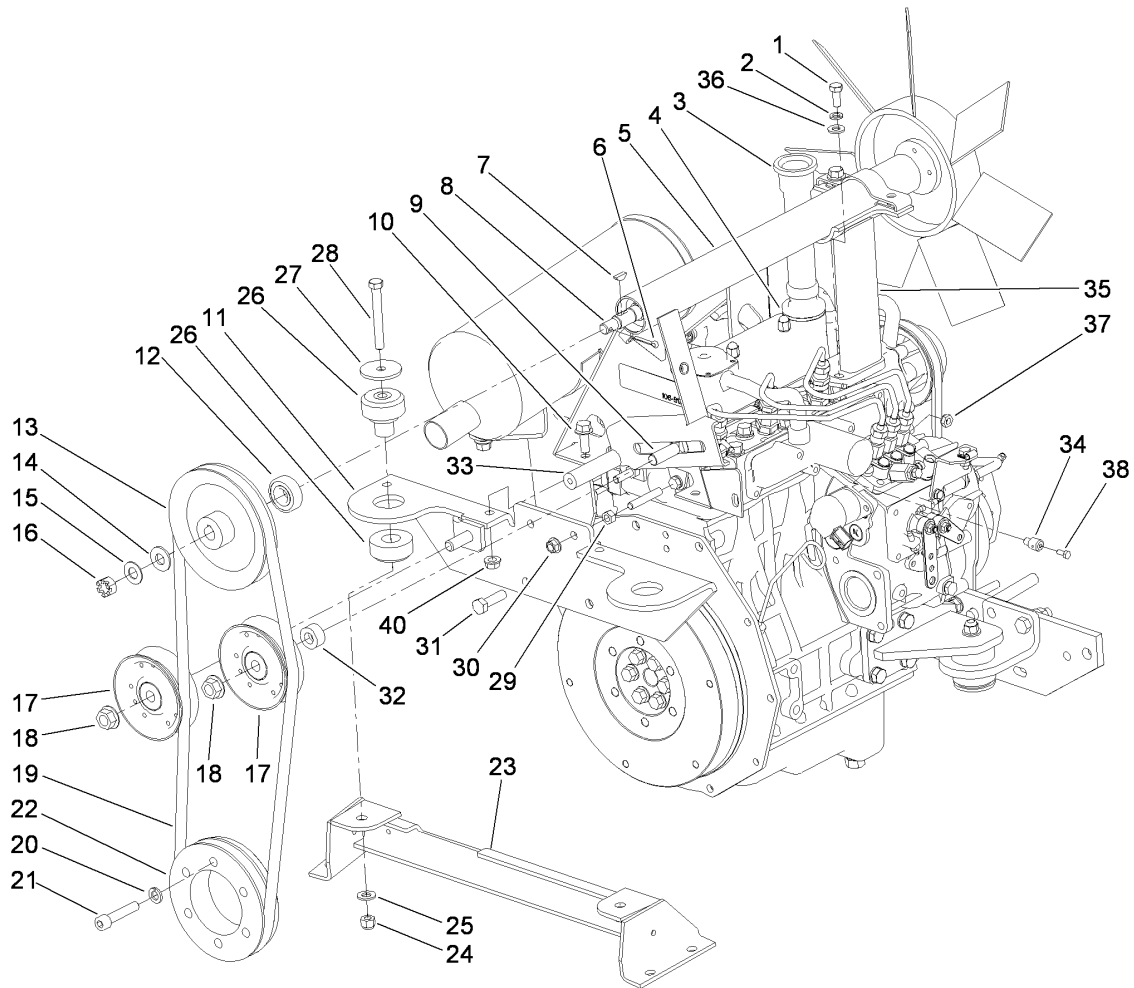
Ref.	Part Number	Qty.	Description
1	114-2890	1	Engine ASM
2	106-8069	1	Muffler-Exhaust
3	33004-00	4	Nut-HF
4	105-2523-03	1	Bracket-Muffler
5	33114-016	2	Screw-HH
6	3296-48	4	Nut-Lock, NI
7	3234-11	1	Screw-HHF
8	115-4507	2	Mount-Engine
9	63-7400	2	Washer-Rebound
10	323-14	2	Screw-HH
11	3290-357	9	Nut-HHF, Whiz
12	80-6990	4	Washer-Hardened
13	42-9600	8	Washer-Lock, Spring
14	3274-106	3	Screw-HSH
15	105-2519-03	1	Clamp-Cradle
16	323-44	2	Screw-HH
17	110-9679-03	1	Guard-Alternator
18	105-2556-03	1	Brace-Alternator, Upper
19	105-4276	1	Guide-Belt, PTO
20	105-0052-03	1	Bracket-Guide, Belt
21	81-1280	4	Screw-HHF

Ref.	Part Number	Qty.	Description
22	98-9584	1	Pulley-Fan
23	98-9346	1	Sender-Temperature
24	107-9096	1	Fan-Cooling
25	98-9611	1	Gasket
27	3257-30	1	Key-Woodruff
29	3272-16	1	Pin-Cotter
30	38-7820	1	Bearing-Ball
31	104-3408-03	1	Hub-Fan
32	32136-3	1	Nut-SHH
33	3234-33	4	Screw-HHF
36	104-3463-03	2	Front Mount ASM
37	115-4508-03	2	Bracket-Engine Mount, Front
38	43-0090	8	Screw-HH
39	324-6	4	Screw-HH
40	115-4528-01	1	Engine Support ASM
41	105-0057	2	Stud-Retainer, Belt
42	104-3406-03	1	Pulley-Fan
43	3257-33	1	Key-Woodruff
44	302-10	1	Fitting-Grease
45	3241-5	2	Screw-Set



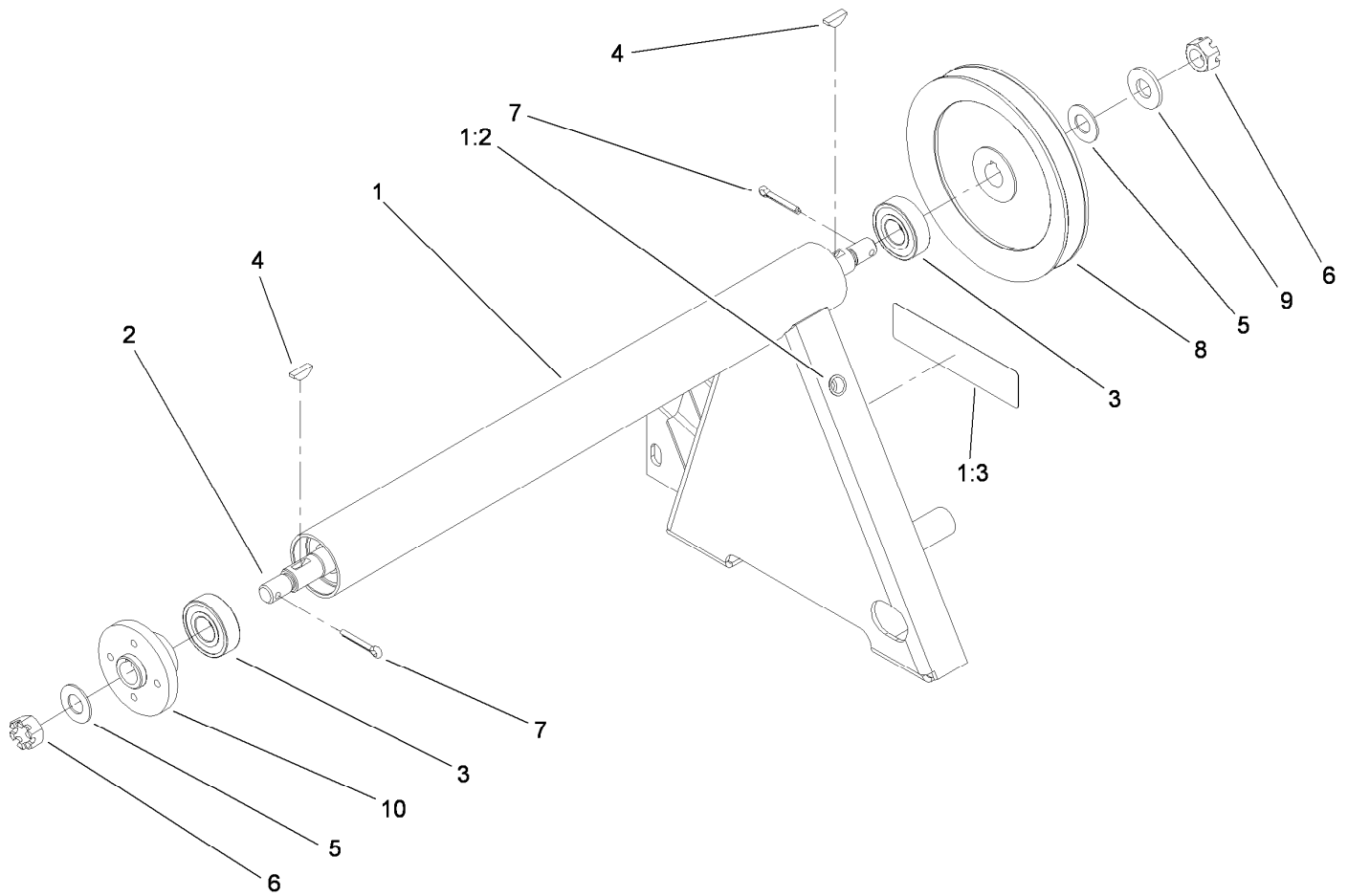
Engine Mounting and Component Assembly (continued)

Ref.	Part Number	Qty.	Description	Ref.	Part Number	Qty.	Description
46	110-5236	1	Hub-Engine	61	33113-050	1	Screw-HH
47	32120-69	1	Ring-Snap	62	48-8020	2	Washer-Spring
48	32120-22	1	Ring-Snap, Internal	63	48-7630	1	Screw
49	43-3720	1	Collar-Bearing	65	98-9676	1	V-Belt
50	251-252	1	Bearing	67	3234-24	2	Screw-HHF
51	3234-18	1	Screw-HHF	69	3296-39	2	Nut-Lock, NI
52	3290-224	1	Lockwasher-Pyramid	70	115-4513-03	1	Bracket-Muffler
53	63-1400	1	Rod-Belt	71	18-9810	1	Washer-Thrust
54	3296-39	3	Nut-Lock, NI	72	3256-22	2	Washer-Flat
55	3256-24	2	Washer-Flat	74	43-5930	1	Washer-Lock, Spring
56	321-4	1	Screw-HH	75	33013-00	1	Nut-Hex
57	104-3421-03	1	Bracket-Throttle	76	33094-00	2	Washer-Plain
58	2412-31	1	Clamp-Boden	77	92-1374	1	Screw-HH
59	3253-3	1	Washer-Lock	78	3253-4	1	Washer-Lock
60	3217-5	1	Nut-Hex				



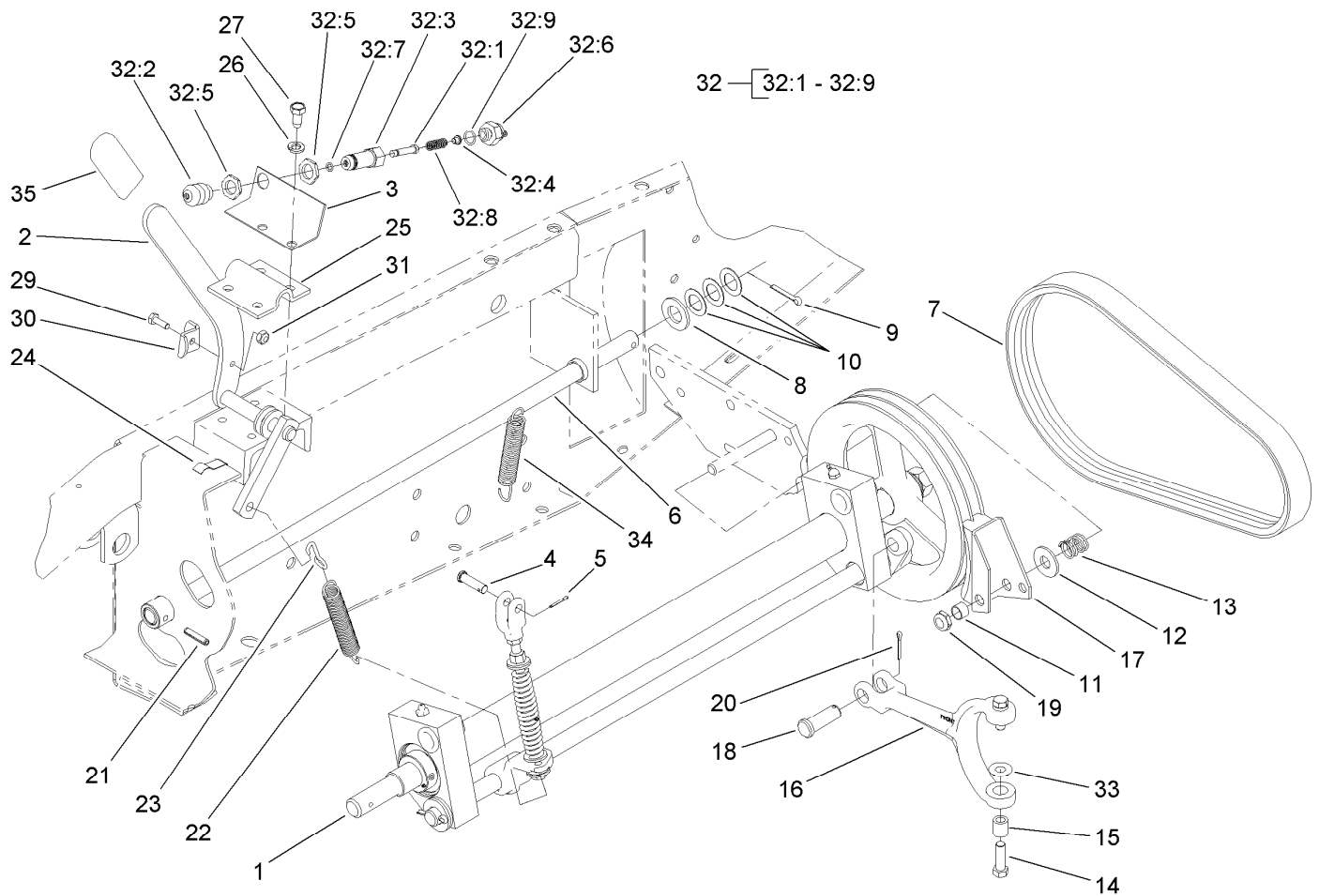
Engine Pulley System Assembly

<i>Ref.</i>	<i>Part Number</i>	<i>Qty.</i>	<i>Description</i>	<i>Ref.</i>	<i>Part Number</i>	<i>Qty.</i>	<i>Description</i>
1	93-7773	2	Screw-HHF	21	3274-106	6	Screw-HSH
2	3253-4	2	Washer-Lock	22	104-3407	1	Pulley-Engine, Rear
3	105-0087	1	Flange-Filler, Oil	23	105-2520-03	1	Engine Mount ASM
4	98-7430	1	O-Ring	24	3296-39	2	Nut-Lock, NI
5	106-4399	1	Fan-Support ASM	25	3256-24	2	Washer-Flat
6	3272-16	1	Pin-Cotter	26	115-4506	2	Mount-Engine
7	3257-30	1	Key-Woodruff	27	63-7400	2	Washer-Rebound
8	43-3690	1	Shaft-Fan	28	323-14	2	Screw-HH
9	3233-14	1	Screw-CARR	29	33014-00	2	Nut-Hex
10	3234-11	2	Screw-HHF	30	33004-00	2	Nut-HF
11	115-4509-03	1	Rear Engine Mount ASM	31	56-2140	2	Screw-HH
12	38-7820	1	Bearing-Ball	32	105-0058	1	Spacer-Idler, Fan
13	105-2524	1	Pulley	33	105-2502	2	Stud
14	18-9810	2	Washer-Thrust	34	105-4263	1	Swivel-Cable, Throttle
15	29-8910	1	Washer	35	105-2507-03	1	Cradle-Support, Tube
16	32136-3	1	Nut-SHH	36	68-0020	2	Spacer-Pivot, Idler
17	105-3699	2	Pulley-Idler, Flat	37	3296-20	1	Nut-Lock, NI
18	32128-23	2	Nut-HF	38	25-8640	1	Screw-HH
19	105-3693	1	Belt-Fan	40	32128-21	2	Nut-HF
20	42-9600	6	Washer-Lock, Spring				



Fan Support Assembly No. 106-4399

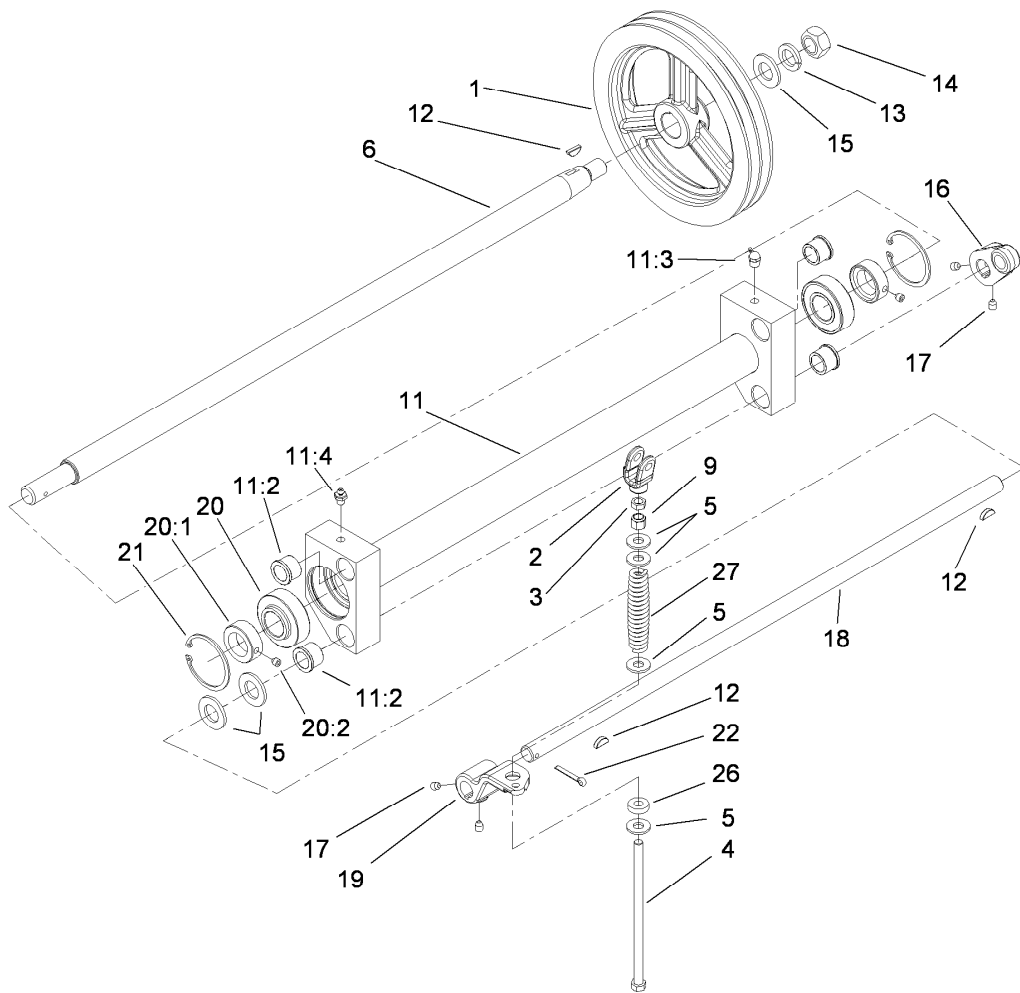
<i>Ref.</i>	<i>Part Number</i>	<i>Qty.</i>	<i>Description</i>
1	105-2592	1	Tube Support ASM
1:2	3290-472	2	Insert-Threaded
1:3	106-8120	1	Decal-Danger, Ce
2	43-3690	1	Shaft-Fan
3	38-7820	2	Bearing-Ball
4	3257-30	2	Key-Woodruff
5	18-9810	2	Washer-Thrust
6	32136-3	2	Nut-SHH
7	3272-16	2	Pin-Cotter
8	105-2524	1	Pulley
9	29-8910	1	Washer
10	104-3408-03	1	Hub-Fan



Power-Take-Off and Shaft Assembly

Ref.	Part Number	Qty.	Description	Ref.	Part Number	Qty.	Description
1		1	PTO ASM ●	23	5-0701	1	Anchor
2	84-8500-01	1	Lever-PTO	24	212-93	3	Clamp-Casing
3	84-8520-01	1	Bracket-Switch, PTO	25	21-1600	1	Clamp-Lever, PTO
4	283-42	1	Pin-Clevis	26	3253-21	4	Washer-Lock
5	3272-6	1	Pin-Cotter	27	32104-6	4	Screw-HH, Thd Cut
6	43-3860	1	Shaft-Pivot, PTO	29	321-4	1	Screw-HH
7	106-4383	1	Belt-V, Banded	30	86-7050	1	Bracket-Switch, Actuator
8	3256-28	1	Washer-Flat	31	3296-16	1	Nut-Lock, NI
9	3272-22	1	Pin-Cotter	32	43-9071	1	Limit Switch ASM
10	3-6498	3	Washer-Thrust	32:1	43-8860	1	Plunger-Switch
11	3-8812	1	Spacer-Spring, Anchor	32:2	43-8870	1	Boot-Switch
12	3256-6	1	Washer-Flat	32:3	43-8620	1	Pin-Guide, Switch
13	5-1747	1	Spring-Adjustment	32:4	43-8610	1	Guide
14	92-5727	2	Screw-Lock, Patch	32:5	218-461	2	Nut-HH
15	92-5723	2	Bushing-Fork, PTO	32:6	72-4320	1	Switch-Ball
16	110-9681-03	1	Fork-PTO	32:7	237-7	1	O-Ring
17	27-7370	1	PTO Brake ASM	32:8	43-8600	1	Spring-Compression
18	93-3769	1	Pin-Clevis	32:9	237-30	1	O-Ring
19	3296-28	1	Nut-Lock, NI	33	75-9890	2	Washer-Shim
20	3272-11	1	Pin-Cotter	34	108-1368	1	Spring-Extension
21	32121-9	1	Pin-Roll, Slotted	35	21-1880	1	Grip-Handle
22	21-1830	1	Spring-Extension				

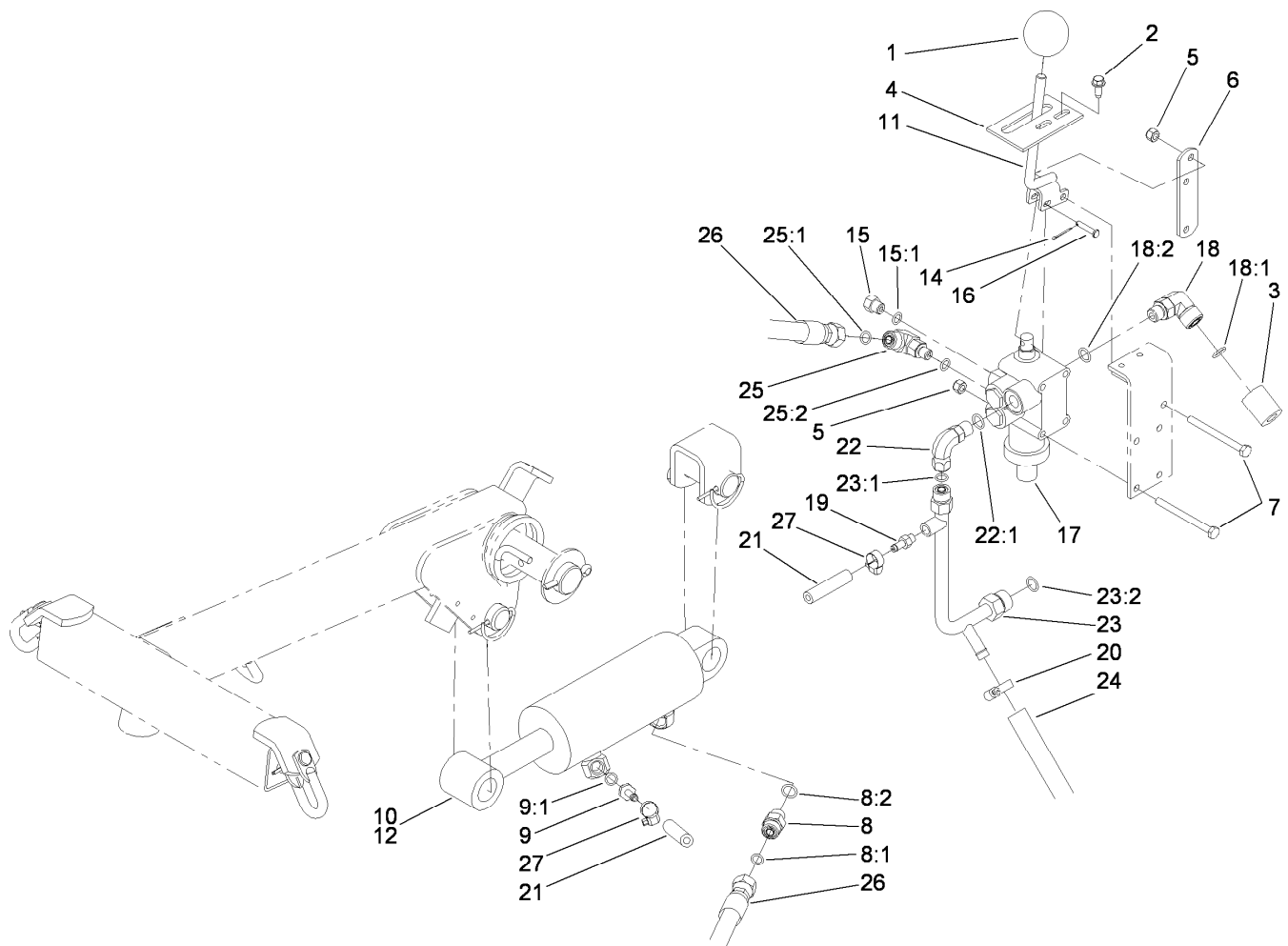
● Not serviced separately



Power-Take-Off Assembly

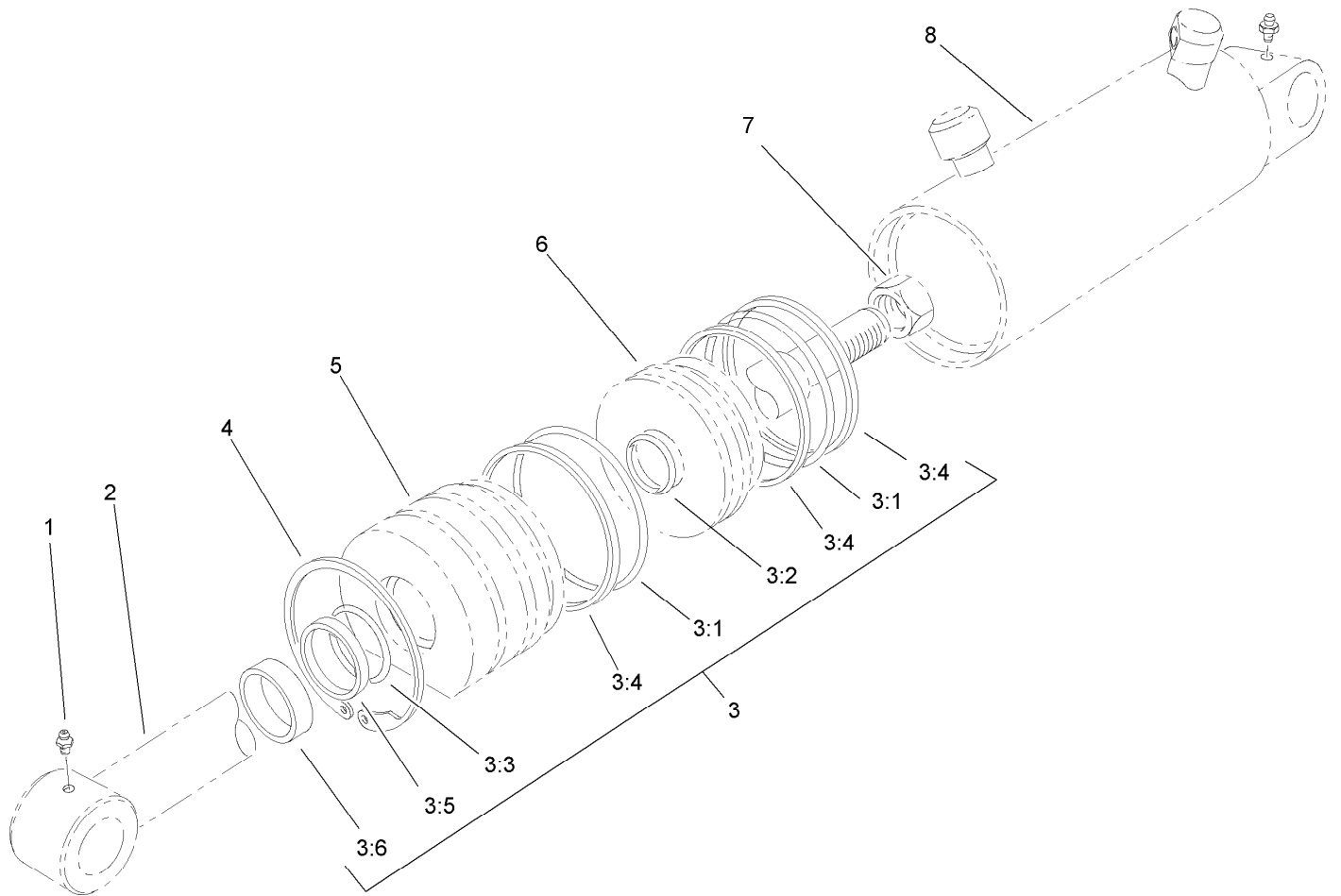
Ref.	Part Number	Qty.	Description
1	21-0230	1	Pulley-PTO
2	43-5630	1	Yoke-PTO
3	3219-3	1	Nut-Hex
4	27-7900	1	Screw-Adjusting
5	3256-41	4	Washer
6	43-5540	1	Shaft-PTO
9	3296-6	1	Nut-Lock
11	100-6599	1	PTO Pivot ASM
11:2	117-0826	4	Bushing-Flange
11:3	302-10	1	Fitting-Grease
11:4	302-2	1	Fitting-Grease
12	3257-5	3	Key-Woodruff
13	3254-7	1	Washer-Lock, Int

Ref.	Part Number	Qty.	Description
14	3219-7	1	Nut-Hex
15	3256-28	3	Washer-Flat
16	92-4058	1	Arm-PTO
17	3246-3	4	Screw-HSH
18	43-5550	1	Shaft-Actuator, PTO
19	43-5570	1	Arm-Actuator
20	251-252	2	Bearing
20:1	251-234	1	Collar-Locking
20:2	106-9662	1	Screw-Set, HSH
21	32120-22	2	Ring-Snap, Internal
22	3272-22	1	Pin-Cotter
26	5-0652	1	Spacer
27	21-0400-01	1	Spring-Compression



Valve and Cylinder Assembly

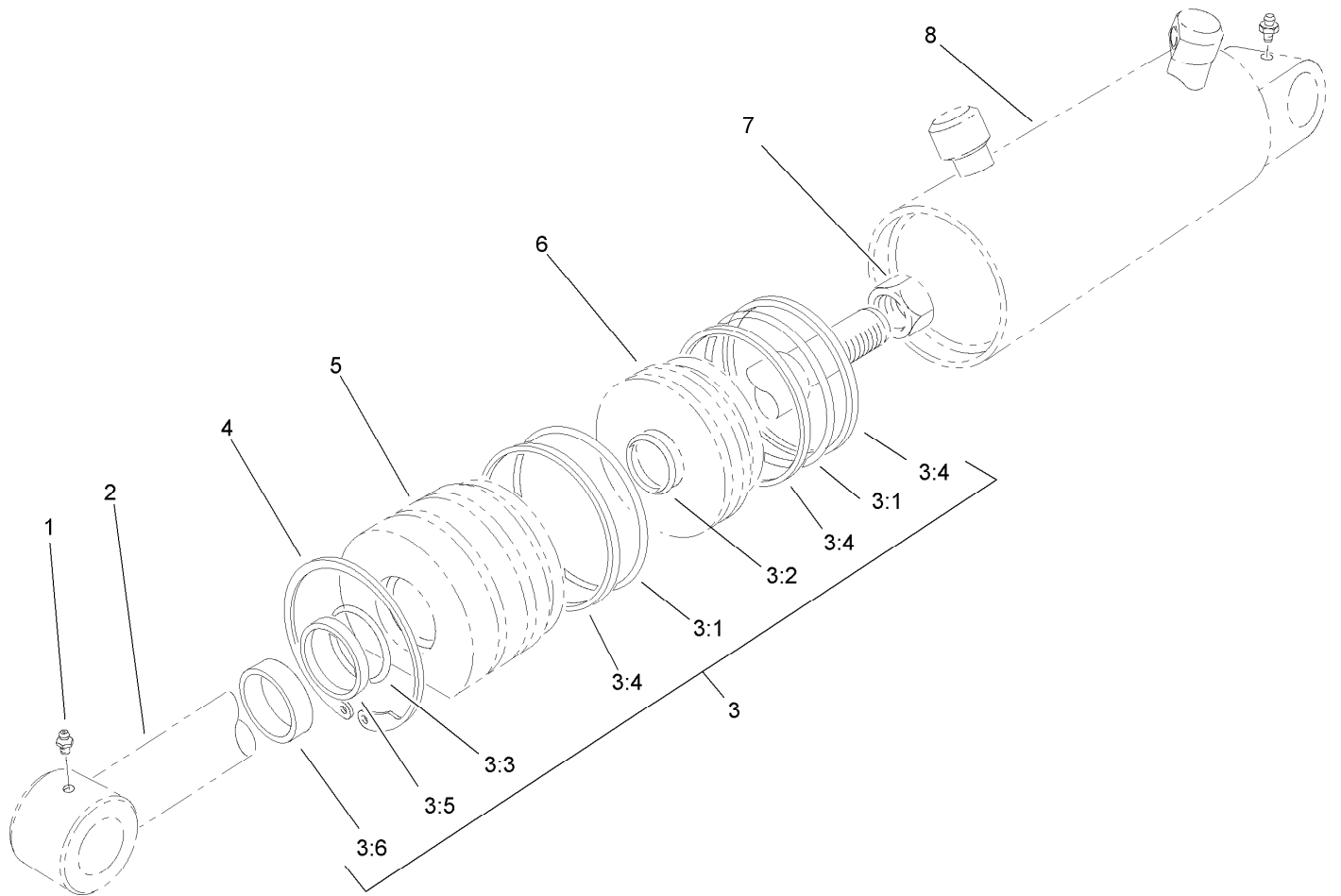
Ref.	Part Number	Qty.	Description	Ref.	Part Number	Qty.	Description
1	233-21	1	Knob	17	106-8071-01	1	Valve ASM
2	32144-10	2	Screw-HWH	18	340-99	1	Fitting-HYD, 90 DEG
3	38-3400	1	Guard-Rubber	18:1	237-30	1	O-Ring
4	105-7806	1	Latch-Lever, Valve	18:2	237-42	1	O-Ring
5	3296-42	5	Nut-Lock, NI	19	304-73	1	Connector-Hose
6	21-9010	1	Lever-Valve, Pivot Mount	20	2412-36	1	Clamp-Hose
7	321-23	5	Screw-HH	21	92-7834	1	Hose-HYD
8	340-2	1	Fitting-HYD, Straight	22	340-110	1	Fitting-Swivel, 90 DEG
8:1	237-22	1	O-Ring	22:1	237-42	1	O-Ring
8:2	237-42	1	O-Ring	23	63-9260	1	Manifold Valve ASM
9	92-5512	1	Fitting-Hose, Barbed	23:1	237-22	1	O-Ring
9:1	237-78	1	O-Ring	23:2	237-30	1	O-Ring
10	100-6586	1	Cylinder-HYD, 2.5 Inch	24	63-8990	1	Hose-HYD
11	105-7839-03	1	Valve Lever ASM	25	340-97	1	Fitting-HYD, 90 DEG
12	100-6591	1	Cylinder-HYD, 3 Inch	25:1	237-22	1	O-Ring
14	3272-2	1	Pin-Cotter	25:2	237-78	1	O-Ring
15	353-512	1	Plug	26	92-7833	1	Hose ASM
15:1	237-78	1	O-Ring	27	2412-108	2	Clamp-Worm
16	283-17	1	Pin-Clevis				



Hydraulic Cylinder Assembly No. 100-6586 (2-1/2in Bore)

<i>Ref.</i>	<i>Part Number</i>	<i>Qty.</i>	<i>Description</i>
1	302-55	2	Fitting-Grease
2		1	Shaft ●
3	61-4960	1	Seal Kit
3:1		2	O-Ring ●
3:2		1	O-Ring ●
3:3		1	O-Ring ●
3:4		3	Backup ●
3:5		1	Backup ●
3:6		1	Seal-Dust ●
4	61-4990	1	Ring-Retaining
5		1	Head ●
6		1	Piston ●
7		1	Nut ●
8		1	Barrel ●

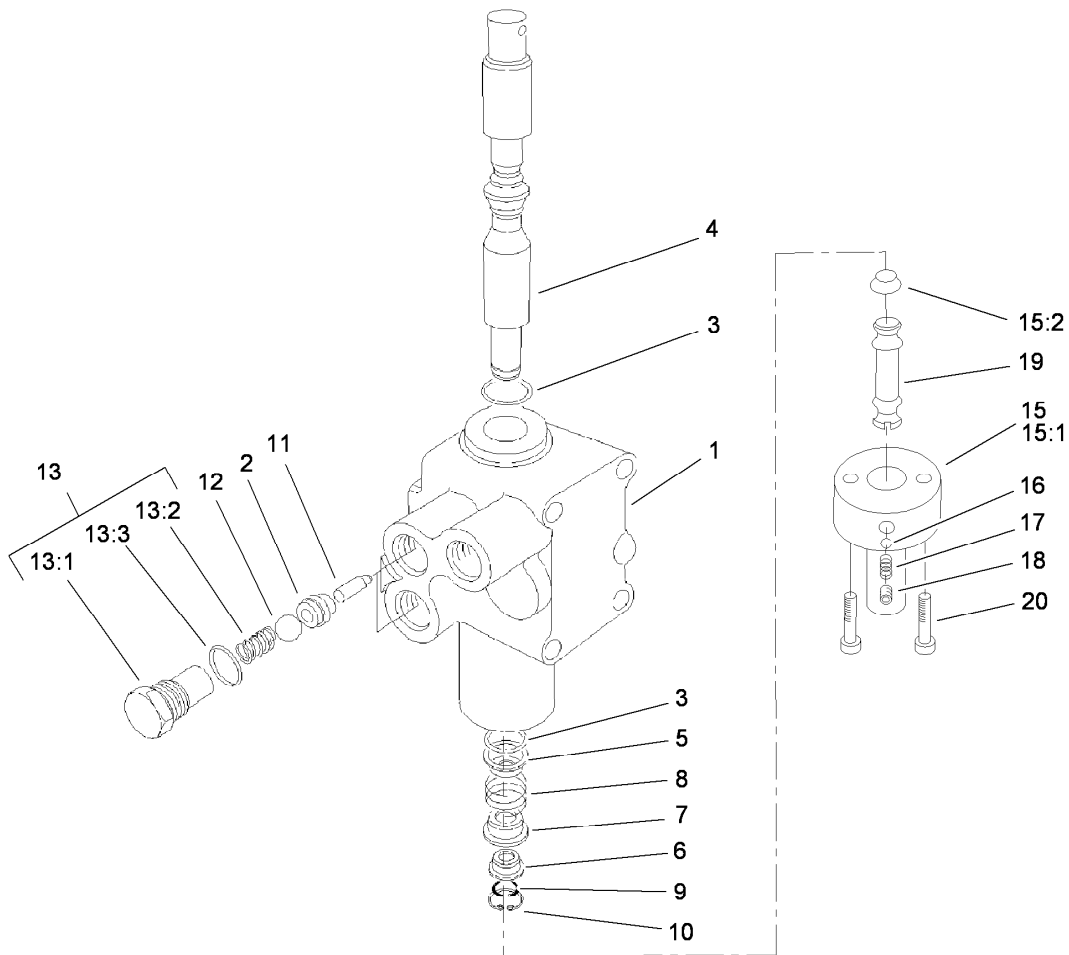
● Not serviced separately



Hydraulic Cylinder Assembly No. 100-6591 (3in Bore) (Optional)

Ref.	Part Number	Qty.	Description
1	302-55	2	Fitting-Grease
2		1	Shaft ●
3	67-5500	1	Seal Kit
3:1		2	O-Ring ●
3:2		1	O-Ring ●
3:3		1	O-Ring ●
3:4		3	Backup ●
3:5		1	Backup ●
3:6		1	Seal-Dust ●
4	67-5470	1	Ring-Snap
5		1	Head ●
6		1	Piston ●
7		1	Nut ●
8		1	Barrel ●

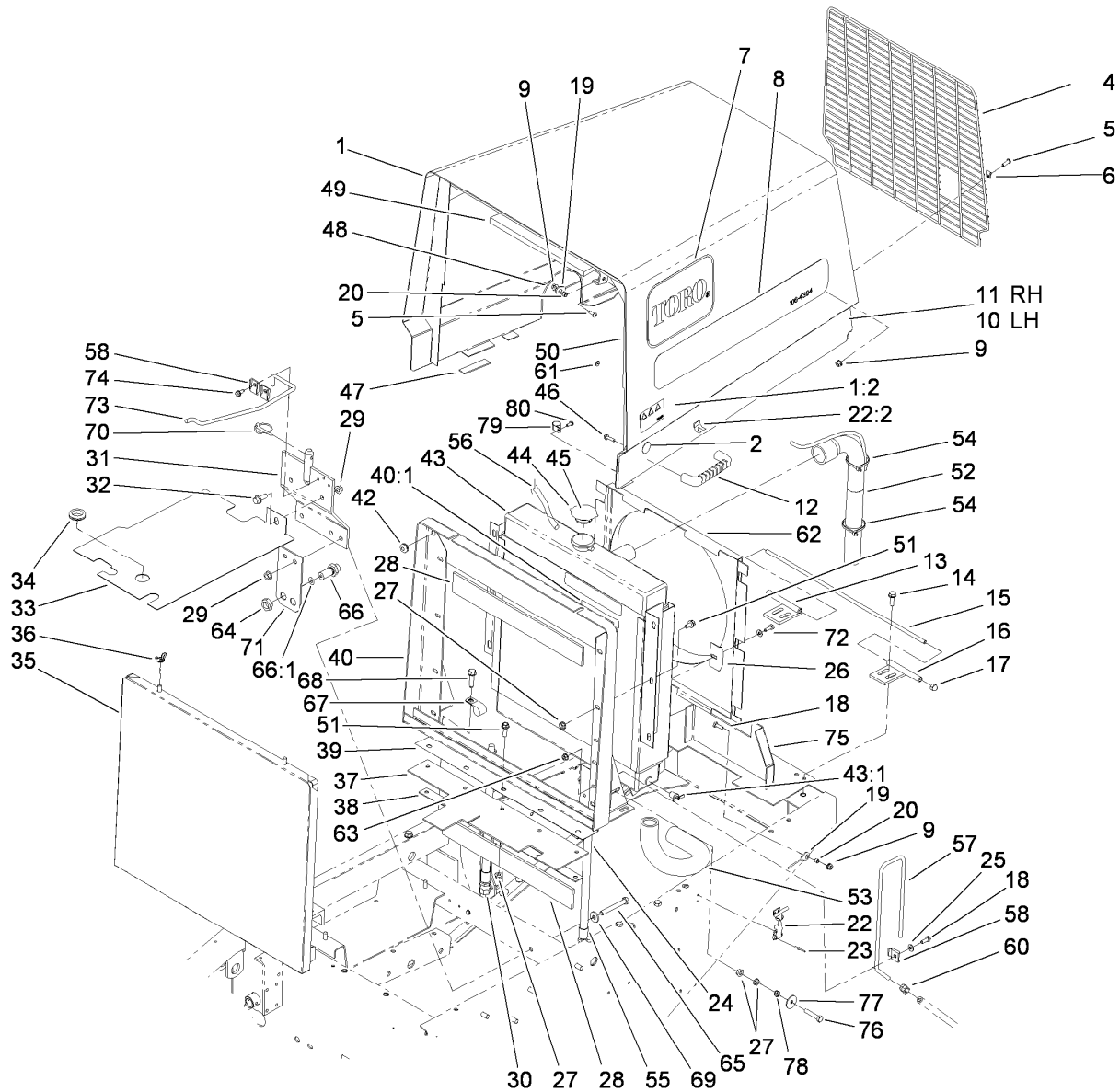
● Not serviced separately



Valve Assembly No. 106-8071-01

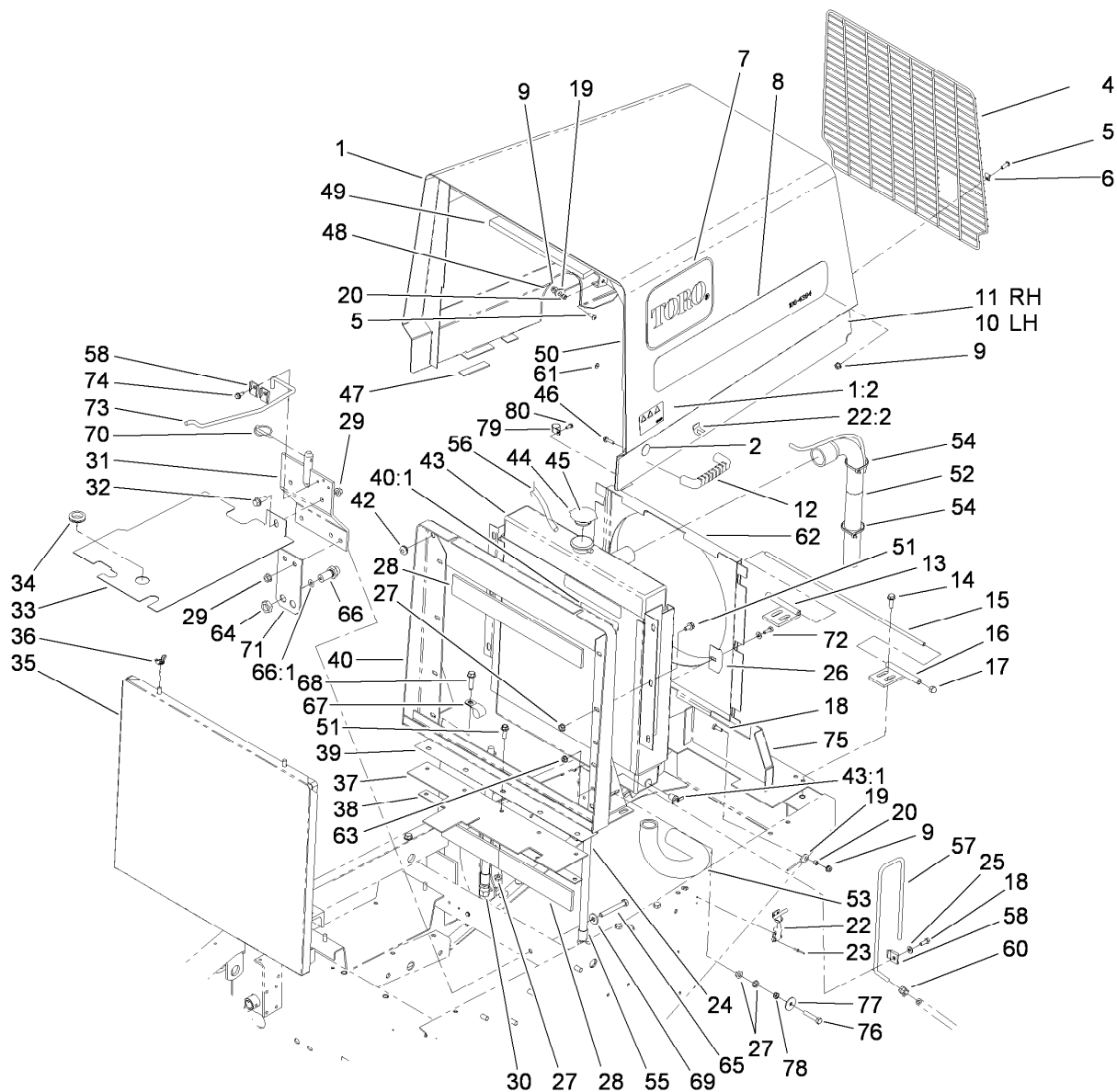
Ref.	Part Number	Qty.	Description
1		1	Body ●
2	22-8370	2	Seat-Valve
3	22-8500	2	O-Ring
4	105-7826	1	Spool
5	22-8380	1	Retainer
6	22-8400	1	Spacer
7	22-8390	1	Retainer
8	22-8410	1	Spring
9	22-8480	1	Ring-Snap
10	22-8490	1	Ring-Snap
11	22-8360	2	Pin
12	22-8350	2	Ball
13	105-7827	2	Plug ASM
13:1	22-8330	1	Plug
13:2	22-8340	1	Spring
13:3	237-42	1	O-Ring
15	106-8070	1	Detent Barrel ASM
15:1		1	Barrel-Detent ●
15:2	106-8068	1	Plug-Dust
16	105-7829	2	Ball-Steel
17	105-7830	2	Spring
18	105-7831	2	Screw-Set
19	105-7832	1	Stud-Detent
20	105-7833	2	Screw-HSH

● Not serviced separately



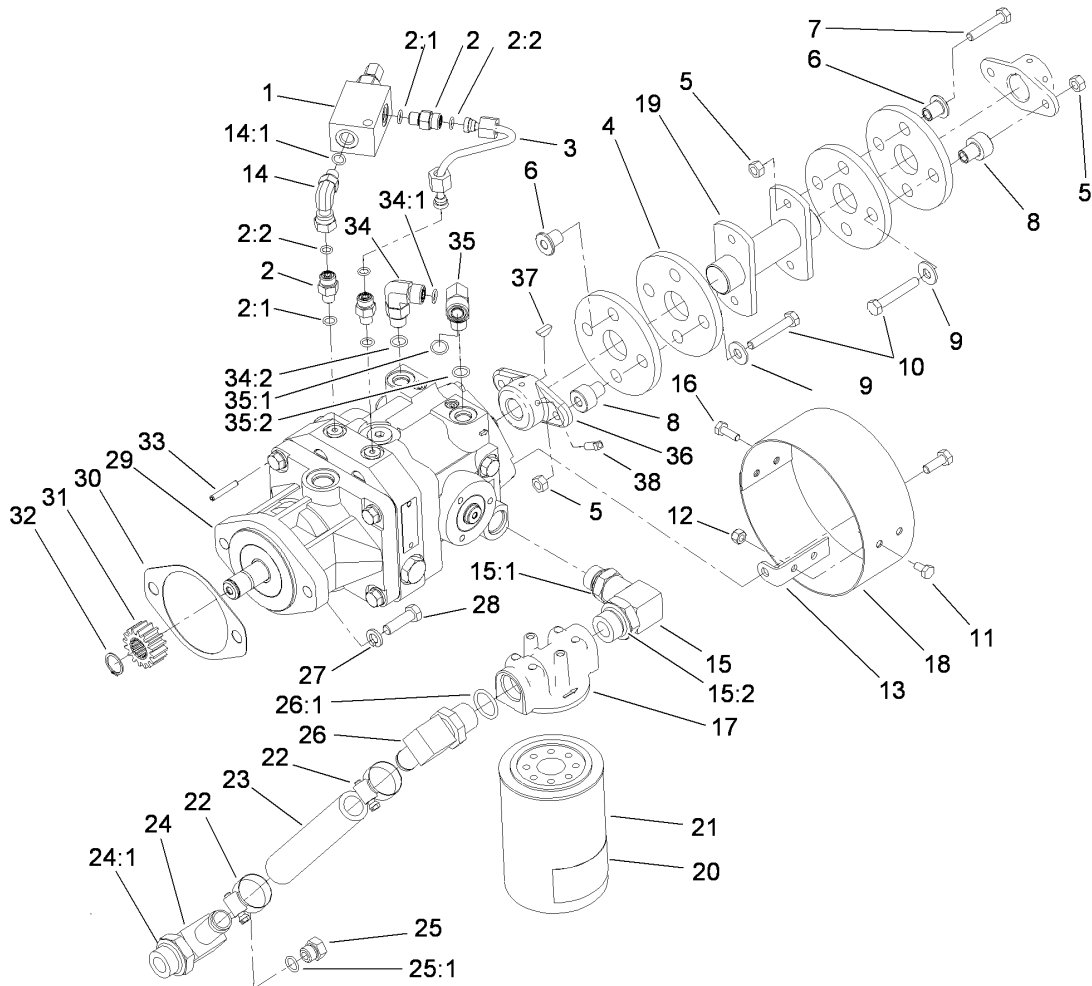
Radiator and Hood Assembly

Ref.	Part Number	Qty.	Description	Ref.	Part Number	Qty.	Description
1	105-4282	1	Hood	22:2	249-40	1	Keeper
1:2	106-6754	1	Decal-Danger	23	3290-55	4	Rivet-Pop
2	98-5398	1	Latch	24	63-9010	1	Hose-Coolant, Transmission
4	105-0059-03	1	Hood-Screen, Rear	25	3256-22	2	Washer-Flat
5	3274-69	6	Screw-HSBH	26	105-0012-03	6	Clip-Mounting, Fan Shroud
6	2412-127	4	Clamp-R	27	32128-20	15	Nut-HF
7	66-6140	2	Decal	28	43-3320	2	Foam-Radiator
8	106-4394	2	Decal	29	32128-21	4	Nut-HF
9	32128-32	8	Nut-HHF	30	63-8960	1	Hose
10	77-5140	1	Decal-Hood, LH	31	105-2542-01	1	Bracket-Support, Seat
11	77-5150	1	Decal-Hood, RH	32	3234-11	1	Screw-HHF
12	65-5100	1	Handle-Door	33	105-2544-01	1	Plate-Sealing
13	67-8820-01	1	RH Hinge ASM	34	240-5	1	Grommet
14	3234-17	4	Screw-HHF	35	67-9030-03	1	Grille ASM
15	67-8840	1	Hinge-Rod	36	32103-2	2	Nut-Wing
16	67-8810-01	1	LH Hinge ASM	37	67-8570	1	Strip-Sealing
17	32111-8	2	Nut-Lock, Cap	38	67-8470-03	1	Strip-Retainer
18	321-4	4	Screw-HH	39	105-4264-03	1	Grill-Plate, Sealing
19	77-3170	2	Cable-Hood	40	105-4293	1	Radiator Support ASM
20	77-5250	4	Spacer-Cable, Hood	40:1	93-7272	3	Decal-Warning
22	59-9740	1	Flex Draw Latch ASM				



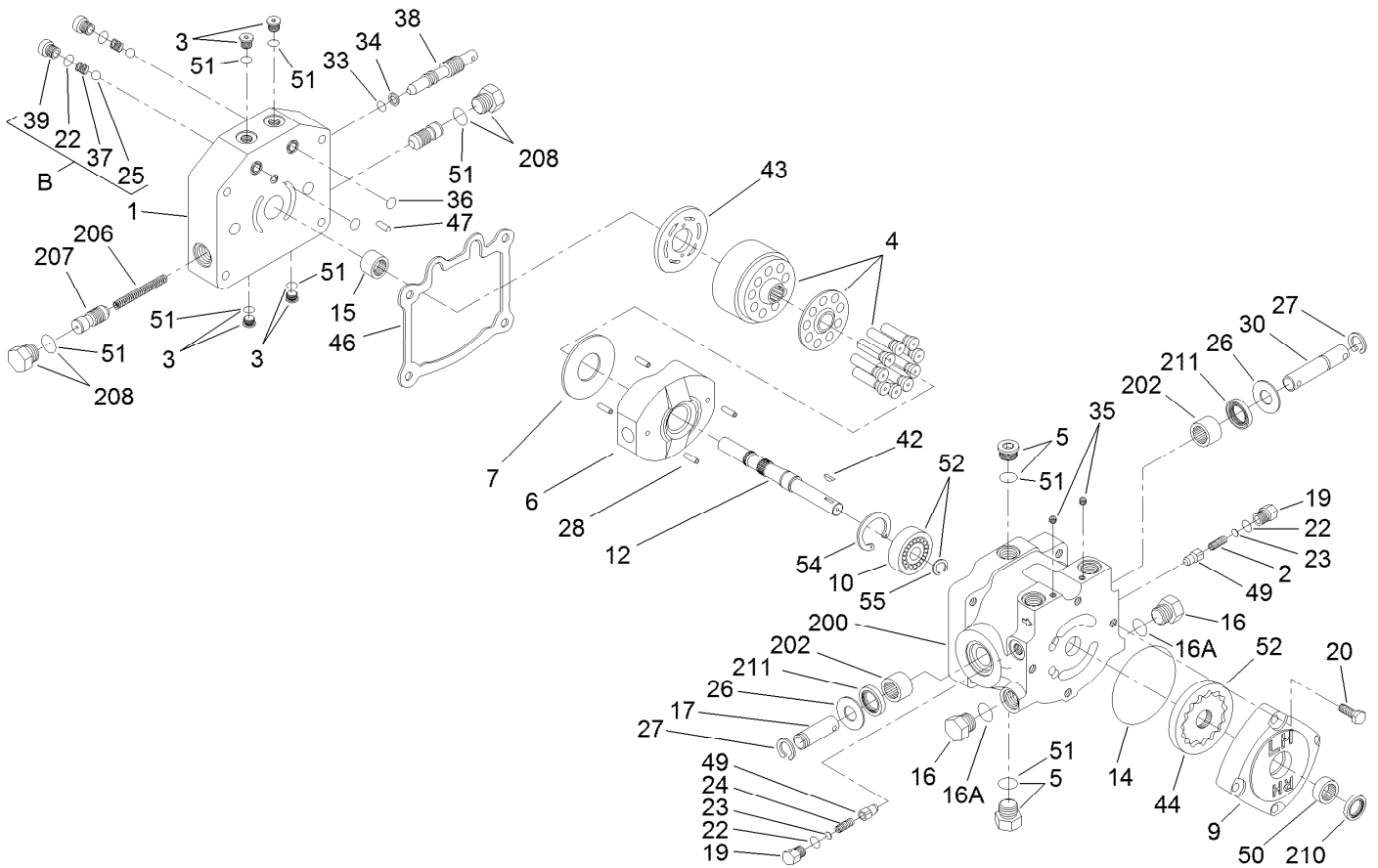
Radiator and Hood Assembly (continued)

Ref.	Part Number	Qty.	Description	Ref.	Part Number	Qty.	Description
42	237-141	2	Grommet-Rubber	62	105-0007-03	1	Fan Shroud ASM
43	108-8699	1	Radiator ASM	63	32128-33	2	Nut-HF
43:1	304-46	1	Draincock	64	340-70	2	Nut-Lock
44	66-3240	1	Cap-Radiator	65	323-14	3	Screw-HH
45	106-5976	1	Decal-Warning	66	340-71	2	Fitting-Straight, Bulkhead
46	46-8091	2	Screw-HWH	66:1	237-22	2	O-Ring
47	82-8950	2	Foam	67	2412-4	1	Clamp
48	66-8111	1	Trim-Hood	68	11-0590	1	Screw-HWHTF
49	77-5170	1	Foam-Top	69	5-0838	3	Washer
50	77-5160	1	Foam-Side, LH	70	283-76	1	Pin-Lynch
51	3234-14	13	Screw-HHF	71	68-9160	1	Bracket
52	104-3433	1	Hose-Radiator, Top	72	3234-33	6	Screw-HHF
53	104-3432	1	Hose-Radiator, Bottom	73	86-7040	1	Rod-Prop, Seat
54	3290-379	6	Tie-Cable	74	32144-10	2	Screw-HWH
55	38-3400	1	Guard-Rubber	75	105-4255-01	1	Pulley Guard ASM
56	110-4109	1	Hose-Fuel	76	322-41	1	Screw-HH
57	105-4265	1	Tube-Vent	77	3256-57	1	Washer-Flat
58	3-6657	4	Clip-Skid	78	3296-47	1	Nut-Lock, NI
60	2412-108	1	Clamp-Worm	79	2412-83	1	Clamp-Cable
61	3269-10	2	Washer-Back	80	32144-1	1	Screw-Taptite



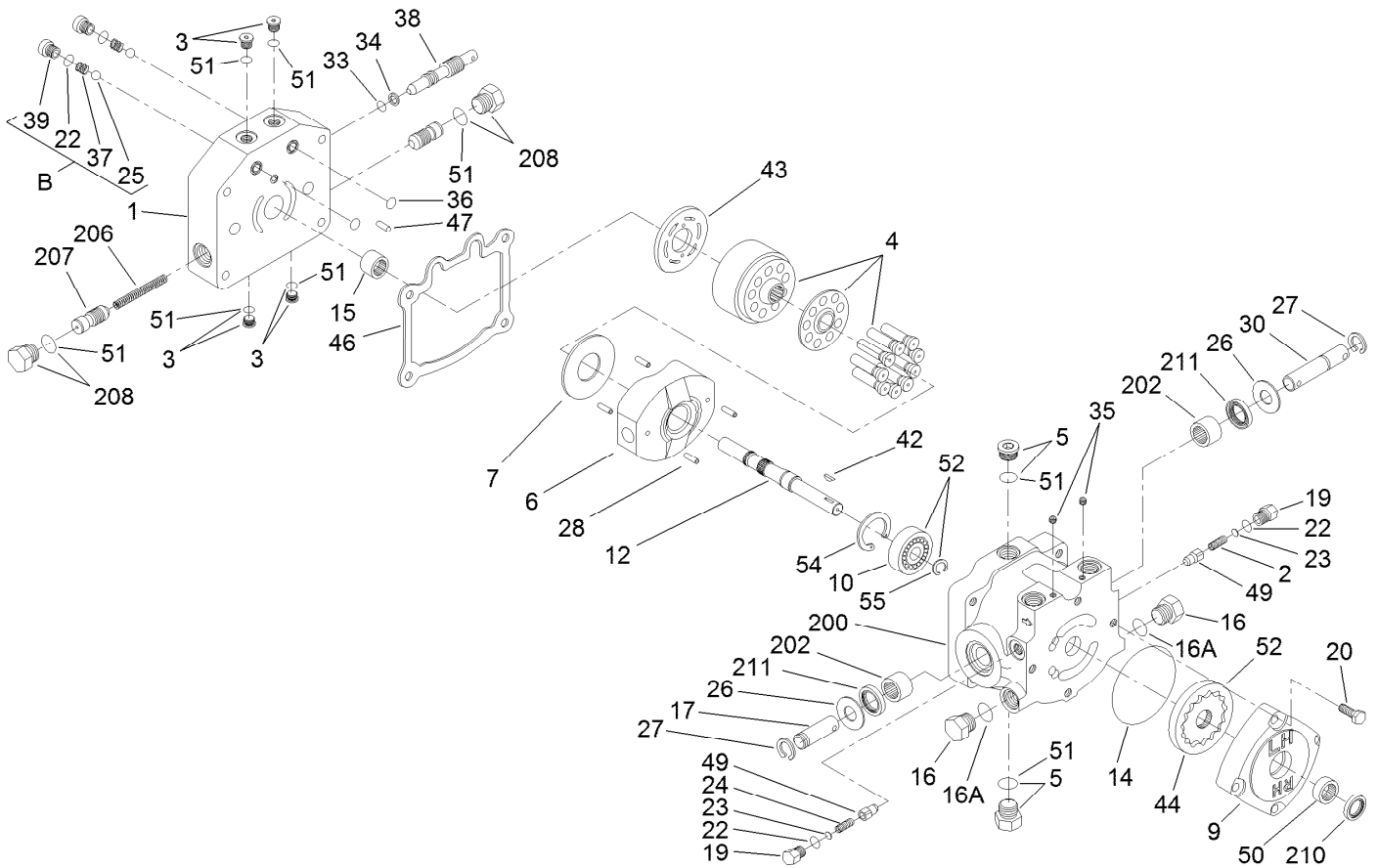
Hydrostatic Transmission Assembly

Ref.	Part Number	Qty.	Description	Ref.	Part Number	Qty.	Description
1	72-3540	1	Valve-Relief	22	2412-129	2	Clamp-Hose
2	340-92	3	Fitting-HYD, Straight	23	68-9650	1	Hose-Axle
2:1	237-78	1	O-Ring	24	70-2620	1	Fitting-HYD, 90 DEG
2:2	237-21	1	O-Ring	24:1	237-81	1	O-Ring
3	72-3550	1	Tube	25	353-508	1	Plug-HH
4	115-4523	4	Coupling-Rubber	25:1	237-42	1	O-Ring
5	32152-1	8	Nut-Lock, Cone	26	353-987	1	Fitting-HYD, 90 DEG (Barbed)
6	71-4411	4	Spacer	26:1	237-81	1	O-Ring
7	322-8	4	Screw-HH	27	3253-21	2	Washer-Lock
8	71-4410	4	Spacer	28	323-29	2	Screw-HH
9	3256-3	4	Washer-Flat	29	119-2880	1	Transmission ASM
10	322-10	4	Screw-HH	30	41-8760	1	Gasket
11	321-2	2	Screw-HH	31	86-7220	1	Gear-Pinion
12	3296-42	4	Nut-Lock, NI	32	32120-72	1	Ring-Snap
13	54-9290	2	Bracket-Mounting	33	32121-6	1	Pin-Roll, Slotted
14	340-143	1	Elbow-Swivel, 90 DEG	34	340-77	1	Fitting-HYD, 90 DEG
14:1	237-78	1	O-Ring	34:1	237-22	1	O-Ring
15	68-8660	1	Fitting-HYD, 90 DEG	34:2	237-42	1	O-Ring
15:1	237-80	1	O-Ring	35	340-99	1	Fitting-HYD, 90 DEG
15:2	237-81	1	O-Ring	35:1	237-30	1	O-Ring
16	321-4	2	Screw-HH	35:2	237-42	1	O-Ring
17	68-8990	1	Filter Head ASM	36	110-9695	1	Hub-Pump
18	54-9300-03	1	Cover-Shaft, Pump	37	3257-32	1	Key-Woodruff
19	105-0033-03	1	Drive Shaft ASM	38	3241-5	2	Screw-Set
20	93-7816	1	Decal-Filter				
21	23-9740	1	Filter-Oil				



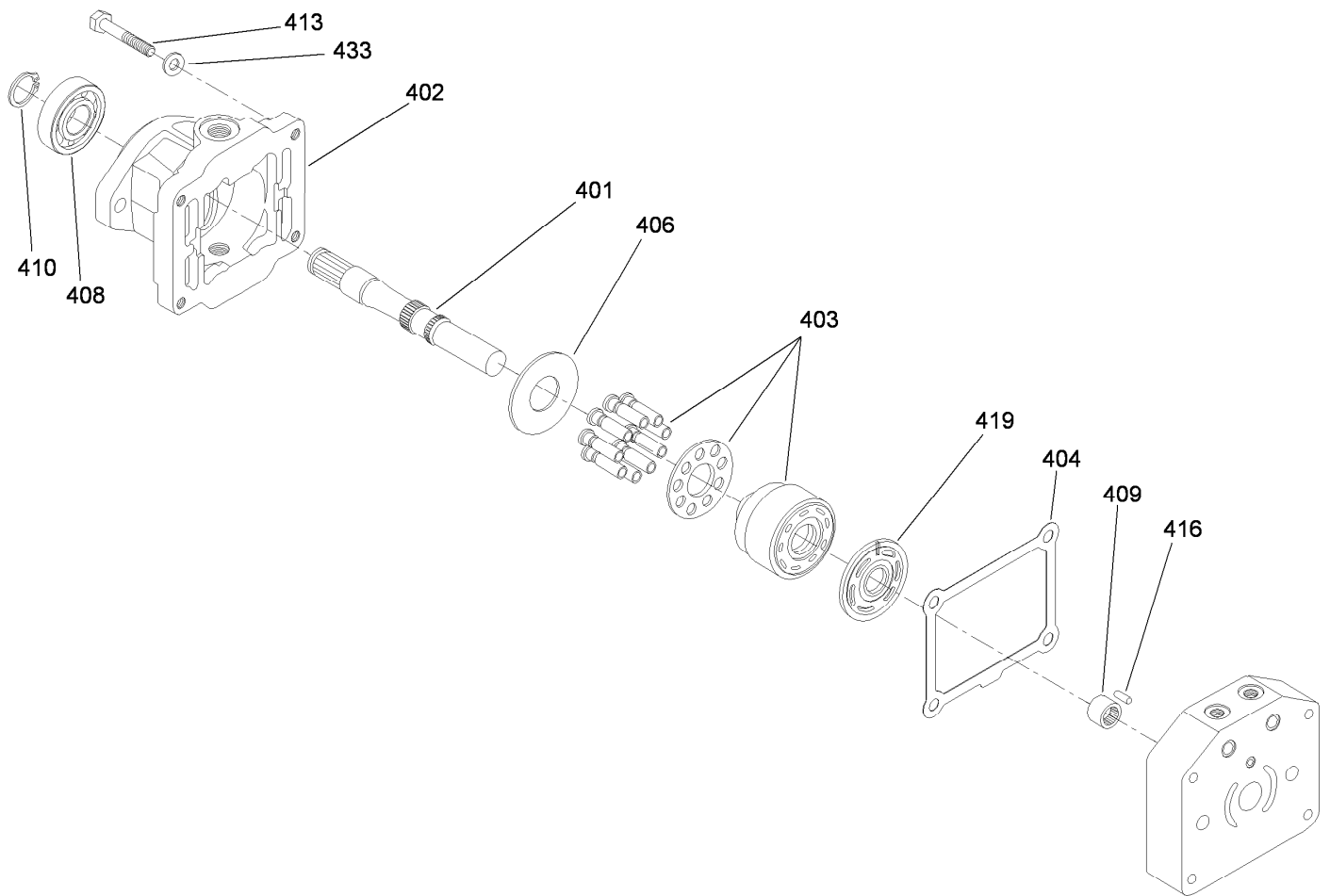
Transmission Pump Assembly

Ref.	Part Number	Qty.	Description	Ref.	Part Number	Qty.	Description
B	99-5689	1	Check Valve Kit	25	25-2490	2	Ball
1	92-8918	1	Section-Center	26	25-2510	2	Washer-Flat
2	25-2570	1	Spring-Valve	27	32151-46	2	Ring-Retaining
3	75-0170	4	Plug-Thread, Straight	28	32121-91	4	Pin-Spring
4	48-1800	1	Cylinder Block Kit	30	25-2580	1	Shaft-Trunnion
5	67-9090	2	Plug ASM	33	237-22	1	O-Ring
6	25-2450	1	Plate-Swash, Variable	34	25-2630	1	Ring-Back Up
7	25-2380	1	Plate-Thrust	35	285-17	4	Plug-Pipe
9	119-2874	1	Housing-Charge Pump	36	112-7652	2	O-Ring
10	95-5809	1	Bearing-Ball	37	25-2640	2	Spring-Valve
12	117-6999	1	Shaft-Pump	38	88-8220	1	Valve-By Pass
14	237-95	1	O-Ring	39	25-2650	2	Plug-Valve, Check
15	46-8400	1	Bearing-Shaft	42	3257-32	1	Key-Woodruff
16	353-551	2	Plug-HH	43	25-2440	1	Plate-Valve, Pump
16A	237-80	2	O-Ring	44	95-5812	1	Gerotor ASM
17	25-2500	1	Shaft-Trunnion	46	25-2400	1	Gasket
19	25-2460	2	Plug-HH	47	25-2430	1	Pin-Dowel
20	322-4	4	Screw-HH	49	83-7260	2	Cone-Relief, Charge
22	237-86	4	O-Ring	50	67-8050	1	Bearing-Needle
23	25-2470	2	Pack-Shim	51	117-6992	1	Overhaul Seal Kit
24	25-2480	1	Spring-Valve	52	119-2873	1	Charge Pump Kit



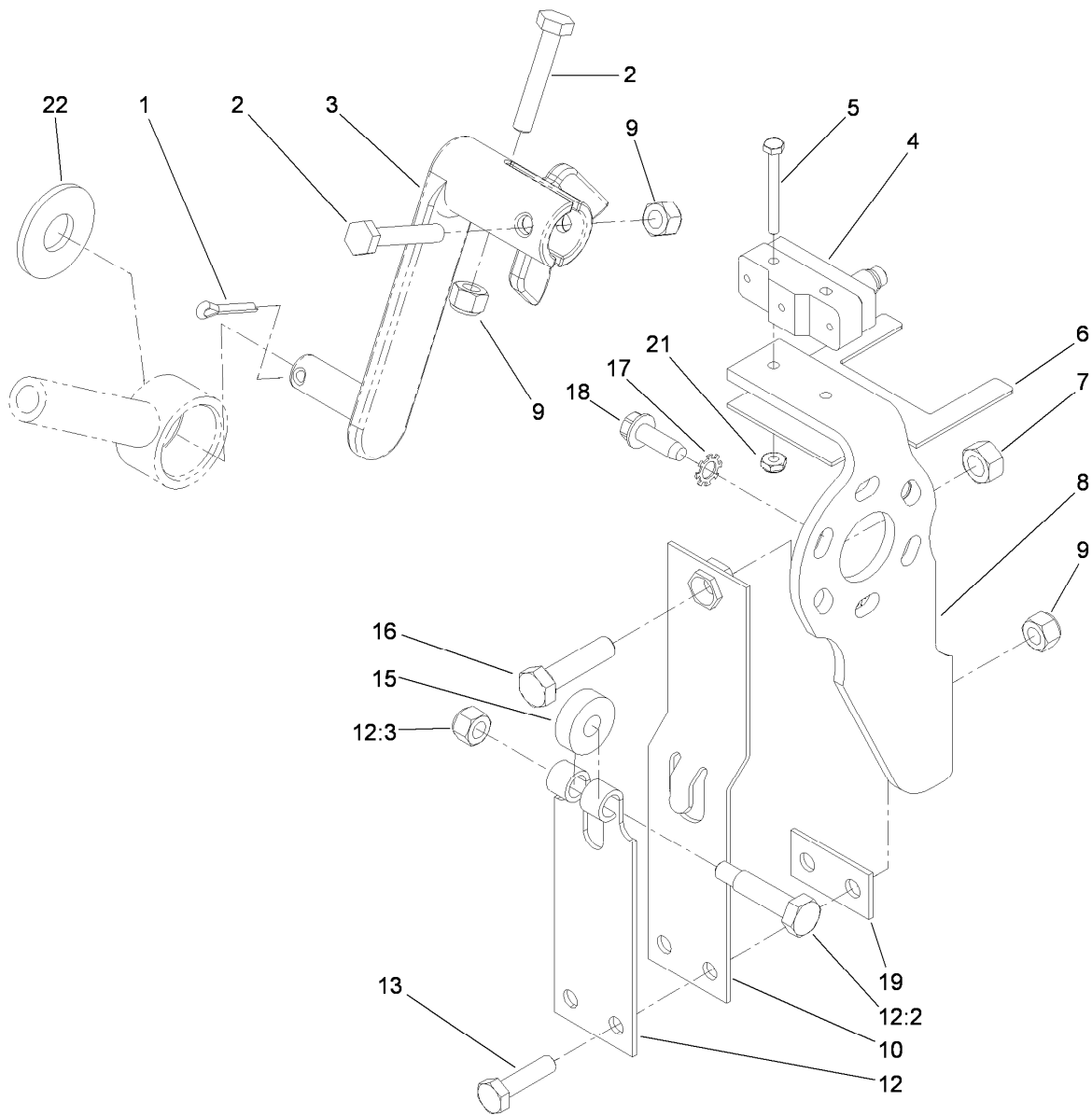
Transmission Pump Assembly (continued)

<i>Ref.</i>	<i>Part Number</i>	<i>Qty.</i>	<i>Description</i>	<i>Ref.</i>	<i>Part Number</i>	<i>Qty.</i>	<i>Description</i>
54	32151-75	1	Ring-Retaining	207	25-2410	2	Valve ASM
55	32151-83	1	Ring-Snap	208	353-550	2	Plug-HYD, HH
200	117-2701	1	Housing	210	93-4133	1	Seal-Lip
202	252-82	2	Bearing-Needle	211	25-3210	2	Seal-Lip
206	25-2610	1	Spring-Valve				



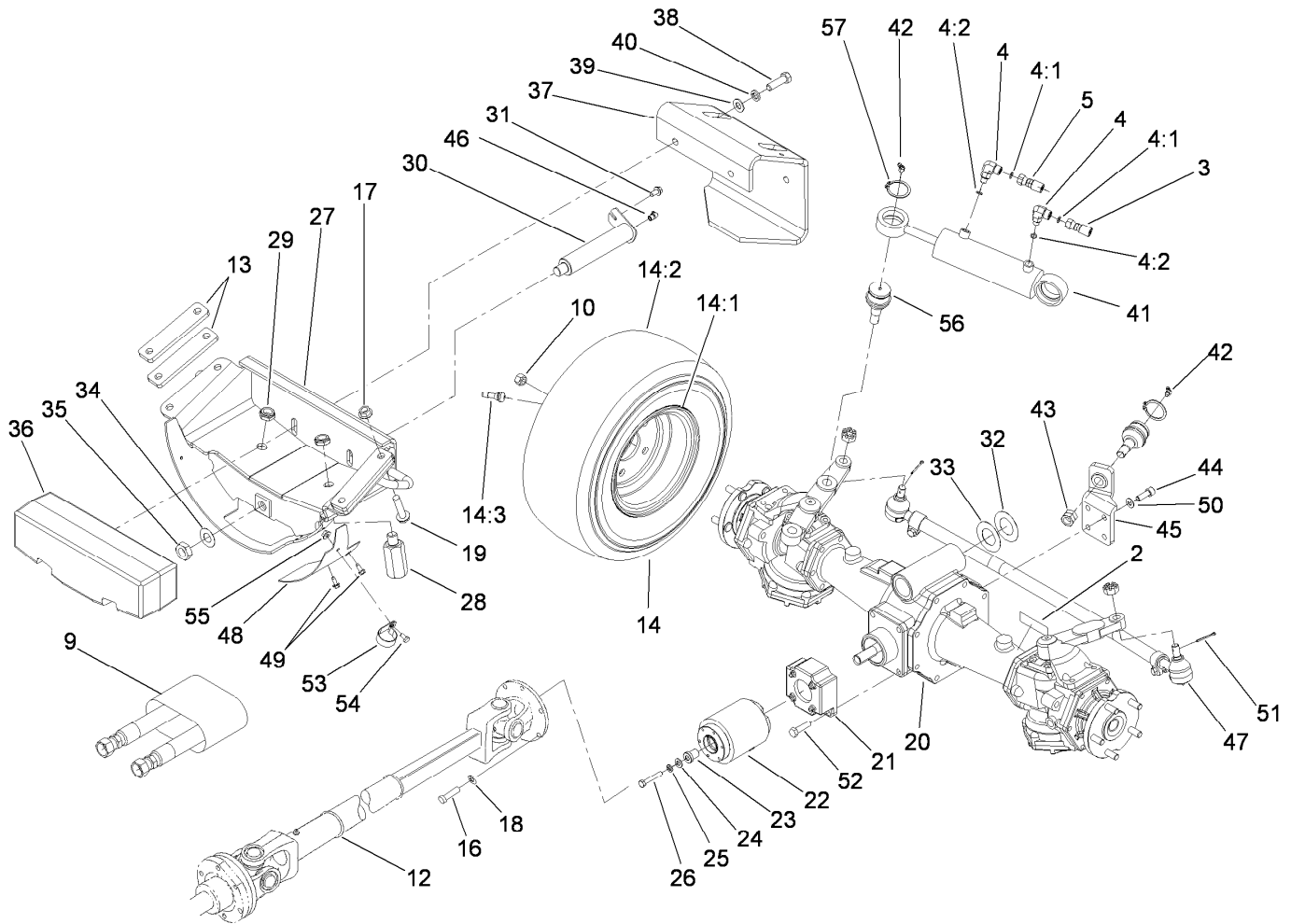
Transmission Motor Assembly

<i>Ref.</i>	<i>Part Number</i>	<i>Qty.</i>	<i>Description</i>
401	46-8410	1	Shaft-Motor
402	67-9080	1	Housing-Motor
403	48-1800	1	Cylinder Block Kit
404	67-9100	1	Gasket
406	25-2380	1	Plate-Thrust
408	72-3750	1	Bearing-Roller
409	46-8400	1	Bearing-Shaft
410	32120-8	1	Ring-Snap
413	323-56	4	Screw-HH
416	25-2430	1	Pin-Dowel
419	25-2390	1	Plate-Valve, Motor
433	93-0312	4	Washer-Hardened



Neutral Centering Device Assembly

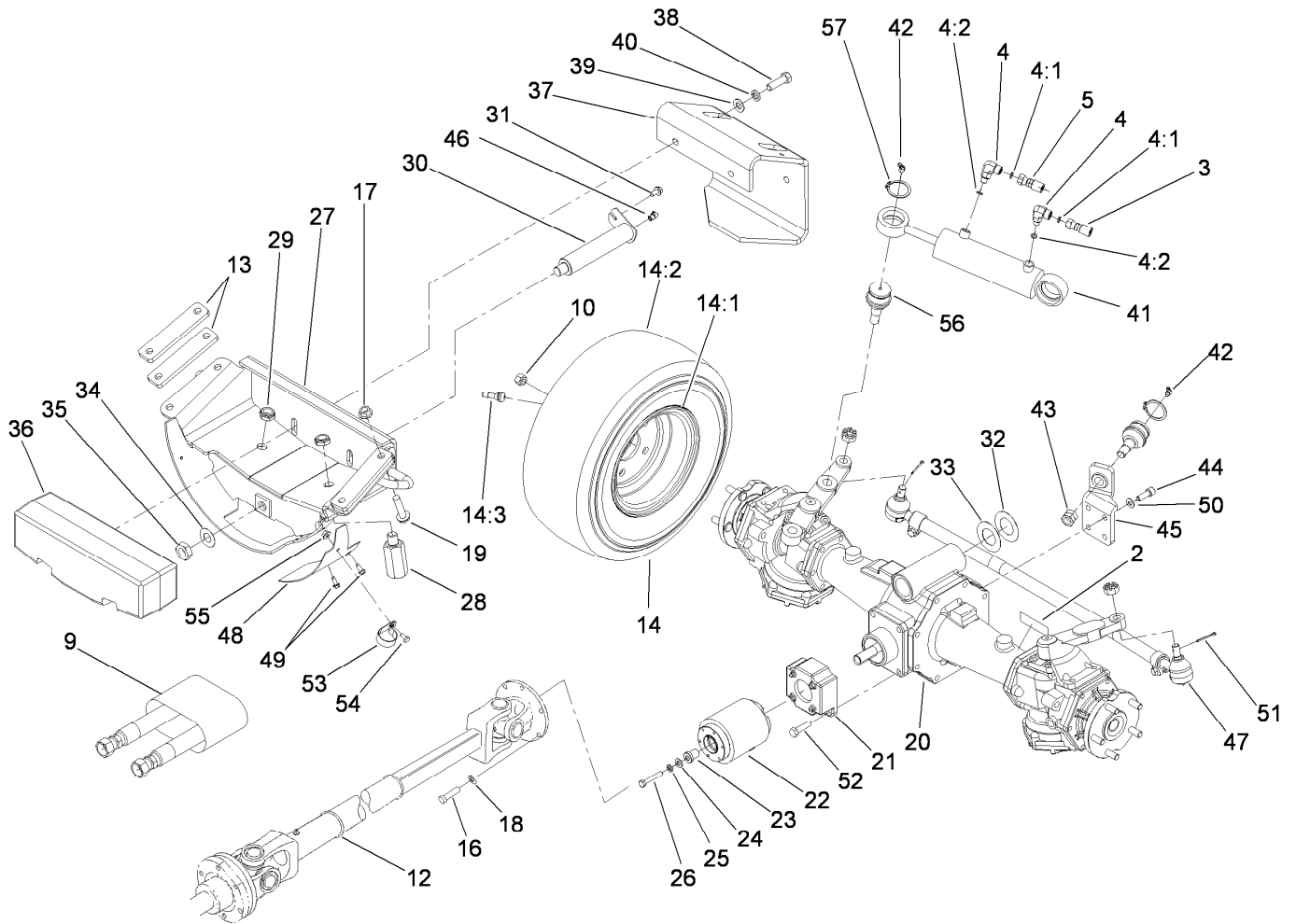
<i>Ref.</i>	<i>Part Number</i>	<i>Qty.</i>	<i>Description</i>	<i>Ref.</i>	<i>Part Number</i>	<i>Qty.</i>	<i>Description</i>
1	3272-10	1	Pin-Cotter	12:2	36-2250	1	Bolt-Shoulder
2	321-9	2	Screw-HH	12:3	3296-42	1	Nut-Lock, NI
3	115-6668	1	Lever-Pump	13	321-6	2	Screw-HH
4	29-6163	1	Switch-Micro	15	251-259	1	Bearing-Ball
5	32105-21	2	Screw-HH	16	3210-7	1	Screw-HH
6	46-8810	1	Stop-Spring, Leaf	17	3255-7	3	Washer-Lock/EXT
7	3219-2	1	Nut-Hex	18	49-2040	3	Screw-HWHTF
8	29-6120-03	1	Pump Plate ASM	19	51-3150	1	Shim-Arm, Spring
9	3296-42	4	Nut-Lock, NI	21	3296-9	2	Nut-Lock
10	29-6170	1	Extended Leaf Spring ASM	22	3256-6	1	Washer-Flat
12	110-9650	1	Leaf Spring ASM				



4 Wheel Drive Rear Axle Assembly

Ref.	Part Number	Qty.	Description	Ref.	Part Number	Qty.	Description
2	93-6697	1	Decal-Lube	28	98-3863	2	Stop-Oscillation
3	99-2407	1	Hose ASM	29	3296-15	2	Nut-Lock, NI
4	340-97	2	Fitting-HYD, 90 DEG	30	99-8434-03	1	Rear Axle Pin ASM
4:1	237-22	1	O-Ring	31	32144-14	1	Screw-HWHTF
4:2	237-78	1	O-Ring	32	99-8431	1	Washer-Thrust
5	99-2408	1	Hose ASM	33	99-8432	1	Washer-Thrust
9	56-7985	1	Sleeve-Protective	34	71-4540	1	Washer-Thrust
10	93-5268	10	Nut-Lug	35	32146-20	1	Nut-Jam
12	98-5009	1	Driveshaft ASM	36	98-3869-01	1	Weight-Rear
13	105-0073-01	4	Spacer-Frame	37	98-3880-03	1	Bumper
14		2	Tire And Wheel ASM ●	38	325-7	2	Screw-HH
14:1	105-7846	1	Wheel	39	3256-26	2	Washer-Flat
14:2	231-122	1	Tire (18X6.5-8) 4-Ply	40	3253-7	2	Washer-Lock
14:3	232-27	1	Stem-Valve	41	99-2415	1	Cylinder-HYD
16	3274-8	12	Screw-HSH	42	302-11	2	Fitting-Lube, 45 DEG
17	32128-23	4	Nut-HF	43	3220-6	4	Nut-Jam
18	3253-3	12	Washer-Lock	44	115-4522	4	Screw-Cap, HH
19	3234-46	4	Screw-HHF	45	98-3862-03	1	Bracket-Support, Cylinder
20	106-1120	1	Rear Axle ASM	46	302-33	1	Fitting-Grease
21	98-3860-03	1	Adaptor-Locator, Clutch	47	98-3871-03	1	Tie Rod ASM
22	95-6296	1	Clutch-Bidirectional	48	99-2413-01	1	Cover-Guard, Flywheel
23	98-1823	1	Spacer	49	32144-10	2	Screw-HWH
24	33094-00	1	Washer-Plain	50	48-9220	4	Washer
25	3253-4	1	Washer-Lock	51	3272-12	2	Pin-Cotter
26	33114-050	1	Screw-HH	52	87-3700	2	Screw-Cap, HH
27	100-6570-01	1	Axle Support ASM	53	2412-74	1	R-Clamp

● Not serviced separately

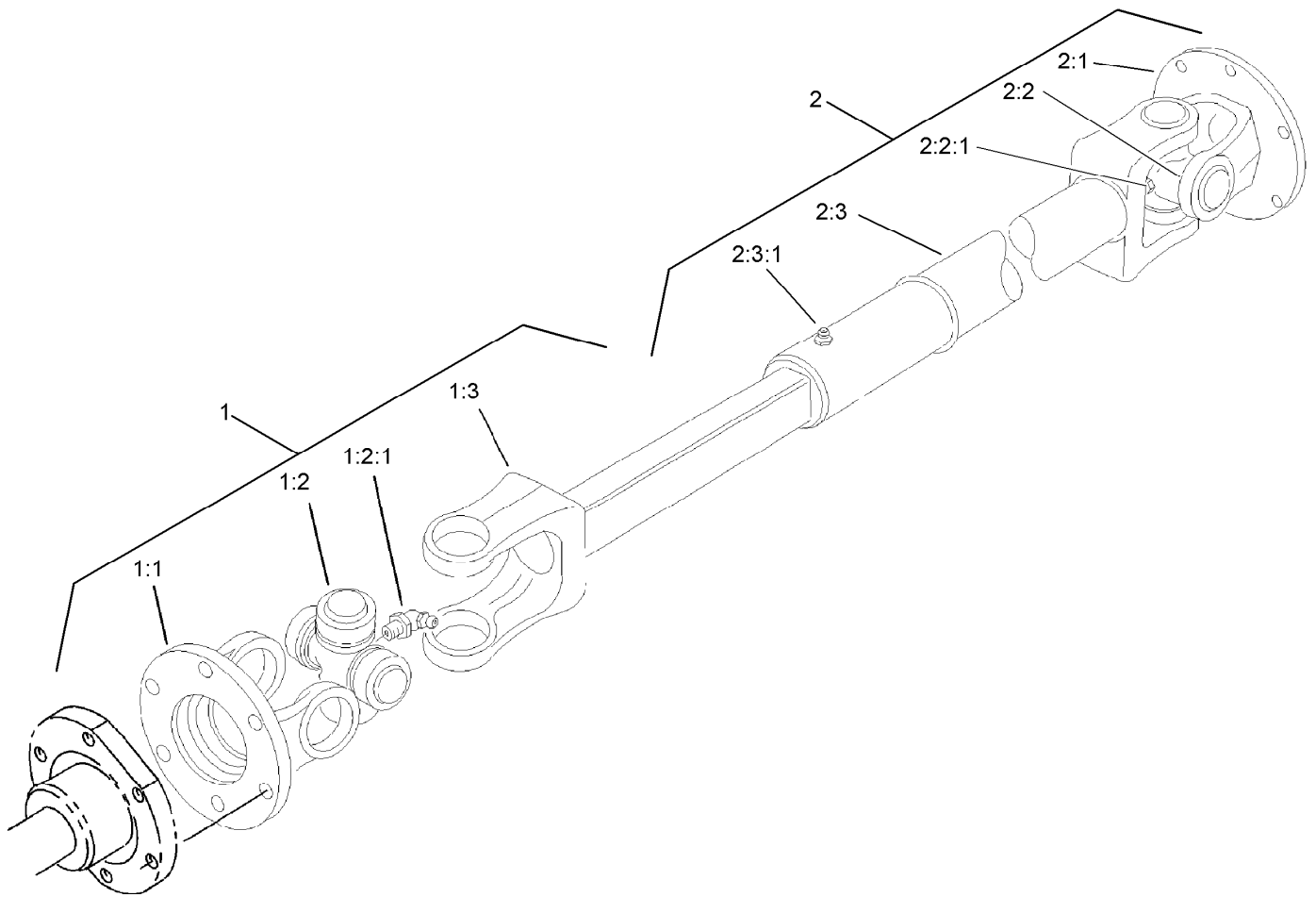


4 Wheel Drive Rear Axle Assembly (continued)

Ref.	Part Number	Qty.	Description
54	321-2	1	Screw-HH
55	32128-14	1	Nut-HF

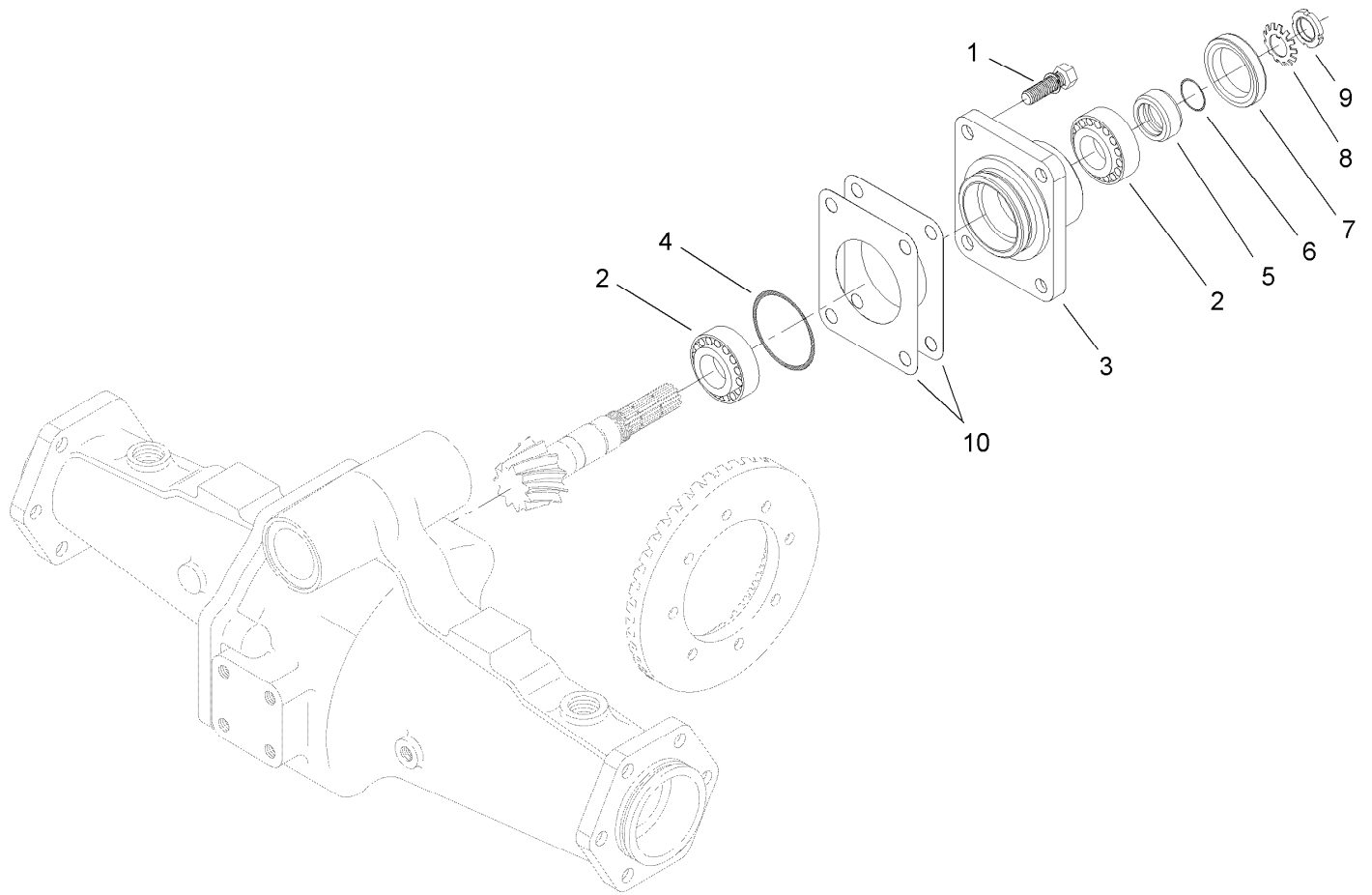
Ref.	Part Number	Qty.	Description
56	106-6774	2	Joint-Ball
57	32151-104	2	Ring-Retaining, External

● Not serviced separately



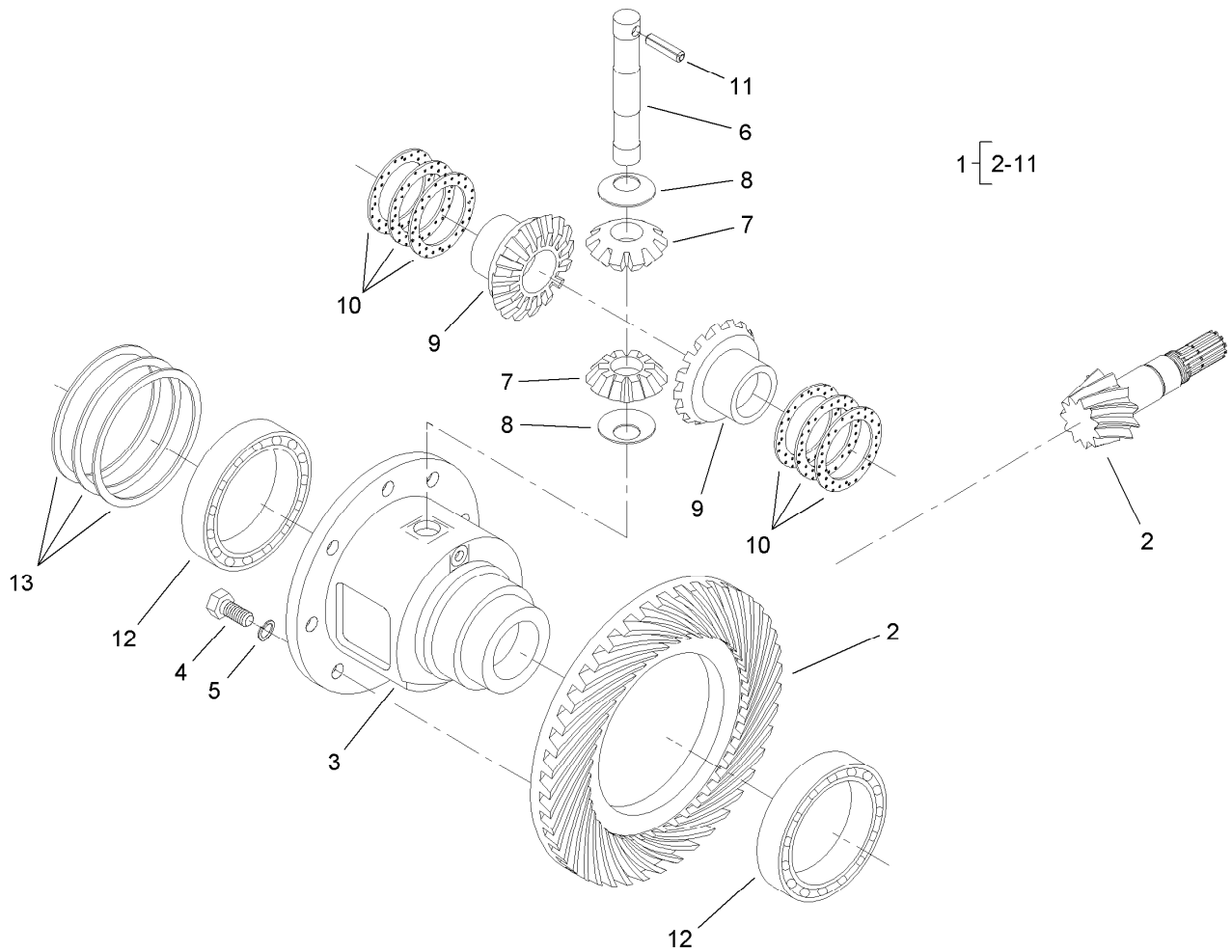
Driveshaft Assembly No. 98-5009

<i>Ref.</i>	<i>Part Number</i>	<i>Qty.</i>	<i>Description</i>
1	92-5096	1	Joint And Shaft ASM
1:1	72-3410	1	Yoke-Flange
1:2	54-9180	1	U-Joint Kit
1:2:1	62-3820	1	Fitting-Grease
1:3	72-3420	1	Yoke And Shaft ASM
2	98-3882	1	Joint And Tube ASM
2:1	72-3410	1	Yoke-Flange
2:2	54-9180	1	U-Joint Kit
2:2:1	62-3820	1	Fitting-Grease
2:3	72-3431	1	Yoke And Tube ASM
2:3:1	302-58	1	Fitting-Straight



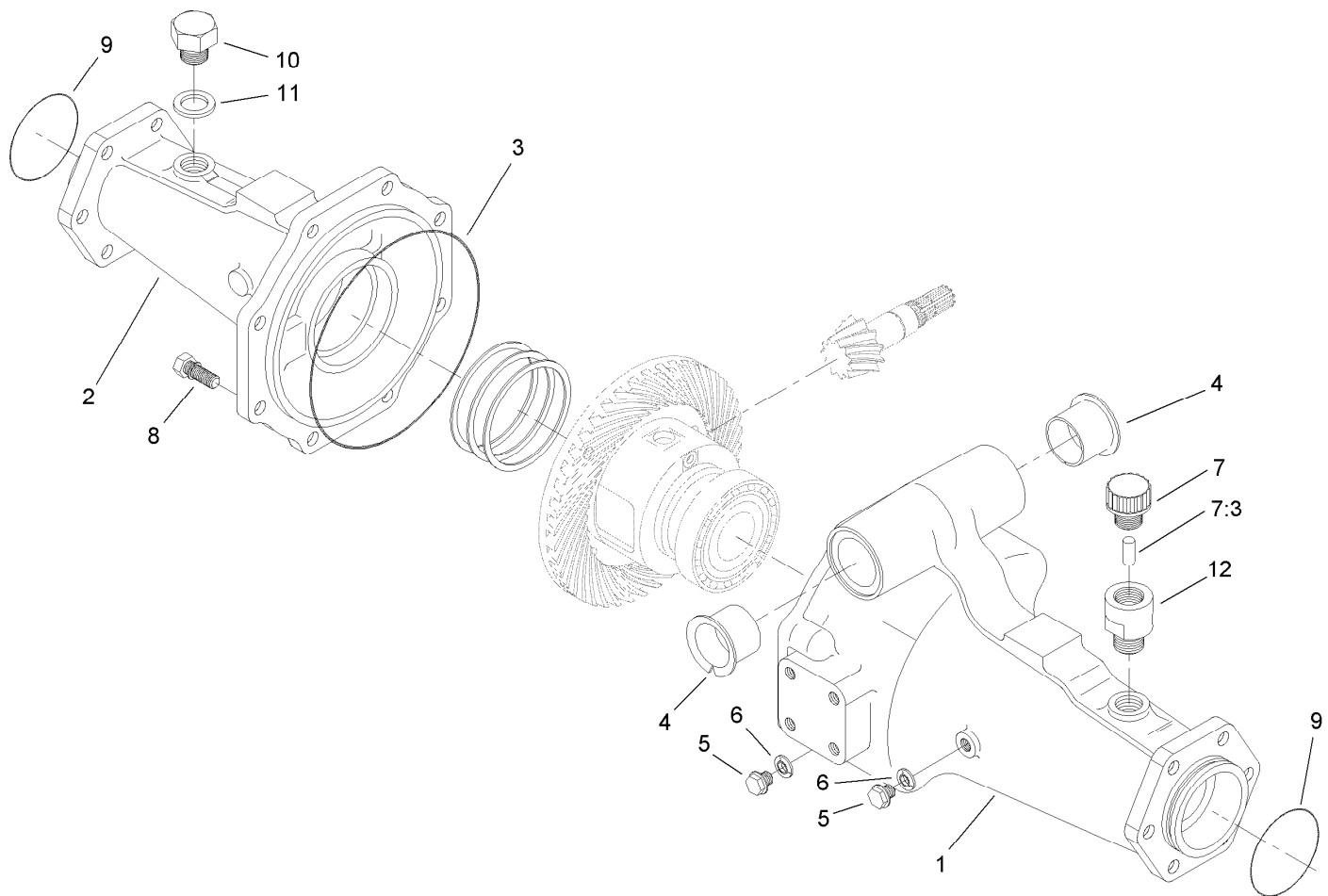
Bevel Pinion Shaft Assembly Rear Axle Assembly No. 106-1120

Ref.	Part Number	Qty.	Description
1	99-7575	4	Bolt
2	99-7570	2	Bearing-Roller, Taper
3	95-7535	1	Case-Bearing
4	106-1065	1	O-Ring
5	99-7572	1	Collar-Seal, Oil
6	106-1066	1	O-Ring
7	99-7574	1	Seal-Oil
8	99-7559	1	Washer-Lock
9	99-7560	1	Nut-Lock
10	99-7550	2	Shim 0.1
10	99-7551	2	Shim 0.2



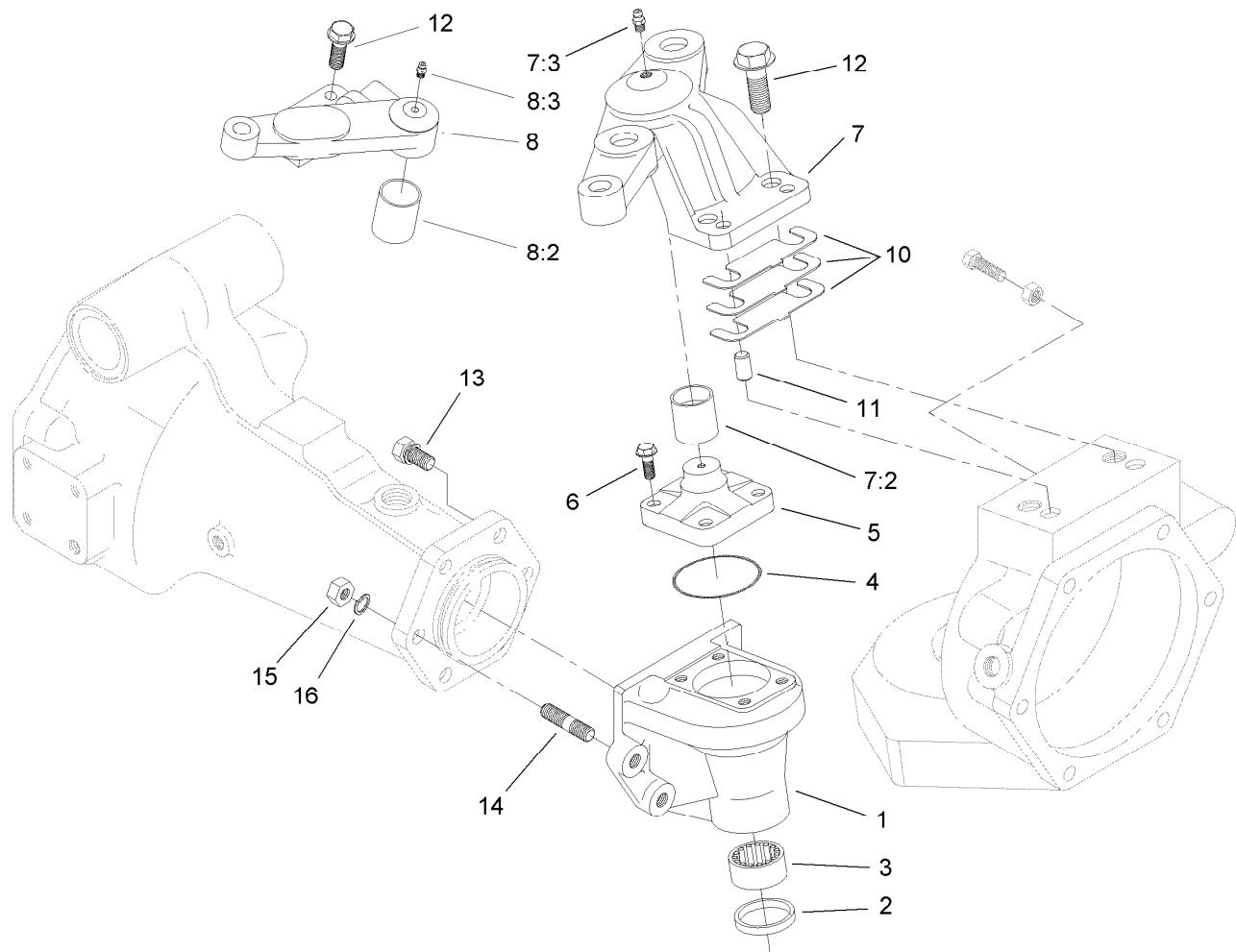
Differential Assembly Rear Axle Assembly No. 106-1120

Ref.	Part Number	Qty.	Description
1	95-7503	1	Differential ASM
2	106-1093	1	Ring And Pinion, Matched Set
3	95-7502	1	Case-Differential
4	99-7576	8	Bolt
5	3253-4	8	Washer-Lock
6	99-7578	1	Shaft-Differential
7	99-7579	2	Pinion-Differential
8	99-7580	2	Washer-Differential
9	99-7581	2	Gear-Differential
10	99-7582	2	Washer-Differential
10	99-7583	2	Washer-Differential
10	99-7584	2	Washer-Differential
11	99-7588	1	Pin-Spring
12	99-7562	2	Bearing-Ball
13	99-7585	2	Shim 0.1
13	99-7586	2	Shim 0.2
13	99-7587	2	Shim 0.4



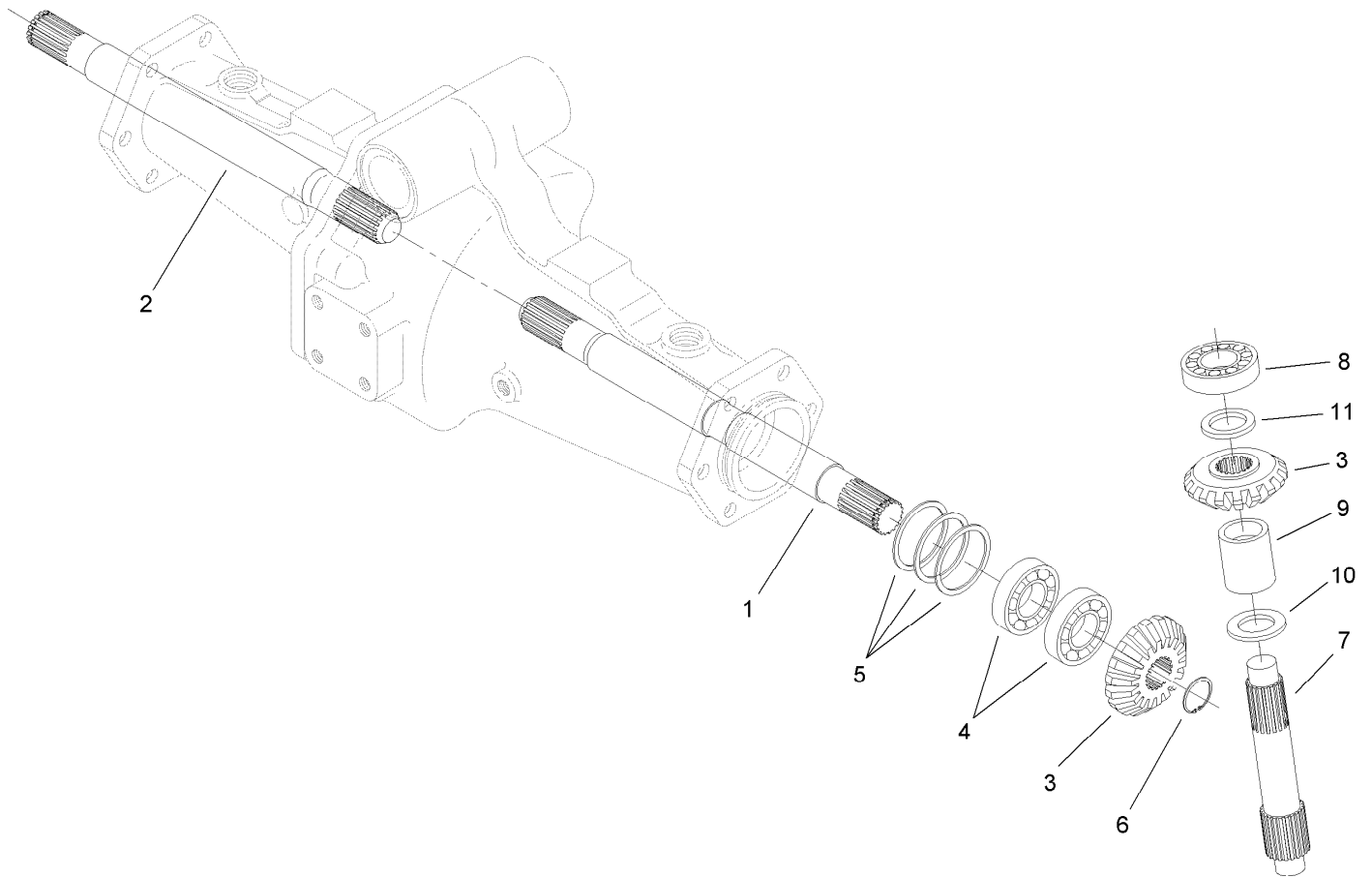
Axle Support Assembly Rear Axle Assembly No. 106-1120

<i>Ref.</i>	<i>Part Number</i>	<i>Qty.</i>	<i>Description</i>
1	95-7508	1	Support-Axle
2	95-7506	1	Support-Axle
3	106-1067	1	O-Ring
4	95-7537	2	Bushing-Flanged
5	99-7589	2	Plug
6	99-7590	2	Washer-Seal
7	110-4812	1	Axle Vent ASM
7:3	110-4815	1	Insert-Filter, Foam
8	99-7592	8	Bolt
9	106-1068	2	O-Ring
10	104-8643	1	Plug
11	104-8644	1	O-Ring
12	104-2377	1	Extension-Vent



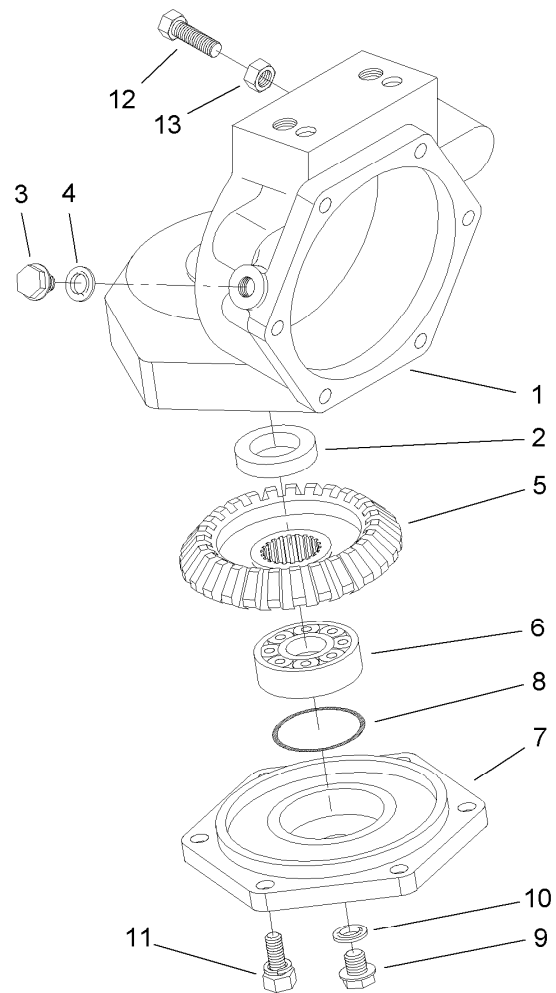
Bevel Gear Case Assembly Drive Axle Assembly No. 106-1120

Ref.	Part Number	Qty.	Description
1	106-1099	2	Case-Gear, Bevel
2	99-7594	2	Seal-Oil
3	99-7595	2	Bearing-Needle
4	106-1069	2	O-Ring
5	104-2373	2	Knuckle
6	104-2374	8	Bolt
7	110-4757	1	LH Axle Case Support ASM
7:2	99-7529	1	Bushing
7:3	99-7528	1	Nipple-Grease
8	110-4756	1	RH Axle Case Support ASM
8:2	99-7529	1	Bushing
8:3	99-7528	1	Nipple-Grease
10	95-7547	2	Shim 0.1
10	95-7548	2	Shim 0.2
10	95-7549	2	Shim 0.3
11	99-7597	4	Pin-Dowel
12	99-7598	4	Bolt
13	99-7599	8	Bolt
14	99-7525	4	Stud
15	99-7526	4	Nut
16	99-7527	4	Washer-Spring



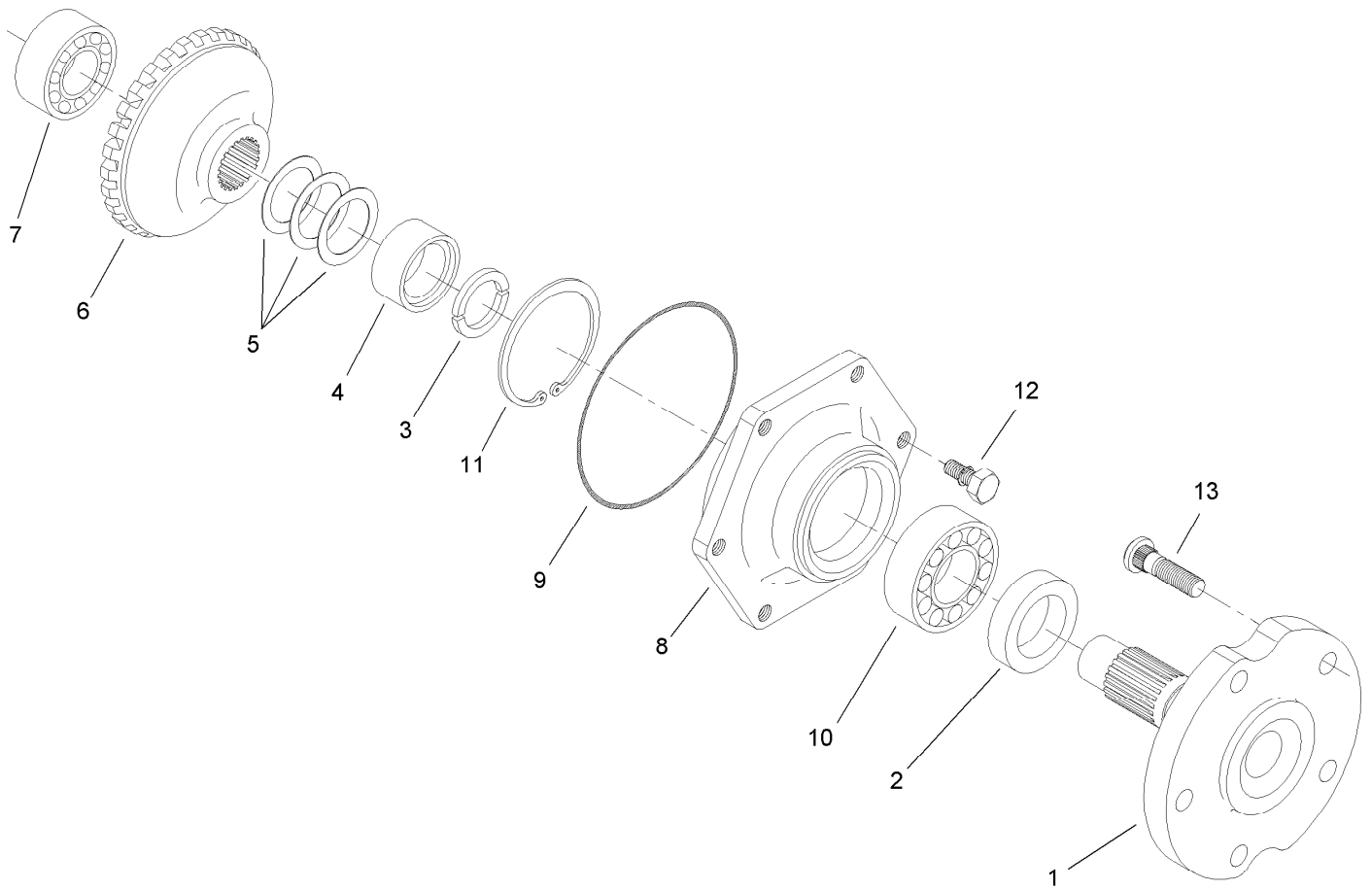
Bevel Gear Shaft Assembly Rear Axle Assembly No. 106-1120

<i>Ref.</i>	<i>Part Number</i>	<i>Qty.</i>	<i>Description</i>
1	95-7509	1	Shaft-Gear, Differential
2	95-7512	1	Shaft-Gear, Differential
3	95-7518	4	Gear-Bevel, 18 Tooth
4	99-7530	4	Bearing-Ball
5	99-7552	2	Shim 0.1
5	99-7553	2	Shim 0.2
5	99-7554	2	Shim 0.5
6	99-7531	2	Clip
7	106-1101	2	Shaft-Gear, Bevel
8	99-7532	2	Bearing-Roller, Taper
9	95-7543	2	Spacer
10	99-7533	2	Collar-Thrust
11	99-7558	2	Collar



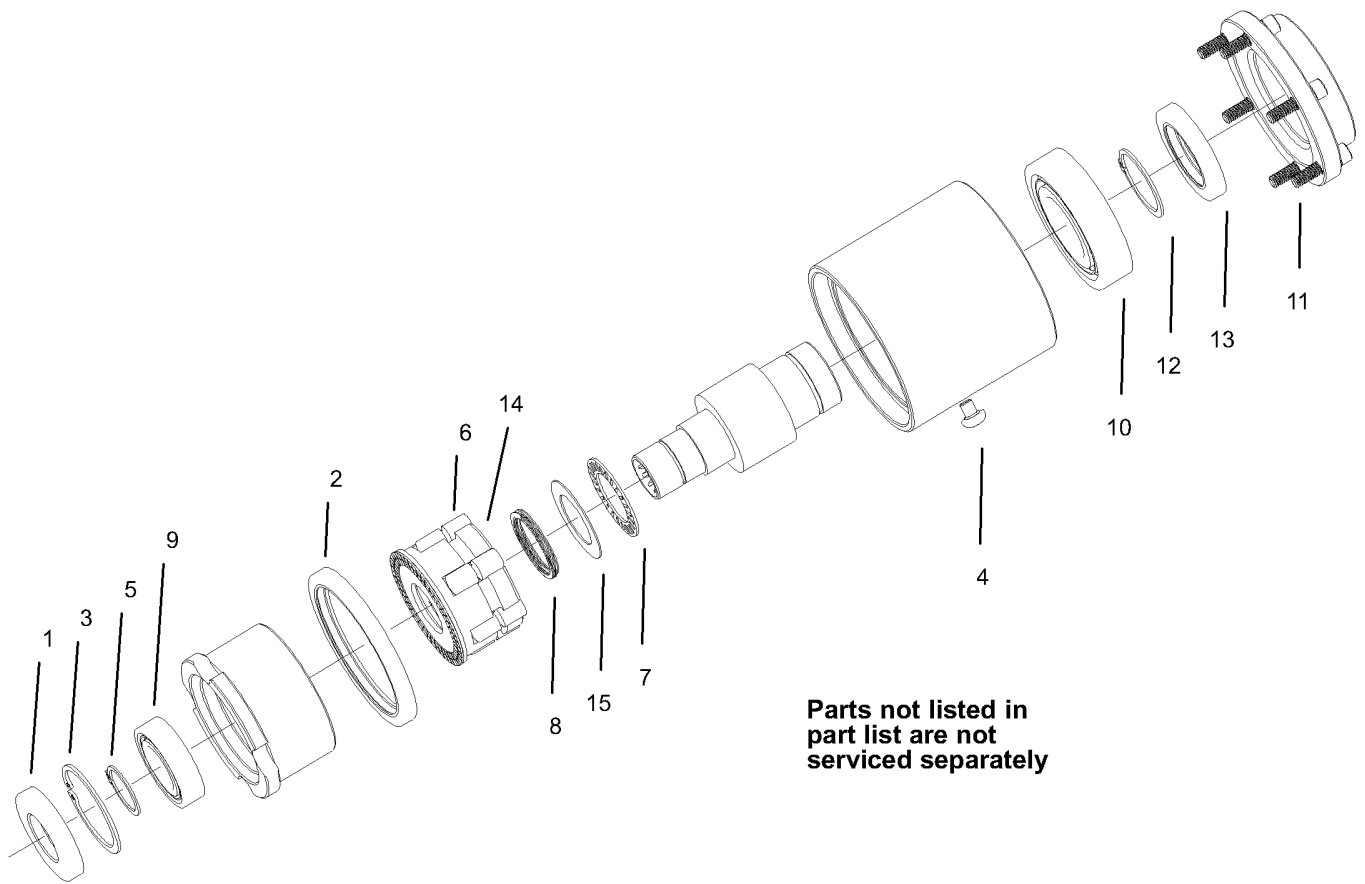
Axle Case Assembly Rear Axle Assembly No. 106-1120

<i>Ref.</i>	<i>Part Number</i>	<i>Qty.</i>	<i>Description</i>
1	106-1100	2	Case-Axle
2	99-7594	2	Seal-Oil
3	99-7535	2	Plug
4	99-7536	2	Washer-Seal
5	95-7528	2	Gear-Bevel, 27 Tooth
6	99-7532	2	Bearing-Roller, Taper
7	95-7526	2	Cover-Axle
8	106-1072	2	O-Ring
9	99-7589	2	Plug
10	99-7590	2	Washer-Seal
11	99-7596	12	Bolt
12	106-1102	2	Bolt-Stop
13	106-1103	2	Nut



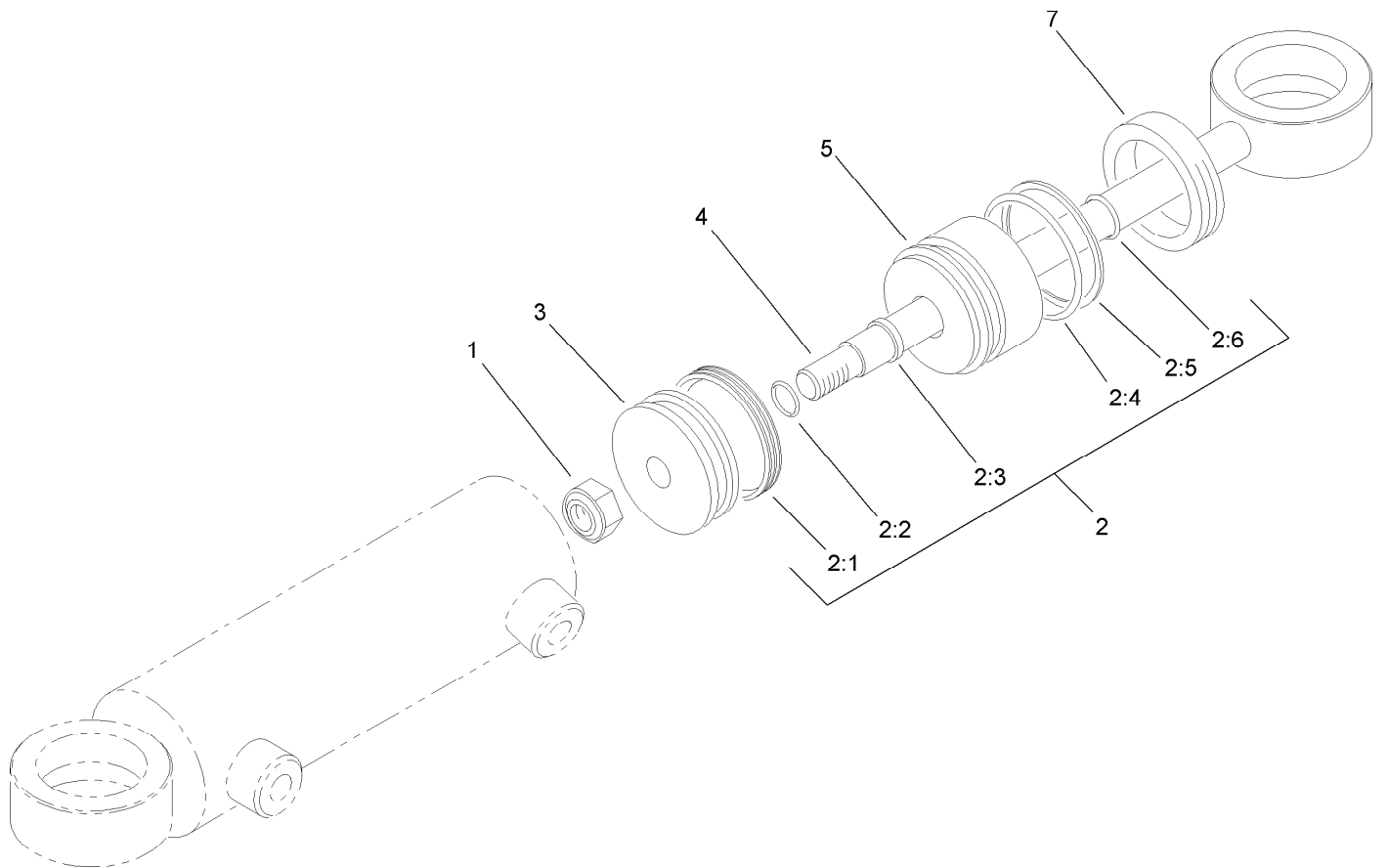
Axle Assembly Rear Axle Assembly No. 106-1120

<i>Ref.</i>	<i>Part Number</i>	<i>Qty.</i>	<i>Description</i>
1	95-7522	2	Axle
2	99-7564	2	Seal-Oil
3	95-7544	4	Clip
4	95-7523	2	Spacer
5	99-7555	2	Shim 0.3
5	99-7556	2	Shim 0.2
5	99-7557	2	Shim 0.5
6	95-7525	2	Gear-Bevel, 27 Tooth
7	99-7534	2	Bearing-Ball
8	95-7521	2	Cover-Axle
9	106-1071	2	O-Ring
10	99-7561	2	Bearing-Ball
11	99-7539	2	Clip
12	99-7596	12	Bolt
13	99-7563	10	Stud



Bi-Directional Clutch Assembly No. 95-6296

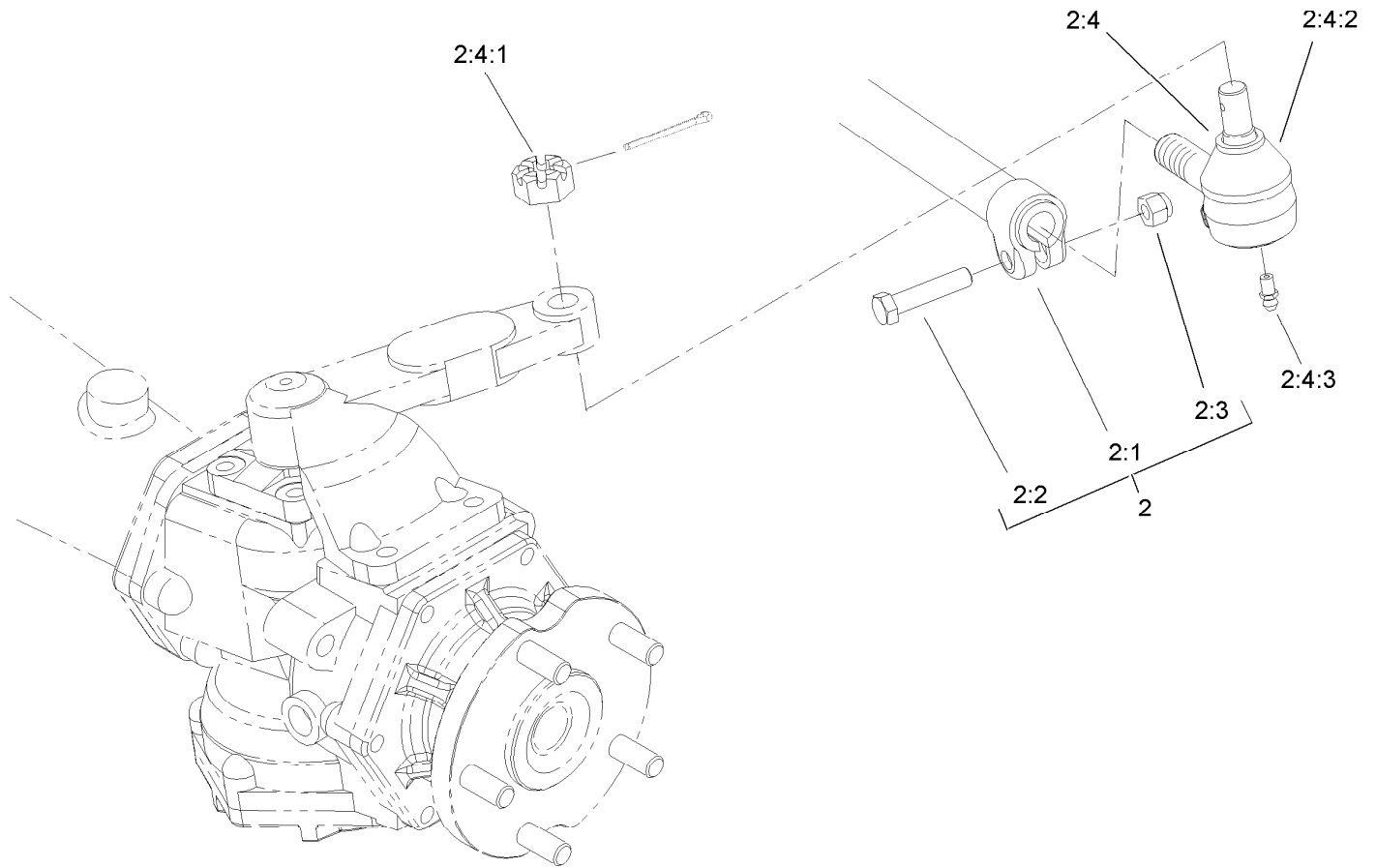
<i>Ref.</i>	<i>Part Number</i>	<i>Qty.</i>	<i>Description</i>
1	100-6589	1	Seal-Oil
2	100-6593	1	Seal-Oil
3	32151-75	1	Ring-Retaining
4	100-6596	1	Screw-PPH
5	100-6597	1	Ring-Snap, External
6	93-8925	6	Roller
7	93-8919	1	Bearing-Needle, Thrust
8	93-8923	1	Spring-Wave
9	99-2902	1	Bearing
10	92-9705	1	Bearing
11	3245-6	6	Screw-HSH
12	32120-84	1	Ring-Snap, External
13	71-6790	1	Seal-Oil
14	100-2568	1	Roll Cage ASM
15	93-8929	1	Washer-Thrust



Hydraulic Cylinder Assembly No. 99-2415

<i>Ref.</i>	<i>Part Number</i>	<i>Qty.</i>	<i>Description</i>
1	32152-10	1	Locknut
2	86-5390	1	Seal Kit
2:1		1	Uniring ●
2:2		1	O-Ring ●
2:3		1	Seal-Rod ●
2:4		1	O-Ring ●
2:5		1	Ring-Backup ●
2:6		1	O-Ring ●
3		1	Piston ●
4		1	Rod ●
5		1	Head ●
7		1	Collar-Internal ●

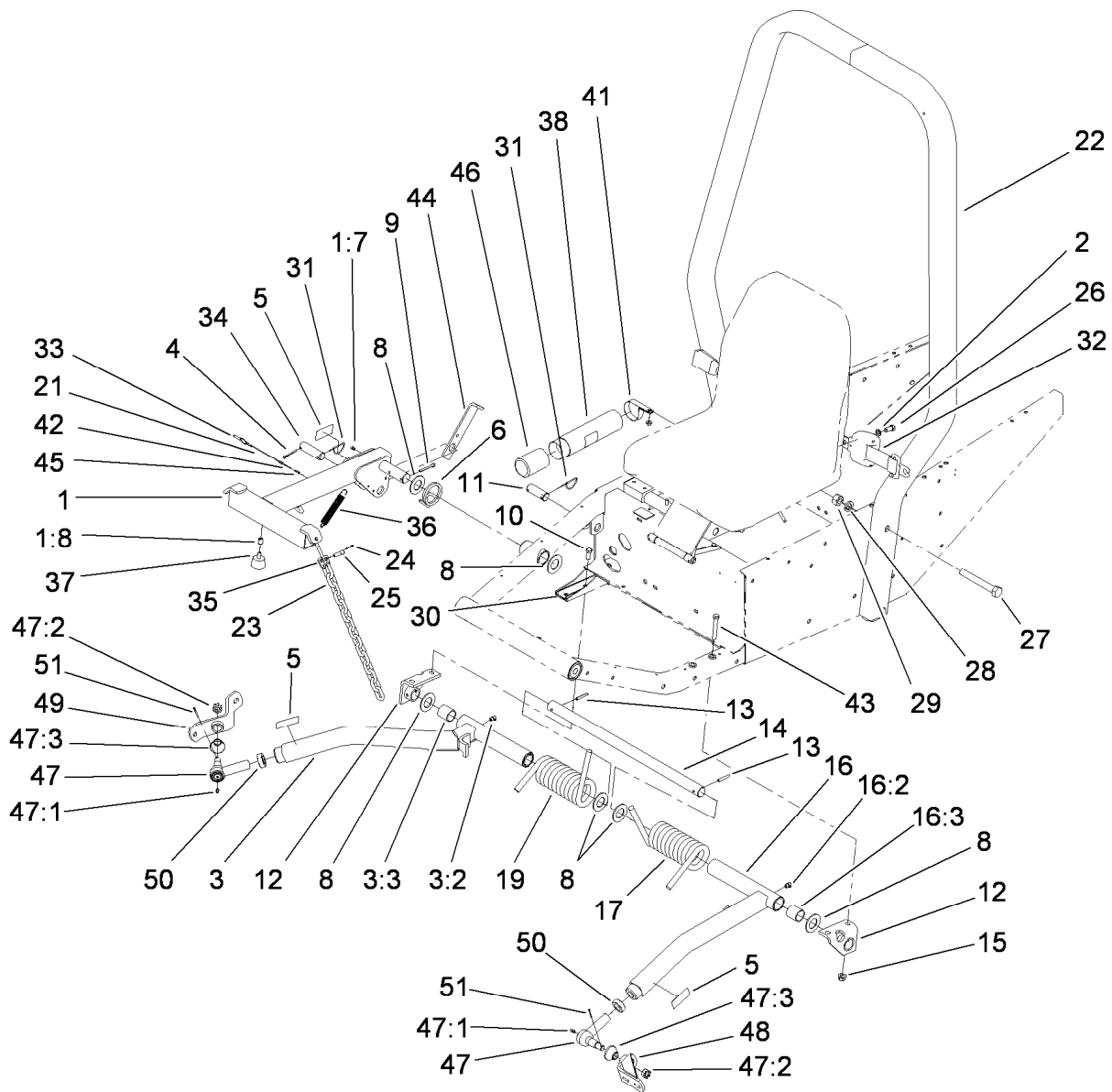
● Not serviced separately



Tie Rod Assembly No. 98-3871-03

<i>Ref.</i>	<i>Part Number</i>	<i>Qty.</i>	<i>Description</i>
2		1	Tie Rod ASM ●
2:1	99-2412-03	1	Rod And Clamp ASM
2:2	323-9	2	Screw-HH
2:3	3296-39	2	Nut-Lock, NI
2:4	71-4740	2	End-Rod, Tie (RH)
2:4:1	105-7941	1	Nut-Hex, Slotted
2:4:2	105-7835	1	Seal
2:4:3	302-5	1	Fitting-Grease

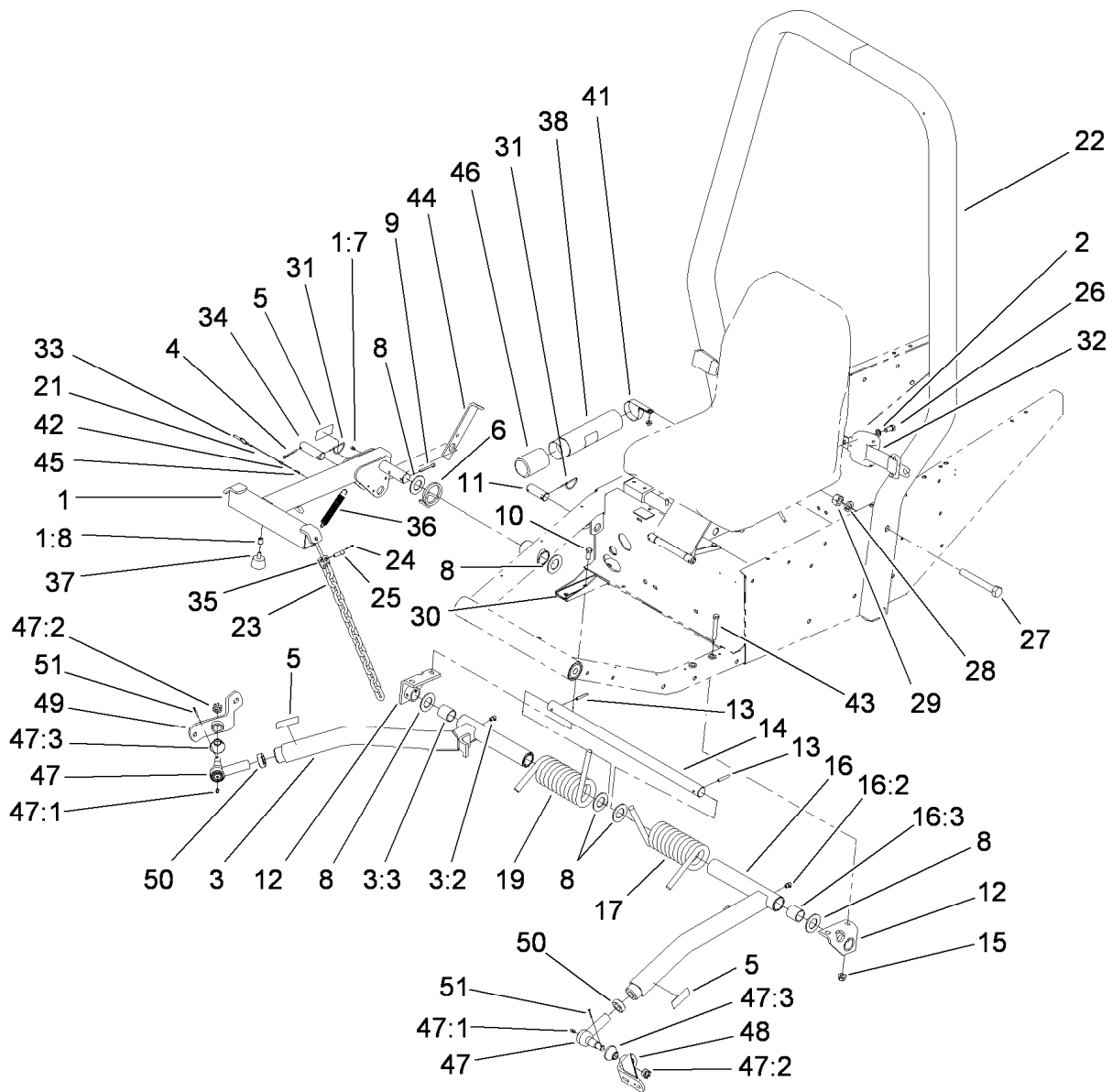
● Not serviced separately



Push Arm and Roll-Over Protection System Assembly

Ref.	Part Number	Qty.	Description	Ref.	Part Number	Qty.	Description
1	66-6370	1	Lift Arm ASM	15	117-6998	4	Nut-HF
1:7	302-5	1	Fitting-Grease	16	21-2960	1	Arm-Push, LH
1:8	3290-472	1	Insert-Threaded	16:2	302-33	1	Fitting-Grease
2	3253-6	2	Washer-Lock	16:3	256-126	2	Bushing
3	66-7150	1	Arm-Push, RH	17	105-9550-01	1	Spring-Torsion, LH (Light) ●
3:2	302-33	1	Fitting-Grease	17	21-2900-01	1	Spring-Torsion, LH
3:3	256-126	2	Bushing	19	21-2890-01	1	Spring-Torsion, RH
4	3272-24	1	Pin-Cotter	21	28-8070	1	Lanyard
5	93-6696	3	Decal-Warning	22	99-1299-03	1	ROPS-2 Post
6	46-8840-01	1	Spring-Lift Arm	23	3-1365	3	Chain
8	5-1754	6	Washer-Flat	24	3272-10	6	Pin-Cotter
9	3272-33	1	Pin-Cotter	25	283-10	6	Pin-Clevis
10	110-9672	2	Screw-HH	26	3212-4	2	Screw-HH
11	3-7292	1	Pin-Clevis	27	328-12	4	Screw-HH
12	21-2860-01	2	Push Arm Bracket ASM	28	3253-9	4	Washer-Lock
13	32121-84	2	Pin-Spiral	29	3217-12	4	Nut-Hex
14	21-2990	1	Shaft-Pivot	30	93-7040-01	1	Support-Reinforcement

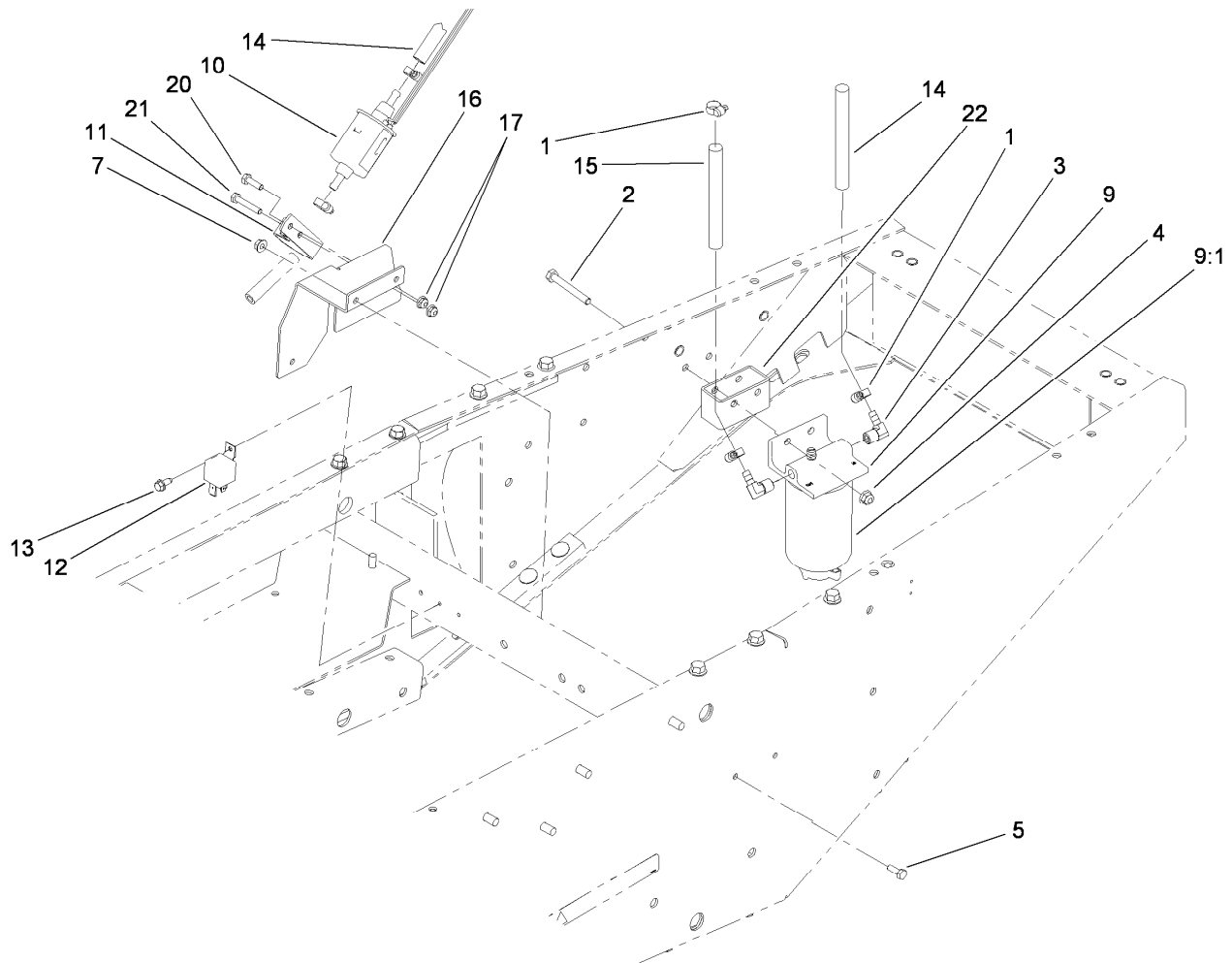
● Not illustrated



Push Arm and Roll-Over Protection System Assembly (continued)

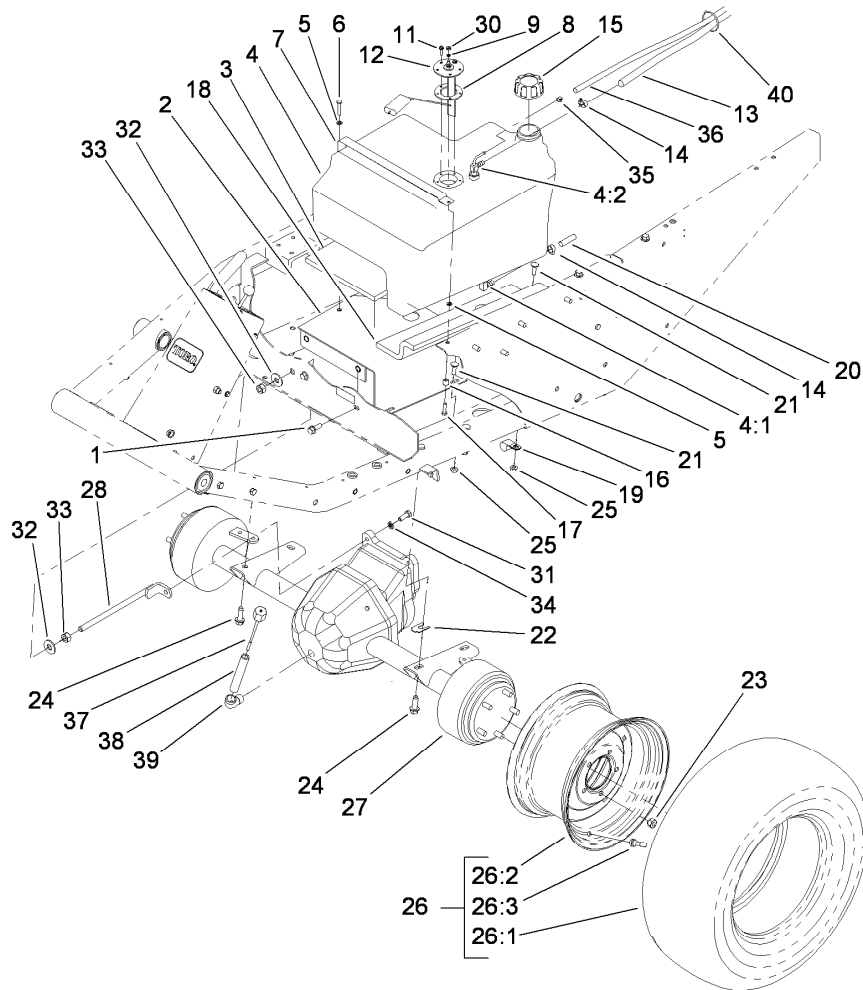
<i>Ref.</i>	<i>Part Number</i>	<i>Qty.</i>	<i>Description</i>	<i>Ref.</i>	<i>Part Number</i>	<i>Qty.</i>	<i>Description</i>
31	5-3126	2	Pin-Lynch	44	93-7650-01	1	Lever-Locking
32	110-0413	1	Seatbelt-Retractable	45	32121-2	1	Pin-Roll, Slotted
33	93-7644	1	Pin-Hitch, Cotterless	46	104-7048	1	Cap-Housing
34	24-9510	1	Pin	47	86-8100	2	Joint-Ball
35	5-2942	6	Shackle	47:1	302-5	1	Fitting-Grease
36	21-1830	1	Spring-Extension	47:2	32136-2	1	Nut-SHH
37	68-3270	1	Bumper-Rubber	47:3	114-2874	1	Seal-Ball Joint
38	104-7050	1	Tube-Manual	48	21-3050-01	1	LH Ball Jount Mount ASM
41	2412-133	2	R-Clamp	49	21-3020-01	1	Mount-Balljoint, RH
42	3272-7	1	Pin-Cotter	50	21-3000	2	Nut-HJ
43	110-9673	2	Screw-HH	51	3272-11	2	Pin-Cotter

● Not illustrated



Fuel Filter Assembly

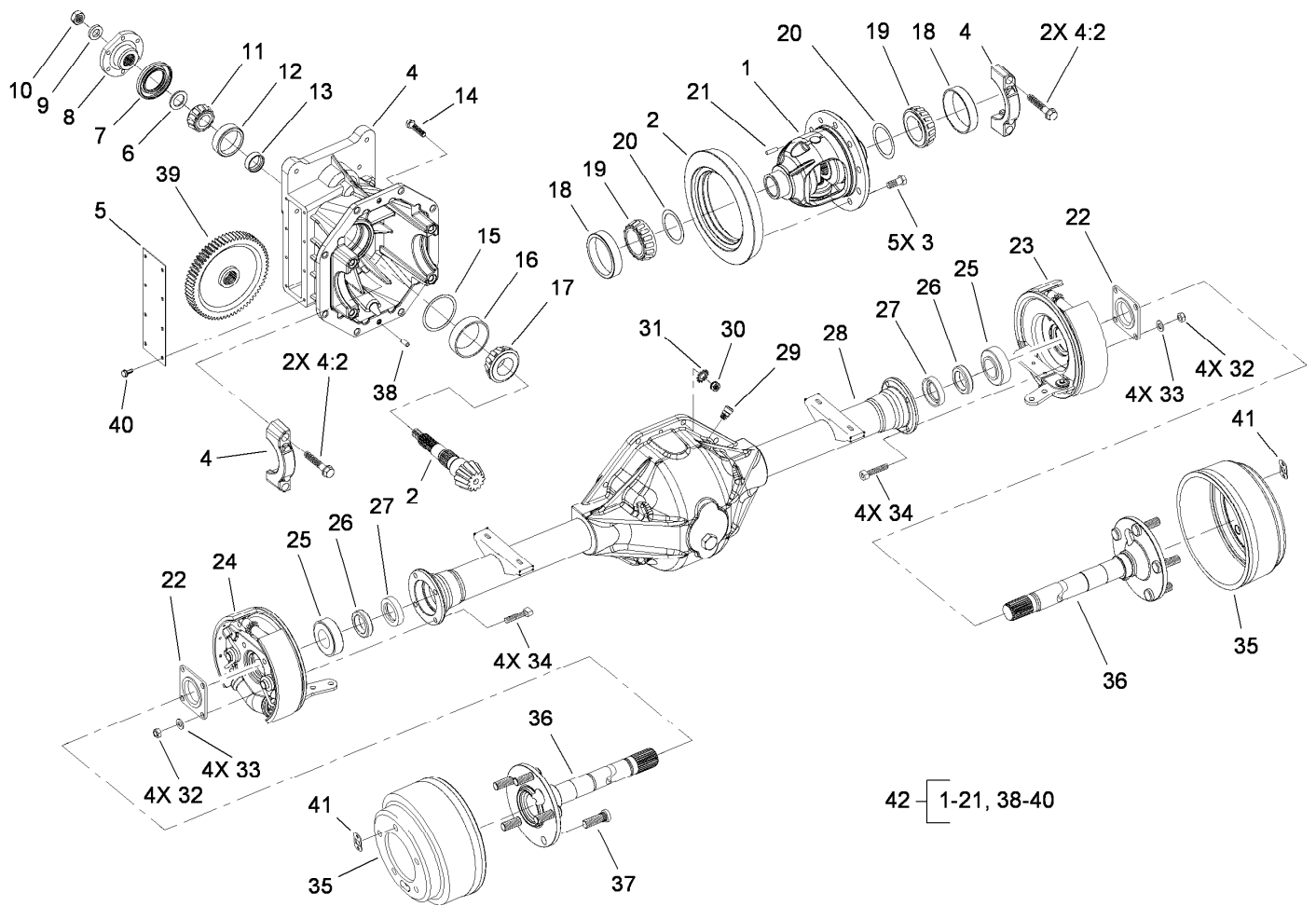
<i>Ref.</i>	<i>Part Number</i>	<i>Qty.</i>	<i>Description</i>
1	2412-108	5	Clamp-Worm
2	322-12	2	Screw-HH
3	353-781	2	Fitting-Elbow
4	104-8300	2	Nut-Flange, NI
5	321-4	2	Screw-HH
7	32128-33	2	Nut-HF
9	110-9044	1	Filter-Seperator
9:1	110-9049	1	Filter-Spin On
10	110-8806	1	Pump-Fuel
11	110-8817	1	Bracket-Pump, Fuel
12	99-7435	1	Relay-Power
13	32144-1	1	Screw-Taptite
14	110-7503	1	Hose-Fuel
15	110-4124	1	Hose-Fuel
16	115-0608-03	1	Bracket-Pump, Fuel
17	104-7201	2	Nut-HF
20	321-5	1	Screw-HH
21	321-9	1	Screw-HH
22	115-0607-03	1	Bracket-Pump, Fuel



Fuel Tank and Front Axle Assembly

Ref.	Part Number	Qty.	Description	Ref.	Part Number	Qty.	Description
1	3234-11	2	Screw-HHF	22	42-6080	1	Shim-Axle
2	68-9760	1	Fuel Tank Base ASM	23	23-7270	10	Nut-Wheel
3	21-3600	1	Foam-Support, Tank	24	32144-67	4	Screw
4	115-4519	1	Fuel Tank ASM	25	32128-20	3	Nut-HF
4:1	115-4518	1	Pipe-Stand	26		2	Wheel And Tire ASM ●
4:2	43-4160	1	Fitting-Return And Vent	26:1	95-3348	1	Tire
5	3253-3	2	Washer-Lock	26:2	217-117	1	Wheel
6	32104-96	1	Screw-HH	26:3	232-27	1	Stem-Valve
7	37-9550	1	Strap-Tank, Fuel	27	86-9630-03	1	Axle ASM
8	62-7650	1	Gasket	28	24-9830-01	1	Axle Support ASM
9	3253-17	1	Washer-Lock	30	3219-14	1	Nut-Hex
11	32144-53	5	Screw-SHWH, Thd Form	31	323-6	1	Screw-HH
12	105-2563	1	Sender-Fuel	32	3256-6	2	Washer-Flat
13	110-4109	1	Hose-Fuel	33	3217-9	2	Nut-HH
14	2412-108	2	Clamp-Worm	34	3253-21	1	Washer-Lock
15	55-3572	1	Fuel Cap ASM	35	2412-80	2	Clamp-Line, Fuel
16	22-7810	1	Spacer	36	110-5688	1	Hose-Fuel
17	321-6	1	Screw-HH	37	23-5180	1	Dipstick ASM
18	21-3610	1	Foam-Support, Tank	38	289-37	1	Nipple-Pipe
19	2412-4	1	Clamp	39	2811-9	1	Fitting-Elbow, Street
20	109-0274	1	Hose-Fuel	40	3290-379	1	Tie-Cable
21	3230-2	3	Bolt-CARR				

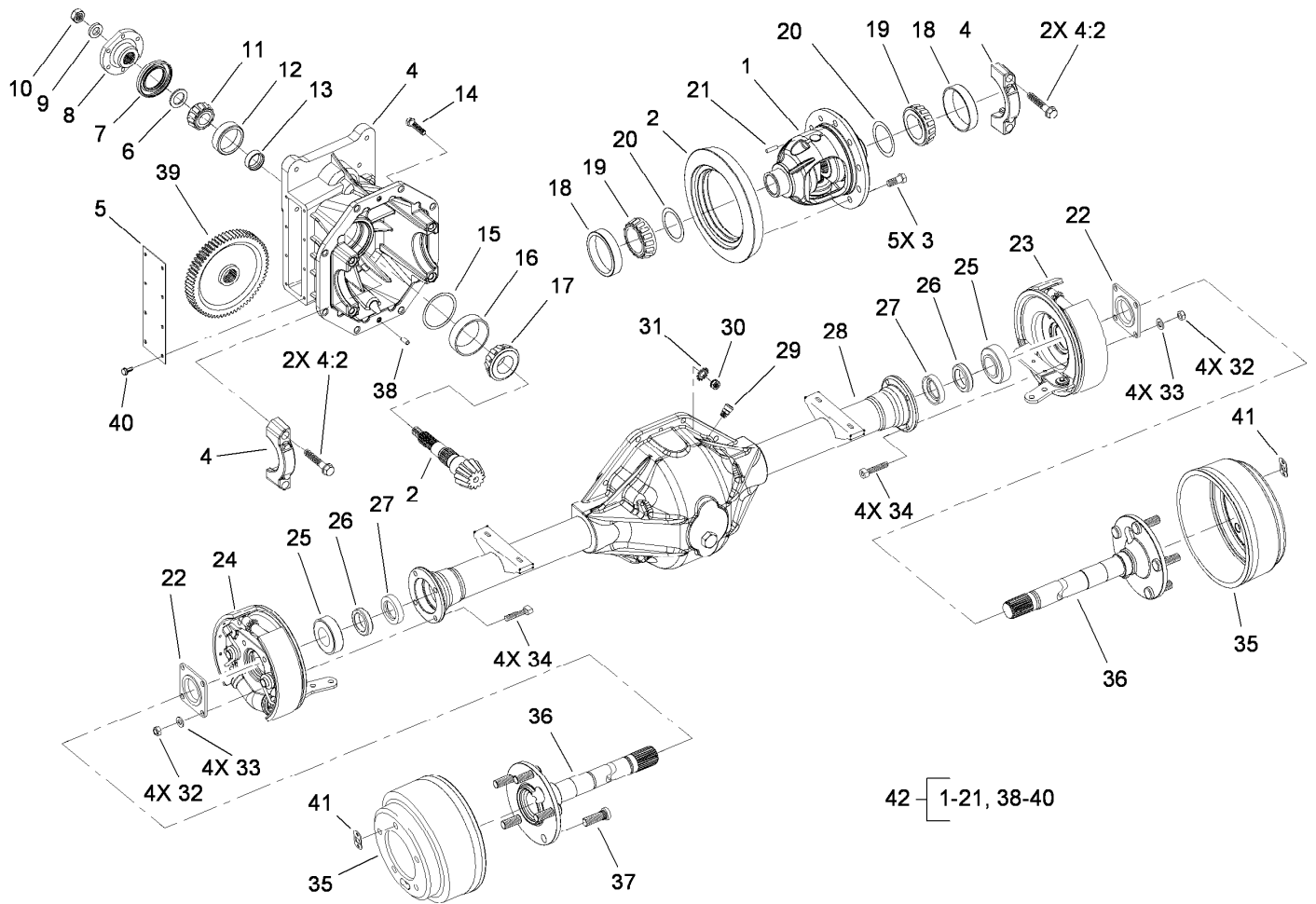
● Not serviced separately



Front Axle Assembly No. 86-9630-03

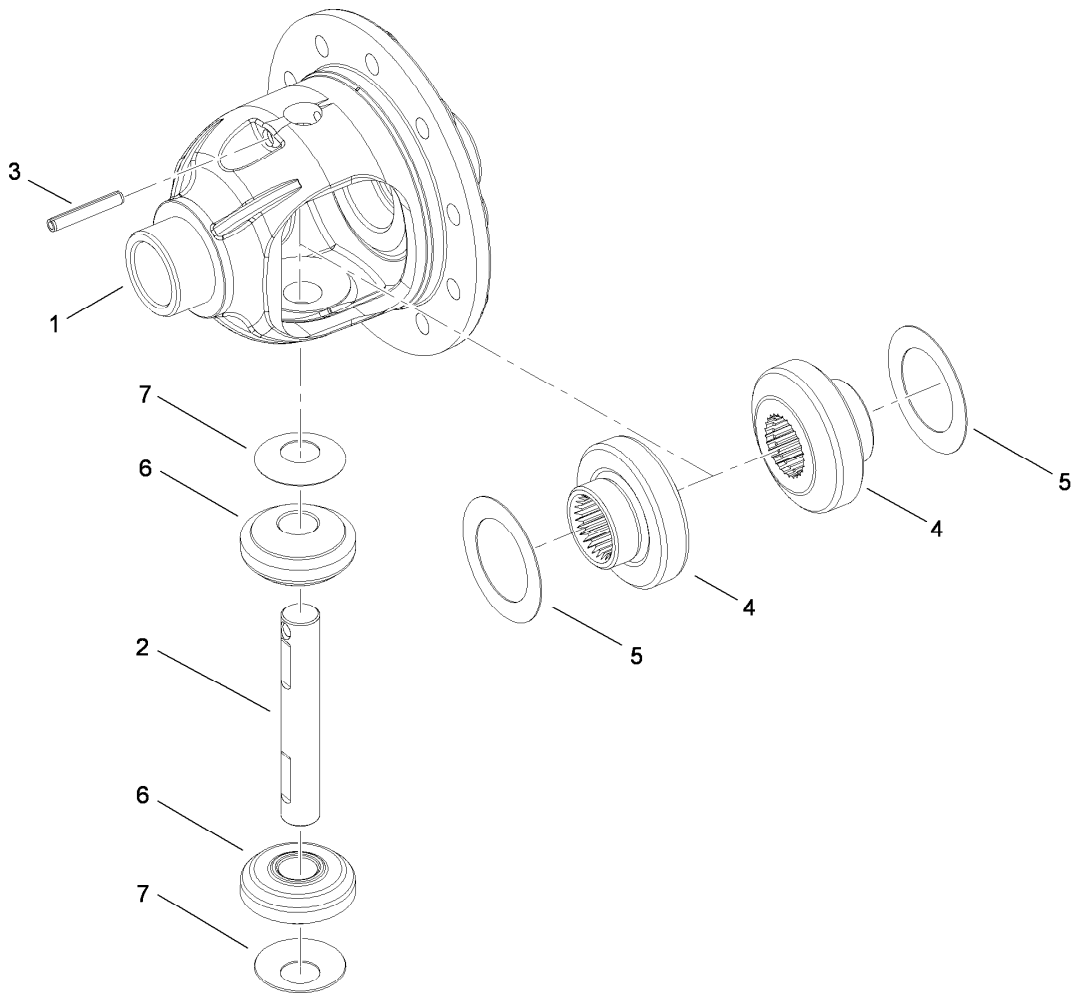
Ref.	Part Number	Qty.	Description
1	110-4136	1	Differential Case ASM
2	92-1676	1	Gear And Pinion ASM
3	21-7770	5	Screw-Gear, Drive
4	86-9610	1	Upper Housing Sub ASM
4:2	92-1773	4	Screw-HHF
5	21-7830	1	Cover-Gear
6	72-3570	1	Shim-Bearing, Front (.094)
6	72-3571	1	Shim-Bearing, Front (.096)
6	72-3572	1	Shim-Bearing, Front (.098)
6	72-3573	1	Shim-Bearing, Front (.100)
6	72-3574	1	Shim-Bearing, Front (.102)
6	72-3575	1	Shim-Bearing, Front (.104)
6	72-3576	1	Shim-Bearing, Front (.106)
6	72-3577	1	Shim-Bearing, Front (.108)
6	72-3578	1	Shim-Bearing, Front (.110)
6	72-3580	1	Shim-Bearing, Front (.112)
6	72-3581	1	Shim-Bearing, Front (.114)
6	72-3582	1	Shim-Bearing, Front (.116)
6	72-3583	1	Shim-Bearing, Front (.118)
6	72-3584	1	Shim-Bearing, Front (.120)
6	72-3585	1	Shim-Bearing, Front (.125)
6	72-3586	1	Shim-Bearing, Front (.127)
6	72-3587	1	Shim-Bearing, Front (.129)
6	72-3588	1	Shim-Bearing, Front (.131)
6	72-3590	1	Shim-Bearing, Front (.133)
6	72-3591	1	Shim-Bearing, Front (.135)
6	72-3592	1	Shim-Bearing, Front (.137)

Ref.	Part Number	Qty.	Description
6	72-3593	1	Shim-Bearing, Front (.139)
6	72-3594	1	Shim-Bearing, Front (.141)
6	72-3595	1	Shim-Bearing, Front (.143)
6	72-3596	1	Shim-Bearing, Front (.145)
6	72-3597	1	Shim-Bearing, Front (.147)
6	72-3598	1	Shim-Bearing, Front (.149)
6	72-3600	1	Shim-Bearing, Front (.151)
7	71-4330	1	Seal
8	68-7010	1	Flange
9	71-4340	1	Washer
10	71-4350	1	Nut
11	254-91	1	Cone-Bearing
12	254-90	1	Bearing-Cup
13	21-8020	1	Spacer-Bearing
14	3210-7	8	Screw-HH
15	43-6710	1	Shim-Pinion (.003)
15	43-6711	1	Shim-Pinion (.005)
15	43-6712	1	Shim-Pinion (.010)
15	43-6713	1	Shim-Pinion (.030)
16	43-6750	1	Bearing-Taper, Cup
17	43-6760	1	Bearing-Roller, Cone Taper
18	254-66	2	Cup-Bearing, Roller
19	254-65	2	Bearing-Roller, Cone
20	21-8090	1	Shim-Bearing, Differential (.003)
20	21-8100	1	Shim-Bearing, Differential (.005)



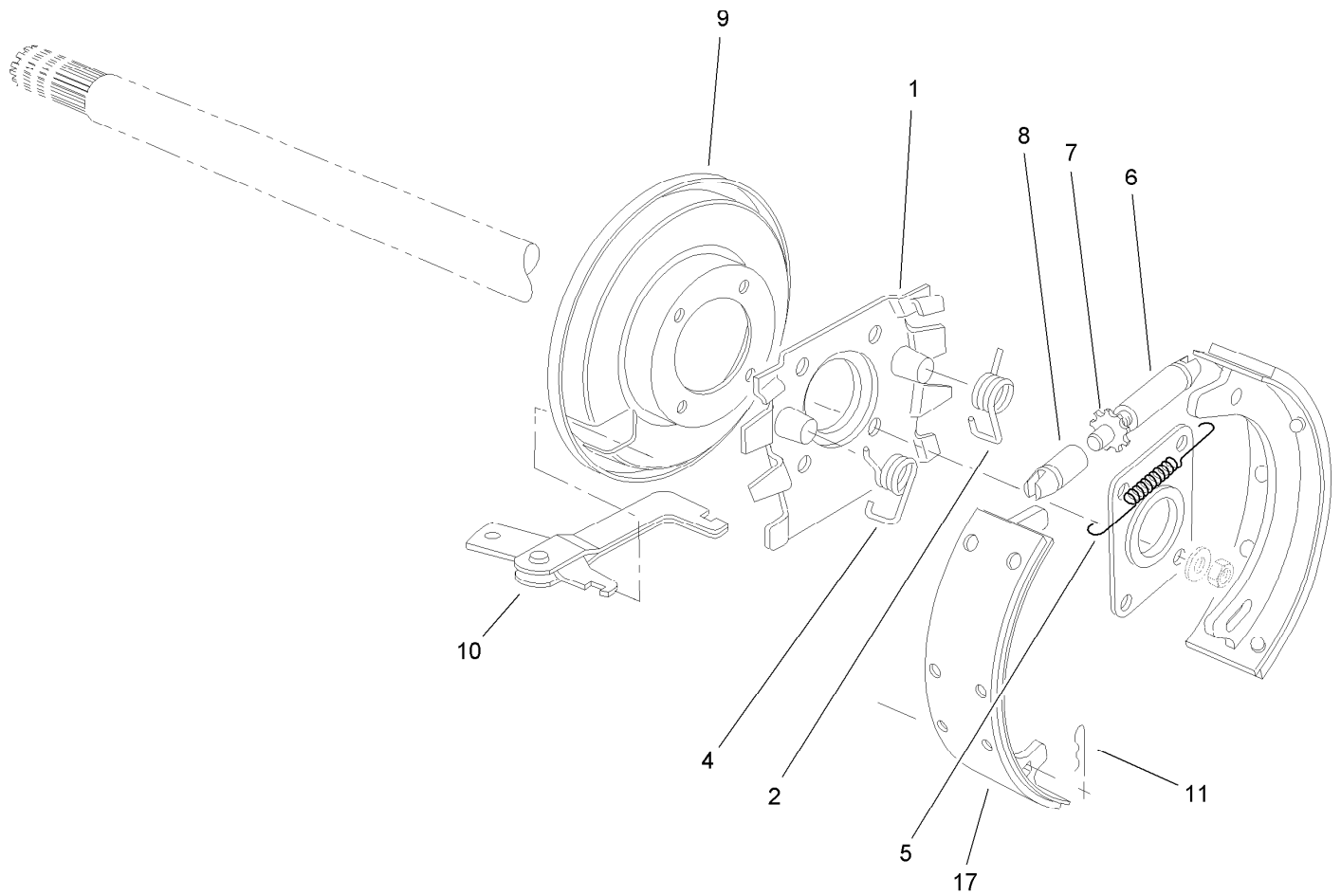
Front Axle Assembly No. 86-9630-03 (continued)

Ref.	Part Number	Qty.	Description	Ref.	Part Number	Qty.	Description
20	21-8110	1	Shim-Bearing, Differential (.010)	30	3219-2	8	Nut-Hex
20	21-8120	1	Shim-Bearing, Differential (.030)	31	3255-8	8	Washer-Lock
21	32121-15	1	Pin-Roll	32	94-6935	8	Locknut
22	28-0670	2	Seal-Grease	33	94-6936	8	Washer-Hardened
23	84-8580	1	LH Brake ASM	34	94-6934	8	Screw-HH
24	84-8570	1	RH Brake ASM	35	28-0680	2	Drum-Brake
25	21-8180	2	Bearing ASM	36	28-0650	2	Shaft-Axle, Flanged
26	99-6969	2	Seal-Oil, Wheel End	37	242-34	10	Stud-Drive
27	24-8840	2	Ring-Retaining, Wheel Bearing	38	21-8270	2	Pin-Dowel
28	43-6840	1	Housing-Lower	39	86-7230	1	Gear-Input, Transmission
29	72-9420	1	Vent	40	32144-112	8	Screw-HWH
				41	21-8360	2	Clip-Retaining
				42	92-4902	1	Differential Carrier ASM



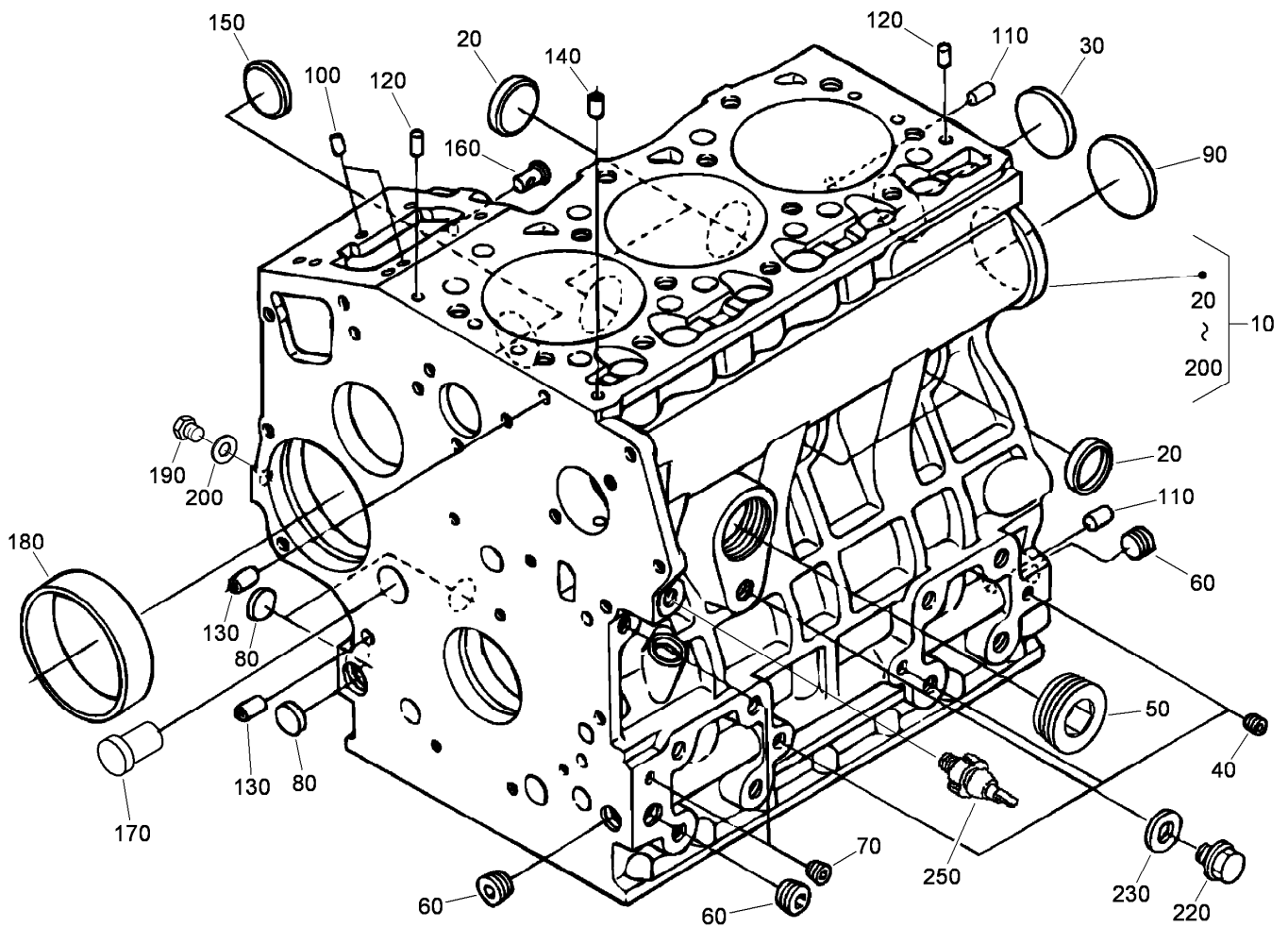
Differential Case Assembly No. 110-4136

<i>Ref.</i>	<i>Part Number</i>	<i>Qty.</i>	<i>Description</i>
1	21-7670	1	Case-Differential
2	21-7700	1	Shaft-Mate, Pinion
3	42150	1	Pin-Lock, Pinion
4	110-3078	2	Gear-Differential
5	110-3077	2	Washer-Thrust
6	110-3079	2	Pinion-Differential
7	21-7730	2	Washer-Thrust, Pinion



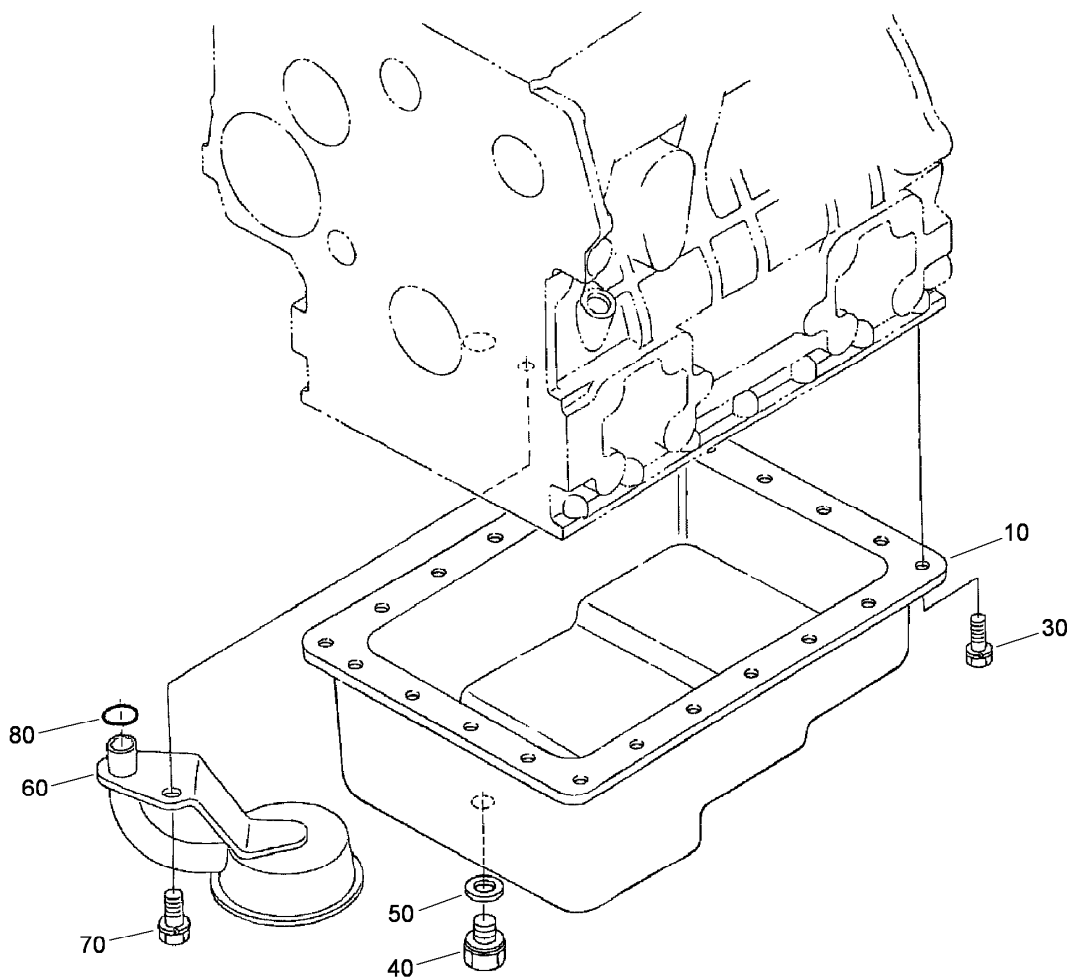
Front Axle Brake Assembly

<i>Ref.</i>	<i>Part Number</i>	<i>Qty.</i>	<i>Description</i>
1	43-6810	1	Spider-Torque
2	21-9420	1	Spring-Return, LH
4	21-9430	1	Spring-Return, RH
5	21-9440	1	Spring-Screw, Adjusting
6	21-9380	1	Nut-Pivot
7	21-9370	1	Screw-Adjusting
8	21-9390	1	Socket-Screw, Adjusting
9	21-9450	1	Shield-Dust
10	24-9180	1	Strut And Lever ASM
11	21-9460	2	Retainer-Lever, Brake
17	84-8600	1	Set-Shoes, Lined



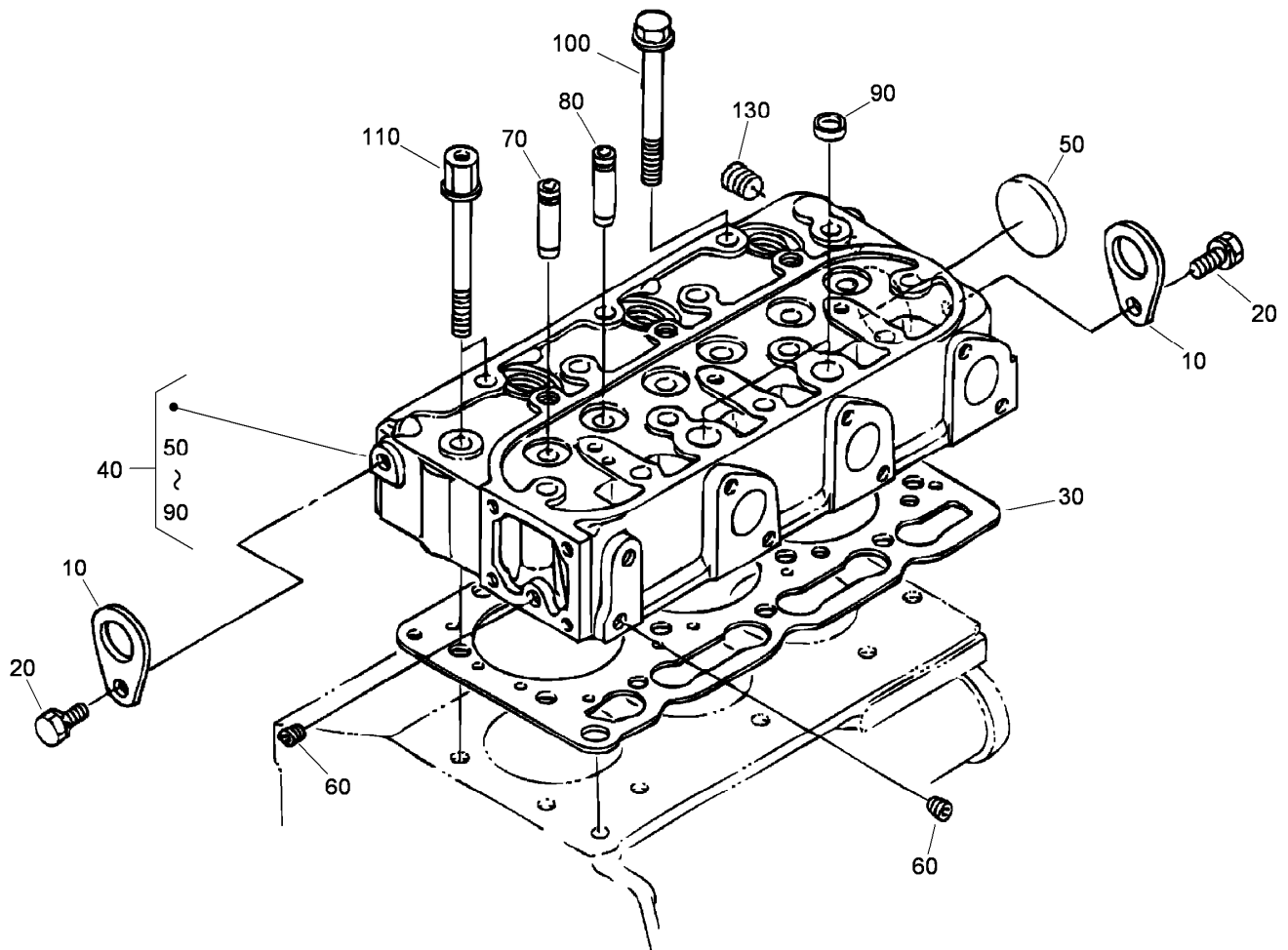
Crankcase Assembly

<i>Ref.</i>	<i>Part Number</i>	<i>Qty.</i>	<i>Description</i>
10	108-6571	1	Crankcase ASM
20	98-9398	4	Cap-Sealing
30	98-7539	1	Cap-Sealing
40	98-9687	3	Plug
50	105-3779	1	Plug
60	98-9597	3	Plug
70	98-7487	2	Plug
80	98-9379	3	Plug-Expansion
90	98-9668	1	Plug-Expansion
100	98-9375	2	Pin-Straight
110	98-9377	2	Pin-Straight
120	98-7504	2	Pin-Straight
130	98-9387	2	Pin-Pipe
140	98-9539	1	Pin-Pipe
150	98-9599	1	Plug
160	98-9630	1	Pin-Spring, Start
170	98-9675	1	Plug
180	98-9656	1	Bushing-Governor, Gear
190	98-7507	1	Plug
200	98-7428	1	Gasket
220	99-3447	1	Plug
230	106-7056	1	Gasket
250	98-9416	1	Switch-Oil



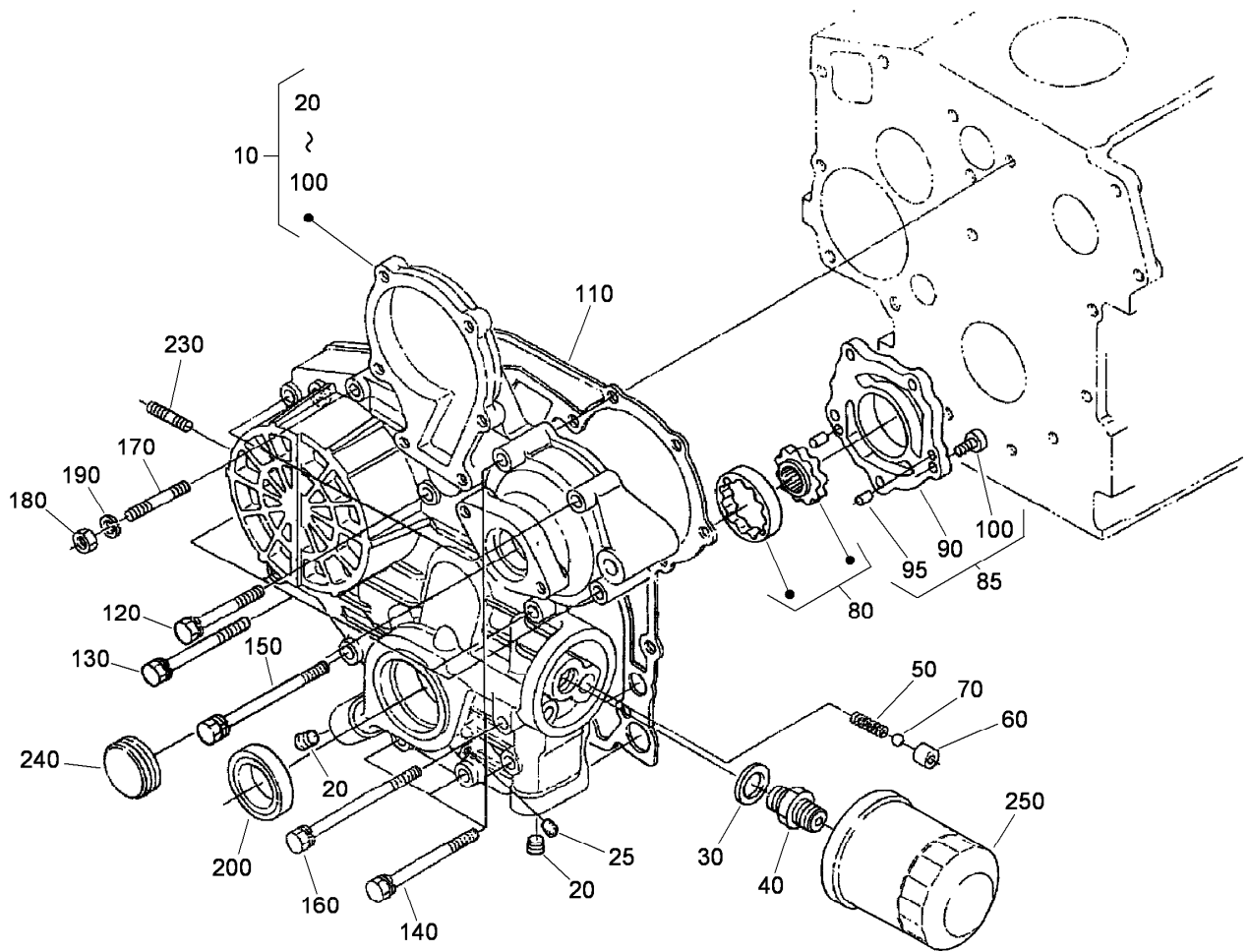
Oil Pan Assembly

<i>Ref.</i>	<i>Part Number</i>	<i>Qty.</i>	<i>Description</i>
10	104-3495	1	Pan-Oil
30	107-9065	22	Bolt
40	114-8151	1	Plug-Drain
50	98-7524	1	Gasket
60	104-3496	1	Filter-Pickup, Oil
70	98-7526	1	Bolt
80	105-3776	1	O-Ring



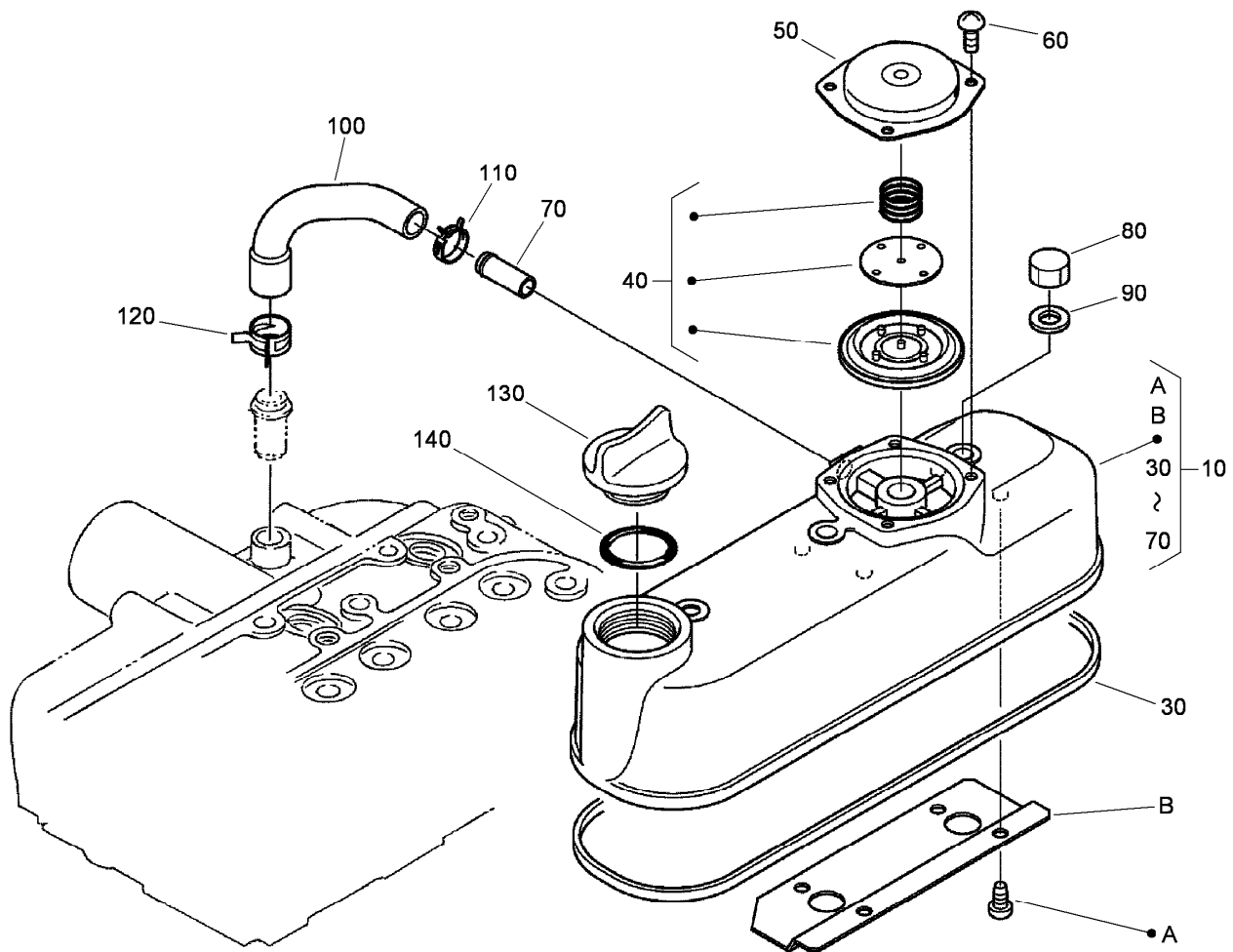
Cylinder Head Assembly

<i>Ref.</i>	<i>Part Number</i>	<i>Qty.</i>	<i>Description</i>
10	98-7531	2	Hook-Engine
20	100-9195	2	Bolt
30	108-6573	1	Gasket-Head, Cylinder
40	108-6574	1	*obs* Cylinder Head ASM
50	105-3705	1	Cap-Sealing
60	98-9687	2	Plug
70	107-9066	3	Guide-Valve, Inlet
80	107-9067	3	Guide-Valve, Exhaust
90	98-9389	2	Cap-Sealing
100	98-9479	1	Bolt-Head, Cylinder
110	98-9647	2	Bolt-Head, Cylinder
130	98-9444	1	Plug



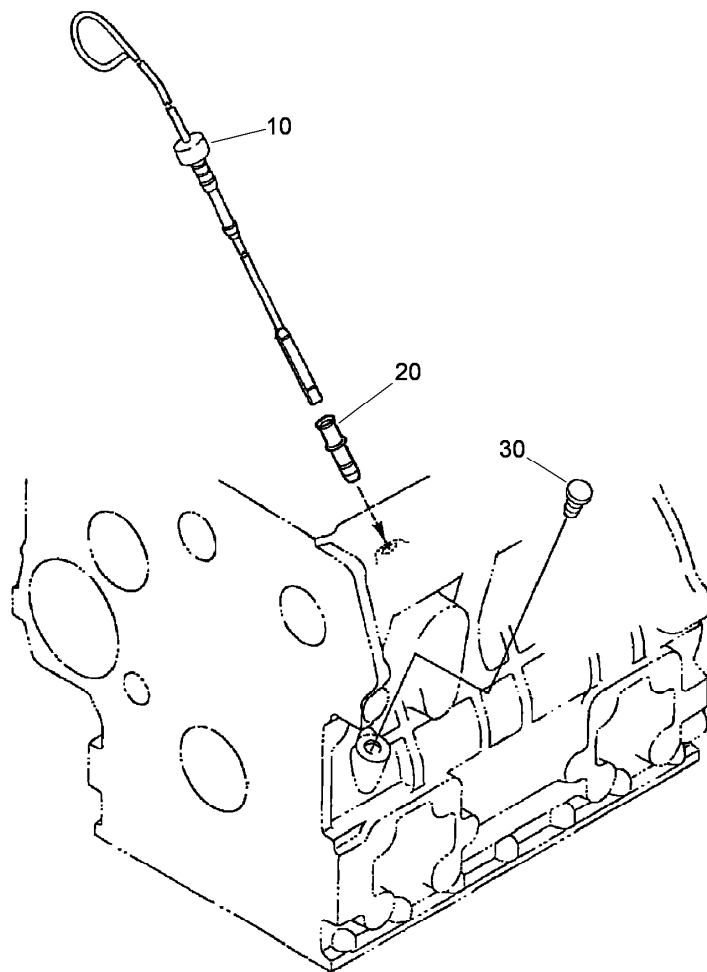
Gear Case Assembly

<i>Ref.</i>	<i>Part Number</i>	<i>Qty.</i>	<i>Description</i>	<i>Ref.</i>	<i>Part Number</i>	<i>Qty.</i>	<i>Description</i>
10	115-4105	1	Gear Case ASM	110	98-9633	1	Gasket-Case, Gear
20	98-9598	2	Plug	120	107-9073	3	Bolt
25	98-7487	1	Plug	130	105-3797	4	Bolt
30	98-7562	1	Washer-Plain	140	98-9356	4	Bolt
40	98-9388	1	Joint-Pipe	150	107-9074	1	Bolt
50	98-9544	1	Spring	160	98-9586	1	Bolt
60	98-9543	1	Seat-Valve	170	105-3709	1	Stud
70	98-9380	1	Ball	180	98-7572	1	Nut
80	98-9540	1	Oil Pump Rotor ASM	190	98-7699	1	Washer-Spring
85	115-4501	1	Pump Cover ASM	200	98-9482	1	Seal-Oil
90	107-9069	1	Cover-Pump, Oil	230	105-3710	2	Stud
95	107-9072	2	Pin-Straight	240	98-9641	1	Cover-Case, Gear
100	107-9071	5	Screw	250	108-3841	1	Filter-Oil



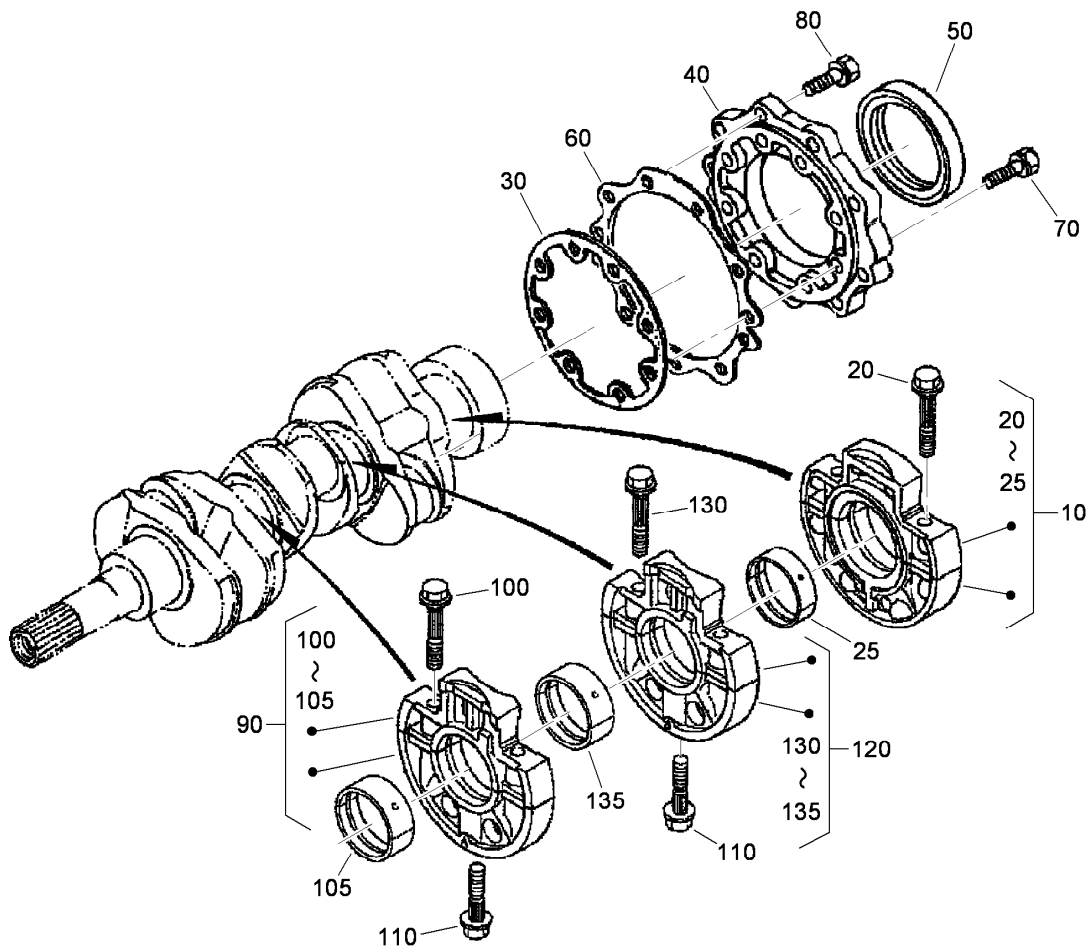
Cylinder Head Cover Assembly

<i>Ref.</i>	<i>Part Number</i>	<i>Qty.</i>	<i>Description</i>
10	108-6575	1	Cylinder Head Cover ASM
30	98-9615	1	Gasket-Cover, Head
40	108-2861	1	Breather Valve ASM
50	110-3714	1	Cover-Breather
60	98-9364	4	Screw (With Washer)
70	98-7766	1	Pipe-Return, Water
80	98-9455	3	Nut-Cap
90	98-9454	3	Gasket
100	108-2858	1	Tube-Breather
110	108-2859	1	Clamp-Hose
120	108-2860	1	Clamp-Hose
130	107-9075	1	Plug-Filler, Oil
140	99-3446	1	O-Ring



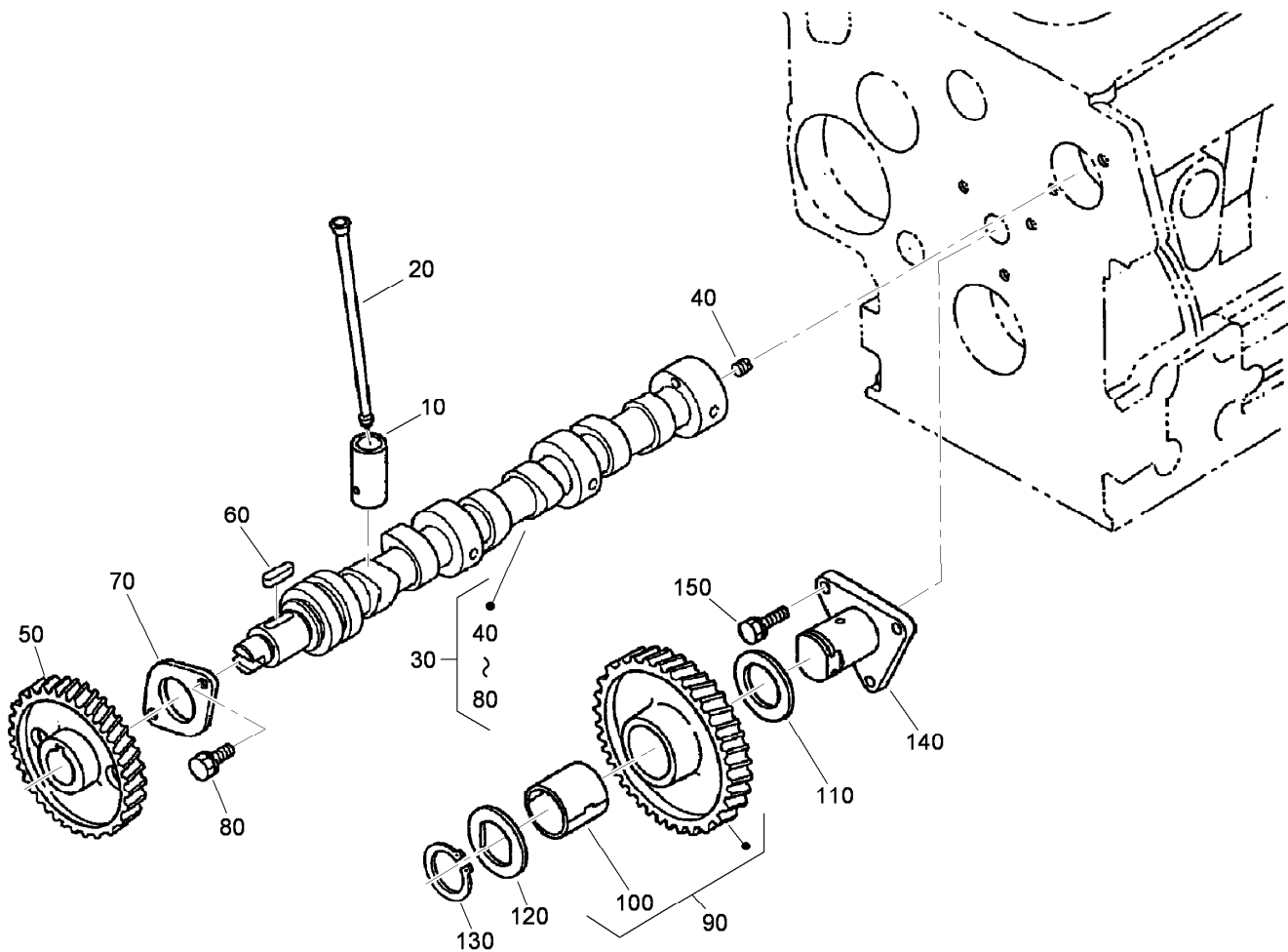
Dipstick and Guide Assembly

<i>Ref.</i>	<i>Part Number</i>	<i>Qty.</i>	<i>Description</i>
10	107-9076	1	Gauge-Oil
20	105-4580	1	Guide-Gauge, Oil
30	110-3720	1	Plug-Gauge, Oil



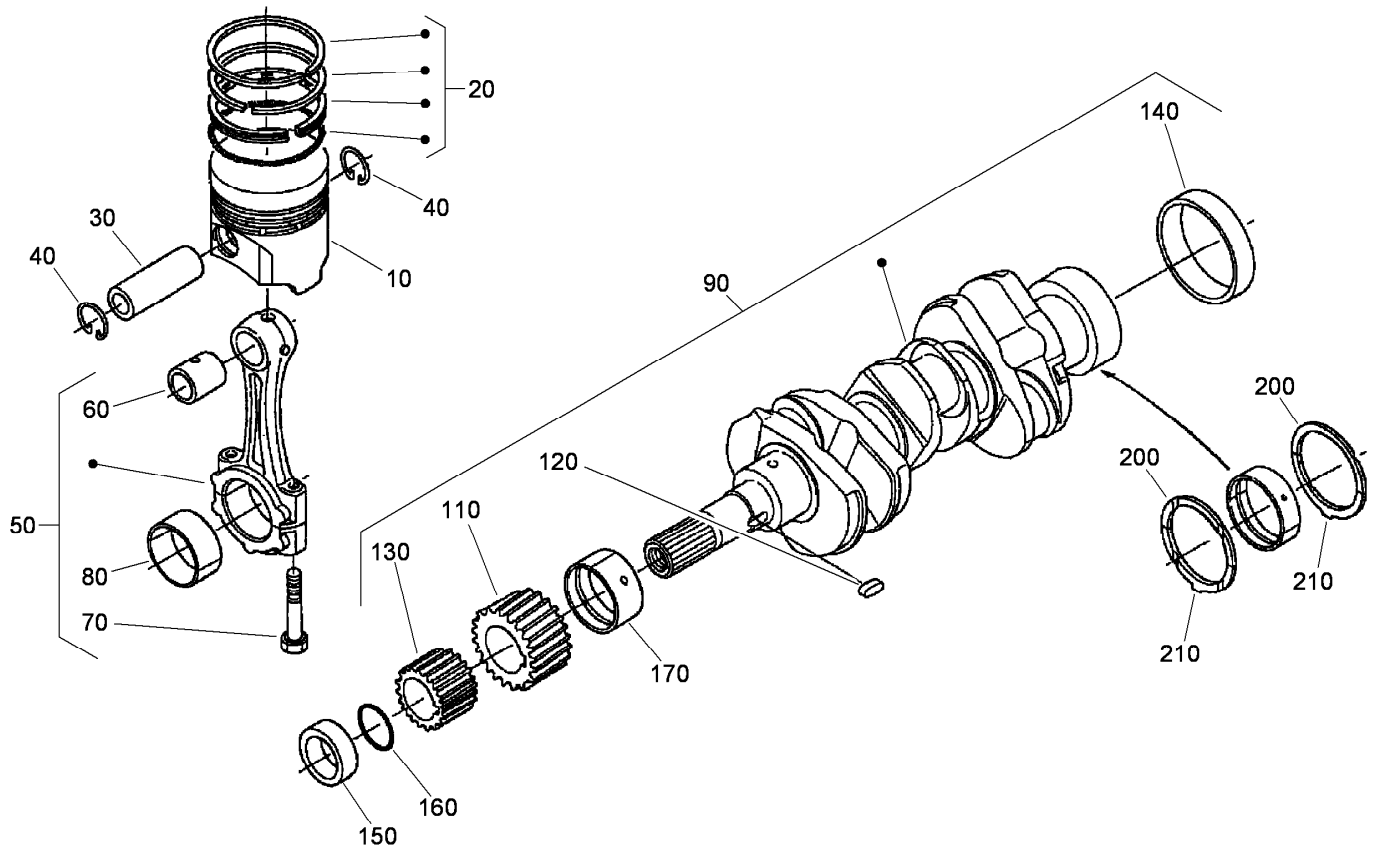
Main Bearing Case Assembly

<i>Ref.</i>	<i>Part Number</i>	<i>Qty.</i>	<i>Description</i>
10	112-7026	1	Wheel Bearing Case ASM
20	98-9484	6	Bolt-Case, Bearing
25	112-7006	1	Bearing-Main (STD)
25	112-7007	1	Metal-Crankshaft (.2Mm)
25	112-7008	1	Metal-Crankshaft (.4Mm)
30	98-9634	1	Gasket-Case, Bearing
40	98-9487	1	Cover-Case, Bearing
50	112-0180	1	Seal-Oil
60	98-9635	1	Gasket-Cover, Bearing Case
70	98-9352	8	Bolt
80	98-7568	9	Bolt
90	115-4106	1	Main Bearing Case ASM
100	98-9484	2	Bolt-Case, Bearing
105	98-9524	1	Metal-Crankshaft (STD Set)
105	98-9530	1	Bearing-Main (0.2Mm)
105	98-9531	1	Bearing-Main (0.4Mm)
110	98-9485	2	Bolt-Case, Bearing
120	115-4107	1	Main Bearing Case ASM
130	98-9484	2	Bolt-Case, Bearing
135	98-9524	1	Metal-Crankshaft (STD Set)
135	98-9530	1	Bearing-Main (0.2Mm)
135	98-9531	1	Bearing-Main (0.4Mm)



Cam Shaft and Idle Gear Assembly

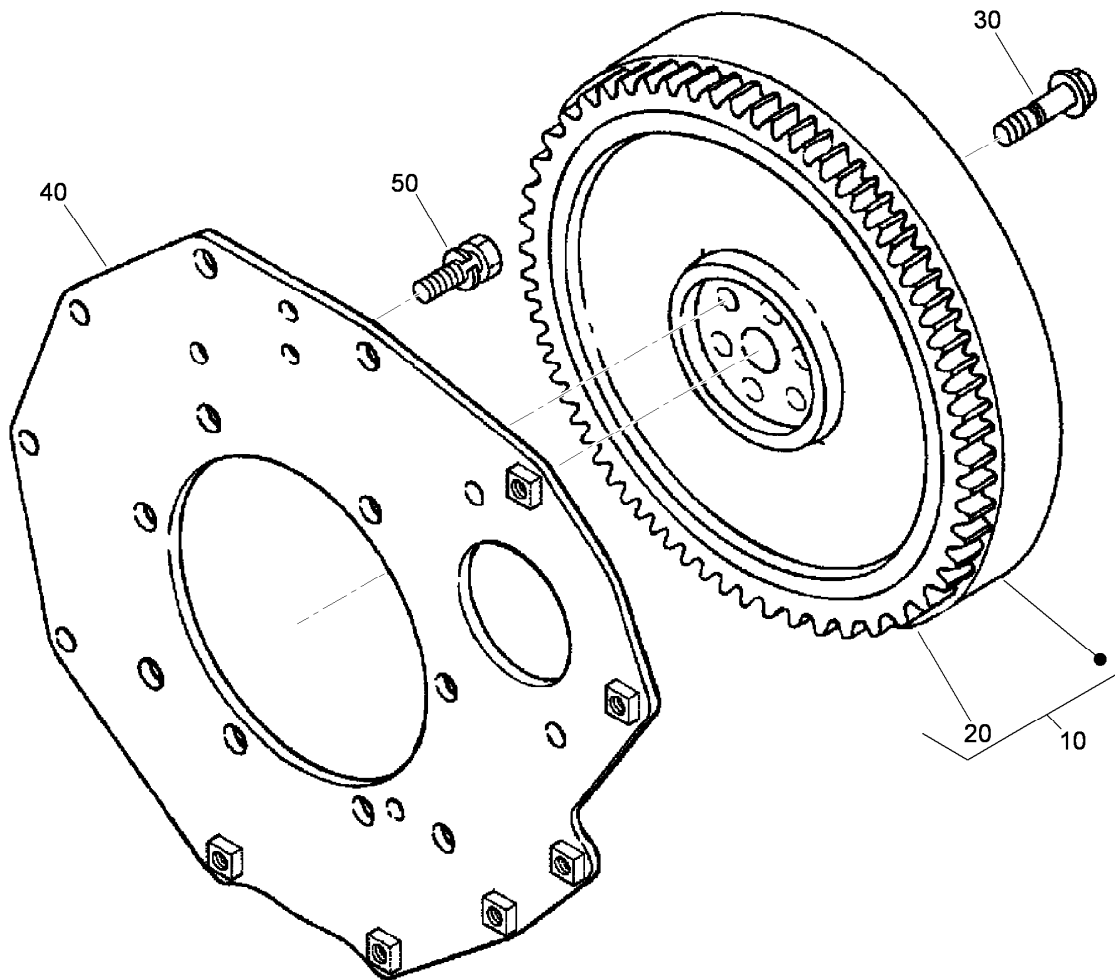
<i>Ref.</i>	<i>Part Number</i>	<i>Qty.</i>	<i>Description</i>
10	112-0185	6	Tappet
20	98-9509	6	Rod-Push
30	108-6576	1	Camshaft ASM
40	98-7449	1	Screw-Set
50	98-9512	1	Gear-Cam
60	98-9378	1	Key-Feather
70	98-9510	1	Stopper-Camshaft
80	98-9351	2	Bolt
90	98-9649	1	Idle Gear ASM
100	98-9650	1	Bushing-Gear, Idle
110	98-9535	1	Collar-Gear, Idle
120	98-9536	1	Collar-Gear, Idle
130	98-9534	1	Circlip-Gear, Idle
140	98-9533	1	Shaft-Gear, Idle
150	98-7692	3	Bolt



Piston and Crankshaft Assembly

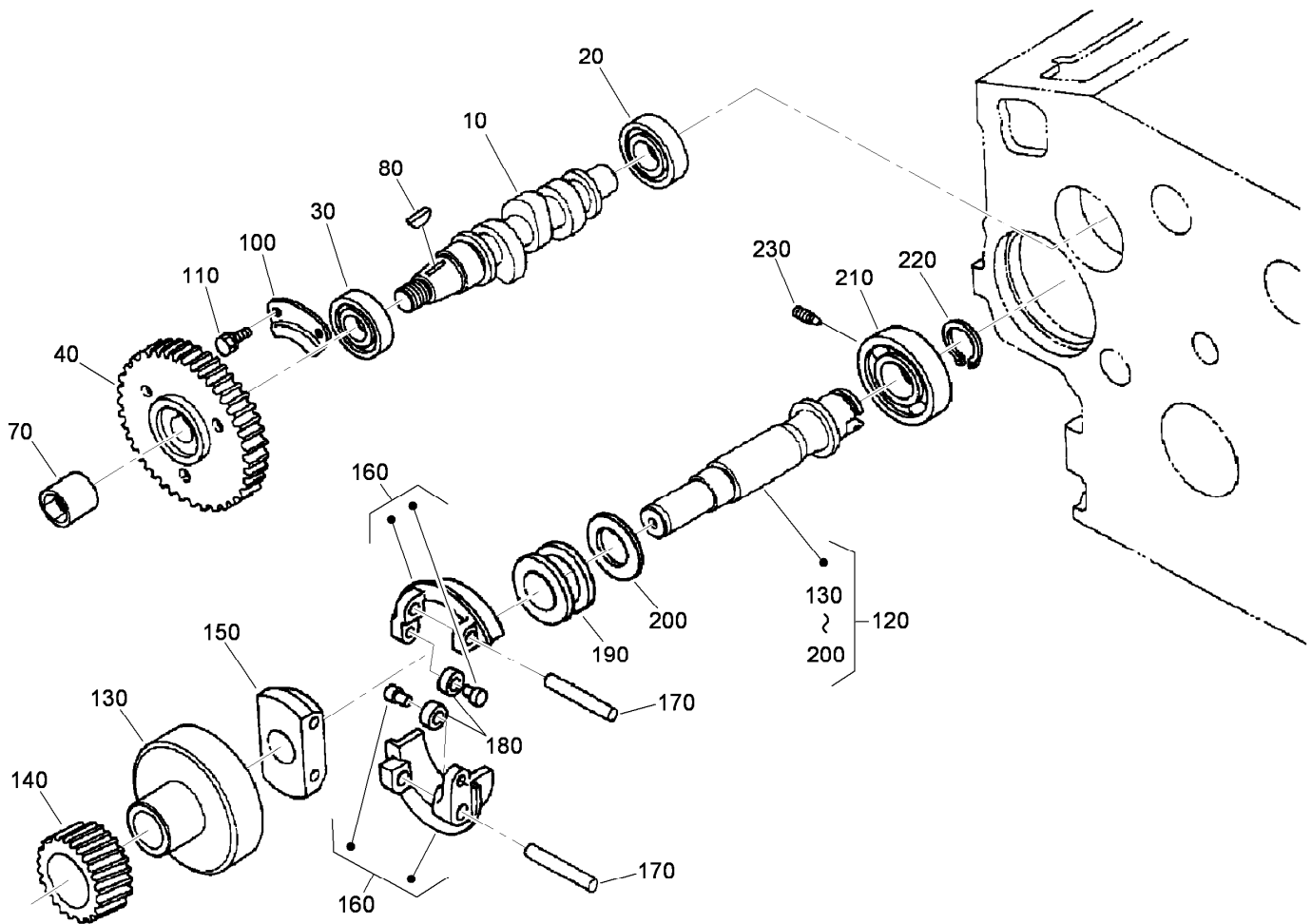
<i>Ref.</i>	<i>Part Number</i>	<i>Qty.</i>	<i>Description</i>
10	112-8415	3	Piston ASM
10	112-8404	3	Piston (STD)
20	98-9619	3	Piston Ring ASM (0.5Mm)
20	98-9618	3	Piston Ring ASM (STD)
30	98-9513	3	Pin-Piston
40	98-9514	6	Circlip-Pin, Piston
50	115-3013	3	Connecting Rod ASM
60	115-3014	3	Bushing-Pin, Piston
70	98-9517	6	Bolt-Rod, Connecting
80	98-9520	3	Bearing-Rod (0.4Mm)
80	98-9519	3	Bearing-Rod (0.2Mm)
80	98-9518	3	Metal-Crankpin (STD)
90	98-9642	1	Crankshaft ASM
110	98-9532	1	Gear-Crankshaft

<i>Ref.</i>	<i>Part Number</i>	<i>Qty.</i>	<i>Description</i>
120	98-9666	1	Key
130	98-9542	1	Gear-Drive, Oil Pump
140	98-9522	1	Sleeve-Crankshaft
150	98-9521	1	Collar-Crankshaft
160	105-3783	1	O-Ring
170	98-9523	1	Metal Crankshaft (STD)
170	98-9528	1	Bearing-Main (0.2Mm)
170	98-9529	1	Bearing-Main (0.4Mm)
200	98-9413	2	Bearing-Thrust (STD)
200	98-9414	2	Bearing-Thrust (0.2Mm)
200	98-9415	2	Bearing-Thrust (0.4Mm)
210	98-9688	2	Bearing-Thrust (STD)
210	98-9689	2	Bearing-Thrust (0.2Mm)
210	98-9690	2	Bearing-Thrust (0.4Mm)



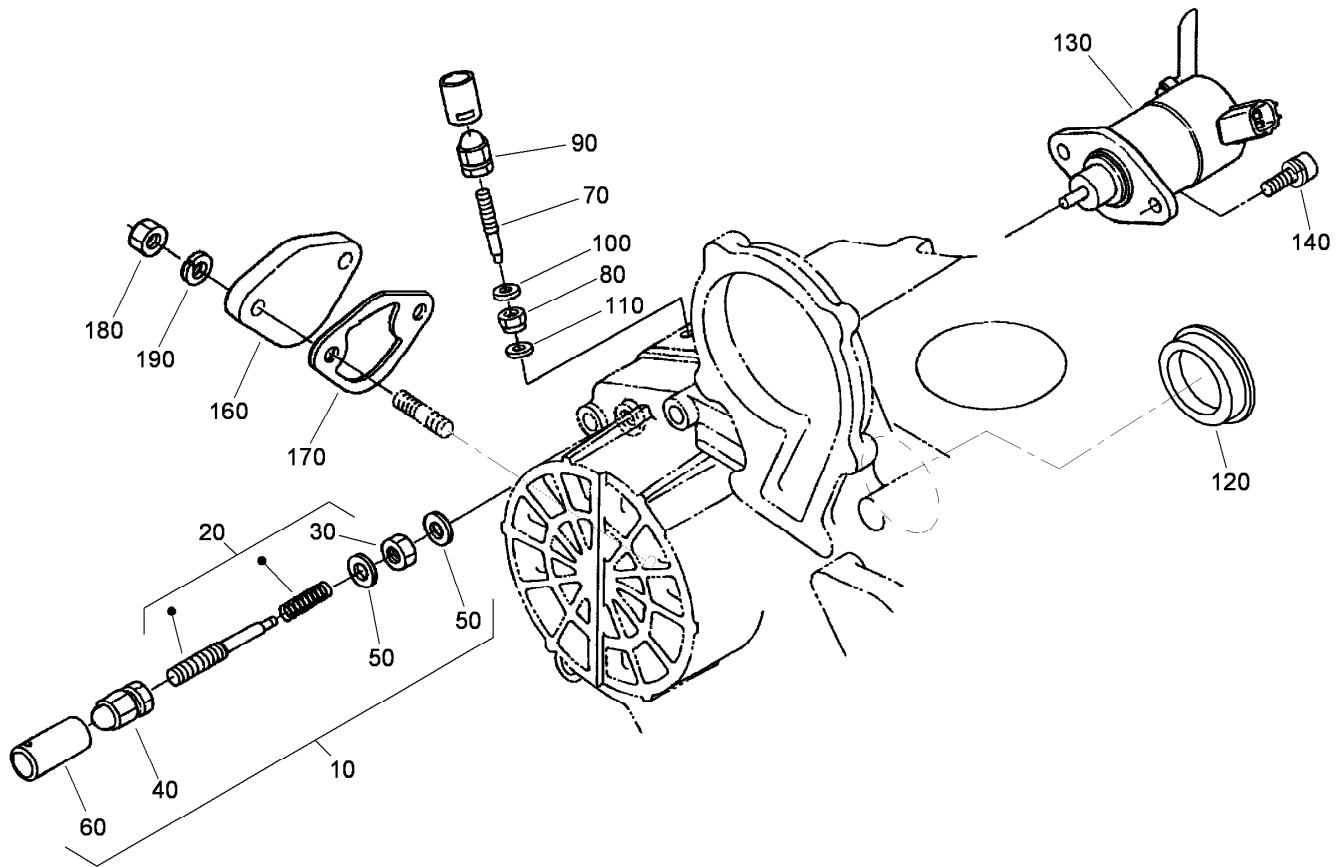
Flywheel Assembly

<i>Ref.</i>	<i>Part Number</i>	<i>Qty.</i>	<i>Description</i>
10	105-3784	1	Flywheel ASM
20	115-3015	1	Gear-Ring
30	98-9537	6	Bolt-Flywheel
40	98-9486	1	Plate-End, Rear
50	98-9392	8	Bolt



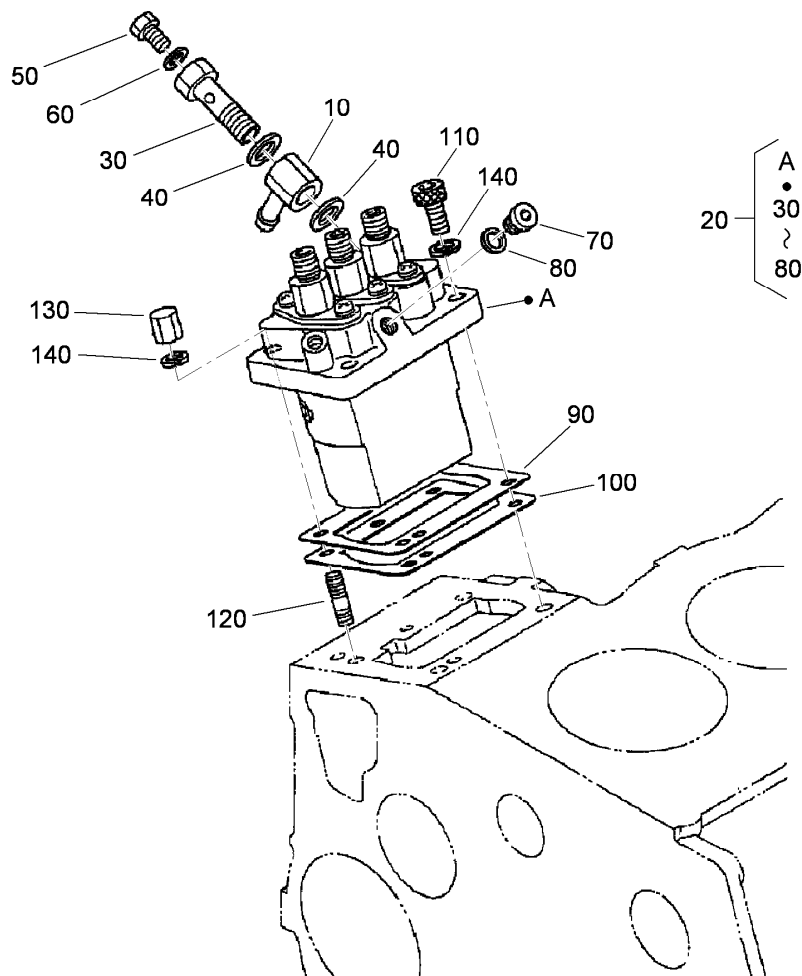
Fuel Camshaft and Governor Shaft Assembly

<i>Ref.</i>	<i>Part Number</i>	<i>Qty.</i>	<i>Description</i>
10	98-9459	1	Camshaft-Fuel
20	107-9077	1	Bearing-Ball
30	107-9078	1	Bearing-Ball
40	98-9669	1	Gear-Pump, Injection
70	98-9590	1	Nut-Cap
80	98-9595	1	Key-Woodruff
100	98-9511	1	Stopper-Fuel, Camshaft
110	98-9350	2	Bolt
120	98-9644	1	Governor Shaft ASM
130	98-9562	1	Holder-Gear, Governor
140	98-9673	1	Gear-Governor
150	98-9561	1	Holder-Weight, Governor
160	98-9559	2	Governor Weight ASM
170	98-9560	2	Shaft-Weight, Governor
180	98-9692	2	Roller
190	98-9563	1	Sleeve-Governor
200	98-9564	1	Washer-Thrust
210	107-9079	1	Bearing-Ball
220	98-9657	1	Circlip-Shaft, Governor
230	98-9565	1	Screw-Set



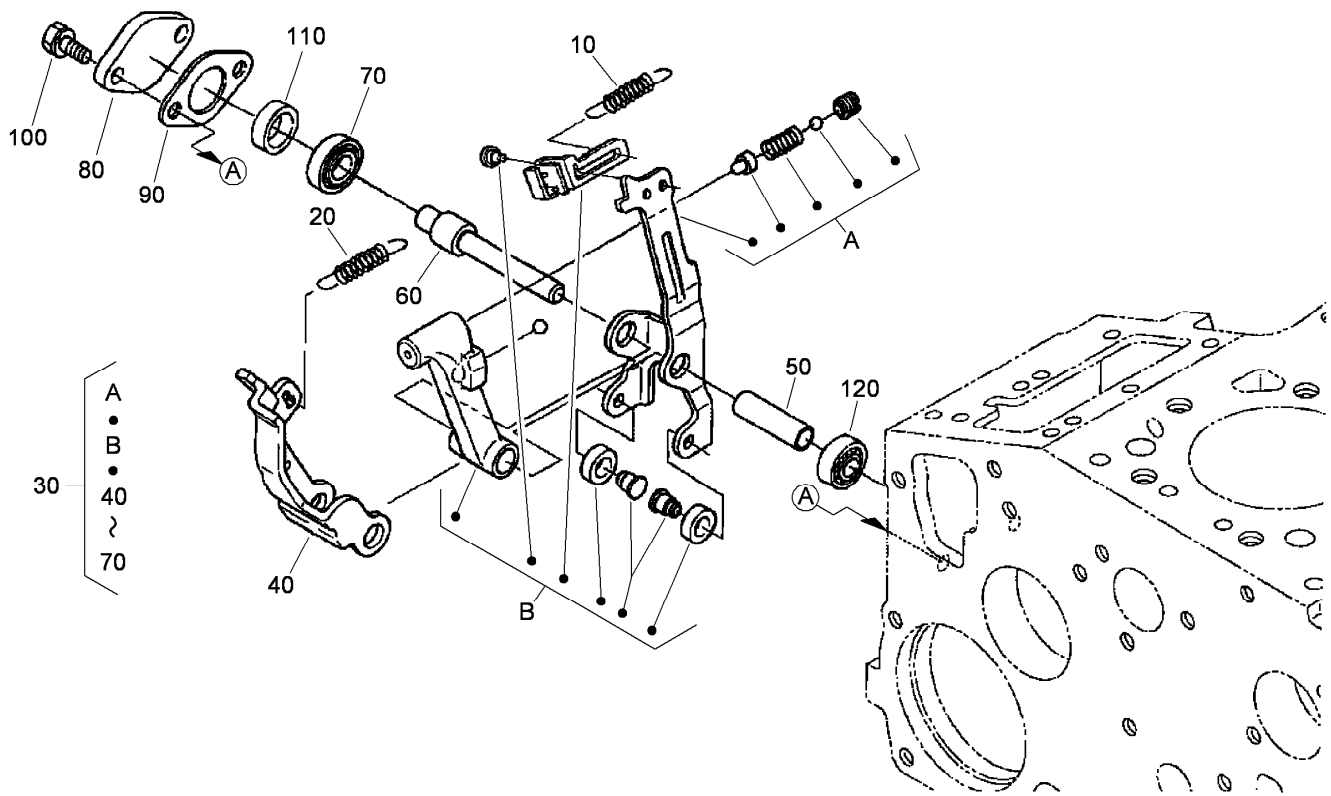
Idle Apparatus and Stop Solenoid Assembly

Ref.	Part Number	Qty.	Description
10	98-9678	1	Idle Apparatus ASM
20	112-7014	1	Adjusting Bolt ASM
30	98-9439	1	Nut
40	112-0181	1	Nut
50	98-7654	2	Gasket
60	98-7656	1	Cap
70	112-7015	1	Bolt-Adjusting
80	99-3512	1	Nut
90	112-0181	1	Nut
100	98-7654	1	Gasket
110	107-9081	1	Gasket
120	112-7016	1	Cover-Pump
130	104-5155	1	Solenoid-Stop
140	115-3039	2	Bolt-HSH
160	99-3514	1	Cover
170	98-9636	1	Gasket-Pump, Fuel
180	98-7572	2	Nut
190	98-7699	2	Washer-Spring



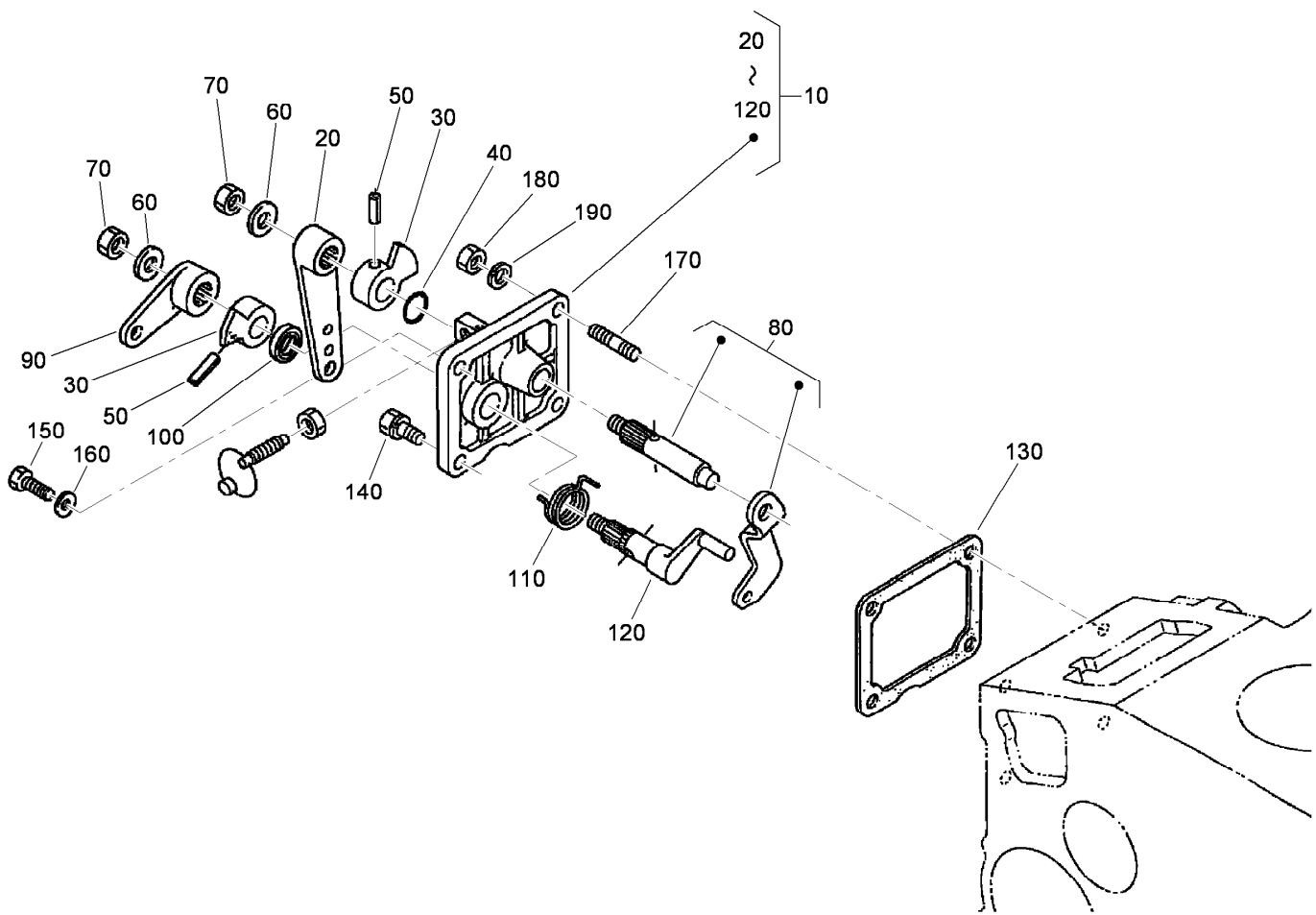
Injection Pump Assembly

<i>Ref.</i>	<i>Part Number</i>	<i>Qty.</i>	<i>Description</i>
10	98-9596	1	Joint-Eye
20	98-9643	1	Injection Pump ASM
30	98-9464	1	Bolt-Joint
40	98-9445	2	Gasket
50	98-9430	1	Screw
60	98-9446	1	Gasket
70	98-9466	1	Plug
80	98-9451	1	Gasket
90	98-9456	1	Shim-Injection (0.20Mm)
90	98-9457	1	Shim-Injection (0.25Mm)
90	115-3045	1	Shim-Injection (0.175Mm)
100	98-9458	1	Shim-Injection (0.30Mm)
100	115-3046	1	Shim-Injection (0.35Mm)
110	98-9361	2	Bolt-HSH
120	98-9438	2	Stud
130	98-9440	2	Nut-Cap
140	98-7699	4	Washer-Spring



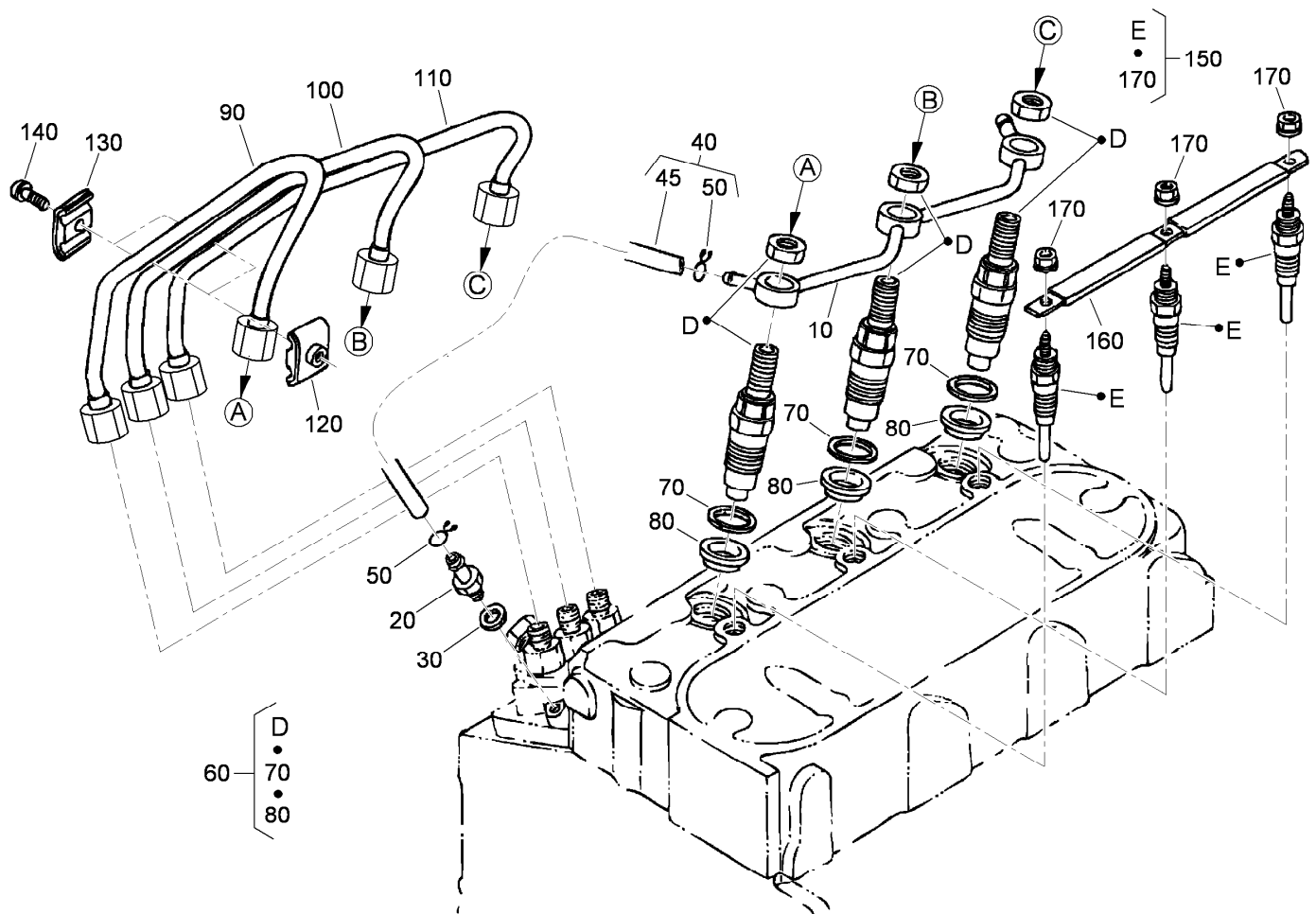
Governor Assembly

<i>Ref.</i>	<i>Part Number</i>	<i>Qty.</i>	<i>Description</i>
10	105-3786	1	Spring-Start
20	98-9681	1	Spring-Governor
30	115-4502	1	Fork Lever ASM
40	107-9084	1	Lever-Fork
50	107-9085	1	Shaft-Lever, Fork
60	107-9086	1	Shaft-Lever, Fork
70	98-9570	1	Bearing-Miniaturize
80	98-9569	1	Cover-Shaft, Fork Lever
90	98-9682	1	Gasket
100	98-9351	2	Bolt
110	98-9567	1	Collar
120	98-9571	1	Bearing-Miniaturize



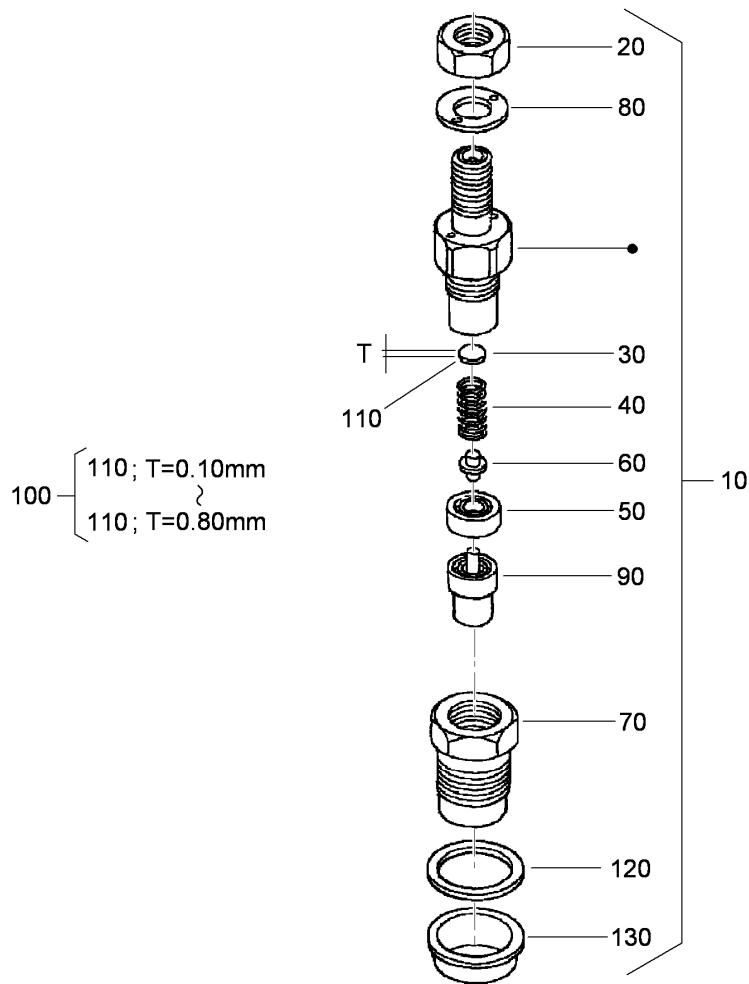
Speed Control Plate Assembly

<i>Ref.</i>	<i>Part Number</i>	<i>Qty.</i>	<i>Description</i>
10	105-3735	1	Control Plate ASM
20	98-9662	1	Lever-Control, Speed
30	98-9572	2	Lever-Control, Speed
40	105-3788	1	O-Ring
50	98-7602	2	Pin-Spring
60	98-9594	2	Washer-Plain
70	98-9589	2	Nut
80	98-9658	1	Governor Lever ASM
90	98-9663	1	Lever-Stop, Engine
100	98-7601	1	Seal-Oil
110	98-9472	1	Spring-Return
120	98-9664	1	Shaft-Lever, Stop
130	98-9637	1	Gasket
140	98-7692	1	Bolt
150	99-8348	1	Bolt
160	98-7654	2	Gasket
170	105-3710	2	Stud
180	98-7572	2	Nut
190	98-7699	2	Washer-Spring



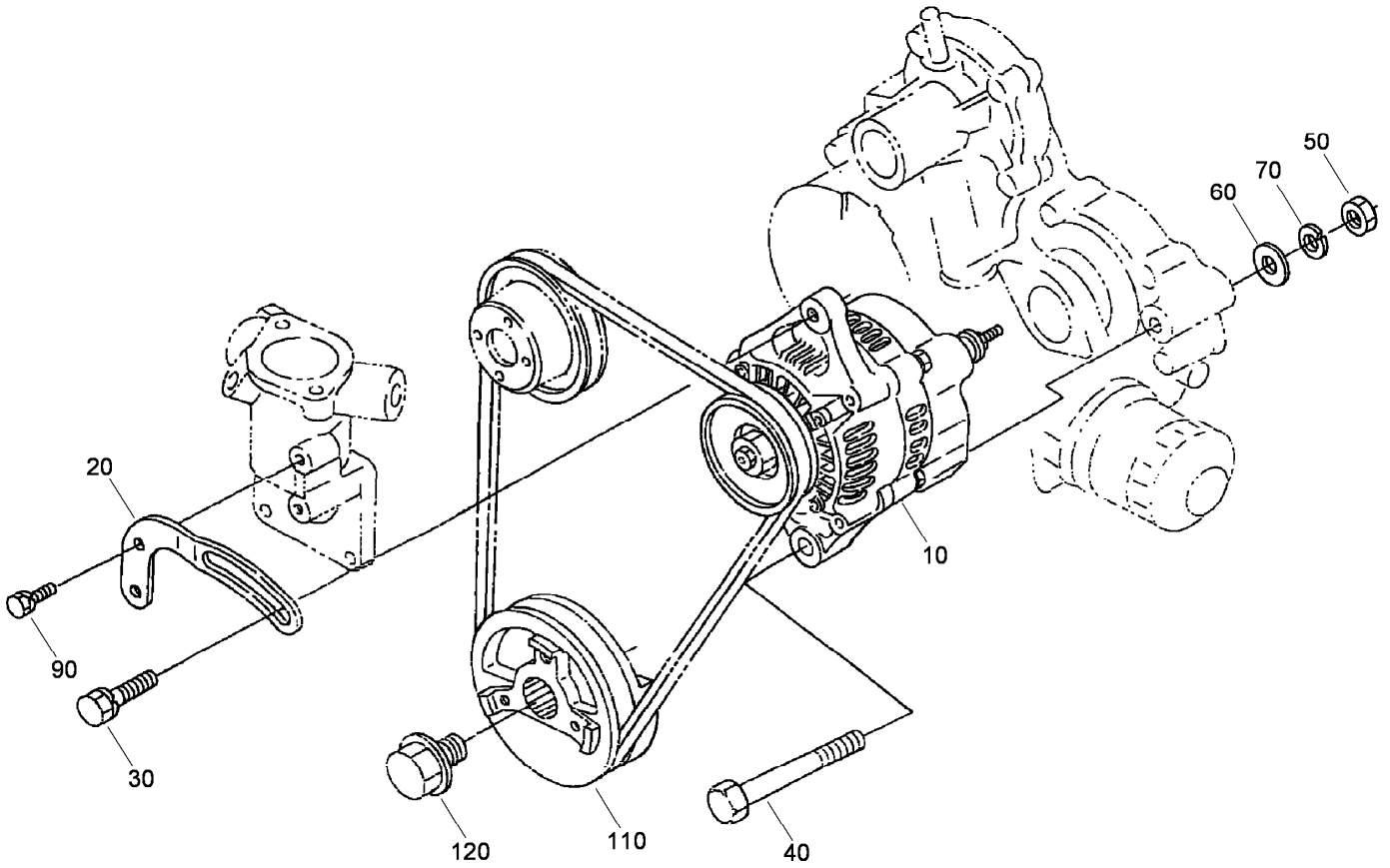
Nozzle Holder and Glow Plug Assembly

Ref.	Part Number	Qty.	Description
10	98-9620	1	Overflow Pipe ASM
20	98-9431	1	Screw-Bleeder, Air
30	98-7654	1	Gasket
40	98-9420	1	Overflow Pipe ASM
45	112-0182	1	Pipe-Overflow
50	98-7671	2	Clip-Pipe
60	108-2866	3	Nozzle Holder Kit
70	98-7676	3	Gasket
80	98-7677	3	Seal-Heat
90	98-9653	1	Pipe-Injection
100	98-9654	1	Pipe-Injection
110	98-9655	1	Pipe-Injection
120	98-7682	2	Clamp-Pipe
130	98-7683	2	Clamp-Pipe
140	98-7684	2	Screw (W/Washer)
150	115-3019	3	Plug-Glow
160	98-9631	1	Cord-Plug, Glow
170	99-8377	3	Nut-Flange



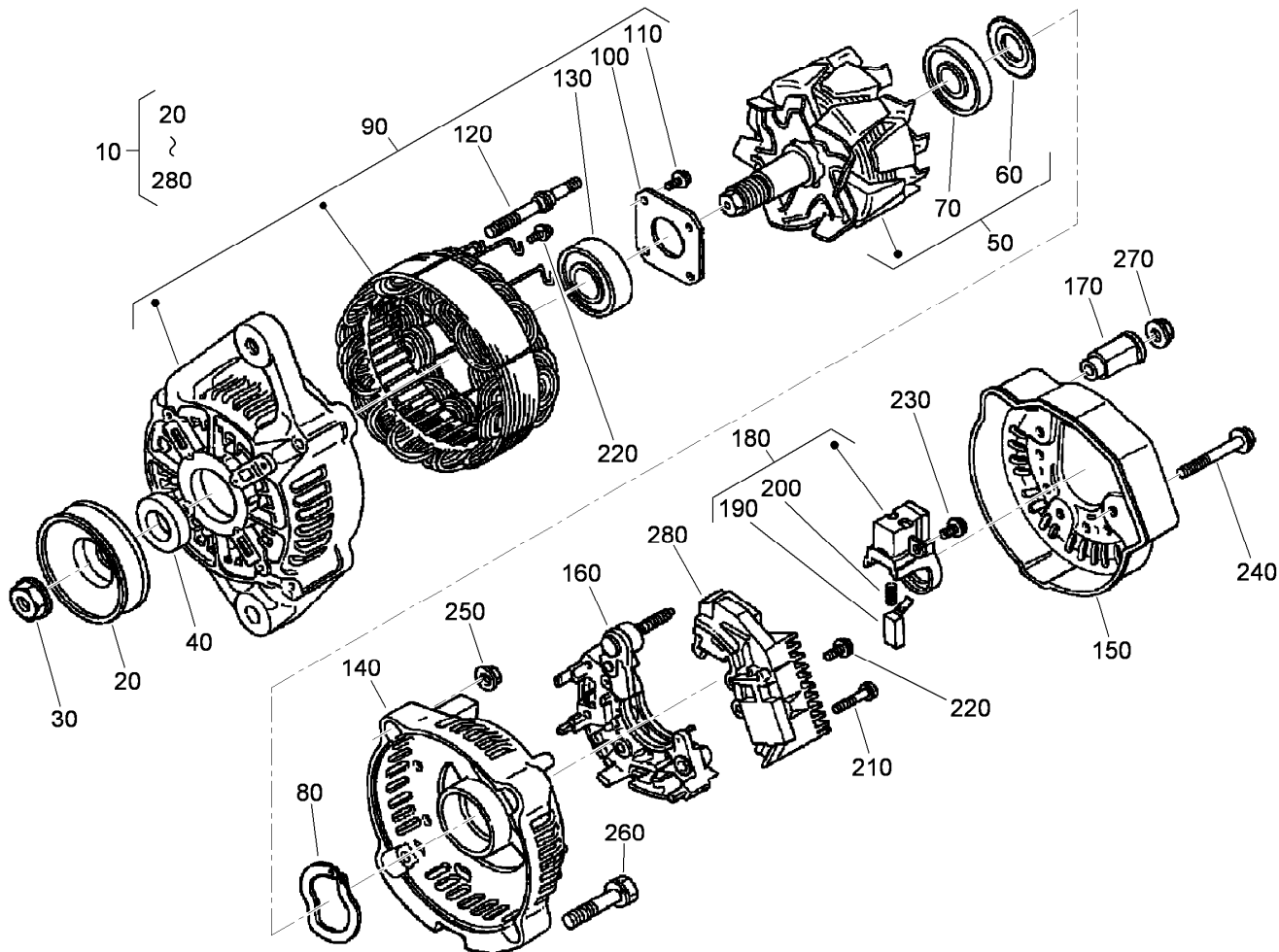
Nozzle Holder Assembly

Ref.	Part Number	Qty.	Description
10	108-2866	3	Nozzle Holder Kit
20	99-8301	3	Nut
30	99-8302	3	Washer-Adjusting
40	99-8303	3	Spring-Nozzle
50	99-8304	3	Spacer-Distance
60	99-8305	3	Rod-Push
70	99-8306	3	Nut-Nozzle
80	99-8307	3	Washer-Plain
90	107-7826	3	Piece-Nozzle
100	99-8309	3	Adjusting Washer ASM
110	99-8310	3	Washer-Adjust (0.10Mm)
110	99-8311	3	Washer-Adjust (0.20Mm)
110	99-8312	3	Washer-Adjust (0.30Mm)
110	99-8313	3	Washer-Adjust (0.40Mm)
110	99-8314	3	Washer-Adjust (0.50Mm)
110	99-8315	3	Washer-Adjust (0.52Mm)
110	99-8316	3	Washer-Adjust (0.54Mm)
110	99-8317	3	Washer-Adjust (0.56Mm)
110	99-8318	3	Washer-Adjust (0.58Mm)
110	99-8319	3	Washer-Adjust (0.80Mm)
120	98-7676	3	Gasket
130	98-7677	3	Seal-Heat



Alternator and Pulley Assembly

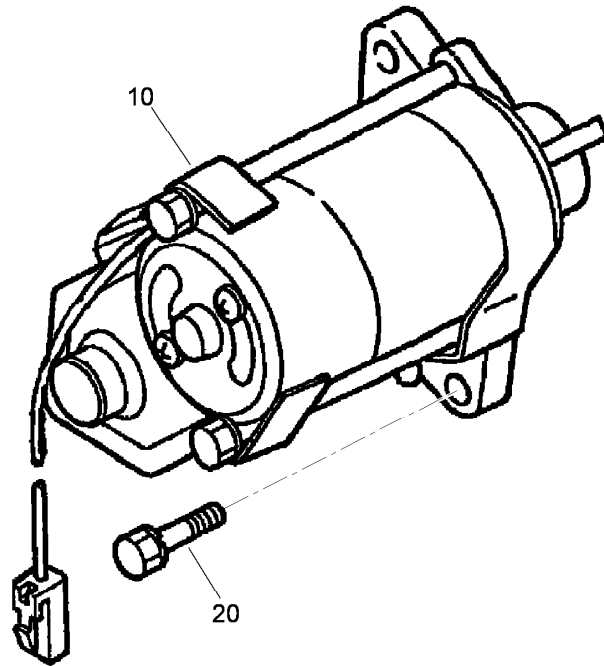
<i>Ref.</i>	<i>Part Number</i>	<i>Qty.</i>	<i>Description</i>
10	98-9474	1	Alternator ASM
20	98-9573	1	Stay-Dynamo
30	108-7088	1	Bolt
40	98-9360	1	Bolt
50	98-7737	1	Nut
60	3256-24	1	Washer-Flat
70	98-7738	1	Washer-Spring
90	98-7692	1	Bolt
110	98-9473	1	Pulley-Drive, Fan
120	98-9585	1	Bolt



Alternator Components Assembly

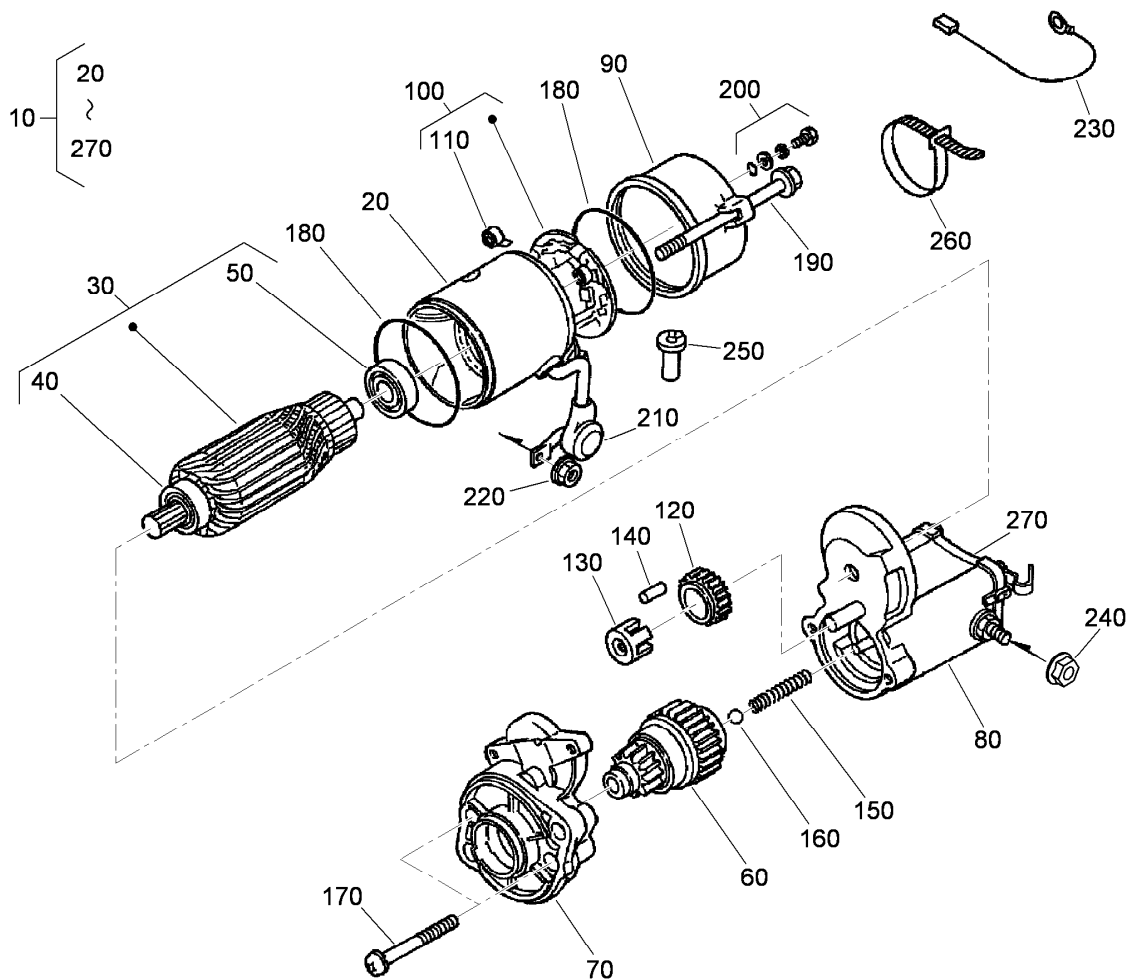
Ref.	Part Number	Qty.	Description
10	98-9474	1	Alternator ASM
20	98-9453	1	Pulley-Dynamo
30	98-7708	1	Nut
40	98-7709	1	Collar
50	107-0136	1	Rotor ASM
60	98-7711	1	Cover-Bearing
70	107-0138	1	Bearing-Ball
80	98-7713	1	Washer-Thrust
90	107-0139	1	Drive End Frame ASM
100	98-7715	1	Plate-Retainer
110	98-7716	4	Screw-Head, Round
120	98-7717	2	Bolt-Through
130	107-0137	1	Bearing-Ball
140	107-9087	1	Frame-End

Ref.	Part Number	Qty.	Description
150	107-0140	1	Cover-End
160	98-7721	1	Rectifier ASM
170	98-7722	1	Bushing-Insulation
180	107-0141	1	Brush Holder ASM
190	98-7724	2	Brush
200	98-7725	2	Spring-Brush
210	98-7726	2	Screw-Head, Round
220	98-7727	6	Screw-Head, Round
230	98-7728	1	Screw-Head, Round
240	98-7729	3	Bolt
250	98-7730	2	Nut
260	98-7731	2	Bolt
270	98-7732	1	Nut
280	110-3799	1	Regulator ASM



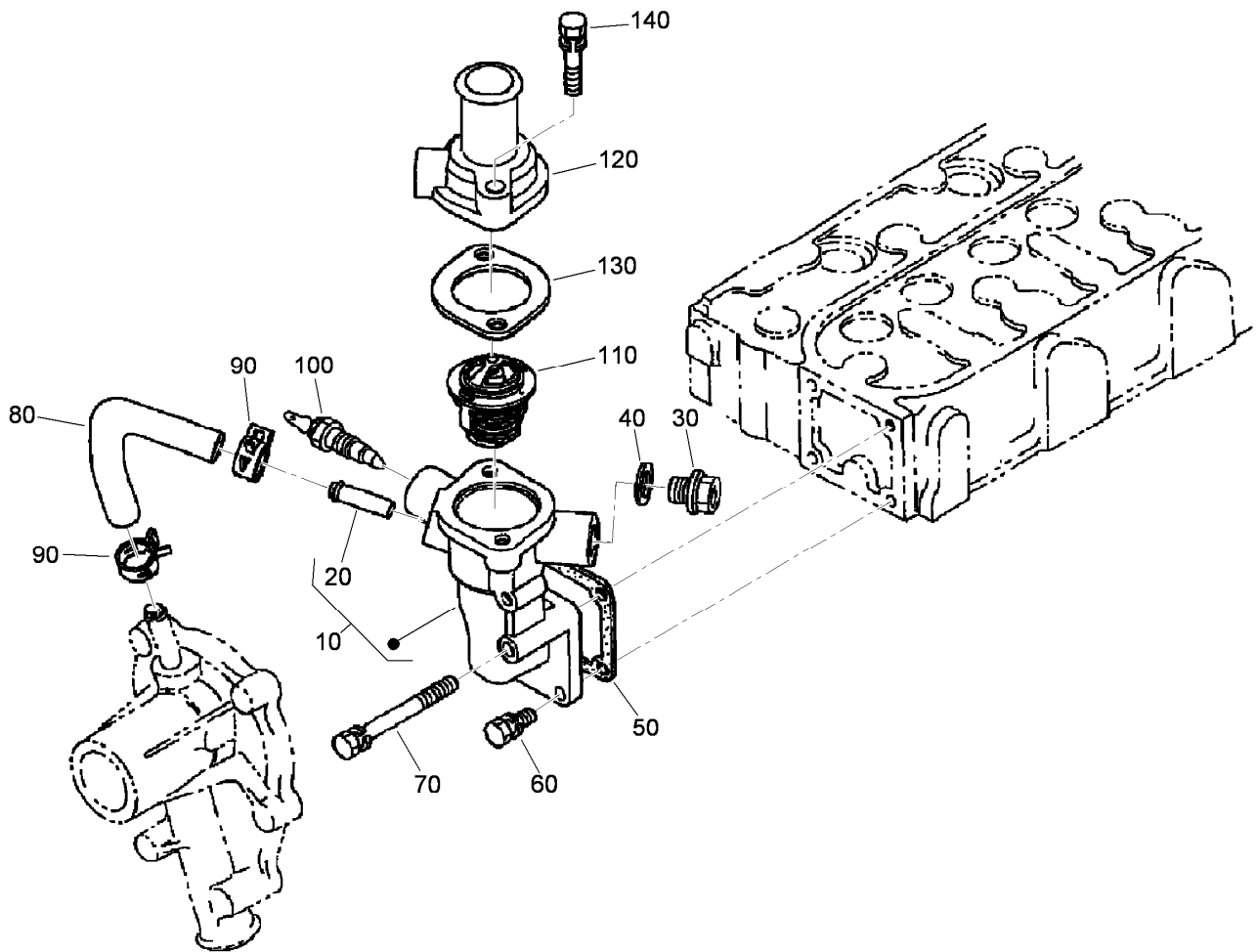
Starter Assembly

<i>Ref.</i>	<i>Part Number</i>	<i>Qty.</i>	<i>Description</i>
10	98-9705	1	Starter ASM
20	98-7697	2	Bolt



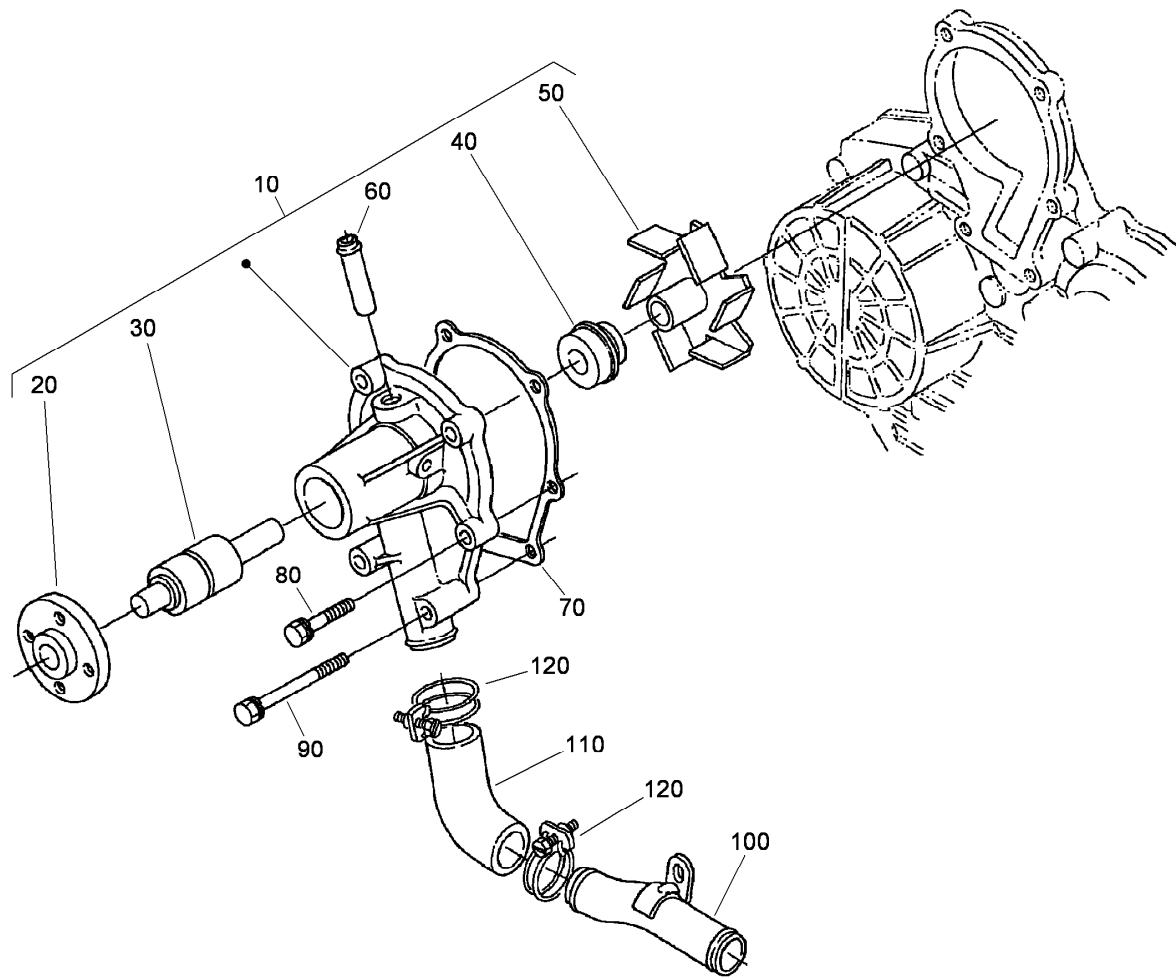
Starter (Component Part) Assembly

<i>Ref.</i>	<i>Part Number</i>	<i>Qty.</i>	<i>Description</i>	<i>Ref.</i>	<i>Part Number</i>	<i>Qty.</i>	<i>Description</i>
10	98-9705	1	Starter ASM	150	98-7754	1	Spring
20	104-8608	1	Yoke ASM	160	98-7755	1	Ball
30	98-7742	1	Armature ASM	170	98-7756	2	Bolt
40	98-7744	1	Bearing	180	98-7757	2	O-Ring
50	98-7743	1	Bearing	190	100-9240	2	Bolt
60	99-8373	1	Clutch-Running, Over	200	98-7758	2	Bolt ASM
70	99-8374	1	Frame-End, Drive	210	99-8375	1	Cover
80	105-3746	1	Magnetic Switch ASM	220	99-8371	1	Nut-Hex
90	98-7748	1	Frame-End	230	98-9711	1	Cord-Solenoid, Stop
100	98-7749	1	Brush Holder ASM	240	99-8376	1	Nut-Hex
110	98-7750	4	Spring-Brush	250	98-7759	1	Pipe-Drain
120	98-7751	1	Gear	260	98-9712	1	Band-Cover
130	98-7752	1	Retainer	270	105-2886	1	Cover ASM
140	98-7753	5	Roller				



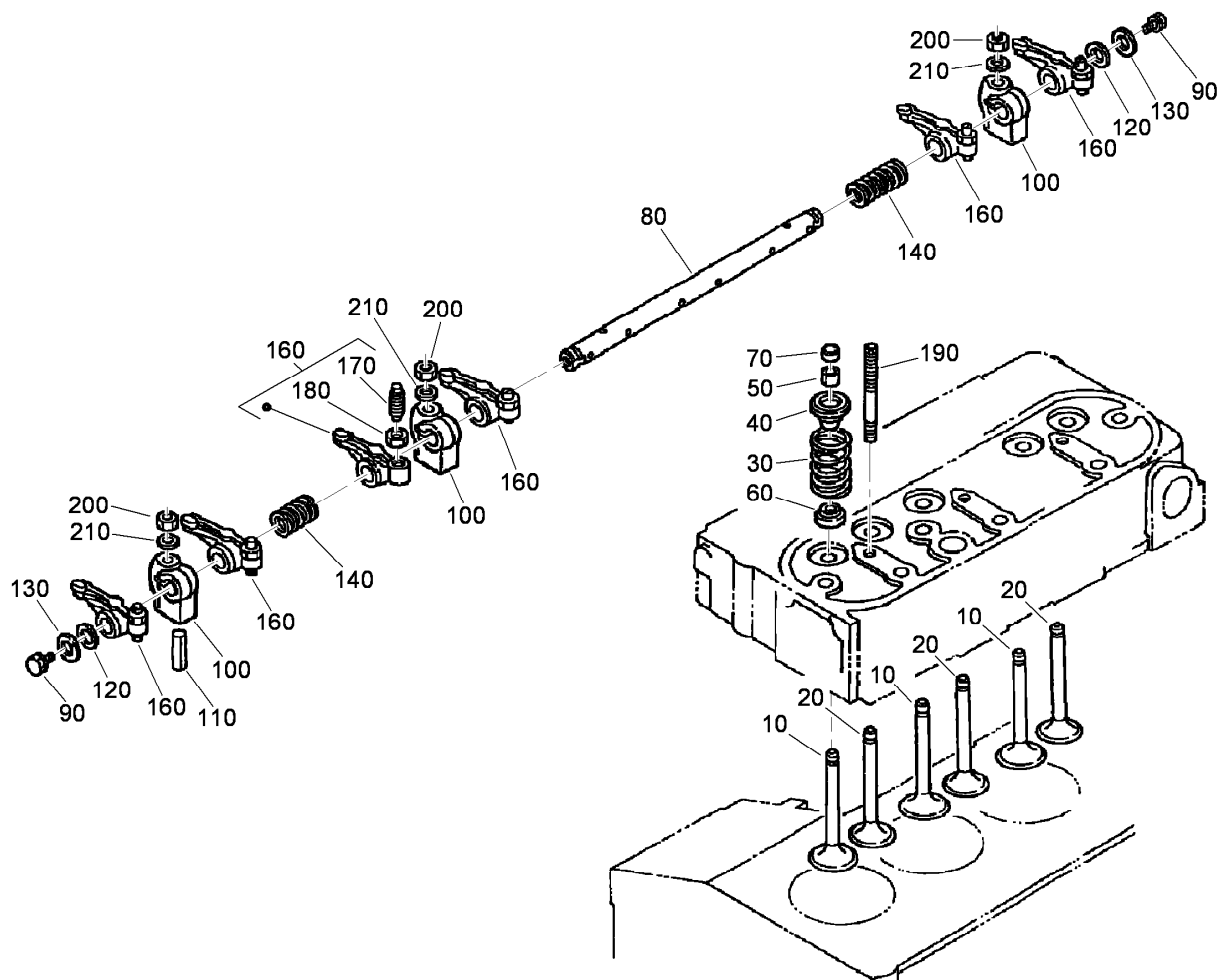
Water Flange and Thermostat Assembly

<i>Ref.</i>	<i>Part Number</i>	<i>Qty.</i>	<i>Description</i>
10	98-9713	1	Water Flange ASM
20	98-9580	1	Pipe-Return, Water
30	105-3747	1	Plug
40	99-3583	1	Gasket
50	98-9638	1	Gasket-Flange, Water
60	98-7692	3	Bolt
70	98-9356	1	Bolt
80	98-9578	1	Pipe-Return, Water
90	98-9579	2	Band-Pipe
100	98-9719	1	Thermoswitch
110	98-7778	1	Thermostat ASM
120	98-9471	1	Cover-Thermostat
130	105-3748	1	Gasket-Thermostat
140	98-7777	2	Bolt



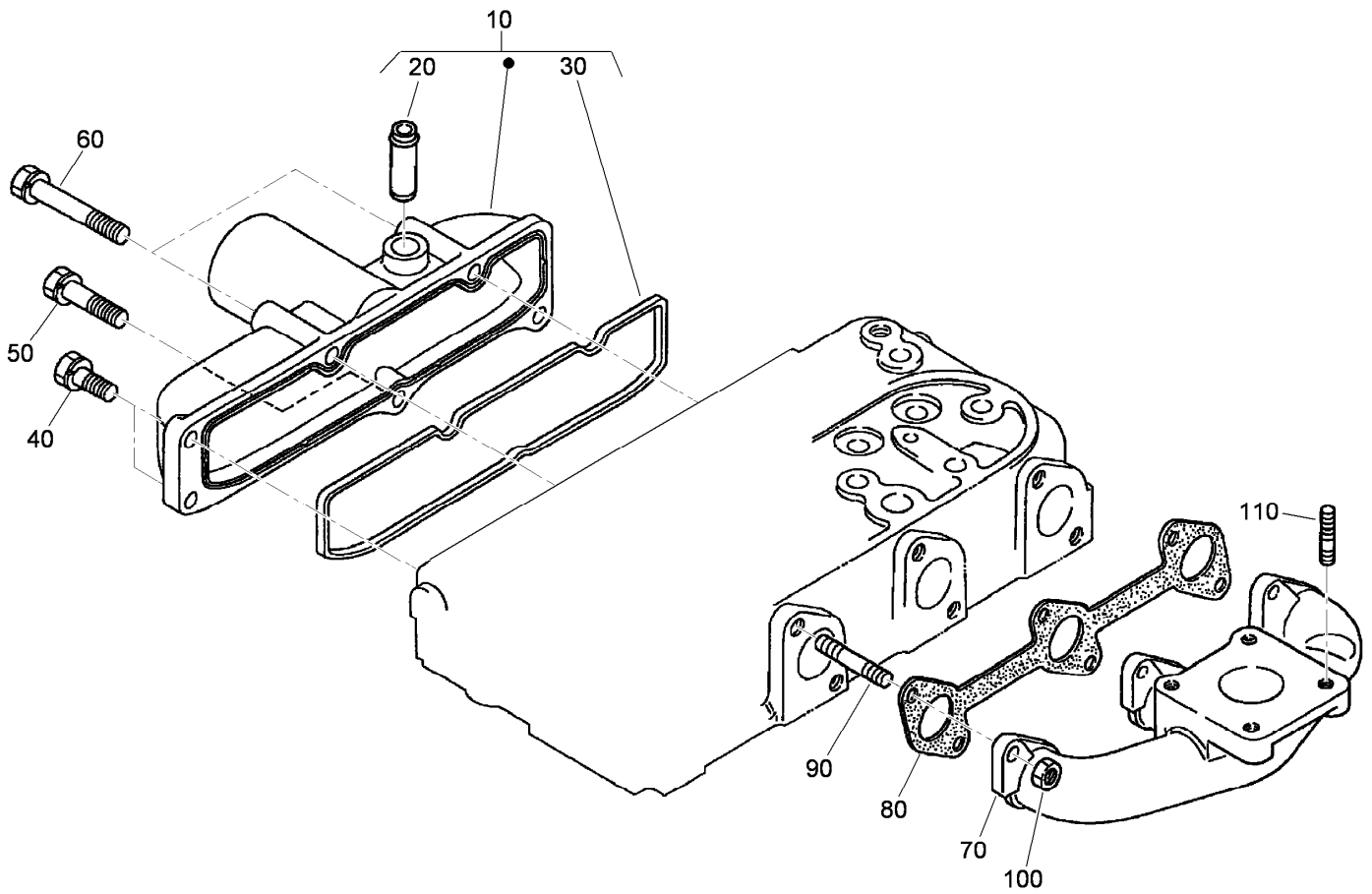
Water Pump Assembly

<i>Ref.</i>	<i>Part Number</i>	<i>Qty.</i>	<i>Description</i>
10	107-9089	1	Water Pump ASM
20	99-3516	4	Flange-Pump, Water
30	99-3517	1	Bearing-Pump, Water
40	105-3750	1	Mechanical Seal ASM
50	112-8403	1	Impeller ASM
60	100-1932	1	Pipe-Return, Water
70	99-3454	1	Gasket-Pump, Water
80	98-9353	4	Bolt
90	107-9090	2	Bolt
100	98-9716	1	Pipe-Water
110	107-9091	1	Pipe-Water
120	98-9717	2	Clamp



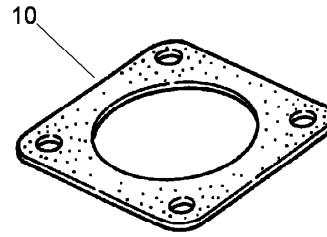
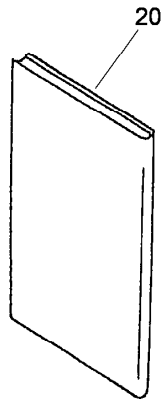
Valve and Rocker Arm Assembly

Ref.	Part Number	Qty.	Description
10	112-7018	3	Valve-Inlet
20	98-9495	3	Valve-Exhaust
30	98-9648	6	Spring-Valve
40	107-9092	6	Retainer-Spring
50	98-9390	6	Collet-Spring, Valve
60	99-8385	6	Seal-Stem, Valve
70	98-9497	6	Cap-Valve
80	105-3790	1	R-Arm Shaft ASM
90	100-9265	2	Bolt
100	98-9505	3	Bracket-Arm, Rocker
110	105-3758	1	Pin-Spring
120	98-9507	2	Washer-Shaft, R-Arm
130	3256-1	2	Washer-Flat
140	98-9504	2	Spring-Arm, Rocker
160	98-9501	6	Rocker Arm ASM
170	98-9502	6	Screw-Adjusting
180	98-9503	6	Nut
190	98-9506	3	Stud
200	98-9393	3	Nut
210	98-9385	3	Washer-Flat



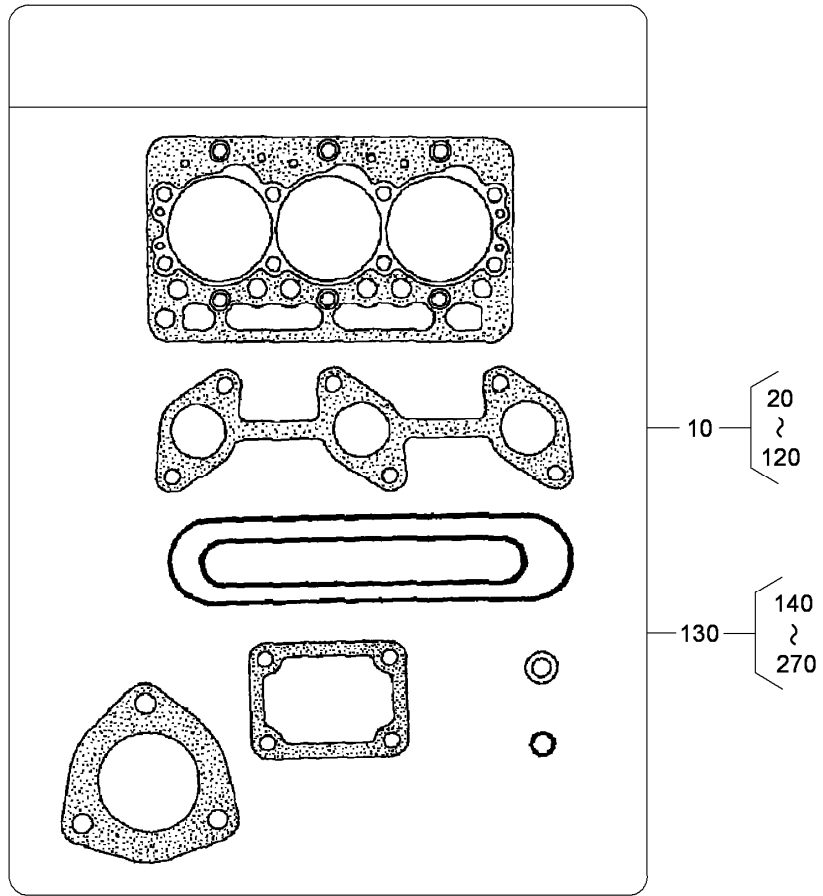
Inlet and Exhaust Manifold Assembly

<i>Ref.</i>	<i>Part Number</i>	<i>Qty.</i>	<i>Description</i>
10	108-6577	1	Inlet Manifold ASM
20	98-9492	1	Joint-Pipe, Breather
30	98-9609	1	Gasket-Manifold, Inlet
40	98-7605	3	Bolt
50	98-9353	1	Bolt
60	105-3797	2	Bolt
70	107-9093	1	Manifold-Exhaust
80	99-8327	1	Gasket-Manifold, Exhaust
90	98-9588	6	Stud
100	98-9665	6	Nut
110	98-7769	4	Stud



Muffler Gasket and Operator Manual

<i>Ref.</i>	<i>Part Number</i>	<i>Qty.</i>	<i>Description</i>
10	99-8343	1	Gasket-Muffler
20	99-8954	1	Manual-Kubota



Upper and Lower Gasket Kits

<i>Ref.</i>	<i>Part Number</i>	<i>Qty.</i>	<i>Description</i>
10	107-7848	1	Upper Gasket Kit
130	107-9095	1	Lower Gasket Kit

Attachments and Accessories

For 30631 Groundsmaster 328-D 4-Wheel Drive Traction Unit

Product Name	Model/Part
Jack Pad Kit.....	106-4386
Premium Engine Oil, 10w30 (Drum)	108-1179
Premium Engine Oil, 10w30 (Pail)	108-1180
Premium Engine Oil, 15w40 (Drum)	108-1181
Premium Engine Oil, 15w40 (Pail)	108-1182
Premium Transmission/Hydraulic Tractor Fluid (Drum)	108-1183
Premium Transmission/Hydraulic Tractor Fluid (Pail)	108-1184
Premium All Season Gear Lube (Pail)	108-1187
Premium All Purpose Grease (Tube)	108-1190
Premium All Season Gear Lube (Quart)	108-1590
Tire Chains (23 x 8.50-12)	11-0390
Wheel Weight Kit	11-0440
Rear Axle Skid Plate Kit.....	110-9694
5 Inch Air Cleaner Safety Element	114-4057
Tube-Inner (23 x 8.50-12)	231-90
Rear Weight Kit.....	24-5780
Weight-Rear	24-5790-01
400-hour Filter Maintenance Kit.....	30059
Bimini Sunshade for 2-Post Roll-Over Protection System.....	30358
Hardtop Sunshade.....	30359
Standard Seat Kit.....	30623
Deluxe Seat Kit	30625
Seat Adapter Kit.....	30628
Cruise Control Kit.....	30677
Arm Rest Kit.....	30707
72in Rear Discharge Mower	30710
72in Guardian Recycler Mower.....	30716
72in Side Discharge Mower	30722
Rotary Broom	30743
48in V-Plow.....	30750
48in V-Plow Mounting Kit.....	30757
Debris Blower	30855
Wide Wheel and 4-Ply Tire ASM.....	62-7020
Wheel and 6-Ply Tire ASM.....	69-9870
Spark Arrestor Screen	75-6880
Rear Tire Chains, 4-Wheel Drive	76-1840
Auxiliary Valve Kit	93-3169



Count on it.