



Count on it.

Parts Catalog

Reelmaster® 6500-D

2-Wheel Drive Traction Unit

Model No. 03806—Serial No. 31000001 and Up

Ordering Replacement Parts

To order replacement parts, please supply the part number, the quantity, and the description of each part desired.

Understanding Reference Numbers

Each identified part in an illustration has a reference number. The reference number for a part also appears in the parts list, along with other information about the part.

This catalog uses two special reference number formats, one to indicate parts in a service assembly and another to indicate the quantity of a given part in an illustration.

Service Assembly Reference Numbers

Parts in service assemblies have reference numbers in the form a:b. The a represents the reference number of the entire service assembly and the b represents a sequential number unique to each part within the service assembly.

For example, a wheel assembly might be identified by reference number 6, the tire by 6:1, the valve by 6:2, and the wheel by 6:3. When you order the assembly identified by reference number 6, you receive all parts identified by reference numbers 6:1, 6:2, and 6:3. However, you may also order any part individually. Reference numbers of this type appear in illustration and in parts lists.

Reference Numbers Indicating Quantity

In an illustration, if a reference number indicates more than one part, the reference number has the form nX y. The n represents the quantity of the part, the X is the multiplication symbol, and the y represents the reference number.

For example, in an illustration, the reference number 2X 37 means that two of the parts identified by reference number 37 are indicated.

List of Abbreviations

AR: as required

ASM: assembly

BBC: blade brake control

BHTF: button head thread forming

CARR: carriage

CCW: counter clockwise

CW: clockwise

DEG: degrees

DPA: Dual Point Adjustment

ECM: electronic control module

EXT: external

FH: flat head

GA: gauge

HD: heavy-duty

HF: hex flange

HH: hex head

HHF: hex head flange

HHFTF: hex head flange thread forming

HJ: hex jam

HLH: hex lag head

HOC: height-of-cut

HSBH: hex socket button head

HSFH: hex socket flat head

HSH: hex socket head

HWH: hex washer head

HWTF: hex washer head thread forming

HYD: hydraulic

LH: left hand

LP: Liquid Propane

NI: nylon insert

NPTF: national pipe thread fine

PFH: phillips flat head

PPH: phillips pan head

PPHTF: phillips pan head thread forming

PRH: phillips round head

PTH: phillips truss head

PTO: power-take-off

RH: right hand

ROPS: roll-over protection system

RRB: rear roller brush

SFH: slotted fillister head

SHH: slotted hex head

SHWH: slotted hex washer head

SPH: slotted pan head

SQH: square head

SRH: slotted round head

STD: standard

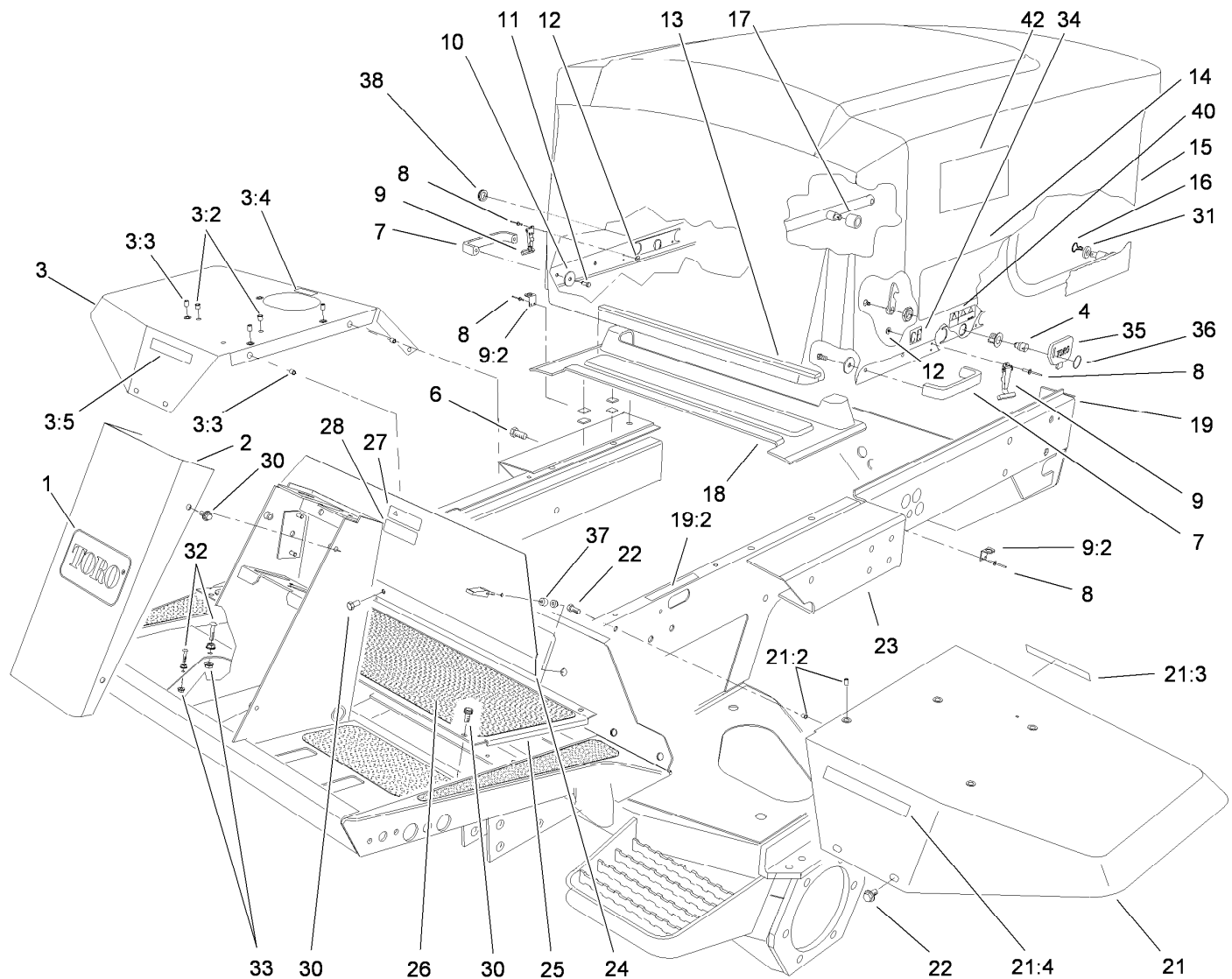
TAP: self tapping

TTH: torx truss head

Contents

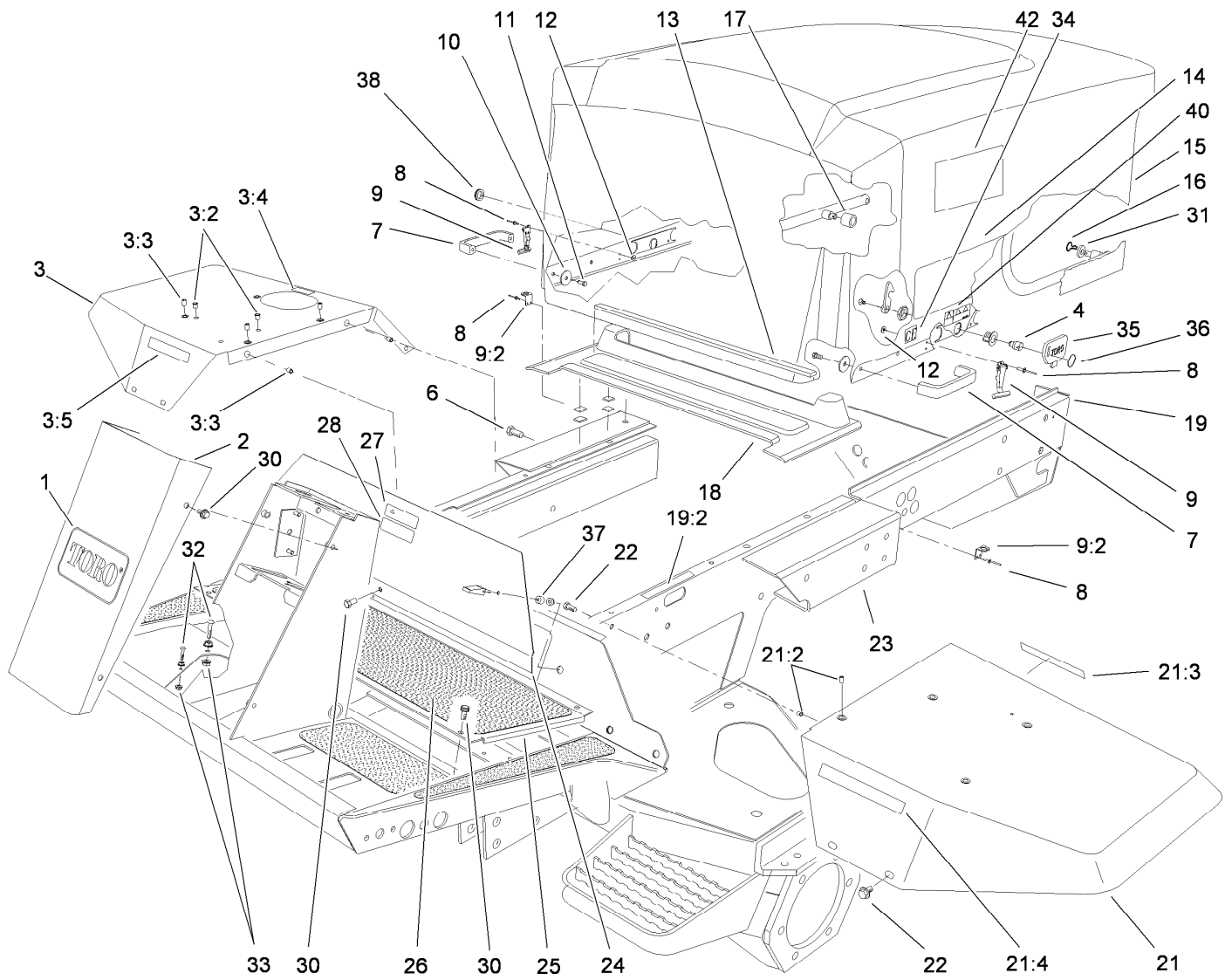
Frame and Body Assembly	5
Front Frame Assembly No. 108-4407	7
Tool Box Assembly	8
Control Console Assembly	9
Control Console and Battery Assembly	10
Hydraulic Filter and Reservoir Assembly	11
Fuel Tank Assembly	12
Traction Pedal Assembly	13
Brake Pedal Assembly	14
Seat and Suspension Assembly	15
Seat Suspension Assembly No. 110-9730	16
Seat Frame and Throttle Assembly	17
Steering Wheel Assembly	18
Steering Valve Assembly No. 114-5073	19
Steering Tower Assembly	20
Front Hydraulic Drive Assembly	21
Front Axle and Brake Assembly	22
Planetary Assembly No. 105-4500-03	23
Brake Assembly No. 100-3070-03	24
Hydraulic Motor Assembly No. 92-7385	25
Brake Assembly No. 100-3069-03	26
Hydraulic Motor Assembly No. 93-7476	27
Hydraulic Pump Installation	28
Gear Pump Assembly No. 115-8031	29
Piston Pump Assembly No. 110-0006	30
Control Assembly No. 108-1503	31
Radiator Support and Shroud Assembly	32
Radiator and Screen Assembly	33
Engine Installation Assembly	34
Oil/Water/Fuel Filter, Muffler and Air Cleaner Assembly	36
Air Filter Assembly No. 100-2597	37
Rear Hydraulic Assembly	38
2-Wheel Drive Axle Assembly	39
Hydraulic Cylinder Assembly No. 94-8142	40
Wheel and Spindle Assembly	41
Rear Hydraulic Control Block Assembly	42
Hydraulic Manifold Assembly No. 112-6510	43
Front Hydraulic Control Block and Hose Assembly	44
Lift Manifold Assembly No. 112-6512	45
Front No. 1 Lift Arm Assembly	46
Lift Cylinder Assembly No. 108-4437	47
Front No. 4 and No. 5 Lift Arm Assembly	48
Hydraulic Cylinder Assembly No. 110-9709	50
Rear No. 2 and No. 3 Lift Arm Assembly	51
Hydraulic Cylinder Assembly No. 108-4438	53
Reel Motor Assembly	54
Hydraulic Motor Assembly No. 110-1717	55
Crankcase Assembly	56
Oil Pan Assembly	57
Cylinder Head Assembly	58
Gear Case Assembly	59
Cylinder Head Cover Assembly	60
Dipstick and Guide Assembly	61
Main Bearing Case Assembly	62

Cam Shaft and Idle Gear Shaft Assembly	63
Piston and Crankshaft Assembly	64
Flywheel Assembly	65
Fuel Camshaft and Governor Shaft Assembly	66
Idle Apparatus Assembly	67
Injection Pump Assembly	68
Speed Control Plate Assembly	69
Nozzle Holder and Glow Plug Assembly	70
Nozzle Holder Component Assembly	71
Governor Assembly	72
Alternator and Pulley Assembly	73
Alternator Component Assembly	74
Starter Assembly	75
Water Flange and Thermostat Assembly	76
Water Pump Assembly	77
Overflow Bottle Assembly	78
Valve and Rocker Arm Assembly	79
Inlet and Exhaust Manifold Assembly	80
Turbo Charger Assembly	81
Oil Pipe Assembly	82
Oil Cooler Assembly	83
Attachments and Accessories	84



Frame and Body Assembly

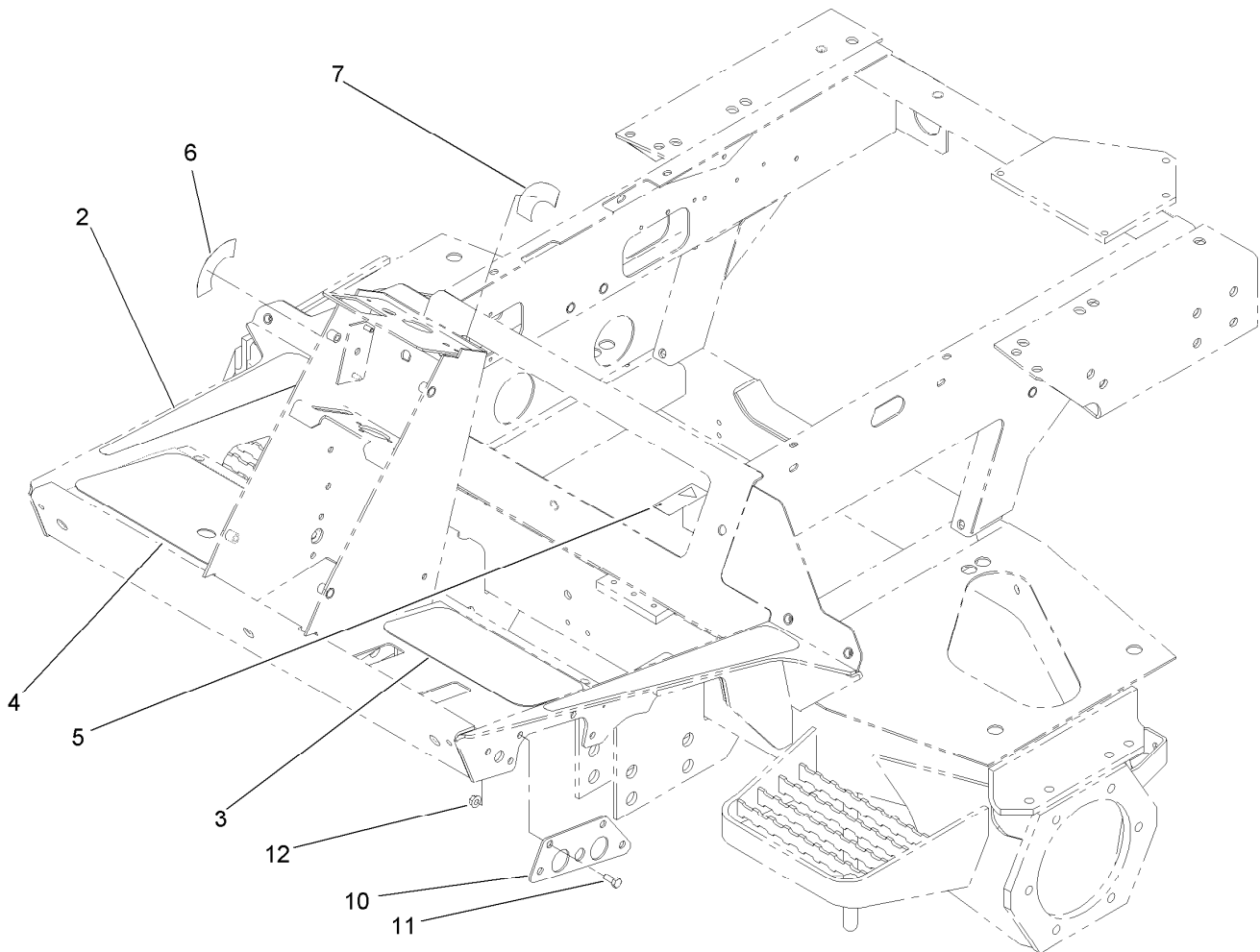
Ref.	Part Number	Qty.	Description	Ref.	Part Number	Qty.	Description
1	62-5550	1	Decal	18	94-2617	1	Pump Cover ASM
2	93-7996-01	1	Cover-Tower	19	115-8040	1	Rear Frame ASM
3	106-5950	1	RH Fender ASM	19:2	115-2047	1	Decal-Surface, Hot
3:2	32148-6	2	Insert-Nut	21	106-5951	1	LH Fender ASM
3:3	32148-7	5	Nut-Insert	21:2	32148-7	6	Nut-Insert
3:4	93-6686	1	Decal-Oil, HYD	21:3	93-6680	1	Decal-Diesel
3:5	93-6689	1	Decal-No Riders	21:4	93-6689	1	Decal-No Riders
4	105-3301	1	Latch ASM	22	3234-14	10	Screw-HHF
6	3234-38	12	Screw-HHF	23	108-4407	1	Front Frame ASM
7	65-5100	2	Handle-Door	24	75-1390-01	1	Cover-Access, Front
8	3269-8	8	Rivet-Blind	25	75-1410-01	1	Plate-Access, Floor
9	59-9740	2	Flex Draw Latch ASM	26	75-0630	1	Tread-Foot, Center
9:2	249-40	1	Keeper	27	93-9425	1	Decal-Danger
10	3256-78	4	Washer-Flat	28	117-2718	1	Decal-Arrester, Spark
11	46-8091	4	Screw-HWH	30	3234-7	9	Screw-HHF
12	3269-10	4	Washer-Back	31	66-6480	4	Washer
13	92-7633	1	Bumper-Hood	32	3274-83	2	Screw-HSH
14	106-7064	2	Decal	33	32128-20	4	Nut-HF
15	105-0130	1	Hood	34	93-7252	1	Decal-Ce Mark
16	3290-467	2	Pin-Hair	35	99-8970	1	Key-Latch, Hood
17	93-7582	1	Hose	36	98-9321	1	Ring-Key



Frame and Body Assembly (continued)

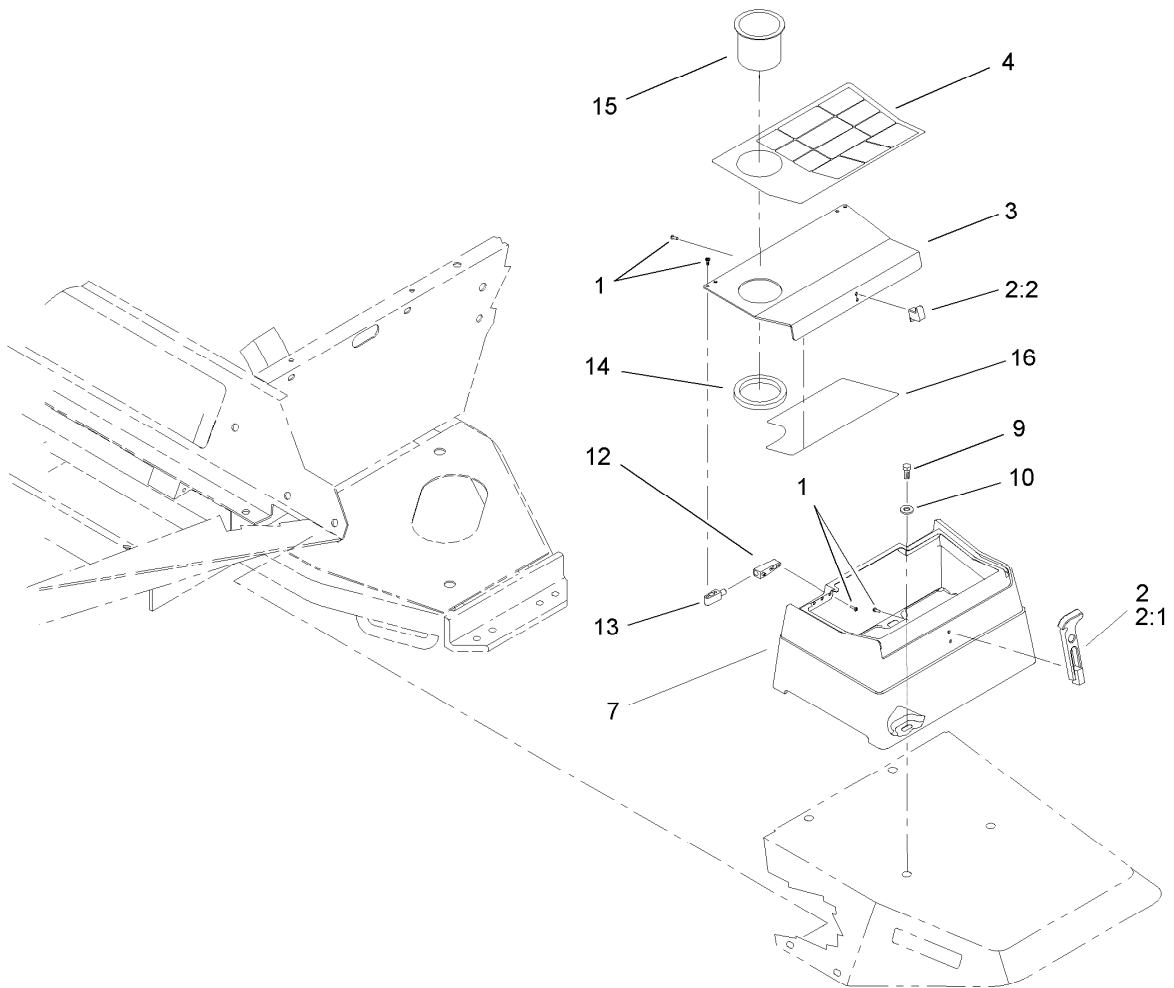
<i>Ref.</i>	<i>Part Number</i>	<i>Qty.</i>	<i>Description</i>
37	74-5950	2	Latch-Swell
38	104-1453	1	Grommet

<i>Ref.</i>	<i>Part Number</i>	<i>Qty.</i>	<i>Description</i>
40	106-6754	1	Decal-Danger
42	66-6140	2	Decal



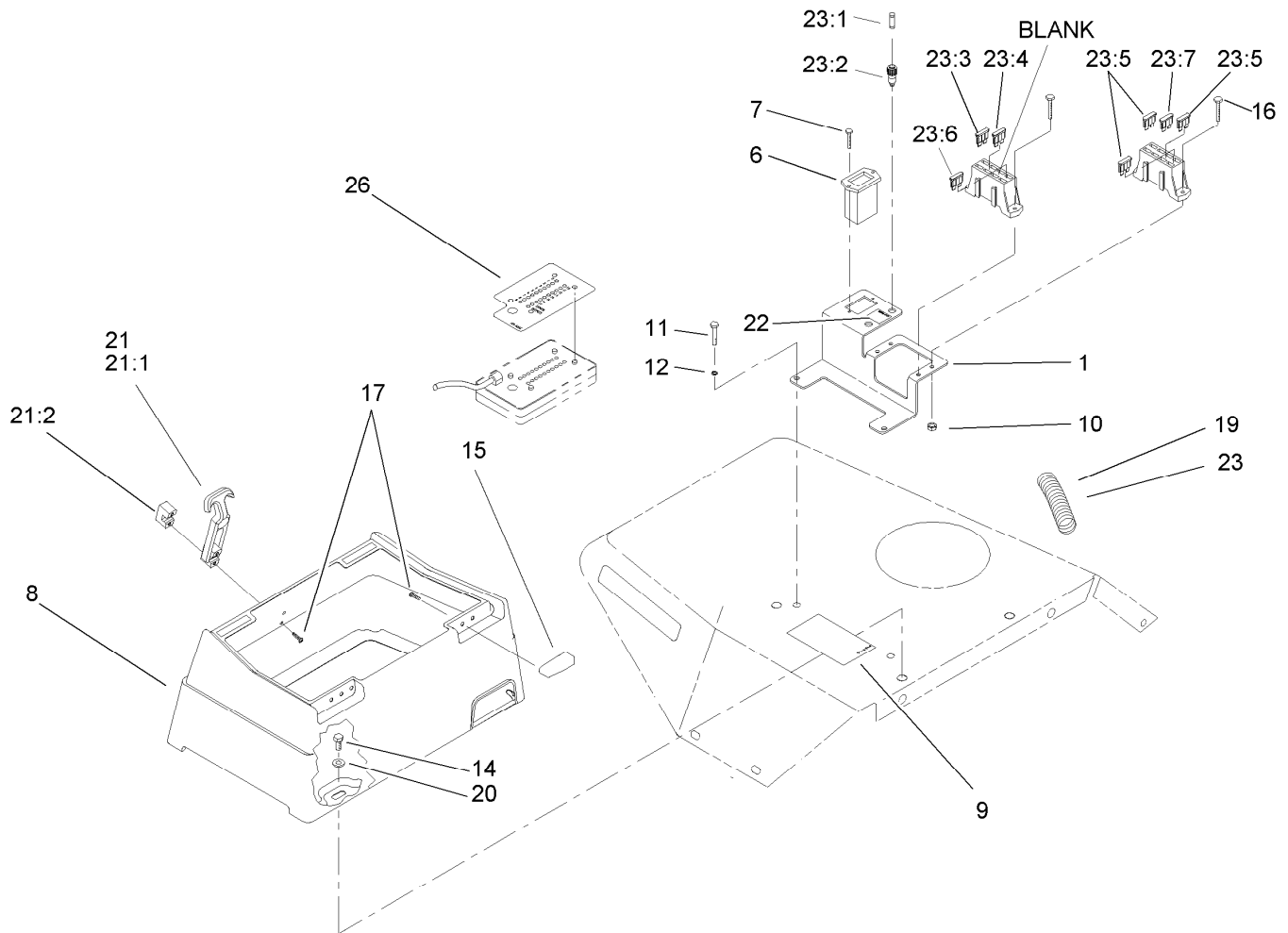
Front Frame Assembly No. 108-4407

<i>Ref.</i>	<i>Part Number</i>	<i>Qty.</i>	<i>Description</i>
2	93-7592	2	Tread-Rest, Foot
3	75-0620	1	Tread-Foot, LH
4	104-5223	1	Tread-Foot, RH
5	93-6693	1	Decal-Plate, Floor
6	93-6699	1	Decal-Fast / Slow
7	105-7506	1	Decal-Switch, Key
10	106-7793-01	2	Plate-Mount, Tube
11	322-3	7	Screw-HH
12	32128-20	7	Nut-HF



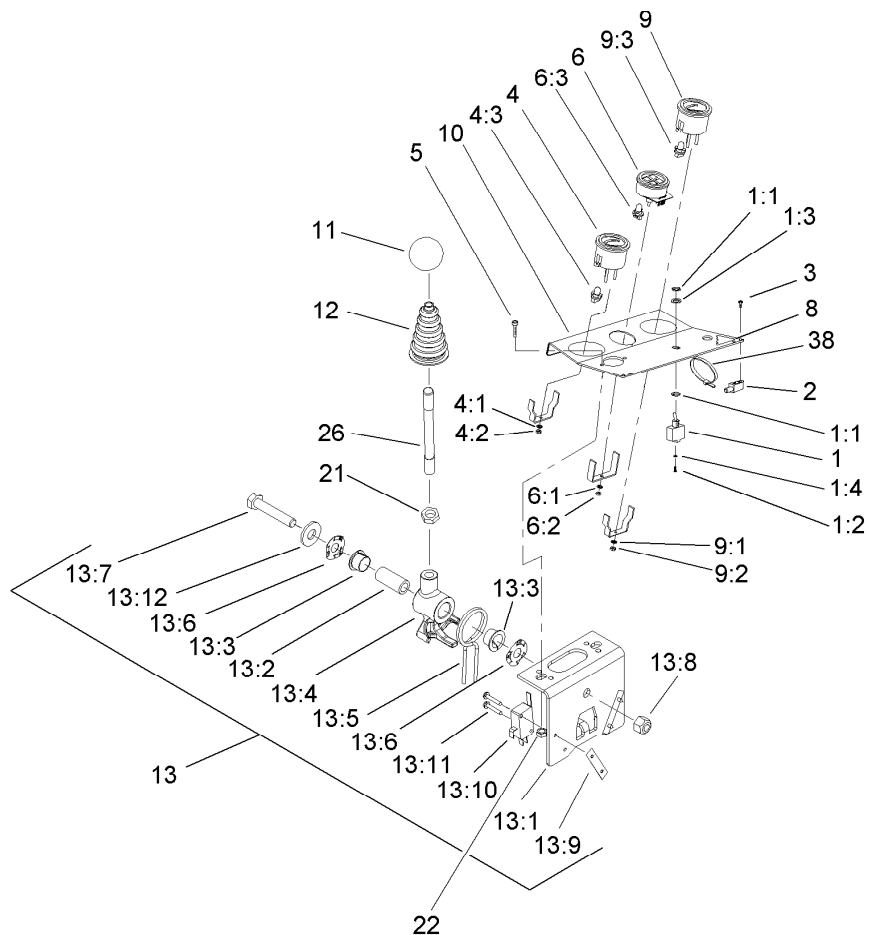
Tool Box Assembly

Ref.	Part Number	Qty.	Description
1	32144-1	12	Screw-Taptite
2	94-5626	1	Latch-Draw, Flexible
2:1	103-4080	1	Latch-Rubber
2:2	103-4081	1	Latch-Keeper
3	104-1489-03	1	Cover-Toolbox
4	115-2046	1	Decal-Warning, Ce
4	115-2045	1	Decal-Warning, Ansi
7	104-0026	1	Toolbox
9	322-4	4	Screw-HH
10	3256-3	4	Washer-Flat
12	104-1496	2	Hinge-Pin
13	104-1497	2	Hinge-Receiver
14	104-1476	1	Ring-Rubber
15	94-1410	1	Holder-Can, Beverage
16	115-2048	1	Decal-Quick Reference



Control Console Assembly

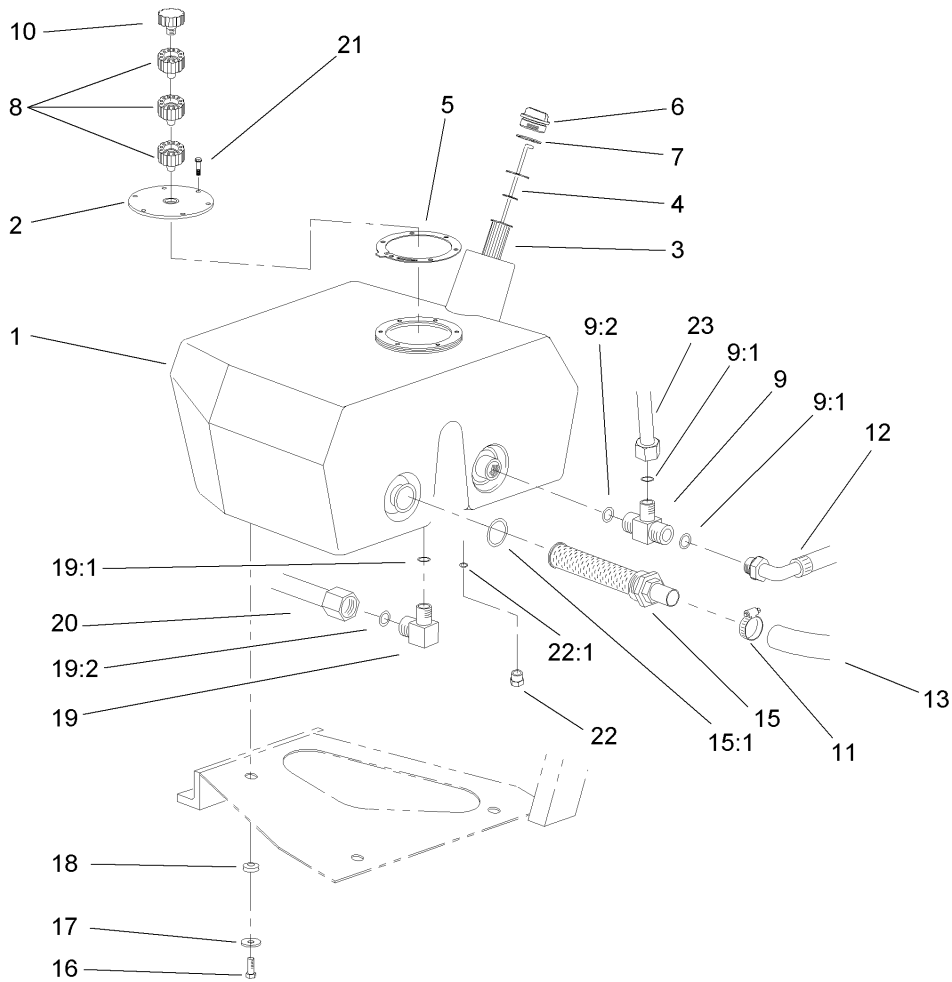
<i>Ref.</i>	<i>Part Number</i>	<i>Qty.</i>	<i>Description</i>	<i>Ref.</i>	<i>Part Number</i>	<i>Qty.</i>	<i>Description</i>
1	105-0137-03	1	Bracket-Block, Fuse	21	94-5626	1	Latch-Draw, Flexible
6	75-6820	1	Hourmeter	21:1	103-4080	1	Latch-Rubber
7	32144-18	2	Screw-HH	21:2	103-4081	1	Latch-Keeper
8	104-0027	1	Box-Control	22	104-9298	1	Decal-Controller
9	104-5229	1	Decal-Fuses, Ce	23	105-0119	1	Harness-Wire, Console
10	3296-2	4	Nut-Lock, NI	23:1	219-19	1	Lamp-Green
11	321-4	2	Screw-HH	23:2	85-4491	1	Light-Indicator (Includes Lamp)
12	3253-3	2	Washer-Lock	23:3	94-9157	1	Fuse-Blade, 4 Amp
14	322-4	3	Screw-HH	23:4	114241	1	Fuse-Blade, 7.5 Amp
15	104-1497	2	Hinge-Receiver	23:5	218-578	3	Fuse-Blade, 10 Amp
16	32105-13	4	Screw-HWH	23:6	109355	1	Fuse-Blade, 15 Amp
17	32144-1	6	Screw-Taptite	23:7	109101	1	Fuse-Blade, 20 Amp
19	94-6343	1	Decal-Identification, Wire	26	105-9267	1	Decal-Diagnostic, Control
20	3256-3	3	Washer-Flat				



Control Console and Battery Assembly

Ref.	Part Number	Qty.	Description
1	99-8352	1	Switch-Backlap, Master
1:1	218-498	2	Nut-Lock
1:2	218-588	3	Screw
1:3	218-589	1	Washer
1:4	3253-19	3	Washer-Lock
2	104-1496	2	Hinge-Pin
3	32144-1	4	Screw-Taptite
4	98-9339	1	Gauge-Fuel
4:1	3254-1	3	Washer-Lock, Int
4:2	3217-27	3	Nut-Hex
4:3	105-9265	1	Bulb And Lamp ASM
5	3258-166	2	Screw-PRH
6	112-6561	1	Warning Light ASM
6:1	3254-1	1	Washer-Lock, Int
6:2	3217-27	1	Nut-Hex
6:3	105-9264	4	Bulb And Lamp ASM
8	104-9296	1	Decal-Control
9	98-9308	1	Gauge-Temperature
9:1	3254-1	3	Washer-Lock, Int
9:2	3217-27	3	Nut-Hex
9:3	105-9265	1	Bulb And Lamp ASM
10	104-9251-03	1	Plate-Instrument
11	233-42	1	Knob
12	93-5961	1	Boot-Lever
13	106-4167	1	Joystick Bracket ASM
13:1	115-5357-03	1	Bracket-Joystick

Ref.	Part Number	Qty.	Description
13:2	106-4192	1	Spacer
13:3	93-5547	2	Bushing-Nylon
13:4	105-7507	1	Hub-Pivot, Joystick
13:5	105-8289	1	Spring-Torsion
13:6	106-4193	2	Washer-Finger, Spring
13:7	322-9	1	Screw-HH
13:8	3296-29	1	Nut-Lock, NI
13:9	3290-354	2	Nut-Speed
13:10	108-6496	2	Switch ASM (W/Boot)
13:11	95-3003	4	Screw-PPHTF
13:12	3256-3	1	Washer-Flat
21	3218-3	1	Nut-Jam
22	32128-33	2	Nut-HF
26	105-7508	1	Lever-Joystick
27	3296-29	1	Nut-Lock, NI
28	93-7974-03	1	Plate-Box, Battery
29	3234-5	3	Screw-HHF
30	93-7595	1	Battery Box ASM
31	106-5190	1	Battery
32	105-0114	1	Cable-Battery, Positive
33	105-0115	1	Cable-Battery, Negative
34	93-7968	1	Pad-Foam
35	3339-175	1	Strapping-Web, 48 Inch
36	93-6668	1	Decal-Battery
38	3290-378	2	Tie-Cable

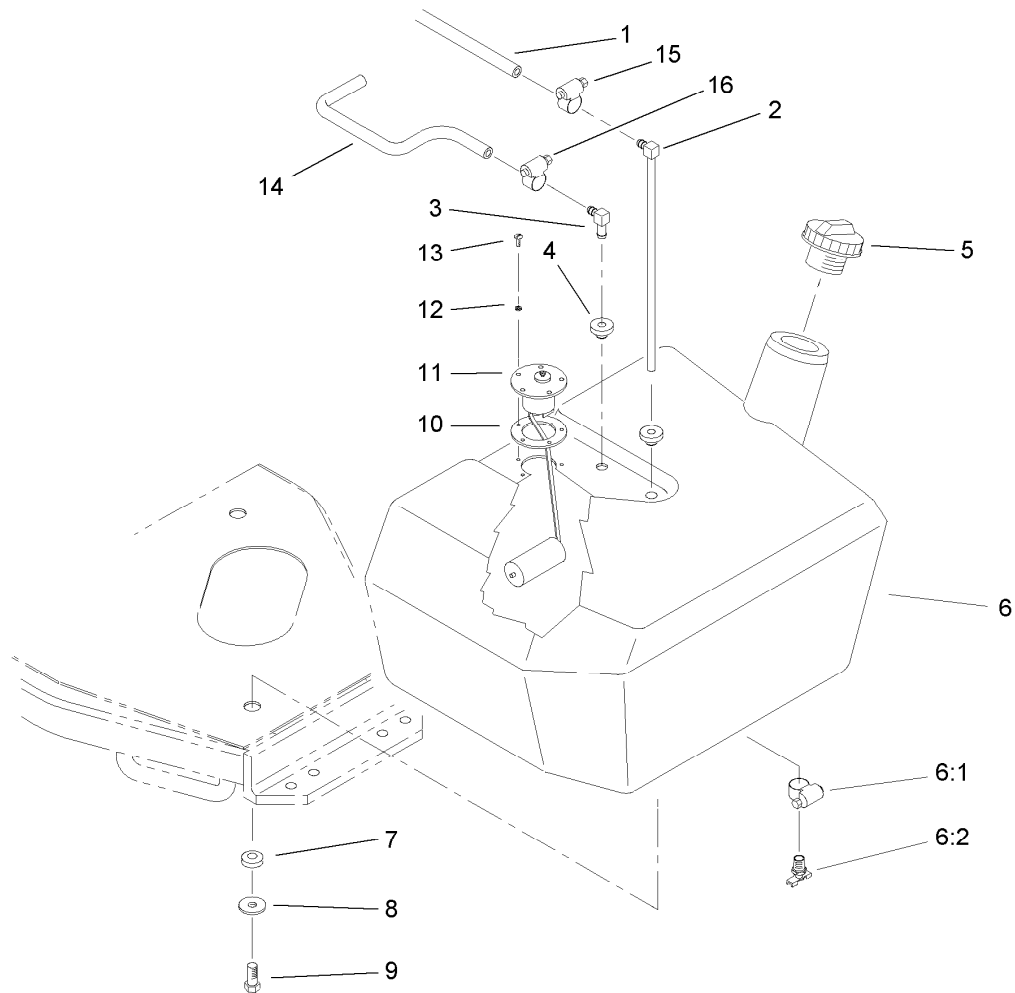


Hydraulic Filter and Reservoir Assembly

Ref.	Part Number	Qty.	Description
1	117-8982	1	Tank-Hydraulic
2	99-2580	1	Cover-Tank
3	61-2790	1	Filter-Screen
4	75-3710	1	Dipstick
5	93-7499	1	Gasket
6	93-7498	1	Plug-Plastic
7	94-8166	1	O-Ring
8	92-8020	3	Adapter-Breather
9	104-3795	1	Fitting-HYD, Tee
9:1	340-65	2	O-Ring
9:2	237-146	1	O-Ring
10	68-6150	1	Breather
11	2412-111	1	Clamp
12	104-3790	1	Pump Return Hose ASM
13	104-3792	1	Hose-Suction

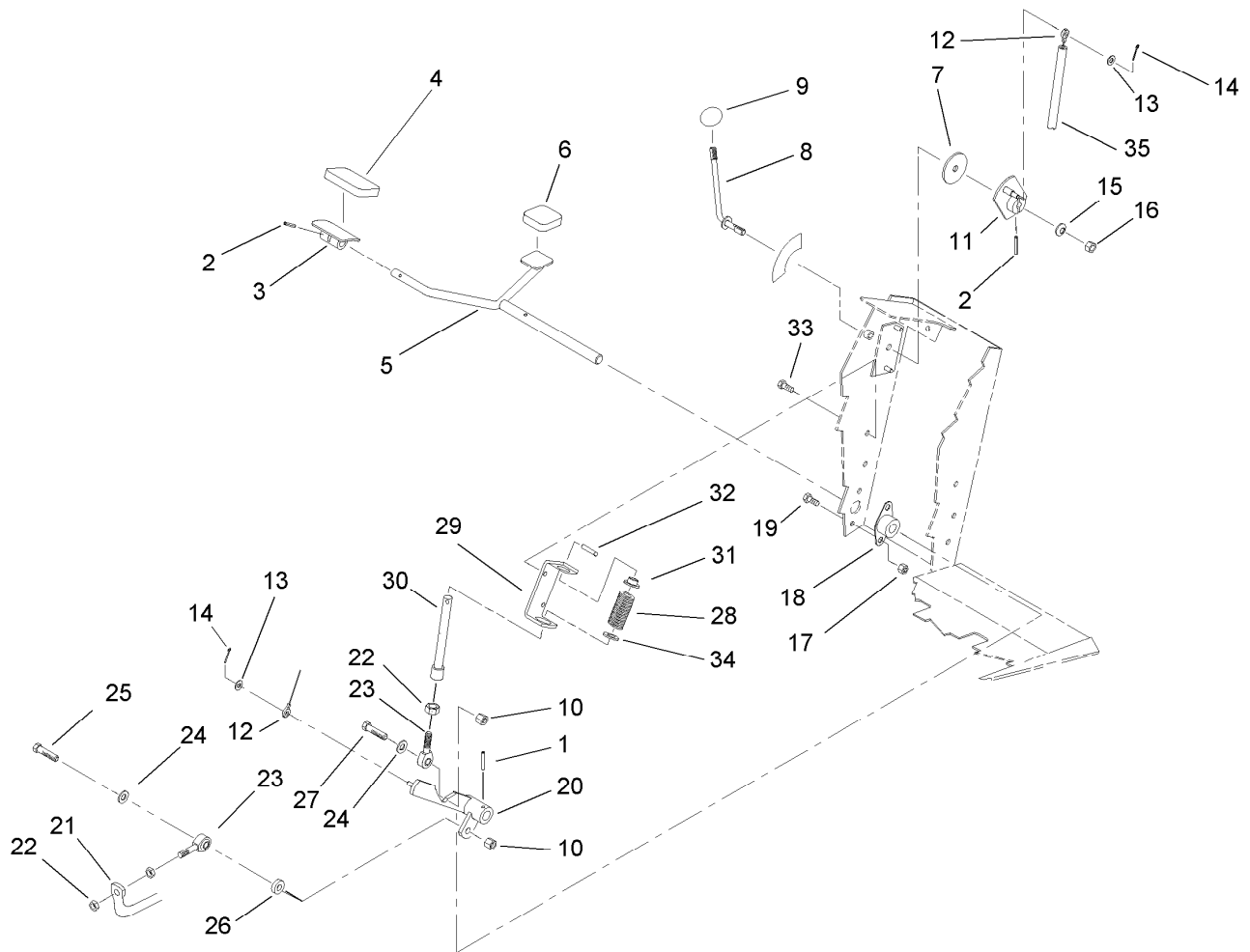
Ref.	Part Number	Qty.	Description
15	105-0131	1	Strainer-Tank, Oil
15:1	340-136	1	O-Ring
16	33105-025	3	Screw-HHF
17	63-8410	3	Washer
18	240-11	3	Bushing-Flange
19	340-98	1	Fitting-HYD, 90 DEG
19:1	237-79	1	O-Ring
19:2	237-30	1	O-Ring
20	92-7478	1	RH Motor Tube ASM
21	33104-020	6	Screw-HHF
22	353-508	1	Plug
22:1	237-42	1	O-Ring
23	104-3748	1	HYD Tank Tube ASM
23:1	340-65	1	O-Ring ●

● Not illustrated



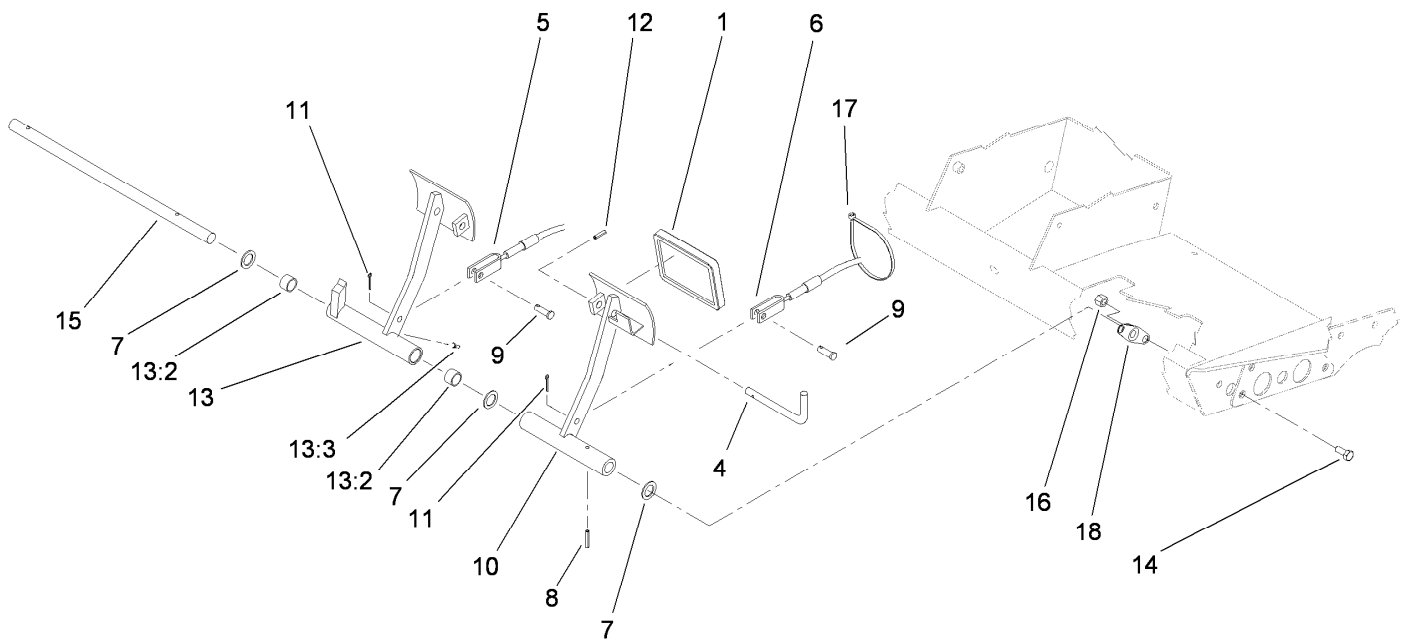
Fuel Tank Assembly

<i>Ref.</i>	<i>Part Number</i>	<i>Qty.</i>	<i>Description</i>
1	115-2038	1	Hose-Fuel
2	110-9689	1	Pipe-Stand
3	104-5228	1	Fitting-Elbow, 90 DEG
4	46-6560	2	Bushing
5	115-5305	1	Cap-Fuel
6	105-7949	1	Tank-Fuel
6:1	2412-36	1	Clamp-Hose
6:2	304-46	1	Draincock
7	240-11	3	Bushing-Flange
8	63-8410	3	Washer
9	33105-025	3	Screw-HHF
10	62-7650	1	Gasket
11	63-7640	1	Sender-Fuel
12	3253-15	5	Washer-Lock
13	32122-24	5	Screw-PTH
14	110-4102	1	Hose-Fuel
15	92-2379	1	Clamp-Hose
16	2412-80	1	Clamp-Line, Fuel



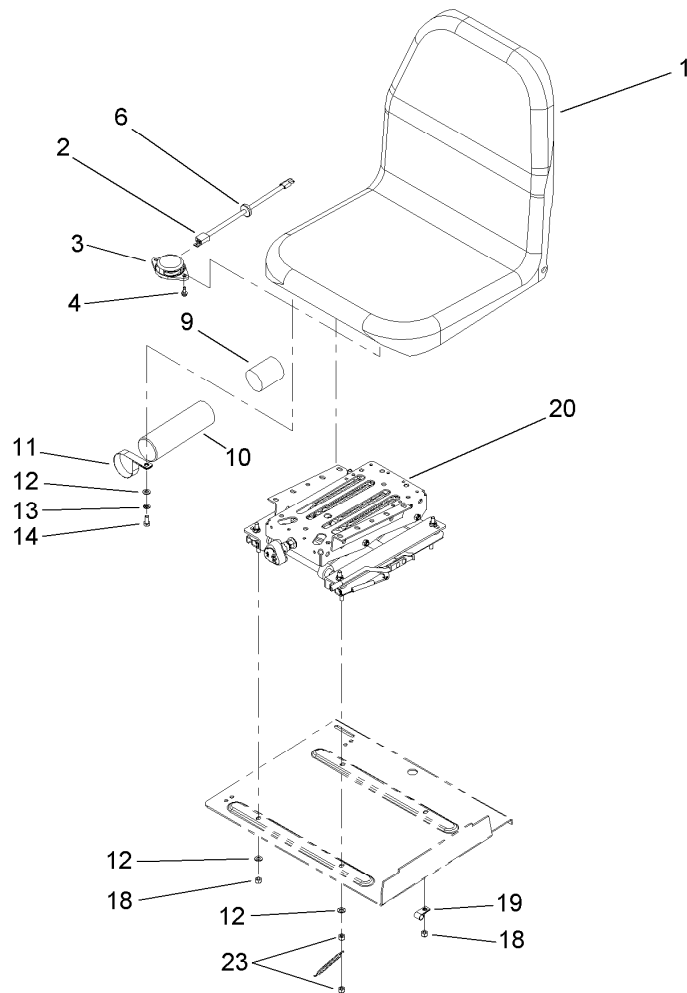
Traction Pedal Assembly

<i>Ref.</i>	<i>Part Number</i>	<i>Qty.</i>	<i>Description</i>	<i>Ref.</i>	<i>Part Number</i>	<i>Qty.</i>	<i>Description</i>
1	32121-6	1	Pin-Roll, Slotted	19	322-3	4	Screw-HH
2	32121-45	2	Pin-Spring	20	75-3270-03	1	Hub-Pivot, Traction
3	49-6440-03	1	Pedal-Forward	21	100-3893-03	1	Tube-Control, Pump
4	74-9100	1	Pad-Pedal, Forward	22	3220-3	3	Nut-HJ
5	75-2970	1	Pedal-Traction	23	2411-36	2	Bearing-End, Rod
6	74-9110	1	Pad-Pedal, Reverse	24	3256-24	2	Washer-Flat
7	75-6550	1	Disc-Friction	25	323-8	1	Screw-HH
8	75-6490	1	Lever ASM	26	5-0652	1	Spacer
9	233-42	1	Knob	27	323-29	1	Screw-HH
10	3296-59	2	Nut-Lock, NI	28	60-5700	1	Spring
11	112-5084	1	Bracket-Lever	29	92-7608-03	1	Bracket-Spring
12	75-6580	1	Cable-Pedal	30	92-7609	1	Shaft-Spring
13	3256-22	2	Washer-Flat	31	92-7610	1	Retainer-Spring
14	3272-2	2	Pin-Cotter	32	32121-11	1	Pin-Roll
15	3290-461	1	Washer-Spring	33	32144-14	2	Screw-HWHTF
16	3296-59	1	Nut-Lock, NI	34	3256-5	1	Washer-Flat
17	32128-20	4	Nut-HF	35	95-7151	1	Tube-Convolute
18	256-236	2	Bearing-Mount, Flange				



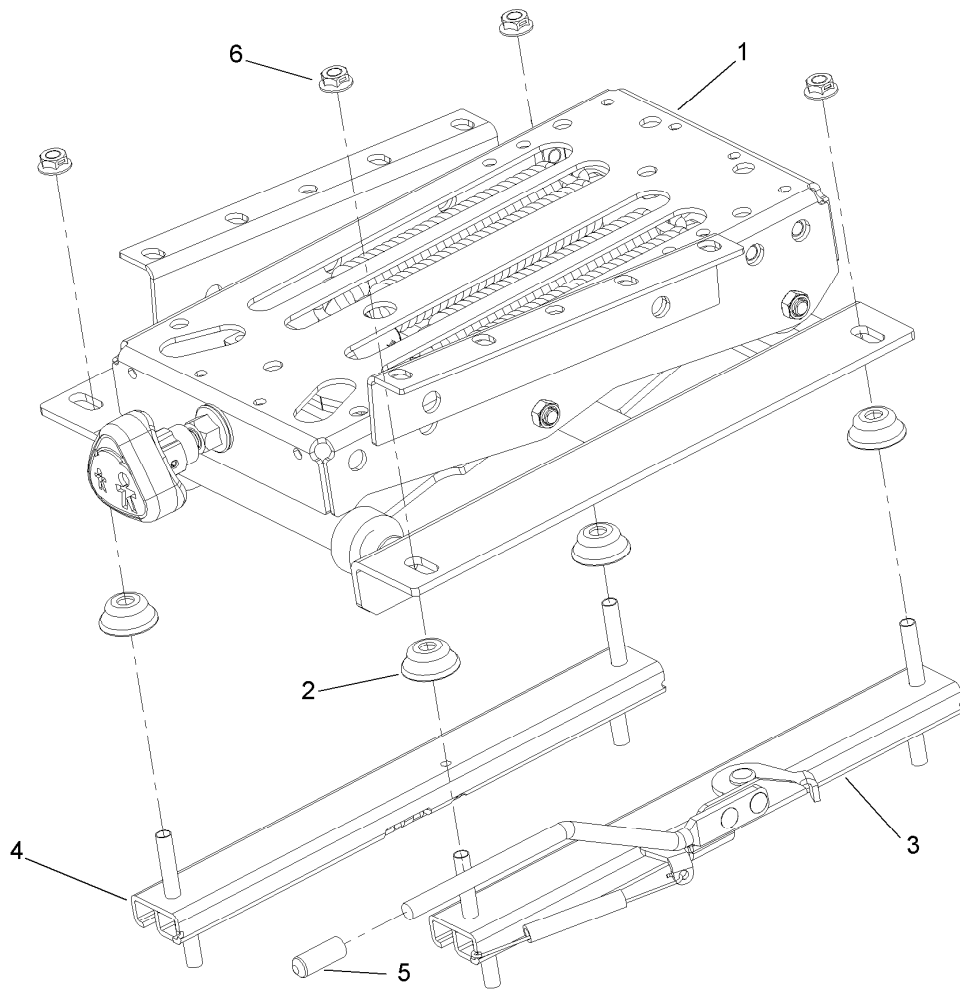
Brake Pedal Assembly

<i>Ref.</i>	<i>Part Number</i>	<i>Qty.</i>	<i>Description</i>
1	93-8742	2	Footpad-Brake
4	63-7880	1	Pin-Latch, Brake
5	92-7530	1	LH Brake Cable ASM
6	92-7529	1	RH Brake Cable ASM
7	3256-69	3	Washer-Flat
8	32121-16	1	Pin-Spring
9	283-58	2	Pin-Clevis
10	75-1440-03	1	LH Brake Pedal ASM
11	3272-10	2	Pin-Cotter
12	32121-50	1	Pin-Spring
13	75-1430	1	Pedal-Brake, RH
13:2	256-42	2	Bushing
13:3	302-5	1	Fitting-Grease
14	322-3	4	Screw-HH
15	75-1470	1	Pin-Pivot, Brake
16	32128-20	4	Nut-HF
17	3290-378	1	Tie-Cable
18	256-236	2	Bearing-Mount, Flange



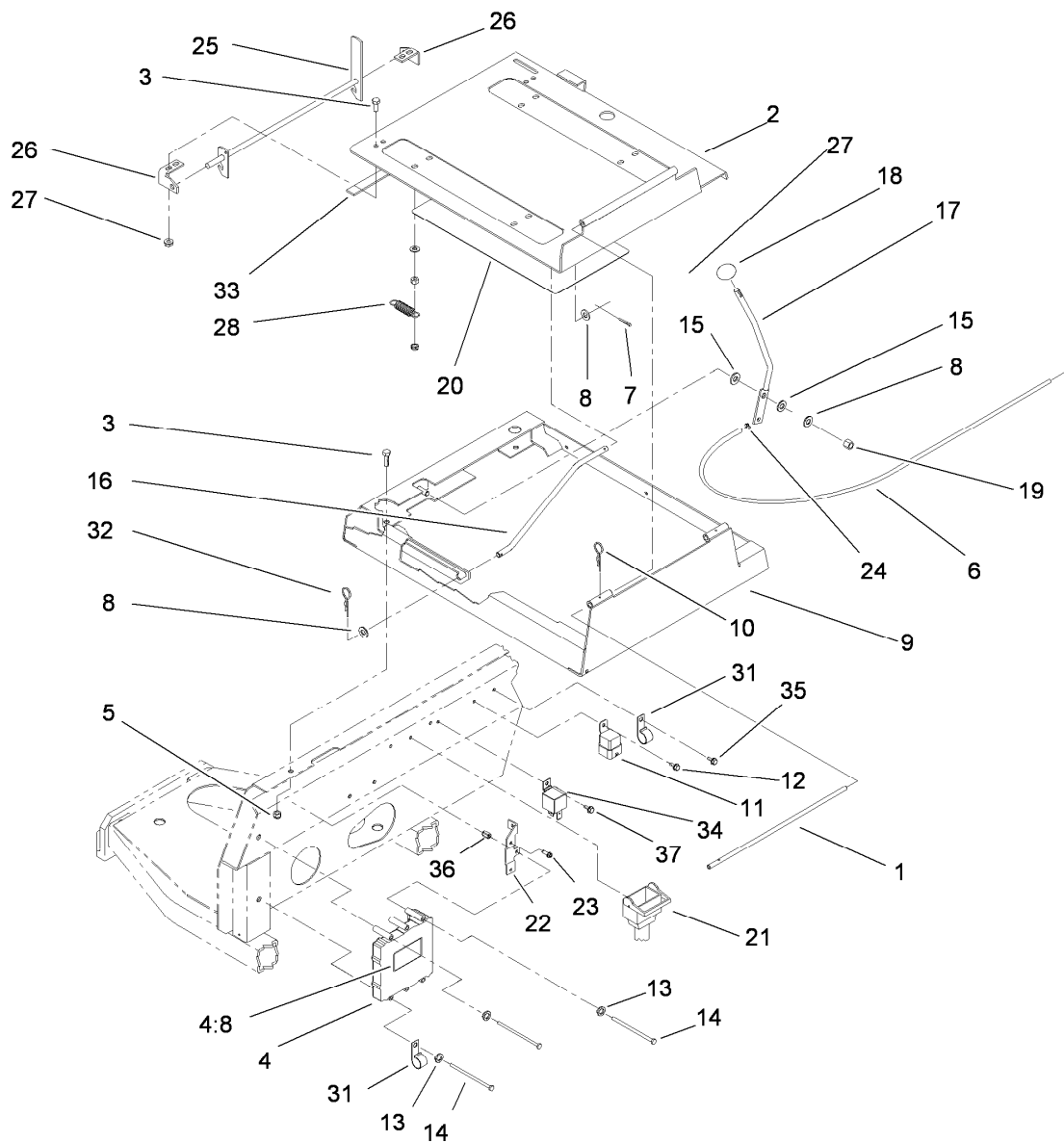
Seat and Suspension Assembly

<i>Ref.</i>	<i>Part Number</i>	<i>Qty.</i>	<i>Description</i>
1	104-4620	1	Seat
2	106-7090	1	Harness-Wire, Seat Switch
3	112-6566	1	Switch-Seat
4	32144-10	2	Screw-HWH
6	240-5	1	Grommet
9	104-7048	1	Cap-Housing
10	104-7050	1	Tube-Manual
11	2412-133	2	R-Clamp
12	3256-23	8	Washer-Flat
13	3253-4	4	Washer-Lock
14	322-3	4	Screw-HH
18	3296-29	3	Nut-Lock, NI
19	2412-93	1	Clamp-R
20	110-9730	1	Seat Suspension ASM
23	3296-47	3	Nut-Lock, NI



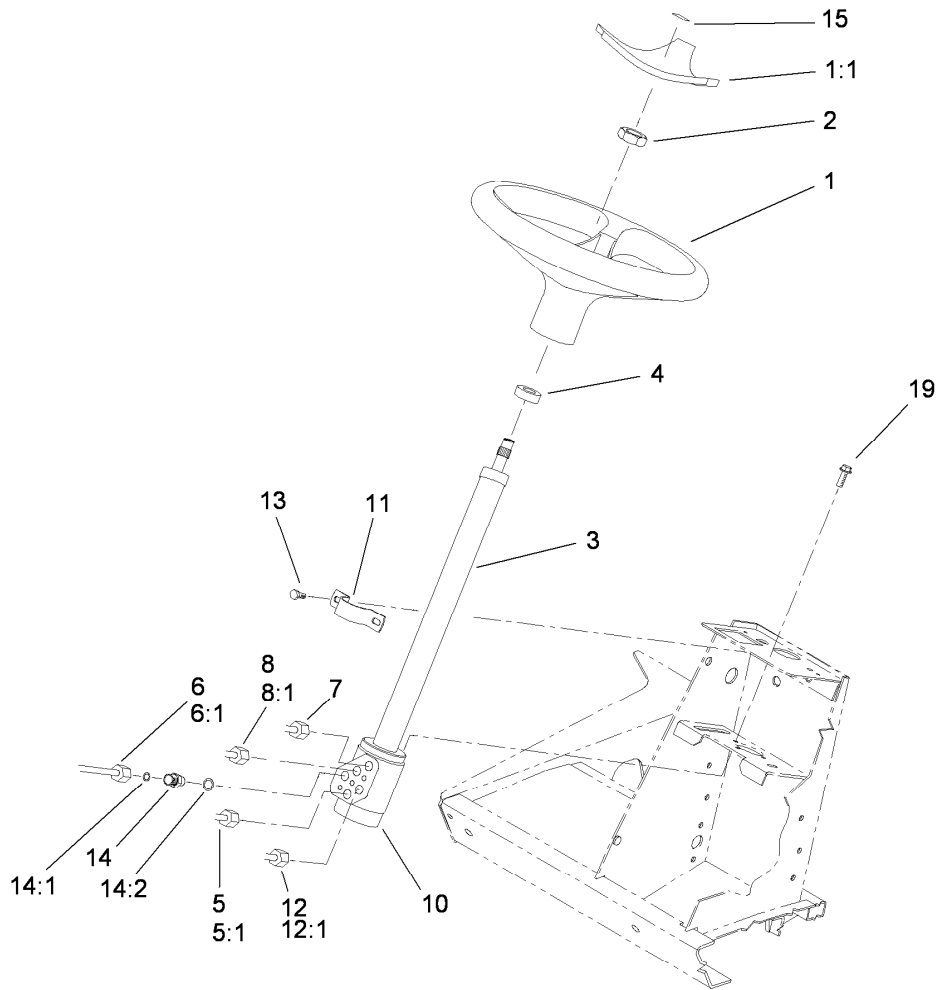
Seat Suspension Assembly No. 110-9730

<i>Ref.</i>	<i>Part Number</i>	<i>Qty.</i>	<i>Description</i>
1	110-9737	1	Suspension-Seat
2	108-6704	4	Spacer-Suspension
3	108-6702	1	Adjuster-Seat, W/Handle
4	108-6703	1	Adjuster-Seat
5	75-3570	1	Tip-Vinyl
6	32128-25	4	Nut-HF



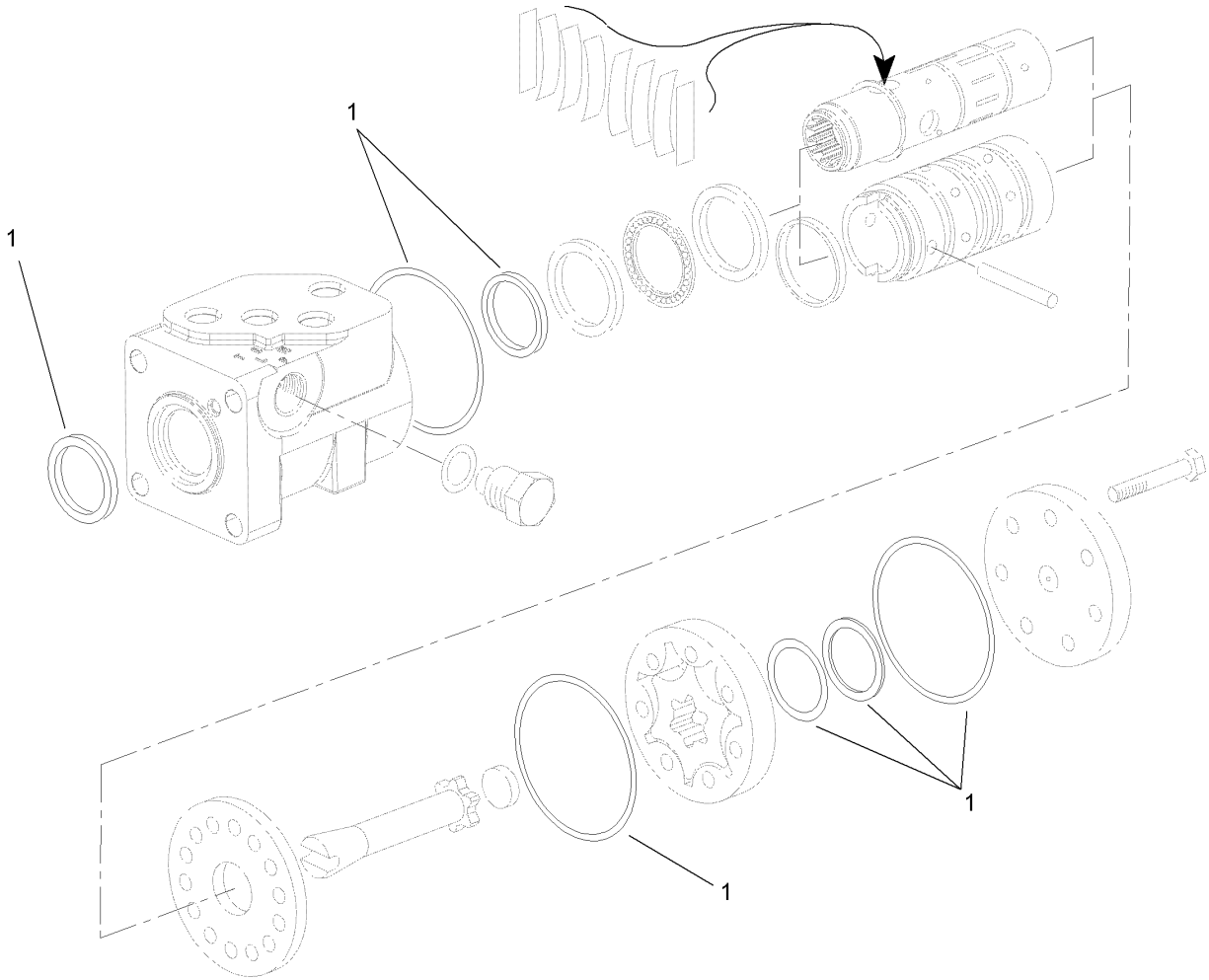
Seat Frame and Throttle Assembly

Ref.	Part Number	Qty.	Description	Ref.	Part Number	Qty.	Description
1	75-3400	1	Shaft-Pivot, Seat	19	3296-39	1	Nut-Lock, NI
2	110-0453-03	1	Seat Plate ASM	20	115-2049	1	Decal-Solenoid Information, Ce
3	322-3	8	Screw-HH	21	114-3976	1	Harness-Wire
4	92-5720	1	Controller	22	106-7789-03	1	Bracket-Controller
4:8	93-8053	1	Decal	23	49-2040	2	Screw-HWHTF
5	3296-29	4	Nut-Lock, NI	24	52-5910	1	Ring-Retaining
6	105-0102	1	Cable-Throttle	25	98-2354-03	1	Latch-Seat
7	3272-10	1	Pin-Cotter	26	98-2353	2	Bracket-Latch, Seat
8	3256-24	3	Washer-Flat	27	32128-25	4	Nut-HF
9	98-2352-03	1	Frame-Seat	28	66-4190	1	Spring-Idler, Clutch
10	3290-467	1	Pin-Hair	31	2412-150	2	Clip-J
11	70-1480	1	Relay	32	3290-307	1	Pin-Hair
12	32144-10	1	Screw-HWH	33	94-8146	1	Strip-Foam
13	3253-3	3	Washer-Lock	34	99-7435	1	Screw-Power
14	321-14	3	Screw-HH	35	32144-11	1	Screw-HWHTF
15	66-2920	2	Washer-Friction	36	32148-6	1	Insert-Nut
16	75-3690-03	1	Rod-Frame, Seat	37	32144-1	1	Screw-Taptite
17	93-7598	1	Lever-Throttle				
18	233-42	1	Knob				



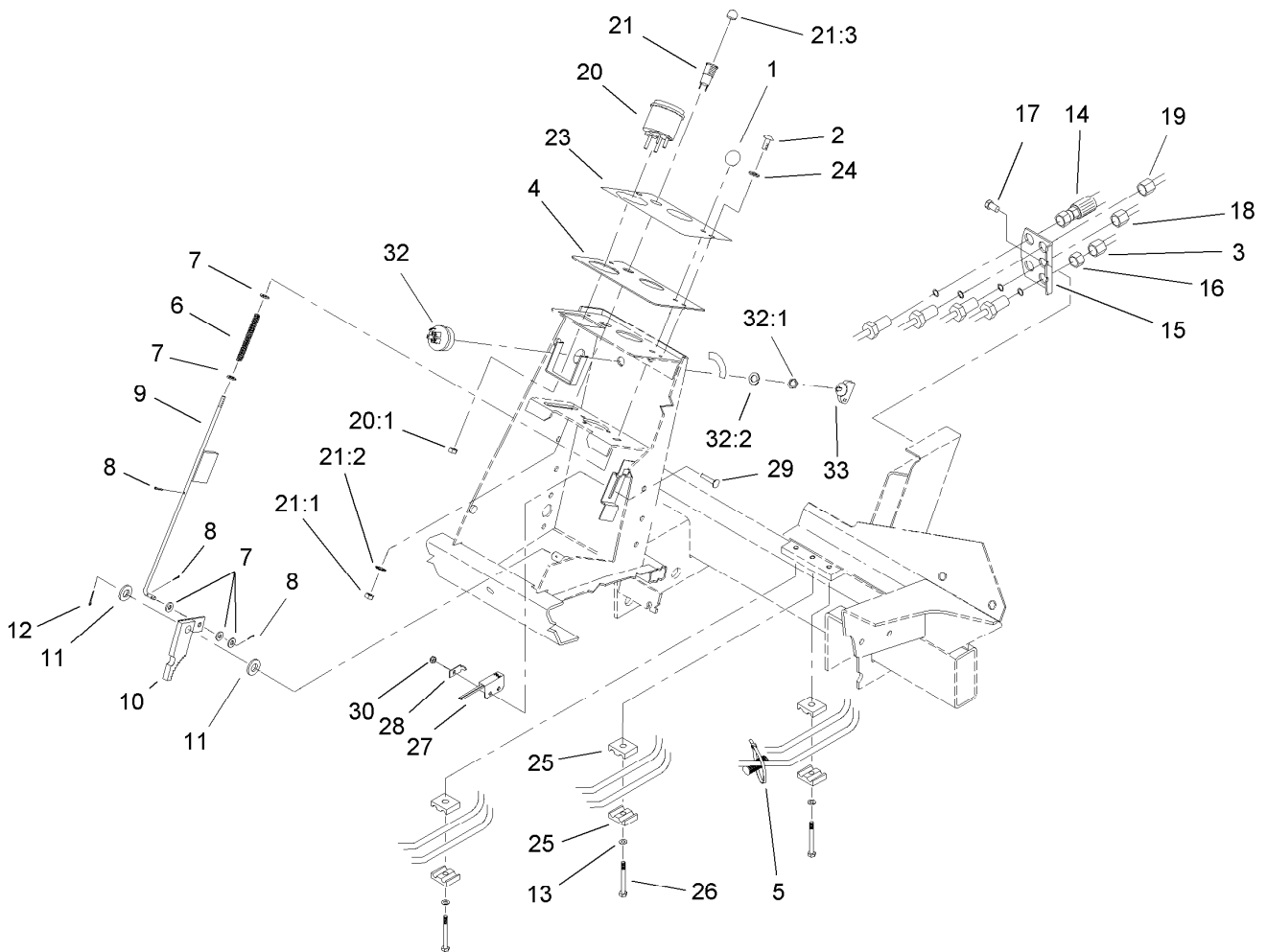
Steering Wheel Assembly

<i>Ref.</i>	<i>Part Number</i>	<i>Qty.</i>	<i>Description</i>
1	98-1471	1	Wheel-Steering
1:1	98-1468	1	Cover-Wheel, Steering
2	107-2562	1	Nut-Hex
3	94-9951	1	Column-Steering
4	21-9260	1	Cover-Dust
5	94-3059	1	HYD Tube ASM
5:1	237-22	1	O-Ring
6	104-3733	1	Front In Straight Tube ASM
6:1	237-22	1	O-Ring
7	104-3737	1	Front Out Straight Tube ASM
8	94-3060	1	HYD Tube ASM
8:1	237-22	1	O-Ring
10	114-5073	1	Steering Control ASM
11	75-2810	1	Bracket-Column, Steering
12	94-3071	1	HYD Tube ASM
12:1	237-22	1	O-Ring
13	3234-7	2	Screw-HHF
14	340-2	5	Fitting-HYD, Straight
14:1	237-22	1	O-Ring
14:2	237-42	1	O-Ring
15	98-1459	1	Decal
19	33103-020	3	Screw-HHF



Steering Valve Assembly No. 114-5073

<i>Ref.</i>	<i>Part Number</i>	<i>Qty.</i>	<i>Description</i>
1	108-1519	1	Seal Kit

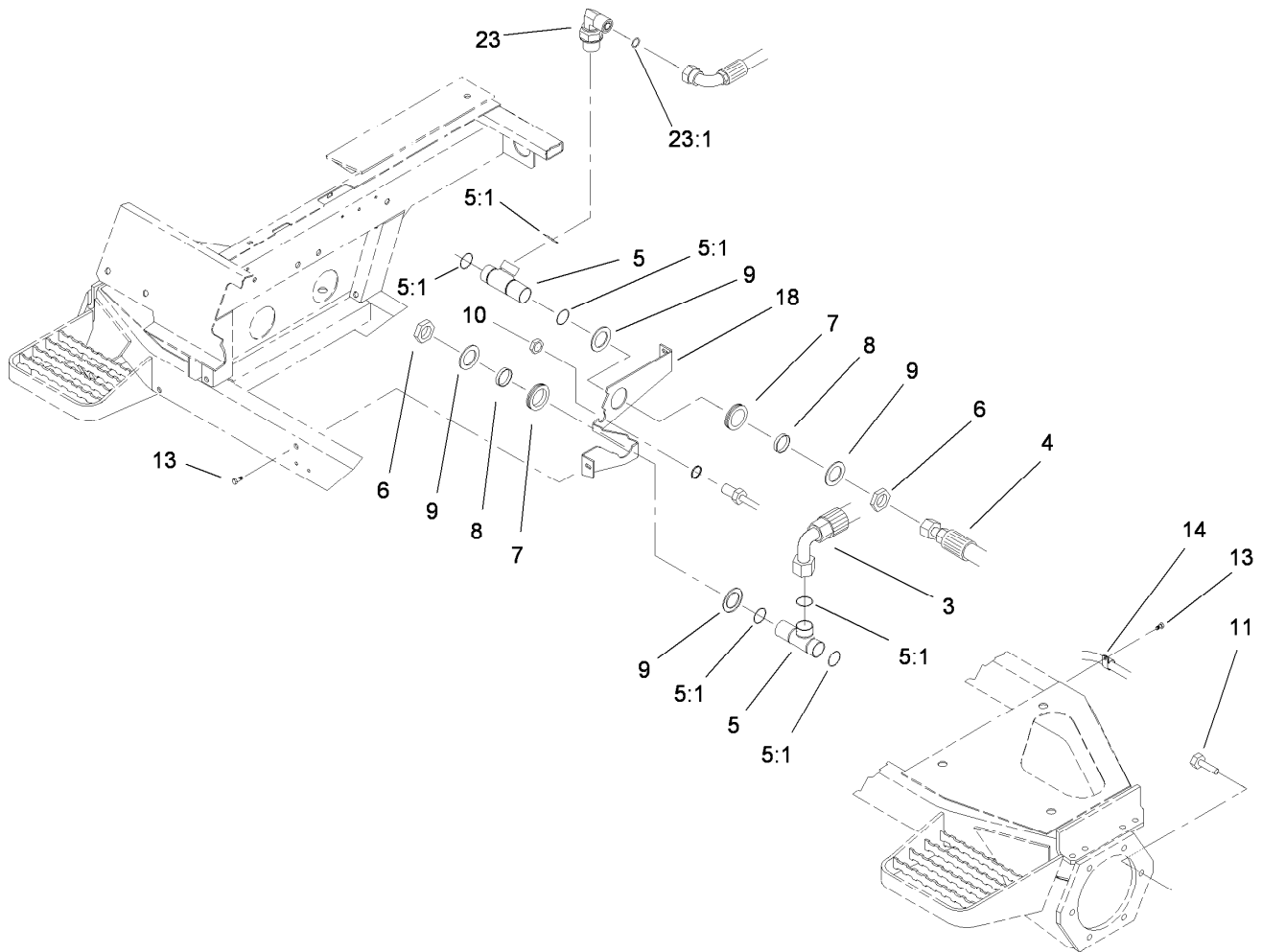


Steering Tower Assembly

Ref.	Part Number	Qty.	Description	Ref.	Part Number	Qty.	Description
1	233-17	1	Knob	19:1	237-22	1	O-Ring ●
2	87-6620	2	Screw	20	105-3304	1	Speedometer
3	104-3738	1	HYD Tube ASM	20:1	3296-1	4	Nut-Lock
3:1	237-22	2	O-Ring ●	21	44-2210	1	Light-Indicator, Red
4	93-7998-03	1	Plate-Instrument	21:1	218-535	1	Nut-Hex
5	3290-379	1	Tie-Cable	21:2	218-536	1	Washer-Lock
6	95-1821-03	1	Spring-Compression	21:3	218-533	1	Lens
7	3256-22	5	Washer-Flat	21:4		1	Bulb ■
8	3272-5	3	Pin-Cotter	23	93-1263	1	Decal-Tower
9	104-1492	1	Rod ASM	24	3256-1	2	Washer-Flat
10	63-7900-03	1	Rack ASM	25	56-7973	6	Clamp-Tube
11	3256-26	2	Washer-Flat	26	322-6	3	Screw-HH
12	3272-10	1	Pin-Cotter	27	100-1270	1	Switch-Proximity
13	3256-23	3	Washer-Flat	28	100-4872	1	Plate-Switch, Neutral
14	105-7926	1	Steering Hose ASM	29	3229-34	1	Screw-CARR
15	92-7606-03	1	Bracket-Bulkhead	30	3296-2	1	Nut-Lock, NI
16	340-70	4	Nut-Lock	32	104-2541	1	Switch ASM
17	32144-14	2	Screw-HWHTF	32:1	218-461	1	Nut-HH
18	104-3745	1	RH Rear Straight Tube ASM	32:2	3254-5	1	Washer-Tooth, Internal
18:1	237-22	1	O-Ring ●	33	63-8360	2	Key-Ignition
19	104-3746	1	Rear In Straight Tube ASM				

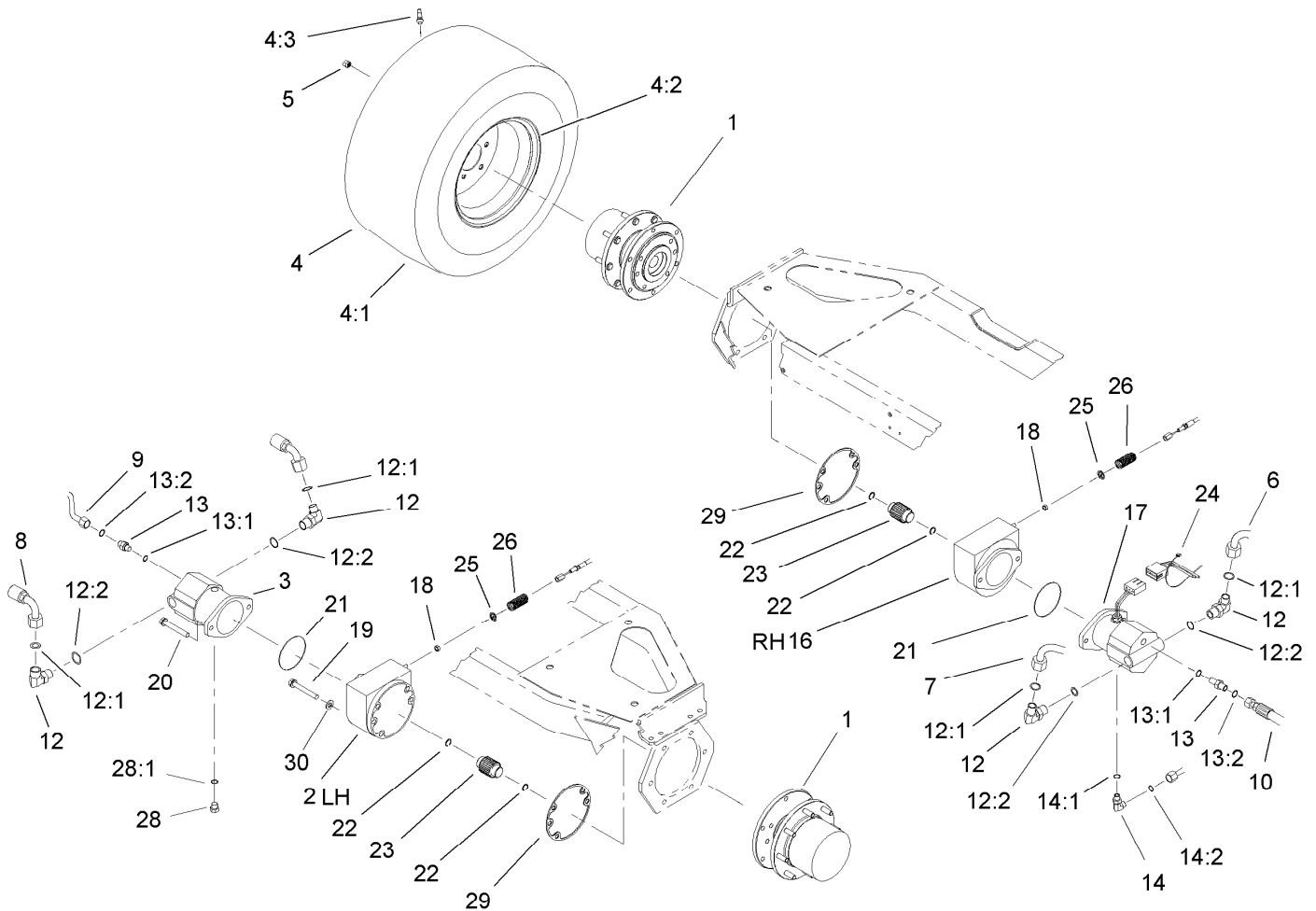
● Not illustrated

■ Not serviced separately



Front Hydraulic Drive Assembly

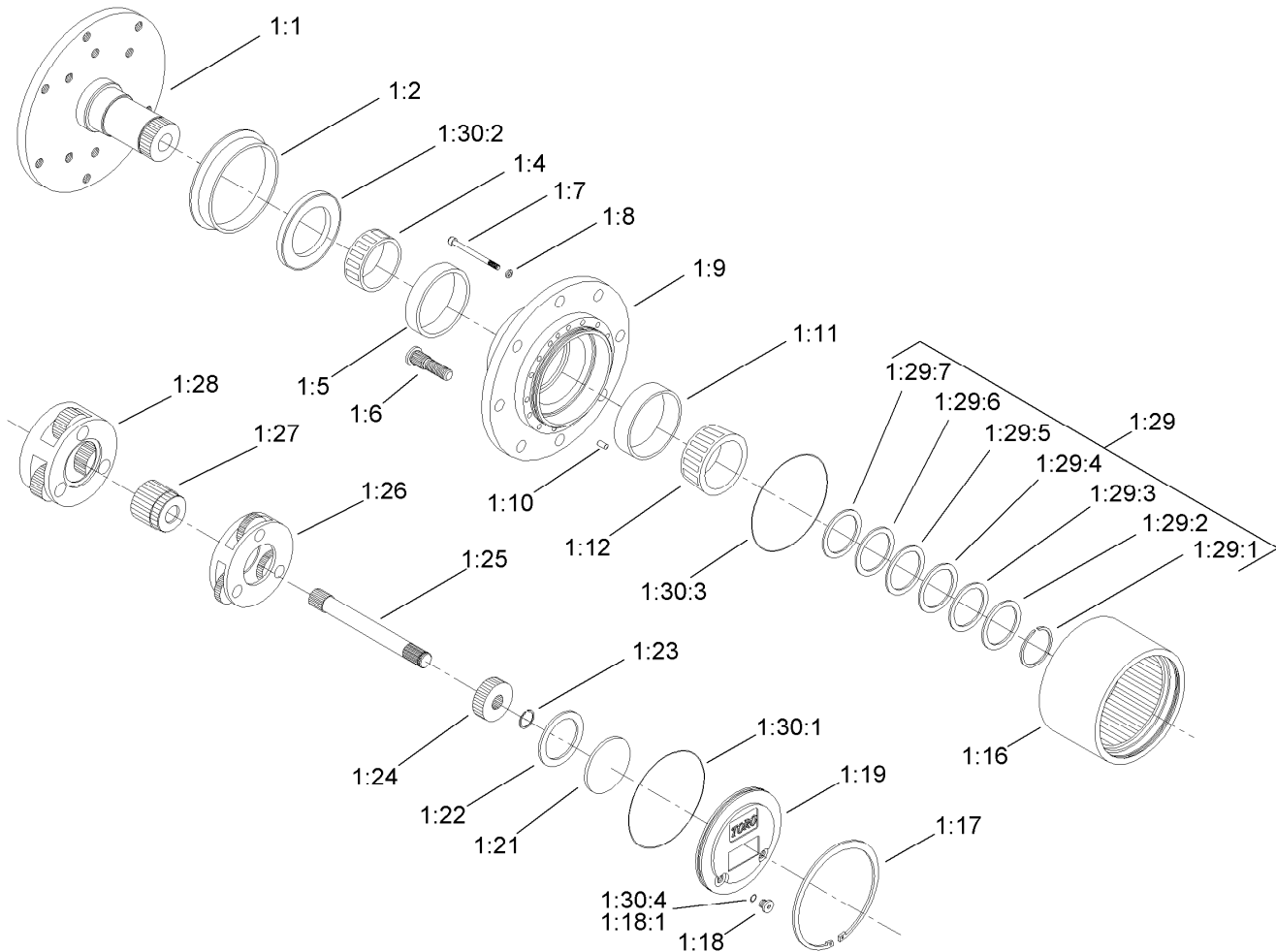
Ref.	Part Number	Qty.	Description
3	105-7922	1	Hyd Hose ASM
4	92-7486	1	HYD Hose ASM
5	92-7550	2	Fitting-Tee, Bulkhead
5:1	340-65	3	O-Ring
6	340-128	2	Nut-Bulkhead
7	240-2	2	Grommet-Rubber
8	69-8950	2	Spacer
9	69-8920	4	Washer
10	340-127	1	Nut-Bulkhead
11	33106-030	12	Screw-HHF
13	32144-14	5	Screw-HWHTF
14	2412-93	2	Clamp-R
18	92-7455-03	1	Plate-Bulkhead
23	92-7645	1	Fitting-Swivel, 90 DEG
23:1	340-65	1	O-Ring



Front Axle and Brake Assembly

Ref.	Part Number	Qty.	Description	Ref.	Part Number	Qty.	Description
1	105-4500-03	2	Planetary ASM	14	340-98	1	Fitting-HYD, 90 DEG
2	100-3070-03	1	Brake ASM	14:1	237-79	1	O-Ring
3	92-7385	1	HYD Motor ASM	14:2	237-30	1	O-Ring
4		2	Wheel And Tire ASM ●	16	100-3069-03	1	Brake ASM
4:1	95-3465	1	Tire	17	93-7476	1	HYD Motor ASM
4:2	115-8037	1	Wheel	18	3218-4	2	Nut-Jam
4:3	232-24	1	Stem-Valve	19	33106-090	8	Screw-HHF
5	92-7483	16	Nut-Lug	20	33116-120	4	Screw-HH
6	92-7475	1	Traction Tube ASM	21	237-166	2	O-Ring
7	92-7476	1	Traction Tube ASM	22	93-7972	4	Ring-Retaining, Internal
8	92-7487	1	HYD Hose ASM	23	100-3046	2	Shaft-Brake, Splined
9	92-7477	1	Motor Drain Tube ASM	24	3290-378	2	Tie-Cable
10	92-7488	1	HYD Hose ASM	25	94-3050	2	Plate-Spring
12	340-142	4	Fitting-HYD, 90 DEG	26	94-3088	2	Spring-Compression
12:1	237-58	1	O-Ring	28	353-550	1	Plug-HYD, HH
12:2	237-81	1	O-Ring	28:1	237-79	1	O-Ring
13	340-5	2	Fitting-Straight	29	93-7984	2	Gasket
13:1	237-42	1	O-Ring	30	3256-26	4	Washer-Flat
13:2	237-30	1	O-Ring				

● Not serviced separately

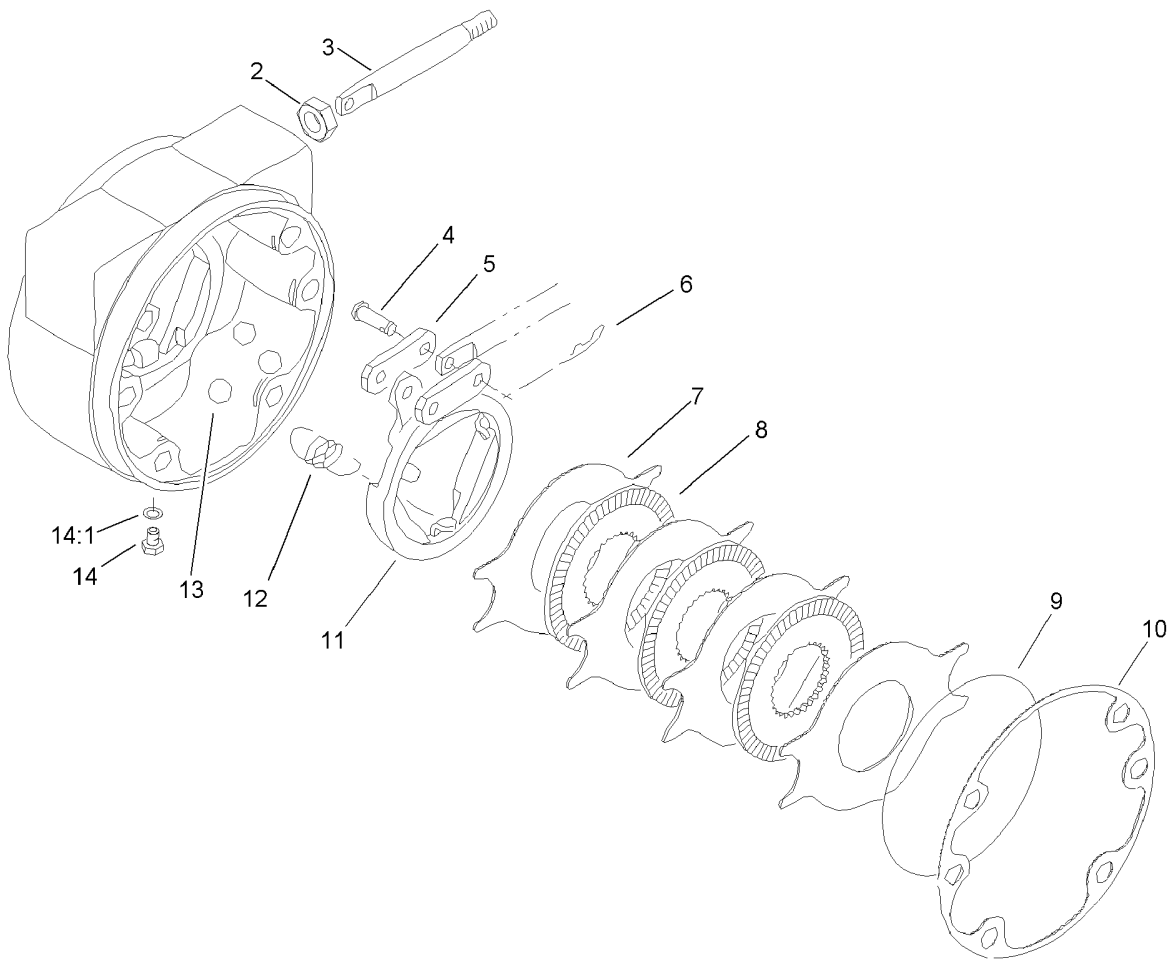


Planetary Assembly No. 105-4500-03

Ref.	Part Number	Qty.	Description	Ref.	Part Number	Qty.	Description
1:1		1	Spindle ■	1:24	105-8114	1	Gear-Primary
1:2	105-8122	1	Seal-Boot	1:25	105-8115	1	Shaft-Drive
1:4	105-8120	1	Bearing-Cone	1:26	105-8129	1	Primary Carrier ASM
1:5	105-8119	1	Bearing-Cup	1:27	105-8139	1	Gear-Secondary
1:6	105-8124	8	Stud-Wheel	1:28	105-8130	1	Secondary Carrier ASM
1:7	105-8125	16	Bolt-Head, Socket	1:29	105-8136	1	Shim Kit
1:8	3253-18	16	Washer-Lock	1:29:1		1	Ring-Snap ■
1:9		1	Housing ■	1:29:2		1	Shim-Bearing, 2.9Mm ■
1:10	105-8121	1	Pin-Dowel	1:29:3		1	Shim-Bearing, 2.8Mm ■
1:11	105-8117	1	Bearing-Cup	1:29:4		1	Shim-Bearing, 2.7Mm ■
1:12	105-8118	1	Bearing-Cone	1:29:5		1	Shim-Bearing, 2.6Mm ■
1:16	105-8113	1	Gear-Ring	1:29:6		1	Shim-Bearing, 2.5Mm ■
1:17	105-8132	1	Ring-Retaining	1:29:7		1	Shim-Bearing, 2.4Mm ■
1:18	353-990	2	Plug	1:30	105-8137	1	Seal Kit ●
1:18:1	237-78	1	O-Ring	1:30:1		1	O Ring-Flange Cap ■
1:19	105-8138	1	Cap-End	1:30:2		1	Seal-Oil ■
1:21	105-8133	1	Plug-Thrust	1:30:3		2	O Ring-End Cap ■
1:22	105-8123	1	Washer-Thrust	1:30:4	237-78	2	O-Ring
1:23	105-8131	1	Ring-Retaining				

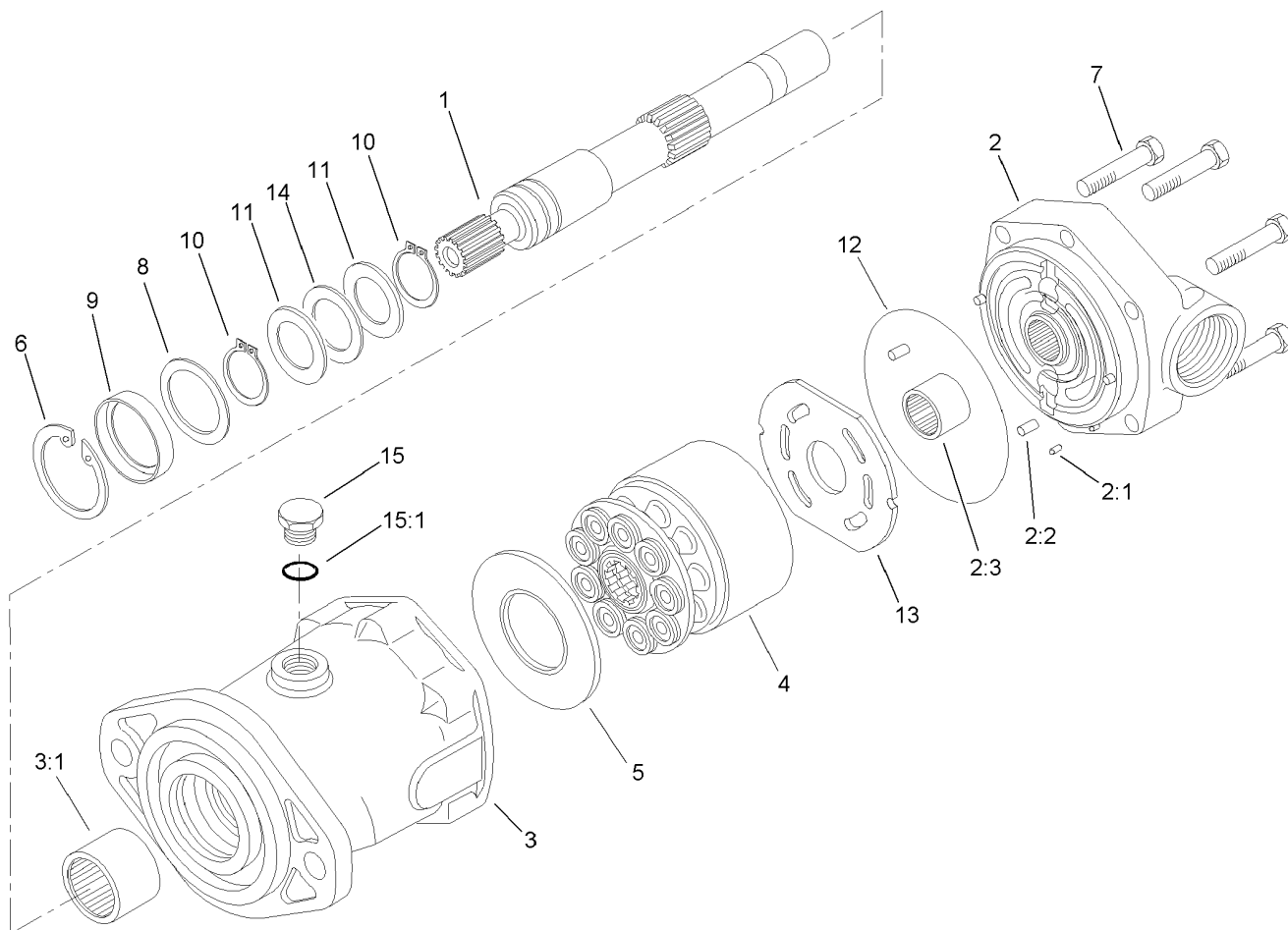
● Not illustrated

■ Not serviced separately



Brake Assembly No. 100-3070-03

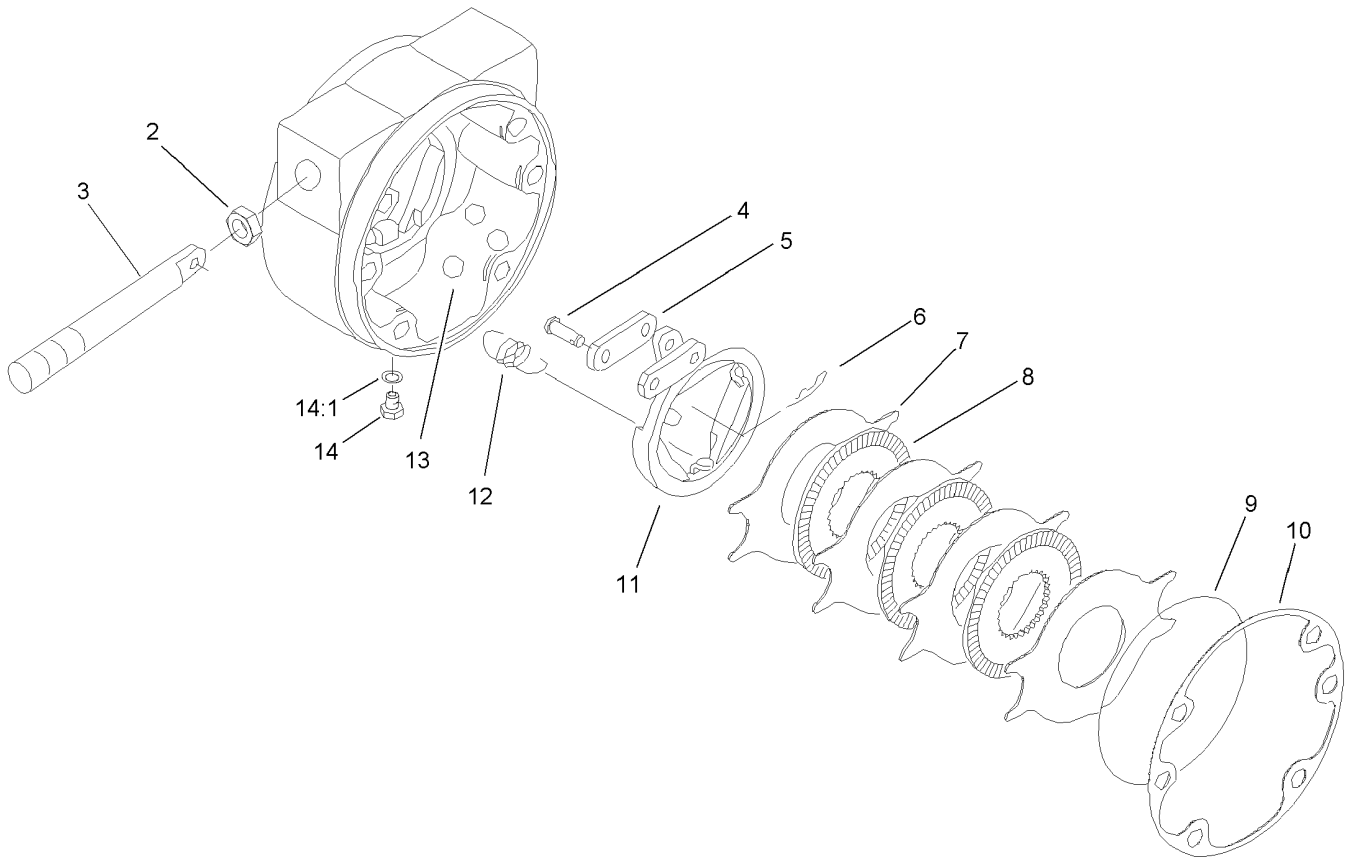
<i>Ref.</i>	<i>Part Number</i>	<i>Qty.</i>	<i>Description</i>
2	93-7977	1	Seal
3	93-7978	1	Rod-Pull
4	93-7983	2	Pin-Clevis
5	93-7980	2	Link
6	93-7979	2	Pin-Hitch
7	93-7986	4	Disc-Stationary
8	104-4278	3	Disc-Rotating
9	93-7976	1	Ring-Retaining
10	93-7984	1	Gasket
11	104-4279	1	Actuator-Rotating
12	93-7987	3	Spring-Extension
13	93-7985	3	Ball
14	353-990	2	Plug
14:1	237-78	1	O-Ring



Hydraulic Motor Assembly No. 92-7385

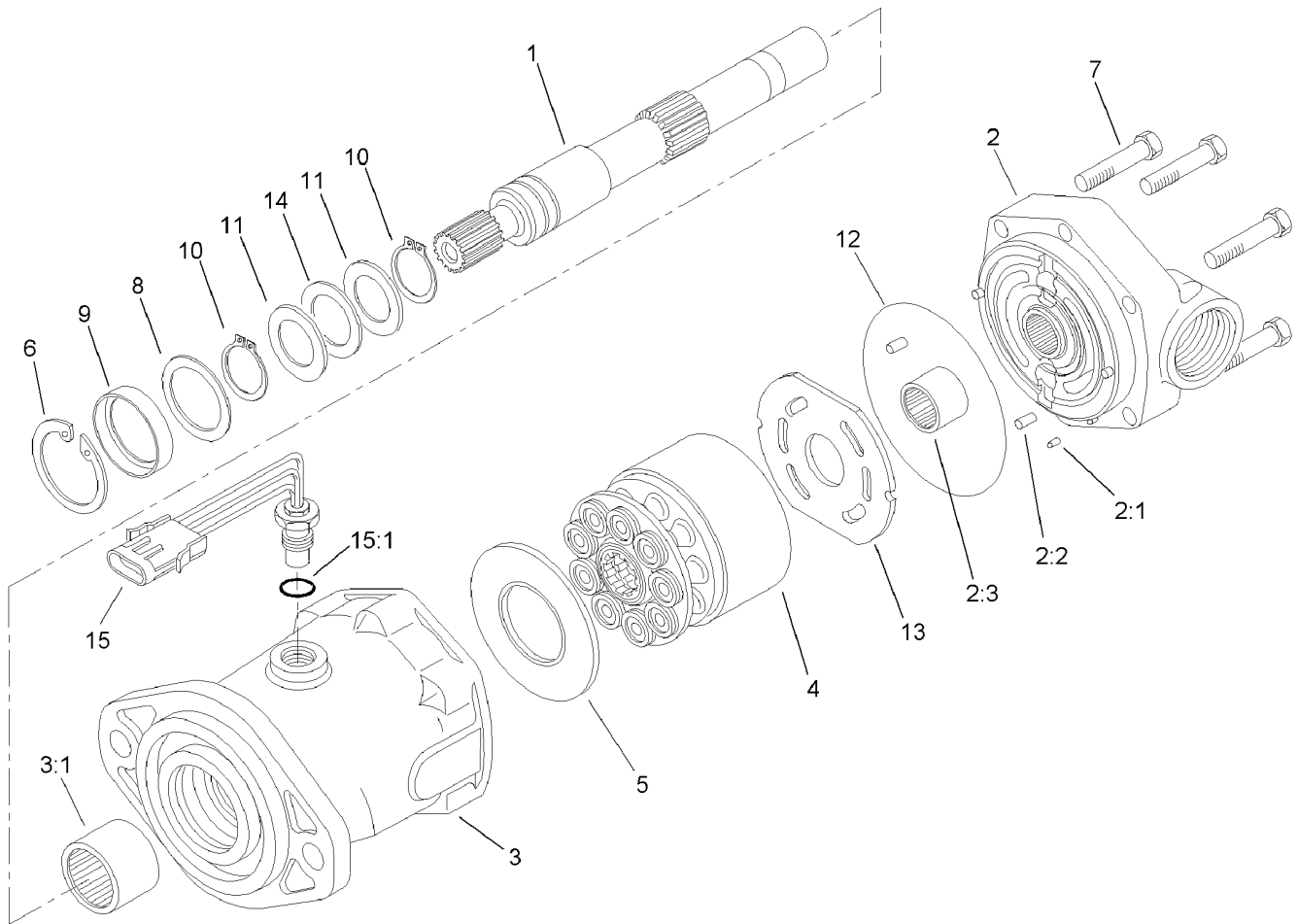
Ref.	Part Number	Qty.	Description
1	94-3004	1	Shaft-Drive, Splined
2	94-3005	1	Backplate ASM
2:1		1	Pin-Dowel ●
2:2		3	Pin-Dowel ●
2:3		1	Bearing-Needle ●
3	94-3006	1	Housing ASM
3:1		1	Bearing-Needle ●
4	76-6910	1	Rotating Kit
5	76-6970	1	Insert-Plate, Cam
6	76-7010	1	Ring-Retaining
7	94-3002	6	Capscrow
8	60-6240	1	Washer
9	105-3331	1	Seal-Shaft
10	76-7000	2	Ring-Retaining
11	76-6950	2	Race-Thrust
12	76-6980	1	O-Ring
13	94-3003	1	Plate-Valve
14	76-6960	1	Bearing-Thrust
15	94-3009	1	Plug
15:1		1	O-Ring ●

● Not serviced separately



Brake Assembly No. 100-3069-03

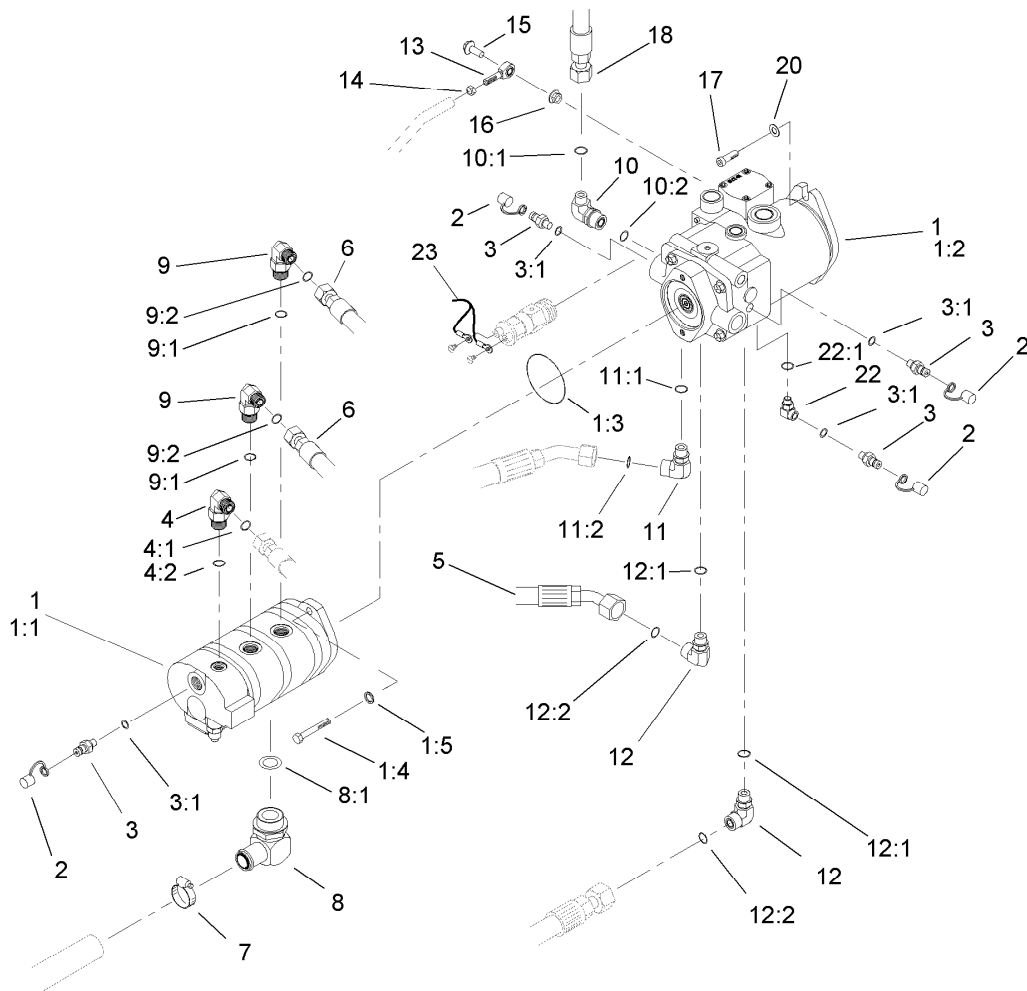
<i>Ref.</i>	<i>Part Number</i>	<i>Qty.</i>	<i>Description</i>
2	93-7977	1	Seal
3	93-7978	1	Rod-Pull
4	93-7983	2	Pin-Clevis
5	93-7980	2	Link
6	93-7979	2	Pin-Hitch
7	93-7986	4	Disc-Stationary
8	104-4278	3	Disc-Rotating
9	93-7976	1	Ring-Retaining
10	93-7984	1	Gasket
11	104-4280	1	Actuator-Rotating
12	93-7987	3	Spring-Extension
13	93-7985	3	Ball
14	353-990	2	Plug
14:1	237-78	1	O-Ring



Hydraulic Motor Assembly No. 93-7476

Ref.	Part Number	Qty.	Description
1	94-3004	1	Shaft-Drive, Splined
2	94-3005	1	Backplate ASM
2:1		1	Pin-Dowel ●
2:2		3	Pin-Dowel ●
2:3		1	Bearing-Needle ●
3	94-3006	1	Housing ASM
3:1		1	Bearing-Needle ●
4	76-6910	1	Rotating Kit
5	76-6970	1	Insert-Plate, Cam
6	76-7010	1	Ring-Retaining
7	94-3002	6	Cap screw
8	60-6240	1	Washer
9	105-3331	1	Seal-Shaft
10	76-7000	2	Ring-Retaining
11	76-6950	2	Race-Thrust
12	76-6980	1	O-Ring
13	94-3003	1	Plate-Valve
14	76-6960	1	Bearing-Thrust
15	94-3010	1	Sensor-Speed, Pickup
15:1		1	O-Ring ●

● Not serviced separately

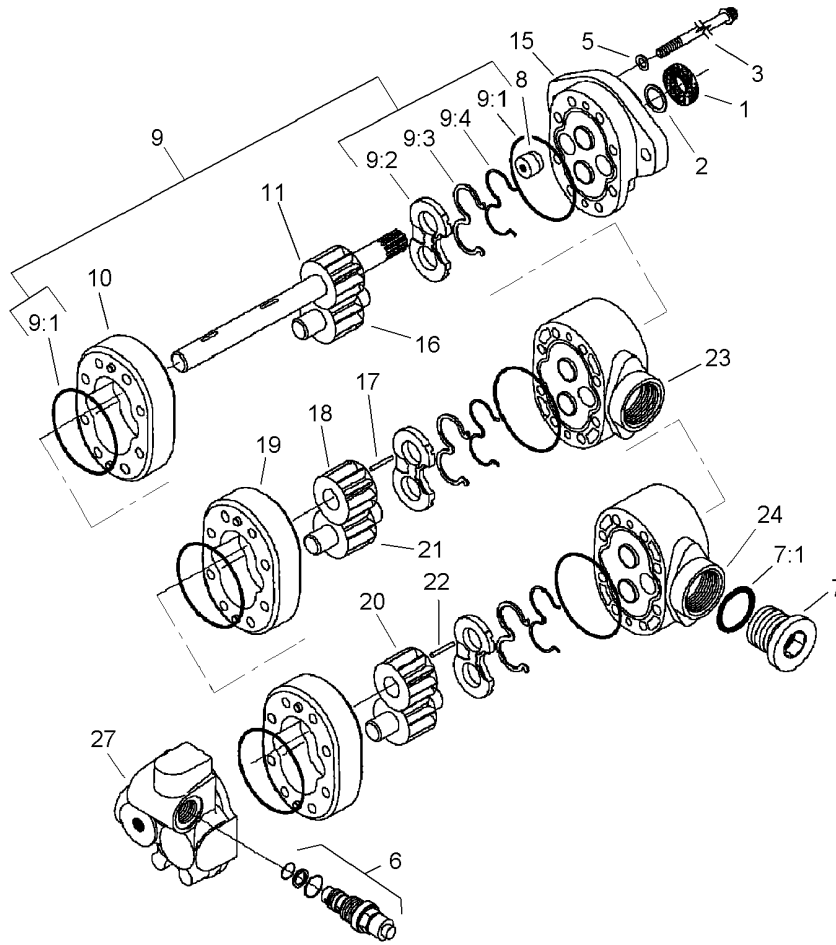


Hydraulic Pump Installation

Ref.	Part Number	Qty.	Description
1		1	Tandem Pump ASM ●
1:1	115-8031	1	Pump-Gear
1:2	110-0006	1	Pump-Piston
1:3	60-3520	1	O-Ring
1:4	323-7	2	Screw-HH
1:5	105-9762	2	Washer
2	354-79	4	Cap-Dust
3	354-77	4	Fitting-Quick
3:1	237-78	1	O-Ring
4	340-77	1	Fitting-HYD, 90 DEG
4:1	237-22	1	O-Ring
4:2	237-42	1	O-Ring
5	105-7921	1	HYD Hose ASM
6	105-7927	2	HYD Hose ASM
7	2412-111	1	Clamp
8	92-7526	1	Fitting-HYD, 90 DEG
8:1	237-101	1	O-Ring
9	340-105	2	Fitting-HYD, 90 DEG
9:1	237-80	1	O-Ring
9:2	237-30	1	O-Ring

Ref.	Part Number	Qty.	Description
10	340-15	1	Fitting-HYD, 90 DEG
10:1	237-58	1	O-Ring
10:2	237-146	1	O-Ring
11	104-3796	1	Fitting-HYD, 90 DEG
11:1	237-81	1	O-Ring
11:2	340-65	1	O-Ring
12	340-129	2	Fitting-HYD, 90 DEG
12:1	237-146	1	O-Ring
12:2	340-65	1	O-Ring
13	2411-36	1	Bearing-End, Rod
14	3220-3	1	Nut-HJ
15	3234-11	1	Screw-HHF
16	3296-59	1	Nut-Lock, NI
17	325-6	2	Screw-HH
18	104-3789	1	Filter Hose ASM
20	87-7270	2	Washer-Thrust
22	75-6640	1	Fitting-HYD, Special
22:1	237-78	1	O-Ring
23	105-0122	1	Harness-Wire

● Not serviced separately

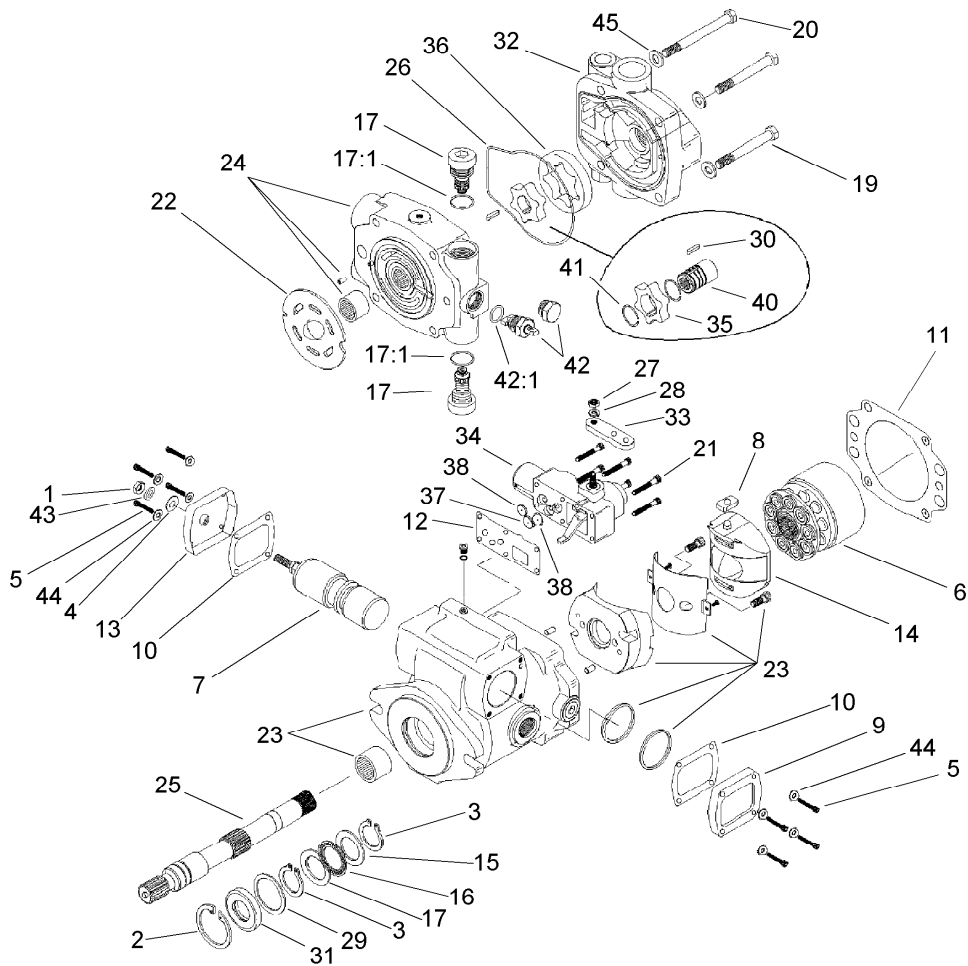


Gear Pump Assembly No. 115-8031

<i>Ref.</i>	<i>Part Number</i>	<i>Qty.</i>	<i>Description</i>	<i>Ref.</i>	<i>Part Number</i>	<i>Qty.</i>	<i>Description</i>
1	49-2640	1	Seal-Shaft	11		1	Drive Gear ASM ■
2	60-5890	1	Washer	15		1	Front Plate ASM ■
3	105-2898	8	Screw-Cap	16		1	Gear-Idler ■
5	74-8920	4	Washer-Copper	17		1	Key ■
6	115-8032	1	Relief Valve	18		1	Gear ■
7	94-3013	1	Plug	19		1	Body ■
7:1		1	O-Ring ■	20		1	Gear ■
8	94-3011	1	Plug	21		1	Gear-Idler ■
9	94-3015	1	Seal Kit	22		1	Key ■
9:1		3	Gasket-Back Up ■	23		1	Plate-Adaptor ■
9:2		3	Seal-Balance ■	24		1	Plate-Adaptor ■
9:3	49-2640	1	Seal-Shaft	27		1	Body ■
9:4	60-5890	1	Washer	99	107-4328	1	Front Plate Kit ●
10		1	Body ■				

● Not illustrated

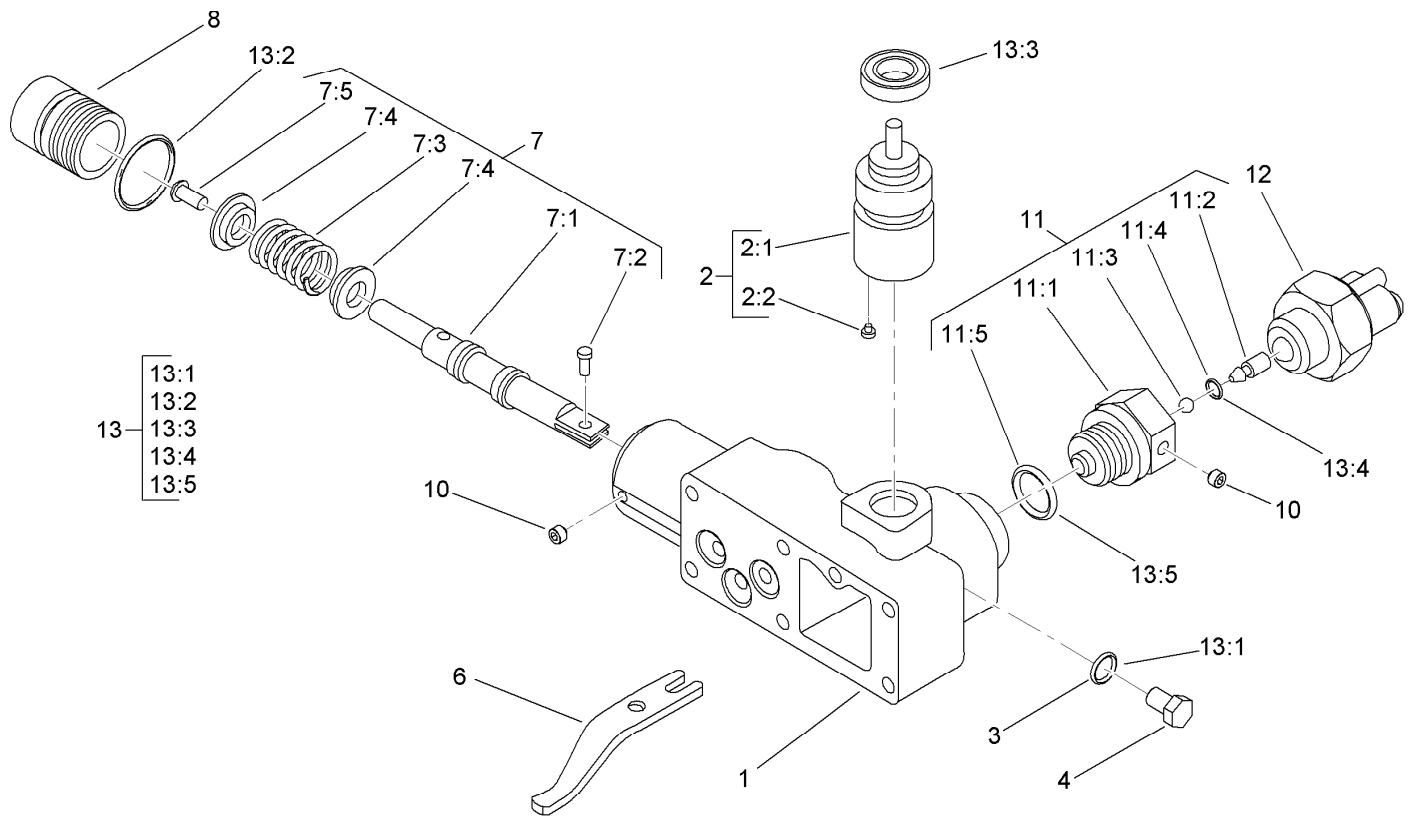
■ Not serviced separately



Piston Pump Assembly No. 110-0006

Ref.	Part Number	Qty.	Description	Ref.	Part Number	Qty.	Description
1	3220-2	1	Nut-Jam	24	105-8149	1	Endcover ASM
2	60-6260	1	Ring	25	94-3020	1	Shaft-Drive
3	76-7000	2	Ring-Retaining	26	105-2905	1	O-Ring
4	94-3027	1	Washer-Seal	27	3217-5	1	Nut-Hex
5	93-6337	8	Screw	28	3253-3	1	Washer-Lock
6	99-8701	1	Rotating Kit	29	60-6240	1	Washer
7	105-4572	1	Servo Piston ASM	30	107-4442	1	Key
8	94-3032	1	Follower-Piston	31	105-3331	1	Seal-Shaft
9	94-3033	1	Plate-Cover	32	105-2907	1	Charge Pump Adapter ASM
10	93-6339	2	Gasket	33	110-0036	1	Arm-Control
11	105-2900	1	Gasket-Housing	34	108-1503	1	Manual Servo Control ASM
12	105-2901	1	Gasket-Housing, Control	35	107-4443	1	Gerotor, Inner Ring
13	105-9853	1	Plate-Cover	36	99-8707	1	Gerotor-Outer
14	94-3026	1	Camplate ASM	37	105-2909	1	Orifice-Control
15	76-6950	2	Race-Thrust	38	105-2910	2	Orifice-Valve, Control
16	76-6960	1	Bearing-Thrust	40	107-4444	1	Coupler
17	105-2858	2	Valve-Relief	41	105-2912	2	Ring-Retaining
17:1		1	O-Ring ●	42	105-2913	1	Valve-Bypass
19	323-15	2	Screw-HH	42:1		1	O-Ring ●
20	323-16	2	Screw-HH	43	94-3030	1	Washer
21	93-6324	6	Screw	44	93-6336	8	Washer
22	105-2902	1	Plate-Valve	45	3256-24	4	Washer-Flat
23	105-2903	1	Housing				

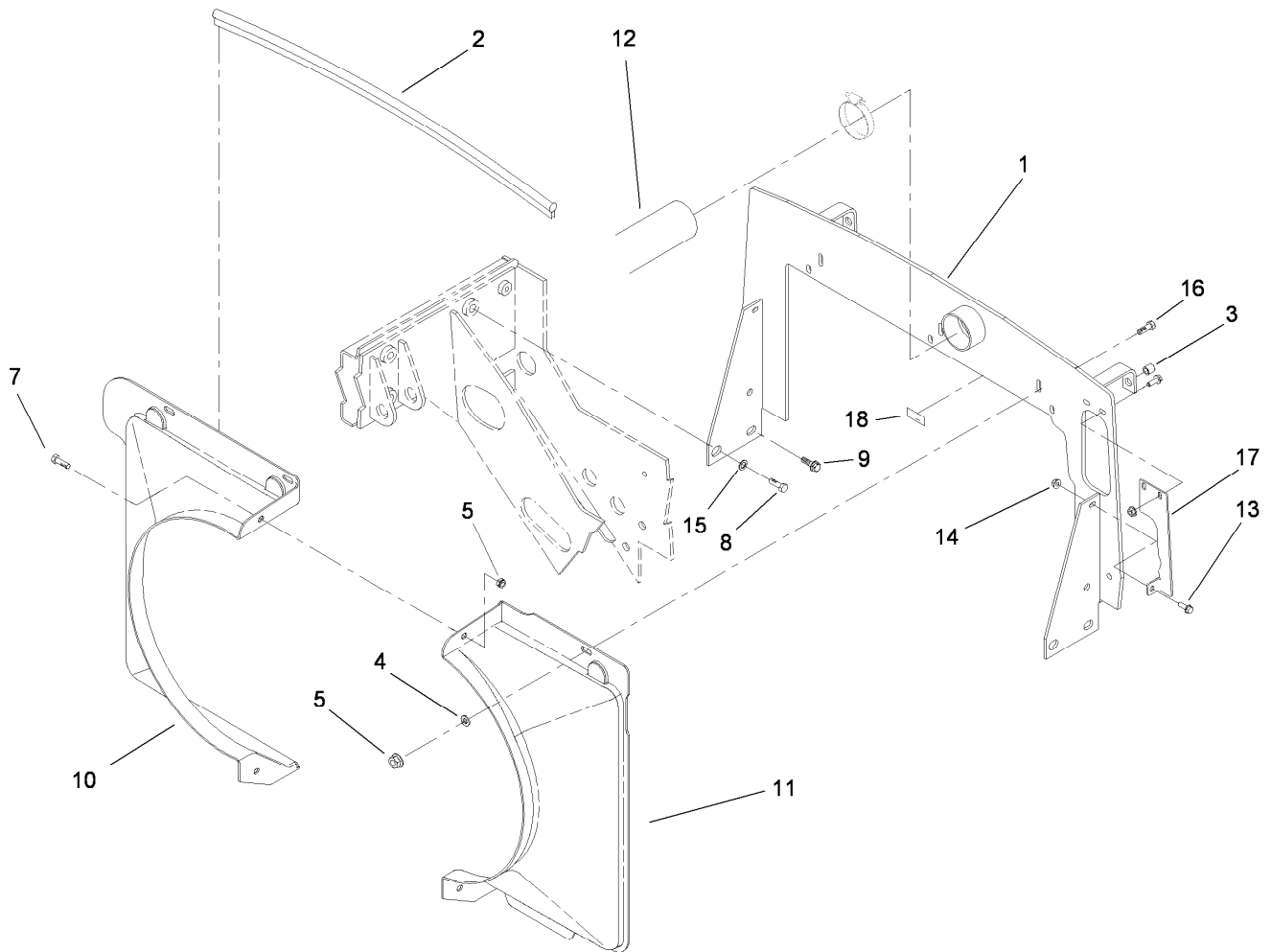
● Not serviced separately



Control Assembly No. 108-1503

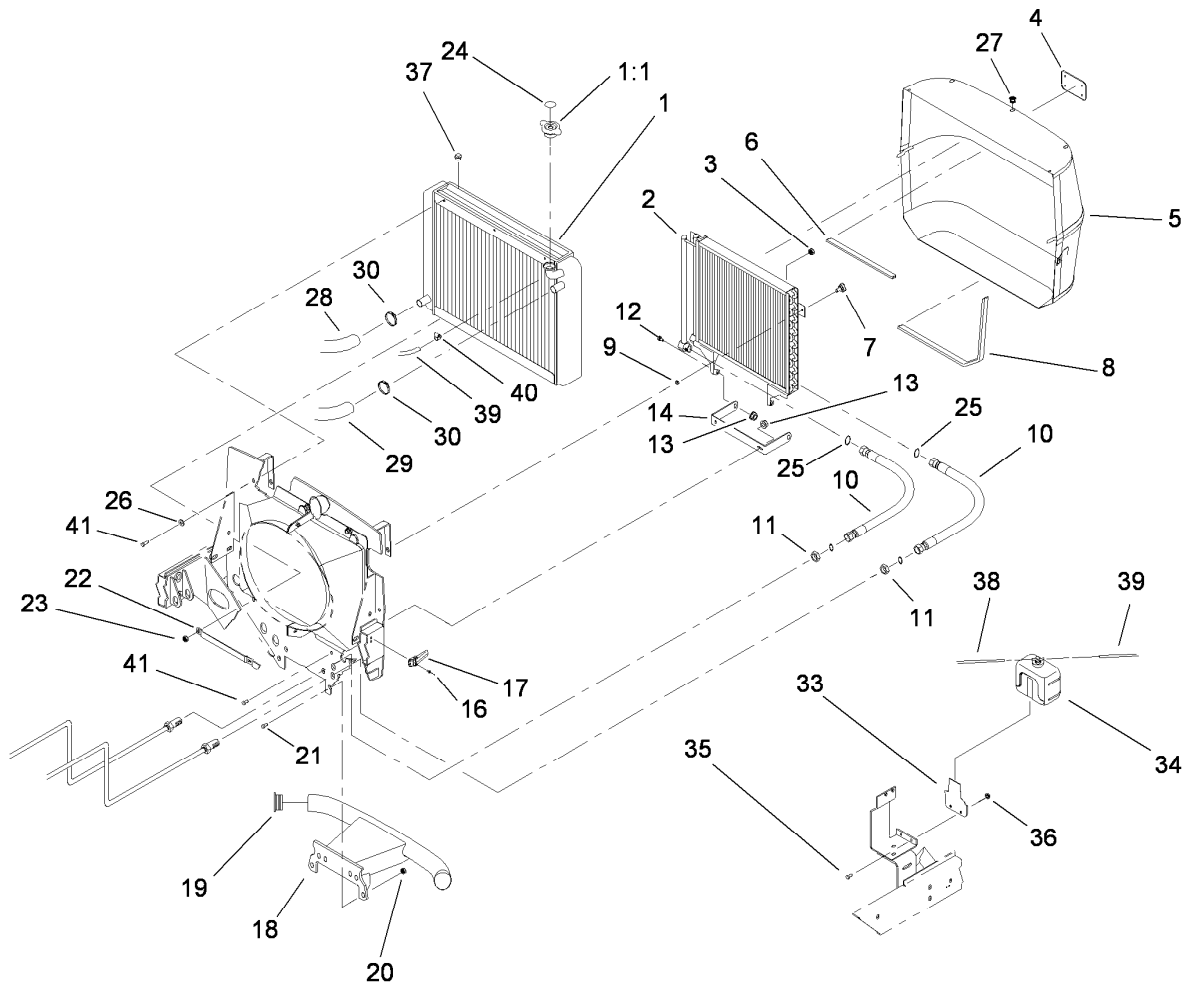
Ref.	Part Number	Qty.	Description	Ref.	Part Number	Qty.	Description
1		1	Housing-Control ●	10		2	Screw-Set ●
2	108-7099	1	Input Control Shaft ASM	11	108-8003	1	Adaptor ASM
2:1		1	Shaft ●	11:1		1	Adaptor-Lockout, Neutral ●
2:2		1	Pin ●	11:2		1	Pin ●
3		1	O-Ring ●	11:3		1	Ball ●
4		1	Plug ●	11:4		1	O-Ring ●
6		1	Link-Feedback ●	11:5		1	O-Ring ●
7	108-7098	1	Valve Spool ASM	12	94-3043	1	Switch-Safety, Neutral
7:1		1	Valve-Spool ●	13	94-3044	1	Seal Kit
7:2		1	Pin-Dowel ●	13:1	117-8979	1	Seal-Shaft
7:3		1	Spring ●	13:2	105-2901	1	Gasket-Housing, Control
7:4		2	Retainer ●	13:3		1	O-Ring ●
7:5		1	Screw ●	13:4		1	O-Ring ●
8		1	Plug ●	13:5		1	Seal-Wiper ●

● Not serviced separately



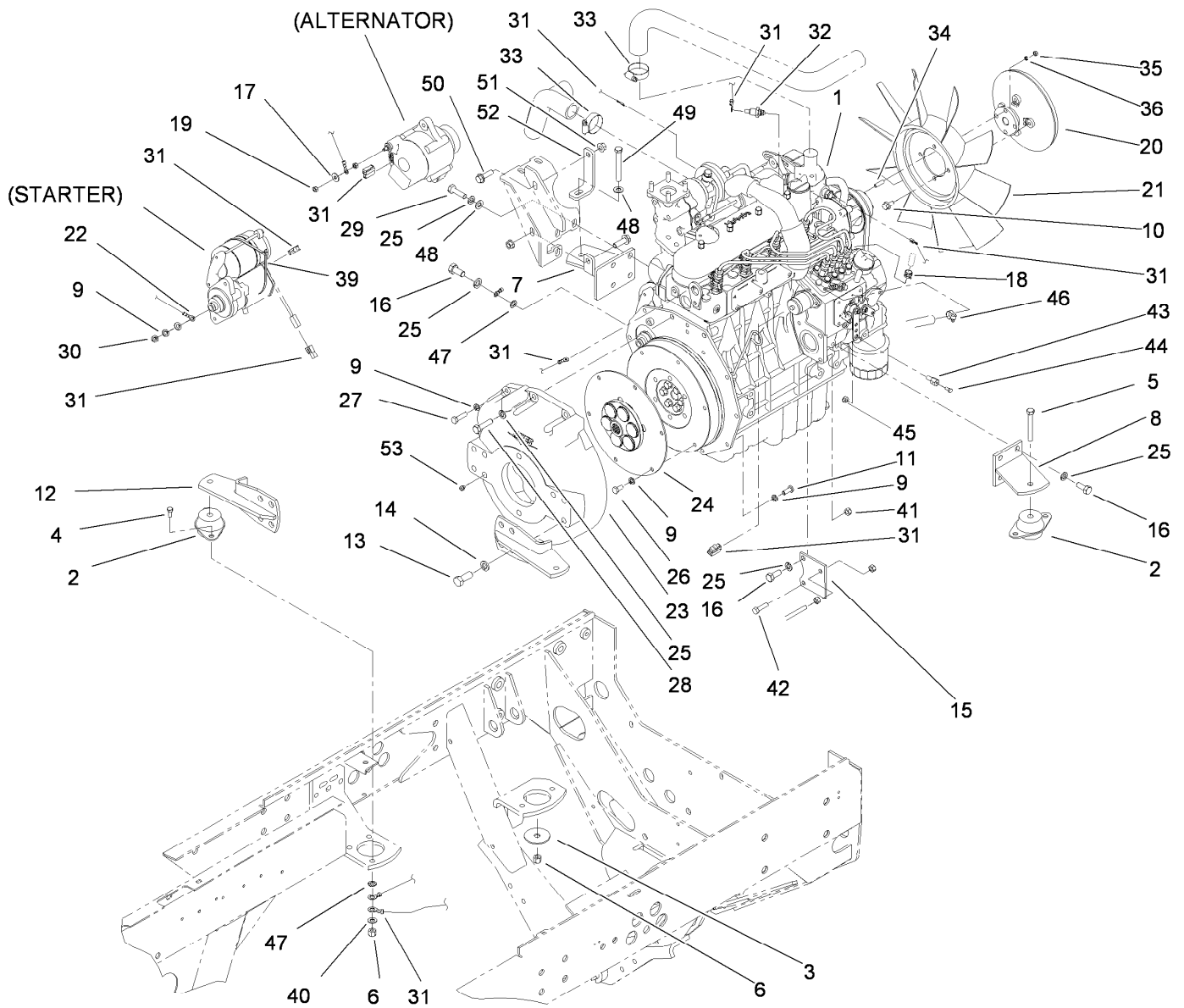
Radiator Support and Shroud Assembly

<i>Ref.</i>	<i>Part Number</i>	<i>Qty.</i>	<i>Description</i>
1	114-3965-03	1	Radiator Support ASM
2	93-7553	1	Seal-Hood
3	32148-10	2	Insert-Nut
4	3256-56	3	Washer-Flat
5	32128-20	5	Nut-HF
7	3234-5	2	Screw-HHF
8	327-2	2	Screw-HH
9	3234-1	2	Screw-HHF
10	105-0104	1	Shroud-Fan, RH
11	105-0103	1	Shroud-Fan, LH
12	104-5209	1	Hose-Cleaner, Air
13	3234-4	3	Screw-HHF
14	32128-33	3	Nut-HF
15	3256-27	2	Washer-Flat
16	3230-2	3	Bolt-CARR
17	114-3951-03	1	Plate-Cover
18	93-6681	1	Decal-Warning, Fan



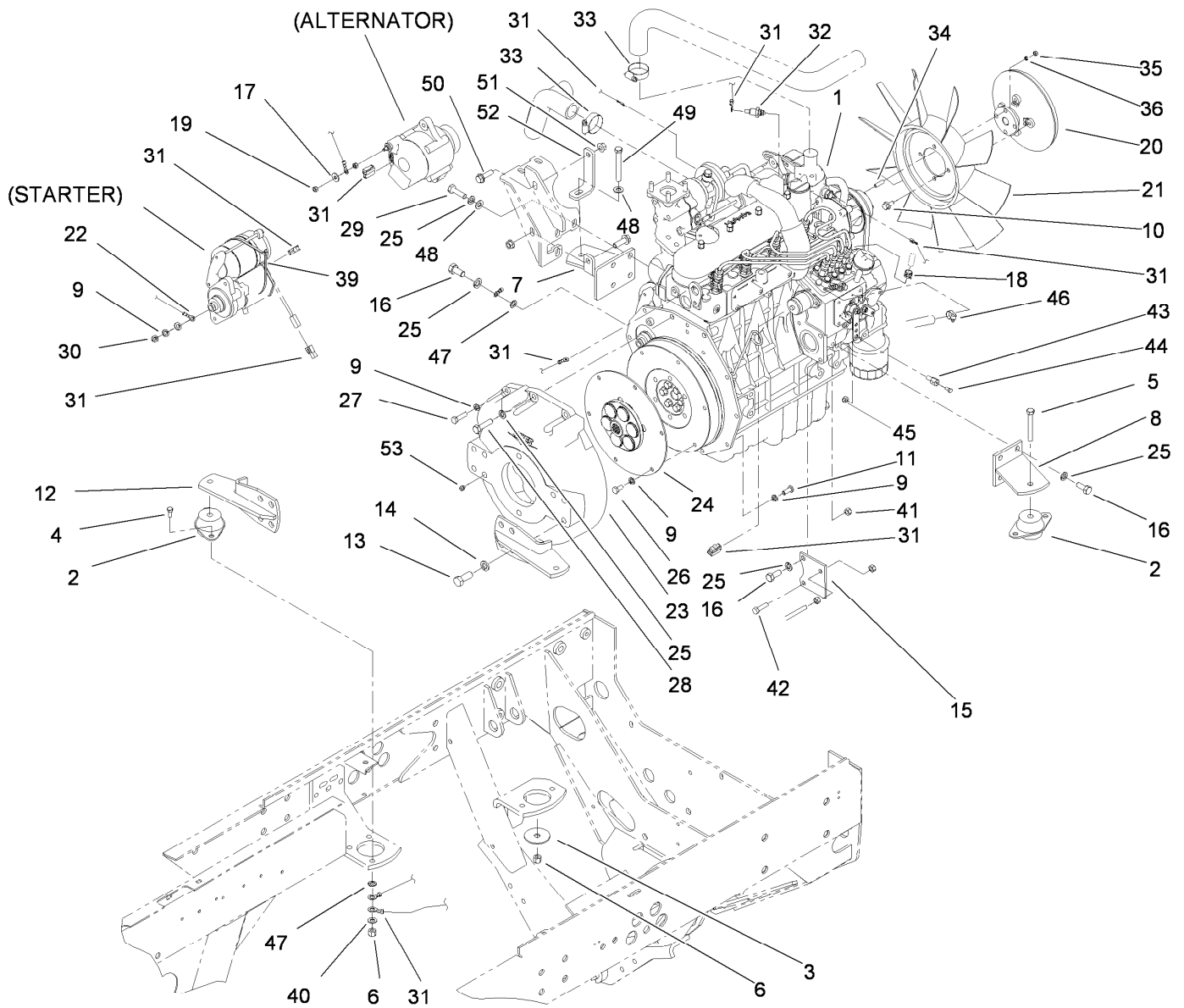
Radiator and Screen Assembly

<i>Ref.</i>	<i>Part Number</i>	<i>Qty.</i>	<i>Description</i>	<i>Ref.</i>	<i>Part Number</i>	<i>Qty.</i>	<i>Description</i>
1	110-0003	1	Radiator ASM	20	3296-23	4	Nut-Lock, NI
1:1	93-5957	1	Cap-Radiator	21	325-6	4	Screw-HH
2	114-3995	1	Oil Cooler ASM	22	92-7416-03	1	Strap-Radiator
3	94-2638	4	Nut-Tinnerman	23	3296-29	3	Nut-Lock, NI
4	93-6028	1	Plate-Logo	24	106-6755	1	Decal-Cap, Radiator
5	92-7505-03	1	Screen ASM	25	237-65	2	O-Ring
6	92-7631	1	Seal-Screen	26	3256-23	3	Washer-Flat
7	77-3620	2	Knob-Retainer	27	2410-64	3	Plug-Button
8	93-4208	1	Seal-Screen, Strip	28	104-3781	1	Hose-Radiator, Lower
9	32151-72	2	Ring-Retaining	29	104-3782	1	Hose-Radiator, Upper
10	92-7535	2	Hose ASM	30	2412-34	2	Clamp-Hose
11	340-74	2	Nut-Lock, Bulkhead	33	98-4576-03	1	Bracket-Reservoir, Water
12	37-8771	2	Bolt-Shoulder	34	104-9318	1	Overflow Bottle ASM
13	32128-20	4	Nut-HF	35	321-4	2	Screw-HH
14	92-7516-03	1	Bracket-Support, Cooler Base	36	3296-42	2	Nut-Lock, NI
16	3269-4	4	Rivet-Pop	37	281-13	1	Plug-Pipe
17	105-9296	2	Latch-Draw	38	98-7895	1	Tube
18	110-0044-03	1	Bumper-Short	39	110-4110	1	Hose-Fuel
19	2410-42	2	Cap-End	40	92-2379	2	Clamp-Hose
				41	3234-5	5	Screw-HHF



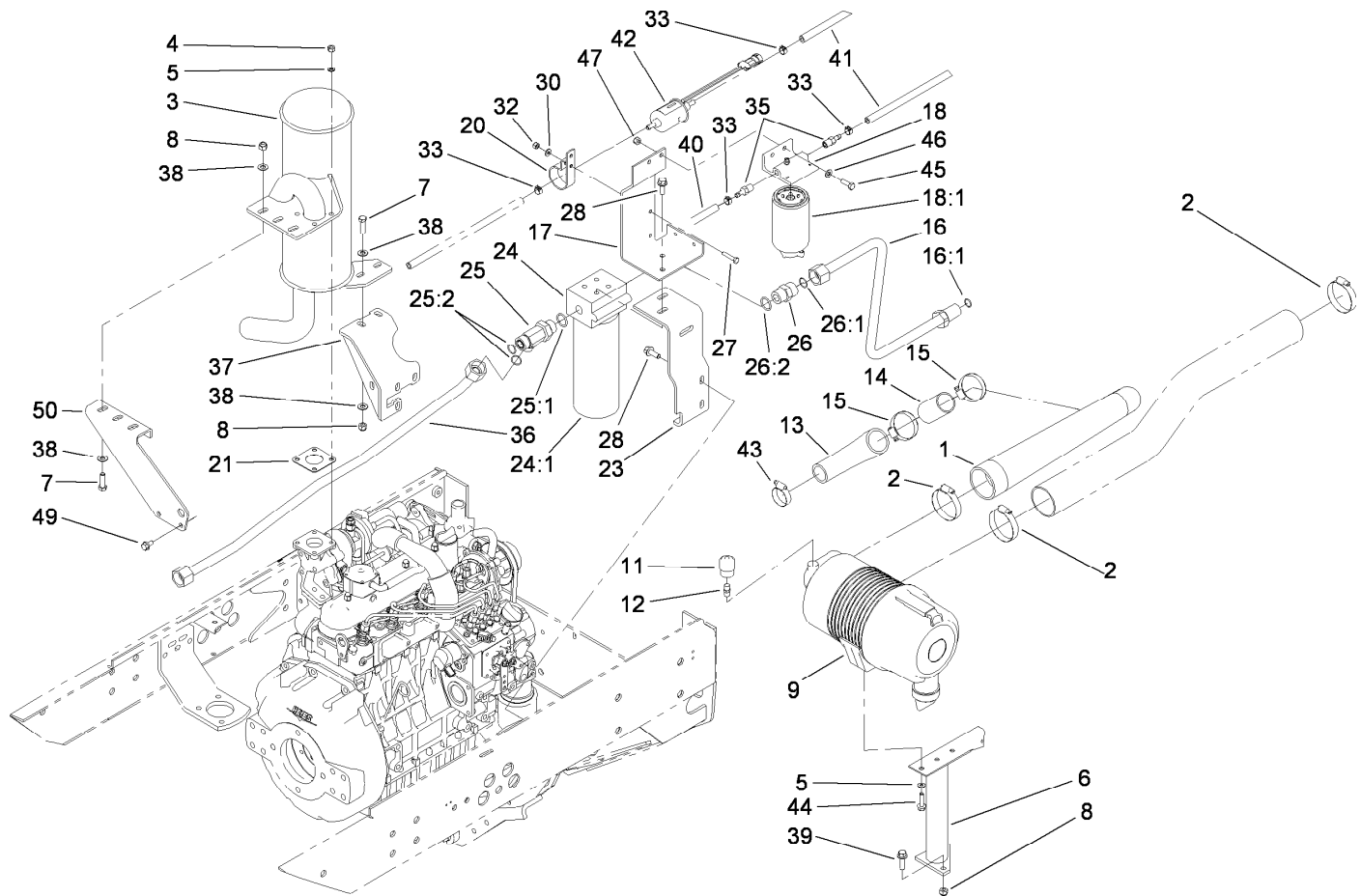
Engine Installation Assembly

Ref.	Part Number	Qty.	Description	Ref.	Part Number	Qty.	Description
1	112-6590	1	Engine-Kubota	22	99-3441	1	Harness-Wire, Fusible Link
2	53-9680	4	Mount-Engine	23	105-0100	1	Flywheel Housing ASM
3	87-5100	4	Washer-Snubbing	24	110-9729	1	Flywheel Coupling ASM
4	323-7	7	Screw-HH	25	42-9600	12	Washer-Lock, Spring
5	323-13	3	Screw-HH	26	33114-016	6	Screw-HH
6	3296-39	11	Nut-Lock, NI	27	33114-030	6	Screw-HH
7	105-7914-03	1	Bracket-Engine	28	87-3700	2	Screw-Cap, HH
8	104-3762-03	1	Bracket-Engine, Front (LH)	29	99-6058	3	Screw-Cap
9	3253-4	15	Washer-Lock	30	57-6390	1	Nut-Jam
10	3234-7	4	Screw-HHF	31	106-5972	1	Harness-Wire
11	33114-020	2	Screw-HH	32	98-9346	1	Sender-Temperature
12	104-3764-03	2	Rear Engine Plate ASM	33	2412-34	2	Clamp-Hose
13	325-5	8	Screw-HH	34	104-5222	4	Stud
14	3253-7	8	Washer-Lock	35	33013-00	4	Nut-Hex
15	104-3778-03	1	Plate-Throttle	36	3253-18	4	Washer-Lock
16	63-7790	7	Screw-Cap	39	3290-379	2	Tie-Cable
17	3256-78	1	Washer-Flat	40	3256-3	1	Washer-Flat
18	2412-80	1	Clamp-Line, Fuel	41	33024-00	1	Nut-Lock
19	33023-00	1	Nut-Lock	42	33114-030	1	Screw-HH
20	117-8972	1	Fan Clutch ASM	43	98-9311	1	Swivel-Throttle
21	74-3650	1	Fan	44	25-8640	1	Screw-HH



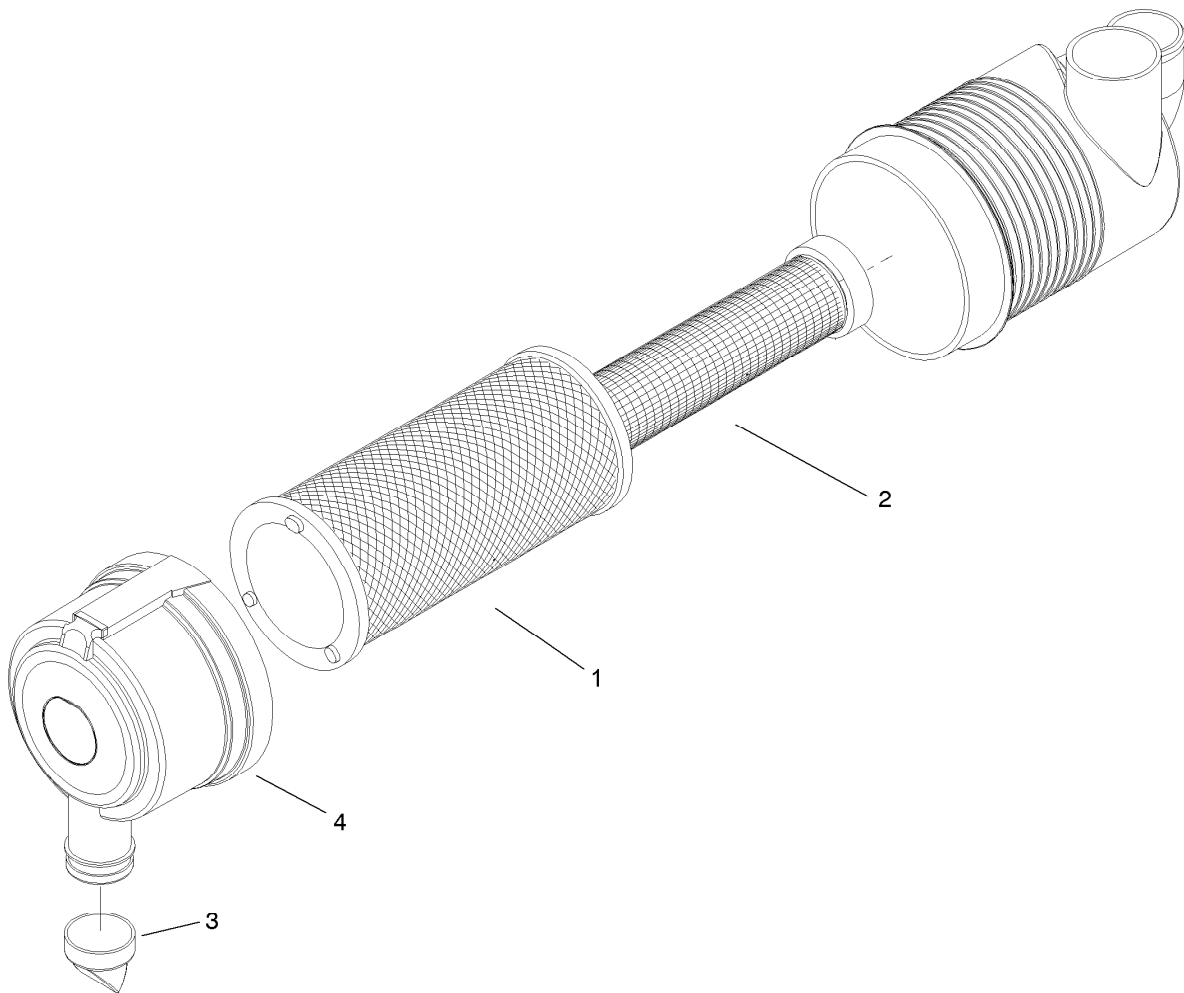
Engine Installation Assembly (continued)

<i>Ref.</i>	<i>Part Number</i>	<i>Qty.</i>	<i>Description</i>	<i>Ref.</i>	<i>Part Number</i>	<i>Qty.</i>	<i>Description</i>
45	3296-20	1	Nut-Lock, NI	50	66-9300	2	Screw-HHF
46	92-2379	1	Clamp-Hose	51	32128-21	2	Nut-HF
47	3255-9	2	Washer-Lock	52	105-7931-03	1	Bracket-Support
48	48-9220	4	Washer	53	3248-3	2	Screw-Set, HSH
49	323-14	1	Screw-HH				



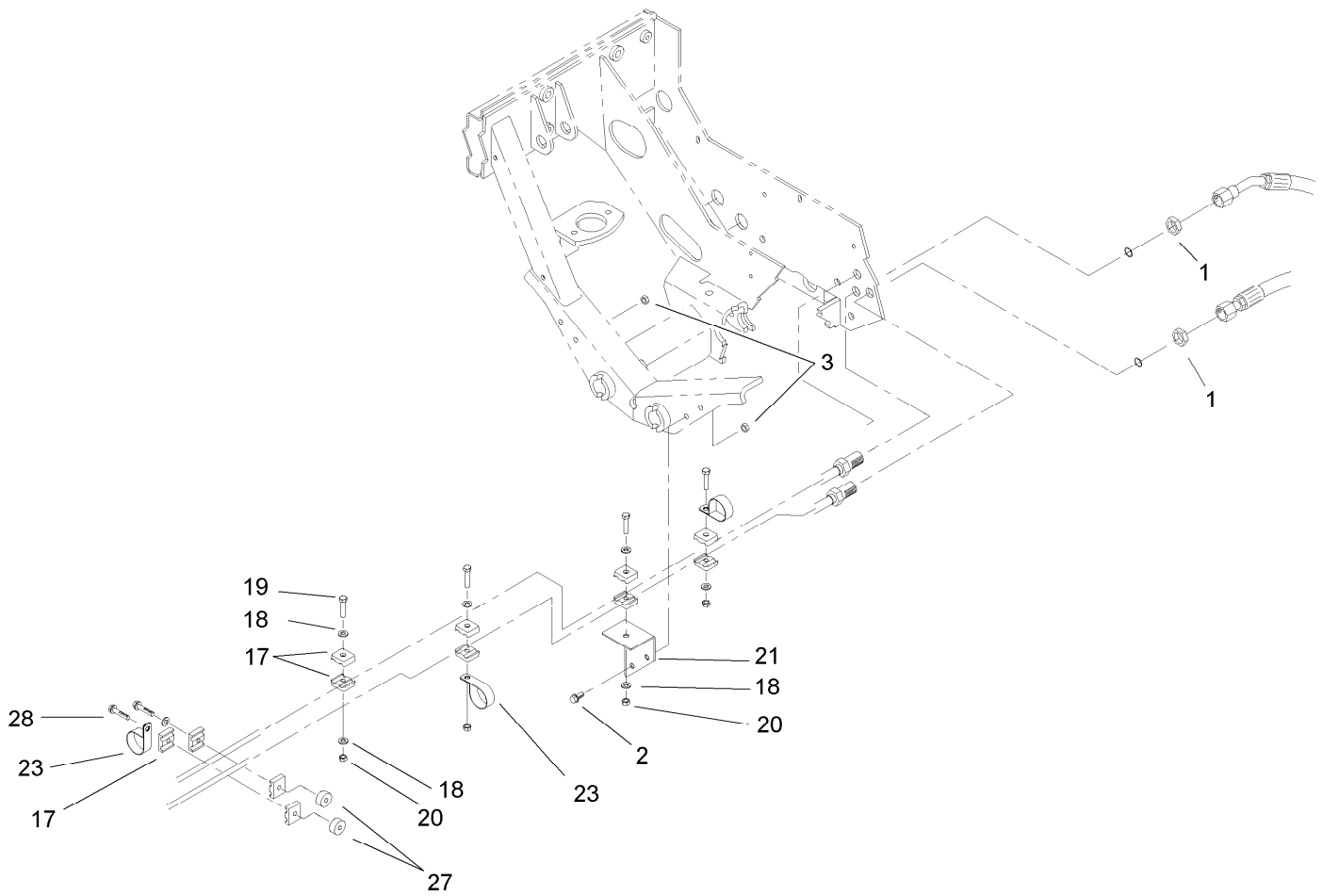
Oil/Water/Fuel Filter, Muffler and Air Cleaner Assembly

Ref.	Part Number	Qty.	Description	Ref.	Part Number	Qty.	Description
1	114-3956	1	Hose-Air Cleaner, Turbo	25:1	237-81	1	O-Ring
2	2412-125	3	Clamp-Hose	25:2	237-58	2	O-Ring
3	105-9260	1	Muffler ASM	26	340-9	1	Fitting-Straight
4	33014-00	4	Nut-Hex	26:1	237-58	1	O-Ring
5	3253-4	6	Washer-Lock	26:2	237-81	1	O-Ring
6	106-7792-03	1	Air Filter Support ASM	27	321-13	1	Screw-HH
7	323-7	5	Screw-HH	28	3234-11	4	Screw-HHF
8	3296-39	7	Nut-Lock, NI	30	3256-1	1	Washer-Flat
9	100-2597	1	Air Filter ASM	32	3296-42	1	Nut-Lock, NI
11	93-9164	1	Indicator-Mini	33	92-2379	4	Clamp-Hose
12	94-1416	1	Indicator Adapter ASM	35	353-783	1	Fitting-Straight
13	104-5207	1	Hose-Turbo	36	104-3749	1	HYD Tube ASM
14	104-5214	1	Spacer-Tubular	37	105-7910-03	1	Support-Muffler
15	2412-92	2	Clamp-Hose	38	3256-56	10	Washer-Flat
16	104-3742	1	HYD Filter Tube ASM	39	3234-24	2	Screw-HHF
16:1	237-65	1	O-Ring	40	110-4112	2	Hose-Fuel
17	104-3776-03	1	Bracket-Separator, Fuel	41	353-781	1	Fitting-Elbow
18	110-9044	1	Filter-Seperator	42	110-8806	1	Pump-Fuel
18:1	110-9049	1	Filter-Spin On	43	2412-3	1	Clamp-Hose
20	110-8817	1	Bracket-Pump, Fuel	44	33104-030	2	Screw-HHF
21	99-8343	1	Gasket-Muffler	45	322-5	2	Screw-HH
23	110-4129-03	1	Bracket-Filter, Oil	46	3256-23	2	Washer-Flat
24	94-2620	1	Oil Filter ASM	47	3296-29	2	Nut-Lock, NI
24:1	94-2621	1	Element-Filter	49	33114-016	2	Screw-HH
25	340-148	1	Fitting-Tee	50	105-9258-03	1	Bracket-Muffler, Upper



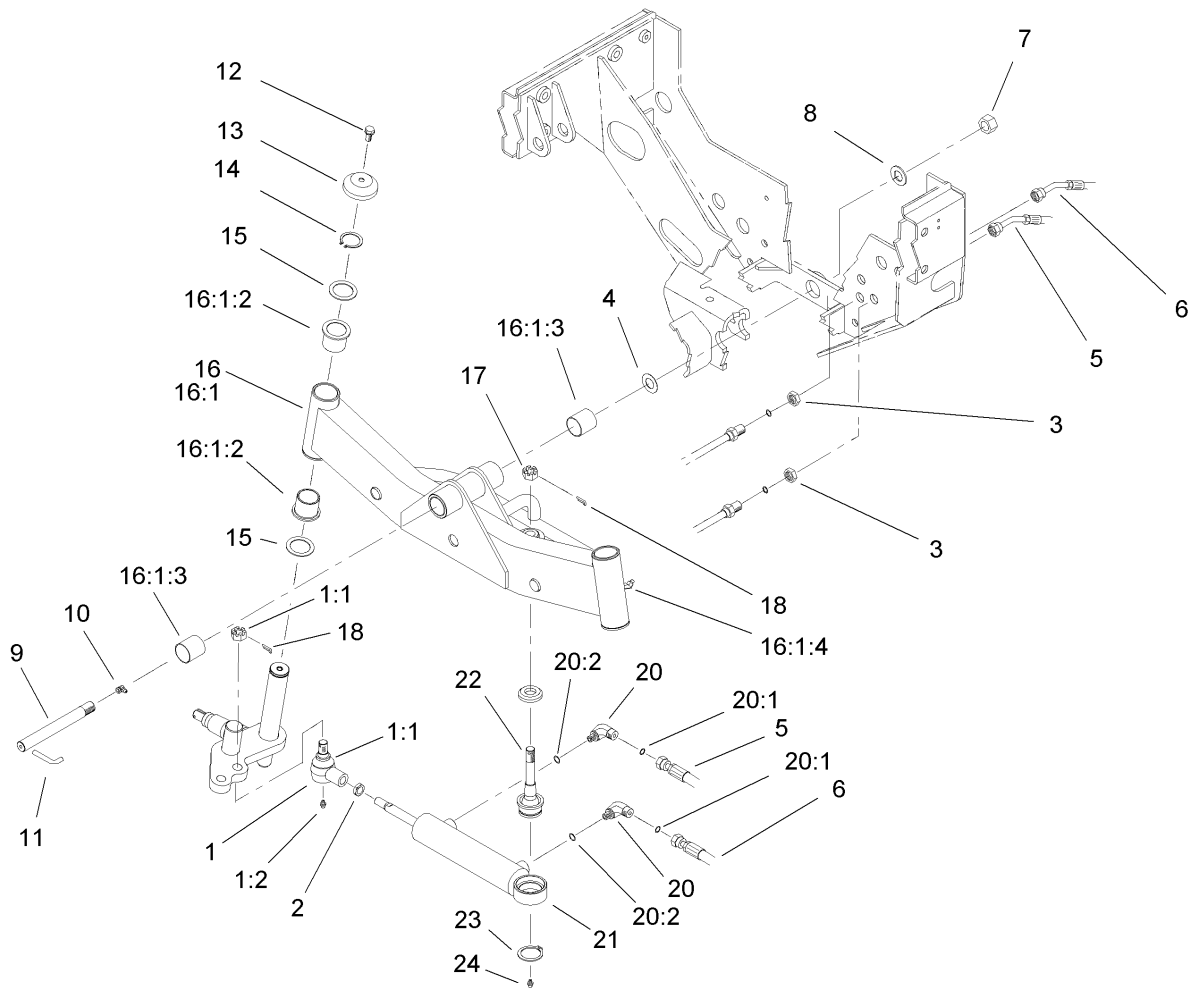
Air Filter Assembly No. 100-2597

<i>Ref.</i>	<i>Part Number</i>	<i>Qty.</i>	<i>Description</i>
1	108-3812	1	Filter-Air
2	108-3813	1	Element-Safety, Air Cleaner
3	87-9400	1	Valve-Vacuator
4	108-1448	1	Cover ASM



Rear Hydraulic Assembly

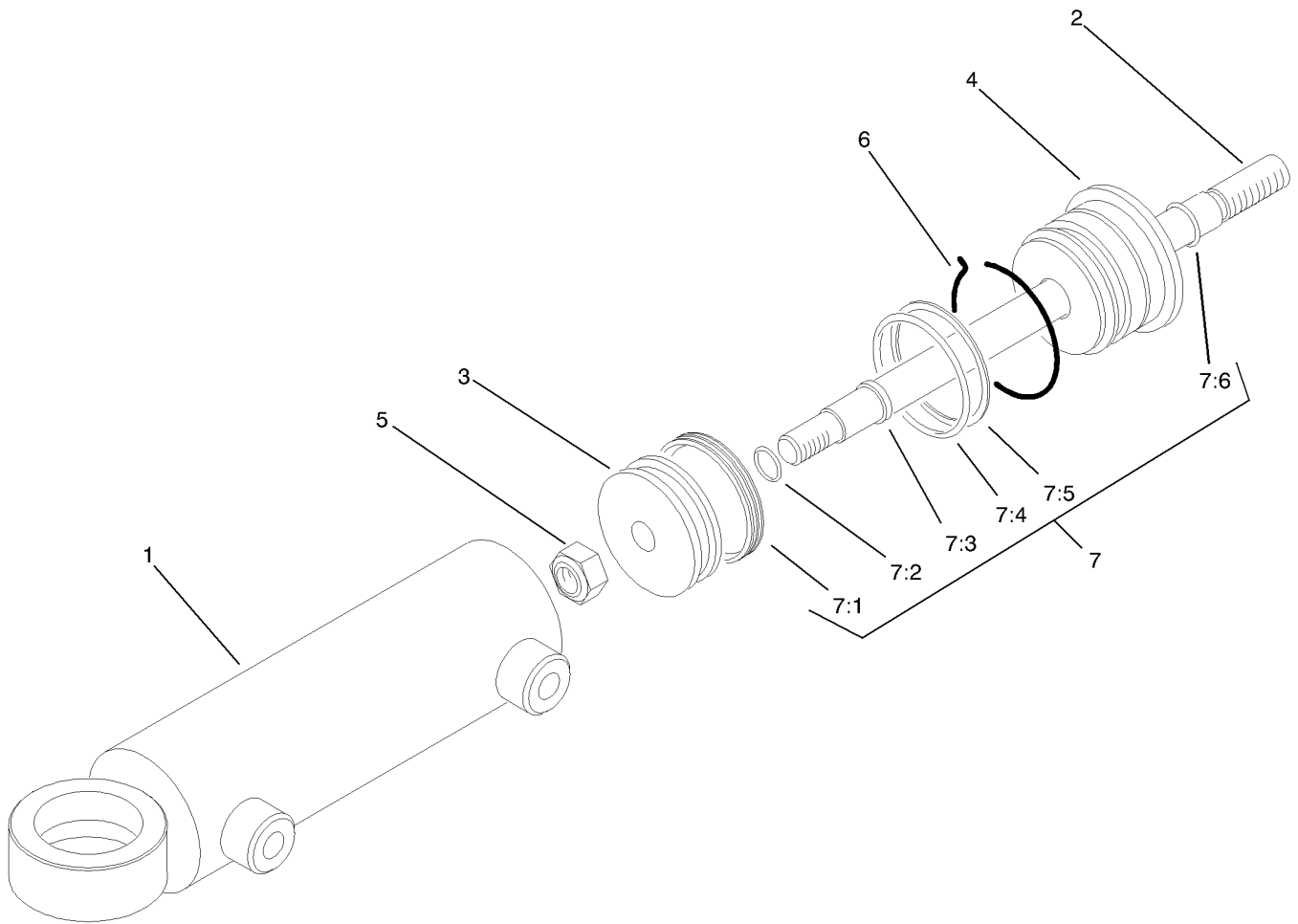
<i>Ref.</i>	<i>Part Number</i>	<i>Qty.</i>	<i>Description</i>
1	340-70	2	Nut-Lock
2	323-6	2	Screw-HH
3	32128-21	2	Nut-HF
17	56-7973	10	Clamp-Tube
18	3256-23	6	Washer-Flat
19	322-7	4	Screw-HH
20	3296-29	4	Nut-Lock, NI
21	104-3752-03	1	Bracket-Clamp
23	2412-107	3	Clamp-R
27	80-8660	2	Spacer-Coupler
28	32104-37	2	Screw-HWH,Thd Cut



2-Wheel Drive Axle Assembly

Ref.	Part Number	Qty.	Description	Ref.	Part Number	Qty.	Description
1	106-6898	1	Joint-Ball	15	62-2170	4	Washer-Thrust
1:1	106-6896	1	Seal	16	100-3785-03	1	Rear Axle ASM
1:2	302-5	1	Fitting-Grease	16:1		1	Axle-Rear ●
2	3220-11	1	Nut-Jam	16:1:2	69-6470	4	Bushing-Castor
3	32136-14	1	Nut-SHH	16:1:3	99-6964	2	Bushing-Axle
4	98-3867	2	Washer-Thrust	16:1:4	302-11	2	Fitting-Lube, 45 DEG
5	92-7595	1	Hose ASM	17	32136-14	1	Nut-SHH
6	92-7594	1	Hose ASM	18	3272-12	2	Pin-Cotter
7	3296-68	1	Nut-Lock, NI	20	340-97	2	Fitting-HYD, 90 DEG
8	92-1765	1	Washer-Thrust	20:1	237-22	1	O-Ring
9	115-9142	1	Pin-Rear Axle	20:2	237-78	1	O-Ring
10	302-33	1	Fitting-Grease	21	94-8142	1	HYD Cylinder ASM
11	32121-110	1	Pin-Roll, Slotted	22	92-5839	1	Joint-Ball
12	3234-1	2	Screw-HHF	23	32151-104	1	Ring-Retaining, External
13	69-8890	2	Cap-Spindle	24	302-5	1	Fitting-Grease
14	32151-10	2	Ring-Snap				

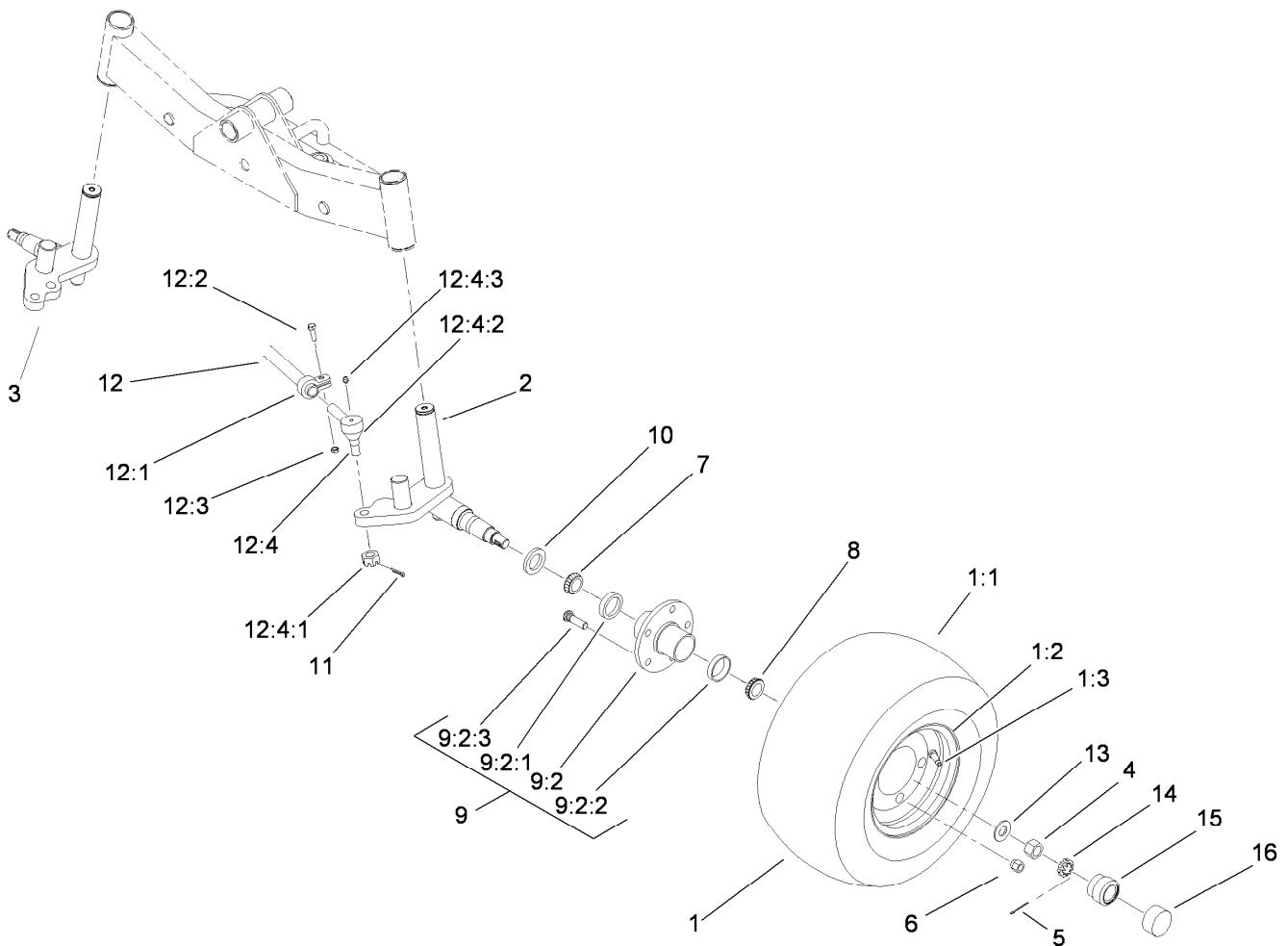
● Not serviced separately



Hydraulic Cylinder Assembly No. 94-8142

<i>Ref.</i>	<i>Part Number</i>	<i>Qty.</i>	<i>Description</i>
1		1	Barrel ●
2		1	Piston Rod ●
3		1	Piston ●
4		1	Gland ●
5		1	Locknut ●
6	94-9963	1	Ring-Retaining
7	94-9964	1	Seal Repair Kit
7:1		1	Uniring ●
7:2		1	O-Ring ●
7:3		1	Seal-Rod ●
7:4		1	O-Ring ●
7:5		1	Backup ●
7:6		1	O-Ring ●

● Not serviced separately

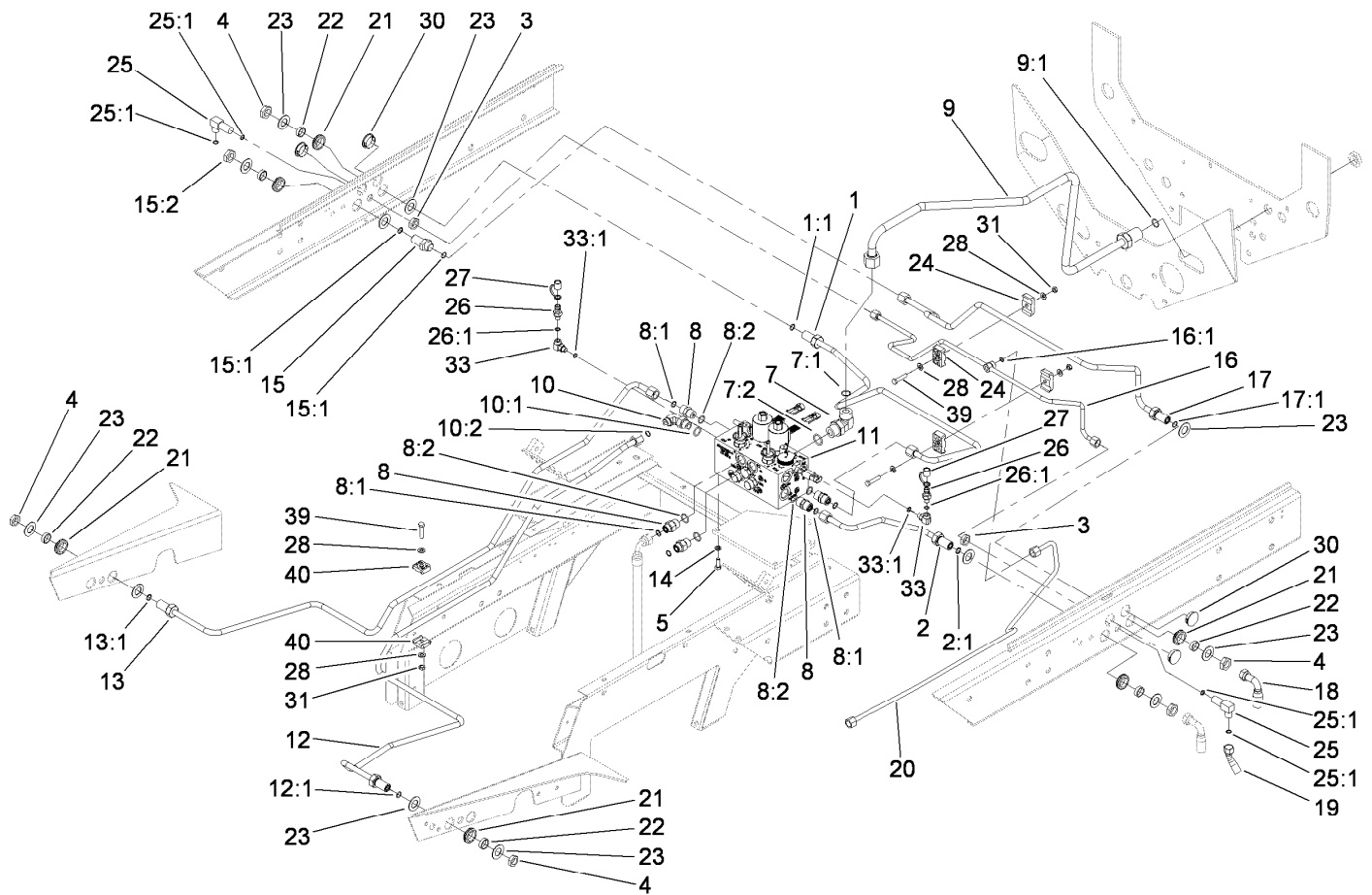


Wheel and Spindle Assembly

Ref.	Part Number	Qty.	Description
1		2	Tire And Wheel ASM ●
1:1	86-5910	1	Tire-6 Ply
1:2	100-2582	1	Rim
1:3	232-27	1	Stem-Valve
2	92-9725-03	1	LH Spindle ASM
3	92-9724-03	1	RH Spindle ASM
4	3220-7	2	Nut-Jam
5	3272-13	2	Pin-Cotter
6	242-50	10	Nut-Lug
7	254-106	2	Cone-Bearing, Tapered
8	254-92	2	Cone-Bearing, Outer
9	92-9651-03	2	Hub ASM
9:2		1	Hub ●
9:2:1	254-107	1	Cup-Bearing, Tapered
9:2:2	254-72	1	Bearing-Cup, Tapered

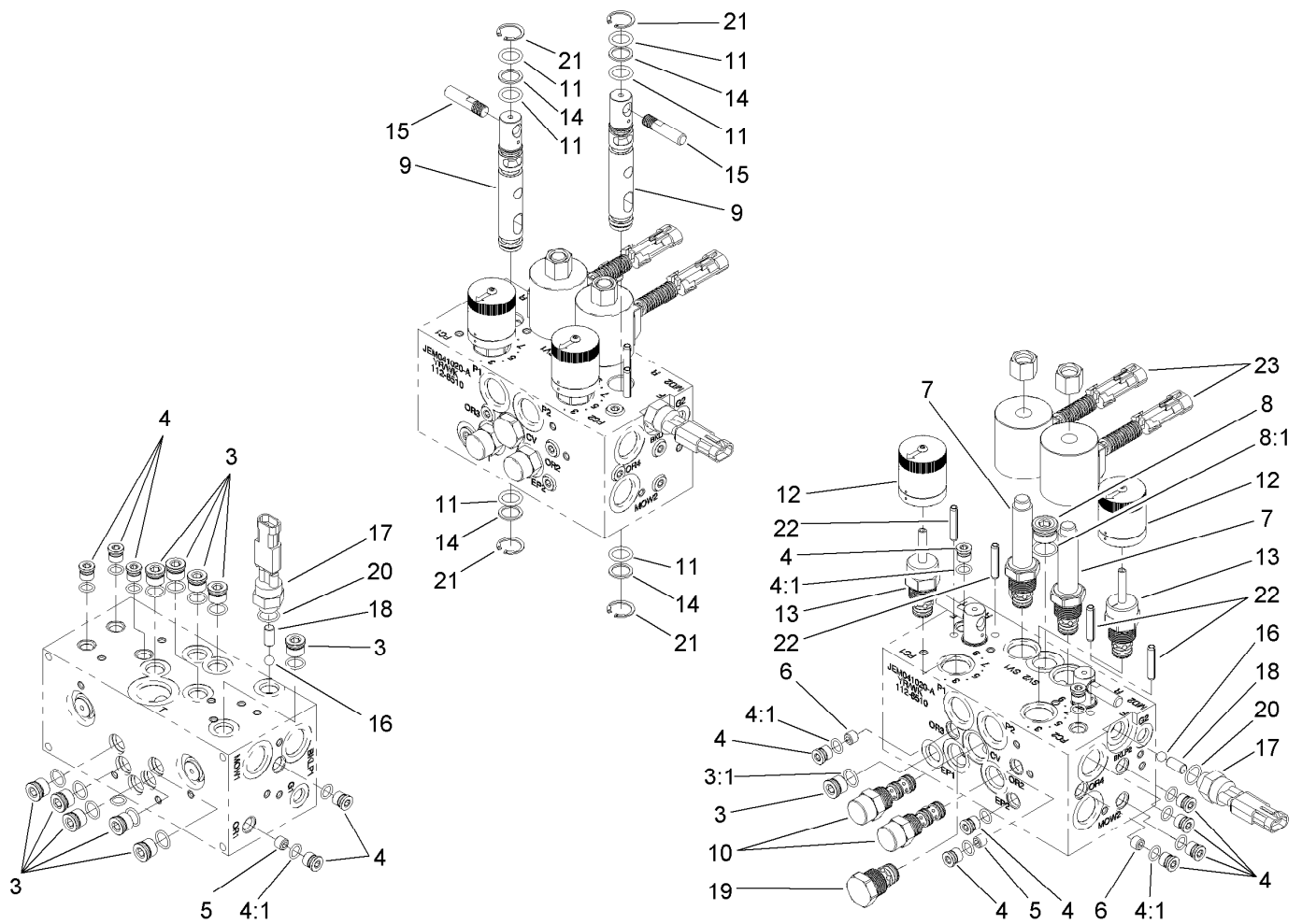
Ref.	Part Number	Qty.	Description
9:2:3	92-9652	5	Stud-Bolt
10	69-2980	2	Seal
11	3272-12	2	Pin-Cotter
12	98-8839	1	Tie Rod ASM
12:1	98-8840	1	Tube And Clamp ASM
12:2	323-9	2	Screw-HH
12:3	3296-39	2	Nut-Lock, NI
12:4	71-4740	2	End-Rod, Tie (RH)
12:4:1	105-7941	1	Nut-Hex, Slotted
12:4:2	105-7835	1	Seal
12:4:3	302-5	1	Fitting-Grease
13	93-0309	2	Washer-Tab
14	93-0307	2	Nut-Lock, Retainer
15	100-3769	2	Protector-Bearing
16	100-3809	2	Cap-Protector, Bearing

● Not serviced separately



Rear Hydraulic Control Block Assembly

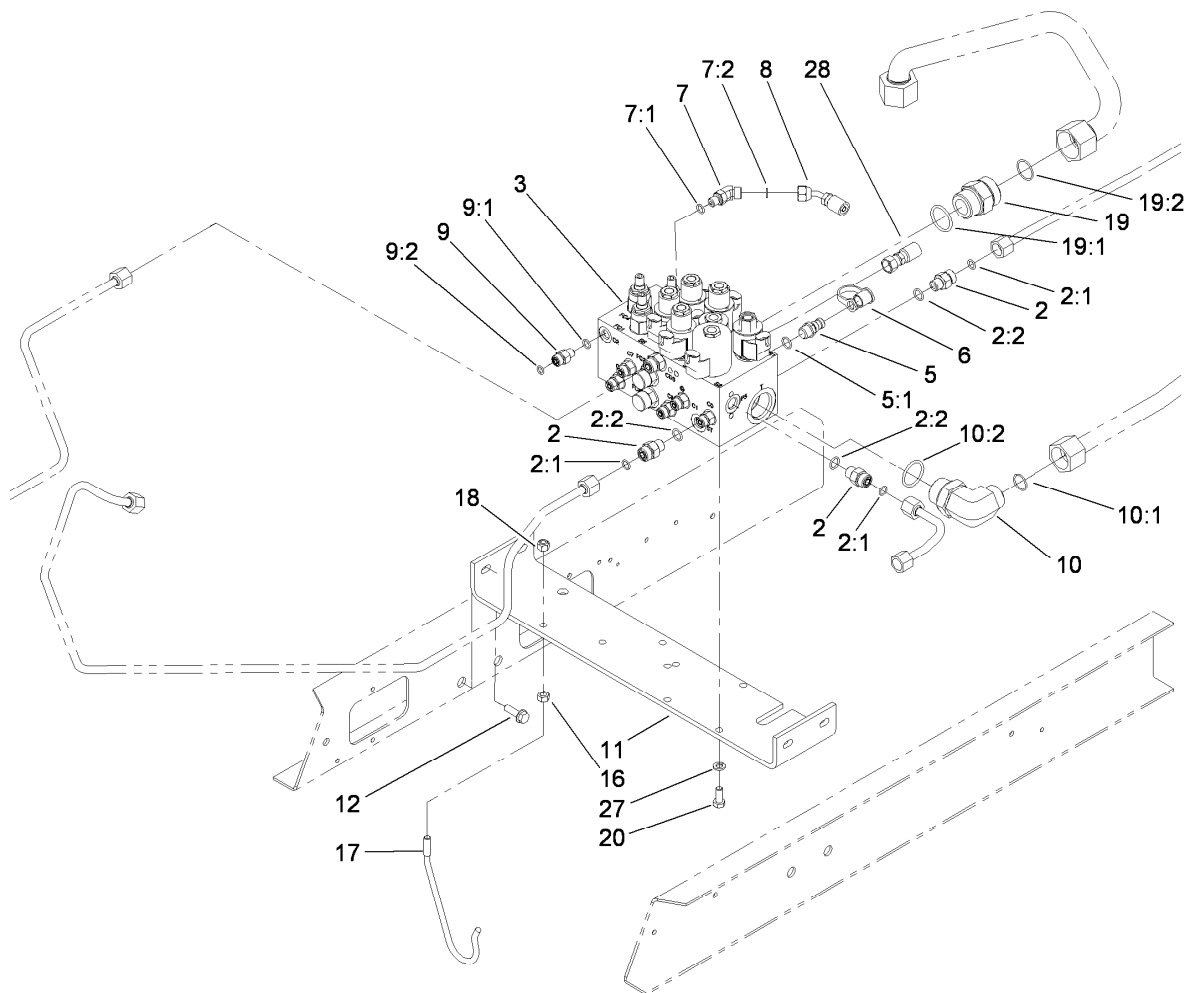
Ref.	Part Number	Qty.	Description	Ref.	Part Number	Qty.	Description
1	104-3728	1	HYD Tube ASM	15:1	237-30	2	O-Ring
1:1	237-30	1	O-Ring	15:2	340-127	1	Nut-Bulkhead
2	104-3731	1	HYD Tube ASM	16	104-3723	1	HYD Tube ASM
2:1	237-30	1	O-Ring	16:1	237-22	1	O-Ring
3	340-70	2	Nut-Lock	17	104-3724	1	HYD Tube ASM
4	340-127	4	Nut-Bulkhead	17:1	237-30	1	O-Ring
5	322-4	2	Screw-HH	18	105-7903	4	HYD Hose ASM
7	340-142	1	Fitting-HYD, 90 DEG	19	99-5614	2	HYD Hose ASM
7:1	237-58	1	O-Ring	20	114-3962	1	Drain Return Tube ASM
7:2	237-81	1	O-Ring	21	240-5	4	Grommet
8	340-6	5	Fitting-HYD, Straight	22	69-8960	4	Spacer
8:1	237-30	1	O-Ring	23	69-8930	8	Washer
8:2	237-80	1	O-Ring	24	56-7972	4	Clamp-Tube
9	104-3734	1	HYD Cooler Tube ASM	25	340-154	2	Union-Bulkhead
9:1	237-65	1	O-Ring	25:1	237-22	2	O-Ring
10	340-105	1	Fitting-HYD, 90 DEG	26	354-77	2	Fitting-Quick
10:1	237-80	1	O-Ring	26:1	237-78	1	O-Ring
10:2	237-30	1	O-Ring	27	354-79	2	Cap-Dust
11	112-6510	1	Manifold-Block, Mow	28	3256-23	6	Washer-Flat
12	104-3741	1	HYD Tube ASM	30	94-1402	4	Plug-Hole
12:1	237-30	1	O-Ring	31	3296-29	3	Nut-Lock, NI
13	104-3739	1	HYD Tube ASM	33	75-6640	2	Fitting-HYD, Special
13:1	237-30	1	O-Ring	33:1	237-78	1	O-Ring
14	3253-4	2	Washer-Lock	39	322-7	3	Screw-HH
15	340-161	1	Fitting-Bulkhead	40	56-7976	2	Clamp-Tube



Hydraulic Manifold Assembly No. 112-6510

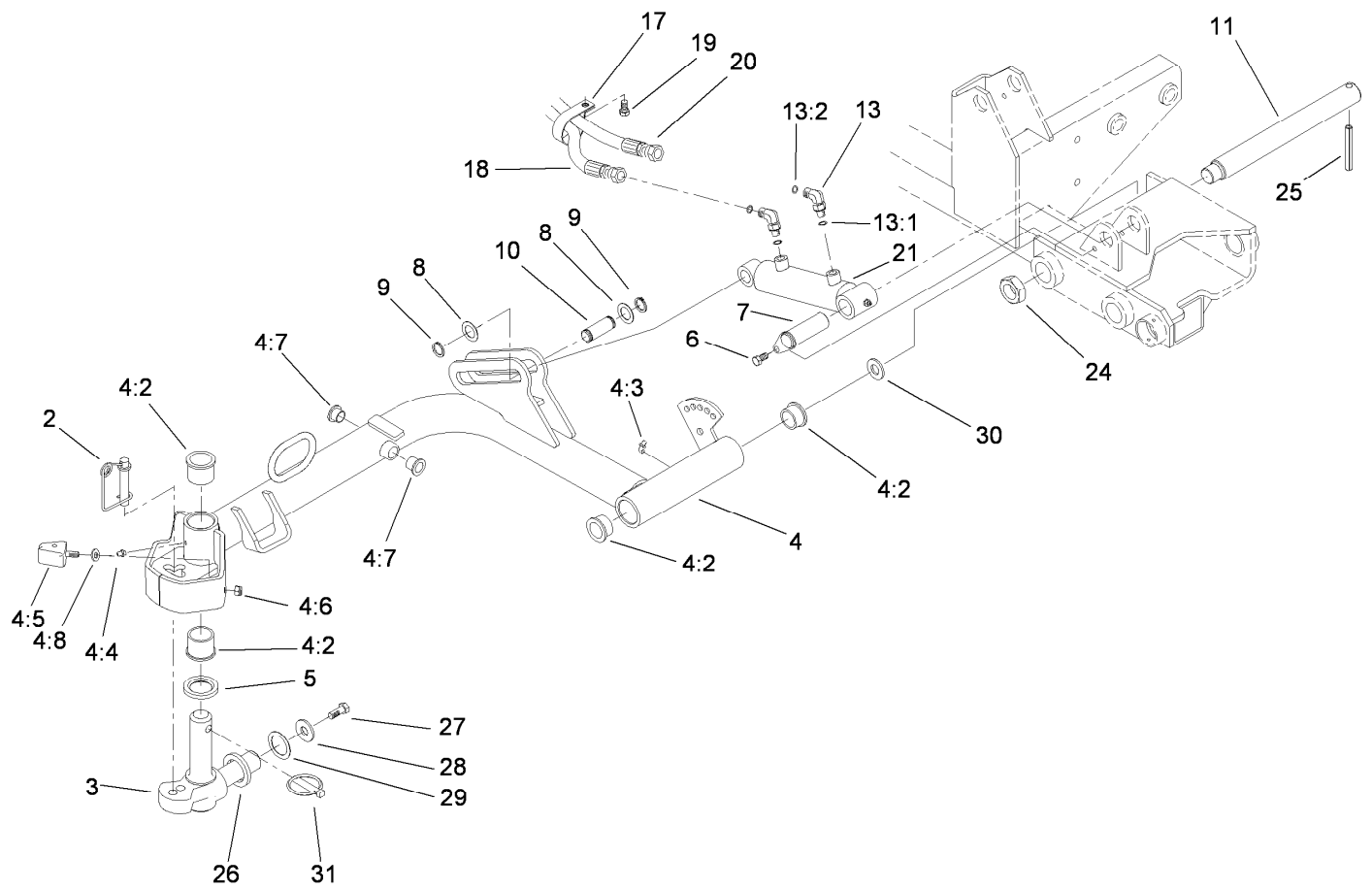
Ref.	Part Number	Qty.	Description
3	106-1026	11	Plug-HYD
3:1	237-42	1	O-Ring
4	106-1025	14	Plug-HYD
4:1	237-78	1	O-Ring
5	112-6538	2	Orifice
6	112-6537	2	Orifice
7	110-8768	2	Valve-Relief, Solenoid
7:1	110-6316	1	Seal Kit (Not Illustrated)
8	106-1027	1	Plug-HYD
8:1	237-79	1	O-Ring
9	112-6536	2	Spool
10	110-8890	2	Element-Logic
10:1	110-8773	1	Seal Kit (Not Illustrated)
11	112-6535	6	O-Ring

Ref.	Part Number	Qty.	Description
12	110-8767	2	Rotary Handle ASM
13	110-8769	2	Valve-Control, Manual Flow
13:1	110-2633	1	Seal Kit (Not Illustrated)
14	112-6534	4	Ring-Back Up
15	110-8758	2	Handle-Spool
16	110-8862	2	Decal-Serial Plate
17	72-4320	2	Switch-Ball
18	112-6533	2	Pin-Dowel
19	110-8759	1	Valve-Check
19:1	110-8772	1	Seal Kit (Not Illustrated)
20	110-8757	2	O-Ring
21	112-6532	4	Ring-Retaining
22	112-6531	4	Pin-Spring
23	112-6530	2	Coil ASM



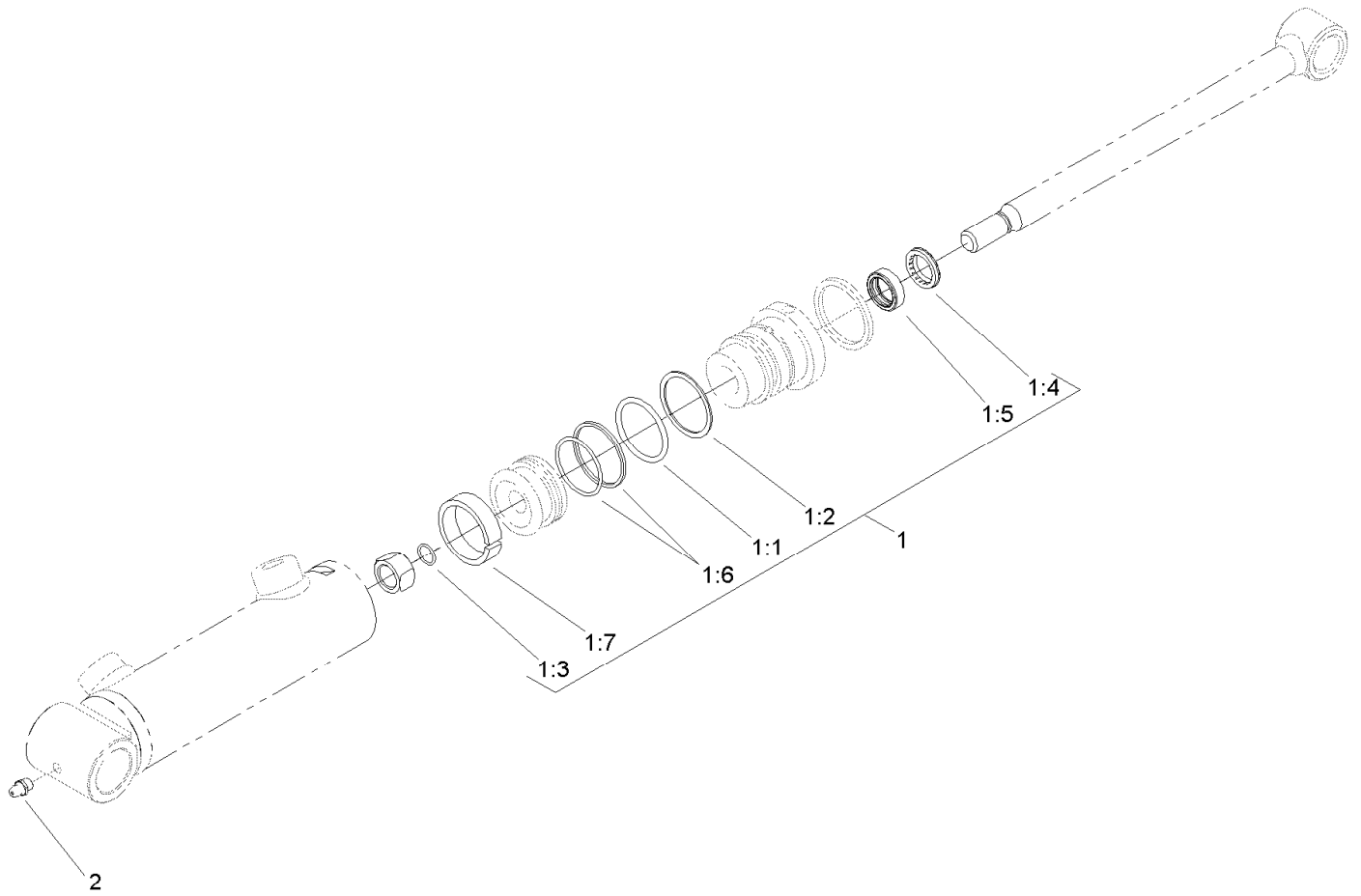
Front Hydraulic Control Block and Hose Assembly

<i>Ref.</i>	<i>Part Number</i>	<i>Qty.</i>	<i>Description</i>	<i>Ref.</i>	<i>Part Number</i>	<i>Qty.</i>	<i>Description</i>
2	340-2	4	Fitting-HYD, Straight	10	340-15	1	Fitting-HYD, 90 DEG
2:1	237-22	1	O-Ring	10:1	237-58	1	O-Ring
2:2	237-42	1	O-Ring	10:2	237-146	1	O-Ring
3	112-6512	1	Lift Manifold Block ASM	11	112-6588-01	1	Bracket-Manifold Block
5	59-7410	1	Tip-Nipple, Diagnostic	12	3234-17	4	Screw-HHF
5:1	237-42	1	O-Ring	16	3217-6	1	Nut-Hex
6	354-79	1	Cap-Dust	17	115-2009	1	Hanger-Hose
7	340-103	1	Fitting-HYD, 45 DEG	18	3296-29	1	Nut-Lock, NI
7:1	237-78	1	O-Ring	19	104-3797	1	Fitting-HYD, Straight
7:2	237-21	1	O-Ring	19:1	237-146	1	O-Ring
8	98-4584	1	HYD Hose ASM	19:2	340-65	1	O-Ring
9	340-92	5	Fitting-HYD, Straight	20	322-3	3	Screw-HH
9:1	237-78	1	O-Ring	27	3253-4	3	Washer-Lock
9:2	237-21	1	O-Ring	28	104-3716	1	HYD Hose ASM



Front No. 1 Lift Arm Assembly

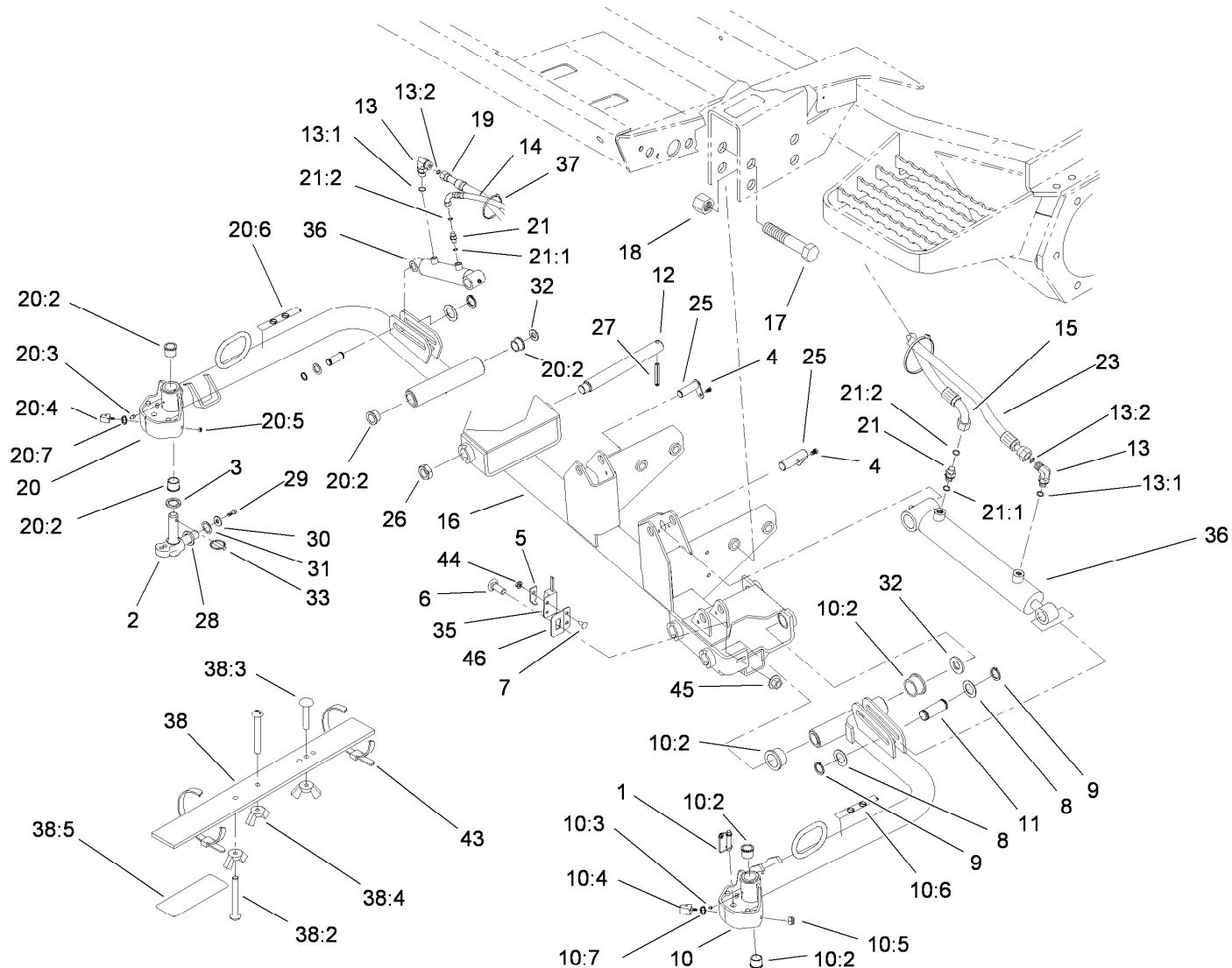
Ref.	Part Number	Qty.	Description	Ref.	Part Number	Qty.	Description
2	99-5610	1	Pin	13	340-132	2	Fitting-HYD, 90 DEG
3	98-1880-03	1	Knuckle-Pivot	13:1	237-78	1	O-Ring
4	105-3366	1	No. 1 Lift Arm ASM	13:2	237-21	1	O-Ring
4:2	104-0015	4	Bushing-Flange	17	2412-96	1	Clamp-R
4:3	302-60	1	Fitting-Grease	18	115-2024	1	HYD Hose ASM
4:4	302-5	1	Fitting-Grease	19	322-4	1	Screw-HH
4:5	106-9004	2	Bumper	20	112-6589	1	HYD Hose ASM
4:6	3296-29	2	Nut-Lock, NI	21	108-4437	1	Cylinder-Lift, HYD
4:7	256-287	2	Bushing	24	3296-49	1	Nut-Lock, NI
4:8	3255-8	2	Washer-Lock	25	32121-110	1	Pin-Roll, Slotted
5	94-8946	1	Washer-Thrust	26	98-7974	1	Washer-Thrust
6	32144-14	1	Screw-HWHTF	27	98-7993	1	Screw-HHF
7	106-9208	1	Short Cylinder Pin ASM	28	3256-6	1	Washer-Flat
8	94-9998	2	Washer-Thrust	29	3-6781	1	Washer-Thrust
9	94-9974	2	Ring-Retaining	30	76-2980	3	Washer-Thrust
10	75-5350	1	Pin-Slide, Cylinder	31	283-71	1	Pin-Lynch
11	95-7158	1	Pin-Pivot				



Lift Cylinder Assembly No. 108-4437

<i>Ref.</i>	<i>Part Number</i>	<i>Qty.</i>	<i>Description</i>
1	110-4132	1	Seal Kit
1:1		1	O-Ring ●
1:2		1	Back-Up Ring ●
1:3		1	O-Ring ●
1:4		1	Wiper ●
1:5		1	Seal ●
1:6		1	Seal W/Loader ●
1:7		1	Wear Ring ●
2	302-5	1	Fitting-Grease

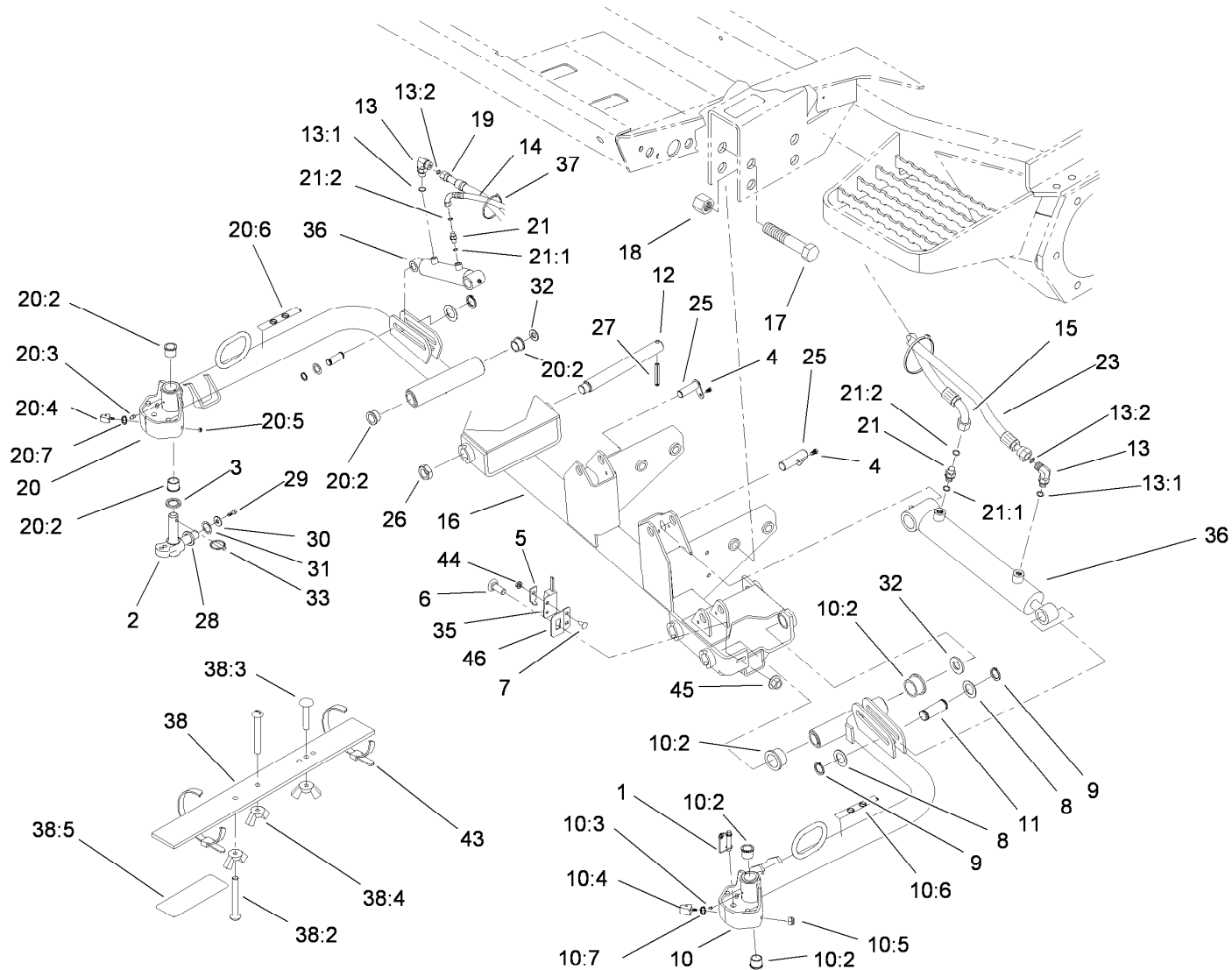
● Not serviced separately



Front No. 4 and No. 5 Lift Arm Assembly

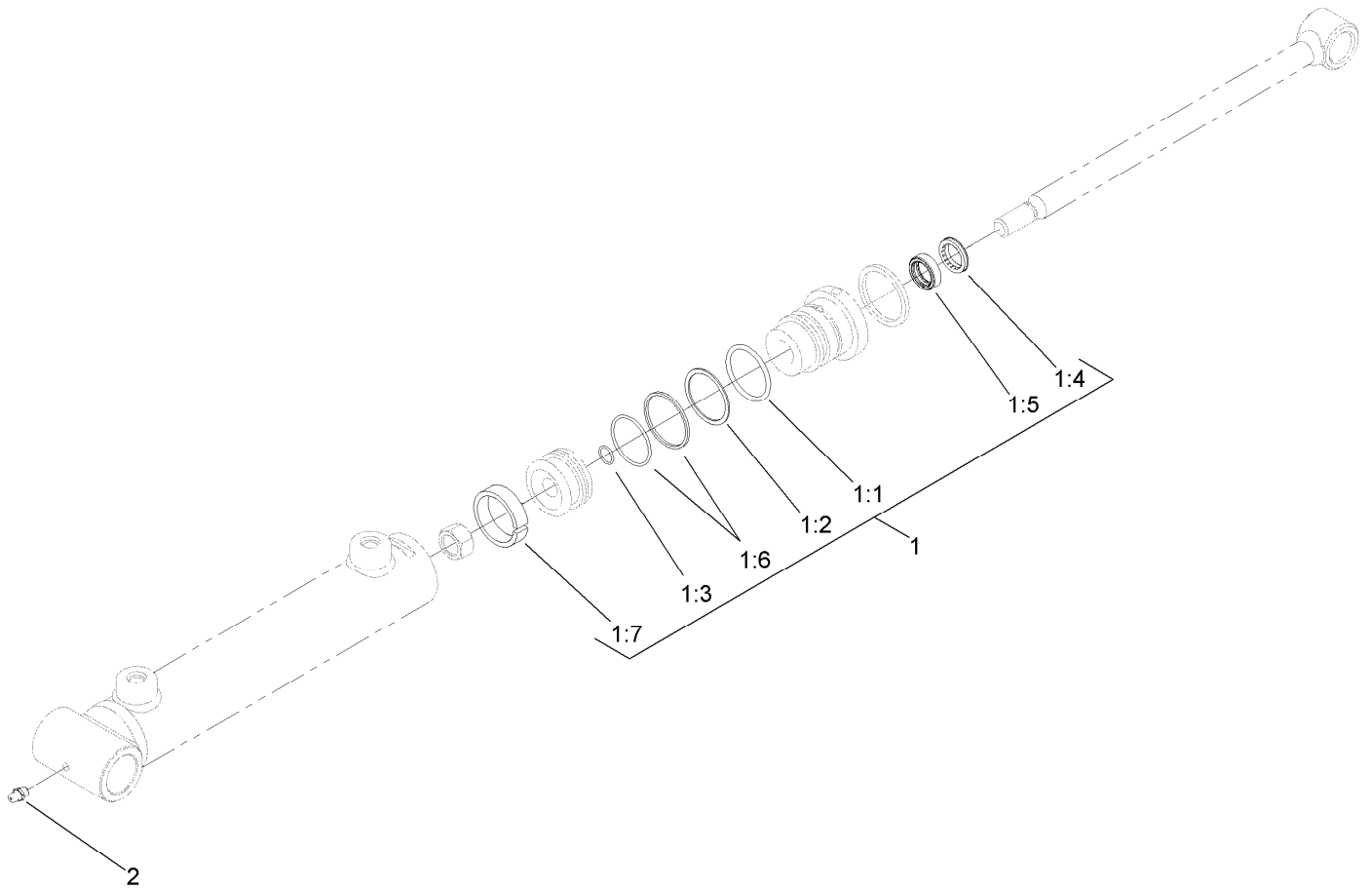
Ref.	Part Number	Qty.	Description
1	99-5610	2	Pin
2	98-1880-03	2	Knuckle-Pivot
3	94-8946	2	Washer-Thrust
4	32144-14	2	Screw-HWHTF
5	100-4872	1	Plate-Switch, Neutral
6	3231-22	1	Screw-CARR
7	104-1450	1	Bolt-CARR
8	94-9998	4	Washer-Thrust
9	94-9974	4	Ring-Retaining
10	105-3359	1	No. 4 Lift Arm ASM
10:2	104-0015	4	Bushing-Flange
10:3	302-5	2	Fitting-Grease
10:4	106-9004	2	Bumper
10:5	3296-29	2	Nut-Lock, NI
10:6	93-6687	1	Decal-No Step
10:7	3255-8	2	Washer-Lock
11	75-5350	2	Pin-Slide, Cylinder
12	95-7158	2	Pin-Pivot
13	340-132	2	Fitting-HYD, 90 DEG
13:1	237-78	1	O-Ring
13:2	237-21	1	O-Ring

Ref.	Part Number	Qty.	Description
14	105-7948	1	Hyd Hose ASM
15	105-7945	1	Hyd Hose ASM
16	105-3347-03	1	Frame-Carrier, Front
17	328-7	4	Screw-HH
18	3296-51	4	Nut-Lock, NI
19	115-2026	1	HYD Hose ASM
20	105-0110	1	No. 5 Lift Arm ASM
20:2	104-0015	4	Bushing-Flange
20:3	302-5	2	Fitting-Grease
20:4	106-9004	2	Bumper
20:5	3296-29	2	Nut-Lock, NI
20:6	93-6687	1	Decal-No Step
20:7	3255-8	2	Washer-Lock
21	340-92	2	Fitting-HYD, Straight
21:1	237-78	1	O-Ring
21:2	237-21	1	O-Ring
23	92-1718	1	Hose ASM
25	105-9889	2	Cylinder Pin ASM
26	3296-49	2	Nut-Lock, NI
27	32121-110	2	Pin-Roll, Slotted
28	98-7974	2	Washer-Thrust



Front No. 4 and No. 5 Lift Arm Assembly (continued)

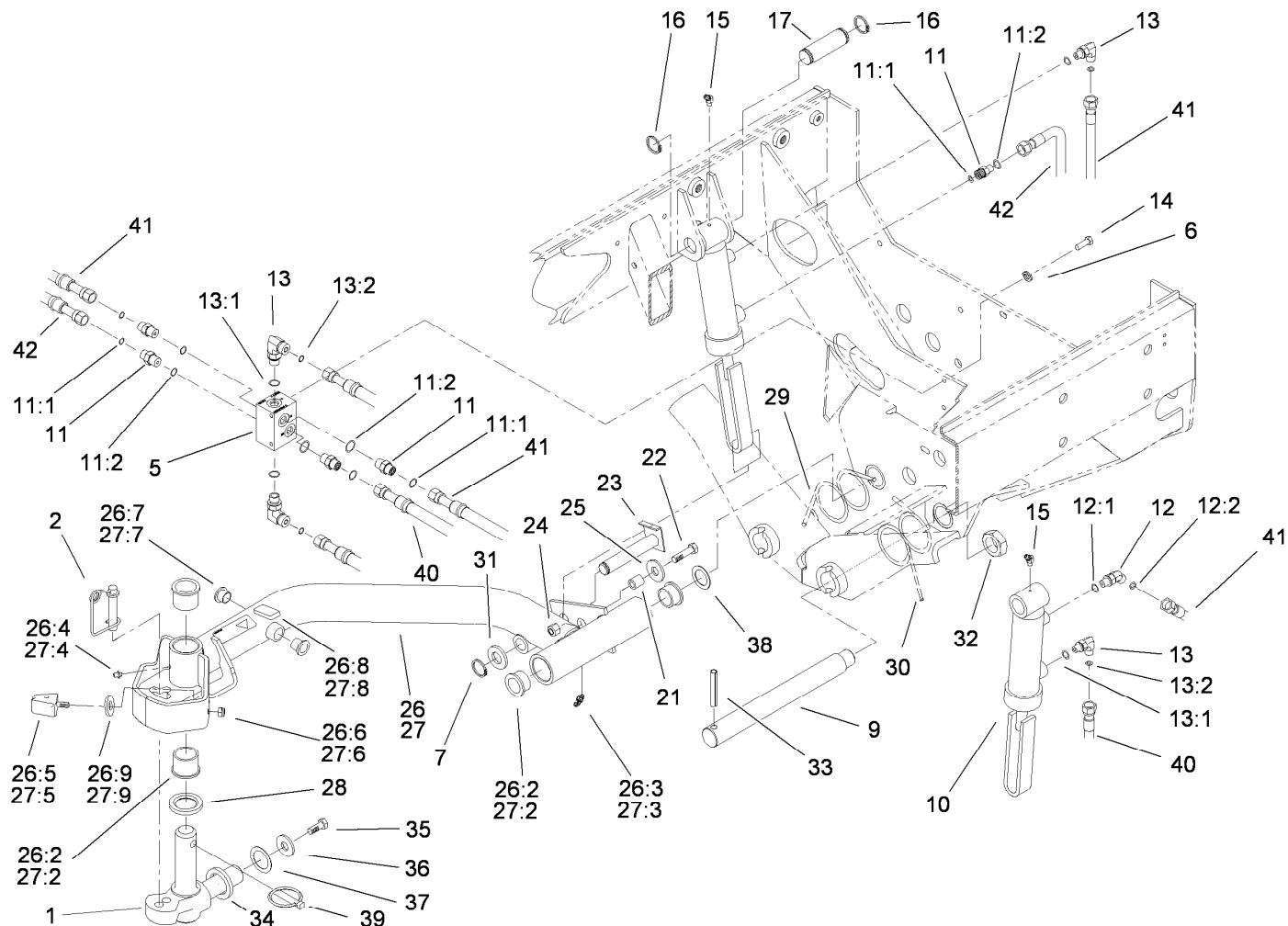
<i>Ref.</i>	<i>Part Number</i>	<i>Qty.</i>	<i>Description</i>	<i>Ref.</i>	<i>Part Number</i>	<i>Qty.</i>	<i>Description</i>
29	98-7993	2	Screw-HHF	38:2	32122-54	2	Screw-Head, Truss
30	3256-6	2	Washer-Flat	38:3	108-6714	1	Stud-Weld
31	3-6781	2	Washer-Thrust	38:4	32103-3	3	Nut-Wing
32	76-2980	6	Washer-Thrust	38:5	108-6712	1	Decal-Gauge, Bar
33	283-71	2	Pin-Lynch	43	3334-945	2	Tie-Cable
35	100-1270	1	Switch-Proximity	44	32149-7	1	Nut-Keps
36	110-9709	2	Cylinder-HYD	45	32128-43	1	Nut-Flange
37	3290-378	2	Tie-Cable	46	105-3351	1	Bracket-Switch
38	108-6715	1	Gauge Bar ASM				



Hydraulic Cylinder Assembly No. 110-9709

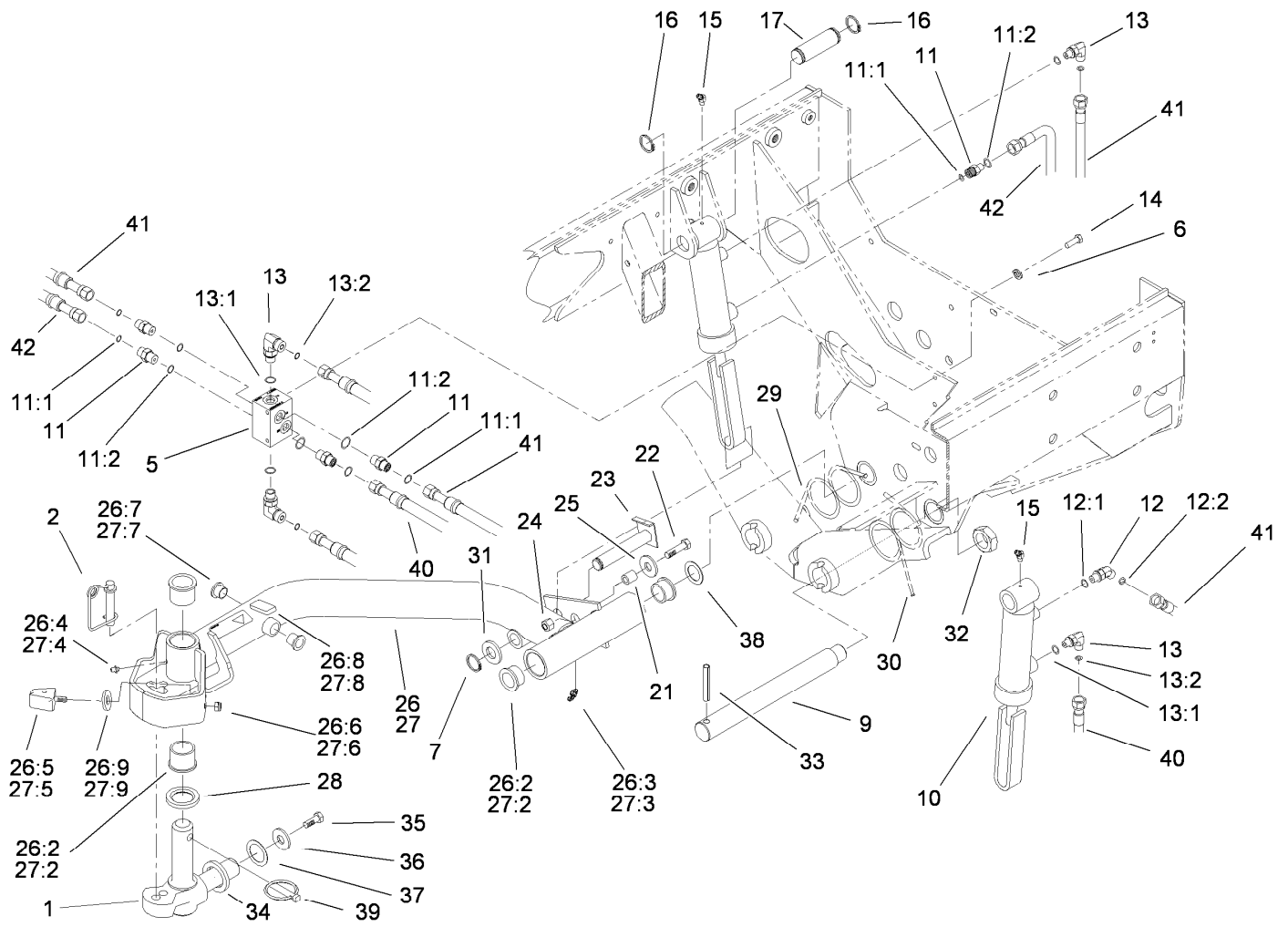
<i>Ref.</i>	<i>Part Number</i>	<i>Qty.</i>	<i>Description</i>
1	110-4132	1	Seal Kit
1:1		1	O-Ring ●
1:2		1	Back-Up Ring ●
1:3		1	O-Ring ●
1:4		1	Wiper ●
1:5		1	Seal ●
1:6		1	Seal W/Loader ●
1:7		1	Wear Ring ●
2	302-5	1	Fitting-Grease

● Not serviced separately



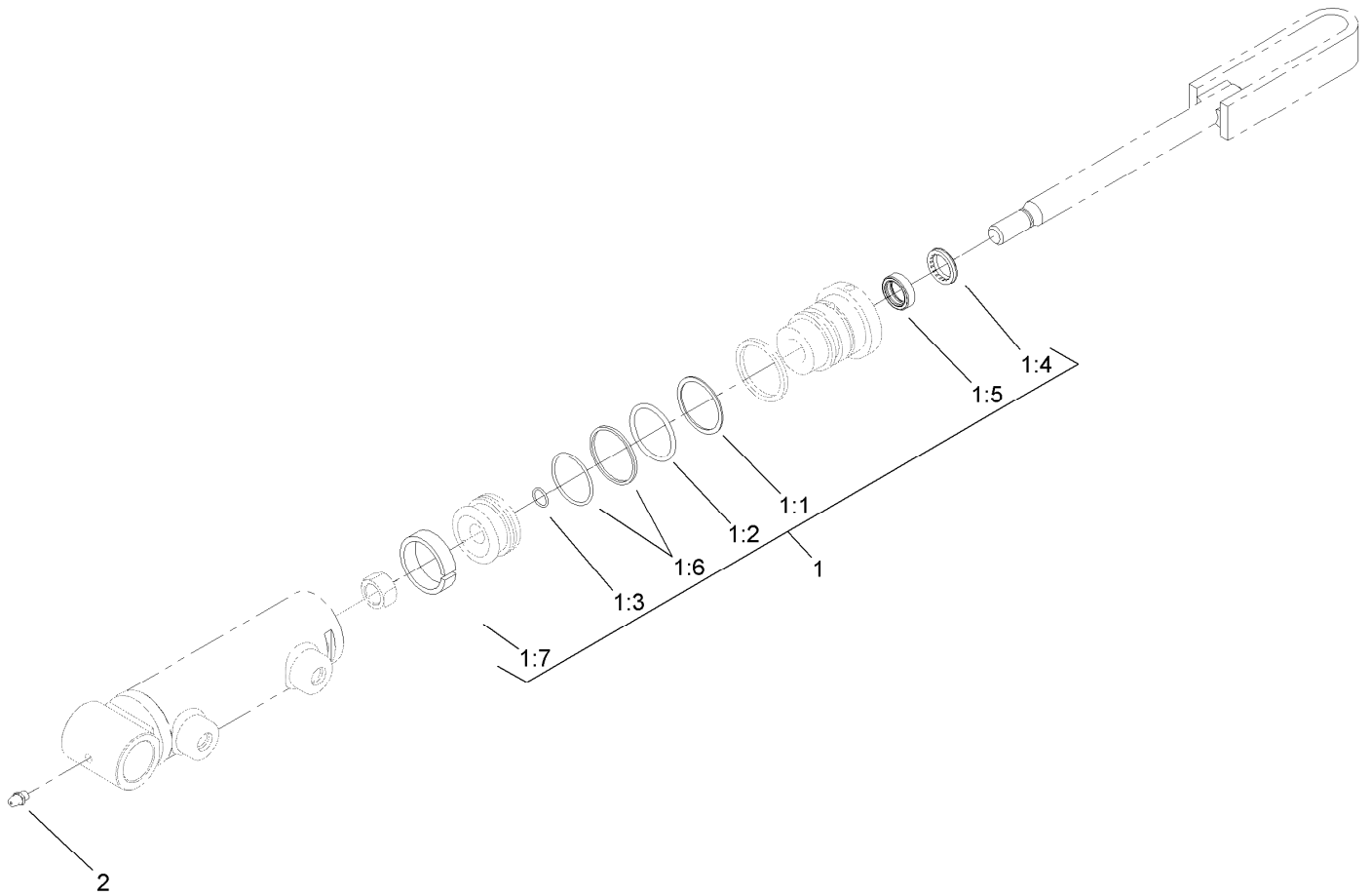
Rear No. 2 and No. 3 Lift Arm Assembly

Ref.	Part Number	Qty.	Description	Ref.	Part Number	Qty.	Description
1	98-1880-03	2	Knuckle-Pivot	22	322-7	2	Screw-HH
2	99-5610	2	Pin	23	99-2560	2	Pin
5	114-3963	1	Manifold-Flow Divider	24	3296-29	2	Nut-Lock, NI
6	3253-3	2	Washer-Lock	25	3256-3	2	Washer-Flat
7	94-9974	2	Ring-Retaining	26	105-3363	1	No. 3 Lift Arm ASM
9	95-7158	2	Pin-Pivot	26:2	104-0015	4	Bushing-Flange
10	108-4438	2	Cylinder-Lift, HYD	26:3	302-11	1	Fitting-Lube, 45 DEG
11	340-92	5	Fitting-HYD, Straight	26:4	302-5	1	Fitting-Grease
11:1	237-78	1	O-Ring	26:5	106-9004	2	Bumper
11:2	237-21	1	O-Ring	26:6	3296-29	2	Nut-Lock, NI
12	340-103	1	Fitting-HYD, 45 DEG	26:7	256-287	2	Bushing
12:1	237-78	1	O-Ring	26:8	93-6696	1	Decal-Warning
12:2	237-21	1	O-Ring	26:9	3255-8	2	Washer-Lock
13	340-132	4	Fitting-HYD, 90 DEG	27	105-3362	1	No. 2 Lift Arm ASM
13:1	237-78	1	O-Ring	27:2	104-0015	4	Bushing-Flange
13:2	237-21	1	O-Ring	27:3	302-11	1	Fitting-Lube, 45 DEG
14	321-4	2	Screw-HH	27:4	302-5	1	Fitting-Grease
15	302-11	2	Fitting-Lube, 45 DEG	27:5	106-9004	2	Bumper
16	32151-36	4	Ring-Retaining	27:6	3296-29	2	Nut-Lock, NI
17	92-7548	2	Pin-Cylinder	27:7	256-287	2	Bushing
21	82-6840	2	Spacer	27:8	93-6696	1	Decal-Warning



Rear No. 2 and No. 3 Lift Arm Assembly (continued)

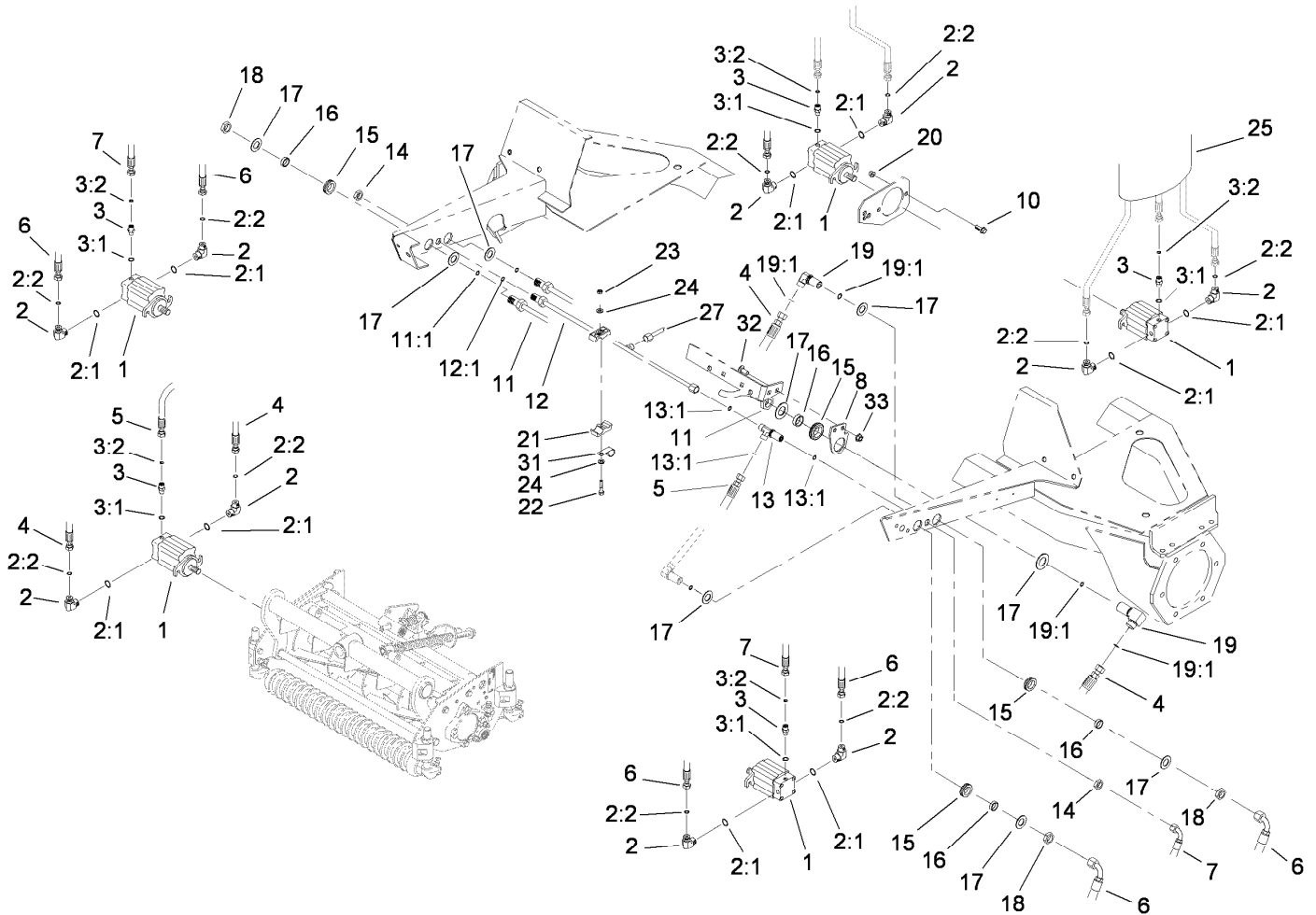
Ref.	Part Number	Qty.	Description	Ref.	Part Number	Qty.	Description
27:9	3255-8	2	Washer-Lock	35	98-7993	2	Screw-HHF
28	94-8946	2	Washer-Thrust	36	3256-6	2	Washer-Flat
29	99-5608-03	1	Spring-Torsion, RH	37	3-6781	2	Washer-Thrust
30	99-5609-03	1	Spring-Torsion, LH	38	76-2980	2	Washer-Thrust
31	67-6570	2	Spacer-Wheel	39	283-71	2	Pin-Lynch
32	3296-49	2	Nut-Lock, NI	40	105-7919	1	Hyd Hose ASM
33	32121-110	2	Pin-Roll, Slotted	41	115-2019	2	HYD Hose ASM
34	98-7974	2	Washer-Thrust	42	115-2018	1	HYD Hose ASM



Hydraulic Cylinder Assembly No. 108-4438

<i>Ref.</i>	<i>Part Number</i>	<i>Qty.</i>	<i>Description</i>
1	110-4132	1	Seal Kit
1:1		1	O-Ring ●
1:2		1	Back-Up Ring ●
1:3		1	O-Ring ●
1:4		1	Wiper ●
1:5		1	Seal ●
1:6		1	Seal W/Loader ●
1:7		1	Wear Ring ●
2	302-5	1	Fitting-Grease

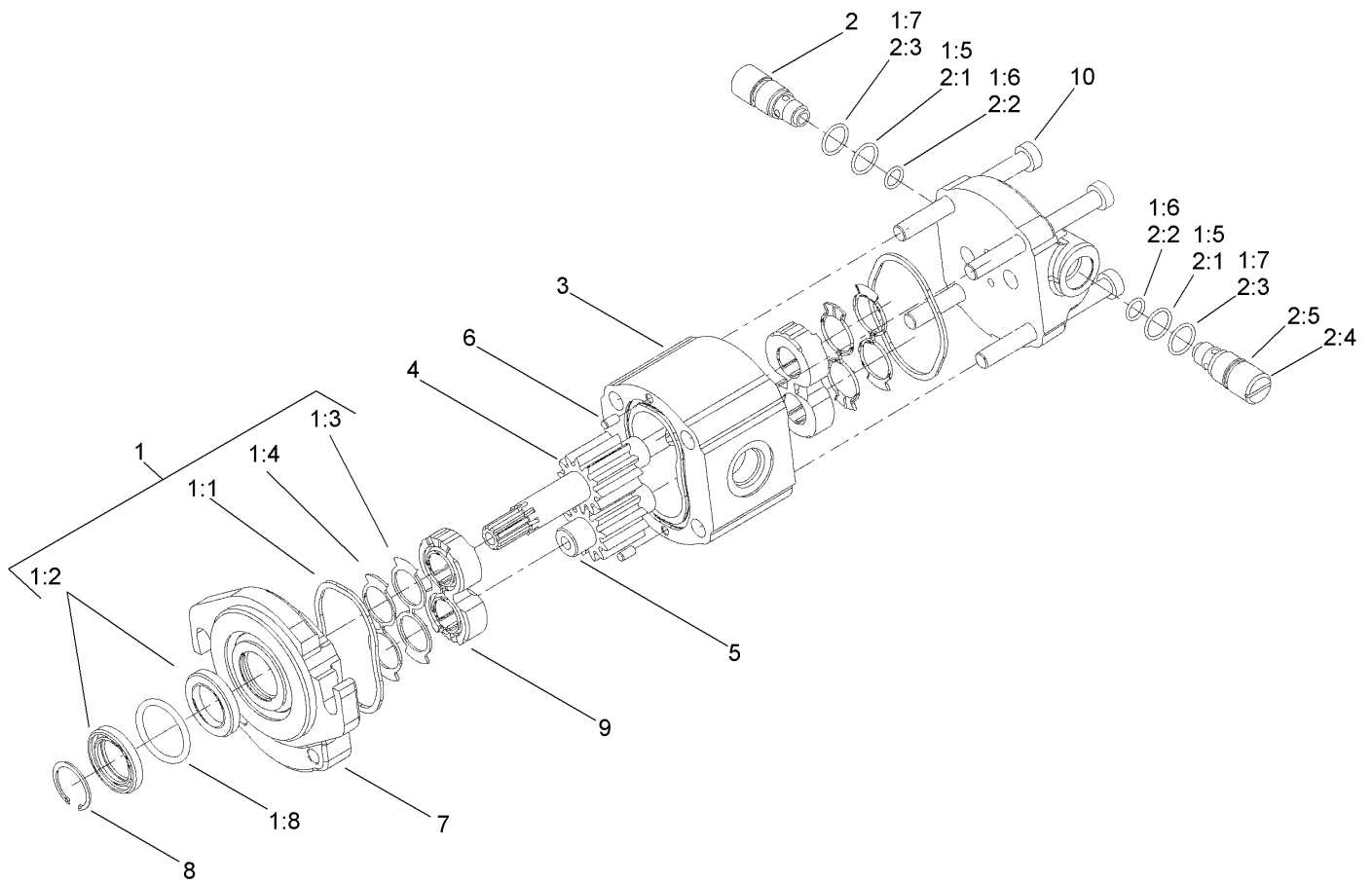
● Not serviced separately



Reel Motor Assembly

Ref.	Part Number	Qty.	Description
1	110-1717	5	HYD Motor ASM
2	340-98	10	Fitting-HYD, 90 DEG
2:1	237-79	1	O-Ring
2:2	237-30	1	O-Ring
3	340-92	5	Fitting-HYD, Straight
3:1	237-78	1	O-Ring
3:2	237-21	1	O-Ring
4	105-7902	2	HYD Hose ASM
5	92-7560	1	HYD Hose ASM
6	105-7901	4	HYD Hose ASM
7	92-7559	2	HYD Hose ASM
8	106-7788-03	1	Mount-Fitting
10	3234-11	10	Screw-HHF
11	93-4219	1	Tube ASM
11:1	237-30	1	O-Ring
12	108-6063	1	Front Drain Tube ASM
12:1	237-22	2	O-Ring
13	340-68	1	Fitting-Tee, Bulkhead

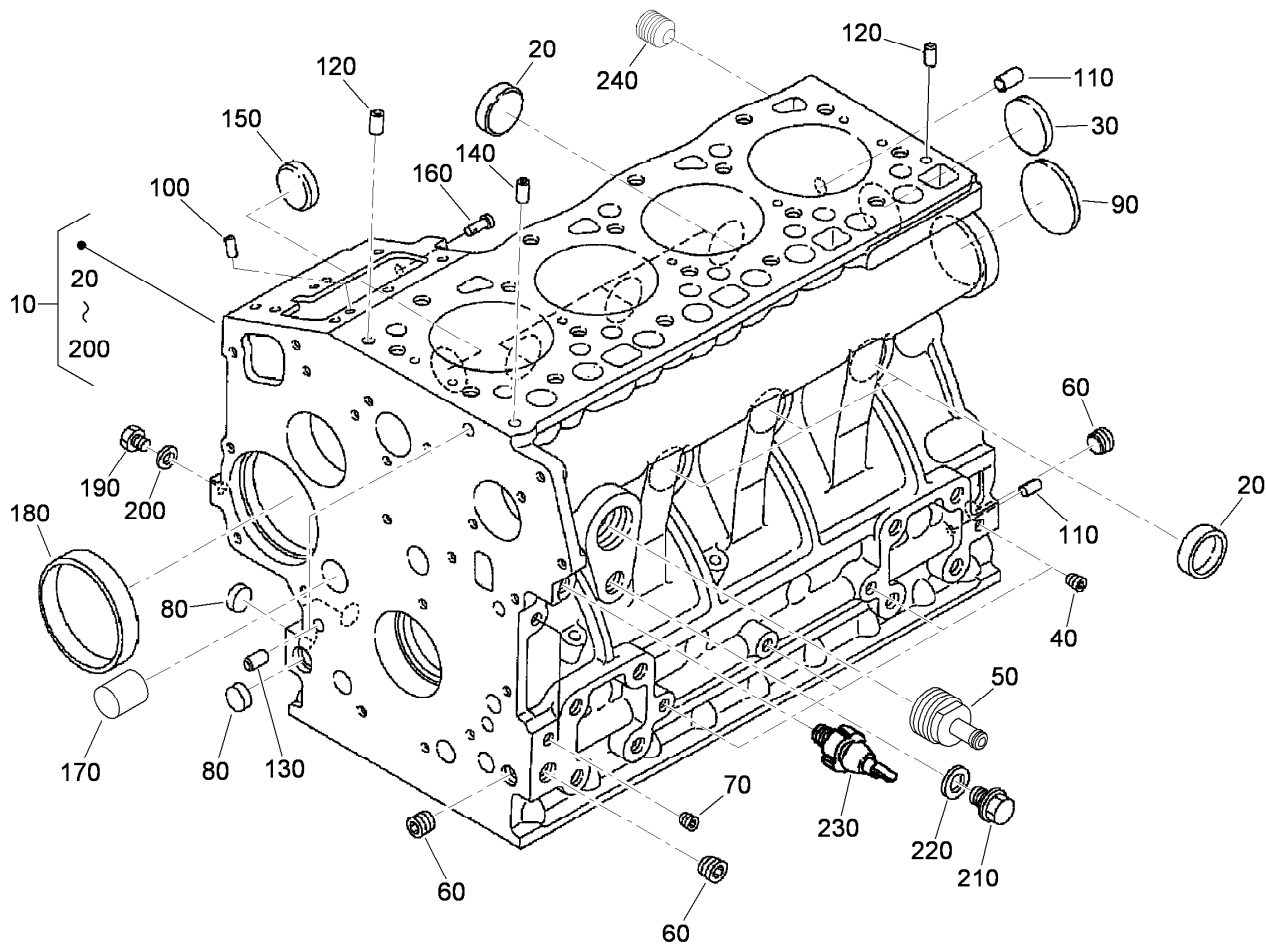
Ref.	Part Number	Qty.	Description
13:1	237-22	3	O-Ring
14	340-70	2	Nut-Lock
15	240-5	5	Grommet
16	69-8960	5	Spacer
17	69-8930	10	Washer
18	340-127	5	Nut-Bulkhead
19	93-9151	2	Fitting-HYD
19:1	237-30	2	O-Ring
20	32128-43	10	Nut-Flange
21	56-7972	4	Clamp-Tube
22	322-7	2	Screw-HH
23	3296-29	2	Nut-Lock, NI
24	3256-23	4	Washer-Flat
25	99-5617	5	Sleeve-Protective
27	112-6579	1	Drain Tube ASM
31	2412-150	1	Clip-J
32	3230-23	2	Screw-CARR
33	32128-20	2	Nut-HF



Hydraulic Motor Assembly No. 110-1717

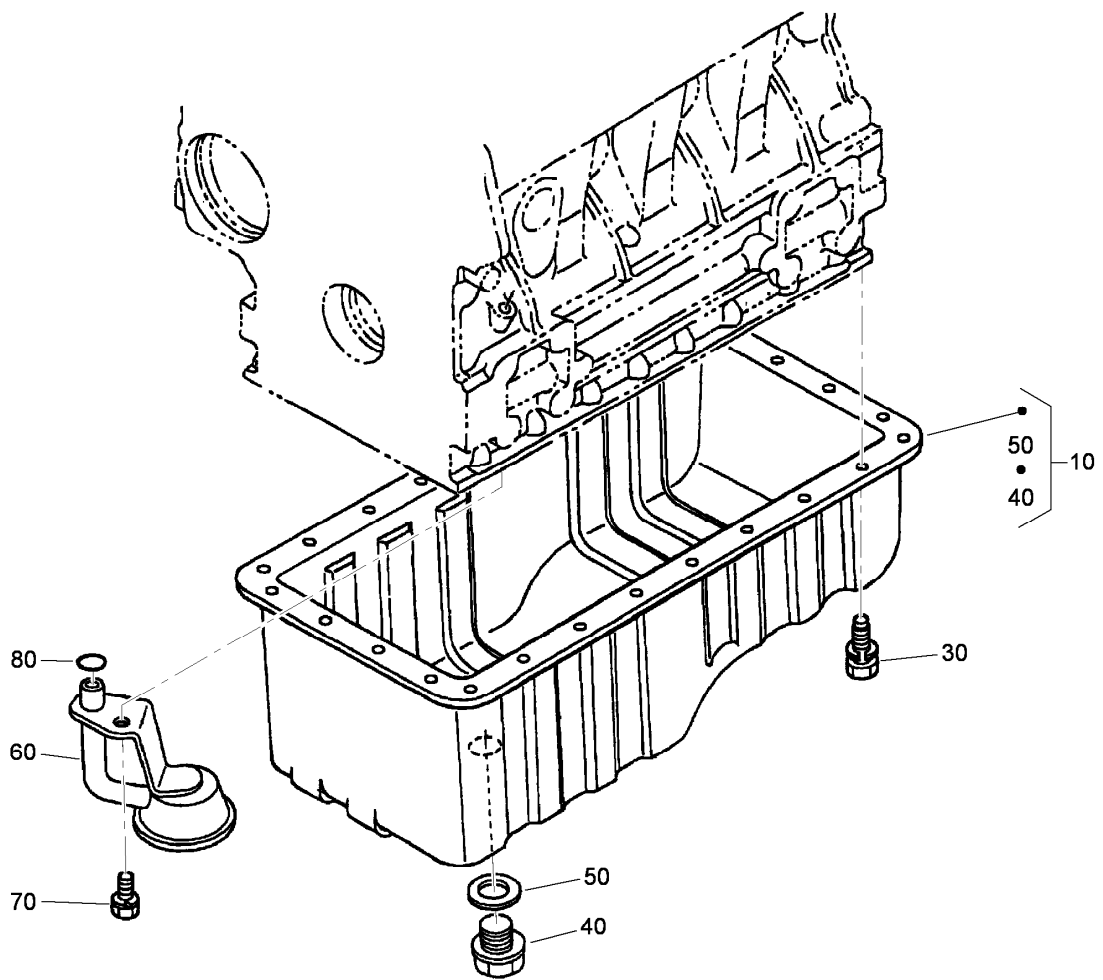
Ref.	Part Number	Qty.	Description
1	110-0040	1	Seal Kit
1:1		2	Ring ●
1:2		2	Seal-Shaft ●
1:3		2	Seal ●
1:4		2	Seal-Anti Extrusion ●
1:5		2	Seal-Valve, Relief ●
1:6		2	Seal-Valve, Relief ●
1:7		2	Ring-Backup ●
1:8		1	Ring-Spacer ●
2	110-0041	2	Relief Cartridge Kit
2:1		1	Seal ●
2:2		1	Seal ●
2:3		1	Ring-Backup ●
2:4		1	Cap-Relief ●
2:5		1	Valve-Relief ●
3		1	Body ●
4		1	Gear-Drive ●
5		1	Gear-Driven ●
6		2	Pin-Dowel ●
7		1	Cover-Front ●
8		1	Ring-Retaining ●
9		2	Block-Bearing ●
10		4	Screw ●

● Not serviced separately



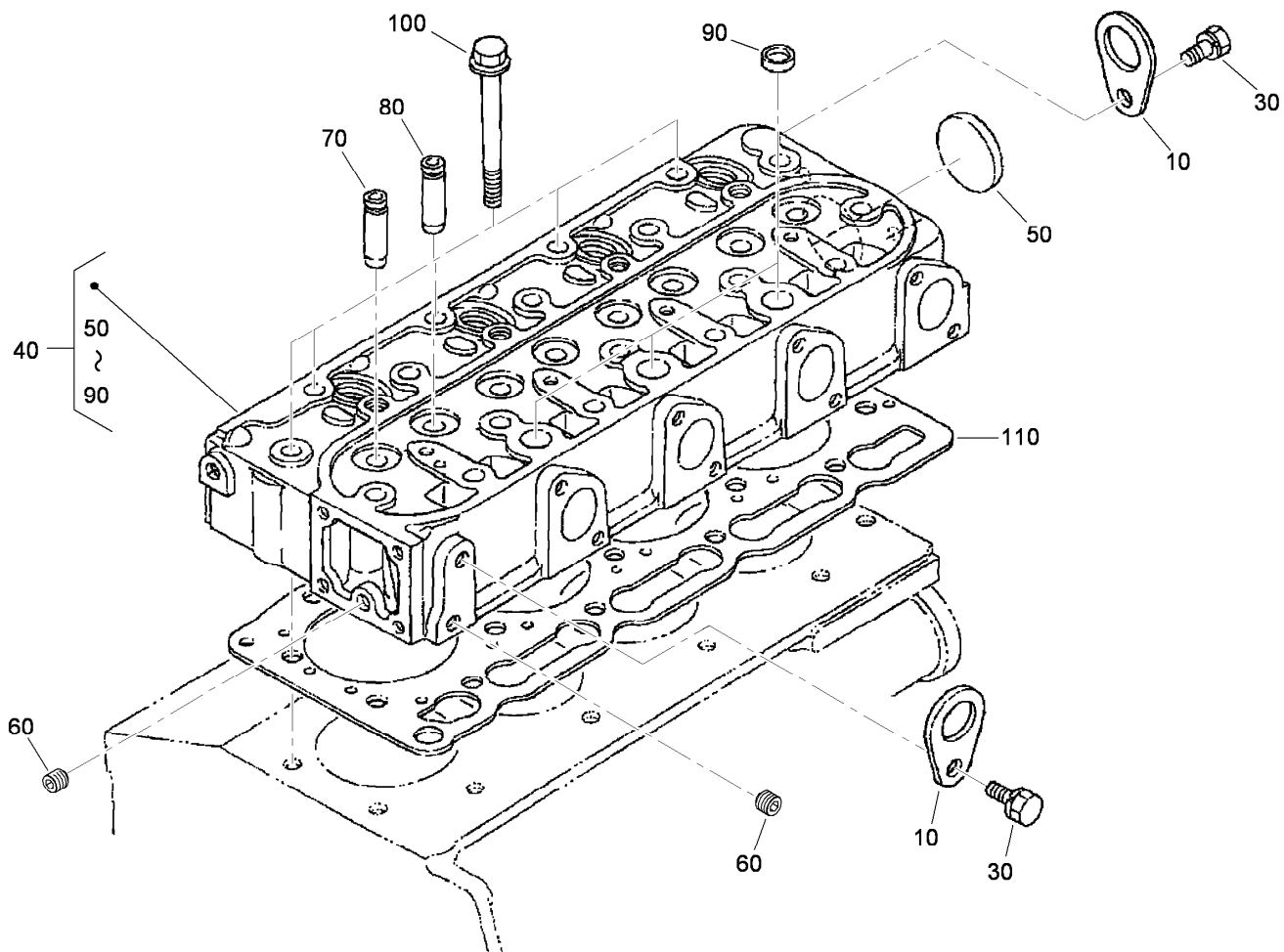
Crankcase Assembly

<i>Ref.</i>	<i>Part Number</i>	<i>Qty.</i>	<i>Description</i>
10	115-4115	1	Crankcase ASM
20	98-9398	6	Cap-Sealing
30	98-7539	1	Cap-Sealing
40	98-7540	4	Plug
50	99-8347	1	Joint-Pipe, Drain
60	98-9597	3	Plug
70	98-7487	2	Plug
80	98-9379	3	Plug-Expansion
90	98-9668	1	Plug-Expansion
100	98-9375	1	Pin-Straight
110	98-9377	1	Pin-Straight
120	98-9376	2	Pin-Straight
130	98-9387	2	Pin-Pipe
140	98-9539	1	Pin-Pipe
150	98-9599	1	Plug
160	105-3796	1	Pin-Spring, Start
170	98-9675	1	Plug
180	98-9656	1	Bushing-Governor, Gear
190	98-7507	1	Plug
200	98-7428	1	Gasket
210	99-3447	1	Plug
220	106-7056	1	Gasket
230	98-9416	1	Switch-Oil
240	98-9444	1	Plug



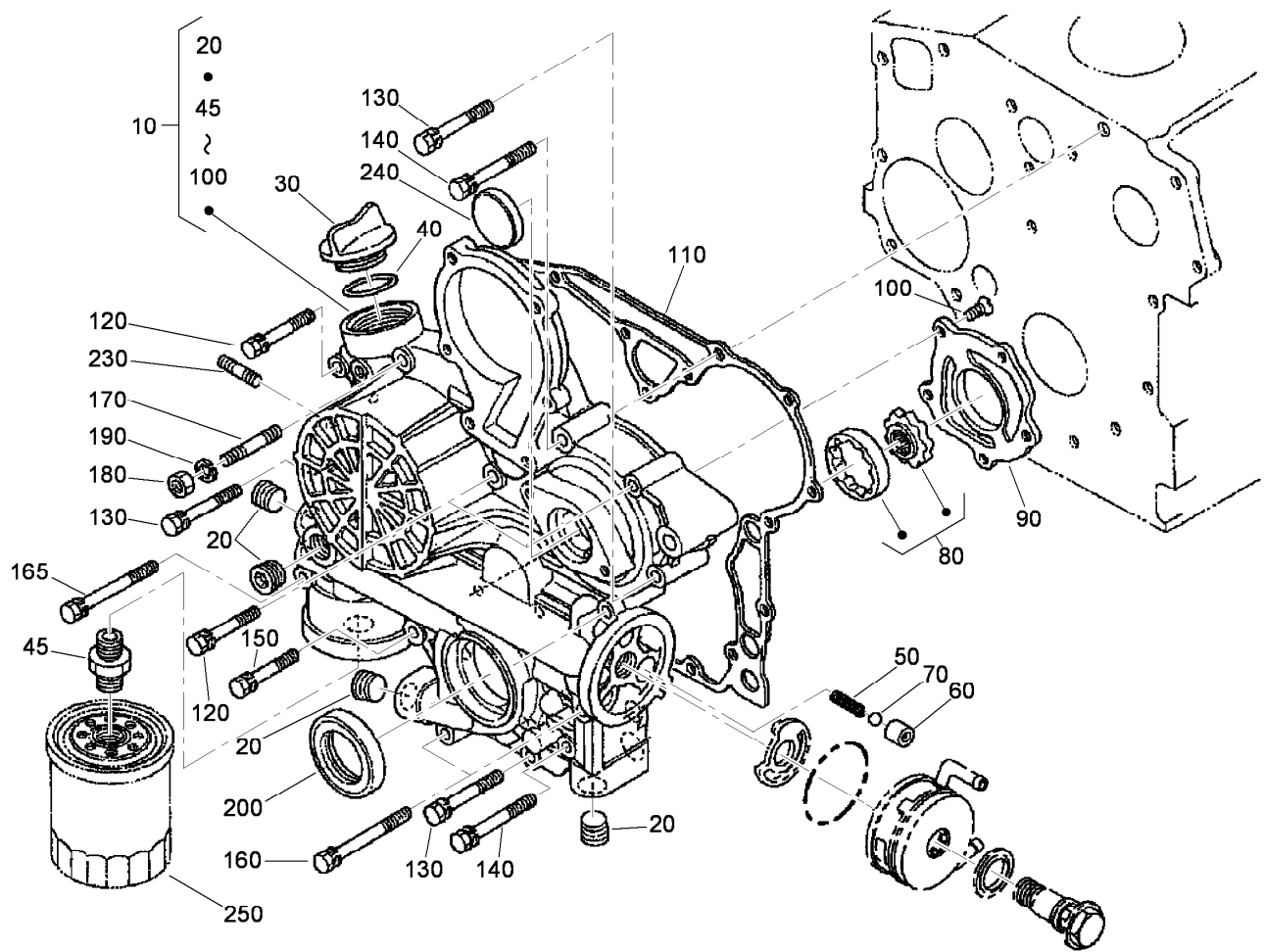
Oil Pan Assembly

<i>Ref.</i>	<i>Part Number</i>	<i>Qty.</i>	<i>Description</i>
10	110-9714	1	Oil Pan
30	98-9351	26	Bolt
40	105-3703	1	Plug-Drain
50	110-9715	1	Gasket-Pan, Oil
60	115-4116	1	Filter-Oil
70	98-7526	1	Bolt
80	105-3776	1	O-Ring



Cylinder Head Assembly

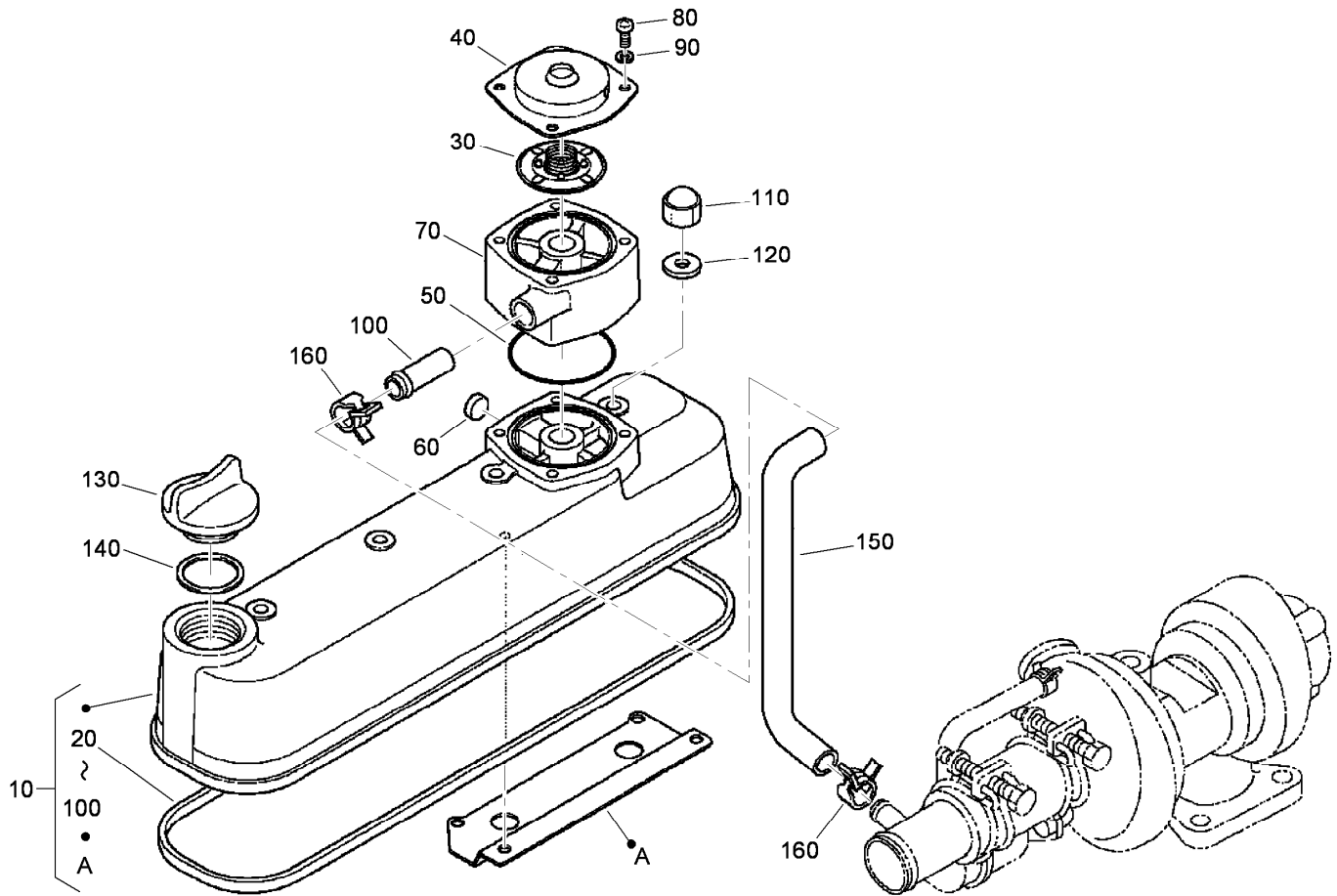
<i>Ref.</i>	<i>Part Number</i>	<i>Qty.</i>	<i>Description</i>
10	98-7531	2	Hook-Engine
30	100-9195	2	Bolt
40	108-2854	1	Cylinder Head ASM
50	105-3705	1	Cap-Sealing
60	98-7540	2	Plug
70	107-9066	4	Guide-Valve, Inlet
80	107-9067	4	Guide-Valve, Exhaust
90	98-9389	3	Cap-Sealing
100	98-9479	18	Bolt-Head, Cylinder
110	108-2855	1	Gasket-Head, Cylinder



Gear Case Assembly

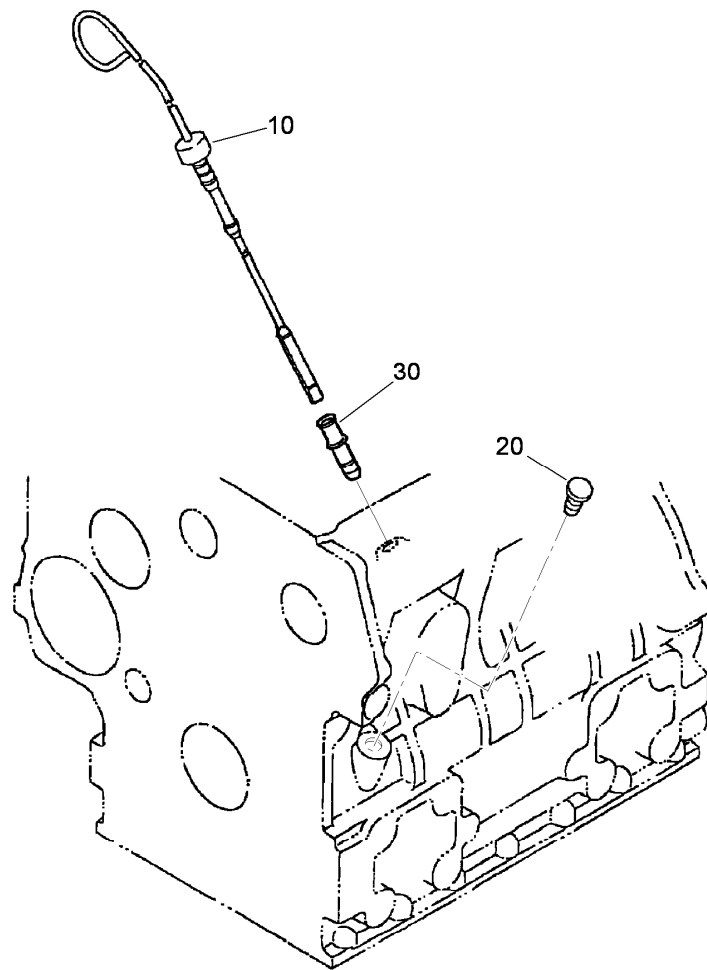
<i>Ref.</i>	<i>Part Number</i>	<i>Qty.</i>	<i>Description</i>
10	115-4117	1	Complete Gear Case
20	98-9598	5	Plug
30	107-9075	1	Plug-Filler, Oil
40	99-3446	1	O-Ring
45	98-9388	1	Joint-Pipe
50	98-9544	1	Spring
60	98-9543	1	Seat-Valve
70	98-9380	1	Ball
80	98-9540	1	Oil Pump Rotor ASM
90	105-3708	1	Cover-Pump, Oil
100	98-9592	5	Screw
110	98-9633	1	Gasket-Case, Gear
120	98-7496	3	Bolt

<i>Ref.</i>	<i>Part Number</i>	<i>Qty.</i>	<i>Description</i>
130	105-3797	4	Bolt
140	98-9356	2	Bolt
150	98-9437	1	Bolt
160	98-9586	2	Bolt
165	99-3511	1	Bolt
170	105-3709	1	Stud
180	98-7572	1	Nut
190	98-7699	1	Washer-Spring
200	98-9482	1	Seal-Oil
230	105-3710	2	Stud
240	98-9641	1	Cover-Case, Gear
250	108-3841	1	Filter-Oil



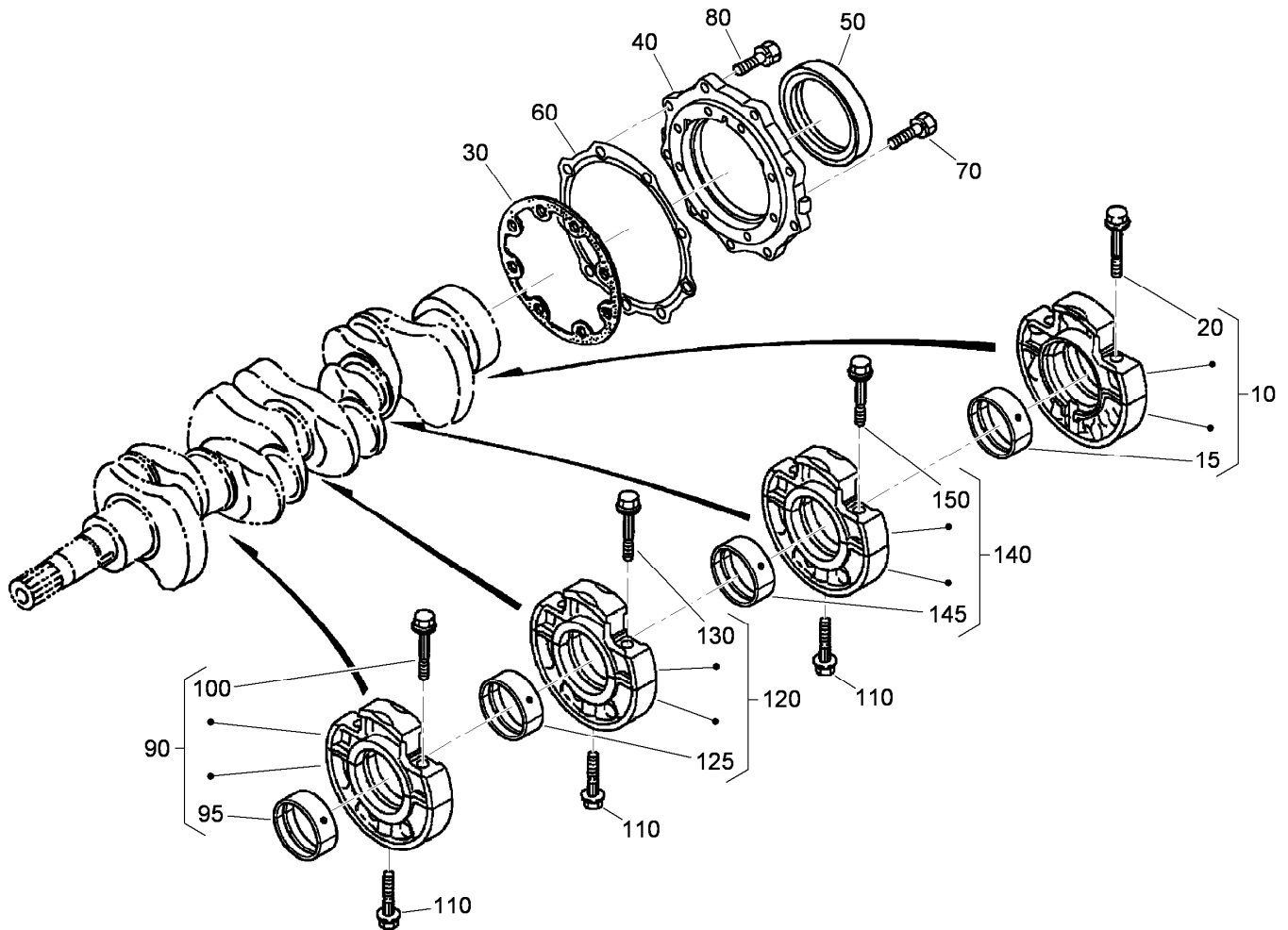
Cylinder Head Cover Assembly

<i>Ref.</i>	<i>Part Number</i>	<i>Qty.</i>	<i>Description</i>
10	115-4118	1	Cylinder Head Cover ASM
20	105-3712	1	Gasket-Cover, Head
30	110-3715	1	Valve-Breather
40	110-3714	1	Cover-Breather
50	110-3846	1	O Ring-Breather
60	115-3042	1	Cap-Sealing
70	115-3043	1	Spacer-Breather
80	115-3044	4	Screw-Pan Head
90	100-2204	4	Washer-Spring
100	98-7766	1	Pipe-Return, Water
110	98-9455	4	Nut-Cap
120	98-9454	4	Gasket
130	107-9075	1	Plug-Filler, Oil
140	99-3446	1	O-Ring
150	115-4119	1	Tube-Breather, Turbo
160	108-2859	2	Clamp-Hose



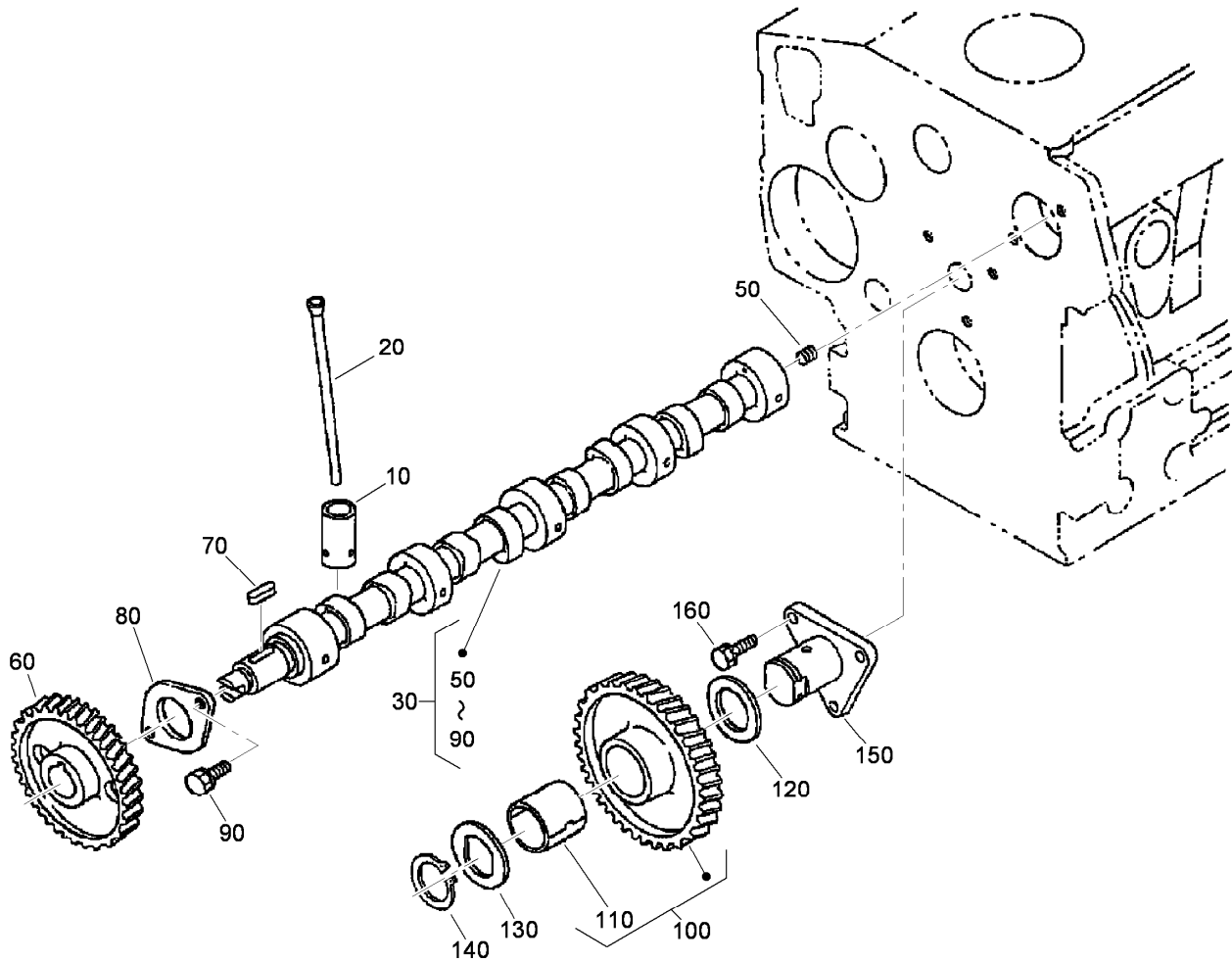
Dipstick and Guide Assembly

<i>Ref.</i>	<i>Part Number</i>	<i>Qty.</i>	<i>Description</i>
10	105-3714	1	Gauge-Oil
20	110-3720	1	Plug-Gauge, Oil
30	105-4580	1	Guide-Gauge, Oil



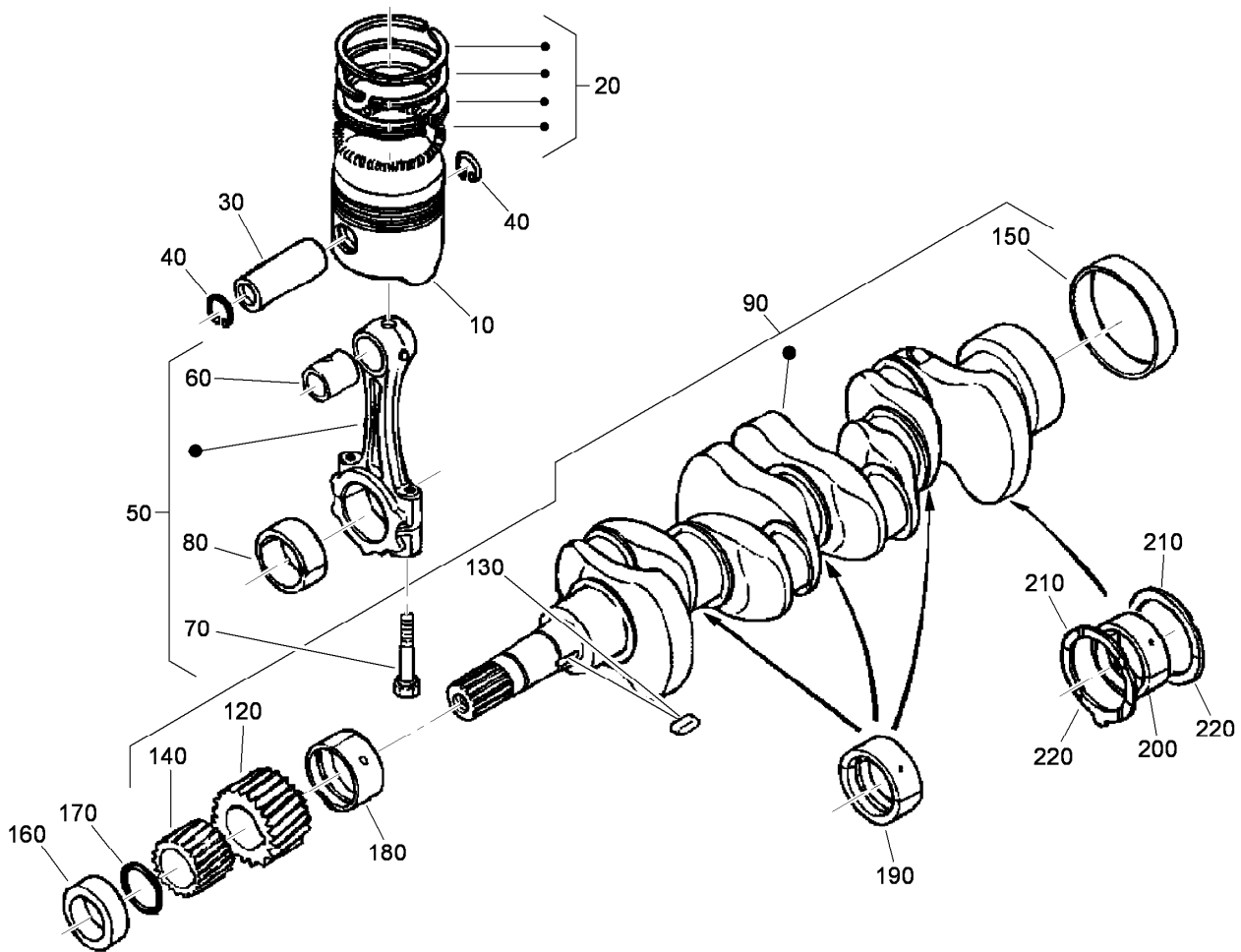
Main Bearing Case Assembly

<i>Ref.</i>	<i>Part Number</i>	<i>Qty.</i>	<i>Description</i>
10	112-7026	1	Wheel Bearing Case ASM
15	112-7045	1	Metal-Crankshaft
20	98-9484	2	Bolt-Case, Bearing
30	98-9634	1	Gasket-Case, Bearing
40	112-7046	1	Cover-Case, Bearing
50	112-0180	1	Seal-Oil
60	112-7037	1	Gasket-Cover, Case
70	98-9352	8	Bolt
80	98-7568	9	Bolt
90	112-7028	1	Bearing ASM
95	112-7011	1	Bearing-Main (STD)
100	98-9484	2	Bolt-Case, Bearing
110	98-9485	3	Bolt-Case, Bearing
120	112-7027	1	Bearing ASM
125	112-7011	1	Bearing-Main (STD)
130	98-9484	2	Bolt-Case, Bearing
140	115-4120	1	Bearing Case ASM
145	112-7011	1	Bearing-Main (STD)
150	98-9484	2	Bolt-Case, Bearing



Cam Shaft and Idle Gear Shaft Assembly

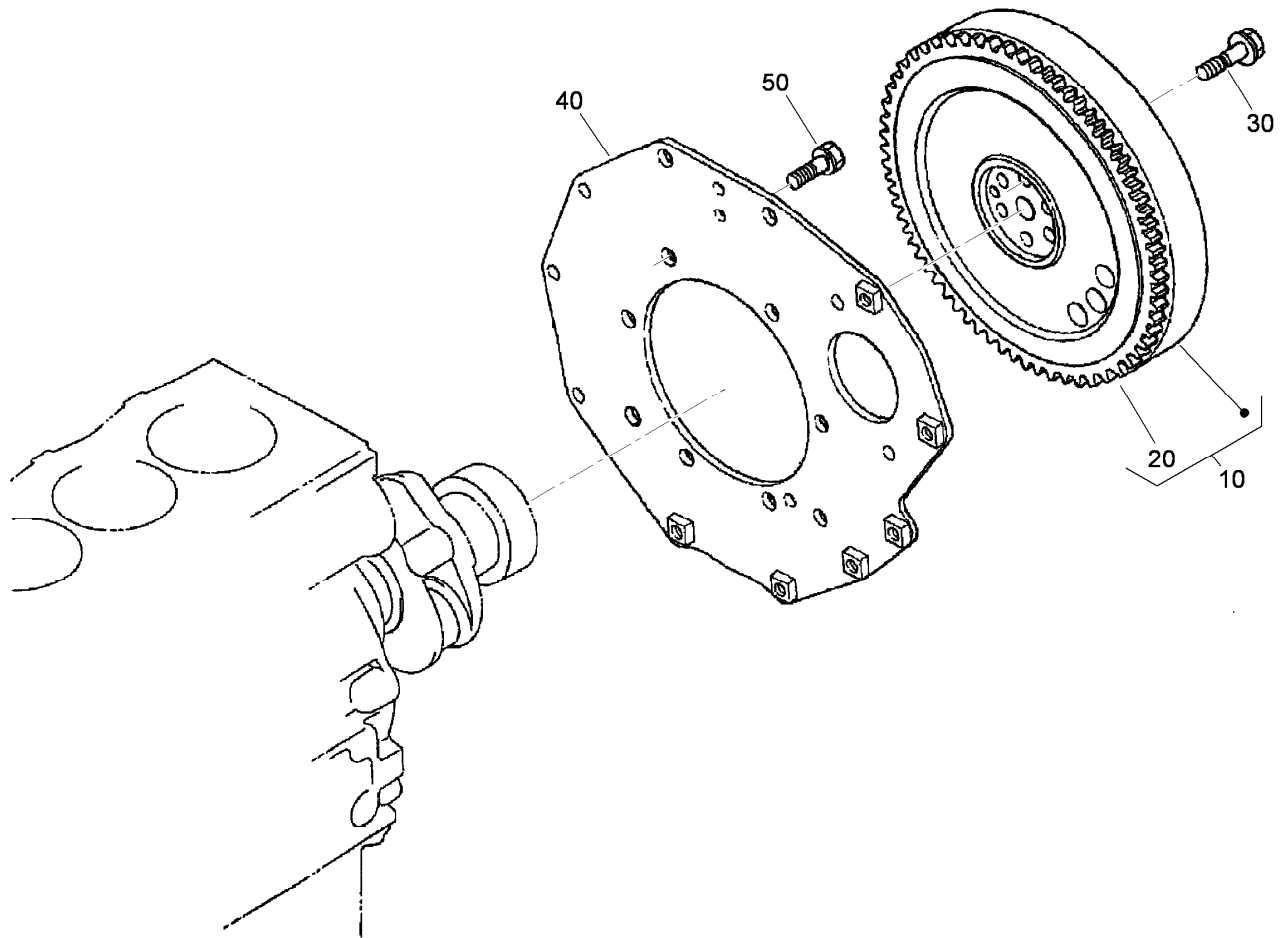
<i>Ref.</i>	<i>Part Number</i>	<i>Qty.</i>	<i>Description</i>
10	112-0185	8	Tappet
20	98-9509	8	Rod-Push
30	112-8402	1	Camshaft ASM
50	98-7449	1	Screw-Set
60	98-9512	1	Gear-Cam
70	98-9378	1	Key-Feather
80	98-9510	1	Stopper-Camshaft
90	98-7692	2	Bolt
100	98-9649	1	Idle Gear ASM
110	98-9650	1	Bushing-Gear, Idle
120	98-9535	1	Collar-Gear, Idle
130	98-9536	1	Collar-Gear, Idle
140	98-9534	1	Circlip-Gear, Idle
150	98-9533	1	Shaft-Gear, Idle
160	98-7692	3	Bolt



Piston and Crankshaft Assembly

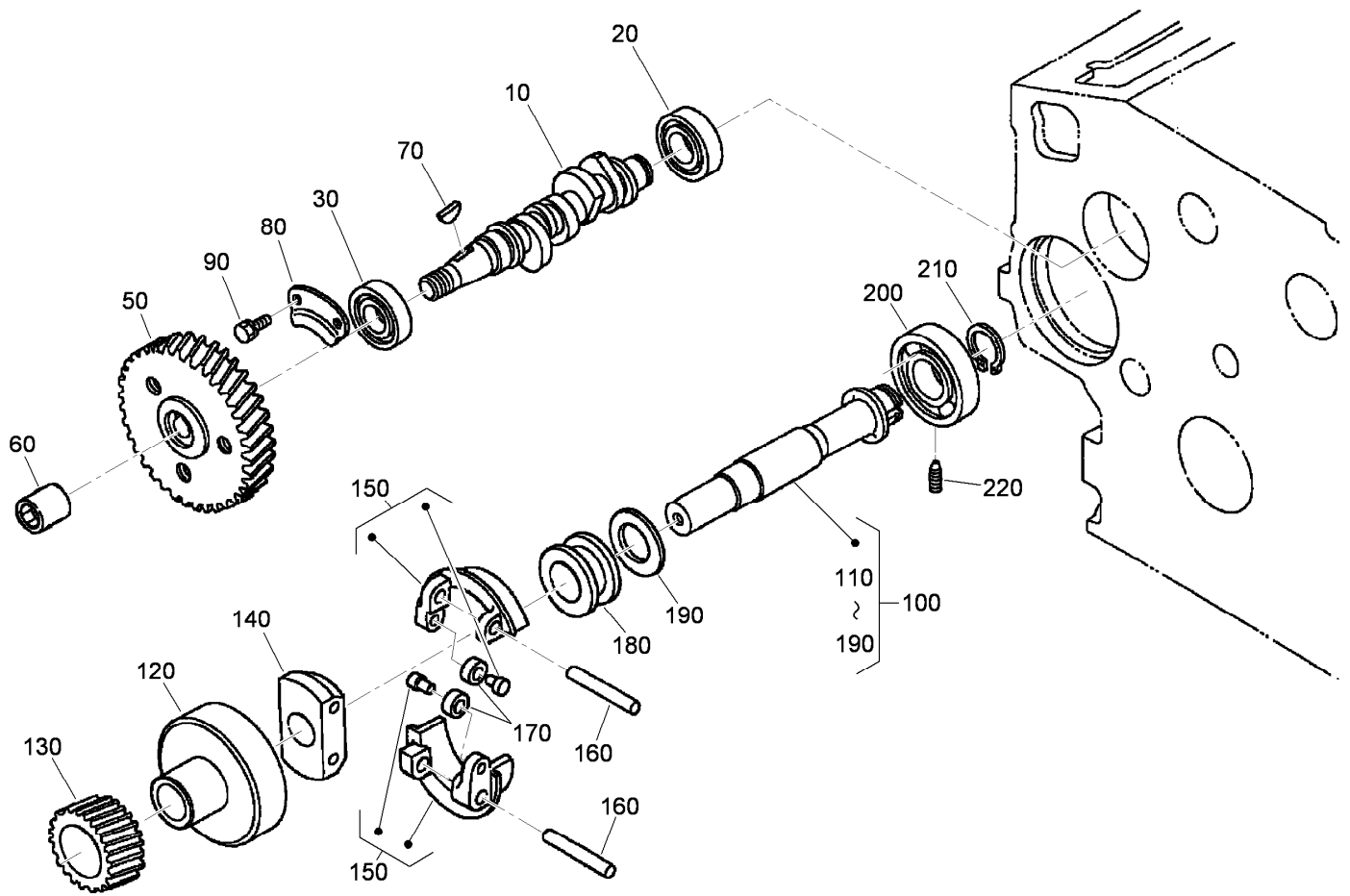
<i>Ref.</i>	<i>Part Number</i>	<i>Qty.</i>	<i>Description</i>
10	98-9550	4	Piston (STD)
10	108-1417	4	Piston (0.5Mm)
20	98-9551	4	Piston Ring ASM (STD)
20	98-9619	4	Piston Ring ASM (0.5Mm)
30	98-9513	4	Pin-Piston
40	98-9514	8	Circlip-Pin, Piston
50	98-9552	4	Connecting Rod ASM
60	98-9515	4	Bushing-Pin, Piston
70	98-9517	8	Bolt-Rod, Connecting
80	98-9553	4	Bearing-Rod (STD)
80	108-1405	4	Metal-Crankpin (-0.2Mm)
80	108-1406	4	Metal-Crankpin (-0.4Mm)
90	105-3718	1	Crankshaft ASM
120	98-9532	1	Gear-Crankshaft
130	98-9666	1	Key
140	98-9542	1	Gear-Drive, Oil Pump
150	98-9522	1	Sleeve-Crankshaft

<i>Ref.</i>	<i>Part Number</i>	<i>Qty.</i>	<i>Description</i>
160	98-9521	1	Collar-Crankshaft
170	98-9373	1	O-Ring
180	112-7005	1	Bearing-Main (STD)
180	112-7009	1	Metal-Crankpin (-0.2Mm)
180	112-7010	1	Metal-Crankpin (-0.4Mm)
190	112-7011	3	Bearing-Main (STD)
190	112-7012	3	Metal-Crankpin (-0.2Mm)
190	112-7013	3	Metal-Crankpin (-0.4Mm)
200	115-4121	1	Metal-Crankshaft (STD)
200	112-7039	1	Metal-Crankshaft (0.2Mm)
200	112-7040	1	Metal-Crankshaft (-0.4Mm)
210	98-9413	2	Bearing-Thrust (STD)
210	98-9414	2	Bearing-Thrust (0.2Mm)
210	98-9415	2	Bearing-Thrust (0.4Mm)
220	98-9688	2	Bearing-Thrust (STD)
220	98-9689	2	Bearing-Thrust (0.2Mm)
220	98-9690	2	Bearing-Thrust (0.4Mm)



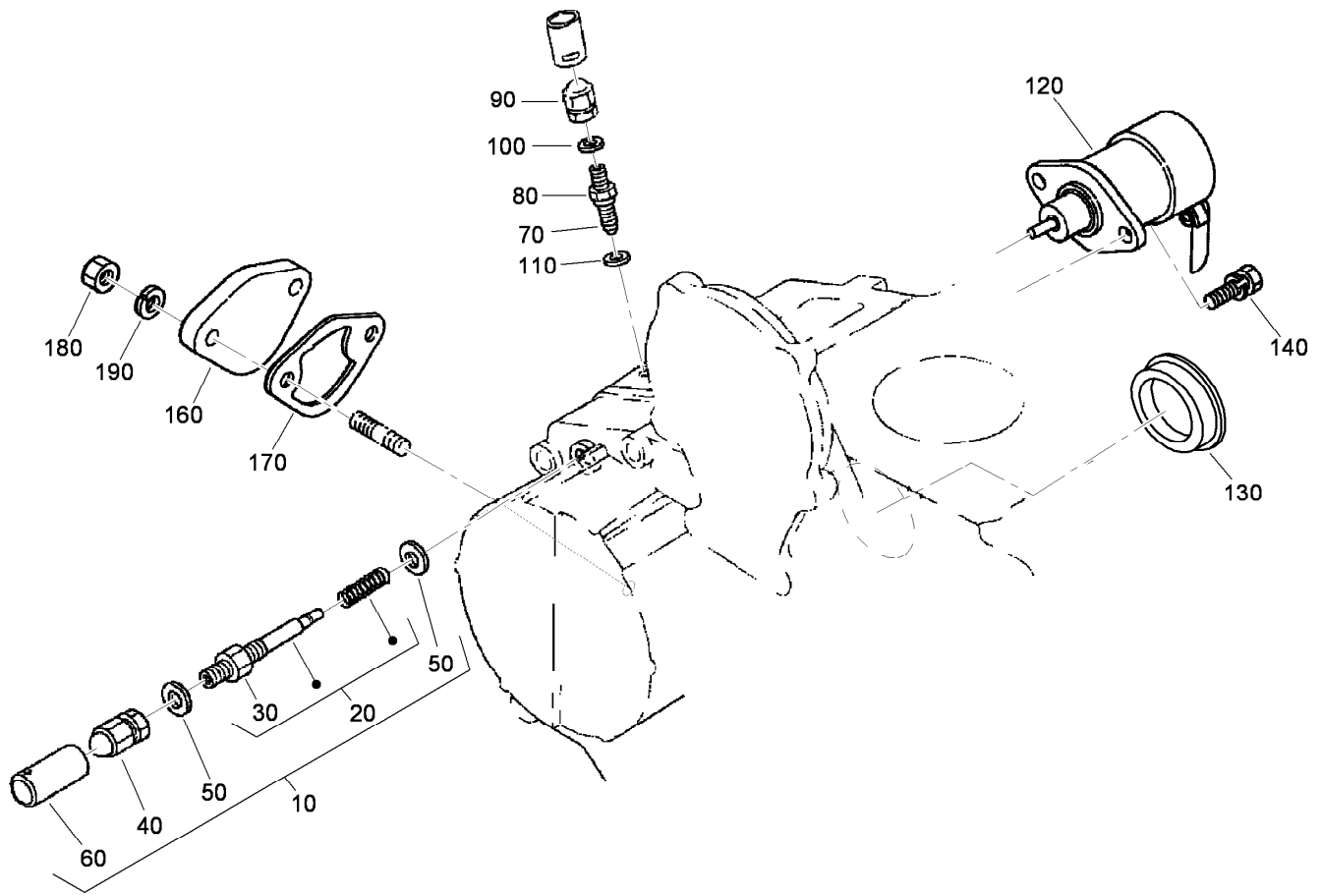
Flywheel Assembly

<i>Ref.</i>	<i>Part Number</i>	<i>Qty.</i>	<i>Description</i>
10	105-3721	1	Flywheel ASM
20	115-3015	1	Gear-Ring
30	98-9537	6	Bolt-Flywheel
40	98-9486	1	Plate-End, Rear
50	98-9392	8	Bolt



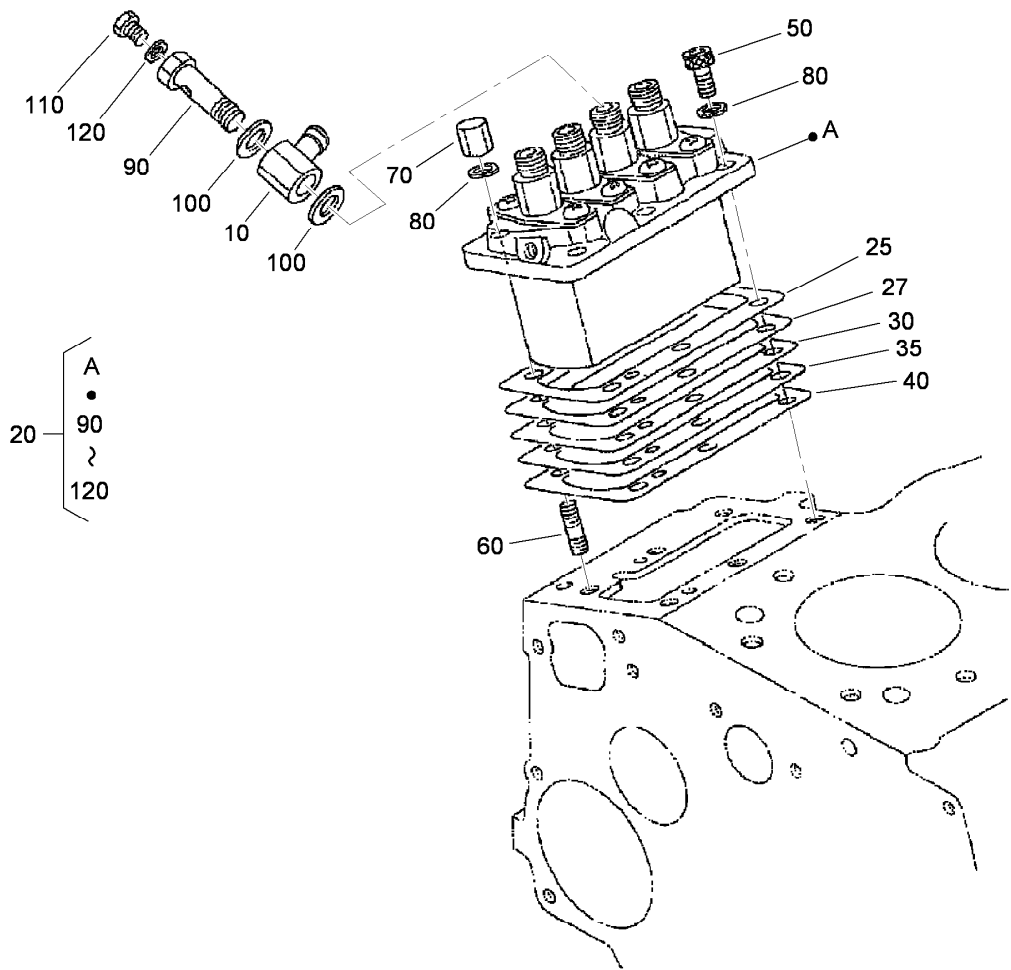
Fuel Camshaft and Governor Shaft Assembly

<i>Ref.</i>	<i>Part Number</i>	<i>Qty.</i>	<i>Description</i>
10	105-3723	1	Camshaft-Fuel
20	107-9077	1	Bearing-Ball
30	107-9078	1	Bearing-Ball
50	98-9669	1	Gear-Pump, Injection
60	98-9590	1	Nut-Cap
70	98-9595	1	Key-Woodruff
80	98-9511	1	Stopper-Fuel, Camshaft
90	98-7692	2	Bolt
100	105-3724	1	Governor Shaft ASM
110	105-3725	1	Shaft, Governor
120	98-9562	1	Holder-Gear, Governor
130	98-9673	1	Gear-Governor
140	98-9561	1	Holder-Weight, Governor
150	98-9559	2	Governor Weight ASM
160	98-9560	2	Shaft-Weight, Governor
170	98-9692	2	Roller
180	98-9563	1	Sleeve-Governor
190	98-9564	1	Washer-Thrust
200	107-9079	1	Bearing-Ball
210	98-9657	1	Circlip-Shaft, Governor
220	98-9565	1	Screw-Set



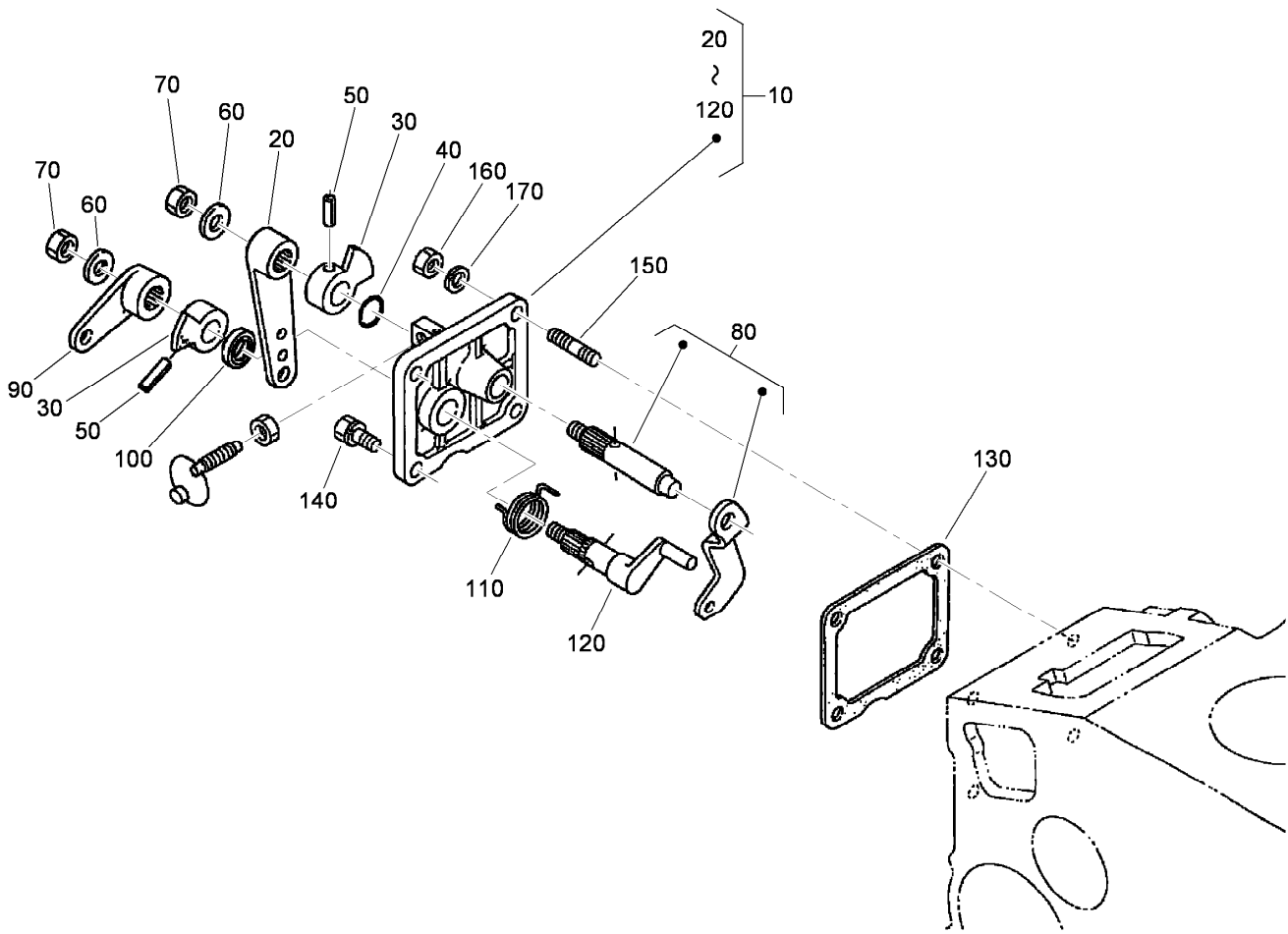
Idle Apparatus Assembly

Ref.	Part Number	Qty.	Description
10	115-4124	1	Apparatus-Idling
20	115-4125	1	Adjustment Bolt ASM
30	98-9439	1	Nut
40	99-8387	1	Nut-Cap
50	98-7654	2	Gasket
60	98-7656	1	Cap
70	112-7015	1	Bolt-Adjusting
80	100-2175	1	Nut-Lock
90	99-8387	1	Nut-Cap
100	98-7654	1	Gasket
110	107-9081	1	Gasket
120	104-5155	1	Solenoid-Stop
130	112-7016	1	Cover-Pump
140	115-3039	2	Bolt-HSH
160	99-3514	1	Cover
170	98-9636	1	Gasket-Pump, Fuel
180	98-7572	2	Nut
190	98-7699	2	Washer-Spring



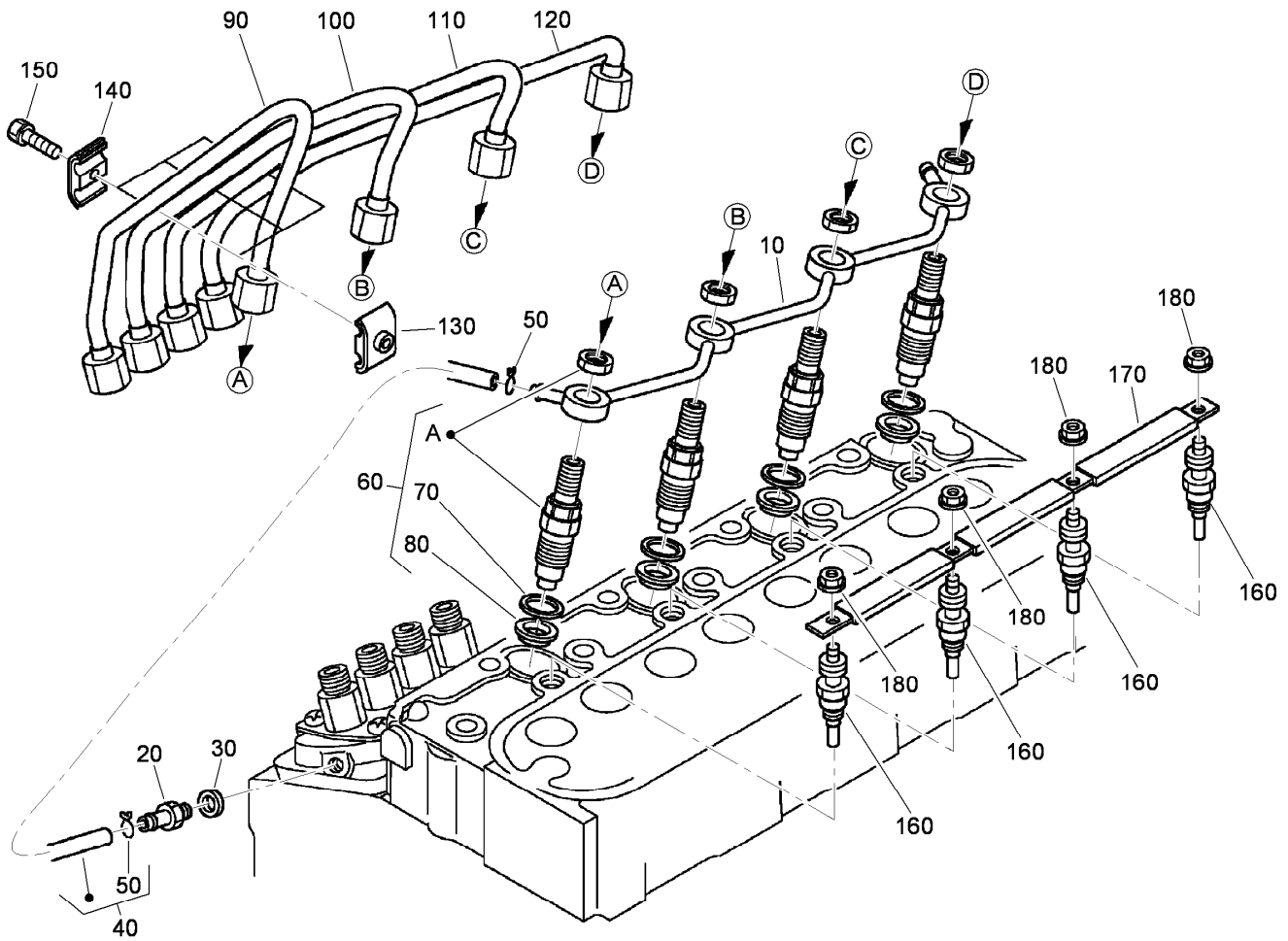
Injection Pump Assembly

<i>Ref.</i>	<i>Part Number</i>	<i>Qty.</i>	<i>Description</i>
10	98-9596	1	Joint-Eye
20	105-3727	1	Injection Pump ASM
25	115-3016	1	Shim-Pump, Injection (.350Mm)
27	115-3017	1	Shim-Pump, Injection (.175Mm)
30	105-3728	1	Shim-Pump, Injection (.20Mm)
35	105-3729	1	Shim-Pump, Injection (.25Mm)
40	105-3730	1	Shim-Pump, Injection (.30Mm)
50	98-9361	3	Bolt-HSH
60	98-9438	3	Stud
70	98-9440	3	Nut-Cap
80	98-7699	6	Washer-Spring
90	98-9464	1	Bolt-Joint
100	98-9445	2	Gasket
110	98-9430	1	Screw
120	98-9446	1	Gasket



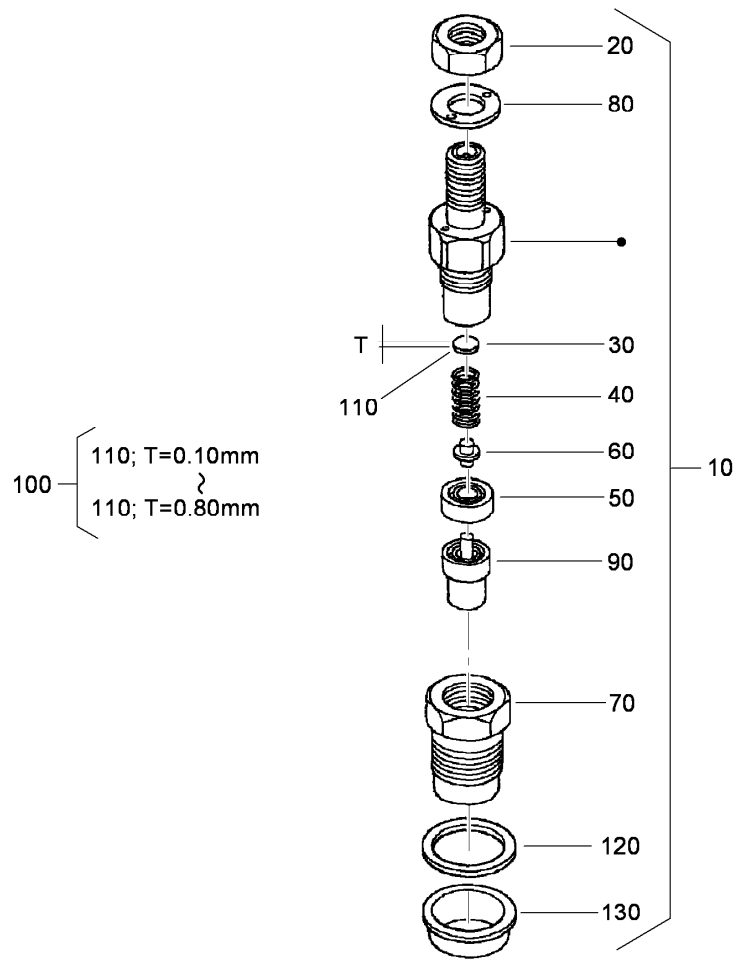
Speed Control Plate Assembly

<i>Ref.</i>	<i>Part Number</i>	<i>Qty.</i>	<i>Description</i>
10	105-3735	1	Control Plate ASM
20	98-9662	1	Lever-Control, Speed
30	98-9572	2	Lever-Control, Speed
40	105-3788	1	O-Ring
50	98-7602	2	Pin-Spring
60	98-9594	2	Washer-Plain
70	98-9589	2	Nut
80	98-9658	1	Governor Lever ASM
90	98-9663	1	Lever-Stop, Engine
100	98-7601	1	Seal-Oil
110	98-9472	1	Spring-Return
120	98-9664	1	Shaft-Lever, Stop
130	98-9637	1	Gasket
140	98-7692	2	Bolt
150	105-3710	2	Stud
160	98-7572	2	Nut
170	98-7699	2	Washer-Spring



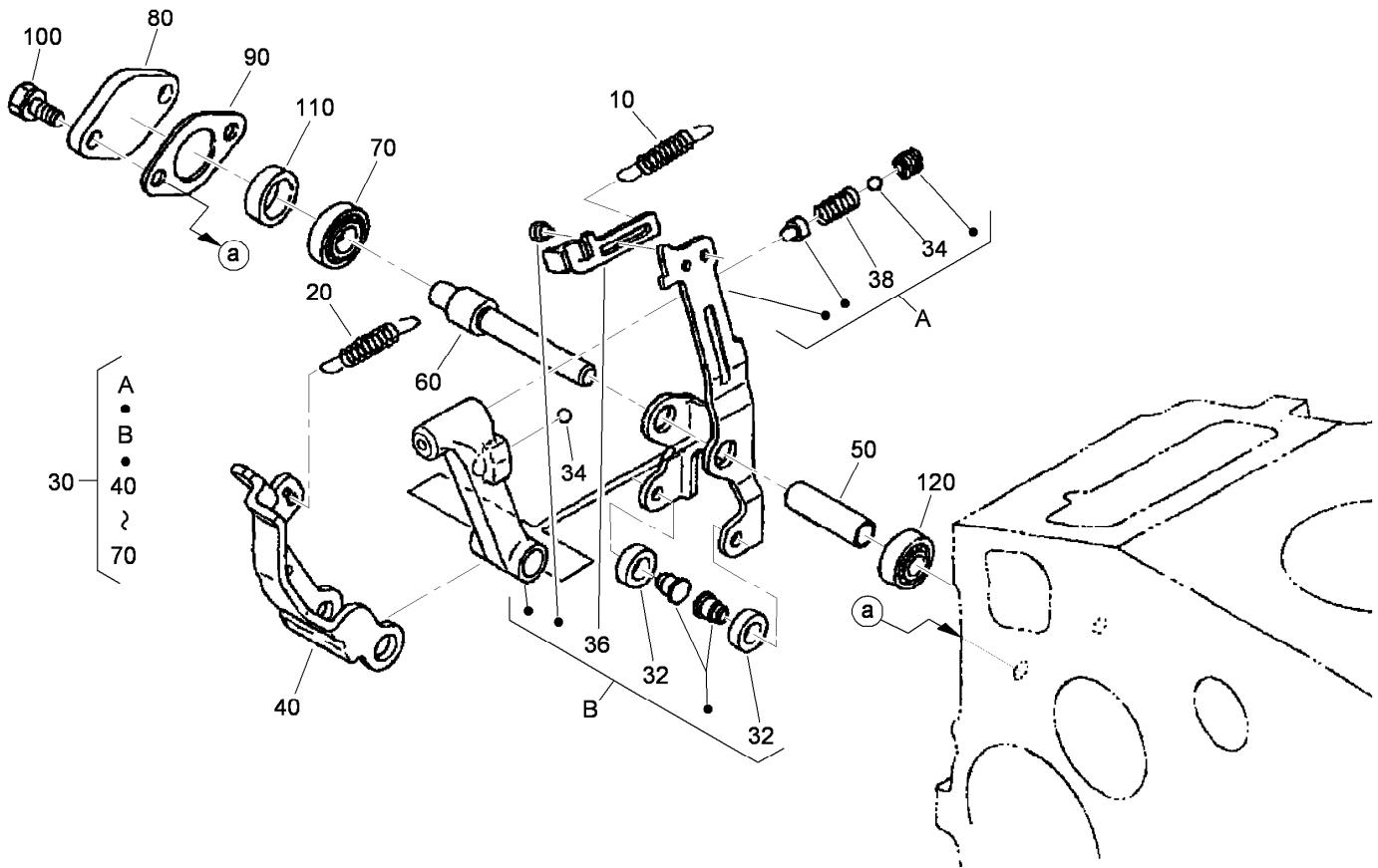
Nozzle Holder and Glow Plug Assembly

<i>Ref.</i>	<i>Part Number</i>	<i>Qty.</i>	<i>Description</i>
10	105-3737	1	Over Flow Pipe ASM
20	98-9431	1	Screw-Bleeder, Air
30	98-7654	1	Gasket
40	98-9420	1	Overflow Pipe ASM
50	98-7671	2	Clip-Pipe
60	108-2866	4	Nozzle Holder Kit
70	98-7676	4	Gasket
80	98-7677	4	Seal-Heat
90	98-9622	1	Pipe-Injection
100	98-9654	1	Pipe-Injection
110	98-9655	1	Pipe-Injection
120	105-3738	1	Pipe-Injection
130	98-7682	3	Clamp-Pipe
140	98-7683	3	Clamp-Pipe
150	98-9364	3	Screw (With Washer)
160	98-9623	4	Plug-Glow
170	105-3739	1	Cord-Plug, Glow
180	99-8377	4	Nut-Flange



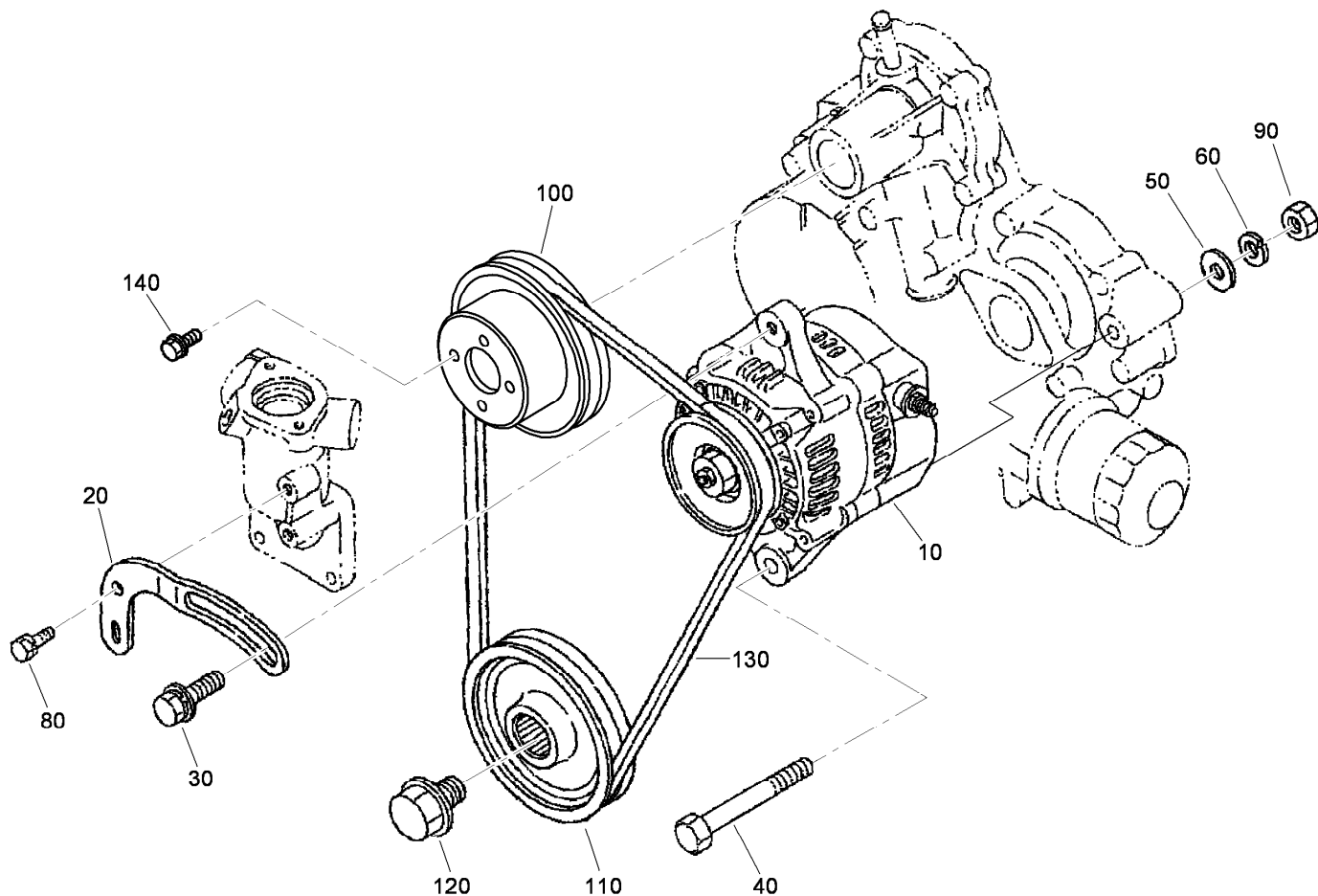
Nozzle Holder Component Assembly

Ref.	Part Number	Qty.	Description
10	108-2866	4	Nozzle Holder Kit
20	99-8301	4	Nut
30	99-8302	4	Washer-Adjusting
40	99-8303	4	Spring-Nozzle
50	99-8304	4	Spacer-Distance
60	99-8305	4	Rod-Push
70	99-8306	4	Nut-Nozzle
80	99-8307	4	Washer-Plain
90	107-7826	4	Piece-Nozzle
100	99-8309	4	Adjusting Washer ASM
110	99-8310	4	Washer-Adjust (0.10Mm)
110	99-8311	4	Washer-Adjust (0.20Mm)
110	99-8312	4	Washer-Adjust (0.30Mm)
110	99-8313	4	Washer-Adjust (0.40Mm)
110	99-8314	4	Washer-Adjust (0.50Mm)
110	99-8315	4	Washer-Adjust (0.52Mm)
110	99-8316	4	Washer-Adjust (0.54Mm)
110	99-8317	4	Washer-Adjust (0.56Mm)
110	99-8318	4	Washer-Adjust (0.58Mm)
110	99-8319	4	Washer-Adjust (0.80Mm)
120	98-7676	4	Gasket
130	98-7677	4	Seal-Heat



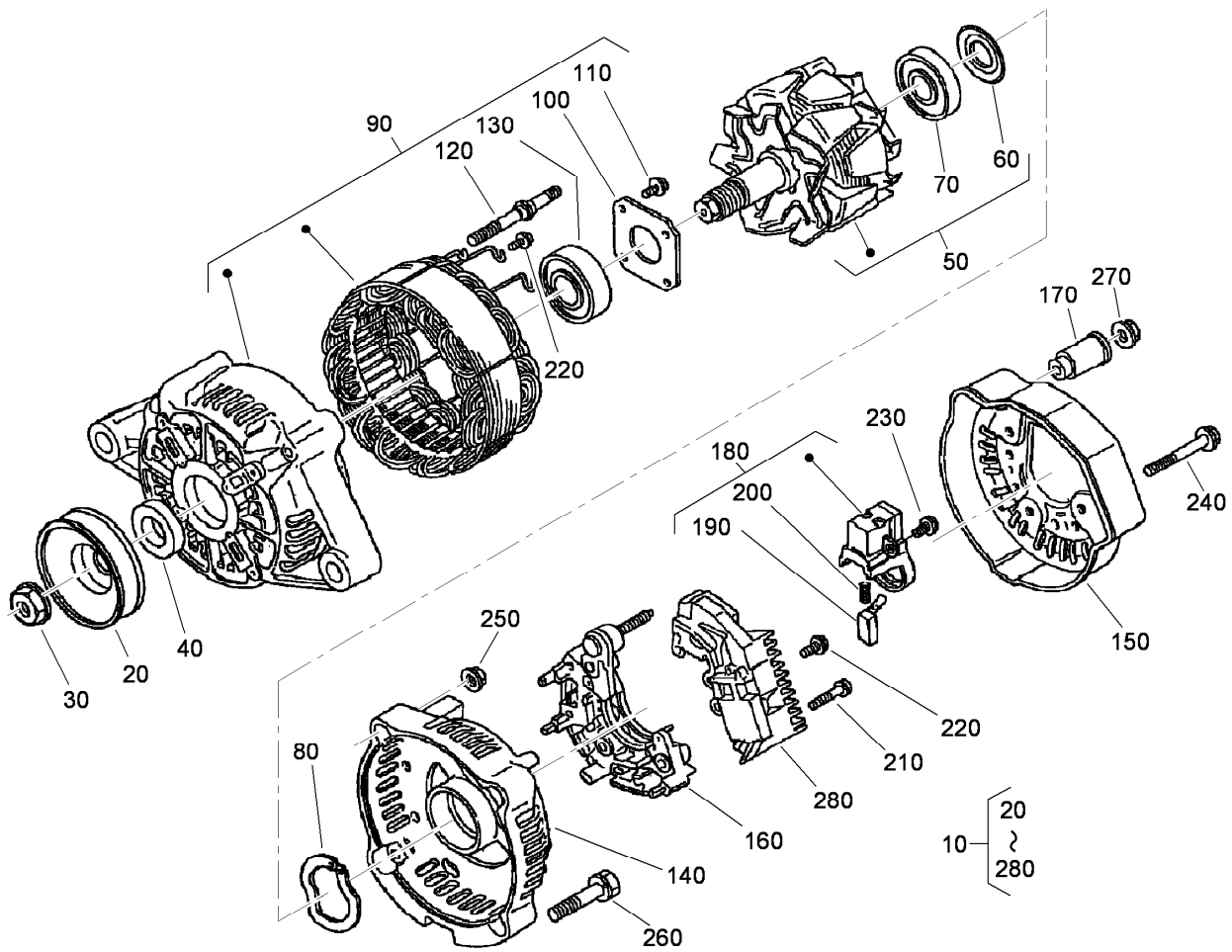
Governor Assembly

<i>Ref.</i>	<i>Part Number</i>	<i>Qty.</i>	<i>Description</i>
10	105-3741	1	Spring-Start
20	98-9681	1	Spring-Governor
30	108-4427	1	Fork Lever ASM
32	98-9692	2	Roller
34	98-7580	2	Ball
36	107-9083	1	Lever-Thrust
38	108-2867	1	Spring
40	107-9084	1	Lever-Fork
50	107-9085	1	Shaft-Lever, Fork
60	107-9086	1	Shaft-Lever, Fork
70	98-9570	1	Bearing-Miniaturize
80	115-4122	1	Cover-Shaft, Fork Lever
90	98-9682	1	Gasket
100	98-9350	2	Bolt
110	98-9567	1	Collar
120	98-9571	1	Bearing-Miniaturize



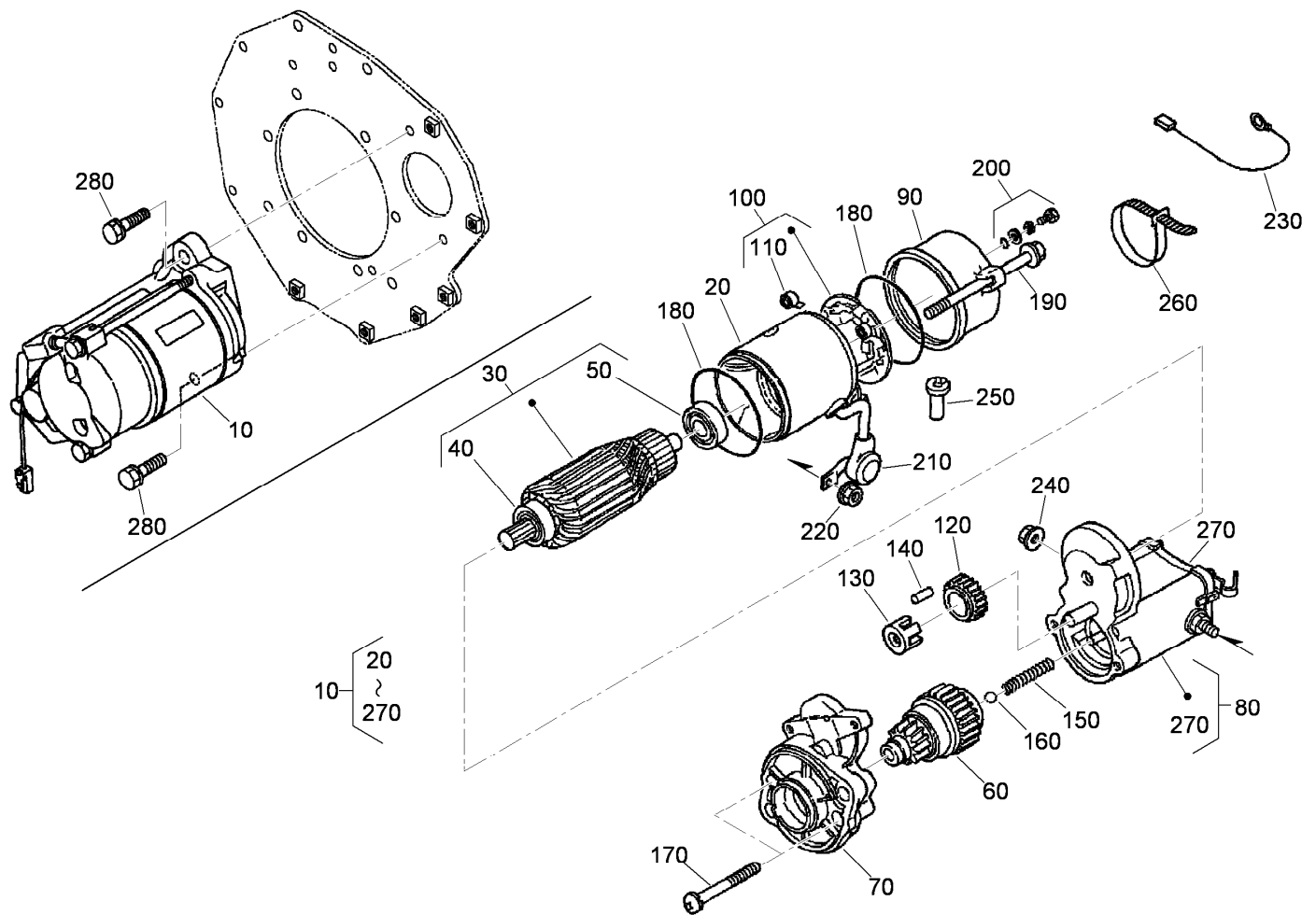
Alternator and Pulley Assembly

<i>Ref.</i>	<i>Part Number</i>	<i>Qty.</i>	<i>Description</i>
10	98-9474	1	Alternator ASM
20	112-7047	1	Stay-Dynamo
30	108-7088	1	Bolt
40	98-9360	1	Bolt
50	33095-00	1	Washer-Flat
60	98-7738	1	Washer-Spring
80	98-7692	1	Bolt
90	99-7526	1	Nut
100	98-9584	1	Pulley-Fan
110	105-3745	1	Pulley-Drive, Fan
120	98-9585	1	Bolt
130	98-9676	1	V-Belt
140	99-8363	4	Bolt-Flange



Alternator Component Assembly

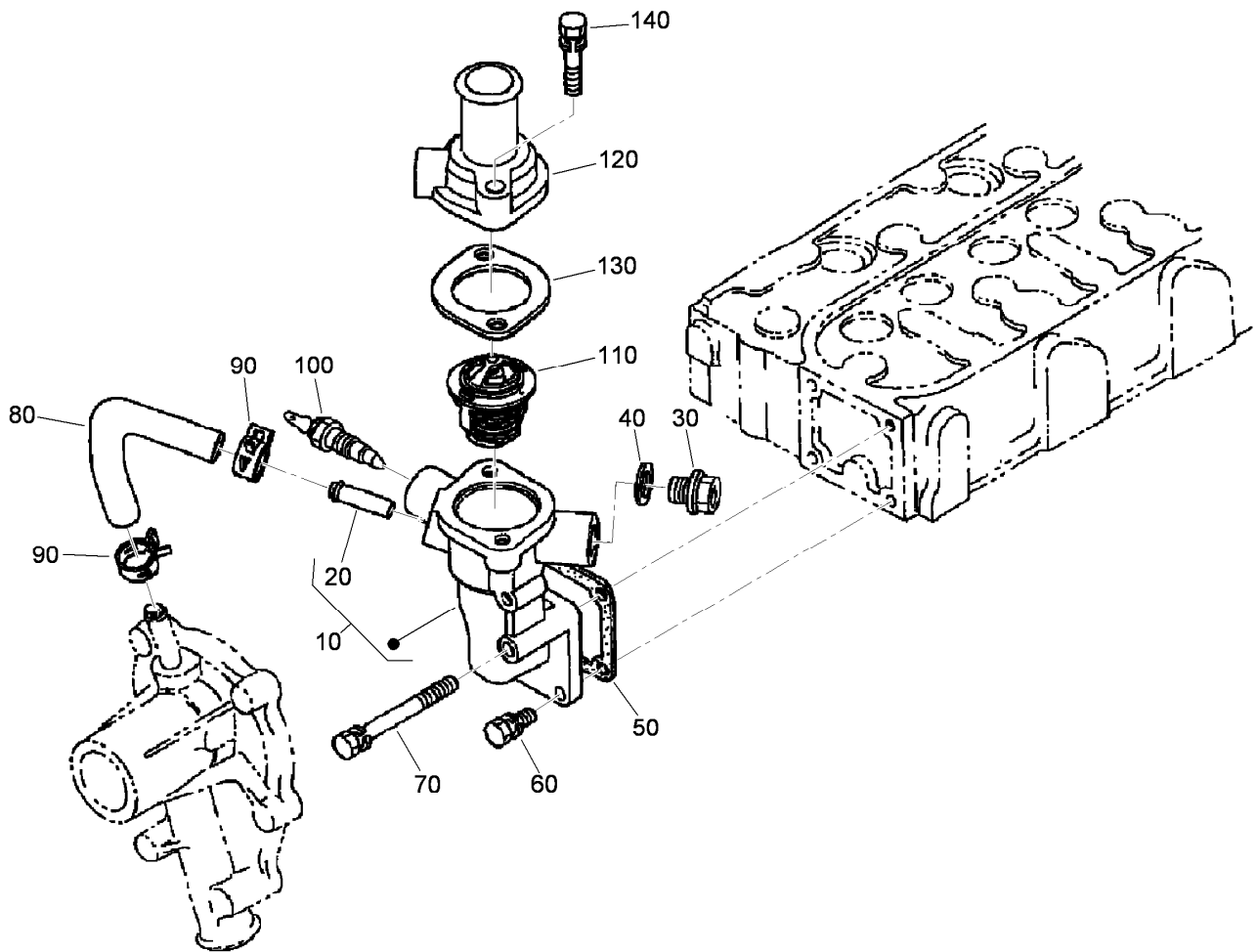
<i>Ref.</i>	<i>Part Number</i>	<i>Qty.</i>	<i>Description</i>	<i>Ref.</i>	<i>Part Number</i>	<i>Qty.</i>	<i>Description</i>
10	98-9474	1	Alternator ASM	150	107-0140	1	Cover-End
20	98-9453	1	Pulley-Dynamo	160	98-7721	1	Rectifier ASM
30	98-7708	1	Nut	170	98-7722	1	Bushing-Insulation
40	98-7709	1	Collar	180	107-0141	1	Brush Holder ASM
50	107-0136	1	Rotor ASM	190	98-7724	2	Brush
60	98-7711	1	Cover-Bearing	200	98-7725	2	Spring-Brush
70	98-7712	1	Bearing-Ball	210	98-7726	2	Screw-Head, Round
80	98-7713	1	Washer-Thrust	220	98-7727	6	Screw-Head, Round
90	107-0139	1	Drive End Frame ASM	230	98-7728	1	Screw-Head, Round
100	98-7715	1	Plate-Retainer	240	98-7729	3	Bolt
110	98-7716	4	Screw-Head, Round	250	98-7730	2	Nut
120	98-7717	2	Bolt-Through	260	98-7731	2	Bolt
130	107-0137	1	Bearing-Ball	270	98-7732	1	Nut
140	107-9087	1	Frame-End	280	110-3799	1	Regulator ASM



Starter Assembly

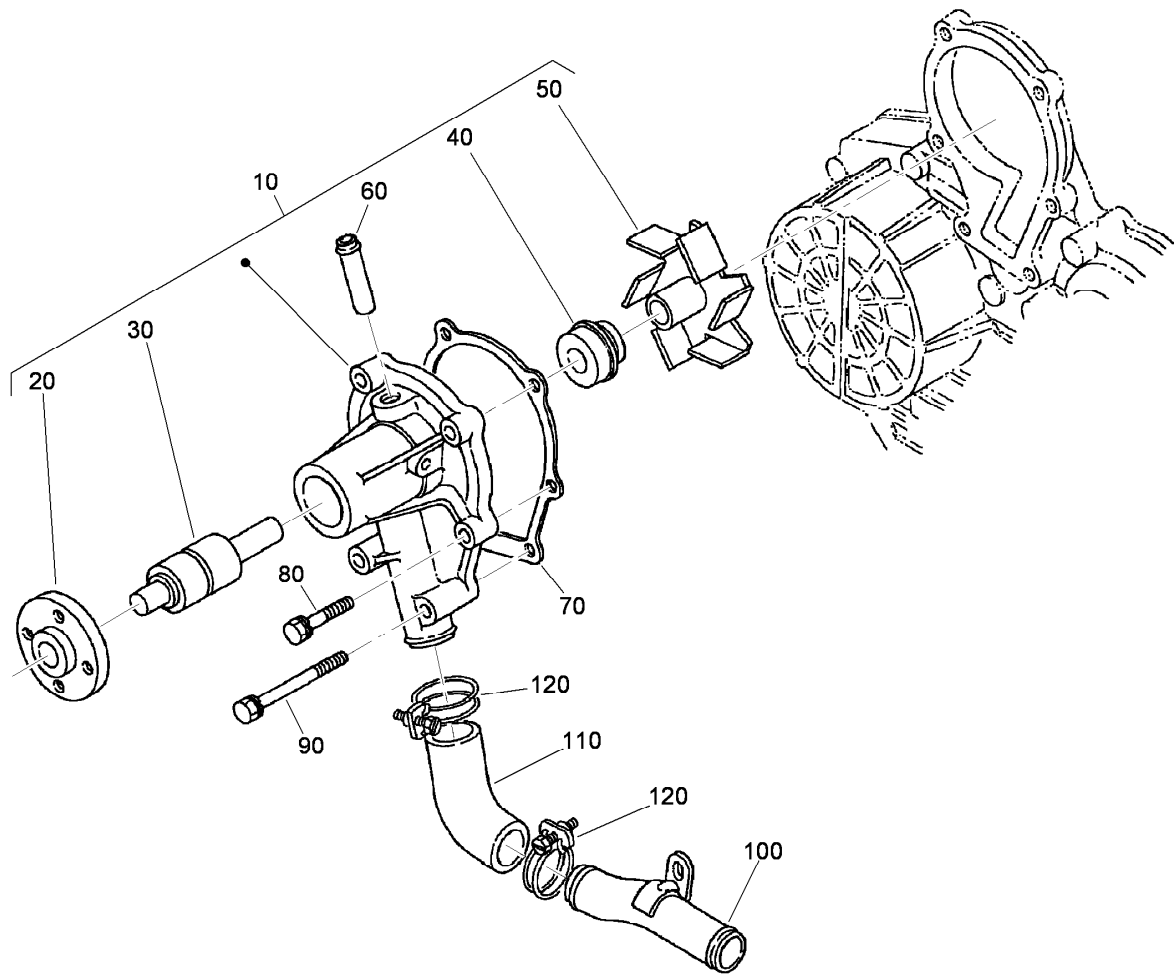
Ref.	Part Number	Qty.	Description
10	98-9705	1	Starter ASM
20	104-8608	1	Yoke ASM
30	98-7742	1	Armature ASM
40	98-7744	1	Bearing
50	98-7743	1	Bearing
60	99-8373	1	Clutch-Running, Over
70	99-8374	1	Frame-End, Drive
80	105-3746	1	Magnetic Switch ASM
90	98-7748	1	Frame-End
100	98-7749	1	Brush Holder ASM
110	98-7750	4	Spring-Brush
120	98-7751	1	Gear
130	98-7752	1	Retainer
140	98-7753	5	Roller

Ref.	Part Number	Qty.	Description
150	98-7754	1	Spring
160	98-7755	1	Ball
170	98-7756	2	Bolt
180	98-7757	2	O-Ring
190	100-9240	2	Bolt
200	98-7758	2	Bolt ASM
210	99-8375	1	Cover
220	99-8371	1	Nut-Hex
230	98-9711	1	Cord-Solenoid, Stop
240	99-8376	1	Nut-Hex
250	98-7759	1	Pipe-Drain
260	98-9712	1	Band-Cover
270	105-2886	1	Cover ASM
280	98-7697	2	Bolt



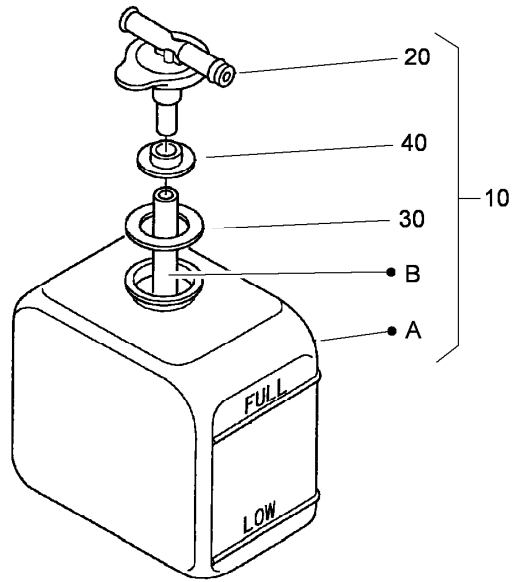
Water Flange and Thermostat Assembly

<i>Ref.</i>	<i>Part Number</i>	<i>Qty.</i>	<i>Description</i>
10	98-9713	1	Water Flange ASM
20	98-9580	1	Pipe-Return, Water
30	105-3747	1	Plug
40	99-3583	1	Gasket
50	98-9638	1	Gasket-Flange, Water
60	98-7692	3	Bolt
70	98-9356	1	Bolt
80	98-9578	1	Pipe-Return, Water
90	98-9579	2	Band-Pipe
100	98-9719	1	Thermoswitch
110	98-7778	1	Thermostat ASM
120	98-9471	1	Cover-Thermostat
130	105-3748	1	Gasket-Thermostat
140	98-7777	2	Bolt



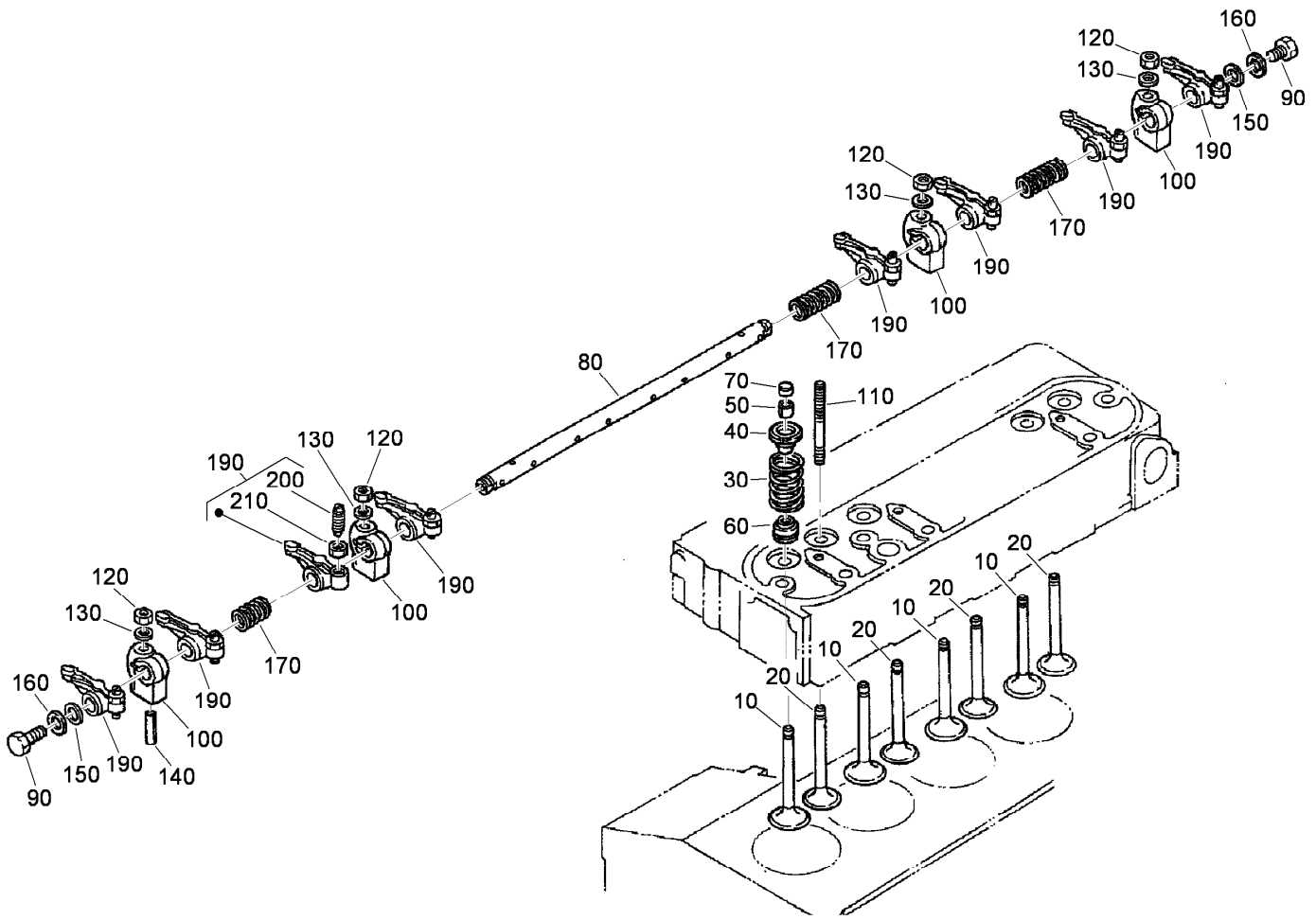
Water Pump Assembly

<i>Ref.</i>	<i>Part Number</i>	<i>Qty.</i>	<i>Description</i>
10	107-9089	1	Water Pump ASM
20	99-3516	1	Flange-Pump, Water
30	99-3517	1	Bearing-Pump, Water
40	105-3750	1	Mechanical Seal ASM
50	112-7017	1	Impeller-Pump, Water
60	100-1932	1	Pipe-Return, Water
70	99-3454	1	Gasket-Pump, Water
80	98-9353	4	Bolt
90	98-9357	2	Bolt
100	105-3752	1	Pipe-Water
110	107-9091	1	Pipe-Water
120	98-9717	2	Clamp



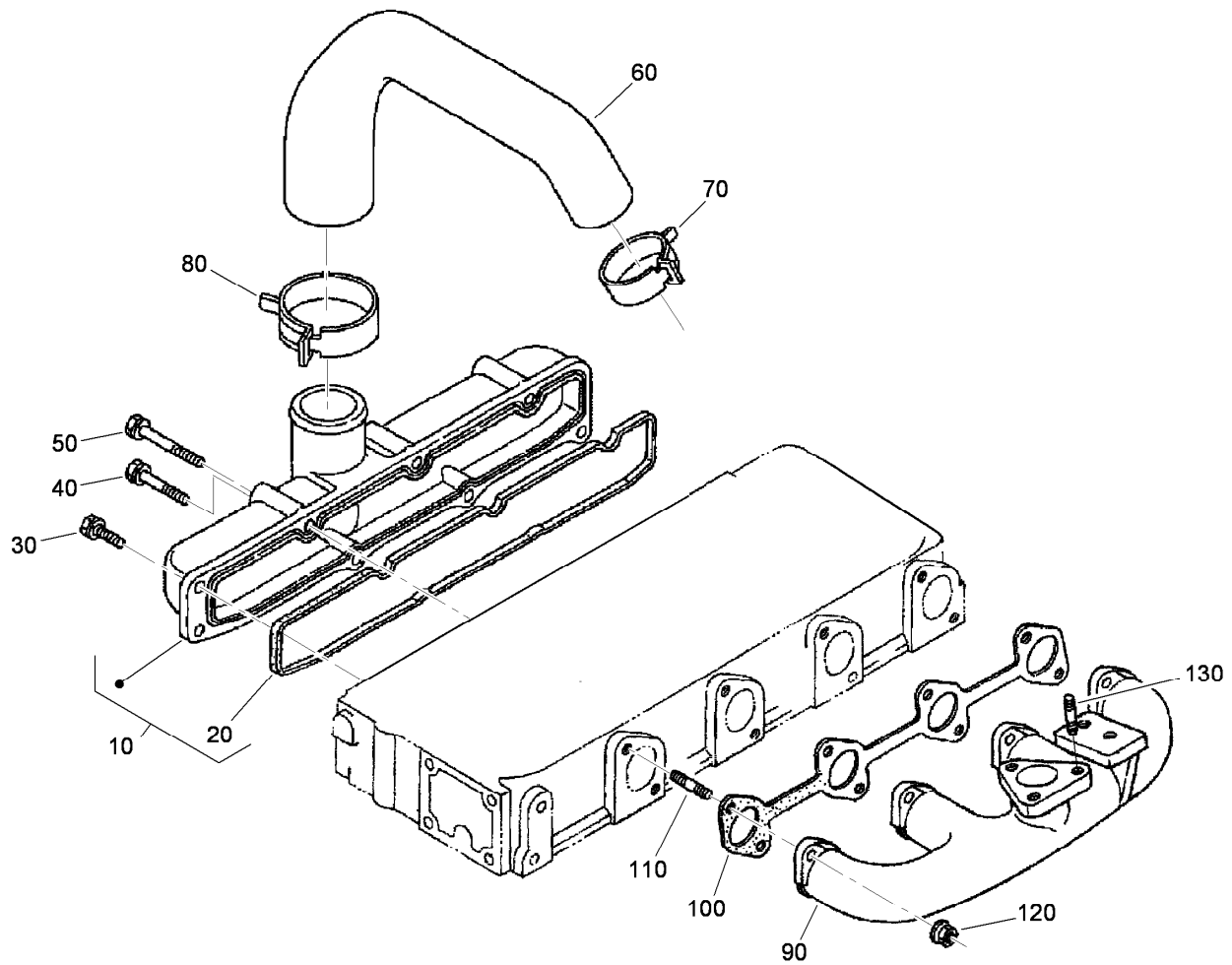
Overflow Bottle Assembly

<i>Ref.</i>	<i>Part Number</i>	<i>Qty.</i>	<i>Description</i>
10	104-9318	1	Overflow Bottle ASM
20	105-3754	1	Cap
30	105-3755	1	Gasket
40	105-3756	1	Plate



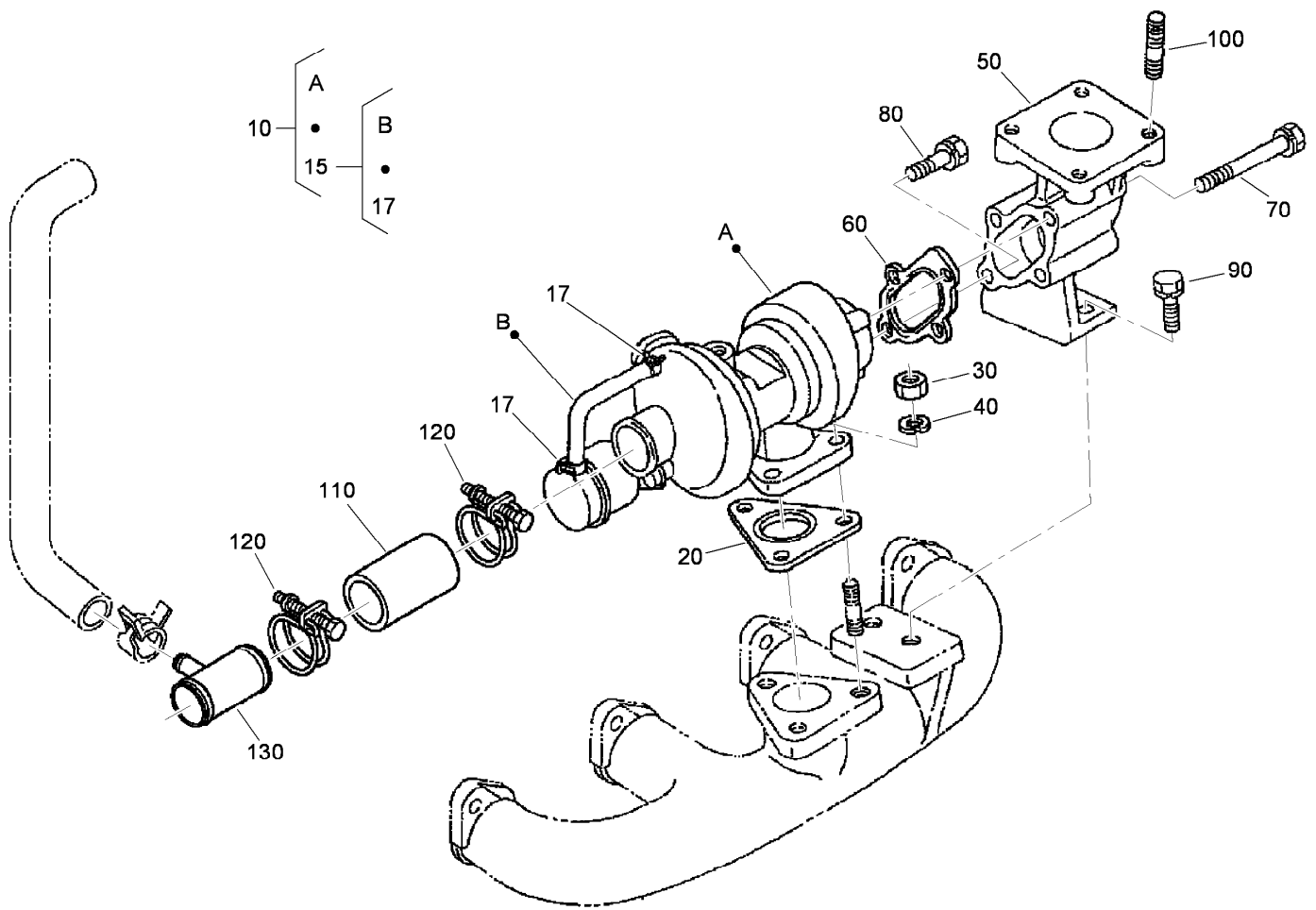
Valve and Rocker Arm Assembly

<i>Ref.</i>	<i>Part Number</i>	<i>Qty.</i>	<i>Description</i>
10	112-7018	4	Valve-Inlet
20	112-7019	4	Valve-Exhaust
30	98-9626	8	Spring-Valve
40	107-9092	8	Retainer-Spring
50	98-9390	8	Collet-Spring, Valve
60	99-8385	8	Seal-Stem, Valve
70	98-9497	8	Cap-Valve
80	105-3757	1	Shaft-Arm, Rocker
90	100-9265	2	Bolt
100	98-9505	4	Bracket-Arm, Rocker
110	98-9506	4	Stud
120	98-9393	4	Nut
130	98-9385	4	Washer-Flat
140	105-3758	2	Pin-Spring
150	98-9507	2	Washer-Shaft, R-Arm
160	3256-1	2	Washer-Flat
170	98-9504	3	Spring-Arm, Rocker
190	112-7020	8	Rocker Arm ASM
200	98-9502	8	Screw-Adjusting
210	98-9503	8	Nut



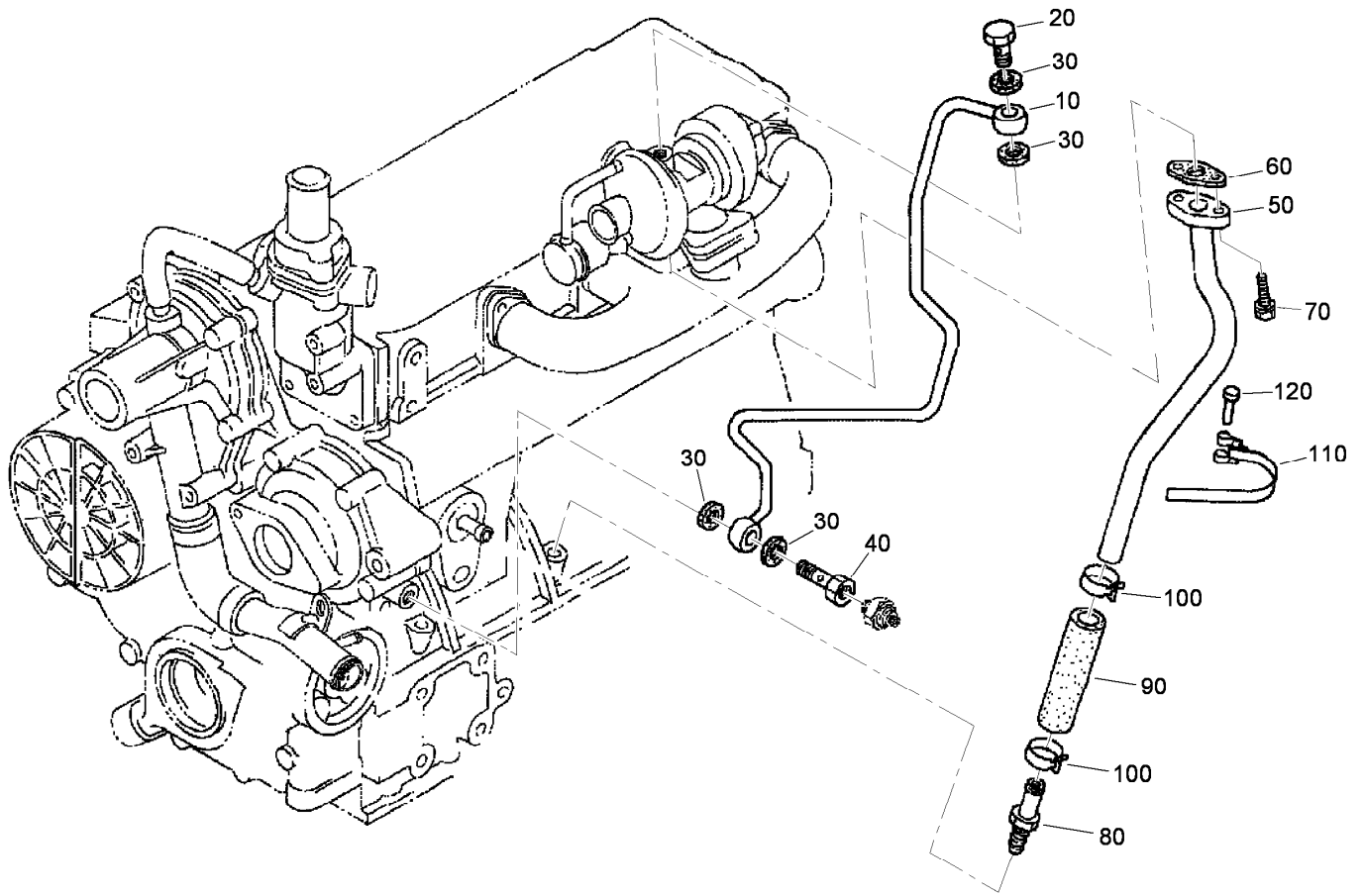
Inlet and Exhaust Manifold Assembly

<i>Ref.</i>	<i>Part Number</i>	<i>Qty.</i>	<i>Description</i>
10	105-3759	1	Inlet Manifold ASM
20	105-3760	1	Gasket-Manifold, Inlet
30	98-7605	3	Bolt
40	98-9353	2	Bolt
50	105-3797	3	Bolt
60	115-4123	1	Hose-Inlet
70	115-3048	1	Clamp-Hose
80	115-3049	1	Clamp-Hose
90	108-4425	1	Manifold-Exhaust
100	105-3765	1	Gasket-Ex-Manifold
110	98-9588	8	Stud
120	98-9665	8	Nut
130	99-8342	3	Stud



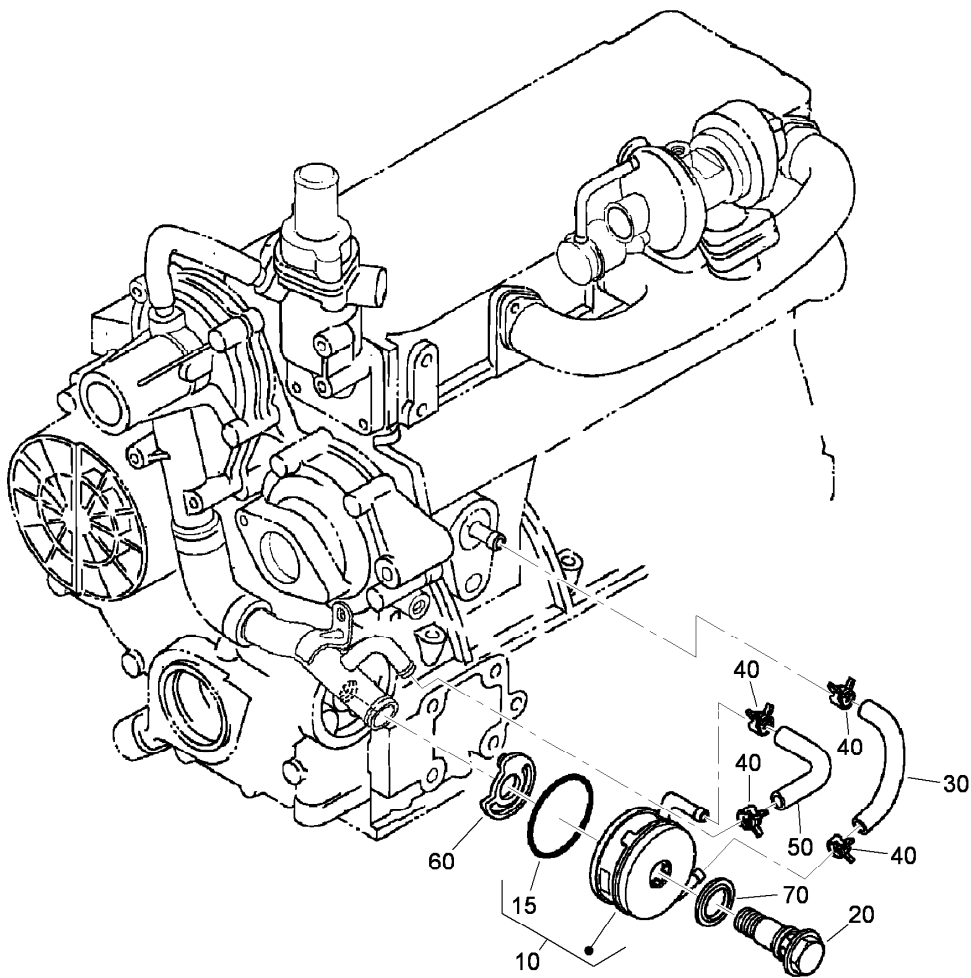
Turbo Charger Assembly

<i>Ref.</i>	<i>Part Number</i>	<i>Qty.</i>	<i>Description</i>
10	108-1412	1	Turbo Charger ASM
15	108-1413	1	Hose ASM
17	108-1414	2	Clamp-Hose
20	105-3767	1	Gasket
30	98-7534	3	Nut
40	105-2893	3	Washer-Spring
50	99-8335	1	Flange-Muffler
60	105-3768	1	Gasket
70	105-2894	3	Bolt
80	105-2895	1	Bolt
90	98-7610	2	Bolt
100	98-7769	4	Stud
110	115-4101	1	Tube-Inlet, Turbo
120	115-4102	2	Band
130	115-4103	1	Pipe-Inlet, Breather



Oil Pipe Assembly

<i>Ref.</i>	<i>Part Number</i>	<i>Qty.</i>	<i>Description</i>
10	108-4424	1	Oil Pipe ASM
20	115-4126	1	Bolt-Joint, Eye
30	99-8346	4	Gasket
40	115-4126	1	Bolt-Joint, Eye
50	108-4423	1	Oil Pipe ASM
60	108-4422	1	Gasket
70	98-7605	2	Bolt
80	105-3771	1	Oil Pipe ASM
90	98-9721	1	Pipe-Oil
100	98-9714	2	Clamp-Hose
110	98-9601	1	Clamp-Pipe
120	98-9591	1	Pin-Band



Oil Cooler Assembly

<i>Ref.</i>	<i>Part Number</i>	<i>Qty.</i>	<i>Description</i>
10	108-4448	1	Oil Cooler ASM
15	112-7030	1	O-Ring
20	106-7054	1	Holder ASM
30	98-9724	1	Pipe-Cooler, Oil
40	98-9579	4	Band-Pipe
50	98-9578	1	Pipe-Return, Water
60	105-3774	1	Collar
70	108-4449	1	Washer

Attachments and Accessories

For 03806 Reelmaster 6500-D 2-Wheel Drive Traction Unit

Product Name	Model/Part
Turf Defender Electronic Leak Detector Kit	03521
8-Blade DPA Reel Mower (7 inch).....	03863
11-Blade DPA Reel Mower (7 inch).....	03864
Verticutter (7 inch).....	03877
8 and 11-Blade Reel Mower Basket Kit	03883
Premium Bio-Degradable Hydraulic Fluid (Pail).....	100-7674
Wheel Weight Kit	104-1478
Muffler-Spark Arrestor	104-5201
Roller Brush ASM	106-9627
Premium All Season Hydraulic Fluid (Drum).....	108-1177
Premium All Season Hydraulic Fluid (Pail).....	108-1178
Premium Engine Oil, 10w30 (Drum)	108-1179
Premium Engine Oil, 10w30 (Pail)	108-1180
Premium Heavy Duty All Season Gear Lube (Pail)	108-1188
Premium Bio-Degradable Hydraulic Fluid (Drum).....	108-1189
Premium All Purpose Grease (Tube)	108-1190
Premium Heavy Duty All Season Gear Lube (Quart)	108-1591
Gauge Bar Assembly.....	108-6715
Two Post Roll-Over Protection System	112-6505
Reel Tipper Kit	115-8008
Premium Synthetic Bio-Degradable Hydraulic Fluid (5 Gal).....	119-2157
Premium Synthetic Bio-Degradable Hydraulic Fluid (55 Gal).....	119-2158
Brush and Handle Kit.....	29-9100
400-Hour Filter Maintenance Kit	30057
Arm Rest Kit.....	30707
Diagnostic Display Box.....	85-4750
Plug-Plastic.....	93-7498

Notes:

Notes:

Notes:



Count on it.