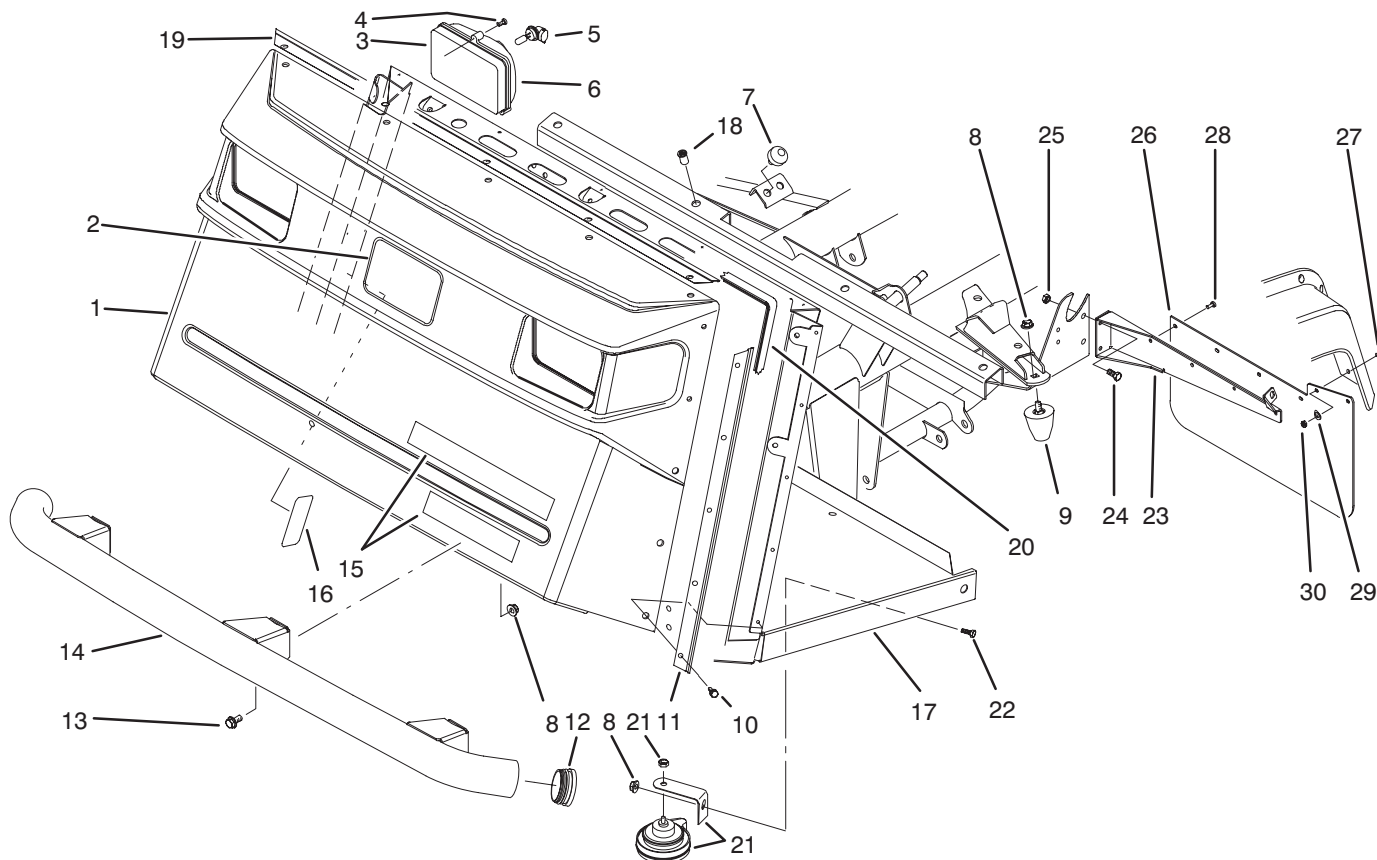




MODEL NO. 07200-50001 & UP	PARTS CATALOG
WORKMAN 3200	



T-1581

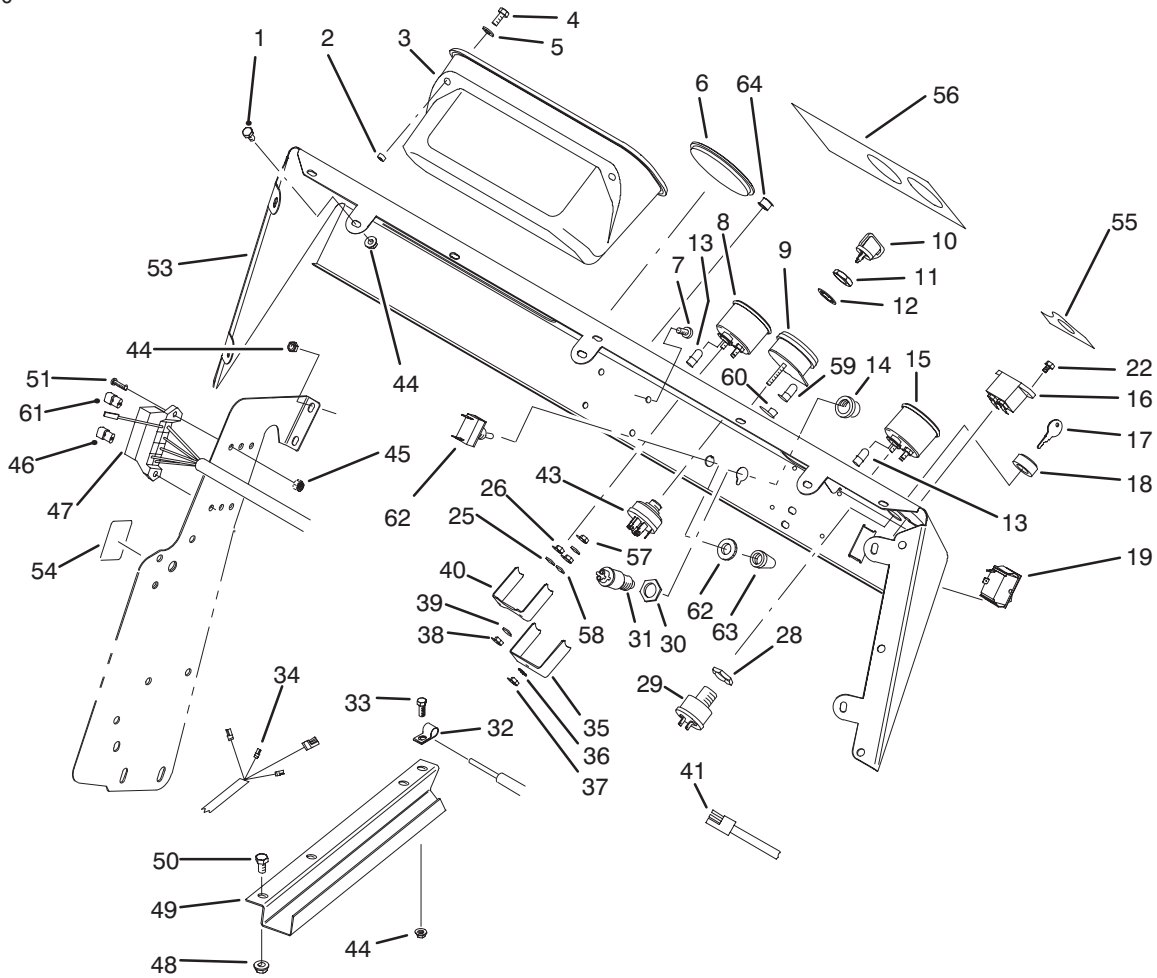
FRONT BUMPER & HOOD ASSEMBLY

Ref. No.	Part No.	Description	No. Used
1	87-0710	Hood	1
2	62-5550	Decal - TORO	1
3	87-2120	Headlight Assembly (Incl. Ref. #5-6)	2
4	32104-88	Screw	6
5	87-6320	Bulb - Headlight	2
6	87-6330	Lens - Headlight	2
7	87-2440	Bumper	2
8	3290-357	Nut - Flange Lock	8
9	26-0071	Bumper	2
10	87-6620	Screw	15
11	87-8120	Bracket - Trim Side	2
12	2410-42	Cap - Front Bumper	2
13	3234-1	Screw - Hex. Flange Hd.	6
14	87-4070	Bumper - Front	1
15	87-6700	Decal - Workman 3200	1
†16	87-7000	Decal - Load Rating	1

Ref. No.	Part No.	Description	No. Used
17	87-9520	Operators Platform Assy. (Incl. Ref. #18)	1
18	32148-7	Nut - Clinch	8
19	87-8130	Bracket - Trim Top	1
20	87-8160	Trim	1
21	116749	Horn Assembly	1
22	323-4	Screw - Cap Hex. Hd.	1
23	87-9330	Bracket - Mudflap LH	1
*	87-9340	Bracket - Mudflap RH	1
24	321-4	Screw - Cap Hex. Hd.	4
25	32128-33	Nut - Lock	4
26	87-9320	Mudflap	2
27	3250-13	Screw - Pan Hd.	4
28	146489	Rivet - Pop	8
29	3256-61	Washer - Flat	4
30	3296-2	Nut - Lock	4

†For different language versions of this part, see International Decal Cross Reference.

*Not Illustrated

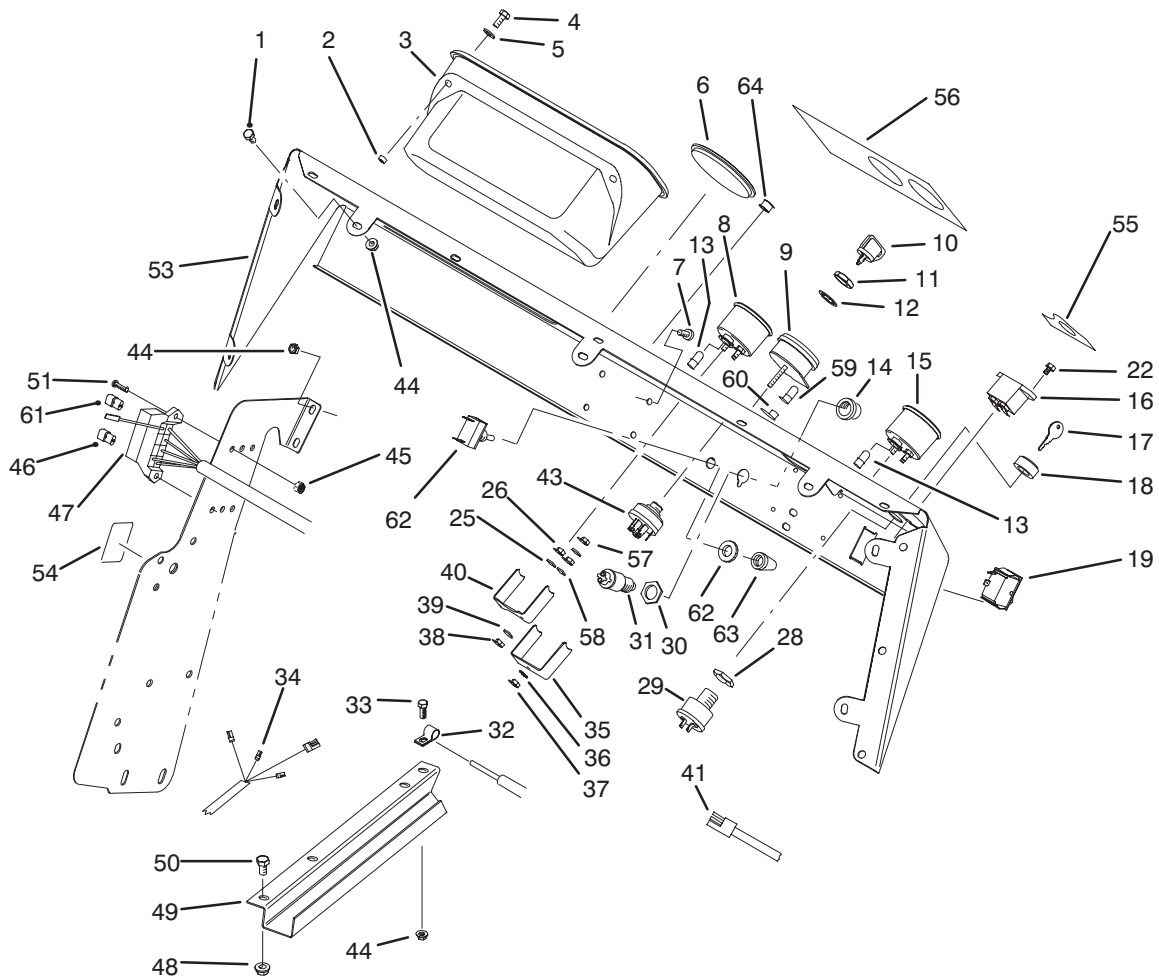


T-1706

CONTROL PANEL ASSEMBLY

Ref. No.	Part No.	Description	No. Used
1	321-2	Screw - Cap Hex. Hd.	7
2	32148-6	Insert - Threaded	2
3	87-3780	Box - Glove	1
4	321-3	Screw - Cap Hex. Hd.	2
5	3256-22	Washer - Flat	2
6	2410-35	Plug - Hole	1
7	3274-31	Screw - Button Hd.	4
8	87-5590	Temperature Gauge Assy. (Incl. Ref. #38-40, 57 & 58)	1
9	87-4140	Warning Light Assembly (Incl. Ref. #35-37, 59 & 60)	1
10	63-8360	Key - Ignition	1
11	218-446	Nut - Hex.	1
12	218-447	Washer - Lock	1
13	218-600	Bulb	2
14		Button - Horn	1
15	87-5580	Fuel Gauge Assembly (Incl. Ref. #38-40, 57 & 58)	1
16	75-6820	Hourmeter	1
17	87-0740	Key - Supervisor Switch	1
18	87-1720	Nut - Supervisor Switch	1
19	87-3790	Switch - Light	1
22	32144-18	Screw - Cap Hex. Hd.	2
28		Nut - Hex.	1
29	87-4030	Supervisor Switch Assembly (Incl. Ref. #17, 18 & 28)	1

Ref. No.	Part No.	Description	No. Used
30		Nut - Hex.	1
31	18-2830	Horn Switch Assembly (Incl. Ref. #14 & 30)	1
32	2412-89	Clamp - R	1
33	321-4	Screw - Cap Hex. Hd.	1
34	87-4240	Harness - Wire Rear	1
35		Clamp - Light	1
36	3254-1	Washer - Lock	1
37	3217-26	Hut - Hex.	1
38	3217-25	Nut - Hex.	2
39	3253-15	Washer - Lock	2
40		Clamp - Temp. Gauge	1
41	87-4230	Harness - Wire Front LH	1
43	27-2360	Ignition Switch Assembly (Incl. Ref. #11 & 12)	1
44	32128-33	Nut - Flange	12
45	3296-2	Nut - Lock	2
46	218-574	Fuse - 7.5 Amp	2
47	87-8500	Front Wire Harness Assy. (Incl. Ref. #13)	1
48	32128-20	Nut - Flange	3
49	87-3320	Cover - Wire Harness	1
50	322-2	Screw - Cap Hex. Hd.	3
51	3250-13	Screw	2
53	87-8540	Control Panel Assembly (Incl. Ref. #55-56)	1



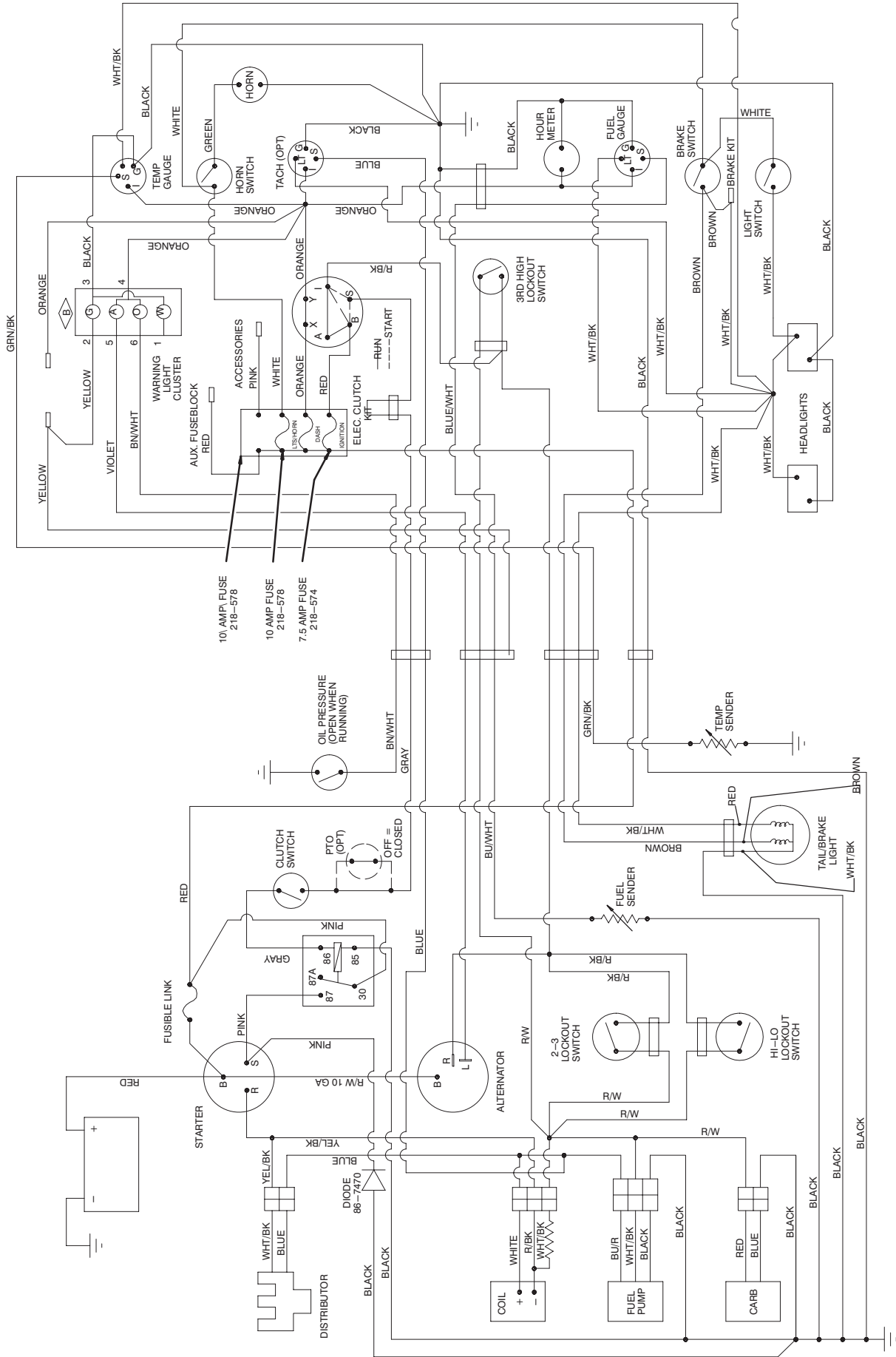
T-1706

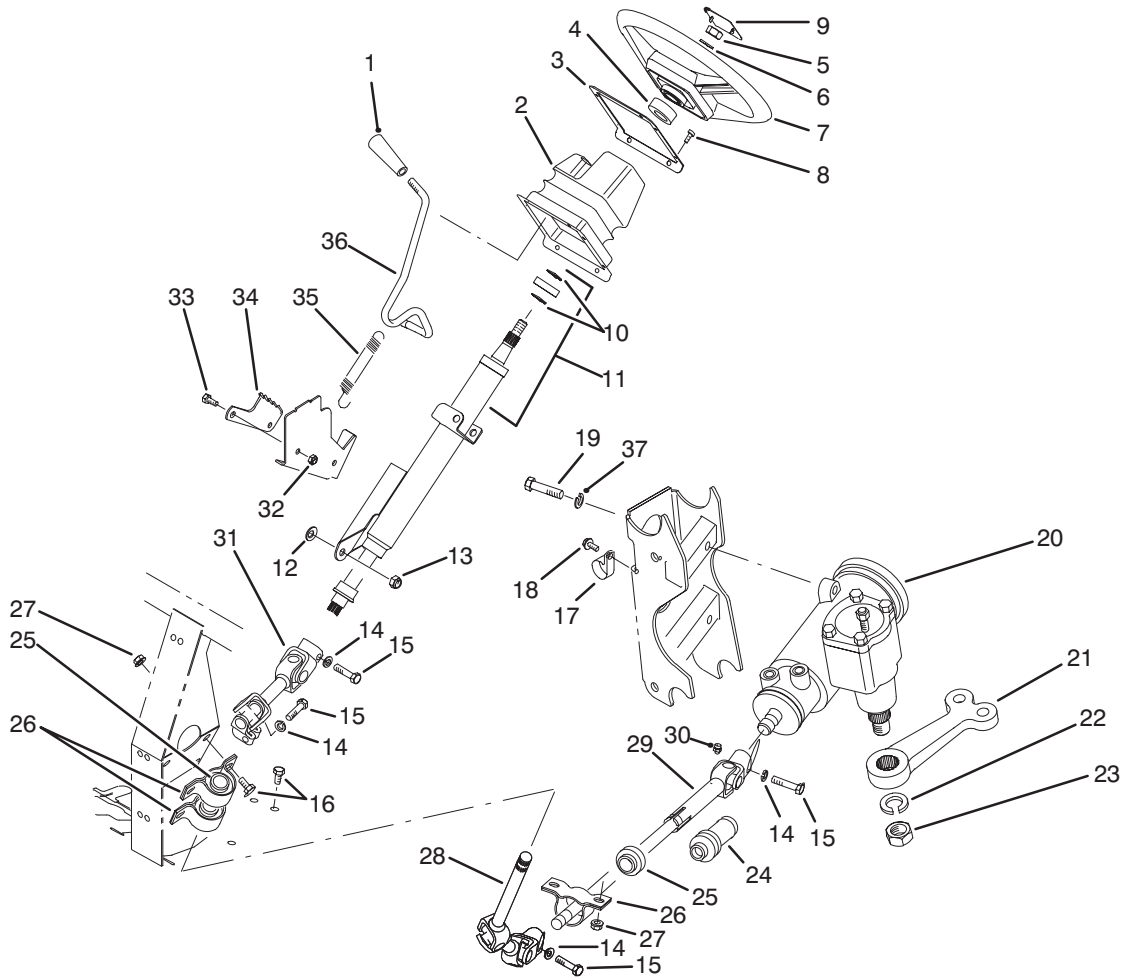
CONTROL PANEL ASSEMBLY (Continued)

Ref. No.	Part No.	Description	No. Used	Ref. No.	Part No.	Description	No. Used
‡54	87-6670	Decal - Fuse Block	1	59	219-17	Bulb - Warning Light	4
‡55	87-5910	Decal - Supervisor	1	60	87-6270	Socket & Bulb Assembly (Incl. Ref. #59)	4
‡56	87-8520	Decal - Dash	1	61	218-578	Fuse - 10 Amp	1
57	3253-19	Washer - Lock	3	62	2410-64	Plug - Hole	1
58	3217-29	Nut - Jam	3				

‡For different language versions of this part, see International Decal Cross Reference.

ELECTRICAL SCHEMATIC



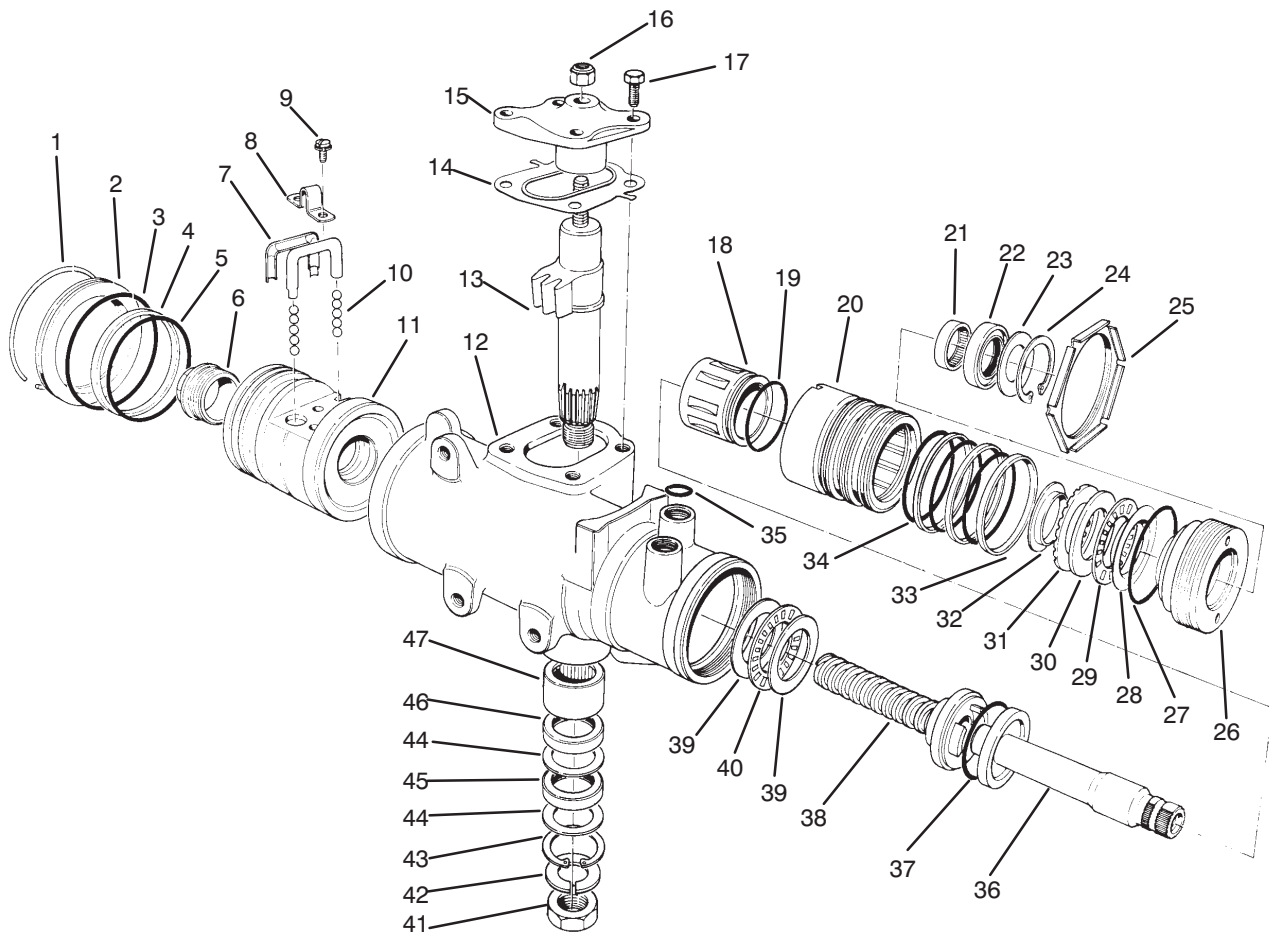


T-1584

STEERING LINKAGE ASSEMBLY

Ref. No.	Part No.	Description	No. Used	Ref. No.	Part No.	Description	No. Used
1	233-39	Knob	1	21	87-0370	Arm - Pitman	1
2	87-3460	Boot - Tilt Steering	1	22	39-7420	Washer - Lock	1
3	87-4720	Plate - Steering Boot	1	23	39-7440	Nut - Lock	1
4	21-9260	Spacer	1	24	92-4157	Boot - Steering Shaft	1
5	3277-1	Nut - Hex.	1	25	87-2280	Bearing	3
6	48-8070	Washer - Flat	1	26	87-3250	Mount - Bearing	3
7	87-3820	Wheel - Steering	1	27	32128-20	Nut - Flange	6
8	32144-116	Screw - Pan Head	8	28	92-4155	Slip Joint Assembly - Upper	1
9	87-3750	Cover - Steering Wheel	1	29	92-4156	Slip Joint Assembly - Lower (Incl. Ref. #24 & 30)	1
10	43-6550	Ring - Retaining	2	30	302-5	Fitting - Grease	1
11	92-4153	Assembly - Steering Column (Incl. Ref. #10)	1	31	92-4154	Universal Joint Assembly	1
12	3290-455	Washer	1	32	3296-42	Nut - Lock	2
13	3296-59	Nut - Lock	1	33	321-3	Screw - Cap Hex. Hd.	2
14	3253-4	Washer - Lock	4	34	87-3610	Bracket - Detent	1
15	48-7740	Screw - Cap Hex. Hd.	4	35	65-5360	Spring - Extension	1
16	322-2	Screw - Cap Hex. Hd.	6	36	87-3130	Lever - Tilt Steering	1
17	2412-105	Clamp - R	2	37	3253-22	Washer - Lock	3
18	32144-10	Screw - Self Tapping	2	*	87-3100	Lower Shaft Assembly (Incl. Ref. #24 & 28-30)	1
19	324-8	Screw - Cap Hex. Hd.	3	*	87-3120	Steering Column & Shaft (Incl. Ref. #10, 11 & 31)	1
20	87-1500	Steering Gear Assembly (Incl. Ref. #22 & 23)	1				

*Not Illustrated

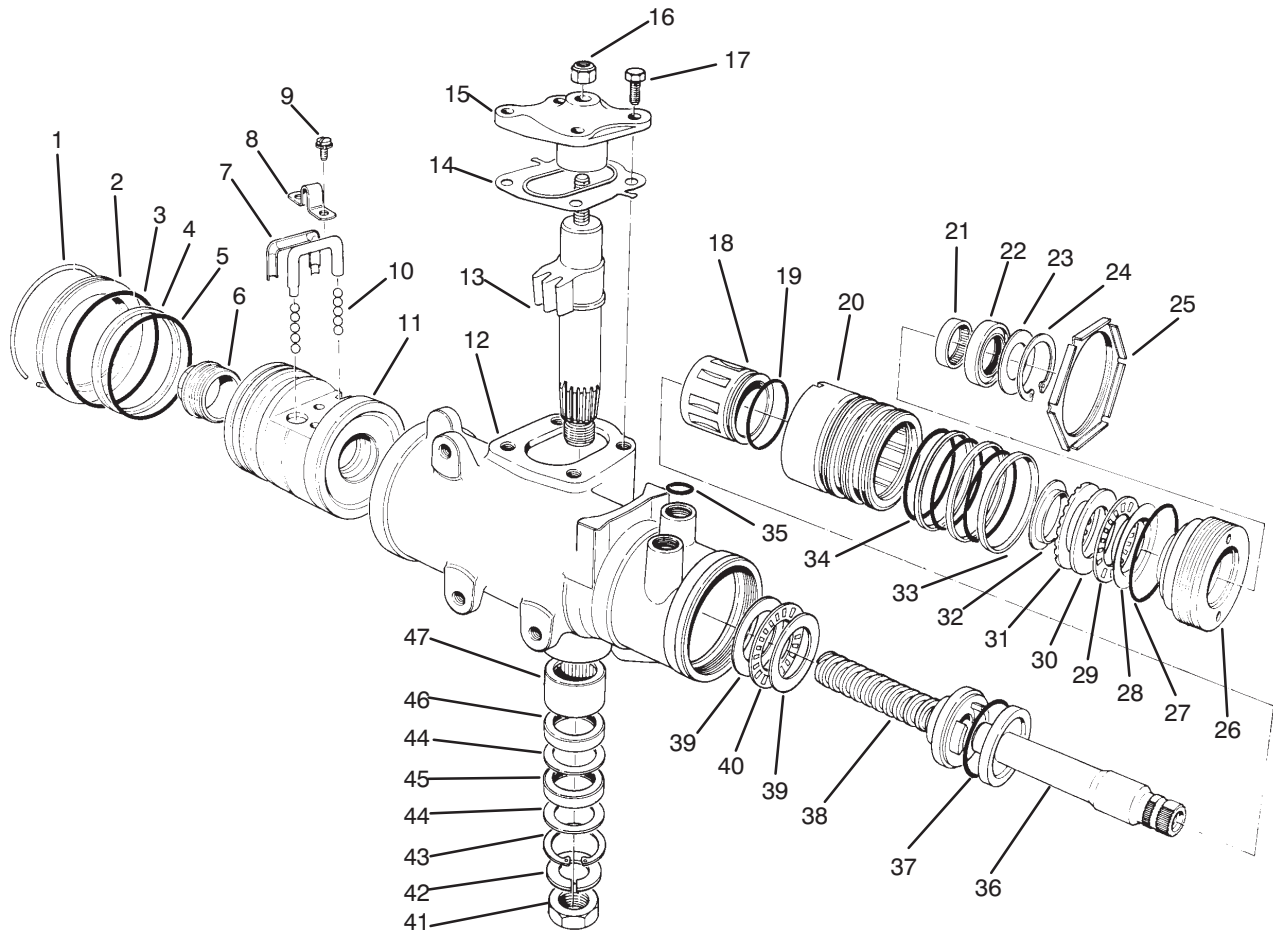


T-1580

STEERING GEAR ASSEMBLY NO. 87-1500

Ref. No.	Part No.	Description	No. Used	Ref. No.	Part No.	Description	No. Used
1		Ring - Retaining	1	26		Plug - Adjuster	1
2	92-4165	Plug - Housing End	1	27	28-8200	O-Ring	1
3		Seal - Housing End Plug	1	28		Race - Upper Bearing	1
4		Ring - Rack Piston	1	29		Bearing - Roller, Thrust	1
5		O-Ring, Rack Piston	1	30		Race - Thrust Bearing	1
6	18-4340	Plug - Rack Piston End	1	31		Spacer - Thrust Bearing	1
7	92-4168	Return - Guide Ball	2	32		Retainer - Bearing	1
8	18-4270	Clamp - Ball Return Guide	1	33		Ring - Valve Body	3
9	18-4260	Assy. - Screw/Lockwasher	2	34		O-Ring	3
10	18-5190	Ball - Chrome Alloy	11	35	39-7310	O-Ring	3
11		Nut - Rack Piston	1	36		Shaft - Stub	1
12		Housing - Steering Gear	1	37		O-Ring	1
13		Gear - Pitman Shaft	1	38		Worm - Steering	1
14	28-8280	Seal Kit - Side Cover (Incl. Ref. #17)	1	39		Race - Thrust Bearing	2
15		Cover - Housing Side	1	40		Bearing - Roller, Thrust	1
16	28-8220	Nut - Lash Adjuster	1	41	39-7440	Nut - Pitman Arm	1
17	28-8210	Bolt - Flange Hex. Hd.	4	42	39-7420	Washer - Lock	1
18		Spool Valve	1	43		Ring - Retaining	1
19		O-Ring, Spool Valve	1	44		Washer - Seal, Backup	2
20		Valve Body	1	45		Seal - Pitman Shaft	1
21	92-4169	Bearing - Needle	1	46		Seal - Pitman Shaft	1
22		Seal - Stub Shaft	1	47	92-4170	Bearing - Pitman Shaft	1
23		Seal - Stub Shaft Dust	1	*	92-4161	Assembly - Cover Service Housing Side (Incl. Ref. #14-17)	1
24		Ring - Retaining	1				
25	92-4159	Nut - Adjuster Plug Lock	1				

*Not Illustrated



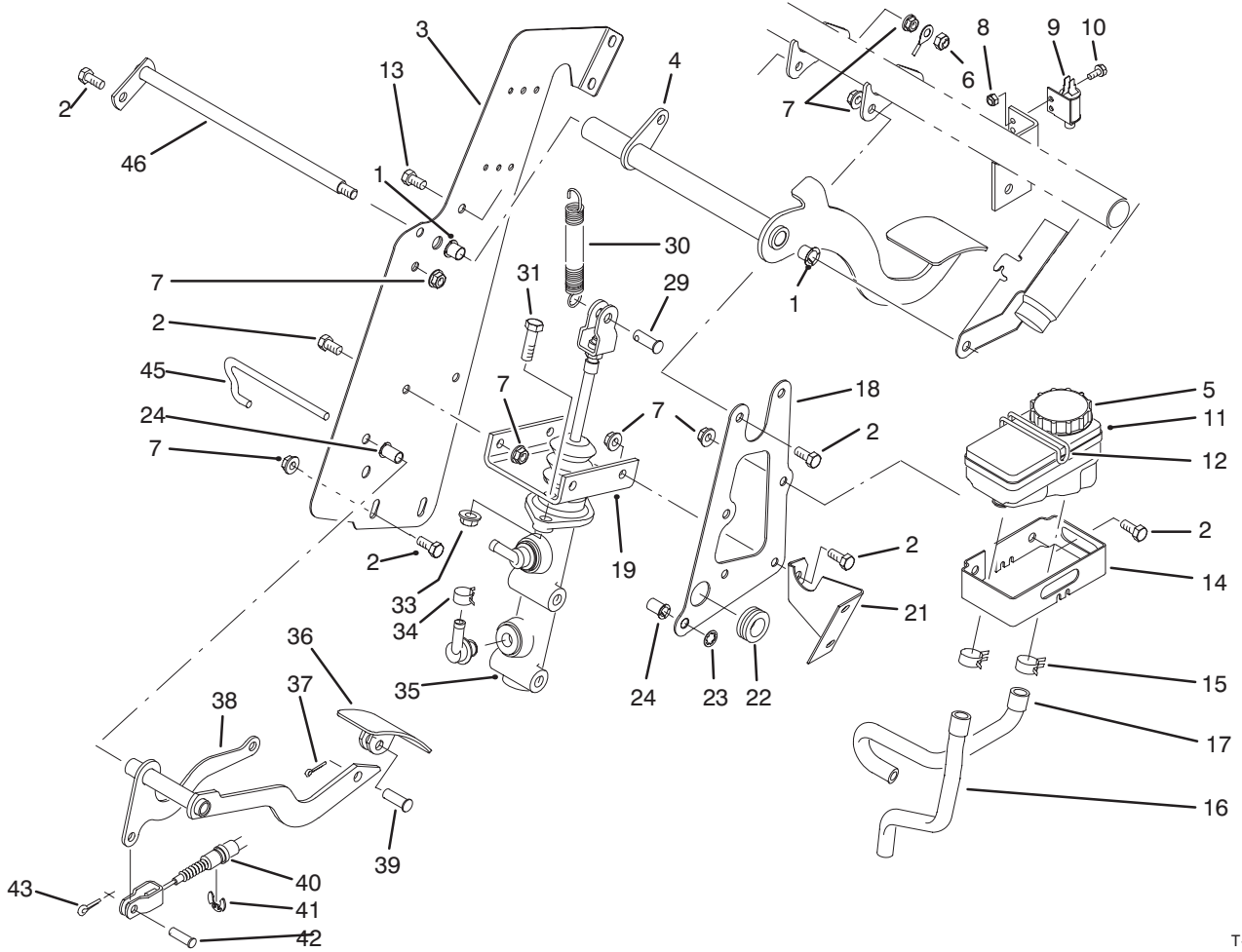
T-1580

STEERING GEAR ASSEMBLY NO. 87-1500

Ref. No.	Part No.	Description	No. Used
*	28-8270	Seal Service Kit – End Plug (Incl. Ref. #1 & 3)	1
*	28-8290	Seal Service Kit Rack/Piston (Incl. Ref. #4 & 5)	1
*	18-5180	Bearing Kit – Lower Thrust (Incl. Ref. #39-40)	1
*	18-5160	Seal Kit – Pitman Shaft (Incl. Ref. #43-46)	1
*	18-5170	Seal Kit – Valve Ring (Incl. Ref. #19, 33, 34 & 37)	1
*	92-4163	Assy. – Steering Housing (Incl. Ref. #12 & 43-47)	1
*	92-4167	Assembly – Plug Service (Incl. Ref. #22-24 & 27)	1

Ref. No.	Part No.	Description	No. Used
*	92-4162	Pitman Shaft – Gear Service (Incl. Ref. #13-15 & 17)	1
*	92-4158	Valve Assy. – Hyd. Gear (Incl. Ref. #18-20, 33, 34, 36 & 37)	1
*	92-4160	Bearing Service Kit – Upper (Incl. Ref. #28-32)	1
*	92-4166	Rack/Piston/Nut Assembly (Incl. Ref. #1-11 & 38)	1
*	92-4164	Plug Assy. – Service Adjust. (Incl. Ref. #21-24 & 26-32)	1
*	87-1500	Steering Gear (Complete)	1

*Not Illustrated

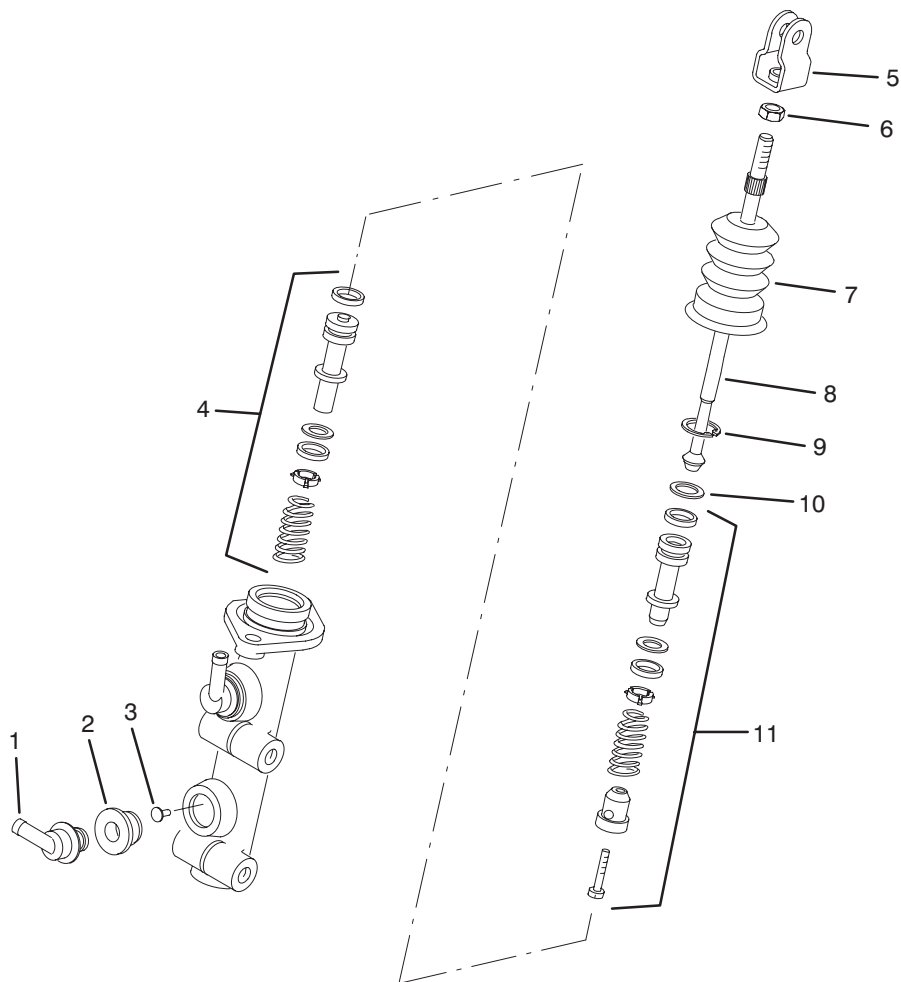


T-1585

BRAKE & ACCELERATOR PEDAL ASSEMBLY

Ref. No.	Part No.	Description	No. Used
1	256-257	Bushing - Flange	2
2	322-2	Screw - Cap Hex. Hd.	12
3	87-2910	Support - Pedal RH	1
4	87-2540	Pedal - Brake	1
5	92-4112	Assembly - Cap	1
6	3296-29	Nut - Lock	1
7	32128-20	Nut - Flange Lock	13
8	3296-2	Nut - Lock	2
9	55-7120	Switch - Brake Light	1
10	3290-321	Screw - Hex. Flange Hd.	2
11	87-3040	Brake Fluid Reservoir Assy. (Incl. Ref. #5)	1
12	87-7570	Retainer - Reservoir	1
13	322-5	Screw - Cap Hex. Hd.	1
14	87-2890	Cradle - Reservoir	1
15	2412-143	Clamp - Hose	2
16	87-0670	Hose - Reservoir Front	1
17	87-0660	Hose - Reservoir Rear	1
18	87-2660	Support - Pedal LH	1
19	87-2640	Support - Master Cylinder	1

Ref. No.	Part No.	Description	No. Used
21	87-2650	Gusset	1
22	240-6	Grommet	1
23	32151-56	Ring - Push-On	1
24	52-2890	Bushing - Flange	2
29	283-2	Pin - Clevis	1
30	21-1830	Spring - Extension	1
31	323-7	Screw - Cap Hex. Hd.	2
33	3290-357	Nut - Flange Lock	2
34	2412-144	Clamp - Hose	2
35	87-3030	Master Cylinder Assembly	1
36	87-2670	Pedal - Accelerator	1
37	3272-6	Pin - Cotter	1
38	87-4790	Arm - Accelerator Pedal	1
39	283-85	Pin - Clevis	1
40	87-8600	Cable - Accelerator	1
41	32120-47	Ring - E	1
42	283-30	Pin - Clevis	1
43	3272-10	Pin - Cotter	1
45	87-2880	Shaft - Accelerator Pedal	1
46	87-2590	Shaft - Brake Pedal	1

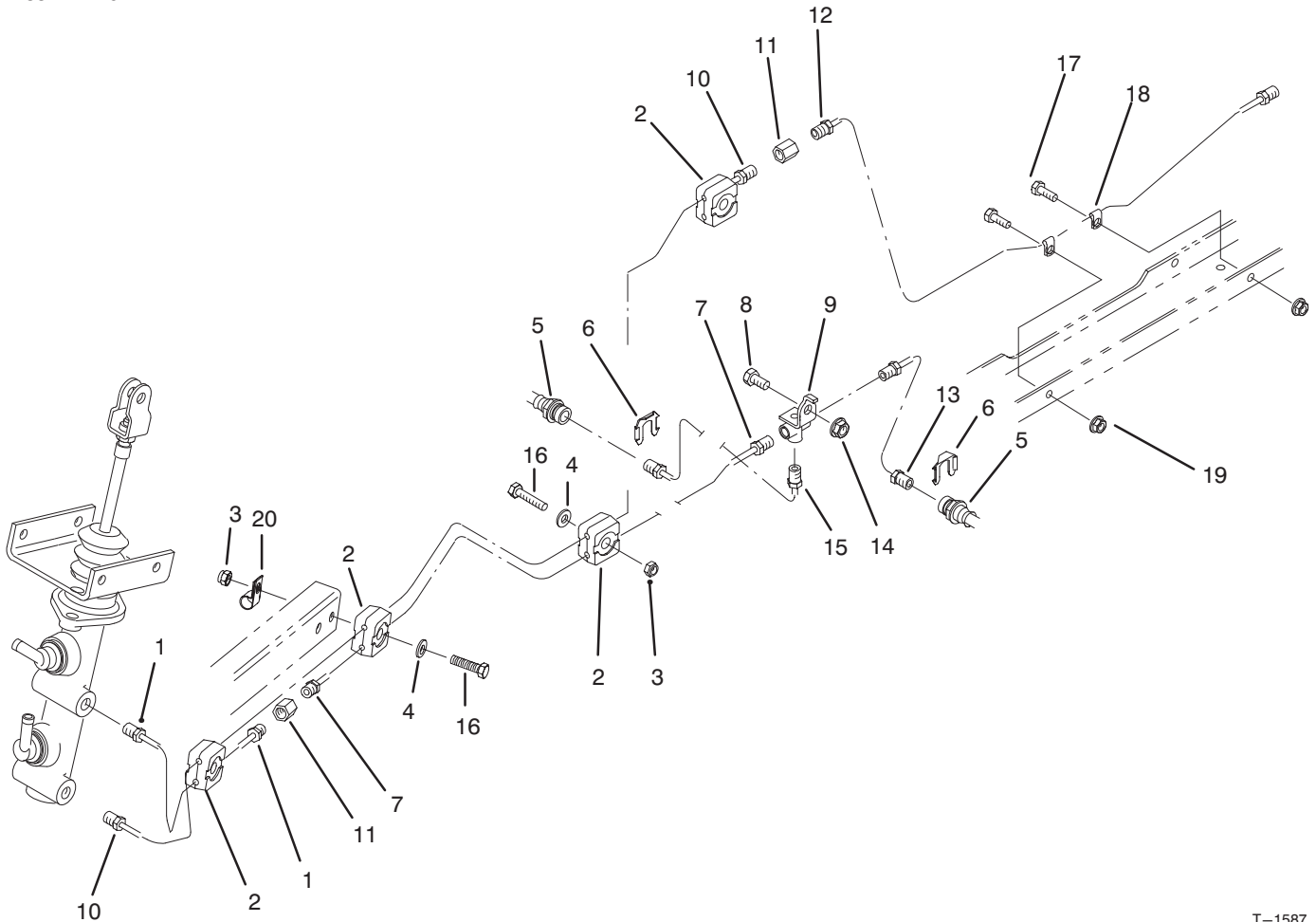


T-1586

MASTER BRAKE CYLINDER NO. 87-3030

Ref. No.	Part No.	Description	No. Used
1	92-4104	Adaptor – Pipe Fitting	2
2		Seal	2
3	92-4103	Pin – Stop	1
4	92-4102	Secondary Piston Assembly	1
5	92-4110	Clevis	1
6	21-0360	Nut	1

Ref. No.	Part No.	Description	No. Used
7	92-4107	Dust Cover	1
8	92-4106	Rod – Push	1
9	92-4109	Circlip	1
10	92-4108	Washer – Retainer	1
11	92-4101	Primary Piston Assembly	1



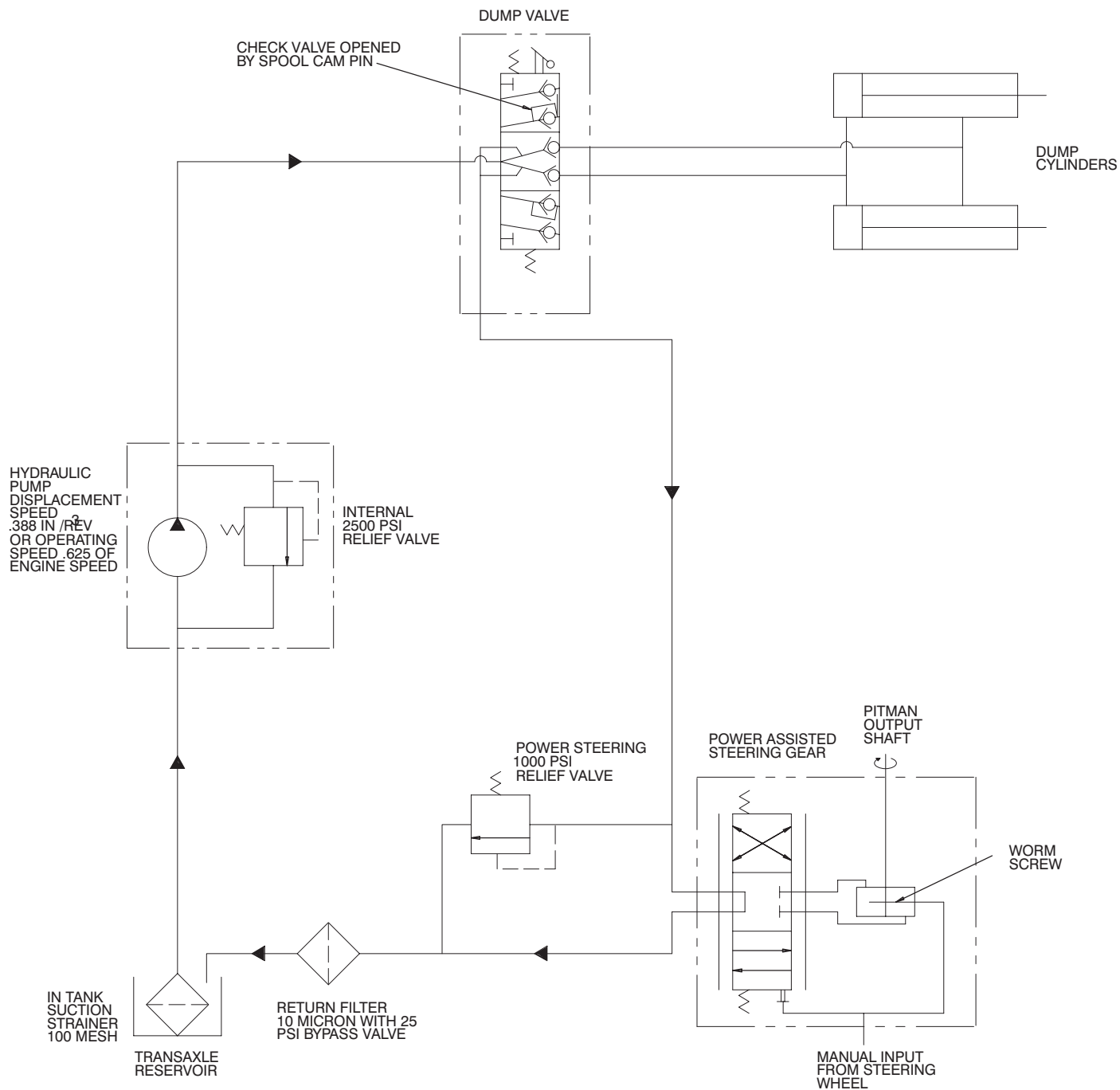
T-1587

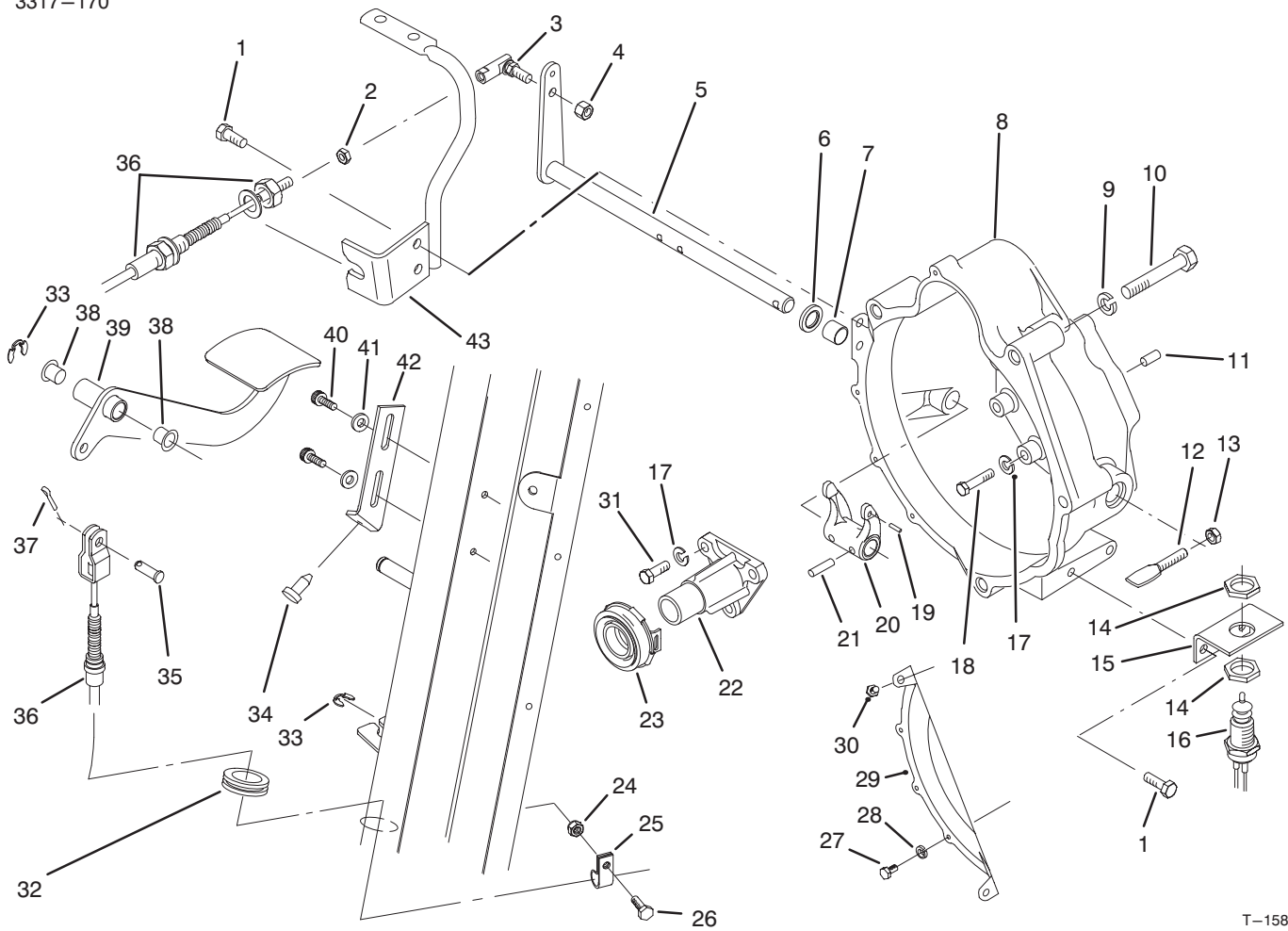
HYDRAULIC BRAKE LINE ROUTING ASSEMBLY

Ref. No.	Part No.	Description	No. Used
1	87-2830	Tube - Brake	1
2	87-7660	Clamp - Brake Line	8
3	3296-42	Nut - Lock	4
4	3256-22	Washer - Flat	4
5	87-2780	Hose - Brake Front	2
6	87-3580	Retainer - Brake Hose	2
7	87-2840	Tube - Brake	1
8	322-2	Screw - Cap Hex. Hd.	1
9	87-3560	Tee - Brake Line	1
10	87-2810	Tube - Brake	1

Ref. No.	Part No.	Description	No. Used
11	87-3570	Fitting - Union	2
12	87-3260	Tube - Brake	1
13	87-2850	Tube - Brake	1
14	32128-20	Nut - Flange	1
15	87-2860	Tube - Brake	1
16	321-9	Screw - Cap Hex. Hd.	4
17	321-4	Screw - Cap Hex. Hd.	2
18	2412-149	R-Clamp	2
19	32128-33	Nut - Flange Head	2
20	2412-89	Clamp - R	1

HYDRAULIC SCHEMATIC



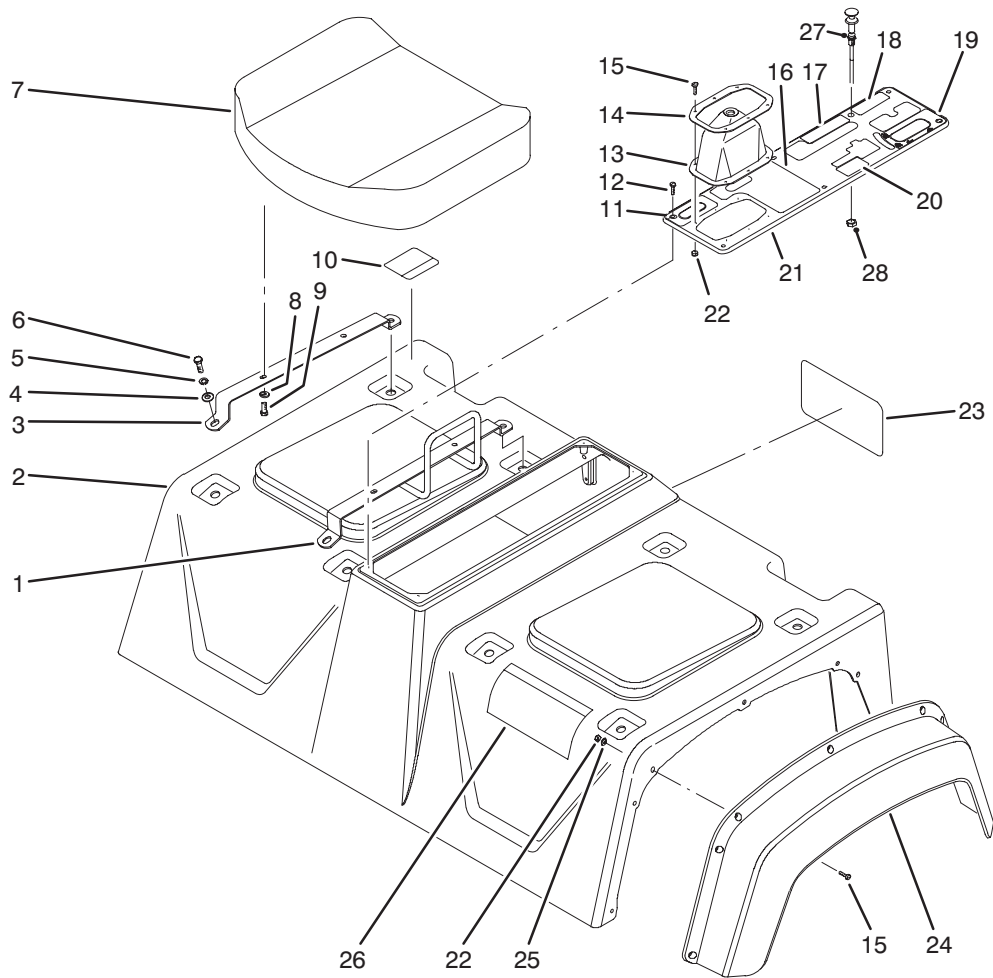


T-1588

CLUTCH LINKAGE ASSEMBLY

Ref. No.	Part No.	Description	No. Used
1	66-3160	Screw - Cap Hex. Hd.	2
2	3220-2	Nut - Jam	1
3	2411-33	Joint - Ball	1
4	3296-4	Nut - Lock	1
5	87-5290	Shaft - Release	1
6	87-1920	Seal - Shaft	2
7	87-3770	Bushing - Sleeve	2
8	87-1900	Housing - Bell	1
9	3253-22	Washer - Lock	4
10	56-2150	Screw - Cap Hex. Hd.	4
11	87-1910	Pin - Alignment	2
12	87-5360	Lever	1
13	3296-29	Nut - Lock	1
14	3218-20	Nut - Jam	2
15	87-5350	Bracket - Switch	1
16	87-5490	Switch - Neutral	1
17	42-9850	Washer - Lock	12
18	42-9530	Screw - Cap Hex. Hd.	9
19	32121-7	Pin - Roll	1
20	87-5300	Fork - Clutch	1
21	32121-24	Pin - Roll	2
22	87-5320	Guide - Release	1

Ref. No.	Part No.	Description	No. Used
23	87-2100	Bearing - Release	1
24	32128-33	Nut - Flange Lock	1
25	2412-89	Clamp - R	1
26	321-4	Screw - Cap Hex. Hd.	1
27	48-7610	Screw - Cap Hex. Hd.	4
28	3253-3	Washer - Lock	4
29	92-1938	Cover - Bell Housing	1
30	92-2129	Screw - Cap Hex. Hd.	2
31	57-6380	Screw - Cap Hex. Hd.	3
32	240-5	Grommet	1
33	32120-47	Ring - E	2
34	87-8460	Bumper	1
35	283-30	Pin - Clevis	1
36	87-8590	Clutch Cable Assembly (Incl. Ref. #2)	1
37	3272-10	Pin - Cotter	1
38	256-257	Bushing - Flange	2
39	87-2610	Pin - Cotter	1
40	87-6620	Screw - Torx Pan Hd.	2
41	3256-22	Washer - Flat	2
42	87-8710	Tab - Clutch	1
43	87-8480	Bracket - Clutch	1

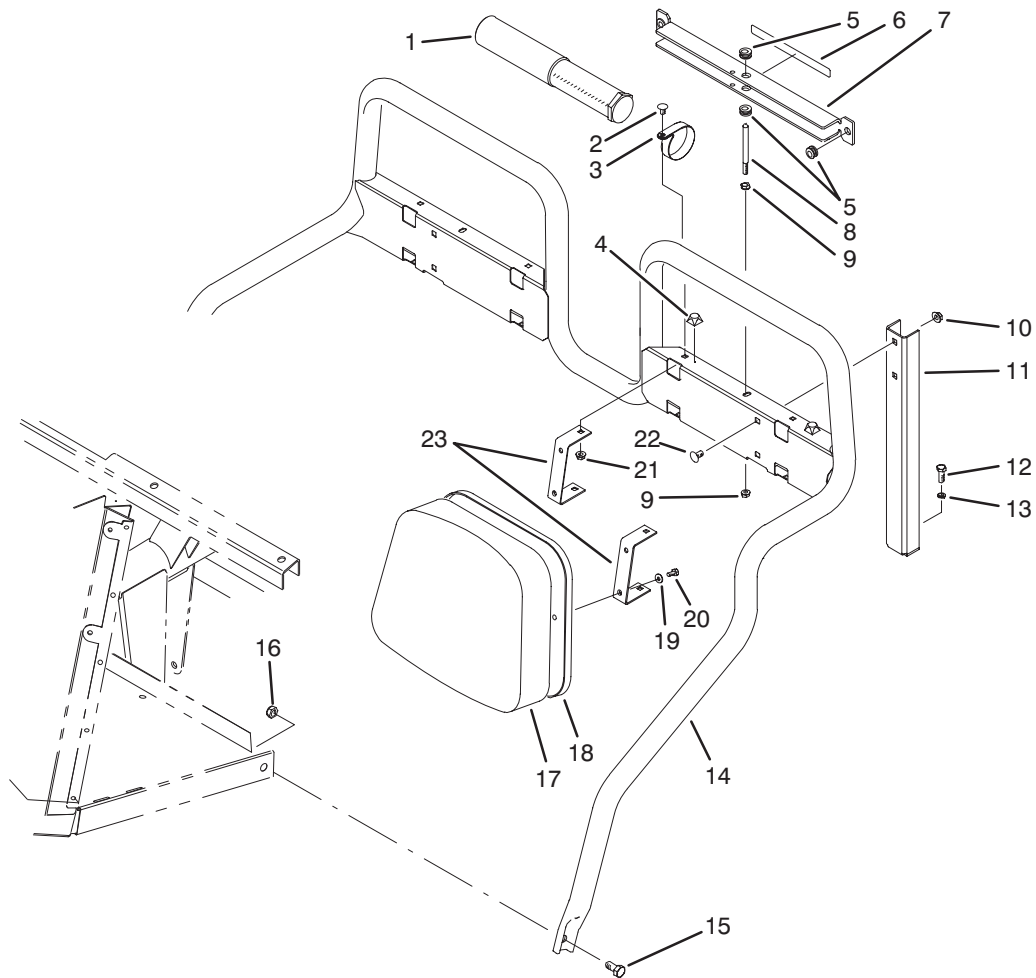


T-1589

SEAT BASE ASSEMBLY

Ref. No.	Part No.	Description	No. Used	Ref. No.	Part No.	Description	No. Used
1	87-6890	Hold - Hand	1	14	87-3760	Plate - Shift Boot	1
2	87-7070	Skirt Assembly (Incl. Ref. #10 & 26)	1	15	3250-13	Screw - Hex. Hd.	20
3	87-3800	Bracket - Seat Bottom	3	‡16	87-5970	Decal - PTO	1
4	3256-23	Washer - Flat	8	‡17	87-6000	Decal - Differential Lock	1
5	3253-4	Washer - Lock	8	‡18	92-2609	Decal - Remote Hydraulics	1
6	322-5	Screw - Cap Hex. Hd.	8	‡19	87-6010	Decal - Dump Hydraulics	1
7	87-5060	Cushion - Seat Bottom	2	‡20	87-6020	Decal - Parking Brake	1
8	3256-22	Washer - Flat	8	21	87-8080	Console Plate Assembly (Incl. Ref. #11 & 16-20)	1
9	321-4	Screw - Cap Hex. Hd.	8	22	3296-2	Nut - Lock	20
‡10	87-5930	Decal - Caution	1	‡23	87-9060	Decal - Quick Reference	1
‡11	87-5960	Decal - Axle Range	1	24	87-9480	Fender - Front	2
12	32144-52	Screw - Hex. Hd.	6	25	3256-61	Washer - Flat	14
13	87-8620	Boot - Shift	1	‡26	87-5920	Decal - Danger	1

‡For different language versions of this part, see International Decal Cross Reference.

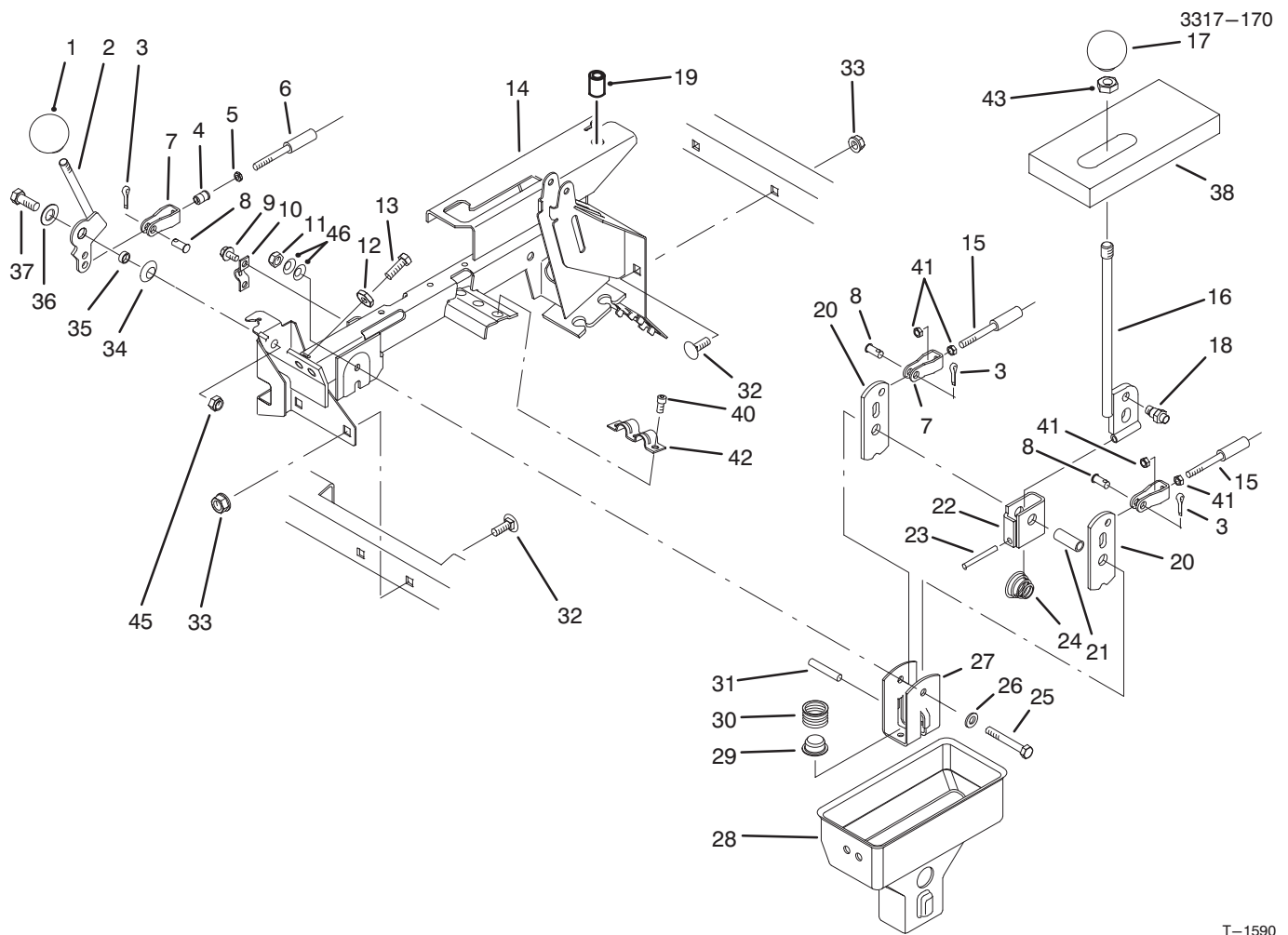


T-1779

SEAT BACK ASSEMBLY

Ref. No.	Part No.	Description	No. Used	Ref. No.	Part No.	Description	No. Used
1	74-0720	Tube - Manual	1	12	323-6	Screw - Cap Hex. Hd.	2
2	3230-18	Bolt - Carriage	2	13	3253-21	Washer - Lock	2
3	2412-133	Clamp - R	2	14	87-6170	Frame - Seat	1
4	111071	Bumper	2	15	325-4	Screw - Cap Hex. Hd.	2
5	92-5972	Grommet	4	16	3296-23	Nut - Lock	2
‡6	87-7930	Decal - Danger	1	17	87-6290	Cushion - Seat Back	2
7	87-7950	Bed Support Assembly (Incl. Ref. #5 & 6)	1	18	87-6280	Plate - Seat Back	2
8	87-7940	Stud	1	19	3256-22	Washer - Flat	8
9	32128-44	Nut - Flange Lock	2	20	321-4	Screw - Cap Hex. Hd.	8
10	3290-357	Nut - Flange Lock	4	21	32128-20	Nut - Flange Lock	8
11	87-2510	Bracket - Seat Frame	2	22	3231-21	Bolt - Carriage	4
				23	87-6240	Bracket - Seat Back	4

‡For different language versions of this part, see International Decal Cross Reference.



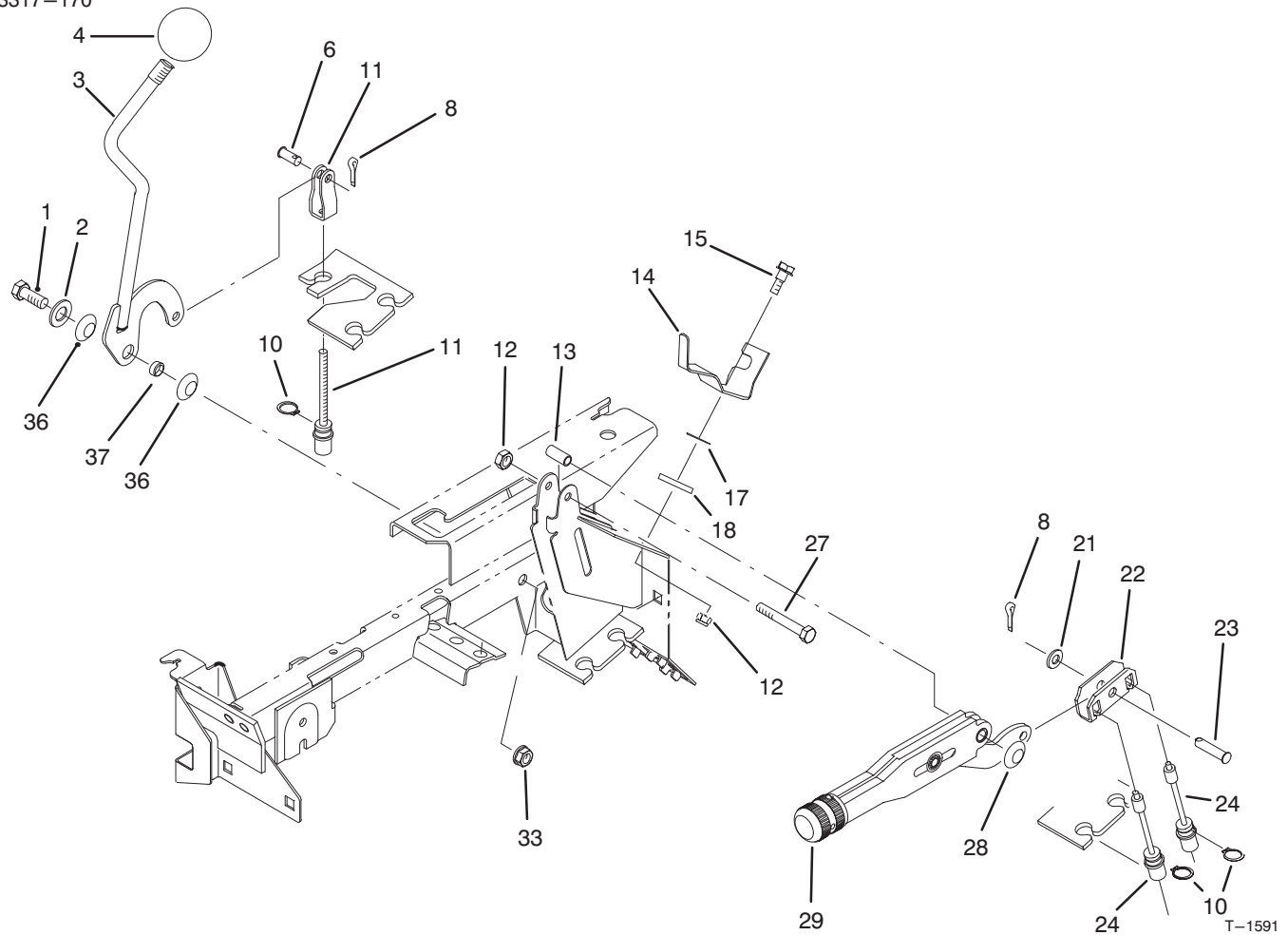
T-1590

HI-LO & SHIFT LEVER ASSEMBLIES

Ref. No.	Part No.	Description	No. Used
1	233-37	Knob	1
2	87-4350	Lever - Hi-Lo	1
3	3272-6	Pin - Cotter	3
4	32148-15	Insert - Threaded	1
5	3219-14	Nut	1
6	87-4420	Hi-Lo Cable Assembly (Incl. Ref. #5)	1
7	87-7160	Assembly - Clevis, Cable (Incl. Ref. #4)	1
8	283-62	Pin - Clevis	3
9	32144-4	Screw - Hex. Washer Hd.	2
10	87-4340	Clamp - Cable	1
11	32128-25	Nut - Lock	2
12	3220-3	Nut - Jam	2
13	3211-8	Screw - Cap Hex. Hd.	2
14	87-8110	Lever Support Assembly (Incl. Ref. #19)	1
15	87-4260	Cable Assembly (Incl. Ref. #41)	2
16	87-2040	Lever - Shift	1
17	87-6720	Knob	1
18	87-3650	Pin - Shift	1
19	32148-7	Nut - Clinch	2
20	87-3540	Link - Shift	2

Ref. No.	Part No.	Description	No. Used
21	87-2520	Tube - Pivot	1
22	87-6040	Bracket - Shifter	1
23	32121-48	Pin - Roll	1
24	87-2900	Spring - Compression	1
25	322-12	Screw - Cap Hex. Hd.	1
26	87-8640	Washer - Flat	1
27	87-3520	Clevis	1
28	87-2260	Boot - Shift Lower	1
29	87-3530	Button - Shifter	1
30	87-3660	Spring - Compression	1
31	3290-507	Pin - Dowel	1
32	3231-21	Bolt - Carriage	4
33	3290-357	Nut - Flange Lock	4
34	3290-221	Washer - Spring	1
35	76-9100	Spacer - Hi-Lo Lever	1
36	49-9150	Washer - Flat	1
37	323-6	Screw - Cap Hex. Hd.	1
38	87-6570	Foam - Seal	1
40	65-5220	Screw - Hex. Socket Hd.	3
41	3220-1	Nut - Jam	4
42	87-4960	Clamp - Cable	1
43	3218-18	Nut - Jam	1
45	3296-39	Nut - Lock	1
46	3290-456	Washer - Belleville	2

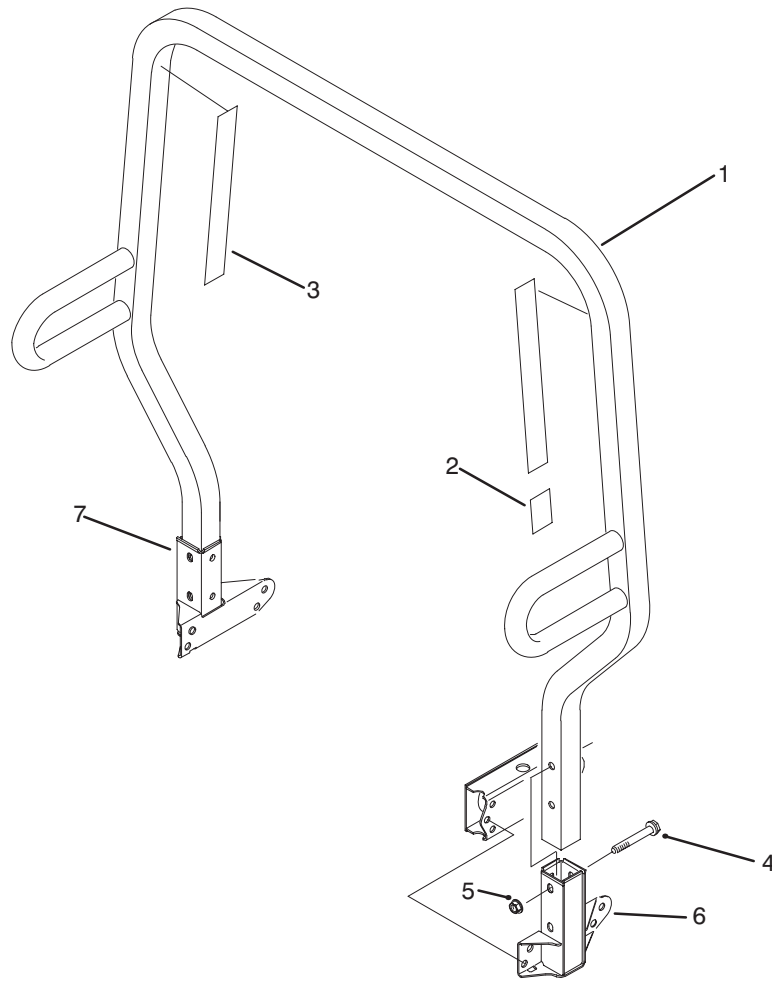
3317-170



DIFFERENTIAL LOCK & PARKING BRAKE ASSEMBLIES

Ref. No.	Part No.	Description	No. Used
1	323-6	Screw - Cap Hex. Hd.	1
2	49-9150	Washer - Flat	1
3	87-5030	Lever - Differential Lock	1
4	233-48	Knob	1
6	283-62	Pin - Clevis	1
8	3272-10	Pin - Cotter	1
10	32120-47	Ring - Retaining	3
11	87-4460	Differential Lock Cable	1
12	3296-42	Nut - Lock	1
13	87-4710	Spacer - Barking Brake	1
14	87-6640	Lever - Dump Stop	1
15	42-3560	Screw - Shoulder	1

Ref. No.	Part No.	Description	No. Used
17	3290-478	Washer - Belleville	1
18	71-5320	Washer - Flat	1
21	3256-23	Washer - Flat	1
22	87-3480	Plate - Brake Equalizer	1
23	283-14	Pin - Clevis	1
24	87-8240	Cable - Parking Brake	2
27	321-9	Screw - Cap Hex. Hd.	1
28	3290-477	Washer - Curved	1
29	87-2710	Lever - Parking Brake	1
33	3296-39	Nut - Lock	1
36	3290-221	Washer - Spring	2
37	76-2290	Spacer	1



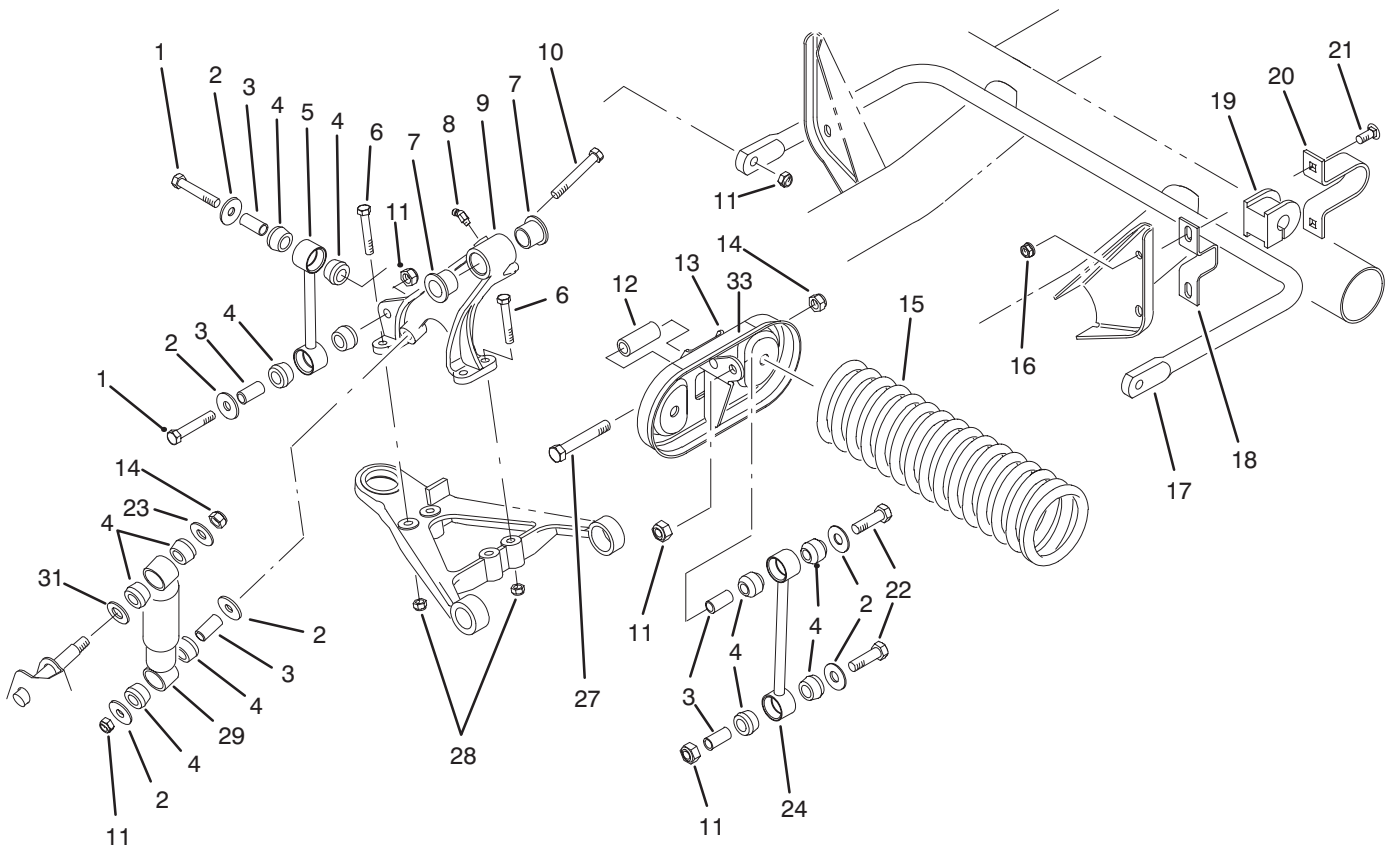
T-1592

R.O.P.S. ASSEMBLY

Ref. No.	Part No.	Description	No. Used
1	87-7090	Assembly - Frame, R.O.P.S. (Incl. Ref. #2 & 3)	1
‡2	87-5940	Decal - Rollover	1
‡3	87-5980	Decal - ROPS	2

Ref. No.	Part No.	Description	No. Used
4	3234-40	Screw - Hex. Flange Hd.	4
5	32128-23	Nut - Flange Lock	4
6	87-6950	Receiver - LH	1
7	87-6960	Receiver - RH	1

‡For different language versions of this part, see International Decal Cross Reference.



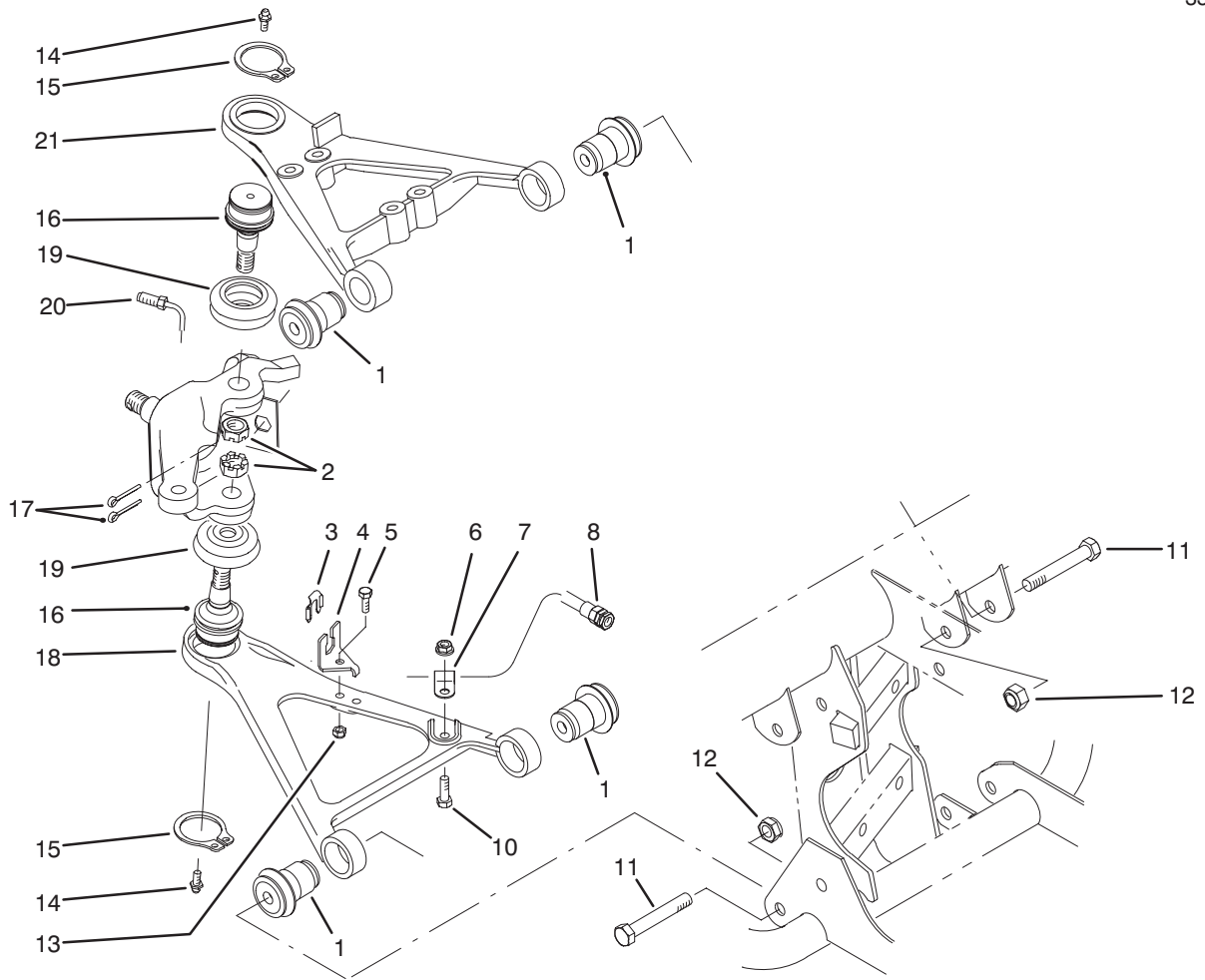
T-1593

FRONT SUSPENSION ASSEMBLY

Ref. No.	Part No.	Description	No. Used	Ref. No.	Part No.	Description	No. Used
1	324-10	Screw - Cap Hex. Hd.	4	15	87-0690	Spring - Compression	2
2	87-5330	Washer	8	16	3290-357	Nut - Flange Lock	4
3	87-3600	Spacer	10	17	87-3850	Bar - Anti-Sway	1
4	87-3920	Bushing - Rubber	16	18	87-3890	Bracket - Anti-Sway Bar	2
5	87-3860	Link - Anti-Sway Bar	2	19	87-3910	Bushing - Anti-Sway Bar	2
6	323-12	Screw - Cap Hex. Hd.	8	20	87-4010	Clamp - Anti-Sway Bar	2
7	33-3090	Bushing - Flange	4	21	3231-3	Bolt - Carriage	4
8	302-11	Fitting - Grease	1	22	324-9	Screw - Cap Hex. Hd.	4
9	87-0150	Tower - Control Arm RH	1	24	87-2480	Link - Stabilizer	2
*	87-0160	Tower - Control Arm LH	1	27	325-13	Screw - Cap Hex. Hd.	4
10	324-13	Screw - Cap Hex. Hd.	2	28	3296-39	Nut - Lock	8
11	3296-48	Nut - Lock	10	29	87-3110	Absorber - Shock	2
12	87-2500	Sleeve - Spring Pivot	2	31	3256-27	Washer - Flat	2
13	87-7150	Assembly - Cradle, Spring (Incl. Ref. #33)	2	32	3256-6	Washer - Flat	2
14	3296-23	Nut - Lock	4	‡33	44-0760	Decal - Warning	2

*Not Illustrated

‡For different language versions of this part, see International Decal Cross Reference.



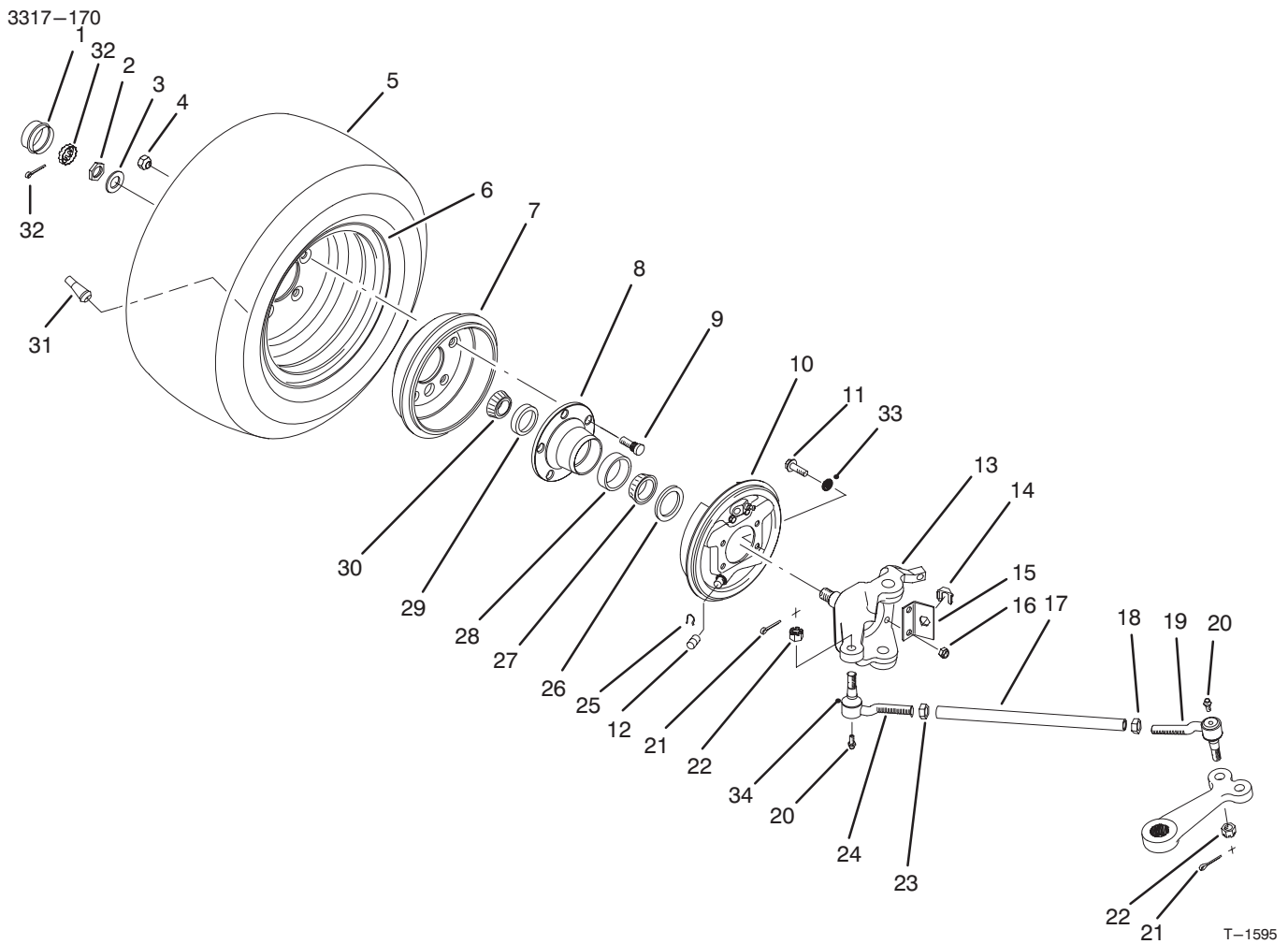
T-1594

FRONT SUSPENSION CONTROL ARM ASSEMBLY

Ref. No.	Part No.	Description	No. Used
1	87-1450	Bushing - Rubber	8
2	32136-2	Nut - Slotted	2
3	87-3580	Retainer - Brake Hose	2
4	87-2870	Bracket - Brake Hose	2
5	321-6	Screw - Cap Hex. Hd.	2
6	32128-20	Nut - Flange Lock	2
7	2412-10	Clamp - R	2
8	87-2780	Hose - Brake Front	2
10	322-5	Screw - Cap Hex. Hd.	2
11	325-13	Screw - Cap Hex. Hd	8
12	3296-23	Nut - Flange Lock	8
13	3296-42	Nut - Lock	2

Ref. No.	Part No.	Description	No. Used
14	302-5	Fitting - Grease	4
15	32151-104	Ring - Snap	4
16	87-1430	Joint - Ball	4
17	3272-12	Pin - Cotter	4
18	87-0210	Arm - Control Lower RH	1
*	87-0220	Arm - Control Lower LH	1
19	87-2420	Boot	4
20	87-2800	Tube - Brake RH	1
*	87-2790	Tube - Brake LH	1
21	87-0170	Arm - Control Upper RH	1
*	87-0180	Arm - Control Upper LH	1

*Not Illustrated

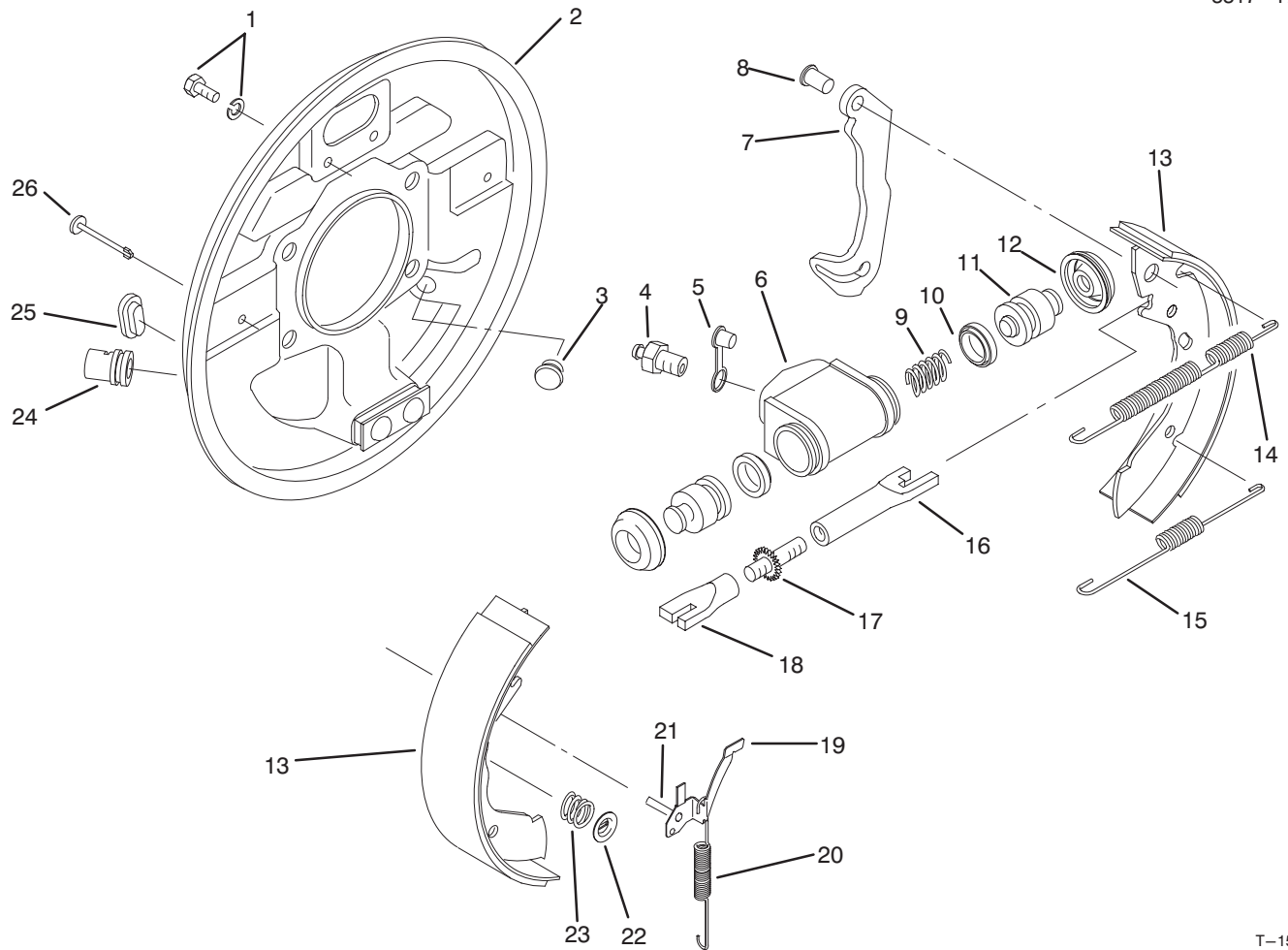


FRONT WHEEL ASSEMBLY

Ref. No.	Part No.	Description	No. Used
1	241-119	Cap Dust	2
2	3220-7	Nut - Jam	2
3	93-0309	Washer - Tab	2
4	23-7270	Nut - Lug	10
5	87-3300	Tire	2
6	87-5720	Rim	2
7	87-0270	Drum - Brake	2
8	87-5560	Hub - Wheel	2
9	87-8730	Stud - Drive	10
10	87-3010	Brake Assembly - RH	1
*	87-3020	Brake Assembly - LH	1
11	323-8	Screw - Hex. Flange Hd.	8
12	87-3450	Plug	2
13	87-9430	Spindle - RH	1
*	87-9440	Spindle - LH	1
14	87-3580	Retainer	2
15	87-2820	Bracket - Hose	2
16	3296-39	Nut - Lock	8
17	87-2410	Rod - Tie	2
18	3218-21	Nut - Jam	2

Ref. No.	Part No.	Description	No. Used
19	87-1470	Rod End Assy. - LH Thread (Incl. Ref. # 20-22 & 34)	2
20	302-5	Fitting - Grease	4
21	3272-12	Pin - Cotter	4
22	32136-3	Nut - Slotted	4
23	3220-11	Nut - Jam	2
24	87-1480	Rod End Assy. - RH Thread (Incl. Ref. #20-22 & 34)	2
25	87-3310	Clip - Brake Cable	2
26	87-3590	Seal - Bearing	2
27	254-106	Cone - Bearing	2
28	254-107	Cup - Bearing	2
29	254-72	Cup - Bearing	2
30	254-94	Cone - Bearing	2
31	232-27	Stem - Valve	2
32	3272-12	Pin - Cotter	2
33	3253-21	Washer - Lock	8
34		Seal - Rod End	4
35	93-0307	Nut - Retainer	2
*	87-5340	Seal Kit - Tie Rod End (Incl. Ref. #20-22 & 34)	4

*Not Illustrated

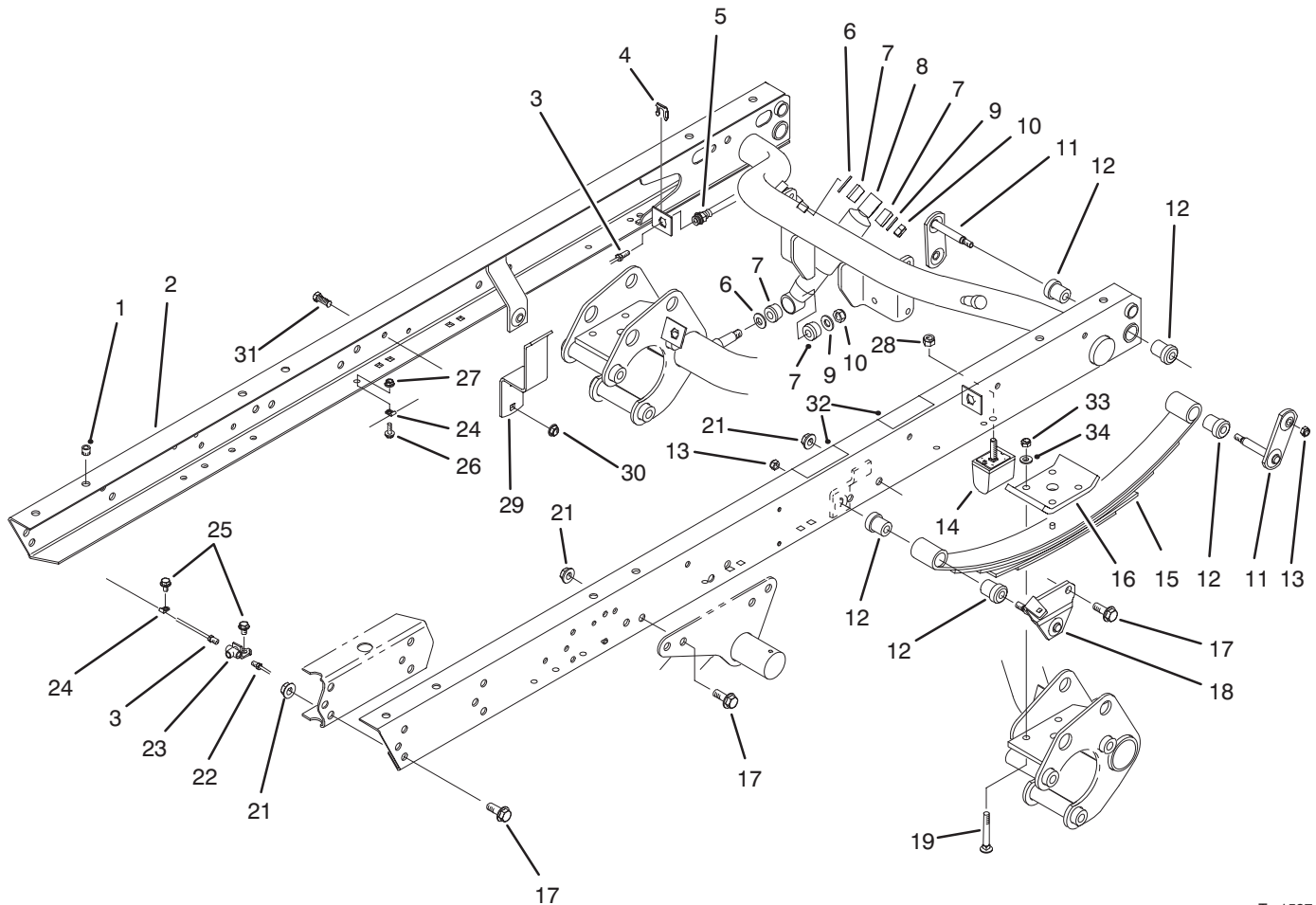


T-1596

FRONT BRAKE ASSEMBLY

Ref. No.	Part No.	Description	No. Used	Ref. No.	Part No.	Description	No. Used
1	92-4135	Set Bolt	2	19	92-4123	Assembly - Pawl LH (Incl. Ref. #21)	1
2	92-4115	Backplate Assembly LH (Incl. Ref. #24)	1	*	92-4124	Assembly - Pawl RH (Incl. Ref. #21)	1
*	92-4116	Backplate Assembly RH (Incl. Ref. #24)	1	20	92-4129	Spring - Adjuster, LH	1
3	92-4125	Plug	1	*	92-4130	Spring - Adjuster, RH	1
4	92-4113	Screw - Bleed	1	21		Pin - Pawl	1
5	92-4114	Cap - Bleed Screw	1	22	92-4131	Washer - Hold Down	2
6		Body	1	23	92-4132	Spring - Hold Down	2
7		Lever - Operating LH/RH	1	24		Guide - Pipe	1
8		Pin	1	25	92-4134	Plug - Inspection	1
9		Spring	1	26	92-4133	Pin - Hold Down	2
10		Seal - 'L' Type	2	*	92-4121	Assembly - Adjuster LH (Incl. Ref. #16-18)	1
11		Piston	2	*	92-4122	Assembly - Adjuster RH (Incl. Ref. #16-18)	1
12		Cover - Dust	2	*	92-4117	Assy. - Wheel Cylinder LH (Incl. Ref. #4-6 & 9-12)	1
13	92-4120	Shoe & Lining Set (Incl. Ref. #7 & 8)	1	*	92-4118	Assy. - Wheel Cylinder RH (Incl. Ref. #4-6 & 9-12)	1
14	92-4126	Spring - Shoe, Upper LH	1	*	92-4119	Kit - Seal (Incl. Ref. #10 & 12)	1
*	92-4127	Spring - Shoe, Upper RH	1	*	87-3010	Front Brake Assembly - RH (Complete)	1
15	92-4128	Spring - Shoe, Lower	1	*	87-3020	Front Brake Assembly - LH (Complete)	1
16		Pushrod - Female LH	1				
*		Pushrod - Female RH	1				
17		Bolt - Adjuster	1				
18		Sleeve - Adjuster	1				

*Not Illustrated



T-1597

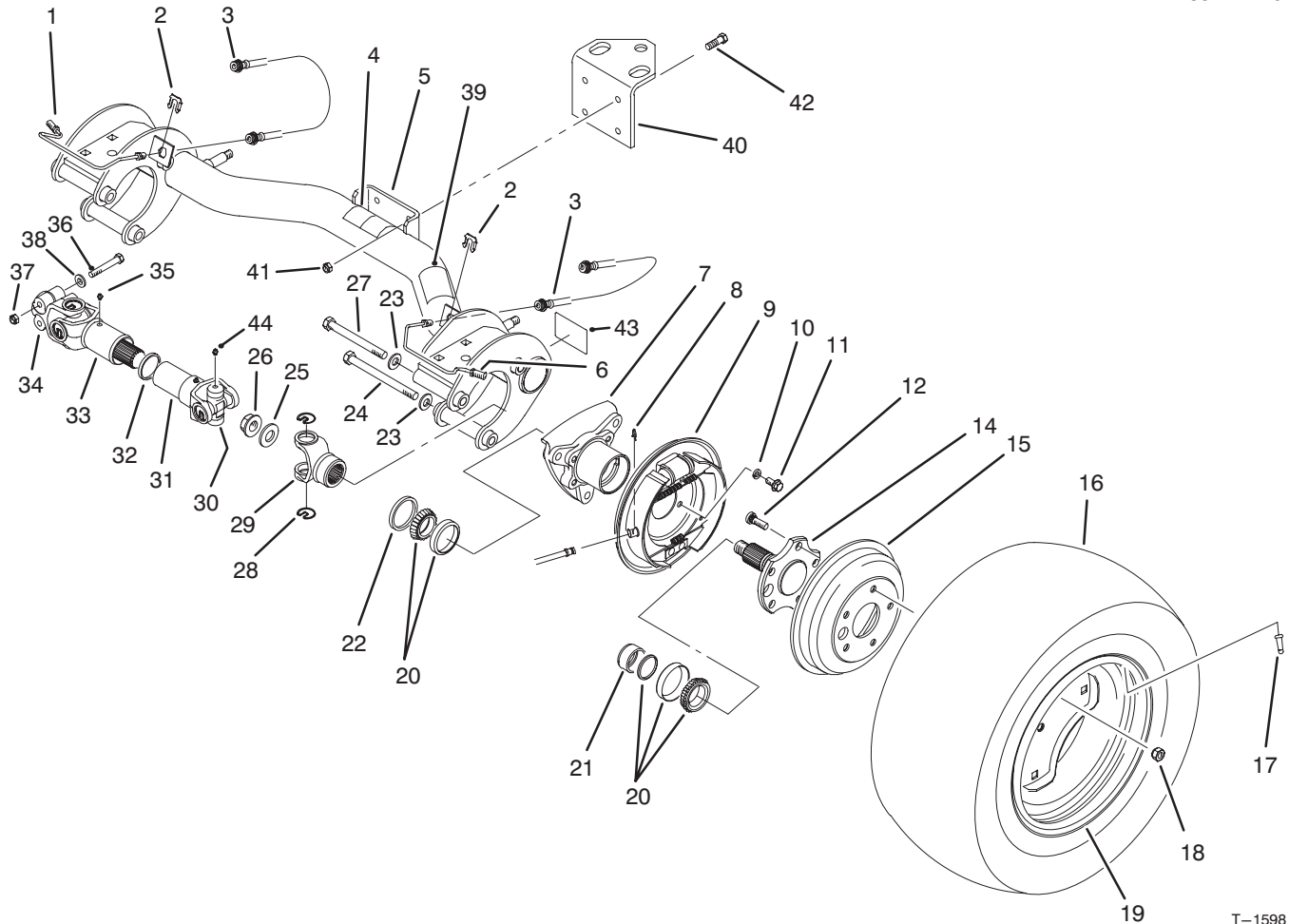
REAR FRAME ASSEMBLY

Ref. No.	Part No.	Description	No. Used
1	32148-10	Insert - Threaded	6
2	87-8440	Assembly - Rear Frame (Incl. Ref. #1 & 32)	1
3	87-3270	Tube - Brake RH	1
4	87-3580	Retainer	2
5	87-4100	Hose - Brake	2
6	3256-27	Washer - Flat	4
7	87-3920	Bushing - Rubber	8
8	87-3110	Shock Absorber	2
9	3256-6	Washer - Flat	4
10	3296-23	Nut - Lock	4
11	87-3980	Shackle - Spring	4
12	87-4760	Bushing	12
13	3296-39	Nut - Lock	6
14	87-3470	Bumper - Spring	2
15	87-1490	Spring - Leaf	2
16	87-7470	Plate - Clamp	2
17	3234-38	Screw - Hex. Flange Hd.	22

Ref. No.	Part No.	Description	No. Used
18	87-3960	Mount - Spring LH	1
*	87-3940	Mount - Spring RH	1
19	3232-17	Bolt - Carriage	8
21	32128-23	Nut - Flange Lock	22
22	87-3280	Tube - Brake LH	1
23	87-3560	Tee - Brake Tube	1
24	2412-149	Clamp - Tube	5
25	32104-82	Screw - Hex. Flange Hd.	2
26	321-4	Screw - Hex. Flange Hd.	4
27	32128-33	Nut - Flange Lock	4
28	48-9520	Nut - Lock	2
29	87-6690	Guard - Induction Chamber	1
30	3290-357	Nut - Flange Head	2
31	323-6	Screw - Cap Hex. Hd.	2
‡32	66-6840	Decal - Caution	2
33	3296-76	Nut - Lock	8
34	87-7480	Washer - Flat	8

*Not Illustrated

‡For different language versions of this part, see International Decal Cross Reference.



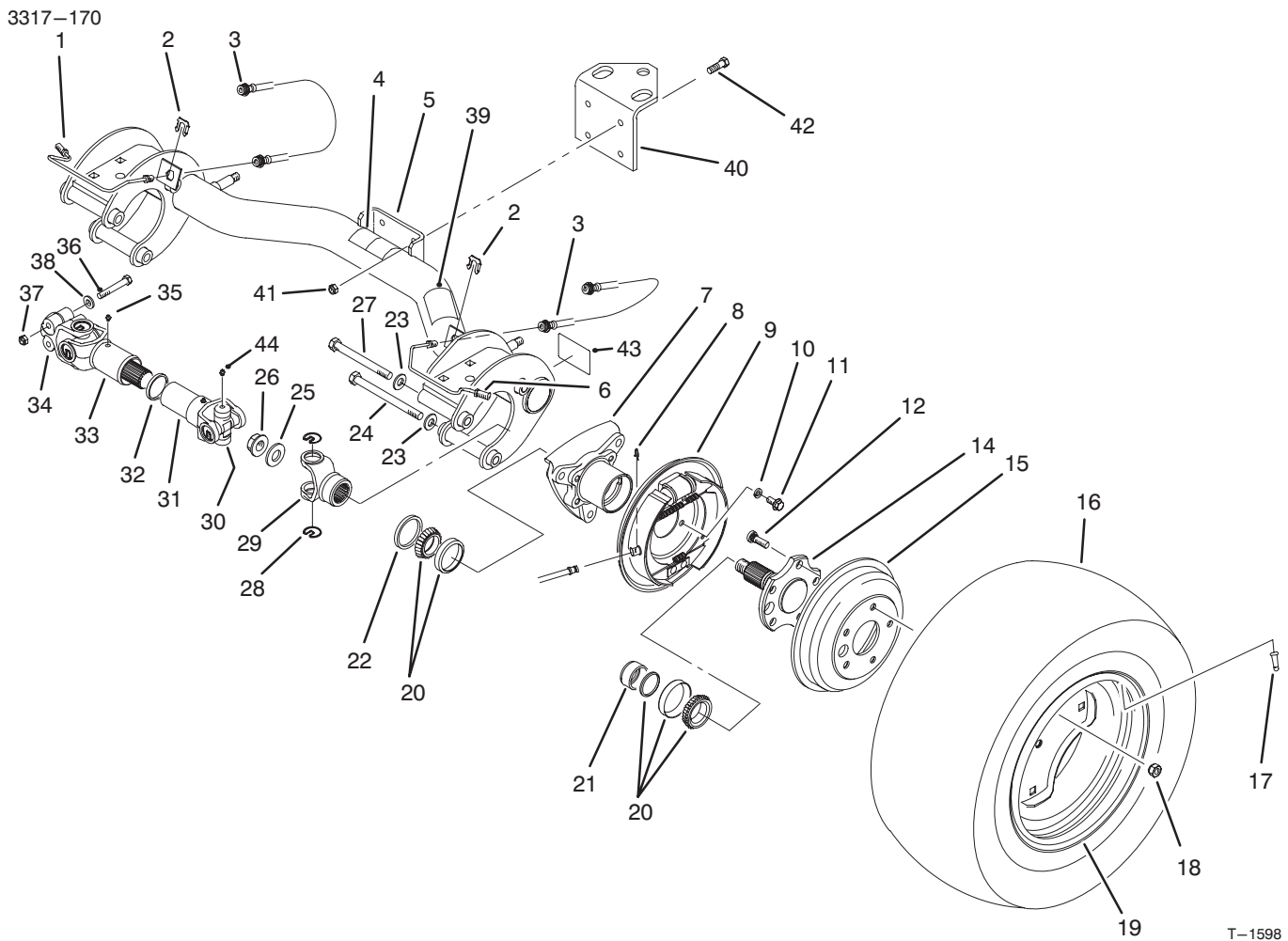
T-1598

REAR AXLE ASSEMBLY

Ref. No.	Part No.	Description	No. Used	Ref. No.	Part No.	Description	No. Used
1	87-4090	Tube - Brake RH	1	21	87-4060	Spacer - Bearing	2
2	87-3580	Retainer - Brake Hose	2	22	87-3590	Seal - Bearing	2
3	87-4100	Hose - Brake	2	23	87-7270	Washer - Flat	6
‡4	87-6060	Decal - ATF	1	24	325-20	Screw - Cap Hex. Hd.	5
5	87-7110	Assembly - Axle, Rear (Incl. Ref. #4, 39 & 43)	1	25	87-3060	Washer - Flat	2
6	87-4080	Tube - Brake LH	1	26	32128-53	Nut - Flange Lock	2
7	87-2240	Housing - Axle	2	27	325-19	Screw - Cap Hex. Hd.	1
8	87-3310	Clip - Brake Cable	2	28	92-4188	Ring - Snap	16
9	87-3840	Brake Assembly LH	1	29	92-4183	Yoke - End	2
*	87-3830	Brake Assembly RH	1	30	92-4187	Cross & Bearing Kit	4
10	3253-21	Washer - Lock	8	31	92-4182	Yoke & Hub Assembly (Incl. Ref. #28)	2
11	323-6	Screw - Cap Hex. Hd.	8	32	92-4180	Seal	2
12	87-8730	Stud - Drive	10	33	92-4179	Yoke, Shaft & Seal	2
14	87-8740	Stub - Axle	2	34	92-4177	Yoke - Double Clamp	2
15	87-1840	Drum - Brake	2	35	302-5	Fitting - Grease	4
16	87-6740	Tire - Rear 24"	2	36	87-8700	Screw - Cap Hex. Hd.	4
*	87-3290	Tire - Rear 23" (Optional)	2	37	32128-36	Nut - Lock	4
17	232-27	Valve - Stem	2	38	80-6990	Washer	4
18	23-7270	Nut - Lug	10	‡39	87-5990	Decal - PTO	1
19	87-6750	Rim - Rear 24"	2	40	92-5951	Angle - Hitch	1
*	87-3000	Rim - Rear 23" (Optional)	2	41	3296-39	Nut - Lock	4
20	87-1970	Bearing Matched Set	2	42	323-7	Screw - Cap Hex. Hd.	4
				‡43	87-9080	Decal - Grease	2

*Not Illustrated

‡For different language versions of this part, see International Decal Cross Reference.

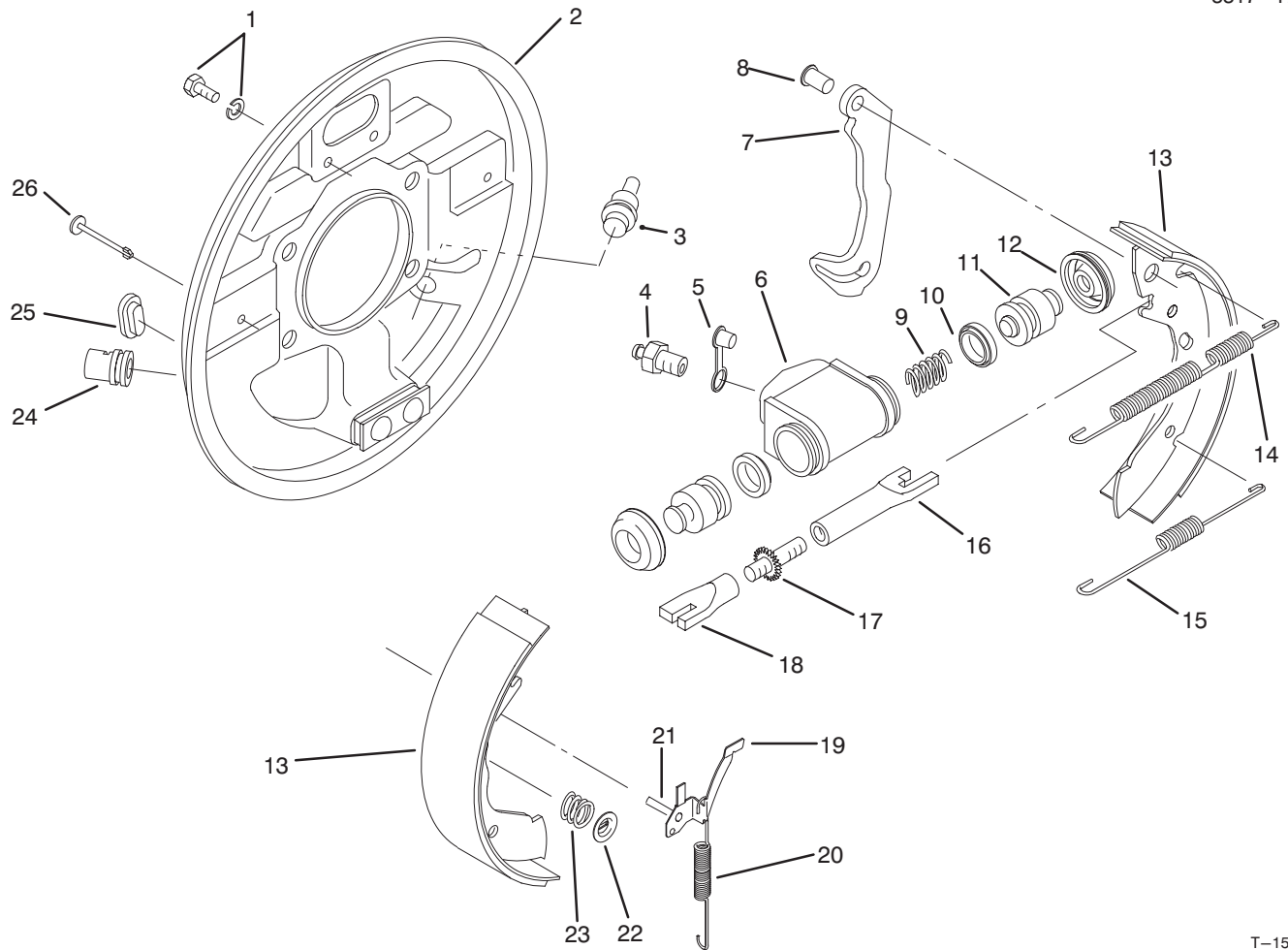


T-1598

REAR AXLE ASSEMBLY (Continued)

Ref. No.	Part No.	Description	No. Used
44	302-58	Fitting - Grease	16
*	87-8750	Driveshaft Assembly (Incl. Ref. #28-35 & 44)	2

Ref. No.	Part No.	Description	No. Used
*	87-5370	Rear Tire & Wheel Assembly (24")	2
*	87-6370	Rear Tire & Wheel Assembly (Optional 23")	2

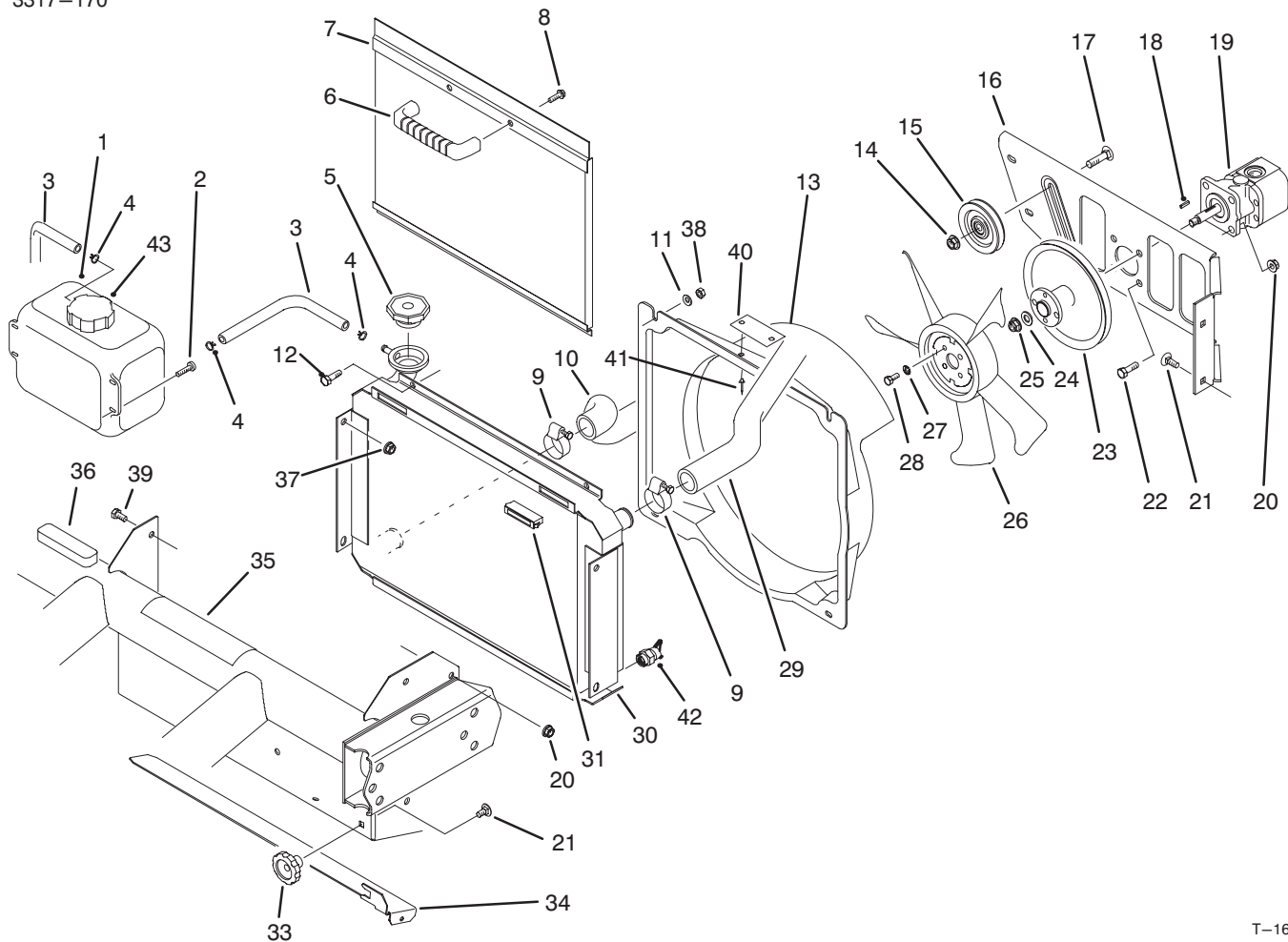


T-1599

REAR BRAKE ASSEMBLY

Ref. No.	Part No.	Description	No. Used	Ref. No.	Part No.	Description	No. Used
1	92-4135	Set Bolt	2	19	92-4123	Assembly - Pawl LH (Incl. Ref. #21)	1
2	92-4138	Backplate Assembly LH (Incl. Ref. #24)	1	*	92-4124	Assembly - Pawl RH (Incl. Ref. #21)	1
*	92-4139	Backplate Assembly RH (Incl. Ref. #24)	1	20	92-4150	Spring - Adjuster, LH	1
3	92-4146	Plug	1	*	92-4151	Spring - Adjuster, RH	1
4	92-4137	Screw - Bleed	1	21		Pin - Pawl	1
5	92-4114	Cap - Bleed Screw	1	22	92-4131	Washer - Hold Down	2
6		Body	1	23	92-4152	Spring - Hold Down	2
7		Lever - Operating LH/RH	1	24		Guide - Pipe	1
8		Pin	1	25	92-4134	Plug - Inspection	1
9		Spring	1	26	92-4133	Pin - Hold Down	2
10		Seal - 'L' Type	2	*	92-4144	Assembly - Adjuster LH (Incl. Ref. #16-18)	1
11		Piston	2	*	92-4145	Assembly - Adjuster RH (Incl. Ref. #16-18)	1
12		Cover - Dust	2	*	92-4140	Assy. - Wheel Cylinder LH (Incl. Ref. #4-6 & 9-12)	1
13	92-4143	Shoe & Lining Set (Incl. Ref. #7 & 8)	1	*	92-4141	Assy. - Wheel Cylinder RH (Incl. Ref. #4-6 & 9-12)	1
14	92-4147	Spring - Shoe, Upper LH	1	*	92-4142	Seal Kit (Incl. Ref. #10 & 12)	1
*	92-4148	Spring - Shoe, Upper RH	1	*	87-3830	Rear Brake Assembly - RH (Complete)	1
15	92-4149	Spring - Shoe, Lower	1	*	87-3840	Rear Brake Assembly - LH (Complete)	1
16		Pushrod - Female LH	1				
*		Pushrod - Female RH	1				
17		Bolt - Adjuster	1				
18		Sleeve - Adjuster	1				

*Not Illustrated

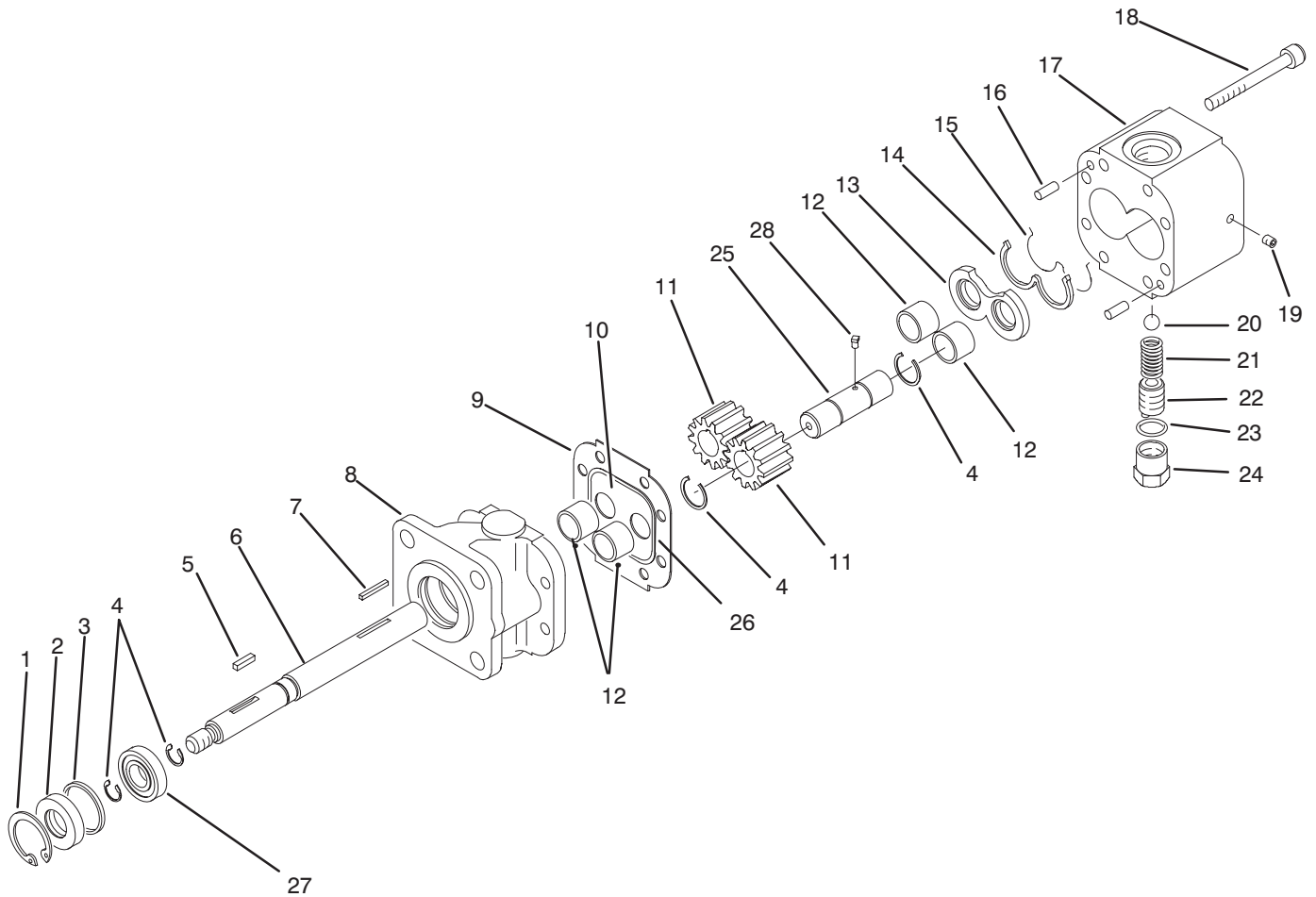


T-1600

RADIATOR & HYDRAULIC PUMP ASSEMBLY

Ref. No.	Part No.	Description	No. Used	Ref. No.	Part No.	Description	No. Used
1	87-3710	Overflow Reservoir Assembly (Incl. Ref. #43)	1	21	3230-23	Bolt - Carriage	4
2	3250-20	Screw - Round Hd.	4	22	322-5	Screw - Cap Hex. Hd.	4
3	71-3381	Tube - Overflow	2	23	87-3390	Pulley	1
4	92-2379	Clamp - Hose	3	24	3256-45	Washer - Flat	1
5	66-3240	Cap - Radiator	1	25	3296-5	Nut - Flange Lock	1
6	65-5100	Handle	1	26	43-1911	Fan	1
7	87-2000	Screen - Radiator	1	27	3253-3	Washer - Lock	4
8	46-8091	Screw - Hex. Flange Hd.	2	28	321-3	Screw - Cap Hex. Hd.	4
9	2412-34	Clamp - Hose	2	29	87-3430	Hose - Radiator Upper	1
10	87-5050	Hose - Radiator Lower	1	30	87-3050	Radiator Assembly (Incl. Ref. #42)	1
11	3256-22	Washer - Flat	4	31	58-4250	Magnet	2
12	321-4	Screw - Cap Hex. Hd.	4	33	19-4050	Knob	1
13	87-7120	Assembly - Shroud, Fan (Incl. Ref. #40-41)	1	34	87-9300	Door - Clean Out	1
14	3290-357	Nut - Flange Lock	1	‡35	87-9420	Decal - Caution	1
15	63-8140	Pulley	1	36	87-9810	Foam - Overflow Tank	1
16	87-8230	Support - Fan	1	37	32128-20	Nut - Lock	4
17	3231-28	Bolt - Carriage	1	38	3296-42	Nut - Lock	4
18	92-2179	Key - Square	1	39	322-2	Screw - Cap Hex. Hd.	4
19	87-5700	Hydraulic Pump Assembly (Incl. Ref #18)	1	‡40	76-8750	Plate - Warning	1
20	3296-29	Nut - Flange Lock	8	41	3290-271	Rivet - Pop	2
				42	92-4111	Petcock - Radiator	1
				43	87-7050	Cap - Reservoir	1

‡For different language versions of this part, see International Decal Cross Reference.

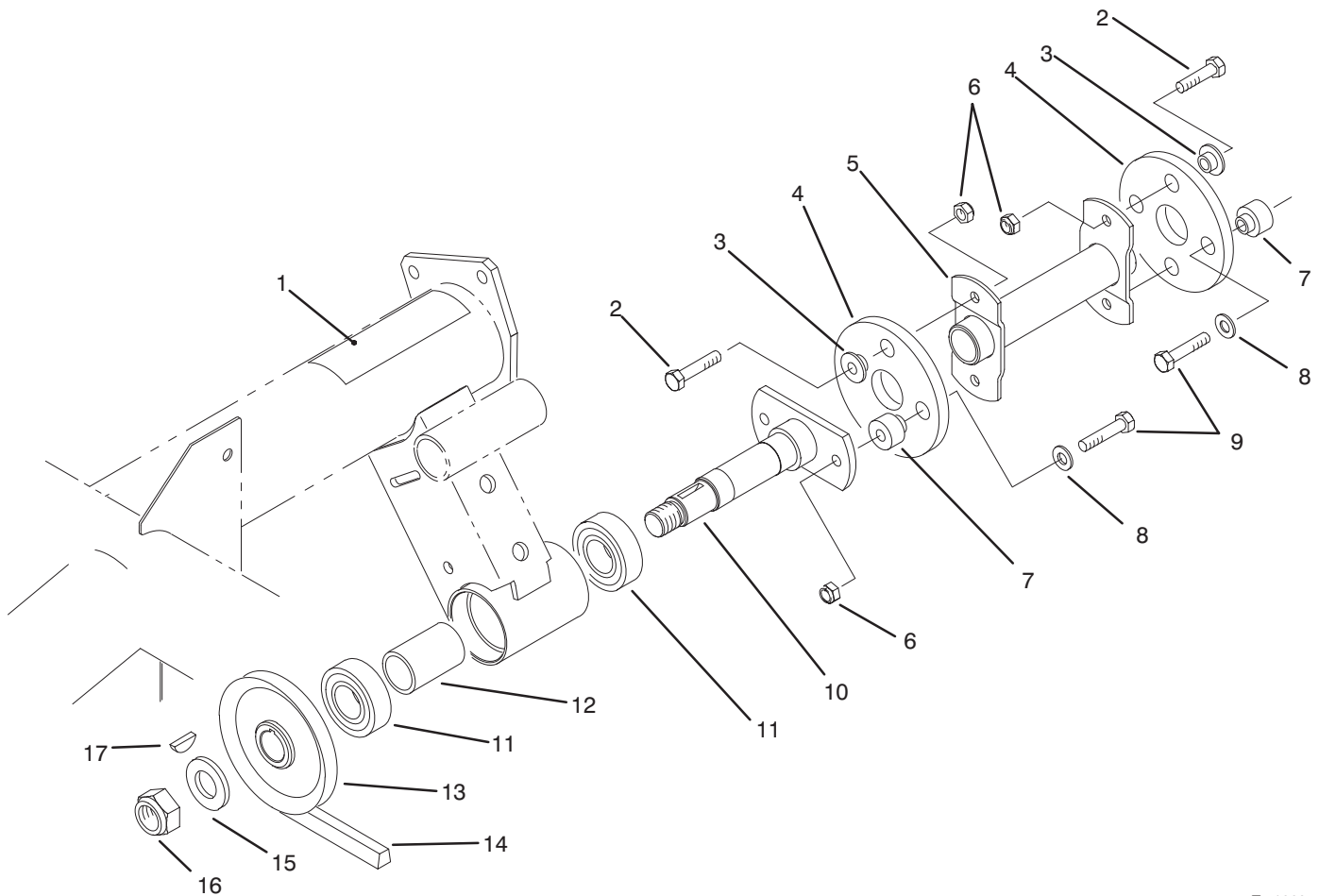


T-1601

HYDRAULIC PUMP ASSEMBLY NO. 87-5700

Ref. No.	Part No.	Description	No. Used
1	32151-41	Ring - Retaining	1
2	92-2195	Seal - Oil	1
3	92-2186	Spacer	1
4	92-2178	Ring - Crescent	4
5	92-2179	Key - Square	1
6	92-2189	Shaft - Drive	1
7	92-2177	Pin - Shear	1
8	92-2188	Stator	1
9	92-2182	Plate - Seal	1
10	92-2183	Plate - Wear	1
11	92-2175	Gear	2
12	92-2192	Bearing	4
13	92-2181	Plate - Pressure	1
14	92-2197	Seal - Back Up	1

Ref. No.	Part No.	Description	No. Used
15	92-2196	Seal - Pressure Plate	1
16	92-2176	Pin - Dowel	2
17	92-2187	Housing - Gear, End	1
18	92-2173	Screw - Cap Socket Head	8
19	92-2185	Plug	1
20	92-2193	Ball	1
21	92-2194	Spring	1
22	92-2174	Screw - Adjusting	1
23	92-2180	Gasket - Copper	1
24	92-2184	Cap - Relief Valve	1
25	92-2190	Shaft - Idler	1
26	92-2198	Seal	1
27	92-2191	Bearing	1
28	92-2199	Key - Ball	1



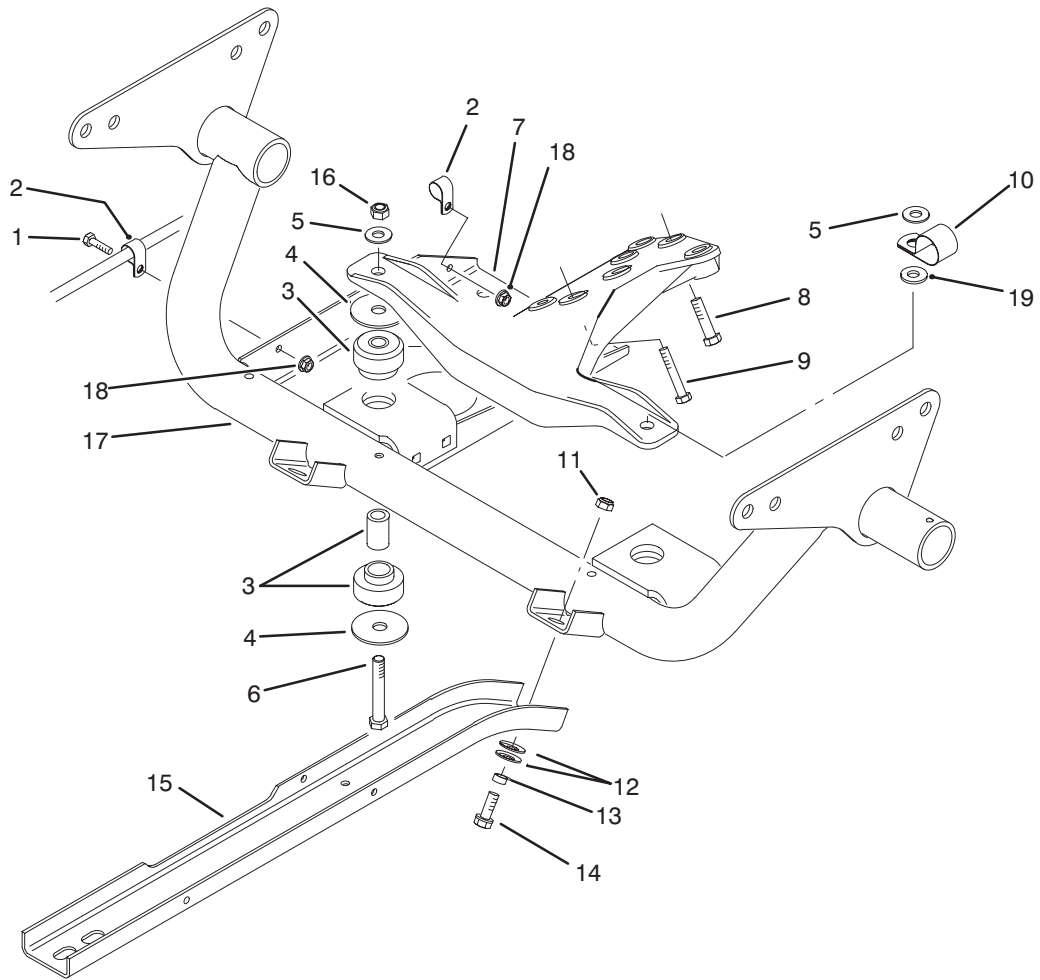
T-1660

HYDRAULIC PUMP DRIVE ASSEMBLY

Ref. No.	Part No.	Description	No. Used
‡1	80-8040	Decal - Caution	1
2	322-5	Screw - Cap Hex. Hd.	4
3	27-6600	Spacer - Thin	4
4	44-2230	Disc - Rubber	2
5	87-4440	Driveshaft	1
6	3296-29	Nut - Lock	6
7	27-6590	Spacer - Thick	4
8	3256-3	Washer - Flat	4
9	322-7	Screw - Cap Hex. Hd.	4

Ref. No.	Part No.	Description	No. Used
10	87-2720	Driveshaft	1
11	251-82	Bearing - Ball	2
12	87-2750	Spacer - Bearing	1
13	87-3370	Pulley	1
14	87-3210	Belt - V	1
15	3256-28	Washer - Flat	1
16	3296-15	Nut - Lock	1
17	3257-7	Key - Woodruff	1

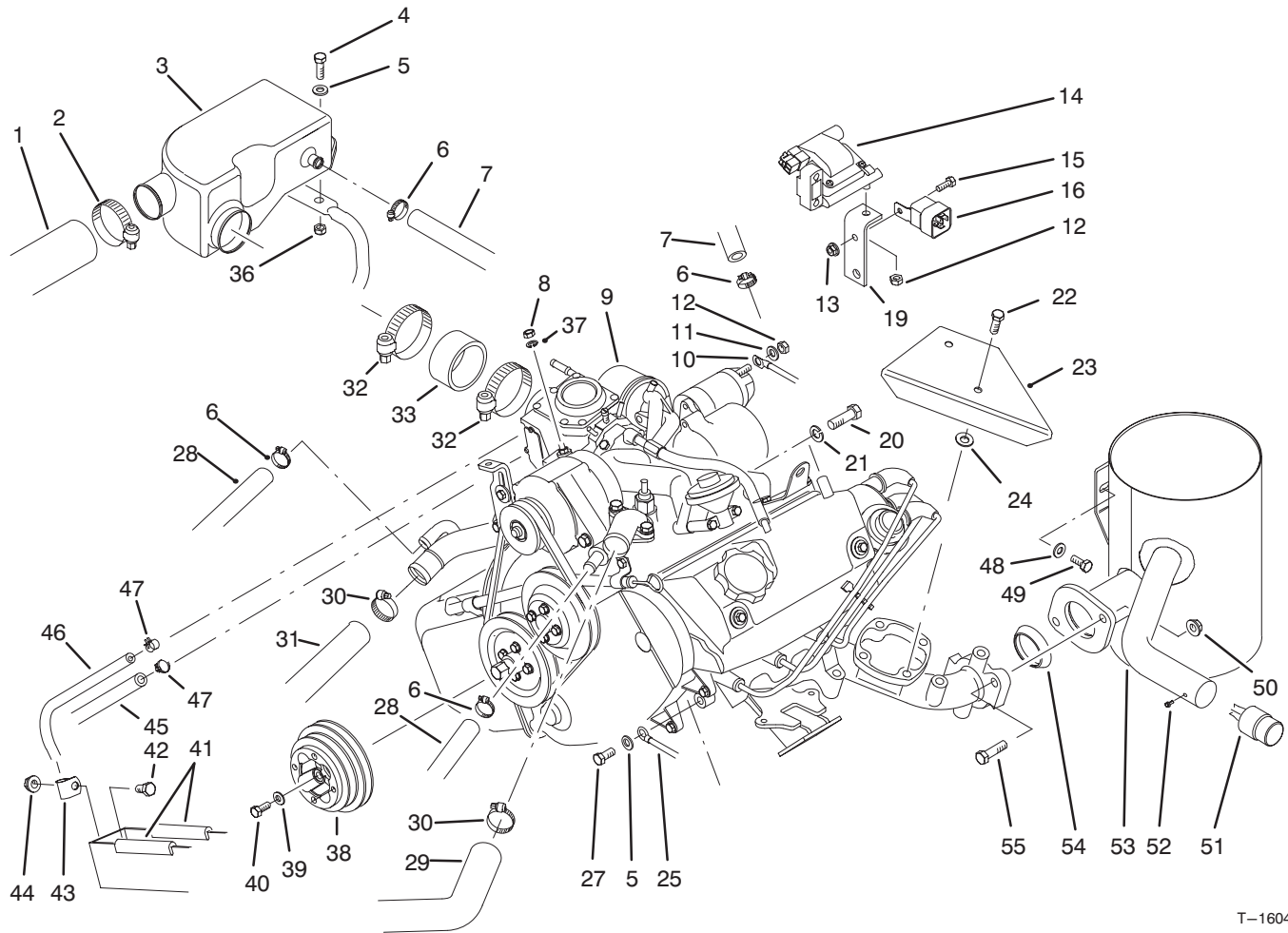
‡For different language versions of this part, see International Decal Cross Reference.



T-1603

ENGINE FRAME ASSEMBLY

Ref. No.	Part No.	Description	No. Used	Ref. No.	Part No.	Description	No. Used
1	321-4	Screw - Cap Hex. Hd.	2	11	3296-39	Nut - Lock	2
2	2412-89	Clamp - R	2	12	3290-413	Washer - Belleville	4
3	87-4970	Engine Mount Assembly	2	13	76-9100	Spacer	2
4	87-5100	Washer - Flat	4	14	3234-11	Screw - Cap Hex. Hd.	2
5	3256-25	Washer - Flat	2	15	87-4730	Guard - Belly	2
6	324-19	Screw - Cap Hex. Hd.	2	16	3296-48	Nut - Lock	2
7	87-0330	Mount - Engine	1	17	87-0720	Frame - Engine	1
8	87-3700	Screw - Cap Hex. Hd.	4	18	32128-33	Nut - Flange	2
9	48-7560	Screw - Cap Hex. Hd.	3	19	59-2290	Spacer	1
10	2412-82	Clamp - R	1				

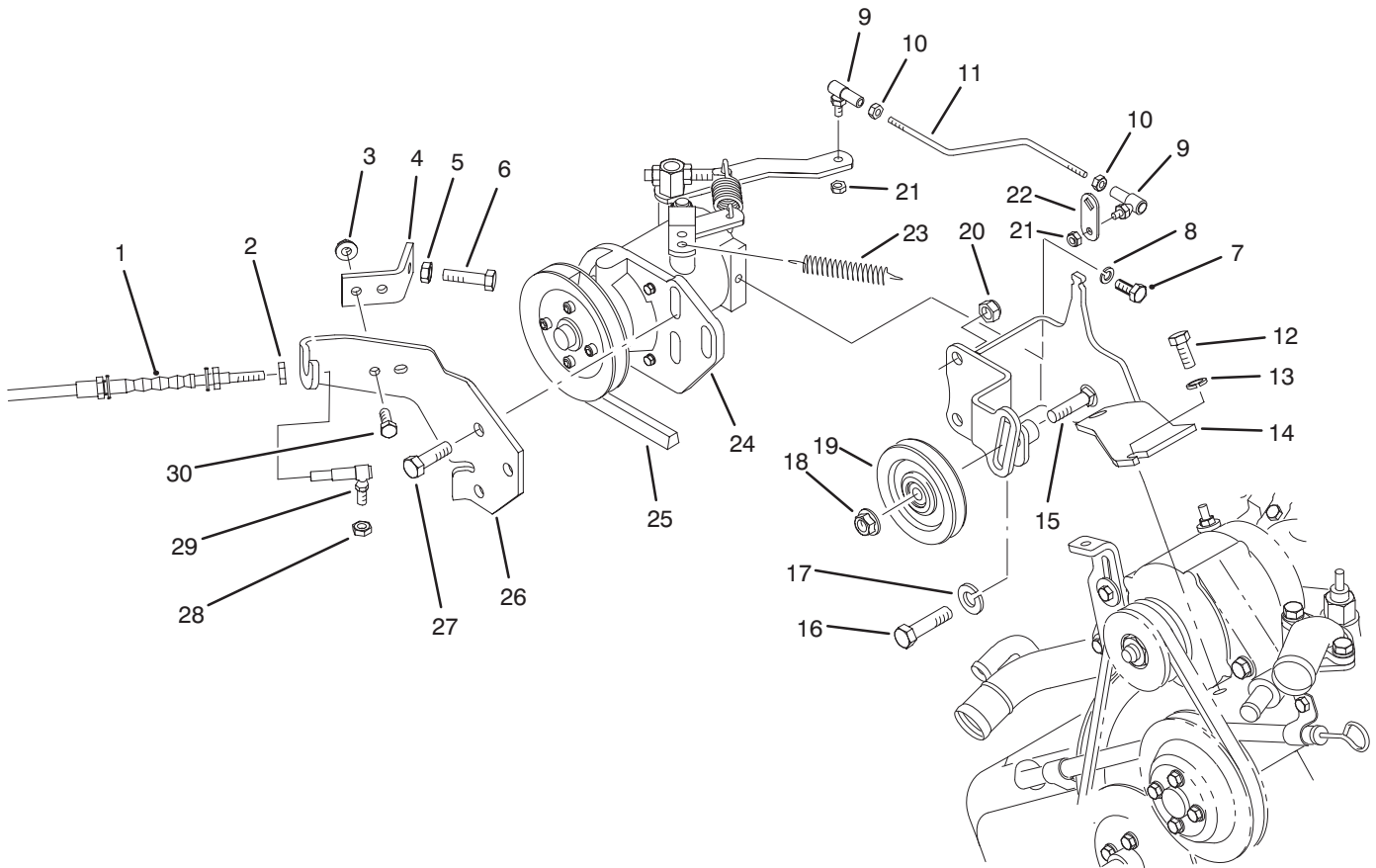


T-1604

ENGINE INSTALLATION ASSEMBLY

Ref. No.	Part No.	Description	No. Used
1	87-3420	Hose - Air Cleaner	1
2	2412-92	Clamp - Hose	1
3	87-1680	Chamber - Air	1
4	322-6	Screw - Cap Hex. Hd.	2
5	3256-23	Washer - Flat	2
6	2412-119	Clamp - Hose	3
7	87-3740	Hose - Breather	1
8	48-7890	Nut - Hex.	1
9	87-1960	Engine Assembly (Incl. Ref. #11, 12 & 14)	1
10	87-3070	Cable - Positive	1
11	3254-2	Washer - Lock	1
12	42-9580	Nut - Hex.	3
13	32128-33	Nut - Flange	1
14	92-2027	Coil - Ignition	1
15	321-4	Screw - Cap Hex. Hd.	1
16	63-7590	Relay	1
19	87-2760	Bracket - Ignition Coil	1
20	48-9480	Screw - Cap Hex. Hd.	2
21	3253-6	Washer - Lock	2
22	57-6380	Screw - Cap Hex. Hd.	2
23	87-3620	Shield - Heat	1
24	52-2480	Spacer	2
25	87-3080	Wire - Ground	1
27	66-3160	Screw - Cap Hex. Hd.	1
28	87-3730	Hose - Coolant	2

Ref. No.	Part No.	Description	No. Used
29	87-3430	Hose - Radiator Upper	1
30	2412-34	Clamp - Hose	2
31	87-5050	Hose - Radiator Lower	1
32	2412-130	Clamp - Hose	2
33	87-3500	Hose - Air Cleaner	1
36	3296-29	Nut - Lock	2
37	3253-3	Washer - Lock	1
38	87-5070	Pulley - Crankshaft	1
39	65-5390	Washer - Flat	4
40	66-3160	Screw - Cap Hex. Hd.	4
41	43-4300	Trim	2
42	322-2	Screw - Cap Hex. Hd.	1
43	2412-10	Clamp - R	1
44	32128-20	Nut - Flange Lock	1
45	63-6940	Hose - Fuel	1
46	75-4701	Hose - Fuel	1
47	2412-108	Clamp - Hose	2
48	87-8640	Washer - Flat	1
49	66-3160	Screw - Cap Hex. Hd.	1
50	3290-357	Nut - Flange Lock	2
51	75-6880	Spark Arrestor (Optional) (Incl. Ref. #52)	1
52	32144-42	Screw - Spark Arrestor	1
53	87-1510	Muffler & Tailpipe	1
54	92-2044	Gasket - Exhaust	1
55	323-29	Screw - Cap Hex. Hd.	2

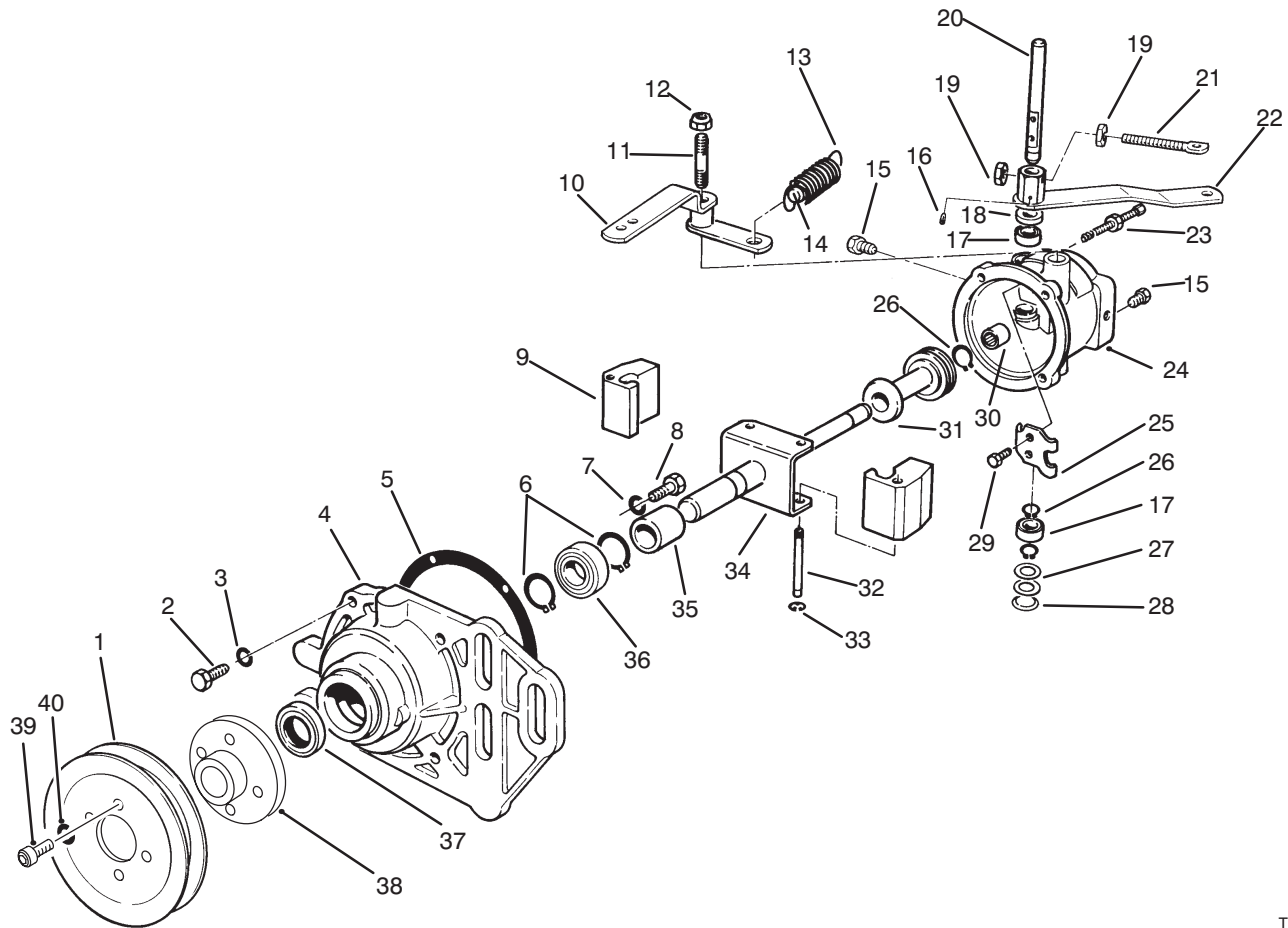


T-1605

GOVERNOR ASSEMBLY

Ref. No.	Part No.	Description	No. Used
1	87-8600	Accelerator Cable Assembly (Incl. Ref. #2)	1
2	3220-1	Nut - Jam	1
3	32128-33	Nut - Flange	2
4	87-4770	Bracket - High Idle Stop	1
5	3220-2	Nut - Jam	1
6	3210-9	Screw - Cap Hex. Hd.	1
7	321-3	Screw - Cap Hex. Hd.	1
8	3253-3	Washer - Lock	1
9	21-5640	Joint - Ball	2
10	3219-14	Nut - Jam	2
11	87-4210	Rod - Linkage	1
12	66-3160	Screw - Cap Hex. Hd.	2
13	3253-4	Washer - Lock	2
14	87-4750	Bracket - Governor	1
15	3231-26	Bolt - Carriage	1

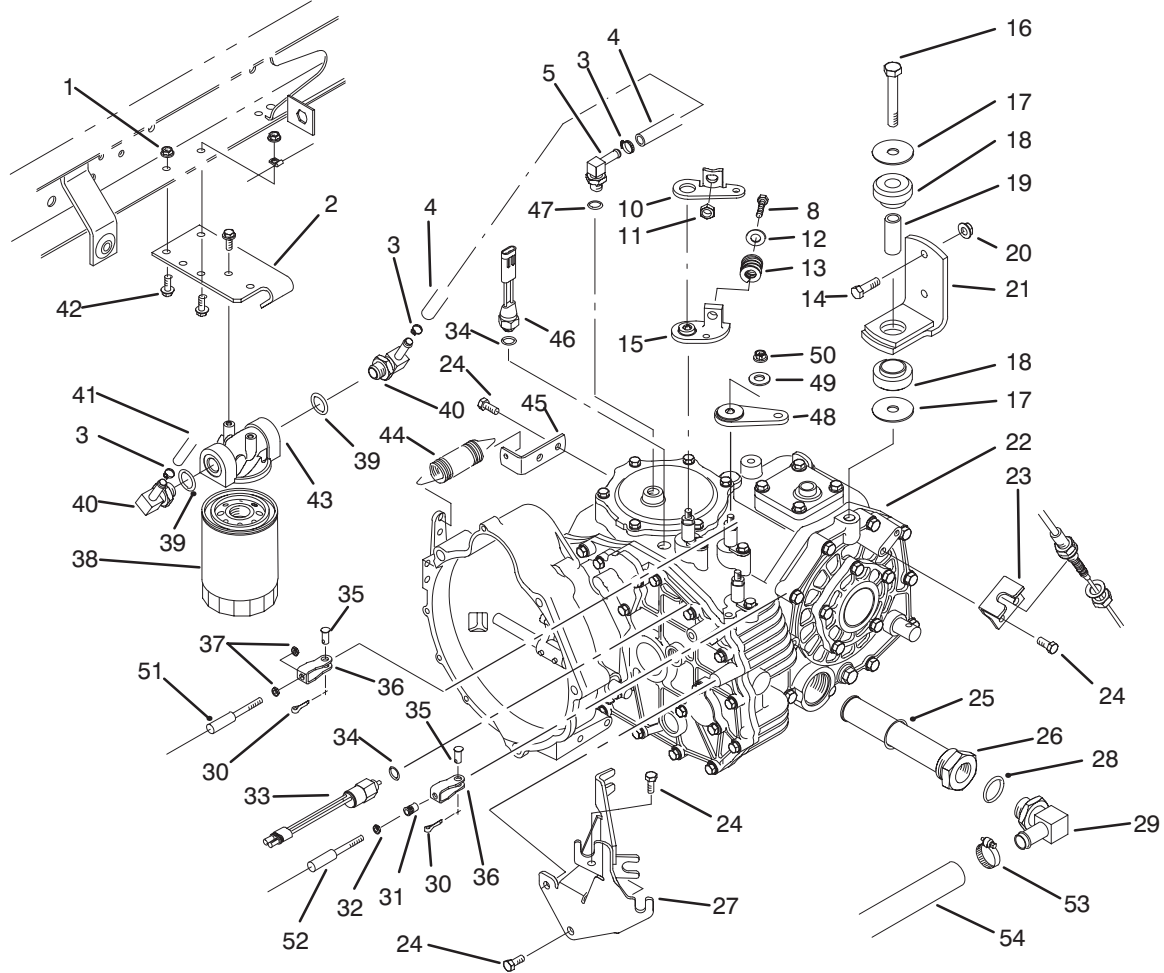
Ref. No.	Part No.	Description	No. Used
16	87-3700	Screw - Cap Hex. Hd.	1
17	3253-22	Washer - Lock	1
18	3290-357	Nut - Flange	1
19	63-8140	Pulley	1
20	3296-39	Nut - Lock	3
21	3296-27	Nut - Lock	2
22	87-2400	Lever - Throttle	1
23	87-4020	Spring - Extension	1
24	87-8720	Governor Assembly	1
25	87-3200	Belt - V	1
26	87-3900	Bracket - Cable	1
27	323-7	Screw - Cap Hex. Hd.	3
28	3296-3	Nut - Lock	1
29	18-1720	Joint - Ball	1
30	321-4	Screw - Cap Hex. Hd.	2



T-1606

GOVERNOR

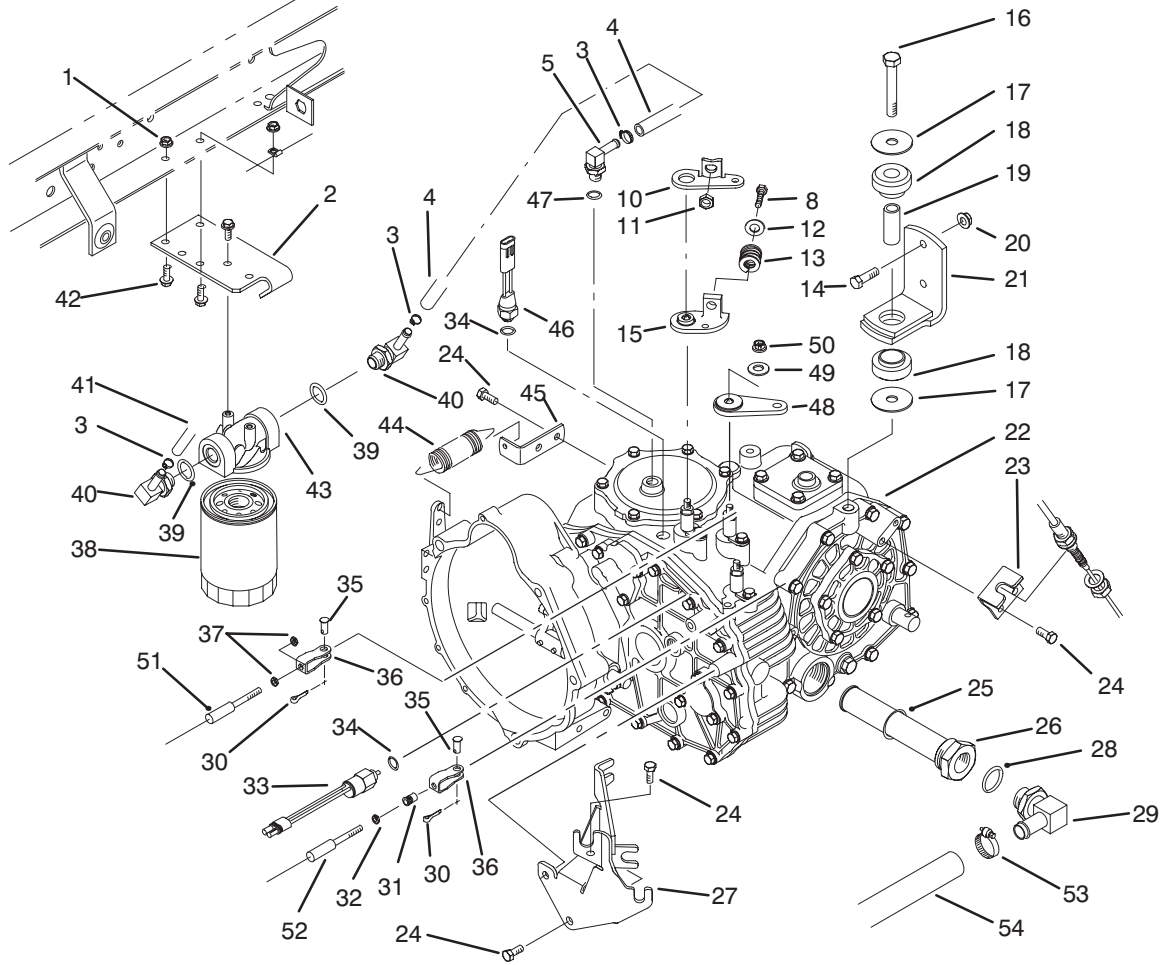
Ref. No.	Part No.	Description	No. Used	Ref. No.	Part No.	Description	No. Used
1	87-8830	Pulley	1	22	87-6530	Assembly - Throttle Lever	1
2	18-5620	Screw	4	23	72-5910	Assembly - Bumper Screw	1
3	18-5630	Washer - Lock	4	24	87-6520	Body	1
4	87-6560	Cover	1	25	18-5520	Lever - Rocker	1
5	18-5790	Gasket	1	26	18-5540	Retainer - Sleeve Stop	3
6	18-5640	Ring - Retaining	2	27	18-5440	Spacer	2
7	18-5770	Washer - Lock	2	28	18-5430	Plug - Expansion	1
8	32113-14	Screw	2	29	18-5530	Screw & Lockwasher	2
9	70-2150	Flyweight	2	30	72-5940	Bearing - Needle	1
10	87-6590	Assy. Lever & Fitting	1	31	70-2100	Assembly - Thrust Sleeve & Bearing	1
11	87-6580	Stud - Lever Pivot	1	32	18-5660	Pin - Pivot, Flyweight	2
12	3296-5	Nut - Lock	1	33	18-5670	Retainer - Pivot Pin	2
13	87-6490	Spring	1	34	87-6510	Assembly - Shaft & Yoke	1
14	87-6550	Pin - Forced Idle	1	35	70-2120	Spacer	1
15	285-17	Plug - Pipe	2	36	70-2140	Bearing - Front	1
16	18-5750	Pin	1	37	18-5580	Seal - Oil, Front	1
17	18-5450	Bearing	2	38	87-8820	Hub - Pulley	1
18	71-4780	Seal - Oil, Rocker Shaft	1	39	3274-52	Screw - Hex. Socket Hd.	4
19	3219-2	Nut	2	40	3253-18	Washer - Lock	4
20	72-5890	Shaft - Rocker	1				
21	87-6540	Bolt - Eye	1				



T-1607

TRANSAXLE INSTALLATION ASSEMBLY

Ref. No.	Part No.	Description	No. Used	Ref. No.	Part No.	Description	No. Used
1	32128-33	Nut - Flange Lock	1	27	87-4820	Bracket - Cable	1
2	87-7040	Bracket - Oil Filter	1	28	237-81	Seal - O-Ring	1
3	2412-36	Clamp - Hose	3	29	253-987	Fitting - Hydraulic 90° (Incl. Ref. #28)	1
4	87-5730	Hose - Hydraulic	1	30	3272-6	Pin - Cotter	3
5	354-135	Fitting - Hydraulic 90° (Incl. Ref. #47)	1	31	32148-15	Nut - Clinch	1
8	323-10	Screw - Cap Hex. Hd.	1	32	3219-14	Nut - Hex.	1
10	87-8250	Plate - Shift Arm	1	33	87-6710	Switch - Supervisor	1
11	32128-21	Nut - Lock	1	34	237-30	Seal - O-Ring	2
12	3256-4	Washer - Flat	1	35	283-62	Pin - Clevis	3
13	87-6910	Spring - Compression	1	36	87-2310	Clevis - Cable	3
14	323-7	Screw - Cap Hex. Hd.	4	37	3220-1	Nut - Jam	4
15	87-7970	Arm - Shift	1	38	54-0110	Element - Oil Filter	1
16	3215-1	Screw - Cap Hex. Hd.	1	39	237-79	Seal - O-Ring	2
17	87-5100	Washer	4	40	354-134	Fitting - Hydraulic 90° (Incl. Ref. #39)	2
18	87-4970	Transaxle Mount Assembly (Incl. Ref. #19)	2	41	87-4920	Hose - Hydraulic	1
19		Spacer - Mount	2	42	3234-4	Screw - Hex. Flange Hd.	4
20	3296-39	Nut - Flange Lock	4	43	87-8780	Head - Oil Filter	1
21	87-5800	Bracket - Mount	2	44	68-9950	Spring - Extension	1
22	87-9250	Transaxle Assembly	1	45	87-7170	Bracket - Clutch Spring	1
23	87-4470	Bracket	1	46	72-4310	Switch - Ball N.C.	1
24	66-3160	Screw - Cap Hex. Hd.	7	47	237-42	Seal - O-Ring	1
25	237-123	Seal - O-Ring	1	48	87-7960	Lever - Shift Arm	2
26	87-3990	Oil Strainer Assembly (Incl. Ref. #25)	1	49	80-6990	Washer - Flat	3
				50	48-9520	Nut - Lock	3

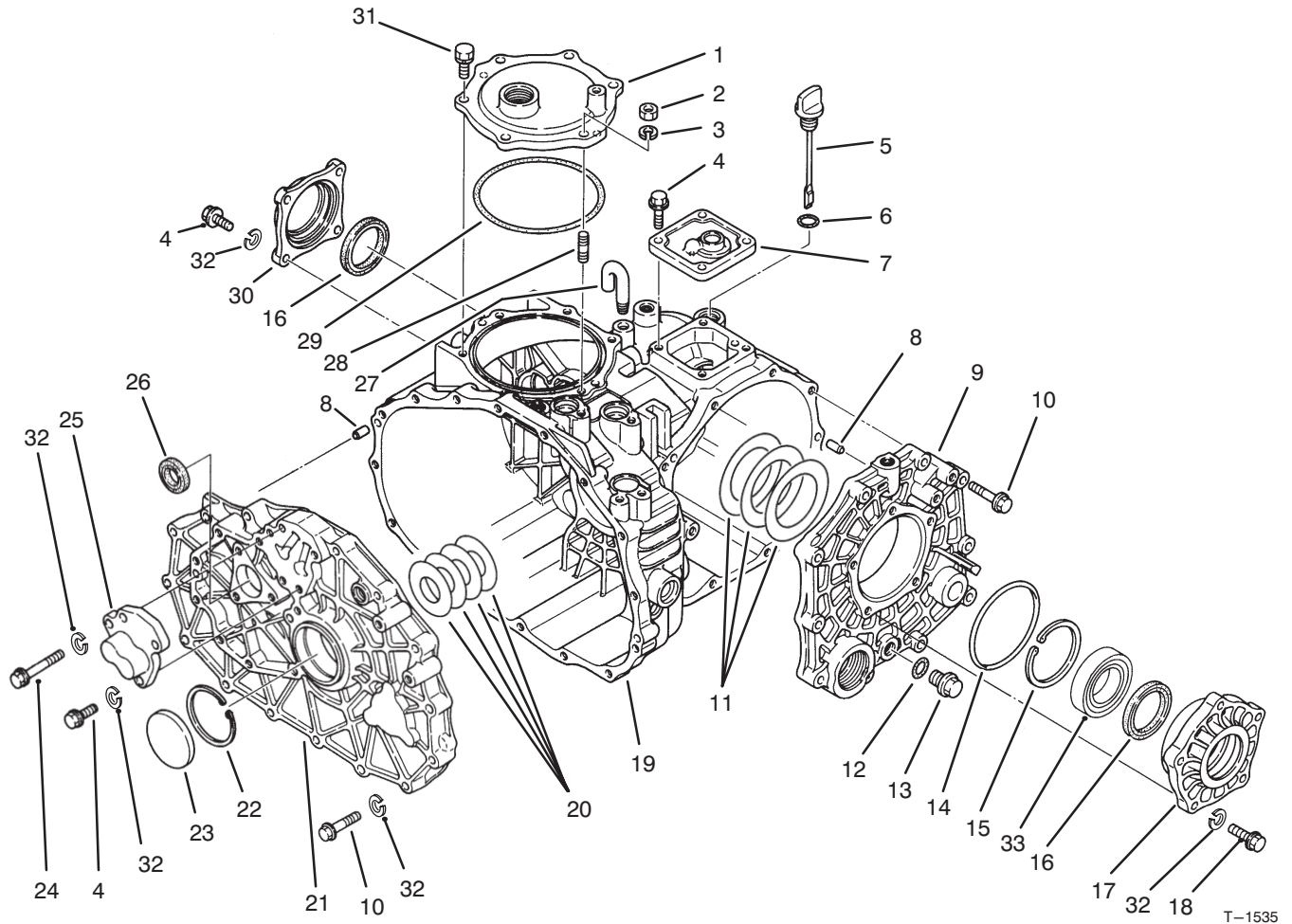


T-1607

TRANSAXLE INSTALLATION ASSEMBLY (Continued)

Ref. No.	Part No.	Description	No. Used
51	87-4260	Shift Cable Assembly (Incl. Ref. #37)	2
52	87-4420	Hi-Lo Cable Assembly (Incl. Ref. #32)	1

Ref. No.	Part No.	Description	No. Used
53	2412-34	Clamp - Hose	1
54	87-3670	Hose - Hydraulic	1

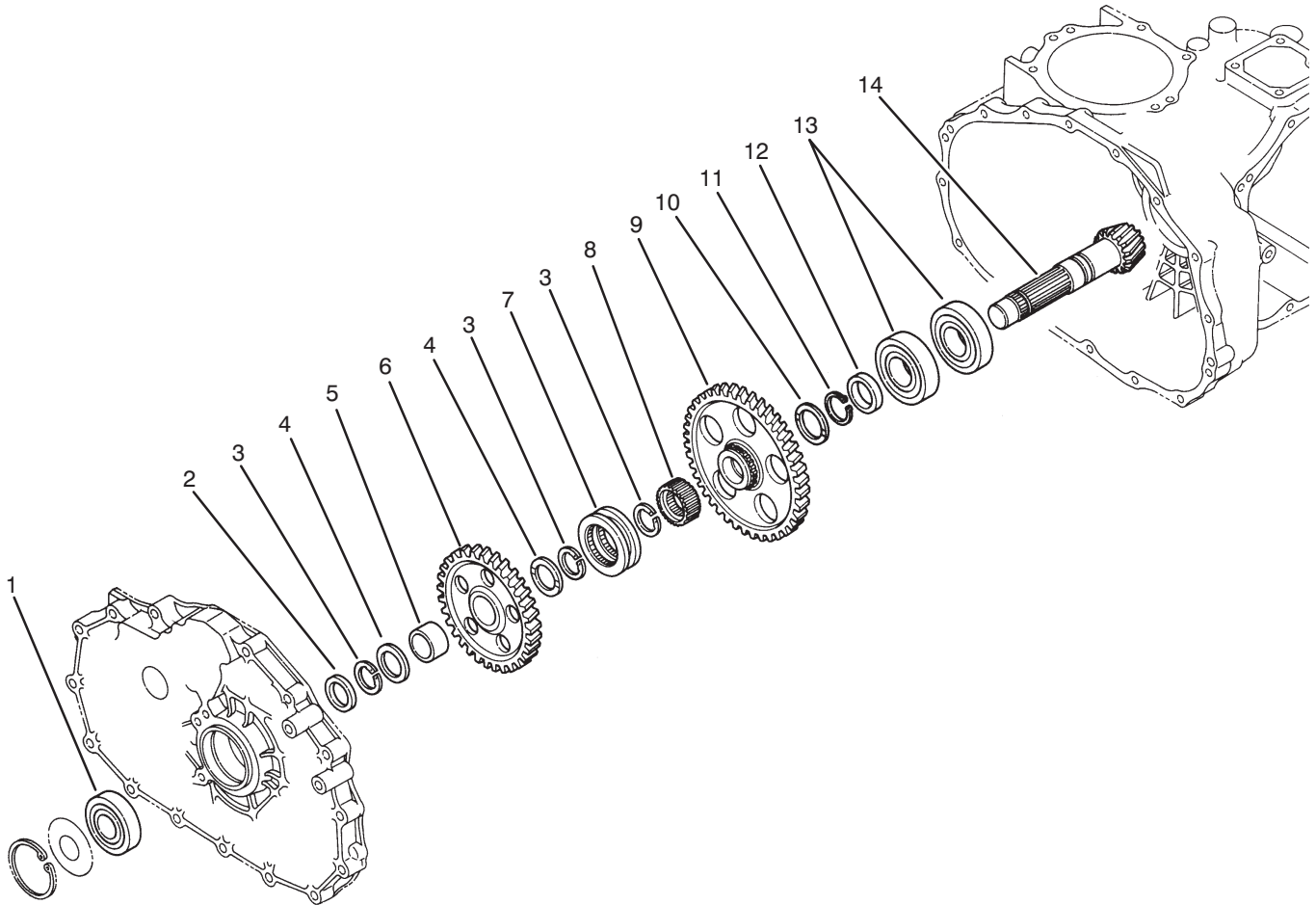


T-1535

TRANSAXLE CASE ASSEMBLY

Ref. No.	Part No.	Description	No. Used
1	92-0656	Cover - P.T.O.	1
2	48-7930	Nut - Hex.	1
3	92-0762	Washer - Lock	1
4	60-6750	Screw - Cap Hex. Hd.	11
5	92-0662	Cap - Oil	1
6	92-0788	O-Ring	1
7	92-0652	Cover - Upper	1
8	92-0765	Pin - Alignment	4
9	92-0653	Cover - Side	1
10	42-9530	Screw - Cap Hex. Hd.	25
11	92-0809	Shim Set	1
12		O-Ring	1
13	92-0773	Drain Plug Assembly (Incl. Ref. #12)	1
14	92-0789	O-Ring	1
15	92-0760	Ring - Retaining	1
16	92-0793	Seal - Oil	2

Ref. No.	Part No.	Description	No. Used
17	92-0654	Carrier - Differential	1
18	48-7730	Screw - Cap Hex. Hd.	5
19	92-0651	Case - Transaxle	1
20	92-0808	Shim Set	1
21	92-0657	Plate - Center	1
22	92-0759	Ring - Retaining	1
23	92-0807	Cap - Sealing	1
24	48-7560	Screw - Cap Hex. Hd.	1
25	92-0706	Cap - Fork Shaft	1
26	92-0791	Seal - Oil	1
27	92-0743	Breather - Air	1
28	92-0804	Stud	1
29	92-0790	O-Ring	1
30	92-0655	Cover - Seal	1
31	92-0796	Screw - Cap Hex. Hd.	5
32	42-9850	Washer - Lock	42
33	92-0775	Bearing - Ball	2

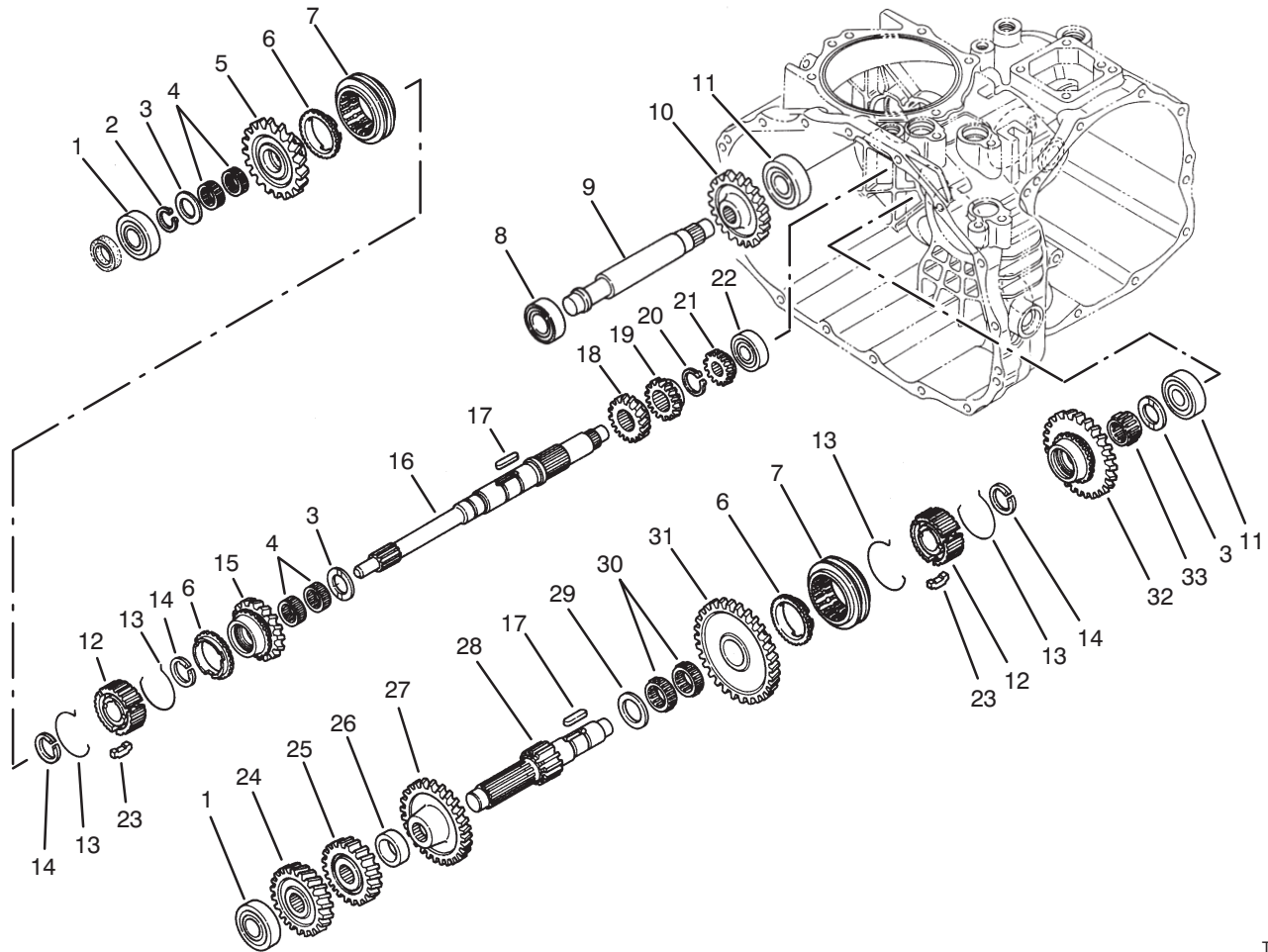


T-1536

COUNTERSHAFT ASSEMBLY

Ref. No.	Part No.	Description	No. Used
1	92-0712	Bearing – Ball	1
2	92-0716	Collar	1
3	92-0764	Ring – Retaining	3
4	92-0711	Washer – Thrust	2
5	92-0783	Sleeve – Inner	1
6	92-0715	Gear – 49T	1
7	92-0718	Shifter – Hi-Lo	1
8	92-0719	Collar – Spline	1

Ref. No.	Part No.	Description	No. Used
9	92-0717	Gear – 71T	1
10	92-0741	Washer – Thrust	1
11	92-0755	Ring – Retaining	1
12	92-0713	Collar	1
13	92-0714	Bearing – Ball	2
14	92-0710	Counter Shaft Assembly (Incl. Ring Gear)	1

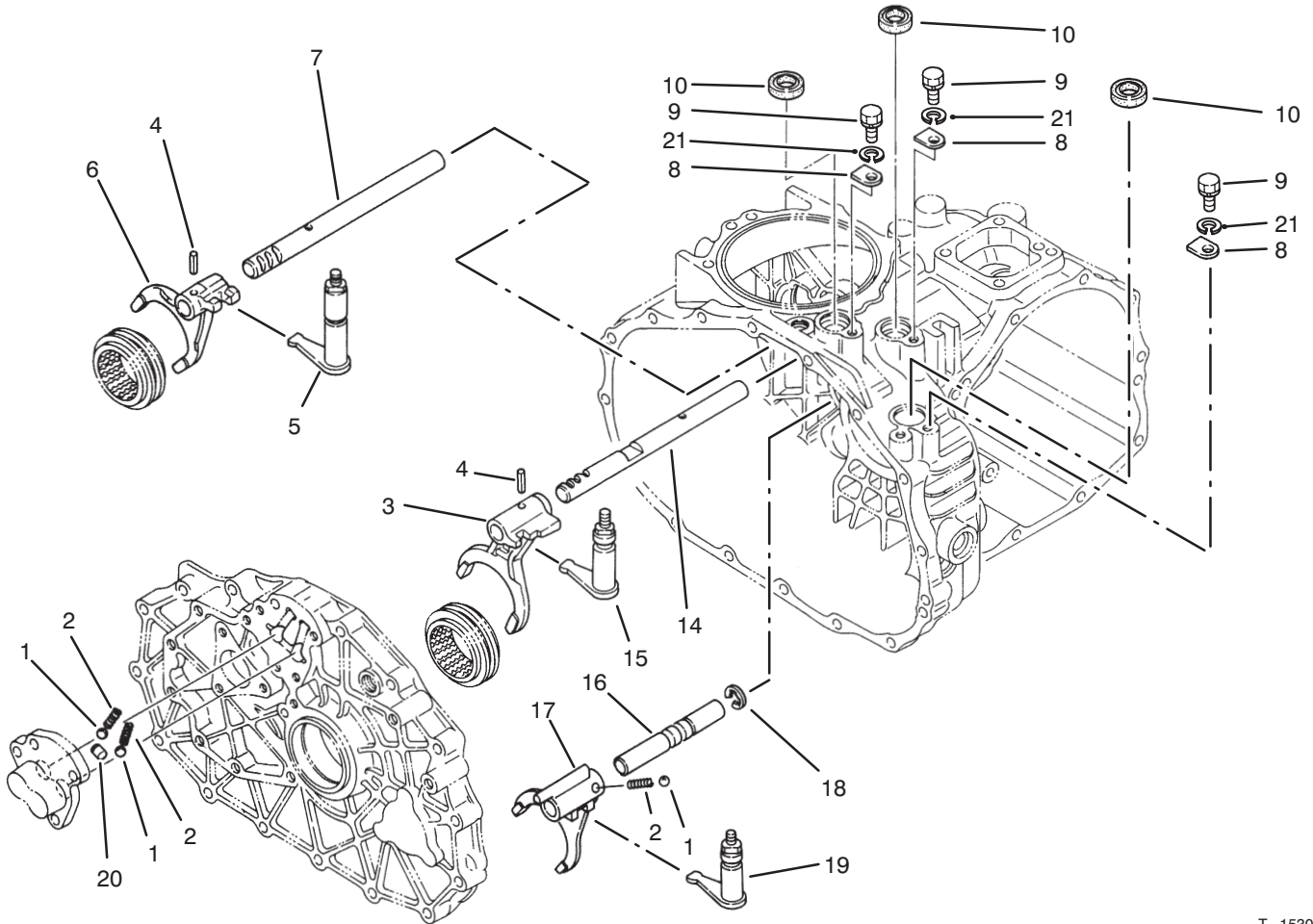


T-1533

TRANSAXLE GEAR SHAFTS ASSEMBLY

Ref. No.	Part No.	Description	No. Used
1	251-8	Bearing - Ball	2
2	92-0753	Ring - Retaining	1
3	92-0740	Washer - Thrust	3
4	92-0781	Bearing - Needle	4
5	92-0820	Gear - 27T	1
6	92-0667	Ring - Synchro	3
7	92-0668	Shifter - Synchro	2
8	251-346	Bearing - Ball	1
9	92-0824	Shaft - Reverse Idler	1
10	92-0684	Gear - 33T	1
11	92-0778	Bearing - Ball	2
12	92-0664	Hub - Synchro	2
13	92-0666	Spring - Synchro	4
14	92-0763	Ring - Retaining	3
15	92-0821	Gear - 24T	1
16	92-0663	Shaft - Main	1
17	92-0772	Key	2

Ref. No.	Part No.	Description	No. Used
18	92-0687	Gear - 16T	1
19	92-0672	Gear - 18T	1
20	92-0754	Ring - Retaining	1
21	92-0673	Gear - 14T	1
22	92-0650	Bearing - Ball	1
23	92-0665	Key - Synchro	6
24	92-0822	Gear - 28T	1
25	92-0679	Gear - 23T	1
26	92-0680	Collar	1
27	92-0823	Gear - 43T	1
28	92-0674	Shaft - Reduction	1
29	92-0682	Washer - Thrust	1
30	92-0681	Bearing - Needle	2
31	92-0677	Gear - 49T	1
32	92-0819	Gear - 40T	1
33	92-0782	Bearing - Needle	1

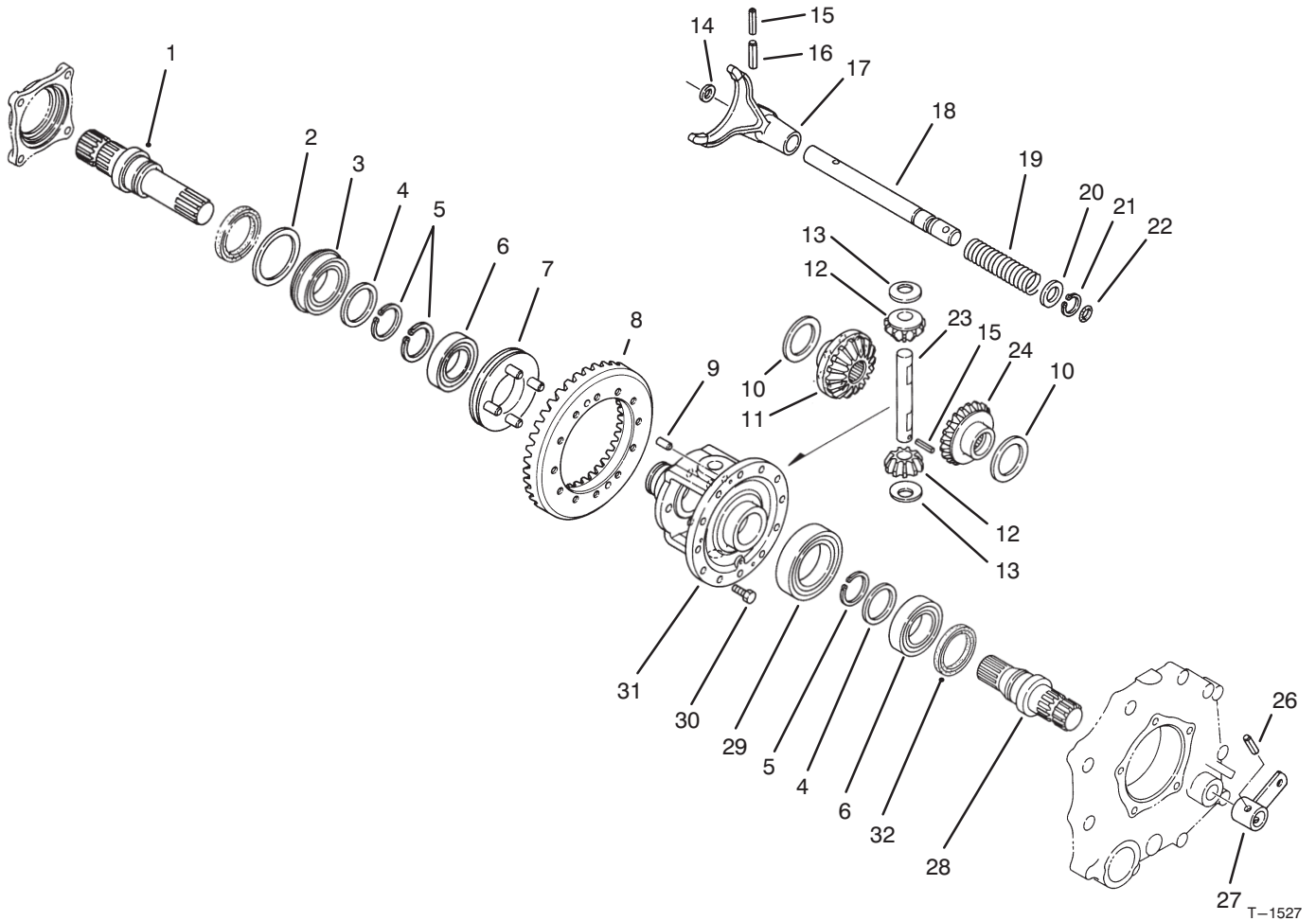


T-1530

SHIFT FORK ASSEMBLY

Ref. No.	Part No.	Description	No. Used
1	92-0785	Ball	3
2	92-0731	Spring - Compression	3
3	92-0700	Fork - Shift R-1	1
4	92-0769	Pin - Spring	2
5	92-0817	Arm - Shift Fork 2-3	1
6	92-0701	Fork - Shift 2-3	1
7	92-0699	Shaft - Fork 2-3	1
8	92-0732	Plate - Keeper	3
9	48-7700	Screw - Cap Hex. Hd.	3

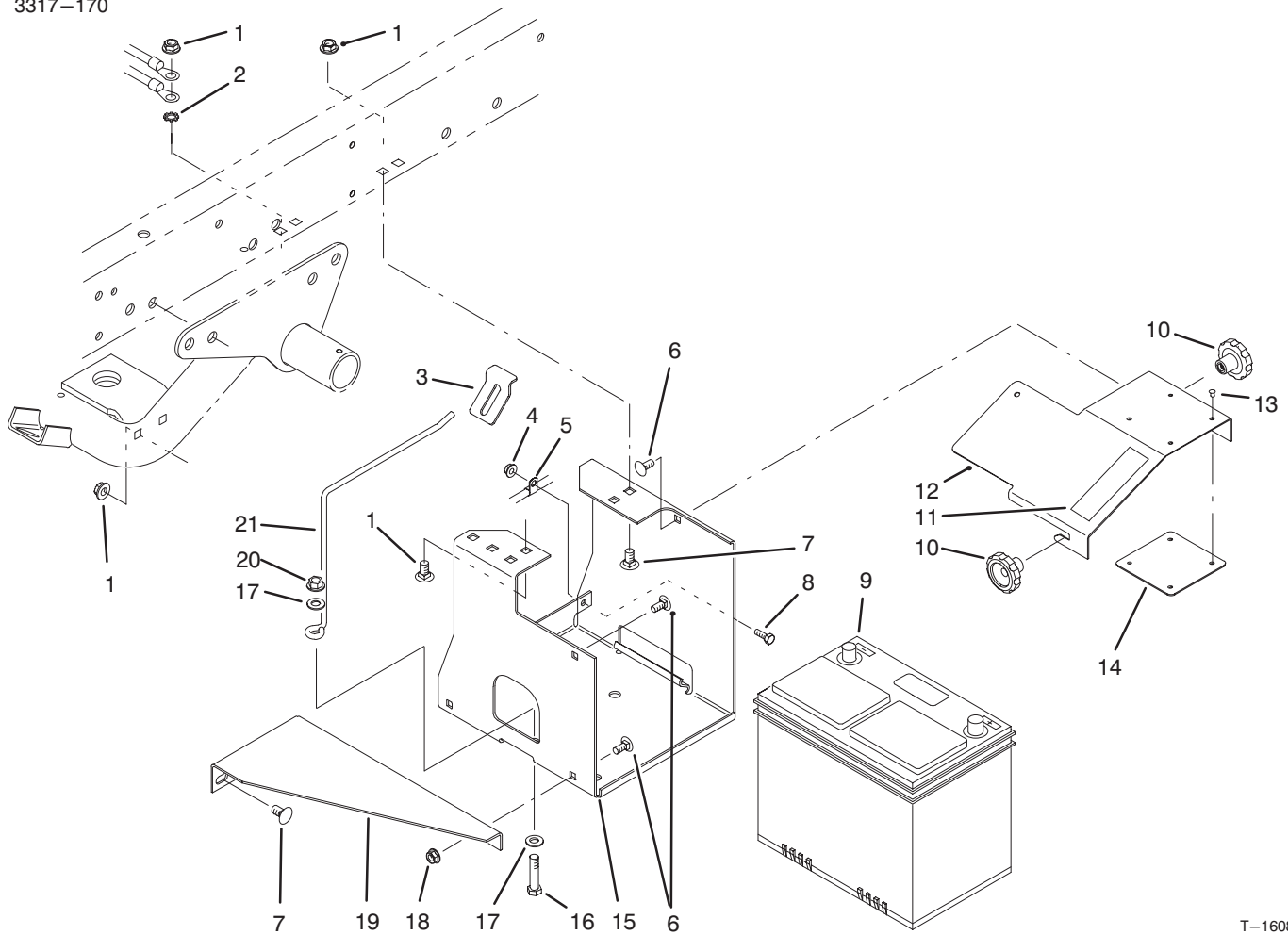
Ref. No.	Part No.	Description	No. Used
10	92-0729	Seal - Oil	3
14	92-0698	Shaft - Fork R-1	1
15	92-0816	Arm - Shift Fork R-1	1
16	92-0708	Shaft - Fork Hi-Lo	1
17	92-0709	Fork - Shift Hi-Lo	1
18	92-0761	Ring - Retaining	1
19	92-0818	Arm - Shift Fork Hi-Lo	1
20	92-0705	Lock - Spindle	1
21	42-9850	Washer - Lock	3



DIFFERENTIAL GEAR ASSEMBLY

Ref. No.	Part No.	Description	No. Used
1	92-0726	Shaft - Axle R.H.	1
2	92-0728	Washer	1
3	92-0780	Bearing - Ball	1
4	92-0727	Washer	2
5	92-0756	Ring - Retaining	3
6	92-0775	Bearing - Ball	2
7	92-0730	Slider - Differential Lock	1
8	92-0710	Ring Gear Assembly (Incl. Counter Shaft)	1
9	92-0765	Pin - Alignment	2
10	92-0747	Washer - Thrust	2
11	92-0746	Gear - Side R.H.	1
12	92-0748	Gear - Pinion	2
13	92-0750	Washer	2
14	92-0744	Washer	1
15	92-0768	Pin - Spring	2

Ref. No.	Part No.	Description	No. Used
16	92-0771	Pin - Spring	1
17	92-0721	Fork - Differential Lock	1
18	92-0722	Shaft - Lock Fork	1
19	92-0723	Spring - Compression	1
20	92-0733	Washer	1
21	92-0753	Ring - Retaining	1
22	92-0787	O-Ring	1
23	92-0749	Shaft - Pinion	1
24	92-0745	Gear - Side L.H.	1
26	92-0770	Pin - Spring	1
27	92-0724	Arm - Differential Lock	1
28	92-0725	Shaft - Axle L.H.	1
29	92-0776	Bearing - Ball	1
30	92-0803	Screw - Hex. Flange Hd.	12
31	92-0720	Case - Differential	1
32	92-0793	Seal - Oil	2

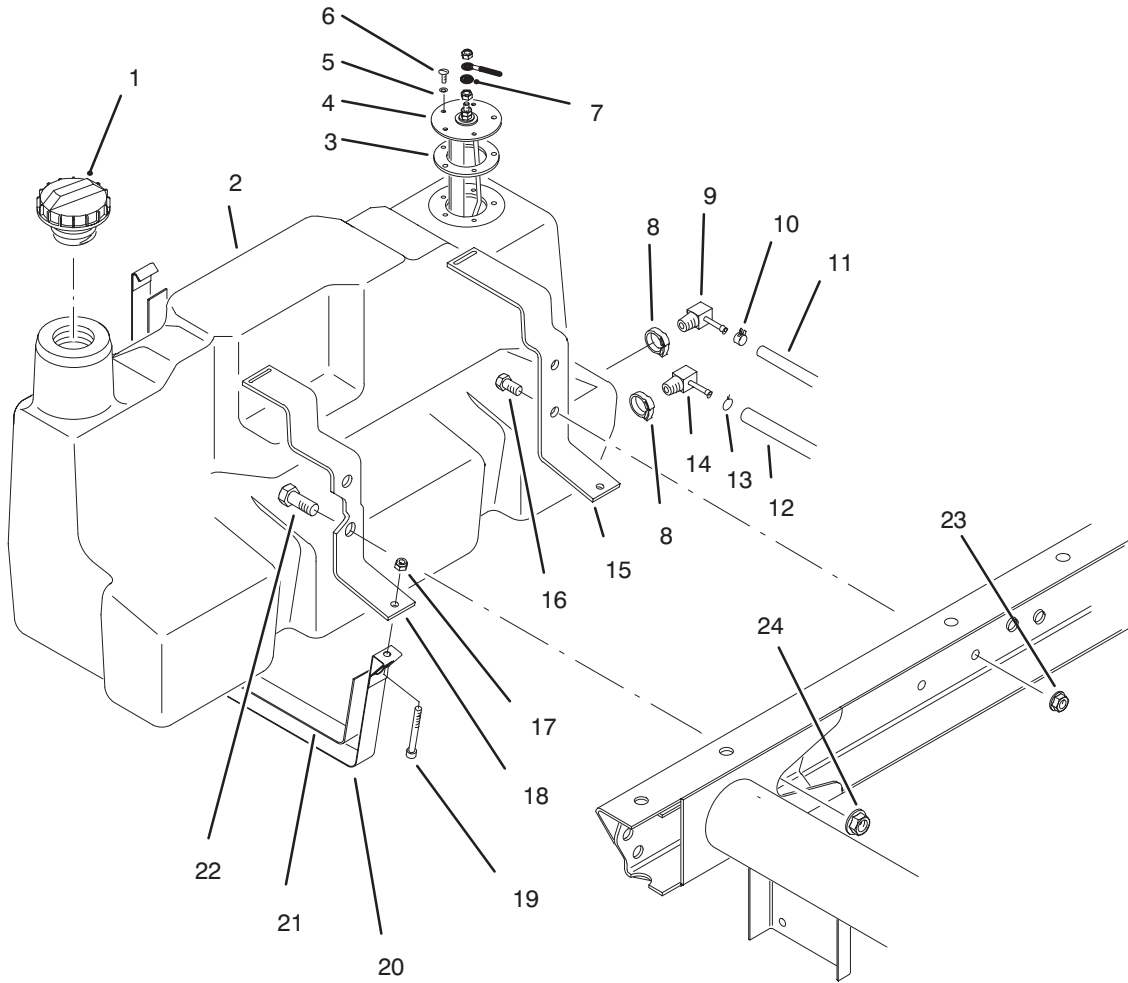


T-1608

BATTERY MOUNT ASSEMBLY

Ref. No.	Part No.	Description	No. Used	Ref. No.	Part No.	Description	No. Used
1	3290-357	Nut - Flange Lock	6	12	87-5130	Cover - Battery Base	1
2	3255-9	Washer - Lock ETLW	1	13	3296-27	Rivet - Plastic	4
3	87-7610	Tab - Battery Support	1	14	87-7620	Shield - Plastic	1
4	32128-33	Nut - Flange Lock	1	15	87-5120	Bracket - Battery Base	1
5	2412-89	Clamp - R	1	16	323-9	Screw - Cap Hex. Hd.	1
6	3230-23	Bolt - Carriage	4	17	3256-24	Washer - Flat	2
7	3231-21	Bolt - Carriage	6	18	32128-20	Nut - Flange Lock	2
8	321-4	Screw - Cap Hex. Hd.	1	19	87-5110	Support - Lower	1
9	55-7290	Battery	1	20	3296-39	Nut - Flange Lock	1
10	19-4050	Knob	2	21	87-7600	Rod - Battery Support	1
‡11	36-3400	Decal - No Step	1				

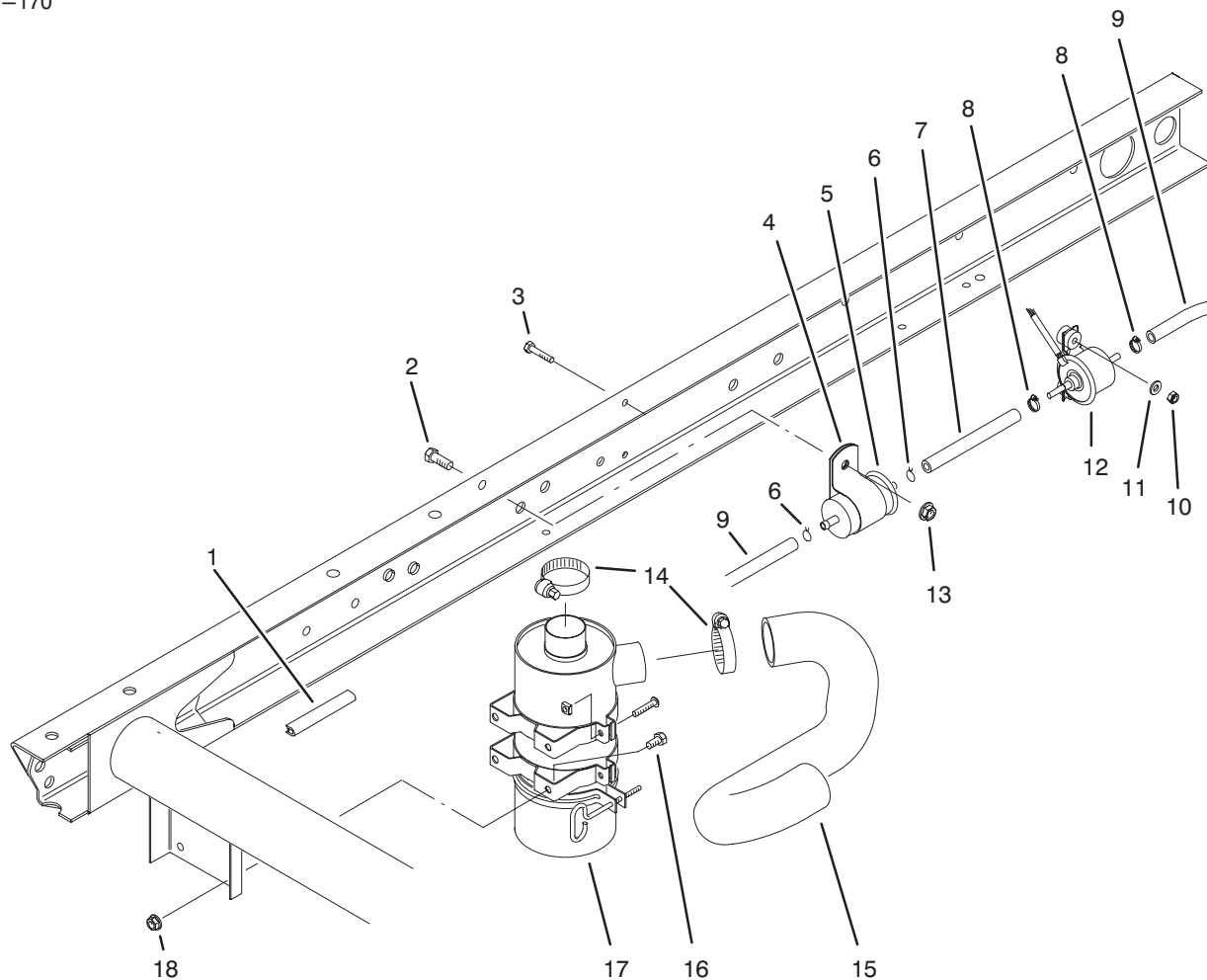
‡For different language versions of this part, see International Decal Cross Reference.



T-1609

FUEL TANK ASSEMBLY

Ref. No.	Part No.	Description	No. Used	Ref. No.	Part No.	Description	No. Used
1	93-3101	Cap - Fuel	1	13	92-2379	Clamp - Hose	1
2	87-0650	Fuel Tank Assembly (Incl. Ref. #8, 9 & 14)	1	14	353-781	Fitting - Fuel 90°	1
3	62-7650	Gasket - Sending Unit	1	15	87-3140	Support - Rear	1
4	63-7640	Unit - Sending	1	16	323-4	Screw - Cap Hex. Hd.	2
5	3253-15	Washer - Lock	5	17	3296-42	Nut - Lock	2
6	32122-24	Screw - Round Hd	5	18	87-3150	Support - Front	1
7	5-3637	Washer - Flat	1	19	3274-54	Screw - Hex. Socket Hd.	2
8	2412-36	Clamp	2	20	87-3160	Strap - Tank Support	2
9	76-4430	Fitting - Fuel 90°	1	21	87-3170	Pad - Tank Support Strap	2
10	2412-108	Clamp - Hose	1	22	3234-38	Screw - Cap Hex. Hd.	2
11	75-4701	Hose - Fuel	1	23	3290-357	Nut - Flange	2
12	63-9640	Hose - Fuel	2	24	32128-23	Nut - Flange	2

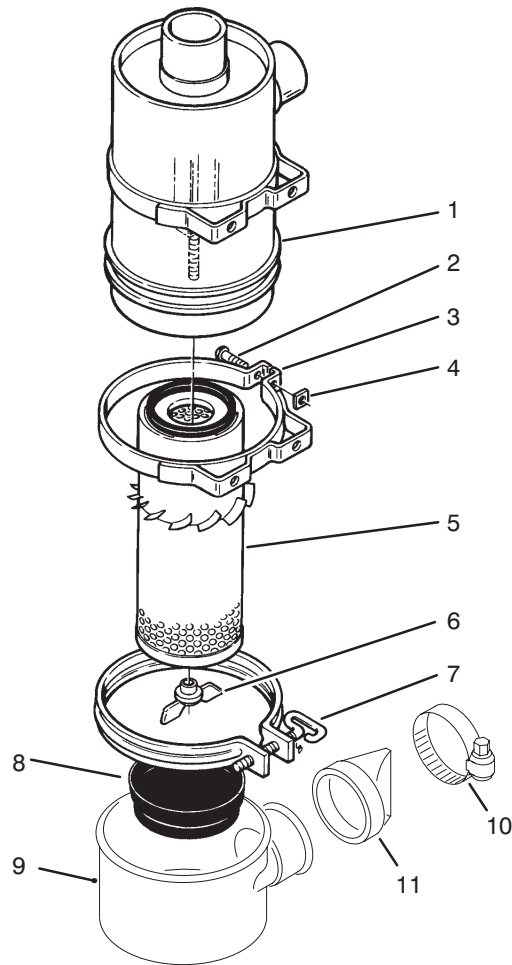


T-1738

AIR CLEANER & FUEL SUPPLY ASSEMBLY

Ref. No.	Part No.	Description	No. Used
1	43-4300	Trim	1
2	323-6	Screw - Cap Hex. Hd.	1
3	48-7650	Screw - Cap Hex. Hd.	2
4	2412-96	Clamp - R	1
5	18-1520	Filter - Fuel	1
6	92-2379	Clamp - Hose	2
7	71-2690	Hose - Fuel	1
8	2412-108	Clamp - Hose	2
9	47-2964	Hose - Fuel	1

Ref. No.	Part No.	Description	No. Used
10	49-7810	Nut - Lock	2
11	3256-67	Washer - Flat	2
12	92-2007	Pump - Fuel	2
13	3290-357	Nut - Flange	1
14	2412-92	Clamp - Hose	2
15	87-9310	Hose - Air Cleaner	1
16	322-2	Screw - Cap Hex. Hd.	4
17	87-9410	Air Cleaner Assembly	1
18	32128-20	Nut - Flange	4

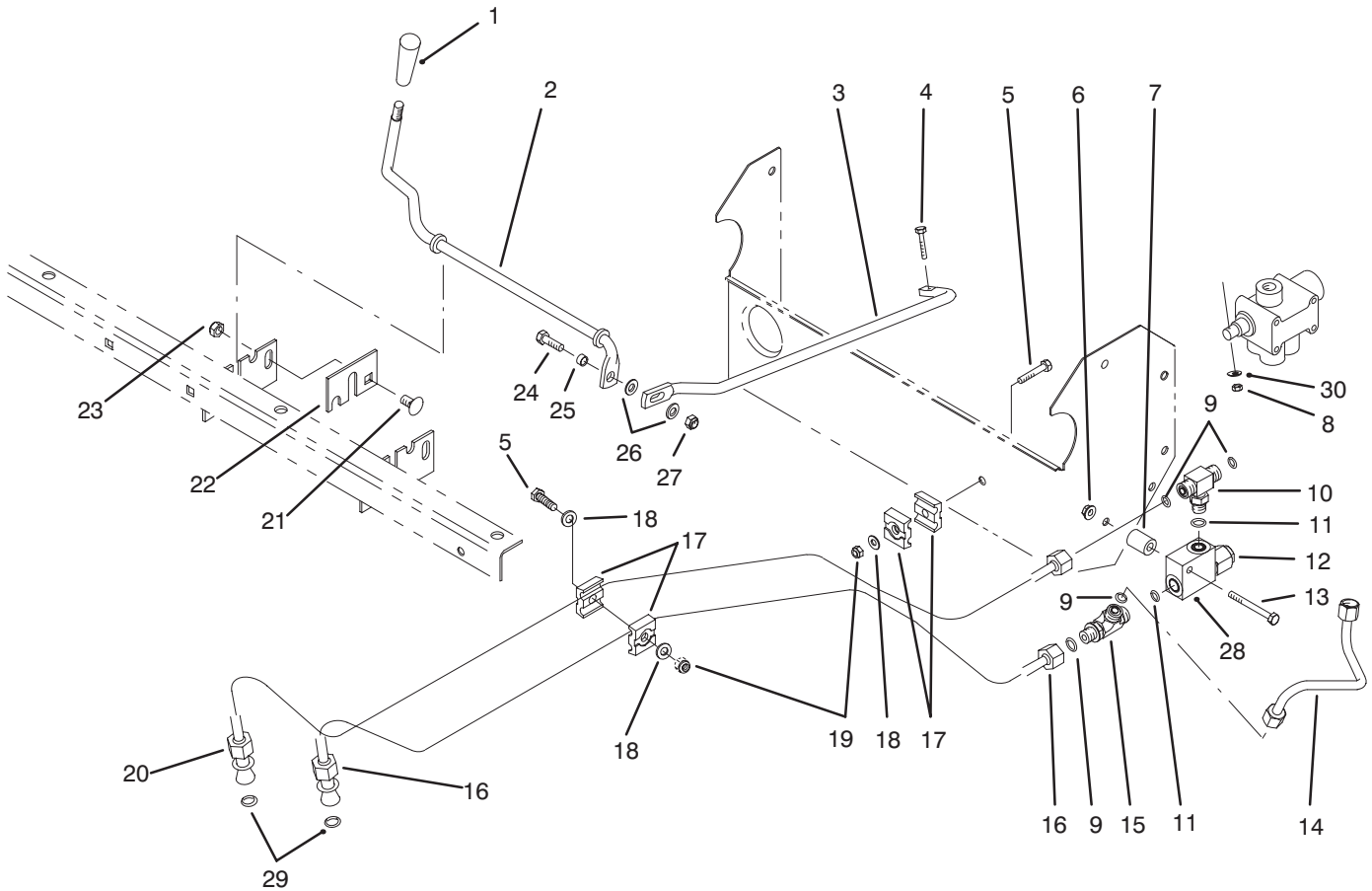


T-1349

AIR CLEANER ASSEMBLY

Ref. No.	Part No.	Description	No. Used	Ref. No.	Part No.	Description	No. Used
1		Body	1	7	33-1340	Clamp Assembly	1
2	3258-19	Screw - Round Head	2	8	33-1310	Baffle	1
3	33-1350	Band Assembly (Incl. Ref. #2 & 4)	2	9	87-9390	Cup	1
4	32107-11	Nut - Square	2	10	2412-130	Clamp - Hose	1
5	33-1300	Assembly - Element	1	11	87-9400	Valve	1
6	33-1330	Assembly - Nut	1	*	87-9410	Air Cleaner (Complete) (Incl. Ref. #1 & 5-11)	1

*Not Illustrated



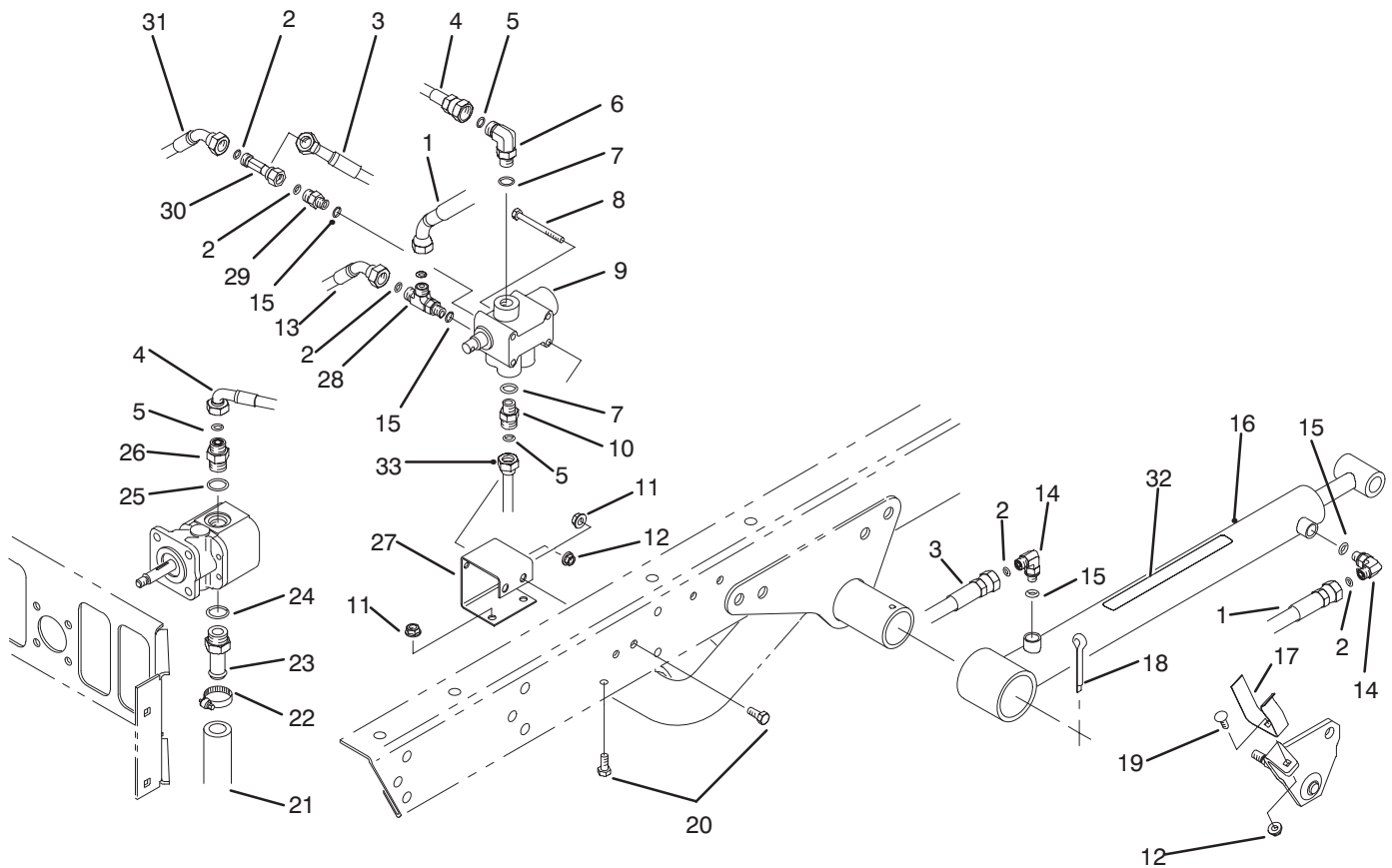
T-1610

LIFT VALVE LINKAGE ASSEMBLY

Ref. No.	Part No.	Description	No. Used
1	233-39	Knob	1
2	87-4500	Rod - Pivot	1
3	87-4510	Rod - Connecting	1
4	87-5150	Screw - Cap Hex. Hd.	1
5	321-9	Screw - Cap Hex. Hd.	2
6	32128-33	Nut - Flange Lock	1
7	75-9610	Spacer	1
8	87-5140	Nut - Lock	1
9	237-22	Seal - O-Ring	4
10	340-94	Fitting - Hydraulic Tee (Incl. Ref. #9 & 11)	1
11	237-42	Seal - O-Ring	2
12	92-2160	Cartridge - Relief Valve	1
13	321-15	Screw - Cap Hex. Hd.	1
14	87-4560	Tube - Hydraulic	1
15	340-86	Fitting - Hydraulic Tee (Incl. Ref. #9 & 11)	1
16	87-9350	Hydraulic Tube Assembly (Incl. Ref. #29)	1

Ref. No.	Part No.	Description	No. Used
17	56-7973	Clamp - Hydraulic Tube	4
18	3256-22	Washer - Flat	3
19	3296-42	Nut - Lock	2
20	87-4540	Hydraulic Tube Assembly (Incl. Ref. #29)	1
21	3231-21	Bolt - Carriage	1
22	87-4490	Bracket - Hold-Down	1
23	3296-39	Nut - Lock	1
24	322-5	Screw - Cap Hex. Hd.	1
25	87-5080	Spacer - Connecting	1
26	3256-23	Washer - Flat	2
27	3296-29	Nut - Lock	1
28	92-2161	Body - Relief Valve	1
29	39-7310	Seal - O-Ring	2
30	3256-14	Washer - Flat	1
*	87-3680	Assembly - Relief Valve (Incl. Ref. #12 & 28)	1

*Not Illustrated

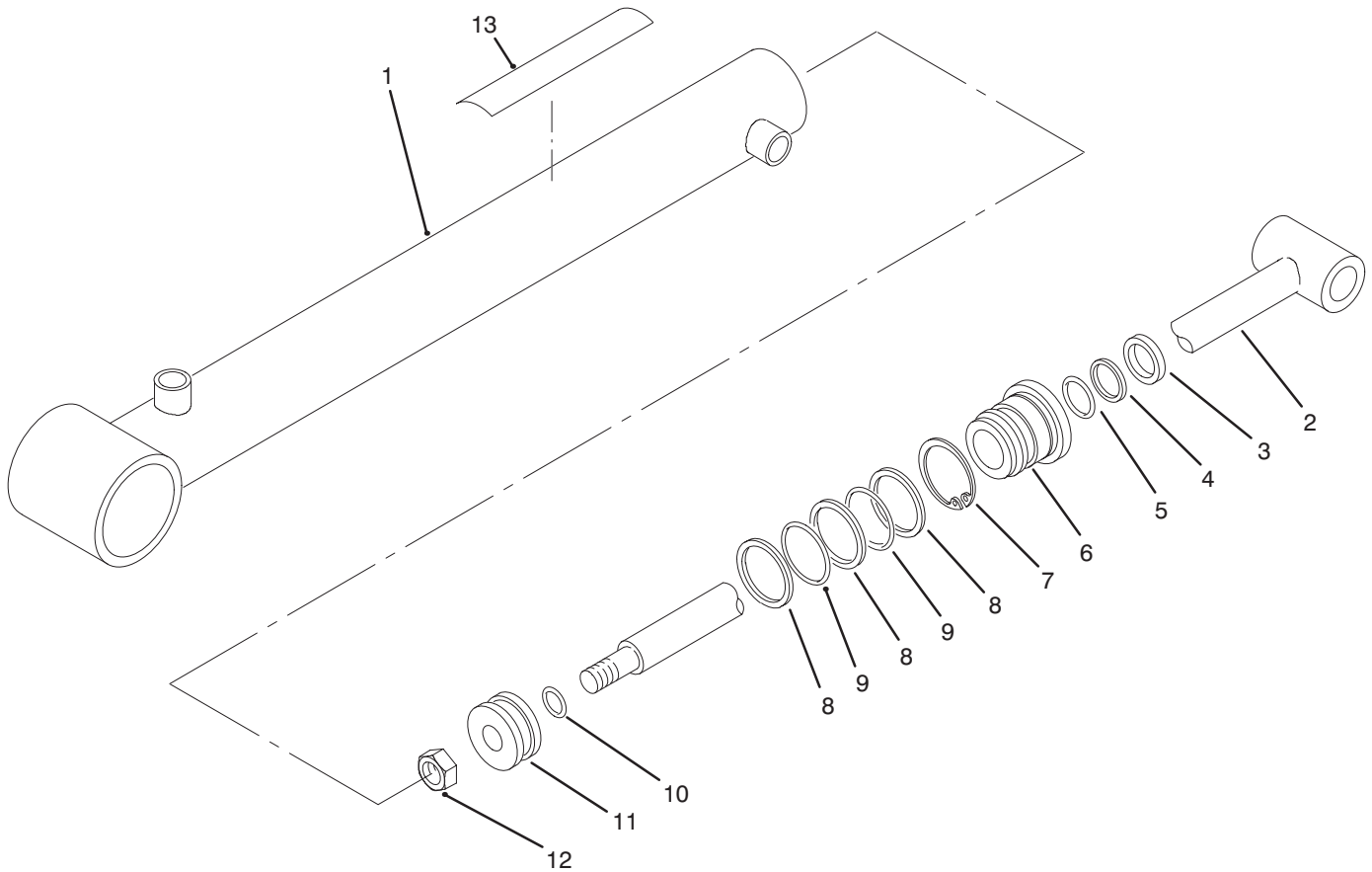


T-1611

LIFT VALVE & CYLINDER ASSEMBLY

Ref. No.	Part No.	Description	No. Used	Ref. No.	Part No.	Description	No. Used
1	92-2697	Hose - Hydraulic	1	19	3229-25	Screw - Carriage	2
2	237-21	Seal - O-Ring	6	20	322-3	Screw - Cap Hex. Hd.	4
3	87-4880	Hose - Hydraulic	1	21	87-3670	Hose - Hydraulic	1
4	87-4870	Hose - Hydraulic	1	22	2412-34	Clamp	1
5	237-22	Seal - O-Ring	3	23	354-136	Fitting - Hydraulic Straight (Incl. Ref. #24)	1
6	340-77	Fitting - Hydraulic 90° (Incl. Ref. #5 & 7)	1	24	237-80	Seal - O-Ring	1
7	237-42	Seal - O-Ring	2	25	237-79	Seal - O-Ring	1
8	321-14	Screw - Cap Hex. Hd.	2	26	340-3	Fitting - Hydraulic Straight (Incl. Ref. #5 & 25)	1
9	43-1950	Valve	1	27	87-4520	Bracket - Dump Valve	1
10	340-2	Fitting - Straight	1	28	340-140	Fitting - Hydraulic Tee (Incl. Ref. #2 & 15)	1
11	32128-20	Nut - Flange Head	4	29	340-92	Fitting - Hydraulic Straight (Incl. Ref. #2 & 15)	1
12	32128-33	Nut - Flange Head	2	30	340-151	Fitting - Hydraulic Tee (Incl. Ref. #2)	1
13	87-4910	Hose - Hydraulic	1	31	87-4900	Hose - Hydraulic	1
14	340-132	Fitting - Hydraulic 90° (Incl. Ref. #2 & 15)	4	‡32	87-7930	Decal - Warning	2
15	237-78	Seal - O-Ring	4	33	87-4560	Tube - Hydraulic	1
16	87-7990	Hydraulic Cylinder Assy. (Incl. Ref. #32)	2				
17	87-3720	Retainer - Cylinder	2				
18	3272-37	Pin - Cotter	2				

‡For different language versions of this part, see International Decal Cross Reference.



T-1612

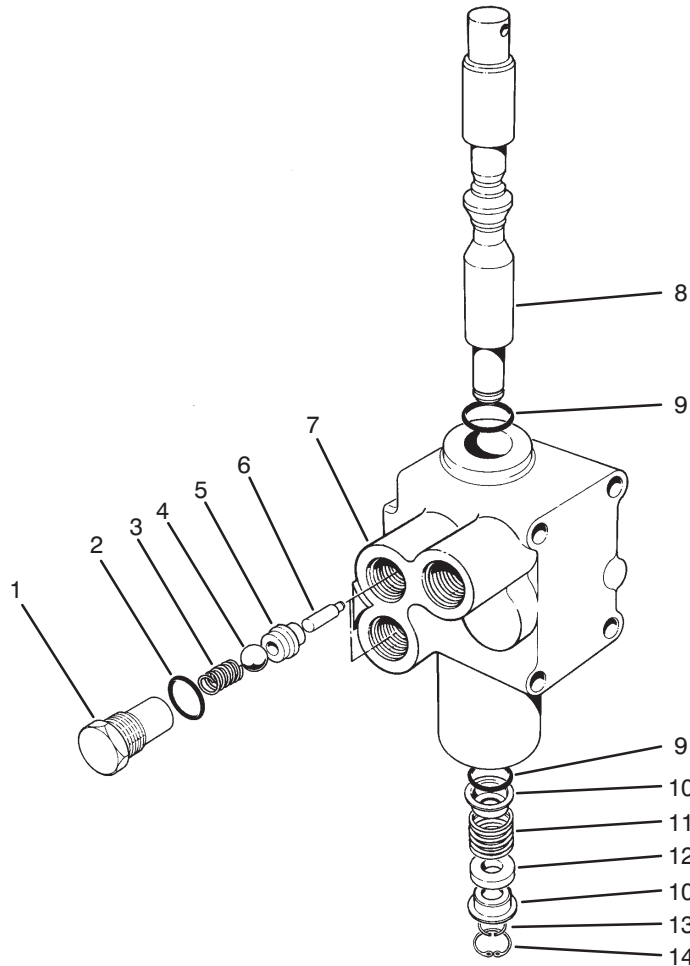
LIFT CYLINDER 87-7990

Ref. No.	Part No.	Description	No. Used
1		Barrel Assembly	1
2	92-2163	Shaft	1
3		Seal - Dust	1
4		Backup	1
5		Seal - O-Ring	1
6	92-2162	Head	1
7	84-1680	Ring - Retaining	1
8		Backup	3

Ref. No.	Part No.	Description	No. Used
9		Seal - O-Ring	2
10		Seal - O-Ring	1
11	43-5150	Piston	1
12	32152-10	Nut	1
‡13	87-7930	Decal - Warning	1
*	92-2165	Kit - Repair (Incl. Ref. #3-5 & 8-10)	1

*Not Illustrated

‡For different language versions of this part, see International Decal Cross Reference.

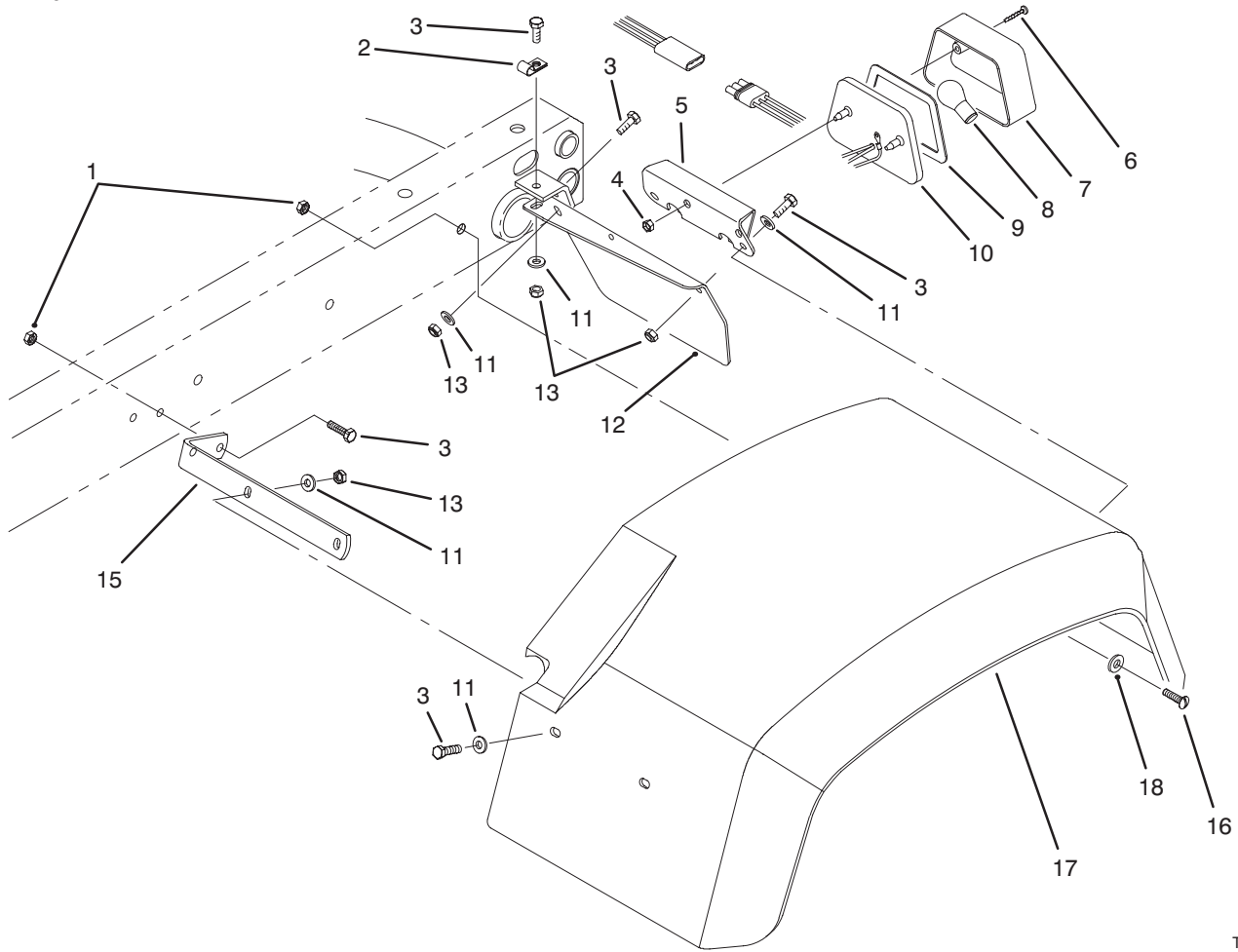


T-0280

CONTROL VALVE ASSEMBLY NO. 43-1950

Ref. No.	Part No.	Description	No. Used
1	22-8330	Plug	2
2	237-42	O-Ring	2
3	22-8340	Spring	2
4	22-8350	Ball	2
5	22-8370	Seat-Check Valve	2
6	22-8360	Pin - Cam	2
7		Body	1

Ref. No.	Part No.	Description	No. Used
8	22-8420	Spool	1
9	22-8500	O-Ring	2
10	22-8380	Retainer - Spring	2
11	22-8410	Spring	1
12	23-3030	Spacer	1
13	22-8480	Ring - Retaining, Spool	1
14	22-8490	Ring - Retaining	1



T-1613

REAR FENDER & TAIL LIGHT ASSEMBLY

Ref. No.	Part No.	Description	No. Used
1	3296-39	Nut - Lock	6
2	2412-89	Clamp - R	1
3	321-6	Screw - Cap Hex. Hd.	16
4	3290-506	Palnut	2
5	87-5770	U-Bracket - Tail Light	1
6	32144-93	Screw - Self Tapping	2
7	87-6300	Lens	1
8		Bulb (#1157 Std. 12 Volt)	1
9	87-6310	Gasket	1

Ref. No.	Part No.	Description	No. Used
10	87-2110	Tail Light Assembly (Incl. Ref. #6-9)	1
11	3256-22	Washer - Flat	23
12	87-5750	Plate - Tail Light LH	1
*	87-6250	Plate - Tail Light RH	1
13	3296-42	Nut - Lock	16
15	87-6870	Bracket - Front	2
16	3274-94	Screw - Socket Button Hd.	6
17	87-6660	Fender - Rear 24"	2
18	3256-24	Washer - Flat	6

*Not Illustrated

INTERNATIONAL DECAL CROSS REFERENCE

DUTCH DECAL KIT NO. 92-7226

DESCRIPTION	LOCATION	PART NUMBER	
		ENGLISH	DUTCH
DECAL LOAD RATING	UNDER RIGHT SIDE OF DASH	87-7000	92-5391
DECAL FUSE BLOCK	UNDER RIGHT SIDE OF DASH	87-6670	92-5370
DECAL SUPERVISOR	ON DASH	87-5910	92-5328
DECAL DASH	ON DASH	87-8520	92-6418
DECAL CAUTION FUEL	ON SKIRT	87-5930	92-5321
DECAL AXLE RANGE	ON CONSOLE	87-5960	92-5314
DECAL PTO	ON CONSOLE	87-5970	92-5356
DECAL DIFFERENTIAL LOCK	ON CONSOLE	87-6000	92-5307
DECAL REMOTE HYDRAULICS	ON CONSOLE	92-2609	92-5342
DECAL DUMP HYDRAULICS	ON CONSOLE	87-6010	92-5349
DECAL PARKING BRAKE	ON CONSOLE	87-6020	92-5300
DECAL QUICK REFERENCE	ON REAR OF SKIRT	87-9060	92-5490
DECAL DANGER	ON FRONT OF SKIRT	87-5920	92-6404

DESCRIPTION	LOCATION	PART NUMBER	
		ENGLISH	DUTCH
DECAL DANGER BED SUPPORT	ON LIFT CYLINDERS AND BED SUPPORT	87-7930	92-6411
DECAL ROLLOVER	ON ROPS	87-5940	92-5384
DECAL ROPS	ON ROPS	87-5980	92-5377
DECAL WARNING SPRING LOADED	ON SPRING CRADLE	44-0760	92-6489
DECAL CAUTION HOT SURFACE	ON LEFT REAR FRAME RAIL	66-6840	92-6475
DECAL ATF	ON REAR AXLE TUBE	87-6060	92-5469
DECAL DANGER	ON REAR AXLE TUBE	87-5990	92-5363
DECAL GREASE DRIVE SHAFTS	ON REAR AXLE TUBE	87-9080	92-6440
DECAL CAUTION	FRONT OF RADIATOR	87-9420	93-3762
PLATE WARNING	ON FAN SHROUD	76-8750	92-7236
DECAL WARNING ROTATING MEMBER	ON FAN SUPPORT	80-8040	83-6439
DECAL NO STEP	ON BATTERY COVER	36-3400	84-2760

INTERNATIONAL DECAL CROSS REFERENCE (Cont.)

FRENCH DECAL KIT NO. 92-7227

DESCRIPTION	LOCATION	PART NUMBER	
		ENGLISH	FRENCH
DECAL LOAD RATING	UNDER RIGHT SIDE OF DASH	87-7000	92-5392
DECAL FUSE BLOCK	UNDER RIGHT SIDE OF DASH	87-6670	92-5371
DECAL SUPERVISOR	ON DASH	87-5910	92-5329
DECAL DASH	ON DASH	87-8520	92-6419
DECAL CAUTION FUEL	ON SKIRT	87-5930	92-5322
DECAL AXLE RANGE	ON CONSOLE	87-5960	92-5315
DECAL PTO	ON CONSOLE	87-5970	92-5357
DECAL DIFFERENTIAL LOCK	ON CONSOLE	87-6000	92-5308
DECAL REMOTE HYDRAULICS	ON CONSOLE	92-2609	92-5343
DECAL DUMP HYDRAULICS	ON CONSOLE	87-6010	92-5350
DECAL PARKING BRAKE	ON CONSOLE	87-6020	92-5301
DECAL QUICK REFERENCE	ON REAR OF SKIRT	87-9060	92-5491
DECAL DANGER	ON FRONT OF SKIRT	87-5920	92-6405

DESCRIPTION	LOCATION	PART NUMBER	
		ENGLISH	FRENCH
DECAL DANGER BED SUPPORT	ON LIFT CYLINDERS AND BED SUPPORT	87-7930	92-6412
DECAL ROLLOVER	ON ROPS	87-5940	92-5385
DECAL ROPS	ON ROPS	87-5980	92-5378
DECAL WARNING SPRING LOADED	ON SPRING CRADLE	44-0760	92-6490
DECAL CAUTION HOT SURFACE	ON LEFT REAR FRAME RAIL	66-6840	92-6476
DECAL ATF	ON REAR AXLE TUBE	87-6060	92-5470
DECAL DANGER	ON REAR AXLE TUBE	87-5990	92-5364
DECAL GREASE DRIVE SHAFTS	ON REAR AXLE TUBE	87-9080	92-6441
DECAL CAUTION	FRONT OF RADIATOR	87-9420	93-3763
PLATE WARNING	ON FAN SHROUD	76-8750	92-7237
DECAL WARNING ROTATING MEMBER	ON FAN SUPPORT	80-8040	83-6210
DECAL NO STEP	ON BATTERY COVER	36-3400	84-2720

INTERNATIONAL DECAL CROSS REFERENCE (Cont.)

GERMAN DECAL KIT NO. 92-7228

DESCRIPTION	LOCATION	PART NUMBER	
		ENGLISH	GERMAN
DECAL LOAD RATING	UNDER RIGHT SIDE OF DASH	87-7000	92-5393
DECAL FUSE BLOCK	UNDER RIGHT SIDE OF DASH	87-6670	92-5372
DECAL SUPERVISOR	ON DASH	87-5910	92-5330
DECAL DASH	ON DASH	87-8520	92-6420
DECAL CAUTION FUEL	ON SKIRT	87-5930	92-5323
DECAL AXLE RANGE	ON CONSOLE	87-5960	92-5316
DECAL PTO	ON CONSOLE	87-5970	92-5358
DECAL DIFFERENTIAL LOCK	ON CONSOLE	87-6000	92-5309
DECAL REMOTE HYDRAULICS	ON CONSOLE	92-2609	92-5344
DECAL DUMP HYDRAULICS	ON CONSOLE	87-6010	92-5351
DECAL PARKING BRAKE	ON CONSOLE	87-6020	92-5302
DECAL QUICK REFERENCE	ON REAR OF SKIRT	87-9060	92-5492
DECAL DANGER	ON FRONT OF SKIRT	87-5920	92-6406

DESCRIPTION	LOCATION	PART NUMBER	
		ENGLISH	GERMAN
DECAL DANGER BED SUPPORT	ON LIFT CYLINDERS AND BED SUPPORT	87-7930	92-6413
DECAL ROLLOVER	ON ROPS	87-5940	92-5386
DECAL ROPS	ON ROPS	87-5980	92-5379
DECAL WARNING SPRING LOADED	ON SPRING CRADLE	44-0760	92-6491
DECAL CAUTION HOT SURFACE	ON LEFT REAR FRAME RAIL	66-6840	92-6477
DECAL ATF	ON REAR AXLE TUBE	87-6060	92-5471
DECAL DANGER	ON REAR AXLE TUBE	87-5990	92-5365
DECAL GREASE DRIVE SHAFTS	ON REAR AXLE TUBE	87-9080	92-6442
DECAL CAUTION	FRONT OF RADIATOR	87-9420	93-3764
PLATE WARNING	ON FAN SHROUD	76-8750	92-7238
DECAL WARNING ROTATING MEMBER	ON FAN SUPPORT	80-8040	83-5730
DECAL NO STEP	ON BATTERY COVER	36-3400	84-2730

INTERNATIONAL DECAL CROSS REFERENCE (Cont.)**ITALIAN DECAL KIT NO. 92-7229**

DESCRIPTION	LOCATION	PART NUMBER	
		ENGLISH	ITALIAN
DECAL LOAD RATING	UNDER RIGHT SIDE OF DASH	87-7000	92-5394
DECAL FUSE BLOCK	UNDER RIGHT SIDE OF DASH	87-6670	92-5373
DECAL SUPERVISOR	ON DASH	87-5910	92-5331
DECAL DASH	ON DASH	87-8520	92-6421
DECAL CAUTION FUEL	ON SKIRT	87-5930	92-5324
DECAL AXLE RANGE	ON CONSOLE	87-5960	92-5317
DECAL PTO	ON CONSOLE	87-5970	92-5359
DECAL DIFFERENTIAL LOCK	ON CONSOLE	87-6000	92-5310
DECAL REMOTE HYDRAULICS	ON CONSOLE	92-2609	92-5345
DECAL DUMP HYDRAULICS	ON CONSOLE	87-6010	92-5352
DECAL PARKING BRAKE	ON CONSOLE	87-6020	92-5303
DECAL QUICK REFERENCE	ON REAR OF SKIRT	87-9060	92-5493
DECAL DANGER	ON FRONT OF SKIRT	87-5920	92-6407

DESCRIPTION	LOCATION	PART NUMBER	
		ENGLISH	ITALIAN
DECAL DANGER BED SUPPORT	ON LIFT CYLINDERS AND BED SUPPORT	87-7930	92-6414
DECAL ROLLOVER	ON ROPS	87-5940	92-5387
DECAL ROPS	ON ROPS	87-5980	92-5380
DECAL WARNING SPRING LOADED	ON SPRING CRADLE	44-0760	92-6492
DECAL CAUTION HOT SURFACE	ON LEFT REAR FRAME RAIL	66-6840	92-6478
DECAL ATF	ON REAR AXLE TUBE	87-6060	92-5472
DECAL DANGER	ON REAR AXLE TUBE	87-5990	92-5366
DECAL GREASE DRIVE SHAFTS	ON REAR AXLE TUBE	87-9080	92-6443
DECAL CAUTION	FRONT OF RADIATOR	87-9420	93-3765
PLATE WARNING	ON FAN SHROUD	76-8750	92-7239
DECAL WARNING ROTATING MEMBER	ON FAN SUPPORT	80-8040	83-5600
DECAL NO STEP	ON BATTERY COVER	36-3400	84-2750

INTERNATIONAL DECAL CROSS REFERENCE (Cont.)

JAPANESE DECAL KIT NO. 92-7230

DESCRIPTION	LOCATION	PART NUMBER	
		ENGLISH	JAPANESE
DECAL LOAD RATING	UNDER RIGHT SIDE OF DASH	87-7000	92-5395
DECAL FUSE BLOCK	UNDER RIGHT SIDE OF DASH	87-6670	92-5374
DECAL SUPERVISOR	ON DASH	87-5910	92-5332
DECAL DASH	ON DASH	87-8520	92-6422
DECAL CAUTION FUEL	ON SKIRT	87-5930	92-5325
DECAL AXLE RANGE	ON CONSOLE	87-5960	92-5318
DECAL PTO	ON CONSOLE	87-5970	92-5360
DECAL DIFFERENTIAL LOCK	ON CONSOLE	87-6000	92-5311
DECAL REMOTE HYDRAULICS	ON CONSOLE	92-2609	92-5346
DECAL DUMP HYDRAULICS	ON CONSOLE	87-6010	92-5353
DECAL PARKING BRAKE	ON CONSOLE	87-6020	92-5304
DECAL QUICK REFERENCE	ON REAR OF SKIRT	87-9060	92-5494
DECAL DANGER	ON FRONT OF SKIRT	87-5920	92-6408

DESCRIPTION	LOCATION	PART NUMBER	
		ENGLISH	JAPANESE
DECAL DANGER BED SUPPORT	ON LIFT CYLINDERS AND BED SUPPORT	87-7930	92-6415
DECAL ROLLOVER	ON ROPS	87-5940	92-5388
DECAL ROPS	ON ROPS	87-5980	92-5381
DECAL WARNING SPRING LOADED	ON SPRING CRADLE	44-0760	92-6493
DECAL CAUTION HOT SURFACE	ON LEFT REAR FRAME RAIL	66-6840	92-6479
DECAL ATF	ON REAR AXLE TUBE	87-6060	92-5473
DECAL DANGER	ON REAR AXLE TUBE	87-5990	92-5367
DECAL GREASE DRIVE SHAFTS	ON REAR AXLE TUBE	87-9080	92-6444
DECAL CAUTION	FRONT OF RADIATOR	87-9420	93-3766
PLATE WARNING	ON FAN SHROUD	76-8750	92-7240
DECAL WARNING ROTATING MEMBER	ON FAN SUPPORT	80-8040	83-6030
DECAL NO STEP	ON BATTERY COVER	36-3400	84-2780

INTERNATIONAL DECAL CROSS REFERENCE (Cont.)

SPANISH DECAL KIT NO. 92-7231

DESCRIPTION	LOCATION	PART NUMBER	
		ENGLISH	SPANISH
DECAL LOAD RATING	UNDER RIGHT SIDE OF DASH	87-7000	92-5396
DECAL FUSE BLOCK	UNDER RIGHT SIDE OF DASH	87-6670	92-5375
DECAL SUPERVISOR	ON DASH	87-5910	92-5333
DECAL DASH	ON DASH	87-8520	92-6423
DECAL CAUTION FUEL	ON SKIRT	87-5930	92-5326
DECAL AXLE RANGE	ON CONSOLE	87-5960	92-5319
DECAL PTO	ON CONSOLE	87-5970	92-5361
DECAL DIFFERENTIAL LOCK	ON CONSOLE	87-6000	92-5312
DECAL REMOTE HYDRAULICS	ON CONSOLE	92-2609	92-5347
DECAL DUMP HYDRAULICS	ON CONSOLE	87-6010	92-5354
DECAL PARKING BRAKE	ON CONSOLE	87-6020	92-5305
DECAL QUICK REFERENCE	ON REAR OF SKIRT	87-9060	92-5495
DECAL DANGER	ON FRONT OF SKIRT	87-5920	92-6409

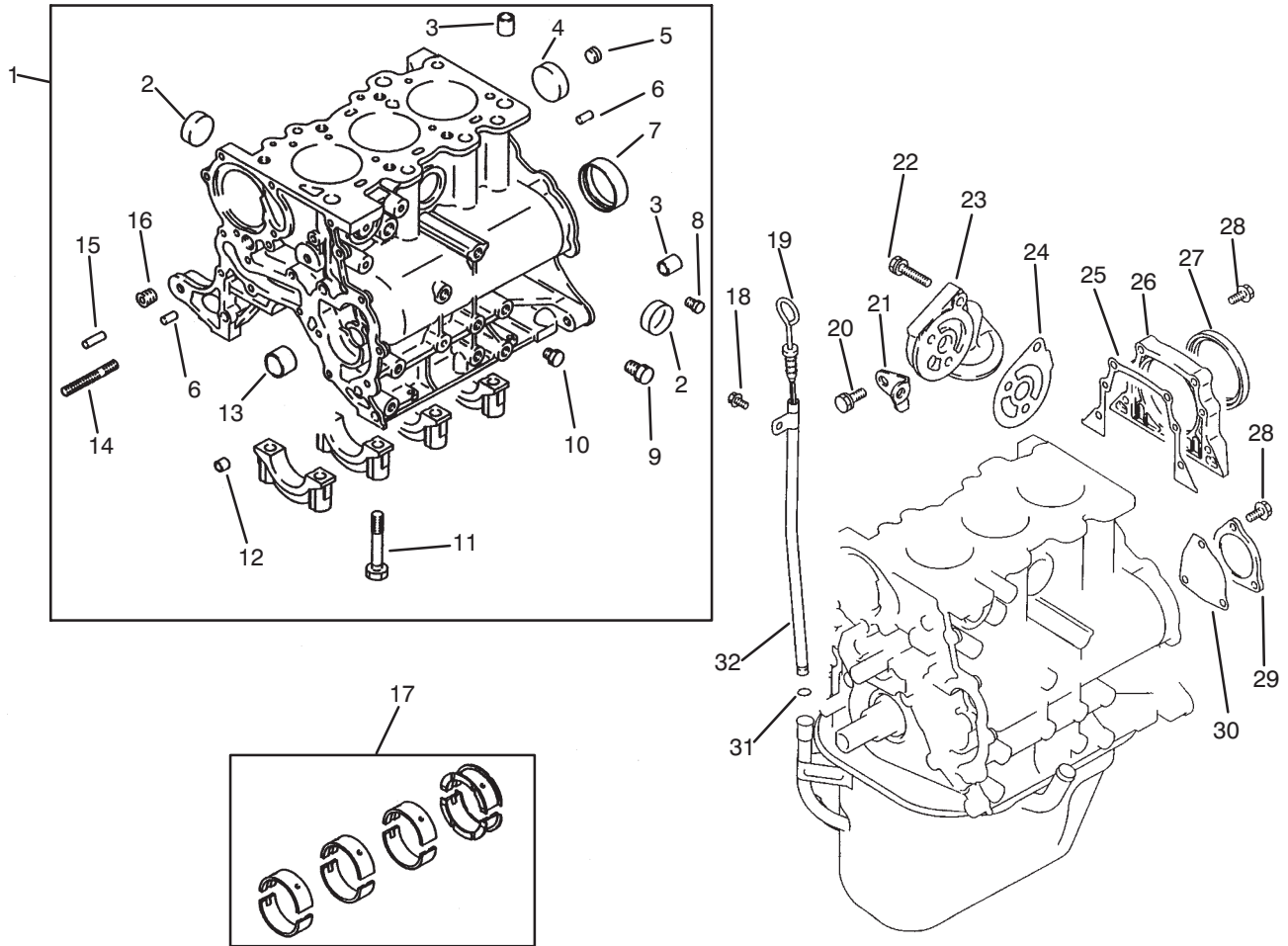
DESCRIPTION	LOCATION	PART NUMBER	
		ENGLISH	SPANISH
DECAL DANGER BED SUPPORT	ON LIFT CYLINDERS AND BED SUPPORT	87-7930	92-6416
DECAL ROLLOVER	ON ROPS	87-5940	92-5389
DECAL ROPS	ON ROPS	87-5980	92-5382
DECAL WARNING SPRING LOADED	ON SPRING CRADLE	44-0760	92-6494
DECAL CAUTION HOT SURFACE	ON LEFT REAR FRAME RAIL	66-6840	92-6480
DECAL ATF	ON REAR AXLE TUBE	87-6060	92-5474
DECAL DANGER	ON REAR AXLE TUBE	87-5990	92-5368
DECAL GREASE DRIVE SHAFTS	ON REAR AXLE TUBE	87-9080	92-6445
DECAL CAUTION	FRONT OF RADIATOR	87-9420	93-3767
PLATE WARNING	ON FAN SHROUD	76-8750	92-7241
DECAL WARNING ROTATING MEMBER	ON FAN SUPPORT	80-8040	83-5890
DECAL NO STEP	ON BATTERY COVER	36-3400	84-2740

INTERNATIONAL DECAL CROSS REFERENCE (Cont.)

SWEDISH DECAL KIT NO. 92-7232

DESCRIPTION	LOCATION	PART NUMBER	
		ENGLISH	SWEDISH
DECAL LOAD RATING	UNDER RIGHT SIDE OF DASH	87-7000	92-5397
DECAL FUSE BLOCK	UNDER RIGHT SIDE OF DASH	87-6670	92-5376
DECAL SUPERVISOR	ON DASH	87-5910	92-5334
DECAL DASH	ON DASH	87-8520	92-6424
DECAL CAUTION FUEL	ON SKIRT	87-5930	92-5327
DECAL AXLE RANGE	ON CONSOLE	87-5960	92-5320
DECAL PTO	ON CONSOLE	87-5970	92-5362
DECAL DIFFERENTIAL LOCK	ON CONSOLE	87-6000	92-5313
DECAL REMOTE HYDRAULICS	ON CONSOLE	92-2609	92-5348
DECAL DUMP HYDRAULICS	ON CONSOLE	87-6010	92-5355
DECAL PARKING BRAKE	ON CONSOLE	87-6020	92-5306
DECAL QUICK REFERENCE	ON REAR OF SKIRT	87-9060	92-5496
DECAL DANGER	ON FRONT OF SKIRT	87-5920	92-6410

DESCRIPTION	LOCATION	PART NUMBER	
		ENGLISH	SWEDISH
DECAL DANGER BED SUPPORT	ON LIFT CYLINDERS AND BED SUPPORT	87-7930	92-6417
DECAL ROLLOVER	ON ROPS	87-5940	92-5390
DECAL ROPS	ON ROPS	87-5980	92-5383
DECAL WARNING SPRING LOADED	ON SPRING CRADLE	44-0760	92-6495
DECAL CAUTION HOT SURFACE	ON LEFT REAR FRAME RAIL	66-6840	92-6481
DECAL ATF	ON REAR AXLE TUBE	87-6060	92-5475
DECAL DANGER	ON REAR AXLE TUBE	87-5990	92-5369
DECAL GREASE DRIVE SHAFTS	ON REAR AXLE TUBE	87-9080	92-6446
DECAL CAUTION	FRONT OF RADIATOR	87-9420	93-3767
PLATE WARNING	ON FAN SHROUD	76-8750	92-7242
DECAL WARNING ROTATING MEMBER	ON FAN SUPPORT	80-8040	83-5450
DECAL NO STEP	ON BATTERY COVER	36-3400	84-2710

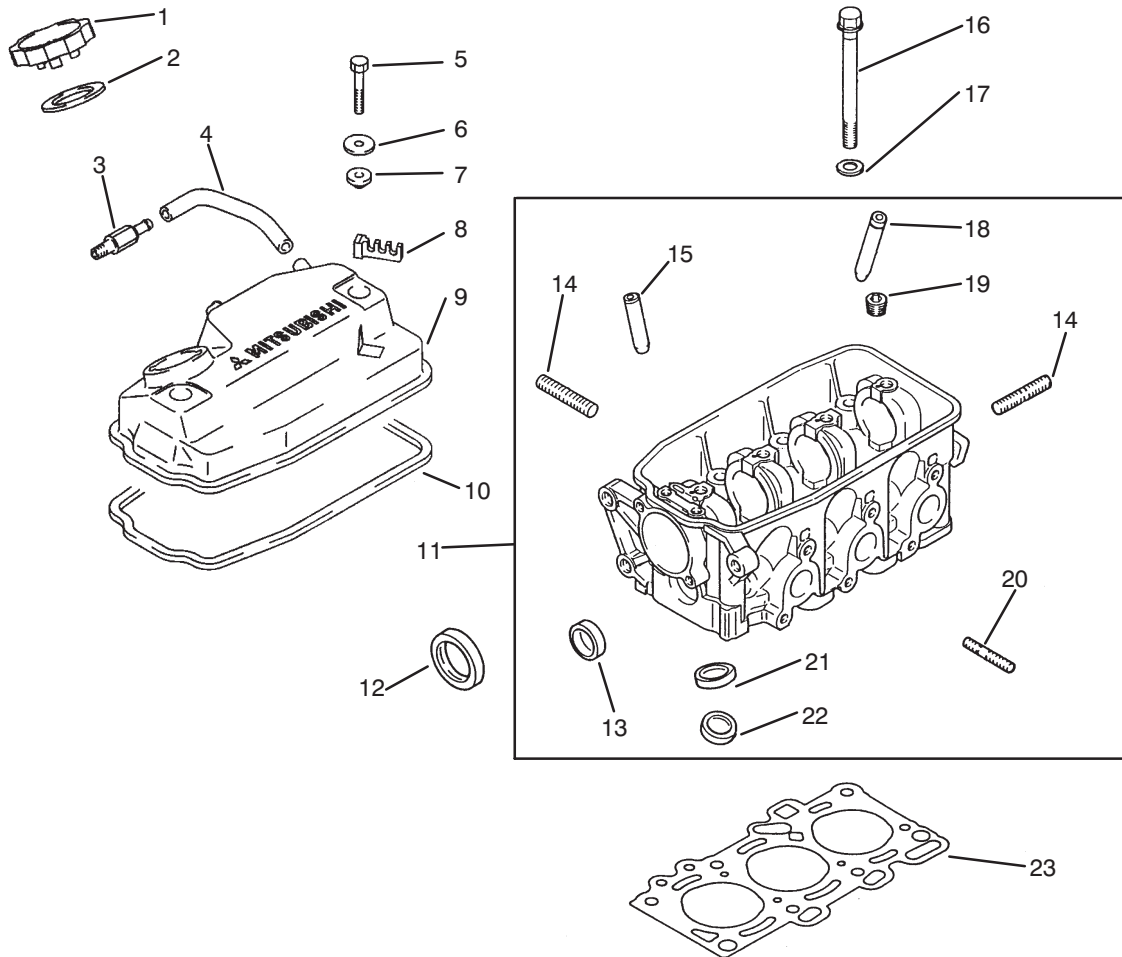


T-1631

CYLINDER BLOCK ASSEMBLY

Ref. No.	Part No.	Description	No. Used
1	92-2006	Assembly - Crankcase (Incl. Ref. #2-16)	1
2	92-2151	Cap - Sealing	3
3	92-2152	Bushing	4
4	92-1994	Cap - Sealing	1
5	92-1935	Plug - Taper	1
6	92-2148	Pin - Dowel	2
7	92-1982	Bearing - Ring	1
8	92-1902	Plug - Taper	1
9	56-0100	Plug - Taper	1
10	92-1910	Plug - Taper	1
11	67-2250	Bolt	8
12	67-2360	Bushing	4
13	92-1981	Bearing - Front	1
14	92-5107	Stud	1
15	92-1958	Pin - Dowel	1
16	67-2390	Plug - Taper	1

Ref. No.	Part No.	Description	No. Used
17	92-1956	Bearing - Set, Main	1
18	92-5112	Bolt - Flange Head	1
19	92-5110	Gauge - Oil Level	1
20	92-2144	Bolt	2
21	92-5109	Stay - Oil Filter	1
22	92-2143	Bolt	3
23	92-2012	Bracket - Oil Filter	1
24	92-5108	Gasket - Bracket	1
25	92-1987	Gasket	1
26	92-2045	Housing - Seal, Oil	1
27	92-1952	Seal - Oil	1
28	92-2131	Bolt - Flange Head	7
29	92-1945	Cover - Rear	1
30	92-1991	Gasket	1
31	92-1925	O-Ring	1
32	92-5111	Guide - Oil Level Gauge	1



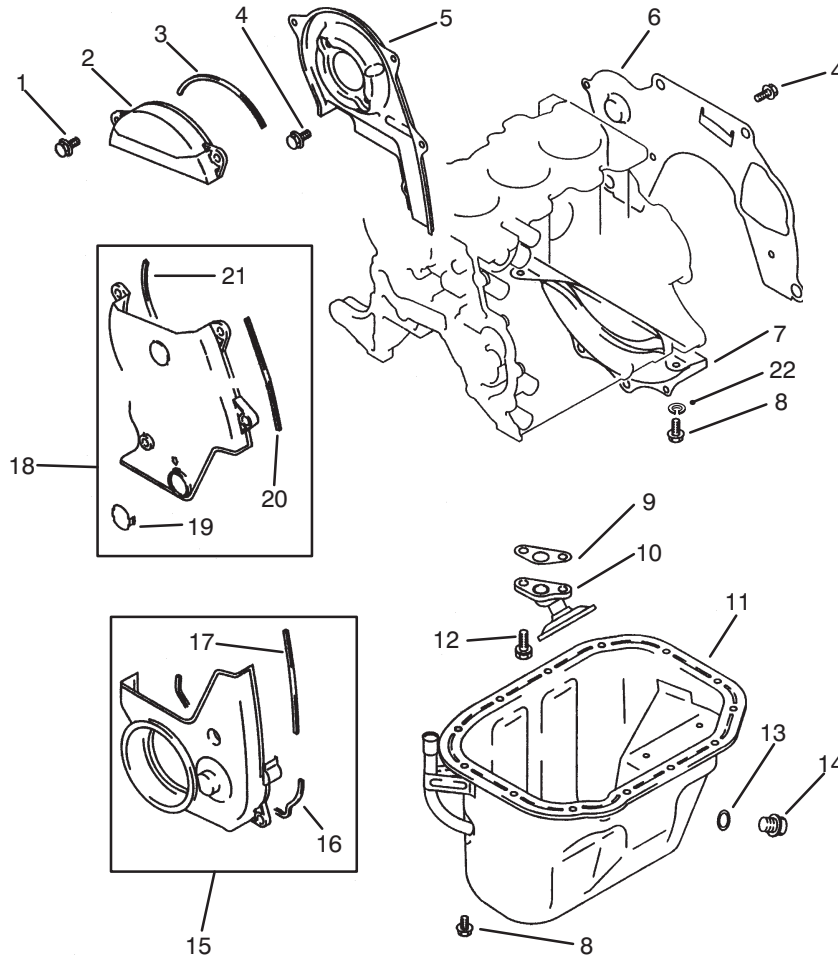
ROCKER COVER & CYLINDER HEAD ASSEMBLY

T-1630

Ref. No.	Part No.	Description	No. Used
1	92-1975	Cap - Oil (Incl. Ref. #2)	1
2	92-1943	Packing	1
3	92-2050	PCV Valve	1
4	92-2026	Hose - PCV Valve	1
5	92-2128	Bolt - Cover	2
6	92-2063	Washer	2
7	92-1929	Seal - Oil	2
8	92-1915	Clamp - Cable	1
9	92-2020	Assembly - Cover (Incl. Ref. #8 & 10)	1
10	92-1944	Gasket - Cover, Rocker	1
11	92-2034	Head - Cylinder (Incl. Ref. #13-15 & 18-22)	1
12	92-2021	Seal - Oil	1
13	92-2151	Cap - Sealing	1
14	42-9560	Stud	3
15	92-1926	Guide - Intake Valve (.05 mm OS)	3
*	92-5103	Guide - Intake Valve (.25 mm OS)	3
*	92-5104	Guide - Intake Valve (.50 mm OS)	3

Ref. No.	Part No.	Description	No. Used
16	92-1971	Bolt	8
17	92-1903	Washer	8
18	92-1911	Guide - Exhaust Valve (.05 mm OS)	1
*	92-5105	Guide - Exhaust Valve (.25 mm OS)	1
*	92-5106	Guide - Exhaust Valve (.50 mm OS)	1
19	92-1916	Plug - Taper	1
20	92-1905	Stud	6
21	92-1959	Seat - Intake Valve (.30 mm OS)	3
*	92-5102	Seat - Intake Valve (.60 mm OS)	3
22	92-1976	Seat - Exhaust Valve (.30 mm OS)	3
*	92-5101	Seat - Exhaust Valve (.60 mm OS)	3
23	92-1997	Gasket - Cylinder	1

*Not Illustrated

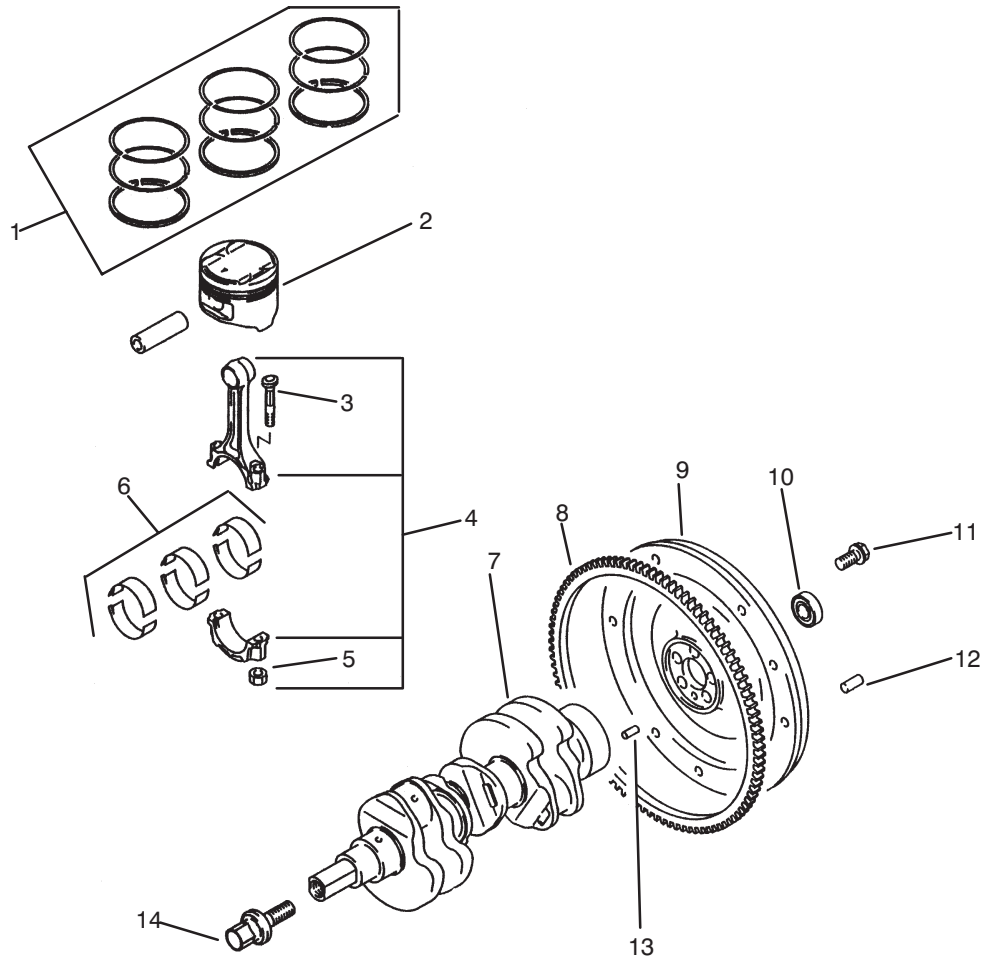


T-1632

COVERS & OIL PAN ASSEMBLY

Ref. No.	Part No.	Description	No. Used
1	92-5113	Bolt - Flange Head	3
2	92-1965	Assembly - Cover (Incl. Ref.#3)	1
3	92-1962	Gasket	1
4	92-2131	Bolt - Flange Head	2
5	92-2035	Cover - Front	1
6	92-1937	Plate - Rear	1
7	92-1938	Cover - Bell Housing	1
8	48-7610	Bolt - Hex. Head	2
9	92-1988	Gasket - Oil	1
10	92-2019	Strainer - Oil	1
11	92-2053	Assembly - Oil Pan (Incl. Ref.#13-14)	1

Ref. No.	Part No.	Description	No. Used
12	92-2137	Bolt/washer	2
13	92-1921	Gasket - Oil	1
14	92-1920	Plug - Oil	1
15	92-1967	Assembly - Cover (Incl. Ref. #16-17)	1
16	92-1939	Gasket	1
17	92-1940	Gasket	1
18	92-1996	Assembly - Cover, Front (Incl. Ref.#19-21)	1
19	92-1907	Cover - Access	1
20	92-1962	Gasket	1
21	92-1966	Gasket	1
22	3253-3	Washer - Lock	2



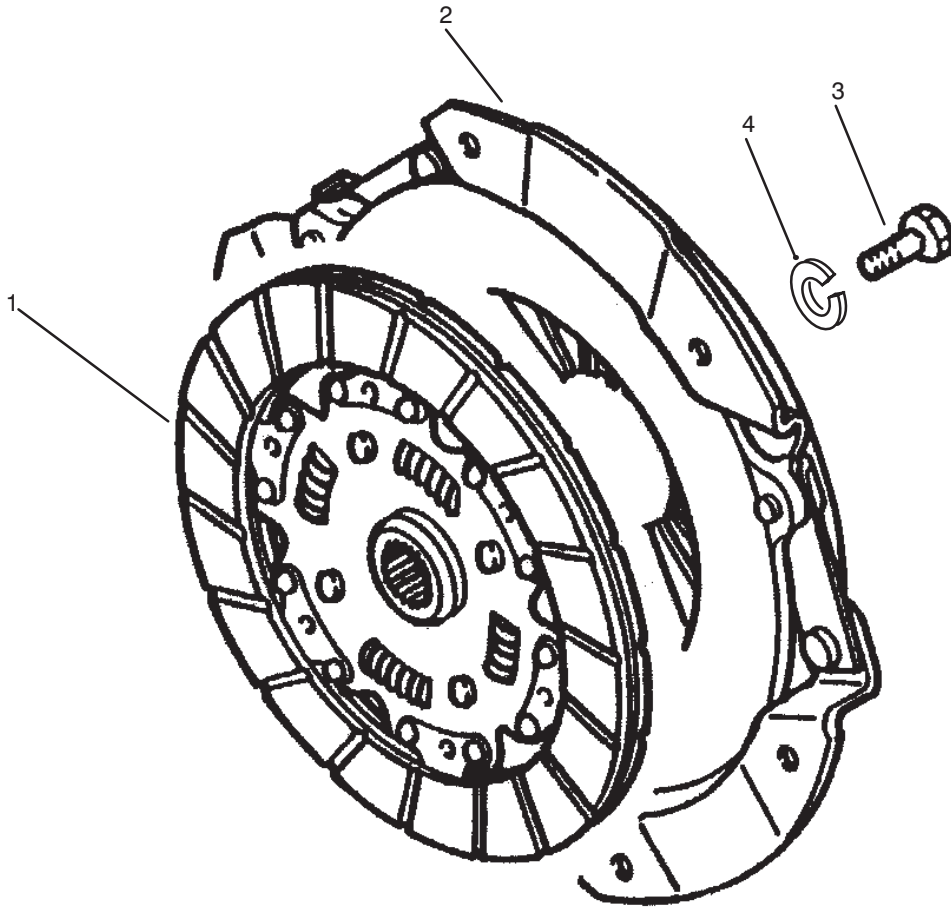
T-1633

PISTON & CRANKSHAFT ASSEMBLY

Ref. No.	Part No.	Description	No. Used
1	92-2014	Piston Ring Set (Std.)	1
*	92-5118	Piston Ring Set (.25 mm OS)	1
*	92-2015	Piston Ring Set (.50 mm OS)	1
*	92-5120	Piston Ring Set (.75 mm OS)	1
*	92-5121	Piston Ring Set (1.00 mm OS)	1
2	92-2005	Piston & Pin (Std.)	3
*	92-5114	Piston & Pin (.25 mm OS)	3
*	92-2013	Piston & Pin (.50 mm OS)	3
*	92-5116	Piston & Pin (.75 mm OS)	3
*	92-5117	Piston & Pin (1.00 mm OS)	3

Ref. No.	Part No.	Description	No. Used
3	92-2003	Bolt - Connecting Rod	6
4	92-1999	Rod - Connecting (Incl. Ref. #3 & 5)	3
5	92-1923	Nut	6
6	92-1957	Rod Bearing Set	1
7	92-1995	Assembly - Crankshaft	1
8	92-1942	Gear - Ring	1
9	92-1980	Flywheel	1
10	92-1914	Bearing - Ball	1
11	92-1934	Bolt - Flywheel	5
12	42-7160	Pin - Dowel	3
13	92-2148	Pin - Dowel	1
14	92-2057	Bolt - Crankshaft PTO	1

*Not Illustrated

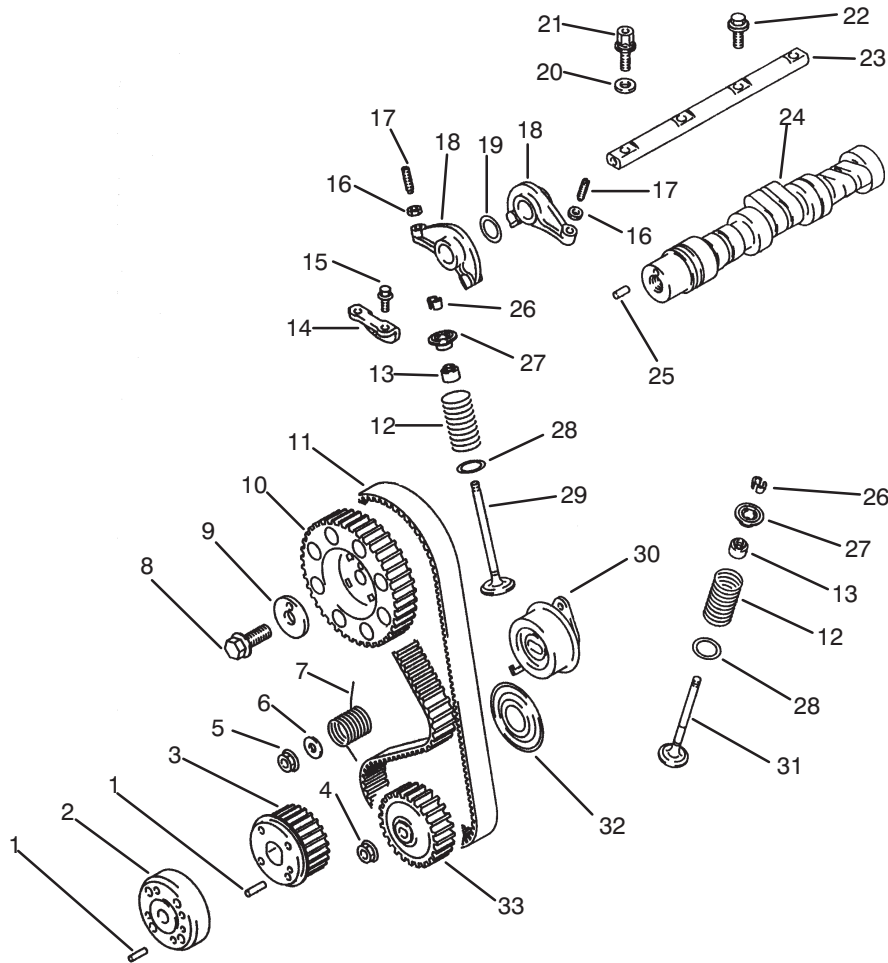


T-1644

CLUTCH & CLUTCH RELEASE ASSEMBLY

Ref. No.	Part No.	Description	No. Used
1	87-3190	Disc - Clutch	1
2	87-3180	Cover - Clutch	1

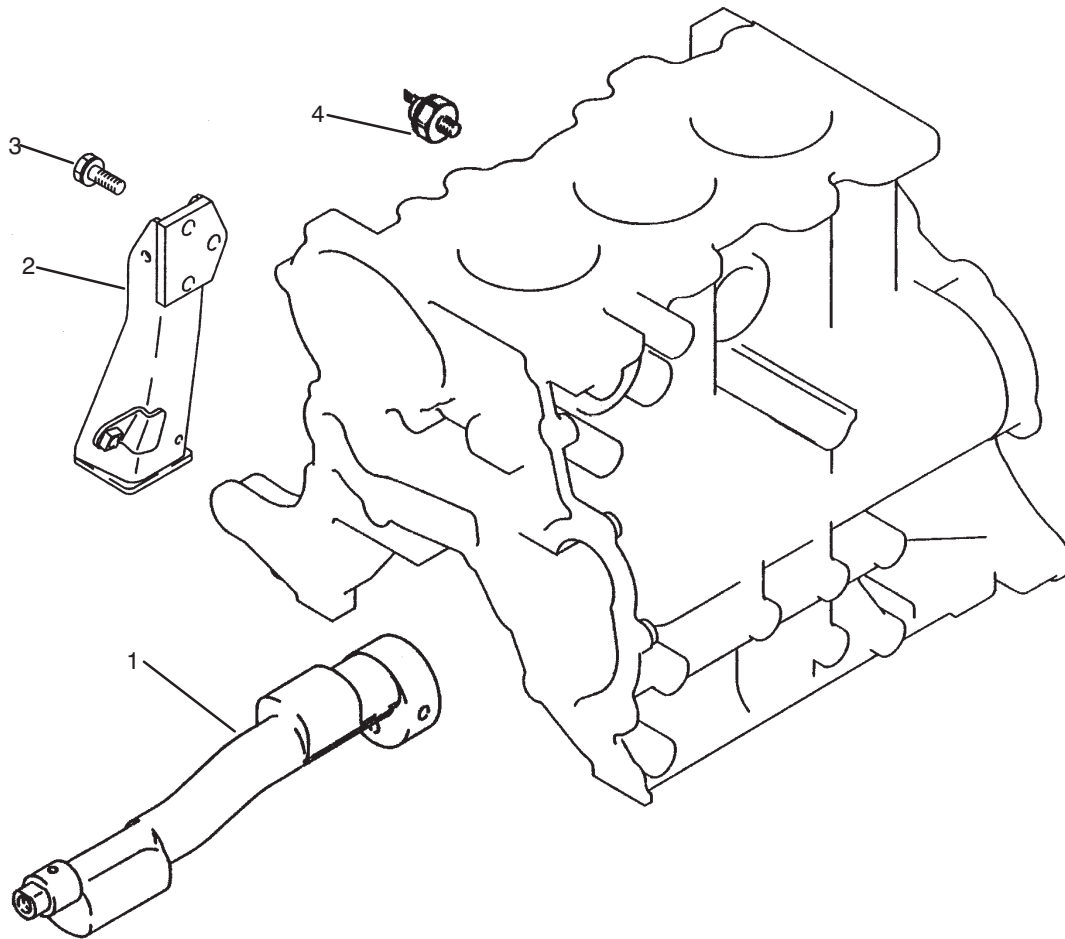
Ref. No.	Part No.	Description	No. Used
3	48-7700	Bolt	6
4	3253-4	Washer - Lock	6



T-1634

CAMSHAFT & VALVES ASSEMBLY

Ref. No.	Part No.	Description	No. Used	Ref. No.	Part No.	Description	No. Used
1	92-2149	Pin	2	17	92-1953	Screw - Adjusting	6
2	92-2062	Assembly - PTO Adapter (Incl. Ref.#1)	1	18	92-1947	Arm - Rocker	6
3	92-2061	Assembly - PTO Sprocket (Incl. Ref.#1)	1	19	92-1930	Washer - Wave	2
4	92-5122	Nut - Timing Belt	1	20	92-1972	Washer	2
5	92-2145	Nut - Flange	1	21	92-2017	Bolt - Rocker Shaft	2
6	92-2147	Washer	1	22	92-2018	Bolt - Rocker Shaft	2
7	92-2001	Spring	1	23	92-1973	Shaft - Rocker Arm	1
8	92-2135	Bolt - Flange Head	1	24	92-2049	Assembly - Camshaft (Incl. Ref.#25)	1
9	92-1922	Washer	1	25	92-2010	Pin - Dowel	1
10	92-2000	Sprocket	1	26	42-7860	Lock - Valve	12
11	92-2059	Belt - Timing	1	27	92-1931	Retainer	6
12	92-1977	Spring - Valve	6	28	92-1936	Seal - Valve	6
13	92-1961	Seal - Valve	6	29	92-1954	Valve - Inlet	3
14	92-1964	Plate - Cam	1	30	92-1968	Tensioner - Belt	1
15	92-2130	Bolt - Flange Head	2	31	92-1955	Valve - Exhaust	3
16	92-1909	Nut	6	32	92-2056	Flange - PTO	1
				33	92-2042	Sprocket - Oil	1

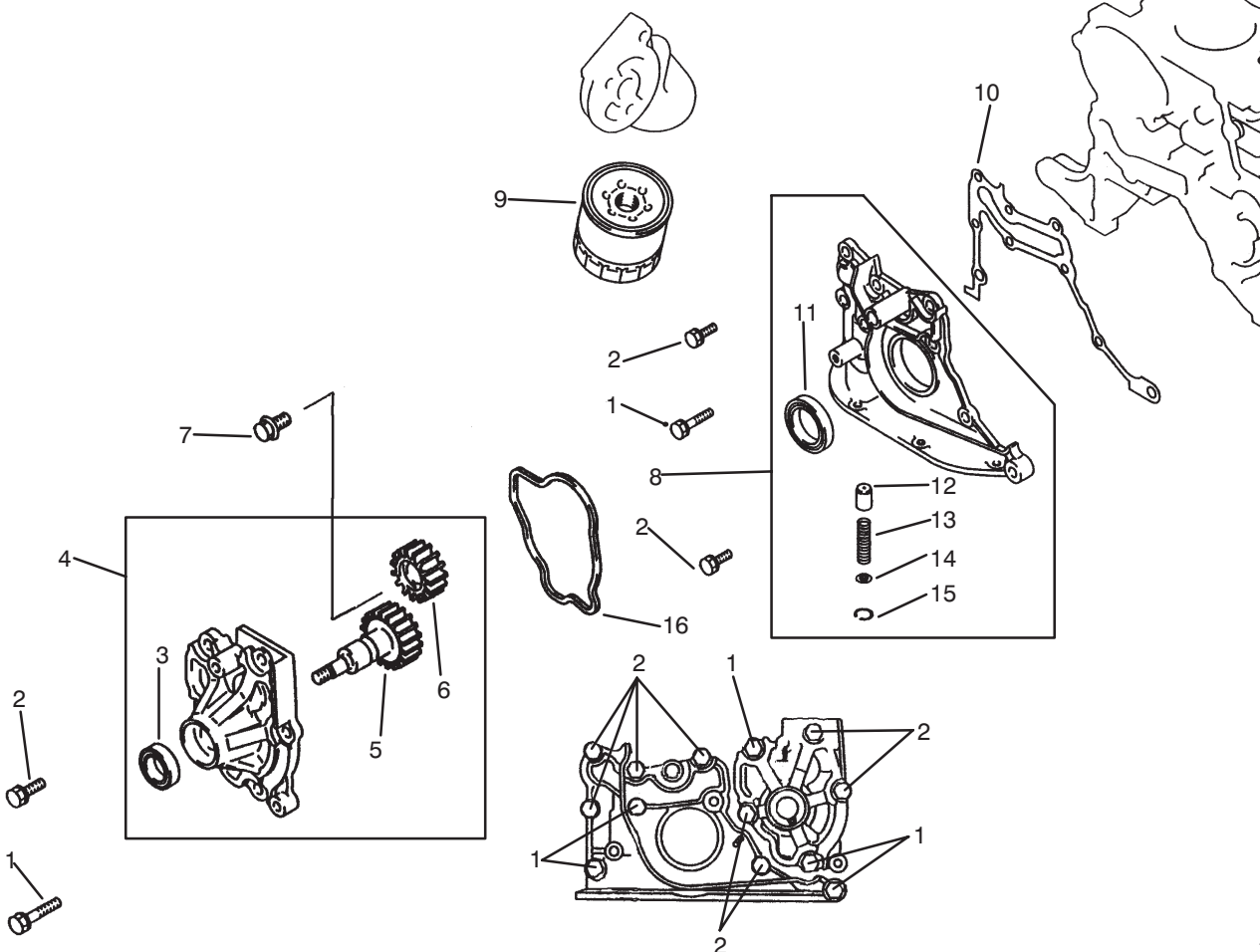


T-1635

BALANCER & OIL PRESSURE SWITCH & ENGINE MOUNT

Ref. No.	Part No.	Description	No. Used
1	92-1998	Shaft - Balancer	1
2	92-2022	Mount - Engine	1

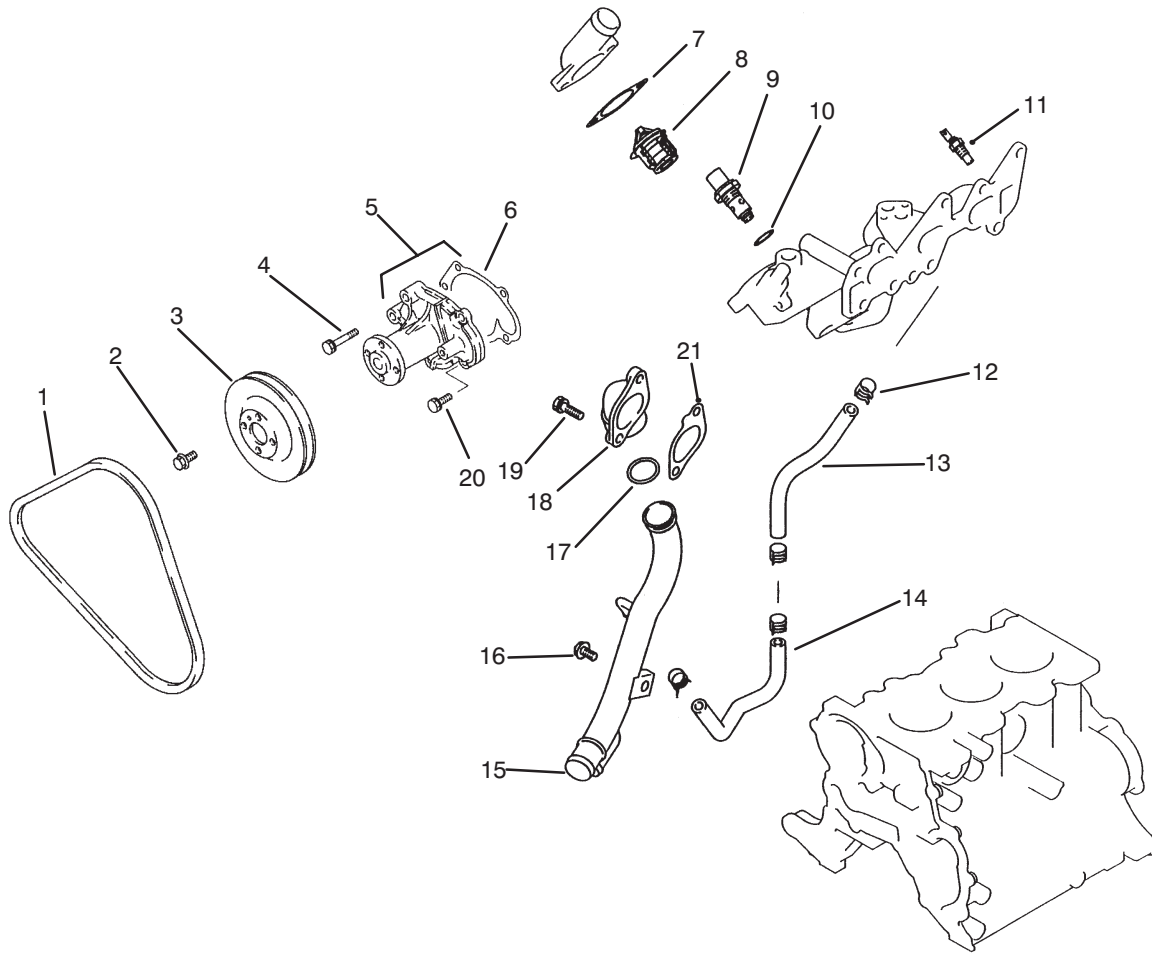
Ref. No.	Part No.	Description	No. Used
3	92-5123	Bolt - Engine Mount	3
4	92-1978	Switch - Oil Pressure	1



T-1636

OIL PUMP & FILTER ASSEMBLY

Ref. No.	Part No.	Description	No. Used	Ref. No.	Part No.	Description	No. Used
1	67-2560	Bolt/washer	5	9	67-4330	Filter - Oil	1
2	42-9400	Bolt/washer	8	10	92-1946	Gasket - Front	1
3	92-2032	Seal - Oil	1	11	92-1960	Seal - Oil	1
4	92-2046	Assembly - Oil Pump (Incl. Ref.#3, 5 & 6)	1	12	92-1927	Plunger - Relief	1
5	92-1948	Gear - Oil Pump	1	13	92-1928	Spring - Relief	1
6	92-1949	Gear - Oil Pump	1	14	92-1983	Retainer	1
7	92-1918	Bolt - Flange Head	1	15	92-2150	Ring - Snap	1
8	92-1974	Assembly - Case (Incl. Ref.#11-15)	1	16	92-1941	Gasket - Oil	1

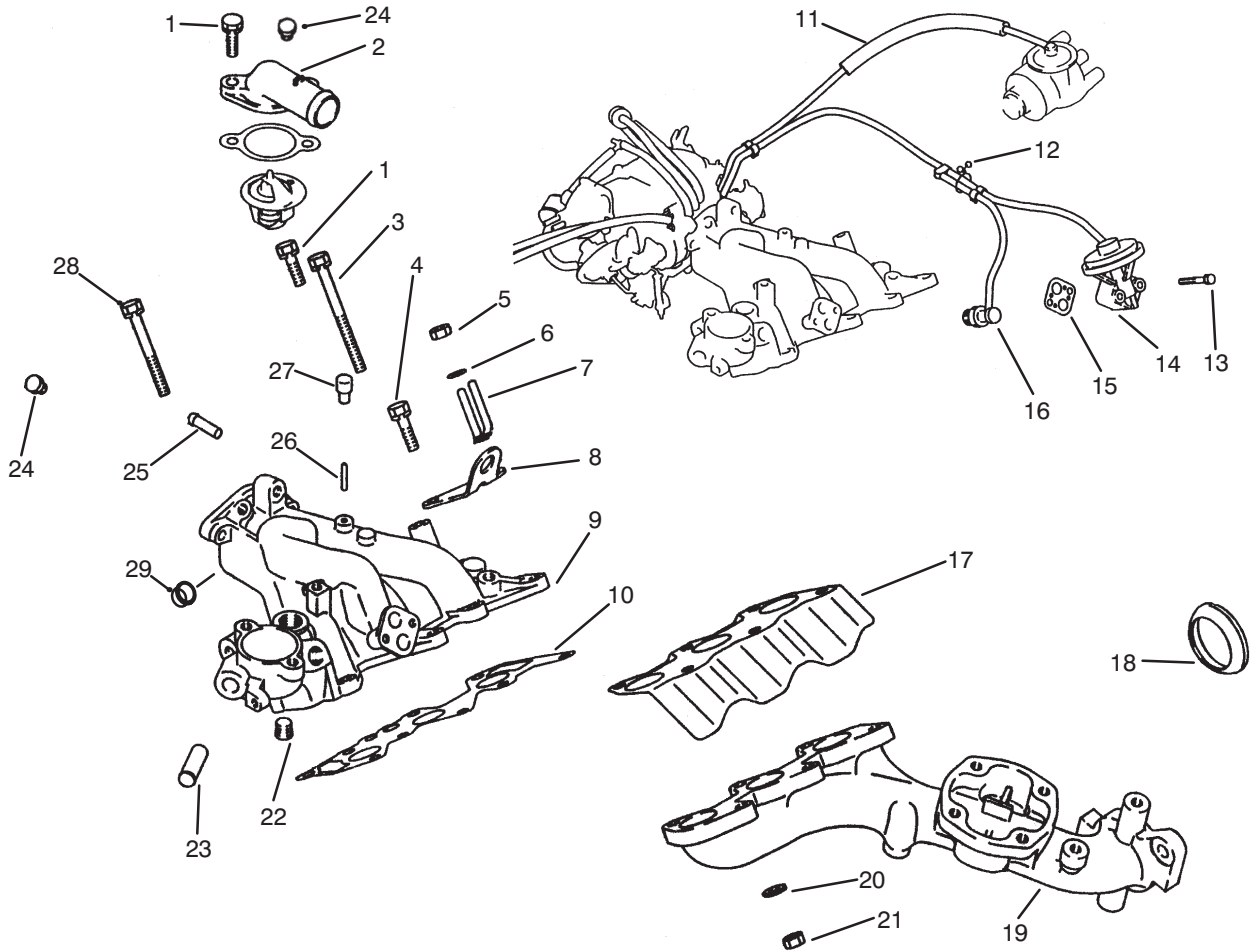


T-1639

WATER PUMP & THERMOSTAT ASSEMBLY

Ref. No.	Part No.	Description	No. Used
1	92-2041	V-Belt	1
2	92-5112	Bolt - Flange Head	4
3	92-2040	Pulley	1
4	92-2142	Bolt/washer	3
5	92-2060	Assembly - Water Pump (Incl. Ref.#6)	1
6	92-1989	Gasket	1
7	92-1950	Gasket	1
8	92-2039	Kit - Thermostat (Incl. Ref.#7)	1
9	92-5160	Valve - Thermostat	1
10	92-5161	Gasket	1

Ref. No.	Part No.	Description	No. Used
11	92-1933	Gauge - Water Temperature	1
12	54-1400	Clip	4
13	92-1924	Hose - Water By-Pass	1
14	92-2009	Hose - By-Pass	1
15	92-2024	Pipe - Water	1
16	92-2132	Bolt	1
17	92-1908	O-Ring	1
18	92-2008	Cover	1
19	92-2138	Bolt	2
20	42-9400	Bolt	2
21	92-2155	Gasket - Water Inlet	1

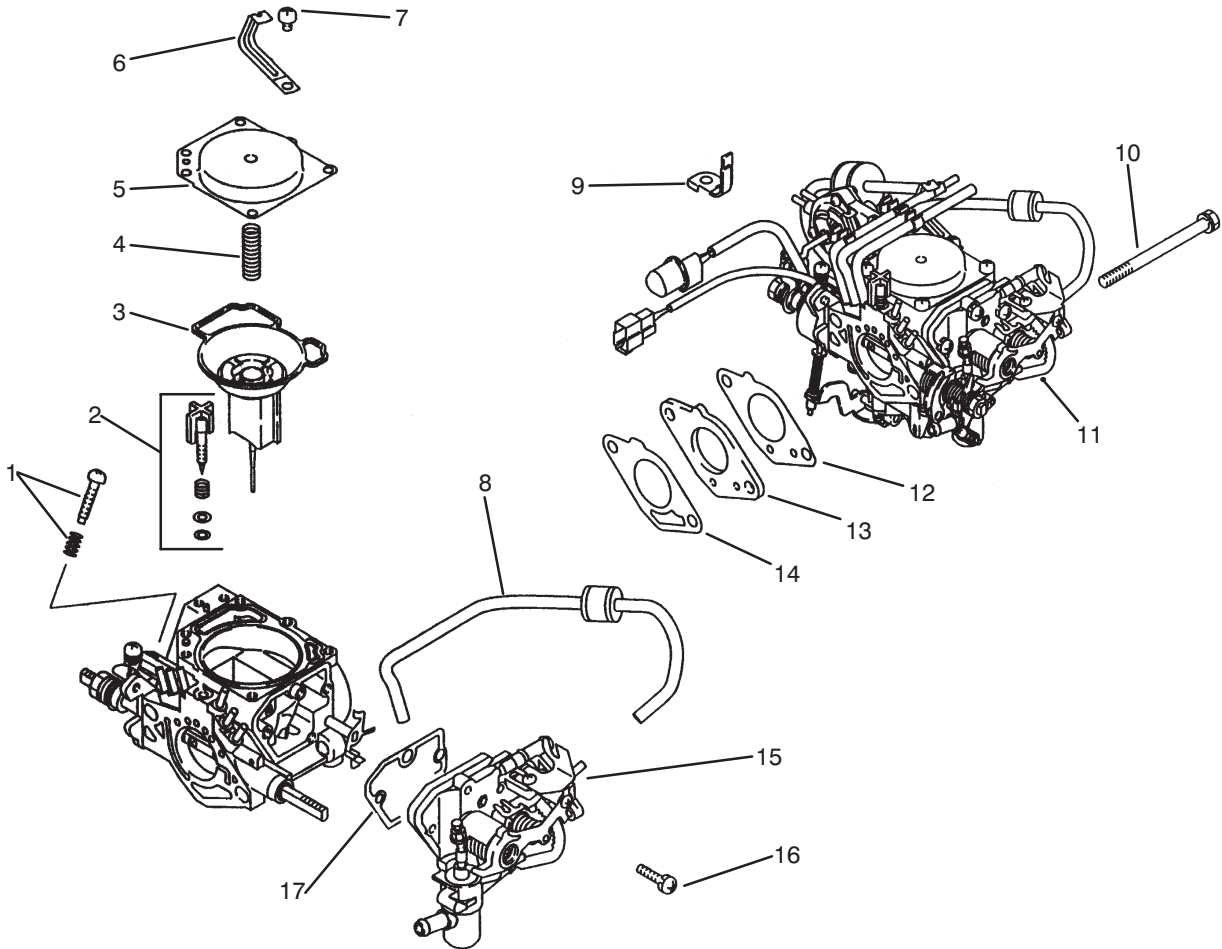


T-1640

EXHAUST & INTAKE MANIFOLD ASSEMBLY

Ref. No.	Part No.	Description	No. Used
1	92-2138	Bolt	3
2	92-2157	Outlet – Water	1
3	92-2141	Bolt	2
4	92-2139	Bolt	1
5	67-4670	Nut	2
6	67-3260	Washer	2
7	92-1901	Clip	1
8	92-1963	Mount – Engine	1
9	92-2054	Manifold – Intake (Incl. Ref.#22, 23, 25 & 26)	1
10	92-1993	Gasket – Intake	1
11	92-5164	Assembly – Hose	1
12	92-5165	Clip	1
13	92-5166	Bolt	2
14	92-2016	Valve – EGR	1

Ref. No.	Part No.	Description	No. Used
15	92-5163	Gasket – EGR Valve	1
16	92-1906	Assembly – Valve	1
17	92-2036	Cover – Exhaust Manifold	1
18	92-2044	Gasket – Exhaust Ring	1
19	92-2023	Manifold – Exhaust	1
20	48-8030	Washer	6
21	48-7930	Nut	6
22	67-2390	Plug – Taper	1
23	92-1912	Pipe – Manifold	1
24	92-5162	Plug – Inlet	2
25	92-1917	Nipple	1
26	92-1951	Nipple	1
27	92-2002	Cap Inlet	1
28	92-2140	Bolt	1
29	92-2151	Cap – Plug	1

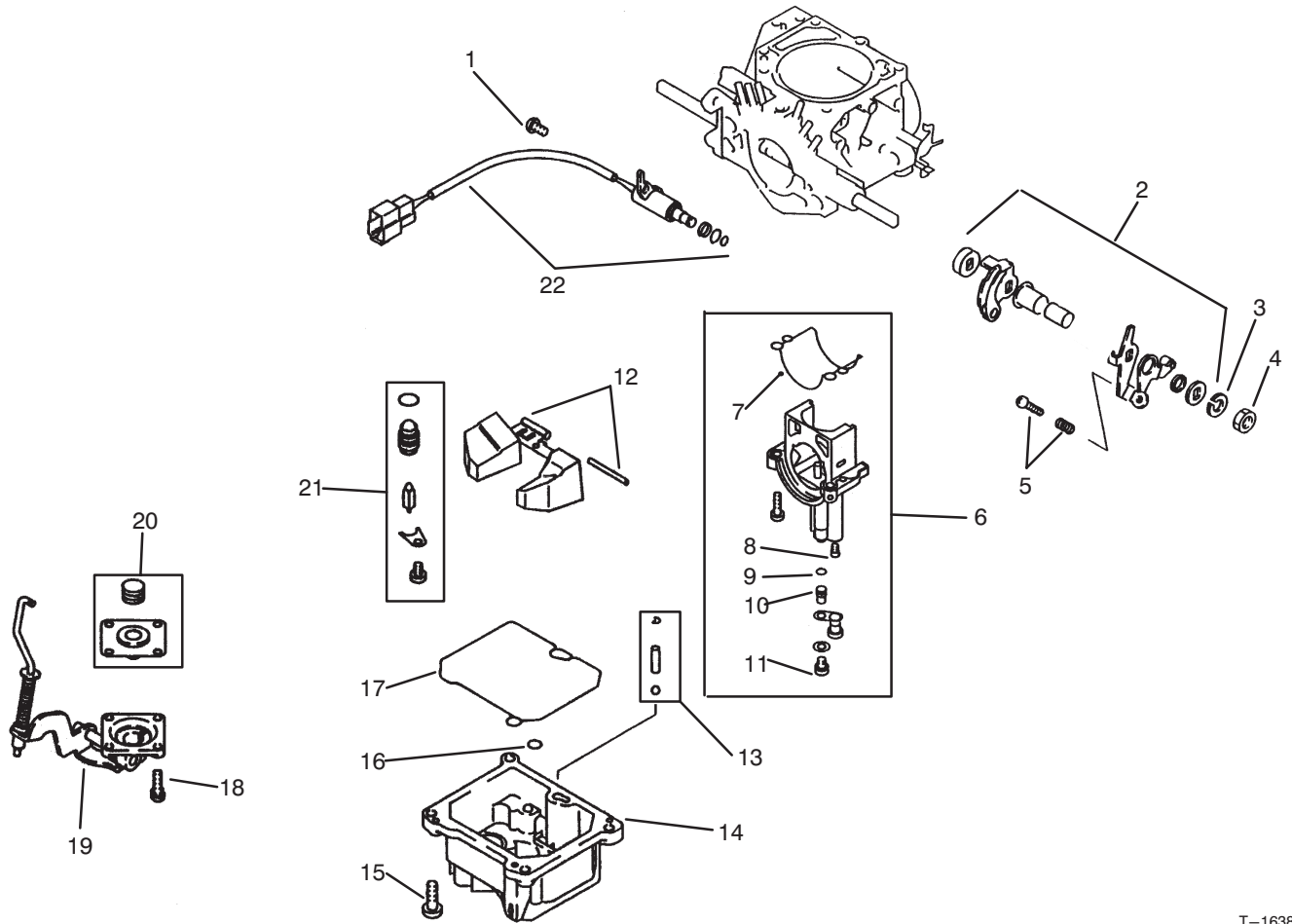


T-1637

CARBURETOR INSTALLATION ASSEMBLY

Ref. No.	Part No.	Description	No. Used
1	92-5136	Kit - Adjusting Screw	1
2	92-2111	Kit - Mixing Screw	1
3	92-5142	Valve - Carburetor Piston	1
4	92-5137	Spring	1
5	92-5126	Cover - Carburetor Top	1
6	92-5156	Clamp - Carburetor INR	1
7	92-5145	Screw	6
8	92-5134	Orifice - Choke	1
9	92-5155	Clamp - Carburetor	1

Ref. No.	Part No.	Description	No. Used
10	92-5157	Bolt	2
11	92-2058	Carburetor	1
12	92-2038	Kit - Gasket	1
13	92-5128	Insulator - Carburetor	1
14	92-2037	Kit - Gasket	1
15	92-5124	Body - Choke, Auto	1
16	92-5149	Screw	1
17	92-5143	Gasket - Choke, Auto	1

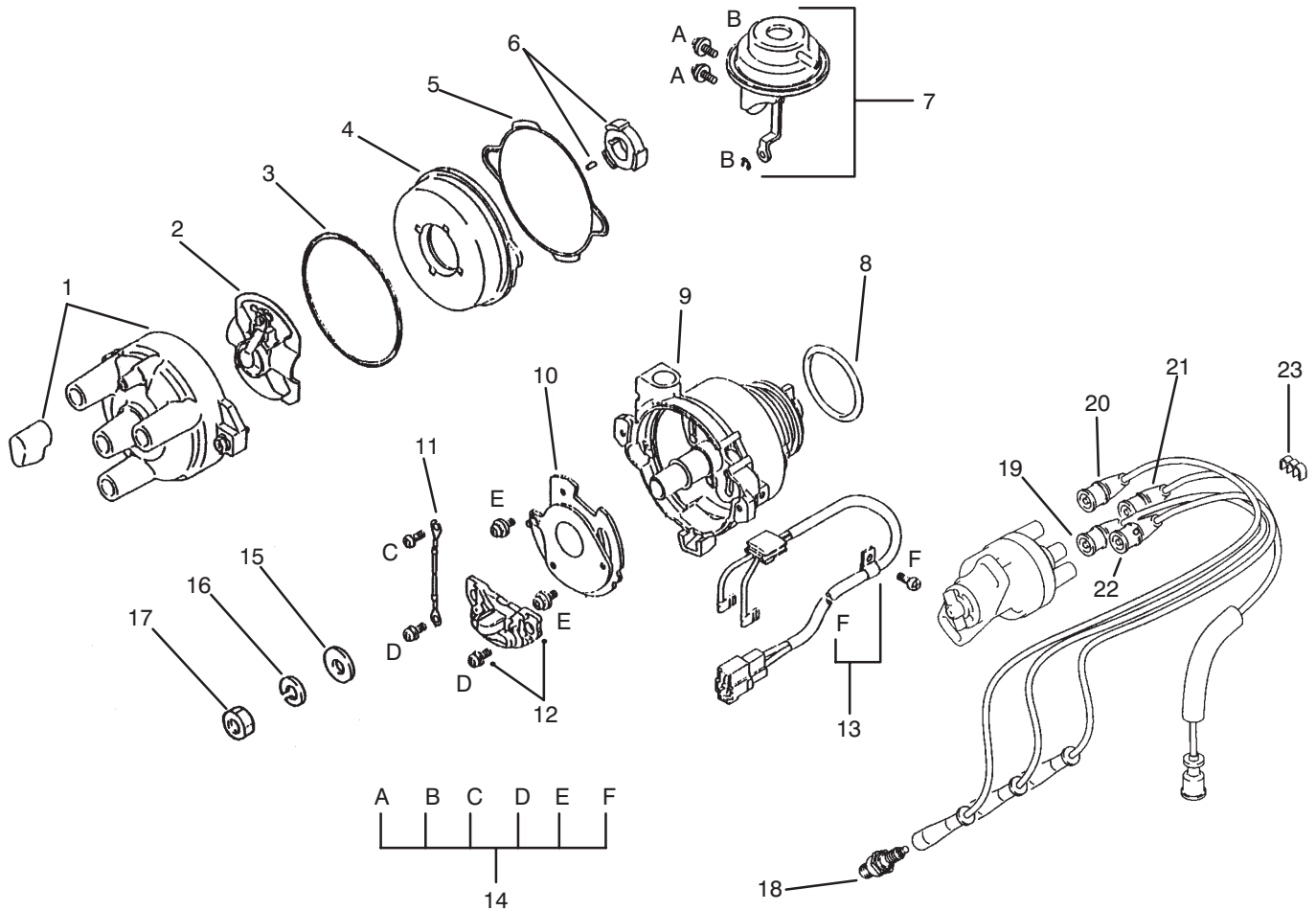


T-1638

CARBURETOR ASSEMBLY

Ref. No.	Part No.	Description	No. Used
1	92-5148	Screw	1
2	92-5133	Kit - Lever, Throttle	1
3	67-3260	Washer	1
4	92-5154	Nut - Carburetor, INR	1
5	92-5135	Kit - Screw Adjusting, Idle	1
6	92-5132	Kit - Holder, Main Jet (Incl. Ref.#7-11)	1
7	92-5152	O-Ring	1
8	92-5129	Jet - Pilot	1
9	92-5150	O-Ring	1
10	92-5130	Jet - Main	1
11	92-5131	Jet - Power	1

Ref. No.	Part No.	Description	No. Used
12	92-5127	Kit - Float & Pin	1
13	92-5125	Kit - Check Valve	1
14	92-5144	Cover - Float Chamber	1
15	92-5147	Screw	4
16	92-5151	O-Ring	1
17	92-5153	O-Ring	1
18	92-5146	Screw	4
19	92-2110	Cover - Acc. Pump	1
20	92-2154	Kit - Diaphragm	1
21	92-5140	Kit - Needle Valve	1
22	92-5141	Valve - Fuel Cut-Off	1



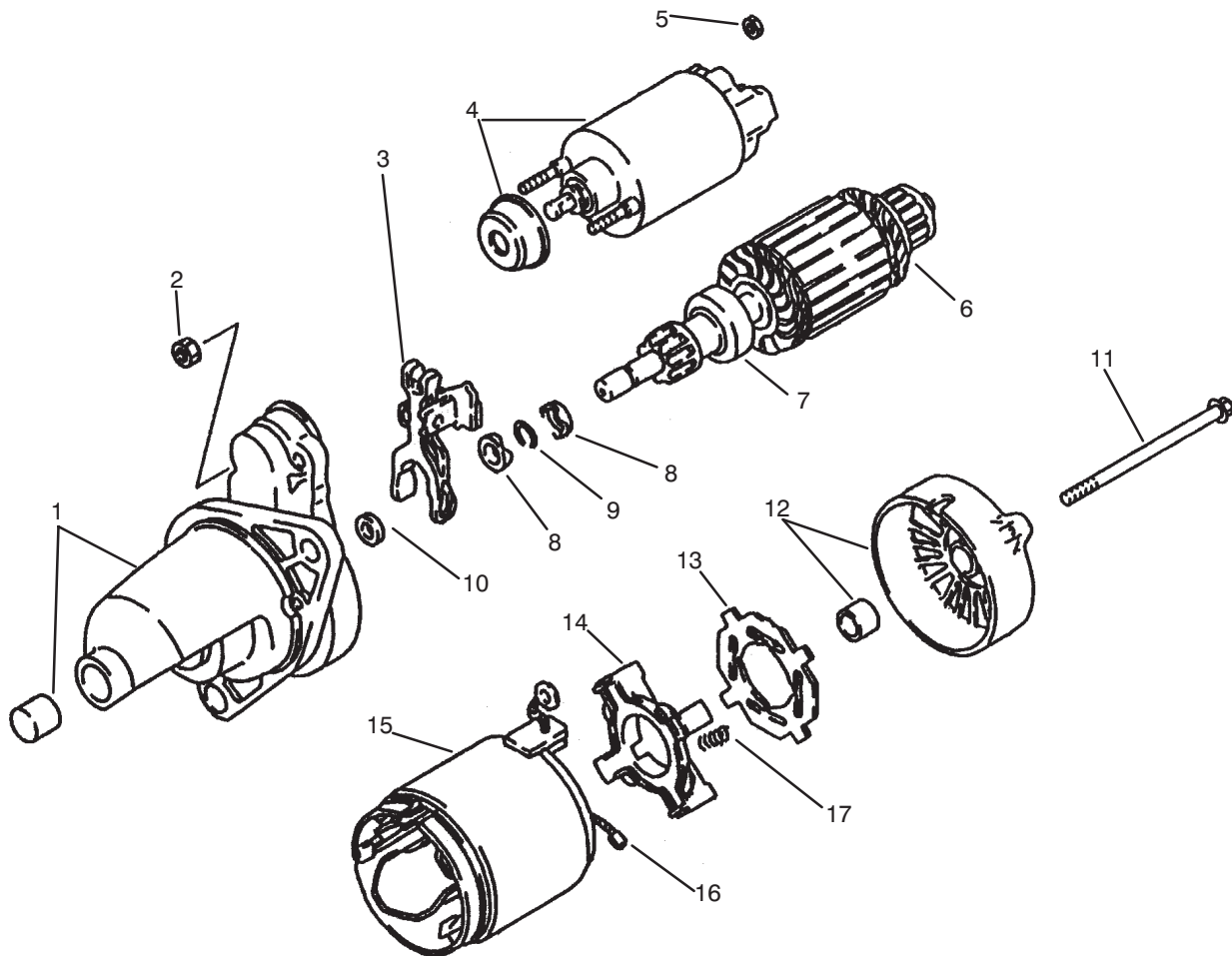
T-1643

DISTRIBUTOR ASSEMBLY

Ref. No.	Part No.	Description	No. Used
1	92-2114	Assembly - Cap	1
2	92-2113	Rotor	1
3	92-2120	Gasket	1
4	92-5170	Cover	1
5	92-5171	Gasket - Cover	1
6	92-2116	Assembly - Signal Rotor	1
7	92-2117	Chamber - Vacuum	1
8	92-2109	O-Ring	1
9	92-2122	Housing	1
10	92-2118	Plate	1
11	92-2119	Wire - Lead	1
12	92-2108	Igniter Set	1
13	92-2121	Wire Assembly - Lead	1
14	92-2115	Screw Set	1

Ref. No.	Part No.	Description	No. Used
15	92-2146	Washer	1
16	67-3260	Washer	1
17	67-4670	Nut	1
18	92-2153	Plug - Spark	3
19	92-2030	Wire - Spark Plug, #2	1
20	92-2029	Wire - Spark Plug, #1	1
21	92-2028	Wire - High Tension	1
22	92-2031	Wire - Spark Plug, #3	1
23	92-5172	Clamp	1
*	92-2043	Assembly - Distributor (Incl. Ref.#1-14)	1
*	92-2125	Assy. - Spark Plug Wire Set (Incl. Ref.#19-22)	1

*Not Illustrated



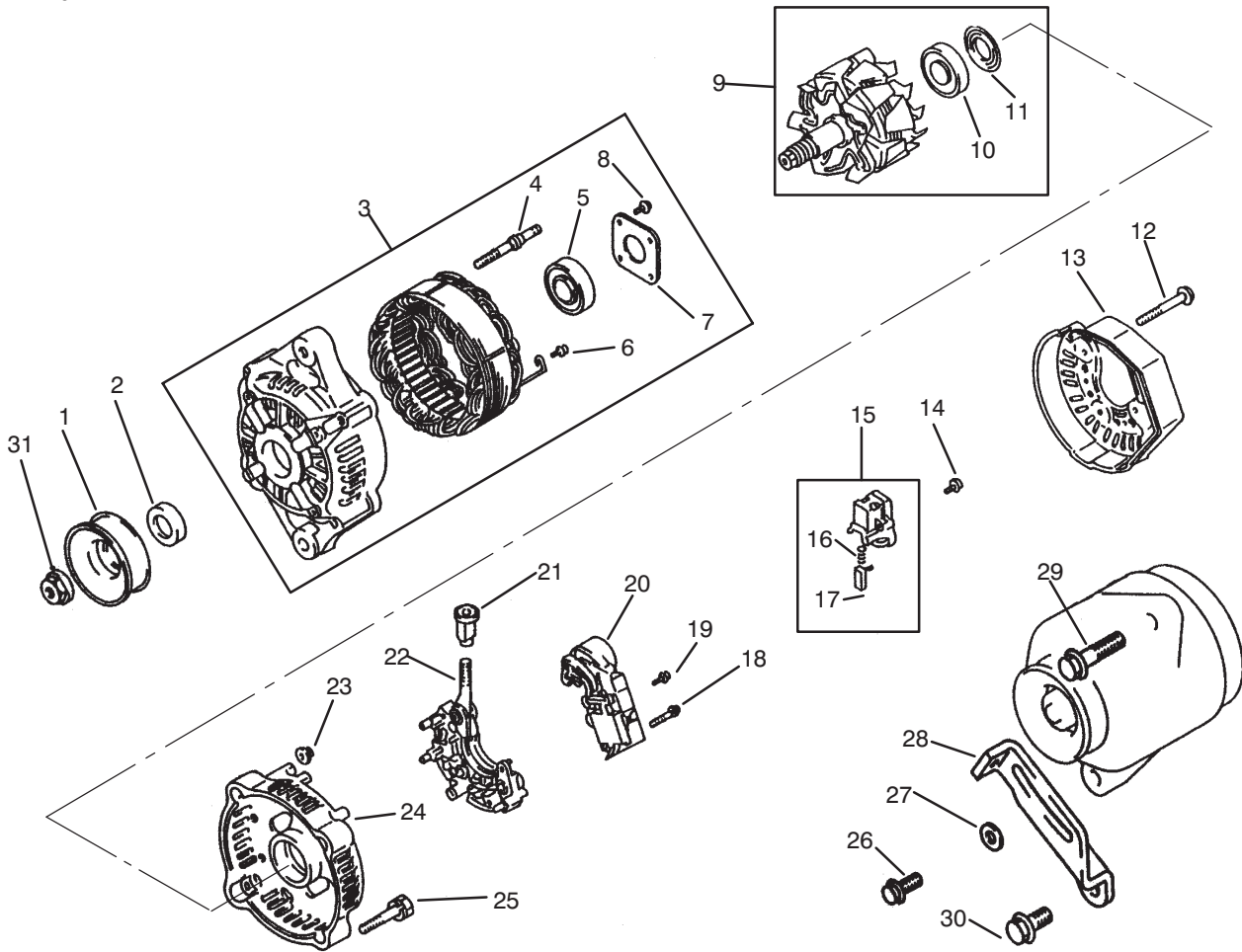
T-1641

STARTER ASSEMBLY

Ref. No.	Part No.	Description	No. Used
1	92-5167	Bracket - Front	1
2	92-2106	Nut	2
3	92-2102	Lever - Clutch	1
4	92-2095	Kit - Switch	1
5	92-2107	Nut	1
6	92-2093	Armature	1
7	92-2094	Clutch	1
8	92-2097	Nut	2
9	92-2096	Ring - Snap	1
10	92-2098	Washer	1

Ref. No.	Part No.	Description	No. Used
11	92-2099	Bolt	2
12	92-5168	Bracket - Rear	1
13	92-2092	Insulator	1
14	92-2091	Assembly - Holder	1
15	92-2088	Yoke (Incl. Ref.#16)	1
16	92-2089	Brush	4
17	92-2090	Spring	4
*	92-2055	Assembly - Starter (Incl. Ref.#1-17)	1

*Not Illustrated



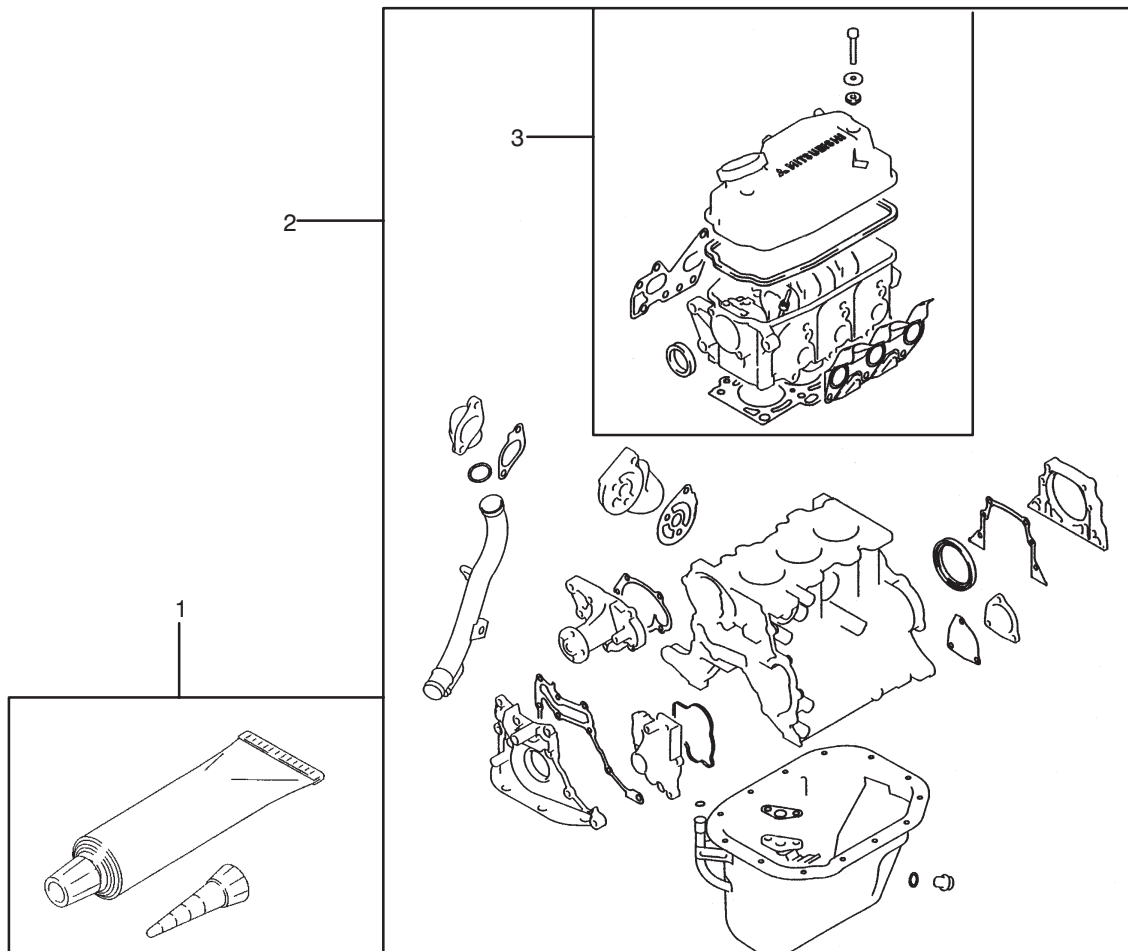
T-1642

ALTERNATOR ASSEMBLY

Ref. No.	Part No.	Description	No. Used
1	92-5169	Pulley	1
2	92-2079	Collar	1
3	92-2103	Assembly - Bracket, Front (Incl. Ref.#4-8)	1
4	92-2078	Bolt	2
5	92-2065	Bearing	1
6	92-2085	Screw W/washer	6
7	92-2076	Plate	1
8	92-2077	Screw	4
9	92-2075	Assembly - Rotor (Incl. Ref.#10-11)	1
10	92-2070	Bearing	1
11	92-2069	Cover - Bearing	1
12	92-2087	Bolt W/washer	3
13	92-2081	Cover - End	1
14	92-2085	Screw W/washer	6
15	92-2073	Assembly - Holder (Incl. Ref.#16-17)	1

Ref. No.	Part No.	Description	No. Used
16	92-2067	Spring - Brush	2
17	92-2068	Brush	2
18	92-2071	Screw	2
19	92-2086	Screw W/washer	1
20	92-2084	Regulator	1
21	92-2083	Bushing	1
22	92-2082	Rectifier	1
23	92-2066	Nut	2
24	92-2080	Frame - End	1
25	92-2100	Bolt	2
26	92-2133	Bolt - Flange Head	1
27	92-1984	Washer	1
28	92-2011	Brace	1
29	92-1932	Bolt	1
30	92-2134	Bolt - Flange Head	1
31	92-2156	Nut - Alternator	1
*	92-2025	Assembly - Alternator (Incl. Ref.#1-25 & 31)	1

*Not Illustrated



T-1629

GASKET KIT

Ref. No.	Part No.	Description	No. Used
1	92-5100	Gasket - Liquid	1
2	92-2127	Kit - Overhaul Gasket	1

Ref. No.	Part No.	Description	No. Used
3	92-2126	Kit - Gasket, Upper	1

TORO PART NUMBER INDEX

Part No.	Description	Pg. No.	Ref. No.	Qty.	Part No.	Description	Pg. No.	Ref. No.	Qty.
111071	Bumper	14	4	2	39-7420	Washer - Lock	6	42	1
116749	Horn Assembly	1	21	1	39-7440	Nut - Lock	5	23	1
146489	Rivet - Pop	1	28	8	39-7440	Nut - Pitman Arm	6	41	1
5-3637	Washer - Flat	41	7	1	42-3560	Screw - Shoulder	16	15	1
18-1520	Filter - Fuel	42	5	1	42-7160	Pin - Dowel	52	12	3
18-1720	Joint - Ball	31	29	1	42-7860	Lock - Valve	54	26	12
18-2830	Horn Switch Assembly	2	31	1	42-9400	Bolt	57	20	2
18-4260	Assy. - Screw/Lockwasher	6	9	2	42-9400	Bolt/washer	56	2	8
18-4270	Clamp - Ball Return Guide	6	8	1	42-9530	Screw - Cap Hex. Hd.	35	10	25
18-4340	Plug - Rack Piston End	6	6	1	42-9530	Screw - Cap Hex. Hd.	12	18	9
18-5160	Seal Kit - Pitman Shaft	7	*	1	42-9560	Stud	50	14	3
18-5170	Seal Kit - Valve Ring	7	*	1	42-9580	Nut - Hex.	30	12	3
18-5180	Bearing Kit - Lower Thrust	7	*	1	42-9850	Washer - Lock	12	17	12
18-5190	Ball - Chrome Alloy	6	10	11	42-9850	Washer - Lock	38	21	3
18-5430	Plug - Expansion	32	28	1	42-9850	Washer - Lock	35	32	42
18-5440	Spacer	32	27	2	43-1911	Fan	26	26	1
18-5450	Bearing	32	17	2	43-1950	Valve	45	9	1
18-5520	Lever - Rocker	32	25	1	43-4300	Trim	42	1	1
18-5530	Screw & Lockwasher	32	29	2	43-4300	Trim	30	41	2
18-5540	Retainer - Sleeve Stop	32	26	3	43-5150	Piston	46	11	1
18-5580	Seal - Oil, Front	32	37	1	43-6550	Ring - Retaining	5	10	2
18-5620	Screw	32	2	4	44-0760	Decal - Warning	18	33	2
18-5630	Washer - Lock	32	3	4	44-2230	Disc - Rubber	28	4	2
18-5640	Ring - Retaining	32	6	2	46-8091	Screw - Hex. Flange Hd.	26	8	2
18-5660	Pin - Pivot, Flyweight	32	32	2	47-2964	Hose - Fuel	42	9	1
18-5670	Retainer - Pivot Pin	32	33	2	48-7560	Screw - Cap Hex. Hd.	29	9	3
18-5750	Pin	32	16	1	48-7560	Screw - Cap Hex. Hd.	35	24	1
18-5770	Washer - Lock	32	7	2	48-7610	Bolt - Hex. Head	51	8	2
18-5790	Gasket	32	5	1	48-7610	Screw - Cap Hex. Hd.	12	27	4
19-4050	Knob	40	10	2	48-7650	Screw - Cap Hex. Hd.	42	3	2
19-4050	Knob	26	33	1	48-7700	Bolt	53	3	6
21-0360	Nut	9	6	1	48-7700	Screw - Cap Hex. Hd.	38	9	3
21-1830	Spring - Extension	8	30	1	48-7730	Screw - Cap Hex. Hd.	35	18	5
21-5640	Joint - Ball	31	9	2	48-7740	Screw - Cap Hex. Hd.	5	15	4
21-9260	Spacer	5	4	1	48-7890	Nut - Hex.	30	8	1
22-8330	Plug	47	1	2	48-7930	Nut	58	21	6
22-8340	Spring	47	3	2	48-7930	Nut - Hex.	35	2	1
22-8350	Ball	47	4	2	48-8030	Washer	58	20	6
22-8360	Pin - Cam	47	6	2	48-8070	Washer - Flat	5	6	1
22-8370	Seat-Check Valve	47	5	2	48-9480	Screw - Cap Hex. Hd.	30	20	2
22-8380	Retainer - Spring	47	10	2	48-9520	Nut - Lock	22	28	2
22-8410	Spring	47	11	1	48-9520	Nut - Lock	33	50	3
22-8420	Spool	47	8	1	49-7810	Nut - Lock	42	10	2
22-8480	Ring - Retaining, Spool	47	13	1	49-9150	Washer - Flat	16	2	1
22-8490	Ring - Retaining	47	14	1	49-9150	Washer - Flat	15	36	1
22-8500	O-Ring	47	9	2	52-2480	Spacer	30	24	2
23-3030	Spacer	47	12	1	52-2890	Bushing - Flange	8	24	2
23-7270	Nut - Lug	20	4	10	54-0110	Element - Oil Filter	33	38	1
23-7270	Nut - Lug	23	18	10	54-1400	Clip	57	12	4
26-0071	Bumper	1	9	2	55-7120	Switch - Brake Light	8	9	1
27-2360	Ignition Switch Assembly	2	43	1	55-7290	Battery	40	9	1
27-6590	Spacer - Thick	28	7	4	56-0100	Plug - Taper	49	9	1
27-6600	Spacer - Thin	28	3	4	56-2150	Screw - Cap Hex. Hd.	12	10	4
28-8200	O-Ring	6	27	1	56-7973	Clamp - Hydraulic Tube	44	17	4
28-8210	Bolt - Flange Hex. Hd.	6	17	4	57-6380	Screw - Cap Hex. Hd.	30	22	2
28-8220	Nut - Lash Adjuster	6	16	1	57-6380	Screw - Cap Hex. Hd.	12	31	3
28-8270	Seal Service Kit - End Plug	7	*	1	58-4250	Magnet	26	31	2
28-8280	Seal Kit - Side Cover	6	14	1	59-2290	Spacer	29	19	1
28-8290	Seal Service Kit	7	*	1	60-6750	Screw - Cap Hex. Hd.	35	4	11
33-1300	Assembly - Element	43	5	1	62-5550	Decal - TORO	1	2	1
33-1310	Baffle	43	8	1	62-7650	Gasket - Sending Unit	41	3	1
33-1330	Assembly - Nut	43	6	1	63-6940	Hose - Fuel	30	45	1
33-1340	Clamp Assembly	43	7	1	63-7590	Relay	30	16	1
33-1350	Band Assembly	43	3	2	63-7640	Unit - Sending	41	4	1
33-3090	Bushing - Flange	18	7	4	63-8140	Pulley	26	15	1
36-3400	Decal - No Step	40	11	1	63-8140	Pulley	31	19	1
39-7310	O-Ring	6	35	3	63-8360	Key - Ignition	2	10	1
39-7310	Seal - O-Ring	44	29	2	63-9640	Hose - Fuel	41	12	2
39-7420	Washer - Lock	5	22	1	65-5100	Handle	26	6	1

*Not Illustrated

TORO PART NUMBER INDEX (Cont.)

Part No.	Description	Pg. No.	Ref. No.	Qty.	Part No.	Description	Pg. No.	Ref. No.	Qty.
65-5220	Screw – Hex. Socket Hd.	15	40	3	87-1480	Rod End Assy. – RH Thread	20	24	2
65-5360	Spring – Extension	5	35	1	87-1490	Spring – Leaf	22	15	2
65-5390	Washer – Flat	30	39	4	87-1500	Steering Gear (Complete)	7	*	1
66-3160	Screw – Cap Hex. Hd.	12	1	2	87-1500	Steering Gear Assembly	5	20	1
66-3160	Screw – Cap Hex. Hd.	31	12	2	87-1510	Muffler & Tailpipe	30	53	1
66-3160	Screw – Cap Hex. Hd.	33	24	7	87-1680	Chamber – Air	30	3	1
66-3160	Screw – Cap Hex. Hd.	30	27	1	87-1720	Nut – Supervisor Switch	2	18	1
66-3160	Screw – Cap Hex. Hd.	30	40	4	87-1840	Drum – Brake	23	15	2
66-3160	Screw – Cap Hex. Hd.	30	49	1	87-1900	Housing – Bell	12	8	1
66-3240	Cap – Radiator	26	5	1	87-1910	Pin – Alignment	12	11	2
66-6840	Decal – Caution	22	32	2	87-1920	Seal – Shaft	12	6	2
67-2250	Bolt	49	11	8	87-1960	Engine Assembly	30	9	1
67-2360	Bushing	49	12	4	87-1970	Bearing Matched Set	23	20	2
67-2390	Plug – Taper	49	16	1	87-2000	Screen – Radiator	26	7	1
67-2390	Plug – Taper	58	22	1	87-2040	Lever – Shift	15	16	1
67-2560	Bolt/washer	56	1	5	87-2100	Bearing – Release	12	23	1
67-3260	Washer	60	3	1	87-2110	Tail Light Assembly	48	10	1
67-3260	Washer	58	6	2	87-2120	Headlight Assembly	1	3	2
67-3260	Washer	61	16	1	87-2240	Housing – Axle	23	7	2
67-4330	Filter – Oil	56	9	1	87-2260	Boot – Shift Lower	15	28	1
67-4670	Nut	58	5	2	87-2280	Bearing	5	25	3
67-4670	Nut	61	17	1	87-2310	Clevis – Cable	33	36	3
68-9950	Spring – Extension	33	44	1	87-2400	Lever – Throttle	31	22	1
70-2100	Assembly – Thrust Sleeve &	32	31	1	87-2410	Rod – Tie	20	17	2
70-2120	Spacer	32	35	1	87-2420	Boot	19	19	4
70-2140	Bearing – Front	32	36	1	87-2440	Bumper	1	7	2
70-2150	Flyweight	32	9	2	87-2480	Link – Stabilizer	18	24	2
71-2690	Hose – Fuel	42	7	1	87-2500	Sleeve – Spring Pivot	18	12	2
71-3381	Tube – Overflow	26	3	2	87-2510	Bracket – Seat Frame	14	11	2
71-4780	Seal – Oil, Rocker Shaft	32	18	1	87-2520	Tube – Pivot	15	21	1
71-5320	Washer – Flat	16	18	1	87-2540	Pedal – Brake	8	4	1
72-4310	Switch – Ball N.C.	33	46	1	87-2590	Shaft – Brake Pedal	8	46	1
72-5890	Shaft – Rocker	32	20	1	87-2610	Pin – Cotter	12	39	1
72-5910	Assembly – Bumper Screw	32	23	1	87-2640	Support – Master Cylinder	8	19	1
72-5940	Bearing – Needle	32	30	1	87-2650	Gusset	8	21	1
74-0720	Tube – Manual	14	1	1	87-2660	Support – Pedal LH	8	18	1
75-4701	Hose – Fuel	41	11	1	87-2670	Pedal – Accelerator	8	36	1
75-4701	Hose – Fuel	30	46	1	87-2710	Lever – Parking Brake	16	29	1
75-6820	Hourmeter	2	16	1	87-2720	Driveshaft	28	10	1
75-6880	Spark Arrestor (Optional)	30	51	1	87-2750	Spacer – Bearing	28	12	1
75-9610	Spacer	44	7	1	87-2760	Bracket – Ignition Coil	30	19	1
76-2290	Spacer	16	37	1	87-2780	Hose – Brake Front	10	5	2
76-4430	Fitting – Fuel 90°	41	9	1	87-2780	Hose – Brake Front	19	8	2
76-8750	Plate – Warning	26	40	1	87-2790	Tube – Brake LH	19	*	1
76-9100	Spacer	29	13	2	87-2800	Tube – Brake RH	19	20	1
76-9100	Spacer – Hi-Lo Lever	15	35	1	87-2810	Tube – Brake	10	10	1
80-6990	Washer	23	38	4	87-2820	Bracket – Hose	20	15	2
80-6990	Washer – Flat	33	49	3	87-2830	Tube – Brake	10	1	1
80-8040	Decal – Caution	28	1	1	87-2840	Tube – Brake	10	7	1
84-1680	Ring – Retaining	46	7	1	87-2850	Tube – Brake	10	13	1
87-0150	Tower – Control Arm RH	18	9	1	87-2860	Tube – Brake	10	15	1
87-0160	Tower – Control Arm LH	18	*	1	87-2870	Bracket – Brake Hose	19	4	2
87-0170	Arm – Control Upper RH	19	21	1	87-2880	Shaft – Accelerator Pedal	8	45	1
87-0180	Arm – Control Upper LH	19	*	1	87-2890	Cradle – Reservoir	8	14	1
87-0210	Arm – Control Lower RH	19	18	1	87-2900	Spring – Compression	15	24	1
87-0220	Arm – Control Lower LH	19	*	1	87-2910	Support – Pedal RH	8	3	1
87-0270	Drum – Brake	20	7	2	87-3000	Rim – Rear 23	23	*	2
87-0330	Mount – Engine	29	7	1	87-3010	Brake Assembly – RH	20	10	1
87-0370	Arm – Pitman	5	21	1	87-3010	Front Brake Assembly – RH	21	*	1
87-0650	Fuel Tank Assembly	41	2	1	87-3020	Brake Assembly – LH	20	*	1
87-0660	Hose – Reservoir Rear	8	17	1	87-3020	Front Brake Assembly – LH	21	*	1
87-0670	Hose – Reservoir Front	8	16	1	87-3030	Master Cylinder Assembly	8	35	1
87-0690	Spring – Compression	18	15	2	87-3040	Brake Fluid Reservoir Assy.	8	11	1
87-0710	Hood	1	1	1	87-3050	Radiator Assembly	26	30	1
87-0720	Frame – Engine	29	17	1	87-3060	Washer – Flat	23	25	2
87-0740	Key – Supervisor Switch	2	17	1	87-3070	Cable – Positive	30	10	1
87-1430	Joint – Ball	19	16	4	87-3080	Wire – Ground	30	25	1
87-1450	Bushing – Rubber	19	1	8	87-3100	Lower Shaft Assembly	5	*	1
87-1470	Rod End Assy. – LH Thread	20	19	2	87-3110	Absorber – Shock	18	29	2

*Not Illustrated

TORO PART NUMBER INDEX (Cont.)

Part No.	Description	Pg. No.	Ref. No.	Qty.	Part No.	Description	Pg. No.	Ref. No.	Qty.
87-3110	Shock Absorber	22	8	2	87-3860	Link - Anti-Sway Bar	18	5	2
87-3120	Steering Column & Shaft	5	*	1	87-3890	Bracket - Anti-Sway Bar	18	18	2
87-3130	Lever - Tilt Steering	5	36	1	87-3900	Bracket - Cable	31	26	1
87-3140	Support - Rear	41	15	1	87-3910	Bushing - Anti-Sway Bar	18	19	2
87-3150	Support - Front	41	18	1	87-3920	Bushing - Rubber	18	4	16
87-3160	Strap - Tank Support	41	20	2	87-3920	Bushing - Rubber	22	7	8
87-3170	Pad - Tank Support Strap	41	21	2	87-3940	Mount - Spring RH	22	*	1
87-3180	Cover - Clutch	53	2	1	87-3960	Mount - Spring LH	22	18	1
87-3190	Disc - Clutch	53	1	1	87-3980	Shackle - Spring	22	11	4
87-3200	Belt - V	31	25	1	87-3990	Oil Strainer Assembly	33	26	1
87-3210	Belt - V	28	14	1	87-4010	Clamp - Anti-Sway Bar	18	20	2
87-3250	Mount - Bearing	5	26	3	87-4020	Spring - Extension	31	23	1
87-3260	Tube - Brake	10	12	1	87-4030	Supervisor Switch Assembly	2	29	1
87-3270	Tube - Brake RH	22	3	1	87-4060	Spacer - Bearing	23	21	2
87-3280	Tube - Brake LH	22	22	1	87-4070	Bumper - Front	1	14	1
87-3290	Tire - Rear 23	23	*	2	87-4080	Tube - Brake LH	23	6	1
87-3300	Tire	20	5	2	87-4090	Tube - Brake RH	23	1	1
87-3310	Clip - Brake Cable	23	8	2	87-4100	Hose - Brake	23	3	2
87-3310	Clip - Brake Cable	20	25	2	87-4100	Hose - Brake	22	5	2
87-3320	Cover - Wire Harness	2	49	1	87-4140	Warning Light Assembly	2	9	1
87-3370	Pulley	28	13	1	87-4210	Rod - Linkage	31	11	1
87-3390	Pulley	26	23	1	87-4230	Harness - Wire Front LH	2	41	1
87-3420	Hose - Air Cleaner	30	1	1	87-4240	Harness - Wire Rear	2	34	1
87-3430	Hose - Radiator Upper	26	29	1	87-4260	Cable Assembly	15	15	2
87-3430	Hose - Radiator Upper	30	29	1	87-4260	Shift Cable Assembly	34	51	2
87-3450	Plug	20	12	2	87-4340	Clamp - Cable	15	10	1
87-3460	Boot - Tilt Steering	5	2	1	87-4350	Lever - Hi-Lo	15	2	1
87-3470	Bumper - Spring	22	14	2	87-4420	Hi-Lo Cable Assembly	15	6	1
87-3480	Plate - Brake Equalizer	16	22	1	87-4420	Hi-Lo Cable Assembly	34	52	1
87-3500	Hose - Air Cleaner	30	33	1	87-4440	Driveshaft	28	5	1
87-3520	Clevis	15	27	1	87-4460	Differential Lock Cable	16	11	1
87-3530	Button - Shifter	15	29	1	87-4470	Bracket	33	23	1
87-3540	Link - Shift	15	20	2	87-4490	Bracket - Hold-Down	44	22	1
87-3560	Tee - Brake Line	10	9	1	87-4500	Rod - Pivot	44	2	1
87-3560	Tee - Brake Tube	22	23	1	87-4510	Rod - Connecting	44	3	1
87-3570	Fitting - Union	10	11	2	87-4520	Bracket - Dump Valve	45	27	1
87-3580	Retainer	22	4	2	87-4540	Hydraulic Tube Assembly	44	20	1
87-3580	Retainer	20	14	2	87-4560	Tube - Hydraulic	44	14	1
87-3580	Retainer - Brake Hose	23	2	2	87-4560	Tube - Hydraulic	45	33	1
87-3580	Retainer - Brake Hose	19	3	2	87-4710	Spacer - Barking Brake	16	13	1
87-3580	Retainer - Brake Hose	10	6	2	87-4720	Plate - Steering Boot	5	3	1
87-3590	Seal - Bearing	23	22	2	87-4730	Guard - Belly	29	15	2
87-3590	Seal - Bearing	20	26	2	87-4750	Bracket - Governor	31	14	1
87-3600	Spacer	18	3	10	87-4760	Bushing	22	12	12
87-3610	Bracket - Detent	5	34	1	87-4770	Bracket - High Idle Stop	31	4	1
87-3620	Shield - Heat	30	23	1	87-4790	Arm - Accelerator Pedal	8	38	1
87-3650	Pin - Shift	15	18	1	87-4820	Bracket - Cable	33	27	1
87-3660	Spring - Compression	15	30	1	87-4870	Hose - Hydraulic	45	4	1
87-3670	Hose - Hydraulic	45	21	1	87-4880	Hose - Hydraulic	45	3	1
87-3670	Hose - Hydraulic	34	54	1	87-4900	Hose - Hydraulic	45	31	1
87-3680	Assembly - Relief Valve	44	*	1	87-4910	Hose - Hydraulic	45	13	1
87-3700	Screw - Cap Hex. Hd.	29	8	4	87-4920	Hose - Hydraulic	33	41	1
87-3700	Screw - Cap Hex. Hd.	31	16	1	87-4960	Clamp - Cable	15	42	1
87-3710	Overflow Reservoir Assembly	26	1	1	87-4970	Engine Mount Assembly	29	3	2
87-3720	Retainer - Cylinder	45	17	2	87-4970	Transaxle Mount Assembly	33	18	2
87-3730	Hose - Coolant	30	28	2	87-5030	Lever - Differential Lock	16	3	1
87-3740	Hose - Breather	30	7	1	87-5050	Hose - Radiator Lower	26	10	1
87-3750	Cover - Steering Wheel	5	9	1	87-5050	Hose - Radiator Lower	30	31	1
87-3760	Plate - Shift Boot	13	14	1	87-5060	Cushion - Seat Bottom	13	7	2
87-3770	Bushing - Sleeve	12	7	2	87-5070	Pulley - Crankshaft	30	38	1
87-3780	Box - Glove	2	3	1	87-5080	Spacer - Connecting	44	25	1
87-3790	Switch - Light	2	19	1	87-5100	Washer	33	17	4
87-3800	Bracket - Seat Bottom	13	3	3	87-5100	Washer - Flat	29	4	4
87-3820	Wheel - Steering	5	7	1	87-5110	Support - Lower	40	19	1
87-3830	Brake Assembly RH	23	*	1	87-5120	Bracket - Battery Base	40	15	1
87-3830	Rear Brake Assembly - RH	25	*	1	87-5130	Cover - Battery Base	40	12	1
87-3840	Brake Assembly LH	23	9	1	87-5140	Nut - Lock	44	8	1
87-3840	Rear Brake Assembly - LH	25	*	1	87-5150	Screw - Cap Hex. Hd.	44	4	1
87-3850	Bar - Anti-Sway	18	17	1	87-5290	Shaft - Release	12	5	1

*Not Illustrated

TORO PART NUMBER INDEX (Cont.)

Part No.	Description	Pg. No.	Ref. No.	Qty.	Part No.	Description	Pg. No.	Ref. No.	Qty.
87-5300	Fork - Clutch	12	20	1	87-7050	Cap - Reservoir	26	43	1
87-5320	Guide - Release	12	22	1	87-7070	Skirt Assembly	13	2	1
87-5330	Washer	18	2	8	87-7090	Assembly - Frame, R.O.P.S.	17	1	1
87-5340	Seal Kit - Tie Rod End	20	*	4	87-7110	Assembly - Axle, Rear	23	5	1
87-5350	Bracket - Switch	12	15	1	87-7120	Assembly - Shroud, Fan	26	13	1
87-5360	Lever	12	12	1	87-7150	Assembly - Cradle, Spring	18	13	2
87-5370	Rear Tire & Wheel Assembly	24	*	2	87-7160	Assembly - Clevis, Cable	15	7	1
87-5490	Switch - Neutral	12	16	1	87-7170	Bracket - Clutch Spring	33	45	1
87-5560	Hub - Wheel	20	8	2	87-7270	Washer - Flat	23	23	6
87-5580	Fuel Gauge Assembly	2	15	1	87-7470	Plate - Clamp	22	16	2
87-5590	Temperature Gauge Assy.	2	8	1	87-7480	Washer - Flat	22	34	8
87-5700	Hydraulic Pump Assembly	26	19	1	87-7570	Retainer - Reservoir	8	12	1
87-5720	Rim	20	6	2	87-7600	Rod - Battery Support	40	21	1
87-5730	Hose - Hydraulic	33	4	1	87-7610	Tab - Battery Support	40	3	1
87-5750	Plate - Tail Light LH	48	12	1	87-7620	Shield - Plastic	40	14	1
87-5770	U-Bracket - Tail Light	48	5	1	87-7660	Clamp - Brake Line	10	2	8
87-5800	Bracket - Mount	33	21	2	87-7930	Decal - Danger	14	6	1
87-5910	Decal - Supervisor	3	55	1	87-7930	Decal - Warning	45	32	2
87-5920	Decal - Danger	13	26	1	87-7930	Decal - Warning	46	13	1
87-5930	Decal - Caution	13	10	1	87-7940	Stud	14	8	1
87-5940	Decal - Rollover	17	2	1	87-7950	Bed Support Assembly	14	7	1
87-5960	Decal - Axle Range	13	11	1	87-7960	Lever - Shift Arm	33	48	2
87-5970	Decal - PTO	13	16	1	87-7970	Arm - Shift	33	15	1
87-5980	Decal - ROPS	17	3	2	87-7990	Hydraulic Cylinder Assy.	45	16	2
87-5990	Decal - PTO	23	39	1	87-8080	Console Plate Assembly	13	21	1
87-6000	Decal - Differential Lock	13	17	1	87-8110	Lever Support Assembly	15	14	1
87-6010	Decal - Dump Hydraulics	13	19	1	87-8120	Bracket - Trim Side	1	11	2
87-6020	Decal - Parking Brake	13	20	1	87-8130	Bracket - Trim Top	1	19	1
87-6040	Bracket - Shifter	15	22	1	87-8160	Trim	1	20	1
87-6060	Decal - ATF	23	4	1	87-8230	Support - Fan	26	16	1
87-6170	Frame - Seat	14	14	1	87-8240	Cable - Parking Brake	16	24	2
87-6240	Bracket - Seat Back	14	23	4	87-8250	Plate - Shift Arm	33	10	1
87-6250	Plate - Tail Light RH	48	*	1	87-8440	Assembly - Rear Frame	22	2	1
87-6270	Socket & Bulb Assembly	3	60	4	87-8460	Bumper	12	34	1
87-6280	Plate - Seat Back	14	18	2	87-8480	Bracket - Clutch	12	43	1
87-6290	Cushion - Seat Back	14	17	2	87-8500	Front Wire Harness Assy.	2	47	1
87-6300	Lens	48	7	1	87-8520	Decal - Dash	3	56	1
87-6310	Gasket	48	9	1	87-8540	Control Panel Assembly	2	53	1
87-6320	Bulb - Headlight	1	5	2	87-8590	Clutch Cable Assembly	12	36	1
87-6330	Lens - Headlight	1	6	2	87-8600	Accelerator Cable Assembly	31	1	1
87-6370	Rear Tire & Wheel Assembly	24	*	2	87-8600	Cable - Accelerator	8	40	1
87-6490	Spring	32	13	1	87-8620	Boot - Shift	13	13	1
87-6510	Assembly - Shaft & Yoke	32	34	1	87-8640	Washer - Flat	15	26	1
87-6520	Body	32	24	1	87-8640	Washer - Flat	30	48	1
87-6530	Assembly - Throttle Lever	32	22	1	87-8700	Screw - Cap Hex. Hd.	23	36	4
87-6540	Bolt - Eye	32	21	1	87-8710	Tab - Clutch	12	42	1
87-6550	Pin - Forced Idle	32	14	1	87-8720	Governor Assembly	31	24	1
87-6560	Cover	32	4	1	87-8730	Stud - Drive	20	9	10
87-6570	Foam - Seal	15	38	1	87-8730	Stud - Drive	23	12	10
87-6580	Stud - Lever Pivot	32	11	1	87-8740	Stub - Axle	23	14	2
87-6590	Assy. Lever & Fitting	32	10	1	87-8750	Driveshaft Assembly	24	*	2
87-6620	Screw	1	10	15	87-8780	Head - Oil Filter	33	43	1
87-6620	Screw - Torx Pan Hd.	12	40	2	87-8820	Hub - Pulley	32	38	1
87-6640	Lever - Dump Stop	16	14	1	87-8830	Pulley	32	1	1
87-6660	Fender - Rear 24	48	17	2	87-9060	Decal - Quick Reference	13	23	1
87-6670	Decal - Fuse Block	3	54	1	87-9080	Decal - Grease	23	43	2
87-6690	Guard - Induction Chamber	22	29	1	87-9250	Transaxle Assembly	33	22	1
87-6700	Decal - Workman 3200	1	15	1	87-9300	Door - Clean Out	26	34	1
87-6710	Switch - Supervisor	33	33	1	87-9310	Hose - Air Cleaner	42	15	1
87-6720	Knob	15	17	1	87-9320	Mudflap	1	26	2
87-6740	Tire - Rear 24	23	16	2	87-9330	Bracket - Mudflap LH	1	23	1
87-6750	Rim - Rear 24	23	19	2	87-9340	Bracket - Mudflap RH	1	*	1
87-6870	Bracket - Front	48	15	2	87-9350	Hydraulic Tube Assembly	44	16	1
87-6890	Hold - Hand	13	1	1	87-9390	Cup	43	9	1
87-6910	Spring - Compression	33	13	1	87-9400	Valve	43	11	1
87-6950	Receiver - LH	17	6	1	87-9410	Air Cleaner (Complete)	43	*	1
87-6960	Receiver - RH	17	7	1	87-9410	Air Cleaner Assembly	42	17	1
87-7000	Decal - Load Rating	1	16	1	87-9420	Decal - Caution	26	35	1
87-7040	Bracket - Oil Filter	33	2	1	87-9430	Spindle - RH	20	13	1

*Not Illustrated

TORO PART NUMBER INDEX (Cont.)

Part No.	Description	Pg. No.	Ref. No.	Qty.	Part No.	Description	Pg. No.	Ref. No.	Qty.
87-9440	Spindle - LH	20	*	1	92-0748	Gear - Pinion	39	12	2
87-9480	Fender - Front	13	24	2	92-0749	Shaft - Pinion	39	23	1
87-9520	Operators Platform Assy.	1	17	1	92-0750	Washer	39	13	2
87-9810	Foam - Overflow Tank	26	36	1	92-0753	Ring - Retaining	37	2	1
92-0650	Bearing - Ball	37	22	1	92-0753	Ring - Retaining	39	21	1
92-0651	Case - Transaxle	35	19	1	92-0754	Ring - Retaining	37	20	1
92-0652	Cover - Upper	35	7	1	92-0755	Ring - Retaining	36	11	1
92-0653	Cover - Side	35	9	1	92-0756	Ring - Retaining	39	5	3
92-0654	Carrier - Differential	35	17	1	92-0759	Ring - Retaining	35	22	1
92-0655	Cover - Seal	35	30	1	92-0760	Ring - Retaining	35	15	1
92-0656	Cover - P.T.O.	35	1	1	92-0761	Ring - Retaining	38	18	1
92-0657	Plate - Center	35	21	1	92-0762	Washer - Lock	35	3	1
92-0662	Cap - Oil	35	5	1	92-0763	Ring - Retaining	37	14	3
92-0663	Shaft - Main	37	16	1	92-0764	Ring - Retaining	36	3	3
92-0664	Hub - Synchro	37	12	2	92-0765	Pin - Alignment	35	8	4
92-0665	Key - Synchro	37	23	6	92-0765	Pin - Alignment	39	9	2
92-0666	Spring - Synchro	37	13	4	92-0768	Pin - Spring	39	15	2
92-0667	Ring - Synchro	37	6	3	92-0769	Pin - Spring	38	4	2
92-0668	Shifter - Synchro	37	7	2	92-0770	Pin - Spring	39	26	1
92-0672	Gear - 18T	37	19	1	92-0771	Pin - Spring	39	16	1
92-0673	Gear - 14T	37	21	1	92-0772	Key	37	17	2
92-0674	Shaft - Reduction	37	28	1	92-0773	Drain Plug Assembly	35	13	1
92-0677	Gear - 49T	37	31	1	92-0775	Bearing - Ball	39	6	2
92-0679	Gear - 23T	37	25	1	92-0775	Bearing - Ball	35	33	2
92-0680	Collar	37	26	1	92-0776	Bearing - Ball	39	29	1
92-0681	Bearing - Needle	37	30	2	92-0778	Bearing - Ball	37	11	2
92-0682	Washer - Thrust	37	29	1	92-0780	Bearing - Ball	39	3	1
92-0684	Gear - 33T	37	10	1	92-0781	Bearing - Needle	37	4	4
92-0687	Gear - 16T	37	18	1	92-0782	Bearing - Needle	37	33	1
92-0698	Shaft - Fork R-1	38	14	1	92-0783	Sleeve - Inner	36	5	1
92-0699	Shaft - Fork 2-3	38	7	1	92-0785	Ball	38	1	3
92-0700	Fork - Shift R-1	38	3	1	92-0787	O-Ring	39	22	1
92-0701	Fork - Shift 2-3	38	6	1	92-0788	O-Ring	35	6	1
92-0705	Lock - Spindle	38	20	1	92-0789	O-Ring	35	14	1
92-0706	Cap - Fork Shaft	35	25	1	92-0790	O-Ring	35	29	1
92-0708	Shaft - Fork Hi-Lo	38	16	1	92-0791	Seal - Oil	35	26	1
92-0709	Fork - Shift Hi-Lo	38	17	1	92-0793	Seal - Oil	35	16	2
92-0710	Counter Shaft Assembly	36	14	1	92-0793	Seal - Oil	39	32	2
92-0710	Ring Gear Assembly	39	8	1	92-0796	Screw - Cap Hex. Hd.	35	31	5
92-0711	Washer - Thrust	36	4	2	92-0803	Screw - Hex. Flange Hd.	39	30	12
92-0712	Bearing - Ball	36	1	1	92-0804	Stud	35	28	1
92-0713	Collar	36	12	1	92-0807	Cap - Sealing	35	23	1
92-0714	Bearing - Ball	36	13	2	92-0808	Shim Set	35	20	1
92-0715	Gear - 49T	36	6	1	92-0809	Shim Set	35	11	1
92-0716	Collar	36	2	1	92-0816	Arm - Shift Fork R-1	38	15	1
92-0717	Gear - 71T	36	9	1	92-0817	Arm - Shift Fork 2-3	38	5	1
92-0718	Shifter - Hi-Lo	36	7	1	92-0818	Arm - Shift Fork Hi-Lo	38	19	1
92-0719	Collar - Spline	36	8	1	92-0819	Gear - 40T	37	32	1
92-0720	Case - Differential	39	31	1	92-0820	Gear - 27T	37	5	1
92-0721	Fork - Differential Lock	39	17	1	92-0821	Gear - 24T	37	15	1
92-0722	Shaft - Lock Fork	39	18	1	92-0822	Gear - 28T	37	24	1
92-0723	Spring - Compression	39	19	1	92-0823	Gear - 43T	37	27	1
92-0724	Arm - Differential Lock	39	27	1	92-0824	Shaft - Reverse Idler	37	9	1
92-0725	Shaft - Axle L.H.	39	28	1	92-1901	Clip	58	7	1
92-0726	Shaft - Axle R.H.	39	1	1	92-1902	Plug - Taper	49	8	1
92-0727	Washer	39	4	2	92-1903	Washer	50	17	8
92-0728	Washer	39	2	1	92-1905	Stud	50	20	6
92-0729	Seal - Oil	38	10	3	92-1906	Assembly - Valve	58	16	1
92-0730	Slider - Differential Lock	39	7	1	92-1907	Cover - Access	51	19	1
92-0731	Spring - Compression	38	2	3	92-1908	O-Ring	57	17	1
92-0732	Plate - Keeper	38	8	3	92-1909	Nut	54	16	6
92-0733	Washer	39	20	1	92-1910	Plug - Taper	49	10	1
92-0740	Washer - Thrust	37	3	3	92-1911	Guide - Exhaust Valve	50	18	1
92-0741	Washer - Thrust	36	10	1	92-1912	Pipe - Manifold	58	23	1
92-0743	Breather - Air	35	27	1	92-1914	Bearing - Ball	52	10	1
92-0744	Washer	39	14	1	92-1915	Clamp - Cable	50	8	1
92-0745	Gear - Side L.H.	39	24	1	92-1916	Plug - Taper	50	19	1
92-0746	Gear - Side R.H.	39	11	1	92-1917	Nipple	58	25	1
92-0747	Washer - Thrust	39	10	2	92-1918	Bolt - Flange Head	56	7	1

*Not Illustrated

TORO PART NUMBER INDEX (Cont.)

Part No.	Description	Pg. No.	Ref. No.	Qty.	Part No.	Description	Pg. No.	Ref. No.	Qty.
92-1920	Plug - Oil	51	14	1	92-1994	Cap - Sealing	49	4	1
92-1921	Gasket - Oil	51	13	1	92-1995	Assembly - Crankshaft	52	7	1
92-1922	Washer	54	9	1	92-1996	Assembly - Cover, Front	51	18	1
92-1923	Nut	52	5	6	92-1997	Gasket - Cylinder	50	23	1
92-1924	Hose - Water By-Pass	57	13	1	92-1998	Shaft - Balancer	55	1	1
92-1925	O-Ring	49	31	1	92-1999	Rod - Connecting	52	4	3
92-1926	Guide - Intake Valve	50	15	3	92-2000	Sprocket	54	10	1
92-1927	Plunger - Relief	56	12	1	92-2001	Spring	54	7	1
92-1928	Spring - Relief	56	13	1	92-2002	Cap Inlet	58	27	1
92-1929	Seal - Oil	50	7	2	92-2003	Bolt - Connecting Rod	52	3	6
92-1930	Washer - Wave	54	19	2	92-2005	Piston & Pin (Std.)	52	2	3
92-1931	Retainer	54	27	6	92-2006	Assembly - Crankcase	49	1	1
92-1932	Bolt	63	29	1	92-2007	Pump - Fuel	42	12	2
92-1933	Gauge - Water Temperature	57	11	1	92-2008	Cover	57	18	1
92-1934	Bolt - Flywheel	52	11	5	92-2009	Hose - By-Pass	57	14	1
92-1935	Plug - Taper	49	5	1	92-2010	Pin - Dowel	54	25	1
92-1936	Seal - Valve	54	28	6	92-2011	Brace	63	28	1
92-1937	Plate - Rear	51	6	1	92-2012	Bracket - Oil Filter	49	23	1
92-1938	Cover - Bell Housing	51	7	1	92-2013	Piston & Pin	52	*	3
92-1938	Cover - Bell Housing	12	29	1	92-2014	Piston Ring Set (Std.)	52	1	1
92-1939	Gasket	51	16	1	92-2015	Piston Ring Set	52	*	1
92-1940	Gasket	51	17	1	92-2016	Valve - EGR	58	14	1
92-1941	Gasket - Oil	56	16	1	92-2017	Bolt - Rocker Shaft	54	21	2
92-1942	Gear - Ring	52	8	1	92-2018	Bolt - Rocker Shaft	54	22	2
92-1943	Packing	50	2	1	92-2019	Strainer - Oil	51	10	1
92-1944	Gasket - Cover, Rocker	50	10	1	92-2020	Assembly - Cover	50	9	1
92-1945	Cover - Rear	49	29	1	92-2021	Seal - Oil	50	12	1
92-1946	Gasket - Front	56	10	1	92-2022	Mount - Engine	55	2	1
92-1947	Arm - Rocker	54	18	6	92-2023	Manifold - Exhaust	58	19	1
92-1948	Gear - Oil Pump	56	5	1	92-2024	Pipe - Water	57	15	1
92-1949	Gear - Oil Pump	56	6	1	92-2025	Assembly - Alternator	63	*	1
92-1950	Gasket	57	7	1	92-2026	Hose - PCV Valve	50	4	1
92-1951	Nipple	58	26	1	92-2027	Coil - Ignition	30	14	1
92-1952	Seal - Oil	49	27	1	92-2028	Wire - High Tension	61	21	1
92-1953	Screw - Adjusting	54	17	6	92-2029	Wire - Spark Plug, #1	61	20	1
92-1954	Valve - Inlet	54	29	3	92-2030	Wire - Spark Plug, #2	61	19	1
92-1955	Valve - Exhaust	54	31	3	92-2031	Wire - Spark Plug, #3	61	22	1
92-1956	Bearing - Set, Main	49	17	1	92-2032	Seal - Oil	56	3	1
92-1957	Rod Bearing Set	52	6	1	92-2034	Head - Cylinder	50	11	1
92-1958	Pin - Dowel	49	15	1	92-2035	Cover - Front	51	5	1
92-1959	Seat - Intake Valve	50	21	3	92-2036	Cover - Exhaust Manifold	58	17	1
92-1960	Seal - Oil	56	11	1	92-2037	Kit - Gasket	59	14	1
92-1961	Seal - Valve	54	13	6	92-2038	Kit - Gasket	59	12	1
92-1962	Gasket	51	3	1	92-2039	Kit - Thermostat	57	8	1
92-1962	Gasket	51	20	1	92-2040	Pulley	57	3	1
92-1963	Mount - Engine	58	8	1	92-2041	V-Belt	57	1	1
92-1964	Plate - Cam	54	14	1	92-2042	Sprocket - Oil	54	33	1
92-1965	Assembly - Cover	51	2	1	92-2043	Assembly - Distributor	61	*	1
92-1966	Gasket	51	21	1	92-2044	Gasket - Exhaust	30	54	1
92-1967	Assembly - Cover	51	15	1	92-2044	Gasket - Exhaust Ring	58	18	1
92-1968	Tensioner - Belt	54	30	1	92-2045	Housing - Seal, Oil	49	26	1
92-1971	Bolt	50	16	8	92-2046	Assembly - Oil Pump	56	4	1
92-1972	Washer	54	20	2	92-2049	Assembly - Camshaft	54	24	1
92-1973	Shaft - Rocker Arm	54	23	1	92-2050	PCV Valve	50	3	1
92-1974	Assembly - Case	56	8	1	92-2053	Assembly - Oil Pan	51	11	1
92-1975	Cap - Oil	50	1	1	92-2054	Manifold - Intake	58	9	1
92-1976	Seat - Exhaust Valve	50	22	3	92-2055	Assembly - Starter	62	*	1
92-1977	Spring - Valve	54	12	6	92-2056	Flange - PTO	54	32	1
92-1978	Switch - Oil Pressure	55	4	1	92-2057	Bolt - Crankshaft PTO	52	14	1
92-1980	Flywheel	52	9	1	92-2058	Carburetor	59	11	1
92-1981	Bearing - Front	49	13	1	92-2059	Belt - Timing	54	11	1
92-1982	Bearing - Ring	49	7	1	92-2060	Assembly - Water Pump	57	5	1
92-1983	Retainer	56	14	1	92-2061	Assembly - PTO Sprocket	54	3	1
92-1984	Washer	63	27	1	92-2062	Assembly - PTO Adapter	54	2	1
92-1987	Gasket	49	25	1	92-2063	Washer	50	6	2
92-1988	Gasket - Oil	51	9	1	92-2065	Bearing	63	5	1
92-1989	Gasket	57	6	1	92-2066	Nut	63	23	2
92-1991	Gasket	49	30	1	92-2067	Spring - Brush	63	16	2
92-1993	Gasket - Intake	58	10	1	92-2068	Brush	63	17	2

*Not Illustrated

TORO PART NUMBER INDEX (Cont.)

Part No.	Description	Pg. No.	Ref. No.	Qty.	Part No.	Description	Pg. No.	Ref. No.	Qty.
92-2069	Cover – Bearing	63	11	1	92-2144	Bolt	49	20	2
92-2070	Bearing	63	10	1	92-2145	Nut – Flange	54	5	1
92-2071	Screw	63	18	2	92-2146	Washer	61	15	1
92-2073	Assembly – Holder	63	15	1	92-2147	Washer	54	6	1
92-2075	Assembly – Rotor	63	9	1	92-2148	Pin – Dowel	49	6	2
92-2076	Plate	63	7	1	92-2148	Pin – Dowel	52	13	1
92-2077	Screw	63	8	4	92-2149	Pin	54	1	2
92-2078	Bolt	63	4	2	92-2150	Ring – Snap	56	15	1
92-2079	Collar	63	2	1	92-2151	Cap – Plug	58	29	1
92-2080	Frame – End	63	24	1	92-2151	Cap – Sealing	49	2	3
92-2081	Cover – End	63	13	1	92-2151	Cap – Sealing	50	13	1
92-2082	Rectifier	63	22	1	92-2152	Bushing	49	3	4
92-2083	Bushing	63	21	1	92-2153	Plug – Spark	61	18	3
92-2084	Regulator	63	20	1	92-2154	Kit – Diaphragm	60	20	1
92-2085	Screw W/washer	63	6	6	92-2155	Gasket – Water Inlet	57	21	1
92-2085	Screw W/washer	63	14	6	92-2156	Nut – Alternator	63	31	1
92-2086	Screw W/washer	63	19	1	92-2157	Outlet – Water	58	2	1
92-2087	Bolt W/washer	63	12	3	92-2160	Cartridge – Relief Valve	44	12	1
92-2088	Yoke	62	15	1	92-2161	Body – Relief Valve	44	28	1
92-2089	Brush	62	16	4	92-2162	Head	46	6	1
92-2090	Spring	62	17	4	92-2163	Shaft	46	2	1
92-2091	Assembly – Holder	62	14	1	92-2165	Kit – Repair	46	*	1
92-2092	Insulator	62	13	1	92-2173	Screw – Cap Socket Head	27	18	8
92-2093	Armature	62	6	1	92-2174	Screw – Adjusting	27	22	1
92-2094	Clutch	62	7	1	92-2175	Gear	27	11	2
92-2095	Kit – Switch	62	4	1	92-2176	Pin – Dowel	27	16	2
92-2096	Ring – Snap	62	9	1	92-2177	Pin – Shear	27	7	1
92-2097	Nut	62	8	2	92-2178	Ring – Crescent	27	4	4
92-2098	Washer	62	10	1	92-2179	Key – Square	27	5	1
92-2099	Bolt	62	11	2	92-2179	Key – Square	26	18	1
92-2100	Bolt	63	25	2	92-2180	Gasket – Copper	27	23	1
92-2102	Lever – Clutch	62	3	1	92-2181	Plate – Pressure	27	13	1
92-2103	Assembly – Bracket, Front	63	3	1	92-2182	Plate – Seal	27	9	1
92-2106	Nut	62	2	2	92-2183	Plate – Wear	27	10	1
92-2107	Nut	62	5	1	92-2184	Cap – Relief Valve	27	24	1
92-2108	Igniter Set	61	12	1	92-2185	Plug	27	19	1
92-2109	O-Ring	61	8	1	92-2186	Spacer	27	3	1
92-2110	Cover – Acc. Pump	60	19	1	92-2187	Housing – Gear, End	27	17	1
92-2111	Kit – Mixing Screw	59	2	1	92-2188	Stator	27	8	1
92-2113	Rotor	61	2	1	92-2189	Shaft – Drive	27	6	1
92-2114	Assembly – Cap	61	1	1	92-2190	Shaft – Idler	27	25	1
92-2115	Screw Set	61	14	1	92-2191	Bearing	27	27	1
92-2116	Assembly – Signal Rotor	61	6	1	92-2192	Bearing	27	12	4
92-2117	Chamber – Vacuum	61	7	1	92-2193	Ball	27	20	1
92-2118	Plate	61	10	1	92-2194	Spring	27	21	1
92-2119	Wire – Lead	61	11	1	92-2195	Seal – Oil	27	2	1
92-2120	Gasket	61	3	1	92-2196	Seal – Pressure Plate	27	15	1
92-2121	Wire Assembly – Lead	61	13	1	92-2197	Seal – Back Up	27	14	1
92-2122	Housing	61	9	1	92-2198	Seal	27	26	1
92-2125	Assy. – Spark Plug Wire Set	61	*	1	92-2199	Key – Ball	27	28	1
92-2126	Kit – Gasket, Upper	64	3	1	92-2379	Clamp – Hose	26	4	3
92-2127	Kit – Overhaul Gasket	64	2	1	92-2379	Clamp – Hose	42	6	2
92-2128	Bolt – Cover	50	5	2	92-2379	Clamp – Hose	41	13	1
92-2129	Screw – Cap Hex. Hd.	12	30	2	92-2609	Decal – Remote Hydraulics	13	18	1
92-2130	Bolt – Flange Head	54	15	2	92-2697	Hose – Hydraulic	45	1	1
92-2131	Bolt – Flange Head	51	4	2	92-4101	Primary Piston Assembly	9	11	1
92-2131	Bolt – Flange Head	49	28	7	92-4102	Secondary Piston Assembly	9	4	1
92-2132	Bolt	57	16	1	92-4103	Pin – Stop	9	3	1
92-2133	Bolt – Flange Head	63	26	1	92-4104	Adaptor – Pipe Fitting	9	1	2
92-2134	Bolt – Flange Head	63	30	1	92-4106	Rod – Push	9	8	1
92-2135	Bolt – Flange Head	54	8	1	92-4107	Dust Cover	9	7	1
92-2137	Bolt/washer	51	12	2	92-4108	Washer – Retainer	9	10	1
92-2138	Bolt	58	1	3	92-4109	Circlip	9	9	1
92-2138	Bolt	57	19	2	92-4110	Clevis	9	5	1
92-2139	Bolt	58	4	1	92-4111	Petcock – Radiator	26	42	1
92-2140	Bolt	58	28	1	92-4112	Assembly – Cap	8	5	1
92-2141	Bolt	58	3	2	92-4113	Screw – Bleed	21	4	1
92-2142	Bolt/washer	57	4	3	92-4114	Cap – Bleed Screw	21	5	1
92-2143	Bolt	49	22	3	92-4114	Cap – Bleed Screw	25	5	1

*Not Illustrated

TORO PART NUMBER INDEX (Cont.)

Part No.	Description	Pg. Ref. No. No. Qty.	Part No.	Description	Pg. Ref. No. No. Qty.
92-4115	Backplate Assembly LH	21 2 1	92-5101	Seat – Exhaust Valve	50 * 3
92-4116	Backplate Assembly RH	21 * 1	92-5102	Seat – Intake Valve	50 * 3
92-4117	Assy. – Wheel Cylinder LH	21 * 1	92-5103	Guide – Intake Valve	50 * 3
92-4118	Assy. – Wheel Cylinder RH	21 * 1	92-5104	Guide – Intake Valve	50 * 3
92-4119	Kit – Seal	21 * 1	92-5105	Guide – Exhaust Valve	50 * 1
92-4120	Shoe & Lining Set	21 13 1	92-5106	Guide – Exhaust Valve	50 * 1
92-4121	Assembly – Adjuster LH	21 * 1	92-5107	Stud	49 14 1
92-4122	Assembly – Adjuster RH	21 * 1	92-5108	Gasket – Bracket	49 24 1
92-4123	Assembly – Pawl LH	21 19 1	92-5109	Stay – Oil Filter	49 21 1
92-4123	Assembly – Pawl LH	25 19 1	92-5110	Gauge – Oil Level	49 19 1
92-4124	Assembly – Pawl RH	21 * 1	92-5111	Guide – Oil Level Gauge	49 32 1
92-4124	Assembly – Pawl RH	25 * 1	92-5112	Bolt – Flange Head	49 18 1
92-4125	Plug	21 3 1	92-5112	Bolt – Flange Head	57 2 4
92-4126	Spring – Shoe, Upper LH	21 14 1	92-5113	Bolt – Flange Head	51 1 3
92-4127	Spring – Shoe, Upper RH	21 * 1	92-5114	Piston & Pin	52 * 3
92-4128	Spring – Shoe, Lower	21 15 1	92-5116	Piston & Pin	52 * 3
92-4129	Spring – Adjuster, LH	21 20 1	92-5117	Piston & Pin	52 * 3
92-4130	Spring – Adjuster, RH	21 * 1	92-5118	Piston Ring Set	52 * 1
92-4131	Washer – Hold Down	21 22 2	92-5120	Piston Ring Set	52 * 1
92-4131	Washer – Hold Down	25 22 2	92-5121	Piston Ring Set	52 * 1
92-4132	Spring – Hold Down	21 23 2	92-5122	Nut – Timing Belt	54 4 1
92-4133	Pin – Hold Down	21 26 2	92-5123	Bolt – Engine Mount	55 3 3
92-4133	Pin – Hold Down	25 26 2	92-5124	Body – Choke, Auto	59 15 1
92-4134	Plug – Inspection	21 25 1	92-5125	Kit – Check Valve	60 13 1
92-4134	Plug – Inspection	25 25 1	92-5126	Cover – Carburetor Top	59 5 1
92-4135	Set Bolt	21 1 2	92-5127	Kit – Float & Pin	60 12 1
92-4135	Set Bolt	25 1 2	92-5128	Insulator – Carburetor	59 13 1
92-4137	Screw – Bleed	25 4 1	92-5129	Jet – Pilot	60 8 1
92-4138	Backplate Assembly LH	25 2 1	92-5130	Jet – Main	60 10 1
92-4139	Backplate Assembly RH	25 * 1	92-5131	Jet – Power	60 11 1
92-4140	Assy. – Wheel Cylinder LH	25 *	92-5132	Kit – Holder, Main Jet	60 6 1
92-4141	Assy. – Wheel Cylinder RH	25 * 1	92-5133	Kit – Lever, Throttle	60 2 1
92-4142	Seal Kit	25 * 1	92-5134	Orifice – Choke	59 8 1
92-4143	Shoe & Lining Set	25 13 1	92-5135	Kit – Screw Adjusting, Idle	60 5 1
92-4144	Assembly – Adjuster LH	25 * 1	92-5136	Kit – Adjusting Screw	59 1 1
92-4145	Assembly – Adjuster RH	25 * 1	92-5137	Spring	59 4 1
92-4146	Plug	25 3 1	92-5140	Kit – Needle Valve	60 21 1
92-4147	Spring – Shoe, Upper LH	25 14 1	92-5141	Valve – Fuel Cut-Off	60 22 1
92-4148	Spring – Shoe, Upper RH	25 * 1	92-5142	Valve – Carburetor Piston	59 3 1
92-4149	Spring – Shoe, Lower	25 15 1	92-5143	Gasket – Choke, Auto	59 17 1
92-4150	Spring – Adjuster, LH	25 20 1	92-5144	Cover – Float Chamber	60 14 1
92-4151	Spring – Adjuster, RH	25 * 1	92-5145	Screw	59 7 6
92-4152	Spring – Hold Down	25 23 2	92-5146	Screw	60 18 4
92-4153	Assembly – Steering Column	5 11 1	92-5147	Screw	60 15 4
92-4154	Universal Joint Assembly	5 31 1	92-5148	Screw	60 1 1
92-4155	Slip Joint Assembly – Upper	5 28 1	92-5149	Screw	59 16 1
92-4156	Slip Joint Assembly – Lower	5 29 1	92-5150	O-Ring	60 9 1
92-4157	Boot – Steering Shaft	5 24 1	92-5151	O-Ring	60 16 1
92-4158	Valve Assy. – Hyd. Gear	7 * 1	92-5152	O-Ring	60 7 1
92-4159	Nut – Adjuster Plug Lock	6 25 1	92-5153	O-Ring	60 17 1
92-4160	Bearing Service Kit – Upper	7 * 1	92-5154	Nut – Carburetor, INR	60 4 1
92-4161	Assembly – Cover Service	6 * 1	92-5155	Clamp – Carburetor	59 9 1
92-4162	Pitman Shaft – Gear Service	7 * 1	92-5156	Clamp – Carburetor INR	59 6 1
92-4163	Assy. – Steering Housing	7 * 1	92-5157	Bolt	59 10 2
92-4164	Plug Assy. – Service Adjust.	7 * 1	92-5160	Valve – Thermostat	57 9 1
92-4165	Plug – Housing End	6 2 1	92-5161	Gasket	57 10 1
92-4166	Rack/Piston/Nut Assembly	7 * 1	92-5162	Plug – Inlet	58 24 2
92-4167	Assembly – Plug Service	7 * 1	92-5163	Gasket – EGR Valve	58 15 1
92-4168	Return – Guide Ball	6 7 2	92-5164	Assembly – Hose	58 11 1
92-4169	Bearing – Needle	6 21 1	92-5165	Clip	58 12 1
92-4170	Bearing – Pitman Shaft	6 47 1	92-5166	Bolt	58 13 2
92-4177	Yoke – Double Clamp	23 34 2	92-5167	Bracket – Front	62 1 1
92-4179	Yoke, Shaft & Seal	23 33 2	92-5168	Bracket – Rear	62 12 1
92-4180	Seal	23 32 2	92-5169	Pulley	63 1 1
92-4182	Yoke & Hub Assembly	23 31 2	92-5170	Cover	61 4 1
92-4183	Yoke – End	23 29 2	92-5171	Gasket – Cover	61 5 1
92-4187	Cross & Bearing Kit	23 30 4	92-5172	Clamp	61 23 1
92-4188	Ring – Snap	23 28 16	92-5951	Angle – Hitch	23 40 1
92-5100	Gasket – Liquid	64 1 1	92-5972	Grommet	14 5 4

*Not Illustrated

TORO PART NUMBER INDEX (Cont.)

Part No.	Description	Pg. No.	Ref. No.	Qty.	Part No.	Description	Pg. No.	Ref. No.	Qty.
93-0307	Nut - Retainer	20	35	2	253-987	Fitting - Hydraulic 90°	33	29	1
93-0309	Washer - Tab	20	3	2	254-72	Cup - Bearing	20	29	2
93-3101	Cap - Fuel	41	1	1	254-94	Cone - Bearing	20	30	2
218-446	Nut - Hex.	2	11	1	254-106	Cone - Bearing	20	27	2
218-447	Washer - Lock	2	12	1	254-107	Cup - Bearing	20	28	2
218-574	Fuse - 7.5 Amp	2	46	2	256-257	Bushing - Flange	8	1	2
218-578	Fuse - 10 Amp	3	61	1	256-257	Bushing - Flange	12	38	2
218-600	Bulb	2	13	2	283-2	Pin - Clevis	8	29	1
219-17	Bulb - Warning Light	3	59	4	283-14	Pin - Clevis	16	23	1
232-27	Stem - Valve	20	31	2	283-30	Pin - Clevis	12	35	1
232-27	Valve - Stem	23	17	2	283-30	Pin - Clevis	8	42	1
233-37	Knob	15	1	1	283-62	Pin - Clevis	16	6	1
233-39	Knob	44	1	1	283-62	Pin - Clevis	15	8	3
233-39	Knob	5	1	1	283-62	Pin - Clevis	33	35	3
233-48	Knob	16	4	1	283-85	Pin - Clevis	8	39	1
237-21	Seal - O-Ring	45	2	6	285-17	Plug - Pipe	32	15	2
237-22	Seal - O-Ring	45	5	3	302-5	Fitting - Grease	19	14	4
237-22	Seal - O-Ring	44	9	4	302-5	Fitting - Grease	20	20	4
237-30	Seal - O-Ring	33	34	2	302-5	Fitting - Grease	5	30	1
237-42	O-Ring	47	2	2	302-5	Fitting - Grease	23	35	4
237-42	Seal - O-Ring	45	7	2	302-11	Fitting - Grease	18	8	1
237-42	Seal - O-Ring	44	11	2	302-58	Fitting - Grease	24	44	16
237-42	Seal - O-Ring	33	47	1	321-2	Screw - Cap Hex. Hd.	2	1	7
237-78	Seal - O-Ring	45	15	4	321-3	Screw - Cap Hex. Hd.	2	4	2
237-79	Seal - O-Ring	45	25	1	321-3	Screw - Cap Hex. Hd.	31	7	1
237-79	Seal - O-Ring	33	39	2	321-3	Screw - Cap Hex. Hd.	26	28	4
237-80	Seal - O-Ring	45	24	1	321-3	Screw - Cap Hex. Hd.	5	33	2
237-81	Seal - O-Ring	33	28	1	321-4	Screw - Cap Hex. Hd.	29	1	2
237-123	Seal - O-Ring	33	25	1	321-4	Screw - Cap Hex. Hd.	40	8	1
240-5	Grommet	12	32	1	321-4	Screw - Cap Hex. Hd.	13	9	8
240-6	Grommet	8	22	1	321-4	Screw - Cap Hex. Hd.	26	12	4
241-119	Cap Dust	20	1	2	321-4	Screw - Cap Hex. Hd.	30	15	1
2410-35	Plug - Hole	2	6	1	321-4	Screw - Cap Hex. Hd.	10	17	2
2410-42	Cap - Front Bumper	1	12	2	321-4	Screw - Cap Hex. Hd.	14	20	8
2410-64	Plug - Hole	3	62	1	321-4	Screw - Cap Hex. Hd.	1	24	4
2411-33	Joint - Ball	12	3	1	321-4	Screw - Cap Hex. Hd.	12	26	1
2412-10	Clamp - R	19	7	2	321-4	Screw - Cap Hex. Hd.	31	30	2
2412-10	Clamp - R	30	43	1	321-4	Screw - Cap Hex. Hd.	2	33	1
2412-34	Clamp	45	22	1	321-4	Screw - Hex. Flange Hd.	22	26	4
2412-34	Clamp - Hose	26	9	2	321-6	Screw - Cap Hex. Hd.	48	3	16
2412-34	Clamp - Hose	30	30	2	321-6	Screw - Cap Hex. Hd.	19	5	2
2412-34	Clamp - Hose	34	53	1	321-9	Screw - Cap Hex. Hd.	44	5	2
2412-36	Clamp	41	8	2	321-9	Screw - Cap Hex. Hd.	10	16	4
2412-36	Clamp - Hose	33	3	3	321-9	Screw - Cap Hex. Hd.	16	27	1
2412-82	Clamp - R	29	10	1	321-14	Screw - Cap Hex. Hd.	45	8	2
2412-89	Clamp - R	29	2	2	321-15	Screw - Cap Hex. Hd.	44	13	1
2412-89	Clamp - R	48	2	1	322-2	Screw - Cap Hex. Hd.	8	2	12
2412-89	Clamp - R	40	5	1	322-2	Screw - Cap Hex. Hd.	10	8	1
2412-89	Clamp - R	10	20	1	322-2	Screw - Cap Hex. Hd.	42	16	4
2412-89	Clamp - R	12	25	1	322-2	Screw - Cap Hex. Hd.	5	16	6
2412-89	Clamp - R	2	32	1	322-2	Screw - Cap Hex. Hd.	26	39	4
2412-92	Clamp - Hose	30	2	1	322-2	Screw - Cap Hex. Hd.	30	42	1
2412-92	Clamp - Hose	42	14	2	322-2	Screw - Cap Hex. Hd.	2	50	3
2412-96	Clamp - R	42	4	1	322-3	Screw - Cap Hex. Hd.	45	20	4
2412-105	Clamp - R	5	17	2	322-5	Screw - Cap Hex. Hd.	28	2	4
2412-108	Clamp - Hose	42	8	2	322-5	Screw - Cap Hex. Hd.	13	6	8
2412-108	Clamp - Hose	41	10	1	322-5	Screw - Cap Hex. Hd.	19	10	2
2412-108	Clamp - Hose	30	47	2	322-5	Screw - Cap Hex. Hd.	8	13	1
2412-119	Clamp - Hose	30	6	3	322-5	Screw - Cap Hex. Hd.	26	22	4
2412-130	Clamp - Hose	43	10	1	322-5	Screw - Cap Hex. Hd.	44	24	1
2412-130	Clamp - Hose	30	32	2	322-6	Screw - Cap Hex. Hd.	30	4	2
2412-133	Clamp - R	14	3	2	322-7	Screw - Cap Hex. Hd.	28	9	4
2412-143	Clamp - Hose	8	15	2	322-12	Screw - Cap Hex. Hd.	15	25	1
2412-144	Clamp - Hose	8	34	2	323-4	Screw - Cap Hex. Hd.	41	16	2
2412-149	Clamp - Tube	22	24	5	323-4	Screw - Cap Hex. Hd.	1	22	1
2412-149	R-Clamp	10	18	2	323-6	Screw - Cap Hex. Hd.	16	1	1
251-8	Bearing - Ball	37	1	2	323-6	Screw - Cap Hex. Hd.	42	2	1
251-82	Bearing - Ball	28	11	2	323-6	Screw - Cap Hex. Hd.	23	11	8
251-346	Bearing - Ball	37	8	1	323-6	Screw - Cap Hex. Hd.	14	12	2

*Not Illustrated

TORO PART NUMBER INDEX (Cont.)

Part No.	Description	Pg. Ref.		Part No.	Description	Pg. Ref.	
		No.	Qty.			No.	Qty.
323-6	Screw - Cap Hex. Hd.	22	31 2	3253-4	Washer - Lock	53	4 6
323-6	Screw - Cap Hex. Hd.	15	37 1	3253-4	Washer - Lock	13	5 8
323-7	Screw - Cap Hex. Hd.	33	14 4	3253-4	Washer - Lock	31	13 2
323-7	Screw - Cap Hex. Hd.	31	27 3	3253-4	Washer - Lock	5	14 4
323-7	Screw - Cap Hex. Hd.	8	31 2	3253-6	Washer - Lock	30	21 2
323-7	Screw - Cap Hex. Hd.	23	42 4	3253-15	Washer - Lock	41	5 5
323-8	Screw - Hex. Flange Hd.	20	11 8	3253-15	Washer - Lock	2	39 2
323-9	Screw - Cap Hex. Hd.	40	16 1	3253-18	Washer - Lock	32	40 4
323-10	Screw - Cap Hex. Hd.	33	8 1	3253-19	Washer - Lock	3	57 3
323-12	Screw - Cap Hex. Hd.	18	6 8	3253-21	Washer - Lock	23	10 8
323-29	Screw - Cap Hex. Hd.	30	55 2	3253-21	Washer - Lock	14	13 2
324-8	Screw - Cap Hex. Hd.	5	19 3	3253-21	Washer - Lock	20	33 8
324-9	Screw - Cap Hex. Hd.	18	22 4	3253-22	Washer - Lock	12	9 4
324-10	Screw - Cap Hex. Hd.	18	1 4	3253-22	Washer - Lock	31	17 1
324-13	Screw - Cap Hex. Hd.	18	10 2	3253-22	Washer - Lock	5	37 3
324-19	Screw - Cap Hex. Hd.	29	6 2	3254-1	Washer - Lock	2	36 1
325-4	Screw - Cap Hex. Hd.	14	15 2	3254-2	Washer - Lock	30	11 1
325-13	Screw - Cap Hex. Hd.	19	11 8	3255-9	Washer - Lock ETLW	40	2 1
325-13	Screw - Cap Hex. Hd.	18	27 4	3256-3	Washer - Flat	28	8 4
325-19	Screw - Cap Hex. Hd.	23	27 1	3256-4	Washer - Flat	33	12 1
325-20	Screw - Cap Hex. Hd.	23	24 5	3256-6	Washer - Flat	22	9 4
3210-9	Screw - Cap Hex. Hd.	31	6 1	3256-6	Washer - Flat	18	32 2
3211-8	Screw - Cap Hex. Hd.	15	13 2	3256-14	Washer - Flat	44	30 1
3215-1	Screw - Cap Hex. Hd.	33	16 1	3256-22	Washer - Flat	10	4 4
3217-25	Nut - Hex.	2	38 2	3256-22	Washer - Flat	2	5 2
3217-26	Hut - Hex.	2	37 1	3256-22	Washer - Flat	13	8 8
3217-29	Nut - Jam	3	58 3	3256-22	Washer - Flat	26	11 4
3218-18	Nut - Jam	15	43 1	3256-22	Washer - Flat	48	11 23
3218-20	Nut - Jam	12	14 2	3256-22	Washer - Flat	44	18 3
3218-21	Nut - Jam	20	18 2	3256-22	Washer - Flat	14	19 8
3219-2	Nut	32	19 2	3256-22	Washer - Flat	12	41 2
3219-14	Nut	15	5 1	3256-23	Washer - Flat	13	4 8
3219-14	Nut - Hex.	33	32 1	3256-23	Washer - Flat	30	5 2
3219-14	Nut - Jam	31	10 2	3256-23	Washer - Flat	16	21 1
3220-1	Nut - Jam	31	2 1	3256-23	Washer - Flat	44	26 2
3220-1	Nut - Jam	33	37 4	3256-24	Washer - Flat	40	17 2
3220-1	Nut - Jam	15	41 4	3256-24	Washer - Flat	48	18 6
3220-2	Nut - Jam	12	2 1	3256-25	Washer - Flat	29	5 2
3220-2	Nut - Jam	31	5 1	3256-27	Washer - Flat	22	6 4
3220-3	Nut - Jam	15	12 2	3256-27	Washer - Flat	18	31 2
3220-7	Nut - Jam	20	2 2	3256-28	Washer - Flat	28	15 1
3220-11	Nut - Jam	20	23 2	3256-45	Washer - Flat	26	24 1
3229-25	Screw - Carriage	45	19 2	3256-61	Washer - Flat	13	25 14
3230-18	Bolt - Carriage	14	2 2	3256-61	Washer - Flat	1	29 4
3230-23	Bolt - Carriage	40	6 4	3256-67	Washer - Flat	42	11 2
3230-23	Bolt - Carriage	26	21 4	3257-7	Key - Woodruff	28	17 1
3231-3	Bolt - Carriage	18	21 4	3258-19	Screw - Round Head	43	2 2
3231-21	Bolt - Carriage	40	7 6	3272-6	Pin - Cotter	15	3 3
3231-21	Bolt - Carriage	44	21 1	3272-6	Pin - Cotter	33	30 3
3231-21	Bolt - Carriage	14	22 4	3272-6	Pin - Cotter	8	37 1
3231-21	Bolt - Carriage	15	32 4	3272-10	Pin - Cotter	16	8 1
3231-26	Bolt - Carriage	31	15 1	3272-10	Pin - Cotter	12	37 1
3231-28	Bolt - Carriage	26	17 1	3272-10	Pin - Cotter	8	43 1
3232-17	Bolt - Carriage	22	19 8	3272-12	Pin - Cotter	19	17 4
3234-1	Screw - Hex. Flange Hd.	1	13 6	3272-12	Pin - Cotter	20	21 4
3234-4	Screw - Hex. Flange Hd.	33	42 4	3272-12	Pin - Cotter	20	32 2
3234-11	Screw - Cap Hex. Hd.	29	14 2	3272-37	Pin - Cotter	45	18 2
3234-38	Screw - Cap Hex. Hd.	41	22 2	3274-31	Screw - Button Hd.	2	7 4
3234-38	Screw - Hex. Flange Hd.	22	17 22	3274-52	Screw - Hex. Socket Hd.	32	39 4
3234-40	Screw - Hex. Flange Hd.	17	4 4	3274-54	Screw - Hex. Socket Hd.	41	19 2
3250-13	Screw	2	51 2	3274-94	Screw - Socket Button Hd.	48	16 6
3250-13	Screw - Hex. Hd.	13	15 20	3277-1	Nut - Hex.	5	5 1
3250-13	Screw - Pan Hd.	1	27 4	3290-221	Washer - Spring	15	34 1
3250-20	Screw - Round Hd.	26	2 4	3290-221	Washer - Spring	16	36 2
3253-3	Washer - Lock	31	8 1	3290-271	Rivet - Pop	26	41 2
3253-3	Washer - Lock	51	22 2	3290-321	Screw - Hex. Flange Hd.	8	10 2
3253-3	Washer - Lock	26	27 4	3290-357	Nut - Flange	42	13 1
3253-3	Washer - Lock	12	28 4	3290-357	Nut - Flange	31	18 1
3253-3	Washer - Lock	30	37 1	3290-357	Nut - Flange	41	23 2

*Not Illustrated

TORO PART NUMBER INDEX (Cont.)

Part No.	Description	Pg. No.	Ref. No.	Qty.	Part No.	Description	Pg. No.	Ref. No.	Qty.
3290-357	Nut - Flange Head	22	30	2	32121-7	Pin - Roll	12	19	1
3290-357	Nut - Flange Lock	40	1	6	32121-24	Pin - Roll	12	21	2
3290-357	Nut - Flange Lock	1	8	8	32121-48	Pin - Roll	15	23	1
3290-357	Nut - Flange Lock	14	10	4	32122-24	Screw - Round Hd	41	6	5
3290-357	Nut - Flange Lock	26	14	1	32128-20	Nut - Flange	10	14	1
3290-357	Nut - Flange Lock	18	16	4	32128-20	Nut - Flange	42	18	4
3290-357	Nut - Flange Lock	15	33	4	32128-20	Nut - Flange	5	27	6
3290-357	Nut - Flange Lock	8	33	2	32128-20	Nut - Flange	2	48	3
3290-357	Nut - Flange Lock	30	50	2	32128-20	Nut - Flange Head	45	11	4
3290-413	Washer - Belleville	29	12	4	32128-20	Nut - Flange Lock	19	6	2
3290-455	Washer	5	12	1	32128-20	Nut - Flange Lock	8	7	13
3290-456	Washer - Belleville	15	46	2	32128-20	Nut - Flange Lock	40	18	2
3290-477	Washer - Curved	16	28	1	32128-20	Nut - Flange Lock	14	21	8
3290-478	Washer - Belleville	16	17	1	32128-20	Nut - Flange Lock	30	44	1
3290-506	Palnut	48	4	2	32128-20	Nut - Lock	26	37	4
3290-507	Pin - Dowel	15	31	1	32128-21	Nut - Lock	33	11	1
3296-2	Nut - Lock	8	8	2	32128-23	Nut - Flange	41	24	2
3296-2	Nut - Lock	13	22	20	32128-23	Nut - Flange Lock	17	5	4
3296-2	Nut - Lock	1	30	4	32128-23	Nut - Flange Lock	22	21	22
3296-2	Nut - Lock	2	45	2	32128-25	Nut - Lock	15	11	2
3296-3	Nut - Lock	31	28	1	32128-33	Nut - Flange	31	3	2
3296-4	Nut - Lock	12	4	1	32128-33	Nut - Flange	30	13	1
3296-5	Nut - Flange Lock	26	25	1	32128-33	Nut - Flange	29	18	2
3296-5	Nut - Lock	32	12	1	32128-33	Nut - Flange	2	44	12
3296-15	Nut - Lock	28	16	1	32128-33	Nut - Flange Head	45	12	2
3296-23	Nut - Flange Lock	19	12	8	32128-33	Nut - Flange Head	10	19	2
3296-23	Nut - Lock	22	10	4	32128-33	Nut - Flange Lock	33	1	1
3296-23	Nut - Lock	18	14	4	32128-33	Nut - Flange Lock	40	4	1
3296-23	Nut - Lock	14	16	2	32128-33	Nut - Flange Lock	44	6	1
3296-27	Nut - Lock	31	21	2	32128-33	Nut - Flange Lock	12	24	1
3296-27	Rivet - Plastic	40	13	4	32128-33	Nut - Flange Lock	22	27	4
3296-29	Nut - Flange Lock	26	20	8	32128-33	Nut - Lock	1	25	4
3296-29	Nut - Lock	28	6	6	32128-36	Nut - Lock	23	37	4
3296-29	Nut - Lock	8	6	1	32128-44	Nut - Flange Lock	14	9	2
3296-29	Nut - Lock	12	13	1	32128-53	Nut - Flange Lock	23	26	2
3296-29	Nut - Lock	44	27	1	32136-2	Nut - Slotted	19	2	2
3296-29	Nut - Lock	30	36	2	32136-3	Nut - Slotted	20	22	4
3296-39	Nut - Flange Lock	33	20	4	32144-4	Screw - Hex. Washer Hd.	15	9	2
3296-39	Nut - Flange Lock	40	20	1	32144-10	Screw - Self Tapping	5	18	2
3296-39	Nut - Lock	48	1	6	32144-18	Screw - Cap Hex. Hd.	2	22	2
3296-39	Nut - Lock	29	11	2	32144-42	Screw - Spark Arrestor	30	52	1
3296-39	Nut - Lock	22	13	6	32144-52	Screw - Hex. Hd.	13	12	6
3296-39	Nut - Lock	20	16	8	32144-93	Screw - Self Tapping	48	6	2
3296-39	Nut - Lock	31	20	3	32144-116	Screw - Pan Head	5	8	8
3296-39	Nut - Lock	44	23	1	32148-6	Insert - Threaded	2	2	2
3296-39	Nut - Lock	18	28	8	32148-7	Nut - Clinch	1	18	8
3296-39	Nut - Lock	16	33	1	32148-7	Nut - Clinch	15	19	2
3296-39	Nut - Lock	23	41	4	32148-10	Insert - Threaded	22	1	6
3296-39	Nut - Lock	15	45	1	32148-15	Insert - Threaded	15	4	1
3296-42	Nut - Lock	10	3	4	32148-15	Nut - Clinch	33	31	1
3296-42	Nut - Lock	16	12	1	32151-41	Ring - Retaining	27	1	1
3296-42	Nut - Lock	19	13	2	32151-56	Ring - Push-On	8	23	1
3296-42	Nut - Lock	48	13	16	32151-104	Ring - Snap	19	15	4
3296-42	Nut - Lock	41	17	2	32152-10	Nut	46	12	1
3296-42	Nut - Lock	44	19	2	340-2	Fitting - Straight	45	10	1
3296-42	Nut - Lock	5	32	2	340-3	Fitting - Hydraulic Straight	45	26	1
3296-42	Nut - Lock	26	38	4	340-77	Fitting - Hydraulic 90°	45	6	1
3296-48	Nut - Lock	18	11	10	340-86	Fitting - Hydraulic Tee	44	15	1
3296-48	Nut - Lock	29	16	2	340-92	Fitting - Hydraulic Straight	45	29	1
3296-59	Nut - Lock	5	13	1	340-94	Fitting - Hydraulic Tee	44	10	1
3296-76	Nut - Lock	22	33	8	340-132	Fitting - Hydraulic 90°	45	14	4
32104-82	Screw - Hex. Flange Hd.	22	25	2	340-140	Fitting - Hydraulic Tee	45	28	1
32104-88	Screw	1	4	6	340-151	Fitting - Hydraulic Tee	45	30	1
32107-11	Nut - Square	43	4	2	353-781	Fitting - Fuel 90°	41	14	1
32113-14	Screw	32	8	2	354-134	Fitting - Hydraulic 90°	33	40	2
32120-47	Ring - E	12	33	2	354-135	Fitting - Hydraulic 90°	33	5	1
32120-47	Ring - E	8	41	1	354-136	Fitting - Hydraulic Straight	45	23	1
32120-47	Ring - Retaining	16	10	3					

*Not Illustrated

PRODUCT CHANGES

In an effort to make improvements available to TORO owners as quickly as possible, minor changes are incorporated into Toro's products from time to time that do not become immediately shown in the Parts Catalog. If such a change has been made in your unit, which is not reflected in your manual, see your TORO Distributor or his Authorized TORO Service Dealer for information and part numbers.

IDENTIFICATION AND ORDERING

MODEL AND SERIAL NUMBERS

The Workman 3200 has two identification numbers; a model number and a serial number. The two numbers are stamped on a plate which is located on the main frame. In any correspondence concerning the Workman 3200, supply model and serial numbers to assure that correct information and replacement parts are obtained.

To order replacement parts from an Authorized TORO Service Dealer, supply the following information:

1. Model and serial number of the Workman 3200.
2. Part number, description, and the quantity of part(s) desired.

NOTE: Do not order by reference number if a parts catalog is being used; use the PART NUMBER.

TABLE OF CONTENTS

Description	Page	Description	Page
Front Bumper & Hood Assembly	1	Transaxle Gear Shafts Assembly	37
Control Panel Assembly	2-3	Shift Fork Assembly	38
Electrical Schematic	4	Differential Gear Assembly	39
Steering Linkage Assembly	5	Battery Mount Assembly	40
Steering Gear Assembly No. 87-1500	6-7	Fuel Tank Assembly	41
Brake & Accelerator Pedal Assembly	8	Air Cleaner & Fuel Supply Assembly	42
Master Brake Cylinder No. 87-3030	9	Air Cleaner Assembly	43
Hydraulic Brake Line Routing Assembly	10	Lift Valve Linkage Assembly	44
Hydraulic Schematic	11	Lift Valve & Cylinder Assembly	45
Clutch Linkage Assembly	12	Lift Cylinder No. 87-7990	46
Seat Base Assembly	13	Control Valve Assembly No. 43-1950	47
Seat Back Assembly	14	Rear Fender & Tail Light Assembly	48
Hi-Lo Shift Levers Assemblies	15	Cylinder Block Assembly	49
Differential Lock & Parking Brake Assemblies	16	Rocker Cover & Cylinder Head Assembly	50
R.O.P.S. Assembly	17	Covers & Oil Pan Assembly	51
Front Suspension Assembly	18	Piston & Crankshaft Assembly	52
Front Suspension Control Arm Assembly	19	Clutch & Clutch Release Assembly	53
Front Wheel Assembly	20	Camshaft & Valves Assembly	54
Front Brake Assembly	21	Balancer & Oil Pressure Switch & Engine Mount	55
Rear Frame Assembly	22	Oil Pump & Filter Assembly	56
Rear Axle Assembly	23-24	Water Pump & Thermostat Assembly	57
Rear Brake Assembly	25	Exhaust & Intake Manifold Assembly	58
Radiator & Hydraulic Pump Assembly	26	Carburetor Installation Assembly	59
Hydraulic Pump Assembly No. 87-5700	27	Carburetor Assembly	60
Hydraulic Pump Drive Assembly	28	Distributor Assembly	61
Engine Frame Assembly	29	Starter Assembly	62
Engine Installation Assembly	30	Alternator Assembly	63
Governor Assembly	31	Gasket Kit	64
Governor	32	International Decal Cross Reference	65-71
Transaxle Installation Assembly	33-34	TORO Part Number Index	72-82
Transaxle Case Assembly	35		
Countershaft Assembly	36		

MAINTENANCE RECORD

Date								

Compliance with Radio Interference Regulations Certified.
Certifie Conforme au Reglement sur le Brouillage Radioelectrique.

Litho in U.S.A.