



Multi-Pro[®] 1250 Turf Sprayer

Model No. 41179 - 270000001 and up.

Parts Catalog

Ordering Replacement Parts

To order replacement parts, please supply the part number, the quantity, and the description of each part desired.

Understanding Reference Numbers

Each identified part in an illustration has a reference number. The reference number for a part also appears in the parts list, along with other information about the part.

This catalog uses two special reference number formats, one to indicate parts in a service assembly and another to indicate the quantity of a given part in an illustration.

Service Assembly Reference Numbers

Parts in service assemblies have reference numbers in the form a:b. The a represents the reference number of the entire service assembly and the b represents a sequential number unique to each part within the service assembly.

For example, a wheel assembly might be identified by reference number 6, the tire by 6:1, the valve by 6:2, and the wheel by 6:3. When you order the assembly identified by reference number 6, you receive all parts identified by reference numbers 6:1, 6:2, and 6:3. However, you may also order any part individually. Reference numbers of this type appear in illustrations and in part lists.

Reference Numbers Indicating Quantity

In an illustration, if a reference number indicates more than one part, the reference number has the form nX y. The n represents the quantity of the part, the X is the multiplication symbol, and the y represents the reference number.

For example, in an illustration, the reference number 2X 37 means that two of the parts identified by reference number 37 are indicated.

Contents

| Description | Page | Description | Page |
|--|-------------|---|-------------|
| Front Suspension Assembly | 4 | Pump Assembly No. 106-5121 | 37 |
| Hydraulic Cylinder Assembly No. 100-8278 | 5 | Hydraulic Brake Line Assembly | 38 |
| Engine Cover Assembly | 6 | Tank and Saddle Assembly | 39 |
| Seat Support Assembly | 8 | Throttle Linkage Assembly | 40 |
| Brake and Accelerator Pedal Assembly | 9 | Exhaust Assembly | 41 |
| Master Cylinder Assembly No. 94-3800 | 10 | Electrical Panel Assembly | 42 |
| Rear Fender and Battery Mount Assembly | 11 | Hydraulic Hose Routing Assembly | 43 |
| Fresh Water Tank Assembly | 12 | Steering Control Assembly No. 114-5076 | 44 |
| Main Tank Assembly | 13 | Sprayer Component Assembly No. 1 | 45 |
| Lid Assembly | 14 | Sprayer Component Assembly No. 2 | 46 |
| Shifter Assembly | 15 | Top Mounted Suction Assembly | 47 |
| Parking Brake and Console Assembly | 16 | Sprayer Component Assembly No. 3 | 48 |
| Front Wheel Assembly | 18 | Safety Valve Assembly No. 100-6820 | 49 |
| Front Brake Assembly No. 100-8285 | 19 | Hose Assemblies No. 1 | 50 |
| Transaxle Installation Assembly | 20 | Hose Assemblies No. 2 | 51 |
| Case Assembly Transaxle Assembly No. 104-9078 | 21 | Boom Mount Assembly | 53 |
| Gear Shaft Assembly Transaxle Assembly No. 104-9078 | 22 | Right Hand Boom Mount Assembly | 54 |
| Countershaft Assembly Transaxle Assembly No. 104-9078 | 23 | Left Hand Boom Mount Assembly | 55 |
| Shift Fork Assembly Transaxle Assembly No. 104-9078 | 24 | EVC Control Valve Assembly | 56 |
| Differential Gear Assembly Transaxle Assembly No. 104-9078 | 25 | Crankshaft Assembly Kohler CH20S-64647 | 58 |
| Drive Shaft Assembly No. 100-8293 | 26 | Crankcase Assembly Kohler CH20S-64647 | 59 |
| Rear Wheel Assembly | 27 | Oil Pan / Lubrication Assembly Kohler CH20S-64647 | 60 |
| LH Rear Brake Assembly No. 93-7126 | 28 | Head / Valve / Breather Assembly Kohler CH20S-64647 | 61 |
| RH Rear Brake Assembly No. 93-7125 | 29 | Ignition / Electrical Assembly Kohler CH20S-64647 | 62 |
| Driveshaft Assembly No. 98-2918 | 30 | Blower Housing and Baffle Assembly Kohler CH20S-64647 | 63 |
| Engine and Gearbox Assembly | 31 | Starting System Kohler CH20S-64647 | 64 |
| Drive Pulley Assembly No. 100-8289 | 33 | Fuel System Assembly Kohler CH20S-64647 | 65 |
| Steering Pump Assembly No. 100-8302 | 34 | Engine Control Kohler CH20S-64647 | 66 |
| Driver Clutch Assembly No. 100-8288 | 35 | Air Intake / Filtration Assembly Kohler CH20S-64647 | 67 |
| Pump Assembly | 36 | Exhaust Assembly Kohler CH20S-64647 | 68 |
| | | Attachments and Accessories List | 69 |

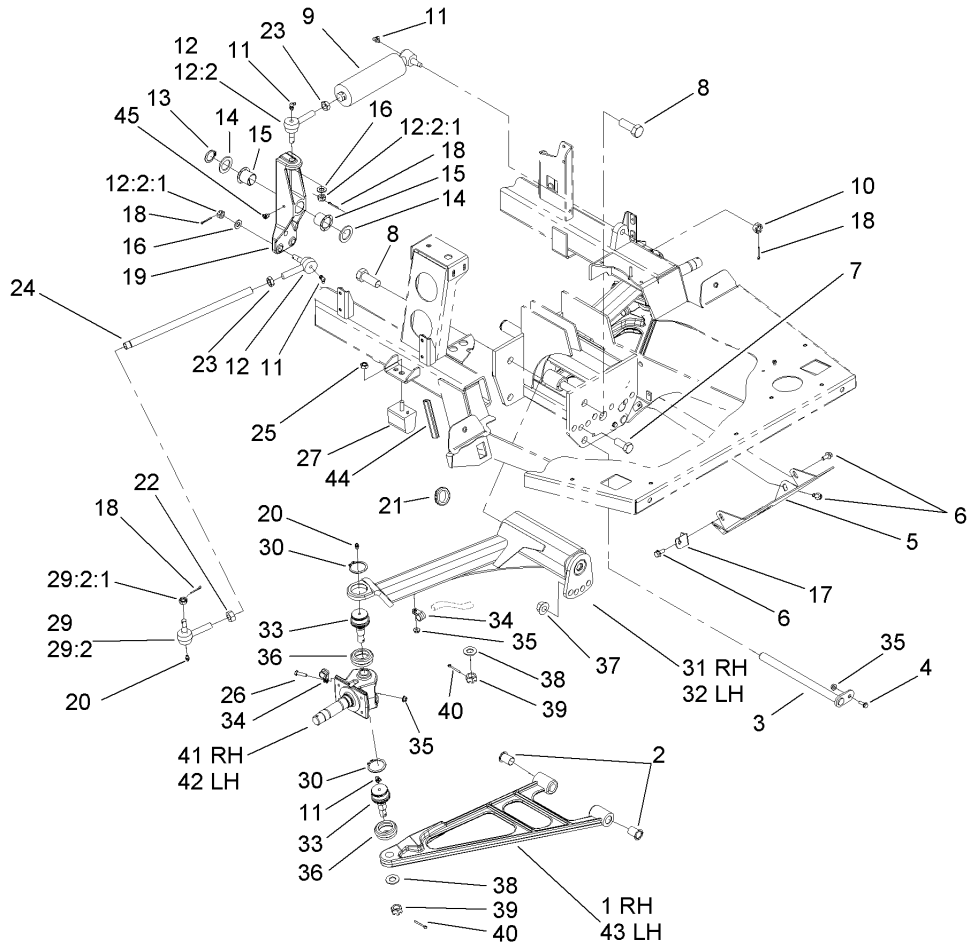
Part Description Abbreviations

Part descriptions in this catalog may include the following abbreviations.

| | | | |
|-------------|--------------------------------|-------------|----------------------------------|
| AR. | as required | HYD. | hydraulic |
| ASM. | assembly | LH. | left hand |
| BBC. | blade brake clutch | NI. | nylon insert |
| CARR. | carriage | NPTF. | national pipe thread fine |
| DEG. | degrees | PFH. | phillips flat head |
| EXT. | external | PPH. | phillips pan head |
| FH. | flat head | PPHTF. | phillips pan head thread forming |
| GA. | gauge | PRH. | phillips round head |
| HD. | heavy-duty | PTH. | phillips truss head |
| HF. | hex flange | PTO. | power-take-off |
| HH. | hex head | RH. | right hand |
| HHF. | hex head flange | ROPS. | roll-over protection system |
| HHFTF. | hex head flange thread forming | SFH. | slotted fillister head |
| HJ. | hex jam | SHH. | slotted hex head |
| HLH. | hex lag head | SHWH. | slotted hex washer head |
| HOC. | height-of-cut | SPH. | slotted pan head |
| HSBH. | hex socket button head | SQH. | square head |
| HSFH. | hex socket flat head | SRH. | slotted round head |
| HSH. | hex socket head | STD. | standard |
| HWH. | hex washer head | TAP. | self tapping |
| HWHTF. | hex washer head thread forming | TTH. | torx truss head |

Footnotes

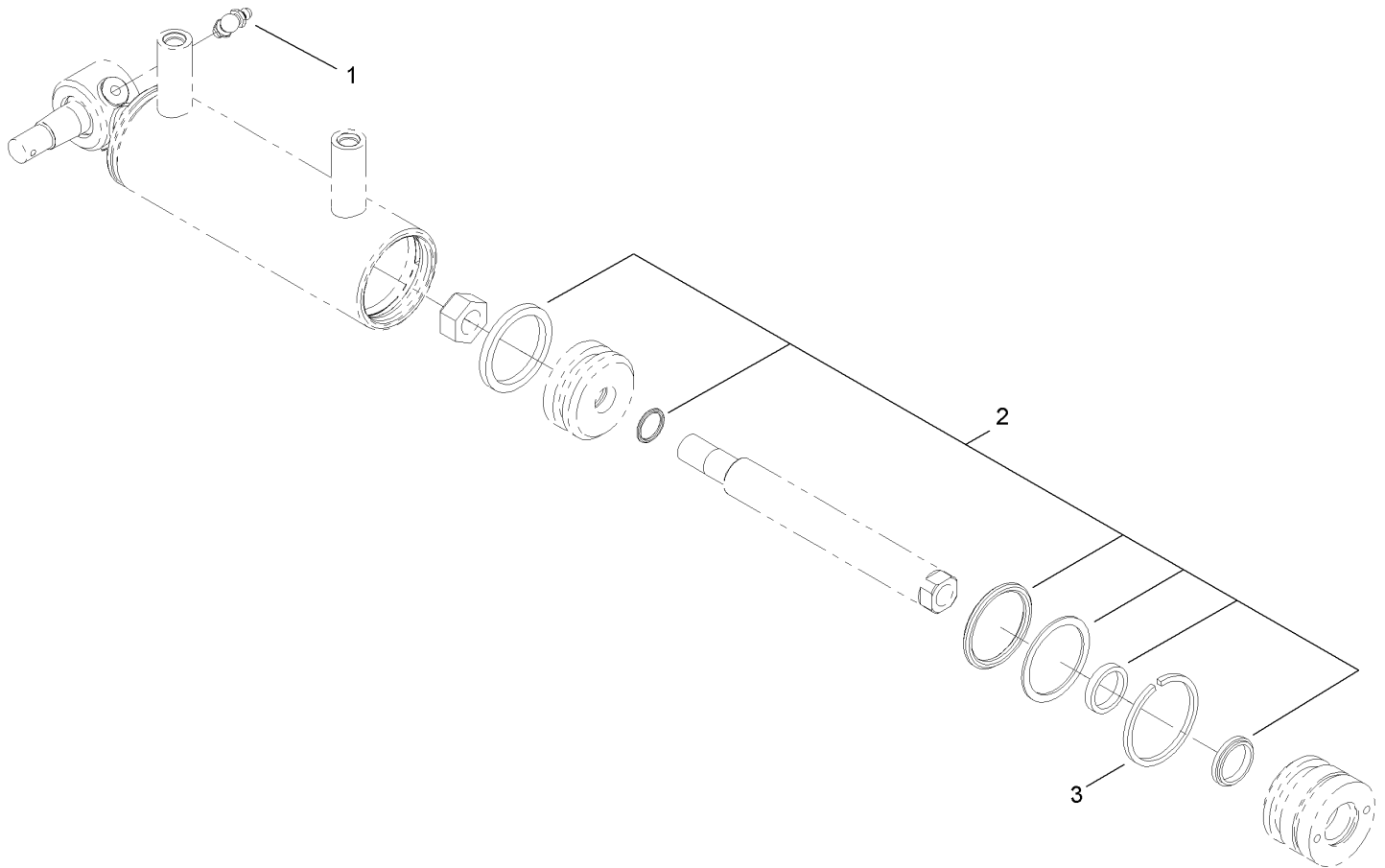
- ❶ Not illustrated
- ❷ Not serviced separately
- ❸ Obtain Parts From Kohler



Front Suspension Assembly

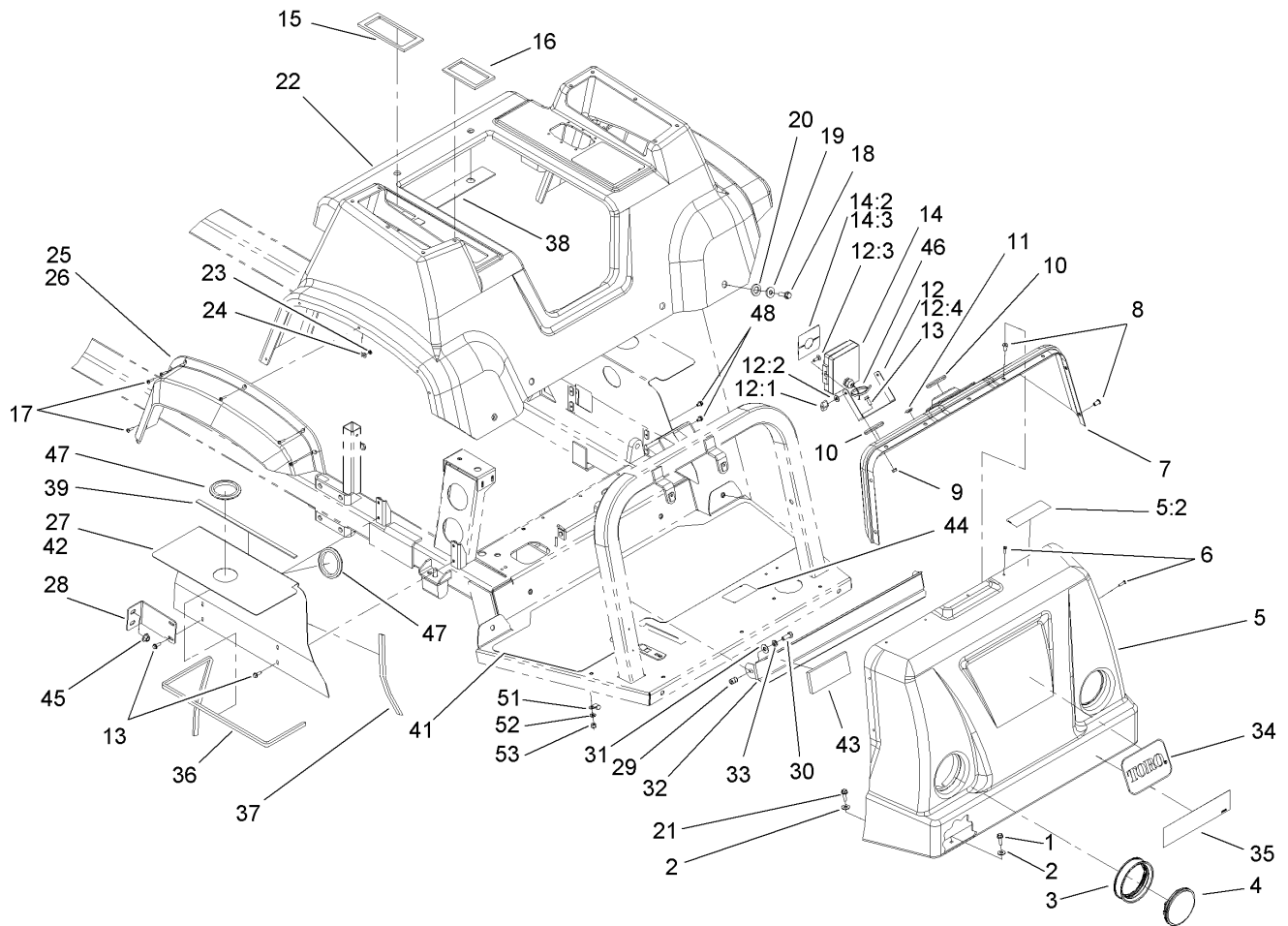
| Ref | Part No. | Qty. | Description |
|--------|-------------|------|------------------------|
| 1 | 108-3317-03 | 1 | A-Arm, RH |
| 2 | 100-8541 | 4 | Bushing-A Arm |
| 3 | 100-8544 | 2 | Pivot Pin ASM |
| 4 | 3234-4 | 2 | Screw-HHF |
| 5 | 108-3671-03 | 1 | Plate-Skid |
| 6 | 3234-5 | 4 | Screw-HHF |
| 7 | 327-4 | 2 | Screw-HH |
| 8 | 328-24 | 4 | Screw-HH |
| 9 | 100-8278 | 1 | Cylinder-Steering |
| 10 | 32136-13 | 1 | Nut-SHH |
| 11 | 302-60 | 6 | Fitting-Grease, 90 DEG |
| 12 | 112772-03 | 3 | RH Ball Joint ASM |
| 12:2 | | 1 | Joint-Ball, RH |
| 12:2:1 | 915031 | 1 | Nut |
| 13 | 100-6785 | 1 | Ring-Retaining |
| 14 | 3-6781 | 2 | Washer-Thrust |
| 15 | 256-318 | 2 | Bearing-Nyliner |
| 16 | 3256-25 | 3 | Washer-Flat |
| 17 | 108-3556 | 1 | Bracket-Cable |
| 18 | 3272-11 | 6 | Pin-Cotter |
| 19 | 108-3670 | 1 | Pivot-Steering |
| 20 | 302-5 | 4 | Fitting-Grease |
| 21 | 240-3 | 1 | Grommet-Rubber |
| 22 | 3218-21 | 2 | Nut-Jam |

| Ref | Part No. | Qty. | Description |
|--------|-------------|------|--------------------------|
| 23 | 3220-11 | 3 | Nut-Jam |
| 24 | 100-8534 | 2 | Tie Rod-Steering |
| 25 | 48-9520 | 2 | Nut |
| 26 | 321-6 | 2 | Screw-HH |
| 27 | 87-3470 | 2 | Bumper-Axle, Rear |
| 29 | 112771-03 | 2 | LH Ball Joint ASM |
| 29:2 | | 1 | Joint-Ball, LH |
| 29:2:1 | 915031 | 1 | Nut |
| 30 | 32151-104 | 4 | Ring-Retaining, External |
| 31 | 100-8414 | 1 | RH Axle ASM |
| 32 | 100-8413 | 1 | LH Axle ASM |
| 33 | 87-1430 | 4 | Joint-Ball |
| 34 | 2412-134 | 4 | R-Clamp |
| 35 | 32128-33 | 6 | Nut-HF |
| 36 | 87-2420 | 4 | Seal-Joint, Ball |
| 37 | 32128-50 | 2 | Nut-Flange |
| 38 | 3256-27 | 4 | Washer-Flat |
| 39 | 32136-2 | 4 | Nut-SHH |
| 40 | 3272-17 | 4 | Pin-Cotter |
| 41 | 108-3353 | 1 | Spindle-RH |
| 42 | 108-3354 | 1 | Spindle-LH |
| 43 | 108-3318-03 | 1 | A-Arm, LH |
| 44 | 108-3653 | 1 | Trim-Edge |
| 45 | 302-11 | 1 | Fitting-Lube, 45 DEG |



Hydraulic Cylinder Assembly No. 100-8278

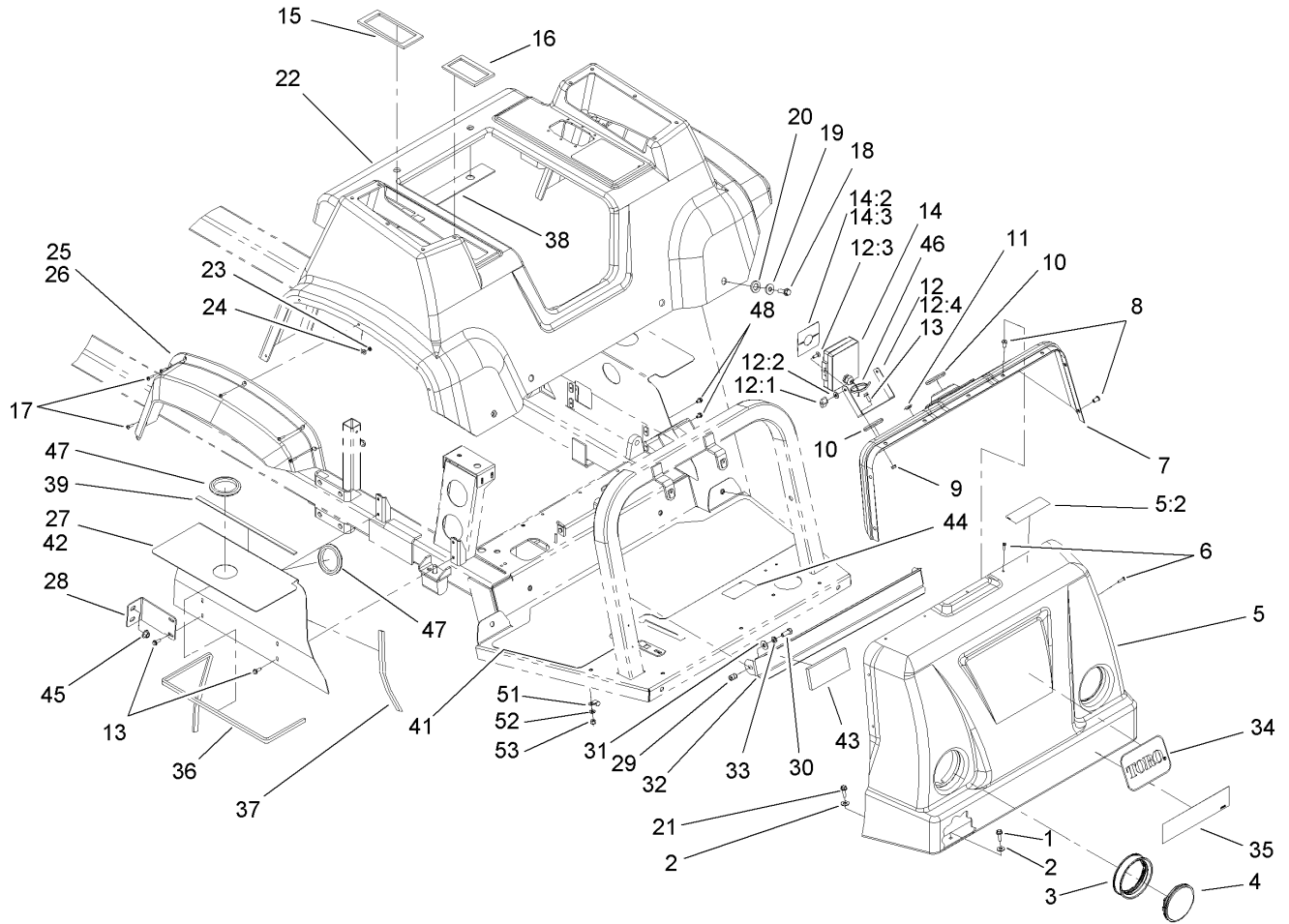
| Ref | Part No. | Qty. | Description |
|-----|----------|------|------------------------|
| 1 | 302-60 | 1 | Fitting-Grease, 90 DEG |
| 2 | 107-1552 | 1 | Seal Kit |
| 3 | 94-3612 | 1 | Ring-Retaining |



Engine Cover Assembly

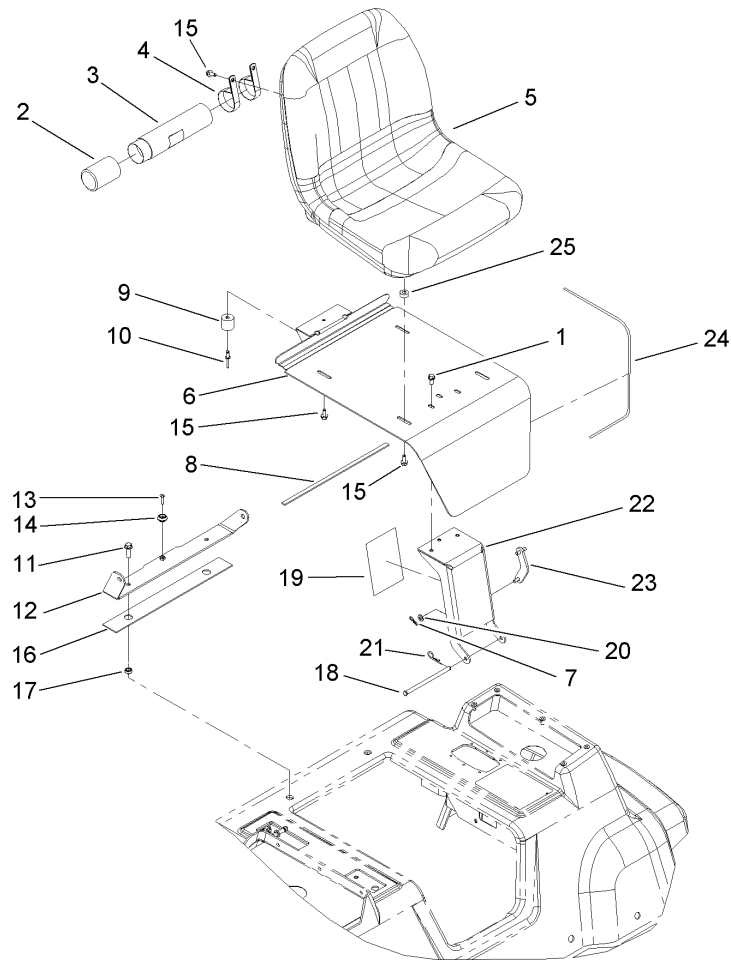
| Ref | Part No. | Qty. | Description |
|------|----------|------|------------------------------|
| 1 | 3234-17 | 4 | Screw-HHF |
| 2 | 3256-3 | 5 | Washer-Flat |
| 3 | 99-7311 | 2 | Mount-Headlight |
| 4 | 99-7310 | 2 | Headlight |
| 5 | 110-5225 | 1 | Hood ASM |
| 5:2 | 110-5240 | 1 | Decal-Caution, Rider |
| 6 | 3250-25 | 13 | Screw-PPH |
| 7 | 100-6777 | 1 | Dash Panel ASM |
| 8 | 100-8450 | 19 | Nut-Well |
| 9 | 32128-33 | 2 | Nut-HF |
| 10 | 40764 | 2 | Grommet |
| 11 | 94-7290 | 1 | Plug-Hole |
| 12 | 100-6735 | 1 | Monitor Mounting Bracket Kit |
| 12:1 | 99-0667 | 2 | Knob |
| 12:2 | 99-0730 | 2 | Washer-Rubber |
| 12:3 | 106-4868 | 2 | Screw-CARR |
| 12:4 | 99-0576 | 1 | Bracket |
| 13 | 3234-4 | 8 | Screw-HHF |
| 14 | 108-3312 | 1 | Monitor-Spray |
| 14:2 | 108-3307 | 1 | Decal-Monitor |
| 14:3 | 108-3309 | 1 | Decal-Monitor, Ce |
| 15 | 100-8436 | 1 | Seal-Foam |
| 16 | 100-8437 | 1 | Seal-Foam |
| 17 | 3250-13 | 12 | Screw-PPH |

| Ref | Part No. | Qty. | Description |
|-----|-------------|------|------------------------------------|
| 18 | 3234-24 | 6 | Screw-HHF |
| 19 | 107-8634 | 6 | Seatbase-Spacer |
| 20 | 100-8468 | 6 | Washer-Rubber |
| 21 | 3234-36 | 1 | Screw-HHF |
| 22 | 100-6776 | 1 | Seat Base ASM |
| 23 | 3217-26 | 12 | Nut-Hex |
| 24 | 3256-49 | 12 | Washer-Flat |
| 25 | 94-7074 | 1 | Flare-Fender, RH |
| 26 | 94-7075 | 1 | Flare-Fender, LH |
| 27 | 100-8443-03 | 1 | Panel-Shield, RH |
| 28 | 100-8623 | 2 | Bracket-Engine Cover Support, Rear |
| 29 | 92-3788 | 2 | Insert |
| 30 | 323-6 | 2 | Screw-HH |
| 31 | 3256-4 | 2 | Washer-Flat |
| 32 | 100-6731-03 | 1 | Shield-Headlight |
| 33 | 3253-21 | 2 | Washer-Lock |
| 34 | 62-5550 | 1 | Decal |
| 35 | 106-5128 | 1 | Decal |
| 36 | 100-8423 | 2 | Trim-Shield, Top |
| 37 | 100-8444 | 2 | Trim-Shield, Front And Rear |
| 38 | 100-8463 | 1 | Seal-Foam |
| 39 | 100-8499 | 2 | Seal-Foam |
| 41 | 100-8622 | 1 | Tread-Floor |



Engine Cover Assembly (continued)

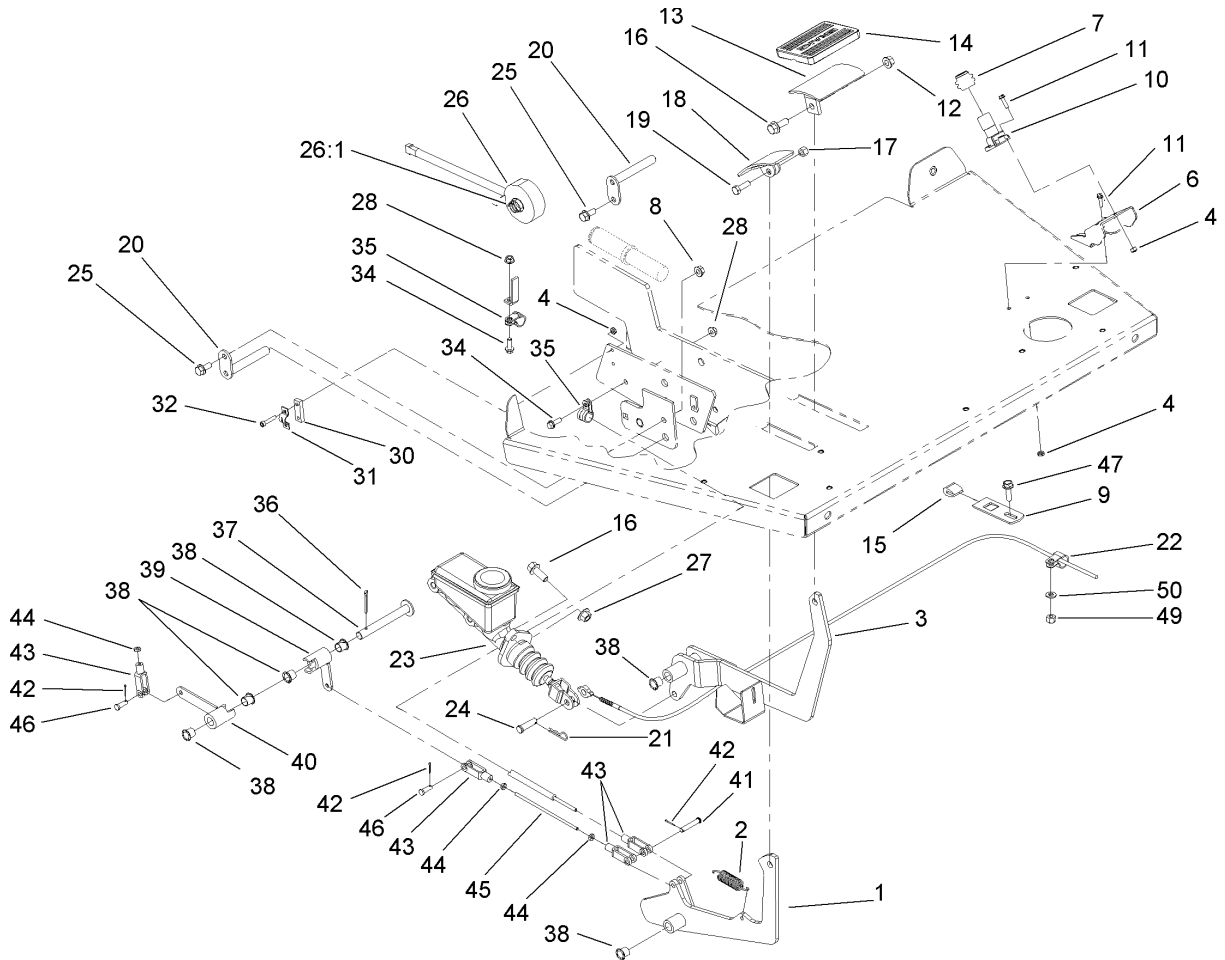
| Ref | Part No. | Qty. | Description | | | | |
|-----|-------------|------|---------------------|--|--|--|--|
| 42 | 100-8448-03 | 1 | Panel-Shield, LH | | | | |
| 43 | 106-4872 | 2 | Pad-Foam, Headlight | | | | |
| 44 | 100-8619 | 1 | Decal-Switch, Boom | | | | |
| 45 | 32128-43 | 2 | Nut-Flange | | | | |
| 46 | 3290-379 | 4 | Tie-Cable | | | | |
| 47 | 237-164 | 4 | Grommet | | | | |
| 48 | 3234-26 | 2 | Screw | | | | |
| 51 | 98-2390 | 1 | Clamp-R | | | | |
| 52 | 3296-29 | 1 | Nut-Lock, NI | | | | |
| 53 | 3256-74 | 1 | Washer-Flat | | | | |



Seat Support Assembly

| Ref | Part No. | Qty. | Description |
|-----|-------------|------|-----------------------|
| 1 | 3234-5 | 3 | Screw-HHF |
| 2 | 104-7048 | 1 | Cap-Housing |
| 3 | 104-7050 | 1 | Housing-Manual |
| 4 | 2412-133 | 2 | R-Clamp |
| 5 | 106-6672 | 1 | Seat |
| 6 | 108-3687-03 | 1 | Bracket-Seat |
| 7 | 3290-307 | 1 | Pin-Hair |
| 8 | 100-8499 | 1 | Seal-Foam |
| 9 | 99-7830 | 1 | Rubber Receptical ASM |
| 10 | 3290-412 | 1 | Rivet |
| 11 | 3234-24 | 2 | Screw-HHF |
| 12 | 107-8614-03 | 1 | Bracket-Seatbelt |
| 13 | 32108-5 | 1 | Screw-FH |
| 14 | 99-7833 | 1 | Post-Holding |
| 15 | 33104-016 | 6 | Screw-HHF |
| 16 | 100-8463 | 1 | Seal-Foam |
| 17 | 100-8464 | 2 | Spacer |
| 18 | 100-8501 | 1 | Pin-Clevis |
| 19 | 108-3699 | 1 | Decal-Fuse, Block |
| 20 | 3256-23 | 1 | Washer-Flat |
| 21 | 9335054 | 1 | Pin-Hair |
| 22 | 106-4958-03 | 1 | Bracket-Hinge |
| 23 | 106-5171 | 1 | Prop-Seat |
| 24 | 100-8500 | 1 | Trim-Seat |

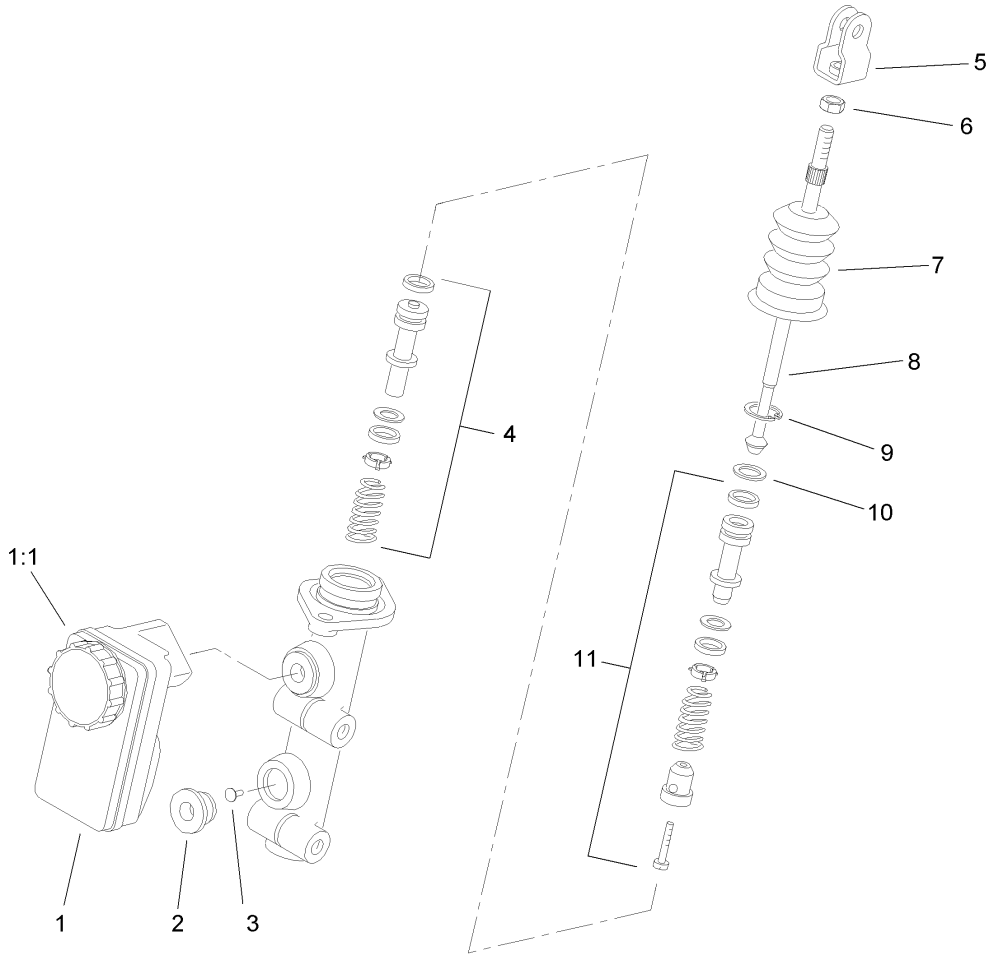
| Ref | Part No. | Qty. | Description |
|-----|----------|------|-------------|
| 25 | 104-8426 | 4 | Spacer |



Brake and Accelerator Pedal Assembly

| Ref | Part No. | Qty. | Description |
|-----|-------------|------|-----------------------|
| 1 | 100-8367-03 | 1 | Accelerator-Lever |
| 2 | 67-1450 | 1 | Spring-Idler |
| 3 | 100-8553-03 | 1 | Brake-Lever |
| 4 | 3296-2 | 6 | Nut-Lock |
| 6 | 110-5139-03 | 1 | Bracket-Switch, Floor |
| 7 | 110-5130 | 1 | Bellow-Switch |
| 8 | 32128-20 | 2 | Nut-HF |
| 9 | 104-8791-03 | 1 | Plate-Pedal, Stop |
| 10 | 110-5189 | 1 | Switch-Floor |
| 11 | 32105-13 | 4 | Screw-HWH |
| 12 | 32128-21 | 1 | Nut-HF |
| 13 | 100-8422-03 | 1 | Pedal Bracket ASM |
| 14 | 7-3900 | 1 | Pad-Brake |
| 15 | 100-6702 | 3 | Stop-Lever, Pedal |
| 16 | 3234-11 | 3 | Screw-HHF |
| 17 | 32153-3 | 1 | Nut-Hex, Side Deform |
| 18 | 93-8969-03 | 1 | Pedal |
| 19 | 322-5 | 1 | Screw-HH |
| 20 | 100-8554 | 2 | Pin-Pivot |
| 21 | 3290-250 | 1 | Pin-Hair |
| 22 | 98-2390 | 1 | Clamp-R |
| 23 | 94-3800 | 1 | Master Cylinder ASM |
| 24 | 283-42 | 1 | Pin-Clevis |
| 25 | 3234-5 | 2 | Screw-HHF |

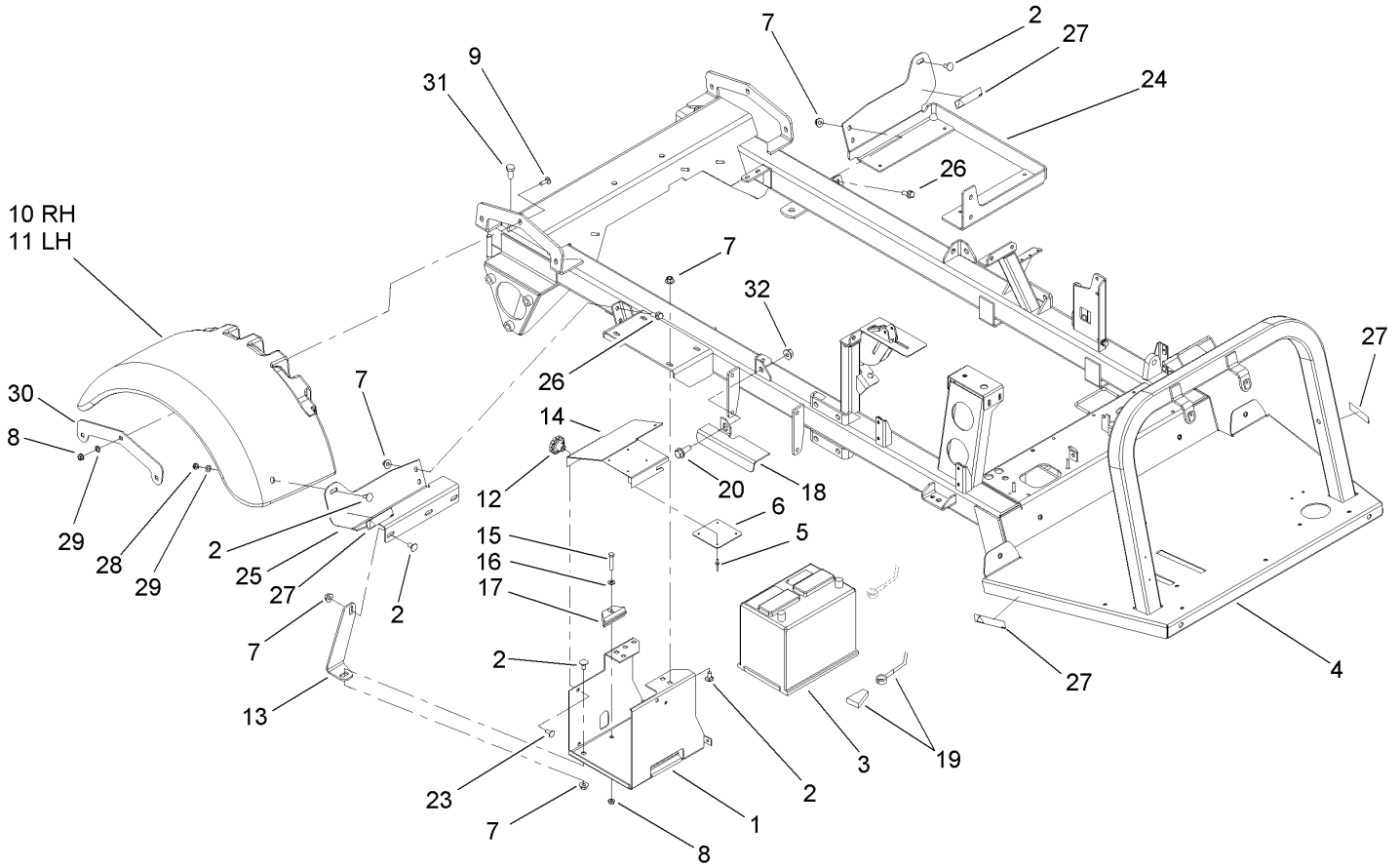
| Ref | Part No. | Qty. | Description |
|------|----------|------|---------------------|
| 26 | 99-8090 | 1 | Magnet ASM |
| 26:1 | 93-6601 | 1 | Spring-Compression |
| 27 | 32128-43 | 2 | Nut-Flange |
| 28 | 32128-33 | 2 | Nut-HF |
| 30 | 100-8561 | 1 | Plate-Spacer |
| 31 | 100-8560 | 1 | Bracket-Throttle |
| 32 | 3274-81 | 2 | Screw-HSH |
| 34 | 3234-4 | 2 | Screw-HHF |
| 35 | 2412-134 | 2 | R-Clamp |
| 36 | 3272-13 | 1 | Pin-Cotter |
| 37 | 100-8517 | 1 | Pivot Pin ASM |
| 38 | 256-257 | 8 | Bushing-Nyliner |
| 39 | 100-8515 | 1 | Arm-Actuator, Short |
| 40 | 100-8512 | 1 | Arm-Actuator, Long |
| 41 | 283-66 | 1 | Pin-Clevis |
| 42 | 3272-1 | 3 | Pin-Cotter |
| 43 | 282-28 | 4 | Clevis-Adjustable |
| 44 | 3219-14 | 4 | Nut-Hex |
| 45 | 100-8562 | 1 | Rod-Threaded |
| 46 | 283-67 | 2 | Pin-Clevis |
| 47 | 3234-17 | 1 | Screw-HHF |
| 49 | 3296-29 | 1 | Nut-Lock, NI |
| 50 | 3256-74 | 1 | Washer-Flat |



Master Cylinder Assembly No. 94-3800

| Ref | Part No. | Qty. | Description |
|-----|----------|------|----------------------------|
| 1 | 87-3040 | 1 | Reservoir-Cylinder, Master |
| 1:1 | 92-4112 | 1 | Cap ASM |
| 2 | 93-8971 | 2 | Seal-Port, Flange |
| 3 | 92-4103 | 1 | Pin-Stop |
| 4 | 92-4102 | 1 | Secondary Piston ASM |
| 5 | 92-4110 | 1 | Clevis |
| 6 | 21-0360 | 1 | Nut-Hex |
| 7 | 94-5209 | 1 | Cover-Dust |
| 8 | 94-5210 | 1 | Rod-Push |
| 9 | 92-4109 | 1 | Ring-Snap |
| 10 | 92-4108 | 1 | Retainer-Washer |
| 11 | 92-4101 | 1 | Primary Piston ASM |

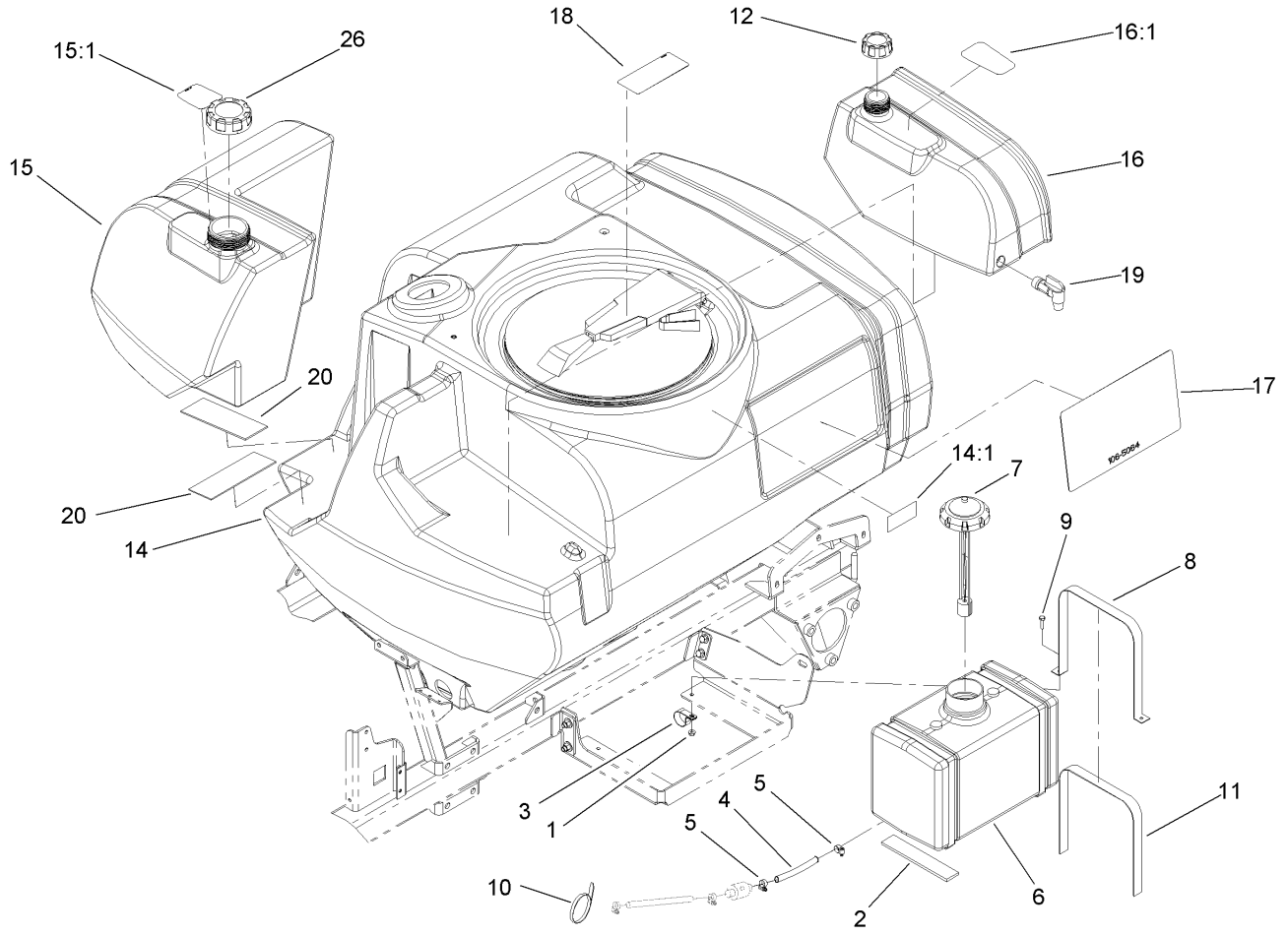
| | | | |
|--|--|--|--|
| | | | |
|--|--|--|--|



Rear Fender and Battery Mount Assembly

| Ref | Part No. | Qty. | Description |
|-----|-------------|------|--------------------------|
| 1 | 87-5120-03 | 1 | Bracket-Holder, Battery |
| 2 | 3231-1 | 6 | Screw-CARR |
| 3 | 106-5187 | 1 | Battery |
| 4 | 108-3665-03 | 1 | Frame-Main |
| 5 | 3269-27 | 4 | Rivet-Snap |
| 6 | 87-7620 | 1 | Shield-Terminal, Battery |
| 7 | 32128-43 | 10 | Nut-Flange |
| 8 | 32128-20 | 7 | Nut-HF |
| 9 | 3230-2 | 6 | Bolt-CARR |
| 10 | 112-6806 | 1 | Fender-RH |
| 11 | 112-6805 | 1 | Fender-LH |
| 12 | 19-4050 | 2 | Knob |
| 13 | 100-8201-03 | 1 | Support-Battery |
| 14 | 87-5130-03 | 1 | Cover-Battery |
| 15 | 322-9 | 1 | Screw-HH |
| 16 | 3256-23 | 1 | Washer-Flat |
| 17 | 66-2490 | 1 | Retainer-Battery |
| 18 | 110-5243-03 | 1 | Guard-Pump |
| 19 | 108-9472 | 1 | Cable-Battery, Positive |
| 20 | 3234-32 | 1 | Screw-HHF |
| 23 | 3230-23 | 2 | Screw-CARR |
| 24 | 108-3664-03 | 1 | Bracket-Mount |
| 25 | 108-3659-03 | 1 | Support-Fender |
| 26 | 3234-11 | 6 | Screw-HHF |

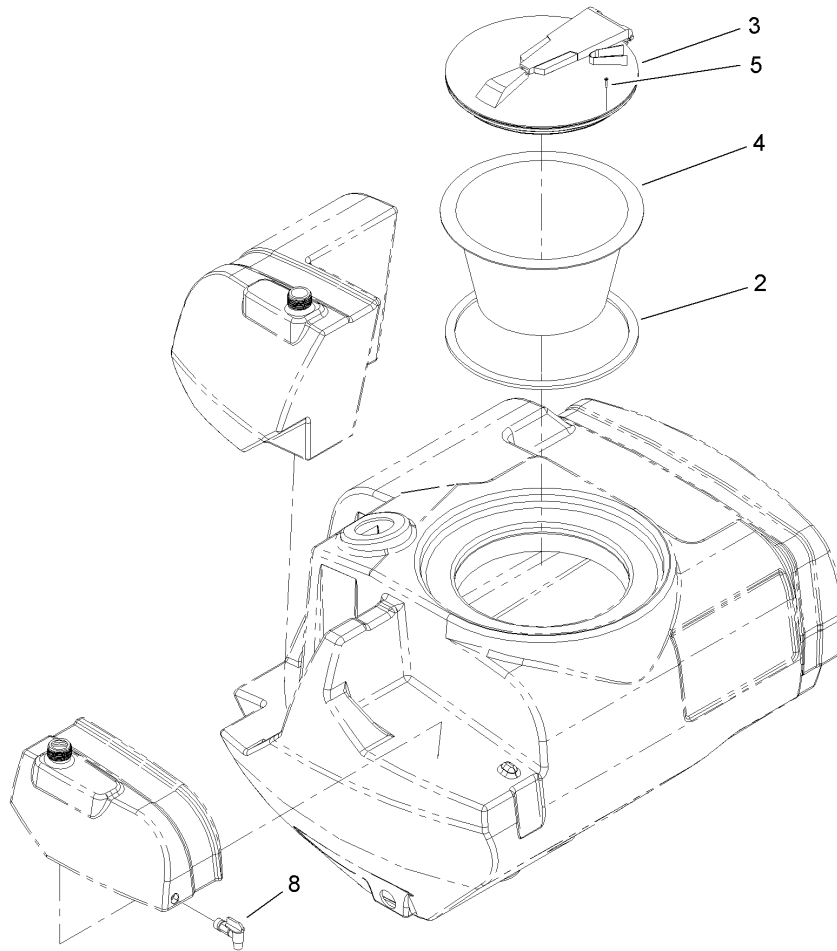
| Ref | Part No. | Qty. | Description |
|-----|-------------|------|------------------|
| 27 | 108-3252 | 4 | Decal-Torque, Ce |
| 28 | 3296-59 | 6 | Nut-Lock, NI |
| 29 | 3256-46 | 6 | Washer-Flat |
| 30 | 108-3656-03 | 2 | Bracket-Fender |
| 31 | 325-4 | 2 | Screw-HH |
| 32 | 32128-49 | 1 | Nut-HHF |



Fresh Water Tank Assembly

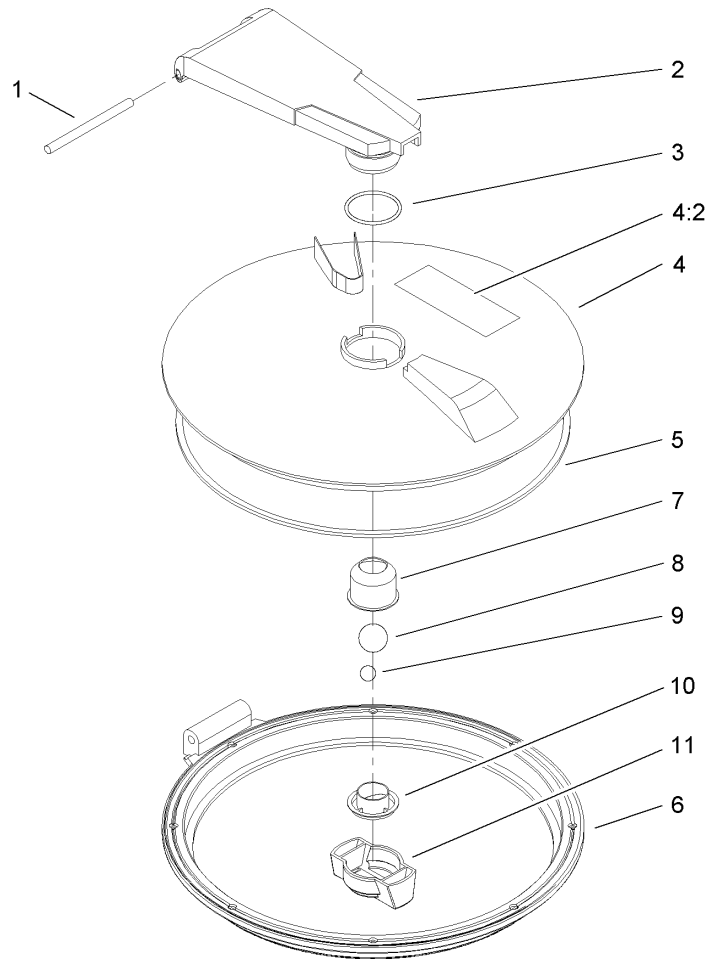
| Ref | Part No. | Qty. | Description |
|------|-------------|------|---------------------------|
| 1 | 32128-33 | 4 | Nut-HF |
| 2 | 100-8524 | 2 | Strip-Foam |
| 3 | 2412-126 | 1 | R-Clamp |
| 4 | 108-3682 | 1 | Hose-Fuel |
| 5 | 2412-108 | 2 | Clamp-Worm |
| 6 | 100-8294 | 1 | Tank-Fuel |
| 7 | 100-8386 | 1 | Fuel Cap And Guage ASM |
| 8 | 106-4867-03 | 2 | Strip-Hold Down, Gas Tank |
| 9 | 321-6 | 4 | Screw-HH |
| 10 | 3290-379 | 4 | Tie-Cable |
| 11 | 108-3378 | 2 | Strap-Strip, Felt |
| 12 | 106-5052 | 1 | Cap-Water, Fresh |
| 13 | | 1 | Main Tank ASM |
| 14 | 112-7902 | 1 | 175 Gallon Tank ASM |
| 14:1 | 106-1355 | 1 | Decal-No Tank Entry |
| 15 | 106-5046 | 1 | 20 Gallon Tank ASM |
| 15:1 | 107-8640 | 1 | Decal-Tank, Rinse |
| 16 | 106-5047 | 1 | 5 Gallon Tank ASM |
| 16:1 | 106-5051 | 1 | Decal-Flush, Tank |
| 17 | 106-5064 | 2 | Decal-Profile, Low |
| 18 | 93-0688 | 1 | Decal-Warning, Chemical |
| 19 | 106-4925 | 1 | Spigot-90 DEG |
| 20 | 107-8629 | 2 | Pad-Rubber |
| 26 | 107-8641 | 1 | Cap-Water, Fresh |

| | | | |
|--|--|--|--|
| | | | |
|--|--|--|--|



Main Tank Assembly

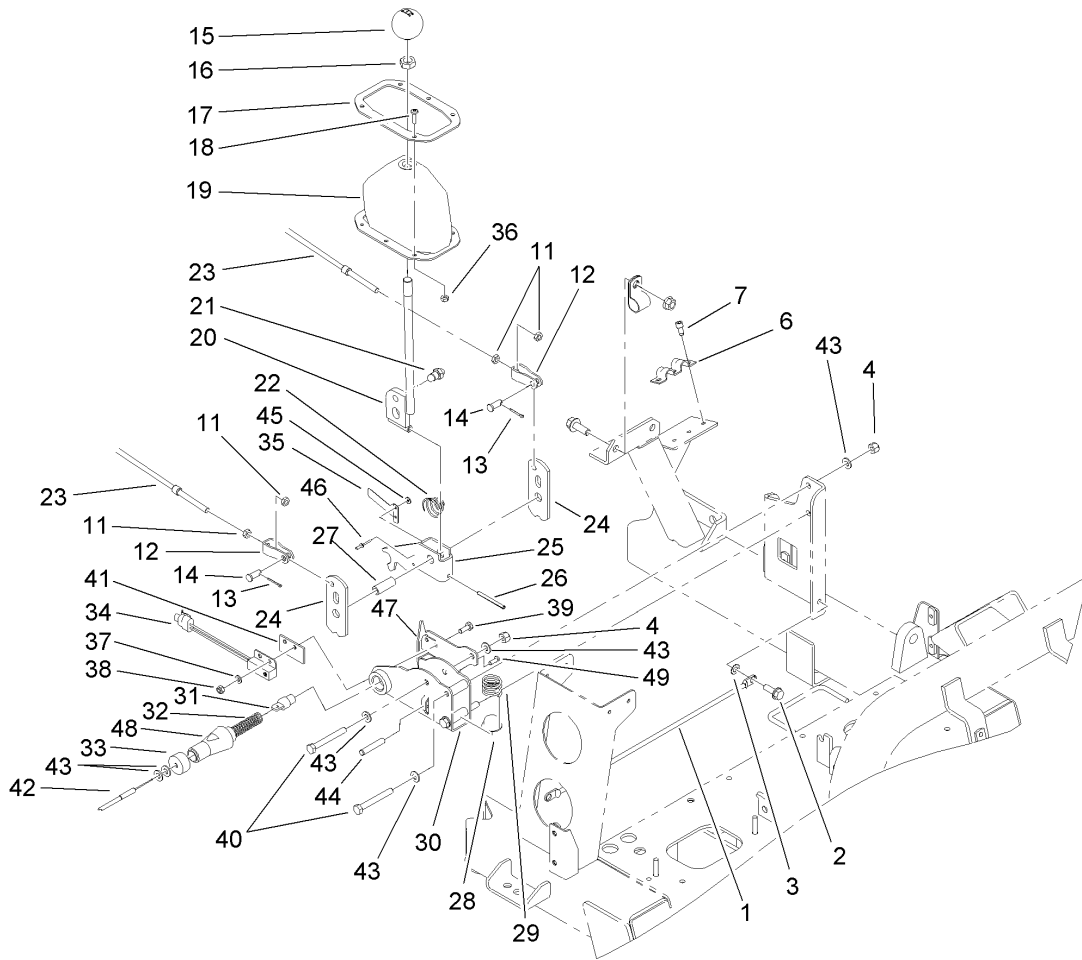
| Ref | Part No. | Qty. | Description | | | | |
|-----|----------|------|-------------------------|--|--|--|--|
| 2 | 106-4991 | 1 | Seal-Lid | | | | |
| ②3 | | 1 | Screw Type Tank Lid ASM | | | | |
| 4 | 104-9051 | 1 | Basket-Strainer | | | | |
| 5 | 107-8635 | 8 | Screw-PFH | | | | |
| 8 | 106-4925 | 1 | Spigot-90 DEG | | | | |



Lid Assembly

| Ref | Part No. | Qty. | Description |
|-----|----------|------|-------------------------|
| 1 | 106-5000 | 1 | Pin-Pivot |
| 2 | 106-5001 | 1 | Arm |
| 3 | 106-5002 | 1 | O-Ring |
| 4 | 106-1369 | 1 | Lid |
| 4:2 | 93-0688 | 1 | Decal-Warning, Chemical |
| 5 | 106-5004 | 1 | Seal-Lid |
| 6 | 106-5005 | 1 | Ring |
| 7 | 106-5006 | 1 | Cup-Vent |
| 8 | 106-5007 | 1 | Ball-Floating |
| 9 | 106-5008 | 1 | Ball-Weight |
| 10 | 106-5009 | 1 | Holder-Ball |
| 11 | 106-5010 | 1 | Nut-Wing |

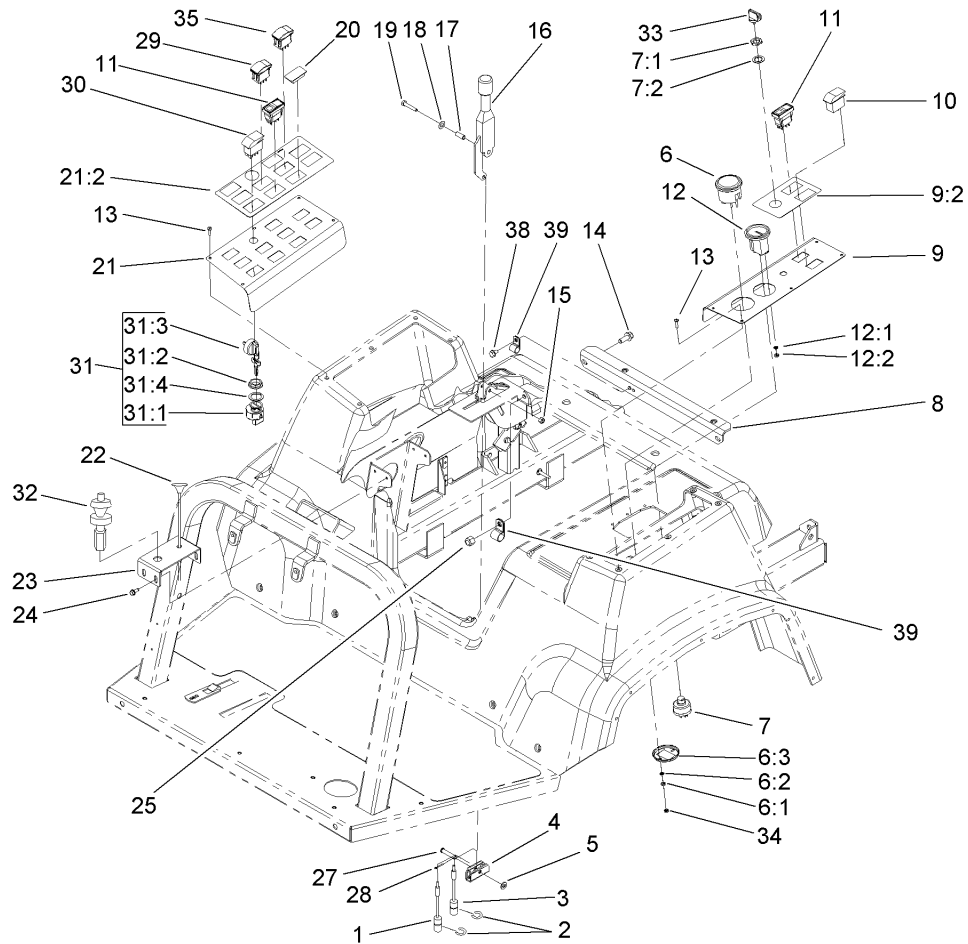
| | | | |
|--|--|--|--|
| | | | |
|--|--|--|--|



Shifter Assembly

| Ref | Part No. | Qty. | Description |
|-----|------------|------|---------------------------|
| 1 | 108-3698 | 1 | Cable-Battery, Negative |
| 2 | 32144-14 | 1 | Screw-HWHTF |
| 3 | 3255-8 | 1 | Washer-Lock |
| 4 | 3296-29 | 3 | Nut-Lock, NI |
| 6 | 87-4960 | 1 | Clamp-Cable |
| 7 | 65-5220 | 3 | Screw-HSH, Thread Forming |
| 11 | 3220-1 | 4 | Nut-Jam |
| 12 | 87-2310 | 2 | Clevis-Cable |
| 13 | 3272-6 | 2 | Pin-Cotter |
| 14 | 283-62 | 2 | Pin-Clevis |
| 15 | 87-6720 | 1 | Knob-Shift |
| 16 | 3218-18 | 1 | Nut-Jam |
| 17 | 87-3760-03 | 1 | Plate-Boot, Shift |
| 18 | 3250-13 | 6 | Screw-PPH |
| 19 | 87-8620 | 1 | Shift Boot ASM |
| 20 | 87-2040 | 1 | Shift Lever ASM |
| 21 | 87-3650 | 1 | Pin-Shift |
| 22 | 87-2900 | 1 | Spring-Compression |
| 23 | 100-8359 | 2 | Cable-Shift |
| 24 | 87-3540 | 2 | Link-Shift |
| 25 | 108-3565 | 1 | Bracket-Shifter |
| 26 | 32121-48 | 1 | Pin-Spring |
| 27 | 108-3570 | 3 | Tube-Shifter |
| 28 | 87-3530 | 1 | Button-Shifter |

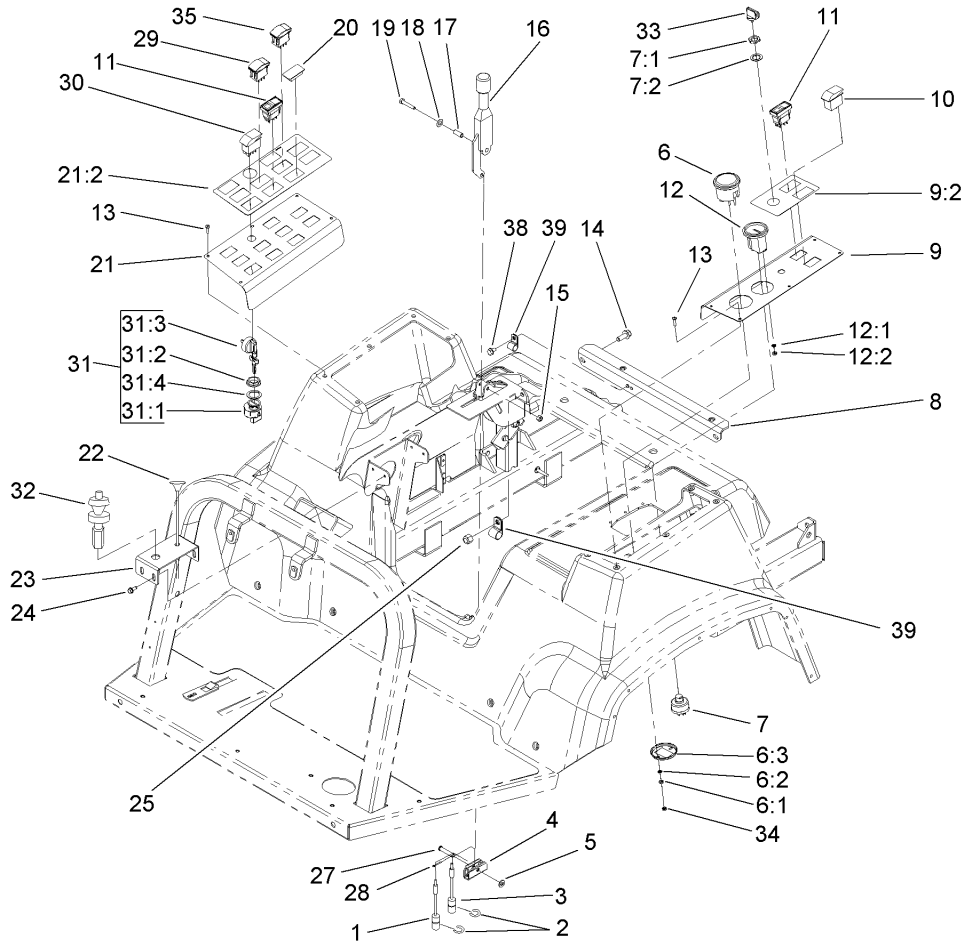
| Ref | Part No. | Qty. | Description |
|-----|-----------|------|------------------------|
| 29 | 87-3660 | 1 | Spring-Compression |
| 30 | 110-5106 | 1 | Clevis |
| 31 | 108-3558 | 1 | Pin-Retracting |
| 32 | 108-3557 | 1 | Spring |
| 33 | 108-3564 | 1 | Cap-Spring |
| 34 | 105-0023 | 1 | Switch-Proximity |
| 35 | 110-5125 | 1 | Flag-Sensor, Proximity |
| 36 | 3296-2 | 6 | Nut-Lock |
| 37 | 33093-00 | 2 | Washer-Flat |
| 38 | 33023-00 | 2 | Nut-Lock |
| 39 | 33113-016 | 2 | Screw-HH |
| 40 | 322-12 | 3 | Screw-HH |
| 41 | 110-5102 | 1 | Spacer-Insulator |
| 42 | 108-3553 | 1 | Shift Lock Cable ASM |
| 43 | 3256-74 | 8 | Washer-Flat |
| 44 | 3290-507 | 1 | Pin-Dowel |
| 45 | 5-1254 | 2 | Washer |
| 46 | 3290-55 | 2 | Rivet-Pop |
| 47 | 110-5101 | 1 | Bracket-Mount, Switch |
| 48 | 110-5103 | 1 | Tube-Shifter |
| 49 | 3250-12 | 1 | Screw-PPH |



Parking Brake and Console Assembly

| Ref | Part No. | Qty. | Description |
|------|-------------|------|---------------------------|
| 1 | 87-8240 | 1 | Cable-Brake |
| 2 | 32120-47 | 2 | Ring-Retaining, External |
| 3 | 100-8261 | 1 | Cable-Park Brake, RH |
| 4 | 87-3480 | 1 | Bracket-Equalizer, Cable |
| 5 | 3256-23 | 1 | Washer-Flat |
| 6 | 98-2160 | 1 | Voltmeter |
| 6:1 | 3217-27 | 1 | Nut-Hex |
| 6:2 | 3255-25 | 1 | Washer-Lock |
| 6:3 | 78-0080 | 1 | Clamp-Mounting |
| 7 | 83-0020 | 1 | Switch-Ignition |
| 7:1 | 218-461 | 1 | Nut-HH |
| 7:2 | 3254-5 | 1 | Washer-Tooth |
| 8 | 106-4859-03 | 1 | Bracket-Seatbox |
| 9 | 100-8452 | 1 | Vehicle Control Panel ASM |
| 9:2 | 100-8470 | 1 | Decal-Controls |
| 10 | 100-8469 | 1 | Switch-Rocker |
| 11 | 104-9007 | 2 | Switch-Rocker |
| 12 | 66-2950 | 1 | Gauge-Hourmeter |
| 12:1 | 3255-20 | 2 | Washer-Lock |
| 12:2 | 3217-25 | 2 | Nut-Hex |
| 13 | 3250-25 | 10 | Screw-PPH |
| 14 | 3234-11 | 2 | Screw-HHF |
| 15 | 3296-42 | 1 | Nut-Lock, NI |
| 16 | 87-2710 | 1 | Lever-Brake |

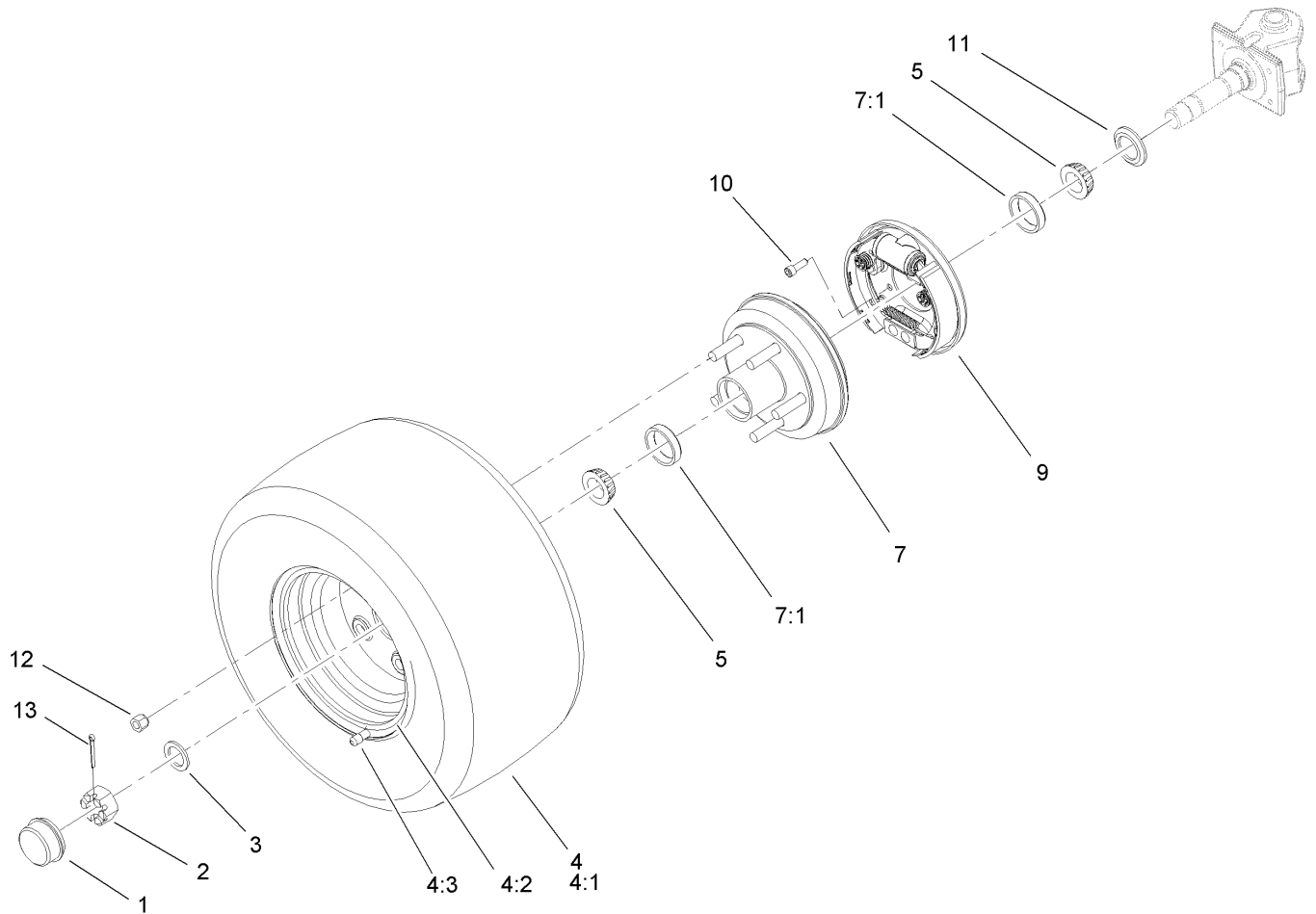
| Ref | Part No. | Qty. | Description |
|------|-------------|------|----------------------------|
| 17 | 87-4710 | 1 | Spacer-Brake, Parking |
| 18 | 3290-477 | 1 | Washer-Curved |
| 19 | 321-9 | 1 | Screw-HH |
| 20 | 99-7420 | 3 | Plug-Hole |
| 21 | 110-5218 | 1 | Spray Control Panel ASM |
| 21:2 | 100-8489 | 1 | Decal-Control, Spray |
| 22 | 41697 | 1 | Choke-Control |
| 23 | 100-8385-03 | 1 | Bracket-Speed, Throttle |
| 24 | 32144-10 | 4 | Screw-HWH |
| 25 | 32128-21 | 2 | Nut-HF |
| 27 | 94-3829 | 1 | Pin-Clevis |
| 28 | 3272-6 | 1 | Pin-Cotter |
| 29 | 100-1535 | 1 | Switch |
| 30 | 100-8490 | 3 | Switch-Dpdt |
| 31 | 110-2580 | 1 | Switch-Key, Supervisor |
| 31:1 | | 1 | Switch-Key |
| 31:2 | 108-8660 | 1 | Nut-Mounting |
| 31:3 | 110-5221 | 1 | Set-Key, Supervisor |
| 31:4 | 108-8659 | 1 | Washer-Backup |
| 32 | 100-8384 | 1 | Throttle Speed Control ASM |
| 33 | 63-8360 | 2 | Key-Ignition |
| 34 | 32149-9 | 2 | Nut-Keps |
| 35 | 100-1535 | 2 | Switch |
| 38 | 32144-70 | 1 | Screw-HWHTF |



Parking Brake and Console Assembly (continued)

| Ref | Part No. | Qty. | Description |
|-----|----------|------|-------------|
| 39 | 2412-39 | 2 | R-Clamp |

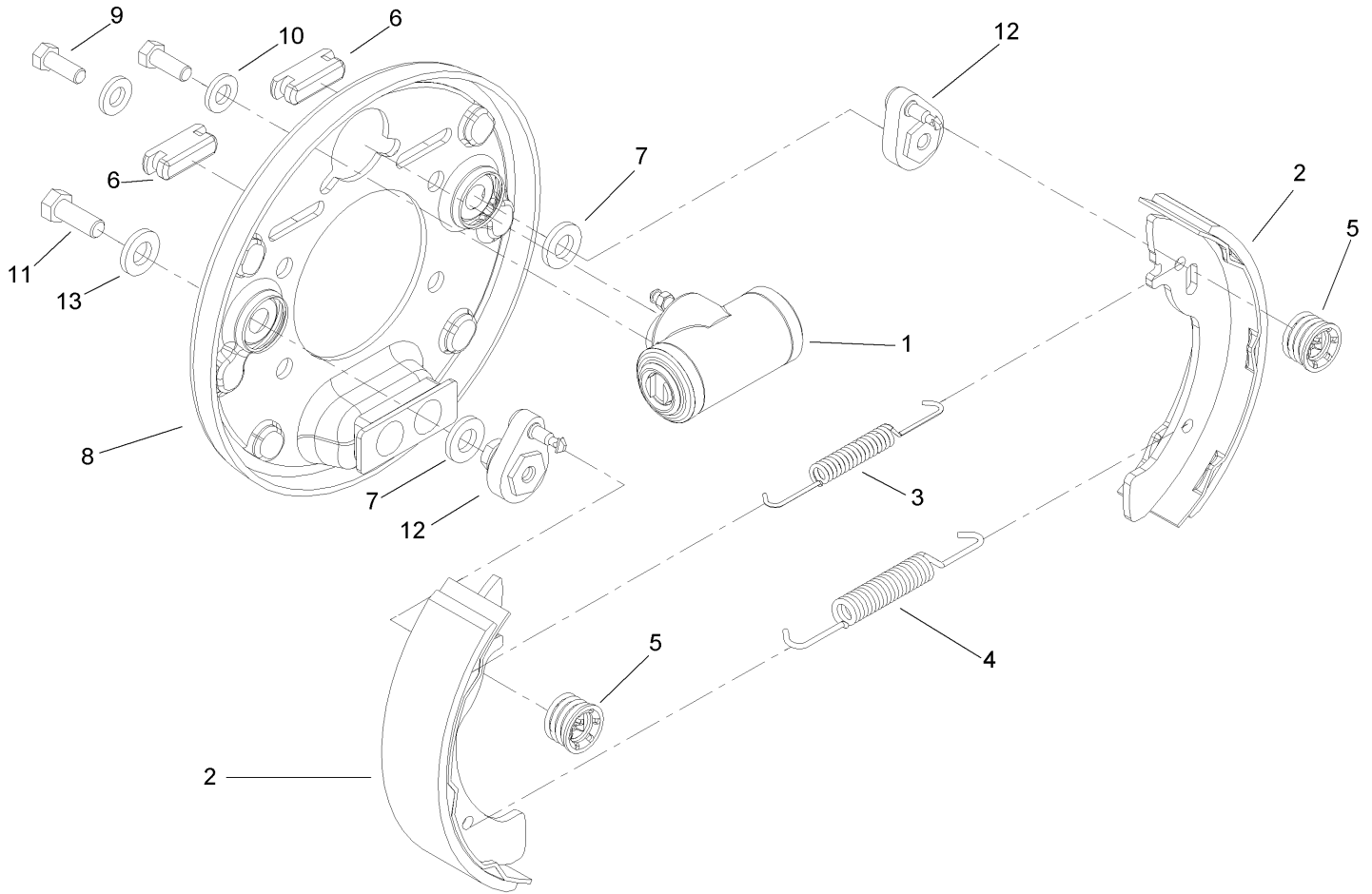
| | | | |
|--|--|--|--|
| | | | |
|--|--|--|--|



Front Wheel Assembly

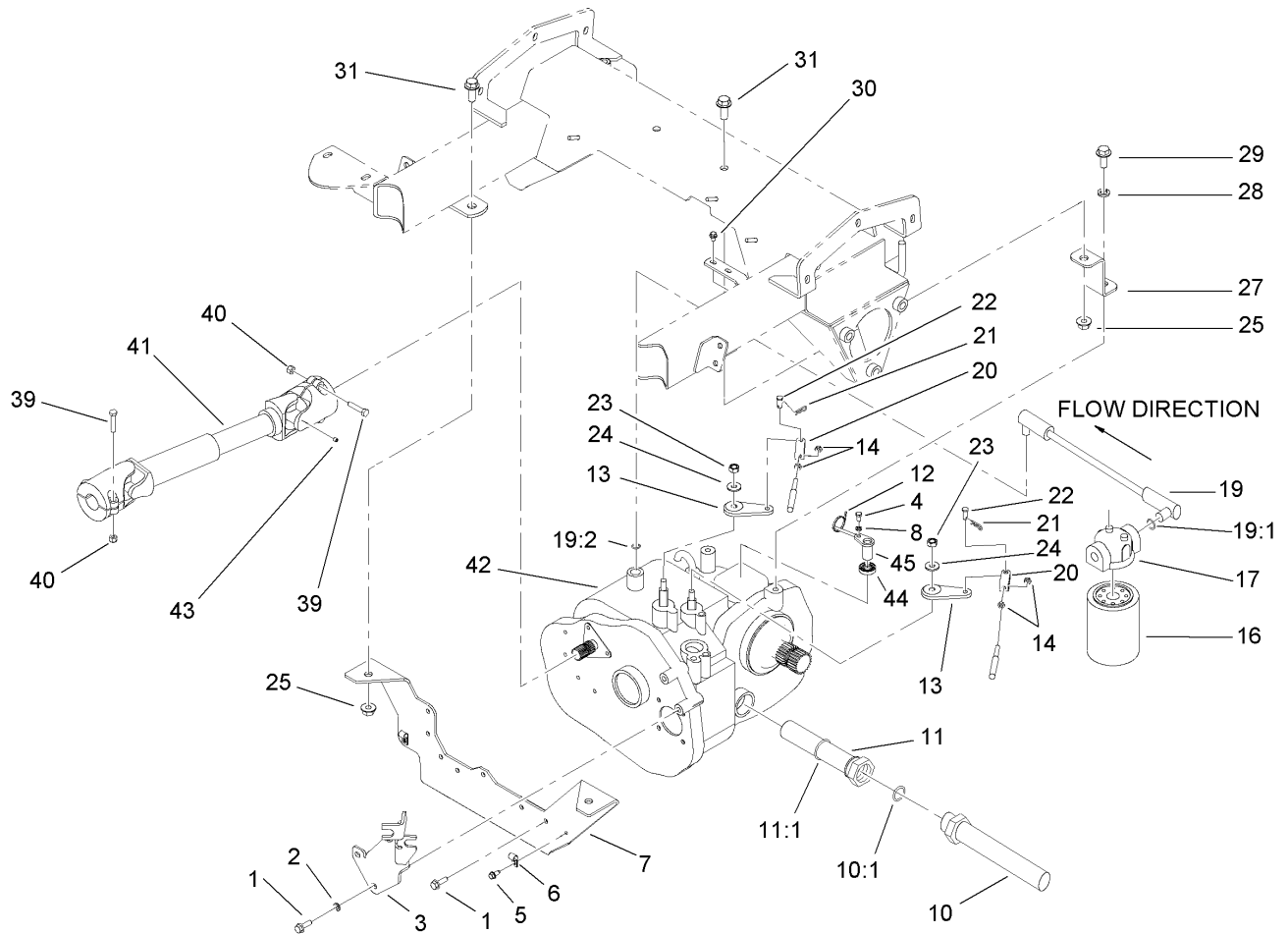
| Ref | Part No. | Qty. | Description |
|-----|----------|------|--------------------------|
| 1 | 241-119 | 2 | Cap-Dust |
| 2 | 1-809082 | 2 | Nut-SHH |
| 3 | 27-1850 | 2 | Washer-Pivot |
| 4 | 110-5135 | 2 | Front Tire And Wheel ASM |
| 4:1 | 110-5133 | 1 | Tire |
| 4:2 | 241-121 | 1 | Wheel ASM |
| 4:3 | 232-27 | 1 | Stem-Valve |
| 5 | 254-92 | 4 | Cone-Bearing, Outer |
| 7 | 100-8287 | 2 | Hub/Drum-Front |
| 7:1 | 254-72 | 2 | Bearing-Cup, Tapered |
| 9 | 100-8285 | 2 | Front Brake ASM |
| 10 | 3273-14 | 8 | Screw-HSH |
| 11 | 253-129 | 2 | Seal |
| 12 | 321077 | 10 | Nut-Wheel |
| 13 | 3272-13 | 2 | Pin-Cotter |

| | | | |
|--|--|--|--|
| | | | |
|--|--|--|--|



Front Brake Assembly No. 100-8285

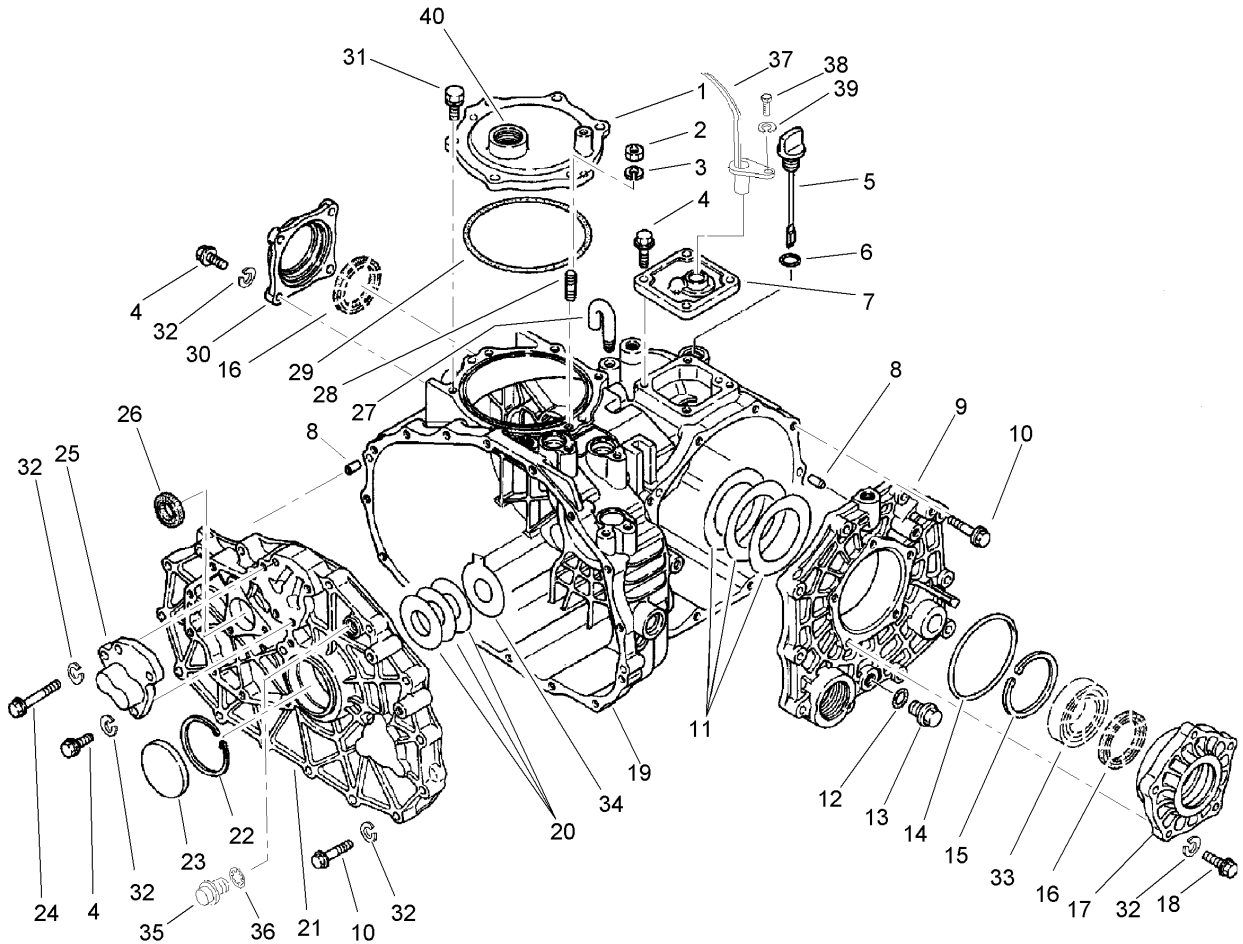
| Ref | Part No. | Qty. | Description |
|-----|-----------|------|---------------------------|
| 1 | 100-8580 | 1 | Wheel Cylinder ASM |
| 2 | 100-8587 | 1 | Shoe Set |
| 3 | 100-8581 | 1 | Spring-Upper |
| 4 | 100-8582 | 1 | Spring-Lower |
| 5 | 100-8583 | 2 | Shoe Hold Down Spring ASM |
| 6 | 100-8584 | 2 | Cover-Dust |
| 7 | 100-8585 | 2 | Washer-Bellville |
| 8 | 100-8586 | 1 | Backing Plate ASM |
| 9 | 33103-012 | 2 | Screw-HHF |
| 10 | 3253-3 | 2 | Washer-Lock |
| 11 | 329-2 | 2 | Screw-HH |
| 12 | 100-8588 | 2 | Adjuster Lever ASM |
| 13 | 3256-1 | 2 | Washer-Flat |



Transaxle Installation Assembly

| Ref | Part No. | Qty. | Description |
|------|-------------|------|--------------------------|
| 1 | 33104-025 | 10 | Screw-HHF |
| 2 | 3253-4 | 10 | Washer-Lock |
| 3 | 107-8749-03 | 1 | Bracket-Cable |
| 4 | 33113-012 | 1 | Screw-HH |
| 5 | 32144-10 | 2 | Screw-HWH |
| 6 | 2412-89 | 2 | Clamp |
| 7 | 100-8531-03 | 1 | Transaxle-Mount |
| 8 | 48-8020 | 1 | Washer-Spring |
| 10 | 100-8250 | 1 | Hose-Suction |
| 10:1 | 237-81 | 1 | O-Ring |
| 11 | 87-3990 | 1 | Strainer-Transaxle |
| 11:1 | 237-123 | 1 | O-Ring |
| 12 | 3290-379 | 4 | Tie-Cable |
| 13 | 87-7960 | 2 | Lever-Shift |
| 14 | 3220-1 | 4 | Nut-Jam |
| 16 | 54-0110 | 1 | Filter-Oil, Transmission |
| 17 | 87-8780 | 1 | Head-Filter |
| 19 | 100-8254 | 1 | Hose-Return, Axle |
| 19:1 | 237-79 | 1 | O-Ring |
| 19:2 | 237-42 | 1 | O-Ring |
| 20 | 87-2310 | 2 | Clevis-Cable |
| 21 | 3290-307 | 2 | Pin-Hair |
| 22 | 283-62 | 2 | Pin-Clevis |
| 23 | 48-9520 | 2 | Nut |

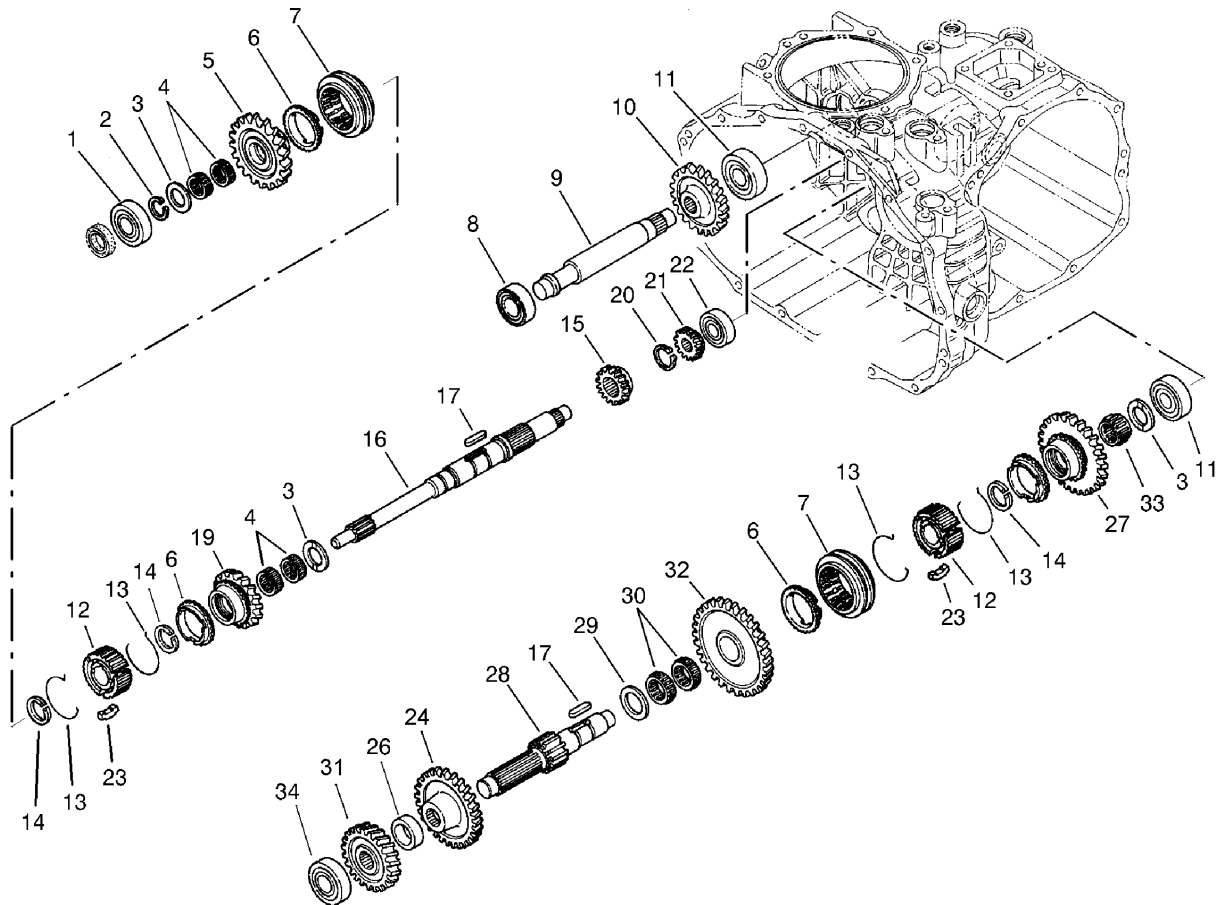
| Ref | Part No. | Qty. | Description |
|-----|-------------|------|------------------------|
| 24 | 80-6990 | 2 | Washer-Hardened |
| 25 | 32128-49 | 2 | Nut-HHF |
| 27 | 100-8220-03 | 2 | Strap-Mount, Transaxle |
| 28 | 3253-7 | 2 | Washer-Lock |
| 29 | 33106-030 | 2 | Screw-HHF |
| 30 | 3234-33 | 2 | Screw-HHF |
| 31 | 3234-32 | 4 | Screw-HHF |
| 39 | 322-7 | 4 | Screw-HH |
| 40 | 3296-29 | 4 | Nut-Lock, NI |
| 41 | 100-8293 | 1 | Shaft-Drive, Input |
| 42 | 104-9078 | 1 | Transaxle |
| 43 | 3245-32 | 1 | Screw-HSH |
| 44 | 92-3735 | 1 | Seal-Oil, Sensor |
| 45 | 85-4350 | 1 | Sensor-Geartooth |



Case Assembly Transaxle Assembly No. 104-9078

| Ref | Part No. | Qty. | Description |
|-----|-----------|------|----------------------|
| 1 | 100-8595 | 1 | Cover-PTO |
| 2 | 48-7930 | 1 | Nut |
| 3 | 92-0762 | 1 | Washer-Spring |
| 4 | 33114-025 | 11 | Screw-HH |
| 5 | 92-0662 | 1 | Cap-Oil |
| 6 | 92-0788 | 1 | O-Ring |
| 7 | 92-3736 | 1 | Cover ASM |
| 8 | 92-0765 | 4 | Pin-Parallel |
| 9 | 92-0653 | 1 | Cover-Side |
| 10 | 33114-040 | 25 | Screw-HH |
| 11 | 92-0809 | 1 | Set-Shim |
| 12 | 92-0787 | 1 | O-Ring |
| 13 | 92-0773 | 1 | Plug-Drain |
| 14 | 92-0789 | 1 | O-Ring |
| 15 | 92-0760 | 1 | Ring-Snap |
| 16 | 92-0793 | 2 | Seal-Oil |
| 17 | 92-0654 | 1 | Carrier-Differential |
| 18 | 48-7730 | 5 | Screw-HH |
| 19 | 92-0651 | 1 | Case-Transmission |
| 20 | 100-4460 | 1 | Shim Set |
| 21 | 100-4461 | 1 | Plate-Center |
| 22 | 92-0759 | 1 | Ring-Snap |
| 23 | 92-0807 | 1 | Cap-Sealing |
| 24 | 48-7560 | 1 | Bolt-HH |

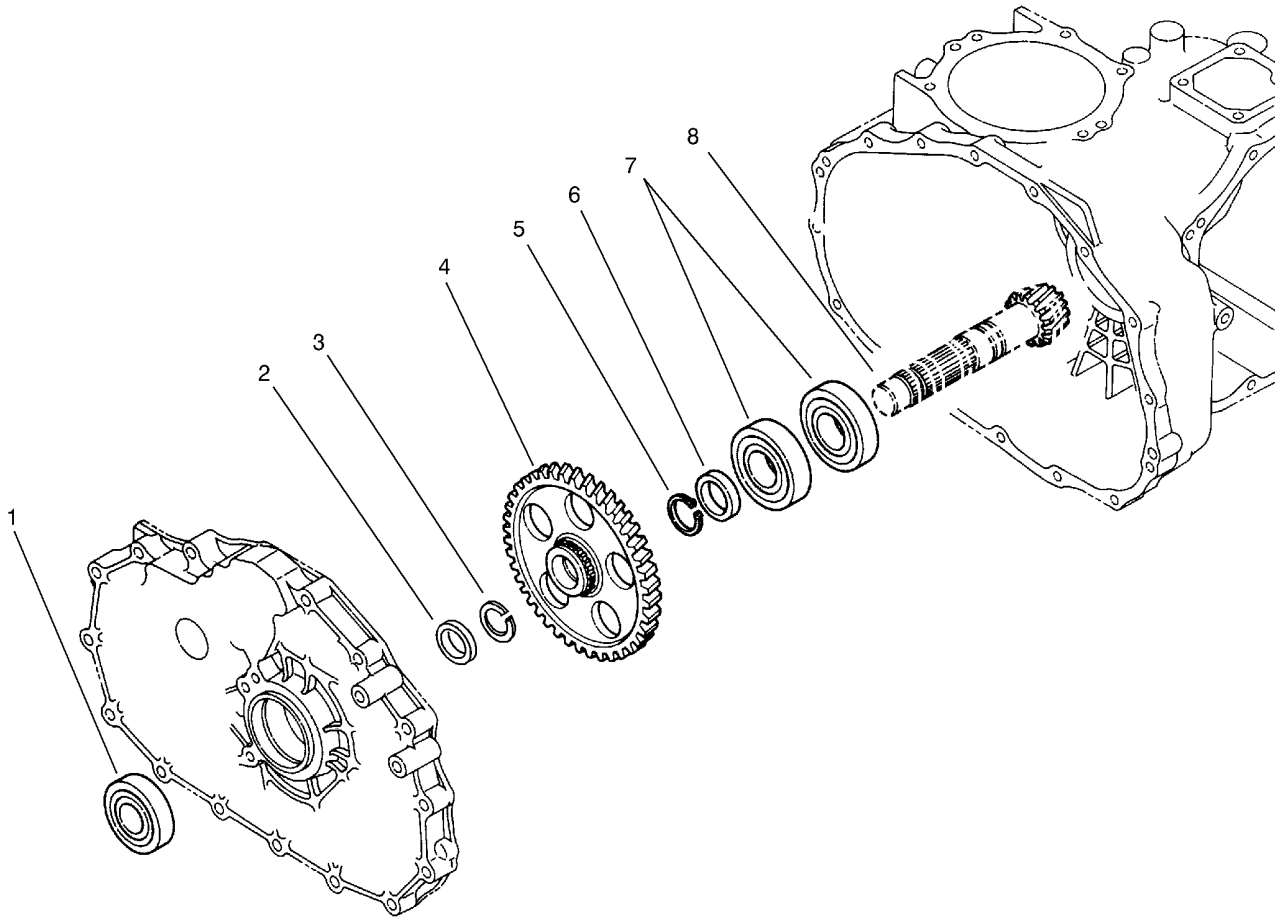
| Ref | Part No. | Qty. | Description |
|-----|----------|------|--------------------|
| 25 | 92-0706 | 1 | Shaft-Fork |
| 26 | 92-0791 | 1 | Seal-Oil |
| 27 | 92-0743 | 1 | Breather-Air |
| 28 | 92-0804 | 1 | Stud |
| 29 | 92-0790 | 1 | O-Ring |
| 30 | 92-0655 | 1 | Cover-Seal, Axle |
| 31 | 92-0796 | 5 | Bolt |
| 32 | 3253-4 | 42 | Washer-Lock |
| 33 | 92-0775 | 2 | Bearing |
| 34 | 100-4465 | 1 | Shim (W/Tab) |
| 35 | 100-6924 | 1 | Plug |
| 36 | 100-6925 | 1 | Packing |
| 37 | 85-4350 | 1 | Sensor-Gear tooth |
| 38 | 48-7610 | 1 | Screw |
| 39 | 48-8020 | 1 | Washer-Spring |
| 40 | 110-5196 | 1 | Plug-Transaxle |
| ●99 | 100-6928 | 1 | Bolt |
| ●99 | 100-8594 | 1 | Cover-Shaft, Input |



Gear Shaft Assembly Transaxle Assembly No. 104-9078

| Ref | Part No. | Qty. | Description |
|-----|----------|------|--------------------------|
| 1 | 251-8 | 1 | Bearing-Ball |
| 2 | 92-0753 | 1 | Ring-Snap |
| 3 | 92-0740 | 3 | Washer-Thrust |
| 4 | 92-0781 | 4 | Bearing-Needle |
| 5 | 108-3694 | 1 | Gear-Main, 36T |
| 6 | 92-0667 | 3 | Ring-Synchro |
| 7 | 92-0668 | 2 | Shifter-Synchro |
| 8 | 251-346 | 2 | Bearing-Ball |
| 9 | 100-8602 | 1 | Shaft-Idler, Reverse |
| 10 | 92-0684 | 1 | Gear-Reverse, 33 Tooth |
| 11 | 92-0778 | 2 | Bearing |
| 12 | 92-0664 | 2 | Hub-Synchro |
| 13 | 92-0666 | 4 | Spring-Synchro |
| 14 | 92-0763 | 3 | Ring-Snap |
| 15 | 100-8598 | 1 | Gear-Main, 20 Tooth |
| 16 | 100-8596 | 1 | Shaft-Main |
| 17 | 92-0772 | 2 | Key |
| 19 | 108-3695 | 1 | Gear-Main, 22T |
| 20 | 92-0754 | 1 | Ring-Snap |
| 21 | 92-0673 | 1 | Gear-Main, 14 Tooth |
| 22 | 92-0650 | 1 | Bearing |
| 23 | 92-0665 | 6 | Key-Synchro |
| 24 | 92-0676 | 1 | Gear-Reduction, 32 Tooth |
| 26 | 100-8601 | 1 | Collar |

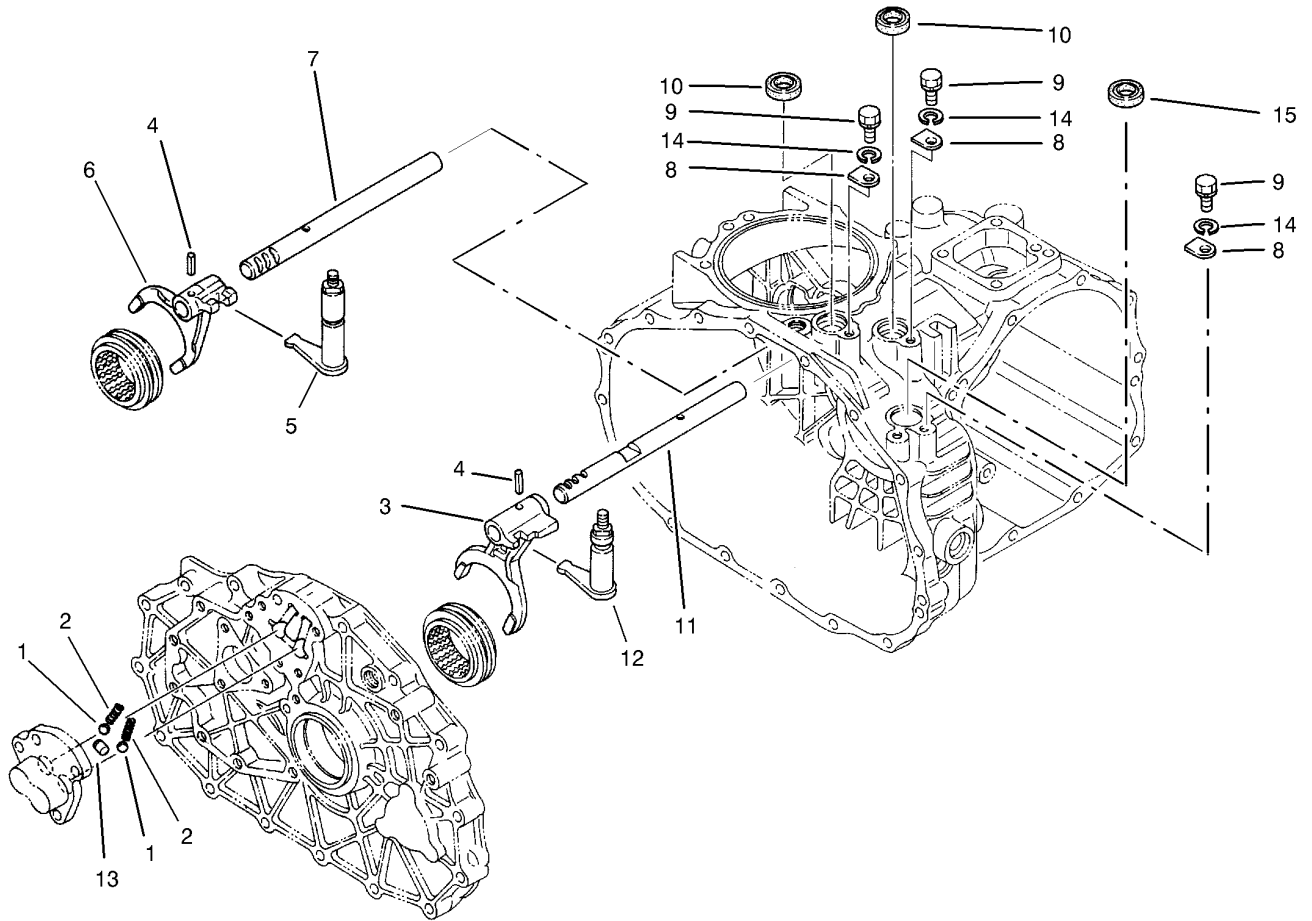
| Ref | Part No. | Qty. | Description |
|-----|----------|------|--------------------------|
| 27 | 92-0819 | 1 | Gear-Reduction, 40 Tooth |
| 28 | 92-0674 | 1 | Shaft-Reduction |
| 29 | 92-0682 | 1 | Washer-Thrust |
| 30 | 92-0681 | 2 | Bearing-Needle |
| 31 | 100-8599 | 1 | Gear-Red, 25 Tooth |
| 32 | 108-3697 | 1 | Gear-Reduction, 47T |
| 33 | 92-0782 | 1 | Bearing-Needle |
| 34 | 105-7985 | 1 | Bearing |



Countershaft Assembly Transaxle Assembly No. 104-9078

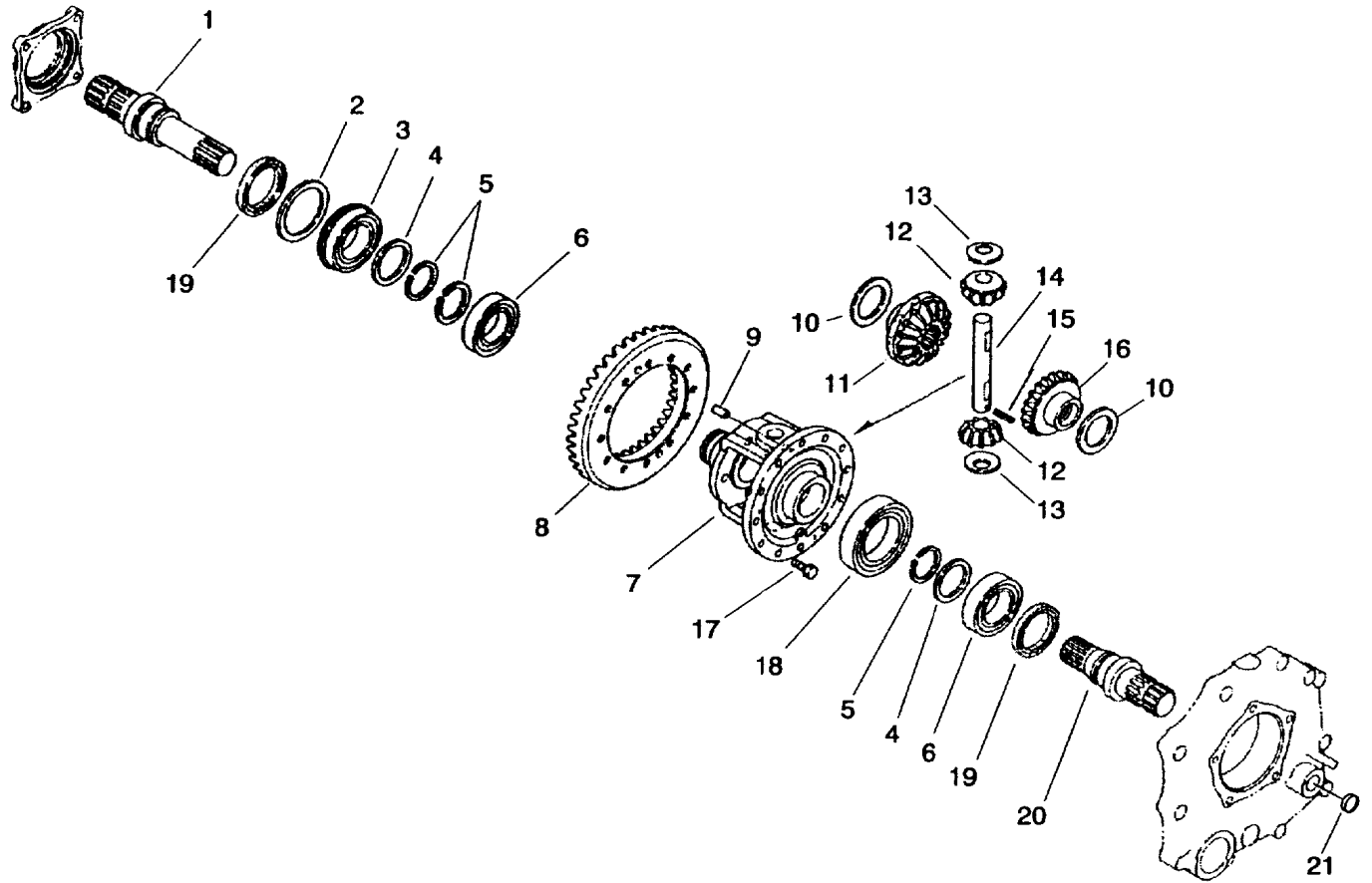
| Ref | Part No. | Qty. | Description |
|-----|----------|------|--------------|
| 1 | 92-0712 | 1 | Bearing-Ball |
| 2 | 92-0716 | 1 | Collar |
| 3 | 92-0764 | 1 | Ring-Snap |
| 4 | 100-8603 | 1 | Gear-Count |
| 5 | 92-0755 | 1 | Ring-Snap |
| 6 | 92-0713 | 1 | Collar |
| 7 | 92-0714 | 2 | Bearing |
| 8 | 92-0710 | 1 | Gear-Ring |

| | | | |
|--|--|--|--|
| | | | |
|--|--|--|--|



Shift Fork Assembly Transaxle Assembly No. 104-9078

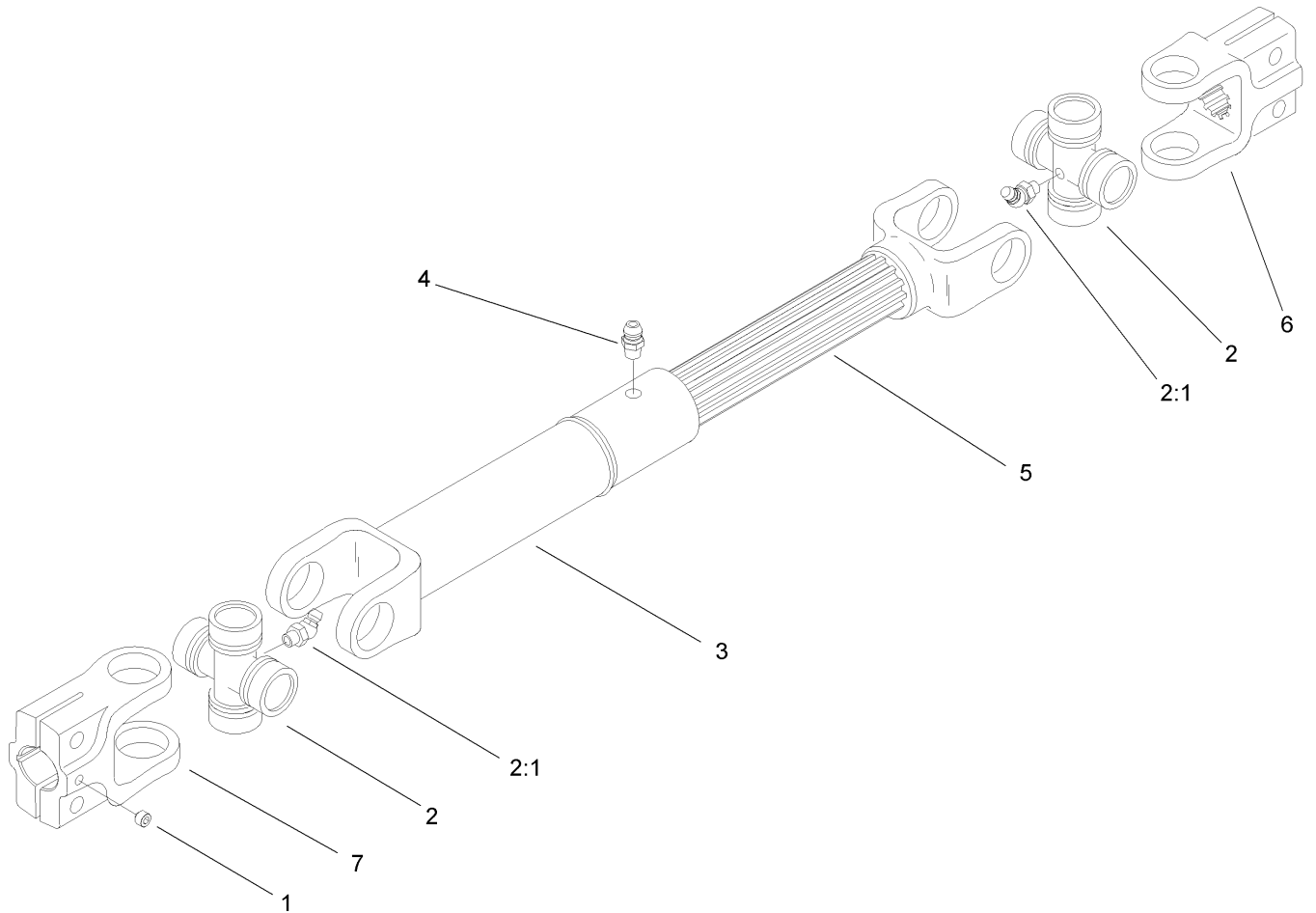
| Ref | Part No. | Qty. | Description |
|-----|-----------|------|--------------|
| 1 | 92-0785 | 3 | Ball-Steel |
| 2 | 92-0731 | 3 | Spring |
| 3 | 92-0700 | 1 | Fork-Shift |
| 4 | 92-0769 | 2 | Pin-Roll |
| 5 | 92-0817 | 1 | Arm-Shift |
| 6 | 92-0701 | 1 | Fork-Shift |
| 7 | 92-0699 | 1 | Shaft-Fork |
| 8 | 92-0732 | 3 | Plate-Keeper |
| 9 | 33114-016 | 3 | Screw-HH |
| 10 | 92-0729 | 3 | Seal-Oil |
| 11 | 92-0698 | 1 | Shaft-Fork |
| 12 | 92-0816 | 1 | Arm-Shift |
| 13 | 92-0705 | 1 | Lock-Spindle |
| 14 | 3253-4 | 3 | Washer-Lock |
| 15 | 100-6927 | 1 | Cap-Sealing |



Differential Gear Assembly Transaxle Assembly No. 104-9078

| Ref | Part No. | Qty. | Description |
|-----|----------|------|-------------------------------------|
| 1 | 92-0726 | 1 | Shaft-Axle, Right |
| 2 | 92-0728 | 1 | Washer |
| 3 | 92-0780 | 1 | Bearing |
| 4 | 92-0727 | 2 | Washer |
| 5 | 92-0756 | 3 | Ring-Snap |
| 6 | 92-0775 | 2 | Bearing |
| 7 | 92-0720 | 1 | Case-Differential |
| 8 | 92-0710 | 1 | Ring Gear ASM (Incl. Counter Shaft) |
| 9 | 92-0765 | 2 | Pin-Parallel |
| 10 | 92-0747 | 2 | Side-Gear, Left Inner |
| 11 | 92-0746 | 1 | Gear-Side, RH |
| 12 | 92-0748 | 2 | Pinion-Differential |
| 13 | 92-0750 | 2 | Washer |
| 14 | 92-0749 | 1 | Shaft-Pinion |
| 15 | 92-0768 | 2 | Pin-Roll, Spring |
| 16 | 92-0745 | 1 | Gear-Side, LH |
| 17 | 92-0803 | 12 | Bolt |
| 18 | 92-0776 | 1 | Bearing |
| 19 | 92-0793 | 2 | Seal-Oil |
| 20 | 92-0725 | 1 | Shaft-Axle, Left |
| 21 | 100-6926 | 1 | Cap-Sealing |

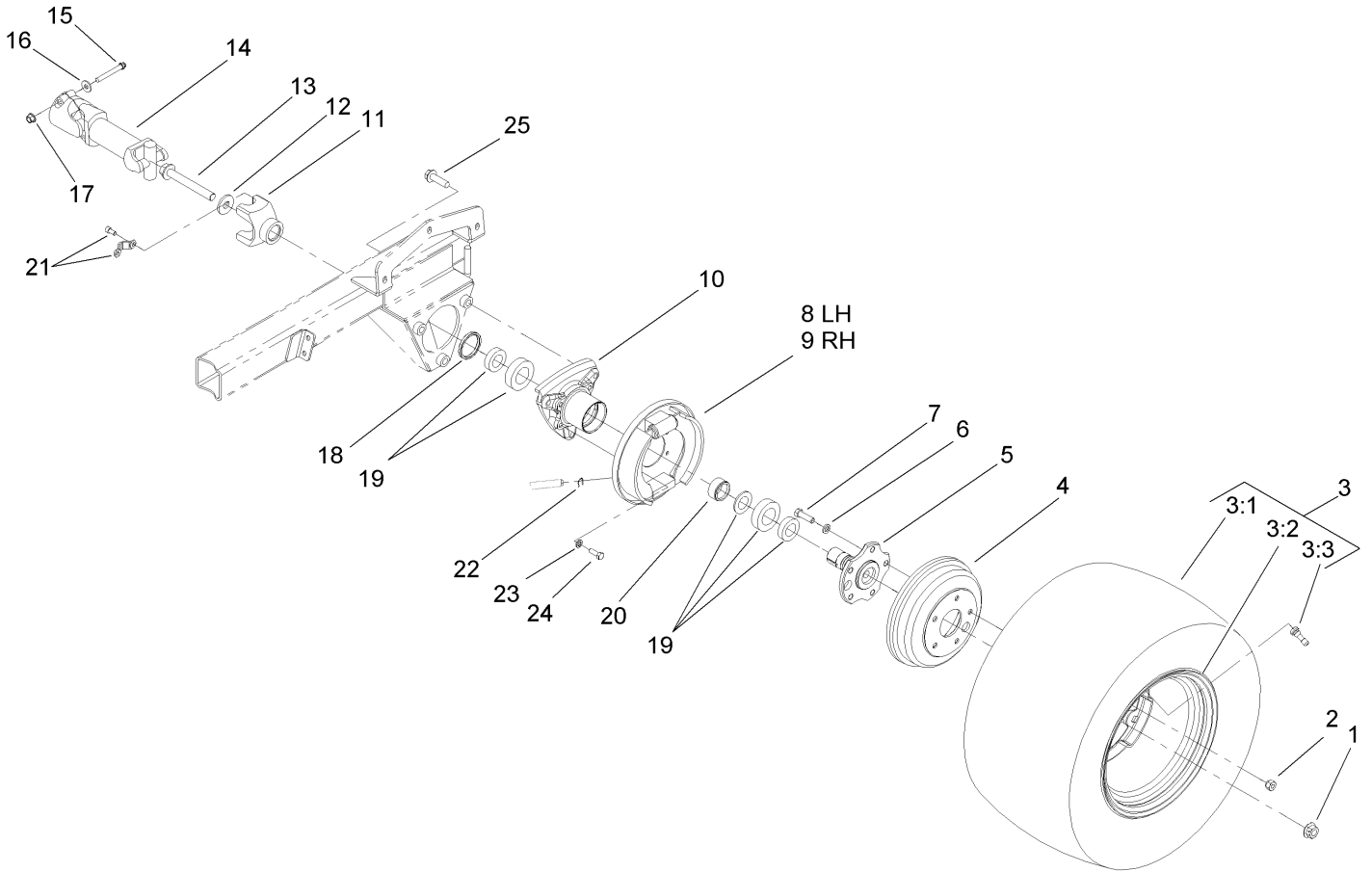
| | | | |
|--|--|--|--|
| | | | |
|--|--|--|--|



Drive Shaft Assembly No. 100-8293

| Ref | Part No. | Qty. | Description |
|-----|----------|------|---------------------------|
| 1 | 3245-32 | 1 | Screw-HSH |
| 2 | 54-9180 | 2 | U-Joint Kit |
| 2:1 | 62-3820 | 1 | Fitting-Grease |
| 3 | 100-8631 | 1 | Yoke-Tube And Slip Sleeve |
| 4 | 302-56 | 1 | Fitting-Grease |
| 5 | 100-8634 | 1 | Yoke And Shaft |
| 6 | 100-8632 | 1 | Yoke-Splined |
| 7 | 100-8633 | 1 | Yoke-Keyed |

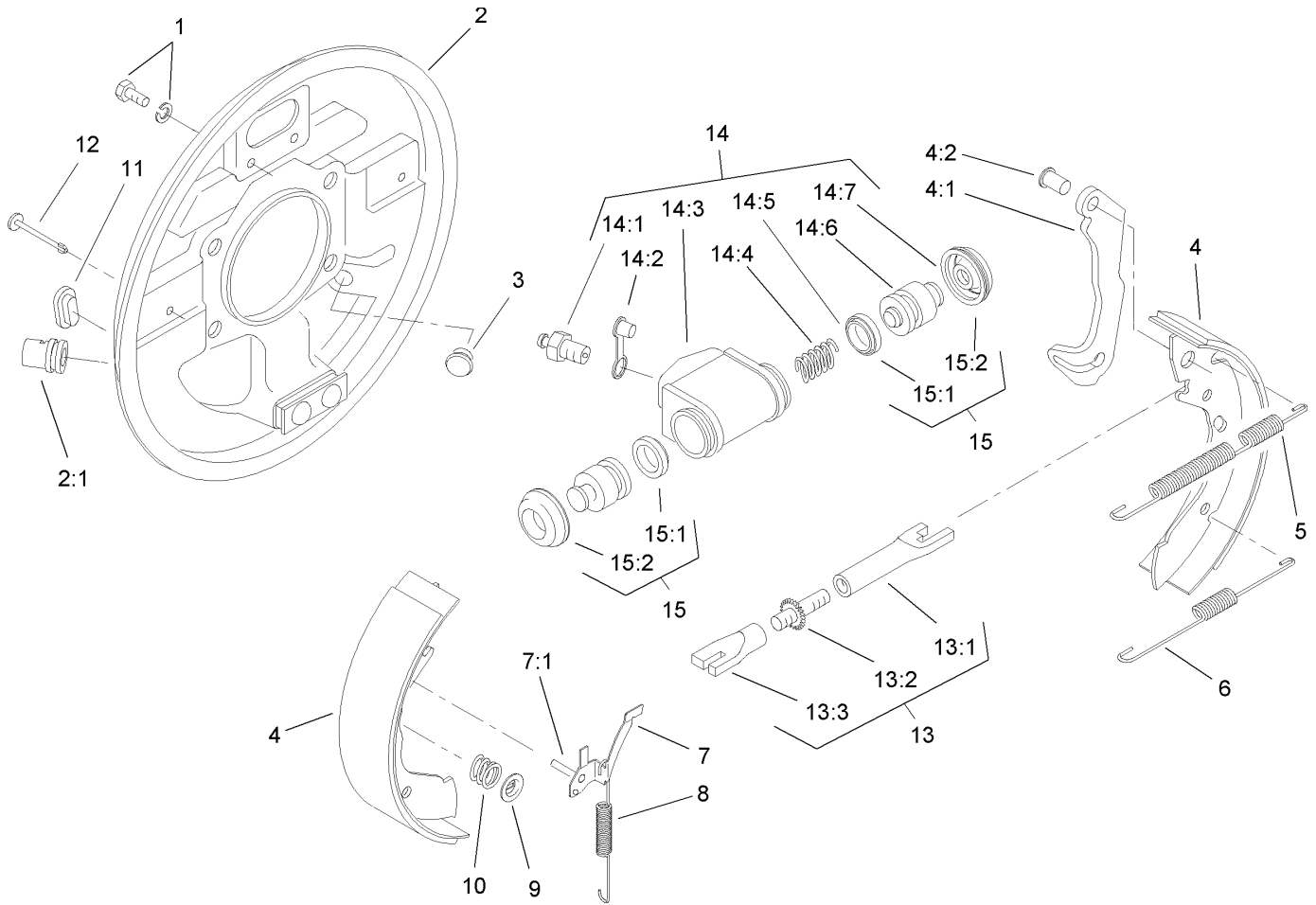
| | | | |
|--|--|--|--|
| | | | |
| | | | |
| | | | |
| | | | |
| | | | |
| | | | |
| | | | |
| | | | |
| | | | |
| | | | |
| | | | |



Rear Wheel Assembly

| Ref | Part No. | Qty. | Description |
|-----|-------------|------|-------------------------|
| 1 | 105-1764 | 2 | Nut-Flange, Side Lock |
| 2 | 321077 | 10 | Nut-Wheel |
| 3 | 110-5134 | 2 | Rear Tire And Wheel ASM |
| 3:1 | 110-5132 | 1 | Tire-Rear |
| 3:2 | 87-6750 | 1 | Wheel |
| 3:3 | 232-27 | 1 | Stem-Valve |
| 4 | 93-7128 | 2 | Drum-Brake |
| 5 | 105-1717-03 | 2 | Axle-Stub |
| 6 | 3253-6 | 10 | Washer-Lock |
| 7 | 87-2080 | 10 | Bolt-Hex, TAP |
| 8 | 93-7126 | 1 | LH Rear Brake ASM |
| 9 | 93-7125 | 1 | RH Rear Brake ASM |
| 10 | 87-2240 | 2 | Housing-Axle |
| 11 | 92-4190 | 2 | Yoke |
| 12 | 104-9216 | 2 | Washer-Hardened |
| 13 | 105-1763 | 2 | Screw-HHF |
| 14 | 98-2918 | 2 | Driveshaft ASM |
| 15 | 98-2939 | 4 | Screw-Cap |
| 16 | 80-6990 | 4 | Washer-Hardened |
| 17 | 32128-36 | 4 | Nut-HF |
| 18 | 87-3590 | 2 | Seal-Bearing |
| 19 | 87-1970 | 2 | Bearing |
| 20 | 87-4060 | 2 | Spacer-Bearing, Wheel |
| 21 | 92-4189 | 2 | Strap Kit |

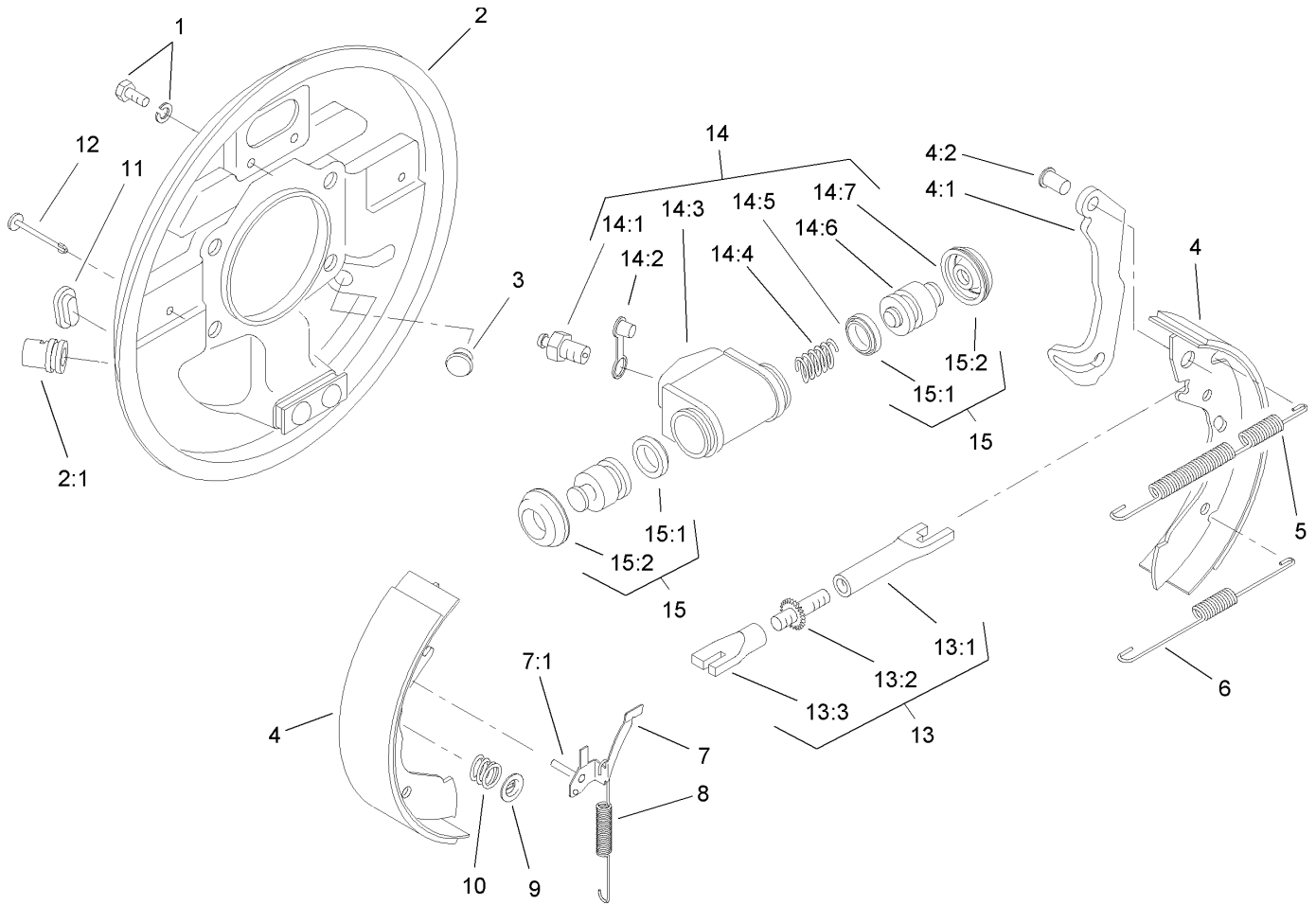
| Ref | Part No. | Qty. | Description |
|-----|----------|------|-------------------|
| 22 | 87-3310 | 2 | Clip-Cable, Brake |
| 23 | 3253-21 | 8 | Washer-Lock |
| 24 | 323-6 | 8 | Screw-HH |
| 25 | 3234-22 | 6 | Screw-HHF |



LH Rear Brake Assembly No. 93-7126

| Ref | Part No. | Qty. | Description |
|------|----------|------|---------------------------------|
| 1 | 92-4135 | 2 | Bolt-Set |
| 2 | 92-4136 | 1 | LH Backplate ASM |
| 2:1 | | 1 | Guide-Pipe |
| 3 | 92-4146 | 1 | Plunger ASM |
| 4 | 92-4143 | 1 | Lined Shoe Kit |
| 4:1 | | 1 | Lever-Operating |
| 4:2 | | 1 | Pin |
| 5 | 92-4147 | 1 | Spring-Return, Shoe (Upper, LH) |
| 6 | 92-4149 | 1 | Spring-Return, Shoe (Lower) |
| 7 | 92-4123 | 1 | LH Pawl Lever ASM |
| 7:1 | | 1 | Pin-Pawl |
| 8 | 92-4150 | 1 | Spring-Adjuster, LH |
| 9 | 92-4131 | 2 | Washer-Hold Down, Shoe |
| 10 | 92-4152 | 2 | Spring-Hold Down, Shoe |
| 11 | 92-4134 | 1 | Plug-Inspection |
| 12 | 92-4133 | 2 | Pin-Hold Down, Shoe |
| 13 | 92-4144 | 1 | LH Adjuster ASM |
| 13:1 | | 1 | Pushrod-Female |
| 13:2 | | 1 | Bolt-Adjuster |
| 13:3 | | 1 | Sleeve-Adjuster |
| 14 | 92-4140 | 1 | LH Wheel Cylinder ASM |
| 14:1 | 92-4137 | 1 | Screw-Bleed |
| 14:2 | 92-4114 | 1 | Cap-Screw, Bleed |
| 14:3 | | 1 | Body |

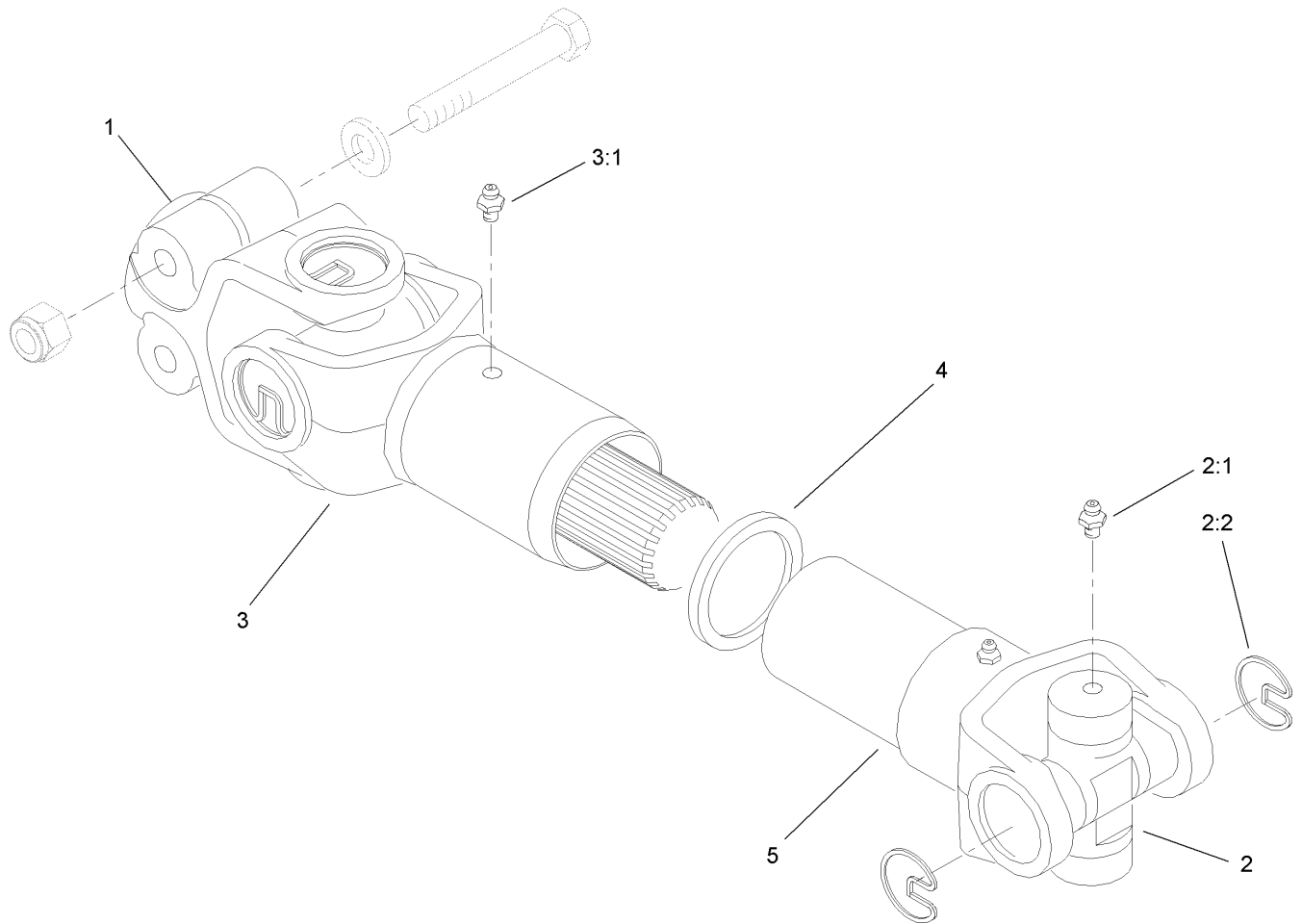
| Ref | Part No. | Qty. | Description |
|------|----------|------|-------------|
| 14:4 | | 1 | Spring |
| 14:5 | | 2 | Seal-L Type |
| 14:6 | | 2 | Piston |
| 14:7 | | 2 | Cover-Dust |
| 15 | 92-4142 | 1 | Seal Kit |
| 15:1 | | 2 | Seal-L Type |
| 15:2 | | 2 | Cover-Dust |



RH Rear Brake Assembly No. 93-7125

| Ref | Part No. | Qty. | Description |
|------|----------|------|---------------------------------|
| 1 | 92-4135 | 2 | Bolt-Set |
| 2 | 92-4100 | 1 | RH Backplate ASM |
| 2:1 | | 1 | Guide-Pipe |
| 3 | 92-4146 | 1 | Plunger ASM |
| 4 | 92-4143 | 1 | Lined Shoe Kit |
| 4:1 | | 1 | Lever-Operating |
| 4:2 | | 1 | Pin |
| 5 | 92-4148 | 1 | Spring-Return, Shoe (Upper, RH) |
| 6 | 92-4149 | 1 | Spring-Return, Shoe (Lower) |
| 7 | 92-4124 | 1 | RH Pawl Lever ASM |
| 7:1 | | 1 | Pin-Pawl |
| 8 | 92-4151 | 1 | Spring-Adjuster, RH |
| 9 | 92-4131 | 2 | Washer-Hold Down, Shoe |
| 10 | 92-4152 | 2 | Spring-Hold Down, Shoe |
| 11 | 92-4134 | 1 | Plug-Inspection |
| 12 | 92-4133 | 2 | Pin-Hold Down, Shoe |
| 13 | 92-4145 | 1 | RH Adjustor ASM |
| 13:1 | | 1 | Pushrod-Female |
| 13:2 | | 1 | Bolt-Adjuster |
| 13:3 | | 1 | Sleeve-Adjuster |
| 14 | 92-4141 | 1 | RH Wheel Cylinder ASM |
| 14:1 | 92-4137 | 1 | Screw-Bleed |
| 14:2 | 92-4114 | 1 | Cap-Screw, Bleed |
| 14:3 | | 1 | Body |

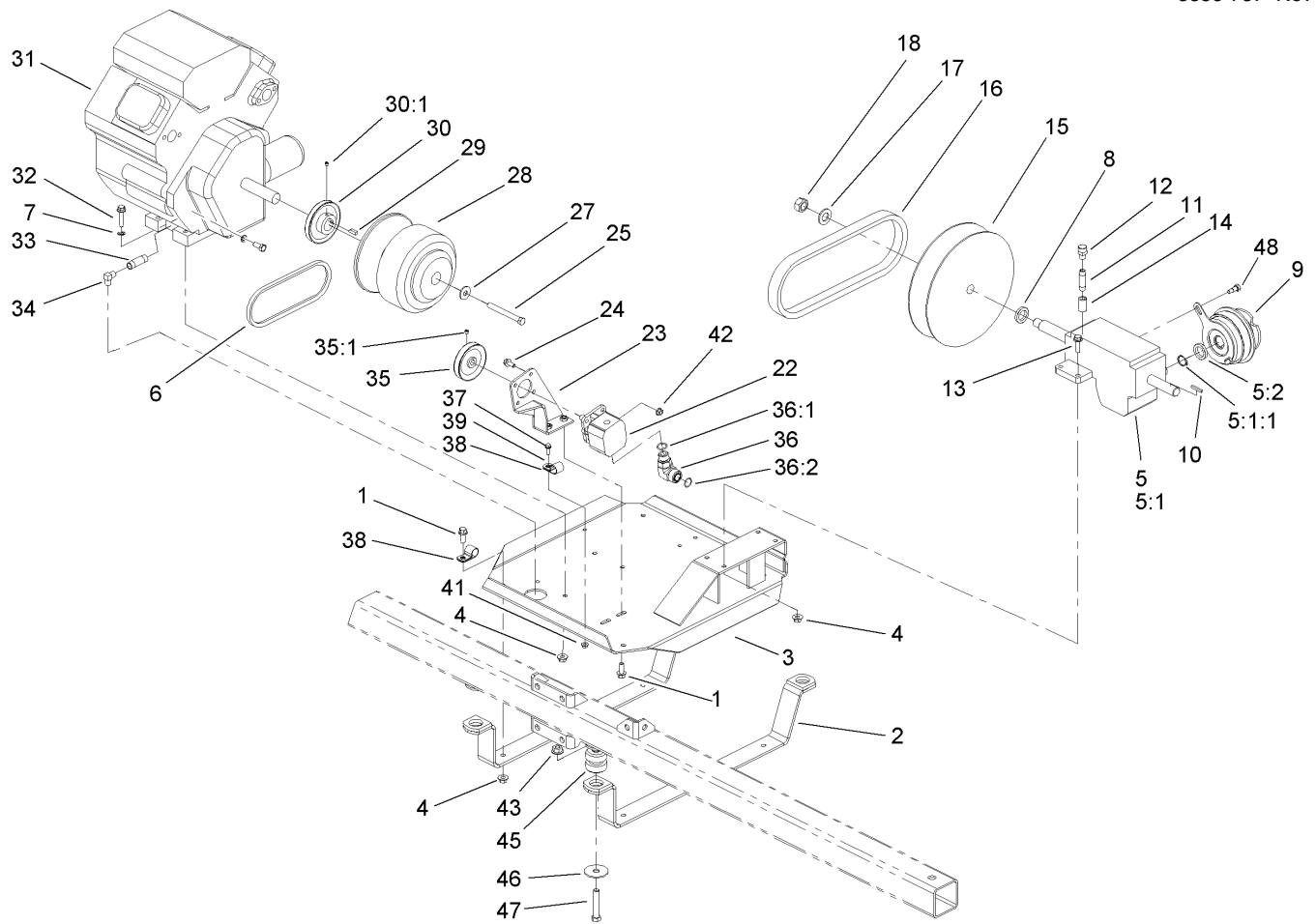
| Ref | Part No. | Qty. | Description |
|------|----------|------|-------------|
| 14:4 | | 1 | Spring |
| 14:5 | | 2 | Seal-L Type |
| 14:6 | | 2 | Piston |
| 14:7 | | 2 | Cover-Dust |
| 15 | 92-4142 | 1 | Seal Kit |
| 15:1 | | 2 | Seal-L Type |
| 15:2 | | 2 | Cover-Dust |



Driveshaft Assembly No. 98-2918

| Ref | Part No. | Qty. | Description |
|-----|----------|------|---------------------------|
| 1 | 98-2940 | 1 | Yoke |
| 2 | 92-4187 | 2 | Cross And Bearing Kit |
| 2:1 | 302-58 | 2 | Fitting-Straight |
| 2:2 | 92-4188 | 2 | Ring-Snap |
| 3 | 92-4179 | 1 | Yoke-Tube, Shaft And Seal |
| 3:1 | 302-5 | 1 | Fitting-Grease |
| 4 | 92-4180 | 1 | Seal |
| 5 | 92-4182 | 1 | Yoke And Hub |

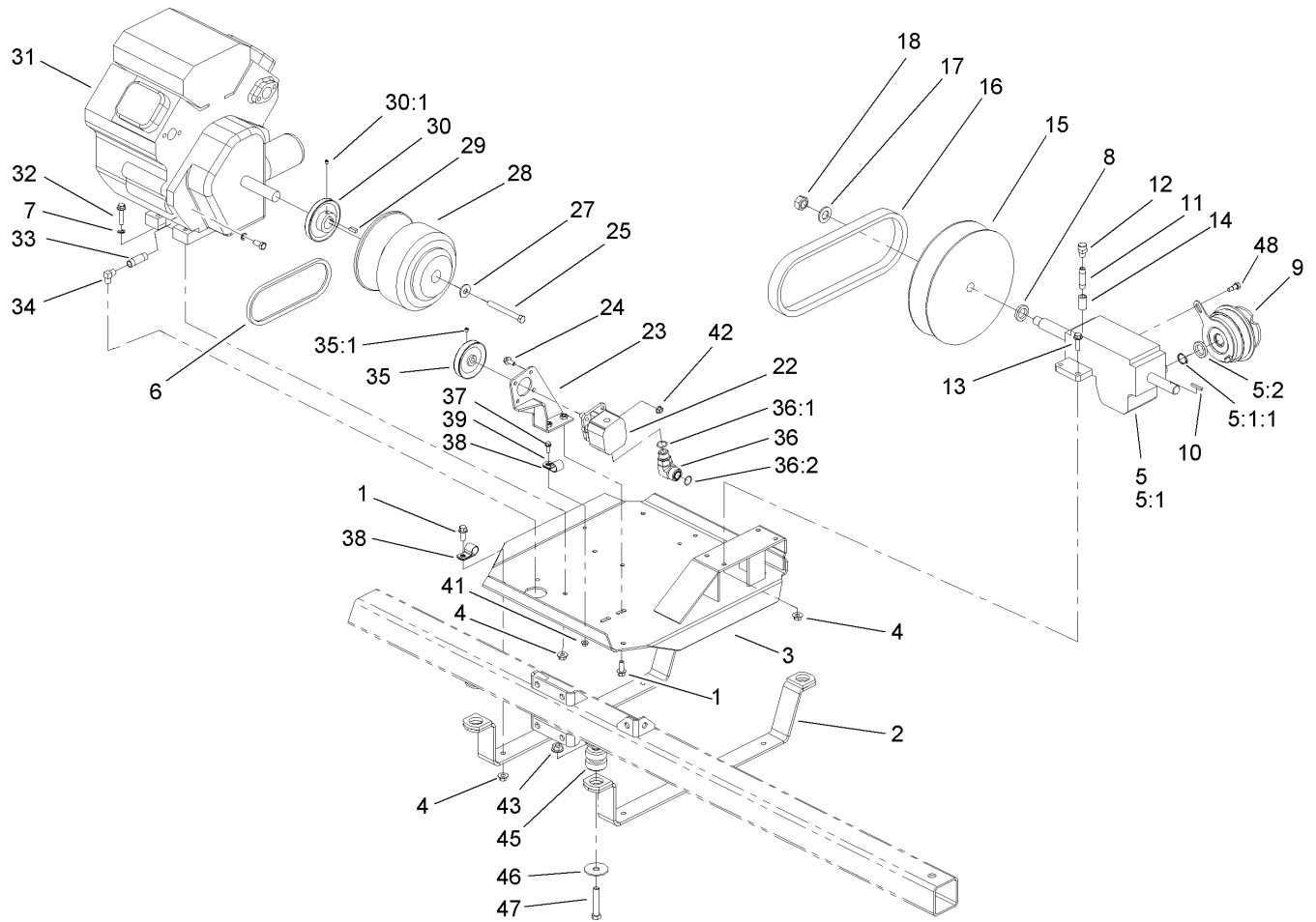
| | | | |
|--|--|--|--|
| | | | |
| | | | |
| | | | |
| | | | |
| | | | |
| | | | |
| | | | |
| | | | |
| | | | |
| | | | |



Engine and Gearbox Assembly

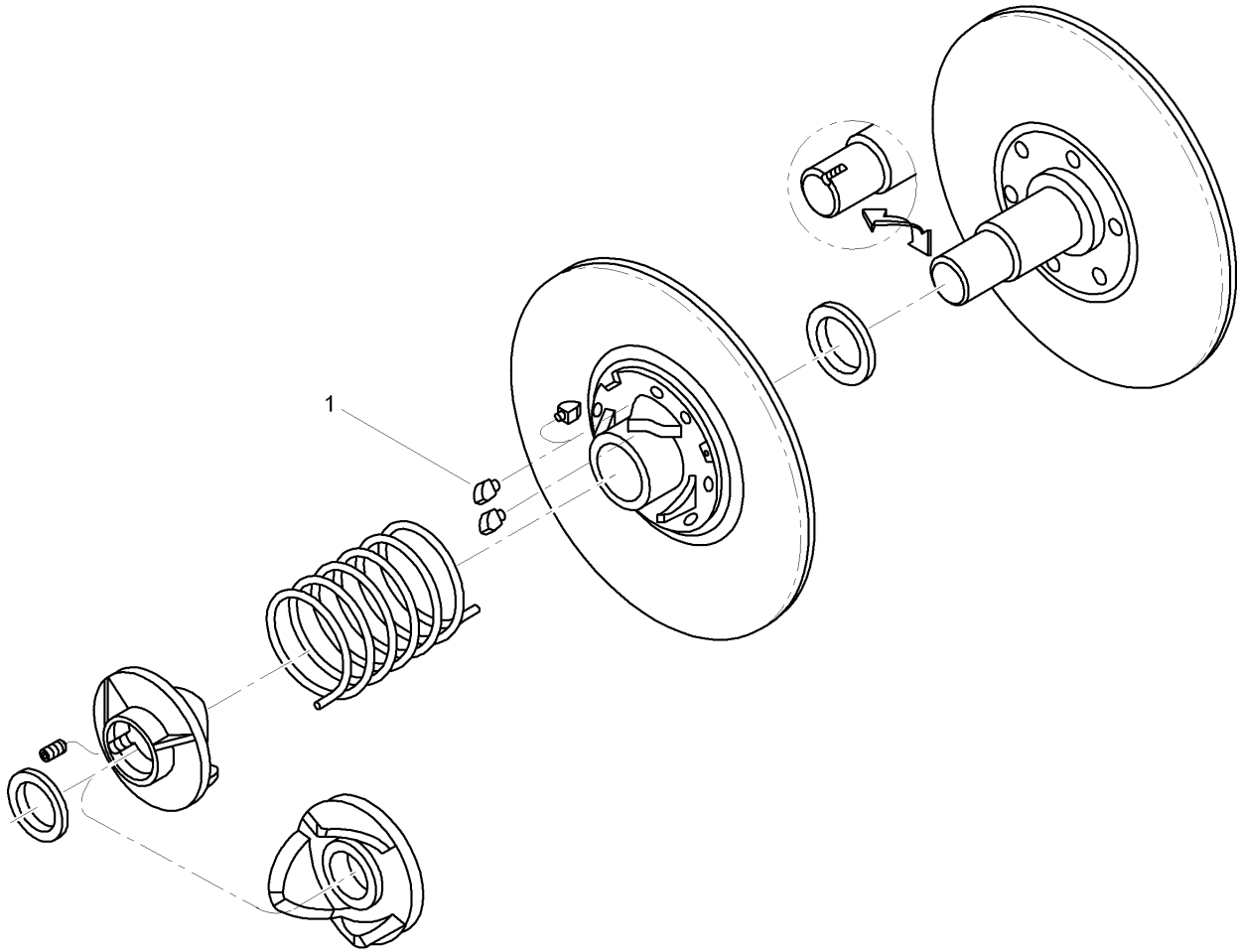
| Ref | Part No. | Qty. | Description |
|-------|-------------|------|-------------------------------|
| 1 | 3234-11 | 6 | Screw-HHF |
| 2 | 100-8377-03 | 2 | Strap-Support, Engine |
| 3 | 100-8357-03 | 1 | Plate-Mounting, Engine |
| 4 | 32128-43 | 12 | Nut-Flange |
| 5 | 108-3352 | 1 | Pump Drive Gearbox ASM |
| 5:1 | | 1 | Gearbox-Drive, Pump |
| 5:1:1 | 108-3302 | 1 | Ring-Snap |
| 5:2 | 108-3301 | 1 | Retainer-Spacer |
| 6 | 100-8372 | 1 | Belt-Steering |
| 7 | 3255-9 | 1 | Washer-Lock |
| 8 | 100-8390 | 1 | Spacer |
| 9 | 100-8290 | 1 | Clutch-Electric, Pump (Drive) |
| 10 | 92-0049 | 1 | Key-Square |
| 11 | 106-4869 | 1 | Pipe-Coupling |
| 12 | 100-6931 | 1 | Breather |
| 13 | 3234-24 | 4 | Screw-HHF |
| 14 | 104-8766 | 1 | Nipple |
| 15 | 100-8289 | 1 | Drive Pulley ASM |
| 16 | 108-3566 | 1 | Belt |
| 17 | 3256-28 | 1 | Washer-Flat |
| 18 | 100-8486 | 1 | Nut-Locking, LH |
| 22 | 100-8302 | 1 | Pump-Steering |
| 23 | 100-8368-03 | 1 | Bracket-Pump, Steering |
| 24 | 322-4 | 4 | Screw-HH |

| Ref | Part No. | Qty. | Description |
|------|----------|------|----------------------------|
| 25 | 3212-16 | 1 | Screw-HH |
| 27 | 710128 | 1 | Washer |
| 28 | 100-8288 | 1 | Clutch-Driver |
| 29 | 100-8260 | 1 | Key-Shaft |
| 30 | 92-0488 | 1 | Pulley-Pump |
| 30:1 | 3246-2 | 2 | Screw-Set, HSH |
| 31 | | 1 | Engine-Kohler, Ch20S-64647 |
| 32 | 3234-19 | 4 | Screw-HHF |
| 33 | 92-3647 | 1 | Nipple |
| 34 | 95023 | 1 | Elbow-90 DEG |
| 35 | 100-8371 | 1 | Pulley-Pump |
| 35:1 | 3246-2 | 2 | Screw-Set, HSH |
| 36 | 340-16 | 1 | Fitting-HYD, 90 DEG |
| 36:1 | 237-80 | 1 | O-Ring |
| 36:2 | 237-58 | 1 | O-Ring |
| 37 | 3234-4 | 1 | Screw-HHF |
| 38 | 2412-81 | 3 | Clamp-R |
| 39 | 3256-22 | 1 | Washer-Flat |
| 41 | 32128-33 | 1 | Nut-HF |
| 42 | 32128-20 | 4 | Nut-HF |
| 43 | 32128-49 | 4 | Nut-HHF |
| 45 | 106-7865 | 4 | Engine Mount ASM |
| 46 | 41985 | 4 | Washer-Special |
| 47 | 325-11 | 4 | Screw-HH |



Engine and Gearbox Assembly (continued)

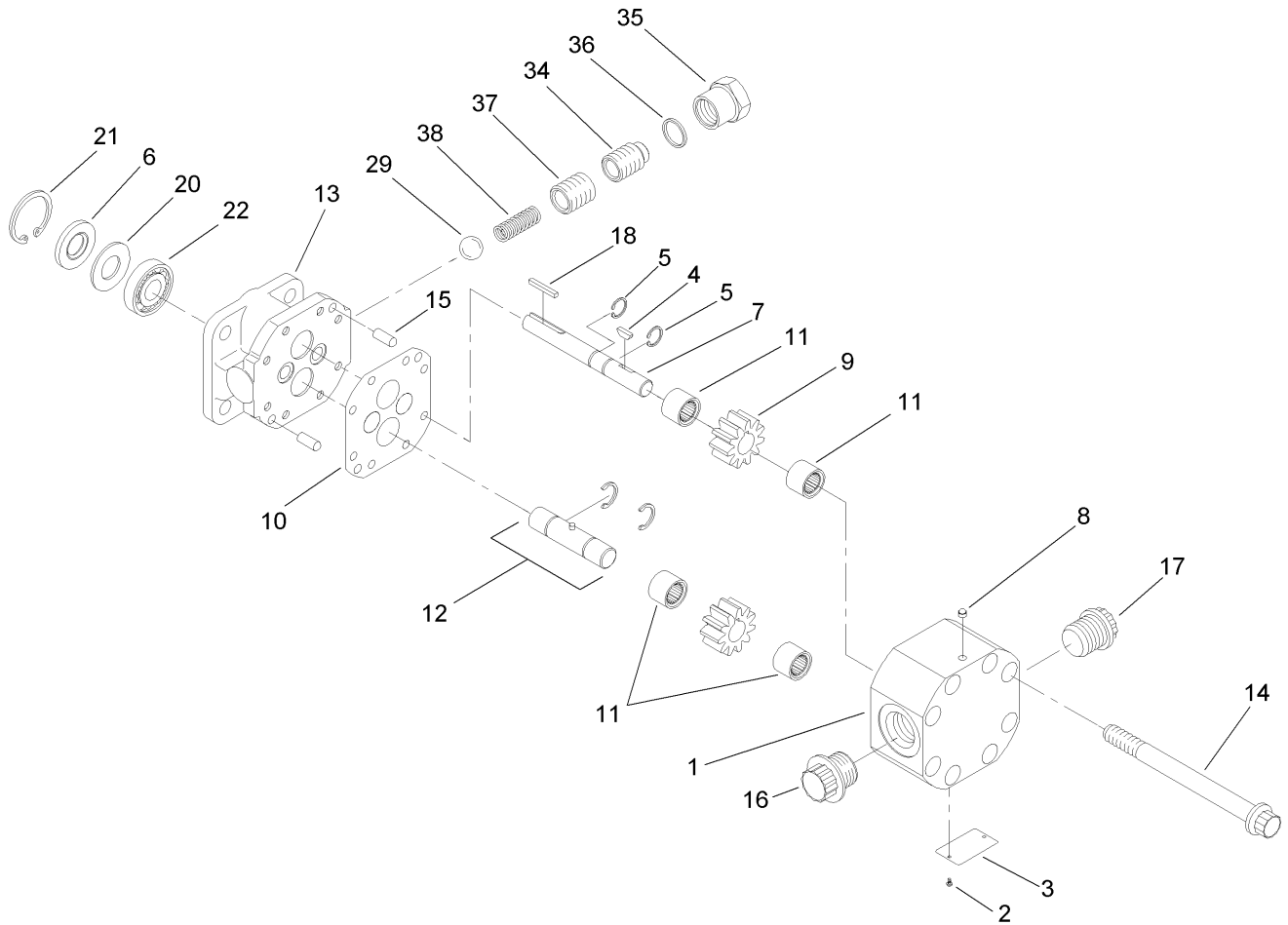
| Ref | Part No. | Qty. | Description |
|-----|----------|------|---------------|
| 48 | 59-5400 | 1 | Bolt-Shoulder |
| | | | |



Drive Pulley Assembly No. 100-8289

| Ref | Part No. | Qty. | Description |
|-----|----------|------|-------------|
| 1 | 104-1683 | 6 | Button |

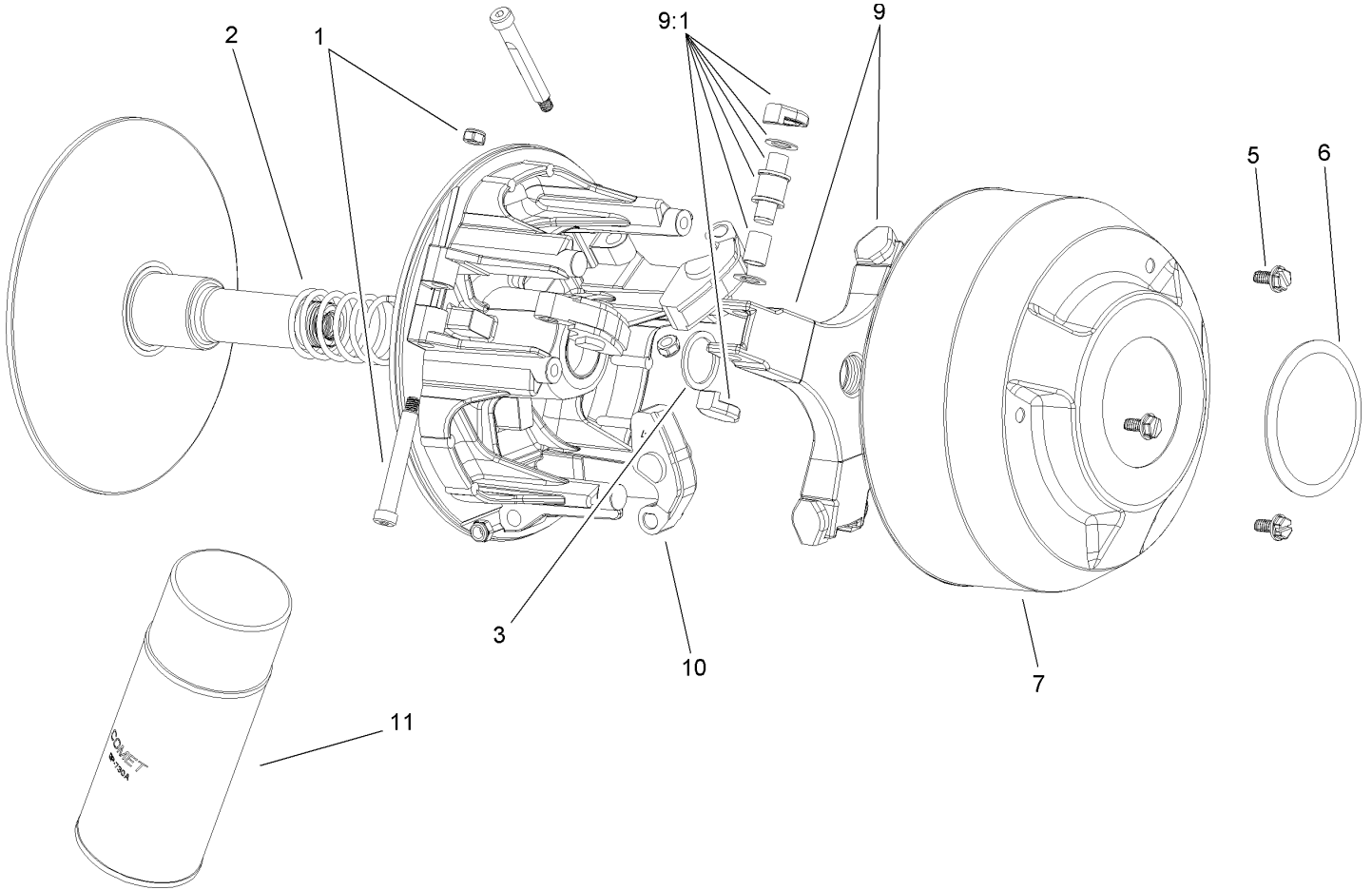
| | | | |
|--|--|--|--|
| | | | |
|--|--|--|--|



Steering Pump Assembly No. 100-8302

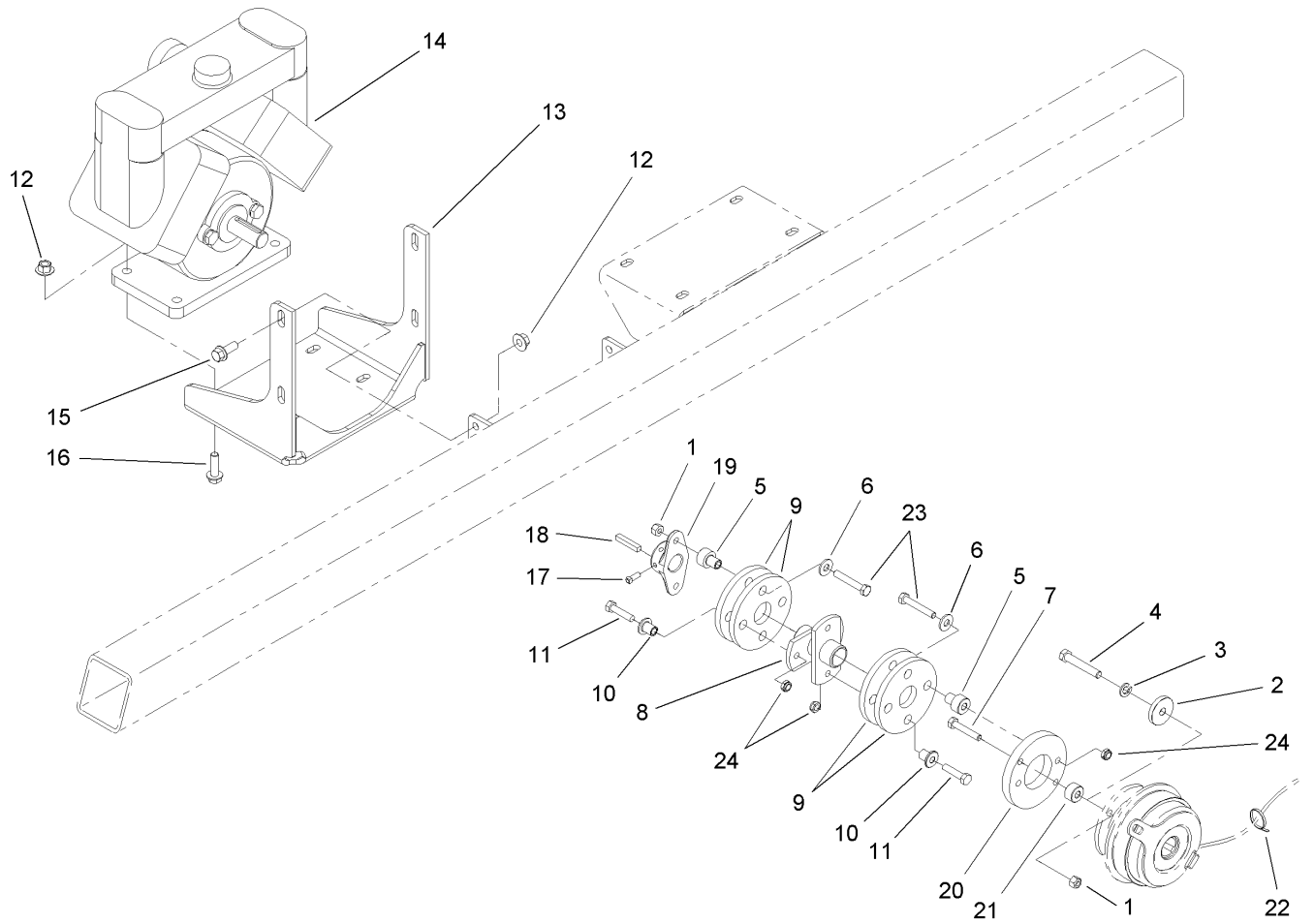
| Ref | Part No. | Qty. | Description |
|-----|----------|------|-----------------------|
| 1 | | 1 | Housing |
| 2 | | 2 | Screw |
| 3 | | 1 | Plate-Name |
| 4 | 100-8270 | 1 | Key |
| 5 | 106-6851 | 2 | Ring-Retaining |
| 6 | 100-8275 | 1 | Seal |
| 7 | 106-6852 | 1 | Shaft-Drive |
| 8 | 100-8269 | 1 | Plug-Beta |
| 9 | 106-6853 | 1 | Gear |
| 10 | 106-6854 | 1 | Gasket Kit |
| 11 | 106-6855 | 4 | Bearing-Needle |
| 12 | 106-6856 | 1 | Shaft-Idler |
| 13 | | 1 | Stator |
| 14 | 100-8268 | 8 | Screw |
| 15 | 100-8265 | 2 | Pin-Shear |
| 16 | | 1 | Plug |
| 17 | | 1 | Plug |
| 18 | 92-3876 | 1 | Key-Shaft |
| 20 | 92-2186 | 1 | Spacer |
| 21 | 106-6857 | 1 | Ring-Retaining |
| 22 | 92-2191 | 1 | Bearing-Ball |
| 29 | 100-8273 | 1 | Ball-Steel |
| 34 | 100-8272 | 1 | Screw |
| 35 | 92-2184 | 1 | Cap-Hex, Relief Valve |

| Ref | Part No. | Qty. | Description |
|-----|----------|------|---------------|
| 36 | 92-2180 | 1 | Gasket-Copper |
| 37 | 92-3870 | 1 | Spring |
| 38 | 92-3871 | 1 | Spring |



Driver Clutch Assembly No. 100-8288

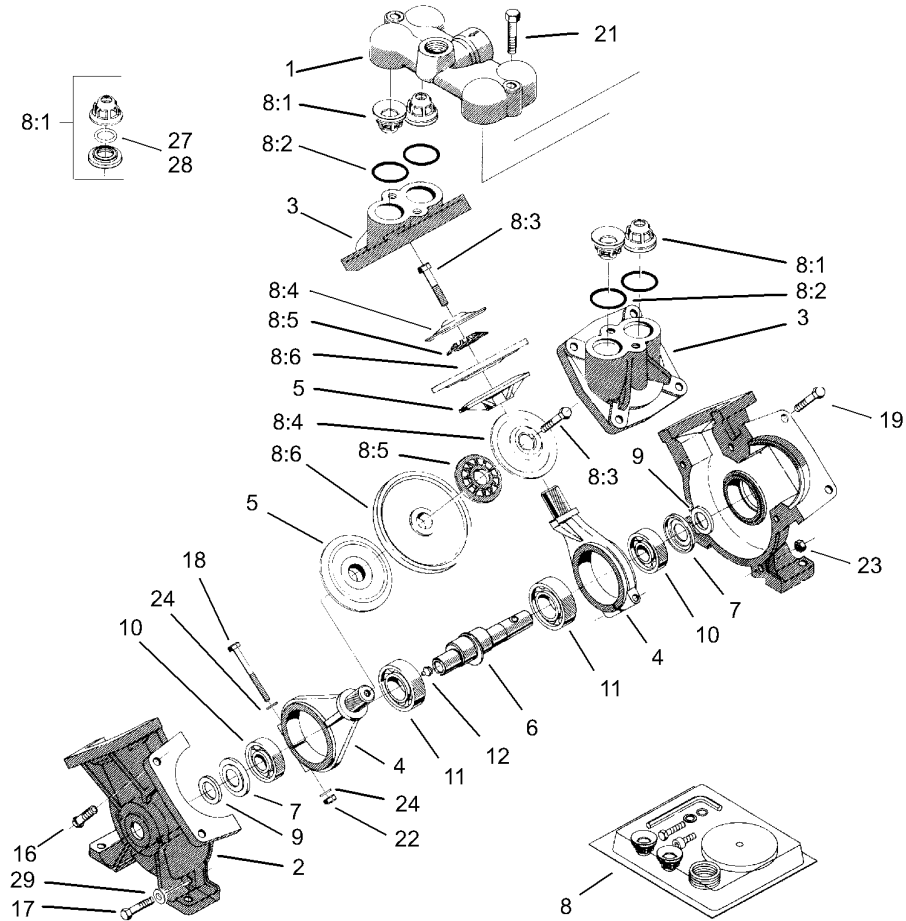
| Ref | Part No. | Qty. | Description |
|-----|----------|------|------------------------------|
| 1 | 104-4256 | 1 | Pivot Bolt And Nut Kit |
| 2 | 100-6921 | 1 | Spring-White |
| 3 | 104-1687 | 1 | Spacer |
| 5 | 3234-26 | 3 | Screw |
| 6 | 104-1690 | 1 | Cap |
| 7 | 104-1691 | 1 | Cover |
| 9 | 108-3047 | 1 | Spider ASM |
| 9:1 | 110-2642 | 1 | Spider Replacement Parts Kit |
| 10 | 100-6922 | 1 | Arm-Cam |
| 11 | 104-7011 | 1 | Lubricant-Dry |
| | | | |
| | | | |
| | | | |
| | | | |
| | | | |
| | | | |



Pump Assembly

| Ref | Part No. | Qty. | Description |
|-----|-------------|------|---------------------------|
| 1 | 3296-29 | 4 | Nut-Lock, NI |
| 2 | 100-8391 | 1 | Retainer-Clutch, Electric |
| 3 | 3253-5 | 1 | Washer-Lock |
| 4 | 3211-10 | 1 | Screw-HH |
| 5 | 71-4410 | 4 | Spacer |
| 6 | 3256-3 | 4 | Washer-Flat |
| 7 | 322-9 | 2 | Screw-HH |
| 8 | 107-8750-03 | 1 | Drive-Coupler |
| 9 | 44-2230 | 4 | Coupling-Rubber |
| 10 | 71-4411 | 4 | Spacer |
| 11 | 322-17 | 4 | Screw-HH |
| 12 | 32128-43 | 8 | Nut-Flange |
| 13 | 107-8622-03 | 1 | Mount-Pump |
| 14 | 106-5121 | 1 | Pump |
| 15 | 3234-11 | 4 | Screw-HHF |
| 16 | 3234-24 | 4 | Screw-HHF |
| 17 | 3241-5 | 2 | Screw-Set |
| 18 | 5-7280 | 1 | Key |
| 19 | 110-5227 | 1 | Hub-Pump |
| 20 | 100-8435 | 1 | Adapter-Clutch |
| 21 | 104-8763 | 2 | Spacer |
| 22 | 3290-379 | 4 | Tie-Cable |
| 23 | 322-10 | 4 | Screw-HH |
| 24 | 99-6007 | 6 | Nut-Lock, NI |

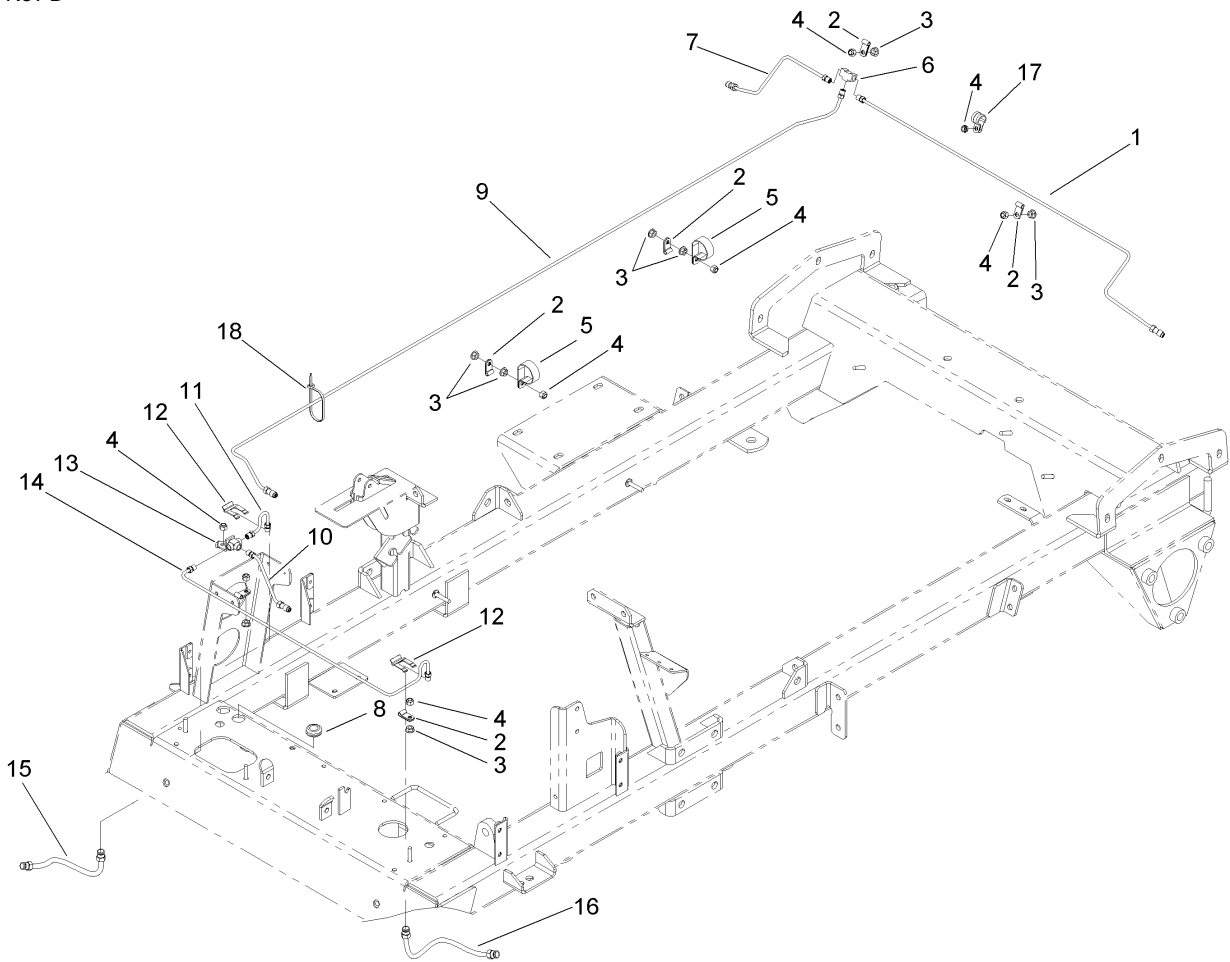
| | | | |
|--|--|--|--|
| | | | |
|--|--|--|--|



Pump Assembly No. 106-5121

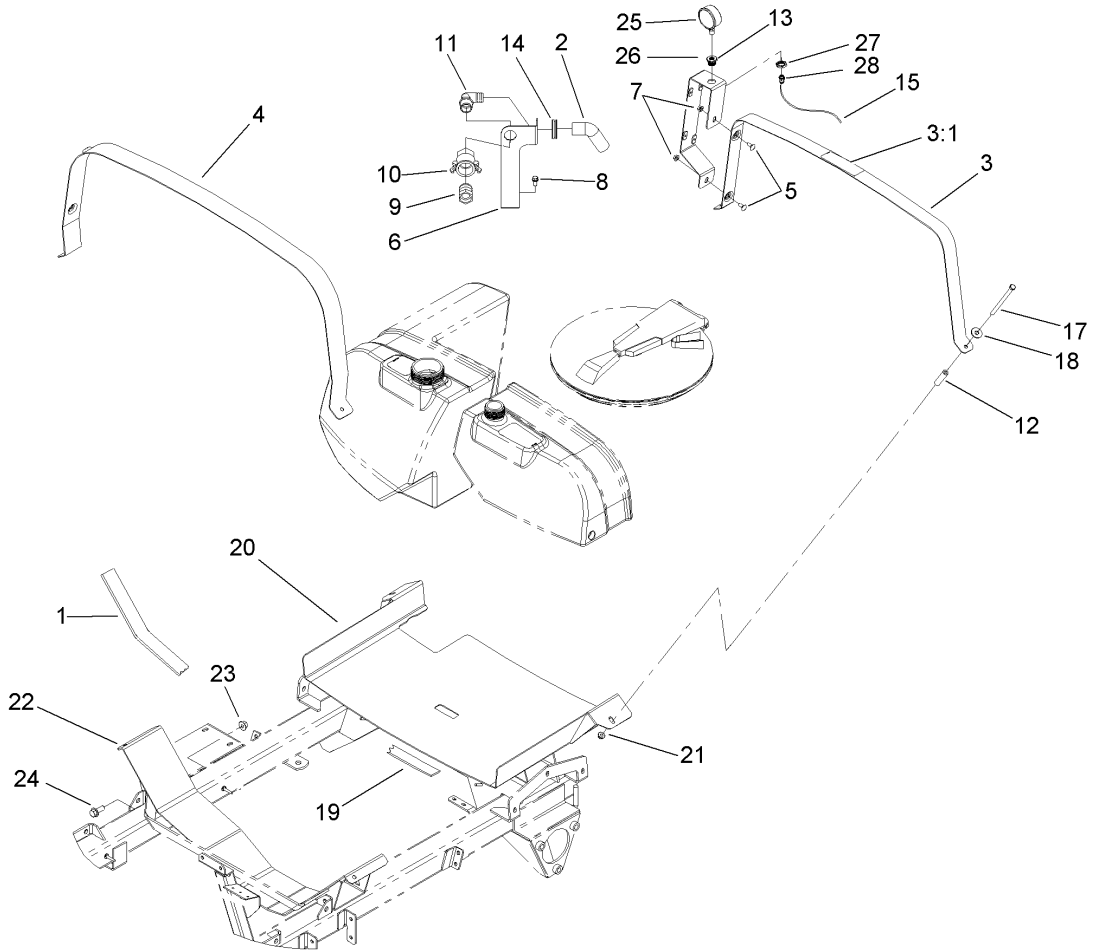
| Ref | Part No. | Qty. | Description |
|-----|----------|------|----------------------|
| 1 | 106-5139 | 1 | Cover-Valve |
| 2 | 106-5140 | 2 | Housing-Pump |
| 3 | 106-5141 | 2 | Cover-Diaphragm |
| 4 | 106-5142 | 2 | Rod-Connecting |
| 5 | 100-8314 | 2 | Disc-Back, Diaphragm |
| 6 | 104-9052 | 1 | Crankshaft-Keyed |
| 7 | 100-8325 | 2 | Plate-Dust |
| 8 | 106-5150 | 1 | Repair Kit |
| 8:1 | 100-8307 | 4 | Valve |
| 8:2 | 100-6652 | 4 | Gasket |
| 8:3 | 106-5147 | 2 | Bolt |
| 8:4 | 100-8311 | 2 | Washer |
| 8:5 | 100-8312 | 2 | Washer-Nylon |
| 8:6 | 100-8313 | 2 | Diaphragm |
| 9 | 99-0868 | 2 | Felt-Seal |
| 10 | 100-8327 | 2 | Bearing-Ball |
| 11 | 100-8329 | 2 | Bearing-Ball |
| 12 | 99-0873 | 1 | Fitting-Grease |
| 16 | 106-5143 | 3 | Bolt |
| 17 | 106-5144 | 2 | Bolt |
| 18 | 106-5145 | 2 | Bolt |
| 19 | 106-5146 | 8 | Bolt |
| 21 | 106-5148 | 2 | Bolt |
| 22 | 100-8326 | 2 | Nut-Hex |

| Ref | Part No. | Qty. | Description |
|-----|----------|------|-------------|
| 23 | 106-5149 | 5 | Nut |
| 24 | 100-8316 | 4 | Washer-Lock |
| 27 | 100-8336 | 4 | O-Ring |
| 28 | 106-5138 | 4 | O-Ring |
| 29 | 106-5137 | 2 | Washer |



Hydraulic Brake Line Assembly

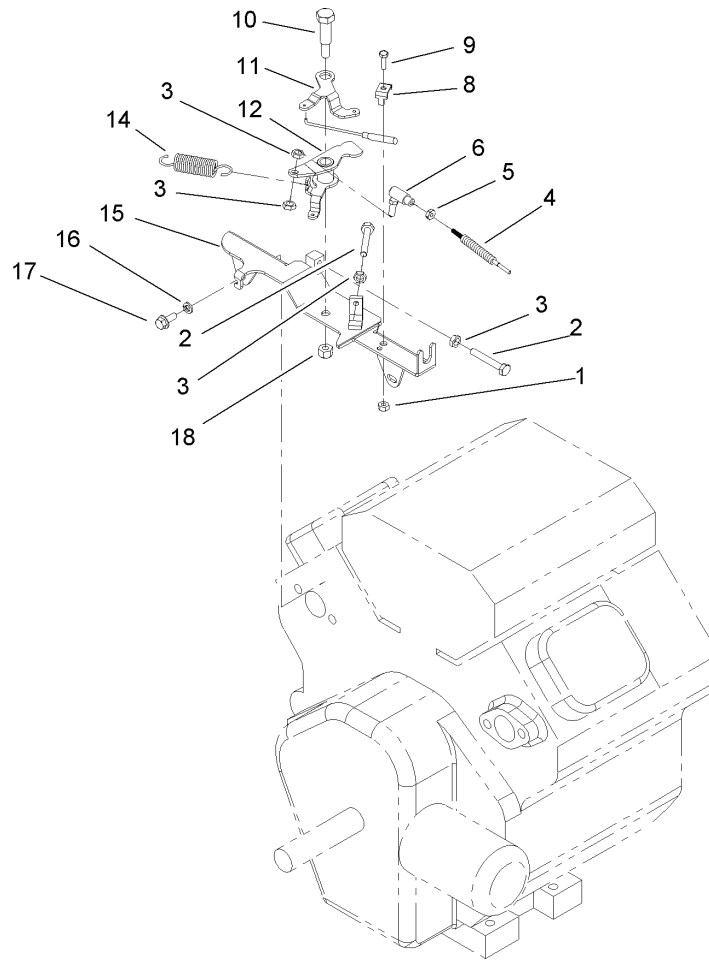
| Ref | Part No. | Qty. | Description |
|-----|----------|------|------------------------|
| 1 | 100-8511 | 1 | Tube-Brake, Rear (LH) |
| 2 | 2412-149 | 6 | Clamp-Hose |
| 3 | 32128-33 | 8 | Nut-HF |
| 4 | 3296-42 | 8 | Nut-Lock, NI |
| 5 | 2412-147 | 2 | Clamp |
| 6 | 98346 | 1 | Fitting-Tee |
| 7 | 100-8510 | 1 | Tube-Brake, Rear (RH) |
| 8 | 1-543296 | 2 | Grommet |
| 9 | 100-8509 | 1 | Brake Tube ASM |
| 10 | 100-8506 | 1 | Brake Tube ASM |
| 11 | 100-8508 | 1 | Tube-Brake, Front (RH) |
| 12 | 87-3580 | 2 | Clip-Retainer |
| 13 | 87-3560 | 1 | Tee |
| 14 | 100-8507 | 1 | Tube-Brake, Front (LH) |
| 15 | 100-8420 | 1 | Hose-Brake, Front |
| 16 | 100-8467 | 1 | Hose-Brake, Front (LH) |
| 17 | 2412-134 | 1 | R-Clamp |
| 18 | 3290-379 | 6 | Tie-Cable |



Tank and Saddle Assembly

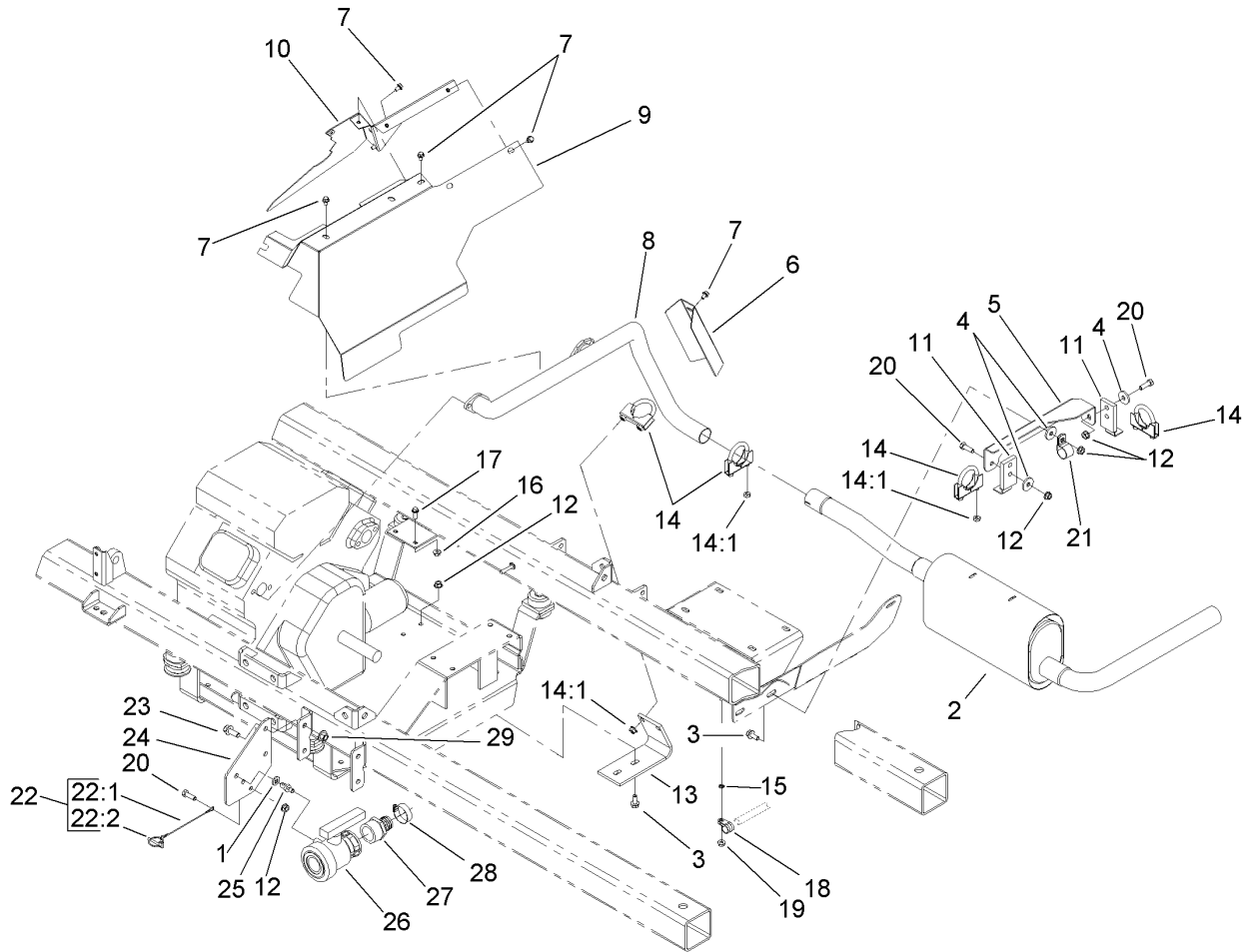
| Ref | Part No. | Qty. | Description |
|-----|-------------|------|-------------------------------|
| 1 | 100-8573 | 2 | Foam-Saddle, Front |
| 2 | 110-5088 | 1 | Hose-Fill |
| 3 | 106-5048 | 1 | Tank Band ASM |
| 3:1 | 106-5016 | 1 | Decal-Caution, Electric Shock |
| 4 | 106-5063-03 | 1 | Band-Tank, Front |
| 5 | 3230-1 | 2 | Bolt-CARR |
| 6 | 110-5082-03 | 1 | Bracket-Anti-Siphon |
| 7 | 32128-20 | 2 | Nut-HF |
| 8 | 3234-5 | 1 | Screw-HHF |
| 9 | 41316 | 1 | Adapter-Quick |
| 10 | 100-6779 | 1 | Coupling-Female |
| 11 | 41140 | 1 | Elbow |
| 12 | 99-7375 | 1 | Hose-Breather |
| 13 | 106-5176-03 | 1 | Tee-Bracket, Mounting |
| 14 | 110-5090 | 1 | Grommet |
| 15 | 104-8989 | 1 | Tubing-Pressure |
| 17 | 323-58 | 4 | Bolt-TAP, HH |
| 18 | 94-2701 | 4 | Washer-Hardened |
| 19 | 100-8574 | 3 | Foam-Saddle, Right Rear |
| 20 | 108-3356-03 | 1 | Rear Saddle ASM |
| 21 | 104-8301 | 4 | Nut-Flange, NI |
| 22 | 100-8565-03 | 1 | Front Saddle ASM |
| 23 | 32128-49 | 4 | Nut-HHF |
| 24 | 3234-32 | 4 | Screw-HHF |

| Ref | Part No. | Qty. | Description |
|-----|----------|------|-------------------------|
| 25 | 110-5080 | 1 | Gauge-Pressure |
| 26 | 100-8665 | 1 | Reducer-Gauge, Pressure |
| 27 | 100-8666 | 1 | Nut-Reducer |
| 28 | 100-8667 | 1 | Coupler-Reducer |



Throttle Linkage Assembly

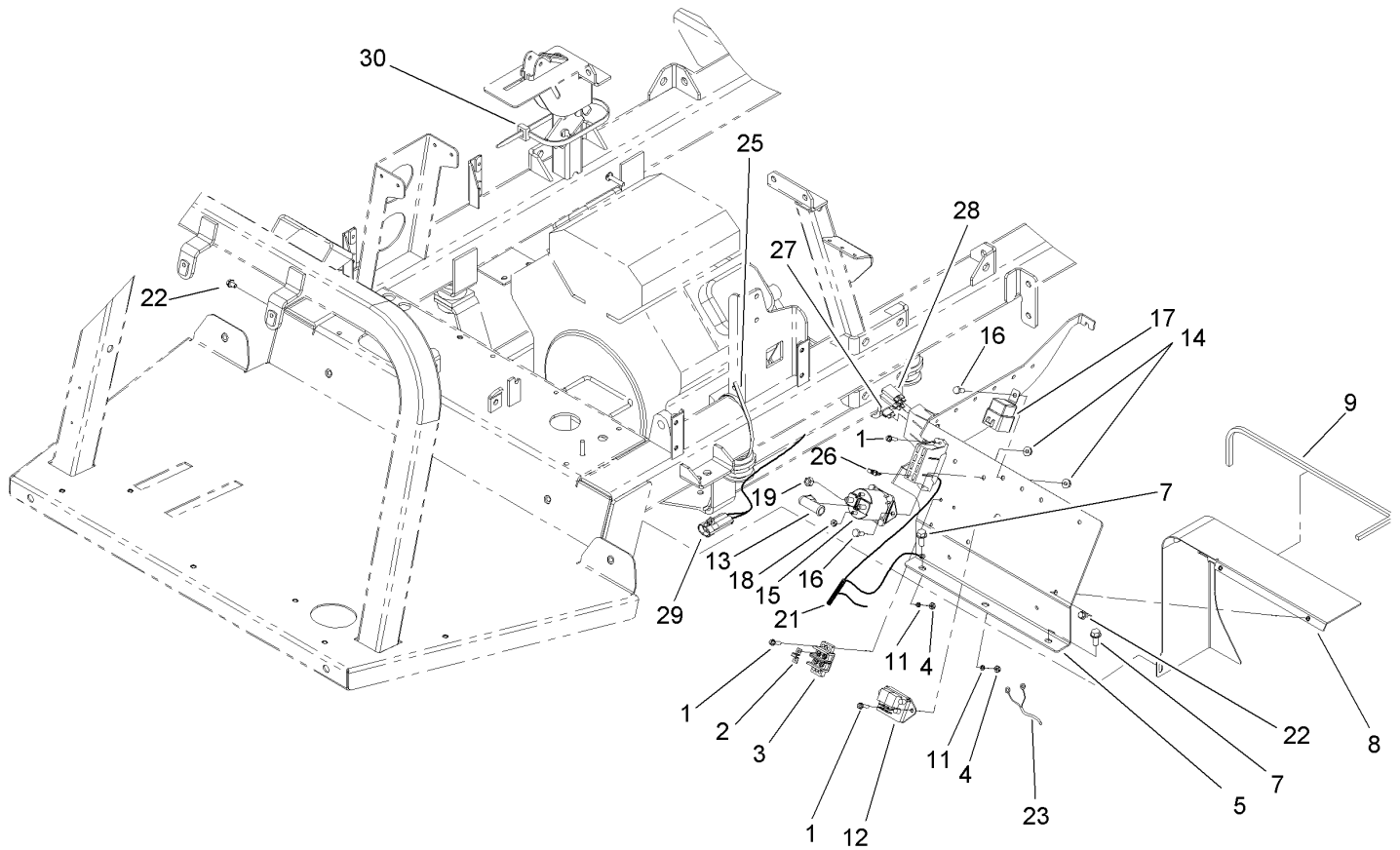
| Ref | Part No. | Qty. | Description | | | | |
|-----|-----------|------|-------------------|--|--|--|--|
| 1 | 3296-2 | 1 | Nut-Lock | | | | |
| 2 | 108-3660 | 2 | Screw-TAP | | | | |
| 3 | 3220-1 | 4 | Nut-Jam | | | | |
| 4 | 100-8383 | 1 | Cable-Accelerator | | | | |
| 5 | 3219-14 | 1 | Nut-Hex | | | | |
| 6 | 100-8559 | 1 | Ball Joint ASM | | | | |
| 8 | 92-0477 | 1 | Clamp-Cable | | | | |
| 9 | 3290-134 | 1 | Screw | | | | |
| 10 | 7-0030 | 1 | Bolt-Shoulder | | | | |
| 11 | 87-7790 | 1 | Lever-Choke | | | | |
| 12 | 100-8558 | 1 | Lever-Throttle | | | | |
| 14 | 67-1450 | 1 | Spring-Idler | | | | |
| 15 | 100-8557 | 1 | Lever-Throttle | | | | |
| 16 | 48-8020 | 4 | Washer-Spring | | | | |
| 17 | 33103-016 | 4 | Screw-HHF | | | | |
| 18 | 3296-29 | 1 | Nut-Lock, NI | | | | |



Exhaust Assembly

| Ref | Part No. | Qty. | Description |
|------|-------------|------|-----------------------|
| 1 | 62-1230 | 2 | Washer-Rubber |
| 2 | 110-5119 | 1 | Muffler Tailpipe ASM |
| 3 | 3234-5 | 4 | Screw-HHF |
| 4 | 356303 | 4 | Washer |
| 5 | 108-3678-03 | 1 | Bracket-Muffler |
| 6 | 100-8409-03 | 1 | Shield-Exhaust, Lower |
| 7 | 3234-26 | 10 | Screw |
| 8 | 100-8291 | 1 | Header Pipe ASM |
| 9 | 100-7028-03 | 1 | Shield-Heat, Upper |
| 10 | 100-7029-03 | 1 | Shield-Heat, Middle |
| 11 | 108-3690 | 2 | Hanger-Muffler |
| 12 | 32128-20 | 7 | Nut-HF |
| 13 | 100-8527 | 1 | Support-Header |
| 14 | 2112-9 | 4 | Clamp |
| 14:1 | 32128-20 | 2 | Nut-HF |
| 15 | 3255-7 | 1 | Washer-Lock/EXT |
| 16 | 32128-33 | 2 | Nut-HF |
| 17 | 3234-4 | 2 | Screw-HHF |
| 18 | 2412-134 | 1 | R-Clamp |
| 19 | 32128-33 | 1 | Nut-HF |
| 20 | 322-5 | 3 | Screw-HH |
| 21 | 2412-39 | 1 | R-Clamp |
| 22 | 98-0979 | 1 | Lynch Pin ASM |
| 22:1 | 28-8070 | 1 | Lanyard |

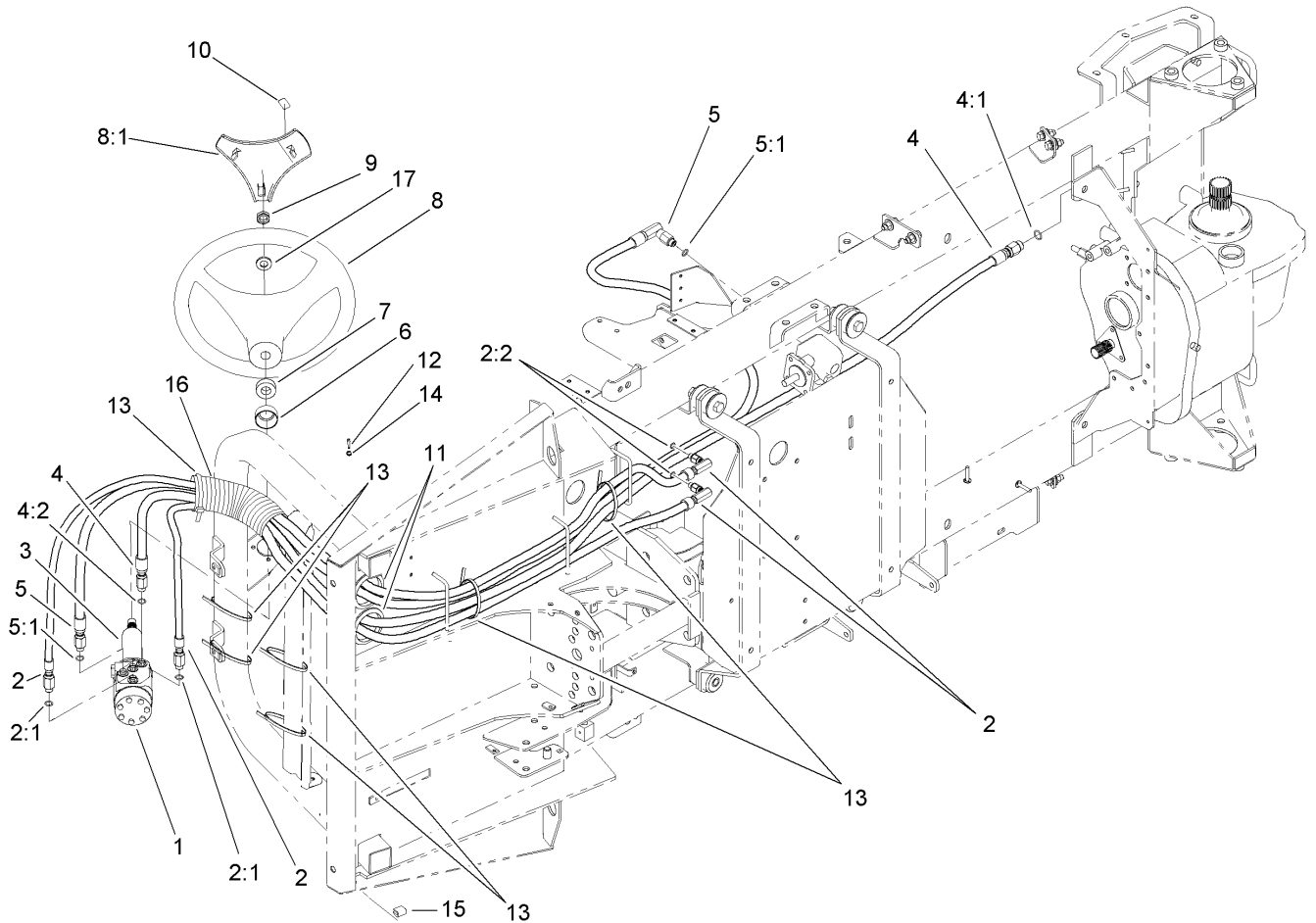
| Ref | Part No. | Qty. | Description |
|------|-------------|------|--------------------------|
| 22:2 | 3290-495 | 1 | Pin-Klik |
| 23 | 3234-11 | 2 | Screw-HHF |
| 24 | 110-5222-03 | 1 | Mount-Valve |
| 25 | 112-7900 | 2 | Mount-Peg |
| 26 | 108-0069 | 1 | Valve-Ball |
| 27 | 110-5224 | 1 | Fitting-Barbed, Straight |
| 28 | 2412-34 | 1 | Clamp-Hose |
| 29 | 32128-43 | 2 | Nut-Flange |



Electrical Panel Assembly

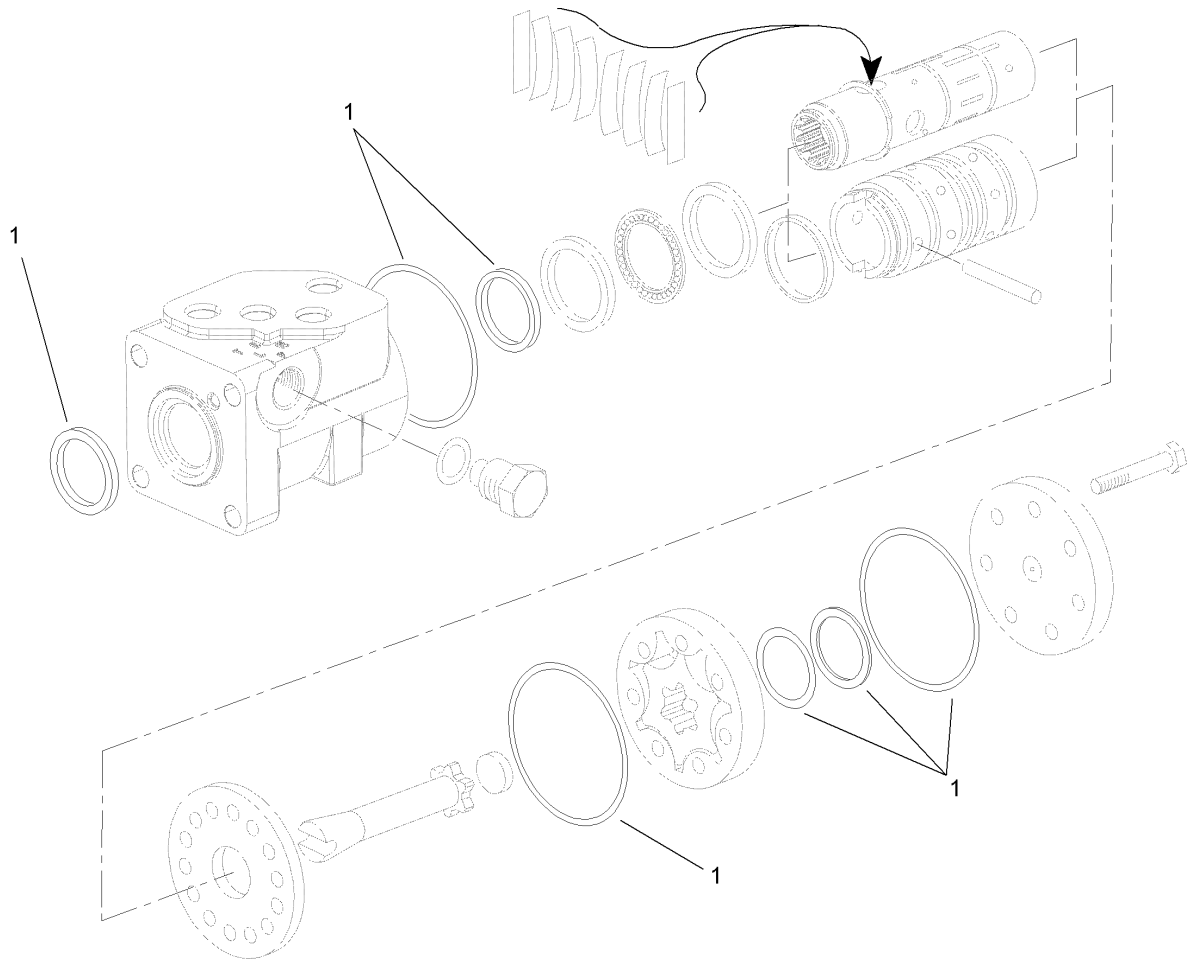
| Ref | Part No. | Qty. | Description |
|-------|-------------|------|------------------------------|
| 1 | 32105-13 | 6 | Screw-HWH |
| 2 | 42863 | 1 | Strip-Jumper |
| 3 | 42862 | 1 | Block-Terminal, Ground |
| 4 | 3217-26 | 6 | Nut-Hex |
| 5 | 108-3676-03 | 1 | Panel-Electrical |
| 7 | 32144-70 | 3 | Screw-HWHTF |
| 8 | 100-7025-03 | 1 | Shield-Heat, Front |
| 9 | 100-7027 | 1 | Trim |
| 11 | 3253-17 | 6 | Washer-Lock |
| 12 | 99-3703 | 1 | Module-Cruise |
| 13 | 32180-048 | 3 | Boot-Ell-Tron |
| 14 | 32128-33 | 11 | Nut-HF |
| 15 | 99-7406 | 1 | Solenoid |
| 16 | 321-3 | 11 | Screw-HH |
| 17 | 99-7430 | 10 | Relay |
| 18 | 3219-14 | 2 | Nut-Hex |
| 19 | 3217-6 | 2 | Nut-Hex |
| 21 | 108-9461 | 1 | Harness-Wire, Main |
| ●21:1 | 110928 | 1 | Fuse-5 Amp |
| ●21:2 | 218-578 | 1 | Fuse-10 Amp |
| ●21:3 | 109103 | 1 | Fuse-30 Amp |
| 22 | 3234-26 | 3 | Screw |
| 23 | 112-3524 | 1 | Harness-Wire, Sprayer System |
| ●23:1 | 100-4918 | 2 | Diode |

| Ref | Part No. | Qty. | Description |
|-------|----------|------|----------------------------|
| ●23:2 | 108-9493 | 2 | Diode-Tvs |
| ●23:3 | 107-8745 | 4 | Fuse-Blade, 3 Amp |
| 25 | 3290-379 | 4 | Tie-Cable |
| 26 | 109101 | 1 | Fuse-20 Amp |
| 27 | 109355 | 1 | Fuse-15 Amp |
| 28 | 108-3736 | 2 | Breaker-Circuit, 30A |
| 29 | 108-9470 | 1 | Harness-Wire, Fusible Link |
| 30 | 3290-379 | 1 | Tie-Cable |



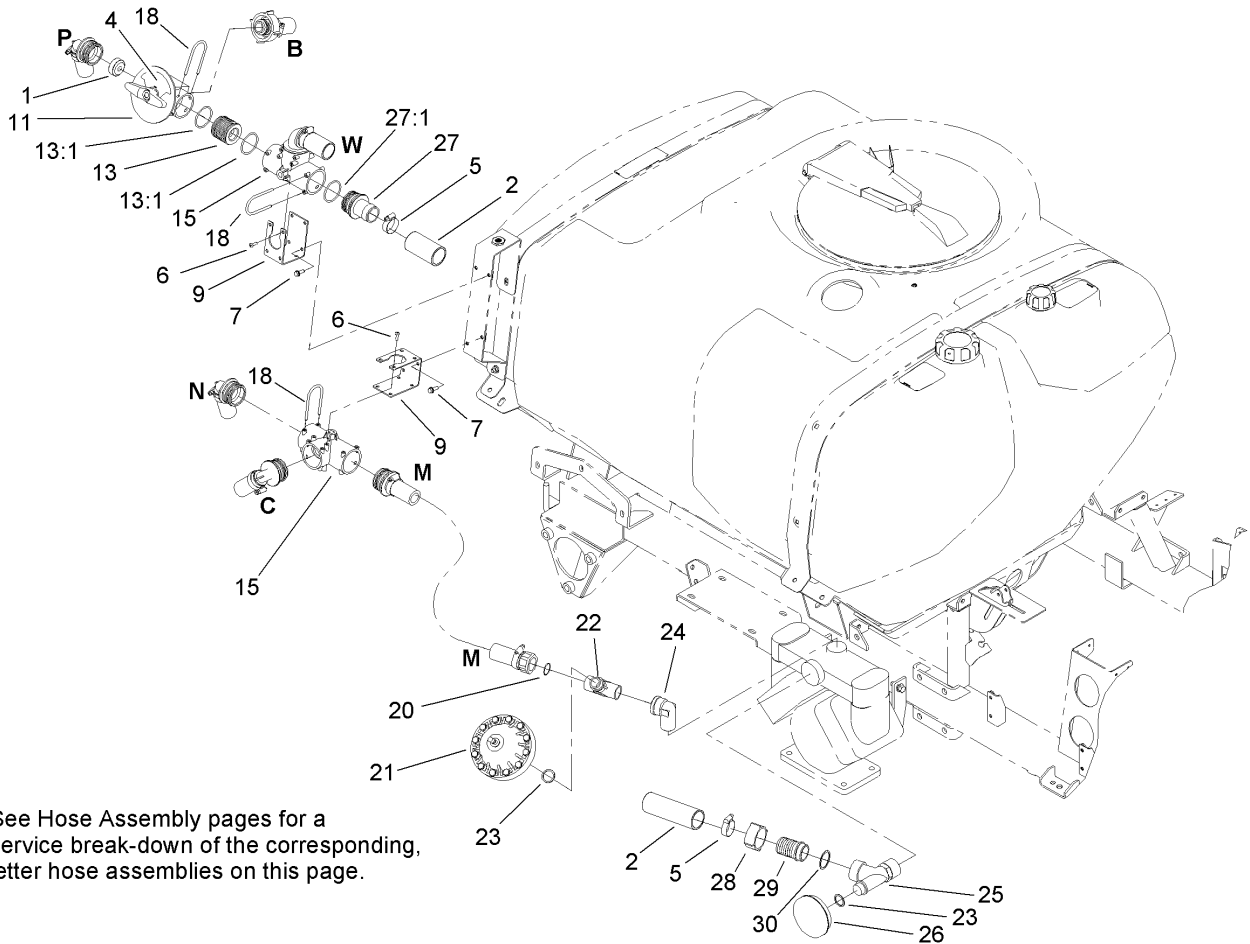
Hydraulic Hose Routing Assembly

| Ref | Part No. | Qty. | Description |
|-----|-----------|------|-----------------------|
| 1 | 114-5076 | 1 | Steering Control ASM |
| 2 | 100-8252 | 2 | Hose ASM |
| 2:1 | 237-78 | 1 | O-Ring |
| 2:2 | 237-42 | 1 | O-Ring |
| 3 | 94-8792 | 1 | Column-Steering |
| 4 | 100-8253 | 1 | Hose ASM |
| 4:1 | 237-42 | 1 | O-Ring |
| 4:2 | 237-79 | 1 | O-Ring |
| 5 | 100-8251 | 1 | Hose ASM |
| 5:1 | 237-42 | 2 | O-Ring |
| 6 | 93-5439 | 1 | Seal-Steering |
| 7 | 21-9260 | 1 | Cover-Dust |
| 8 | 98-1471 | 1 | Wheel-Steering |
| 8:1 | 98-1468 | 1 | Cover-Wheel, Steering |
| 9 | 110-8816 | 1 | Nut-Hex |
| 10 | 98-1459 | 1 | Decal |
| 11 | 237-164 | 2 | Grommet |
| 12 | 33113-020 | 4 | Screw-HH |
| 13 | 3290-379 | 17 | Tie-Cable |
| 14 | 3253-18 | 4 | Washer-Lock |
| 15 | 108-3582 | 1 | Trim-Edge |
| 16 | 104-8973 | 1 | Cover-Hose, HYD |
| 17 | 3256-27 | 1 | Washer-Flat |



Steering Control Assembly No. 114-5076

| Ref | Part No. | Qty. | Description | | | | |
|-----|----------|------|-------------|--|--|--|--|
| 1 | 108-1519 | 1 | Seal Kit | | | | |

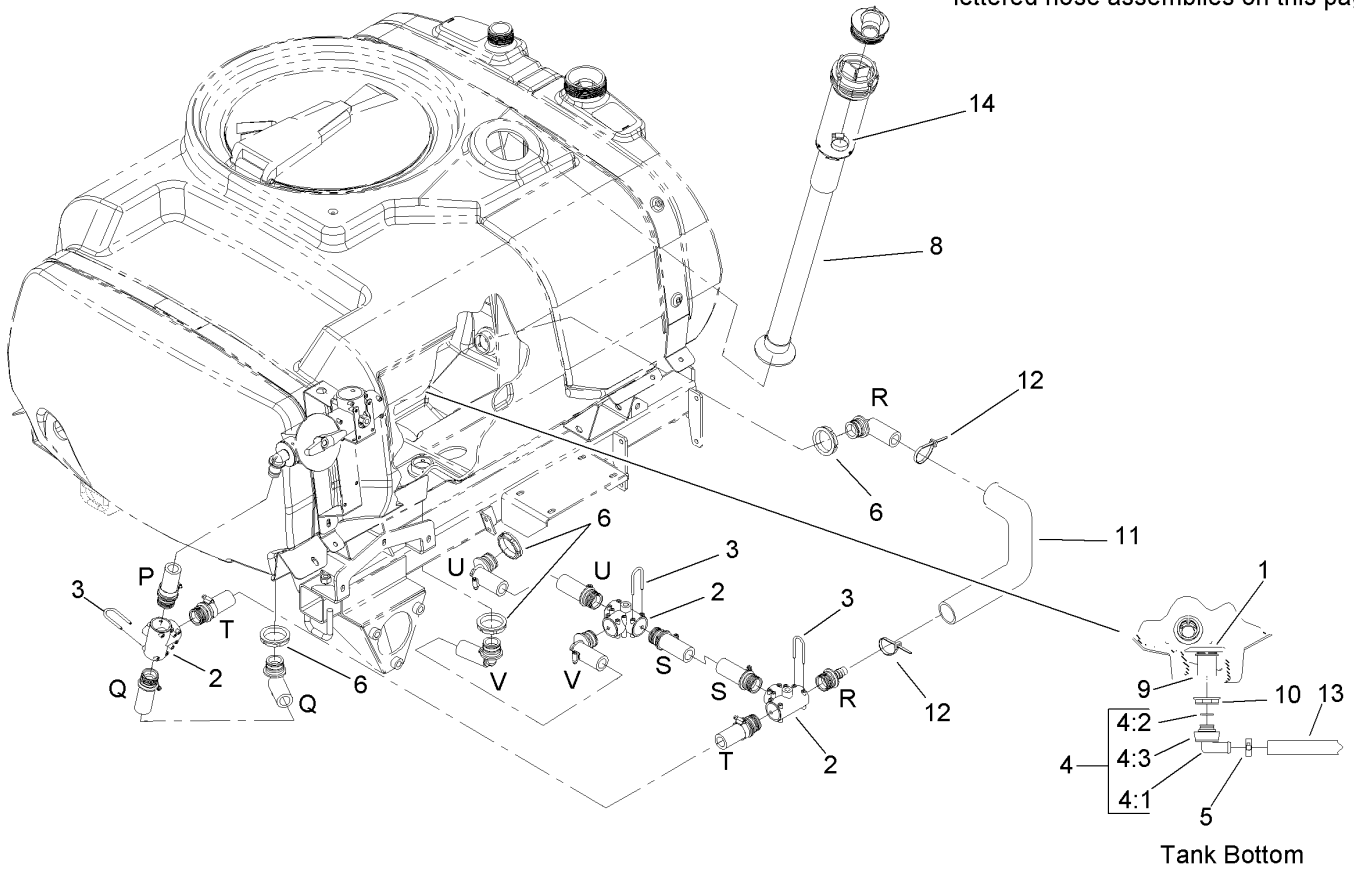


See Hose Assembly pages for a service break-down of the corresponding, letter hose assemblies on this page.

Sprayer Component Assembly No. 1

| Ref | Part No. | Qty. | Description |
|------|----------|------|---------------------|
| 1 | 110-5186 | 1 | Reducer-Agitation |
| 2 | 108-3686 | 1 | Hose-Suction |
| 4 | 107-8621 | 1 | Decal-Agitation |
| 5 | 41327 | 2 | Clamp-Hose |
| 6 | 32144-32 | 8 | Screw |
| 7 | 3234-4 | 4 | Screw-HHF |
| 9 | 100-8478 | 2 | Bracket-Tee |
| 11 | 100-8673 | 1 | Agitation Valve ASM |
| 13 | 106-4947 | 1 | Connector |
| 13:1 | 100-8637 | 2 | O-Ring |
| 15 | 100-6704 | 2 | Tee |
| 18 | 100-8635 | 8 | Fork |
| 20 | 100-6655 | 2 | Gasket |
| 21 | 100-6662 | 1 | Damper-Pressure |
| 22 | 100-8699 | 1 | Tee |
| 23 | 100-6656 | 2 | O-Ring |
| 24 | 100-8698 | 1 | Elbow |
| 25 | 100-8681 | 1 | Tee |
| 26 | 100-6660 | 1 | Suction Damper ASM |
| 27 | 106-4936 | 1 | Hosebarb |
| 27:1 | 100-8637 | 1 | O-Ring |
| 28 | 100-8678 | 1 | Nut |
| 29 | 100-8679 | 1 | Hosebarb |
| 30 | 100-8680 | 1 | Seal |

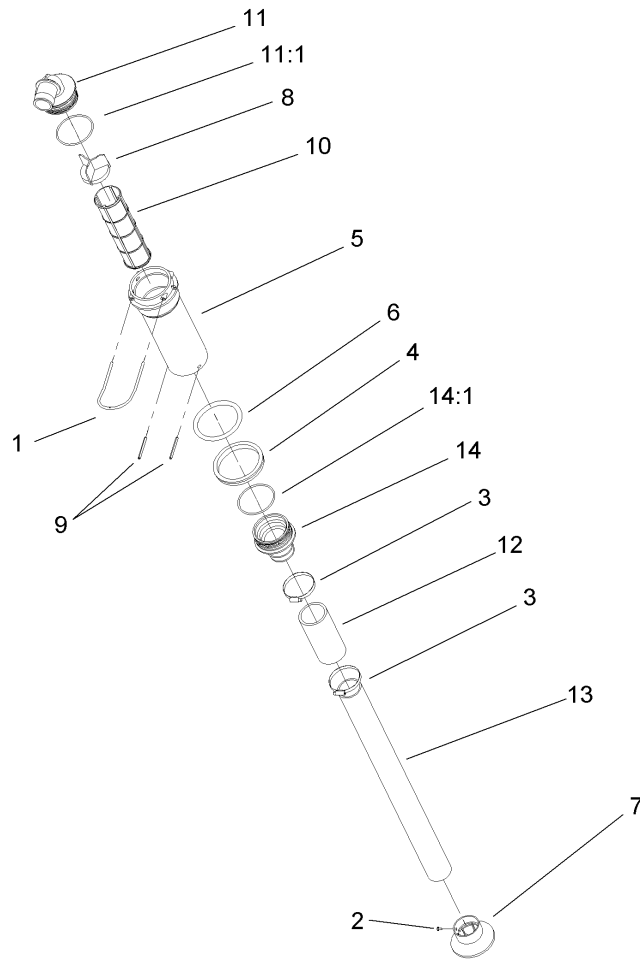
See Hose Assembly pages for a service break-down of the corresponding, lettered hose assemblies on this page.



Sprayer Component Assembly No. 2

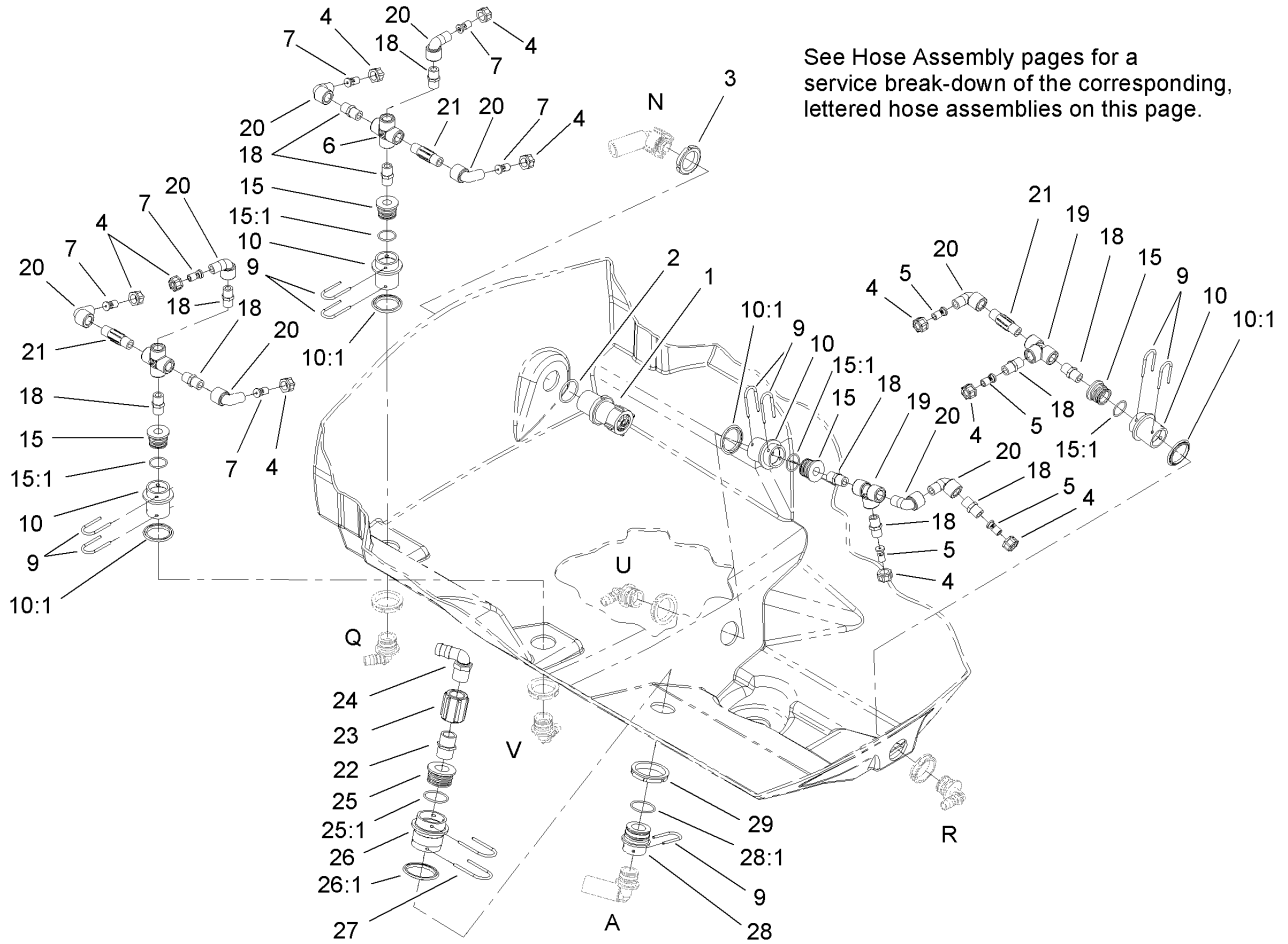
| Ref | Part No. | Qty. | Description |
|-----|----------|------|-------------------------|
| 1 | 110-5166 | 1 | Outlet-Drain |
| 2 | 104-9041 | 3 | Tee |
| 3 | 100-6708 | 10 | Fork |
| 4 | 112-7904 | 1 | 90 DEG Elbow ASM |
| 4:1 | 110-5217 | 1 | Elbow-90 DEG |
| 4:2 | 110-5239 | 1 | O-Ring |
| 4:3 | 110-5247 | 1 | Nut-Fly |
| 5 | 2412-34 | 1 | Clamp-Hose |
| 6 | 100-6713 | 4 | Nut-Bulkhead |
| 8 | | 1 | Top Mounted Suction ASM |
| 9 | 110-5246 | 1 | Seal-Plastic |
| 10 | 110-5237 | 1 | Nut-Ring, Plastic |
| 11 | 107-8650 | 1 | Conduit-Convoluted |
| 12 | 3290-378 | 2 | Tie-Cable |
| 13 | 112-7905 | 1 | Hose-Drain |
| 14 | 41327 | 1 | Clamp-Hose |

| | | | |
|--|--|--|--|
| | | | |
|--|--|--|--|



Top Mounted Suction Assembly

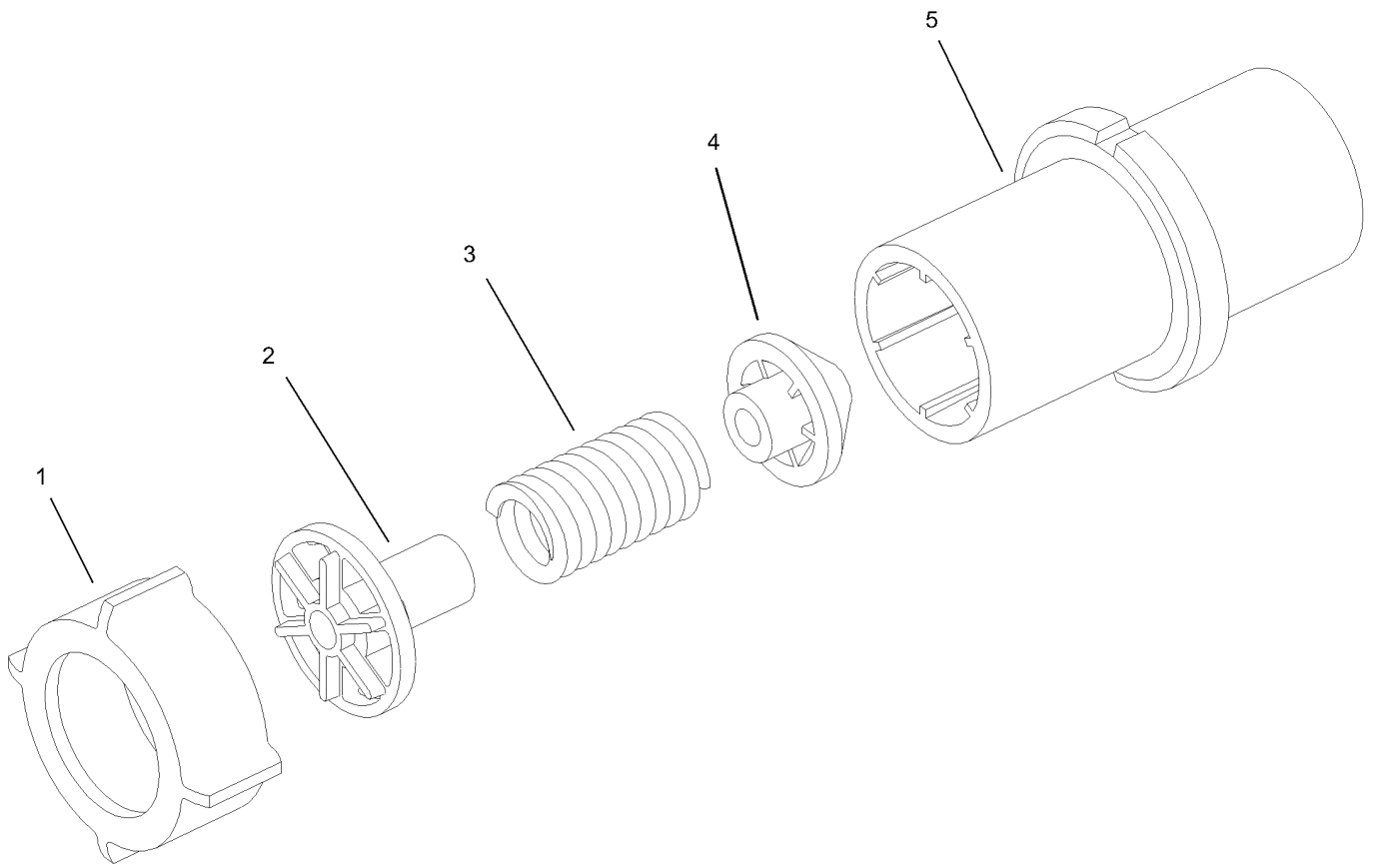
| Ref | Part No. | Qty. | Description | |
|------|----------|------|-------------------------|--|
| 1 | 100-8636 | 1 | Fork-Special | |
| 2 | 108-3270 | 1 | Screw-TAP | |
| 3 | 26392 | 2 | Clamp-Hose | |
| 4 | 100-8647 | 1 | Nut-Bulkhead | |
| 5 | 100-8643 | 1 | Housing-Filter | |
| 6 | 100-8646 | 1 | Gasket-Bulkhead | |
| 7 | 100-6714 | 1 | Foot-Tube, Suction | |
| 8 | 100-8641 | 1 | Vane-Screen | |
| 9 | 100-8644 | 2 | Pin-Expansion | |
| 10 | 100-8642 | 1 | Screen-Suction, Mesh 50 | |
| 10:1 | 100-6991 | 1 | Element-Filter, Green | |
| 10:2 | 100-6992 | 1 | Element-Filter, Red | |
| 11 | 106-4952 | 1 | Hosebarb-90 DEG | |
| 11:1 | 100-6989 | 1 | O-Ring | |
| 12 | 100-8649 | 1 | Hose-Suction | |
| 13 | 107-8625 | 1 | Tube-Suction | |
| 14 | 106-4942 | 1 | Hosebarb-Straight | |
| 14:1 | 100-8640 | 1 | O-Ring | |
| | | | | |
| | | | | |
| | | | | |
| | | | | |



Sprayer Component Assembly No. 3

| Ref | Part No. | Qty. | Description |
|------|----------|------|-----------------------|
| 1 | 100-6820 | 1 | Valve-Safety, 225 Psi |
| 2 | 100-6652 | 1 | Gasket |
| 3 | 99-0761 | 1 | Ringnut |
| 4 | 99-0766 | 10 | Nut |
| 5 | 100-6705 | 4 | Nozzle-Agitation |
| 6 | 110-5248 | 2 | Cross |
| 7 | 100-6706 | 6 | Nozzle-Agitation |
| 9 | 100-6708 | 9 | Fork |
| 10 | 106-4896 | 4 | Fitting-Bulkhead |
| 10:1 | 100-6710 | 1 | Gasket-Bulkhead |
| 15 | 106-4943 | 4 | Adapter ASM |
| 15:1 | 100-6712 | 1 | O-Ring |
| 18 | 108-3574 | 11 | Nipple-Short |
| 19 | 94-7100 | 4 | Tee |
| 20 | 108-3573 | 9 | Elbow-90 DEG |
| 21 | 94-7103 | 3 | Nipple |
| 22 | 108-3578 | 1 | Nipple-Short |
| 23 | 108-3577 | 1 | Union-Short |
| 24 | 108-3576 | 1 | Elbow-90 DEG, Barbed |
| 25 | 108-3357 | 1 | Adapter ASM |
| 25:1 | 100-8637 | 1 | O-Ring |
| 26 | 108-3358 | 1 | Fitting-Bulkhead |
| 26:1 | 107-2864 | 1 | Gasket-Bulkhead |
| 27 | 100-8635 | 2 | Fork |

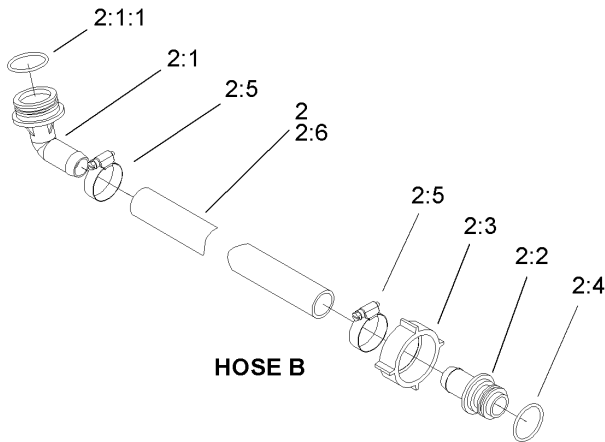
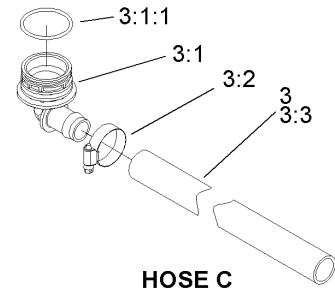
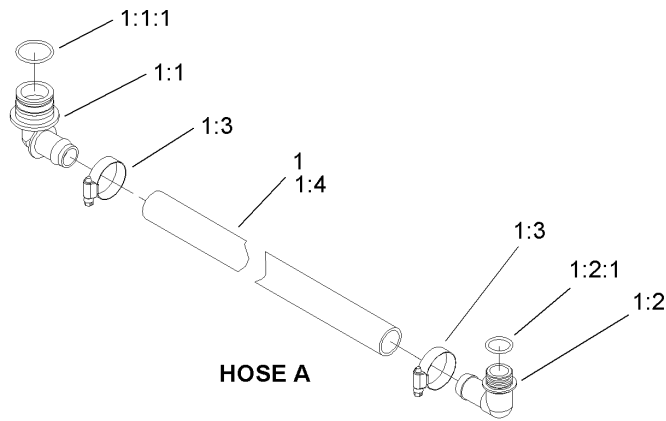
| Ref | Part No. | Qty. | Description |
|------|----------|------|--------------|
| 28 | 106-4938 | 1 | Reducer ASM |
| 28:1 | 100-8637 | 1 | O-Ring |
| 29 | 100-7051 | 1 | Nut-Bulkhead |



Safety Valve Assembly No. 100-6820

| Ref | Part No. | Qty. | Description |
|-----|----------|------|-----------------------|
| 1 | 100-8678 | 1 | Nut |
| 2 | 100-6724 | 1 | Valve-Relief, Seat |
| 3 | 100-6725 | 1 | Spring-Relief, Valve |
| 4 | 100-6726 | 1 | Cone-Relief, Valve |
| 5 | 100-6727 | 1 | Housing-Relief, Valve |

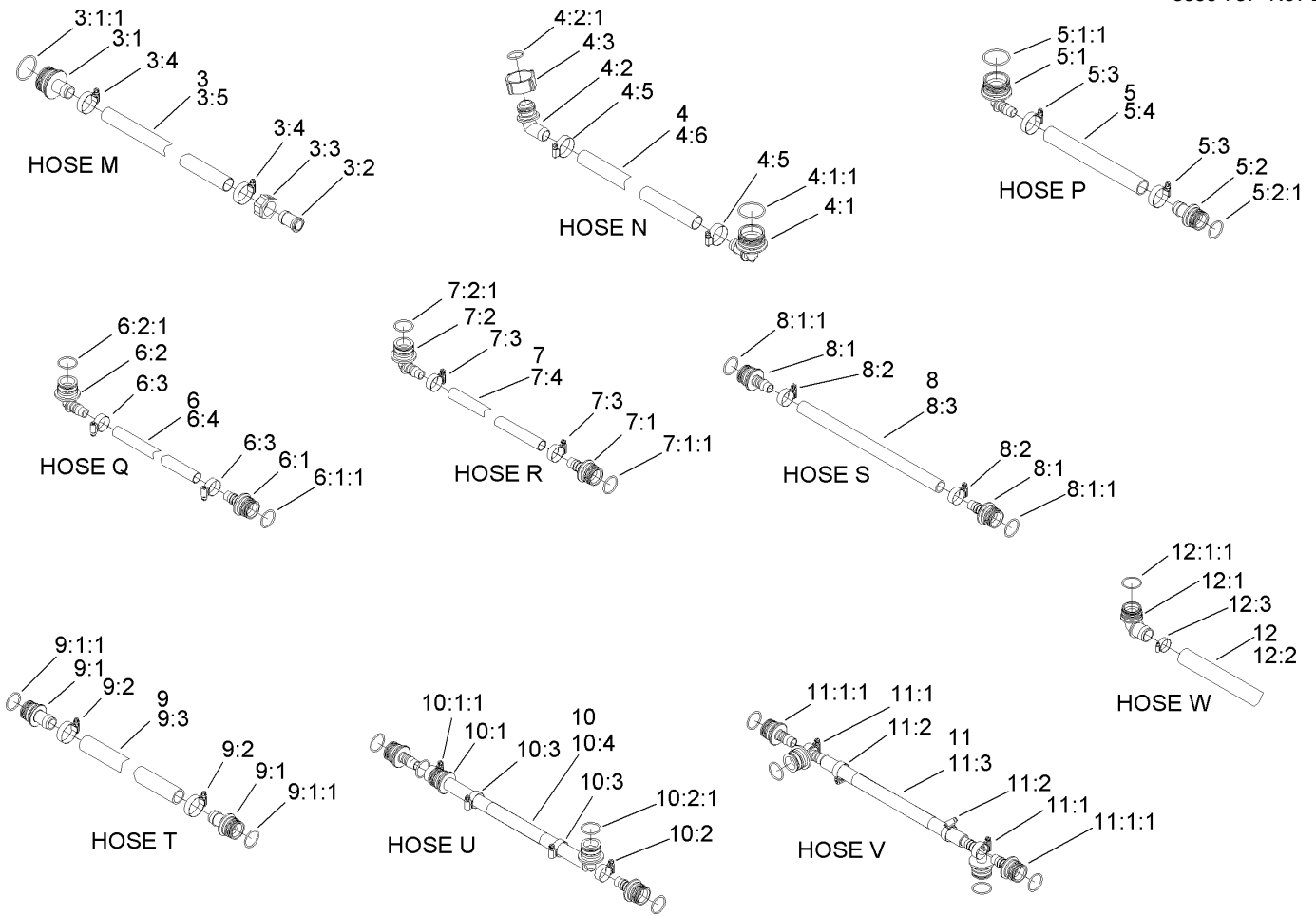
| | | | |
|--|--|--|--|
| | | | |
|--|--|--|--|



Hose Assemblies No. 1

| Ref | Part No. | Qty. | Description |
|-------|----------|------|---------------------------|
| ②1 | | 1 | Boom Bypass Hose ASM |
| 1:1 | 106-4945 | 1 | Elbow |
| 1:1:1 | 100-6712 | 1 | O-Ring |
| 1:2 | 106-4948 | 1 | Hose Barb ASM |
| 1:2:1 | 100-6882 | 1 | O-Ring |
| 1:3 | 2412-3 | 2 | Clamp-Hose |
| 1:4 | 104-9044 | 1 | Hose-Bypass, Boom |
| ②2 | | 1 | Agitation Supply Hose ASM |
| 2:1 | 106-4950 | 1 | Hose Barb ASM |
| 2:1:1 | 100-8671 | 1 | O-Ring |
| 2:2 | 100-8670 | 1 | Hosebarb |
| 2:3 | 100-8669 | 1 | Nut |
| 2:4 | 100-8671 | 1 | O-Ring |
| 2:5 | 2412-3 | 2 | Clamp-Hose |
| 2:6 | 104-8711 | 1 | Hose |
| ②3 | | 1 | Tee Controls Hose ASM |
| 3:1 | 106-4933 | 1 | Hosebarb ASM |
| 3:1:1 | 100-8637 | 1 | O-Ring |
| 3:2 | 2412-3 | 1 | Clamp-Hose |
| 3:3 | 104-8713 | 1 | Hose |

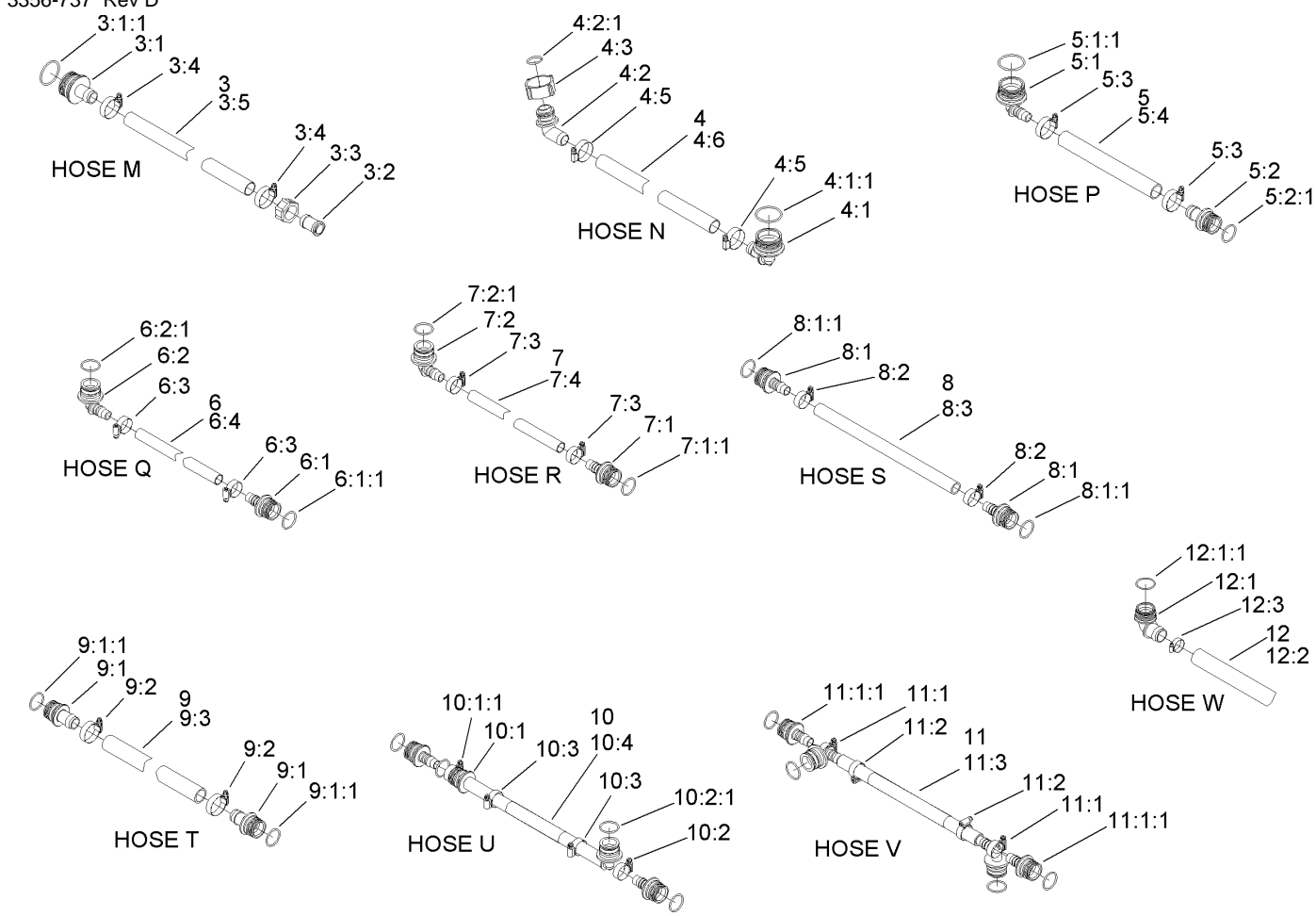
| | | | |
|--|--|--|--|
| | | | |
|--|--|--|--|



Hose Assemblies No. 2

| Ref | Part No. | Qty. | Description |
|-------|----------|------|--------------------------|
| ②3 | | 1 | Manifold Tee Hose ASM |
| 3:1 | 106-4932 | 1 | Hosebarb-Straight |
| 3:1:1 | 100-8637 | 1 | O-Ring |
| 3:2 | 99-0781 | 1 | Hosebarb |
| 3:3 | 99-0769 | 1 | Nut |
| 3:4 | 2412-3 | 2 | Clamp-Hose |
| 3:5 | 104-8712 | 1 | Hose |
| ②4 | | 1 | Relief Valve Hose ASM |
| 4:1 | 106-4933 | 1 | Hosebarb ASM |
| 4:1:1 | 100-8637 | 1 | O-Ring |
| 4:2 | 106-4949 | 1 | Hosebarb |
| 4:2:1 | 100-6646 | 1 | O-Ring |
| 4:3 | 100-8678 | 1 | Nut |
| 4:5 | 2412-3 | 2 | Clamp-Hose |
| 4:6 | 104-8710 | 1 | Hose |
| ②5 | | 1 | Agitation Valve Hose ASM |
| 5:1 | 106-4933 | 1 | Hosebarb ASM |
| 5:1:1 | 100-8637 | 1 | O-Ring |
| 5:2 | 106-4935 | 1 | Hosebarb ASM |
| 5:2:1 | 100-6712 | 1 | O-Ring |
| 5:3 | 2412-3 | 2 | Clamp-Hose |
| 5:4 | 107-8642 | 1 | Hose |
| ②6 | | 1 | Rear Hose Agitation ASM |
| 6:1 | 106-4939 | 1 | Hosebarb-Straight |

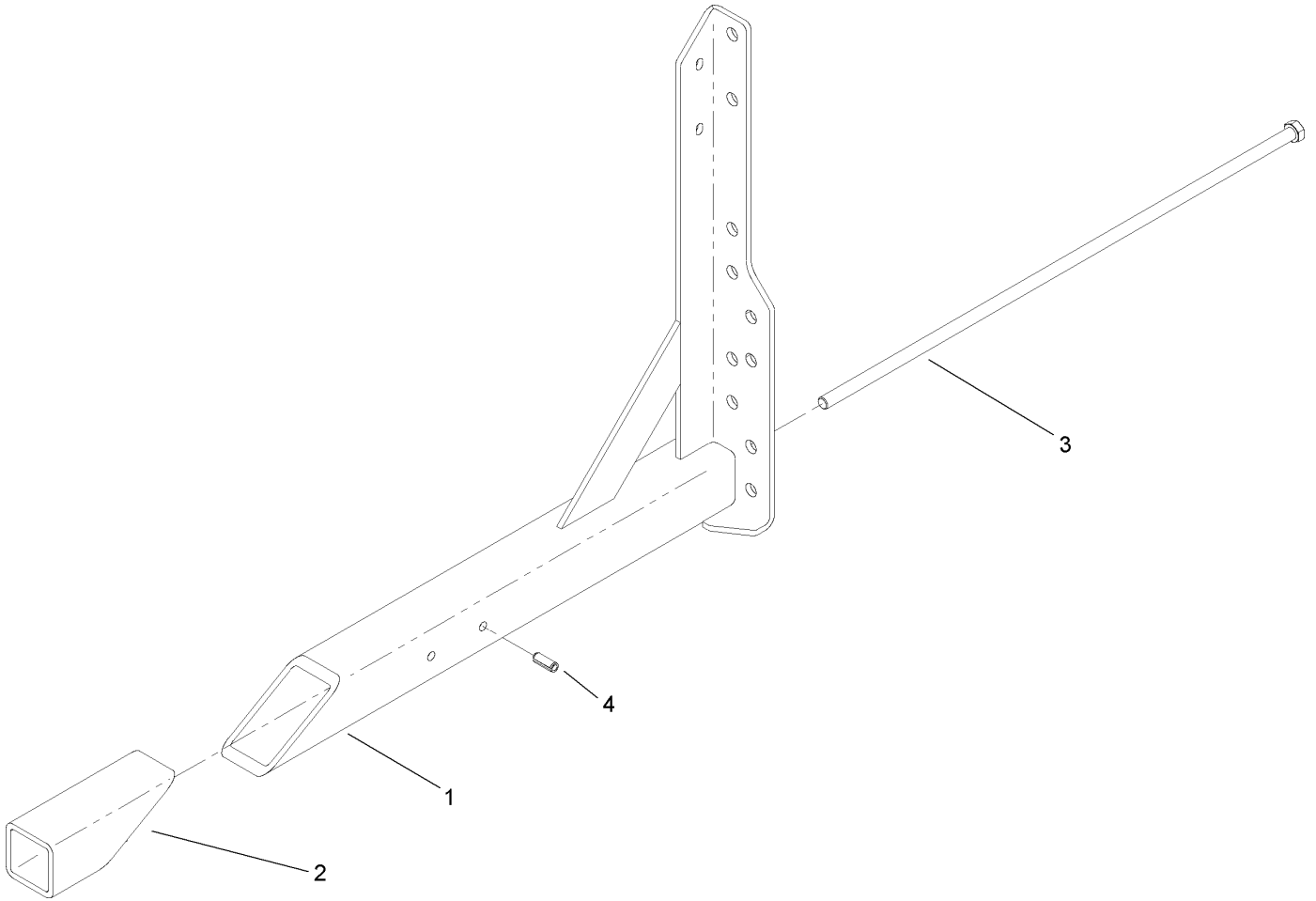
| Ref | Part No. | Qty. | Description |
|-------|----------|------|--------------------------|
| 6:1:1 | 100-6712 | 1 | O-Ring |
| 6:2 | 106-4940 | 1 | Hosebarb-90 DEG |
| 6:2:1 | 100-6712 | 1 | O-Ring |
| 6:3 | 2412-129 | 2 | Clamp-Hose |
| 6:4 | 106-1360 | 1 | Hose |
| ②7 | | 1 | Front Agitation Hose ASM |
| 7:1 | 106-4939 | 1 | Hosebarb-Straight |
| 7:1:1 | 100-6712 | 1 | O-Ring |
| 7:2 | 106-4940 | 1 | Hosebarb-90 DEG |
| 7:2:1 | 100-6712 | 1 | O-Ring |
| 7:3 | 2412-129 | 2 | Clamp-Hose |
| 7:4 | 104-8706 | 1 | Hose |
| ②8 | | 1 | Agitation Hose ASM |
| 8:1 | 106-4939 | 2 | Hosebarb-Straight |
| 8:1:1 | 100-6712 | 1 | O-Ring |
| 8:2 | 2412-129 | 2 | Clamp-Hose |
| 8:3 | 108-3689 | 1 | Hose |
| ②9 | | 1 | Agitation Tee Hose ASM |
| 9:1 | 106-4935 | 2 | Hosebarb ASM |
| 9:1:1 | 100-6712 | 1 | O-Ring |
| 9:2 | 2412-3 | 2 | Clamp-Hose |
| 9:3 | 104-9039 | 1 | Hose-Tee, Agitation |
| ②10 | | 1 | Agitation Hose ASM |
| 10:1 | 106-4939 | 1 | Hosebarb-Straight |



Hose Assemblies No. 2 (continued)

| Ref | Part No. | Qty. | Description |
|-------------|----------|------|--------------------|
| 10:1:1 | 100-6712 | 1 | O-Ring |
| 10:2 | 106-4940 | 1 | Hosebarb-90 DEG |
| 10:2:1 | 100-6712 | 1 | O-Ring |
| 10:3 | 2412-129 | 2 | Clamp-Hose |
| 10:4 | 108-3366 | 1 | Hose |
| ② 11 | | 1 | Agitation Hose ASM |
| 11:1 | 106-4940 | 2 | Hosebarb-90 DEG |
| 11:1:1 | 100-6712 | 1 | O-Ring |
| 11:2 | 2412-129 | 2 | Clamp-Hose |
| 11:3 | 108-3365 | 1 | Hose |
| ② 12 | | 1 | Suction Hose ASM |
| 12:1 | 110-5156 | 1 | Suction Elbow ASM |
| 12:1:1 | 100-8637 | 1 | O-Ring |
| 12:2 | 108-3685 | 1 | Hose-Suction |
| 12:3 | 41327 | 1 | Clamp-Hose |

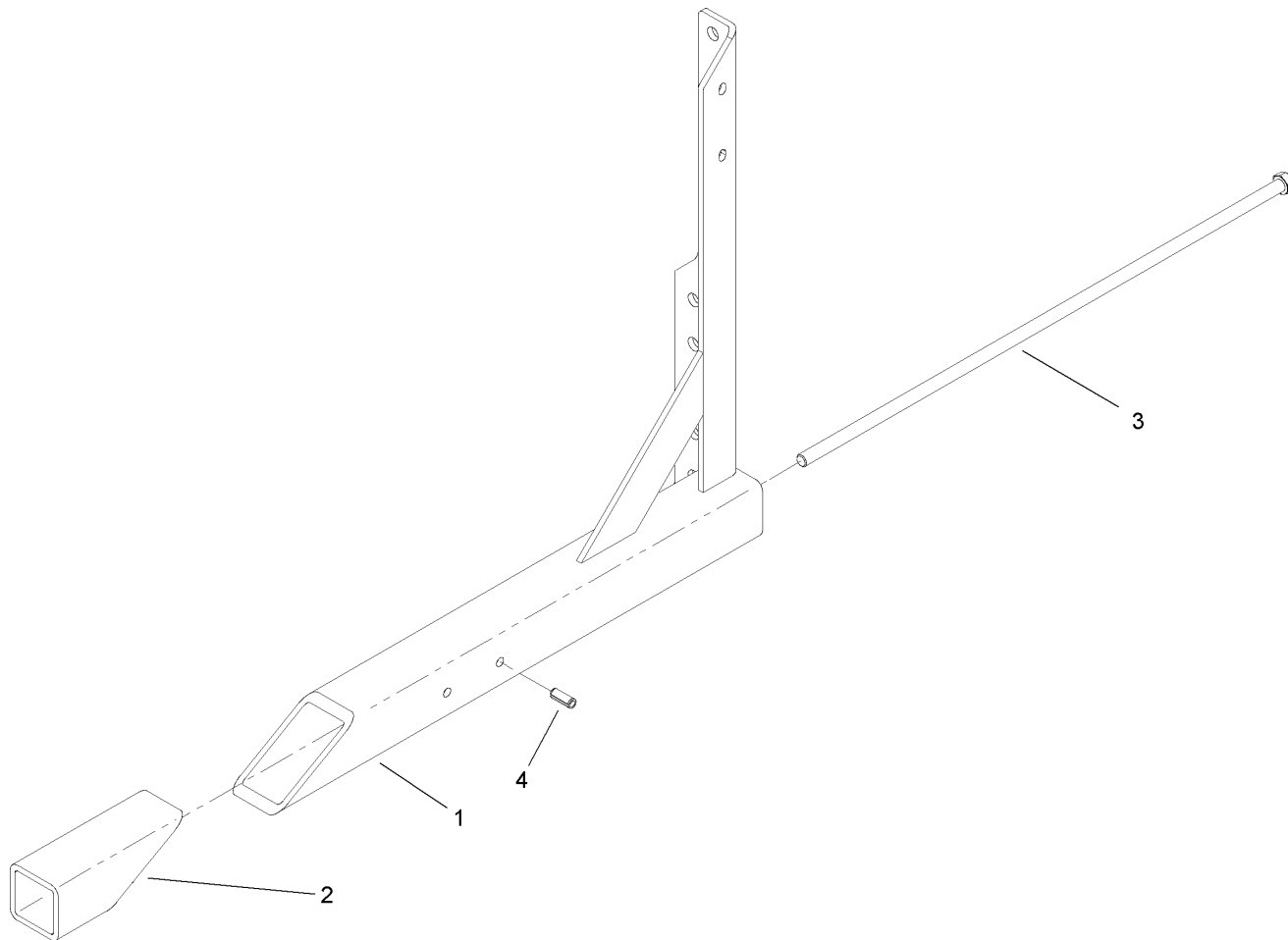
| Ref | Part No. | Qty. | Description |
|-----|----------|------|-------------|
| | | | |
| | | | |
| | | | |
| | | | |
| | | | |
| | | | |



Right Hand Boom Mount Assembly

| Ref | Part No. | Qty. | Description |
|-----|-------------|------|-------------------|
| 1 | 108-3714-03 | 1 | RH Boom Mount ASM |
| 2 | 107-8638-03 | 1 | Wedge-Tube |
| 3 | 107-8620 | 1 | Screw-HH |
| 4 | 32121-41 | 1 | Pin-Roll |

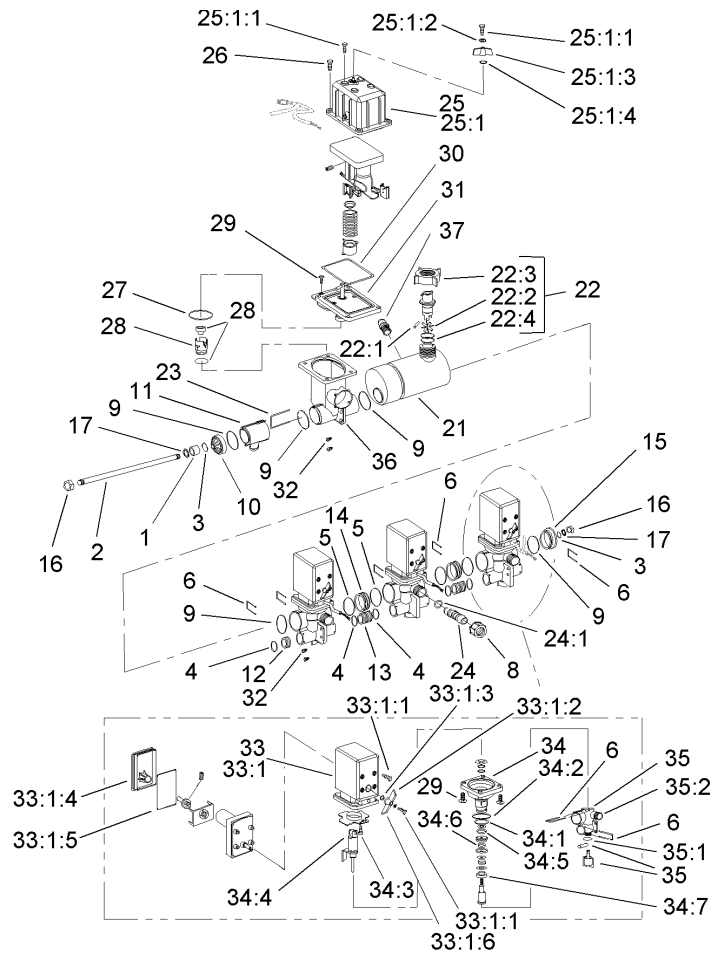
| | | | |
|--|--|--|--|
| | | | |
| | | | |
| | | | |
| | | | |
| | | | |
| | | | |
| | | | |
| | | | |
| | | | |
| | | | |
| | | | |
| | | | |
| | | | |
| | | | |
| | | | |
| | | | |
| | | | |
| | | | |
| | | | |
| | | | |
| | | | |
| | | | |
| | | | |
| | | | |
| | | | |



Left Hand Boom Mount Assembly

| Ref | Part No. | Qty. | Description |
|-----|-------------|------|-------------------|
| 1 | 108-3715-03 | 1 | LH Boom Mount ASM |
| 2 | 107-8638-03 | 1 | Wedge-Tube |
| 3 | 107-8620 | 1 | Screw-HH |
| 4 | 32121-41 | 1 | Pin-Roll |

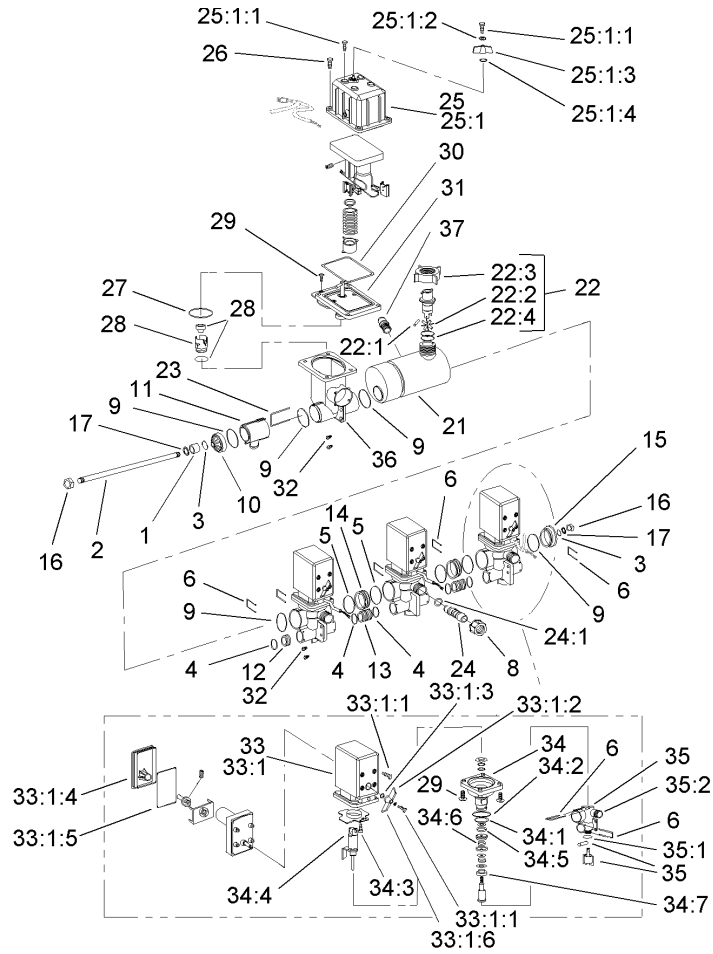
| | | | |
|--|--|--|--|
| | | | |
| | | | |
| | | | |
| | | | |
| | | | |
| | | | |
| | | | |
| | | | |
| | | | |
| | | | |
| | | | |
| | | | |



EVC Control Valve Assembly

| Ref | Part No. | Qty. | Description |
|------|----------|------|---------------------|
| 1 | 100-6897 | 1 | Bushing |
| 2 | 100-6909 | 1 | Rod-Threaded |
| 3 | 100-6887 | 2 | O-Ring |
| 4 | 100-6882 | 5 | O-Ring |
| 5 | 100-6646 | 5 | O-Ring |
| 6 | 100-6885 | 9 | Fork-Valve, Boom |
| 8 | 99-0850 | 3 | Nut |
| 9 | 100-6892 | 4 | O-Ring |
| 10 | 100-6913 | 1 | Cover |
| 11 | 100-6908 | 1 | T-Piece |
| 12 | 100-6891 | 1 | Cap-End |
| 13 | 100-6890 | 2 | Joiner-Bypass, Boom |
| 14 | 100-6896 | 2 | Joiner-Valve, Boom |
| 15 | 100-6915 | 1 | Cover-End |
| 16 | 100-6894 | 2 | Nut |
| 17 | 100-6634 | 2 | Washer |
| 21 | 100-6920 | 1 | Housing-Meter, Flow |
| 22 | 100-6900 | 1 | Flow Sensor ASM |
| 22:1 | 100-6906 | 1 | Shaft-Rotor |
| 22:2 | 100-6919 | 1 | Meter-Flow, Rotor |
| 22:3 | 100-8678 | 1 | Nut |
| 22:4 | 100-8653 | 1 | O-Ring |
| 23 | 100-6907 | 1 | Fork |
| 24 | 106-5112 | 3 | Hosebarb ASM |

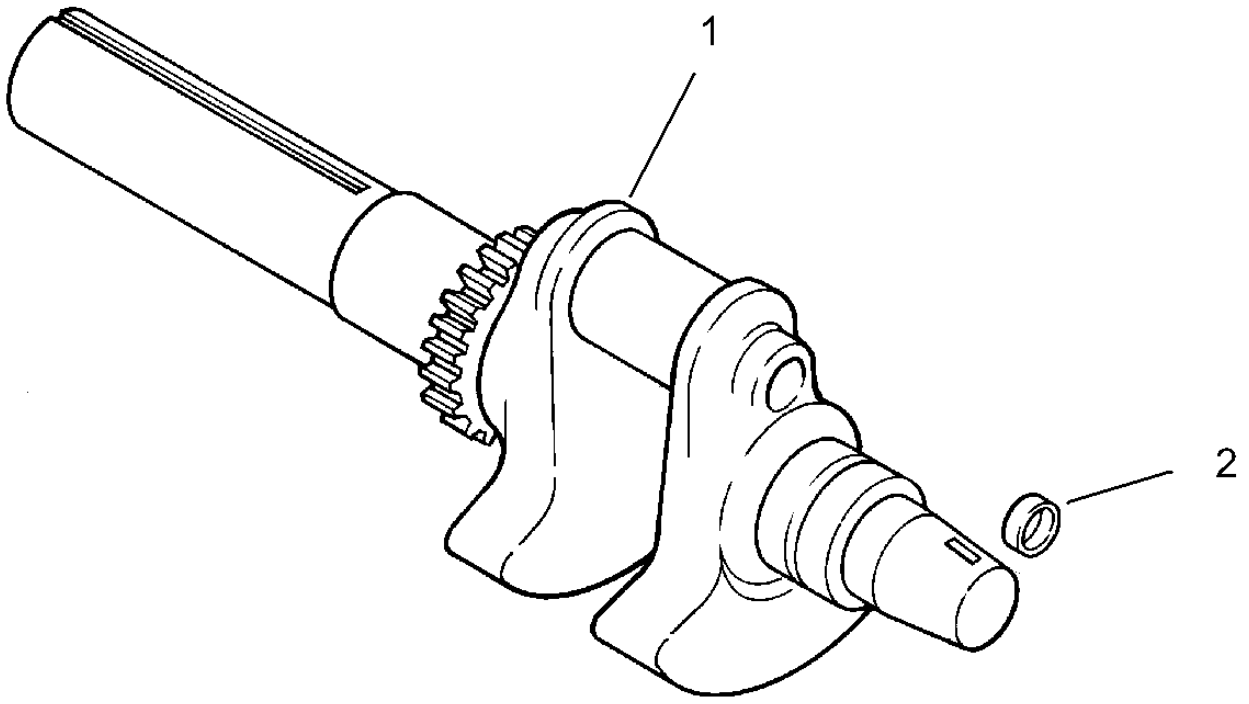
| Ref | Part No. | Qty. | Description |
|--------|----------|------|-----------------------------|
| 24:1 | 100-6645 | 1 | O-Ring |
| 25 | 108-3351 | 1 | Rate Control Motor ASM |
| 25:1 | 108-3341 | 1 | Motor-Control, Rate |
| 25:1:1 | 100-6876 | 1 | Screw |
| 25:1:2 | 100-6877 | 1 | Washer-Lock |
| 25:1:3 | 100-6903 | 1 | Grip-Hand |
| 25:1:4 | 100-6880 | 1 | O-Ring |
| 25:2 | 107-8738 | 1 | Decal-Fuse, 3 Amp |
| 26 | 100-6918 | 4 | Screw-Plastic |
| 27 | 100-6904 | 1 | O-Ring |
| 28 | 110-5140 | 1 | Rate Valve Repair Kit |
| 29 | 100-6917 | 16 | Screw-Plastic |
| 30 | 100-6901 | 1 | Gasket-Housing, Valve Motor |
| 31 | 100-6899 | 1 | Section-Spindle, Valve Rate |
| 32 | 100-6916 | 6 | Screw-Plastic |
| 33 | 108-3257 | 3 | Boom Motor Valve ASM |
| 33:1 | 108-3340 | 1 | Motor-Valve, Boom |
| 33:1:1 | 100-6876 | 1 | Screw |
| 33:1:2 | 100-6877 | 1 | Washer-Lock |
| 33:1:3 | 100-6880 | 1 | O-Ring |
| 33:1:4 | 100-6874 | 1 | Cover-Valve, Boom |
| 33:1:5 | 100-6912 | 1 | Cover-Seal |
| 33:1:6 | 100-6875 | 1 | Handgrip-Valve, Boom |
| 33:2 | 107-8738 | 1 | Decal-Fuse, 3 Amp |
| 34 | | | |
| 34:1 | | | |
| 34:2 | | | |
| 34:3 | | | |
| 34:4 | | | |
| 34:5 | | | |
| 34:6 | | | |
| 34:7 | | | |
| 35 | | | |
| 35:1 | | | |
| 35:2 | | | |



EVC Control Valve Assembly (continued)

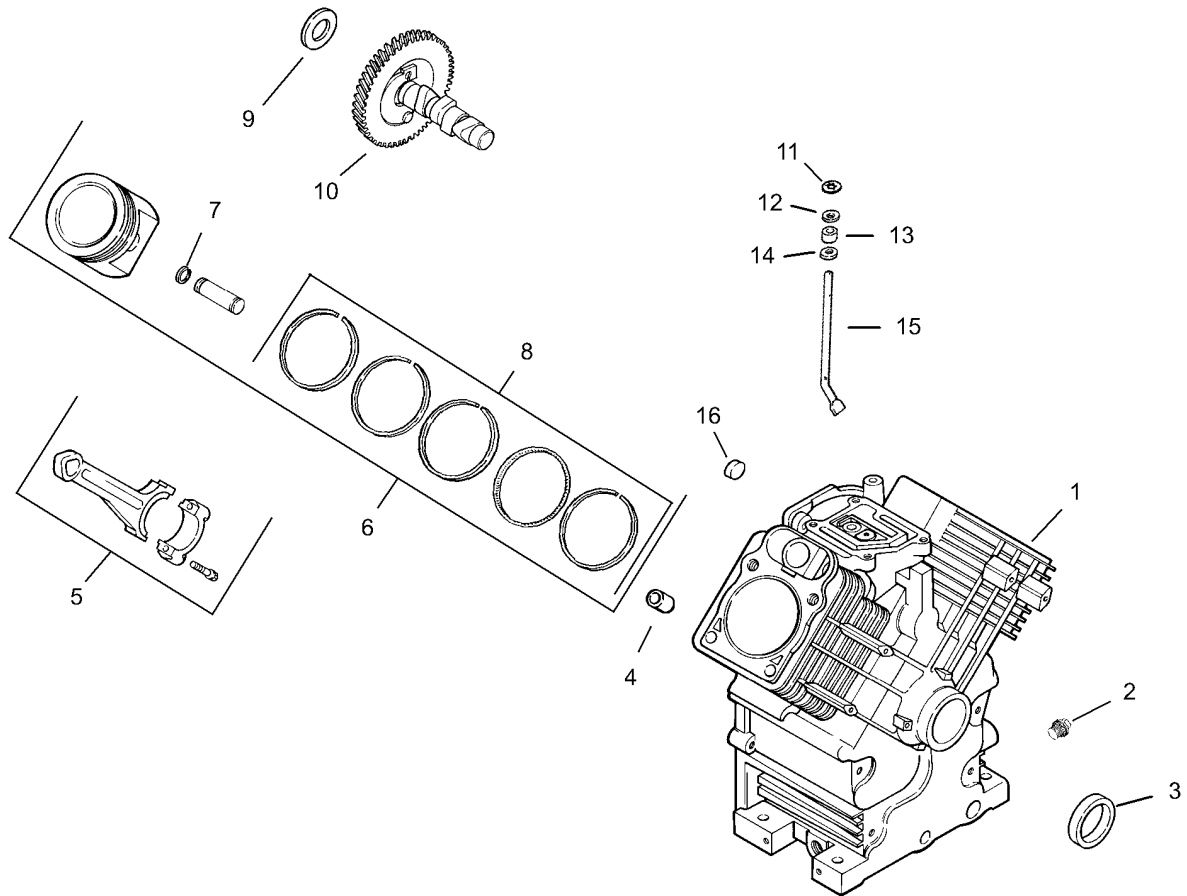
| Ref | Part No. | Qty. | Description |
|------|----------|------|-----------------------------|
| 34 | 100-6889 | 3 | Section-Spindle, Boom Valve |
| 34:1 | 100-8653 | 1 | O-Ring |
| 34:2 | 100-6882 | 5 | O-Ring |
| 34:3 | 100-6911 | 1 | Pin-Roller |
| 34:4 | 100-6910 | 1 | Bearing-Roller |
| 34:5 | 100-6879 | 1 | O-Ring |
| 34:6 | 100-6878 | 1 | O-Ring |
| 34:7 | 100-6881 | 1 | Cone-Stem, Boom Valve |
| 35 | 100-6888 | 3 | Manifold-Valve, Boom |
| 35:1 | 100-6887 | 1 | O-Ring |
| 35:2 | 106-5151 | 1 | Manifold-Lower |
| 36 | 100-6914 | 1 | Valve-Control, Housing Rate |
| 37 | 100-8674 | 1 | Coupler-Tube |

| | | | |
|--|--|--|--|
| | | | |
|--|--|--|--|



Crankshaft Assembly Kohler CH20S-64647

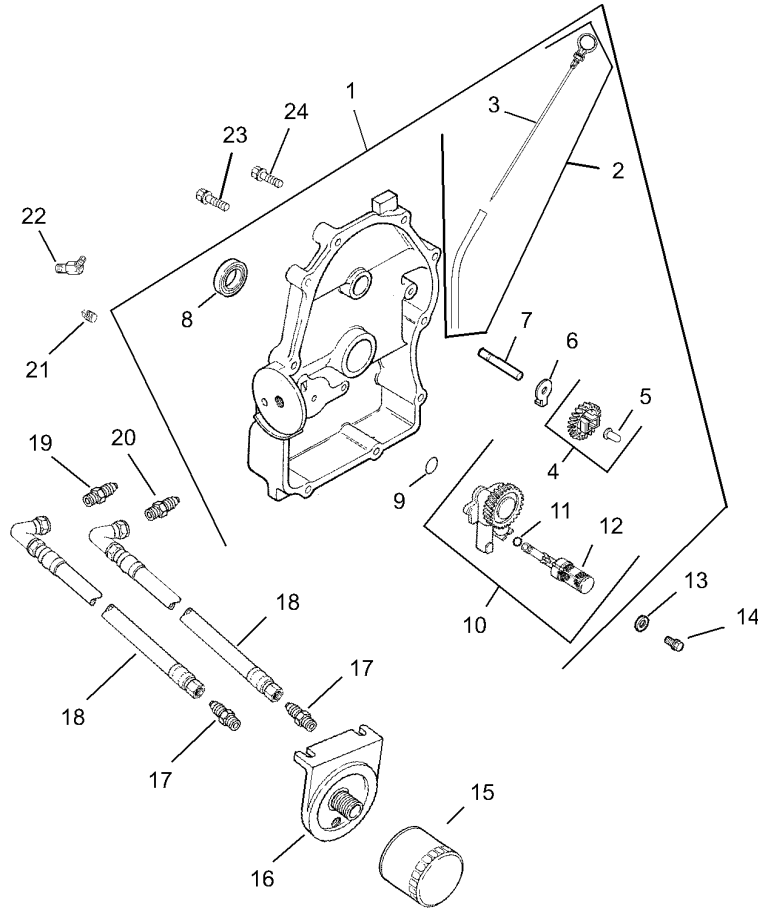
| Ref | Part No. | Qty. | Description |
|-----|--------------|------|----------------------------|
| ❶1 | 24 014 103-S | 2 | Crankshaft (Incl. Ref. #2) |
| ❶2 | 52 139 09-S | 1 | Plug-Cup |
| | | | |
| | | | |
| | | | |
| | | | |
| | | | |
| | | | |
| | | | |
| | | | |
| | | | |
| | | | |



Crankcase Assembly Kohler CH20S-64647

| Ref | Part No. | Qty. | Description |
|-----|-------------|------|---|
| ❶ | | 1 | Cylinder Block (Use Miniblock 24 782 15) |
| ❷ | 25 139 57-S | 2 | Plug-Pipe, Sq HD (3/8) |
| ❸ | 24 032 01-S | 1 | Seal-Oil |
| ❹ | 24 380 13-S | 6 | Pin-Locating |
| ❺ | 24 067 13-S | 2 | Rod-Connecting (Standard) |
| ❻ | 24 067 14-S | 2 | Rod-Connecting (.25) |
| ❼ | 24 874 17-S | 2 | Piston W/Ring Set (STD.)(Incl. Ref. #7 And 8) |
| ❽ | 24 874 14-S | 2 | Piston ASM (.08) |
| ❾ | 24 874 18-S | 2 | Piston ASM (.25) |
| ❿ | 24 874 19-S | 2 | Piston ASM (.50) |
| ⓫ | 24 018 01-S | 4 | Retainer-Pin, Piston |
| ⓬ | 24 108 11-S | 2 | Ring Set (STD And .08) |
| ⓭ | 24 108 12-S | 2 | Ring Set (.25) |
| ⓮ | 24 108 13-S | 2 | Ring Set (.50) |
| ⓯ | 12 422 09-S | 0 | Shim-Camshaft (Red .032) |
| ⓰ | 12 422 13-S | 0 | Shim-Camshaft (Black .04) |
| ⓱ | 12 422 07-S | 0 | Shim-Camshaft (White .028) |
| ⓲ | 12 422 08-S | 0 | Shim-Camshaft (Blue .03) |
| ⓳ | 12 422 10-S | 0 | Shim-Camshaft (Yellow .034) |
| ⓴ | 12 422 11-S | 0 | Shim-Camshaft (Green .036) |
| ⓵ | 12 422 12-S | 0 | Shim-Camshaft (Gray .038) |
| ⓶ | 24 012 10-S | 1 | Camshaft |

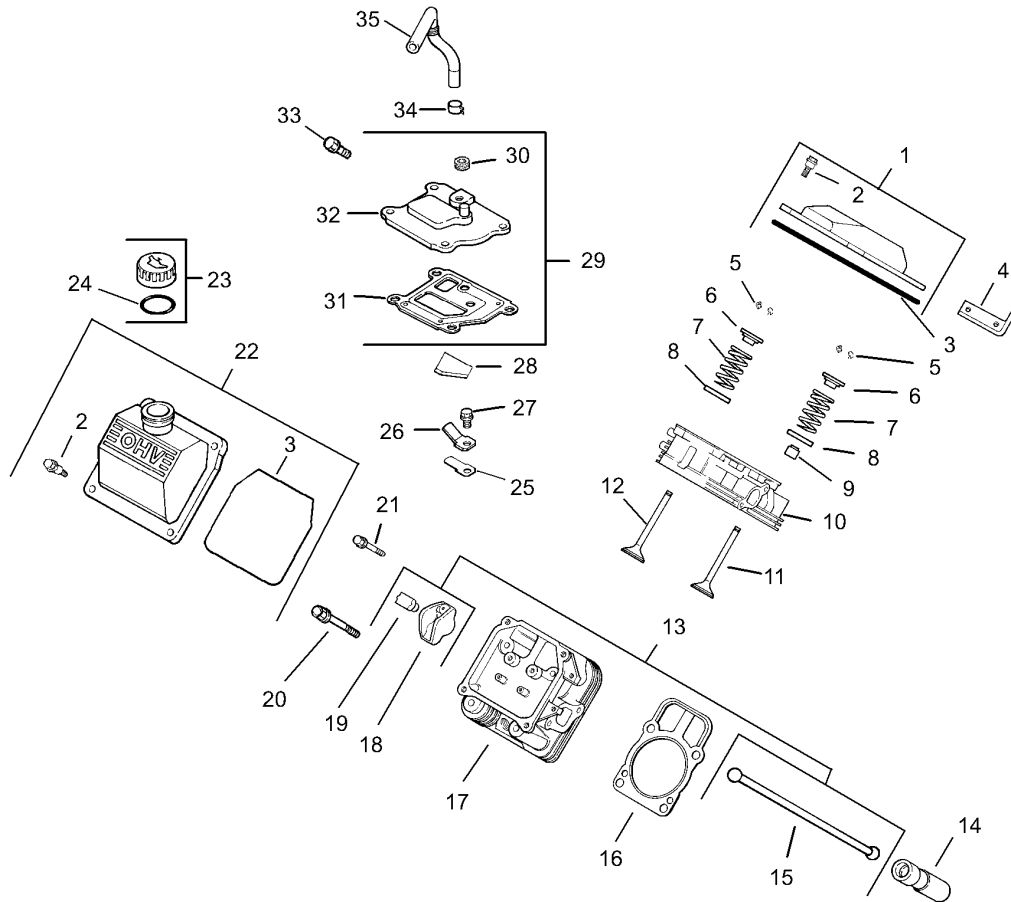
| Ref | Part No. | Qty. | Description |
|-----|-------------|------|----------------------------|
| ⓷ | 24 018 09-S | 1 | Retainer-Ring |
| ⓸ | M-931010-S | 1 | Washer-Flat (9Mm) |
| ⓹ | 28 032 09-S | 1 | Seal-Cross Shaft, Governor |
| ⓺ | 24 468 15-S | 1 | Washer-Flat (11/32) |
| ⓻ | 24 144 33-S | 1 | Shaft-Governor Cross |
| ⓼ | 52 139 09-S | 1 | Plug-Cup |



Oil Pan / Lubrication Assembly Kohler CH20S-64647

| Ref | Part No. | Qty. | Description |
|-----|--------------|------|--|
| ❶1 | 24 009 96-S | 1 | Plate, Closure ASM (Incl. Ref. #2-12,19, 20, 22) |
| ❶2 | 24 755 121-S | 3 | Kit, Dipstick W/Tube (Incl. Ref. #3) |
| ❶3 | 24 038 10-S | 1 | Dipstick |
| ❶4 | 24 043 12-S | 5 | Kit, Governor Gear (Incl. Ref. #5) |
| ❶5 | 12 380 01-S | 1 | Pin-Regulating, Governor |
| ❶6 | 52 448 02-S | 1 | Tab-Locking |
| ❶7 | 12 144 02-S | 1 | Shaft-Gear, Governor |
| ❶8 | 52 032 08-S | 1 | Seal-Oil (PTO End) |
| ❶9 | 24 153 08-S | 1 | O-Ring |
| ❶10 | 24 393 37-S | 1 | Oil Pump Assembly (Incl. Ref. #11, 12) |
| ❶11 | 24 153 01-S | 1 | O-Ring |
| ❶12 | 24 381 04-S | 1 | Pick-Up, Oil |
| ❶13 | M-631005-S | 2 | Washer-Flat (6 Mm) |
| ❶14 | M-645025-S | 2 | Screw-Flange, Thread Forming (M6X1.0X25) |
| ❶15 | 52 050 02-S | 1 | Filter-Oil |
| ❶16 | 25 029 01-S | 1 | Adapter-Oil Filter, Remote |
| ❶17 | 52 155 03-S | 2 | Connector-Hose |
| ❶18 | 24 326 46-S | 2 | Hose, Oil |
| ❶19 | 24 294 08-S | 1 | Fitting |
| ❶20 | 24 294 09-S | 1 | Fitting-Straight |
| ❶21 | 25 155 11-S | 1 | Connector 1/4-18 Npt, 1/2-20 Sae 45° Maleflare |

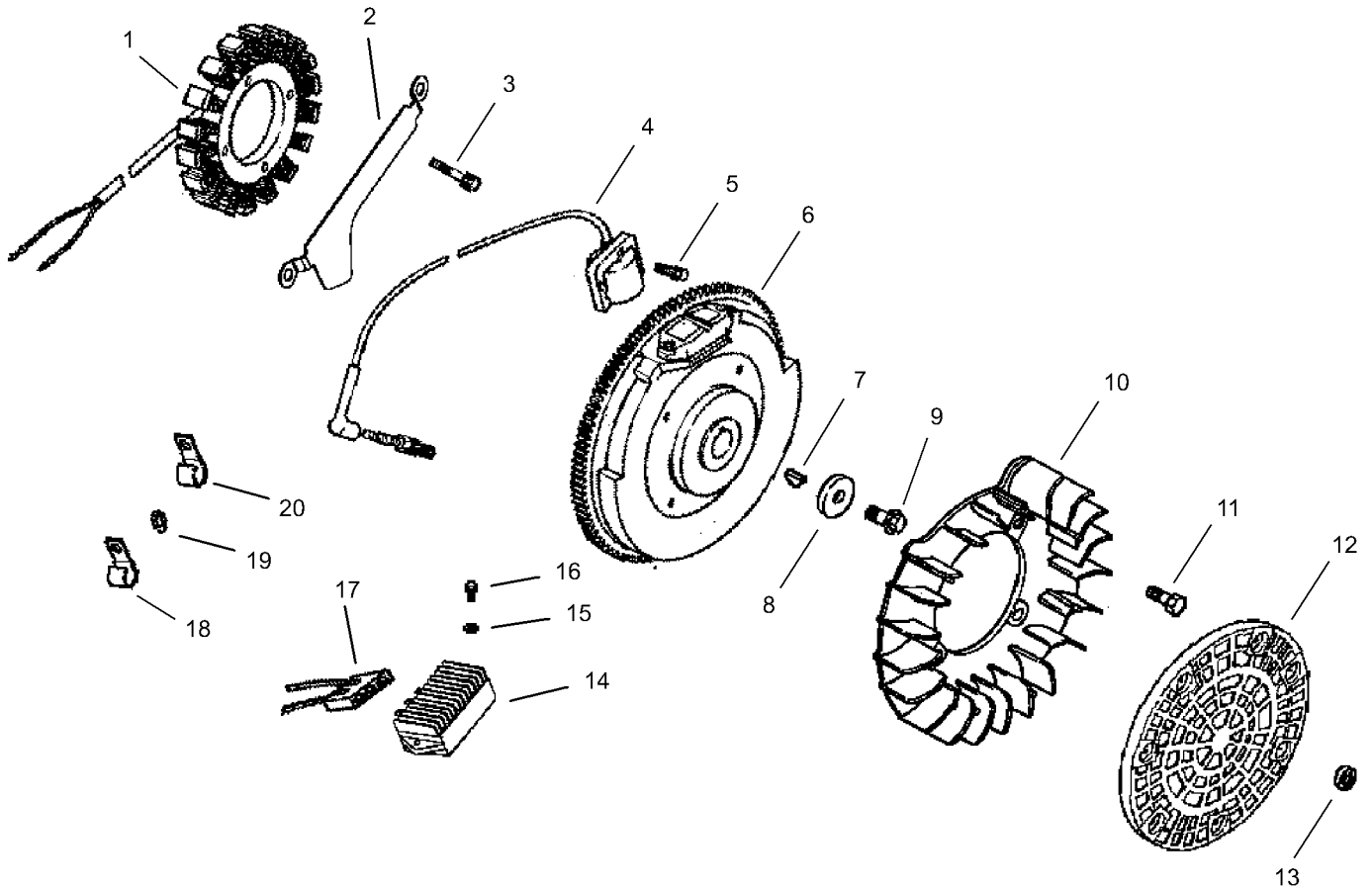
| Ref | Part No. | Qty. | Description |
|-----|-------------|------|---------------------------|
| ❶22 | 24 086 16-S | 9 | Screw-HF (M8X1.25X45) |
| ❶23 | 24 086 17-S | 1 | Screw-Flange (M8X1.25X45) |
| ❶❶ | 25 454 03-S | 2 | Tie-Wire |



Head / Valve / Breather Assembly Kohler CH20S-64647

| Ref | Part No. | Qty. | Description |
|-----|-------------|------|--|
| ❶ | 24 755 74-S | 1 | Kit, Valve Cover-Plain (Incl. Ref. #2 And 3) |
| ❷ | 24 086 32-S | 4 | Screw-Shoulder, M6X1.0X30 |
| ❸ | 24 153 23-S | 1 | O-Ring |
| ❹ | 24 445 01-S | 1 | Strap-Lifting |
| ❺ | 12 755 03-S | 4 | Retainer Kit |
| ❻ | 12 173 01-S | 4 | Cap-Spring, Valve |
| ❼ | 24 089 02-S | 4 | Spring-Valve |
| ❽ | 235011-S | 4 | Retainer-Spring |
| ❾ | 66 032 05-S | 2 | Seal-Stem, Valve |
| ❿ | 24 318 68-S | 1 | No. 1 Cylinder Head ASM |
| ⓫ | 24 017 01-S | 2 | Intake Kit (STD) |
| ⓬ | 24 017 02-S | 2 | Valve-Intake (.25) |
| ⓭ | 24 016 01-S | 2 | Valve-Exhaust (STD) |
| ⓮ | 24 016 02-S | 2 | Valve-Exhaust (.25) |
| ⓯ | 24 755 66-S | 1 | Kit, Valve Train (Incl. Ref. #15,18,19) |
| ⓰ | 25 351 01-S | 4 | Lifter-Valve |
| ⓱ | 24 411 05-S | 4 | Rod-Push |
| ⓲ | 24 041 08-S | 2 | Gasket-Cylinder Head |
| ⓳ | 24 318 71-S | 1 | No. 2 Cylinder Head ASM |
| ⓴ | 25 186 01-S | 4 | Arm-Rocker |
| ⓵ | 24 599 01-S | 4 | Pivot-Arm, Rocker |
| ⓶ | 12 086 16-S | 8 | Screw-Flange (M10X1.5X90) |

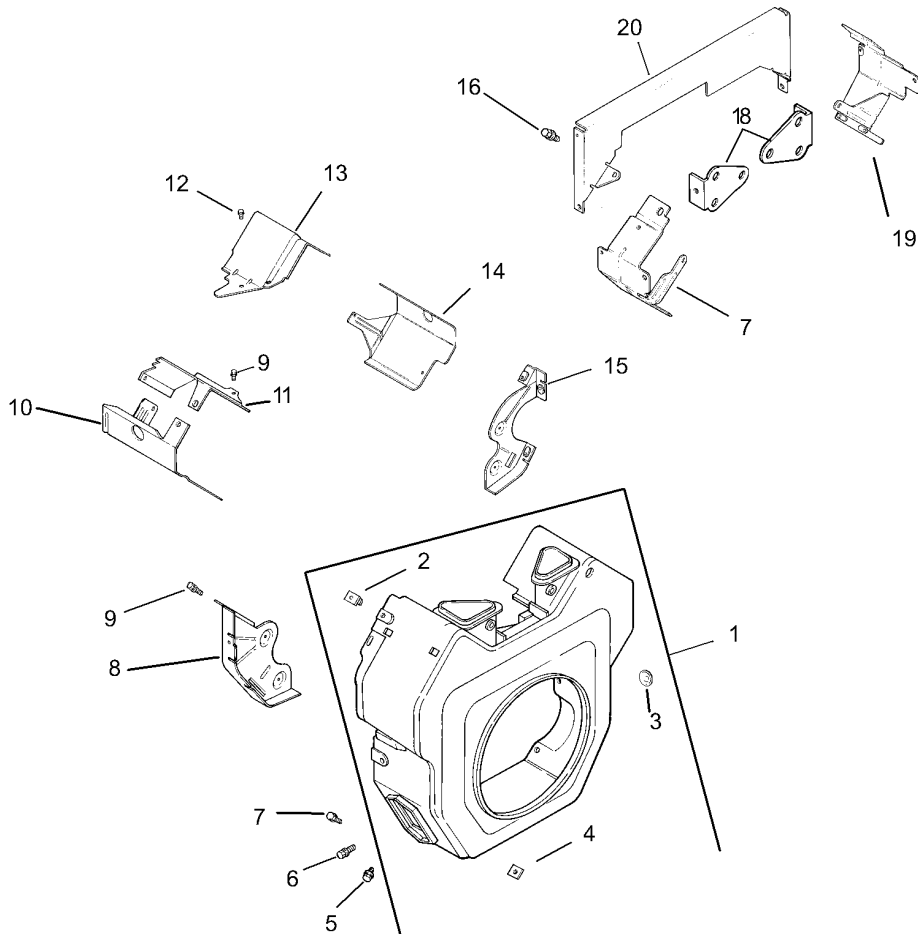
| Ref | Part No. | Qty. | Description |
|-----|-------------|------|---|
| ⓷ | M-640034-S | 4 | Screw-Flange (M6X1.0X34) |
| ⓸ | 24 559 03-S | 1 | Kit, Fuel Pump/Valve Cover (Incl. Ref. # 2 And 3) |
| ⓹ | 24 755 46-S | 1 | Kit, Oil Fill Cap (Incl. Ref. #24) |
| ⓺ | 25 153 02-S | 1 | O-Ring |
| ⓻ | 24 402 03-S | 1 | Reed-Breather |
| ⓼ | 12 018 01-S | 1 | Retainer-Reed, Breather |
| ⓽ | M-545010-S | 1 | Screw-Flange, Thread Forming (M5X.8X10) |
| ⓾ | 24 050 01-S | 1 | Filter-Breather |
| ⓿ | 24 033 01-S | 1 | Kit, Breather(Incl. Ref. #30-32) |
| Ⓚ | 25 139 60-S | 1 | Plug-Pipe, Countersunk (1/8) |
| Ⓛ | 24 041 23-S | 1 | Gasket-Breather |
| Ⓜ | 24 096 86-S | 1 | Cover-Breather |
| Ⓨ | M-645020-S | 4 | Screw-Flange, Thread Forming (M6X1.0X20) |
| Ⓩ | 25 237 14-S | 1 | Clamp-Hose, Spring (1/2) |
| Ⓚ | 24 326 26-S | 0 | Hose-Breather |



Ignition / Electrical Assembly Kohler CH20S-64647

| Ref | Part No. | Qty. | Description |
|-----|-------------|------|---|
| 1 | 28 085 02-S | 1 | Kit, Stator W/Connectors (Incl. Ref. #17) |
| 2 | 24 126 71-S | 1 | Bracket-Wire, Stator |
| 3 | M-545030-S | 2 | Screw-Cap, Hex |
| 4 | 24 584 01-S | 2 | Module-Ignition |
| 5 | M-545020-S | 4 | Screw-Flange, Thread Forming (M5X.8X20) |
| 6 | 24 025 01-S | 1 | Flywheel |
| 7 | X-42-15-S | 1 | Key (3/16 X 5/8) |
| 8 | 12 468 03-S | 1 | Washer-Flat (13/32) |
| 9 | 12 086 14-S | 1 | Screw-Flange (M10X1.5X45) |
| 10 | 24 157 01-S | 1 | Fan |
| 11 | 25 086 47-S | 4 | Bolt-Shoulder |
| 12 | 24 162 03-S | 1 | Screen-Grass |
| 13 | 24 018 03-S | 1 | Retainer |
| 14 | 25 403 05-S | 1 | Rectifier-Regulator (15 Amp) |
| 15 | X-25-92-S | 2 | Washer-Flat (.188) |
| 16 | 24 086 18-S | 2 | Screw-Phl HD (11-16X.88) |
| 17 | 236602-S | 1 | Connector (3 Contact) |
| 18 | 235173-S | 1 | Clip-Cable |
| 19 | X-25-63-S | 1 | Washer-Flat (1/4) |
| 20 | 48 154 02-S | 1 | Clip-Cable |
| 21 | 12 132 06-S | 2 | Spark Plug |
| 22 | 24 518 12-S | 1 | Lead-Black |

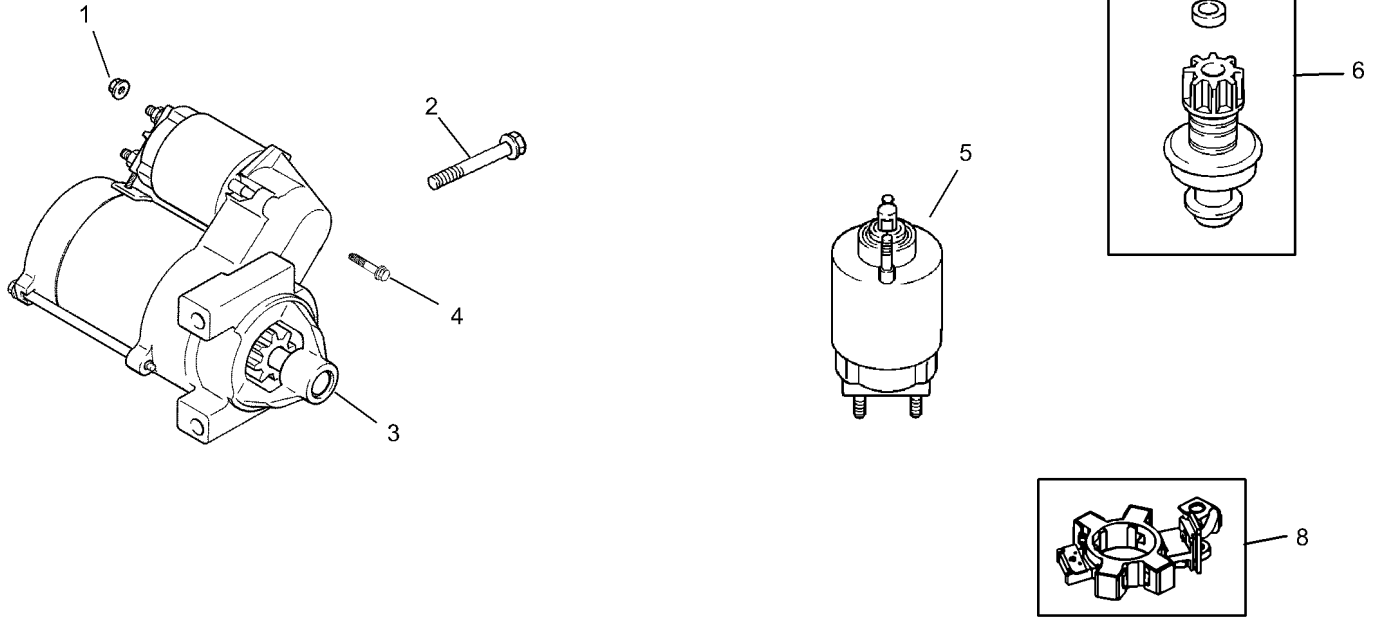
| Ref | Part No. | Qty. | Description |
|-----|-------------|------|-----------------------------------|
| 23 | 24 176 72-S | 1 | Harness-Wiring |
| 24 | X-22-11-S | 1 | Washer-Lock, Internal Tooth (1/4) |
| 25 | 25 454 03-S | 2 | Tie-Wire |



Blower Housing and Baffle Assembly Kohler CH20S-64647

| Ref | Part No. | Qty. | Description |
|-----|--------------|------|--|
| ❶ | 24 027 175-S | 1 | Housing, Blower (Incl. Ref. #2-4) |
| ❷ | 24 100 02-S | 2 | Nut-Plastic |
| ❸ | 25 139 16-S | 1 | Plug-Button (9/16) |
| ❹ | 24 100 01-S | 3 | Nut-Plastic |
| ❺ | M-551016-S | 1 | Screw-Hex Flange, Heavy (M5X0.8X16) |
| ❻ | M-545016-S | 3 | Screw-Flange, Thread Forming (M5X0.8X16) |
| ❼ | M-545020-S | 4 | Screw-Flange, Thread Forming (M5X.8X20) |
| ❽ | 24 146 16-S | 1 | Plate-Backing, No. 2 Side |
| ❾ | M-645016-S | 6 | Screw-Flange, Thread Forming (M6X1.0X16) |
| ❿ | 24 063 20-S | 1 | Baffle-Cylinder Barrel, No. 2 Side |
| ⓫ | 24 063 17-S | 1 | Baffle-Valley (No. 2 Side) |
| ⓬ | M-545010-S | 2 | Screw-Flange, Thread Forming (M5X.8X10) |
| ⓭ | 24 063 59-S | 1 | Baffle-Valley, No. 1 Side |
| ⓮ | 24 063 58-S | 1 | Baffle-Barrel, Cylinder (No. 1 Side) |
| ⓯ | 24 146 20-S | 1 | Plate-Backing (No. 1 Side) |
| ⓰ | M-639010-S | 4 | Screw-HF |
| ⓱ | 24 063 13-S | 1 | Baffle-Ducted Air, #1 Side |
| ⓲ | 24 126 04-S | 2 | Bracket-Support |
| ⓳ | 24 063 12-S | 1 | Baffle-Ducted Air, #1 Side |
| ⓴ | 24 113 12-S | 1 | Decal |

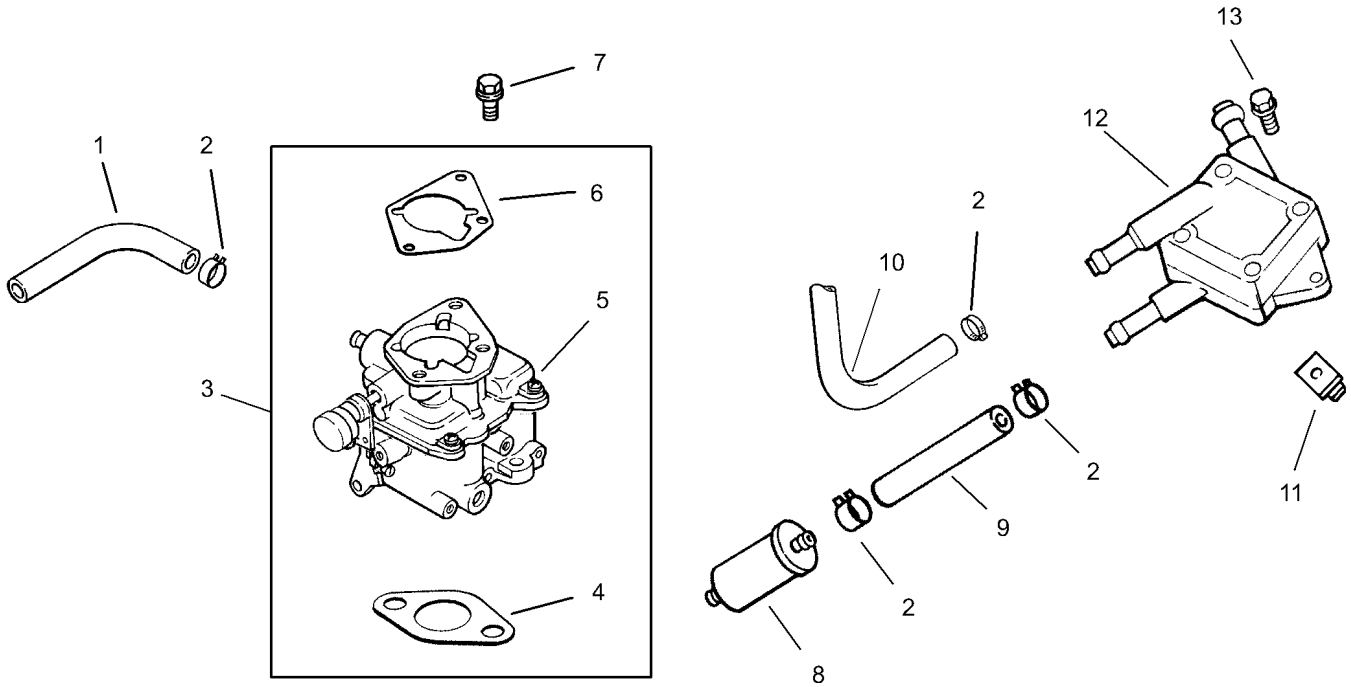
| | | | |
|--|--|--|--|
| | | | |
|--|--|--|--|



Starting System Kohler CH20S-64647

| Ref | Part No. | Qty. | Description |
|-----|--------------|------|--|
| ❶ | M-841080-S | 1 | Nut-Flange (M8X1.25) |
| ❷ | M-839080-S | 2 | Screw-Flg (M8X1.25X80) |
| ❸ | 24 098 09-S | 1 | Starter, Solenoid Shift ASM (Incl. Ref. #4-18) |
| ❹ | 25 086 113-S | 3 | Screw-Torx Head, External |
| ❺ | 25 435 05-S | 4 | Kit, Solenoid (Incl. Ref. #4) |
| ❻ | 25 755 33-S | 7 | Kit, Pinion Drive (Incl. Ref. #7) |
| ❼ | 25 141 05-S | 1 | Starter Pinion Kit |
| ❽ | 25 221 01-S | 1 | Brush Holder Kit |

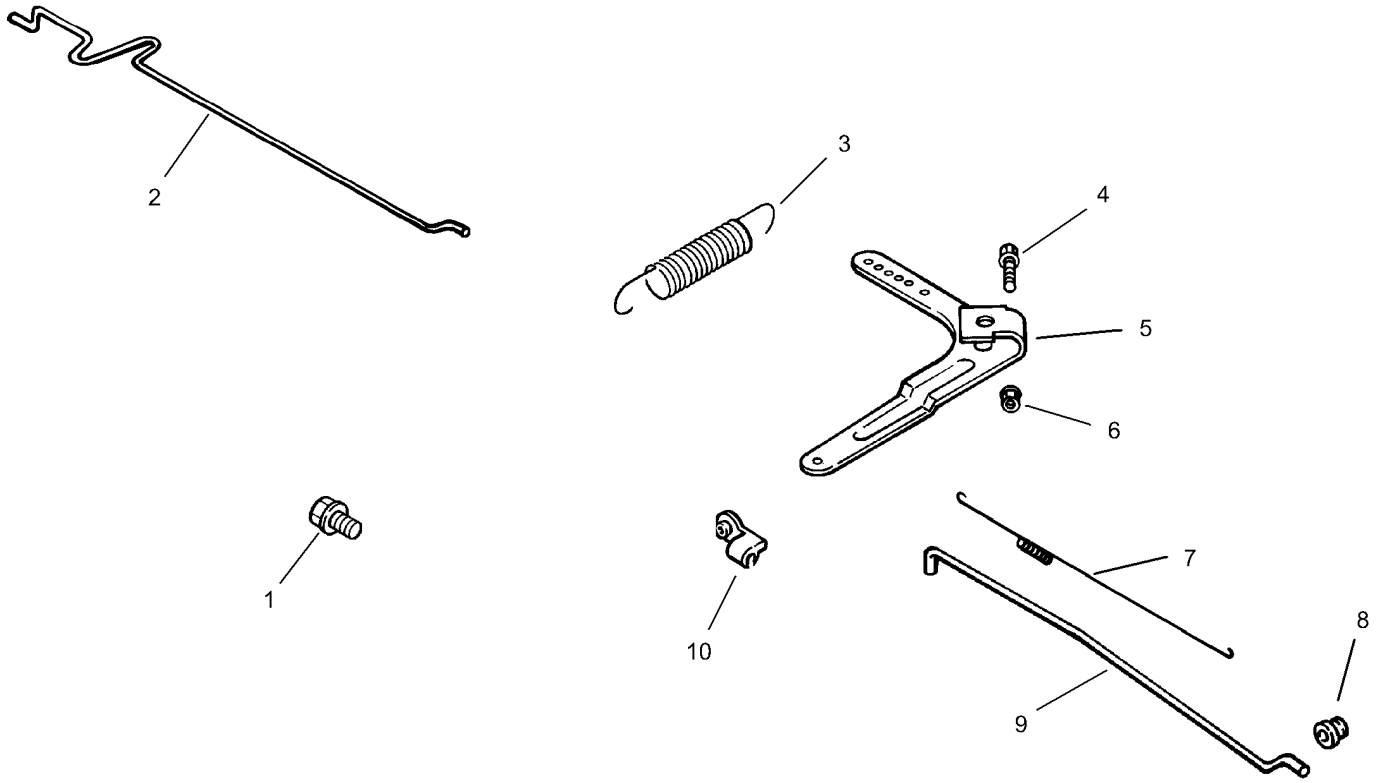
| | | | |
|--|--|--|--|
| | | | |
|--|--|--|--|



Fuel System Assembly Kohler CH20S-64647

| Ref | Part No. | Qty. | Description |
|-----|--------------|------|---|
| ❶ | 25 353 32-S | 1 | Line-Fuel |
| ❷ | 25 237 14-S | 6 | Clamp-Hose, Spring (1/2) |
| ❸ | 24 853 33-S | 1 | Kit, Carburetor W/Gasket (Incl. Ref. #4-6) |
| ❹ | 24 041 06-S | 1 | Gasket-Base, Air Cleaner |
| ❺ | | 1 | Carburetor Assembly (Incl. Ref. #24 75701-S, 24 757 02-S, 24 757 03-S, 24 757 07-S, 24 757 08-S & 24 757 09-S)2405333 (For Information Only Not Available Separately) |
| ❻ | 24 041 17-S | 1 | Gasket-Carburetor |
| ❼ | M-651030-S | 2 | Screw-Flange (M6X1.0X30) |
| ❽ | 24 050 02-S | 1 | Filter-Fuel |
| ❾ | 25 353 15-S | 1 | Line-Fuel, 3-1/2" |
| ❿ | 24 353 02-S | 1 | Line-Fuel (15.5) |
| ⓫ | 24 100 01-S | 2 | Nut-Plastic |
| ⓬ | 24 393 16-S | 1 | Pump-Fuel |
| ⓭ | 24 086 12-S | 2 | Screw-TAP (M6X1.7X18) |
| Ⓧ | 24 755 125-S | 1 | High Altitude Kit |
| Ⓨ | 24 757 01-S | 1 | Repair Solenoid Kit |
| Ⓩ | 24 757 02-S | 1 | Repair Float Kit |
| Ⓩ | 24 757 03-S | 1 | Repair Carburetor Kit |
| Ⓩ | 24 757 07-S | 1 | Repair Choke Kit |
| Ⓩ | 24 757 08-S | 1 | Repair Acc Pump Kit |

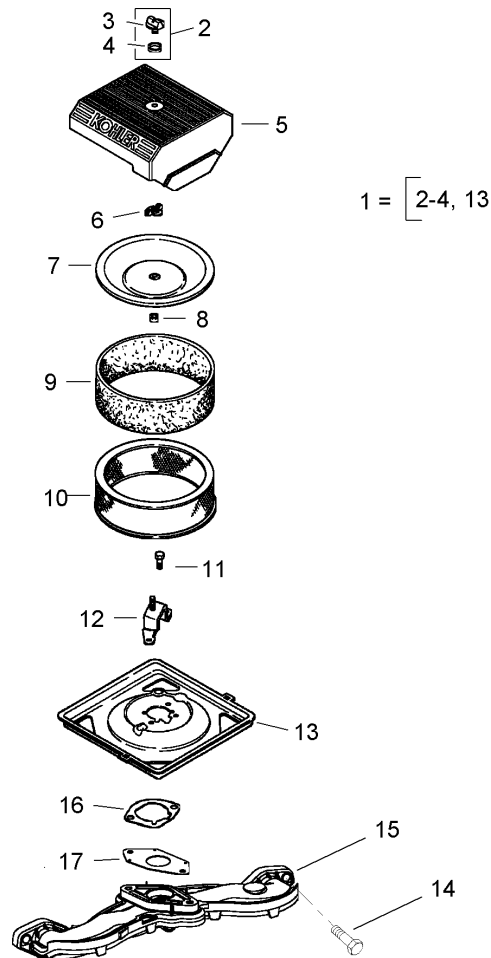
| Ref | Part No. | Qty. | Description |
|-----|-------------|------|--------------------------|
| Ⓩ | 24 757 09-S | 1 | Repair Kit-Acc Pump Seal |



Engine Control Kohler CH20S-64647

| Ref | Part No. | Qty. | Description |
|-----|-------------|------|---|
| ●1 | M-645016-S | 4 | Screw-Flange, Thread Forming (M6X1.0X16) |
| ●2 | 24 079 21-S | 1 | Linkage-Choke |
| ●3 | 24 089 15-S | 1 | Spring-Governor |
| ●4 | 24 211 03-S | 1 | Bolt-Sq Neck, Rd HD (M6X1.0X25) |
| ●5 | 24 090 33-S | 1 | Lever-Governor |
| ●6 | M-641060-S | 1 | Nut-Flange (M6X1.0) |
| ●7 | 24 089 01-S | 1 | Spring-Linkage |
| ●8 | 25 158 08-S | 1 | Bushing-Retaining, Linkage |
| ●9 | 24 079 01-S | 1 | Linkage-Throttle |
| ●10 | 25 158 11-S | 1 | Bushing-Linkage, Throttle |
| ●1● | 25 454 03-S | 1 | Tie-Wire |

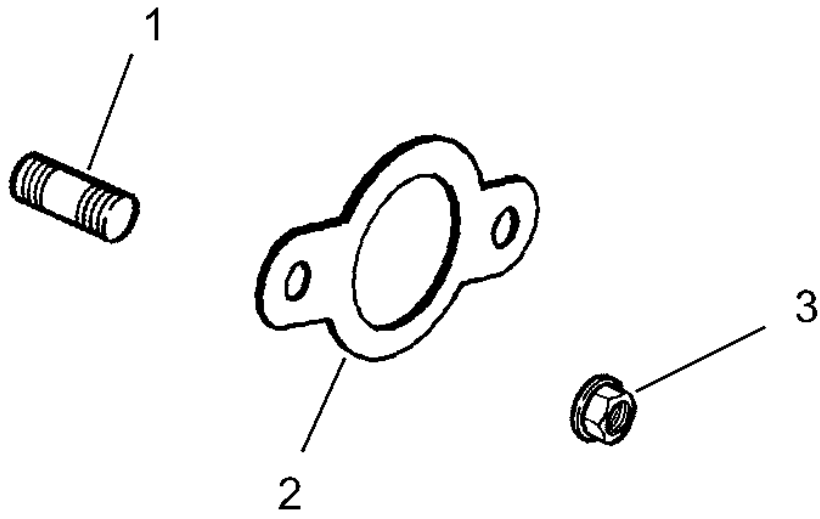
| | | | |
|--|--|--|--|
| | | | |
|--|--|--|--|



Air Intake / Filtration Assembly Kohler CH20S-64647

| Ref | Part No. | Qty. | Description |
|-----|-------------|------|--|
| 1 | 24 743 05-S | 1 | Kit, Air Cleaner Cover (Incl. Ref. #2-5, 12) |
| 2 | 54 755 01-S | 1 | Kit, Knob With Seal (Incl. Ref. #3, 4) |
| 3 | 25 341 03-S | 1 | Knob-Cover |
| 4 | 24 153 20-S | 1 | O-Ring |
| 5 | 24 096 67-S | 1 | Cover-Cleaner, Air |
| 6 | 12 100 01-S | 1 | Nut-Wing |
| 7 | 24 096 01-S | 1 | Cover-Inner, Air Cleaner |
| 8 | 24 032 03-S | 1 | Seal-Inner Air Cleaner |
| 9 | 24 083 02-S | 1 | Element, Precleaner |
| 10 | 47 083 03-S | 1 | Element, Air Cleaner |
| 11 | M-639016-S | 3 | Screw-HF (M6X1.0X16) |
| 12 | 24 126 21-S | 1 | Bracket-Base, Air Cleaner |
| 13 | 24 094 24-S | 1 | Base, Air Cleaner |
| 14 | 25 086 84-S | 4 | Screw-HF (M6X1.0X55) |
| 15 | 24 164 14-S | 1 | Manifold-Intake |
| 16 | 24 041 01-S | 2 | Gasket-Manifold, Intake |
| 17 | 24 041 06-S | 1 | Gasket-Base, Air Cleaner |

| | | | |
|--|--|--|--|
| | | | |
|--|--|--|--|



Exhaust Assembly Kohler CH20S-64647

| Ref | Part No. | Qty. | Description |
|-----|--------------|------|----------------------|
| ① | 25 072 04-S | 4 | Stud (M8X1.25X33) |
| ② | 24 041 49-S | 2 | Gasket-Exhaust |
| ③ | M-841080-S | 4 | Nut-Flange (M8X1.25) |
| ①② | 24522295 | 1 | Short Block ASM |
| ①② | 2478215 | 1 | Miniblock |
| ①② | 24 755 107-S | 1 | Gasket Set |

Attachments and Accessories

For 41179 - Multi-Pro 1250 Turf Sprayer

| Product Name | Model/Part |
|---|------------|
| Rinse Kit | 106-4842 |
| Sprayer Valves O-Ring Kit | 106-4846 |
| Turret Seal Repair Kit | 108-3263 |
| Single Nozzle Kit | 41024 |
| Electric Hose Reel Kit | 41135 |
| Pro Foam Concentrate (4 X 1 Gallon) | 41157 |
| Foam Marker Kit | 41228 |
| Enclosed Boom | 41355 |
| Enclosed Walking Boom Trailer | 41359 |
| Mounting Kit for Enclosed Boom | 41360 |
| Roll-Over Protection System | 41361 |
| Pro-Foam | 41607 |

NOTES

NOTES

