



Multi-Pro[®] 1250 Turf Sprayer

Model No. 41177 - 280000238 and up.

Parts Catalog

Ordering Replacement Parts

To order replacement parts, please supply the part number, the quantity, and the description of each part desired.

Understanding Reference Numbers

Each identified part in an illustration has a reference number. The reference number for a part also appears in the parts list, along with other information about the part.

This catalog uses two special reference number formats, one to indicate parts in a service assembly and another to indicate the quantity of a given part in an illustration.

Service Assembly Reference Numbers

Parts in service assemblies have reference numbers in the form a:b. The a represents the reference number of the entire service assembly and the b represents a sequential number unique to each part within the service assembly.

For example, a wheel assembly might be identified by reference number 6, the tire by 6:1, the valve by 6:2, and the wheel by 6:3. When you order the assembly identified by reference number 6, you receive all parts identified by reference numbers 6:1, 6:2, and 6:3. However, you may also order any part individually. Reference numbers of this type appear in illustrations and in part lists.

Reference Numbers Indicating Quantity

In an illustration, if a reference number indicates more than one part, the reference number has the form nX y. The n represents the quantity of the part, the X is the multiplication symbol, and the y represents the reference number.

For example, in an illustration, the reference number 2X 37 means that two of the parts identified by reference number 37 are indicated.

Contents

Description	Page	Description	Page
Front Suspension Assembly 4	Hydraulic Brake Line Assembly 39
Hydraulic Cylinder Assembly No. 100-8278 5	Tank and Saddle Assembly 40
Engine Cover Assembly 6	Throttle Linkage Assembly 41
Seat Support Assembly 8	Exhaust Assembly 42
Brake and Accelerator Pedal Assembly 9	Electrical Panel Assembly 43
Master Cylinder Assembly No. 94-3800 10	Hydraulic Hose Routing Assembly 44
Rear Fender and Battery Mount Assembly 11	Steering Control Assembly No. 114-5076 45
Fresh Water Tank Assembly 12	Sprayer Component Assembly No. 1 46
Main Tank Assembly 13	Pressure Damper Assembly No. 100-6662 47
Lid Assembly 14	Sprayer Component Assembly No. 2 48
Shifter Assembly 15	Top Mounted Suction Assembly 49
Parking Brake and Console Assembly 16	Sprayer Component Assembly No. 3 50
Front Wheel Assembly 18	Safety Valve Assembly No. 100-6820 51
Front Brake Assembly No. 100-8285 19	Hose Assemblies No. 1 52
Transaxle Installation Assembly 20	Hose Assemblies No. 2 53
Case Assembly Transaxle Assembly No. 104-9078 21	Boom Mount Assembly 55
Gear Shaft Assembly Transaxle Assembly No. 104-9078 22	Center Boom Assembly 56
Countershaft Assembly Transaxle Assembly No. 104-9078 23	Left and Right Hand Boom Assembly 57
Shift Fork Assembly Transaxle Assembly No. 104-9078 24	Right Hand Boom Mount Assembly 58
Differential Gear Assembly Transaxle Assembly No. 104-9078 25	Left Hand Boom Mount Assembly 59
Drive Shaft Assembly No. 100-8293 26	EVC Control Valve Assembly 60
Rear Wheel and Brake Assembly 27	Crankshaft Assembly Kohler CH20S-64647 62
LH Rear Brake Assembly No. 112-7961 28	Crankcase Assembly Kohler CH20S-64647 63
RH Rear Brake Assembly No. 112-7962 29	Oil Pan / Lubrication Assembly Kohler CH20S-64647 64
Driveshaft Assembly No. 98-2918 30	Head / Valve / Breather Assembly Kohler CH20S-64647 65
Engine and Gearbox Assembly 31	Ignition / Electrical Assembly Kohler CH20S-64647 66
Pump Drive Gearbox Assembly No. 108-3352 33	Blower Housing and Baffle Assembly Kohler CH20S-64647 67
Drive Pulley Assembly No. 100-8289 34	Starting System Kohler CH20S-64647 68
Steering Pump Assembly No. 100-8302 35	Fuel System Assembly Kohler CH20S-64647 69
Driver Clutch Assembly No. 100-8288 36	Engine Control Kohler CH20S-64647 70
Pump Assembly 37	Air Intake / Filtration Assembly Kohler CH20S-64647 71
Pump Assembly No. 106-5121 38	Exhaust Assembly Kohler CH20S-64647 72
		Attachments and Accessories List 73

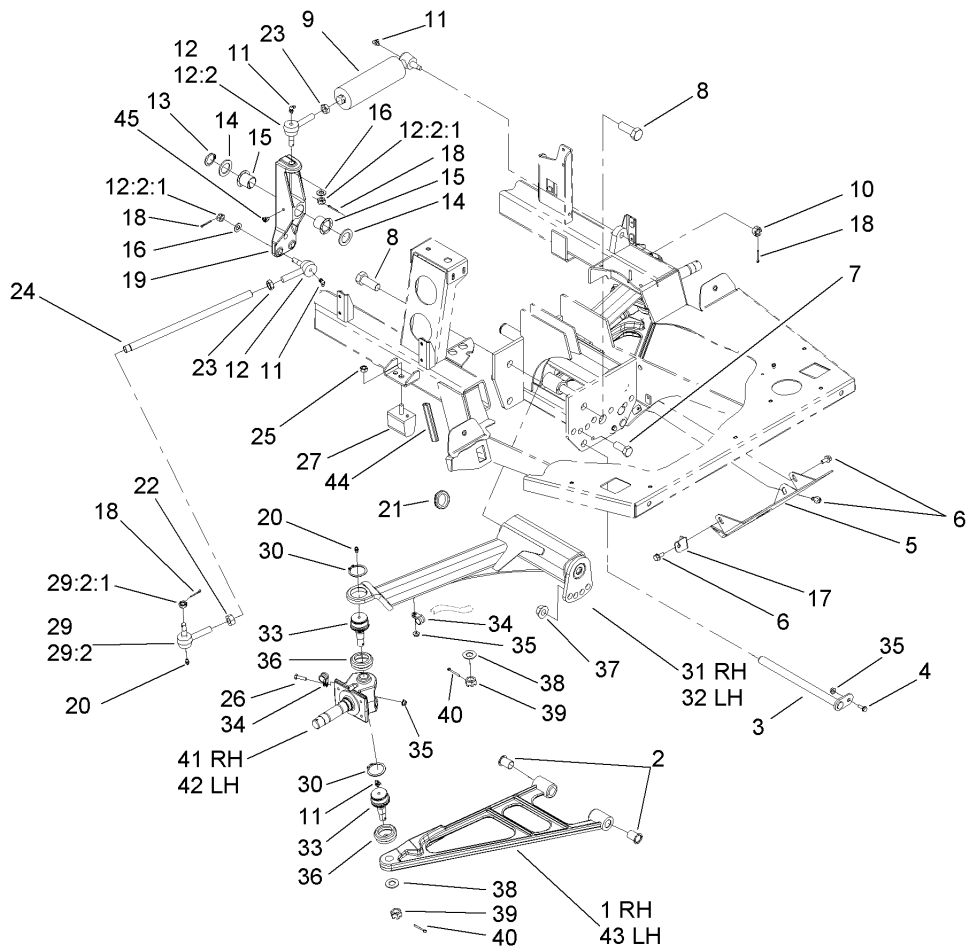
Part Description Abbreviations

Part descriptions in this catalog may include the following abbreviations.

AR.	as required	HYD.	hydraulic
ASM.	assembly	LH.	left hand
BBC.	blade brake clutch	NI.	nylon insert
CARR.	carriage	NPTF.	national pipe thread fine
DEG.	degrees	PFH.	phillips flat head
EXT.	external	PPH.	phillips pan head
FH.	flat head	PPHTF.	phillips pan head thread forming
GA.	gauge	PRH.	phillips round head
HD.	heavy-duty	PTH.	phillips truss head
HF.	hex flange	PTO.	power-take-off
HH.	hex head	RH.	right hand
HHF.	hex head flange	ROPS.	roll-over protection system
HHFTF.	hex head flange thread forming	SFH.	slotted fillister head
HJ.	hex jam	SHH.	slotted hex head
HLH.	hex lag head	SHWH.	slotted hex washer head
HOC.	height-of-cut	SPH.	slotted pan head
HSBH.	hex socket button head	SQH.	square head
HSFH.	hex socket flat head	SRH.	slotted round head
HSH.	hex socket head	STD.	standard
HWH.	hex washer head	TAP.	self tapping
HWHTF.	hex washer head thread forming	TTH.	torx truss head

Footnotes

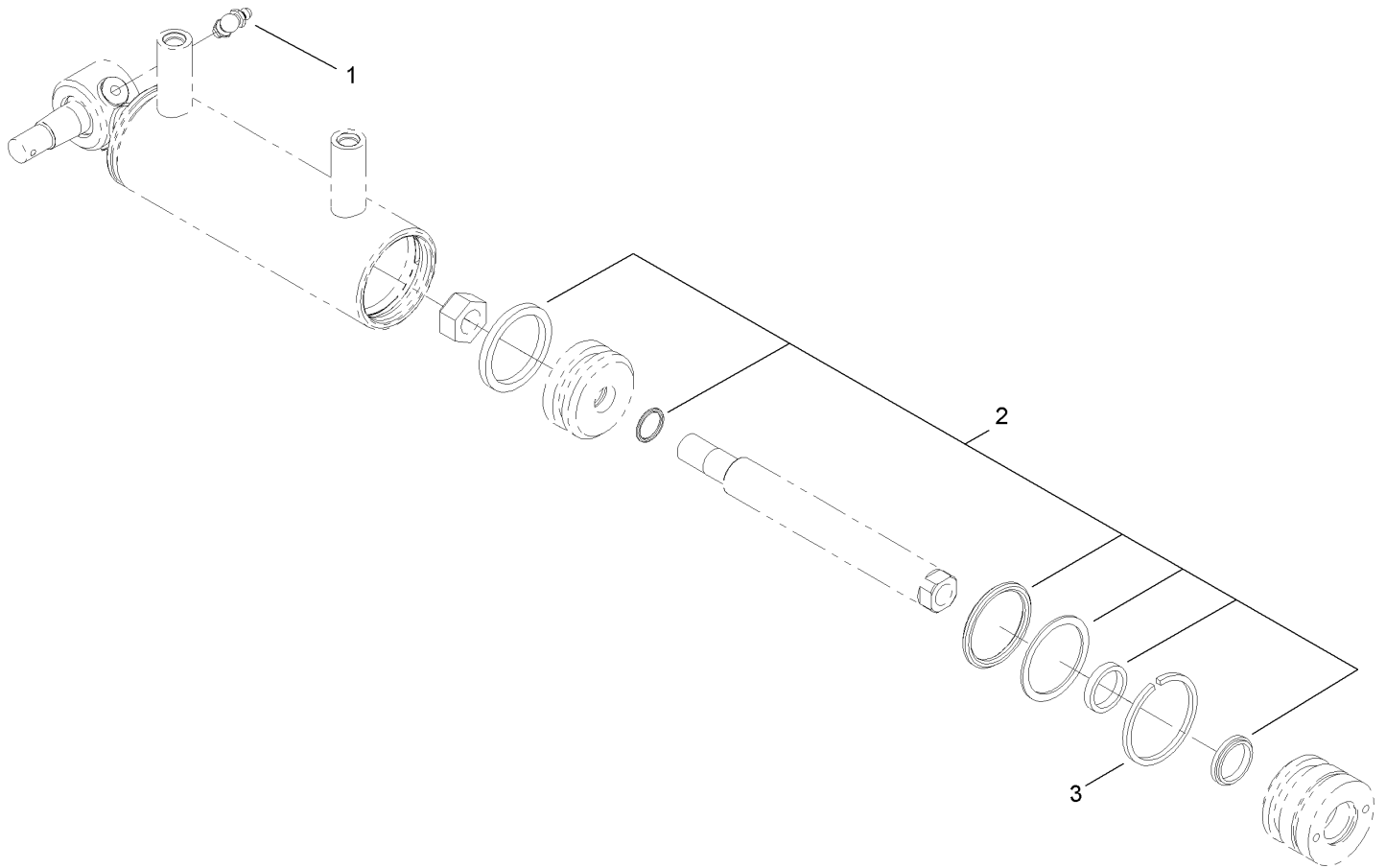
- ❶ Not illustrated
- ❷ Not serviced separately
- ❸ Obtain Parts From Kohler



Front Suspension Assembly

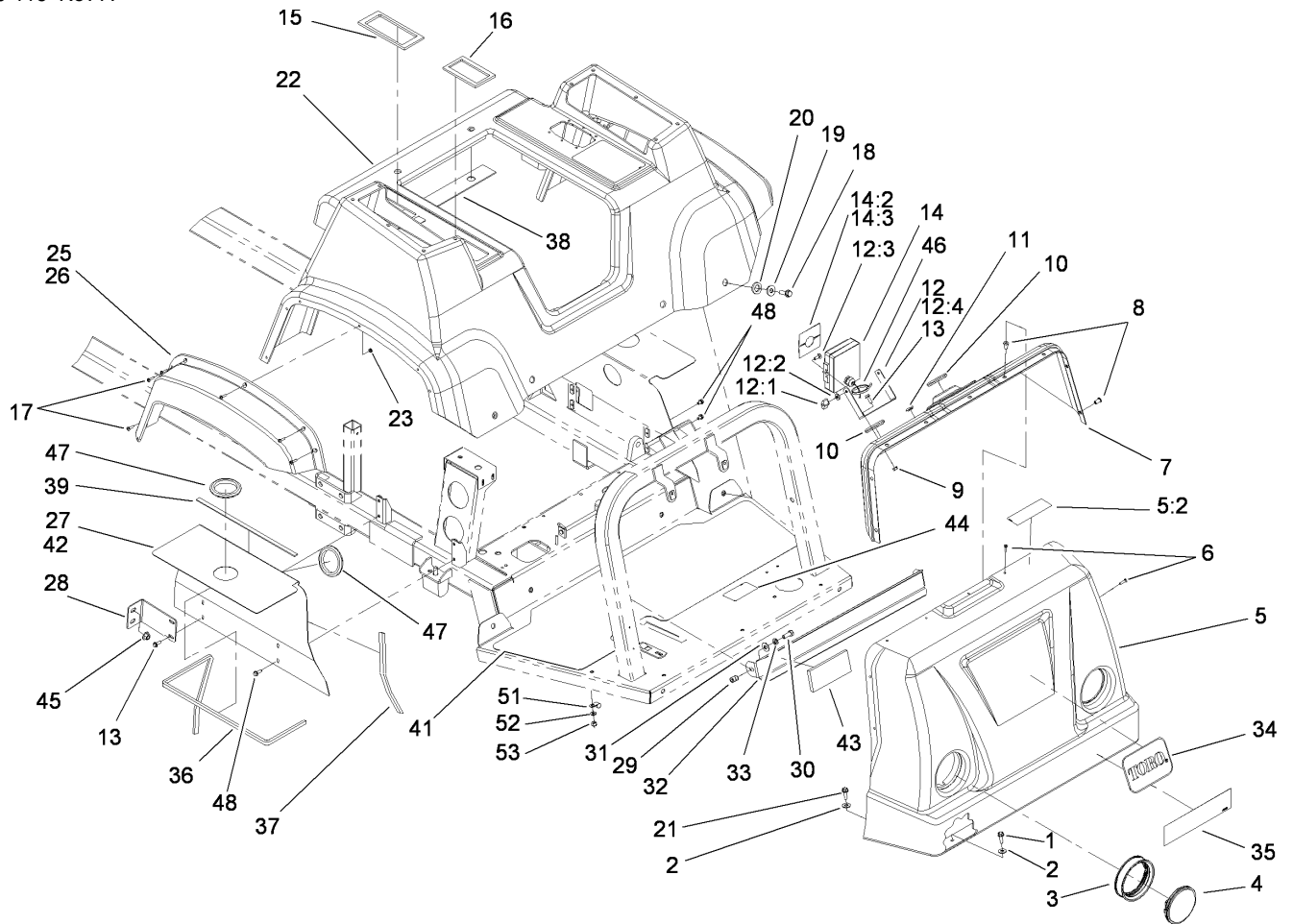
Ref	Part No.	Qty.	Description
1	108-3317-03	1	A-Arm, RH
2	100-8541	4	Bushing-A Arm
3	100-8544	2	Pivot Pin ASM
4	3234-4	2	Screw-HHF
5	108-3671-03	1	Plate-Skid
6	3234-5	4	Screw-HHF
7	327-4	2	Screw-HH
8	328-24	4	Screw-HH
9	100-8278	1	Cylinder-Steering
10	32136-13	1	Nut-SHH
11	302-60	6	Fitting-Grease, 90 DEG
12	112772-03	3	RH Ball Joint ASM
12:2		1	Joint-Ball, RH
12:2:1	915031	1	Nut
13	100-6785	1	Ring-Retaining
14	3-6781	2	Washer-Thrust
15	256-318	2	Bearing-Nyliner
16	3256-25	3	Washer-Flat
17	108-3556	1	Bracket-Cable
18	3272-11	6	Pin-Cotter
19	108-3670	1	Pivot-Steering
20	302-5	4	Fitting-Grease
21	240-3	1	Grommet-Rubber
22	3218-21	2	Nut-Jam

Ref	Part No.	Qty.	Description
23	3220-11	3	Nut-Jam
24	100-8534	2	Tie Rod-Steering
25	48-9520	2	Nut
26	321-6	2	Screw-HH
27	87-3470	2	Bumper-Axle, Rear
29	112771-03	2	LH Ball Joint ASM
29:2		1	Joint-Ball, LH
29:2:1	915031	1	Nut
30	32151-104	4	Ring-Retaining, External
31	100-8414	1	RH Axle ASM
32	100-8413	1	LH Axle ASM
33	87-1430	4	Joint-Ball
34	2412-134	4	R-Clamp
35	32128-33	6	Nut-HF
36	87-2420	4	Seal-Joint, Ball
37	32128-50	2	Nut-Flange
38	3256-27	4	Washer-Flat
39	32136-2	4	Nut-SHH
40	3272-17	4	Pin-Cotter
41	108-3353	1	Spindle-RH
42	108-3354	1	Spindle-LH
43	108-3318-03	1	A-Arm, LH
44	108-3653	1	Trim-Edge
45	302-11	1	Fitting-Lube, 45 DEG



Hydraulic Cylinder Assembly No. 100-8278

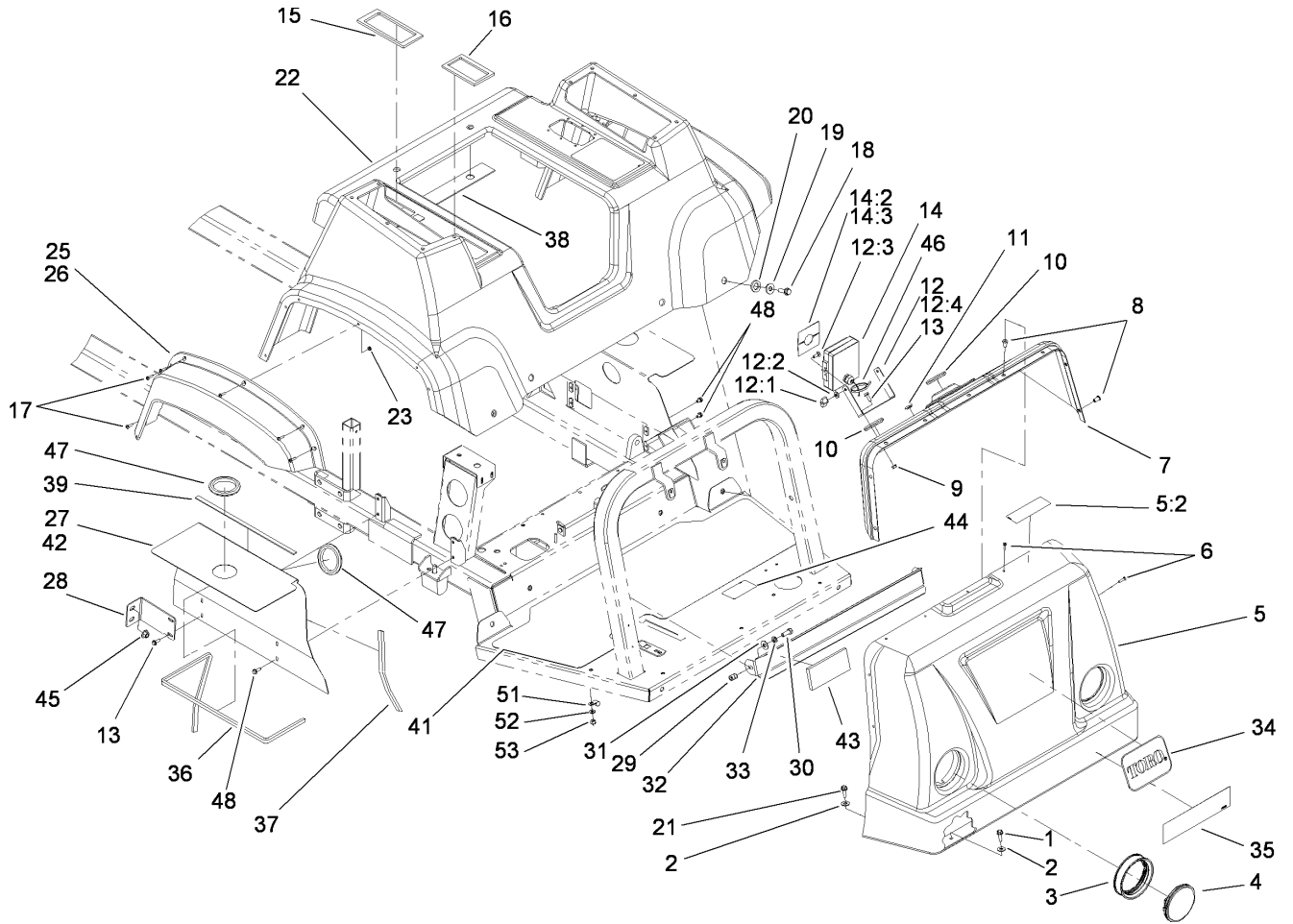
Ref	Part No.	Qty.	Description
1	302-60	1	Fitting-Grease, 90 DEG
2	107-1552	1	Seal Kit
3	94-3612	1	Ring-Retaining



Engine Cover Assembly

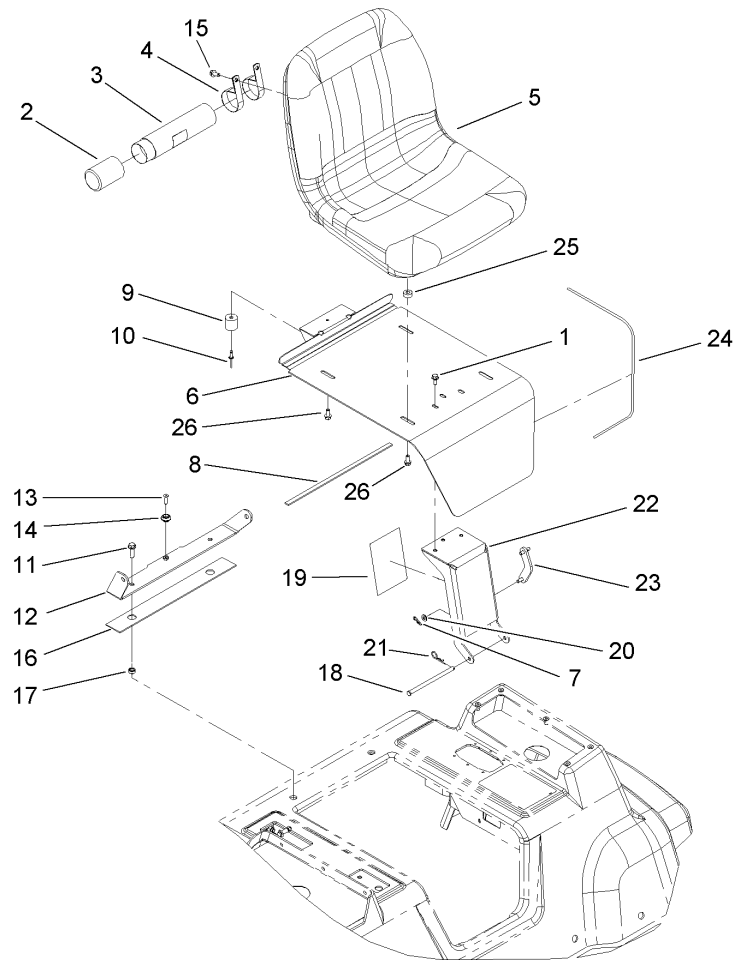
Ref	Part No.	Qty.	Description
1	3234-17	4	Screw-HHF
2	3256-3	5	Washer-Flat
3	99-7311	2	Mount-Headlight
4	99-7310	2	Headlight
5	110-5225	1	Hood ASM
5:2	110-5240	1	Decal-Caution, Rider
6	3250-25	13	Screw-PPH
7	100-6777	1	Dash Panel ASM
8	100-8450	19	Nut-Well
9	32128-33	2	Nut-HF
10	40764	2	Grommet
11	94-7290	1	Plug-Hole
12	100-6735	1	Monitor Mounting Bracket Kit
12:1	99-0667	2	Knob
12:2	99-0730	2	Washer-Rubber
12:3	3229-1	2	Screw-CARR
12:4	99-0576	1	Bracket
13	3234-4	6	Screw-HHF
14	108-3312	1	Monitor-Spray
14:2	108-3307	1	Decal-Monitor
14:3	108-3309	1	Decal-Monitor, Ce
15	100-8436	1	Seal-Foam
16	100-8437	1	Seal-Foam
17	32105-13	12	Screw-HWH

Ref	Part No.	Qty.	Description
18	3234-24	6	Screw-HHF
19	107-8634	6	Seatbase-Spacer
20	100-8468	6	Washer-Rubber
21	3234-36	1	Screw-HHF
22	100-6776	1	Seat Base ASM
23	3290-148	12	Nut-HF
25	94-7074	1	Flare-Fender, RH
26	94-7075	1	Flare-Fender, LH
27	100-8443-03	1	Panel-Shield, RH
28	100-8623	2	Bracket-Engine Cover Support, Rear
29	32148-9	2	Insert-Nut
30	323-6	2	Screw-HH
31	3256-4	2	Washer-Flat
32	100-6731-03	1	Shield-Headlight
33	3253-21	2	Washer-Lock
34	62-5550	1	Decal
35	106-5128	1	Decal
36	100-8423	2	Trim-Shield, Top
37	100-8444	2	Trim-Shield, Front And Rear
38	100-8463	1	Seal-Foam
39	100-8499	2	Seal-Foam
41	100-8622	1	Tread-Floor
42	100-8448-03	1	Panel-Shield, LH



Engine Cover Assembly (continued)

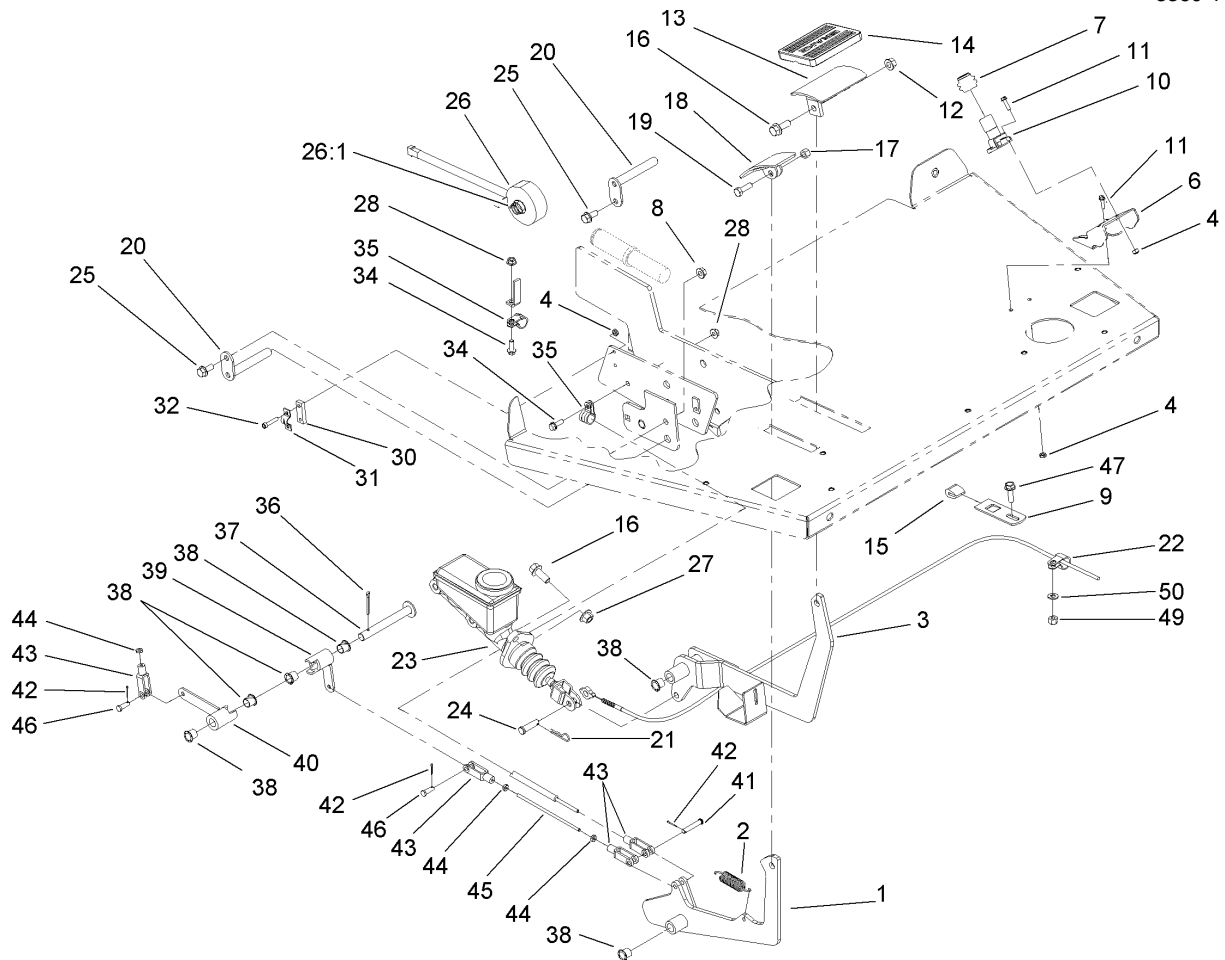
Ref	Part No.	Qty.	Description
43	106-4872	2	Pad-Foam, Headlight
44	100-8619	1	Decal-Switch, Boom
45	32128-43	2	Nut-Flange
46	3290-379	4	Tie-Cable
47	237-164	4	Grommet
48	3234-26	4	Screw
51	98-2390	1	Clamp-R
52	3296-29	1	Nut-Lock, NI
53	3256-74	1	Washer-Flat



Seat Support Assembly

Ref	Part No.	Qty.	Description
1	3234-5	3	Screw-HHF
2	104-7048	1	Cap-Housing
3	104-7050	1	Housing-Manual
4	2412-133	2	R-Clamp
5	112-2923	1	Seat ASM
6	108-3687-03	1	Bracket-Seat
7	3290-307	1	Pin-Hair
8	100-8499	1	Seal-Foam
9	99-7830	1	Rubber Receptical ASM
10	3290-412	1	Rivet
11	3234-24	2	Screw-HHF
12	107-8614-03	1	Bracket-Seatbelt
13	32108-5	1	Screw-FH
14	99-7833	1	Post-Holding
15	33104-016	2	Screw-HHF
16	100-8463	1	Seal-Foam
17	100-8464	2	Spacer
18	100-8501	1	Pin-Clevis
19	108-3699	1	Decal-Fuse, Block
20	3256-23	1	Washer-Flat
21	9335054	1	Pin-Hair
22	106-4958-03	1	Bracket-Hinge
23	106-5171	1	Prop-Seat
24	100-8500	1	Trim-Seat

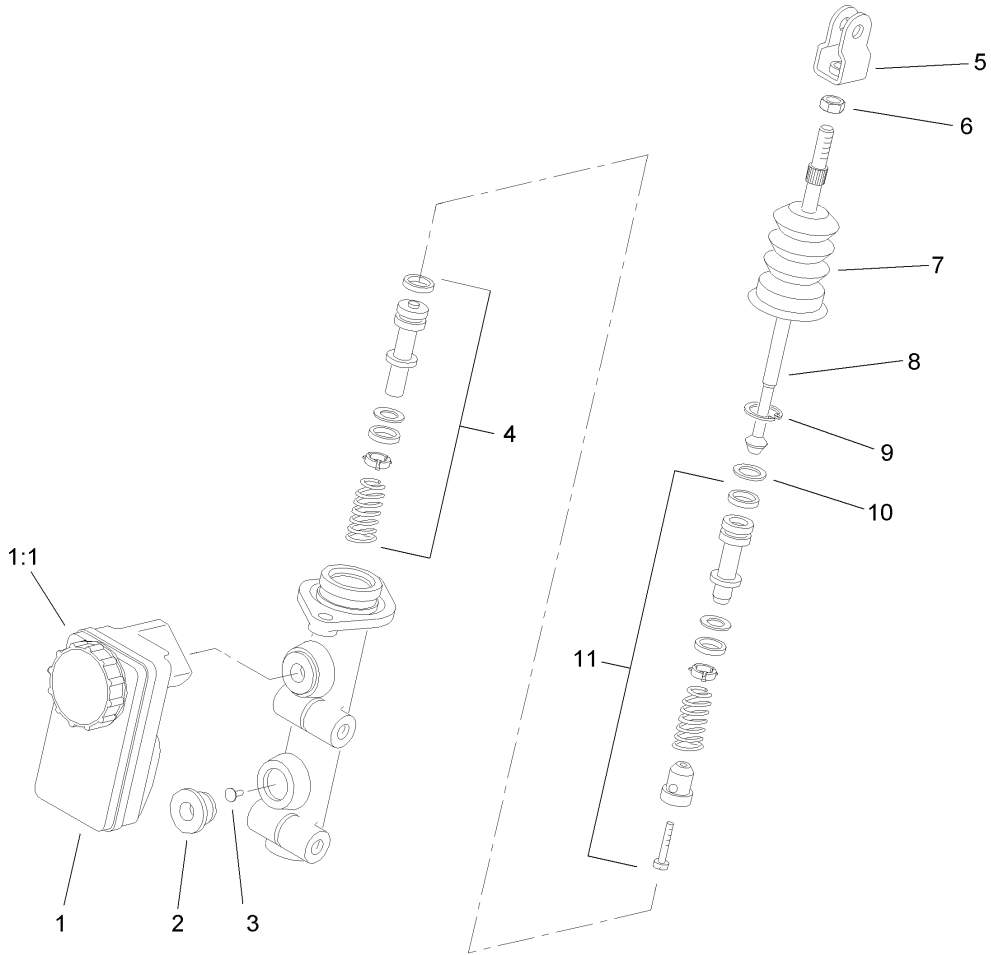
Ref	Part No.	Qty.	Description
25	104-8426	4	Spacer
26	33104-025	4	Screw-HHF



Brake and Accelerator Pedal Assembly

Ref	Part No.	Qty.	Description
1	100-8367-03	1	Accelerator-Lever
2	67-1450	1	Spring-Idler
3	100-8553-03	1	Brake-Lever
4	3296-2	6	Nut-Lock
6	110-5139-03	1	Bracket-Switch, Floor
7	110-5130	1	Bellow-Switch
8	32128-20	2	Nut-HF
9	104-8791-03	1	Plate-Pedal, Stop
10	110-5189	1	Switch-Floor
11	32105-13	4	Screw-HWH
12	32128-21	1	Nut-HF
13	100-8422-03	1	Pedal Bracket ASM
14	7-3900	1	Pad-Brake
15	100-6702	3	Stop-Lever, Pedal
16	3234-11	3	Screw-HHF
17	32153-3	1	Nut-Hex, Side Deform
18	93-8969-03	1	Pedal
19	322-5	1	Screw-HH
20	100-8554	2	Pin-Pivot
21	3290-250	1	Pin-Hair
22	98-2390	1	Clamp-R
23	94-3800	1	Master Cylinder ASM
24	283-42	1	Pin-Clevis
25	3234-5	2	Screw-HHF

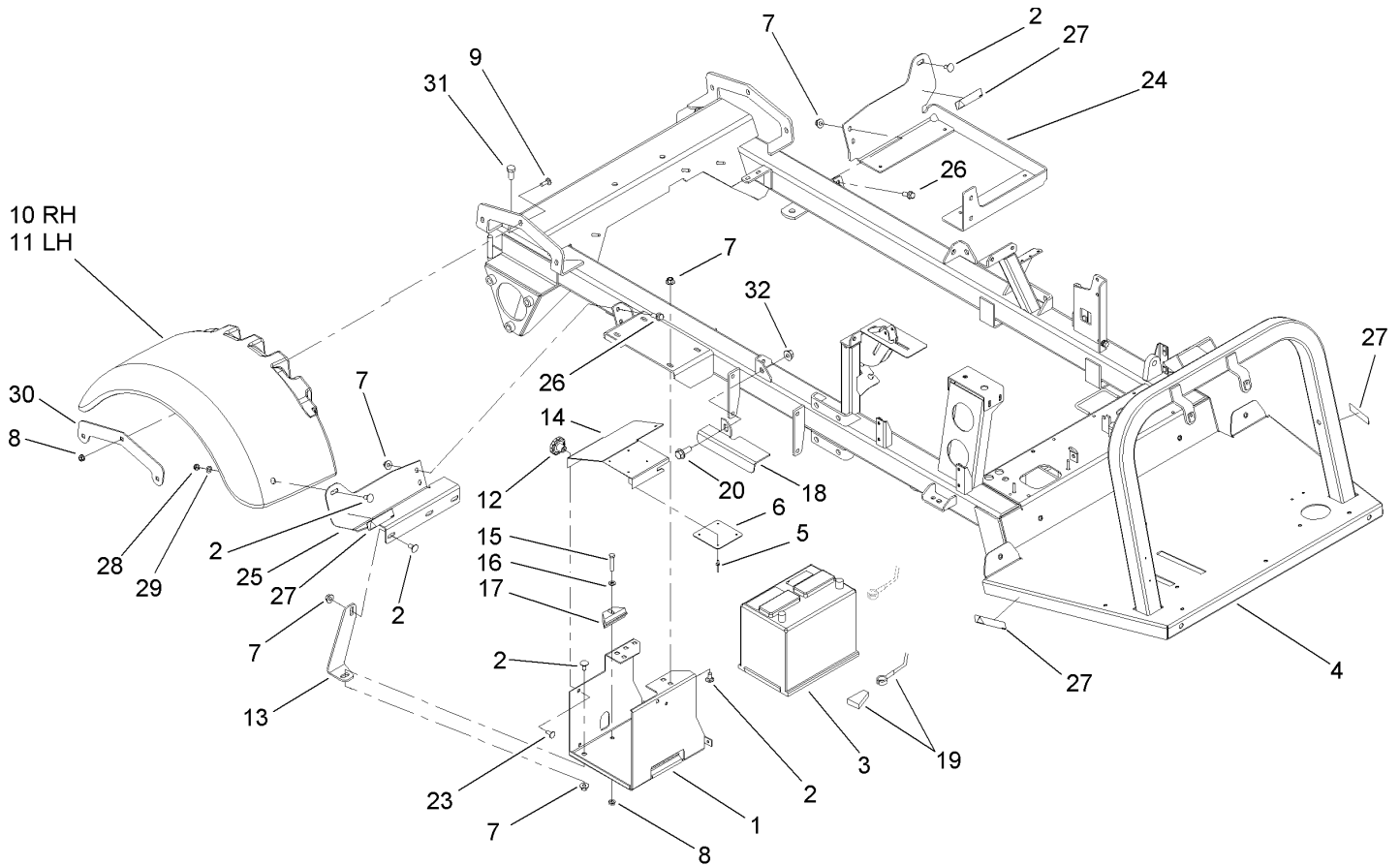
Ref	Part No.	Qty.	Description
26	99-8090	1	Magnet ASM
26:1	93-6601	1	Spring-Compression
27	32128-43	2	Nut-Flange
28	32128-33	2	Nut-HF
30	100-8561	1	Plate-Spacer
31	100-8560	1	Bracket-Throttle
32	3274-81	2	Screw-HSH
34	3234-4	2	Screw-HHF
35	2412-134	2	R-Clamp
36	3272-13	1	Pin-Cotter
37	100-8517	1	Pivot Pin ASM
38	256-257	8	Bushing-Nyliner
39	100-8515	1	Arm-Actuator, Short
40	100-8512	1	Arm-Actuator, Long
41	283-66	1	Pin-Clevis
42	3272-1	3	Pin-Cotter
43	282-28	4	Clevis-Adjustable
44	3219-14	4	Nut-Hex
45	100-8562	1	Rod-Threaded
46	283-67	2	Pin-Clevis
47	3234-17	1	Screw-HHF
49	3296-29	1	Nut-Lock, NI
50	3256-74	1	Washer-Flat



Master Cylinder Assembly No. 94-3800

Ref	Part No.	Qty.	Description
1	87-3040	1	Reservoir-Cylinder, Master
1:1	92-4112	1	Cap ASM
2	93-8971	2	Seal-Port, Flange
3	92-4103	1	Pin-Stop
4	92-4102	1	Secondary Piston ASM
5	92-4110	1	Clevis
6	21-0360	1	Nut-Hex
7	94-5209	1	Cover-Dust
8	94-5210	1	Rod-Push
9	92-4109	1	Ring-Snap
10	92-4108	1	Retainer-Washer
11	92-4101	1	Primary Piston ASM

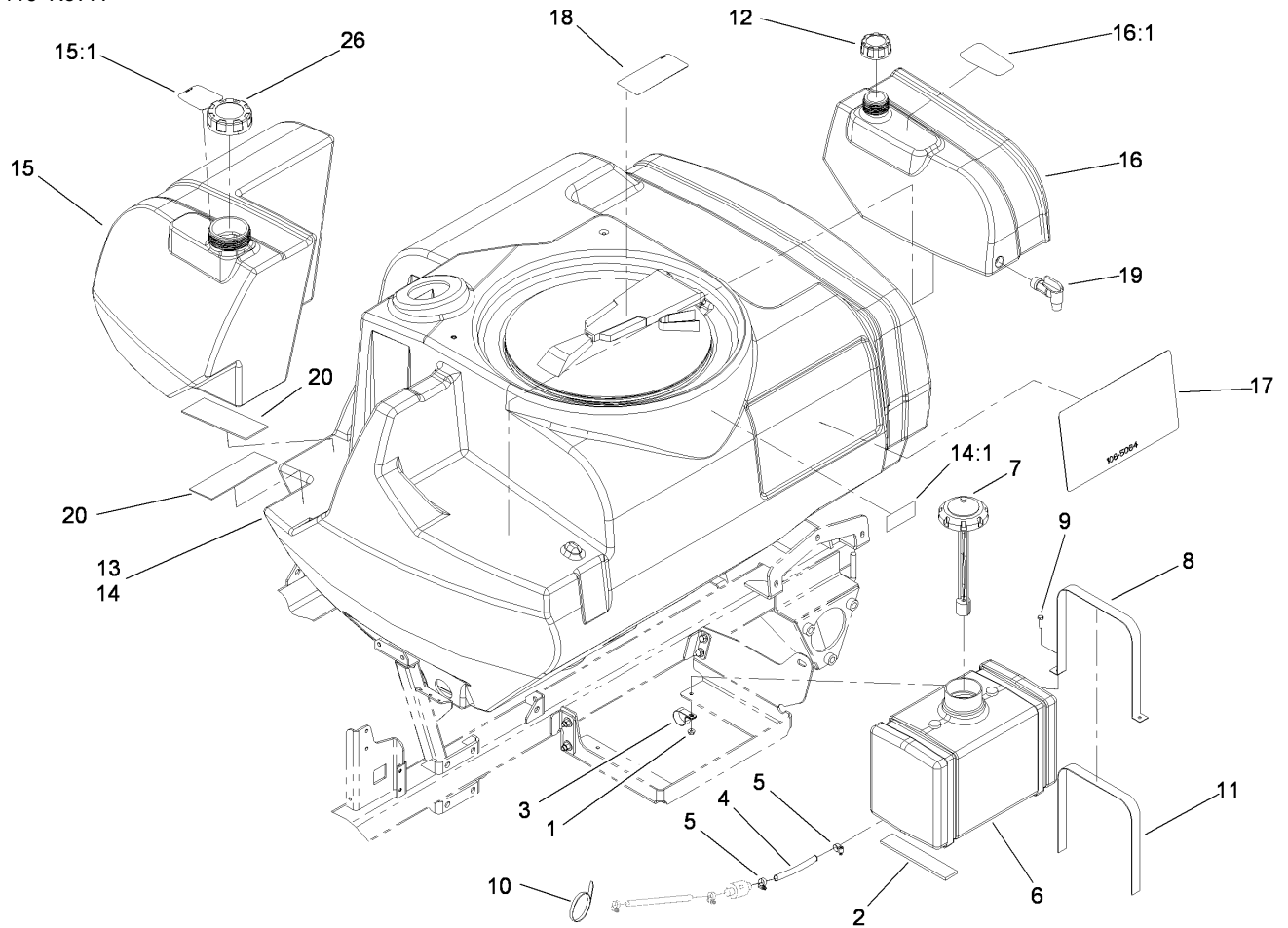
--	--	--	--



Rear Fender and Battery Mount Assembly

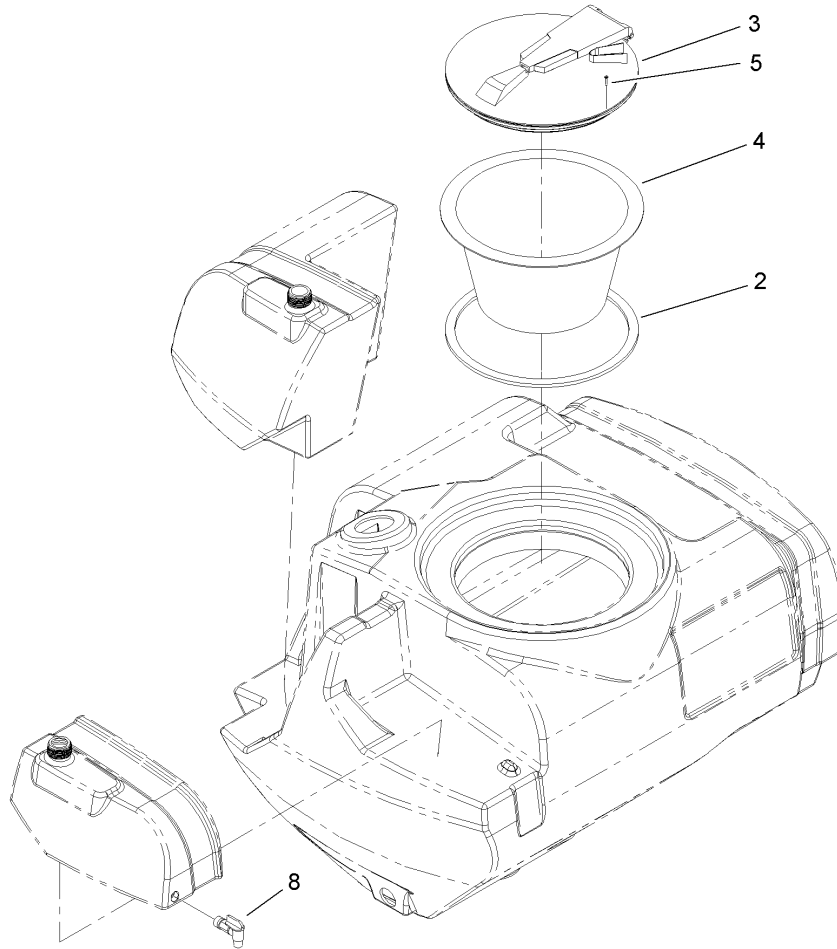
Ref	Part No.	Qty.	Description
1	87-5120-03	1	Bracket-Holder, Battery
2	3231-1	6	Screw-CARR
3	106-5187	1	Battery
4	108-3665-03	1	Frame-Main
5	3269-27	4	Rivet-Snap
6	87-7620	1	Shield-Terminal, Battery
7	32128-43	10	Nut-Flange
8	32128-20	7	Nut-HF
9	3230-2	6	Bolt-CARR
10	112-6806	1	Fender-RH
11	112-6805	1	Fender-LH
12	19-4050	2	Knob
13	100-8201-03	1	Support-Battery
14	87-5130-03	1	Cover-Battery
15	322-9	1	Screw-HH
16	3256-23	1	Washer-Flat
17	66-2490	1	Retainer-Battery
18	110-5243-03	1	Guard-Pump
19	108-9472	1	Cable-Battery, Positive
20	3234-32	1	Screw-HHF
23	3230-23	2	Screw-CARR
24	108-3664-03	1	Bracket-Mount
25	108-3659-03	1	Support-Fender
26	3234-11	6	Screw-HHF

Ref	Part No.	Qty.	Description
27	108-3252	4	Decal-Torque, Ce
28	3296-59	6	Nut-Lock, NI
29	3256-4	2	Washer-Flat
30	108-3656-03	2	Bracket-Fender
31	325-4	2	Screw-HH
32	32128-49	1	Nut-HHF



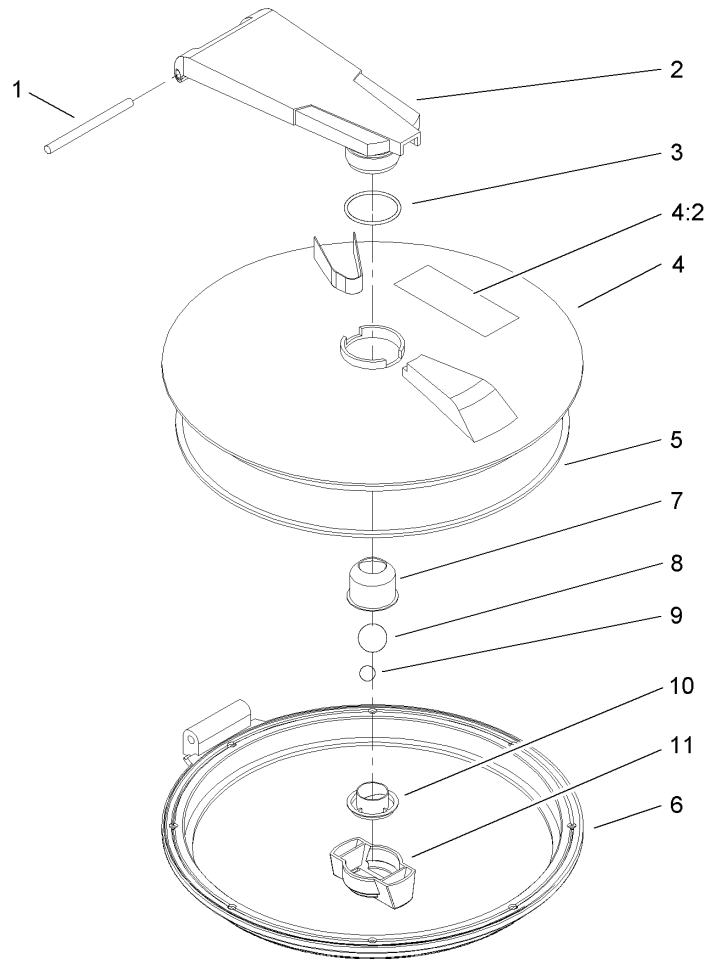
Fresh Water Tank Assembly

Ref	Part No.	Qty.	Description
1	32128-33	4	Nut-HF
2	100-8524	2	Strip-Foam
3	2412-126	1	R-Clamp
4	108-3682	1	Hose-Fuel
5	2412-108	2	Clamp-Worm
6	100-8294	1	Tank-Fuel
7	100-8386	1	Fuel Cap And Guage ASM
8	106-4867-03	2	Strip-Hold Down, Gas Tank
9	321-6	4	Screw-HH
10	3290-379	4	Tie-Cable
11	108-3378	2	Strap-Strip, Felt
12	106-5052	1	Cap-Water, Fresh
13		1	Main Tank ASM
14	112-7902	1	175 Gallon Tank ASM
14:1	106-1355	1	Decal-No Tank Entry
15	106-5046	1	20 Gallon Tank ASM
15:1	107-8640	1	Decal-Tank, Rinse
16	106-5047	1	5 Gallon Tank ASM
16:1	106-5051	1	Decal-Flush, Tank
17	106-5064	2	Decal-Profile, Low
18	93-0688	1	Decal-Warning, Chemical
19	106-4925	1	Spigot-90 DEG
20	107-8629	2	Pad-Rubber
26	107-8641	1	Cap-Water, Fresh



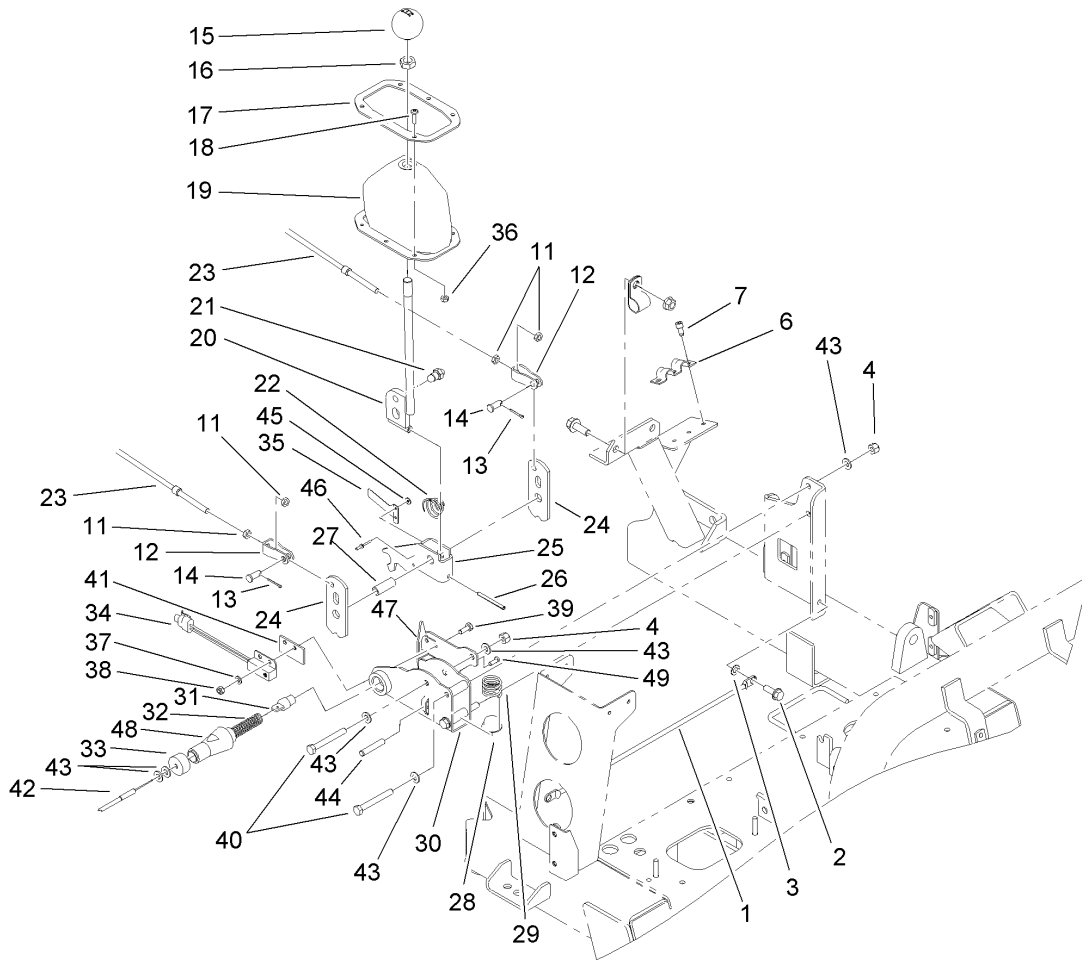
Main Tank Assembly

Ref	Part No.	Qty.	Description				
2	106-4991	1	Seal-Lid				
3		1	Screw Type Tank Lid ASM				
4	104-9051	1	Basket-Strainer				
5	107-8635	8	Screw-PFH				
8	106-4925	1	Spigot-90 DEG				



Lid Assembly

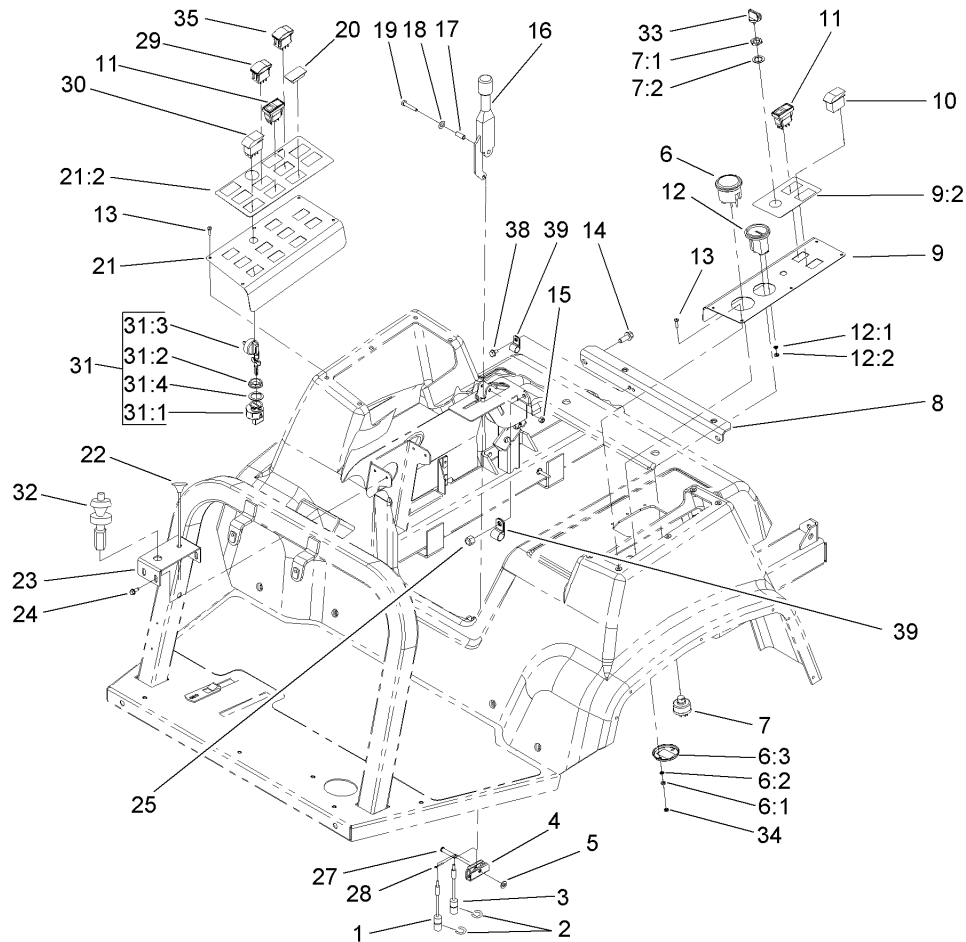
Ref	Part No.	Qty.	Description				
1	106-5000	1	Pin-Pivot				
2	106-5001	1	Arm				
3	106-5002	1	O-Ring				
4	106-1369	1	Lid				
4:2	93-0688	1	Decal-Warning, Chemical				
5	106-5004	1	Seal-Lid				
6	106-5005	1	Ring				
7	106-5006	1	Cup-Vent				
8	106-5007	1	Ball-Floating				
9	106-5008	1	Ball-Weight				
10	106-5009	1	Holder-Ball				
11	106-5010	1	Nut-Wing				



Shifter Assembly

Ref	Part No.	Qty.	Description
1	108-3698	1	Cable-Battery, Negative
2	32144-14	1	Screw-HWHTF
3	3255-8	1	Washer-Lock
4	3296-29	3	Nut-Lock, NI
6	87-4960	1	Clamp-Cable
7	65-5220	3	Screw-HSH, Thread Forming
11	3220-1	4	Nut-Jam
12	87-2310	2	Clevis-Cable
13	3272-6	2	Pin-Cotter
14	283-62	2	Pin-Clevis
15	87-6720	1	Knob-Shift
16	3218-18	1	Nut-Jam
17	87-3760-03	1	Plate-Boot, Shift
18	3250-13	6	Screw-PPH
19	87-8620	1	Shift Boot ASM
20	87-2040	1	Shift Lever ASM
21	87-3650	1	Pin-Shift
22	87-2900	1	Spring-Compression
23	100-8359	2	Cable-Shift
24	87-3540	2	Link-Shift
25	108-3565	1	Bracket-Shifter
26	32121-48	1	Pin-Spring
27	108-3570	3	Tube-Shifter
28	87-3530	1	Button-Shifter

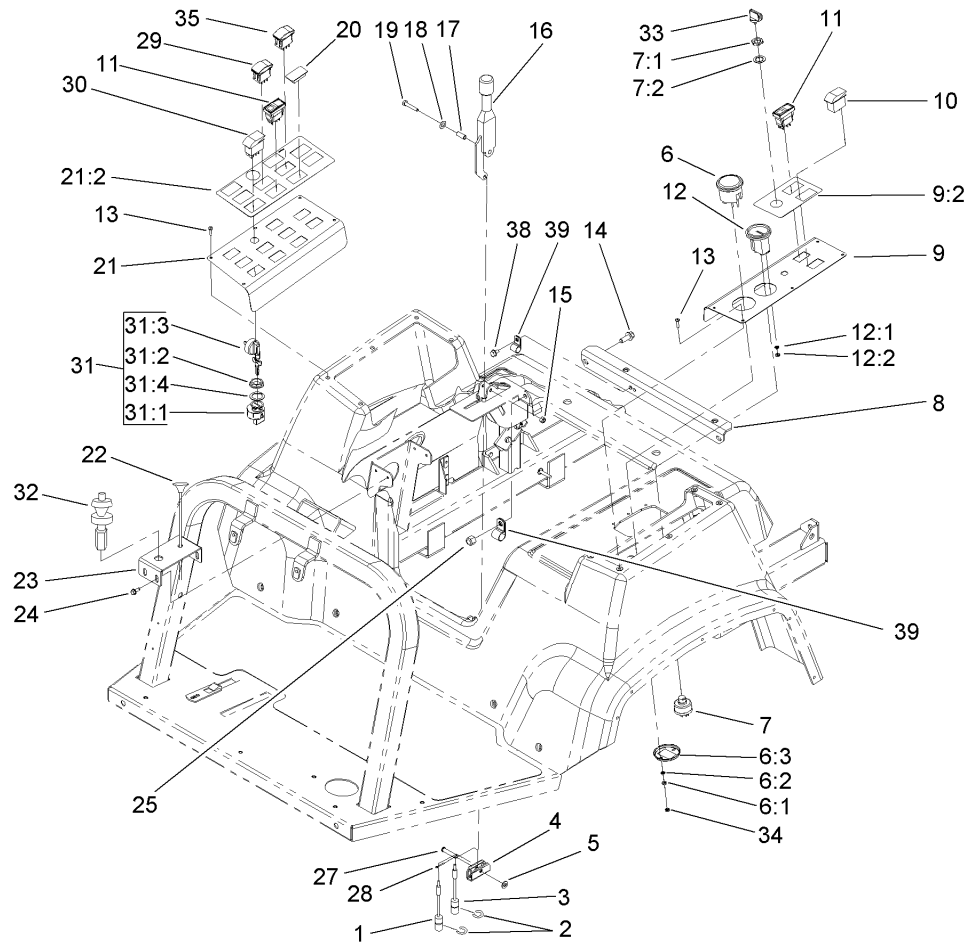
Ref	Part No.	Qty.	Description
29	87-3660	1	Spring-Compression
30	110-5106	1	Clevis
31	108-3558	1	Pin-Retracting
32	108-3557	1	Spring
33	108-3564	1	Cap-Spring
34	105-0023	1	Switch-Proximity
35	110-5125	1	Flag-Sensor, Proximity
36	3296-2	6	Nut-Lock
37	33093-00	2	Washer-Flat
38	33023-00	2	Nut-Lock
39	33113-016	2	Screw-HH
40	322-12	3	Screw-HH
41	110-5102	1	Spacer-Insulator
42	108-3553	1	Shift Lock Cable ASM
43	3256-74	8	Washer-Flat
44	3290-507	1	Pin-Dowel
45	5-1254	2	Washer
46	3290-55	2	Rivet-Pop
47	110-5101	1	Bracket-Mount, Switch
48	110-5103	1	Tube-Shifter
49	3250-12	1	Screw-PPH



Parking Brake and Console Assembly

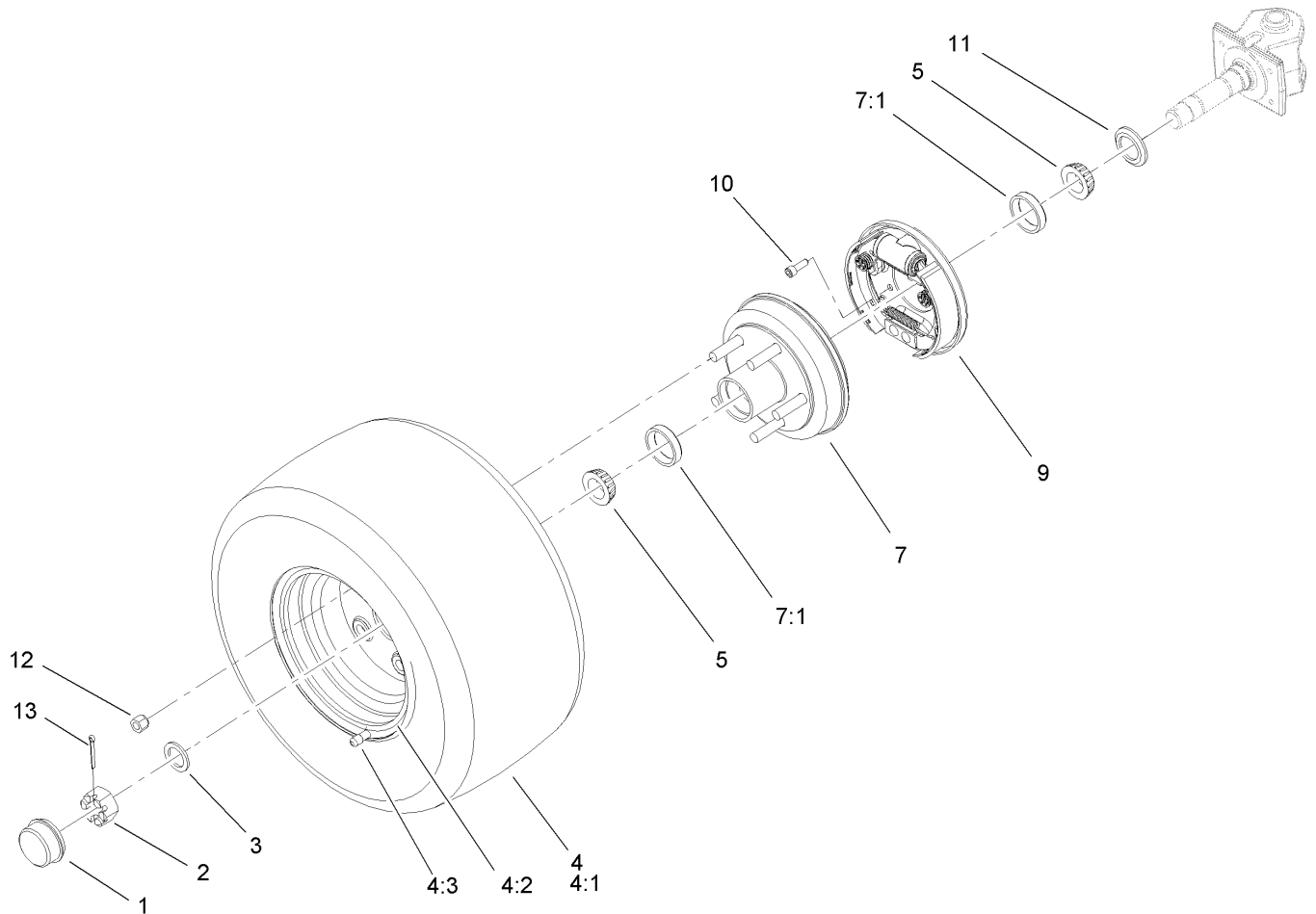
Ref	Part No.	Qty.	Description
1	87-8240	1	Cable-Brake
2	32120-47	2	Ring-Retaining, External
3	100-8261	1	Cable-Park Brake, RH
4	87-3480	1	Bracket-Equalizer, Cable
5	3256-23	1	Washer-Flat
6	98-2160	1	Voltmeter
6:1	3217-27	1	Nut-Hex
6:2	3255-25	1	Washer-Lock
6:3	78-0080	1	Clamp-Mounting
7	83-0020	1	Switch-Ignition
7:1	218-461	1	Nut-HH
7:2	3254-5	1	Washer-Tooth
8	106-4859-03	1	Bracket-Seatbox
9	100-8452	1	Vehicle Control Panel ASM
9:2	100-8470	1	Decal-Controls
10	100-8469	1	Switch-Rocker
11	104-9007	2	Switch-Rocker
12	66-2950	1	Gauge-Hourmeter
12:1	3255-20	2	Washer-Lock
12:2	3217-25	2	Nut-Hex
13	3250-25	10	Screw-PPH
14	3234-11	2	Screw-HHF
15	3296-42	1	Nut-Lock, NI
16	87-2710	1	Lever-Brake

Ref	Part No.	Qty.	Description
17	87-4710	1	Spacer-Brake, Parking
18	3290-477	1	Washer-Curved
19	321-9	1	Screw-HH
20	99-7420	3	Plug-Hole
21	110-5218	1	Spray Control Panel ASM
21:2	100-8489	1	Decal-Control, Spray
22	41697	1	Choke-Control
23	100-8385-03	1	Bracket-Speed, Throttle
24	32144-10	4	Screw-HWH
25	32128-21	2	Nut-HF
27	94-3829	1	Pin-Clevis
28	3272-6	1	Pin-Cotter
29	100-1535	1	Switch
30	100-8490	3	Switch-Dpdt
31	110-2580	1	Switch-Key, Supervisor
31:1		1	Switch-Key
31:2	108-8660	1	Nut-Mounting
31:3	110-5221	1	Set-Key, Supervisor
31:4	108-8659	1	Washer-Backup
32	100-8384	1	Throttle Speed Control ASM
33	63-8360	2	Key-Ignition
34	32149-9	2	Nut-Keps
35	100-1535	2	Switch
38	32144-70	1	Screw-HWHTF



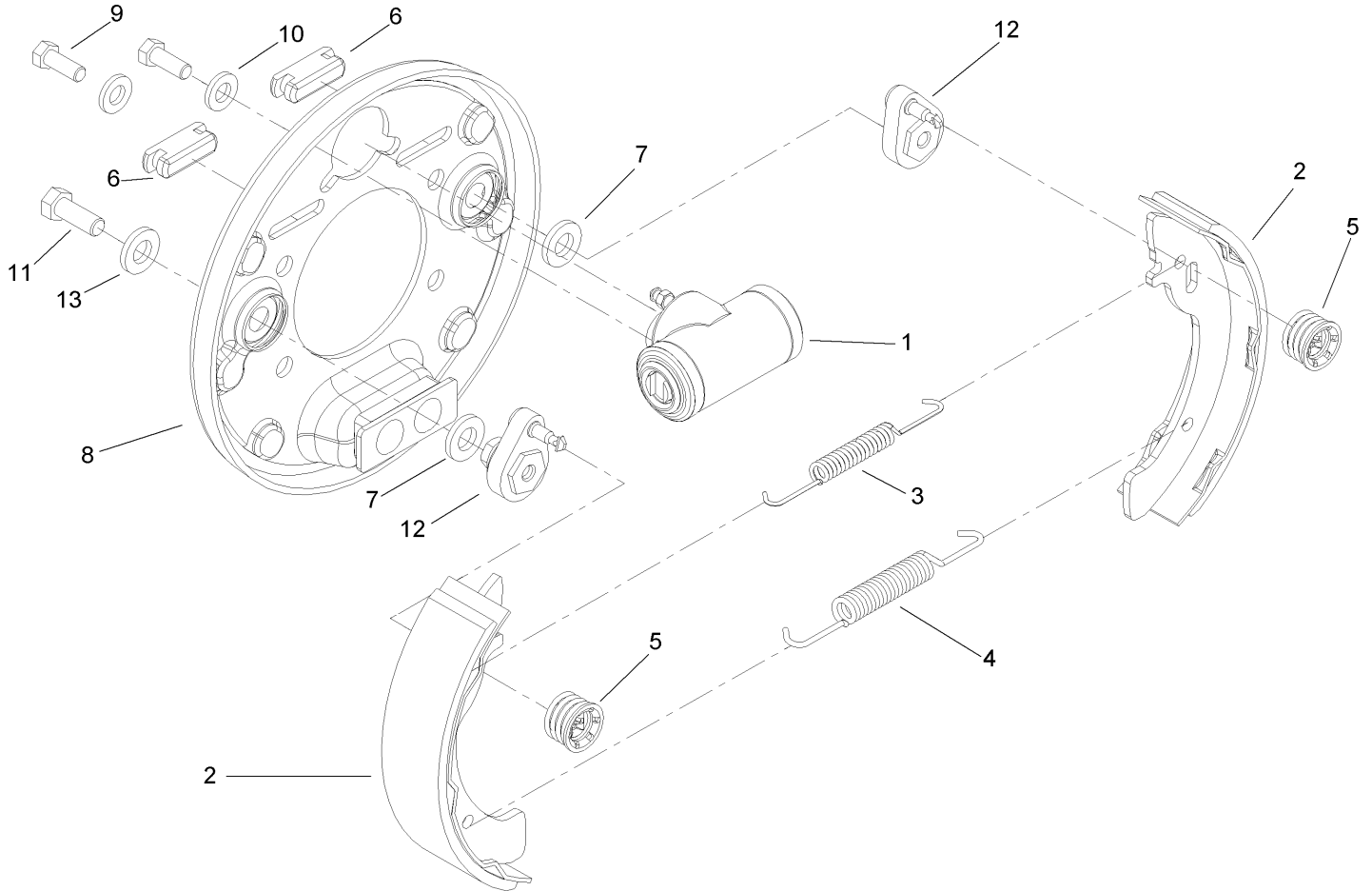
Parking Brake and Console Assembly (continued)

Ref	Part No.	Qty.	Description
39	2412-39	2	R-Clamp



Front Wheel Assembly

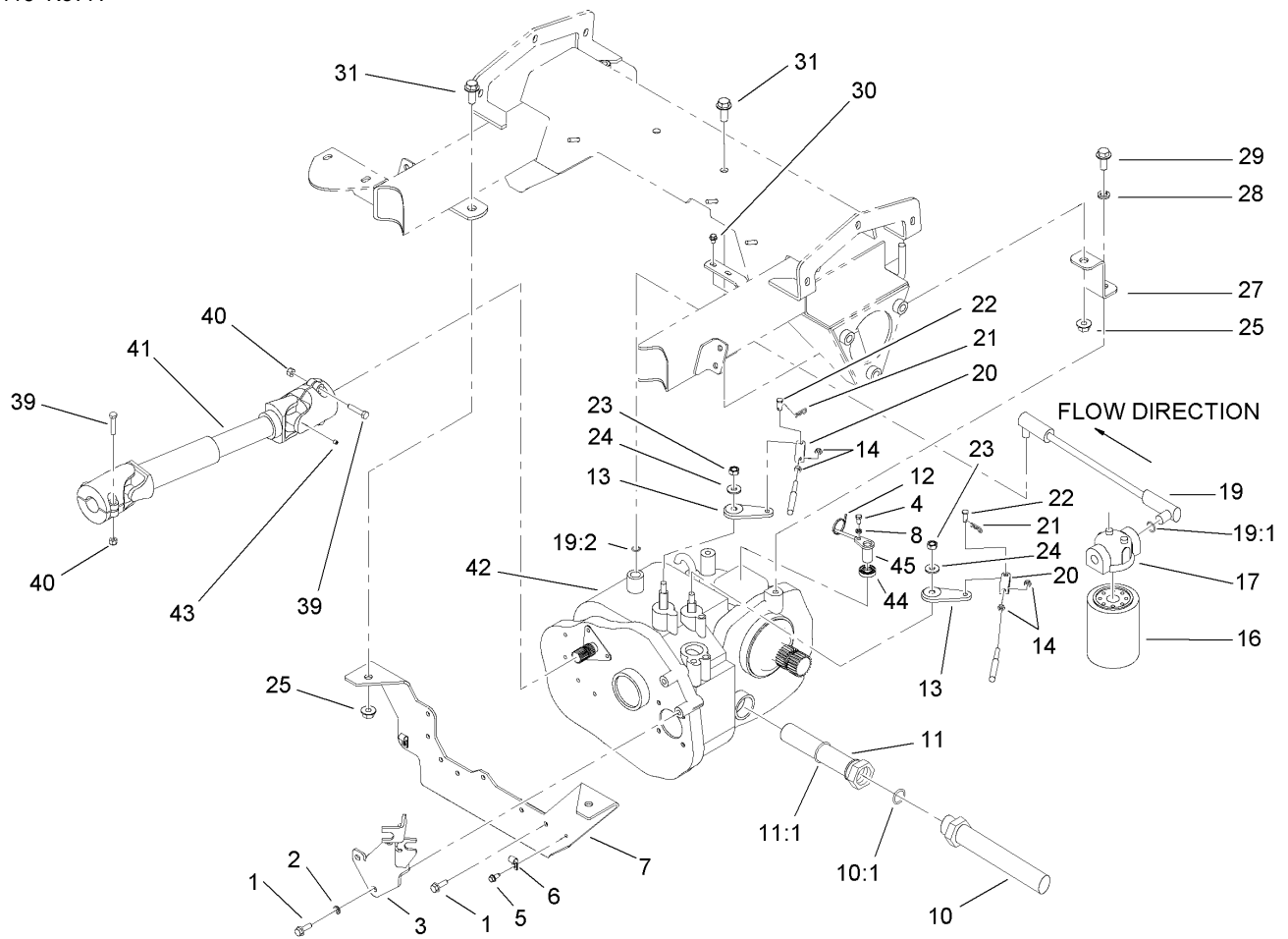
Ref	Part No.	Qty.	Description				
1	241-119	2	Cap-Dust				
2	1-809082	2	Nut-SHH				
3	27-1850	2	Washer-Pivot				
4	110-5135	2	Front Tire And Wheel ASM				
4:1	110-5133	1	Tire				
4:2	241-121	1	Wheel ASM				
4:3	232-27	1	Stem-Valve				
5	254-92	4	Cone-Bearing, Outer				
7	100-8287	2	Hub/Drum-Front				
7:1	254-72	2	Bearing-Cup, Tapered				
9	100-8285	2	Front Brake ASM				
10	3273-14	8	Screw-HSH				
11	253-129	2	Seal				
12	321077	10	Nut-Wheel				
13	3272-13	2	Pin-Cotter				



Front Brake Assembly No. 100-8285

Ref	Part No.	Qty.	Description
1	100-8580	1	Wheel Cylinder ASM
2	100-8587	1	Shoe Set
3	100-8581	1	Spring-Upper
4	100-8582	1	Spring-Lower
5	100-8583	2	Shoe Hold Down Spring ASM
6	100-8584	2	Cover-Dust
7	100-8585	2	Washer-Bellville
8	100-8586	1	Backing Plate ASM
9	33103-012	2	Screw-HHF
10	3253-3	2	Washer-Lock
11	329-2	2	Screw-HH
12	100-8588	2	Adjuster Lever ASM
13	3256-1	2	Washer-Flat

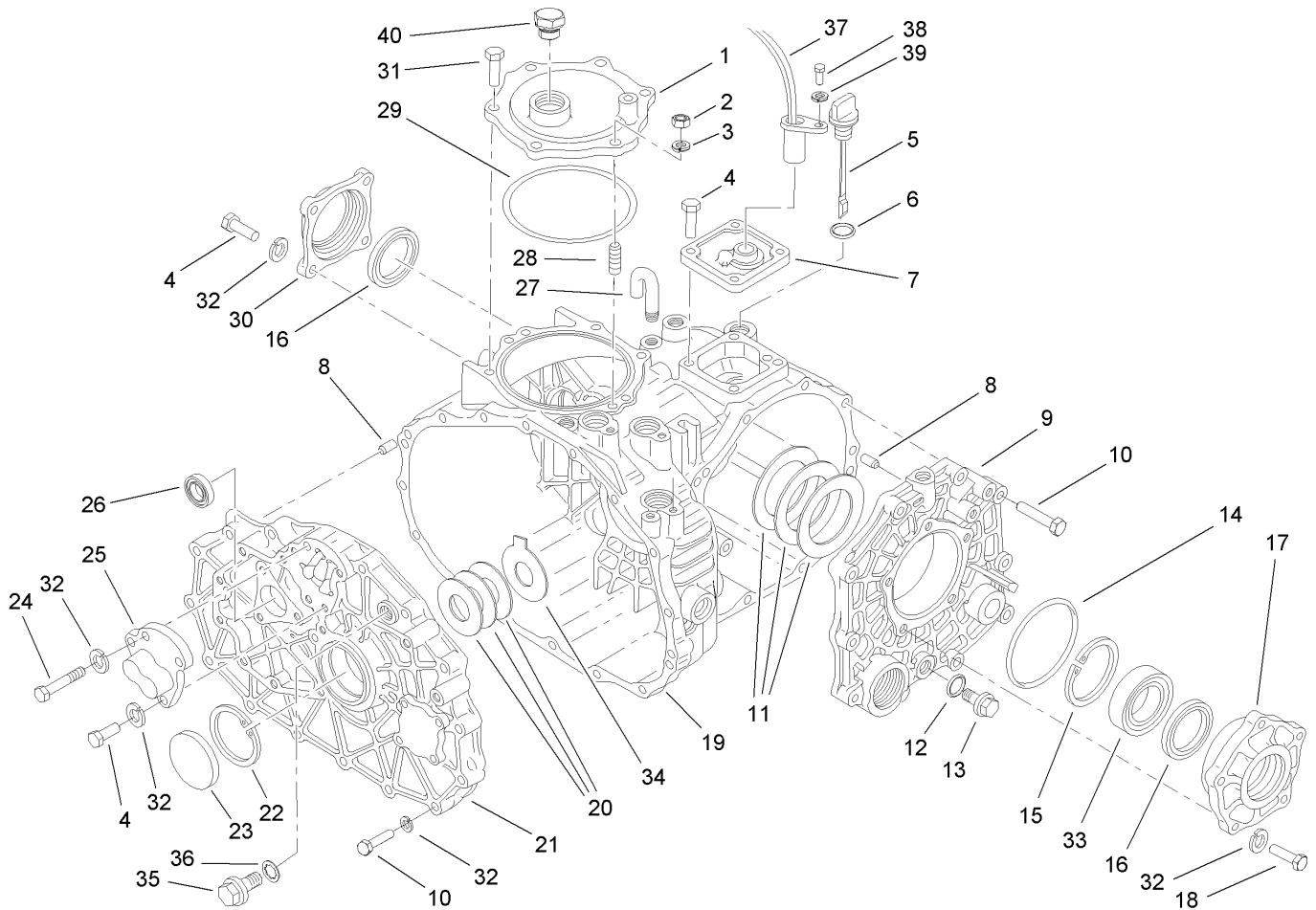
--	--	--	--



Transaxle Installation Assembly

Ref	Part No.	Qty.	Description
1	33104-025	10	Screw-HHF
2	3253-4	10	Washer-Lock
3	107-8749-03	1	Bracket-Cable
4	33113-012	1	Screw-HH
5	32144-10	2	Screw-HWH
6	2412-89	2	Clamp
7	100-8531-03	1	Transaxle-Mount
8	48-8020	1	Washer-Spring
10	100-8250	1	Hose-Suction
10:1	237-81	1	O-Ring
11	87-3990	1	Strainer-Transaxle
11:1	237-123	1	O-Ring
12	3290-379	4	Tie-Cable
13	87-7960	2	Lever-Shift
14	3220-1	4	Nut-Jam
16	54-0110	1	Filter-Oil, Transmission
17	87-8780	1	Head-Filter
19	100-8254	1	Hose-Return, Axle
19:1	237-79	1	O-Ring
19:2	237-42	1	O-Ring
20	87-2310	2	Clevis-Cable
21	3290-307	2	Pin-Hair
22	283-62	2	Pin-Clevis
23	48-9520	2	Nut

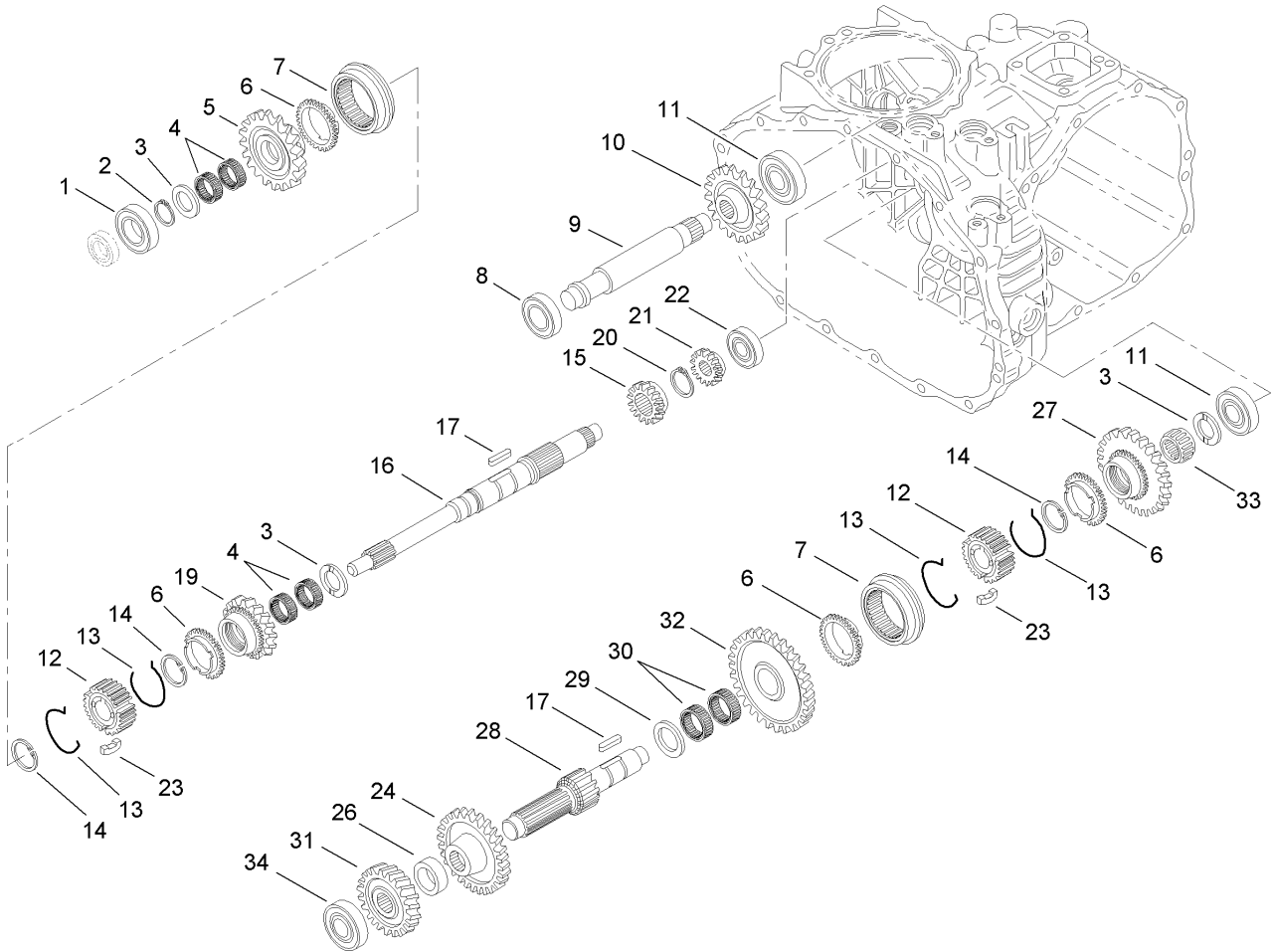
Ref	Part No.	Qty.	Description
24	80-6990	2	Washer-Hardened
25	32128-49	2	Nut-HHF
27	100-8220-03	2	Strap-Mount, Transaxle
28	3253-7	2	Washer-Lock
29	33106-030	2	Screw-HHF
30	3234-33	2	Screw-HHF
31	3234-32	4	Screw-HHF
39	322-7	4	Screw-HH
40	3296-29	4	Nut-Lock, NI
41	100-8293	1	Shaft-Drive, Input
42	104-9078	1	Transaxle
43	3245-32	1	Screw-HSH
44	92-3735	1	Seal-Oil, Sensor
45	85-4350	1	Sensor-Gear tooth



Case Assembly Transaxle Assembly No. 104-9078

Ref	Part No.	Qty.	Description
1	100-8595	1	Cover-PTO
2	48-7930	1	Nut
3	92-0762	1	Washer-Spring
4	33114-025	11	Screw-HH
5	92-0662	1	Cap-Oil
6	92-0788	1	O-Ring
7	92-3736	1	Cover ASM
8	92-0765	4	Pin-Parallel
9	92-0653	1	Cover-Side
10	33114-040	25	Screw-HH
11	92-0809	1	Set-Shim
12	92-0787	1	O-Ring
13	92-0773	1	Plug-Drain
14	92-0789	1	O-Ring
15	92-0760	1	Ring-Snap
16	92-0793	2	Seal-Oil
17	92-0654	1	Carrier-Differential
18	48-7730	5	Screw-HH
19	92-0651	1	Case-Transmission
20	100-4460	1	Shim Set
21	100-4461	1	Plate-Center
22	92-0759	1	Ring-Snap
23	92-0807	1	Cap-Sealing
24	48-7560	1	Bolt-HH

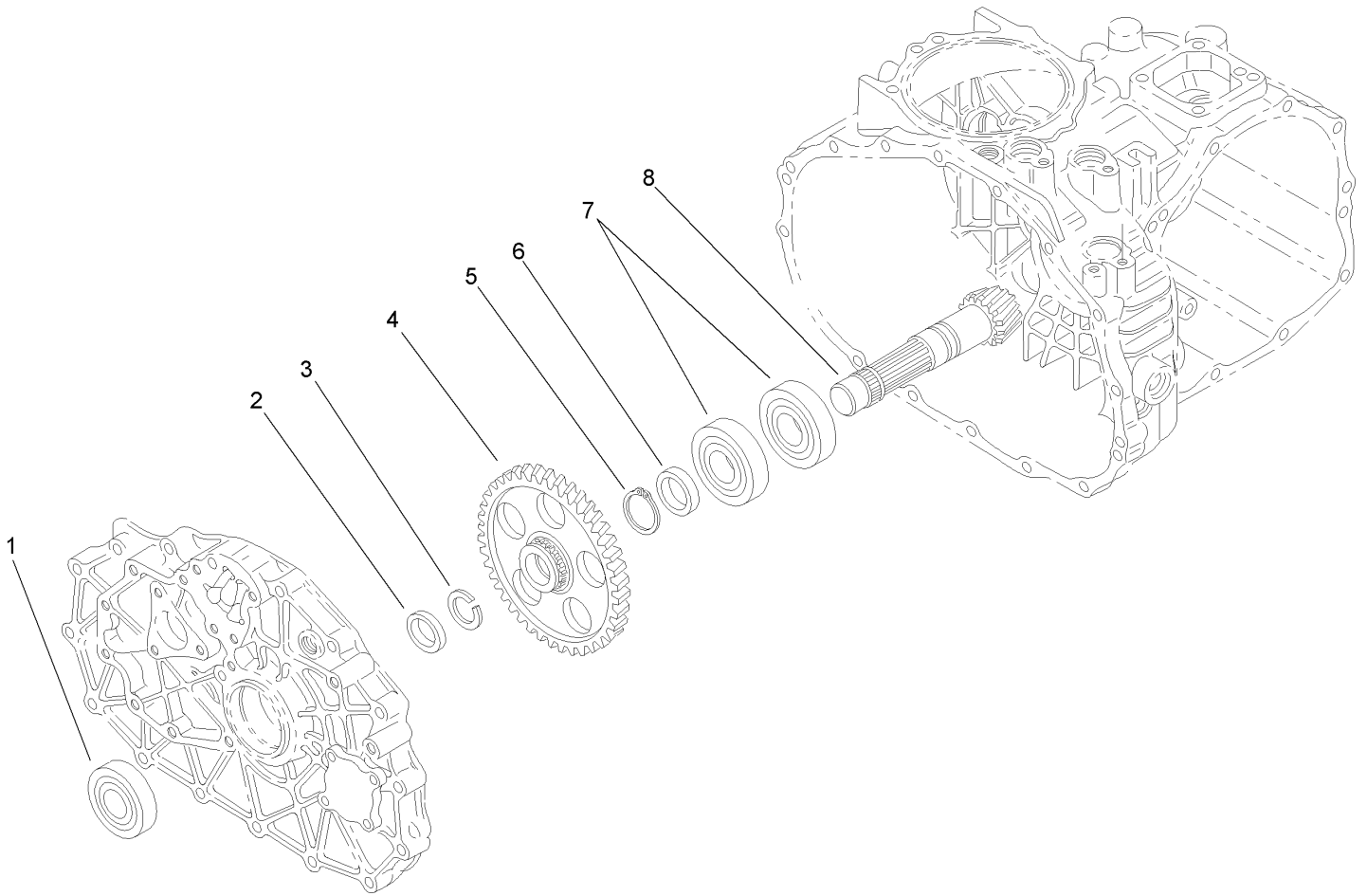
Ref	Part No.	Qty.	Description
25	92-0706	1	Shaft-Fork
26	92-0791	1	Seal-Oil
27	92-0743	1	Breather-Air
28	92-0804	1	Stud
29	92-0790	1	O-Ring
30	92-0655	1	Cover-Seal, Axle
31	92-0796	5	Bolt
32	3253-4	42	Washer-Lock
33	92-0775	2	Bearing
34	100-4465	1	Shim (W/Tab)
35	100-6924	1	Plug
36	100-6925	1	Packing
37	85-4350	1	Sensor-Geartooth
38	48-7610	1	Screw
39	48-8020	1	Washer-Spring
40	110-5196	1	Plug-Transaxle
●99	100-6928	1	Bolt
●99	100-8594	1	Cover-Shaft, Input



Gear Shaft Assembly Transaxle Assembly No. 104-9078

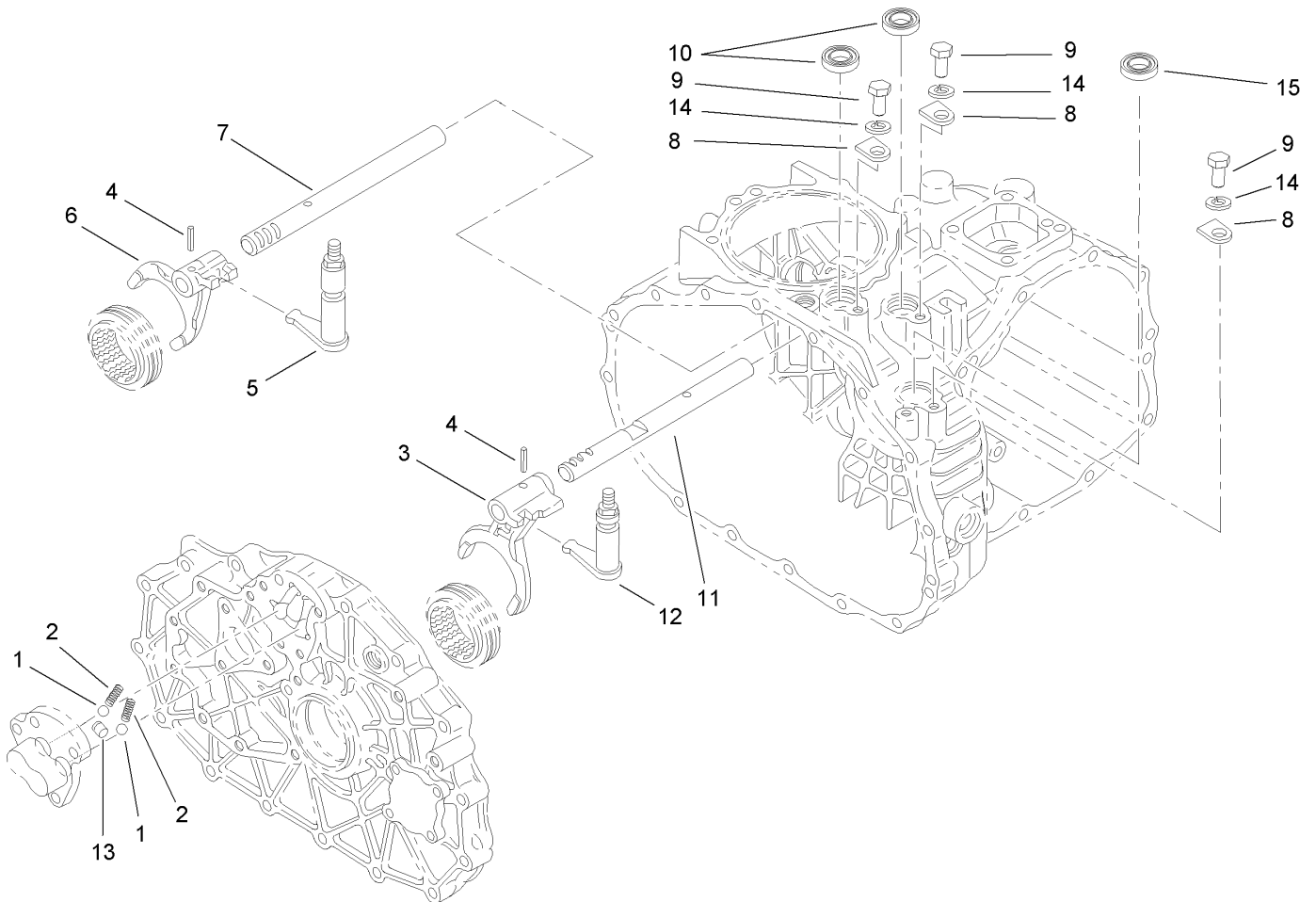
Ref	Part No.	Qty.	Description
1	251-8	1	Bearing-Ball
2	92-0753	1	Ring-Snap
3	92-0740	3	Washer-Thrust
4	92-0781	4	Bearing-Needle
5	108-3694	1	Gear-Main, 36T
6	92-0667	3	Ring-Synchro
7	92-0668	2	Shifter-Synchro
8	251-346	2	Bearing-Ball
9	100-8602	1	Shaft-Idler, Reverse
10	92-0684	1	Gear-Reverse, 33 Tooth
11	92-0778	2	Bearing
12	92-0664	2	Hub-Synchro
13	92-0666	4	Spring-Synchro
14	92-0763	3	Ring-Snap
15	100-8598	1	Gear-Main, 20 Tooth
16	100-8596	1	Shaft-Main
17	92-0772	2	Key
19	108-3695	1	Gear-Main, 22T
20	92-0754	1	Ring-Snap
21	92-0673	1	Gear-Main, 14 Tooth
22	92-0650	1	Bearing
23	92-0665	6	Key-Synchro
24	92-0676	1	Gear-Reduction, 32 Tooth
26	100-8601	1	Collar

Ref	Part No.	Qty.	Description
27	92-0819	1	Gear-Reduction, 40 Tooth
28	92-0674	1	Shaft-Reduction
29	92-0682	1	Washer-Thrust
30	92-0681	2	Bearing-Needle
31	100-8599	1	Gear-Red, 25 Tooth
32	108-3697	1	Gear-Reduction, 47T
33	92-0782	1	Bearing-Needle
34	105-7985	1	Bearing



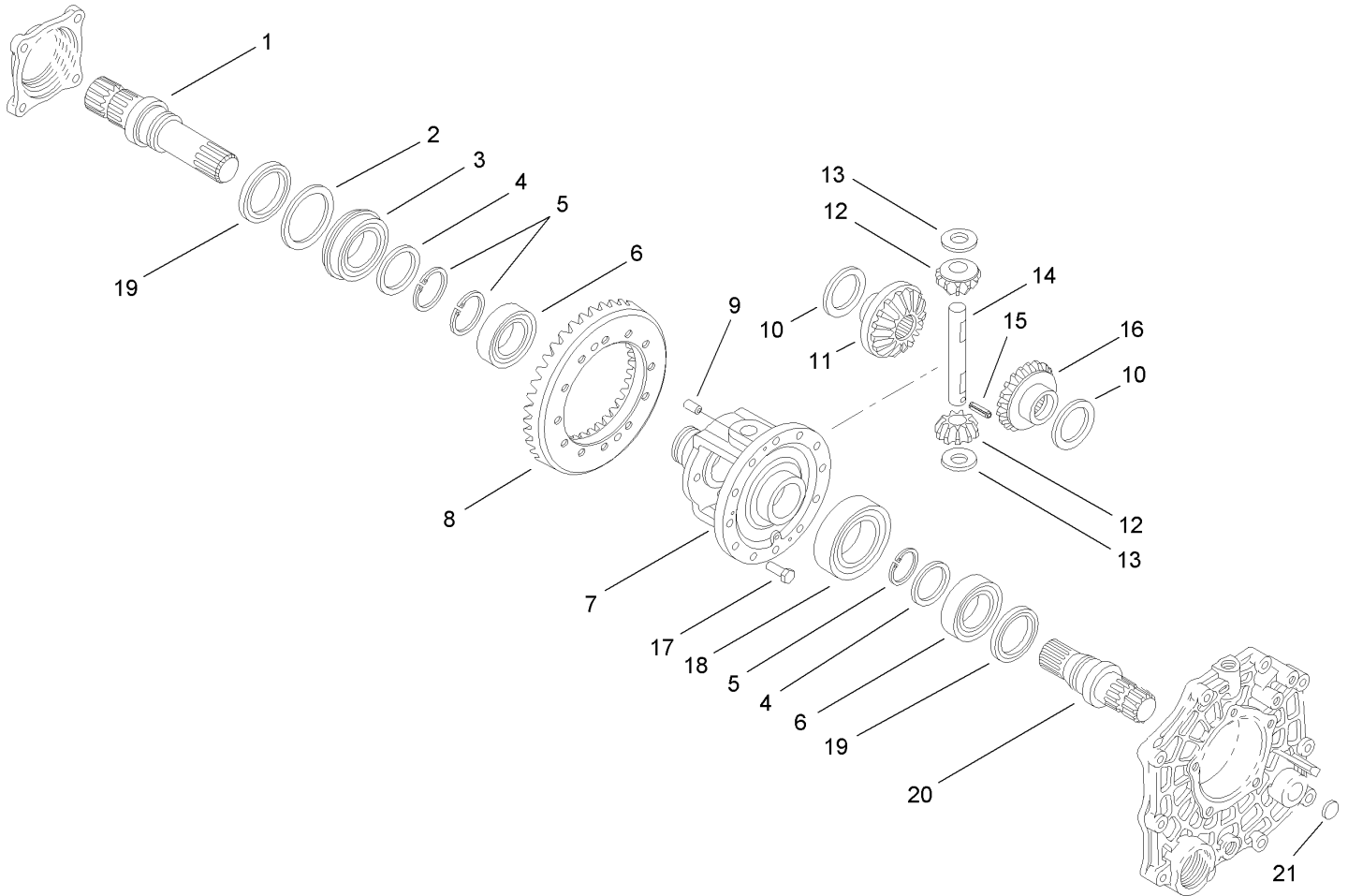
Countershaft Assembly Transaxle Assembly No. 104-9078

Ref	Part No.	Qty.	Description
1	92-0712	1	Bearing-Ball
2	92-0716	1	Collar
3	92-0764	1	Ring-Snap
4	100-8603	1	Gear-Count
5	92-0755	1	Ring-Snap
6	92-0713	1	Collar
7	92-0714	2	Bearing
8	92-0710	1	Gear-Ring



Shift Fork Assembly Transaxle Assembly No. 104-9078

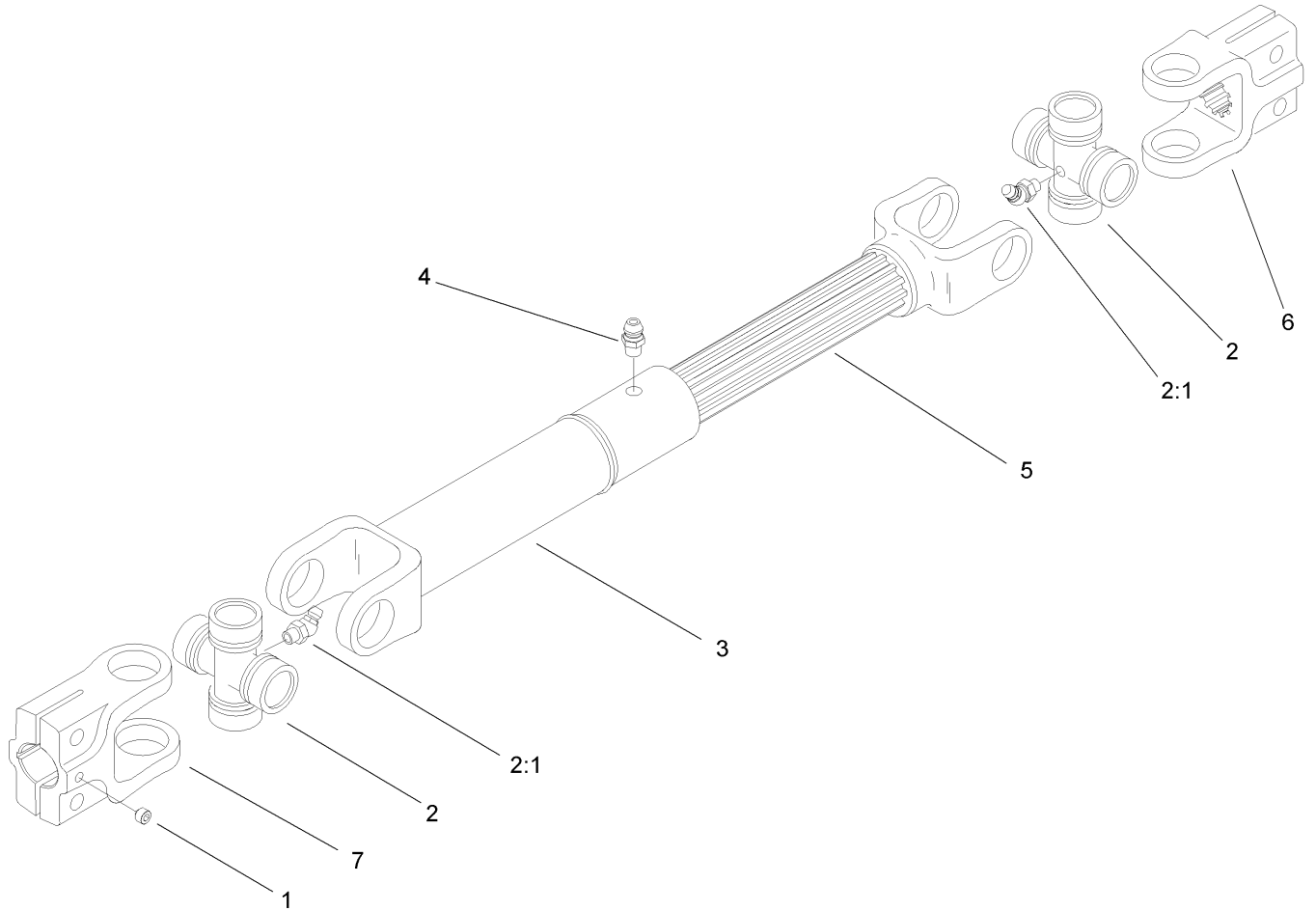
Ref	Part No.	Qty.	Description
1	92-0785	3	Ball-Steel
2	92-0731	3	Spring
3	92-0700	1	Fork-Shift
4	92-0769	2	Pin-Roll
5	92-0817	1	Arm-Shift
6	92-0701	1	Fork-Shift
7	92-0699	1	Shaft-Fork
8	92-0732	3	Plate-Keeper
9	33114-016	3	Screw-HH
10	92-0729	3	Seal-Oil
11	92-0698	1	Shaft-Fork
12	92-0816	1	Arm-Shift
13	92-0705	1	Lock-Spindle
14	3253-4	3	Washer-Lock
15	100-6927	1	Cap-Sealing



Differential Gear Assembly Transaxle Assembly No. 104-9078

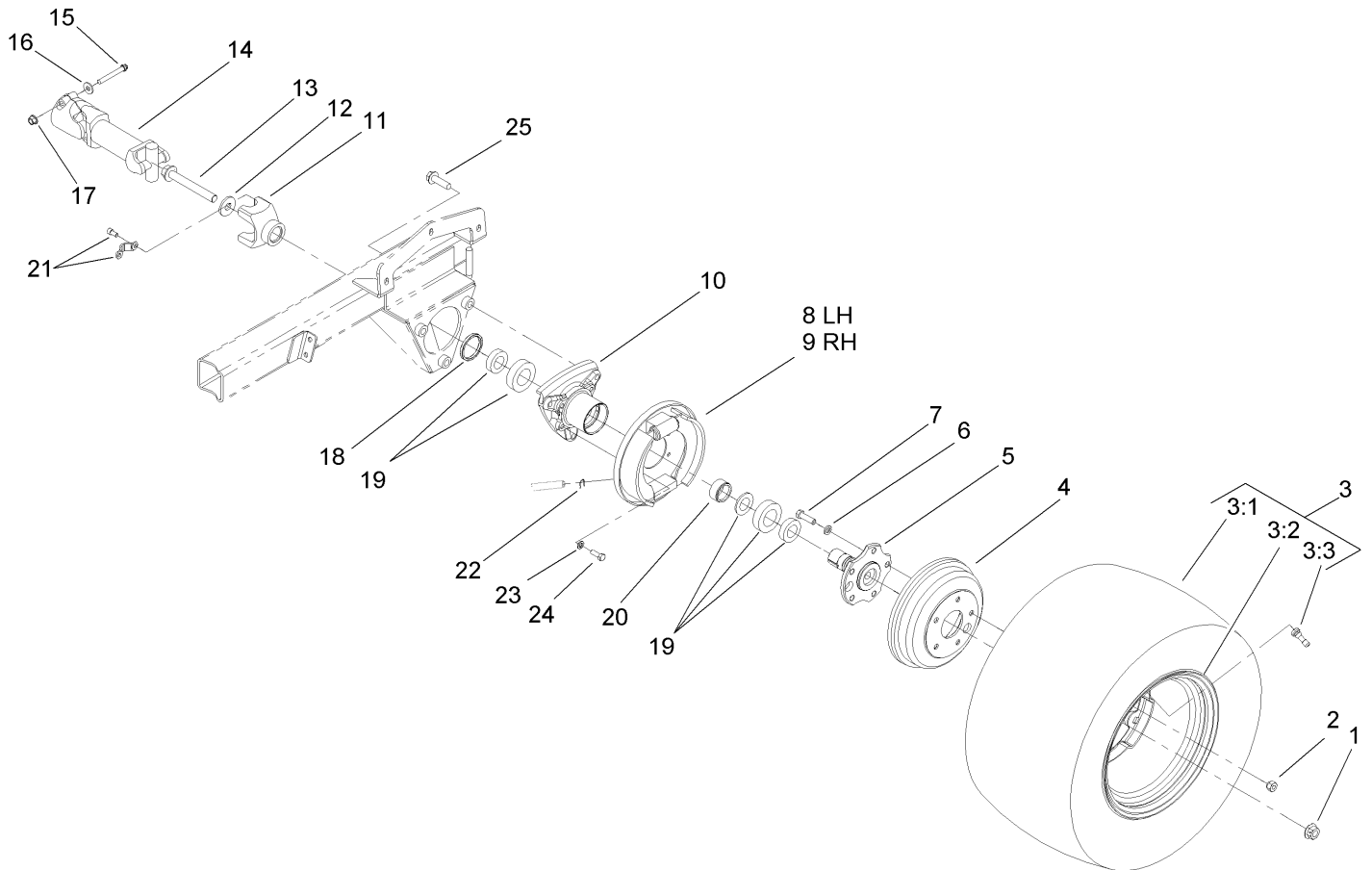
Ref	Part No.	Qty.	Description
1	92-0726	1	Shaft-Axle, Right
2	92-0728	1	Washer
3	92-0780	1	Bearing
4	92-0727	2	Washer
5	92-0756	3	Ring-Snap
6	92-0775	2	Bearing
7	92-0720	1	Case-Differential
8	92-0710	1	Ring Gear ASM (Incl. Counter Shaft)
9	92-0765	2	Pin-Parallel
10	92-0747	2	Side-Gear, Left Inner
11	92-0746	1	Gear-Side, RH
12	92-0748	2	Pinion-Differential
13	92-0750	2	Washer
14	92-0749	1	Shaft-Pinion
15	92-0768	2	Pin-Roll, Spring
16	92-0745	1	Gear-Side, LH
17	92-0803	12	Bolt
18	92-0776	1	Bearing
19	92-0793	2	Seal-Oil
20	92-0725	1	Shaft-Axle, Left
21	100-6926	1	Cap-Sealing

--	--	--	--	--	--	--	--	--	--



Drive Shaft Assembly No. 100-8293

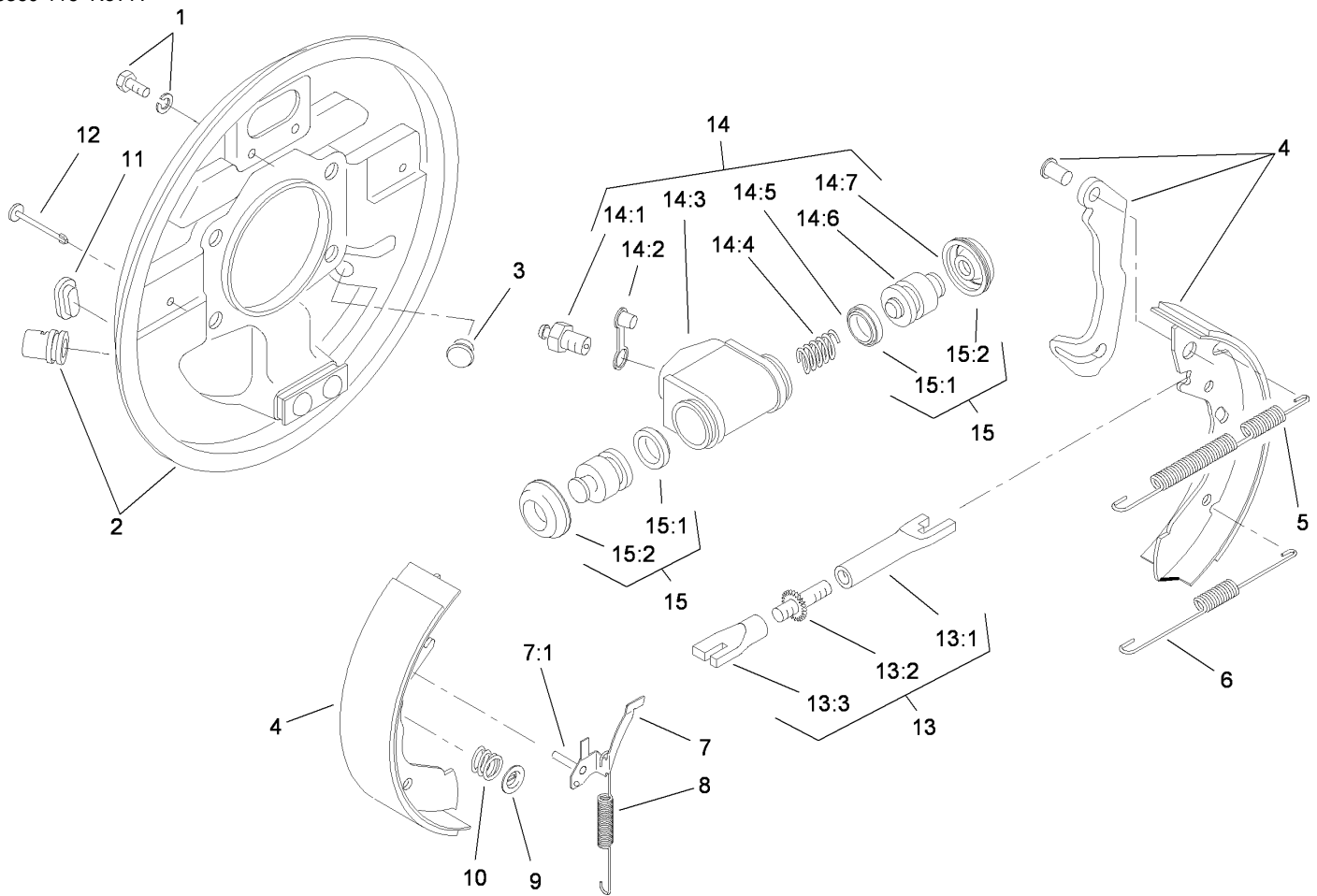
Ref	Part No.	Qty.	Description
1	3245-32	1	Screw-HSH
2	54-9180	2	U-Joint Kit
2:1	62-3820	1	Fitting-Grease
3	100-8631	1	Yoke-Tube And Slip Sleeve
4	302-56	1	Fitting-Grease
5	100-8634	1	Yoke And Shaft
6	100-8632	1	Yoke-Splined
7	100-8633	1	Yoke-Keyed



Rear Wheel and Brake Assembly

Ref	Part No.	Qty.	Description
1	105-1764	2	Nut-Flange, Side Lock
2	321077	10	Nut-Wheel
3	110-5134	2	Rear Tire And Wheel ASM
3:1	110-5132	1	Tire-Rear
3:2	87-6750	1	Wheel
3:3	232-27	1	Stem-Valve
4	93-7128	2	Drum-Brake
5	105-1717-03	2	Axle-Stub
6	3253-6	10	Washer-Lock
7	87-2080	10	Bolt-Hex, TAP
8	112-7961	1	LH Rear Brake ASM
9	112-7962	1	RH Rear Brake ASM
10	87-2240	2	Housing-Axle
11	92-4190	2	Yoke
12	104-9216	2	Washer-Hardened
13	105-1763	2	Screw-HHF
14	98-2918	2	Driveshaft ASM
15	98-2939	4	Screw-Cap
16	80-6990	4	Washer-Hardened
17	32128-36	4	Nut-HF
18	87-3590	2	Seal-Bearing
19	87-1970	2	Bearing
20	87-4060	2	Spacer-Bearing, Wheel
21	92-4189	2	Strap Kit

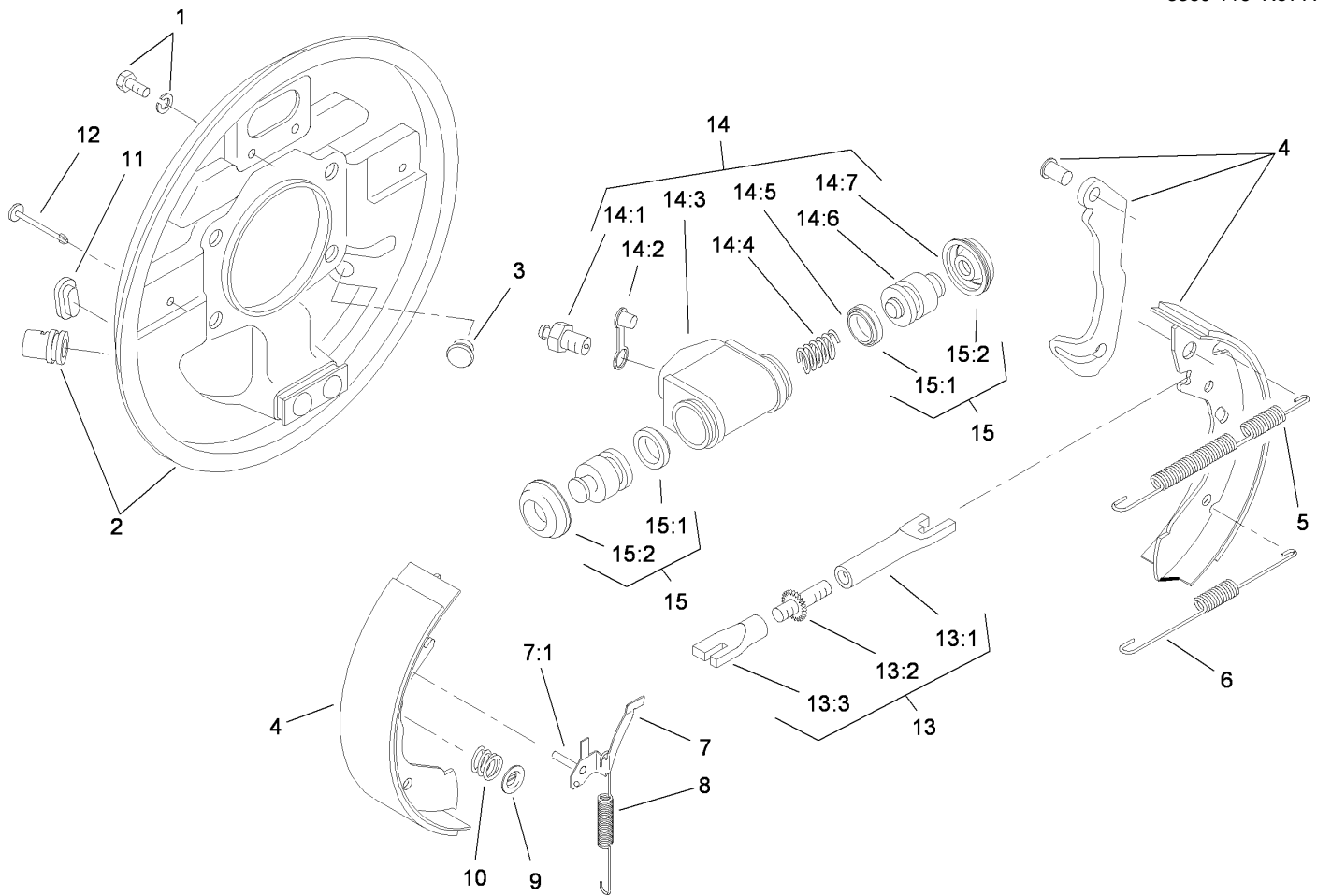
Ref	Part No.	Qty.	Description
22	87-3310	2	Clip-Cable, Brake
23	3253-21	8	Washer-Lock
24	323-6	8	Screw-HH
25	3234-22	6	Screw-HHF



LH Rear Brake Assembly No. 112-7961

Ref	Part No.	Qty.	Description
1	92-4135	2	Bolt-Set
2	112-7968	1	LH Backplate ASM
3	92-4146	1	Plunger ASM
4	112-7978	1	Lined Shoe Kit
5	92-4147	1	Spring-Return, Shoe (Upper, LH)
6	92-4149	1	Spring-Return, Shoe (Lower)
7	92-4123	1	LH Pawl Lever ASM
7:1		1	Pin-Pawl
8	92-4150	1	Spring-Adjuster, LH
9	92-4131	2	Washer-Hold Down, Shoe
10	92-4152	2	Spring-Hold Down, Shoe
11	92-4134	1	Plug-Inspection
12	92-4133	2	Pin-Hold Down, Shoe
13	92-4144	1	LH Adjuster ASM
13:1		1	Pushrod-Female
13:2		1	Bolt-Adjuster
13:3		1	Sleeve-Adjuster
14	92-4140	1	LH Wheel Cylinder ASM
14:1	92-4137	1	Screw-Bleed
14:2	92-4114	1	Cap-Screw, Bleed
14:3		1	Body
14:4		1	Spring
14:5		2	Seal-L Type
14:6		2	Piston

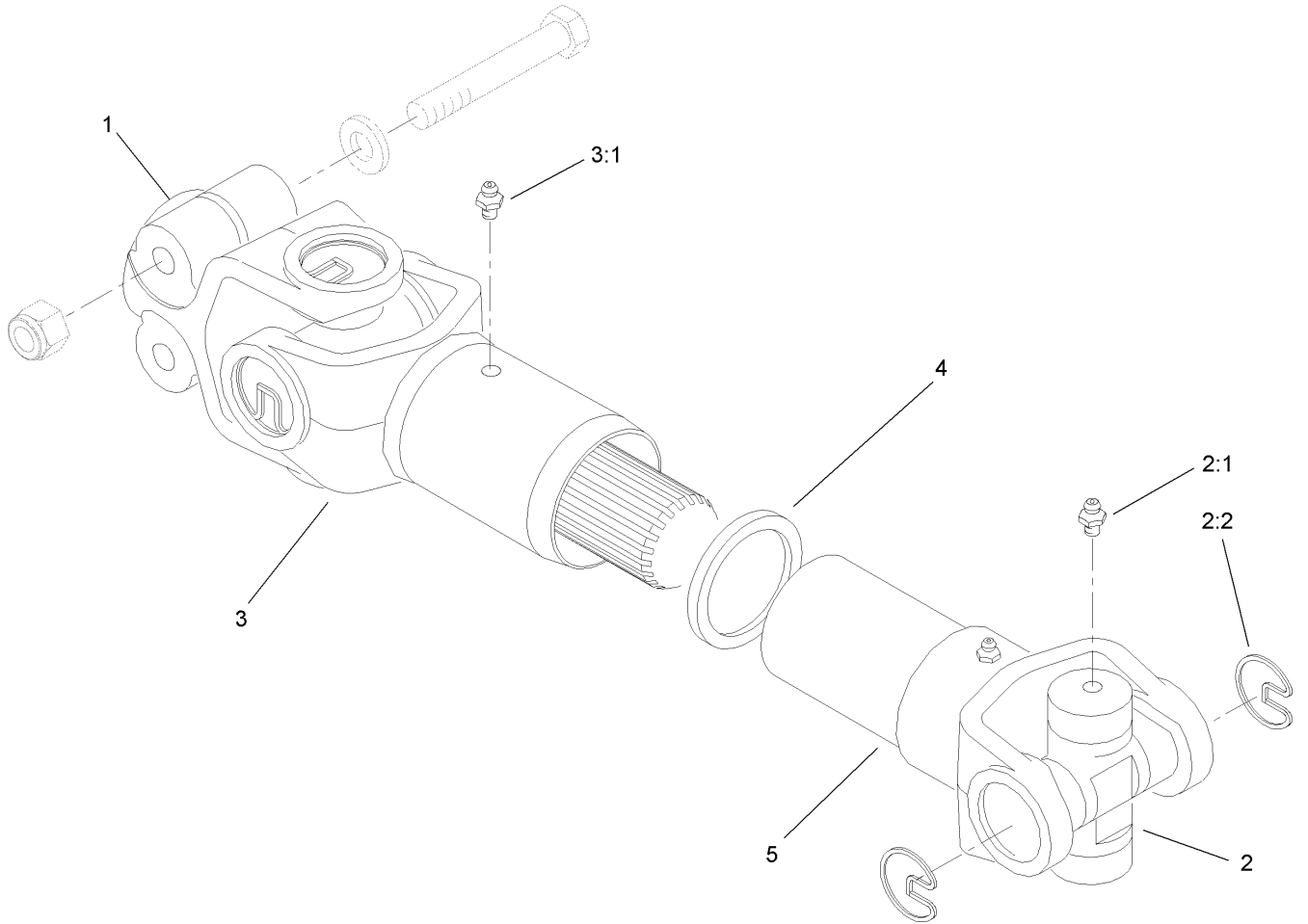
Ref	Part No.	Qty.	Description
14:7		2	Cover-Dust
15	92-4142	1	Seal Kit
15:1		2	Seal-L Type
15:2		2	Cover-Dust



RH Rear Brake Assembly No. 112-7962

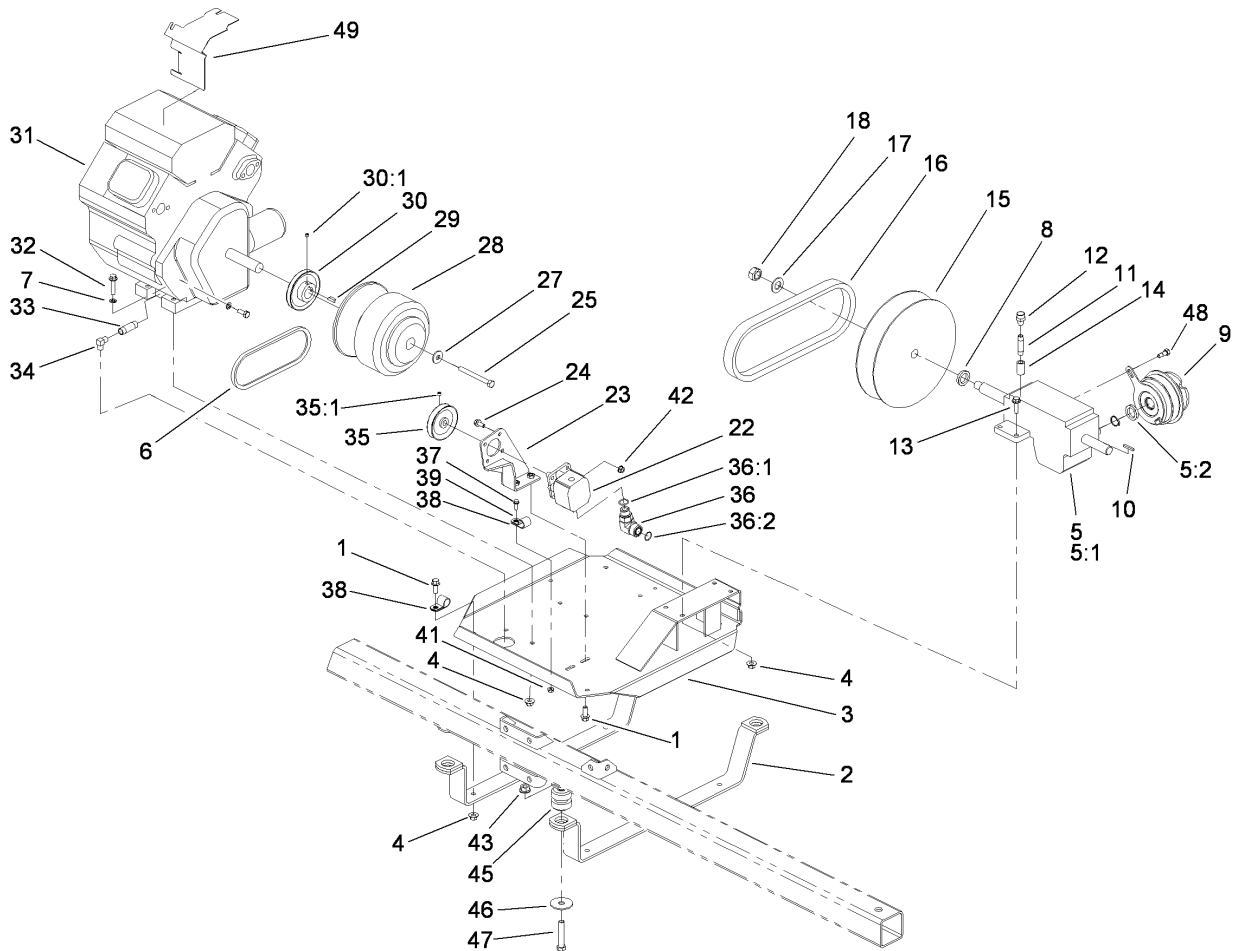
Ref	Part No.	Qty.	Description
1	92-4135	2	Bolt-Set
2	112-7967	1	RH Backplate ASM
3	92-4146	1	Plunger ASM
4	112-7978	1	Lined Shoe Kit
5	92-4148	1	Spring-Return, Shoe (Upper, RH)
6	92-4149	1	Spring-Return, Shoe (Lower)
7	92-4124	1	RH Pawl Lever ASM
7:1		1	Pin-Pawl
8	92-4151	1	Spring-Adjuster, RH
9	92-4131	2	Washer-Hold Down, Shoe
10	92-4152	2	Spring-Hold Down, Shoe
11	92-4134	1	Plug-Inspection
12	92-4133	2	Pin-Hold Down, Shoe
13	92-4145	1	RH Adjustor ASM
13:1		1	Pushrod-Female
13:2		1	Bolt-Adjuster
13:3		1	Sleeve-Adjuster
14	92-4141	1	RH Wheel Cylinder ASM
14:1	92-4137	1	Screw-Bleed
14:2	92-4114	1	Cap-Screw, Bleed
14:3		1	Body
14:4		1	Spring
14:5		2	Seal-L Type
14:6		2	Piston

Ref	Part No.	Qty.	Description
14:7		2	Cover-Dust
15	92-4142	1	Seal Kit
15:1		2	Seal-L Type
15:2		2	Cover-Dust



Driveshaft Assembly No. 98-2918

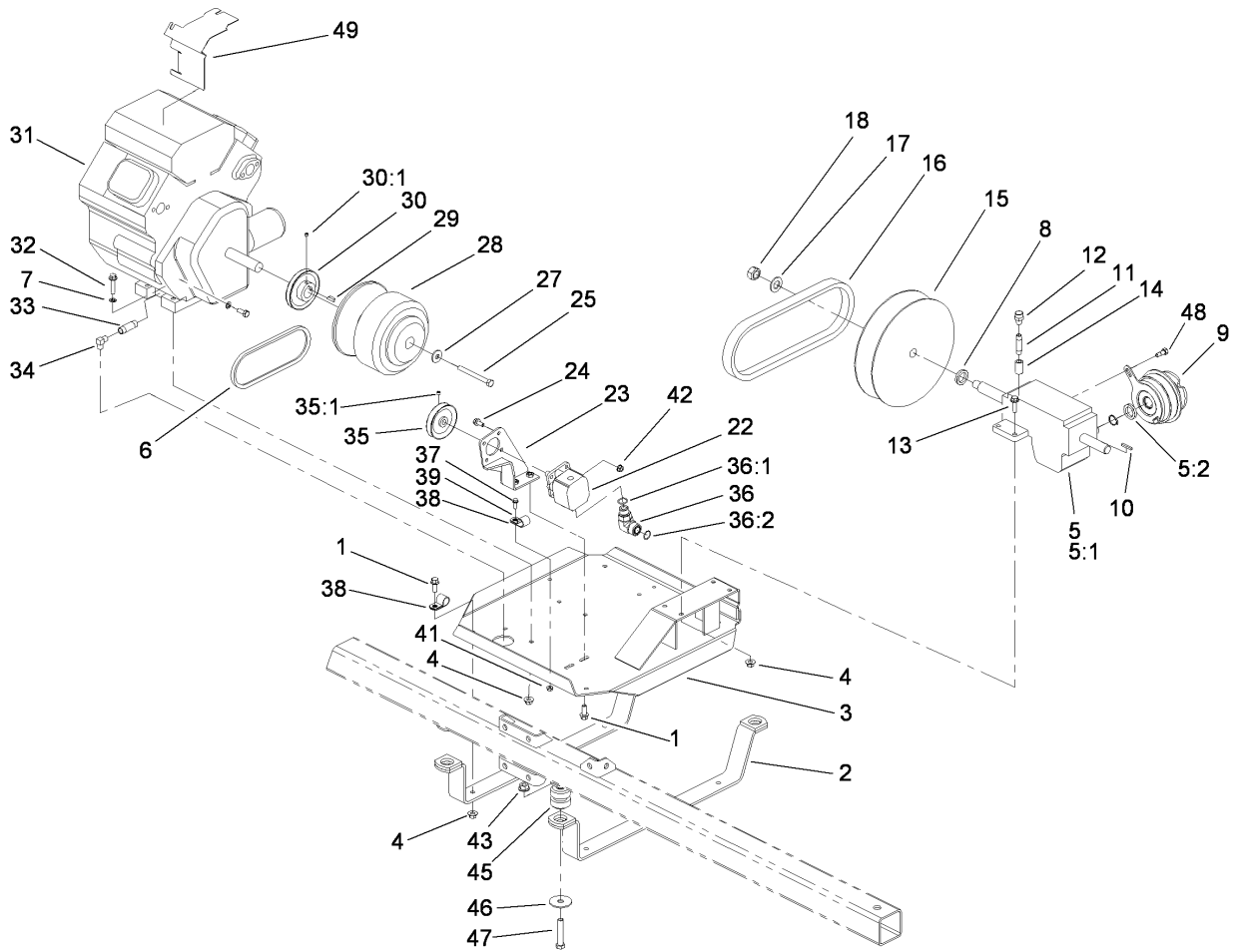
Ref	Part No.	Qty.	Description
1	98-2940	1	Yoke
2	92-4187	2	Cross And Bearing Kit
2:1	302-58	2	Fitting-Straight
2:2	92-4188	2	Ring-Snap
3	92-4179	1	Yoke-Tube, Shaft And Seal
3:1	302-5	1	Fitting-Grease
4	92-4180	1	Seal
5	92-4182	1	Yoke And Hub



Engine and Gearbox Assembly

Ref	Part No.	Qty.	Description
1	3234-11	6	Screw-HHF
2	100-8377-03	2	Strap-Support, Engine
3	100-8357-03	1	Plate-Mounting, Engine
4	32128-43	12	Nut-Flange
5	108-3352	1	Pump Drive Gearbox ASM
5:1		1	Gearbox-Drive, Pump
5:2	108-3301	1	Retainer-Spacer
6	100-8372	1	Belt-Steering
7	3255-9	1	Washer-Lock
8	100-8390	1	Spacer
9	100-8290	1	Clutch-Electric, Pump (Drive)
10	92-0049	1	Key-Square
11	106-4869	1	Pipe-Coupling
12	100-6931	1	Breather
13	3234-24	4	Screw-HHF
14	104-8766	1	Nipple
15	100-8289	1	Drive Pulley ASM
16	108-3566	1	Belt
17	3256-28	1	Washer-Flat
18	100-8486	1	Nut-Locking, LH
22	100-8302	1	Pump-Steering
23	100-8368-03	1	Bracket-Pump, Steering
24	322-4	4	Screw-HH
25	3212-16	1	Screw-HH

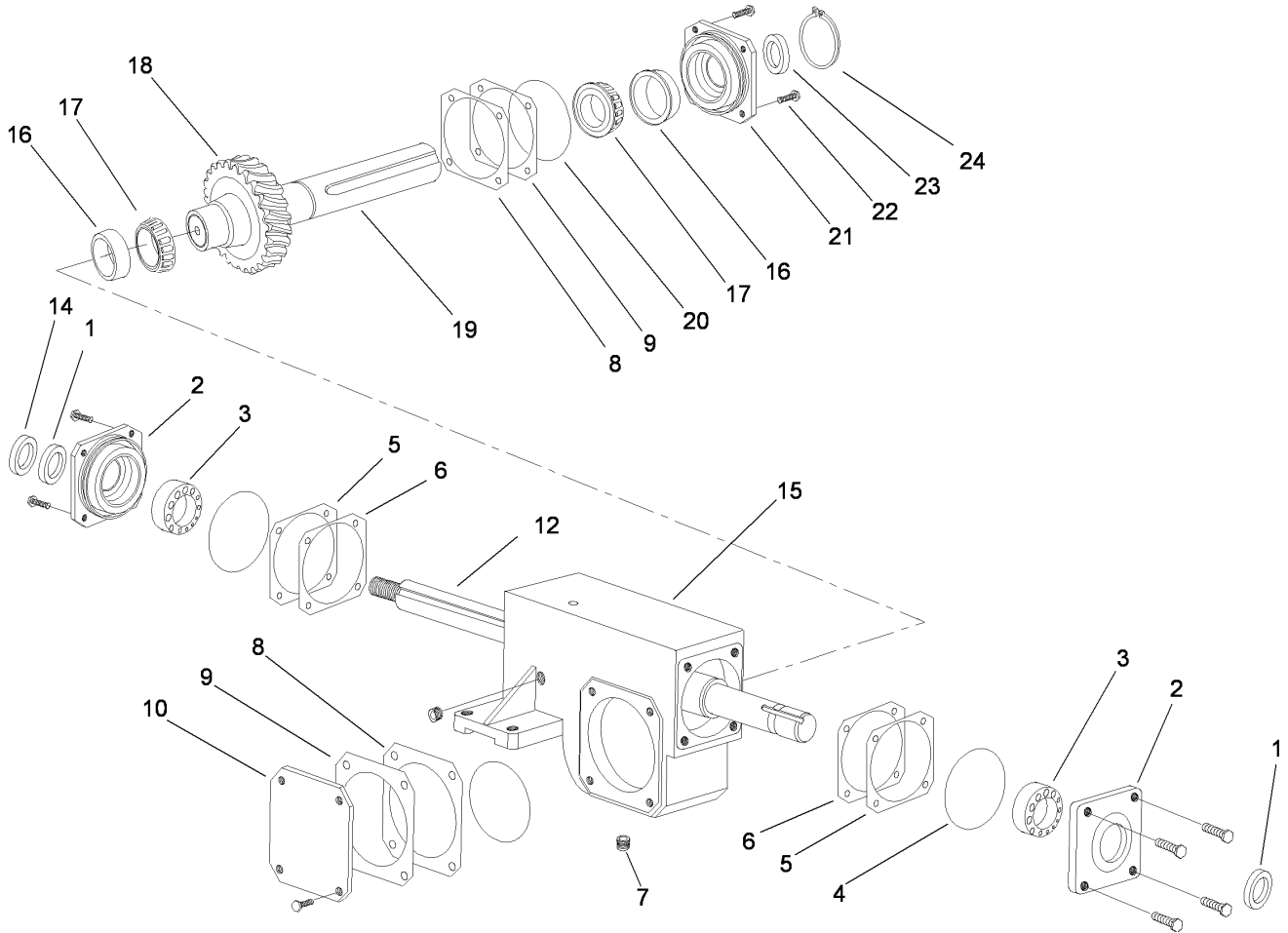
Ref	Part No.	Qty.	Description
27	710128	1	Washer
28	100-8288	1	Clutch-Driver
29	100-8260	1	Key-Shaft
30	92-0488	1	Pulley-Pump
30:1	3246-2	2	Screw-Set, HSH
31		1	Engine-Kohler, Ch20S-64647
32	3234-19	4	Screw-HHF
33	92-3647	1	Nipple
34	95023	1	Elbow-90 DEG
35	100-8371	1	Pulley-Pump
35:1	3246-2	2	Screw-Set, HSH
36	340-16	1	Fitting-HYD, 90 DEG
36:1	237-80	1	O-Ring
36:2	237-58	1	O-Ring
37	3234-4	1	Screw-HHF
38	2412-81	3	Clamp-R
39	3256-22	1	Washer-Flat
41	32128-33	1	Nut-HF
42	32128-20	4	Nut-HF
43	32128-49	4	Nut-HHF
45	106-7865	4	Engine Mount ASM
46	41985	4	Washer-Special
47	325-11	4	Screw-HH
48	59-5400	1	Bolt-Shoulder



Engine and Gearbox Assembly (continued)

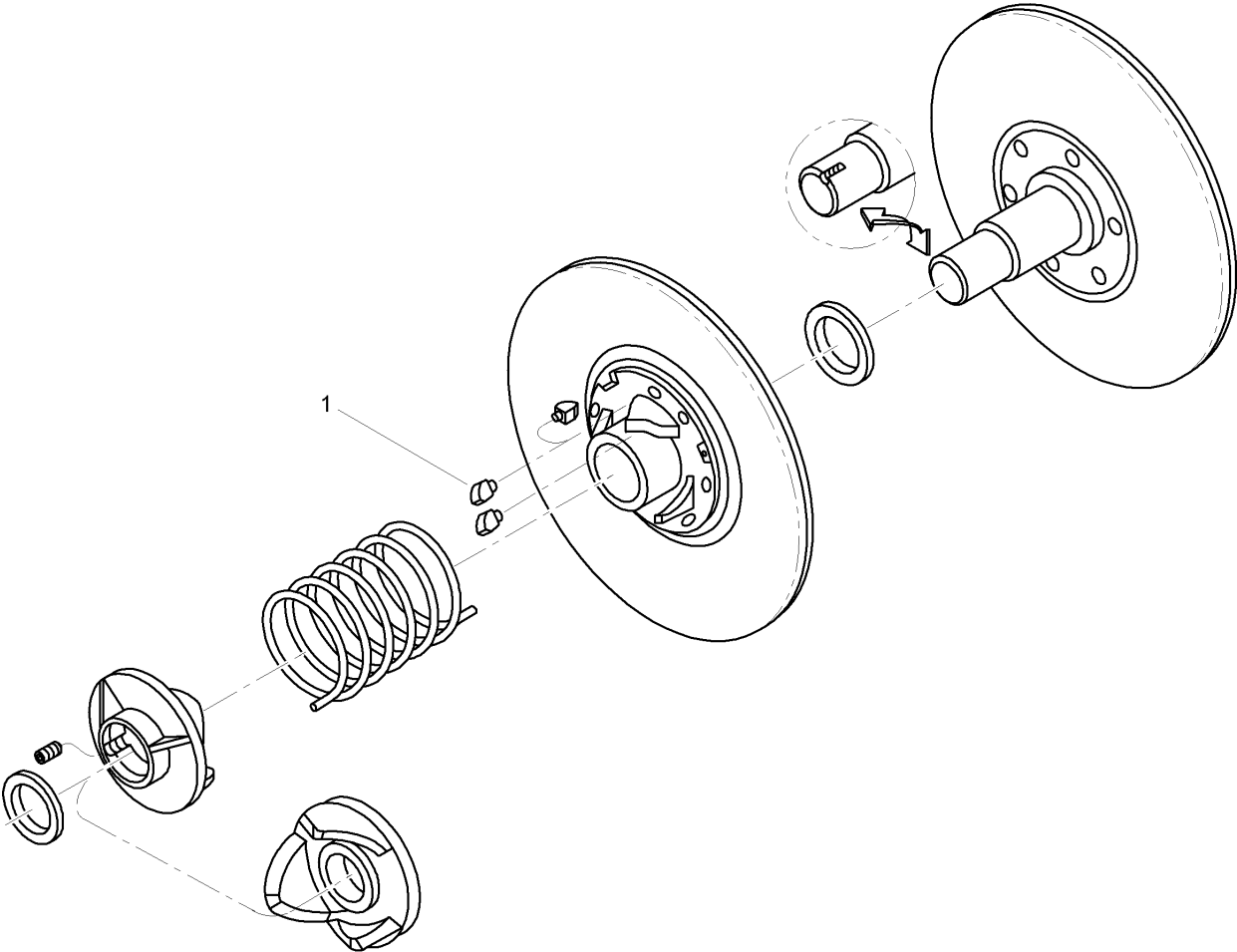
Ref	Part No.	Qty.	Description
49	112-7993-03	1	Baffle-Engine

--	--	--	--



Pump Drive Gearbox Assembly No. 108-3352

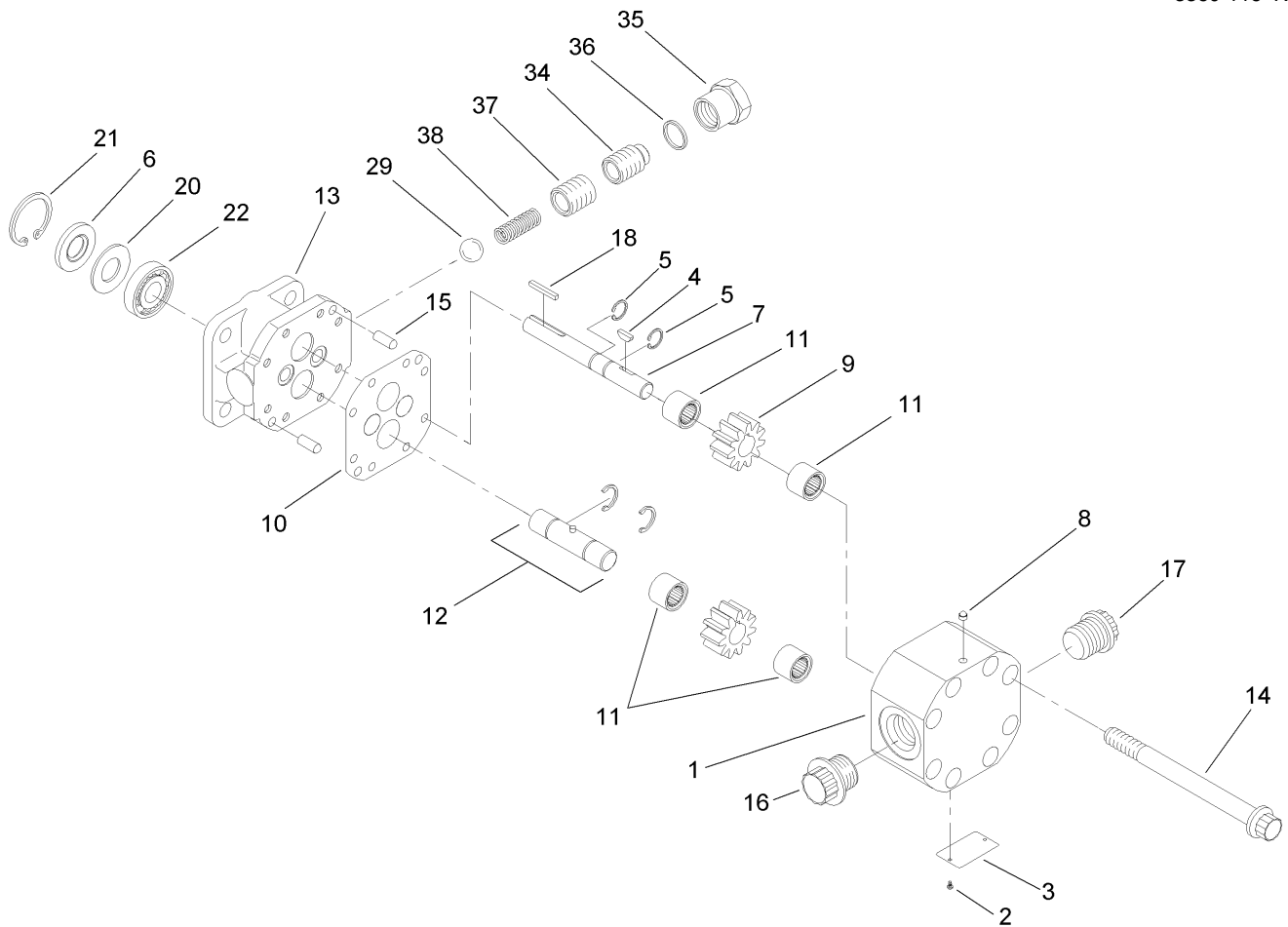
Ref	Part No.	Qty.	Description
1	100-6929	2	Seal
2	100-6930	2	Cap-Open
3	251-348	2	Bearing-Ball
4	100-6932	2	O-Ring
5	100-6933	2	Shim-Red, .002
6	100-6934	2	Shim-Blue, .005
7	281-10	3	Plug
8	100-6936	2	Shim-Blue, .005
9	100-6937	2	Shim-Red, .002
10	100-6938	1	Cap-Closed
12	100-6940	1	Shaft-Worm
14	100-8390	1	Spacer
15		1	Housing-Gearbox
16	254-72	2	Bearing-Cup, Tapered
17	254-94	2	Bearing-Cone, Tapered
18	100-6944	1	Gear-Worm, S/1
19	100-6946	1	Shaft-Output
20	237-161	2	O-Ring
21	100-6948	1	Cap-Open
22	321-3	16	Screw-HH
23	104-8764	1	Seal-Viton
24	108-3302	1	Ring-Snap



Drive Pulley Assembly No. 100-8289

Ref	Part No.	Qty.	Description
1	104-1683	6	Button

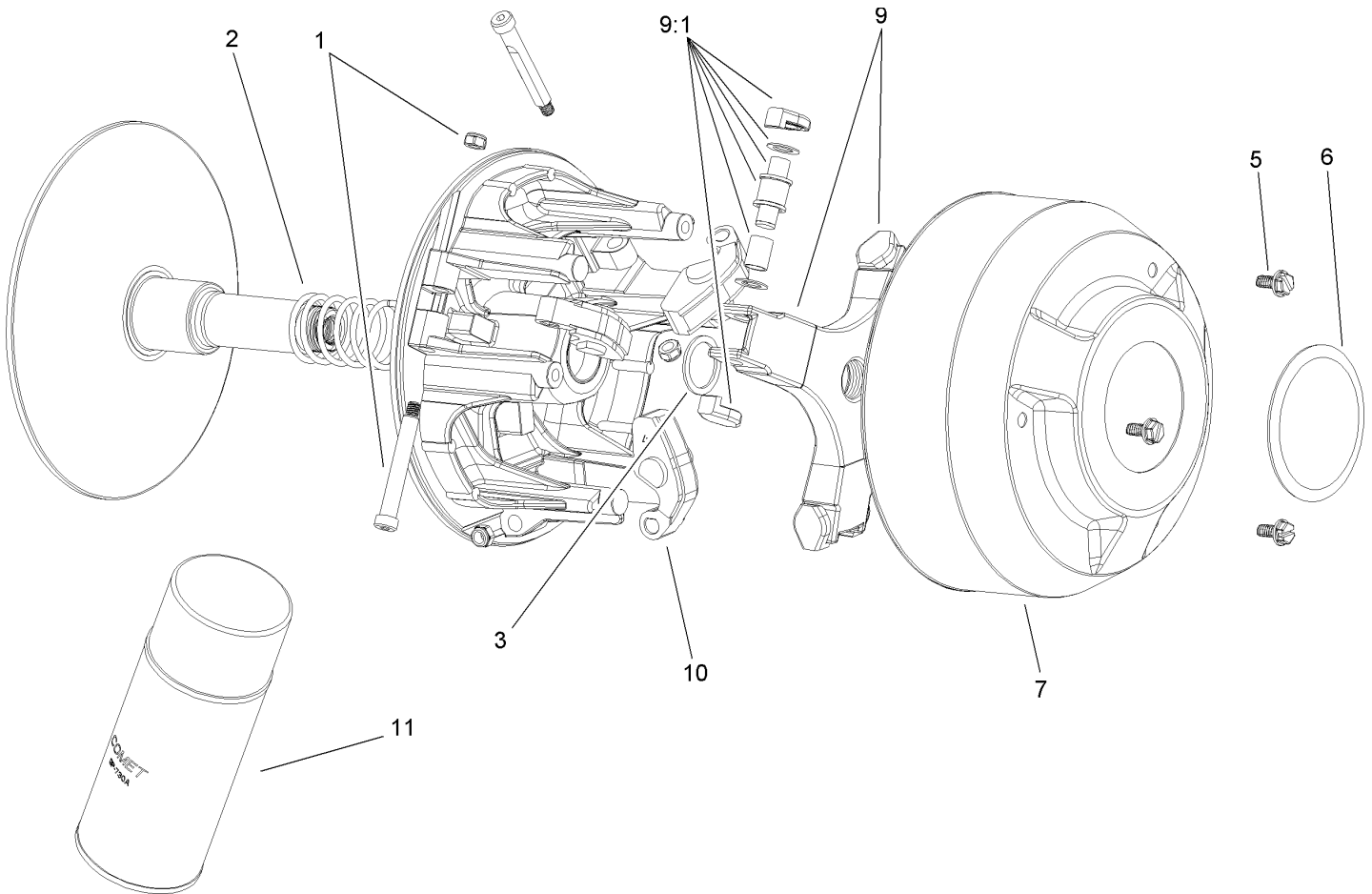
--	--	--	--



Steering Pump Assembly No. 100-8302

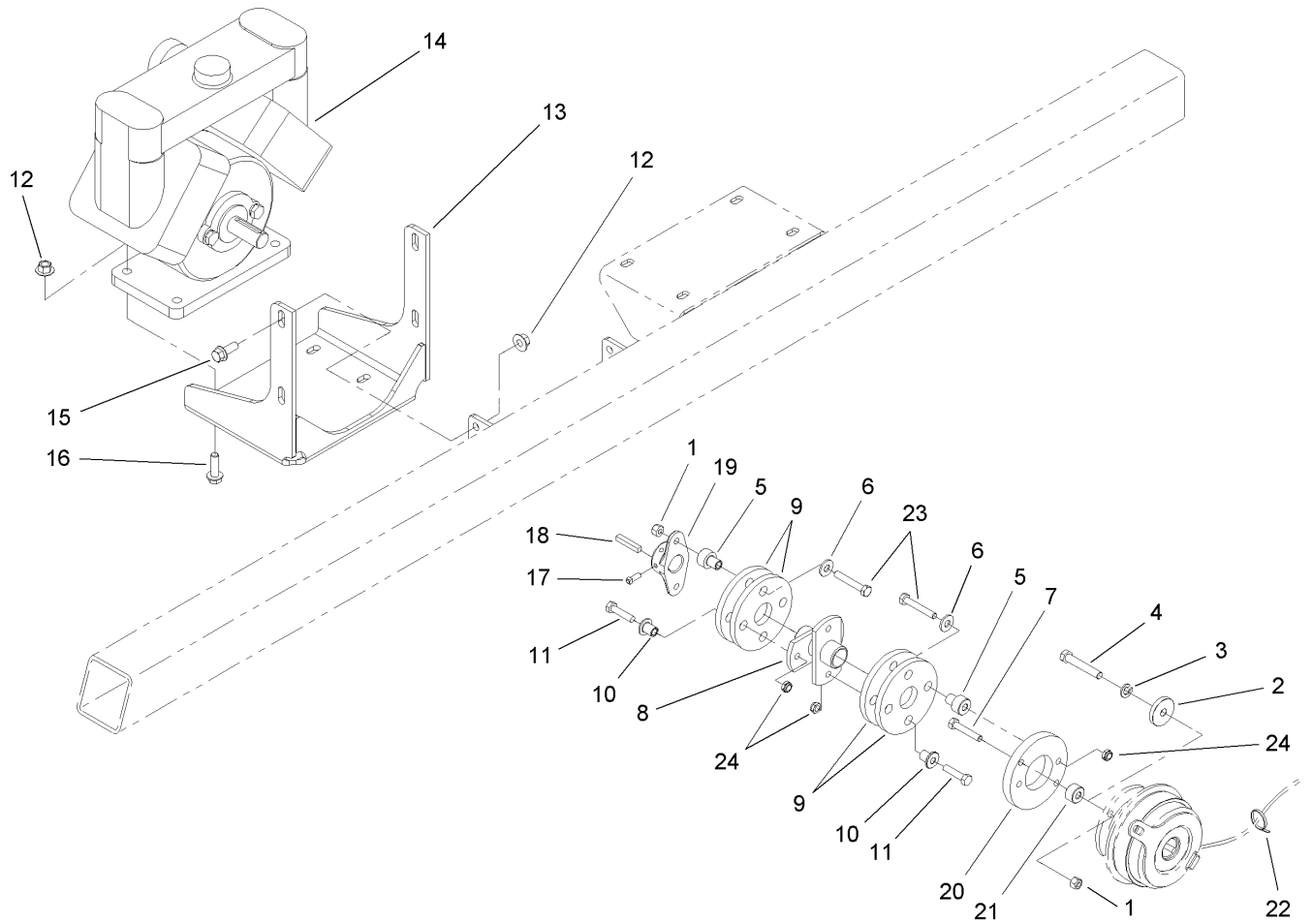
Ref	Part No.	Qty.	Description
1		1	Housing
2		2	Washer
3		1	Plate-Name
4	100-8270	1	Key
5	92-3961	2	C-Ring
6	100-8275	1	Seal
7	106-6852	1	Shaft-Drive
8	100-8269	1	Plug-Beta
9	106-6853	1	Gear
10	106-6854	1	Gasket Kit
11	106-6855	4	Bearing-Needle
12		1	Shaft-Idler
13		1	Stator
14	100-8268	8	Screw
15	92-2176	2	Pin-Shear
16		1	Plug
17		1	Plug
18	92-3876	1	Key-Shaft
20	92-2186	1	Spacer
21	92-3873	1	Snap Ring
22	92-2191	1	Bearing-Ball
29	100-8273	1	Ball-Steel
34	100-8272	1	Screw
35	92-2184	1	Cap-Hex, Relief Valve

Ref	Part No.	Qty.	Description
36	92-2180	1	Gasket-Copper
37	92-3870	1	Spring
38	92-3871	1	Spring



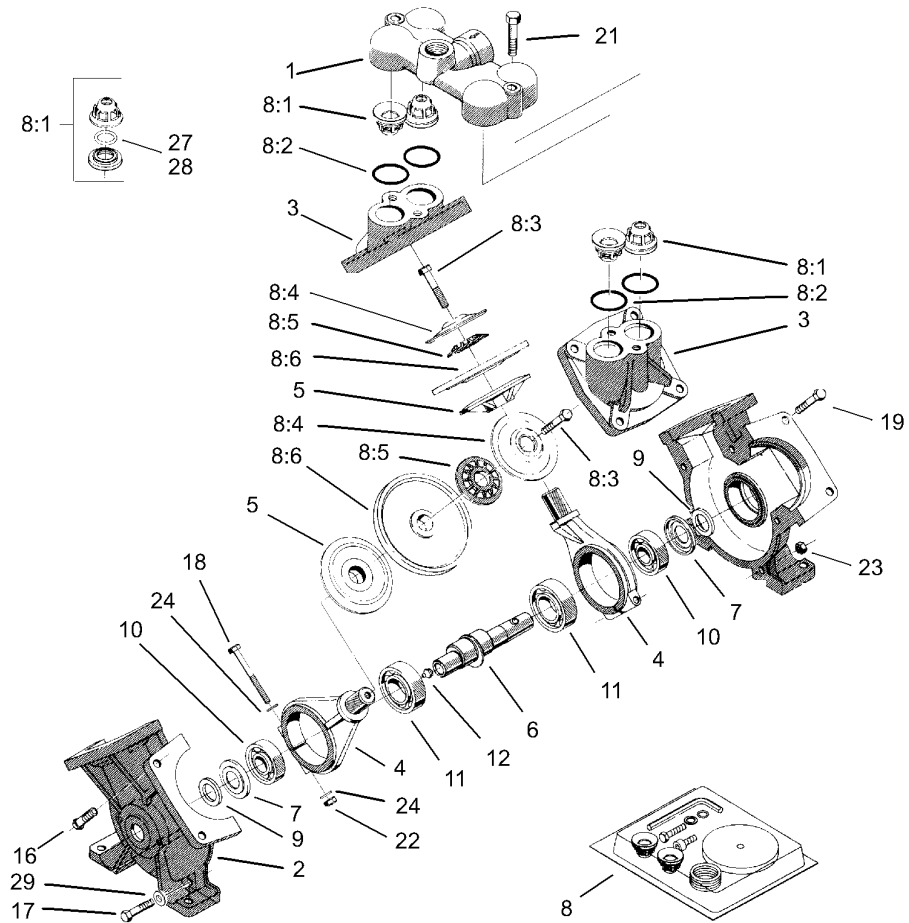
Driver Clutch Assembly No. 100-8288

Ref	Part No.	Qty.	Description
1	104-4256	1	Pivot Bolt And Nut Kit
2	100-6921	1	Spring-White
3	104-1687	1	Spacer
5	3234-26	3	Screw
6	104-1690	1	Cap
7	104-1691	1	Cover
9	108-3047	1	Spider ASM
9:1	110-2642	1	Spider Replacement Parts Kit
10	100-6922	1	Arm-Cam
11	104-7011	1	Lubricant-Dry



Pump Assembly

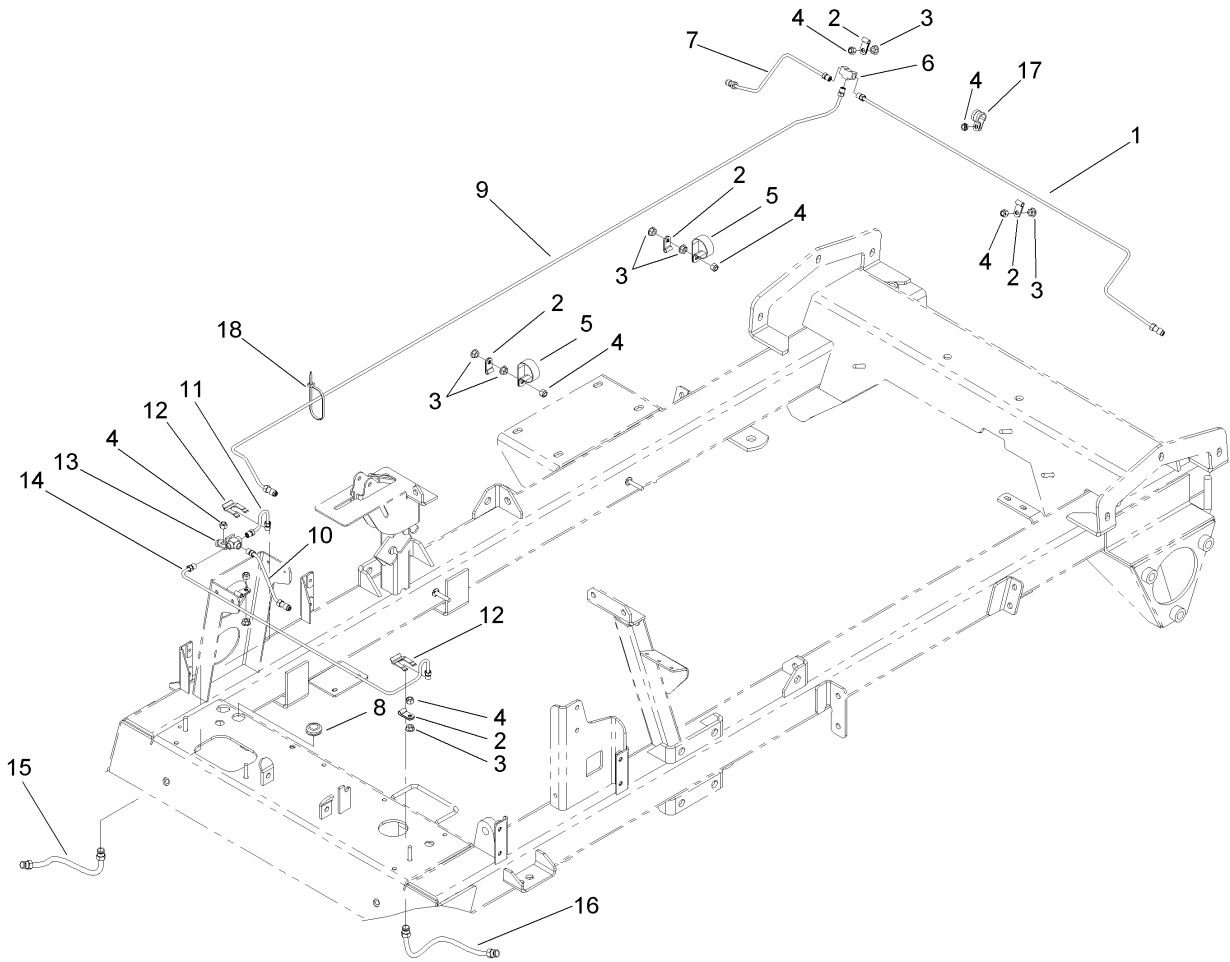
Ref	Part No.	Qty.	Description
1	3296-29	4	Nut-Lock, NI
2	100-8391	1	Retainer-Clutch, Electric
3	3253-5	1	Washer-Lock
4	3211-10	1	Screw-HH
5	71-4410	4	Spacer
6	3256-3	4	Washer-Flat
7	322-9	2	Screw-HH
8	107-8750-03	1	Drive-Coupler
9	44-2230	4	Coupling-Rubber
10	71-4411	4	Spacer
11	322-17	4	Screw-HH
12	32128-43	8	Nut-Flange
13	107-8622-03	1	Mount-Pump
14	106-5121	1	Pump
15	3234-11	4	Screw-HHF
16	3234-24	4	Screw-HHF
17	3241-5	2	Screw-Set
18	5-7280	1	Key
19	110-5227	1	Hub-Pump
20	100-8435	1	Adapter-Clutch
21	104-8763	2	Spacer
22	3290-379	4	Tie-Cable
23	322-10	4	Screw-HH
24	99-6007	6	Nut-Lock, NI



Pump Assembly No. 106-5121

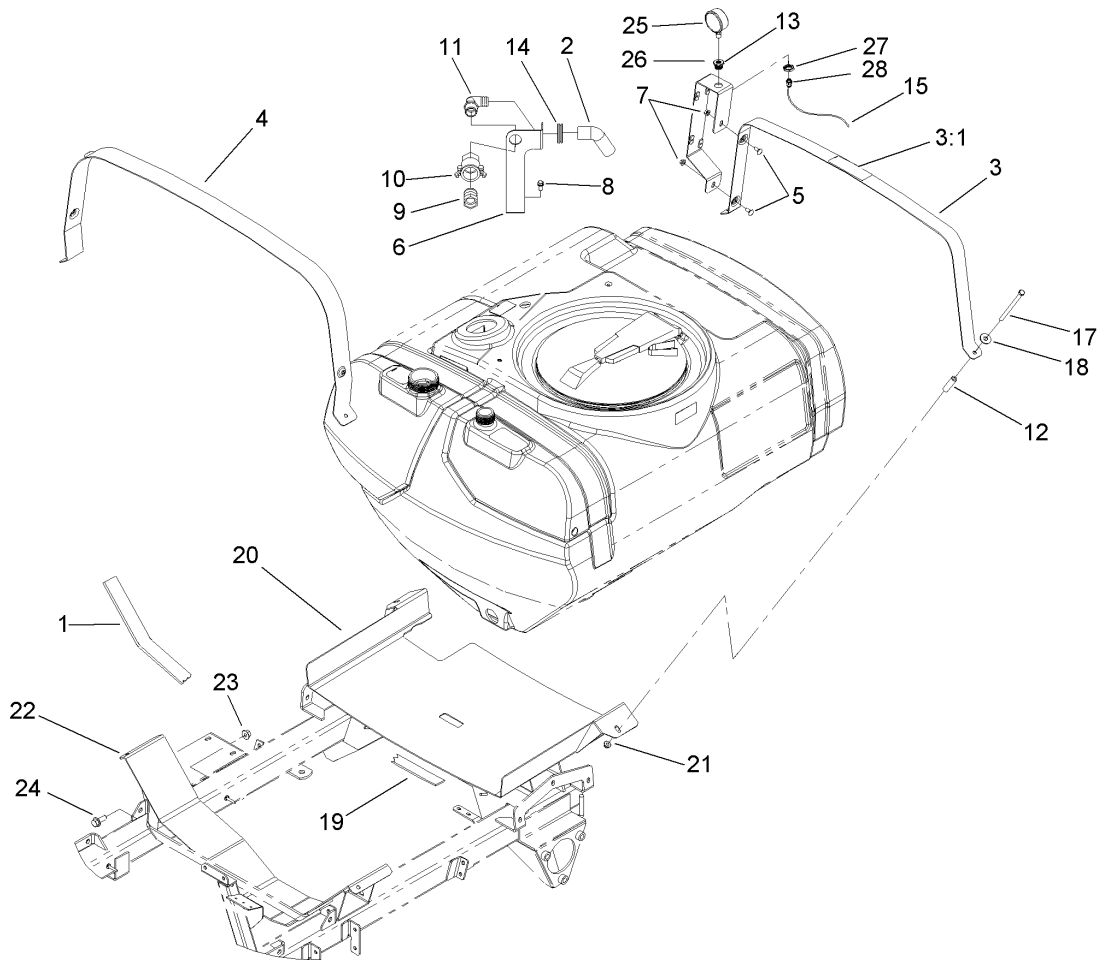
Ref	Part No.	Qty.	Description
1	106-5139	1	Cover-Valve
2	106-5140	2	Housing-Pump
3	106-5141	2	Cover-Diaphragm
4	106-5142	2	Rod-Connecting
5	100-8314	2	Disc-Back, Diaphragm
6	104-9052	1	Crankshaft-Keyed
7	100-8325	2	Plate-Dust
8	106-5150	1	Repair Kit
8:1	100-8307	4	Valve
8:2	100-6652	4	Gasket
8:3	106-5147	2	Bolt
8:4	100-8311	2	Washer
8:5	100-8312	2	Washer-Nylon
8:6	100-8313	2	Diaphragm
9	99-0868	2	Felt-Seal
10	100-8327	2	Bearing-Ball
11	100-8329	2	Bearing-Ball
12	99-0873	1	Fitting-Grease
16	106-5143	3	Bolt
17	106-5144	2	Bolt
18	106-5145	2	Bolt
19	106-5146	8	Bolt
21	106-5148	2	Bolt
22	100-8326	2	Nut-Hex

Ref	Part No.	Qty.	Description
23	106-5149	5	Nut
24	100-8316	4	Washer-Lock
27	100-8336	4	O-Ring
28	106-5138	4	O-Ring
29	106-5137	2	Washer



Hydraulic Brake Line Assembly

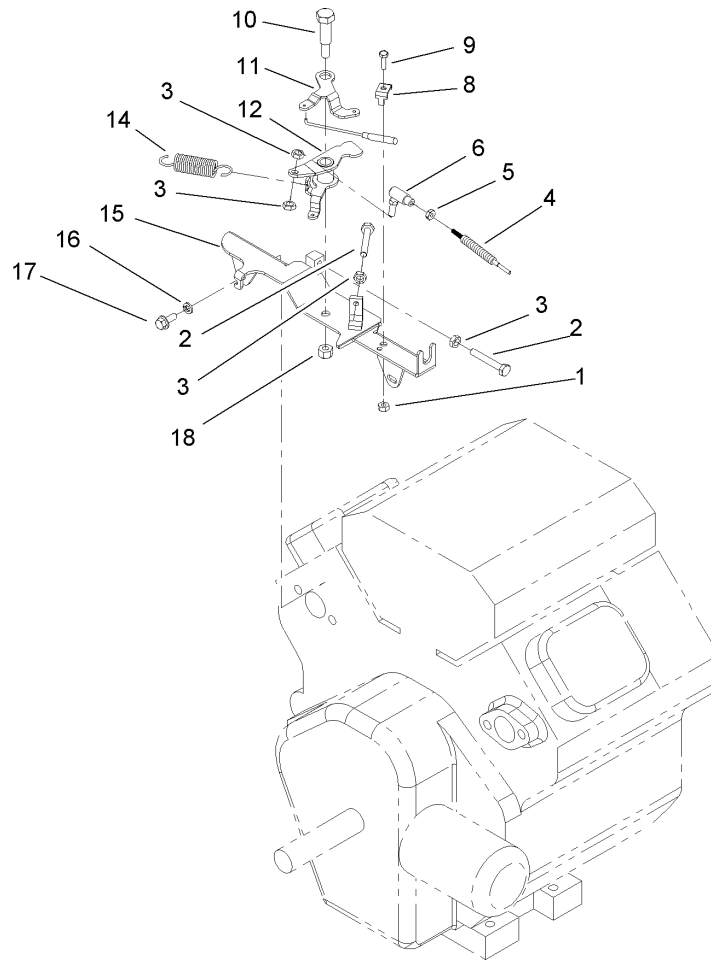
Ref	Part No.	Qty.	Description
1	100-8511	1	Tube-Brake, Rear (LH)
2	2412-149	6	Clamp-Hose
3	32128-33	8	Nut-HF
4	3296-42	8	Nut-Lock, NI
5	2412-147	2	Clamp
6	98346	1	Fitting-Tee
7	100-8510	1	Tube-Brake, Rear (RH)
8	1-543296	2	Grommet
9	100-8509	1	Brake Tube ASM
10	100-8506	1	Brake Tube ASM
11	100-8508	1	Tube-Brake, Front (RH)
12	87-3580	2	Clip-Retainer
13	87-3560	1	Tee
14	100-8507	1	Tube-Brake, Front (LH)
15	100-8420	1	Hose-Brake, Front
16	100-8467	1	Hose-Brake, Front (LH)
17	2412-134	1	R-Clamp
18	3290-379	6	Tie-Cable



Tank and Saddle Assembly

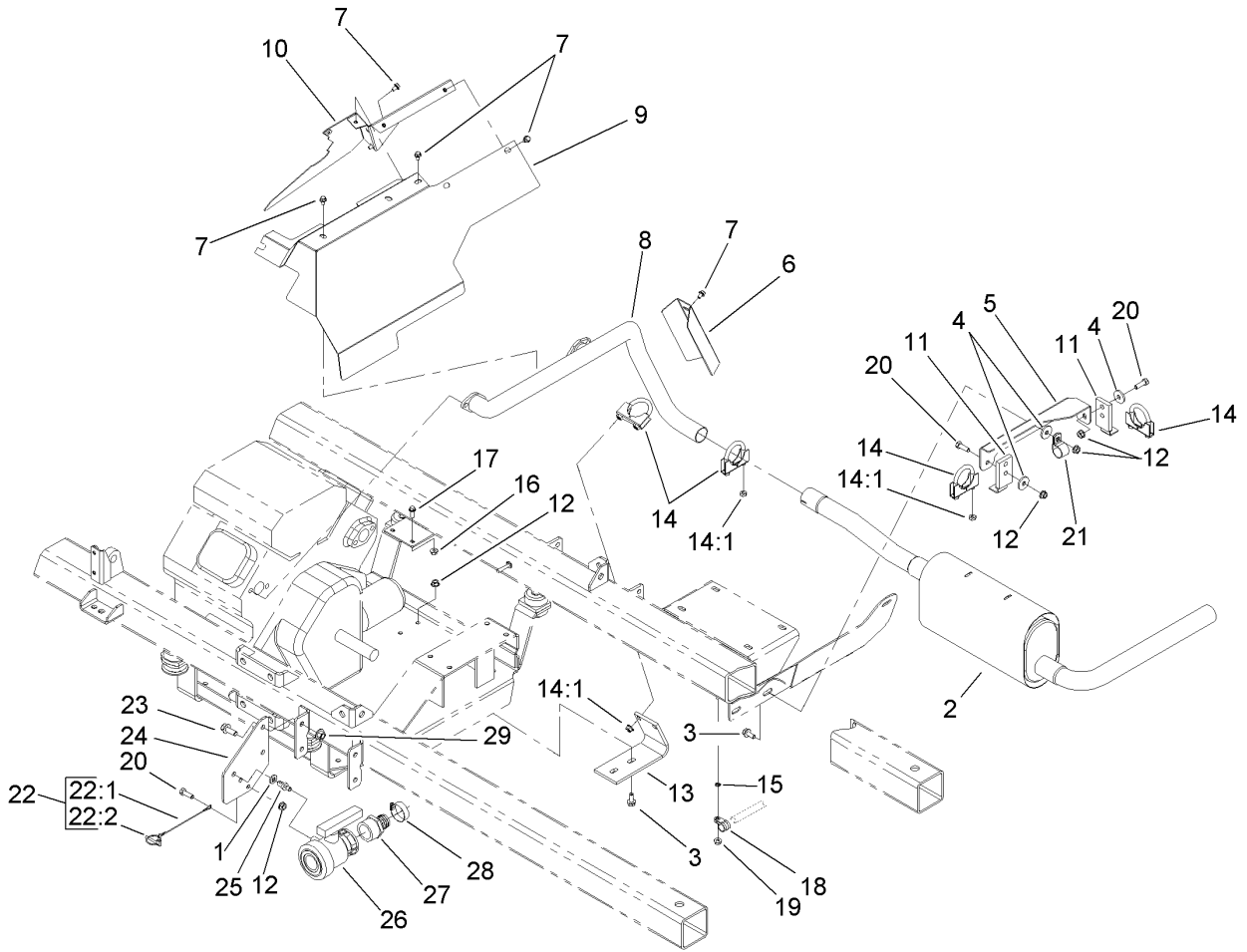
Ref	Part No.	Qty.	Description
1	100-8573	2	Foam-Saddle, Front
2	110-5088	1	Hose-Fill
3	106-5048	1	Tank Band ASM
3:1	106-5016	1	Decal-Caution, Electric Shock
4	106-5063-03	1	Band-Tank, Front
5	3230-1	2	Bolt-CARR
6	110-5082-03	1	Bracket-Anti-Siphon
7	32128-20	2	Nut-HF
8	3234-5	1	Screw-HHF
9	41316	1	Adapter-Quick
10	100-6779	1	Coupling-Female
11	41140	1	Elbow
12	99-7375	1	Hose-Breather
13	112-7946-03	1	Tee-Bracket, Mounting
14	110-5090	1	Grommet
15	104-8989	1	Tubing-Pressure
17	323-58	4	Bolt-TAP, HH
18	94-2701	4	Washer-Hardened
19	100-8574	3	Foam-Saddle, Right Rear
20	108-3356-03	1	Rear Saddle ASM
21	104-8301	4	Nut-Flange, NI
22	100-8565-03	1	Front Saddle ASM
23	32128-49	4	Nut-HHF
24	3234-32	4	Screw-HHF

Ref	Part No.	Qty.	Description
25	110-5080	1	Gauge-Pressure
26	100-8665	1	Reducer-Gauge, Pressure
27	100-8666	1	Nut-Reducer
28	100-8667	1	Coupler-Reducer



Throttle Linkage Assembly

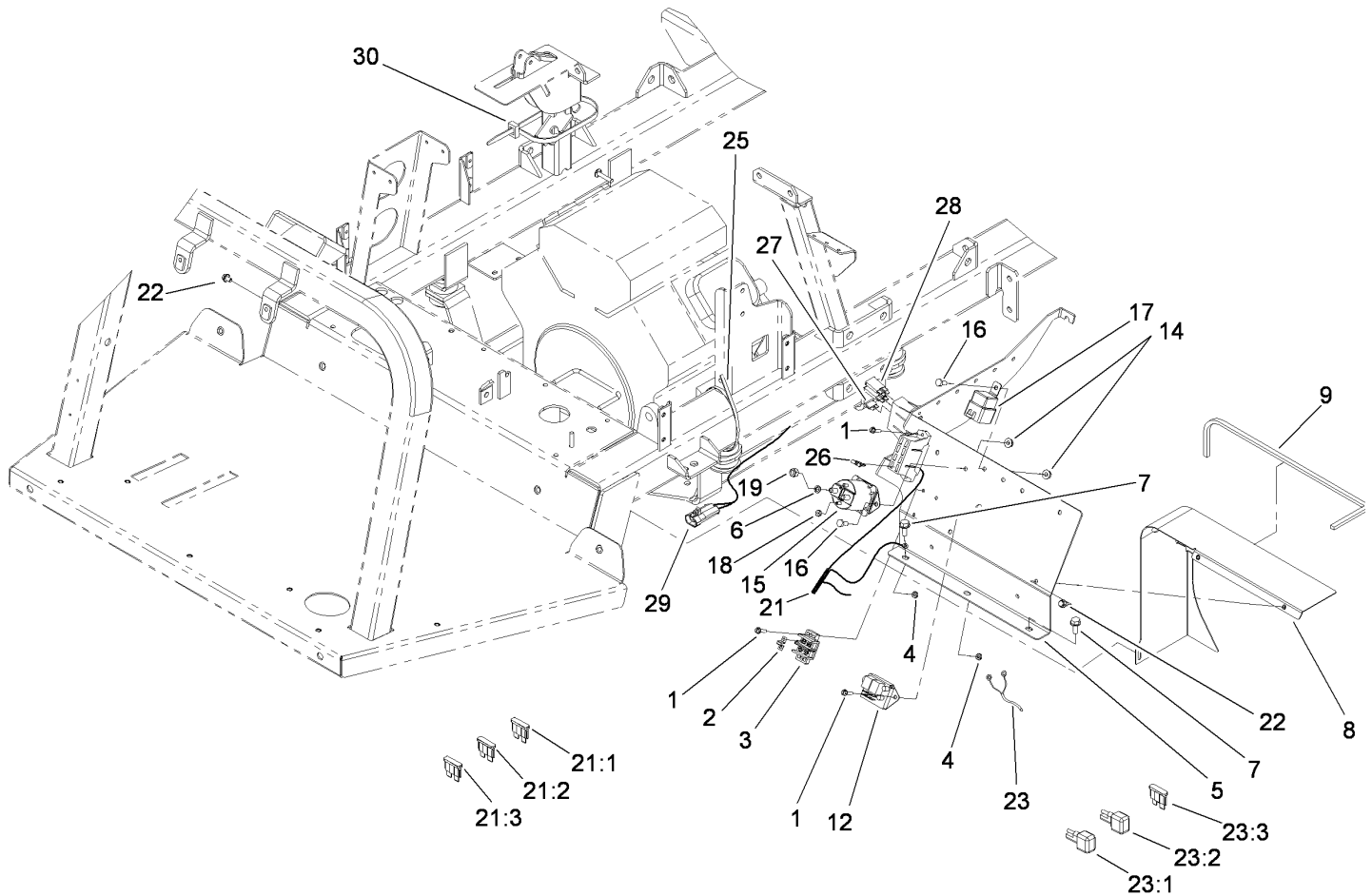
Ref	Part No.	Qty.	Description
1	3296-2	1	Nut-Lock
2	108-3660	2	Screw-TAP
3	3220-1	4	Nut-Jam
4	100-8383	1	Cable-Accelerator
5	3219-14	1	Nut-Hex
6	100-8559	1	Ball Joint ASM
8	92-0477	1	Clamp-Cable
9	3290-134	1	Screw
10	7-0030	1	Bolt-Shoulder
11	87-7790	1	Lever-Choke
12	100-8558	1	Lever-Throttle
14	67-1450	1	Spring-Idler
15	100-8557	1	Lever-Throttle
16	48-8020	4	Washer-Spring
17	33103-016	4	Screw-HHF
18	3296-29	1	Nut-Lock, NI



Exhaust Assembly

Ref	Part No.	Qty.	Description
1	62-1230	2	Washer-Rubber
2	110-5119	1	Muffer Tailpipe ASM
3	3234-5	4	Screw-HHF
4	356303	4	Washer
5	108-3678-03	1	Bracket-Muffer
6	100-8409-03	1	Shield-Exhaust, Lower
7	3234-26	10	Screw
8	100-8291	1	Header Pipe ASM
9	100-7028-03	1	Shield-Heat, Upper
10	100-7029-03	1	Shield-Heat, Middle
11	108-3690	2	Hanger-Muffer
12	32128-20	7	Nut-HF
13	112-7944	1	Support-Header
14	2112-9	4	Clamp
14:1	32128-20	2	Nut-HF
15	3255-7	1	Washer-Lock/EXT
16	32128-33	2	Nut-HF
17	3234-4	2	Screw-HHF
18	2412-134	1	R-Clamp
19	32128-33	1	Nut-HF
20	322-5	3	Screw-HH
21	2412-39	1	R-Clamp
22	98-0979	1	Lynch Pin ASM
22:1	28-8070	1	Lanyard

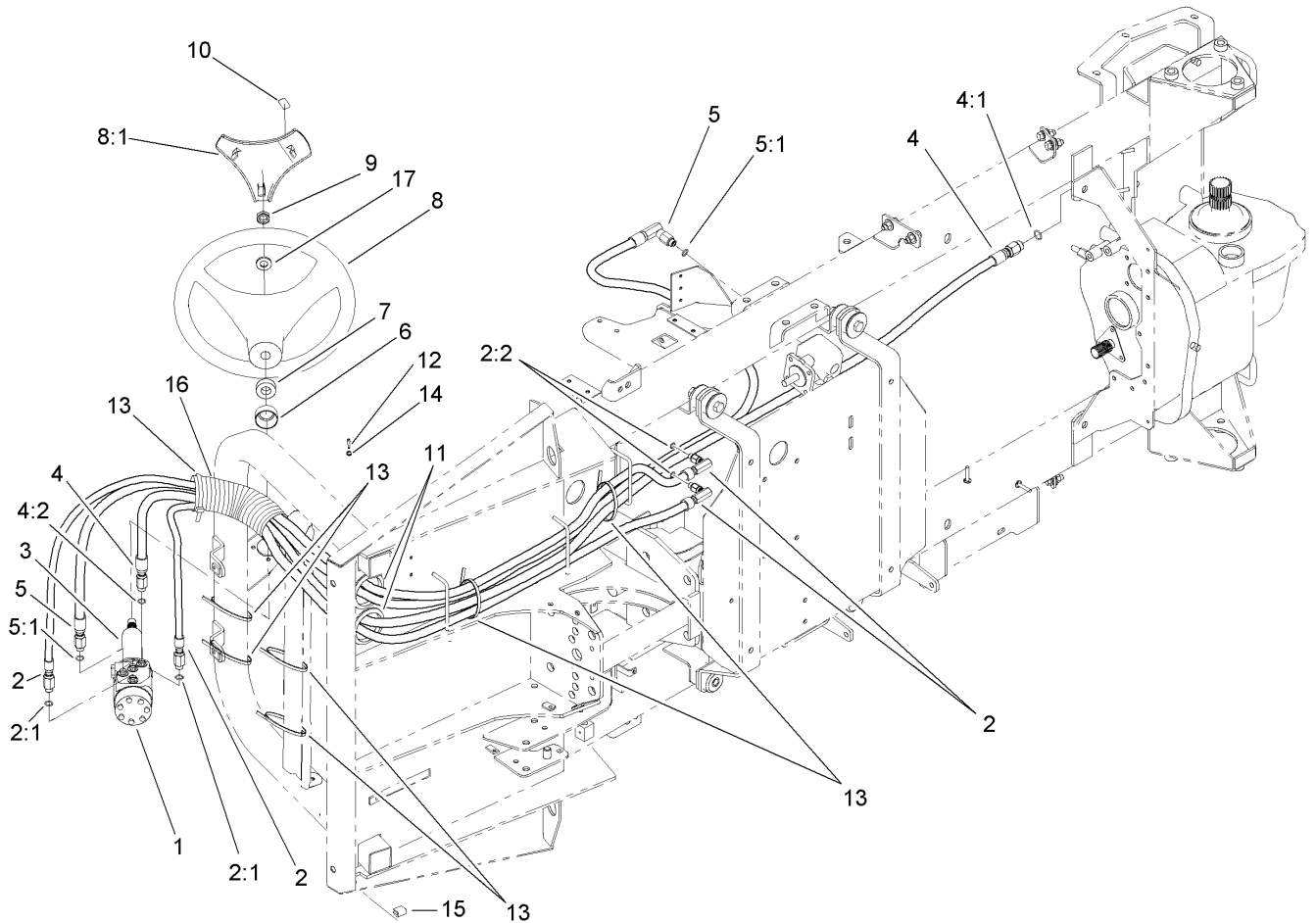
Ref	Part No.	Qty.	Description
22:2	3290-495	1	Pin-Klik
23	3234-11	2	Screw-HHF
24	110-5222-03	1	Mount-Valve
25	112-7900	2	Mount-Peg
26	108-0069	1	Valve-Ball
27	110-5224	1	Fitting-Barbed, Straight
28	2412-34	1	Clamp-Hose
29	32128-43	2	Nut-Flange



Electrical Panel Assembly

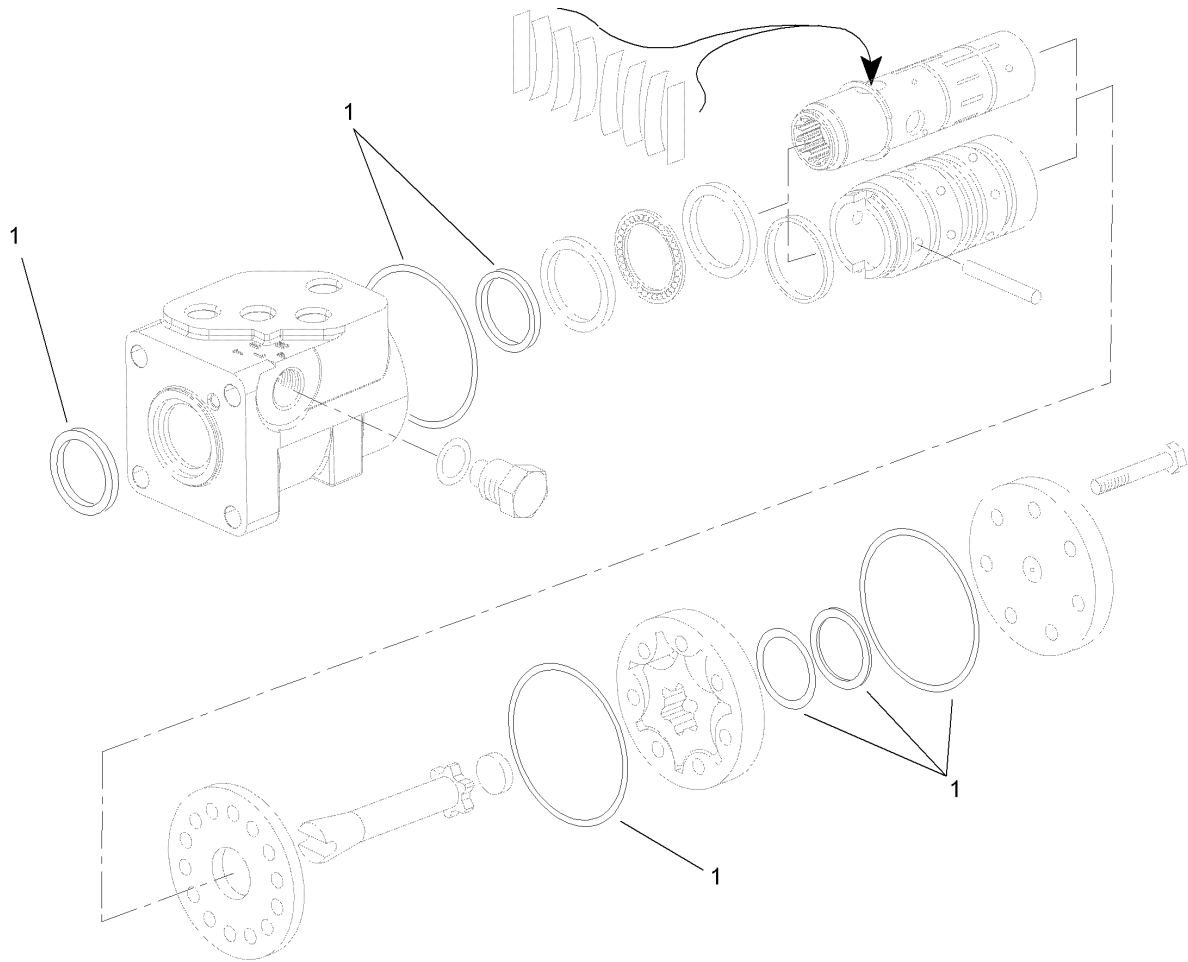
Ref	Part No.	Qty.	Description
1	32105-13	6	Screw-HWH
2	42863	1	Strip-Jumper
3	42862	1	Block-Terminal, Ground
4	3296-2	6	Nut-Lock
5	108-3676-03	1	Panel-Electrical
6	3255-8	2	Washer-Lock
7	32144-70	3	Screw-HWHTF
8	100-7025-03	1	Shield-Heat, Front
9	100-7027	1	Trim
12	99-3703	1	Module-Cruise
14	32128-33	11	Nut-HF
15	114-3315	1	Solenoid-12 Vdc
16	321-3	11	Screw-HH
17	99-7430	10	Relay
18	32149-8	2	Nut-Keps
19	3220-2	2	Nut-Jam
21	108-9461	1	Harness-Wire, Main
21:1	110928	1	Fuse-5 Amp
21:2	218-578	1	Fuse-10 Amp
21:3	109103	1	Fuse-30 Amp
22	3234-26	3	Screw
23	114-3392	1	Harness-Wire, Sprayer System
23:1	100-4918	2	Diode
23:2	108-9493	2	Diode-Tvs

Ref	Part No.	Qty.	Description
23:3	107-8745	4	Fuse-Blade, 3 Amp
25	3290-379	4	Tie-Cable
26	109101	1	Fuse-20 Amp
27	109355	1	Fuse-15 Amp
28	108-3736	2	Breaker-Circuit, 30A
29	108-9470	1	Harness-Wire, Fusible Link
30	3290-379	1	Tie-Cable



Hydraulic Hose Routing Assembly

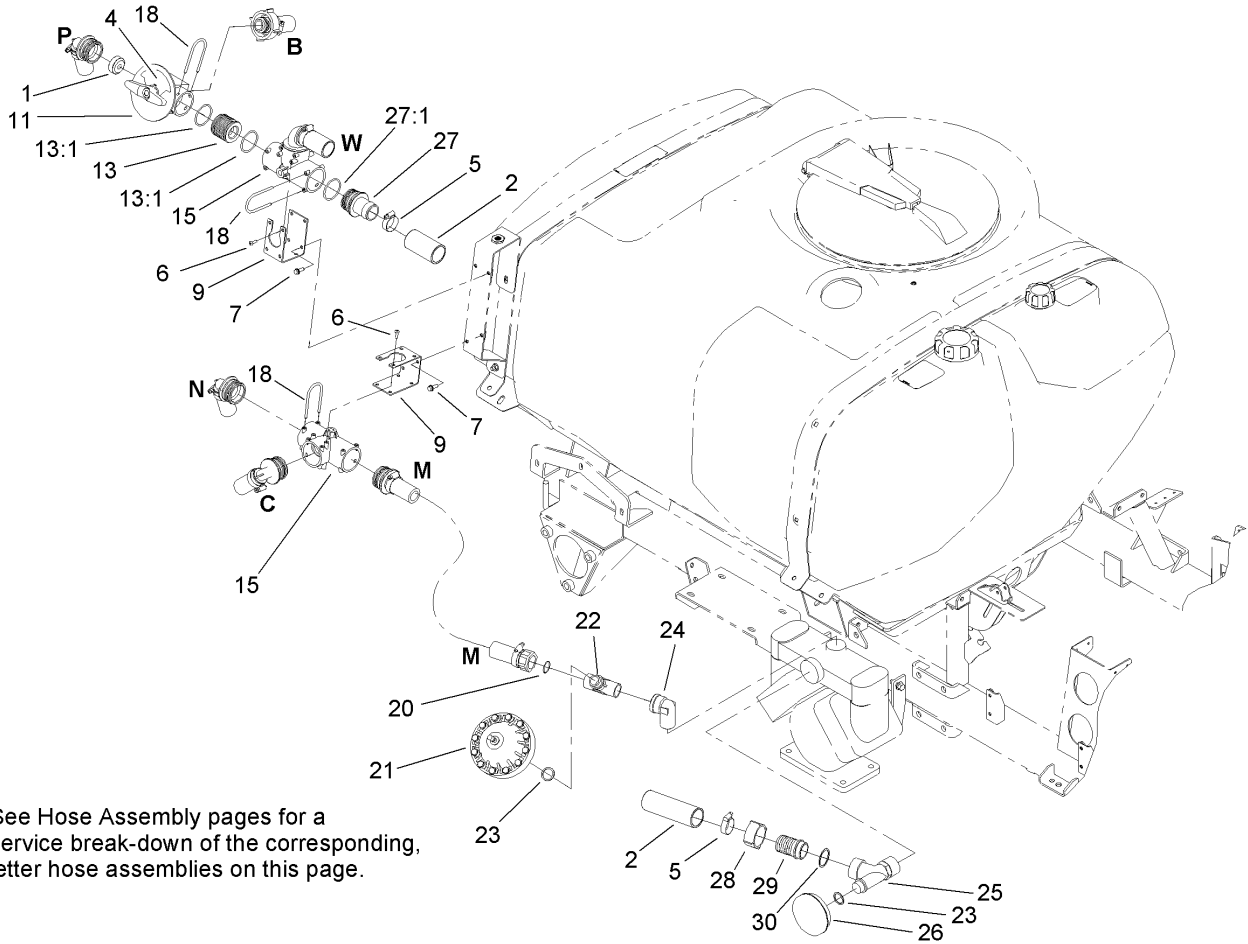
Ref	Part No.	Qty.	Description
1	114-5076	1	Steering Control ASM
2	100-8252	2	Hose ASM
2:1	237-78	1	O-Ring
2:2	237-42	1	O-Ring
3	94-8792	1	Column-Steering
4	100-8253	1	Hose ASM
4:1	237-42	1	O-Ring
4:2	237-79	1	O-Ring
5	100-8251	1	Hose ASM
5:1	237-42	2	O-Ring
6	93-5439	1	Seal-Steering
7	21-9260	1	Cover-Dust
8	98-1471	1	Wheel-Steering
8:1	98-1468	1	Cover-Wheel, Steering
9	110-8816	1	Nut-Hex
10	98-1459	1	Decal
11	237-164	2	Grommet
12	33113-020	4	Screw-HH
13	3290-379	17	Tie-Cable
14	3253-18	4	Washer-Lock
15	108-3582	1	Trim-Edge
16	104-8973	1	Cover-Hose, HYD
17	3256-27	1	Washer-Flat



Steering Control Assembly No. 114-5076

Ref	Part No.	Qty.	Description
1	108-1519	1	Seal Kit

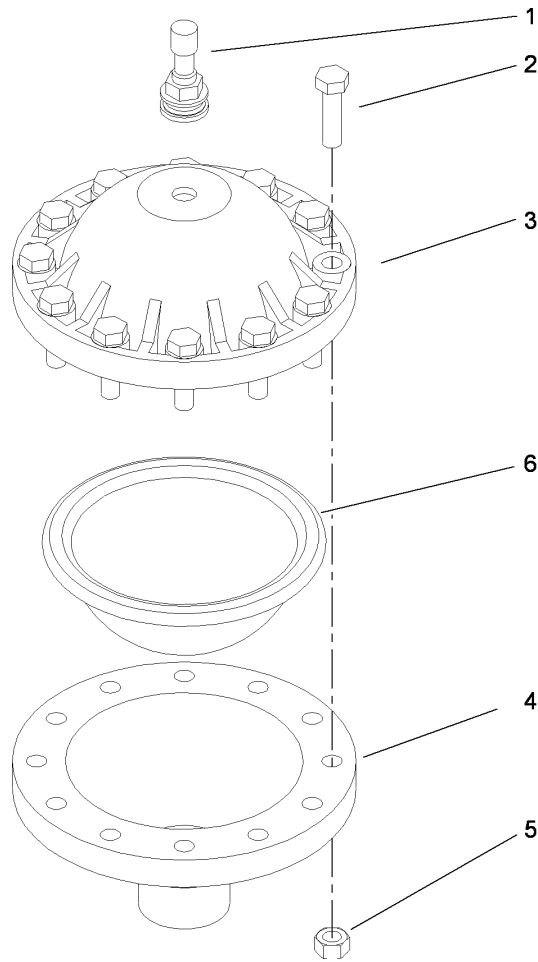
Ref	Part No.	Qty.	Description



See Hose Assembly pages for a service break-down of the corresponding, letter hose assemblies on this page.

Sprayer Component Assembly No. 1

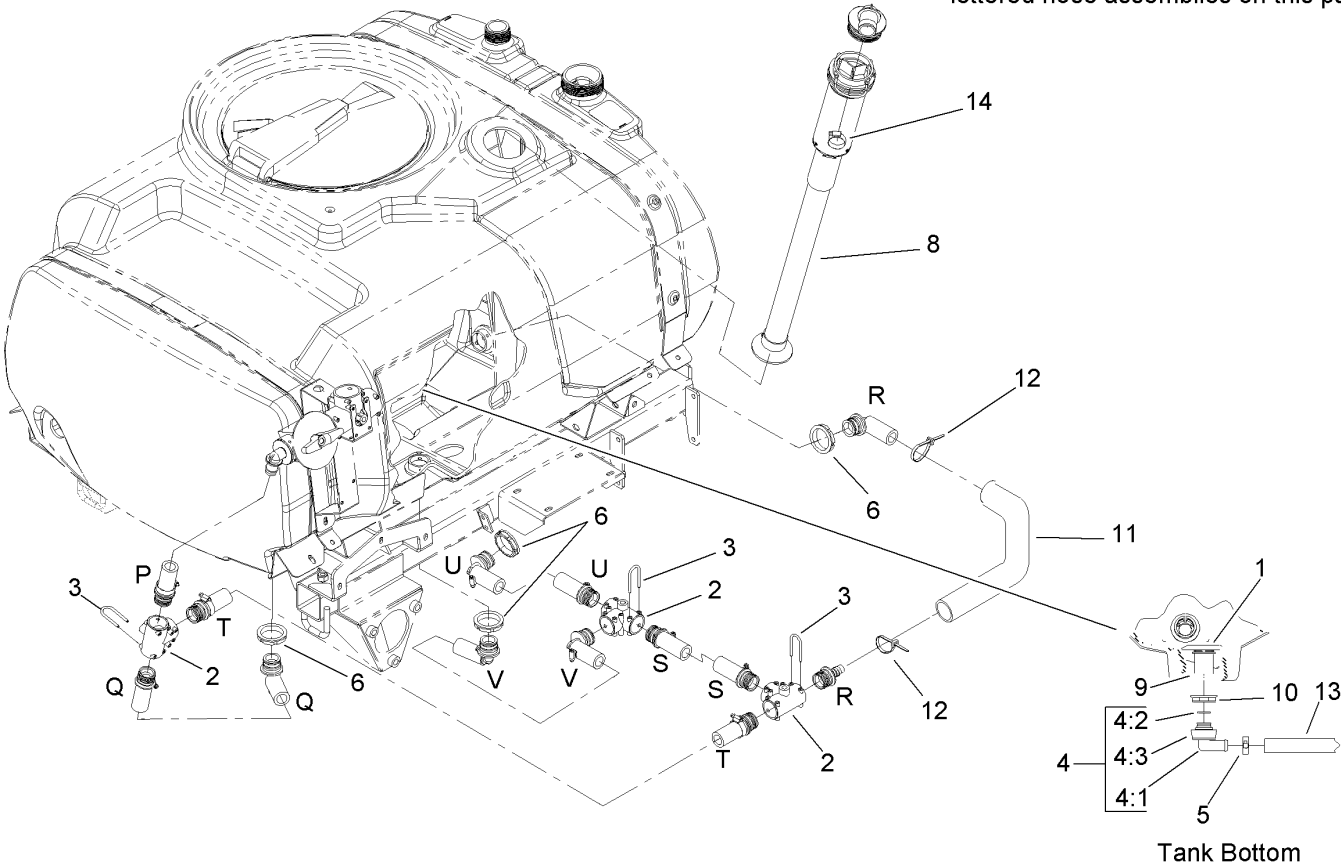
Ref	Part No.	Qty.	Description
1	110-5186	1	Reducer-Agitation
2	108-3686	1	Hose-Suction
4	107-8621	1	Decal-Agitation
5	41327	2	Clamp-Hose
6	32144-32	8	Screw
7	3234-4	4	Screw-HHF
9	100-8478	2	Bracket-Tee
11	100-8673	1	Agitation Valve ASM
13	106-4947	1	Connector
13:1	100-8637	2	O-Ring
15	100-6704	2	Tee
18	100-8635	8	Fork
20	100-6655	1	Gasket
21	100-6662	1	Damper-Pressure
22	100-8699	1	Tee
23	100-6656	2	O-Ring
24	100-8698	1	Elbow
25	100-8681	1	Tee
26	100-6660	1	Suction Damper ASM
27	106-4936	1	Hosebarb
27:1	100-8637	1	O-Ring
28	100-8678	1	Nut
29	100-8679	1	Hosebarb
30	100-8680	1	Seal



Pressure Damper Assembly No. 100-6662

Ref	Part No.	Qty.	Description				
1	99-0895	1	Valve For Air-Pressure Damper				
2	33114-030	12	Screw-HH				
3	99-0896	1	Upper Half-Damper, Pressure				
4	99-0898	1	Lower Half-Damper, Pressure				
5	33014-00	12	Nut-Hex				
6	99-0897	1	Diaphragm F. Pressure Damper				

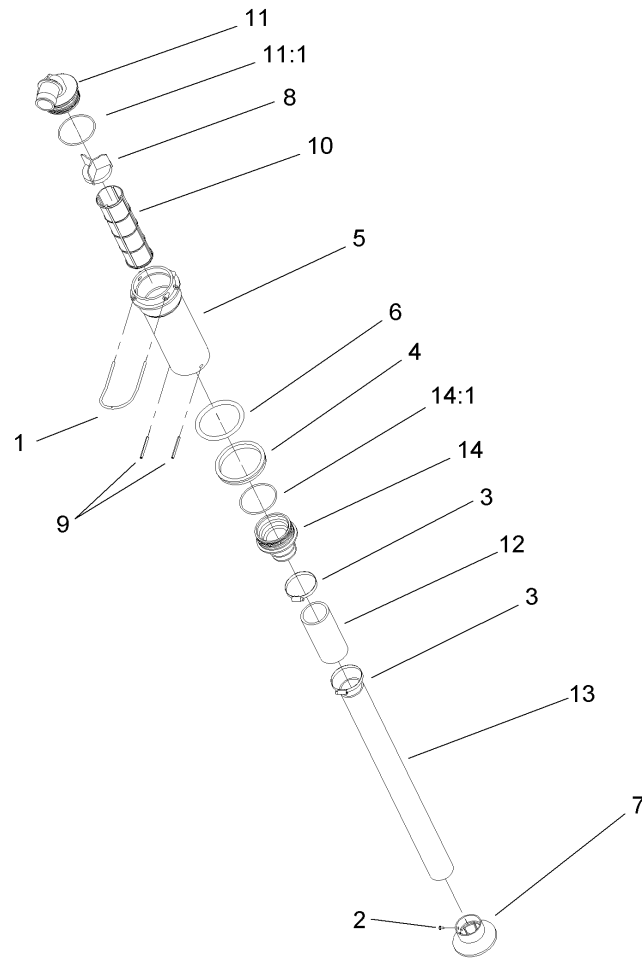
See Hose Assembly pages for a service break-down of the corresponding, lettered hose assemblies on this page.



Sprayer Component Assembly No. 2

Ref	Part No.	Qty.	Description
1	110-5166	1	Outlet-Drain
2	104-9041	3	Tee
3	100-6708	10	Fork
4	112-7904	1	90 DEG Elbow ASM
4:1	110-5217	1	Elbow-90 DEG
4:2	110-5239	1	O-Ring
4:3	110-5247	1	Nut-Fly
5	2412-34	1	Clamp-Hose
6	100-6713	4	Nut-Bulkhead
7		1	Drain ASM
8		1	Top Mounted Suction ASM
9	110-5246	1	Seal-Plastic
10	110-5237	1	Nut-Ring, Plastic
11	107-8650	1	Conduit-Convoluted
12	3290-378	2	Tie-Cable
13	112-7905	1	Hose-Drain
14	41327	1	Clamp-Hose

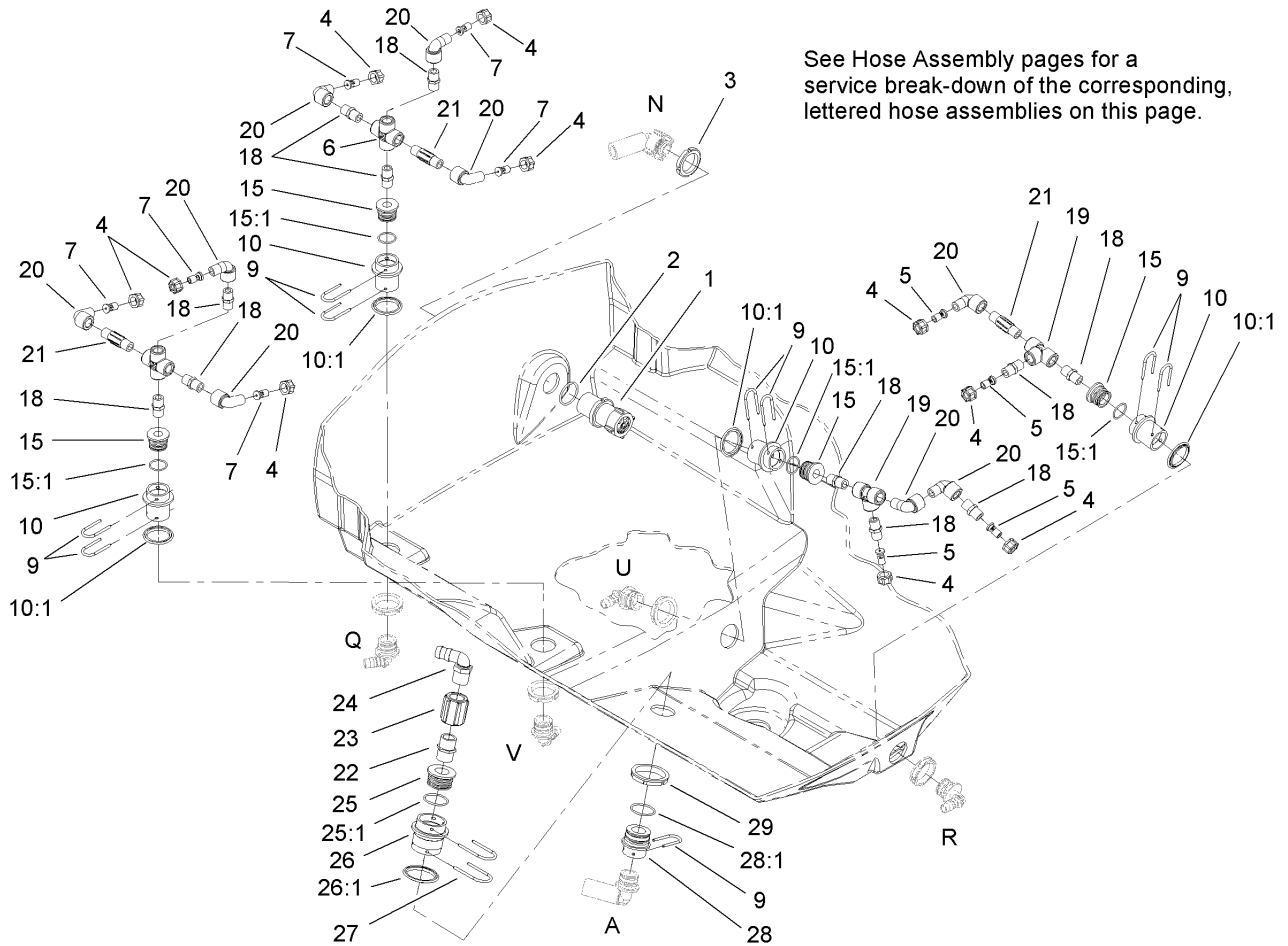
--	--	--	--



Top Mounted Suction Assembly

Ref	Part No.	Qty.	Description
1	100-8636	1	Fork-Special
2	108-3270	1	Screw-TAP
3	26392	2	Clamp-Hose
4	100-8647	1	Nut-Bulkhead
5	100-8643	1	Housing-Filter
6	100-8646	1	Gasket-Bulkhead
7	100-6714	1	Foot-Tube, Suction
8	100-8641	1	Vane-Screen
9	100-8644	2	Pin-Expansion
10	100-6992	1	Element-Filter, Red
10	100-6991	1	Element-Filter, Green
10	100-8642	1	Screen-Suction, Mesh 50
11	106-4952	1	Hosebarb-90 DEG
11:1	100-6989	1	O-Ring
12	100-8649	1	Hose-Suction
13	107-8625	1	Tube-Suction
14	106-4942	1	Hosebarb-Straight
14:1	100-6989	1	O-Ring

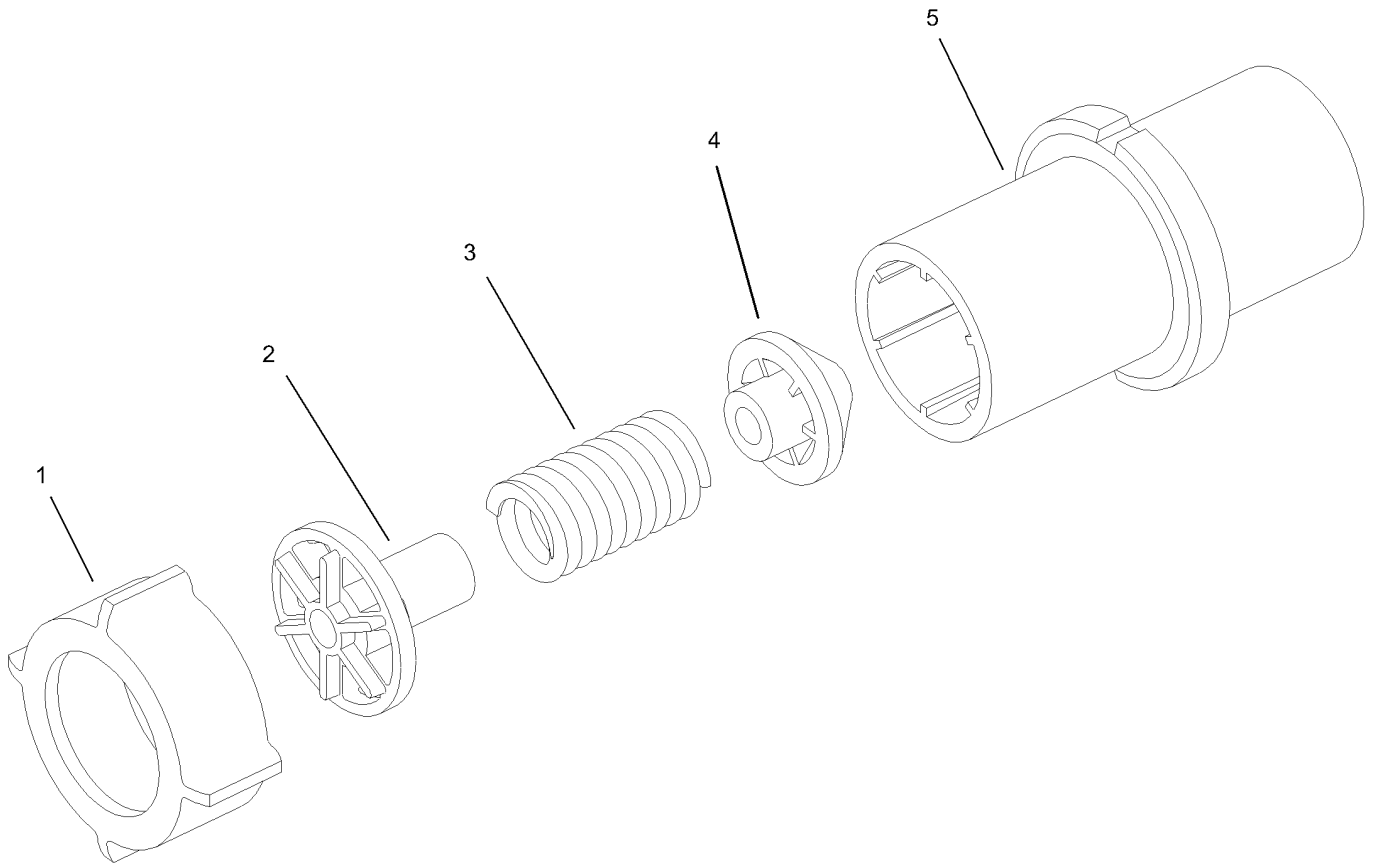
--	--	--	--



Sprayer Component Assembly No. 3

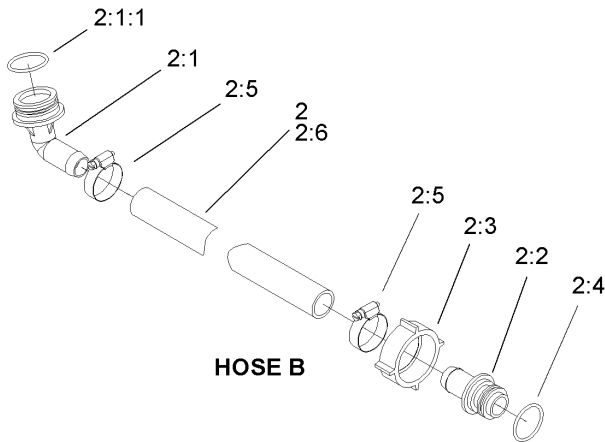
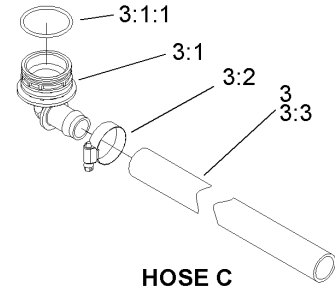
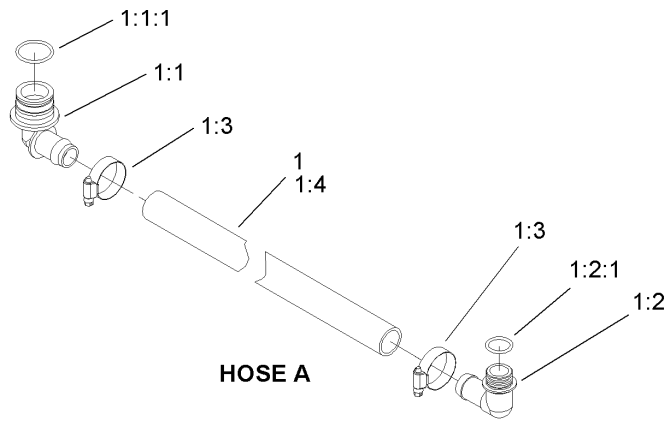
Ref	Part No.	Qty.	Description
1	100-6820	1	Valve-Safety, 225 Psi
2	100-6652	1	Gasket
3	99-0761	1	Ringnut
4	99-0766	10	Nut
5	100-6705	4	Nozzle-Agitation
6	110-5248	2	Cross
7	100-6706	6	Nozzle-Agitation
9	100-6708	9	Fork
10	106-4896	4	Fitting-Bulkhead
10:1	100-6710	1	Gasket-Bulkhead
15	106-4943	4	Adapter ASM
15:1	100-6712	1	O-Ring
18	108-3574	11	Nipple-Short
19	94-7100	2	Tee
20	108-3573	9	Elbow-90 DEG
21	94-7103	3	Nipple
22	108-3578	1	Nipple-Short
23	108-3577	1	Union-Short
24	108-3576	1	Elbow-90 DEG, Barbed
25	108-3357	1	Adapter ASM
25:1	100-8637	1	O-Ring
26	108-3358	1	Fitting-Bulkhead
26:1	107-2864	1	Gasket-Bulkhead
27	100-8635	2	Fork

Ref	Part No.	Qty.	Description
28	106-4938	1	Reducer ASM
28:1	100-8637	1	O-Ring
29	100-7051	1	Nut-Bulkhead



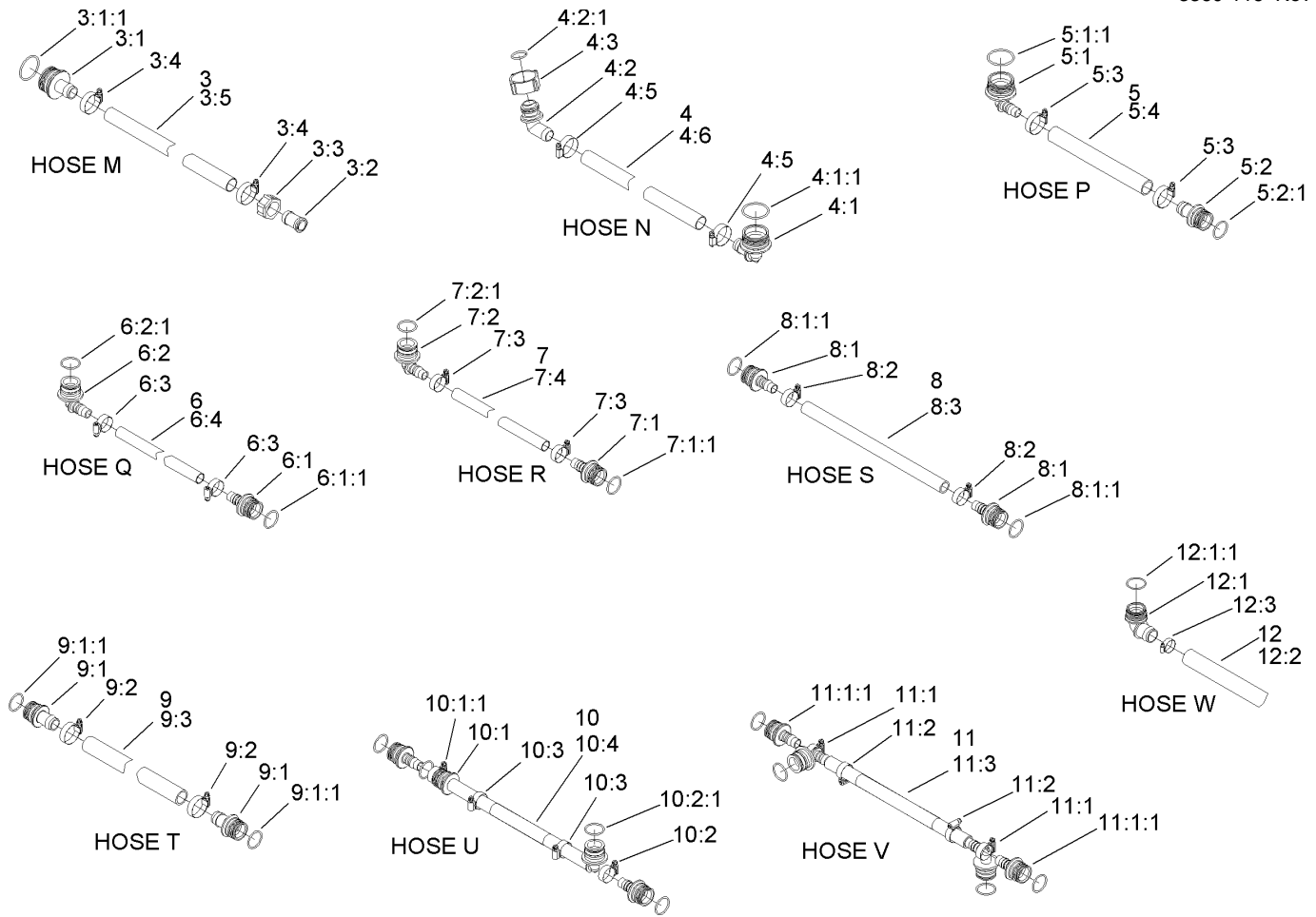
Safety Valve Assembly No. 100-6820

Ref	Part No.	Qty.	Description	
1	100-8678	1	Nut	
2	100-6724	1	Valve-Relief, Seat	
3	100-6725	1	Spring-Relief, Valve	
4	100-6726	1	Cone-Relief, Valve	
5	100-6727	1	Housing-Relief, Valve	



Hose Assemblies No. 1

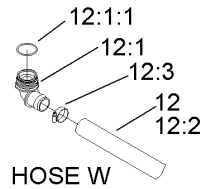
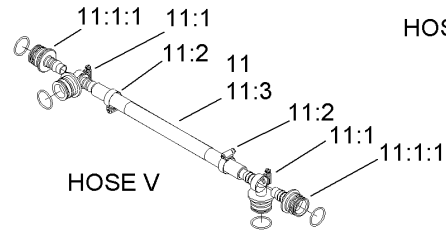
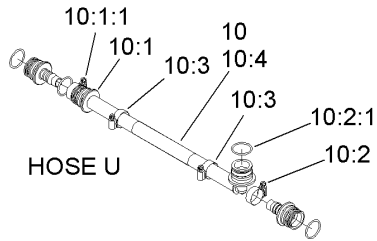
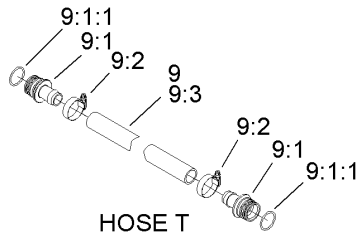
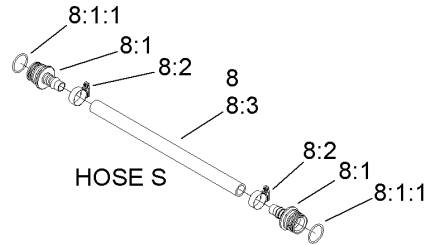
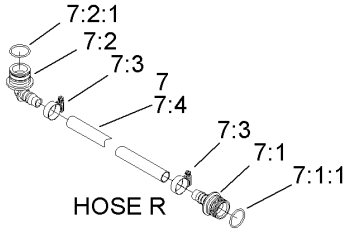
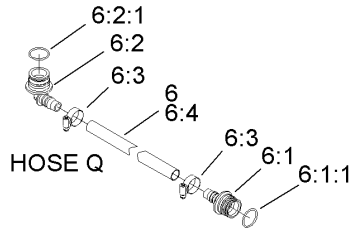
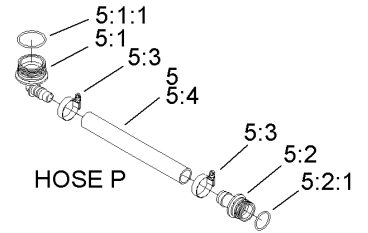
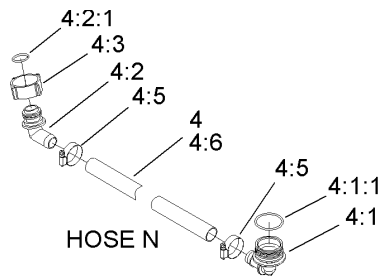
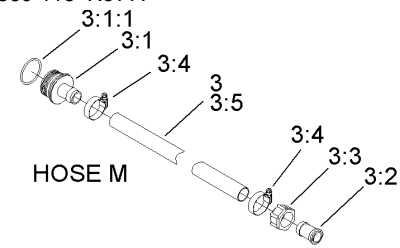
Ref	Part No.	Qty.	Description
②1		1	Boom Bypass Hose ASM
1:1	106-4945	1	Elbow
1:1:1	100-6712	1	O-Ring
1:2	106-4948	1	Hose Barb ASM
1:2:1	100-6882	1	O-Ring
1:3	2412-3	2	Clamp-Hose
1:4	104-9044	1	Hose-Bypass, Boom
②2		1	Agitation Supply Hose ASM
2:1	106-4950	1	Hose Barb ASM
2:1:1	100-8671	1	O-Ring
2:2	100-8670	1	Hosebarb
2:3	100-8669	1	Nut
2:4	100-8671	1	O-Ring
2:5	2412-3	2	Clamp-Hose
2:6	104-8711	1	Hose
②3		1	Tee Controls Hose ASM
3:1	106-4933	1	Hosebarb ASM
3:1:1	100-8637	1	O-Ring
3:2	2412-3	1	Clamp-Hose
3:3	104-8713	1	Hose



Hose Assemblies No. 2

Ref	Part No.	Qty.	Description
②3		1	Manifold Tee Hose ASM
3:1	106-4932	1	Hosebarb-Straight
3:1:1	100-8637	1	O-Ring
3:2	99-0781	1	Hosebarb
3:3	99-0769	1	Nut
3:4	2412-3	2	Clamp-Hose
3:5	104-8712	1	Hose
②4		1	Relief Valve Hose ASM
4:1	106-4933	1	Hosebarb ASM
4:1:1	100-8637	1	O-Ring
4:2	106-4949	1	Hosebarb
4:2:1	100-6646	1	O-Ring
4:3	100-8678	1	Nut
4:5	2412-3	2	Clamp-Hose
4:6	104-8710	1	Hose
②5		1	Agitation Valve Hose ASM
5:1	106-4933	1	Hosebarb ASM
5:1:1	100-8637	1	O-Ring
5:2	106-4935	1	Hosebarb ASM
5:2:1	100-6712	1	O-Ring
5:3	2412-3	2	Clamp-Hose
5:4	107-8642	1	Hose
②6		1	Rear Hose Agitation ASM
6:1	106-4939	1	Hosebarb-Straight

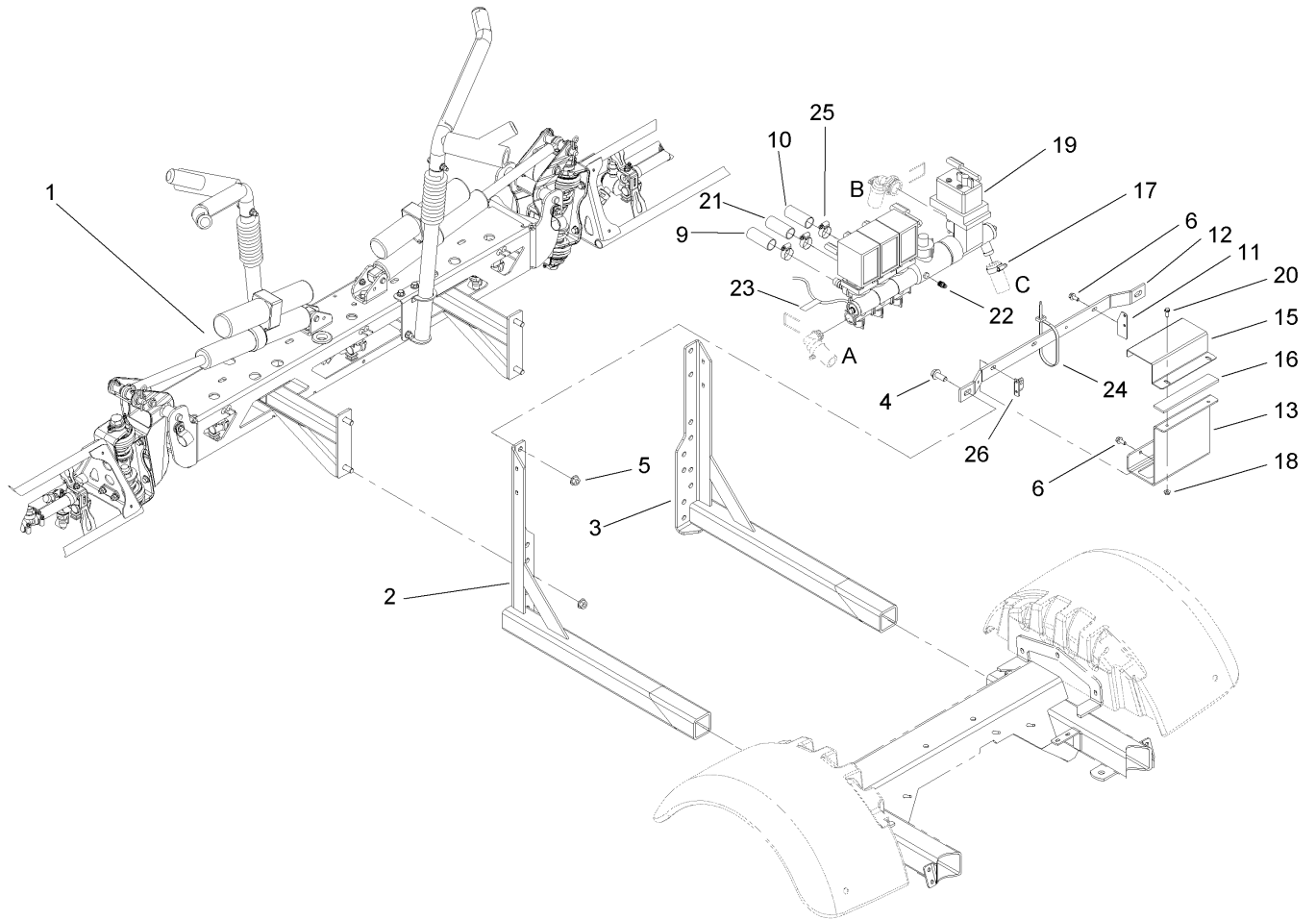
Ref	Part No.	Qty.	Description
6:1:1	100-6712	1	O-Ring
6:2	106-4940	1	Hosebarb-90 DEG
6:2:1	100-6712	1	O-Ring
6:3	2412-129	2	Clamp-Hose
6:4	106-1360	1	Hose
②7		1	Front Agitation Hose ASM
7:1	106-4939	1	Hosebarb-Straight
7:1:1	100-6712	1	O-Ring
7:2	106-4940	1	Hosebarb-90 DEG
7:2:1	100-6712	1	O-Ring
7:3	2412-129	2	Clamp-Hose
7:4	104-8706	1	Hose
②8		1	Agitation Hose ASM
8:1	106-4939	2	Hosebarb-Straight
8:1:1	100-6712	1	O-Ring
8:2	2412-129	2	Clamp-Hose
8:3	108-3689	1	Hose
②9		1	Agitation Tee Hose ASM
9:1	106-4935	2	Hosebarb ASM
9:1:1	100-6712	1	O-Ring
9:2	2412-3	2	Clamp-Hose
9:3	104-9039	1	Hose-Tee, Agitation
②10		1	Agitation Hose ASM
10:1	106-4939	1	Hosebarb-Straight



Hose Assemblies No. 2 (continued)

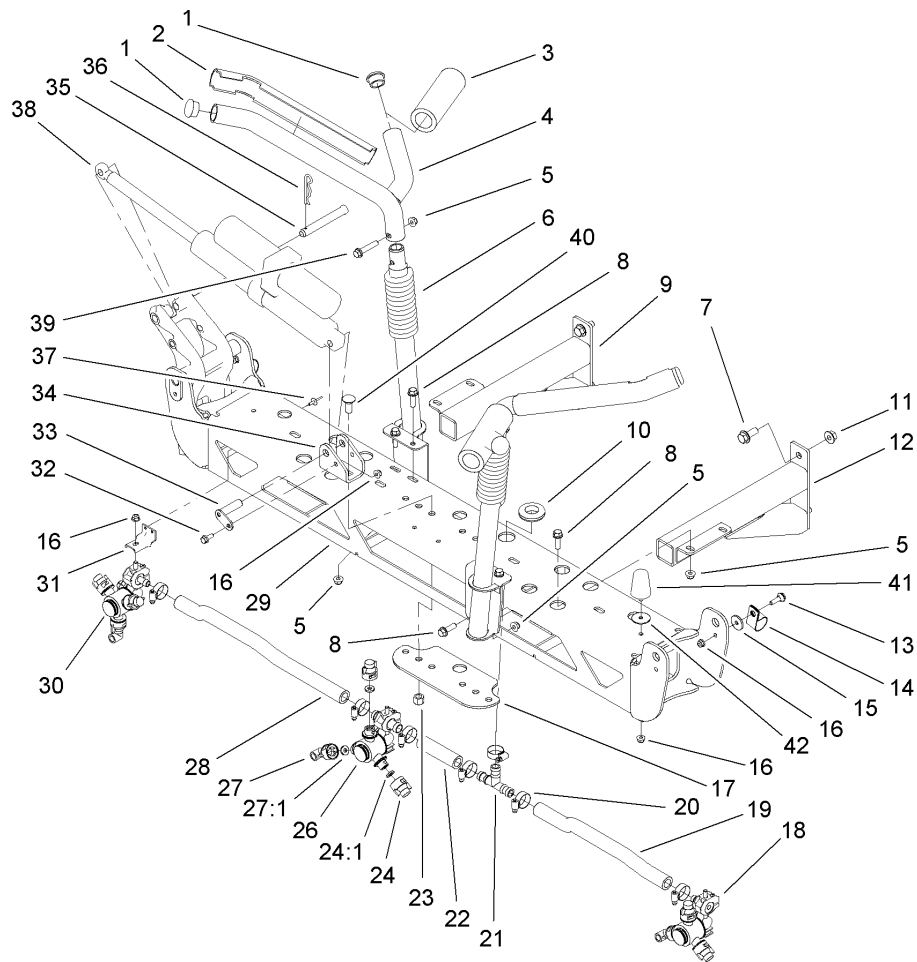
Ref	Part No.	Qty.	Description
10:1:1	100-6712	1	O-Ring
10:2	106-4940	1	Hosebarb-90 DEG
10:2:1	100-6712	1	O-Ring
10:3	2412-129	2	Clamp-Hose
10:4	108-3366	1	Hose
②11		1	Agitation Hose ASM
11:1	106-4940	2	Hosebarb-90 DEG
11:1:1	100-6712	1	O-Ring
11:2	2412-129	2	Clamp-Hose
11:3	108-3365	1	Hose
②12		1	Suction Hose ASM
12:1	110-5156	1	Suction Elbow ASM
12:1:1	100-8637	1	O-Ring
12:2	108-3685	1	Hose-Suction
12:3	41327	1	Clamp-Hose

Ref	Part No.	Qty.	Description



Boom Mount Assembly

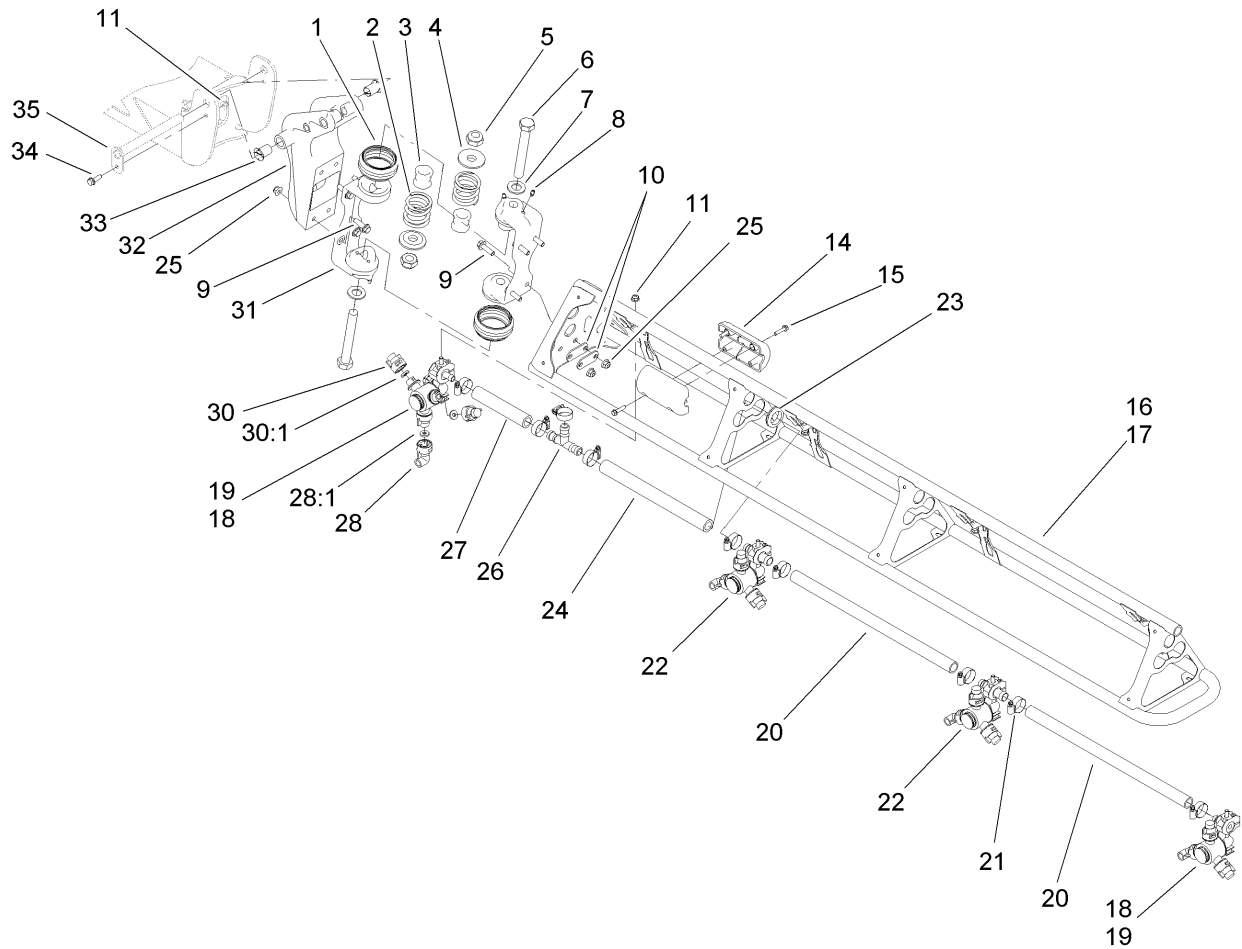
Ref	Part No.	Qty.	Description
①		1	Boom ASM
②		1	RH Boom Mount ASM
③		1	LH Boom Mount ASM
4	3234-32	4	Screw-HHF
5	32128-49	6	Nut-HHF
6	3234-5	3	Screw-HHF
9	108-3719	1	Hose
10	108-3720	1	Hose-Boom, LH
11	100-8433-03	1	Bracket
12	108-3693-03	1	Bar-Mounting, Valve
13	107-8611-03	1	Bracket-Valve, Boom
15	107-8612-03	1	Bracket-Support, Valve
16	100-8524	1	Strip-Foam
17	2412-3	1	Clamp-Hose
18	32128-33	2	Nut-HF
①		1	Valve-Control, Evc
20	3234-4	2	Screw-HHF
21	40506	1	Hose-Jumper
22	100-8674	1	Coupler-Tube
23	107-8738	4	Decal-Fuse, 3 Amp
24	3290-379	1	Tie-Cable
25	2412-129	3	Clamp-Hose
26	100-8432-03	2	Bracket



Center Boom Assembly

Ref	Part No.	Qty.	Description
1	108-3489	4	Cap-Tube
2	108-3495	2	Cover-Slide
3	108-3457	2	Spacer
4	108-3476-03	2	Upper Cradle ASM
5	104-8301	12	Nut-Flange, NI
6	108-3472-03	2	Lower Cradle ASM
7	110-5057	4	Capscrew-HHF
8	110-5050	10	Screw-HHF
9	108-3408-03	1	Frame-Mount, Boom (LH)
10	108-3723	1	Grommet
11	108-3745	4	Nut-HF, Whiz
12	108-3409-03	1	Frame-Mount, Boom (RH)
13	108-3744	2	Screw-Shoulder
14	100-1424	2	Clamp-R
15	108-3743	2	Washer
16	104-8300	9	Nut-Flange, NI
17	108-3469-03	1	Plate-Washer
18	108-3726	1	Body-Turret, Single (RH)
19	108-3718	1	Hose-Boom, Center (RH)
20	2412-129	7	Clamp-Hose
21	108-3439	1	Tee
22	108-3717	1	Hose-Boom
23	3296-23	4	Nut-Lock, NI
24	95-9187	6	Cap-Blank

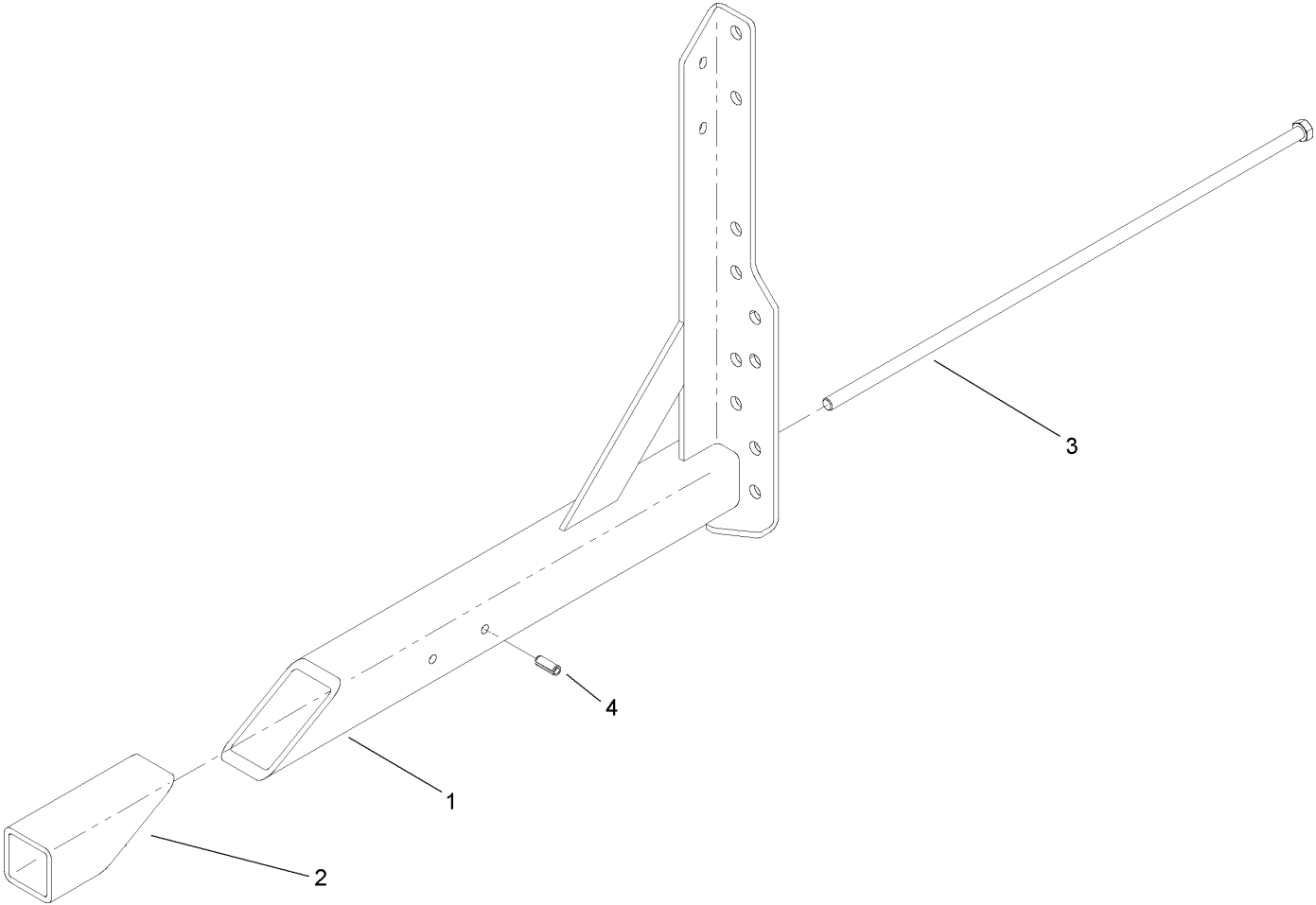
Ref	Part No.	Qty.	Description
24:1	40998	1	Seat-Gasket
26	108-3727	1	Body-Turret, Double
27	95-9186	3	Cap
27:1	40998	1	Seat-Gasket
28	108-3735	1	Hose-Boom, Center (LH)
29	108-3410-03	1	Frame ASM
30	108-3725	1	Body-Turret, Single (LH)
31	107-8775	3	Bracket-Mount, Nozzle
32	110-5053	2	Screw-Flange
33	108-3420	2	Pivot Pin ASM
34	108-3401-03	2	Strap-Clevis
35	108-3436	2	Pin-Clevis
36	3290-468	2	Pin-Cotter
37	3269-18	6	Rivet-Pop
38	108-3438	2	Actuator
39	108-3742	2	Screw-HHF
40	110-5067	4	Screw-CARR
41	110-5070	2	Bumper-Neoprene
42	3256-68	2	Washer-Flat



Left and Right Hand Boom Assembly

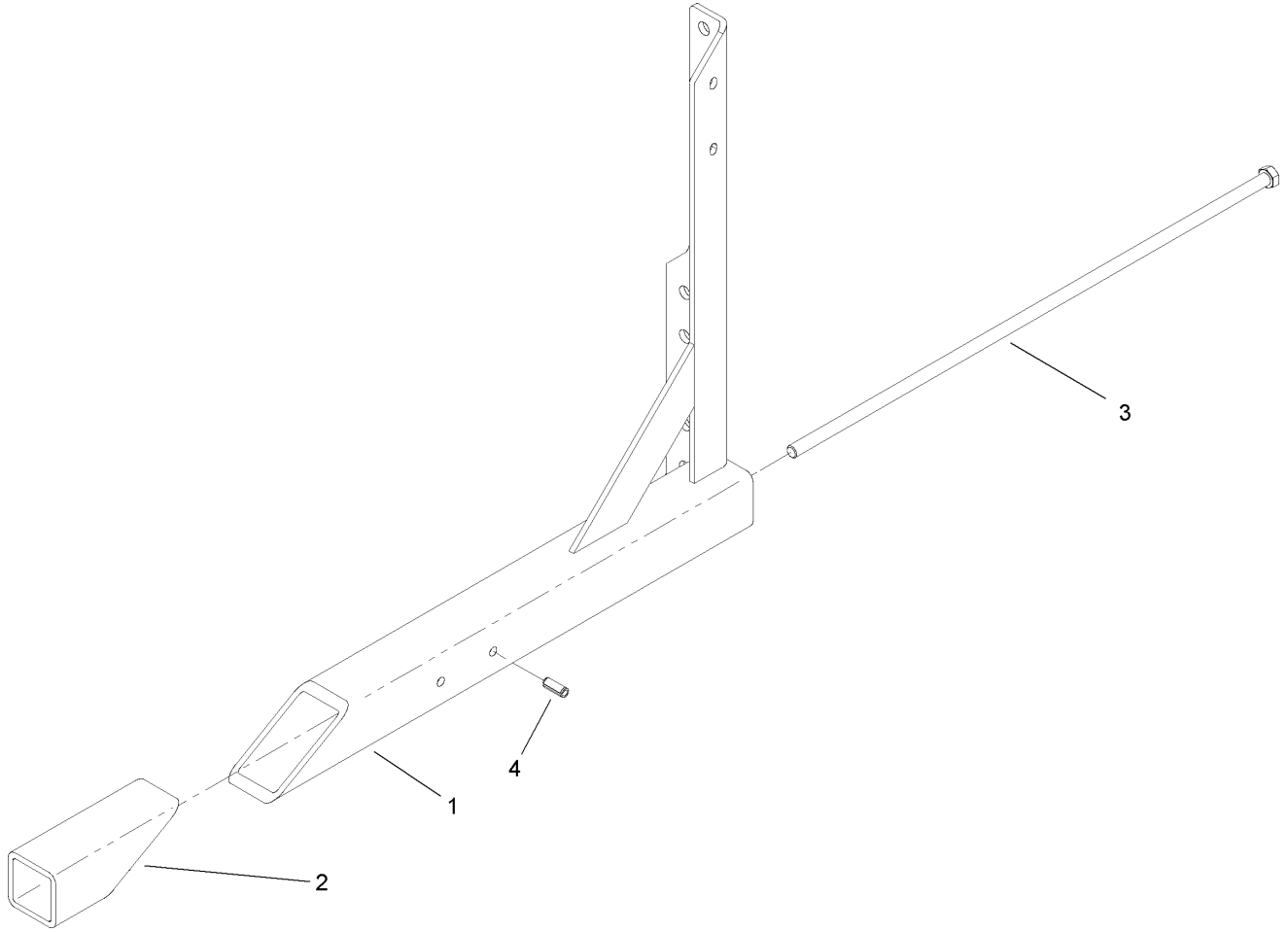
Ref	Part No.	Qty.	Description
1	108-3459	4	Boot-Hinge
2	108-3440	4	Spring-Breakaway, Boom
3	108-3730	4	Tube-Hinge
4	108-3444	4	Retainer-Spring
5	3296-15	4	Nut-Lock, NI
6	108-3738	4	Screw-HH
7	110-5054	4	Washer-Flat
8	302-5	8	Fitting-Grease
9	110-5050	16	Screw-HHF
10	108-3605	8	Plate-Backing
11	104-8300	10	Nut-Flange, NI
14	108-3429	4	Block-Slide
15	108-3746	8	Screw-Plastite
16	108-3524-03	1	RH Boom ASM
17	108-3525-03	1	LH Boom ASM
18	108-3726	2	Body-Turret, Single (RH)
19	108-3725	2	Body-Turret, Single (LH)
20	40506	4	Hose-Jumper
21	2412-129	18	Clamp-Hose
22	108-3727	4	Body-Turret, Double
23	240-3	4	Grommet-Rubber
24	108-3721	2	Hose-Boom
25	104-8301	16	Nut-Flange, NI
26	108-3439	2	Tee

Ref	Part No.	Qty.	Description
27	108-3728	2	Hose-Boom
28	95-9186	8	Cap
28:1	40998	1	Seat-Gasket
30	95-9187	16	Cap-Blank
30:1	40998	1	Seat-Gasket
31	108-3471-03	4	Hinge
32	108-3600-03	2	Bracket-Pivot
33	100-8541	4	Bushing-A Arm
34	108-3748	2	Screw-HHF
35	108-3419	2	Pivot Pin ASM
36	107-8650	2	Conduit-Convoluted
37	3290-378	4	Tie-Cable



Right Hand Boom Mount Assembly

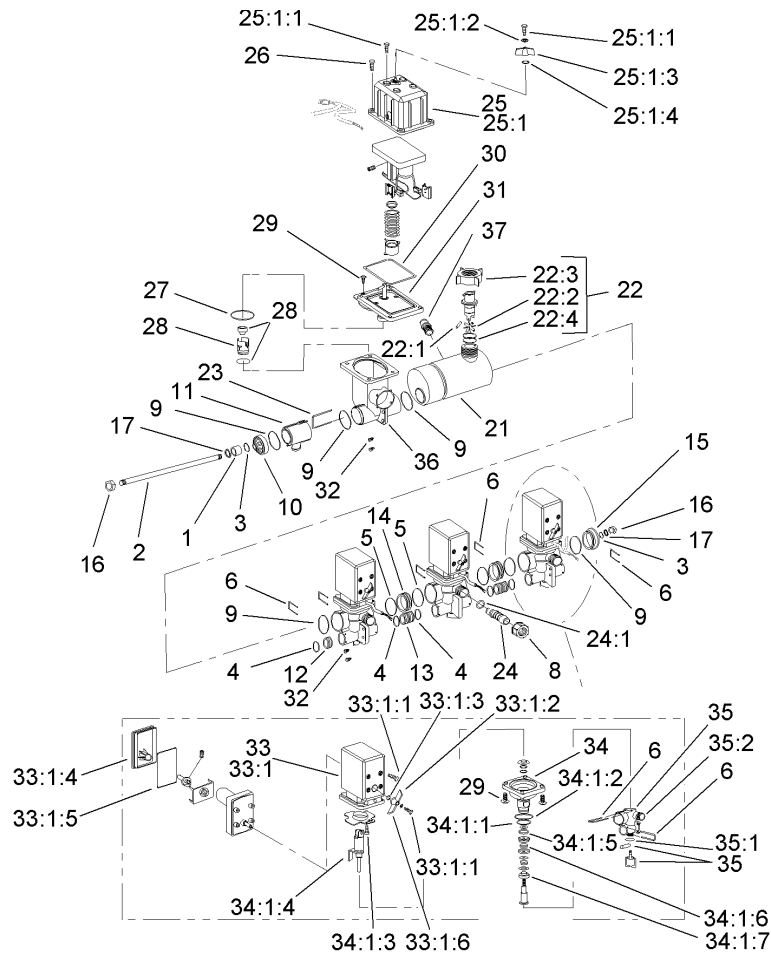
Ref	Part No.	Qty.	Description
1	108-3714-03	1	RH Boom Mount ASM
2	107-8638-03	1	Wedge-Tube
3	107-8620	1	Screw-HH
4	32121-41	1	Pin-Roll



Left Hand Boom Mount Assembly

Ref	Part No.	Qty.	Description
1	108-3715-03	1	LH Boom Mount ASM
2	107-8638-03	1	Wedge-Tube
3	107-8620	1	Screw-HH
4	32121-41	1	Pin-Roll

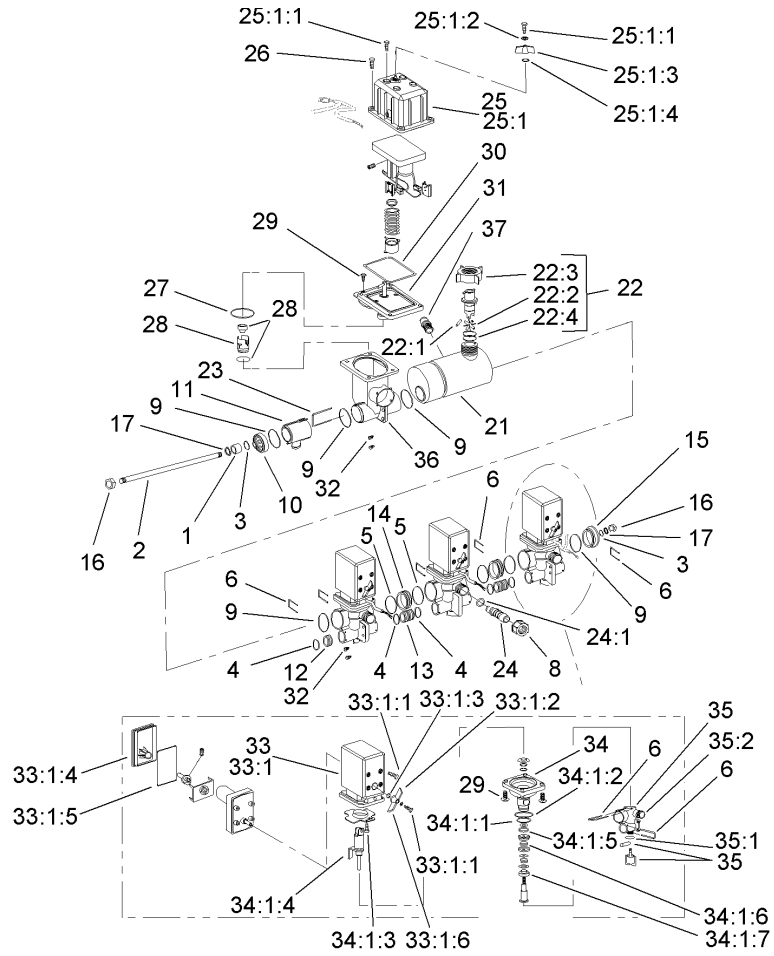
Ref	Part No.	Qty.	Description



EVC Control Valve Assembly

Ref	Part No.	Qty.	Description
1	100-6897	1	Bushing
2	100-6909	1	Rod-Threaded
3	100-6887	2	O-Ring
4	100-6882	5	O-Ring
5	100-6646	5	O-Ring
6	100-6885	9	Fork-Valve, Boom
8	99-0850	3	Nut
9	100-6892	4	O-Ring
10	100-6913	1	Cover
11	100-6908	1	T-Piece
12	100-6891	1	Cap-End
13	100-6890	2	Joiner-Bypass, Boom
14	100-6896	2	Joiner-Valve, Boom
15	100-6915	1	Cover-End
16	100-6894	2	Nut
17	100-6634	2	Washer
21	100-6920	1	Housing-Meter, Flow
22	100-6900	1	Flow Sensor ASM
22:1	100-6906	1	Shaft-Rotor
22:2	100-6919	1	Meter-Flow, Rotor
22:3	100-8678	1	Nut
22:4	100-8653	1	O-Ring
23	100-6907	1	Fork
24	106-5112	3	Hosebarb ASM

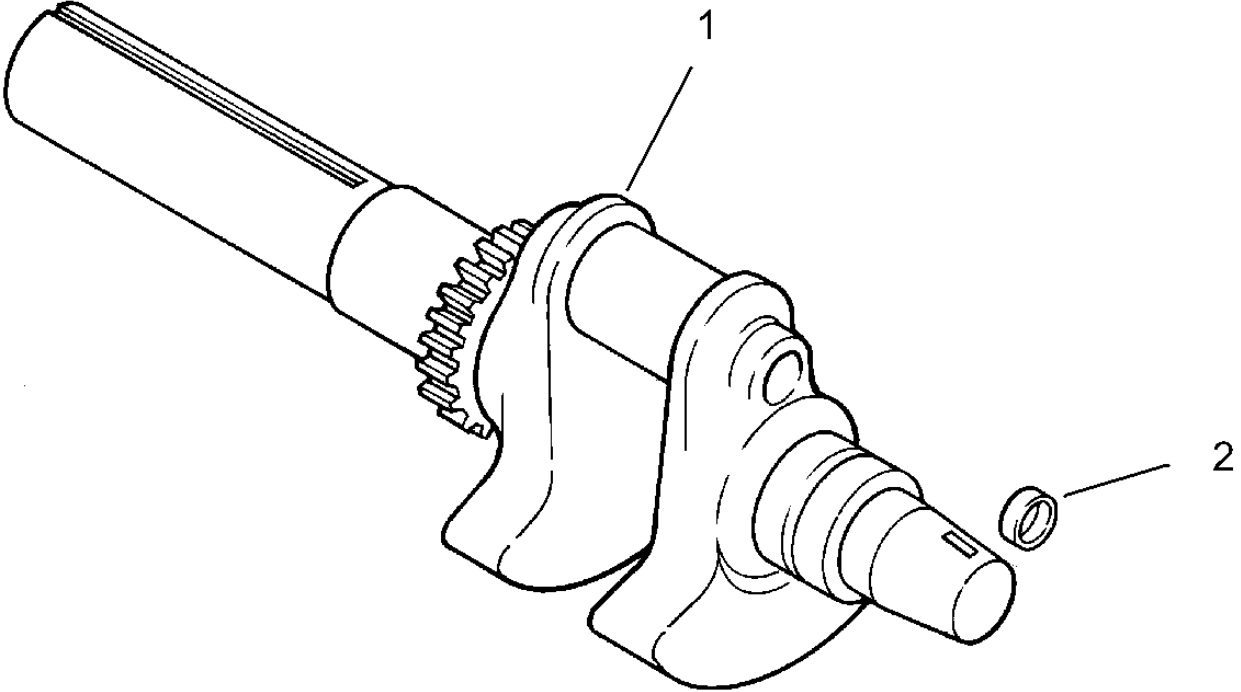
Ref	Part No.	Qty.	Description
24:1	100-6645	1	O-Ring
25	108-3351	1	Rate Control Motor ASM
25:1	108-3341	1	Motor-Control, Rate
25:1:1	100-6876	1	Screw
25:1:2	100-6877	1	Washer-Lock
25:1:3	100-6903	1	Grip-Hand
25:1:4	100-6880	1	O-Ring
25:2	107-8738	1	Decal-Fuse, 3 Amp
26	100-6918	4	Screw-Plastic
27	100-6904	1	O-Ring
28	110-5140	1	Rate Valve Repair Kit
29	100-6917	16	Screw-Plastic
30	100-6901	1	Gasket-Housing, Valve Motor
31	100-6899	1	Section-Spindle, Valve Rate
32	100-6916	6	Screw-Plastic
33	108-3257	3	Boom Motor Valve ASM
33:1	108-3340	1	Motor-Valve, Boom
33:1:1	100-6876	1	Screw
33:1:2	100-6877	1	Washer-Lock
33:1:3	100-6880	1	O-Ring
33:1:4	100-6874	1	Cover-Valve, Boom
33:1:5	100-6912	1	Cover-Seal
33:1:6	100-6875	1	Handgrip-Valve, Boom
33:2	107-8738	1	Decal-Fuse, 3 Amp
34:1:1			
34:1:2			
34:1:3			
34:1:4			
34:1:5			
34:1:6			
34:1:7			
35			
35:1			
35:2			



EVC Control Valve Assembly (continued)

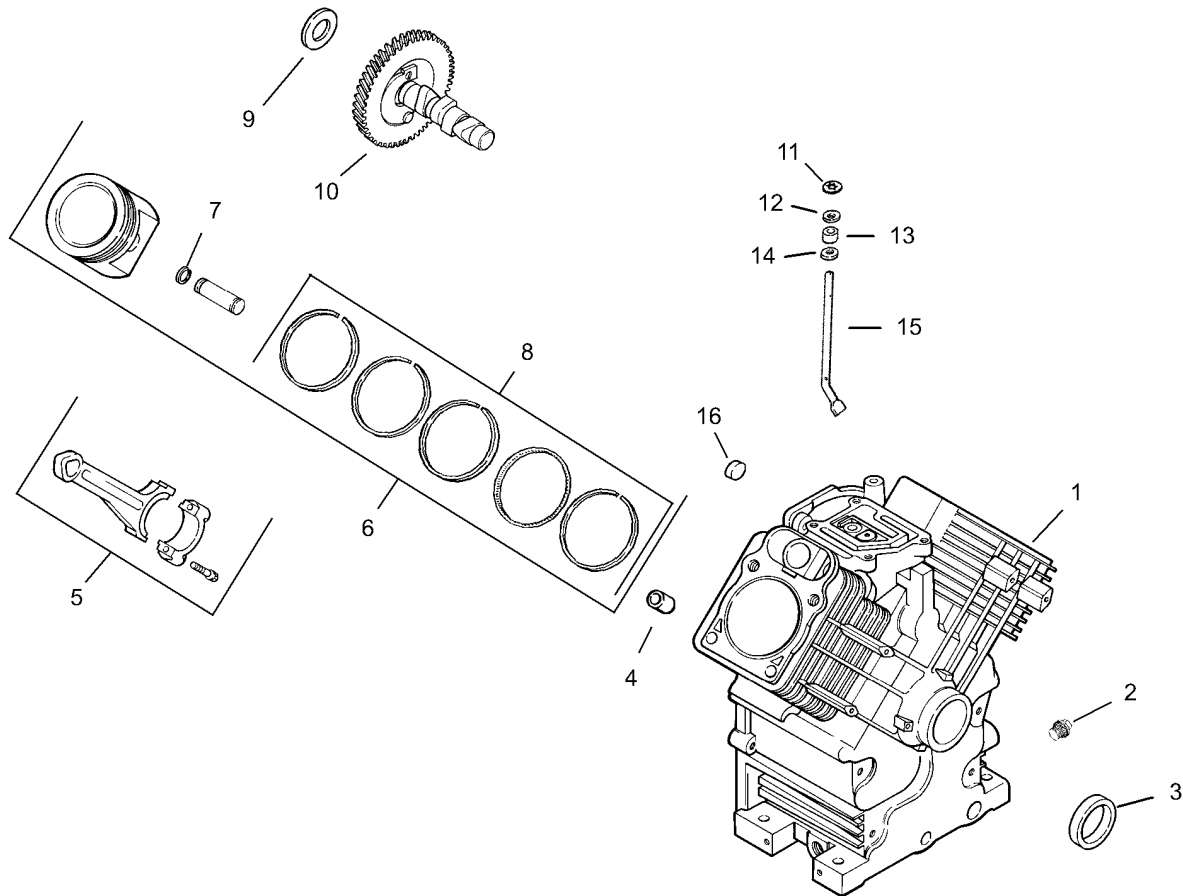
Ref	Part No.	Qty.	Description
34	100-6889	3	Section-Spindle, Boom Valve
● 34:1	100-6883	1	Seal Kit Section Valve
34:1:1	100-8653	1	O-Ring
34:1:2	100-6882	5	O-Ring
34:1:3	100-6911	1	Pin-Roller
34:1:4	100-6910	1	Bearing-Roller
34:1:5	100-6879	1	O-Ring
34:1:6	100-6878	1	O-Ring
34:1:7	100-6881	1	Cone-Stem, Boom Valve
35	100-6888	3	Manifold-Valve, Boom
35:1	100-6887	1	O-Ring
35:2	106-5151	1	Manifold-Lower
36	100-6914	1	Valve-Control, Housing Rate
37	100-8674	1	Coupler-Tube

--	--	--	--



**Crankshaft Assembly
Kohler CH20S-64647**

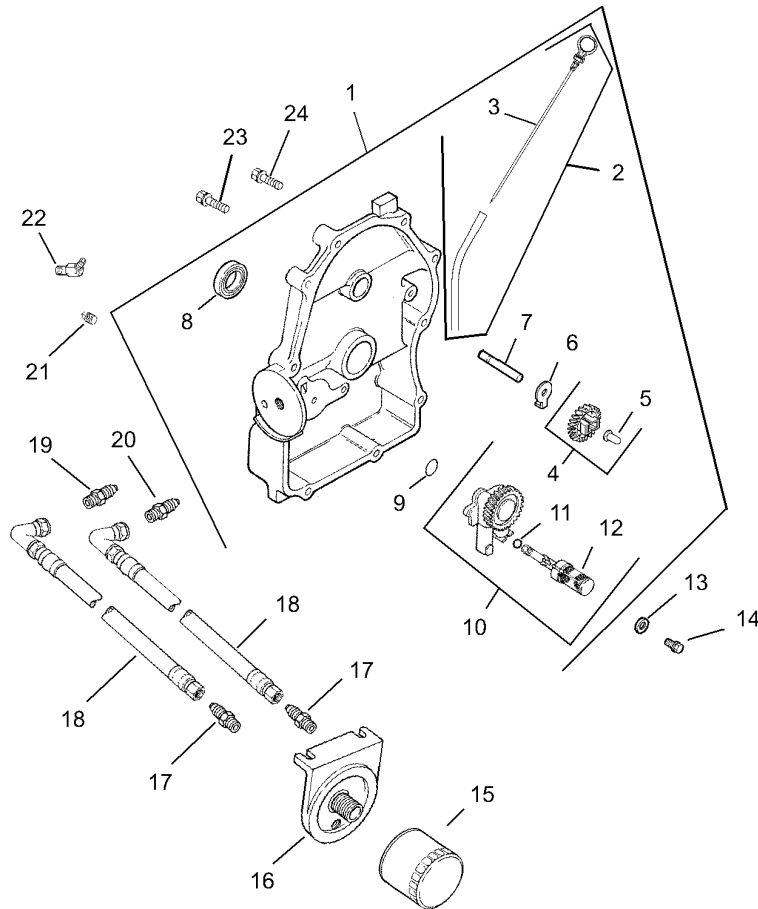
Ref	Part No.	Qty.	Description
●1	24 014 103-S	2	Crankshaft (Incl. Ref. #2)
●2	52 139 09-S	1	Plug-Cup



Crankcase Assembly Kohler CH20S-64647

Ref	Part No.	Qty.	Description
1		1	Cylinder Block (Use Miniblock 24 782 15)
2	25 139 57-S	2	Plug-Solid, Square Head (.38)
3	24 032 01-S	1	Seal-Oil
4	24 380 13-S	6	Pin-Locating
5	24 067 13-S	2	Rod-Connecting (Standard)
6	24 067 14-S	2	Rod-Connecting (.25)
7	24 874 17-S	2	Piston W/Ring Set (STD.)(Incl. Ref. #7 And 8)
8	24 874 14-S	2	Piston ASM (.08)
9	24 874 18-S	2	Piston ASM (.25)
10	24 874 19-S	2	Piston ASM (.50)
11	24 018 01-S	4	Retainer-Pin, Piston
12	24 108 11-S	2	Ring Set (STD And .08)
13	24 108 12-S	2	Ring Set (.25)
14	24 108 13-S	2	Ring Set (.50)
15	12 422 09-S	0	Shim-Camshaft (Red .032)
16	12 422 13-S	0	Shim-Camshaft (Black .04)
17	12 422 07-S	0	Shim-Camshaft (White .028)
18	12 422 08-S	0	Shim-Camshaft (Blue .03)
19	12 422 10-S	0	Shim-Camshaft (Yellow .034)
20	12 422 11-S	0	Shim-Camshaft (Green .036)
21	12 422 12-S	0	Shim-Camshaft (Gray .038)
22	24 012 10-S	1	Camshaft

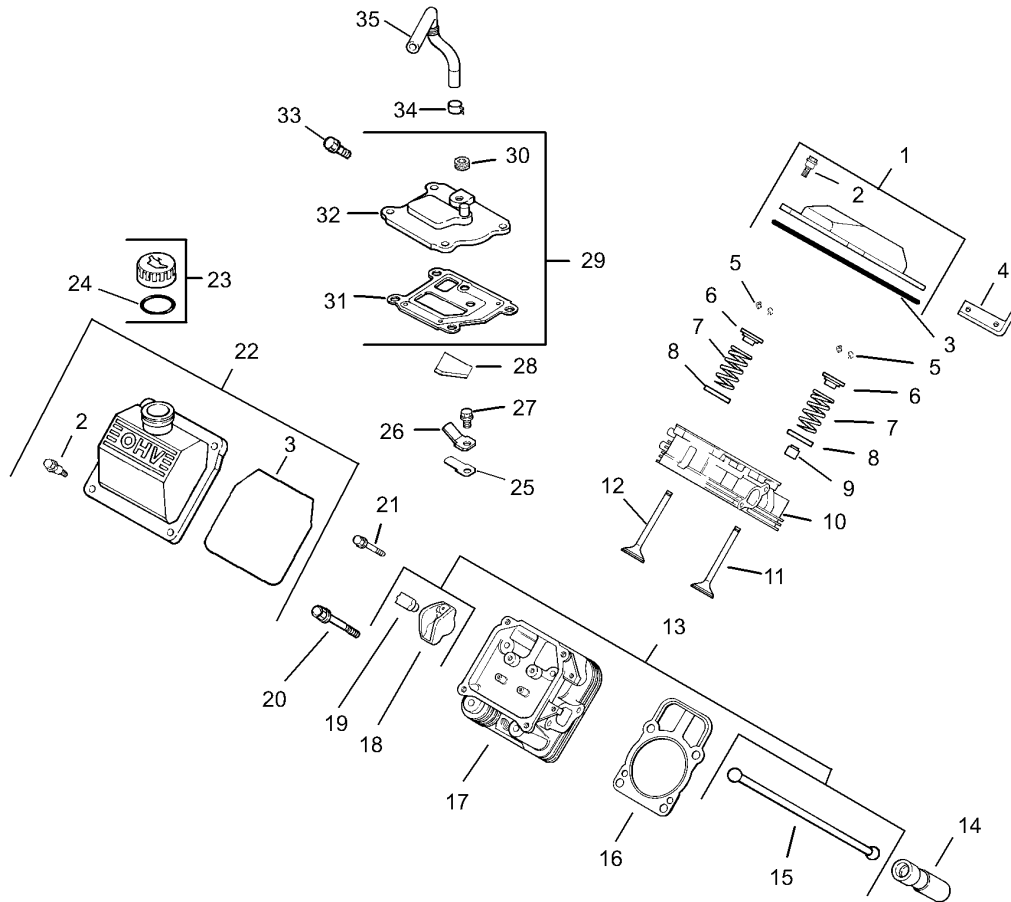
Ref	Part No.	Qty.	Description
23	24 018 09-S	1	Ring-Retainer
24	M-931010-S	1	Washer-Flat (8 Mm)
25	28 032 09-S	1	Seal-Shaft, Cross Governor
26	24 468 15-S	1	Washer-Flat (.34)
27	24 144 33-S	1	Shaft-Governor Cross
28	52 139 09-S	1	Plug-Cup



Oil Pan / Lubrication Assembly Kohler CH20S-6467

Ref	Part No.	Qty.	Description
❶1	24 009 96-S	1	Plate, Closure ASM (Incl. Ref. #2-12,19, 20, 22)
❶2	24 755 121-S	3	Kit, Dipstick W/Tube (Incl. Ref. #3)
❶3	24 038 10-S	1	Dipstick
❶4	24 043 12-S	5	Kit, Governor Gear (Incl. Ref. #5)
❶5	12 380 01-S	1	Pin-Regulating, Governor
❶6	52 448 02-S	1	Tab-Locking
❶7	12 144 02-S	1	Shaft-Gear, Governor
❶8	52 032 08-S	1	Seal-Oil
❶9	24 153 08-S	1	O-Ring
❶10	24 393 37-S	1	Oil Pump Assembly (Incl. Ref. #11, 12)
❶11	24 153 01-S	1	O-Ring
❶12	24 381 04-S	1	Pick Up-Oil
❶13	M-631005-S	2	Washer-Plain (6 Mm)
❶14	M-645025-S	2	Screw-HF (M6X1.0X25)
❶15	52 050 02-S	1	Filter-Oil
❶16	25 029 01-S	1	Adapter-Oil Filter, Remote
❶17	52 155 03-S	2	Connector-Hose
❶18	24 326 46-S	2	Hose, Oil
❶19	24 294 08-S	1	Fitting
❶20	24 294 09-S	1	Fitting-Straight
❶21	25 155 11-S	1	Connector 1/4-18 Npt,1/2-20 Sae 45° Maleflare
❶22	24 086 16-S	9	Screw-HF (M8X1.25X45)

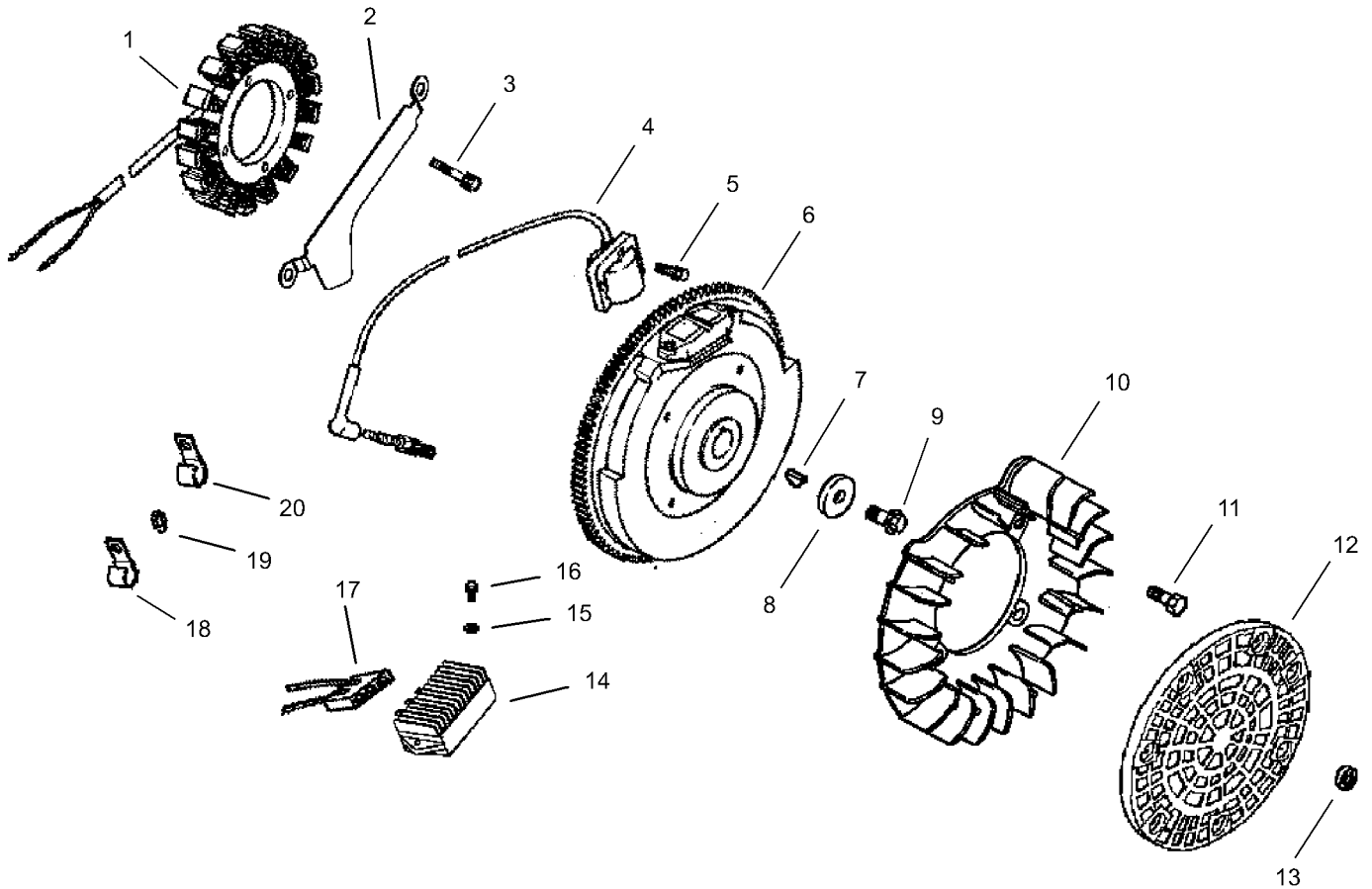
Ref	Part No.	Qty.	Description
❶23	24 086 17-S	1	Screw-HF (M8X1.25X45)
❶❶	25 454 03-S	2	Tie-Wire



Head / Valve / Breather Assembly Kohler CH20S-64647

Ref	Part No.	Qty.	Description
❶	24 755 74-S	1	Kit, Valve Cover-Plain (Incl. Ref. #2 And 3)
❷	24 086 32-S	4	Screw-Shoulder, M6X1.0X30
❸	24 153 23-S	1	O-Ring
❹	24 445 01-S	1	Strap-Lifting
❺	12 755 03-S	4	Retainer Kit
❻	12 173 01-S	4	Cap-Spring, Valve
❼	24 089 02-S	4	Spring-Valve
❽	235011-S	4	Retainer-Spring
❾	66 032 05-S	2	Seal-Stem, Valve
❿	24 318 68-S	1	No. 1 Cylinder Head ASM
⓫	24 017 01-S	2	Valve-Intake (Standard)
⓬	24 017 02-S	2	Valve-Intake (.25)
⓭	24 016 01-S	2	Valve-Exhaust (Standard)
⓮	24 016 02-S	2	Valve-Exhaust (.25)
⓯	24 755 66-S	1	Kit, Valve Train (Incl. Ref. #15,18,19)
⓰	25 351 01-S	4	Lifter-Valve
⓱	24 411 05-S	4	Rod-Push
⓲	24 041 08-S	2	Gasket-Cylinder Head
⓳	24 318 71-S	1	No. 2 Cylinder Head ASM
⓴	25 186 01-S	4	Arm-Rocker
⓵	24 599 01-S	4	Pivot-Arm, Rocker
⓶	12 086 16-S	8	Screw-Hex Flange (M10X1.5X90)

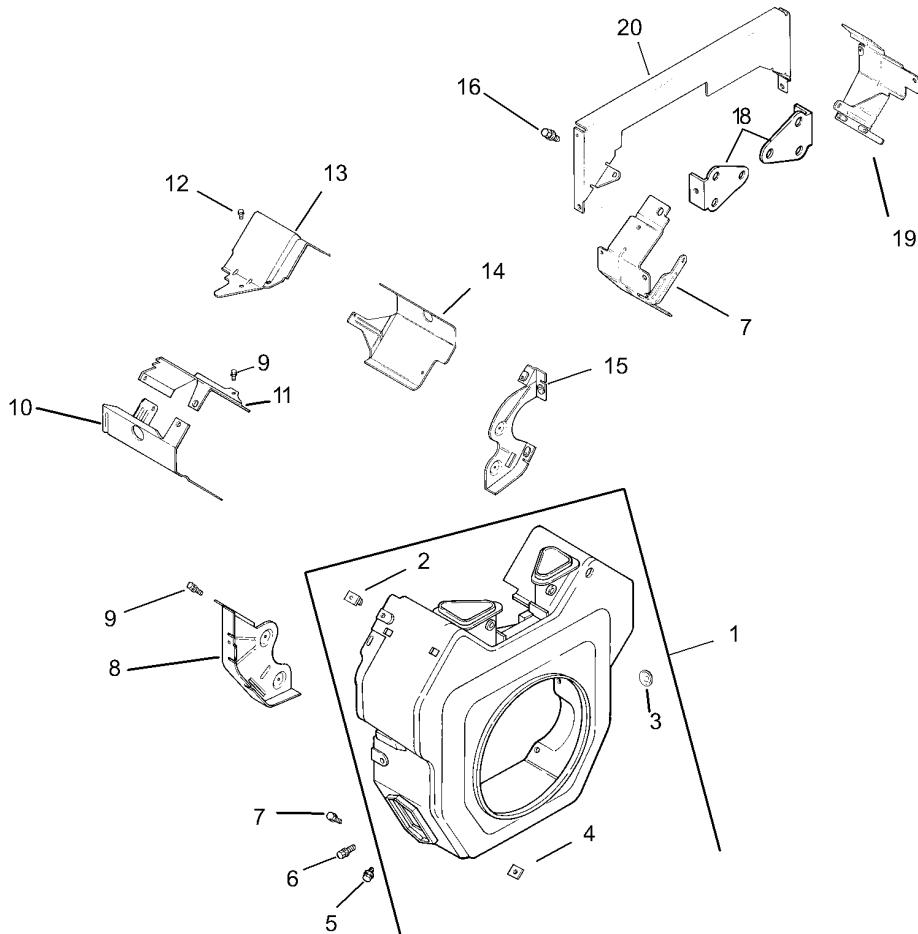
Ref	Part No.	Qty.	Description
⓶	M-640034-S	4	Screw-HF (M6X1.0X34)
⓷	24 559 03-S	1	Kit, Fuel Pump/Valve Cover (Incl. Ref. # 2 And 3)
⓸	24 755 46-S	1	Kit, Oil Fill Cap (Incl. Ref. #24)
⓹	25 153 02-S	1	O-Ring
⓺	24 402 03-S	1	Reed-Breather
⓻	12 018 01-S	1	Retainer-Reed, Breather
⓼	M-545010-S	1	Screw-HHFTF (M5X0.8X10)
⓽	24 050 01-S	1	Filter-Breather
⓾	24 033 01-S	1	Kit, Breather(Incl. Ref. #30-32)
⓿	25 139 60-S	1	Plug-Hex, Countersunk (.125)
⓿	24 041 23-S	1	Gasket-Breather
⓿	24 096 86-S	1	Cover-Breather
⓿	M-645020-S	4	Screw-Flange, Hex (M6X1.0X20)
⓿	25 237 14-S	1	Clamp-Hose
⓿	24 326 26-S	0	Hose-Breather



Ignition / Electrical Assembly Kohler CH20S-64647

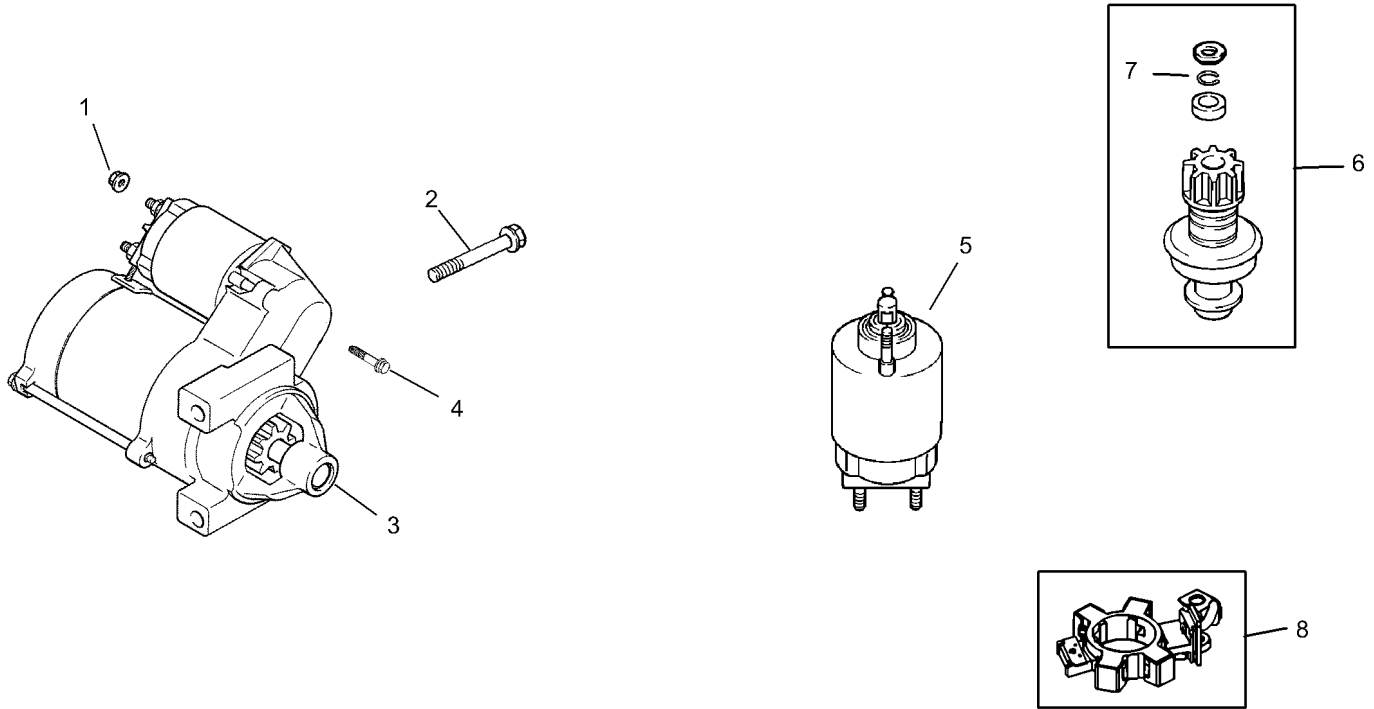
Ref	Part No.	Qty.	Description
1	28 085 02-S	1	Kit, Stator W/Connectors (Incl. Ref. #17)
2	24 126 71-S	1	Bracket-Wire, Stator
3	M-545030-S	2	Screw-Cap, Hex
4	24 584 01-S	2	Module-Ignition
5	M-545020-S	4	Screw-HHFTF (M5X0.8X20)
6	24 025 01-S	1	Flywheel
7	X-42-15-S	1	Key (.19 X .62)
8	12 468 03-S	1	Washer-Flat (.38)
9	12 086 14-S	1	Screw-Hex, Flange (M10X1.5X45)
10	24 157 01-S	1	Fan
11	25 086 47-S	4	Bolt-Shoulder (M6X1.0X16)
12	24 162 03-S	1	Screen-Grass
13	24 018 03-S	1	Retainer
14	25 403 05-S	1	Rectifier-Regulator (15 Amp)
15	X-25-92-S	2	Washer-Flat (.188)
16	24 086 18-S	2	Screw-Phi HD (11-16X.88)
17	236602-S	1	Connector (3 Contact)
18	235173-S	1	Clip-Cable
19	X-25-63-S	1	Washer-Flat (.25)
20	48 154 02-S	1	Clip-Cable
1 21	12 132 06-S	2	Spark Plug
1 2	24 518 12-S	1	Lead-Black
1 3	24 176 72-S	1	Harness-Wiring

Ref	Part No.	Qty.	Description
1 6	X-22-11-S	1	Washer-Lock, Internal Tooth (1/4)
1 6	25 454 03-S	2	Tie-Wire



Blower Housing and Baffle Assembly Kohler CH20S-64647

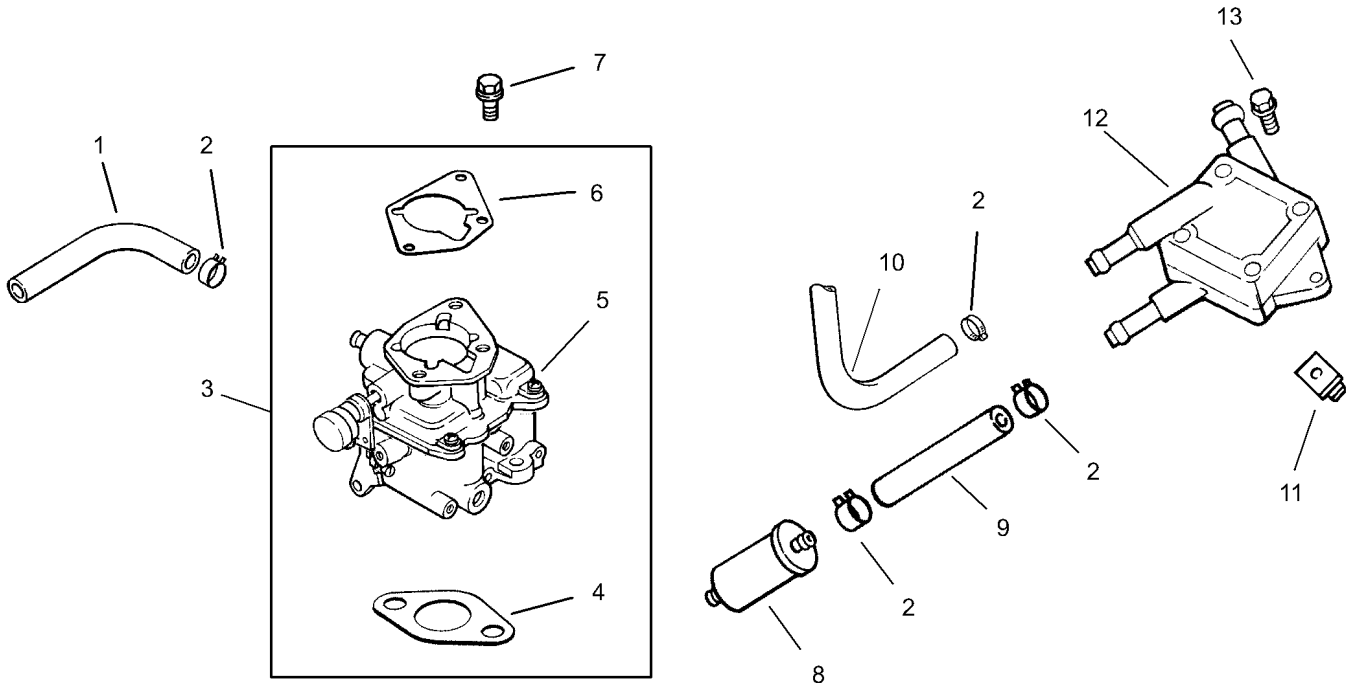
Ref	Part No.	Qty.	Description				
❶	24 027 175-S	1	Housing, Blower (Incl. Ref. #2-4)				
❷	24 100 02-S	2	Nut-Plastic				
❸	25 139 16-S	1	Plug-Button (.56)				
❹	24 100 01-S	3	Nut-Plastic				
❺	M-551016-S	1	Screw-Hex Flange, Heavy (M5X0.8X16)				
❻	M-545016-S	3	Screw-HHFTF (M5X0.8X16)				
❼	M-545020-S	4	Screw-HHFTF (M5X0.8X20)				
❽	24 146 16-S	1	Plate-Backing, No. 2 Side				
❾	M-645016-S	6	Screw-HHFTF (M6X1.0X16)				
❿	24 063 20-S	1	Baffle-Cylinder Barrel, No. 2 Side				
⓫	24 063 17-S	1	Baffle-Valley (No. 2 Side)				
⓬	M-545010-S	2	Screw-HHFTF (M5X0.8X10)				
⓭	24 063 59-S	1	Baffle-Valley (No. 1 Side)				
⓮	24 063 58-S	1	Baffle-Barrel, Cylinder (No. 1 Side)				
⓯	24 146 20-S	1	Plate-Backing (No. 1 Side)				
⓰	M-639010-S	4	Screw-HF				
⓱	24 063 13-S	1	Baffle-Ducted Air, #1 Side				
⓲	24 126 04-S	2	Bracket-Support				
⓳	24 063 12-S	1	Baffle-Ducted Air, #1 Side				
⓴	24 113 12-S	1	Decal				



Starting System Kohler CH20S-64647

Ref	Part No.	Qty.	Description
❶	M-841080-S	1	Nut-Hex, Flange (M8X1.25)
❷	M-839080-S	2	Screw-Hex, Flange (M8X1.25X70)
❸	24 098 09-S	1	Starter, Solenoid Shift ASM (Incl. Ref. #4-18)
❹	25 086 113-S	3	Screw-Torx Head, External
❺	25 435 05-S	4	Kit, Solenoid (Incl. Ref. #4)
❻	25 755 33-S	7	Kit, Pinion Drive (Incl. Ref. #7)
❼	25 141 05-S	1	Ring-Retaining
❽	25 221 01-S	1	Brush Kit

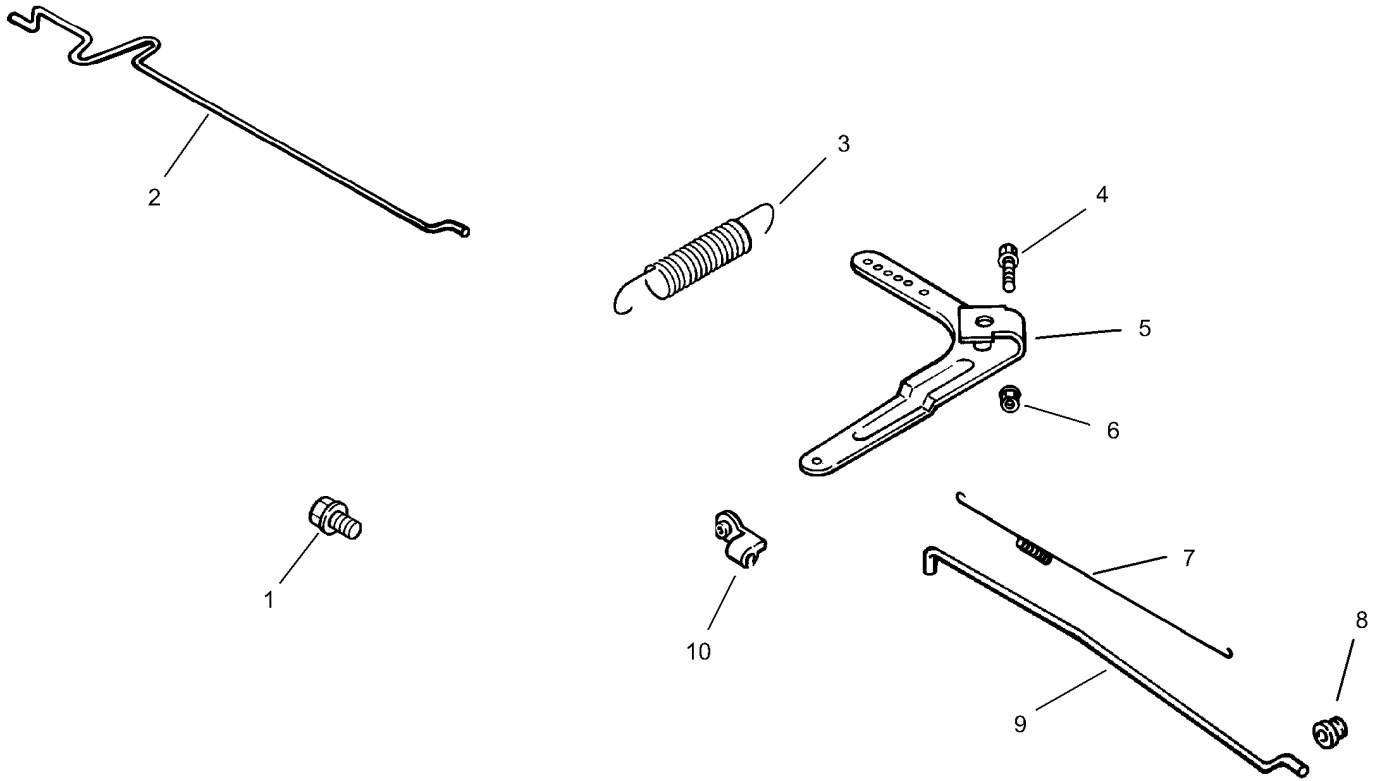
--	--	--	--



Fuel System Assembly Kohler CH20S-64647

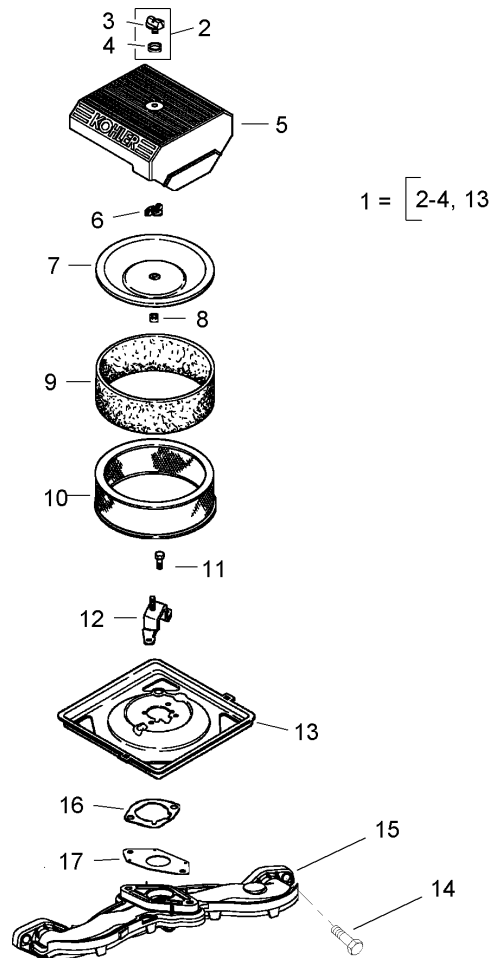
Ref	Part No.	Qty.	Description
❶	25 353 32-S	1	Line-Fuel
❷	25 237 14-S	6	Clamp-Hose
❸	24 853 33-S	1	Kit, Carburetor W/Gasket (Incl. Ref. #4-6)
❹	24 041 06-S	1	Gasket-Base, Air Cleaner
❺		1	Carburetor Assembly (Incl. Ref. #24 75701-S, 24 757 02-S, 24 757 03-S, 24 757 07-S, 24 757 08-S & 24 757 09-S)2405333 (For Information Only Not Available Separately)
❻	24 041 17-S	1	Gasket-Carburetor
❼	M-651030-S	2	Screw-Hex Flange (M6X1.0X30)
❽	24 050 02-S	1	Filter-Fuel
❾	25 353 15-S	1	Line-Fuel, 3-1/2"
❿	24 353 02-S	1	Line-Fuel (15.5)
⓫	24 100 01-S	2	Nut-Plastic
⓬	24 393 16-S	1	Pump-Pulse, Fuel
⓭	24 086 12-S	2	Screw-Hex Cap (M6X1.7X18)
⓯	24 755 125-S	1	High Altitude Kit
⓱	24 757 01-S	1	Solenoid Repair Kit
⓲	24 757 02-S	1	Float Repair Kit
⓳	24 757 03-S	1	Carburetor Repair Kit
⓴	24 757 07-S	1	Choke Repair Kit
⓵	24 757 08-S	1	Acc Pump Repair Kit

Ref	Part No.	Qty.	Description
⓯	24 757 09-S	1	Acc Pump Seal Repair Kit



Engine Control Kohler CH20S-64647

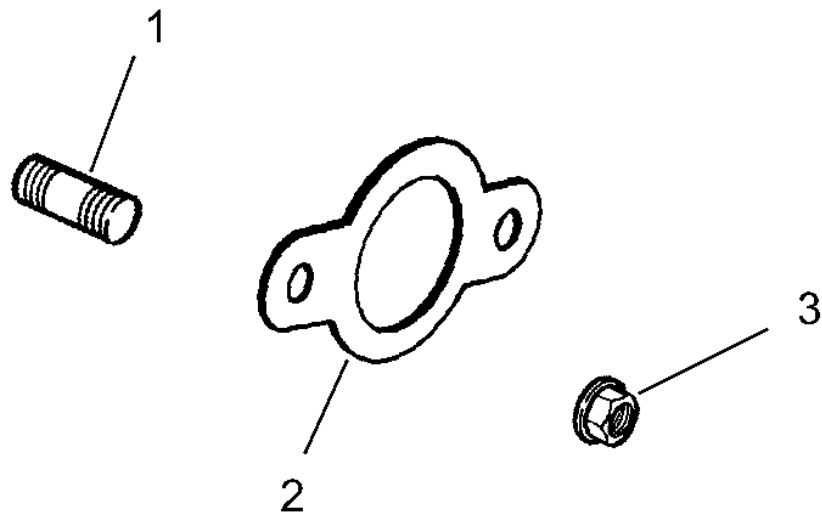
Ref	Part No.	Qty.	Description
1	M-645016-S	4	Screw-HHFTF (M6X1.0X16)
2	24 079 21-S	1	Linkage-Choke
3	24 089 15-S	1	Spring-Governor
4	24 211 03-S	1	Bolt-Rd HD Sq Neck (M6X1.0X25)
5	24 090 33-S	1	Lever-Governor
6	M-641060-S	1	Nut-Hex, Flange (M6X1.0)
7	24 089 01-S	1	Spring-Linkage
8	25 158 08-S	1	Bushing-Retaining, Linkage
9	24 079 01-S	1	Linkage-Throttle
10	25 158 11-S	1	Bushing-Linkage, Throttle
11	25 454 03-S	1	Tie-Wire



Air Intake / Filtration Assembly Kohler CH20S-64647

Ref	Part No.	Qty.	Description
1	24 743 05-S	1	Kit, Air Cleaner Cover (Incl. Ref. #2-5, 12)
2	54 755 01-S	1	Kit, Knob With Seal (Incl. Ref. #3, 4)
3	25 341 03-S	1	Knob-Cover
4	24 153 20-S	1	Seal
5	24 096 67-S	1	Cover-Cleaner, Air
6	12 100 01-S	1	Nut-Wing
7	24 096 01-S	1	Cover-Air Cleaner, Inner
8	24 032 03-S	1	Seal-Inner Air Cleaner
9	24 083 02-S	1	Element, Precleaner
10	47 083 03-S	1	Element, Air Cleaner
11	M-639016-S	3	Screw-HF (M6X1.0X16)
12	24 126 21-S	1	Bracket-Base, Air Cleaner
13	24 094 24-S	1	Base, Air Cleaner
14	25 086 84-S	4	Screw-HF (M6X1.0X55)
15	24 164 14-S	1	Manifold-Intake
16	24 041 01-S	2	Gasket-Manifold, Intake
17	24 041 06-S	1	Gasket-Base, Air Cleaner

--	--	--	--



Exhaust Assembly Kohler CH20S-64647

Ref	Part No.	Qty.	Description
①	25 072 04-S	4	Stud (M8X1.25X33)
②	24 041 49-S	2	Gasket-Manifold, Exhaust
③	M-841080-S	4	Nut-Hex, Flange (M8X1.25)
①②	24522295	1	Short Block ASM
①②	2478215	1	Miniblock
①②	24 755 107-S	1	Gasket Set

Attachments and Accessories

For 41177 - Multi-Pro 1250 Turf Sprayer

Product Name	Model/Part
CE Kit 2005 and After Multi-Pro 1200 and 1250 Turf Sprayers	106-4840
Rinse Kit	106-4842
Sprayer Valves O-Ring Kit	106-4846
Turret Seal Repair Kit	108-3263
Single Nozzle Kit	41024
Spray Gun Kit	41133
Electric Hose Reel Kit	41135
Pro Foam Concentrate (4 X 1 Gallon)	41157
Sonic Boom Kit	41217
Foam Marker Kit	41228
Boom Mounting Kit	41323
Compliance Kit	41339
Roll-Over Protection System	41361
Pro-Foam	41607

NOTES

NOTES

