



## Reelmaster<sup>®</sup> 3100-D

Model No. 03200 - 250000001 and up.

### Parts Catalog

---

#### **Ordering Replacement Parts**

To order replacement parts, please supply the part number, the quantity, and the description of each part desired.

#### **Understanding Reference Numbers**

Each identified part in an illustration has a reference number. The reference number for a part also appears in the parts list, along with other information about the part.

This catalog uses two special reference number formats, one to indicate parts in a service assembly and another to indicate the quantity of a given part in an illustration.

#### **Service Assembly Reference Numbers**

Parts in service assemblies have reference numbers in the form a:b. The a represents the reference number of the entire service assembly and the b represents a sequential number unique to each part within the service assembly.

For example, a wheel assembly might be identified by reference number 6, the tire by 6:1, the valve by 6:2, and the wheel by 6:3. When you order the assembly identified by reference number 6, you receive all parts identified by reference numbers 6:1, 6:2, and 6:3. However, you may also order any part individually. Reference numbers of this type appear in illustrations and in part lists.

#### **Reference Numbers Indicating Quantity**

In an illustration, if a reference number indicates more than one part, the reference number has the form nX y. The n represents the quantity of the part, the X is the multiplication symbol, and the y represents the reference number.

For example, in an illustration, the reference number 2X 37 means that two of the parts identified by reference number 37 are indicated.

# Contents

<b>Description</b>	<b>Page</b>	<b>Description</b>	<b>Page</b>
Frame, Platform and Roll-Over Protection System Assembly	..... 4	Parking Brake Assembly	..... 40
Front Wheel and Brake Assembly	..... 5	Control Valve Assembly	..... 41
Hydraulic Motor Assembly No. 75-9990	..... 6	Control Valve Assembly No. 95-8689	..... 42
Hydraulic Motor Assembly No. 95-8693	..... 7	Lift Arm Kits	..... 43
Brake Assembly No. 104-7705	..... 8	Crankcase Assembly	..... 44
Steering Column Assembly	..... 9	Oil Pan Assembly	..... 45
Steering Valve Assembly No. 104-5180	..... 10	Cylinder Head Assembly	..... 46
Rear Fork and Tire Assembly	..... 11	Gear Case Assembly	..... 47
Hydraulic Cylinder Assembly No. 94-8141	..... 12	Head Cover Assembly	..... 48
Hydraulic Motor Assembly No. 95-8694	..... 13	Dipstick and Guide Assembly	..... 49
Control Panel Assembly	..... 14	Main Bearing Case Assembly	..... 50
Front Platform Assembly	..... 15	Camshaft and Idle Gear Shaft Assembly	..... 51
Traction Pedal Assembly	..... 16	Piston and Crankshaft Assembly	..... 52
Rear Lift Arm Assembly	..... 17	Flywheel Assembly	..... 53
Hydraulic Cylinder Assembly No. 95-8978	..... 19	Fuel Camshaft and Governor Shaft Assembly	..... 54
Neutral Arm Assembly	..... 20	Idling Aparatus, Stop Solenoid and Fuel Pump Cover Assembly	..... 55
Engine Assembly	..... 21	Injection Pump Assembly	..... 56
Air Cleaner and Muffler Assembly	..... 22	Governor Assembly	..... 57
Air Cleaner Assembly No. 93-2190	..... 23	Speed Control Plate Assembly	..... 58
Radiator Assembly	..... 24	Nozzle Holder and Glow Plug Assembly	..... 59
Hood Assembly	..... 25	Nozzle Holder Assembly	..... 60
Fuel Tank Assembly	..... 26	Alternator and Pulley Assembly	..... 61
Water / Fuel Filter Assembly No. 98-9305	..... 27	Alternator (Component Part) Assembly	..... 62
Manifold Block Assembly	..... 28	Starter Installation Assembly	..... 63
Hydraulic Manifold Assembly No. 104-4841	..... 29	Starter (Component Part) Assembly	..... 64
Hydraulic Tank Assembly	..... 30	Water Flange and Thermostat Assembly	..... 65
Hydrostat Assembly	..... 31	Water Pump and Pipe Assembly	..... 66
Piston Pump Assembly No. 104-4890	..... 33	Valve and Rocker Arm Assembly	..... 67
Gear Pump Assembly No. 95-8601	..... 34	Inlet and Exhaust Manifold Assembly	..... 68
Carrier Assembly	..... 35	Fan Assembly	..... 69
Reel Motor Assembly	..... 36	Reserve Tank Assembly	..... 70
Motor Gear Assembly No. 104-4884	..... 37	Fuel Pump and Filter, Muffler Gasket, Glow Controller and Operator Manual	..... 71
Motor Gear Assembly No. 104-5164	..... 38	Gasket Kits	..... 72
Battery Assembly	..... 39		

## Part Description Abbreviations

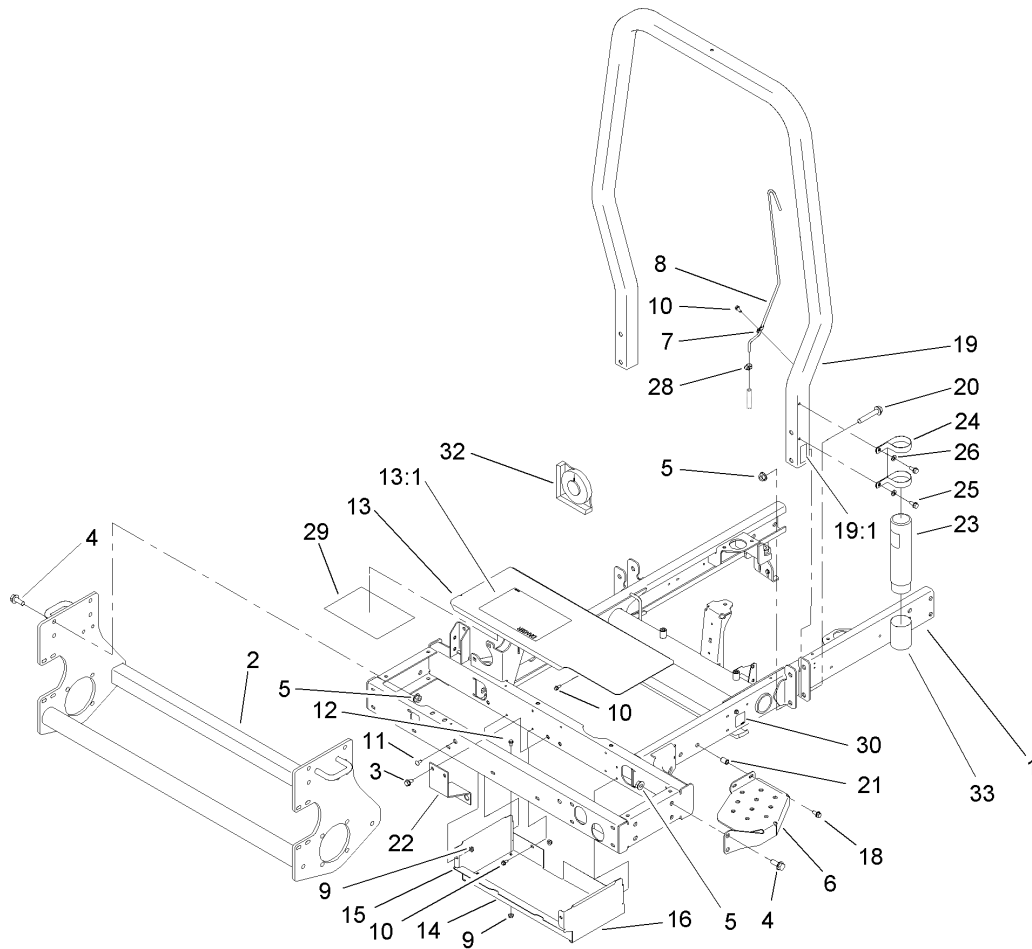
Part descriptions in this catalog may include the following abbreviations.

AR. ....	as required	HYD. ....	hydraulic
ASM. ....	assembly	LH. ....	left hand
BBC. ....	blade brake clutch	NI. ....	nylon insert
CARR. ....	carriage	NPTF. ....	national pipe thread fine
DEG. ....	degrees	PFH. ....	phillips flat head
EXT. ....	external	PPH. ....	phillips pan head
FH. ....	flat head	PPHTF. ....	phillips pan head thread forming
GA. ....	gauge	PRH. ....	phillips round head
HD. ....	heavy-duty	PTH. ....	phillips truss head
HF. ....	hex flange	PTO. ....	power-take-off
HH. ....	hex head	RH. ....	right hand
HHF. ....	hex head flange	ROPS. ....	roll-over protection system
HHFTF. ....	hex head flange thread forming	SFH. ....	slotted fillister head
HJ. ....	hex jam	SHH. ....	slotted hex head
HLH. ....	hex lag head	SHWH. ....	slotted hex washer head
HOC. ....	height-of-cut	SPH. ....	slotted pan head
HSBH. ....	hex socket button head	SQH. ....	square head
HSFH. ....	hex socket flat head	SRH. ....	slotted round head
HSH. ....	hex socket head	STD. ....	standard
HWH. ....	hex washer head	TAP. ....	self tapping
HWHTF. ....	hex washer head thread forming	TTH. ....	torx truss head

## Footnotes

❶ Not illustrated

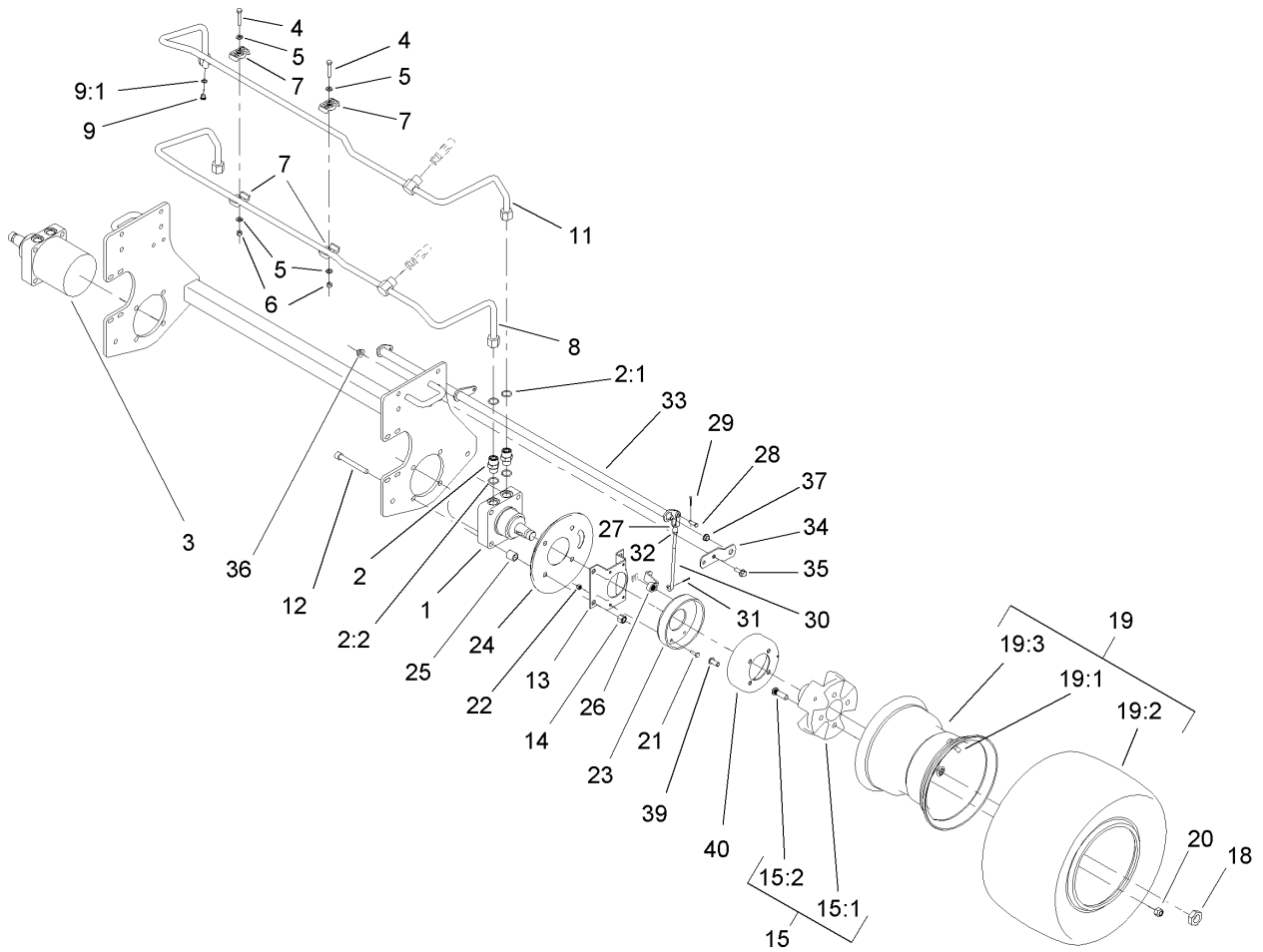
❷ Not serviced separately



## Frame, Platform and Roll-Over Protection System Assembly

Ref	Part No.	Qty.	Description
1	95-8590-03	1	Frame ASM
2	95-8568-03	1	Frame-Lower
3	32144-15	2	Screw-HHFTF
4	3234-38	8	Screw-HHF
5	32128-49	12	Nut-HHF
6	99-3375-03	1	Step
7	2412-72	3	Clip-Closed, Insulated
8	95-8615	1	Tube-Breather
9	32128-33	6	Nut-HF
10	32144-10	11	Screw-HWH
11	3229-11	2	Screw-CARR
12	3234-13	4	Screw-HHF
13	99-3504	1	Toolbox Cover ASM
13:1	99-3496	1	Decal-Danger
13:1	104-5181	1	Decal-Danger, Ce
14	99-3430-03	1	Bottom-Toolbox
15	99-3431-03	1	End-Toolbox, RH
16	99-3432-03	1	End-Toolbox, LH
18	3234-5	2	Screw-HHF
19	107-7833	1	ROPS ASM
19:1	107-7831	1	Decal-ROPS
20	3234-40	4	Screw-HF
21	32148-8	2	Insert-Threaded
22	95-8598-03	1	Bracket-Bulkhead, Scissor

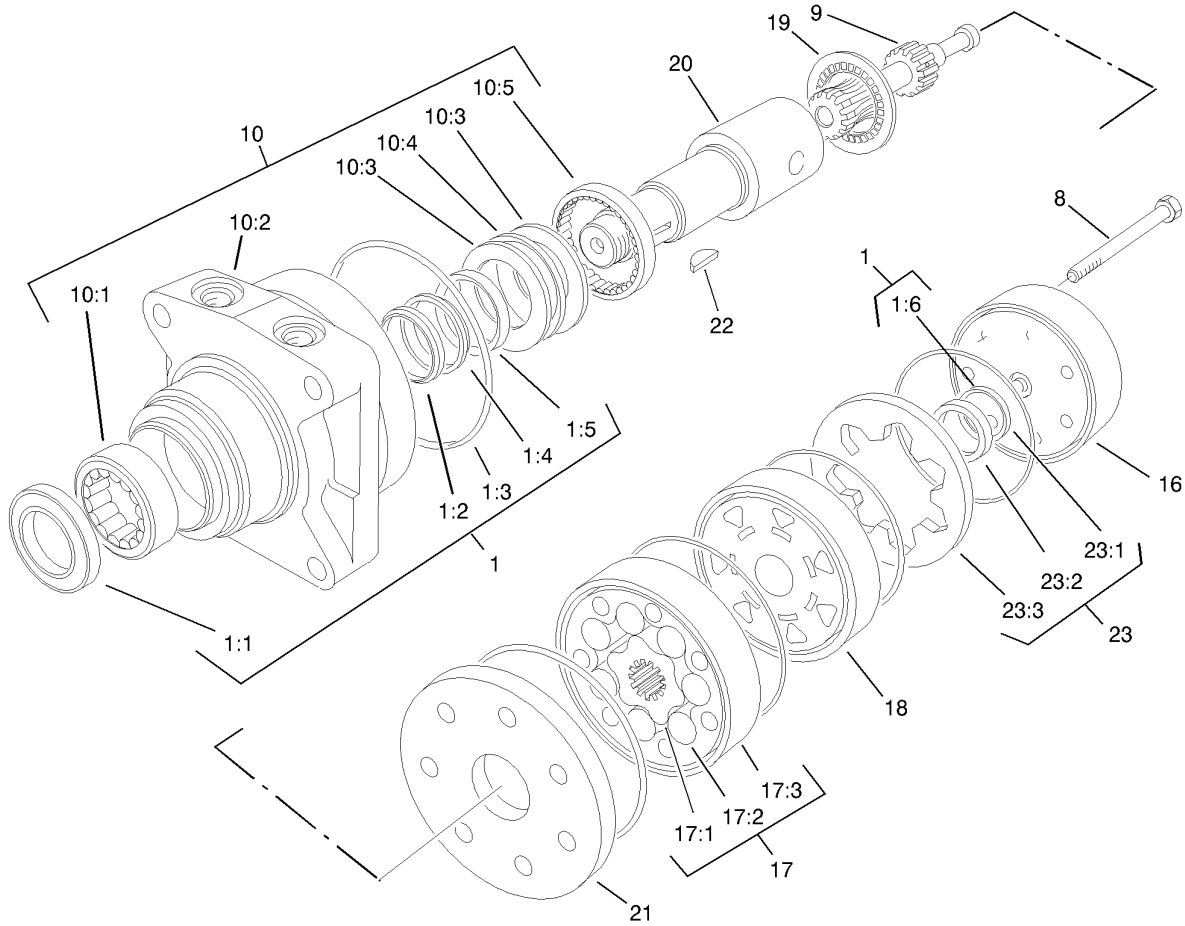
Ref	Part No.	Qty.	Description
23	104-7050	1	Housing-Manual
24	2412-133	2	R-Clamp
25	32144-70	2	Screw-HWHTF
26	3256-23	2	Washer-Flat
28	2412-108	1	Clamp-Worm
29	104-5199	1	Decal-Service
30	105-4674	1	Decal-Noise
32	99-3503	1	Indicator-Angle
33	104-7048	1	Cap-Housing



## Front Wheel and Brake Assembly

Ref	Part No.	Qty.	Description
1	75-9990	1	HYD Motor ASM
2	340-7	4	Adapter
2:1	237-65	1	O-Ring
2:2	237-80	1	O-Ring
3	95-8693	1	HYD Motor ASM
4	322-9	2	Screw-HH
5	3256-23	4	Washer-Flat
6	3296-29	2	Nut-Lock, NI
7	56-7971	4	Clamp-Tube
8	95-8783	1	Tube ASM
9	353-990	1	Plug
9:1	237-78	1	O-Ring
11	95-8784	1	Tube ASM
12	3274-99	8	Screw-HSH
13	84-2000-03	2	Bracket-Brake
14	3296-23	8	Nut-Lock, NI
15		2	Wheel Hub / Stud ASM
15:1	104-0462-03	1	Hub-Wheel
15:2	10-6830	4	Stud-Type, Drive
18	26-3790	2	Nut-Lock
19		2	Tire And Wheel ASM
19:1	232-27	1	Stem-Valve
19:2	104-0451	1	Tire-Turf, Trac
19:3	104-0452	1	Rim-Wheel

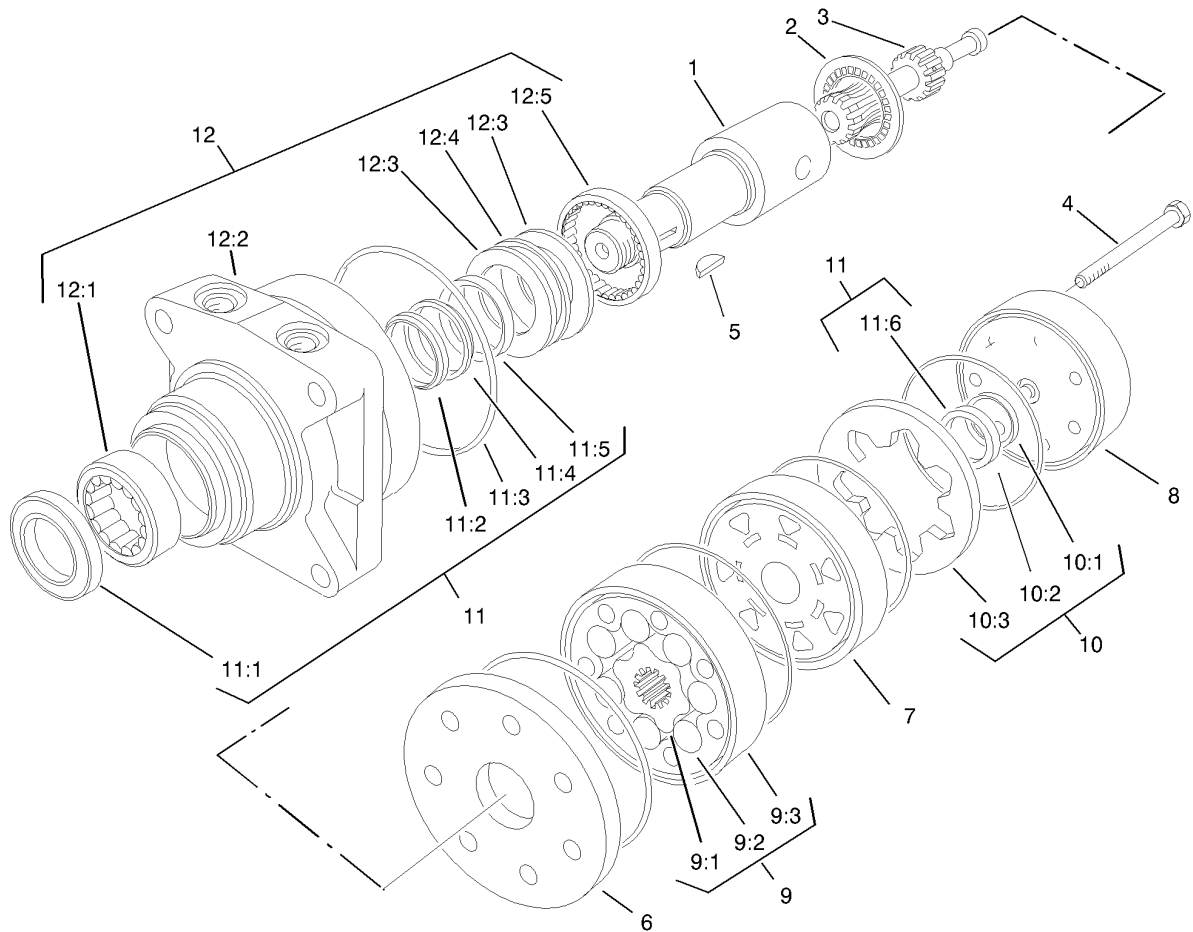
Ref	Part No.	Qty.	Description
20	242-50	8	Nut-Lug
21	321-5	8	Screw-HH
22	3296-42	8	Nut-Lock, NI
23	104-7705	2	Brake ASM
24	104-0485-03	2	Shield-Wheel
25	92-1715	8	Spacer
26	93-6850	2	Lever-Brake
27	282-2	2	Yoke
28	283-1	2	Pin-Clevis
29	3272-10	2	Pin-Cotter
30	104-4627	2	Rod-Adjusting
31	3272-6	2	Pin-Cotter
32	3220-2	2	Nut-Jam
33	104-4625-03	1	Brake Pivot Shaft ASM
34	95-8683	2	Bracket-Pivot, Brake
35	3234-11	4	Screw-HHF
36	32128-43	4	Nut-Flange
37	256-156	2	Bushing-Flange
39	3274-105	8	Screw-HSBH
40	104-4809	2	Drum-Brake



## Hydraulic Motor Assembly No. 75-9990

Ref	Part No.	Qty.	Description
1	76-0800	1	Seal Kit
②1:1		1	Seal-Dirt & Water
②1:2		1	Washer-Back-Up
②1:3		5	Ring-Seal
②1:4		1	Washer-Back-Up
②1:5		1	Seal-Inner
②1:6		1	Seal-Commutator
8	76-1010	7	Screw
9	76-0960	1	Link-Drive
10	76-0810	1	Housing ASM
②10:1		1	Bearing
②10:2		1	Housing
②10:3		2	Washer-Thrust
②10:4		1	Bearing-Thrust
②10:5		1	Bearing
16	76-0940	1	End Cover ASM
17	76-0970	1	Rotor Set
②17:1		1	Rotor
②17:2		7	Vane
②17:3		1	Stator
18	76-0840	1	Manifold
19	76-0850	1	Bearing-Thrust
20	76-0860	1	Shaft-Coupling
21	76-0870	1	Plate-Wear

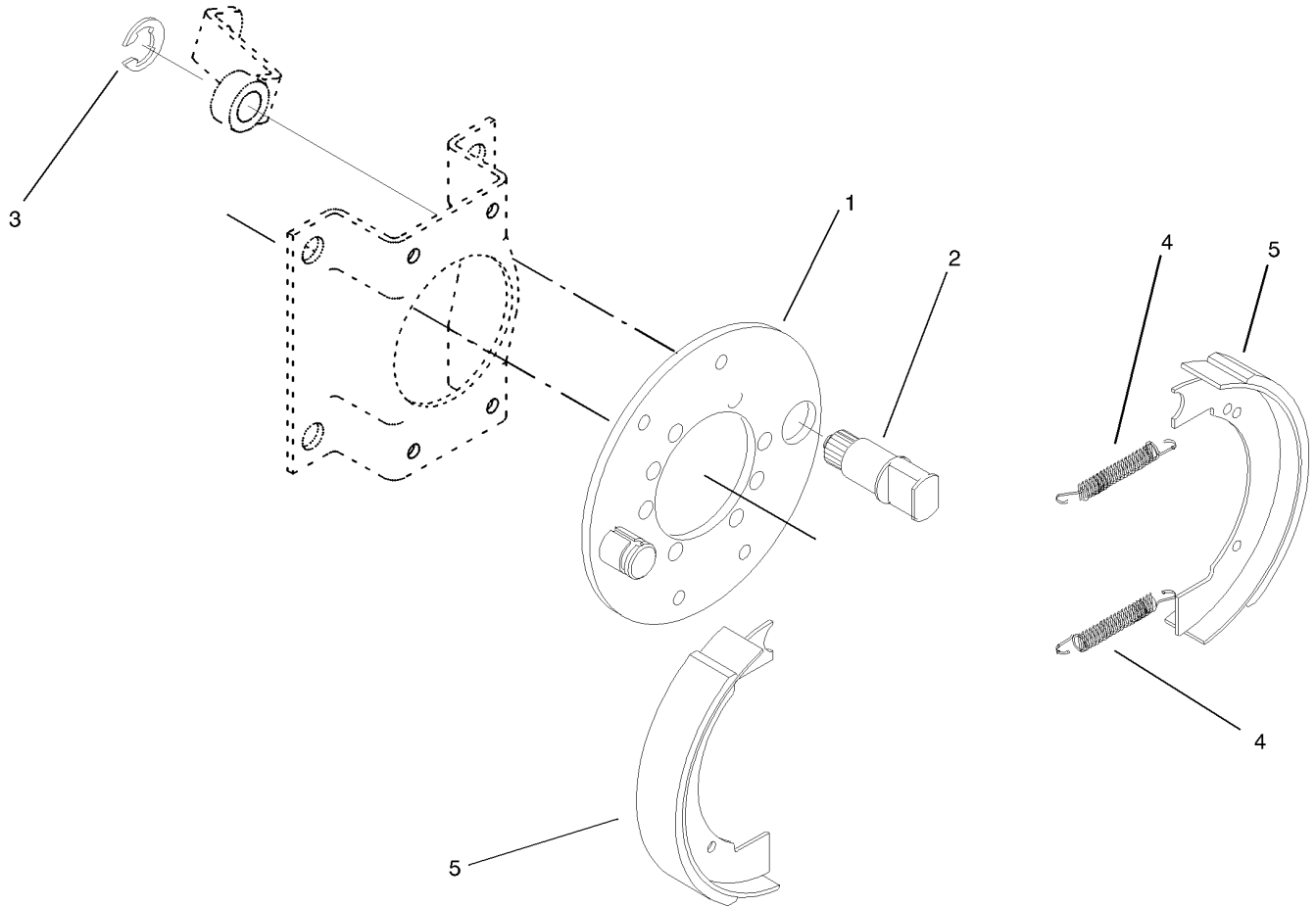
Ref	Part No.	Qty.	Description
22	3257-42	1	Key-Woodruff
23	76-0880	1	Commutator ASM
②23:1		1	Seal-Commutator
②23:2		1	Commutator
②23:3		1	Ring-Commutator



## Hydraulic Motor Assembly No. 95-8693

Ref	Part No.	Qty.	Description
1	76-0860	1	Shaft-Coupling
2	76-0850	1	Bearing-Thrust
3	76-0960	1	Link-Drive
4	76-1010	7	Screw
5	3257-42	1	Key-Woodruff
6	76-0870	1	Plate-Wear
7	99-3535	1	Manifold
8	76-0940	1	End Cover ASM
9	76-0970	1	Rotor Set
●9:1		1	Rotor
●9:2		7	Vane
●9:3		1	Stator
10	76-0880	1	Commutator ASM
●10:1		1	Seal-Commutator
●10:2		1	Commutator
●10:3		1	Ring-Commutator
11	76-0800	1	Seal Kit
●11:1		1	Seal-Dirt & Water
●11:2		1	Washer-Back-Up
●11:3		5	Ring-Seal
●11:4		1	Washer-Back-Up
●11:5		1	Seal-Inner
●11:6		1	Seal-Commutator
12	76-0810	1	Housing ASM

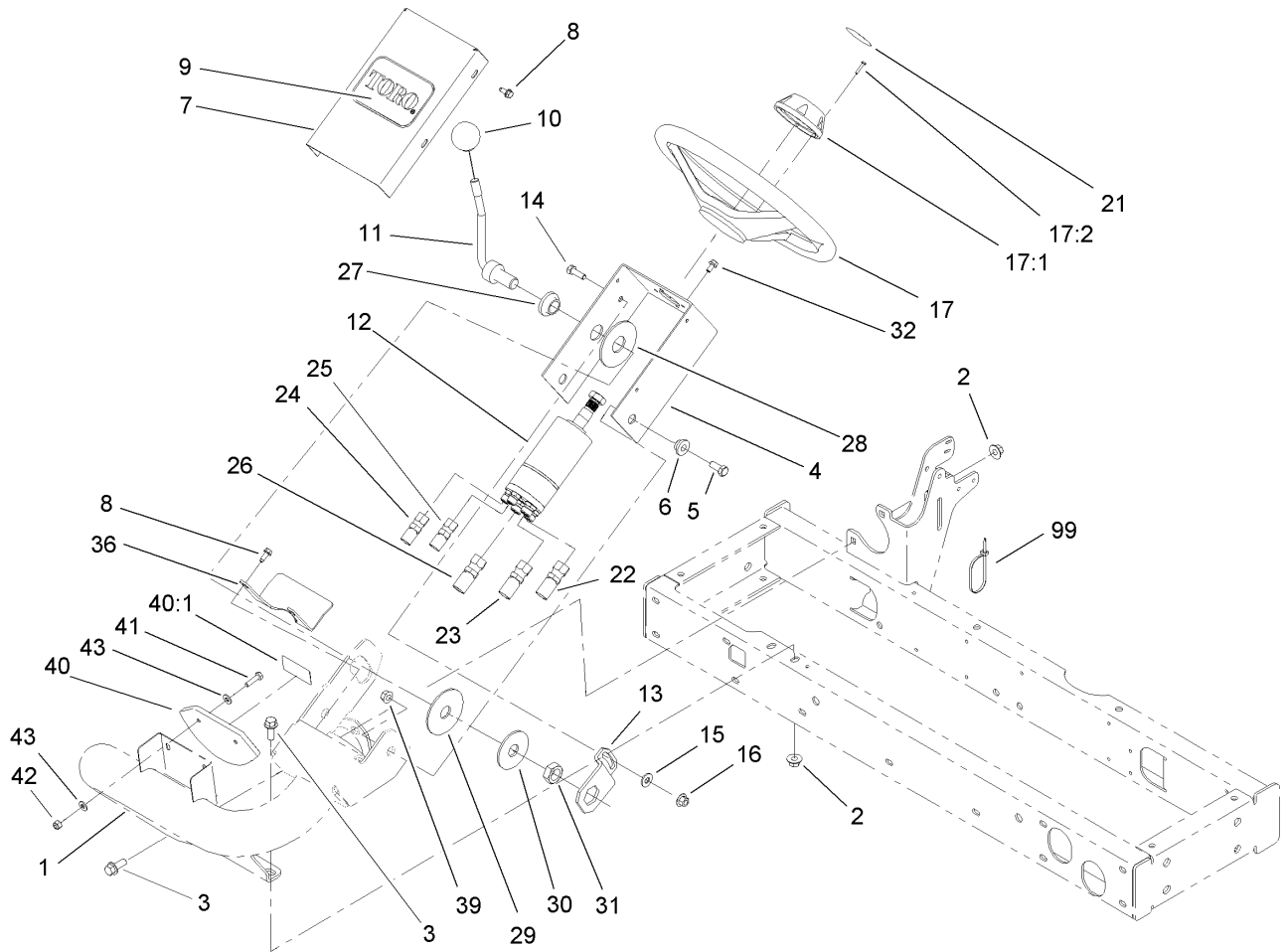
Ref	Part No.	Qty.	Description
●12:1		1	Bearing
●12:2		1	Housing
●12:3		2	Washer-Thrust
●12:4		1	Bearing-Thrust
●12:5		1	Bearing



### Brake Assembly No. 104-7705

Ref	Part No.	Qty.	Description
1	70-9870	1	Plate-Backing
2	104-7707	1	Shaft-Cam, Brake
3	104-7706	1	E-Ring, Bowed
4	70-9880	2	Spring-Return
5	70-9840	2	Shoe-Brake

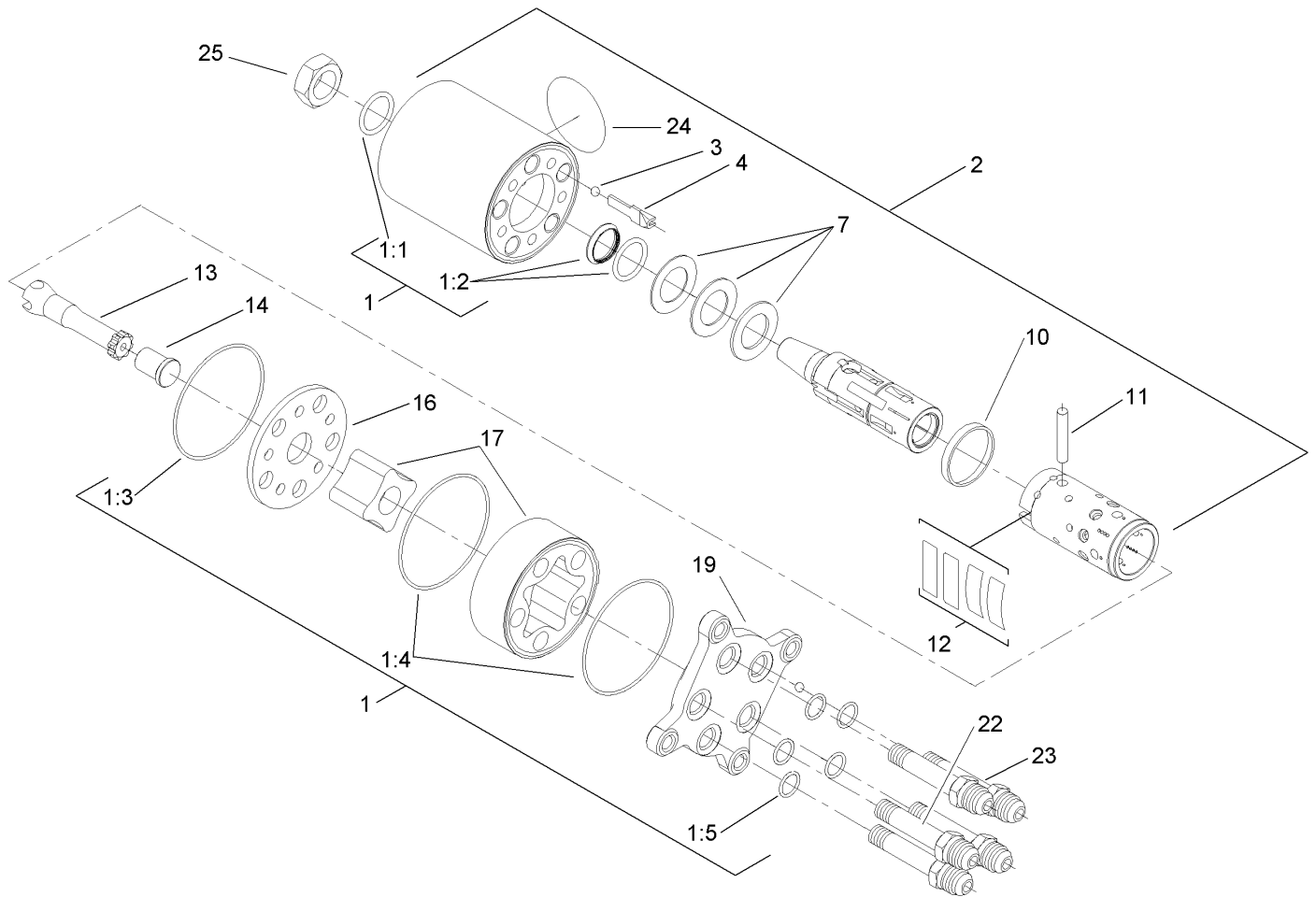




## Steering Column Assembly

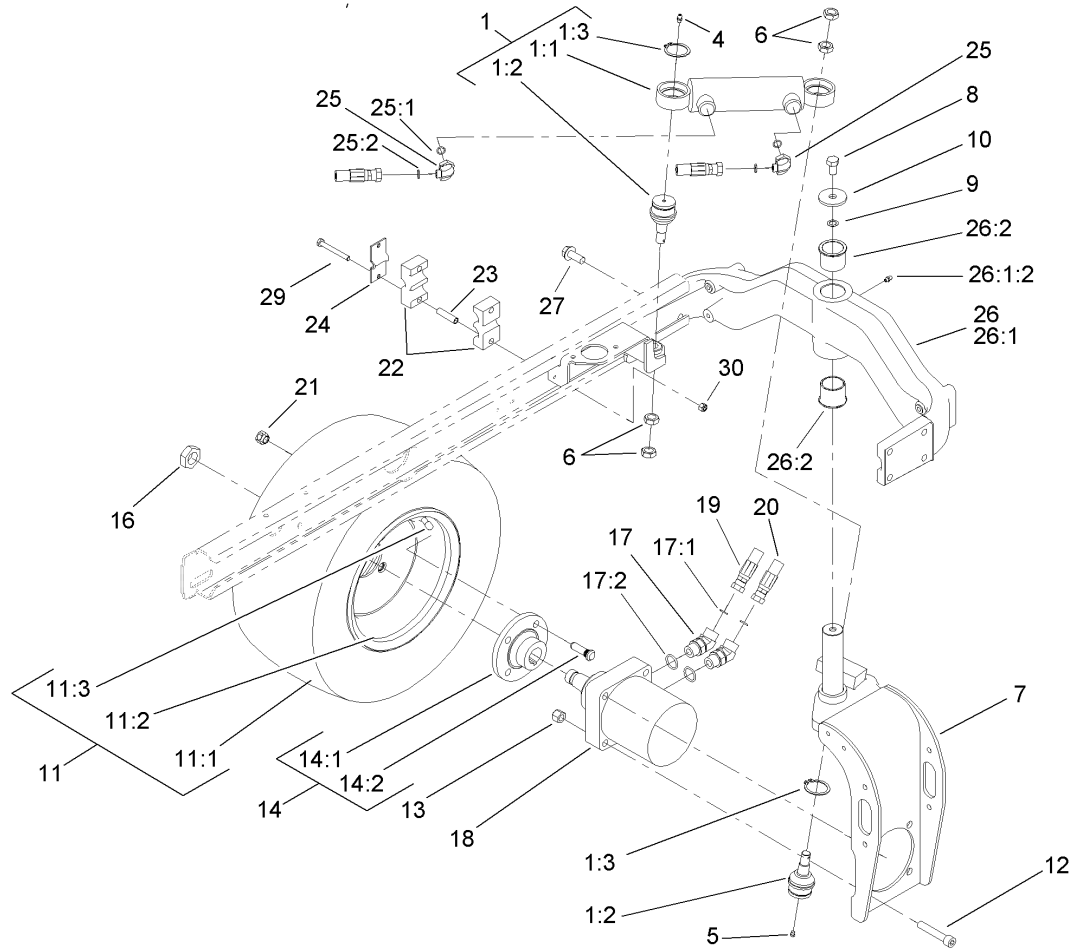
Ref	Part No.	Qty.	Description
1	105-8536-01	1	Arm-Steering
2	32128-43	4	Nut-Flange
3	3234-11	4	Screw-HHF
4	104-5185-01	1	Bracket-Valve, Steering
5	323-5	2	Screw-HH
6	93-5988	2	Hub-Pivot
7	95-8794-01	1	Cover-Valve, Steering
8	32144-10	5	Screw-HWH
9	67-1300	1	Decal
10	233-48	1	Knob
11	95-8798-03	1	Lever-Steering
12	104-5180	1	Valve-Steering
13	80-2880	1	Bracket-Tilt
14	322-5	1	Screw-HH
15	3256-3	1	Washer-Flat
16	32128-44	1	Nut
17	75-0560	1	Wheel-Steering
17:1	32144-21	1	Screw
17:2	68-5140	1	Cap-Wheel, Steering
21	68-5370	1	Decal
22	95-8842	1	Hose ASM
23	95-8843	1	Hose ASM
24	95-8844	1	Hose ASM
25	95-8845	1	Hose ASM

Ref	Part No.	Qty.	Description
26	95-8846	1	Hose ASM
27	99-3502	1	Boss
28	31-0390	1	Disc-Friction
29	82-9010	1	Disc-Friction
30	80-2930	1	Washer-Flat
31	3218-7	1	Nut-Jam
32	33103-012	4	Screw-HHF
36	99-3405-01	1	Shield-Steering
39	32128-21	2	Nut-HF
40	100-4929	1	Slope Indicator ASM
40:1	100-4837	1	Decal-Danger
40:1	107-7801	1	Decal-Danger, Ce
41	321-7	2	Screw-HH
42	3296-42	2	Nut-Lock, NI
43	3256-22	4	Washer-Flat
99	3290-378	2	Tie-Cable



## Steering Valve Assembly No. 104-5180

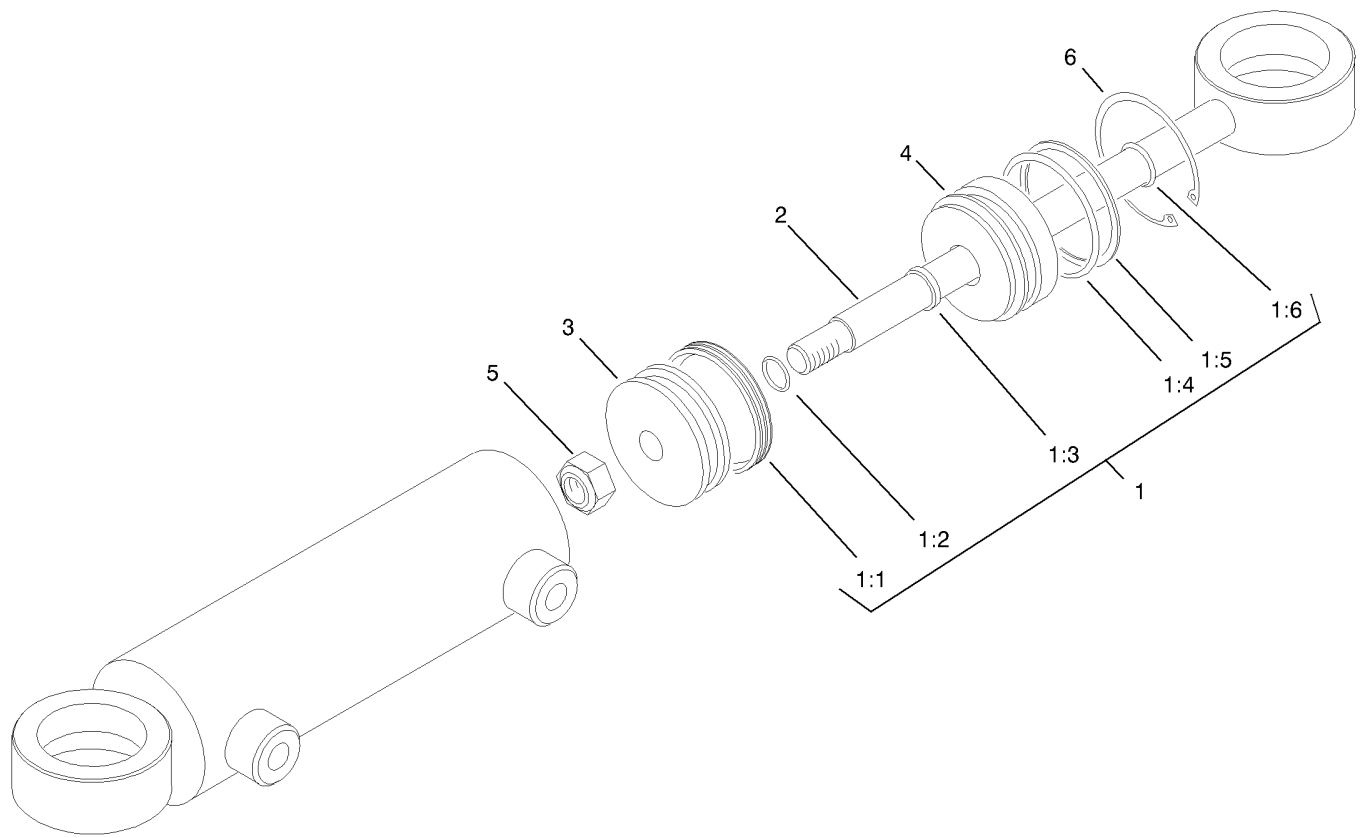
Ref	Part No.	Qty.	Description
1	106-6716	1	Seal Kit
②1:1		1	Ring-Seal, Dust
②1:2		1	Seal-Shaft
②1:3		1	Seal-Dust
②1:4		2	Seal-Dust
②1:5		5	Seal-Dust
②2		1	Housing
②3		1	Ball
②4		1	Stop-Ball
②7		1	Bearing ASM
②10		1	Ring
②11		1	Pin-Cross
②12		1	Springs
②13		1	Shaft
②14		1	Spacer
②16		1	Plate-Distributor
②17		1	Gearwheel Set
②19		1	Cover-End
②22		1	Screw-Special
②23		4	Screw-Special
②24		1	Plate-Name
25	3220-6	1	Nut-Jam

## Rear Fork and Tire Assembly

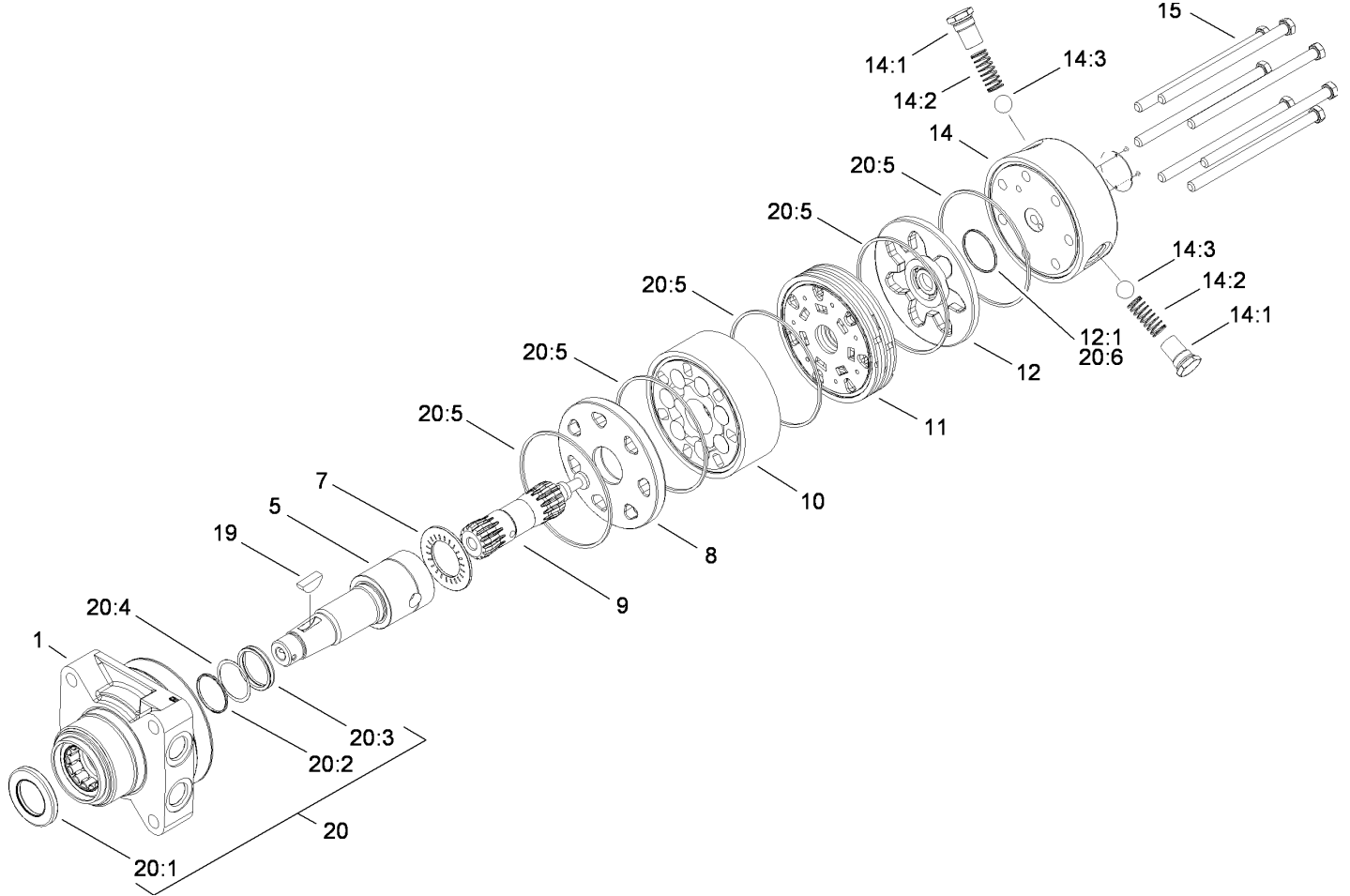
Ref	Part No.	Qty.	Description
②1		1	Steering Cylinder / Balljoint ASM
1:1	94-8141	1	HYD Cylinder ASM
1:2	106-6774	2	Joint-Ball
1:3	32151-104	2	Ring-Retaining, External
4	302-5	1	Fitting-Grease
5	302-59	1	Plug-Threaded
6	3220-6	4	Nut-Jam
7	95-8905-01	1	Fork-Rear
8	325-3	1	Screw-HH
9	3255-2	1	Washer-Lock / EXT
10	75-7730	1	Washer-Thrust
②11		1	Tire And Wheel ASM
11:1	95-8656	1	Tire-4-Ply Turf-Trac (20X10-10)
11:2	95-8657	1	Rim-Wheel
11:3	232-27	1	Stem-Valve
12	3274-93	4	Screw-HSH
13	3296-23	4	Nut-Lock, NI
②14		1	Wheel Hub / Stud ASM
14:1	10-6870-03	1	Hub-Wheel
14:2	10-6830	4	Stud-Type, Drive
16	26-3790	1	Nut-Lock
17	340-14	2	Fitting-HYD, 45 DEG
17:1	237-65	1	O-Ring
17:2	237-80	1	O-Ring

Ref	Part No.	Qty.	Description
18	95-8694	1	HYD Motor ASM
19	105-1221	1	Hose ASM
20	105-1222	1	Hose ASM
21	242-50	4	Nut-Lug
22	82-8170	2	Clamp
23	93-7960	2	Spacer
24	93-7961	1	Clamp-Drain, Case
25	340-132	2	Fitting-HYD, 90 DEG
25:1	237-78	1	O-Ring
25:2	237-21	1	O-Ring
26	107-7828	1	Rear Casting ASM
②26:1		1	Casting-Rear
26:1:2	302-5	1	Fitting-Grease
26:2	95-8805	2	Bushing
27	3234-38	8	Screw-HHF
29	322-13	2	Screw-HH
30	3296-29	2	Nut-Lock, NI
①99	3290-378	5	Tie-Cable



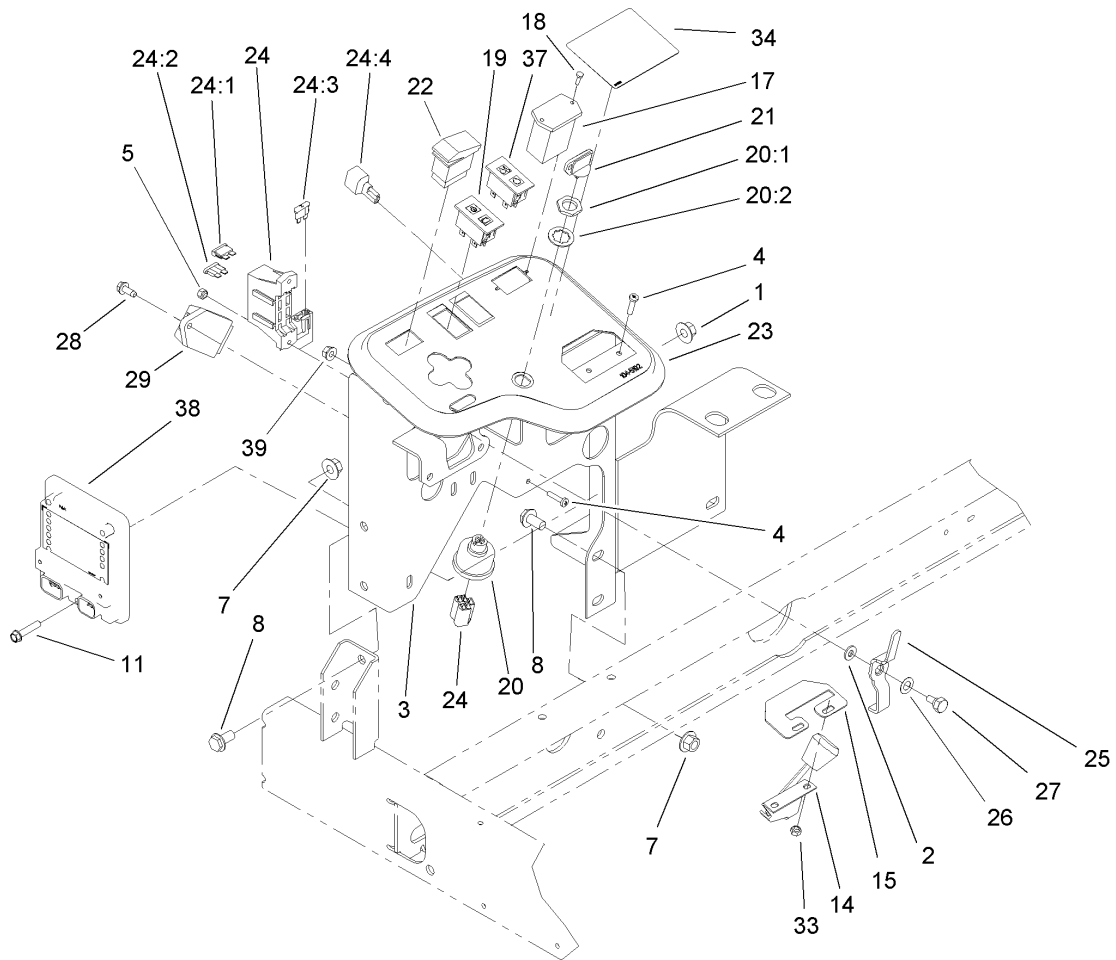
### Hydraulic Cylinder Assembly No. 94-8141

Ref	Part No.	Qty.	Description
1	86-5390	1	Seal Kit
②1:1		1	Uniring
②1:2		1	Seal-Dust
②1:3		1	Seal-Rod
②1:4		1	Seal-Dust
②1:5		1	Ring-Backup
②1:6		1	Seal-Dust
②2		1	Rod
②3		1	Piston
②4		1	Gland
②5		1	Nut-Lock
②6		1	Ring-Retaining



### Hydraulic Motor Assembly No. 95-8694

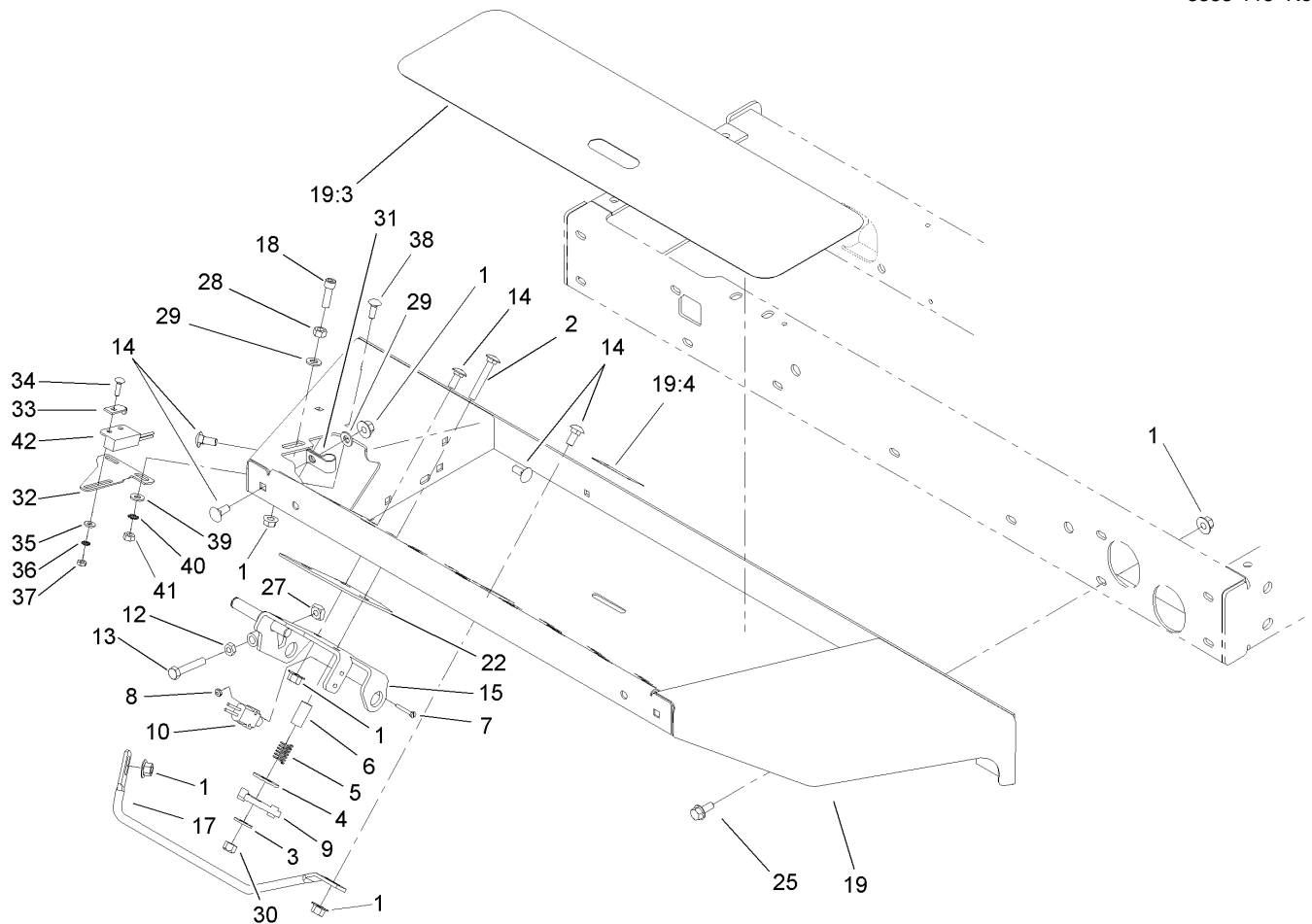
Ref	Part No.	Qty.	Description
1	76-0810	1	Housing ASM
5	99-3090	1	Shaft-Coupling
7	76-0850	1	Bearing-Thrust
8	76-0870	1	Plate-Wear
9	99-3537	1	Link-Drive
10	99-3539	1	Set-Rotor
11	99-3535	1	Manifold
12	76-0880	1	Commutator ASM
②12:1		1	Seal-Commutator
14	99-3538	1	End Cover ASM
②14:1		1	Spring Cap And O-Ring ASM
14:2	99-3541	1	Spring
14:3	99-3540	1	Ball
15	99-3536	7	Screw-HH
19	3257-42	1	Key-Woodruff
20	94-8178	1	Seal Kit
②20:1		1	Seal-Dirt And Water
②20:2		1	Backup-Ring
②20:3		1	Seal-Shaft
②20:4		1	Washer-Back Up
②20:5		5	Seal-Square, Ring (Inner)
②20:6		1	Seal-Commutator

## Control Panel Assembly

Ref	Part No.	Qty.	Description
1	32128-33	3	Nut-HF
2	3256-22	1	Washer-Flat
3	104-5190-03	1	Panel-Control
4	32105-12	4	Screw
5	3296-2	2	Nut-Lock
7	32128-43	5	Nut-Flange
8	3234-1	5	Screw-HHF
11	321-8	3	Screw-HH
14	95-8855	1	Control-Throttle
15	104-0421	1	Plate-Stop, Throttle
17	75-6820	1	Hourmeter
18	32144-18	2	Screw-HH
19	100-8070	1	Lamp-Warning
20	104-2541	1	Switch ASM
20:1	218-461	1	Nut-HH
20:2	3254-5	1	Washer-Tooth
21	63-8360	2	Key-Ignition
22	95-8999	1	Switch
23	104-5193	1	Decal-Console
24	104-5165	1	Harness-Wire
24:1	109355	1	Fuse-15 Amp
24:2	218-578	2	Fuse-10 Amp
24:3	94-6710	1	Fuse-Blade, 2 Amp
24:4	100-4918	1	Diode

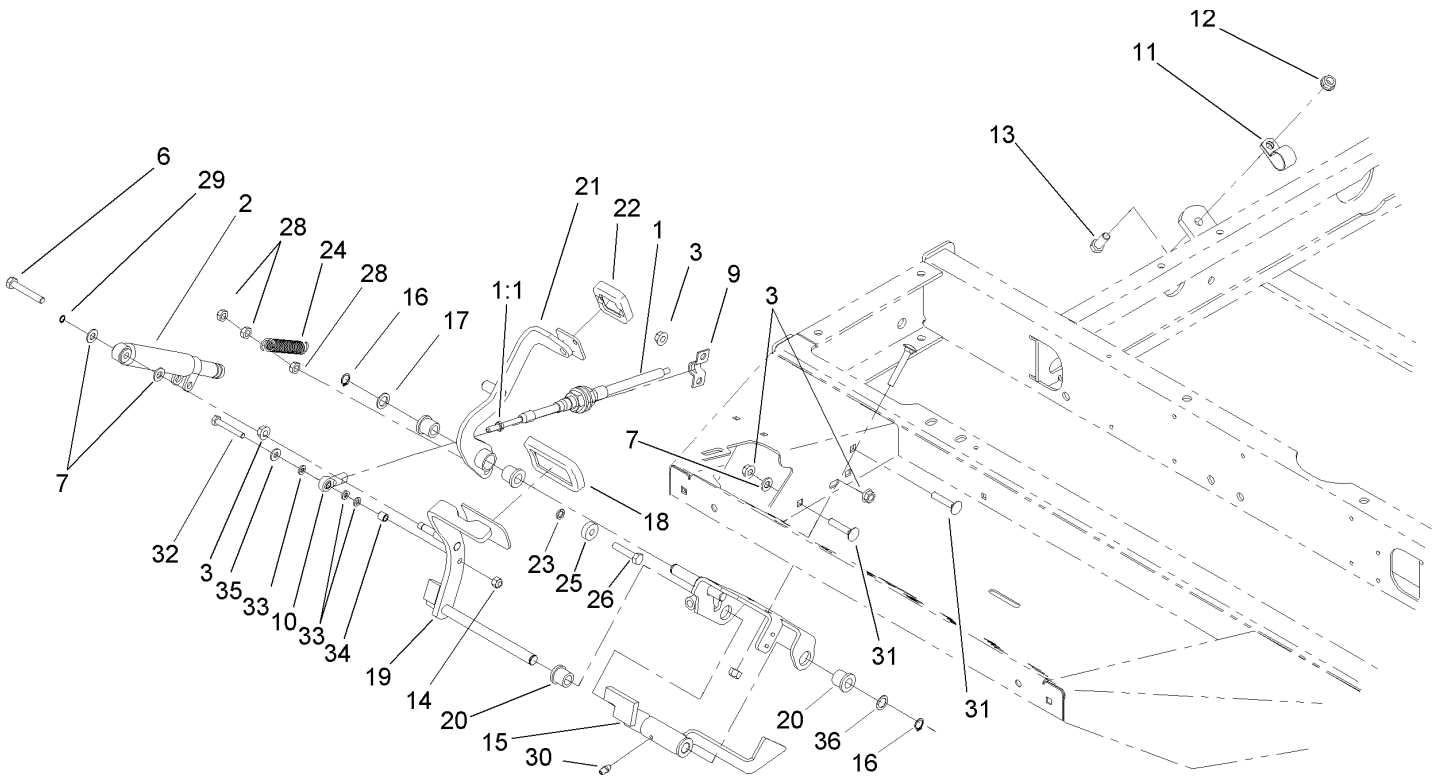
Ref	Part No.	Qty.	Description
25	99-3401-03	1	Lever-Valve, Lock
26	3290-477	1	Washer-Curved
27	63-3410	1	Screw-Shoulder
28	32144-10	1	Screw-HWH
29	98-7611	1	Controller-Glow
33	3290-148	2	Nut-HF
34	99-3558	1	Decal-Console, Ce
37	100-8071	1	Lamp-Warning
38	106-9277	1	Module-Control, Standard
39	32128-32	1	Nut-HHF
●99	3290-378	3	Tie-Cable
●99	3290-379	4	Tie-Cable



## Front Platform Assembly

Ref	Part No.	Qty.	Description
1	32128-20	18	Nut-HF
2	3230-6	1	Screw-CARR
3	3256-3	1	Washer-Flat
4	3256-40	1	Washer-Flat
5	65-9940	1	Spring
6	95-8866	1	Tube-Arm, Rocker
7	32105-9	2	Screw
8	3296-9	2	Nut-Lock
9	99-3593	1	Arm-Rocker
10	95-8900	1	Switch
12	3218-2	1	Nut-Jam
13	322-41	1	Screw-HH
14	3230-23	7	Screw-CARR
15	95-8869-03	1	Bracket-Pedal, Traction
17	95-8893	1	Bar-Deflector
18	3274-22	1	Screw-HSH
19	106-4154	1	Floorplate ASM
19:3	99-3478	1	Tread-Foot
19:4	99-3444	1	Decal-Mow / Transport
22	106-2661-01	1	Plate-Support
25	3234-5	10	Screw-HHF
27	99-3565	1	Nut-Square
28	3217-6	1	Nut-Hex
29	3256-23	2	Washer-Flat

Ref	Part No.	Qty.	Description
30	3296-29	1	Nut-Lock, NI
31	2412-103	1	Clamp
32	100-4871	1	Bracket-Switch, Neutral
33	100-4872	1	Plate-Switch, Neutral
34	3229-20	1	Screw-CARR
35	3256-14	1	Washer-Flat
36	3255-17	1	Washer-Lock, EXT
37	3296-2	1	Nut-Lock
38	3229-1	2	Screw-CARR
39	3256-22	2	Washer-Flat
40	3255-7	2	Washer-Lock/EXT
41	3217-5	2	Nut-Hex
42	100-1270	1	Switch-Proximity
●99	3290-379	2	Tie-Cable

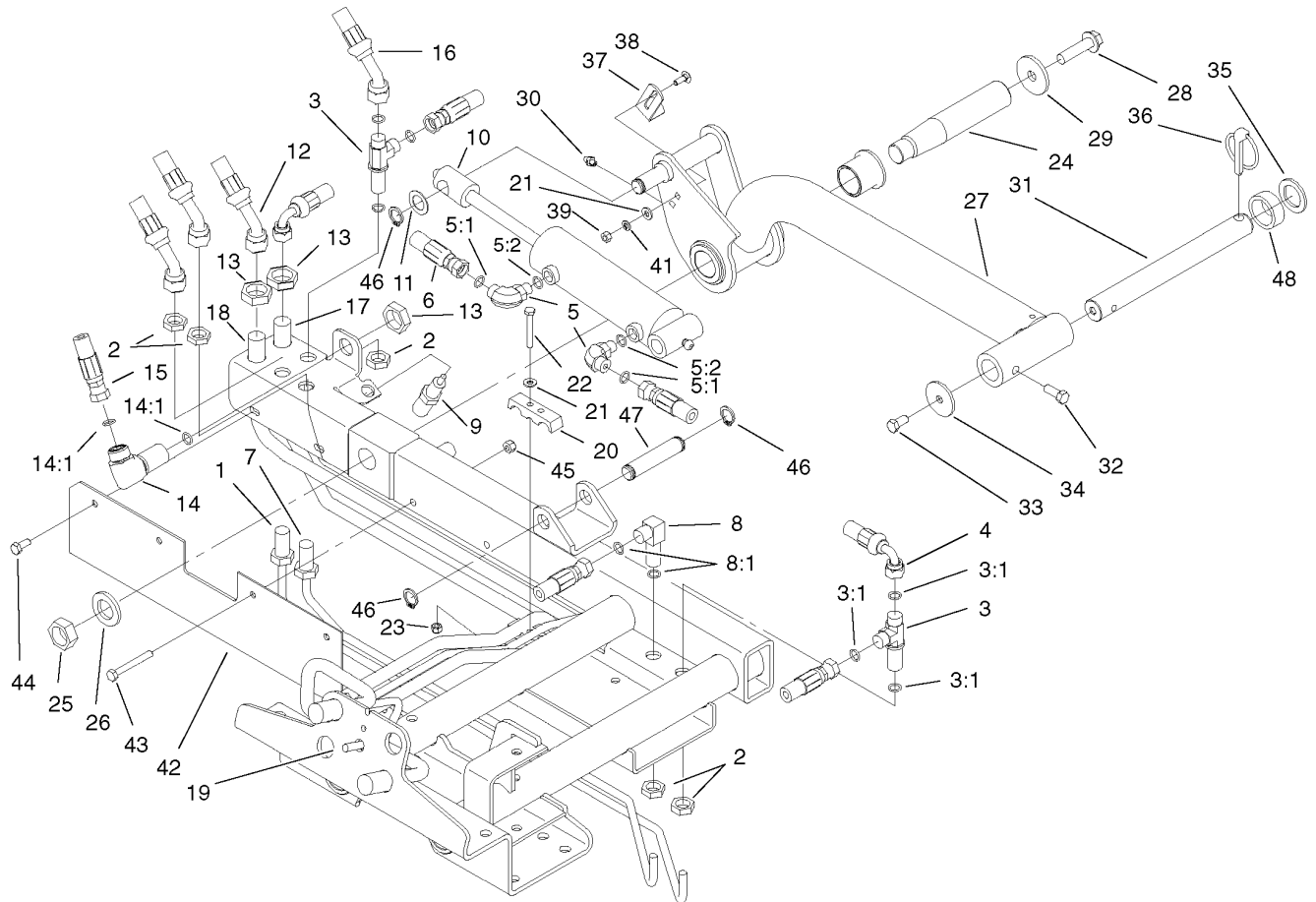


## Traction Pedal Assembly

Ref	Part No.	Qty.	Description
1	100-4815	1	Cable-Control, Traction
1:1	3220-1	2	Nut-Jam
2	76-8870	1	Lever Damper ASM
3	32128-20	5	Nut-HF
6	322-10	1	Screw-HH
7	3256-23	3	Washer-Flat
9	93-2092	1	Clamp-Cable
10	2411-41	1	Joint-Ball
11	2412-41	1	Clamp
12	3290-357	1	Nut-HHF, Whiz
13	323-6	1	Screw-HH
14	3296-42	1	Nut-Lock, NI
15	95-8861	1	Slide
16	32151-84	2	Ring-Shaft, EXT
17	41-8440	1	Washer
18	74-9100	1	Pad-Pedal, Forward
19	104-4852-03	1	Traction Pedal ASM
20	256-243	2	Bearing-Flange
21	99-3379	1	Pedal-Reverse
22	74-9110	1	Pad-Pedal, Reverse
23	75-5470	1	Spacer-Bearing
24	99-3476	1	Spring-Extension
25	251-259	1	Bearing-Ball
26	322-7	1	Screw-HH

Ref	Part No.	Qty.	Description
28	3296-47	3	Nut-Lock, NI
29	32151-3	1	Ring-Grip, EXT
30	302-5	1	Fitting-Grease
31	3230-27	1	Screw-CARR
32	321-10	1	Screw-HH
33	33093-00	3	Washer-Flat
34	99-3545	1	Spacer
35	3256-22	1	Washer-Flat
36	73-0040	4	Washer-Thrust

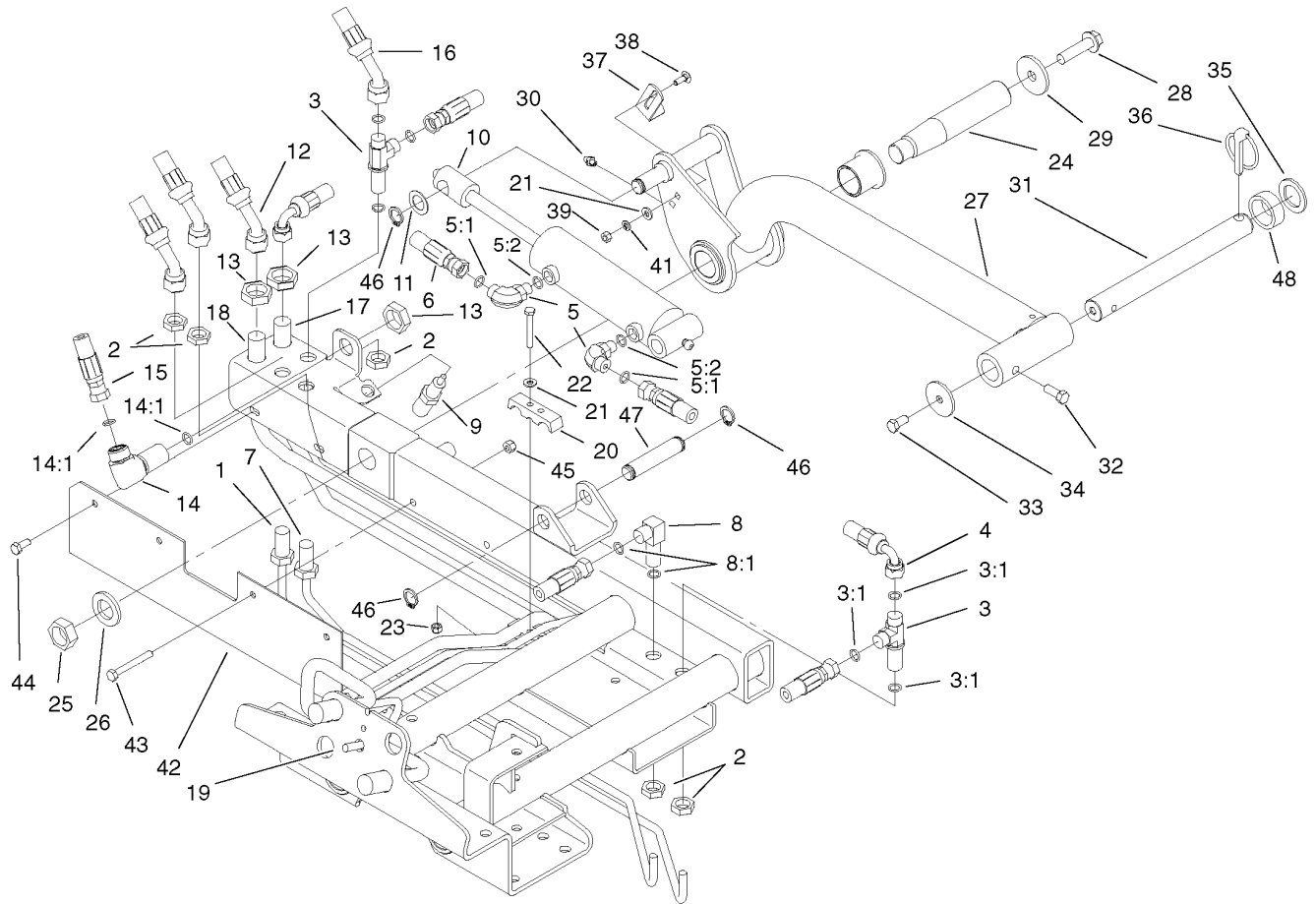




## Rear Lift Arm Assembly

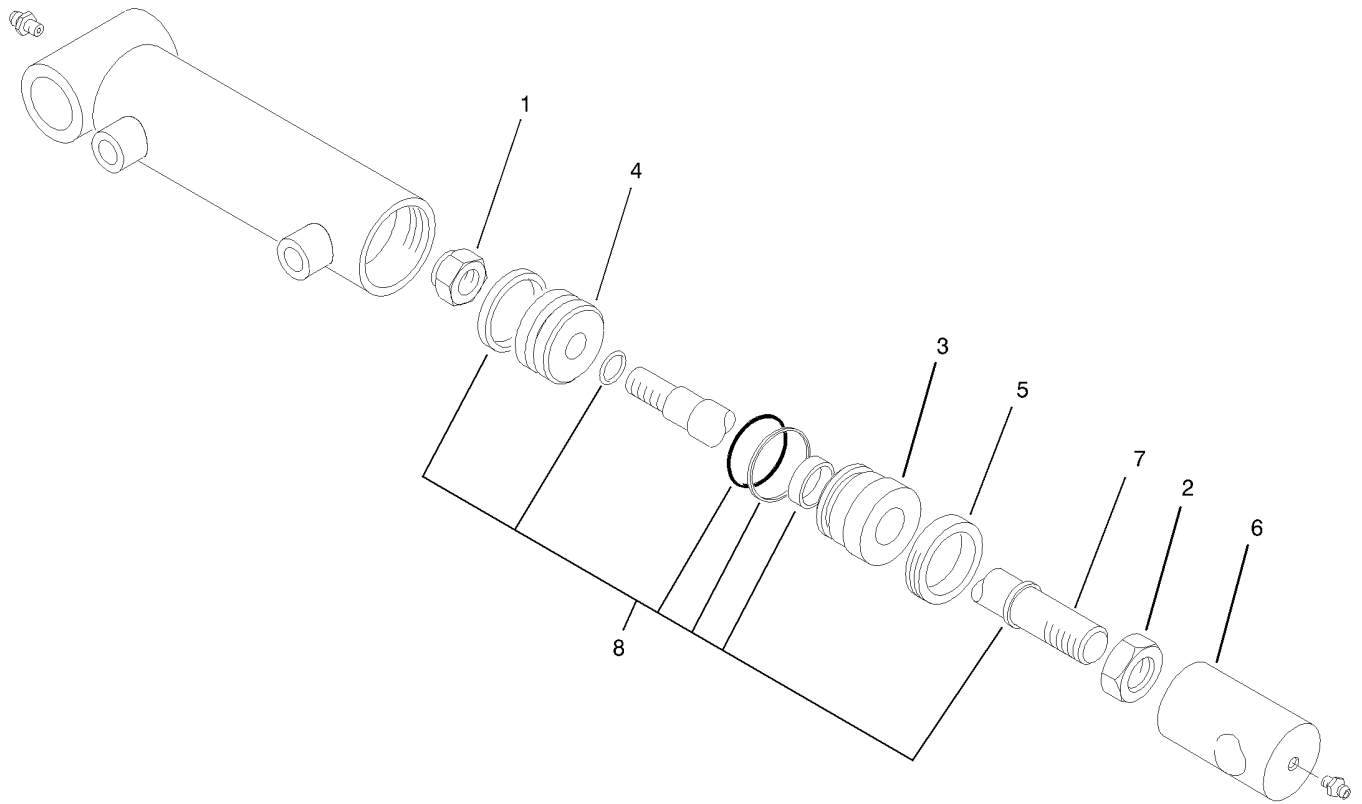
Ref	Part No.	Qty.	Description
1	95-8984	1	Tube ASM
2	340-70	5	Nut-Lock
3	340-68	2	Fitting-Tee, Bulkhead
3:1	237-22	3	O-Ring
4	95-8831	1	Hose ASM
5	340-77	2	Fitting-HYD, 90 DEG
5:1	237-22	1	O-Ring
5:2	237-42	1	O-Ring
6	99-3576	1	Hose ASM
7	95-8983	1	Tube ASM
8	340-154	1	Union-Bulkhead
8:1	237-22	2	O-Ring
9	93-6762	1	Switch-Ball
10	95-8978	1	Cylinder-HYD
11	3-6498	1	Washer-Thrust
12	99-3574	1	Hose ASM
13	340-127	3	Nut-Bulkhead
14	93-9151	1	Fitting-HYD
14:1	237-30	2	O-Ring
15	99-3578	1	Hose ASM
16	99-3577	1	Hose ASM
17	95-8980	1	Tube ASM
18	95-8981	1	Tube ASM
19	95-8982	1	Tube ASM

Ref	Part No.	Qty.	Description
20	93-2509	2	Clamp-Tube
21	3256-22	6	Washer-Flat
22	321-11	2	Screw-HH
23	3296-42	2	Nut-Lock, NI
24	95-8990	1	Shaft-Pivot, Rear
25	3220-9	1	Nut-Jam
26	86-1480	1	Washer
27	95-8985	1	Rear Lift Arm ASM
28	3234-27	1	Screw-Flange
29	75-7730	1	Washer-Thrust
30	302-5	1	Fitting-Grease
31	104-1392	1	Shaft-Pivot
32	323-6	1	Screw-HH
33	323-4	1	Screw-HH
34	63-7400	1	Washer-Rebound
35	3-6781	1	Washer-Thrust
36	283-71	1	Pin-Lynch
37	95-8613	1	Bracket-Switch
38	3229-1	2	Screw-CARR
39	3217-5	2	Nut-Hex
41	3253-3	2	Washer-Lock
42	104-0453-03	1	Guard
43	322-12	2	Screw-HH
44	322-3	2	Screw-HH



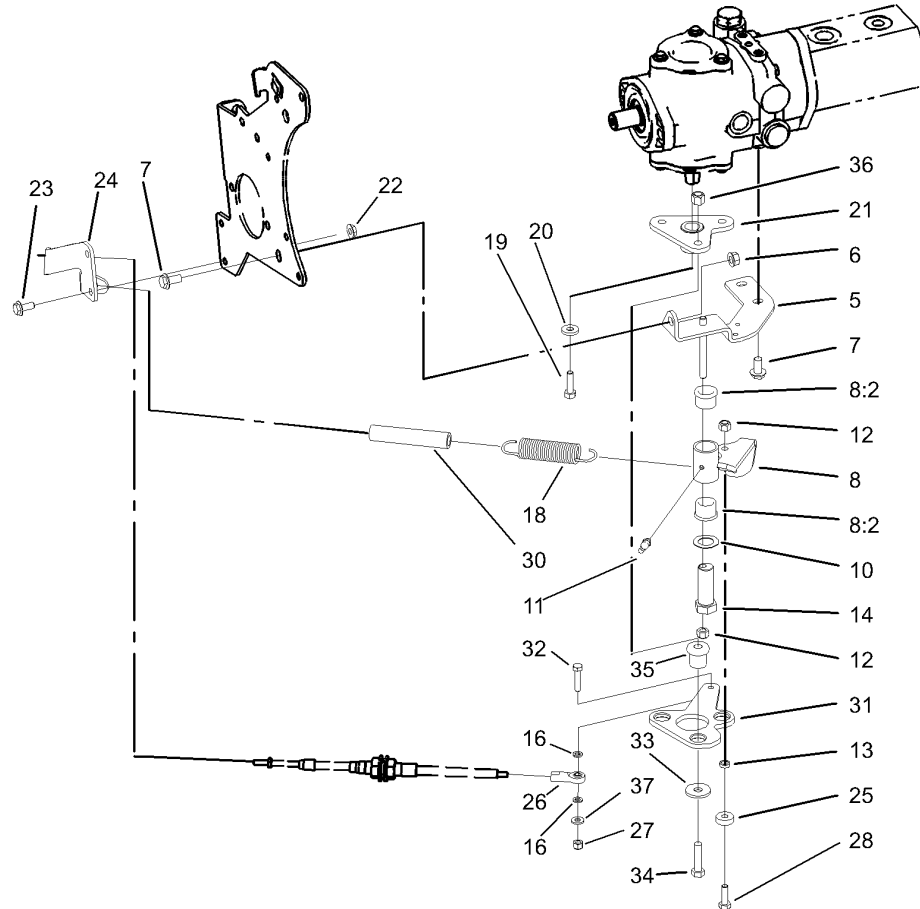
### Rear Lift Arm Assembly (continued)

Ref	Part No.	Qty.	Description
45	32128-20	4	Nut-HF
46	32120-93	3	Ring-Retaining, EXT
47	95-8575	1	Pin
48	63-0070	1	Spacer
●99	3290-379	1	Tie-Cable

## Hydraulic Cylinder Assembly No. 95-8978

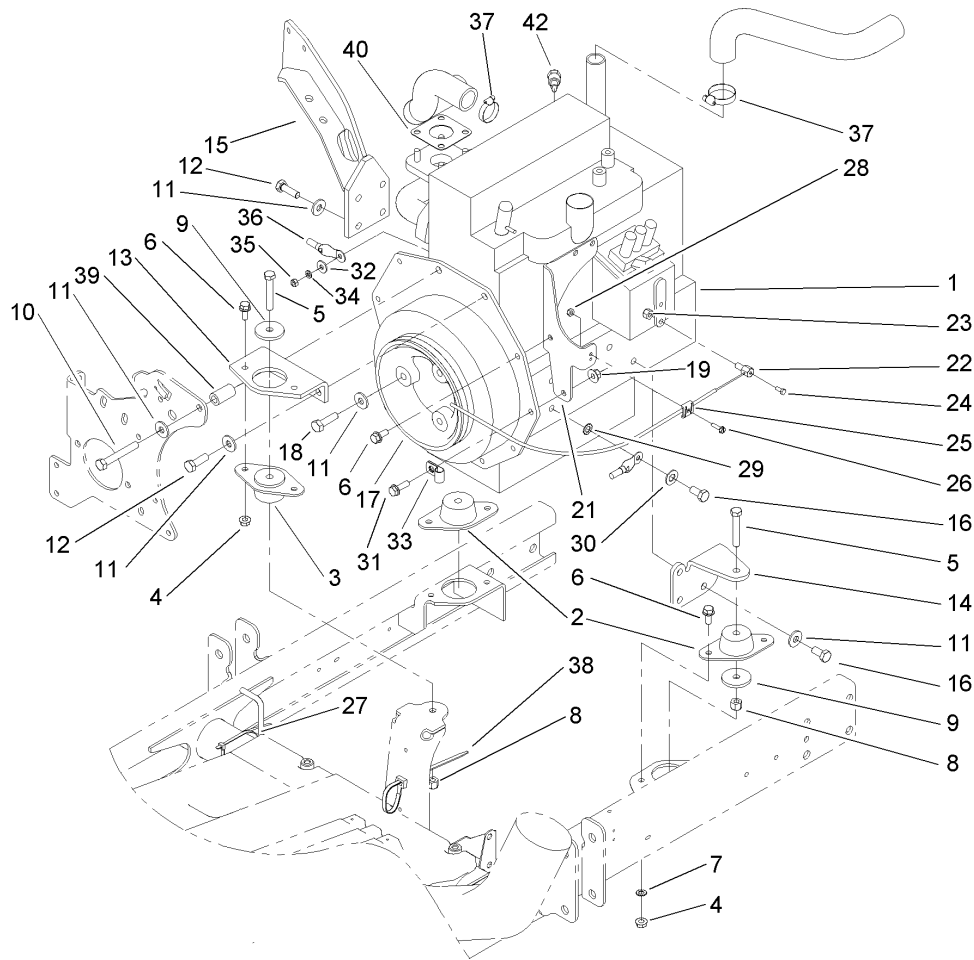
Ref	Part No.	Qty.	Description
1		1	Nut-Lock
2	3220-6	1	Nut-Jam
3		1	Head
4		1	Piston
5		1	Collar
6	99-3533	1	Clevis
7		1	Shaft
8	83-7240	1	Seal Repair Kit

## Neutral Arm Assembly

Ref	Part No.	Qty.	Description
5	95-8960-03	1	Bracket-Neutral
6	32128-43	1	Nut-Flange
7	3234-1	3	Screw-HHF
8	104-0422	1	Neutral Arm ASM
8:2	256-113	2	Bushing-Flange
10	3-6498	1	Washer-Thrust
11	302-60	1	Fitting-Grease, 90 DEG
12	3296-29	2	Nut-Lock, NI
13	100-4817	1	Spacer-Bearing
14	76-8640	1	Stud-Traction
16	33093-00	2	Washer-Flat
18	94-1369	1	Spring-Extension
19	3210-6	1	Screw-HH
20	88-7200	1	Washer-Flat
21	99-3598-03	1	Hub ASM
22	32128-44	2	Nut
23	3234-5	2	Screw-HHF
24	104-0464-03	1	Bracket-Support, Cable
25	251-259	1	Bearing-Ball
26	2411-41	1	Joint-Ball
27	3296-42	1	Nut-Lock, NI
28	3274-104	1	Screw-HSBH
30	99-3556	1	Hose
31	99-3594-03	1	Lever-Pump

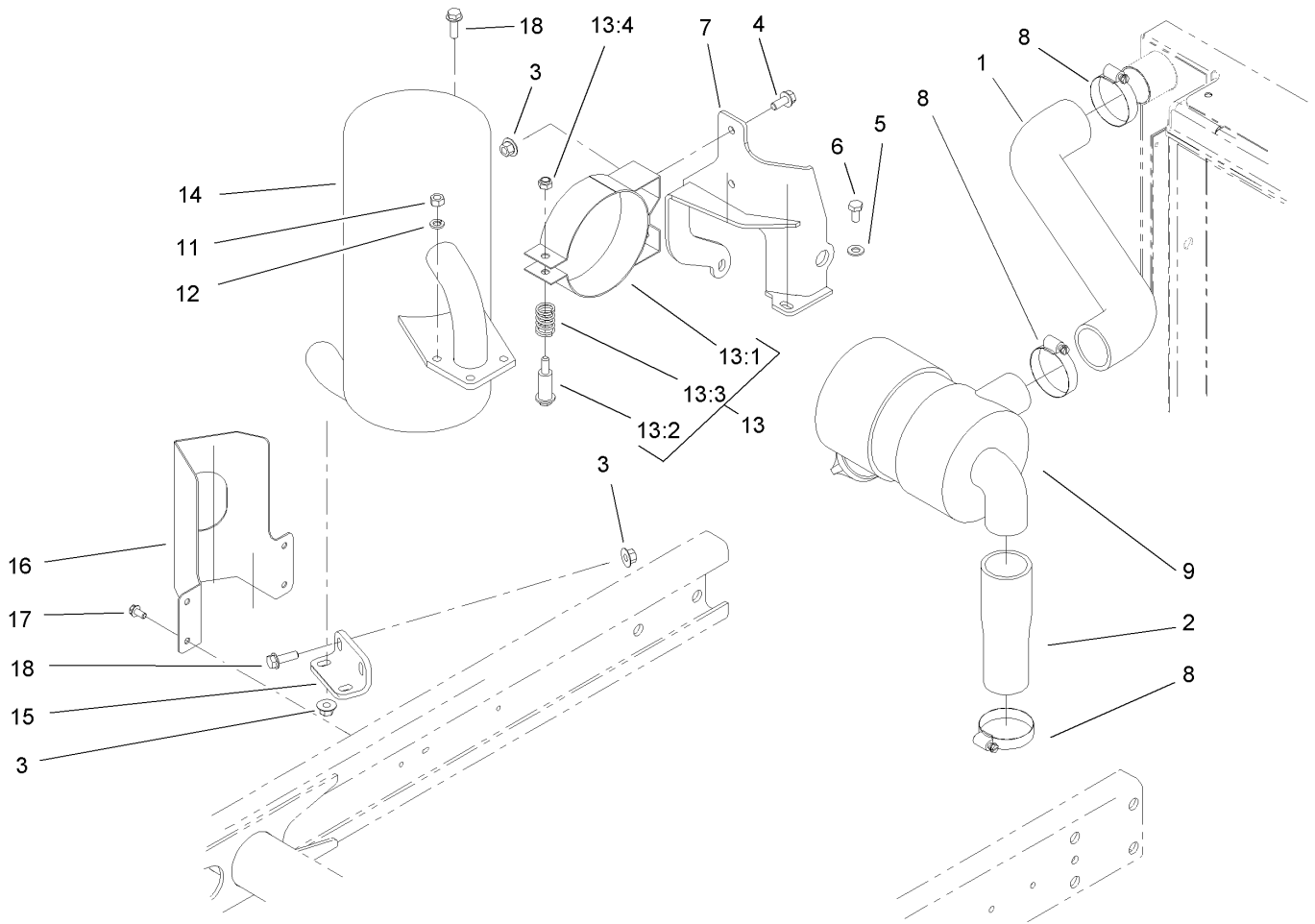
Ref	Part No.	Qty.	Description
32	321-8	1	Screw-HH
33	2844	3	Washer
34	95-3857	3	Screw-HSBH
35	63-9750	3	Mount
36	3296-39	3	Nut-Lock, NI
37	3256-22	1	Washer-Flat



## Engine Assembly

Ref	Part No.	Qty.	Description
1	107-7830	1	Engine-Diesel
2	83-1030	2	Mount-Engine
3	93-5265	1	Mount-Engine
4	32128-20	6	Nut-HF
5	323-11	3	Screw-HH
6	3234-5	7	Screw-HHF
7	3255-8	1	Washer-Lock
8	3296-39	3	Nut-Lock, NI
9	80-8560	3	Washer-Hardened
10	42-9370	1	Screw-HH
11	80-6990	12	Washer-Hardened
12	95-8812	5	Screw-HH
13	95-8926-03	1	Mount-Engine, Front
14	95-8937-03	1	Mount-Engine, LH
15	100-4838-03	1	Mount-Engine
16	63-7790	4	Screw-Cap
17	99-3412-03	1	Pulley
18	56-2140	3	Bolt
19	32128-44	2	Nut
21	100-4867-03	1	Support-Throttle, Filter
22	98-9311	1	Swivel-Throttle
23	3296-20	1	Nut-Lock, NI
24	25-8640	1	Screw-HH
25	81-1690	1	Clamp-Cable

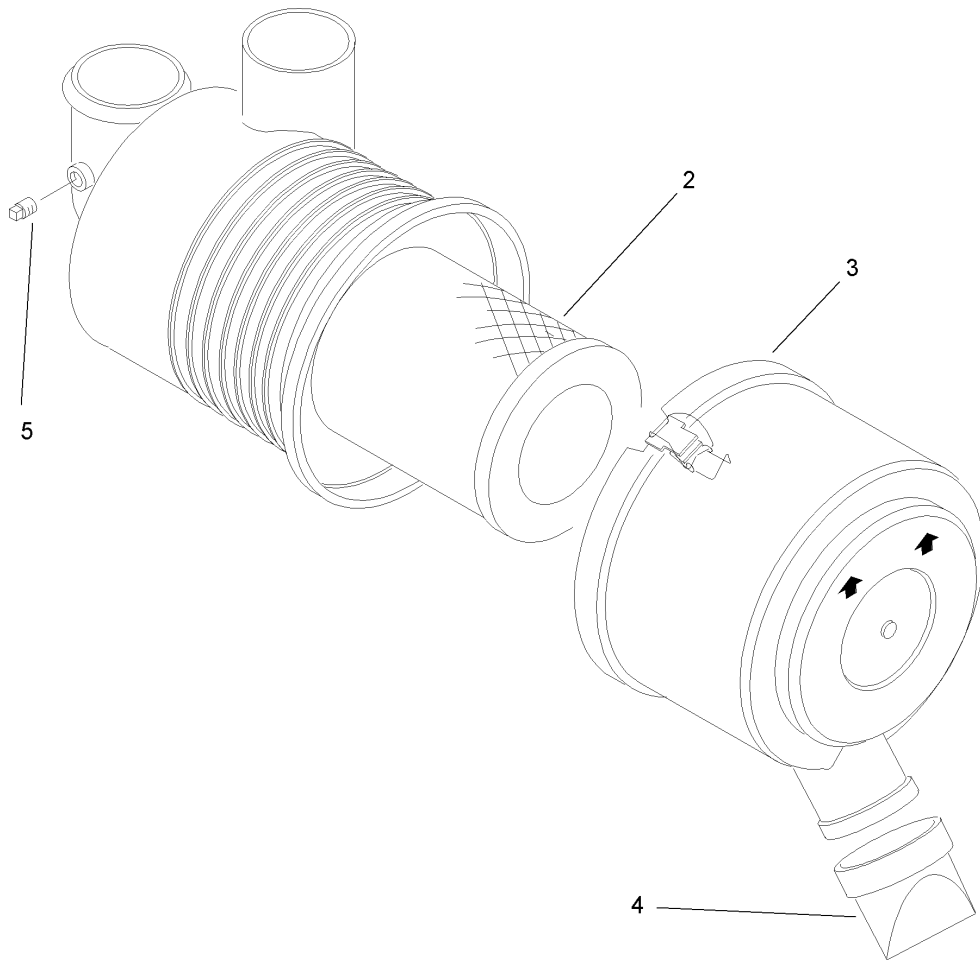
Ref	Part No.	Qty.	Description
26	32105-13	1	Screw-HWH
27	3290-379	2	Tie-Cable
28	3296-2	1	Nut-Lock
29	3255-9	1	Washer-Lock
30	3256-25	1	Washer-Flat
31	3234-17	1	Screw-HHF
32	3256-78	1	Washer-Flat
33	2412-10	1	R-Clamp
34	43-5930	1	Washer-Spring
35	48-7890	1	Nut
36	99-3441	1	Harness-Wire, Fusible Link
37	2412-34	2	Clamp-Hose
38	3290-378	1	Tie-Cable
39	95-8736	1	Spacer
40	98-9611	1	Gasket
42	99-3582	1	Thermoswitch



## Air Cleaner and Muffler Assembly

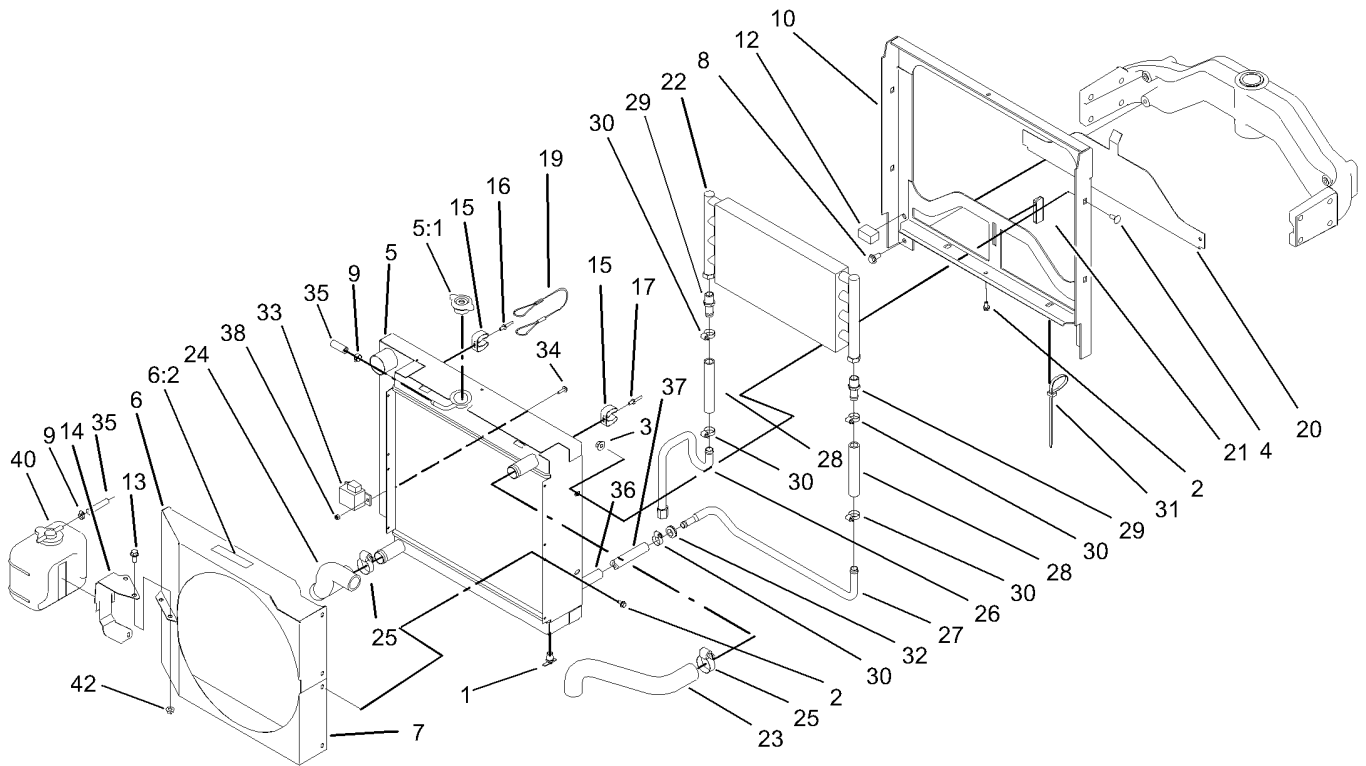
Ref	Part No.	Qty.	Description
1	95-8946	1	Hose-Upper, Air Inlet
2	95-8947	1	Hose-Lower, Air Inlet
3	32128-44	6	Nut
4	3234-5	3	Screw-HHF
5	3256-23	2	Washer-Flat
6	33114-016	2	Screw-HH
7	99-3355-03	1	Bracket-Filter, Air
8	2412-92	4	Clamp-Hose
9	93-2190	1	Air Cleaner ASM
11	33014-00	4	Nut-Hex
12	3253-4	4	Washer-Lock
13	93-2191	1	Band-Mounting, Air Cleaner
13:1		1	Clamp ASM
13:2	94-3653	1	Bolt
13:3	94-3654	1	Spring
13:4	48-9510	1	Nut
14	104-4834	1	Muffler
15	95-8943-03	1	Bracket-Muffler
16	99-3425-03	1	Guard-Exhaust
17	32144-4	4	Screw-HWH
18	3234-17	3	Screw-HHF

--	--	--	--



### Air Cleaner Assembly No. 93-2190

Ref	Part No.	Qty.	Description
2	108-3811	1	Filter-Air
3	94-3652	1	Cover ASM
4	87-9400	1	Valve-Vacuator
5	285-17	1	Plug-Pipe

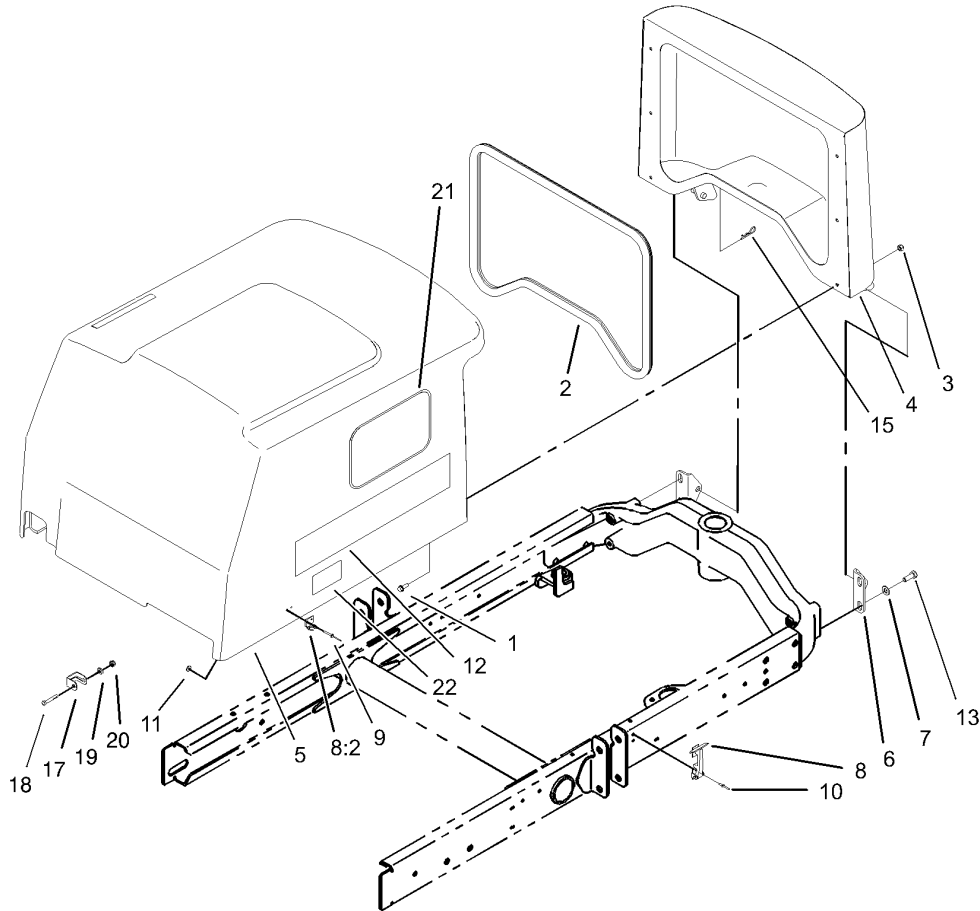



## Radiator Assembly

Ref	Part No.	Qty.	Description
1	304-46	1	Draincock
2	32104-116	11	Screw
3	32128-44	4	Nut
4	3230-1	4	Bolt-CARR
5	95-8934	1	Radiator
5:1	93-5957	1	Cap-Radiator
6	99-3580	1	Shroud-Fan, Top
6:2	93-6681	1	Decal-Warning, Fan
7	99-3360-03	1	Shroud-Fan, Bottom
8	3234-1	4	Screw-HHF
9	92-2379	2	Clamp-Hose
10	100-4903-03	1	Radiator Frame ASM
12	95-8962	2	Seal-Foam, Radiator
13	3234-5	2	Screw-HHF
14	95-8879-03	1	Bracket-Reservoir
15	95-8939	2	Spring-Clip
16	3269-22	1	Rivet-Pop
17	3269-23	1	Rivet-Pop
19	99-3390	1	Lanyard
20	95-8702-03	1	Shield-Radiator, Lower
21	99-3497	1	Magnet
22	75-1040	1	Cooler-Oil
23	95-8944	1	Hose-Radiator, Upper
24	95-8945	1	Hose-Radiator, Lower

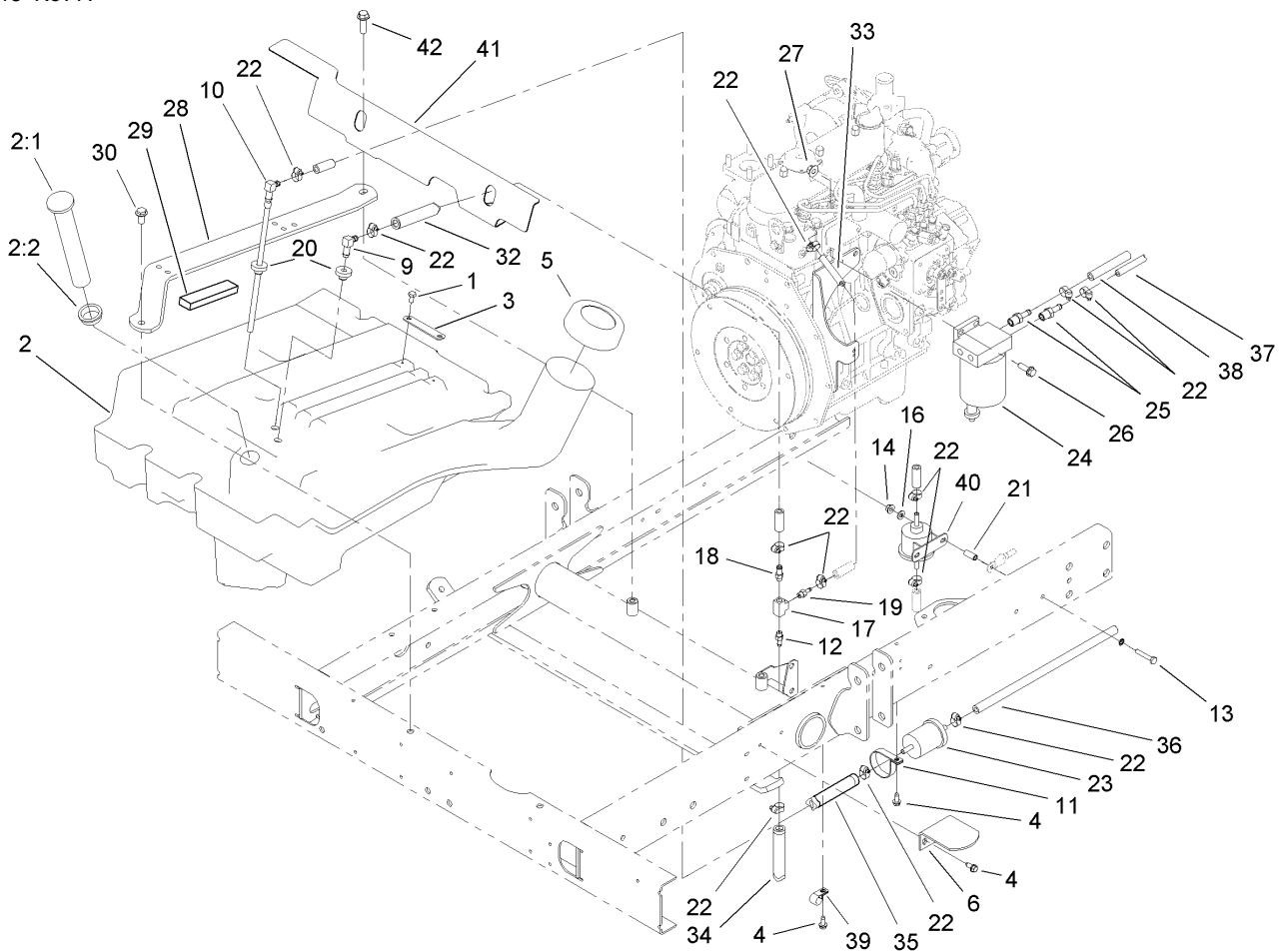
Ref	Part No.	Qty.	Description
25	2412-34	2	Clamp-Hose
26	95-8704	1	Tube-Hydro
27	95-8705	1	Tube-Hydro
28	95-8706	2	Hose-Hydro
29	95-8710	2	Fitting-Barb
30	2412-36	5	Clamp-Hose
31	3290-378	2	Tie-Cable
32	99-3481	2	Grommet
33	99-7435	1	Relay-Power
34	32105-13	1	Screw-HWH
35	63-9640	1	Hose
36	56-7985	1	Sleeve-Protective
37	99-3500	1	Hose
38	32128-17	1	Nut-Lock, Flange
40	104-9318	1	Bottle-Overflow
42	32128-20	2	Nut-HF
99	3290-379	1	Tie-Cable





### Hood Assembly

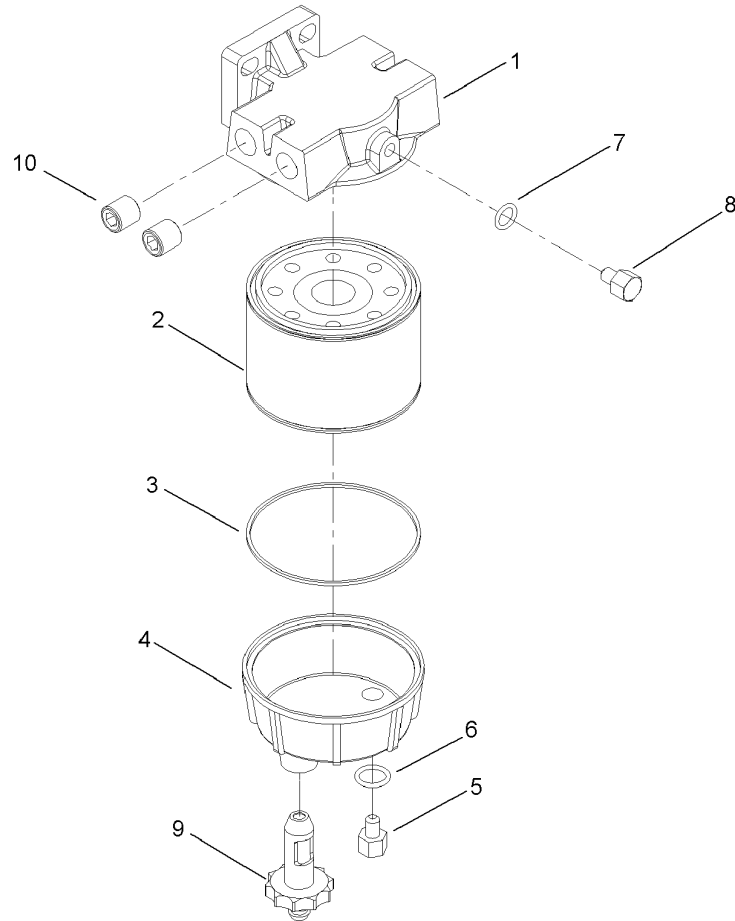
Ref	Part No.	Qty.	Description
1	3234-4	6	Screw-HHF
2	95-8809	1	Trim-Seal
3	3296-42	6	Nut-Lock, NI
4	95-8724-03	1	Screen-Hood
5	95-8935	1	Hood ASM
5:1	106-8114	1	Heat Tape Repair Kit
6	95-8728	2	Bracket-Pivot, Hood
7	3256-24	8	Washer-Flat
8	59-9740	2	Flex Draw Latch ASM
8:2	249-40	1	Keeper
9	98-7310	4	Rivet
10	3290-55	4	Rivet-Pop
11	3269-10	4	Washer-Back
12	104-5153	2	Decal-Hood
13	323-6	4	Screw-HH
15	3290-467	1	Pin-Hair
17	99-3568	1	Bracket-Lock, Ce
18	321-9	1	Screw-HH
19	3256-22	1	Washer-Flat
20	3296-42	1	Nut-Lock, NI
21	66-6140	2	Decal
22	106-6754	1	Decal-Danger

## Fuel Tank Assembly

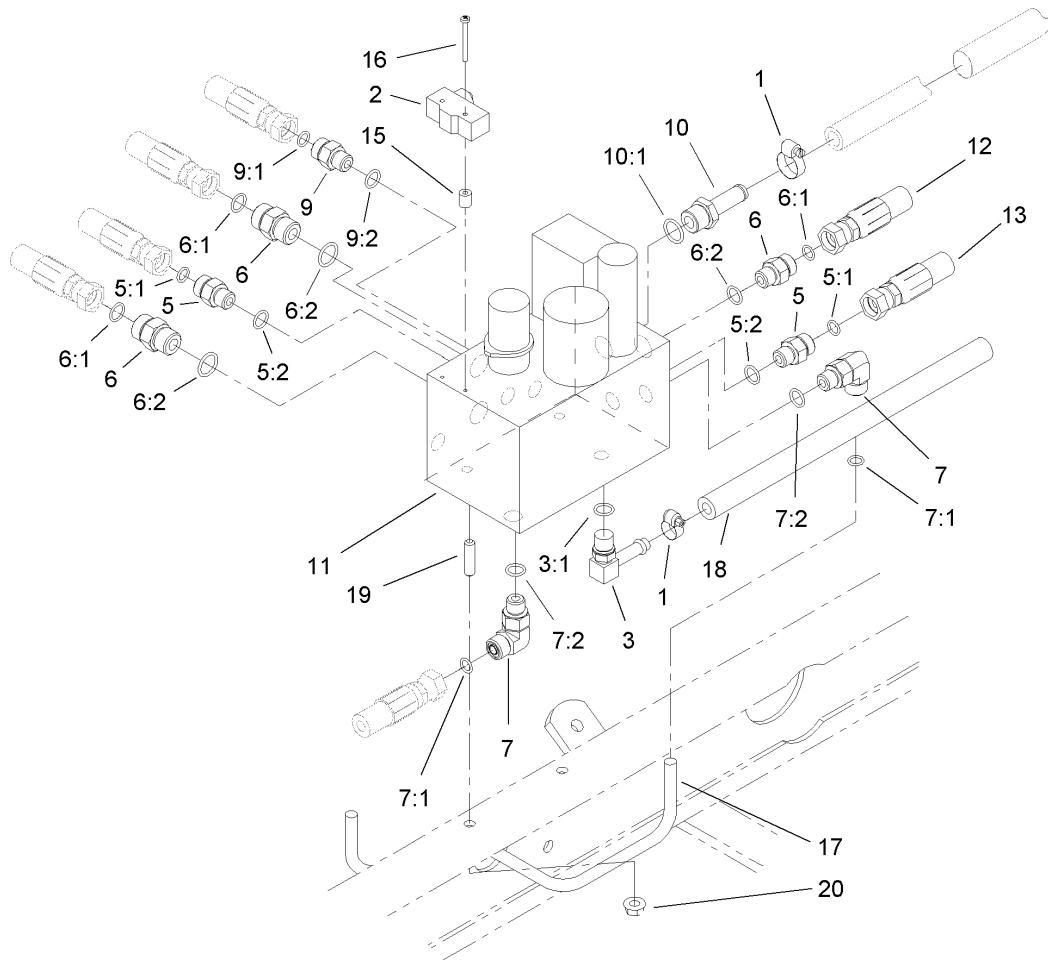
Ref	Part No.	Qty.	Description
1	321-2	2	Screw-HH
2	95-8620	1	Tank-Fuel
2:1	95-8971	1	Guage-Fuel
2:2	95-8972	1	Grommet
3	95-8881	1	Strap-Line, Fuel
4	32144-10	4	Screw-HWH
5	95-4193	1	Diesel Fuel Cap ASM
6	95-8968-03	1	Support-Tank, Fuel
9	46-6550	1	Fitting-Elbow, 90 DEG
10	66-8121	1	Standpipe
11	2412-148	1	Clamp-R
12	304-73	1	Connector-Hose
13	321-9	2	Screw-HH
14	32128-33	2	Nut-HF
16	3256-22	2	Washer-Flat
17	354-20	1	Fitting-Tee
18	354-21	1	Fitting-Barb
19	354-22	1	Fitting-Barb
20	46-6560	2	Bushing
21	87-4710	2	Spacer-Brake, Parking
22	2412-108	13	Clamp-Worm
23	98-7612	1	Filter-Fuel
24	98-9305	1	Water / Fuel Filter ASM
25	353-783	2	Fitting-Straight

Ref	Part No.	Qty.	Description
26	3234-17	2	Screw-HHF
27	32128-44	2	Nut
28	104-4847-03	2	Strap-Support, Seat
29	95-8896	2	Foam
30	3234-11	2	Screw-HHF
32	71-3380	1	Hose-Fuel
33	99-3498	1	Return-Line, Fuel
34	99-3185	1	Hose-Fuel
35	71-3383	1	Hose-Fuel
36	104-4848	1	Hose-Fuel
37	95-4276	1	Hose-Fuel
38	104-4857	1	Hose-Fuel
39	2412-73	1	Clamp-R
40	107-0122	1	Pump-Fuel, Electric
41	104-4833-03	1	Shield-Heat
42	3234-24	2	Screw-HHF
99	3290-379	2	Tie-Cable



## Water / Fuel Filter Assembly No. 98-9305

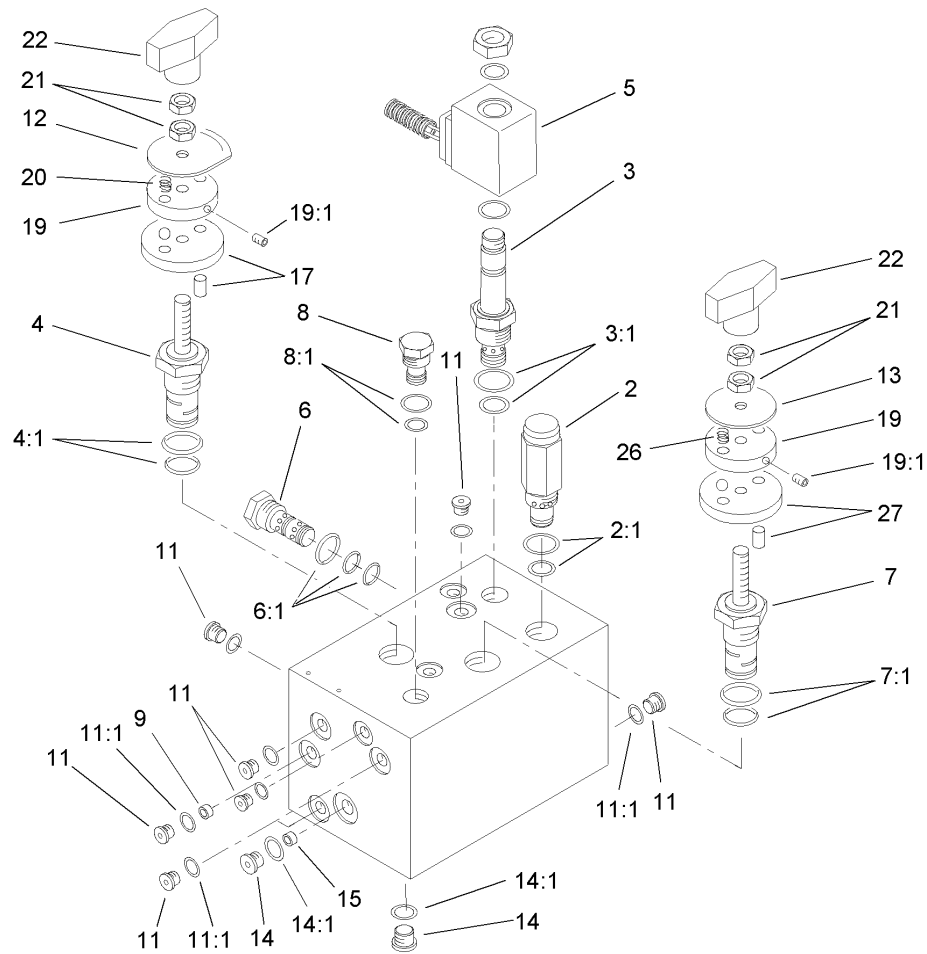
Ref	Part No.	Qty.	Description	
1	98-9772	1	Head-Filter	
2	98-9764	1	Element	
3	98-9774	1	O-Ring	
4	98-9775	1	Base-Filter	
5	98-9773	1	Plug-Base, Filter	
6	237-42	1	O-Ring	
7	237-78	1	O-Ring	
8	98-9776	1	Plug-Head, Filter	
9	98-9777	1	Drain Valve ASM	
10	285-22	2	Plug-Pipe	



## Manifold Block Assembly

Ref	Part No.	Qty.	Description
1	2412-36	2	Clamp-Hose
2	29-6162	1	Switch-Micro
3	100-4887	1	Fitting-Barb
3:1	237-42	1	O-Ring
5	340-2	3	Fitting-HYD, Straight
5:1	237-22	1	O-Ring
5:2	237-42	1	O-Ring
6	340-4	3	Fitting-HYD, Straight
6:1	237-30	1	O-Ring
6:2	237-79	1	O-Ring
7	340-77	2	Fitting-HYD, 90 DEG
7:1	237-22	1	O-Ring
7:2	237-42	1	O-Ring
9	340-88	1	Adapter
9:1	237-22	1	O-Ring
9:2	237-78	1	O-Ring
10	354-121	1	Fitting-Straight
10:1	237-79	1	O-Ring
11	104-4841	1	Manifold-HYD
12	95-8829	1	Hose ASM
13	106-4197	1	Hose ASM
15	95-8762	2	Spacer
16	3250-46	2	Screw-PPH
17	99-3551	1	Tube ASM

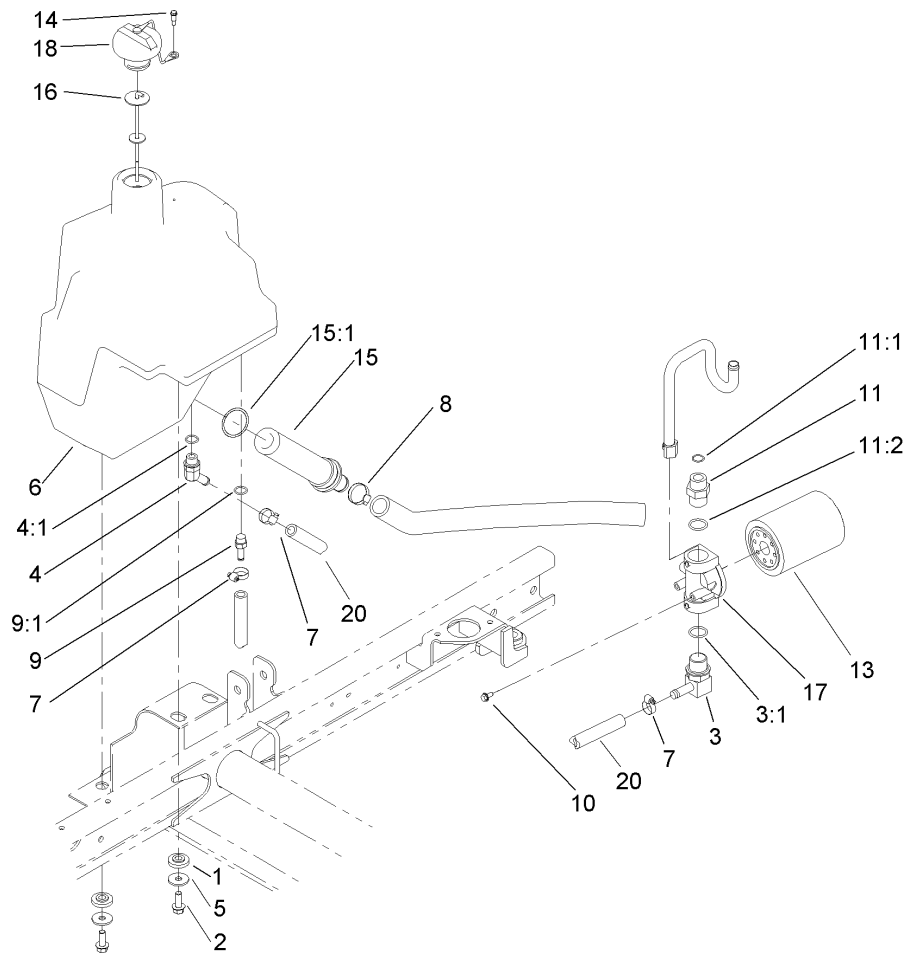
Ref	Part No.	Qty.	Description
18	104-4846	1	Hose
19	104-0430	2	Stud
20	32128-20	2	Nut-HF



## Hydraulic Manifold Assembly No. 104-4841

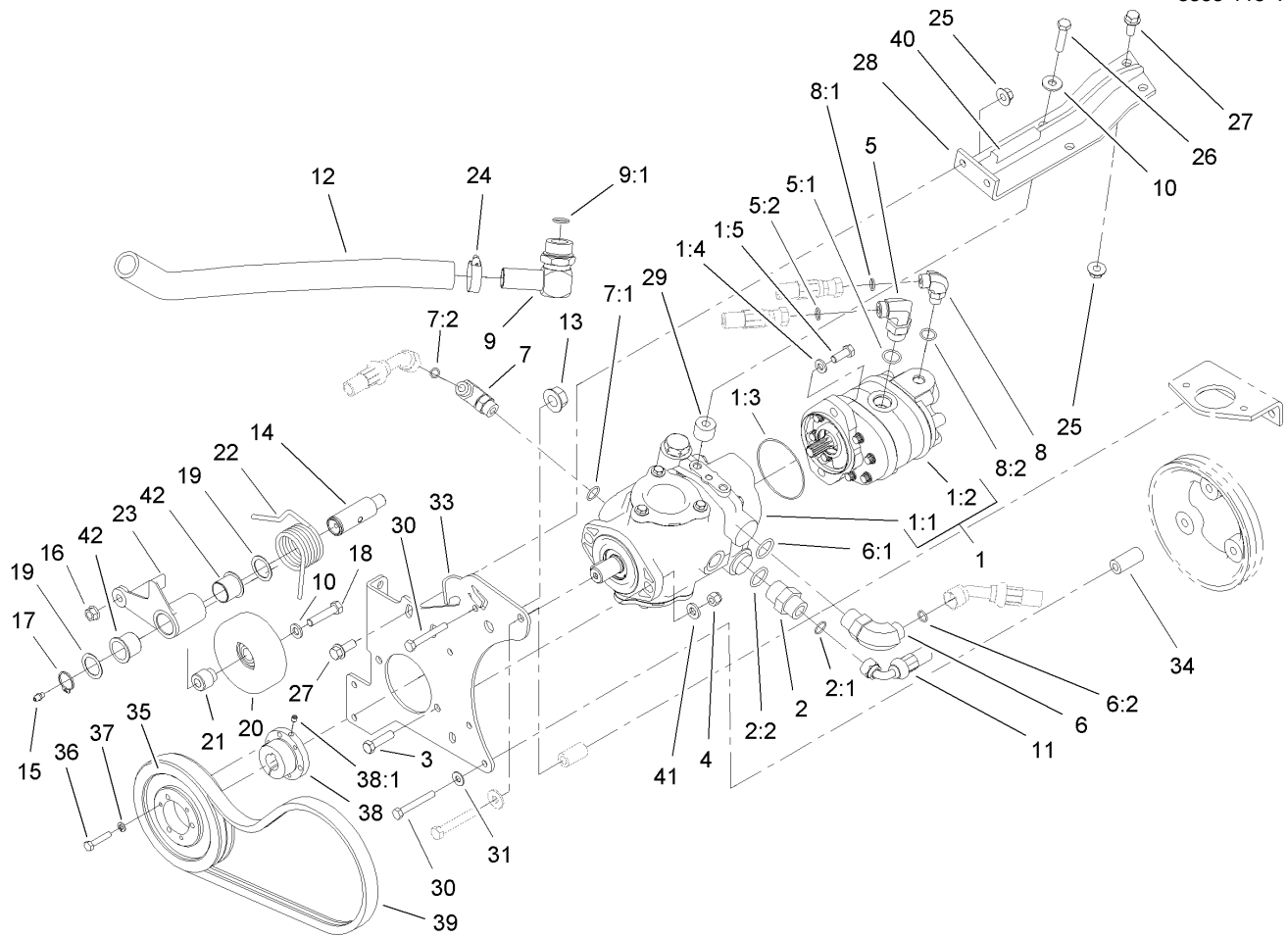
Ref	Part No.	Qty.	Description
2	94-3655	1	Valve-Relief
2:1	95-5645	1	Seal Kit
3	93-7494	1	Cartridge
3:1	95-5645	1	Seal Kit
4	94-3657	1	Spool ASM
4:1	106-1091	1	Seal Kit
5	83-2010	1	Coil ASM
6	69-4120	1	Cartridge-Logic
6:1	69-4240	1	Seal Kit
7	94-3659	1	Control-Flow, Rotary
7:1	95-5645	1	Seal Kit
8	99-3542	1	Cartridge-Plug, Cavity
8:1	69-4240	1	Seal Kit
9	106-9084	1	Plug-Orifice
11	353-990	2	Plug
11:1	237-78	1	O-Ring
12	99-3543	1	Plate-Indicator
13	94-5026	1	Plate-Indicator
14	353-989	3	Plug-Hex, Hollow
14:1	237-42	1	O-Ring
15	99-3544	1	Plug
17	94-5021	1	Plate-Locating
19	94-5023	2	Plate-Detent
19:1	3245-36	1	Screw-Set, HSH

Ref	Part No.	Qty.	Description
20	94-5024	2	Spring
21	3218-1	4	Nut-Jam
22	94-5020	2	Knob ASM
26	94-5027	2	Spring
27	94-5025	1	Plate-Locating



## Hydraulic Tank Assembly

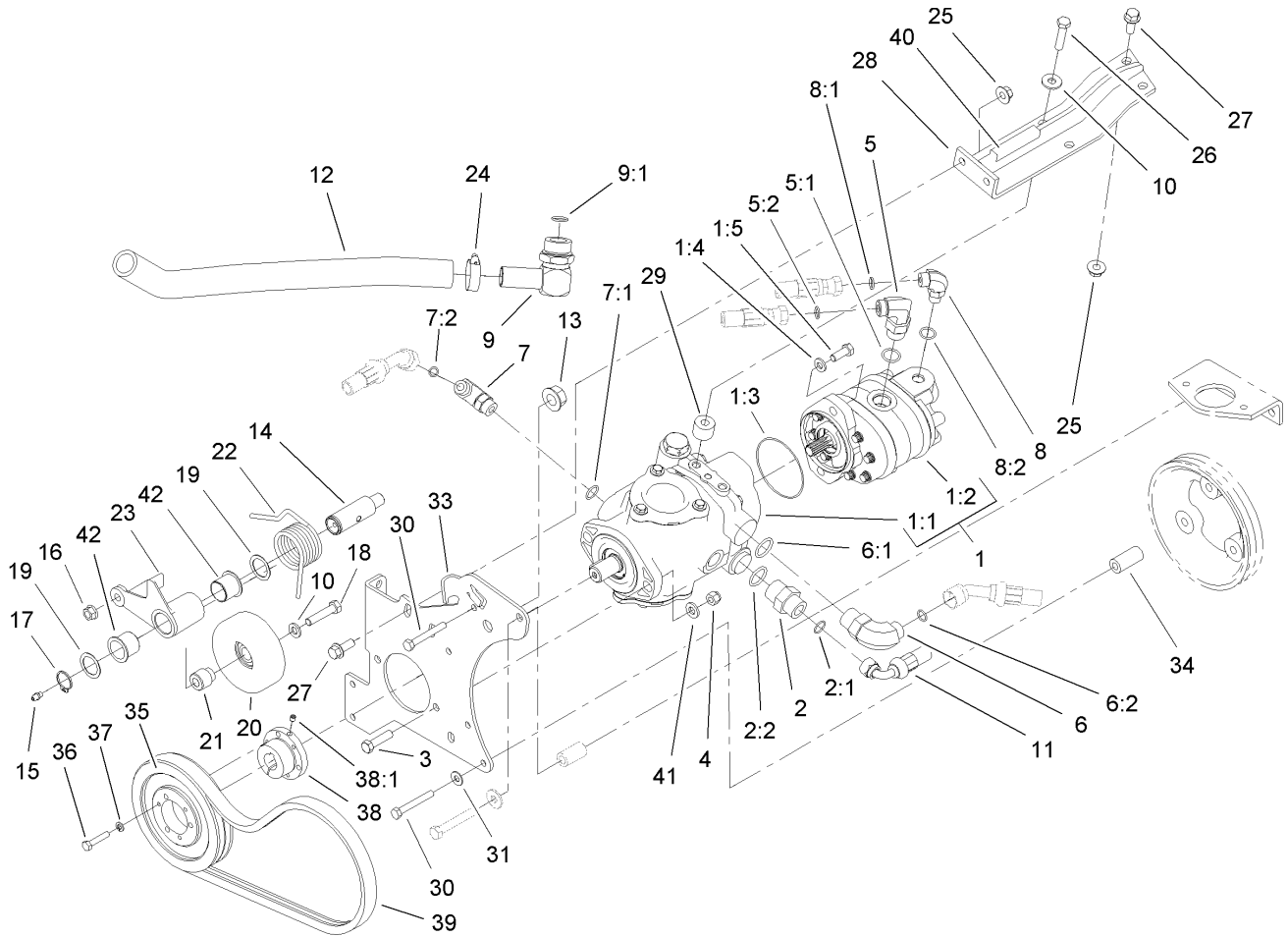
Ref	Part No.	Qty.	Description
1	240-11	4	Bushing-Flange
2	3234-11	4	Screw-HHF
3	95-8814	1	Fitting-Barbed, 90 DEG
3:1	237-81	1	O-Ring
4	354-126	1	Fitting-HYD, 45 DEG
4:1	237-79	1	O-Ring
5	63-8410	4	Washer
6	104-4840	1	Tank-HYD
7	2412-36	3	Clamp-Hose
8	2412-34	1	Clamp-Hose
9	353-979	1	Fitting-Straight
9:1	237-42	1	O-Ring
10	3234-13	2	Screw-HHF
11	340-8	1	Adapter
11:1	237-65	1	O-Ring
11:2	237-81	1	O-Ring
13	54-0110	1	Filter-Oil, Transmission
14	57-5420	1	Screw-Shoulder
15	104-7546	1	Strainer-Tank
15:1	340-136	1	O-Ring
16	75-3710	1	Dipstick
17	92-5821	1	Filter Head ASM
18	93-7160	1	Cap-Oil, HYD
20	99-3501	1	Hose

## Hydrostat Assembly

Ref	Part No.	Qty.	Description
1		1	Tandem Pump ASM
1:1	104-4890	1	Pump-Piston
1:2	95-8601	1	Pump-Gear
1:3	60-3520	1	O-Ring
1:4	3256-24	2	Washer-Flat
1:5	3274-1	2	Screw-HSH
2	340-8	1	Adapter
2:1	237-65	1	O-Ring
2:2	237-81	1	O-Ring
3	323-8	2	Screw-HH
4	3296-39	2	Nut-Lock, NI
5	340-105	1	Fitting-HYD, 90 DEG
5:1	237-80	1	O-Ring
5:2	237-30	1	O-Ring
6	340-139	1	Fitting-HYD, 90 DEG
6:1	237-81	1	O-Ring
6:2	237-65	1	O-Ring
7	340-18	1	Fitting-HYD, 90 DEG
7:1	237-79	1	O-Ring
7:2	237-22	1	O-Ring
8	340-77	1	Fitting-HYD, 90 DEG
8:1	237-22	1	O-Ring
8:2	237-42	1	O-Ring
9	56-9530	1	Fitting-HYD, 90 DEG

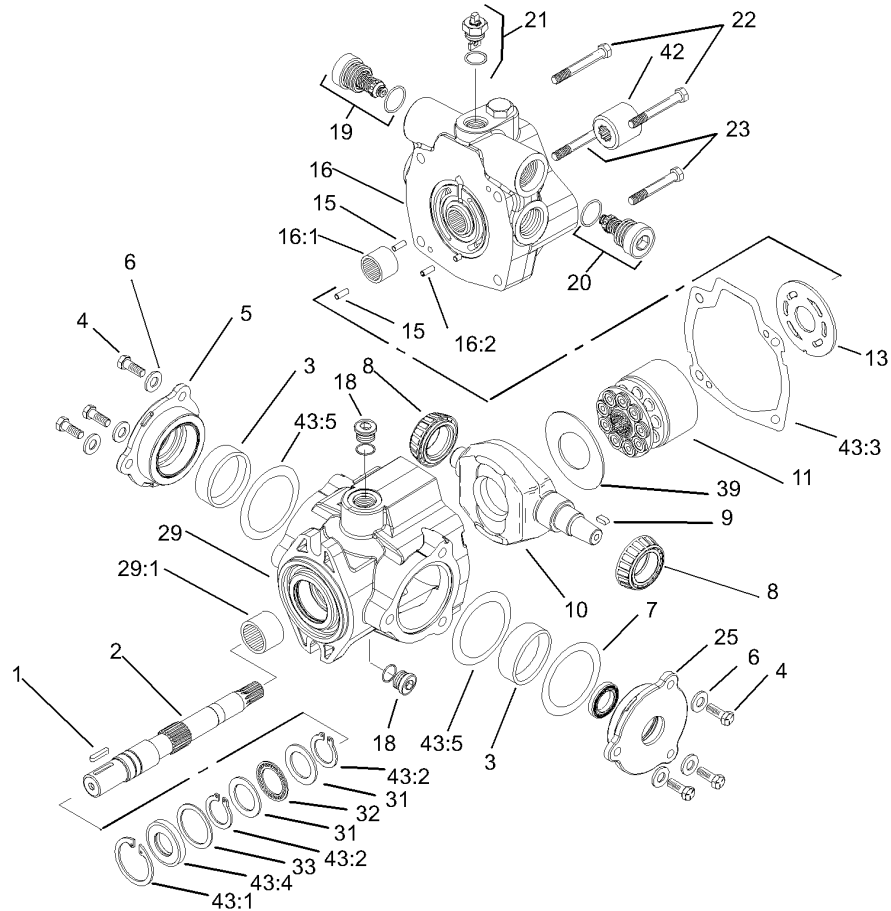
Ref	Part No.	Qty.	Description
9:1	237-117	1	O-Ring
10	80-6990	3	Washer-Hardened
11	105-1214	1	Hose ASM
12	104-4845	1	Hose-Suction
13	32128-54	1	Nut-HF
14	99-3529	1	Shaft-Pivot, Idler
15	302-5	1	Fitting-Grease
16	32128-21	1	Nut-HF
17	32151-36	1	Ring-Retaining
18	323-10	1	Screw-HH
19	74-1810	2	Washer
20	95-8802	1	Pulley-Idler
21	95-8806	1	Spacer
22	95-8917	1	Spring-Torsion
23	99-3623-03	1	Arm-Idler
24	2412-34	1	Clamp-Hose
25	32128-43	4	Nut-Flange
26	323-19	2	Screw-HH
27	3234-11	4	Screw-HHF
28	99-3436-03	1	Support-Pump
29	99-3440	2	Spacer
30	33114-060	4	Screw-HH
31	87-8640	3	Washer-Flat
33	95-8933-03	1	Plate-Mount, Pump



## Hydrostat Assembly (continued)

Ref	Part No.	Qty.	Description
34	95-8941	4	Spacer-Mount, Pump
35	93-6841	1	Pulley
36	321-13	3	Screw-HH
37	3253-3	3	Washer-Lock
38	93-6842	1	Bushing-Lock, Taper
38:1	3245-36	1	Screw-Set, HSH
39	95-8730	1	V-Belt
40	70-2041	1	Trim
41	100-4852	2	Washer-Hardened
42	99-3631	2	Bushing-Flange

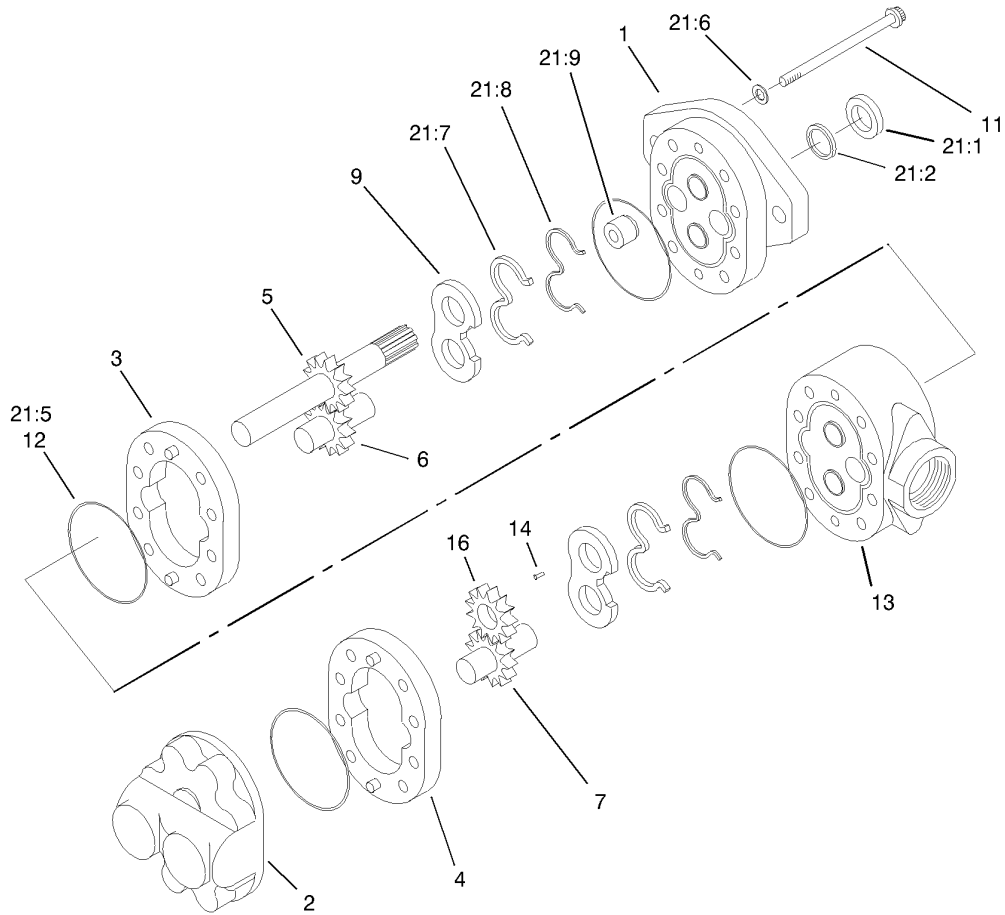


## Piston Pump Assembly No. 104-4890

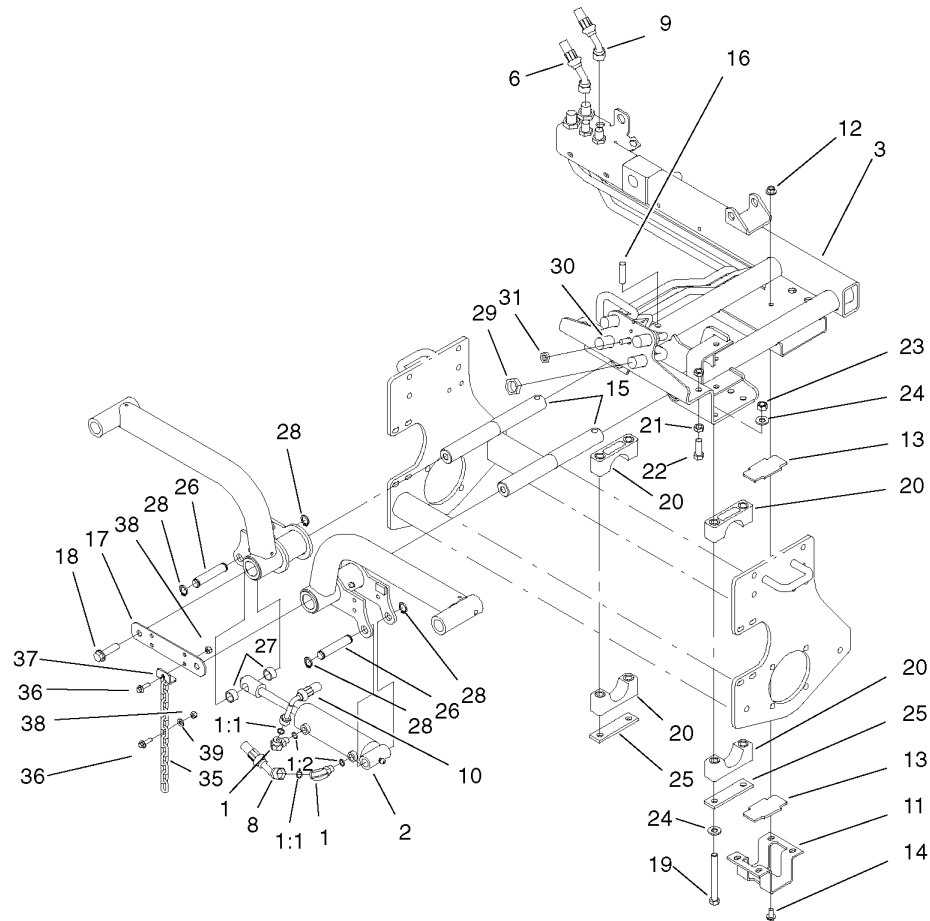
Ref	Part No.	Qty.	Description
1	94-3645	1	Key
2	94-6359	1	Shaft-Drive
3	104-4046	2	Bearing-Cup
4	98-4640	6	Screw-Cap
5	98-4644	1	Plate-Cover
6	105-9762	6	Washer
7	100-3182	2	Shim Kit
8	98-4639	2	Bearing-Cone
9	94-3646	1	Key
10	104-4888	1	Swashplate
11	76-6070	1	Rotating Kit
13	104-0429	1	Plate-Cam
15	76-6150	2	Pin-Dowel
16	105-3813	1	Endcover Sub ASM
16:1	94-6368	1	Bearing
●16:2		1	Pin-Roll
18	74-9280	2	Plug ASM
19	104-4889	1	Relief Valve ASM
20	105-3812	1	Valve-Check
21	105-3811	1	Valve-Bypass
22	76-6170	2	Capscrew
23	76-6160	2	Capscrew
25	98-4645	1	Plate-Cover
29	100-3176	1	Housing ASM

Ref	Part No.	Qty.	Description
29:1	94-6363	1	Bearing
31	252-71	2	Washer-Thrust
32	252-66	1	Bearing-Thrust
33	33-3720	1	Washer
39	98-4635	1	Insert-Plate, Cam
42	74-9040	1	Coupler
●43	104-4868	1	Seal Repair Kit
43:1	32151-13	1	Ring-Retaining
43:2	32151-29	1	Ring-Retaining
43:3	33-4930	1	Gasket-Housing
43:4	104-4861	1	Seal-Shaft
43:5	100-3179	1	O-Ring



### Gear Pump Assembly No. 95-8601

Ref	Part No.	Qty.	Description
②1		1	Plate-Front
②2		1	Plate-Back
②3		1	Body
4	95-4364	1	Body
②5		1	Gear-Drive
②6		1	Gear-Idler
7	95-4366	1	Gear-Idler
9	95-4368	2	Plate-Wear
11	94-8158	8	Screw-Cap
②12		4	Seal-Dust
②13		1	Plate-Adapter
②14		1	Key
16	95-4373	1	Gear-Fit, Slip
①21	94-8161	1	Seal Repair Kit
21:1	49-2640	1	Seal-Shaft
21:2	60-5890	1	Washer
②21:5		4	Seal-Dust
21:6	94-8160	4	Washer
21:7	95-4369	2	Seal-Pressure
21:8	95-4367	2	Gasket-Backup
21:9	94-3011	1	Plug

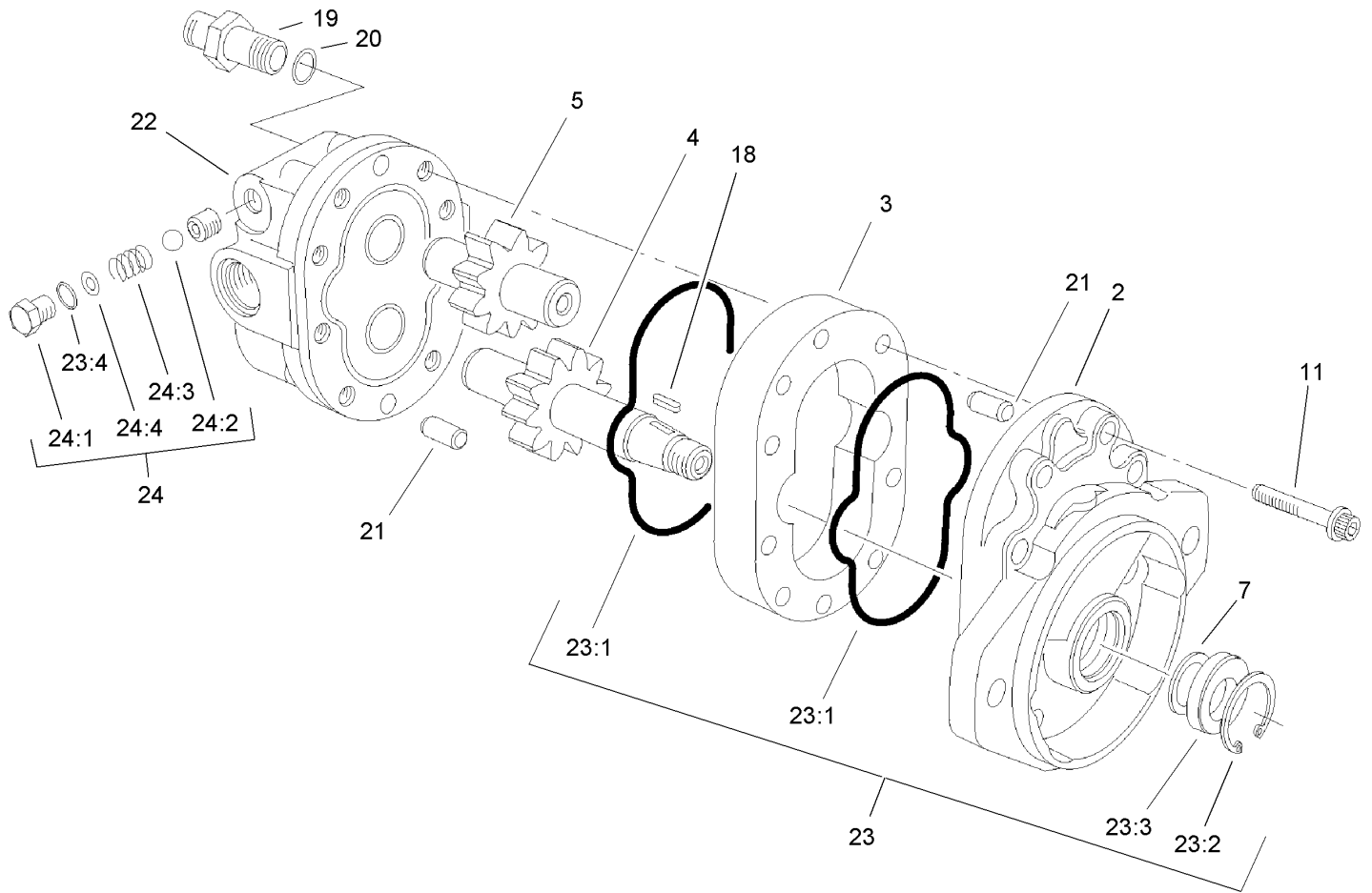


## Carrier Assembly

Ref	Part No.	Qty.	Description
1	340-77	2	Fitting-HYD, 90 DEG
1:1	237-22	1	O-Ring
1:2	237-42	1	O-Ring
2	95-8978	1	Cylinder-HYD
3	100-4930-03	1	Carrier ASM
6	99-3575	1	Hose ASM
8	99-3439	1	Hose ASM
9	99-3579	1	Hose ASM
10	95-8840	1	Hose ASM
11	95-8904-03	1	Bracket-Clamp
12	32128-43	4	Nut-Flange
13	95-8538	1	Slide-Plastic
14	3234-1	4	Screw-HHF
15	95-8531	2	Shaft-Pivot, Liftarm
16	32121-122	2	Pin-Roll
17	95-8532-03	1	Link-Shaft, Pivot
18	3234-27	2	Screw-Flange
19	325-19	4	Screw-HH
20	95-8884	4	Clamp
21	3218-5	4	Nut-Jam
22	325-6	2	Screw-HH
23	3296-23	4	Nut-Lock, NI
24	87-7270	8	Washer-Thrust
25	99-3373	2	Bar-Support, Slide

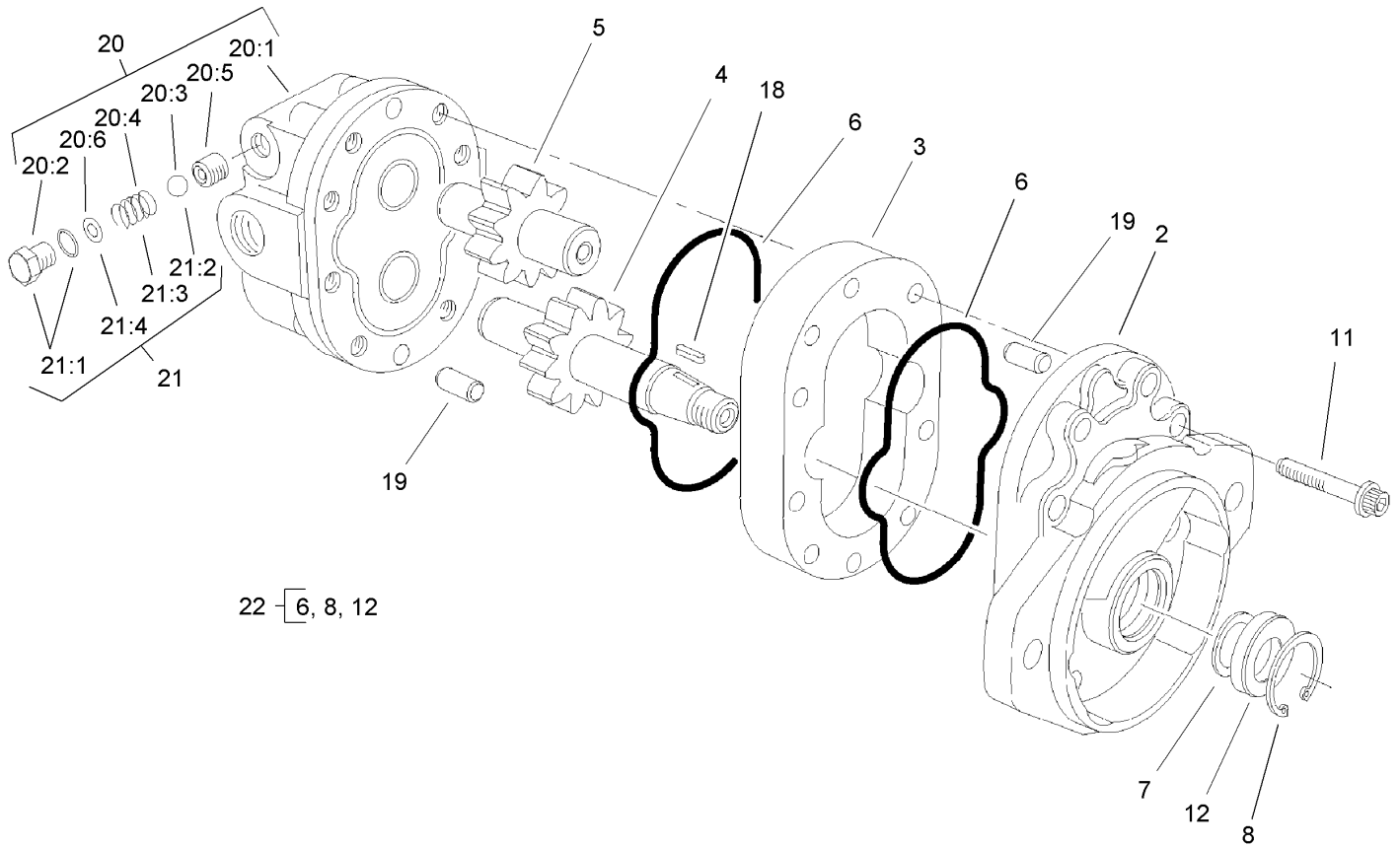
Ref	Part No.	Qty.	Description
26	95-8575	2	Pin
27	75-9590	2	Spacer-Cylinder
28	32120-93	4	Ring-Retaining, EXT
29	340-74	4	Locknut-Bulkhead
30	94-1319	1	Tube-HYD
31	340-78	1	Nut-Lock, Bulkhead
35	98-7981	2	Chain-Link, Straight
36	3234-17	4	Screw-HHF
37	99-3550	2	Clip-Link
38	3296-29	4	Nut-Lock, NI
39	3256-23	2	Washer-Flat
●99	3290-379	3	Tie-Cable
●99	3290-378	1	Tie-Cable





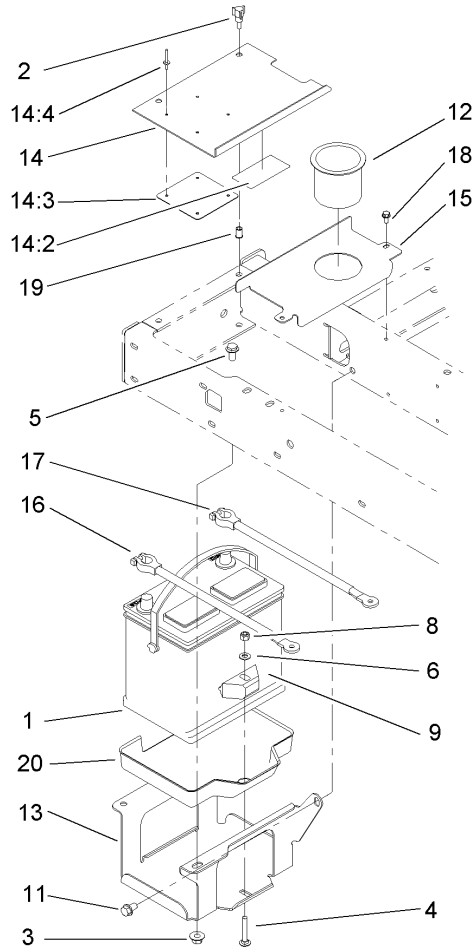
## Motor Gear Assembly No. 104-4884

Ref	Part No.	Qty.	Description
2		1	Front Plate ASM
3	94-3603	1	Motor Body ASM
4	94-3602	1	Drive Gear ASM
5	94-3601	1	Idler Gear ASM
7	60-5890	1	Washer
11	94-3600	6	Capscrew
18	94-3606	1	Key
19	104-4830	4	Bolt-Stud
20	60-6410	4	O-Ring
21	42-2010	2	Pin-Dowel
22	94-3604	1	Backplate ASM
23	93-1413	1	Seal Kit
23:1	59-8420	2	Ring
23:2	59-8320	1	Ring-Retaining
23:3	66-5710	1	Seal-Shaft
23:4		2	Seal-Dust
24	92-9260	1	Relief Valve Kit
24:1		2	Plug
24:2		2	Ball
24:3		2	Spring
24:4		2	Shim



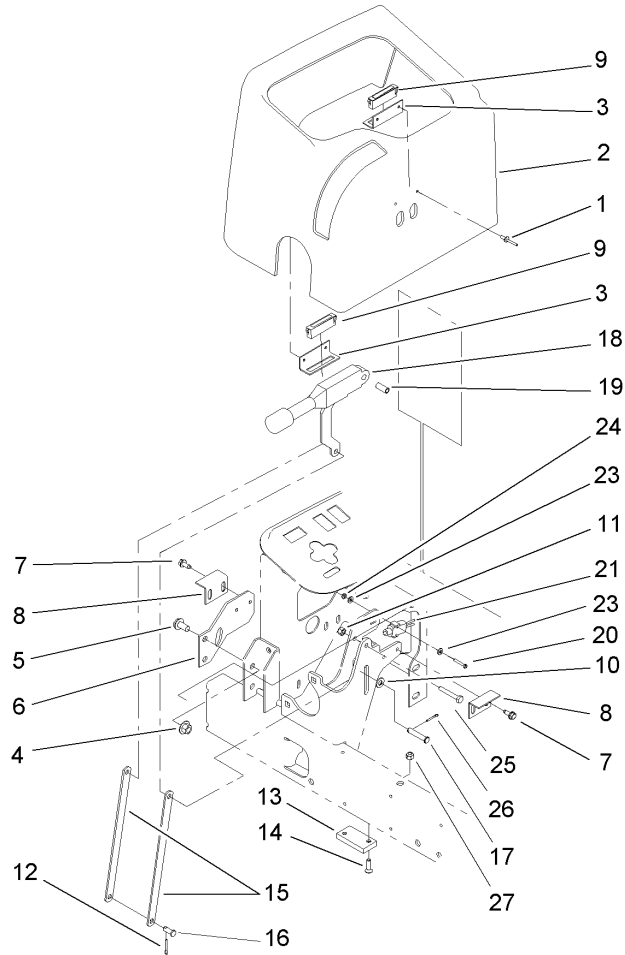
### Motor Gear Assembly No. 104-5164

Ref	Part No.	Qty.	Description
2		1	Front Plate ASM
3	94-3603	1	Motor Body ASM
4	94-3602	1	Drive Gear ASM
5	94-3601	1	Idler Gear ASM
6	59-8420	2	Ring
7	60-5890	1	Washer
8	59-8320	1	Ring-Retaining
11	94-3600	6	Capscrew
12	66-5710	1	Seal-Shaft
18	94-3606	1	Key
19	42-2010	2	Pin-Dowel
20	94-3605	1	Backplate ASM
20:1		1	Backplate
20:2		2	Plug
20:3		2	Ball
20:4		2	Spring
20:5		2	Seat
20:6		2	Shim
21	92-9260	1	Relief Valve Kit
21:1		2	Plug
21:2		2	Ball
21:3		2	Spring
21:4		2	Shim
22	93-1413	1	Seal Kit

## Battery Assembly

Ref	Part No.	Qty.	Description				
1	104-9979	1	Battery				
2	233-70	2	Knob-Star, Three				
3	32128-43	3	Nut-Flange				
4	3230-6	1	Screw-CARR				
5	3234-1	3	Screw-HHF				
6	3256-23	1	Washer-Flat				
8	3296-29	1	Nut-Lock, NI				
9	66-2490	1	Retainer-Battery				
11	32144-15	1	Screw-HHFTF				
12	94-1410	1	Holder-Can, Beverage				
13	95-8796-03	1	Support-Battery				
14	99-3602	1	Battery Cover ASM				
14:2	93-7276	1	Decal-Danger				
14:3	87-7620	1	Shield-Terminal, Battery				
14:4	3269-27	4	Rivet-Snap				
15	95-8817-01	1	Cover-Battery, Inner				
16	95-8853	1	Cable-Battery, Positive				
17	95-8854	1	Cable-Battery, Negative				
18	32144-4	2	Screw-HWH				
19	32148-6	2	Insert-Nut				
20	99-3513	1	Tray-Battery				

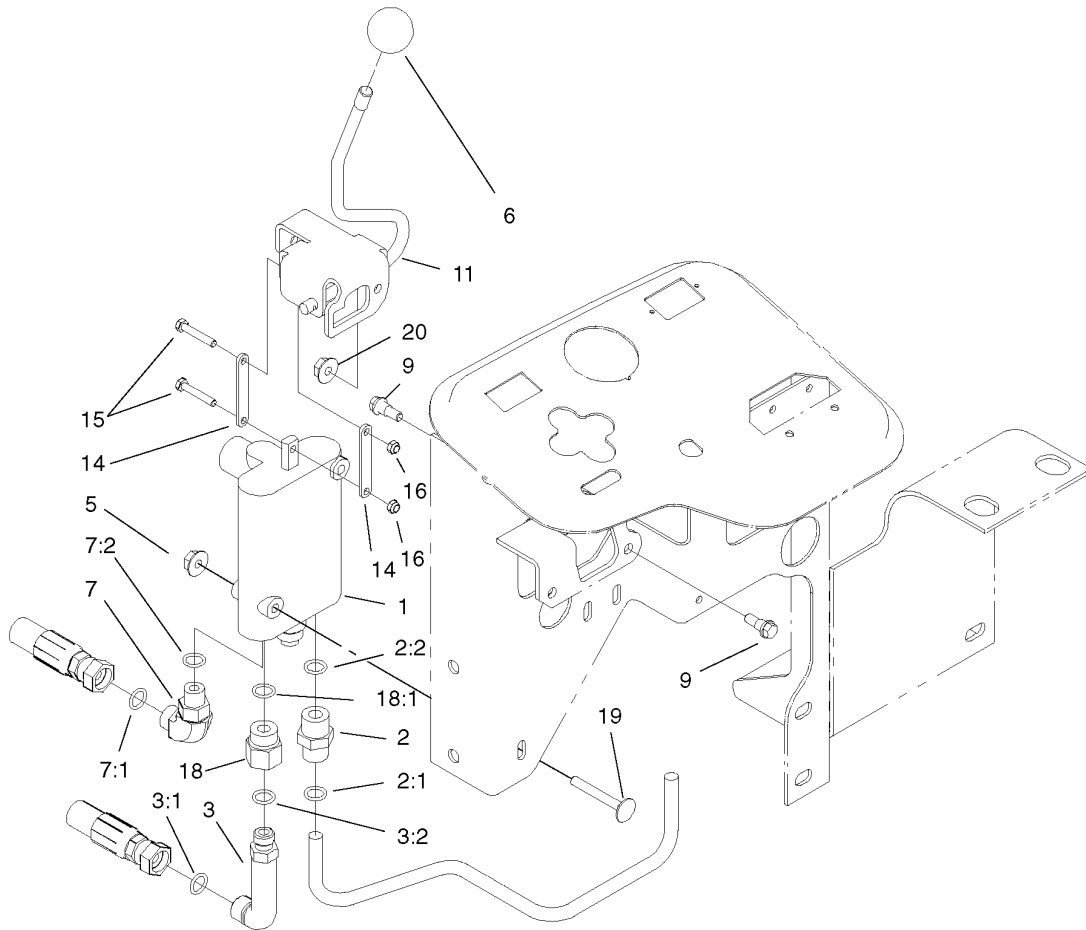


## Parking Brake Assembly

Ref	Part No.	Qty.	Description
1	3269-5	4	Rivet
2	95-8707	1	Cover-Dash
3	95-8763	2	Bracket-Hold Down, Cover
4	32128-43	2	Nut-Flange
5	3234-1	2	Screw-HHF
6	95-8764-03	1	Support-Magnet
7	32144-10	4	Screw-HWH
8	95-8765	2	Bracket-Strike, Magnet
9	58-4250	2	Catch-Magnetic
10	3256-23	1	Washer-Flat
11	3296-42	1	Nut-Lock, NI
12	3272-10	1	Pin-Cotter
13	95-8684	1	Pad-Bumper
14	3289-4	2	Screw-FH
15	104-4628-03	2	Link-Brake, Parking
16	283-62	1	Pin-Clevis
17	94-3829	1	Pin-Clevis
18	104-4817	1	Lever-Brake
19	87-4710	1	Spacer-Brake, Parking
20	32105-9	2	Screw
21	95-8900	1	Switch
23	3256-21	4	Washer-Flat
24	3296-9	2	Nut-Lock
25	321-10	1	Screw-HH

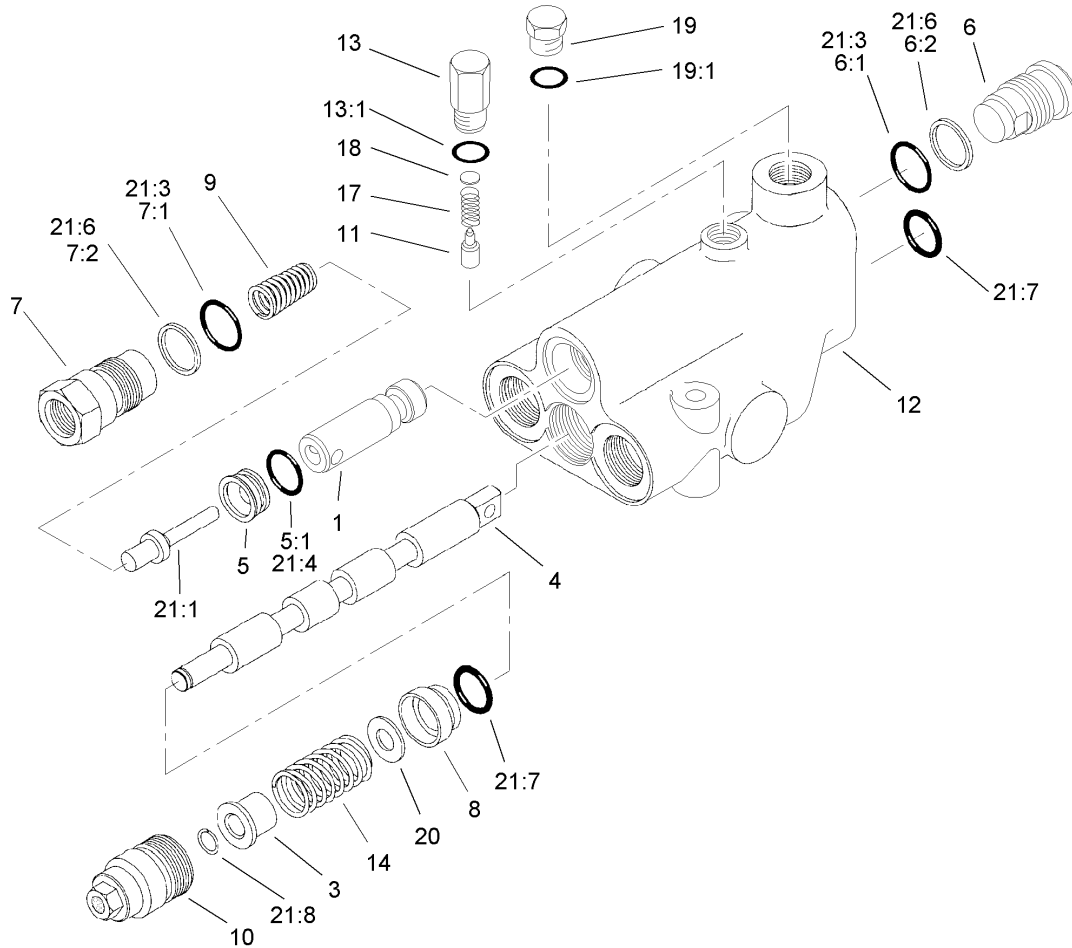
Ref	Part No.	Qty.	Description
26	3272-6	1	Pin-Cotter
27	32128-32	2	Nut-HHF





## Control Valve Assembly

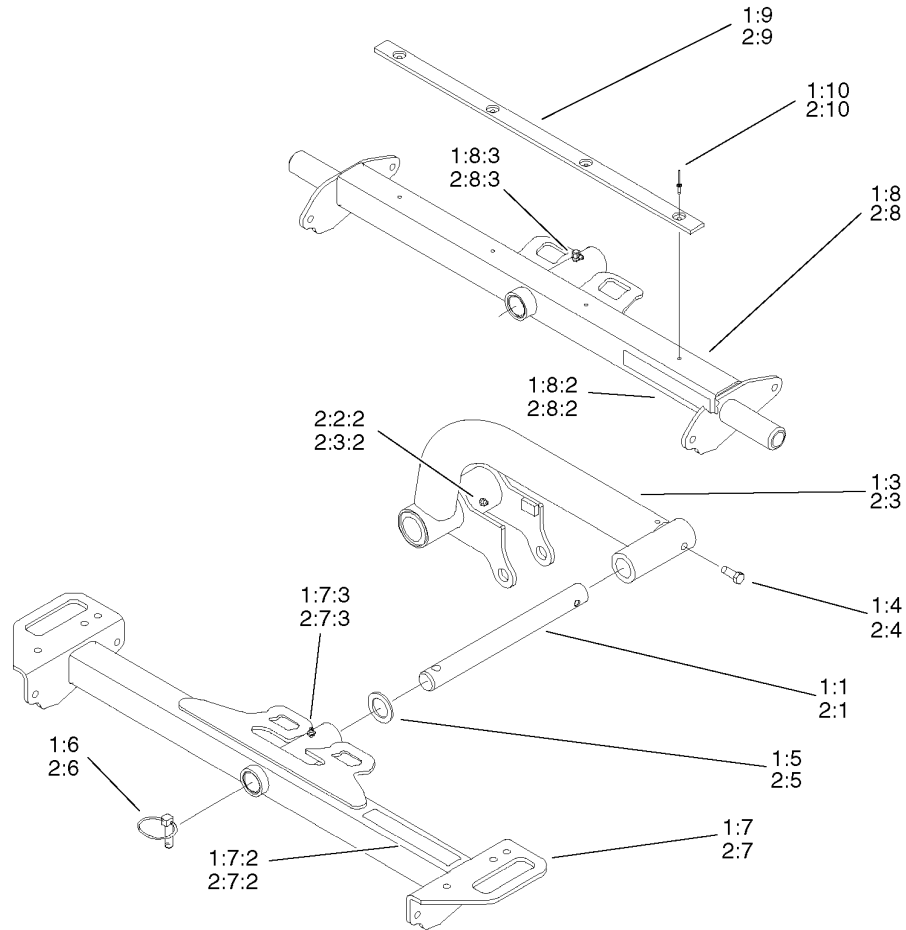
Ref	Part No.	Qty.	Description	
1	95-8689	1	Valve ASM	
2	340-3	1	Adapter	
2:1	237-22	1	O-Ring	
2:2	237-79	1	O-Ring	
3	69-4320	1	Fitting-HYD, 90 DEG	
3:1	237-22	1	O-Ring	
3:2	237-42	1	O-Ring	
5	32128-33	2	Nut-HF	
6	233-42	1	Knob	
7	340-77	1	Fitting-HYD, 90 DEG	
7:1	237-22	1	O-Ring	
7:2	237-42	1	O-Ring	
9	42-3560	2	Bolt-Shoulder	
11	95-8692	1	Lever ASM	
14	95-8634	2	Link	
15	87-5150	2	Bolt	
16	87-5140	2	Nut-Lock	
18	353-397	1	Reducer-Adapter	
18:1	237-79	1	O-Ring	
19	3230-33	2	Screw-CARR	
20	32128-32	2	Nut-HHF	



## Control Valve Assembly No. 95-8689

Ref	Part No.	Qty.	Description
1	99-3586	1	Plunger
3	58-6310	1	Spacer
24		1	Spool
5	58-6330	1	Seat
5:1	58-6340	1	O-Ring
6	58-6350	1	Plug
6:1	60-5720	1	O-Ring
6:2	58-6370	1	Washer
7	69-1800	1	Plug ASM
7:1	60-5720	1	O-Ring
7:2	58-6370	1	Washer
8	58-6400	1	Bushing
9	69-1810	1	Spring
10	58-6420	1	Cap
11	99-3585	1	Detent-Plunger
12		1	Body
13	99-3588	1	Plug ASM
13:1	60-6410	1	O-Ring
14	99-3531	1	Spring
17	99-3587	1	Spring
18	60-6450	1	Disc
19	353-989	1	Plug-Hex, Hollow
19:1	237-42	1	O-Ring
20	65-2770	1	Washer

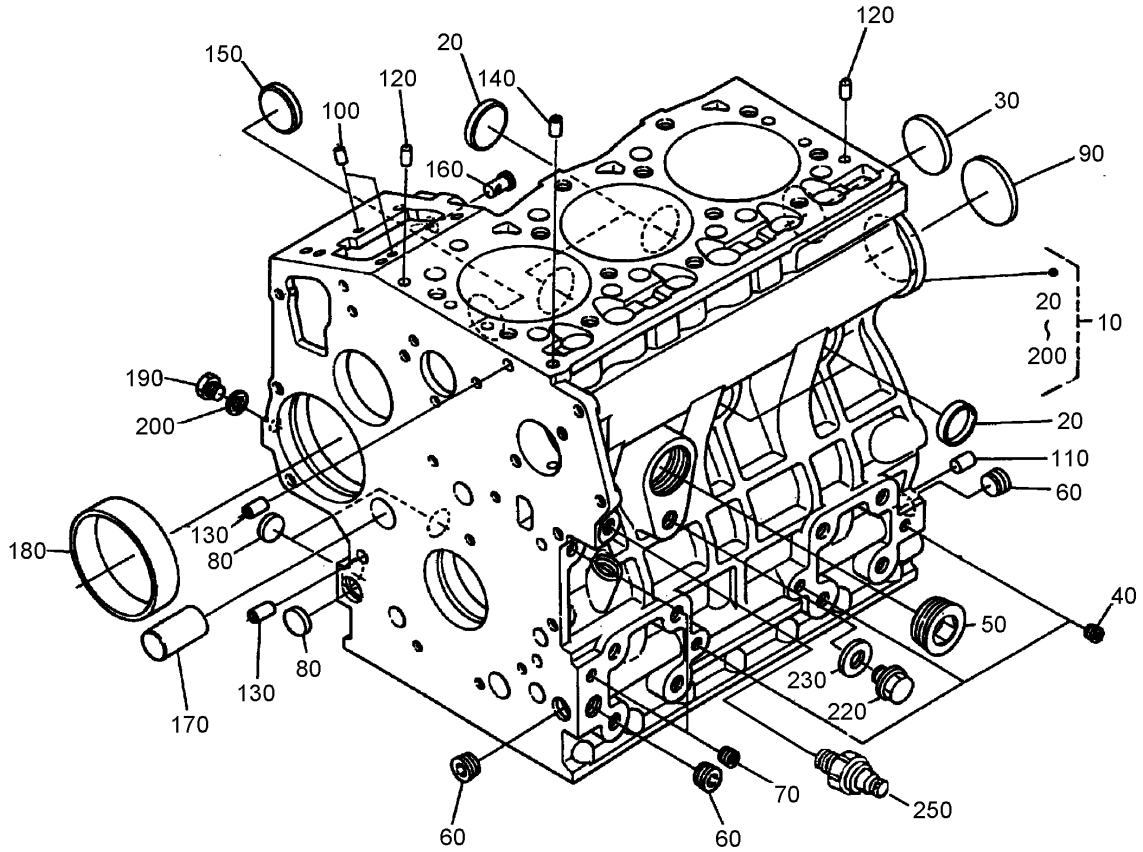
Ref	Part No.	Qty.	Description
21	99-3589	1	Seal Kit
21:1	58-6290	2	Poppet
21:3	60-5720	2	O-Ring
21:4	58-6340	2	O-Ring
21:6	58-6370	2	Washer
21:7	58-6450	2	O-Ring
21:8	58-6460	1	Ring-Retaining



### Lift Arm Kits

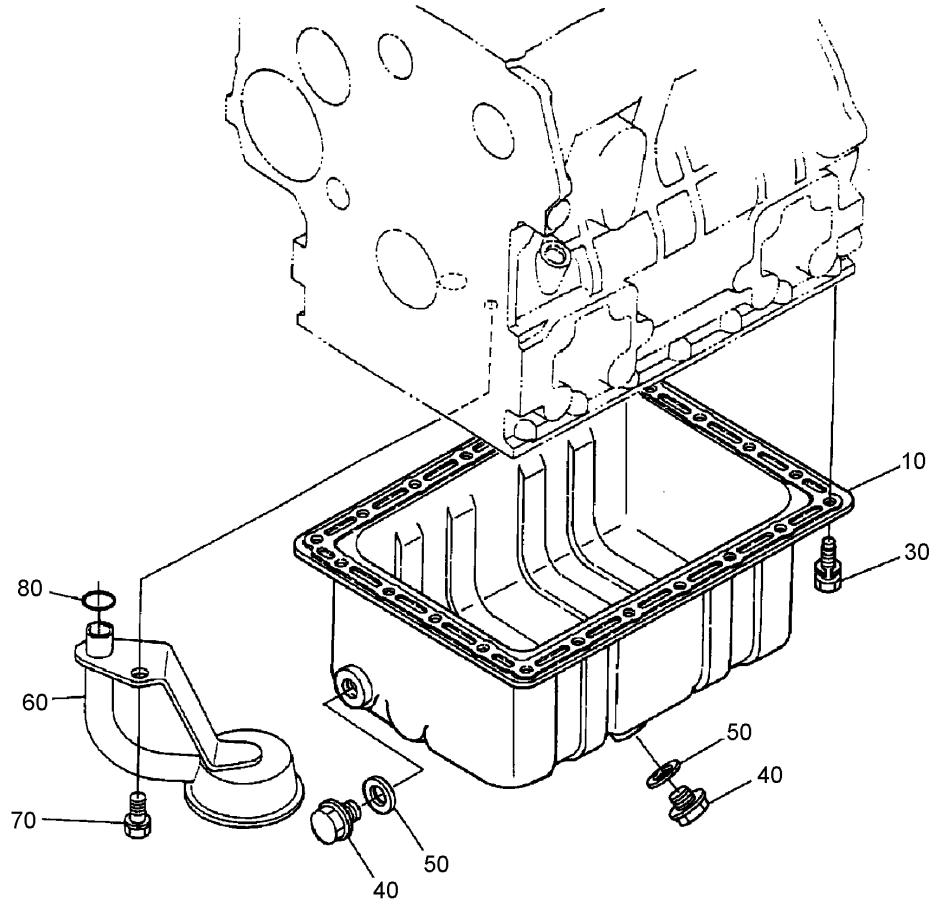
Ref	Part No.	Qty.	Description
1 2 1		1	27In Lift Arm Kit
1:1	95-8979	2	Shaft
1 1:2	95-8553	1	RH Short Lift Arm ASM
1:3	95-8554	1	LH Short Lift Arm ASM
1:4	323-6	2	Screw-HH
1:5	3-6781	2	Washer-Thrust
1:6	283-71	2	Pin-Lynch
1:7	99-3506	2	Front Carrier Frame ASM
1:7:2	94-3353	1	Decal-Point, Pinch
1:7:3	302-5	1	Fitting-Grease
1:8	99-3508	1	Rear Carrier Frame ASM
1:8:2	94-3353	1	Decal-Point, Pinch
1:8:3	302-60	1	Fitting-Grease, 90 DEG
1:9	95-8936	1	Strip-Wear
1:10	3269-18	4	Rivet-Pop
1 2 2		1	32In Lift Arm Kit
2:1	95-8979	2	Shaft
1 2:2	95-8550	1	RH Long Lift Arm ASM
2:2:2	302-5	1	Fitting-Grease
2:3	95-8551	1	LH Long Lift Arm ASM
2:3:2	302-5	1	Fitting-Grease
2:4	323-6	2	Screw-HH
2:5	3-6781	2	Washer-Thrust
2:6	283-71	2	Pin-Lynch

Ref	Part No.	Qty.	Description
2:7	99-3507	2	Front Carrier Frame ASM
2:7:2	94-3353	1	Decal-Point, Pinch
2:7:3	302-5	1	Fitting-Grease
2:8	99-3509	1	Rear Carrier Frame ASM
2:8:2	94-3353	1	Decal-Point, Pinch
2:8:3	302-60	1	Fitting-Grease, 90 DEG
2:9	95-8936	1	Strip-Wear
2:10	3269-18	4	Rivet-Pop



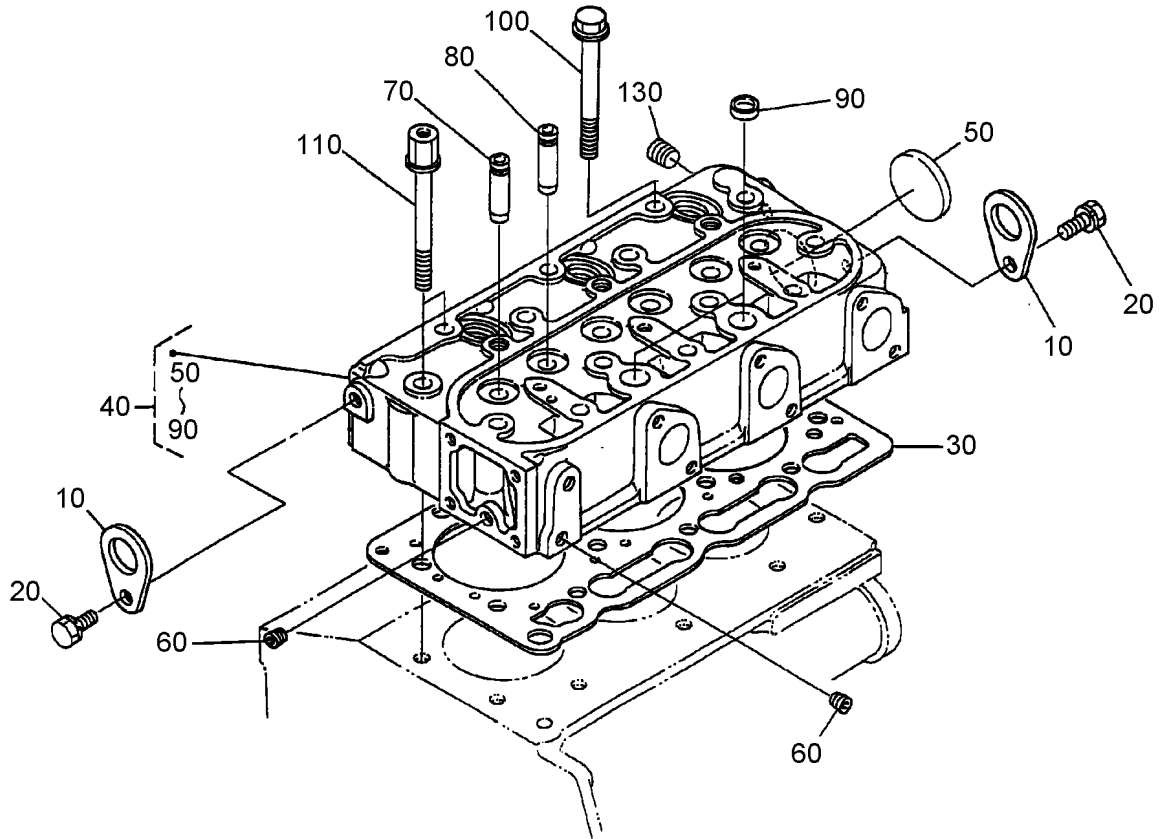
## Crankcase Assembly

Ref	Part No.	Qty.	Description				
10	107-7835	1	Crankcase ASM				
20	98-9398	4	Cap-Sealing				
30	98-7539	1	Cap-Sealing				
40	98-7540	3	Plug				
50	105-3779	1	Plug				
60	98-9597	3	Plug				
70	98-7487	2	Plug				
80	98-7489	3	Plug				
90	98-9668	1	Plug				
100	98-9375	2	Pin-Straight				
110	98-9377	2	Pin-Straight				
120	105-3795	2	Pin-Straight				
130	98-9387	2	Pin-Pipe				
140	98-9539	1	Pin-Pipe				
150	98-9599	1	Plug				
160	98-9630	1	Pin-Spring, Start				
170	98-9675	1	Plug				
180	98-9656	1	Bushing-Governor, Gear				
190	98-7507	1	Plug				
200	98-7428	1	Gasket				
220	99-3447	1	Plug				
230	106-7056	1	Gasket				
250	98-9416	1	Switch-Oil				



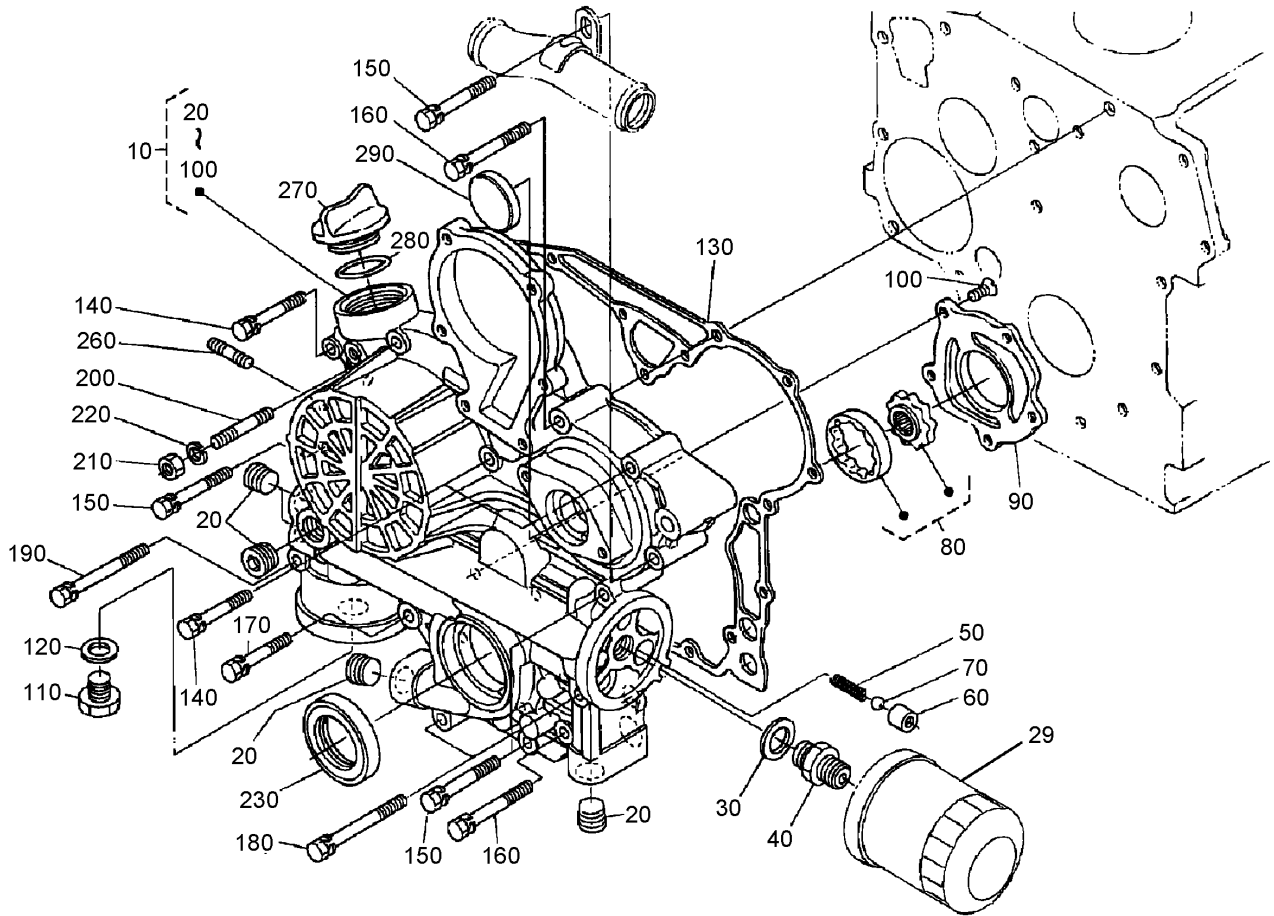
### Oil Pan Assembly

Ref	Part No.	Qty.	Description
10	98-9685	1	Drain-Oil
30	107-9065	22	Bolt
40	108-6572	2	Plug-Drain
50	98-7524	2	Gasket
60	108-1401	1	Filter-Oil
70	98-7526	1	Bolt
80	105-3776	1	O-Ring



### Cylinder Head Assembly

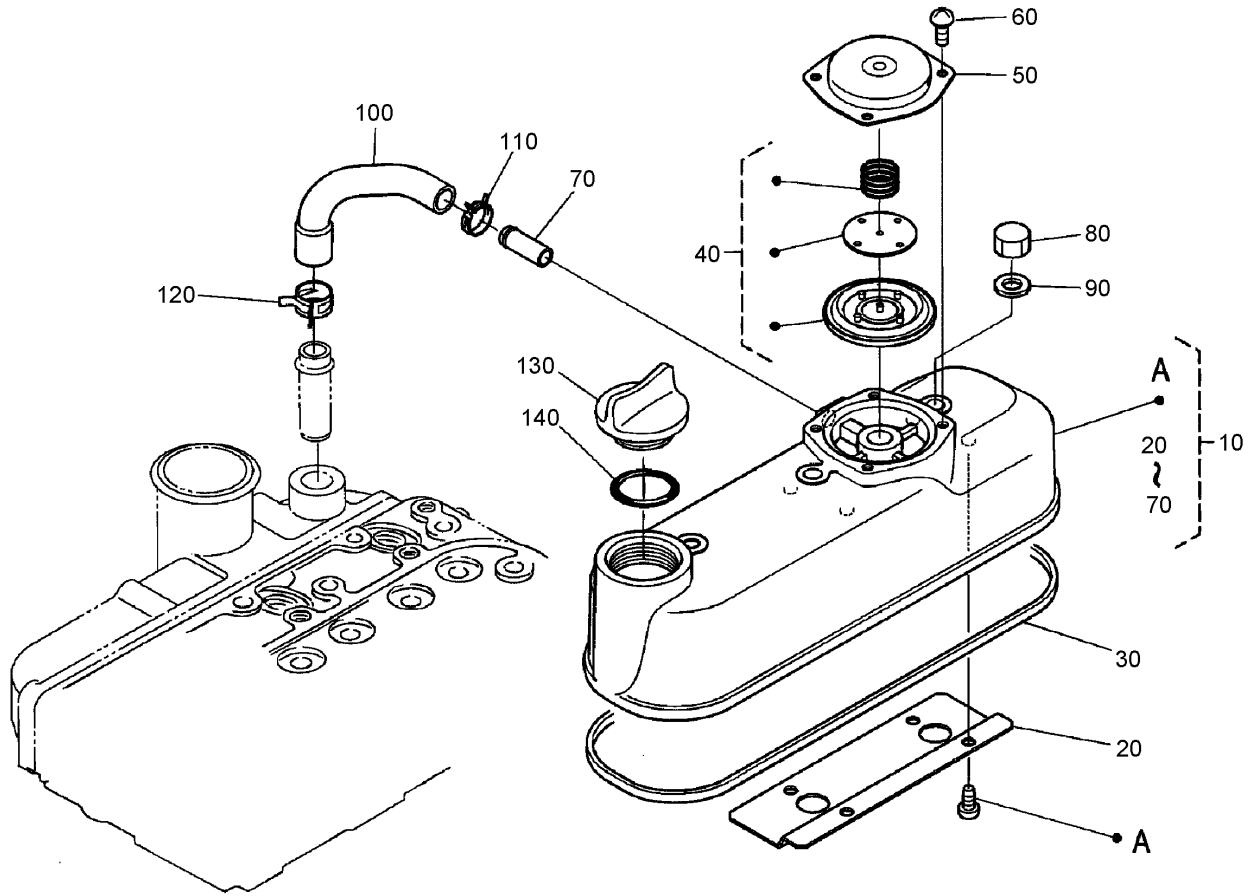
Ref	Part No.	Qty.	Description
10	98-7531	2	Hook-Engine
20	100-9195	2	Bolt
30	108-6573	1	Gasket-Head, Cylinder
40	108-6574	1	Cylinder Head ASM
50	98-9395	1	Cap-Sealing
60	98-7540	2	Plug
70	107-9066	3	Guide-Valve, Inlet
80	107-9067	3	Guide-Valve, Exhaust
90	98-9389	2	Cap-Sealing
100	98-9479	1	Bolt-Head, Cylinder
110	98-9647	2	Bolt-Head, Cylinder
130	98-9444	1	Plug

### Gear Case Assembly

Ref	Part No.	Qty.	Description
10	99-3462	1	Gear Case ASM
20	98-9598	2	Plug
29	104-5167	1	Filter-Oil
30	98-7562	1	Washer-Plain
40	98-9388	1	Joint-Pipe
50	98-9544	1	Spring
60	98-9543	1	Seat-Valve
70	98-9380	1	Ball
80	98-9540	1	Oil Pump Rotor ASM
90	105-3708	1	Cover-Pump, Oil
100	98-9592	5	Screw
110	99-3450	1	Plug
120	99-3451	1	Plug-Packing
130	98-9633	1	Gasket-Case, Gear
140	107-9073	3	Bolt
150	105-3797	4	Bolt
160	98-9356	2	Bolt
170	98-9437	1	Bolt
180	98-9586	2	Bolt
190	99-3511	1	Bolt
200	105-3709	1	Stud
210	98-7572	1	Nut
220	98-7699	1	Washer-Spring
230	98-9482	1	Seal-Oil

Ref	Part No.	Qty.	Description
260	105-3710	2	Stud
270	107-9075	1	Plug-Filler, Oil
280	99-3446	1	O-Ring
290	98-9641	1	Cover

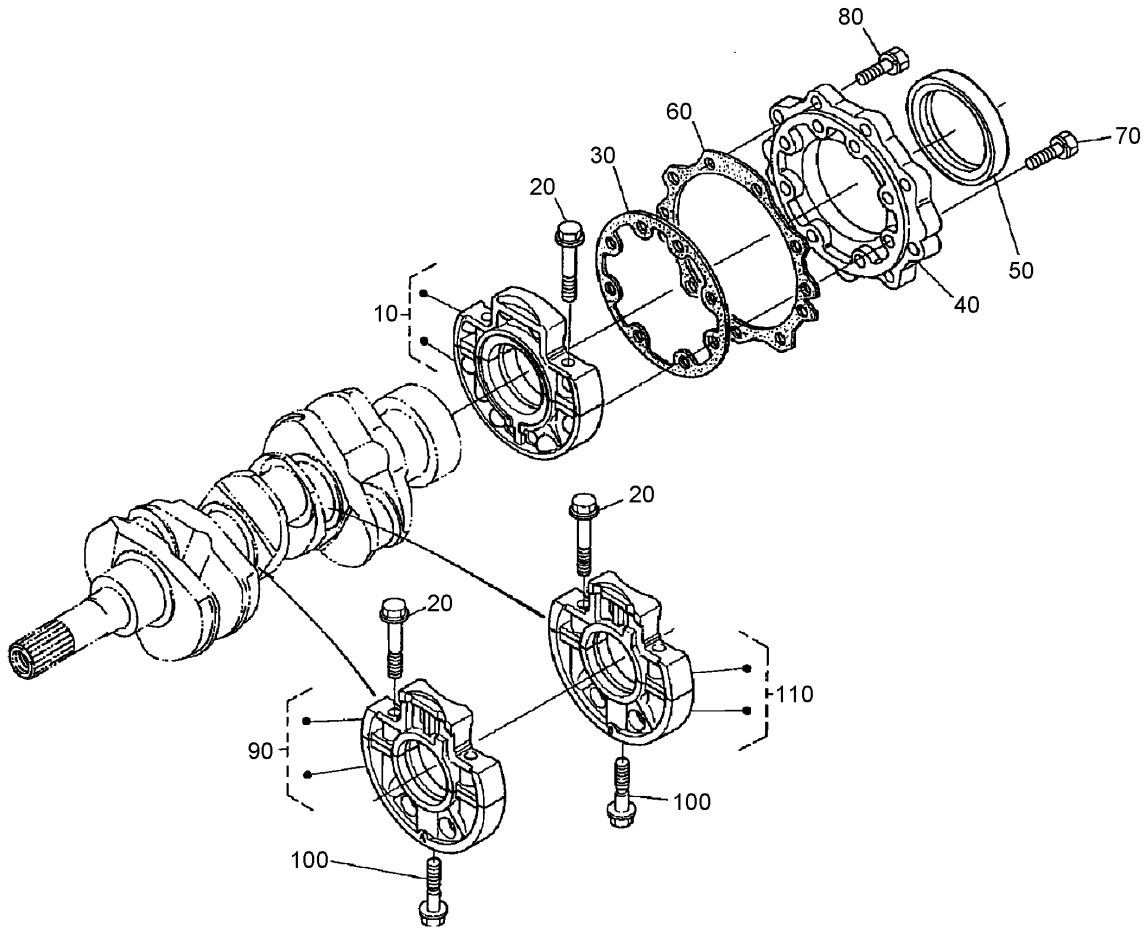


### Head Cover Assembly

Ref	Part No.	Qty.	Description
10	108-6575	1	Cylinder Head Cover ASM
20	108-2857	1	Shield-Breather
30	98-9615	1	Gasket-Cover, Head
40	108-2861	1	Breather Valve ASM
50	108-2862	1	Cover-Breather
60	108-2863	4	Screw-PPH
70	98-7766	1	Pipe-Return, Water
80	98-9455	3	Nut-Cap
90	98-9454	3	Gasket
100	108-2858	1	Tube-Breather
110	108-2859	1	Clamp-Hose
120	108-2860	1	Clamp-Hose
130	107-9075	1	Plug-Filler, Oil
140	99-3446	1	O-Ring

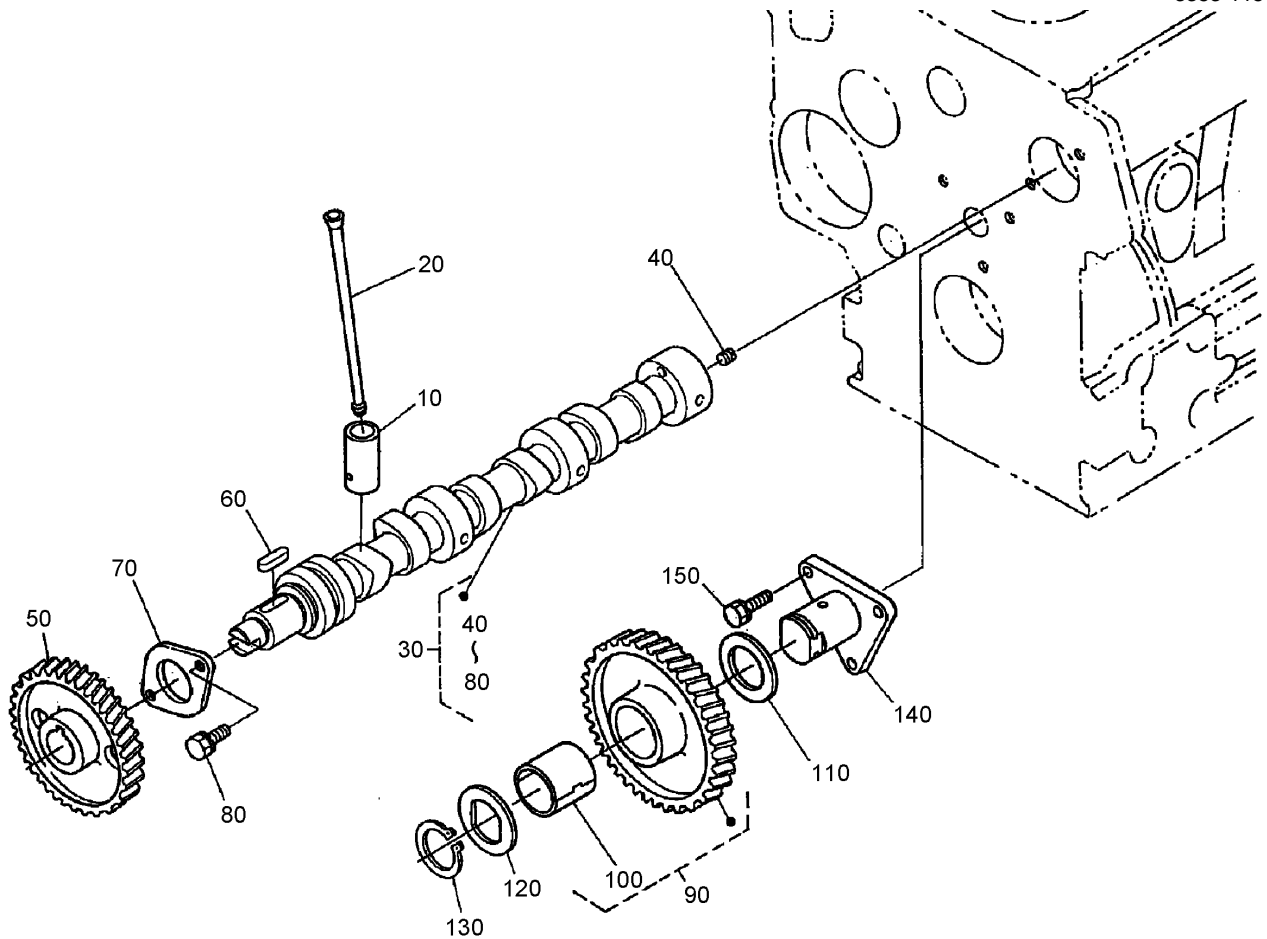




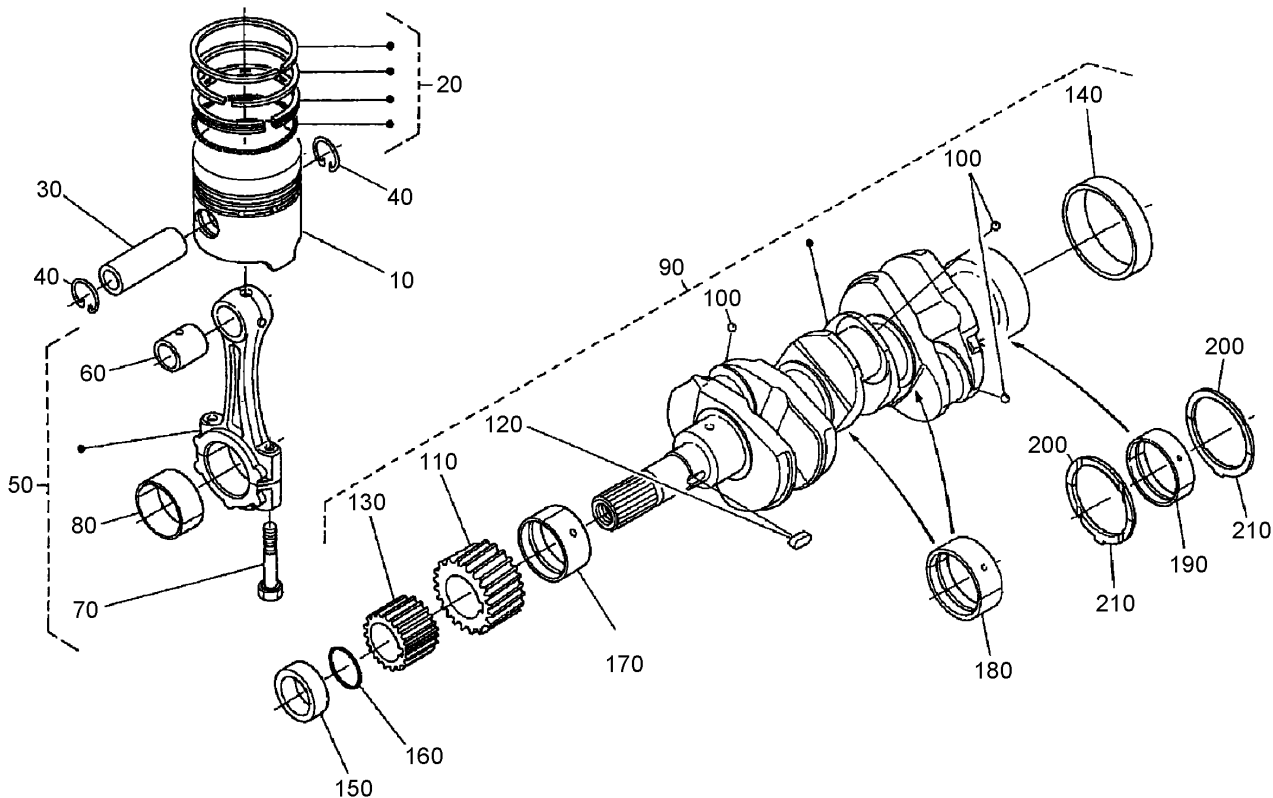
## Main Bearing Case Assembly

Ref	Part No.	Qty.	Description
10	98-9480	1	Main Bearing Case ASM
20	98-9484	6	Bolt-Case, Bearing
30	98-9634	1	Gasket-Case, Bearing
40	98-9487	1	Cover-Case, Bearing
50	98-9483	1	Seal-Oil
60	98-9635	1	Gasket-Cover, Bearing Case
70	98-9352	8	Bolt
80	98-7568	9	Bolt
90	98-9606	1	Main Bearing Case ASM
100	98-9485	2	Bolt-Case, Bearing
110	98-9607	1	Main Bearing Case ASM

## Camshaft and Idle Gear Shaft Assembly

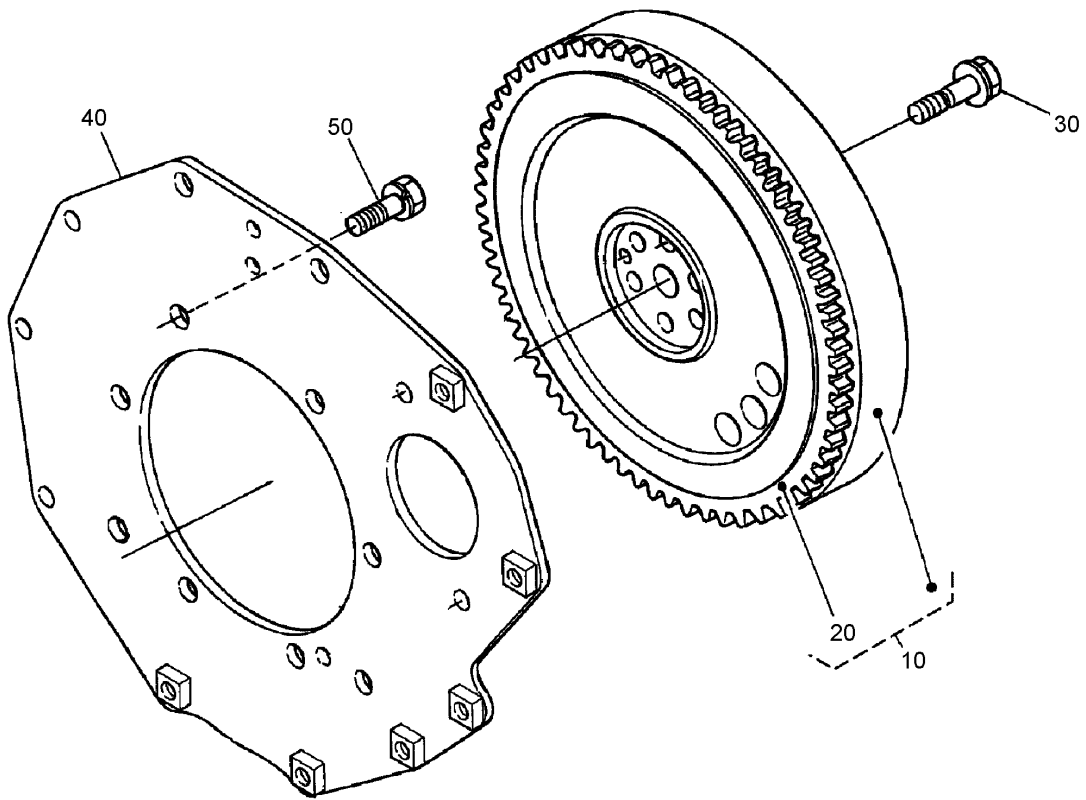
Ref	Part No.	Qty.	Description
10	98-9616	6	Tappet
20	98-9509	6	Rod-Push
30	108-6576	1	Camshaft ASM
40	98-7449	1	Screw-Set
50	98-9512	1	Gear-Cam
60	98-9378	1	Key-Feather
70	98-9510	1	Stopper-Camshaft
80	98-9351	2	Bolt
90	98-9649	1	Idle Gear ASM
100	98-9650	1	Bushing-Gear, Idle
110	98-9535	1	Collar-Gear, Idle
120	98-9536	1	Collar-Gear, Idle
130	98-9534	1	Clip-Circular, Idle Gear
140	98-9533	1	Shaft-Gear, Idle
150	98-7692	3	Bolt



## Piston and Crankshaft Assembly

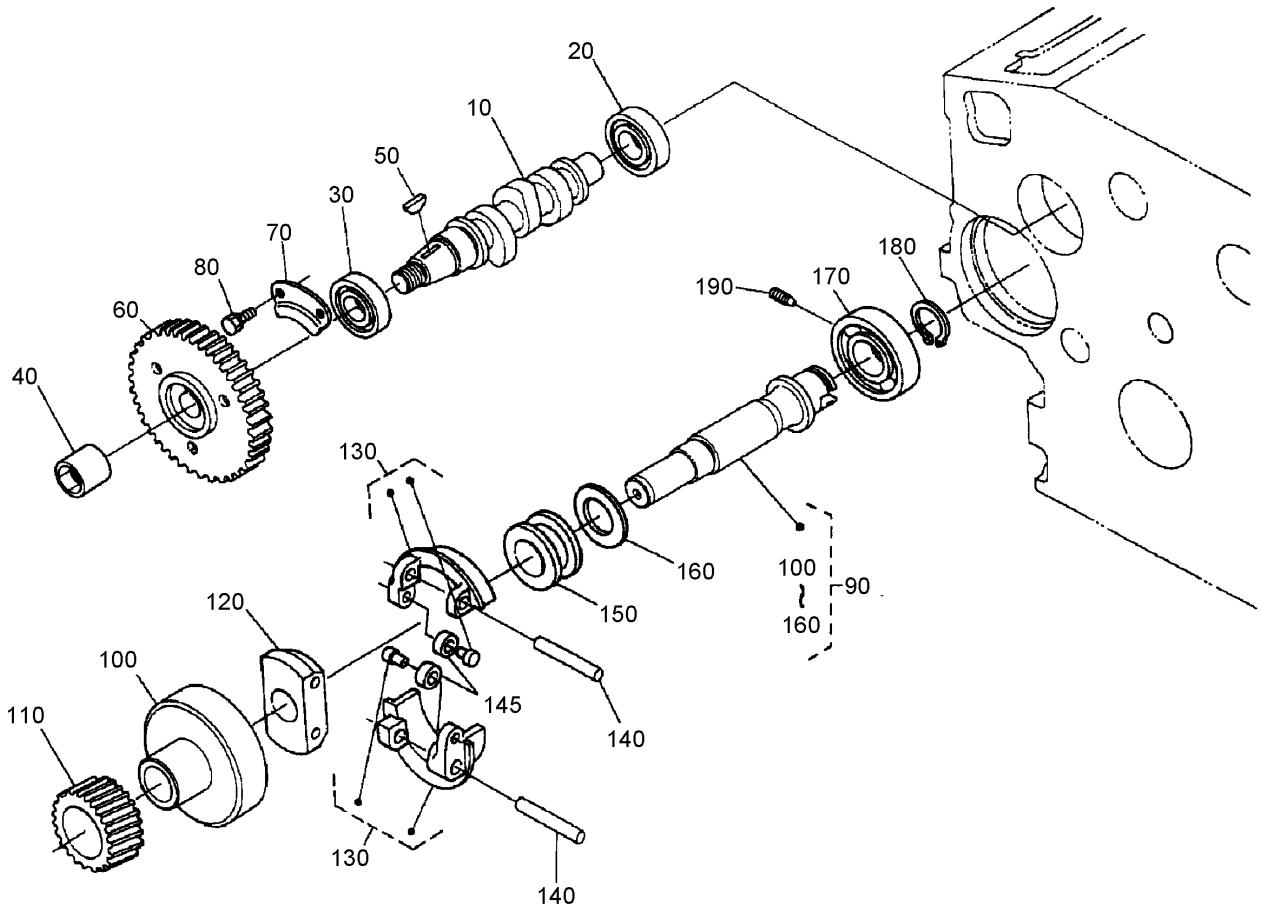
Ref	Part No.	Qty.	Description
10	98-9470	3	Piston (0.5Mm)
10	98-9469	3	Piston (STD)
20	98-9619	3	Piston Ring ASM (0.5Mm)
20	98-9618	3	Piston Ring ASM (STD)
30	98-9513	3	Pin-Piston
40	98-9514	6	Clip-Circular, Piston Pin
50	98-9516	3	Connecting Rod ASM
60	98-9515	3	Bushing-Pin, Piston
70	98-9517	6	Bolt-Rod, Connecting
80	98-9520	3	Bearing-Rod (0.4Mm)
80	98-9519	3	Bearing-Rod (0.2Mm)
80	98-9518	3	Metal-Crankpin (STD)
90	98-9642	1	Crankshaft ASM
100	98-7473	3	Ball
110	98-9532	1	Gear-Crankshaft
120	98-9666	1	Key
130	98-9542	1	Gear-Drive, Oil Pump
140	98-9522	1	Sleeve-Crankshaft
150	98-9521	1	Collar-Crankshaft
160	105-3783	1	O-Ring
170	98-9523	1	Metal Crankshaft (STD)
170	98-9528	1	Bearing-Main (0.2Mm)
170	98-9529	1	Bearing-Main (0.4Mm)
180	98-9524	2	Metal-Crankshaft (STD Set)

Ref	Part No.	Qty.	Description
180	98-9530	2	Bearing-Main (0.2Mm)
180	98-9531	2	Bearing-Main (0.4Mm)
190	98-9556	1	Bearing-Main (STD)
190	105-3719	1	Metal-Crankshaft (.2Mm)
190	105-3720	1	Metal-Crankshaft (.4Mm)
200	98-9413	2	Bearing-Thrust (STD)
200	98-9414	2	Bearing-Thrust (0.2Mm)
200	98-9415	2	Bearing-Thrust (0.4Mm)
210	98-9688	2	Bearing-Thrust (STD)
210	98-9689	2	Bearing-Thrust (0.2Mm)
210	98-9690	2	Bearing-Thrust (0.4Mm)



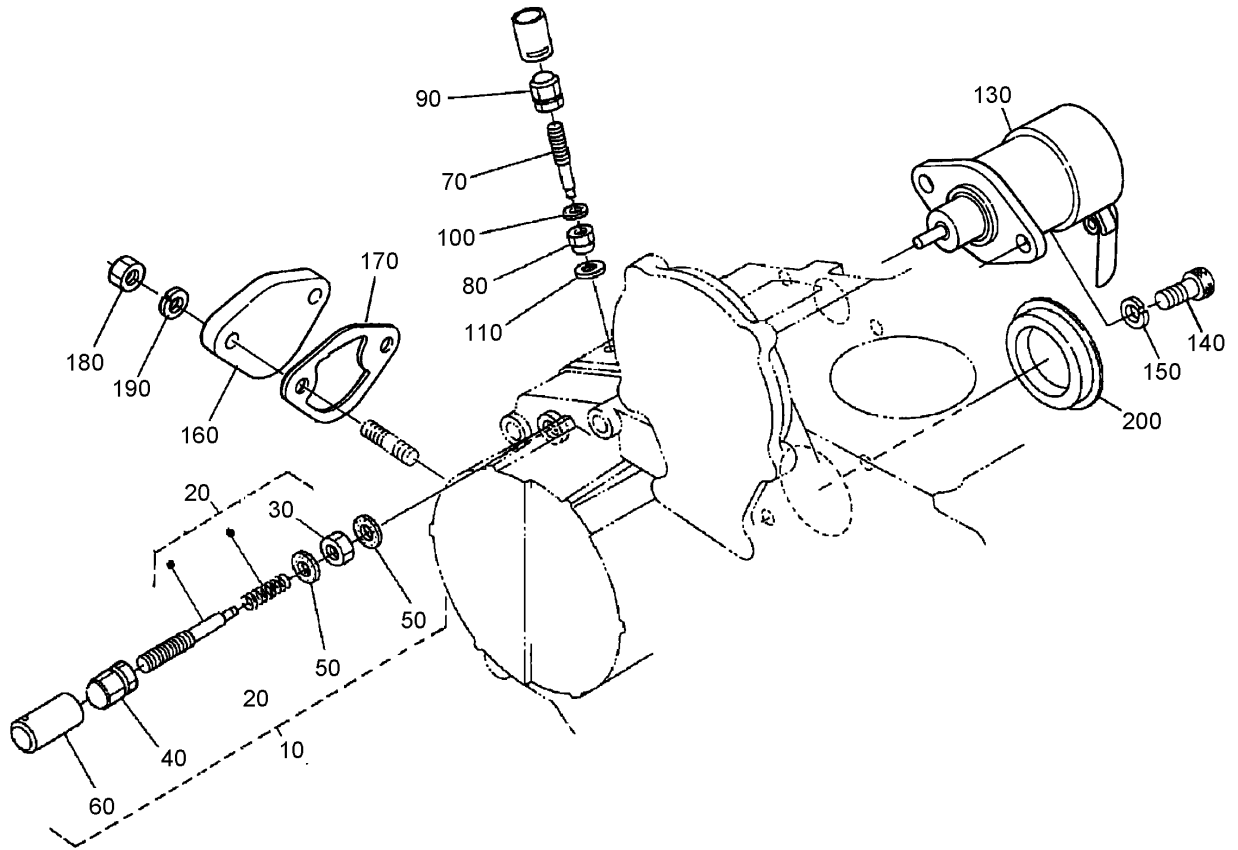
## Flywheel Assembly

Ref	Part No.	Qty.	Description
10	105-3784	1	Flywheel ASM
20	105-3722	1	Gear-Ring
30	98-9537	6	Bolt-Flywheel
40	98-9486	1	Plate-End, Rear
50	98-9392	8	Bolt

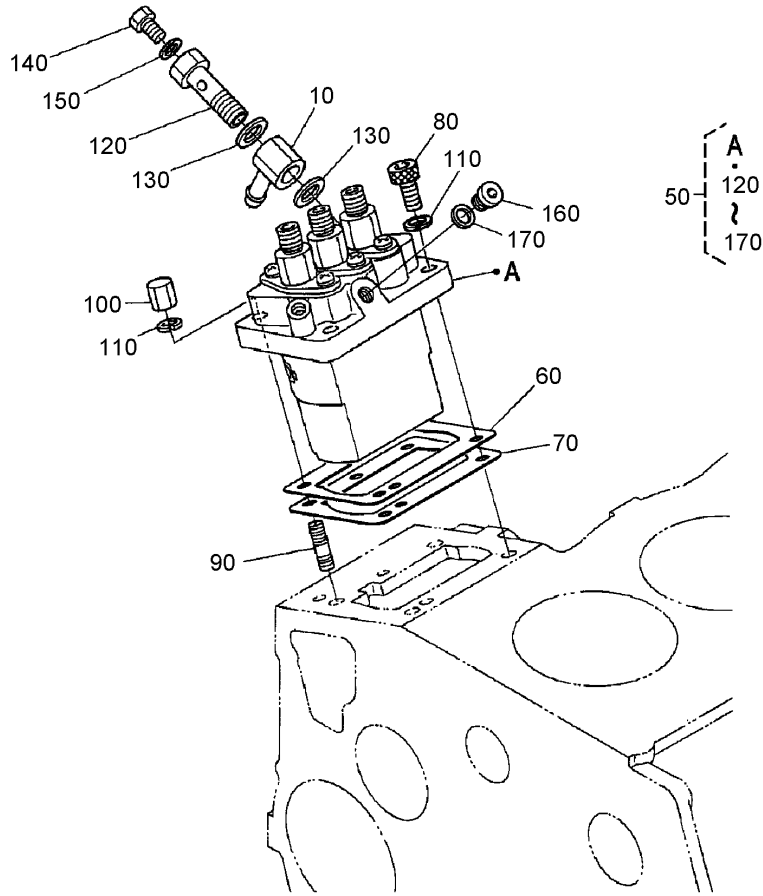
## Fuel Camshaft and Governor Shaft Assembly

Ref	Part No.	Qty.	Description
10	98-9459	1	Camshaft-Fuel
20	107-9077	1	Bearing-Ball
30	107-9078	1	Bearing-Ball
40	98-9590	1	Nut-Cap
50	98-9595	1	Key-Woodruff
60	98-9669	1	Gear-Pump, Injection
70	98-9511	1	Stopper-Fuel, Camshaft
80	98-9350	2	Bolt
90	98-9644	1	Governor Shaft ASM
100	98-9562	1	Holder-Gear, Governor
110	98-9673	1	Gear-Governor
120	98-9561	1	Holder-Weight, Governor
130	98-9559	2	Governor Weight ASM
140	98-9560	2	Shaft-Weight, Governor
145	98-9692	2	Roller
150	98-9563	1	Sleeve-Governor
160	98-9564	1	Washer-Thrust
170	107-9079	1	Bearing-Ball
180	98-9657	1	Clip-Circular, Governor Shaft
190	98-9565	1	Screw-Set

## Idling Aparatus, Stop Solenoid and Fuel Pump Cover Assembly

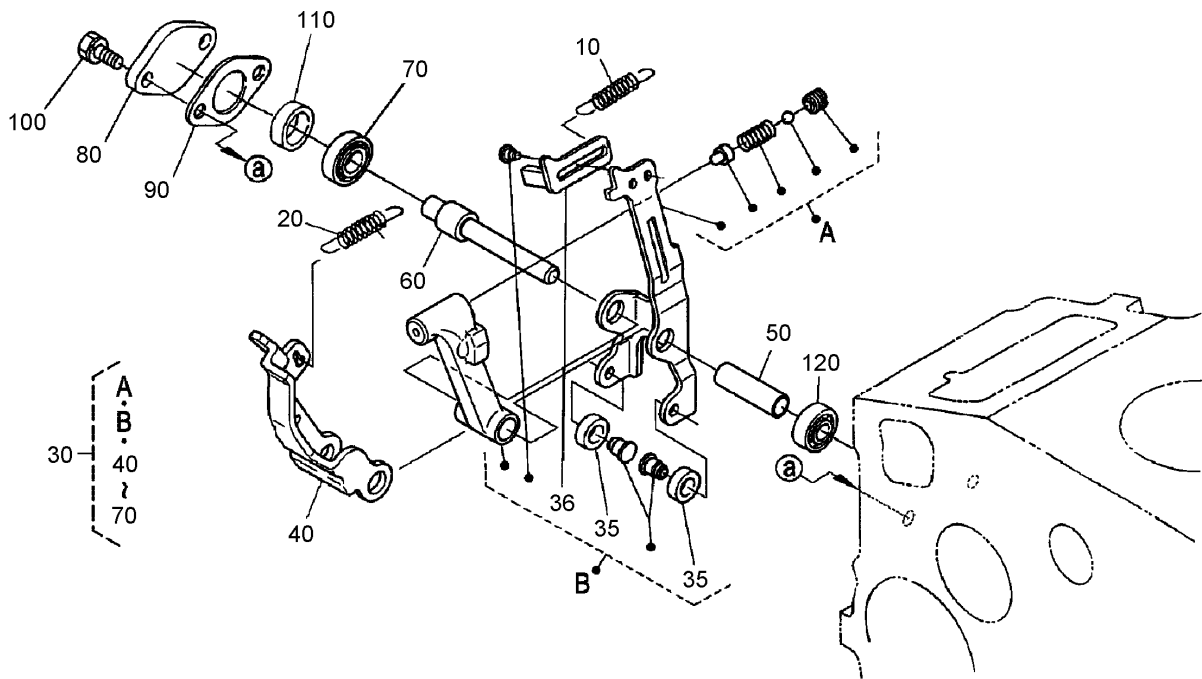
Ref	Part No.	Qty.	Description				
10	107-7838	1	Apparatus-Idling				
20	99-3458	1	Adjusting Bolt ASM				
30	98-9439	1	Nut				
40	99-8387	1	Nut-Cap				
50	98-7654	2	Gasket				
60	98-7656	1	Cap				
70	98-9557	1	Bolt-Adjusting				
80	100-2175	1	Nut-Lock				
90	99-8387	1	Nut-Cap				
100	98-7654	1	Gasket				
110	107-9081	1	Gasket				
130	104-5155	1	Solenoid-Stop				
140	105-3799	2	Bolt-HSH				
150	98-7699	2	Washer-Spring				
160	99-3514	1	Cover				
170	98-9636	1	Gasket-Pump, Fuel				
180	98-7572	2	Nut				
190	98-7699	2	Washer-Spring				
200	98-9640	1	Cover-Pump				



### Injection Pump Assembly

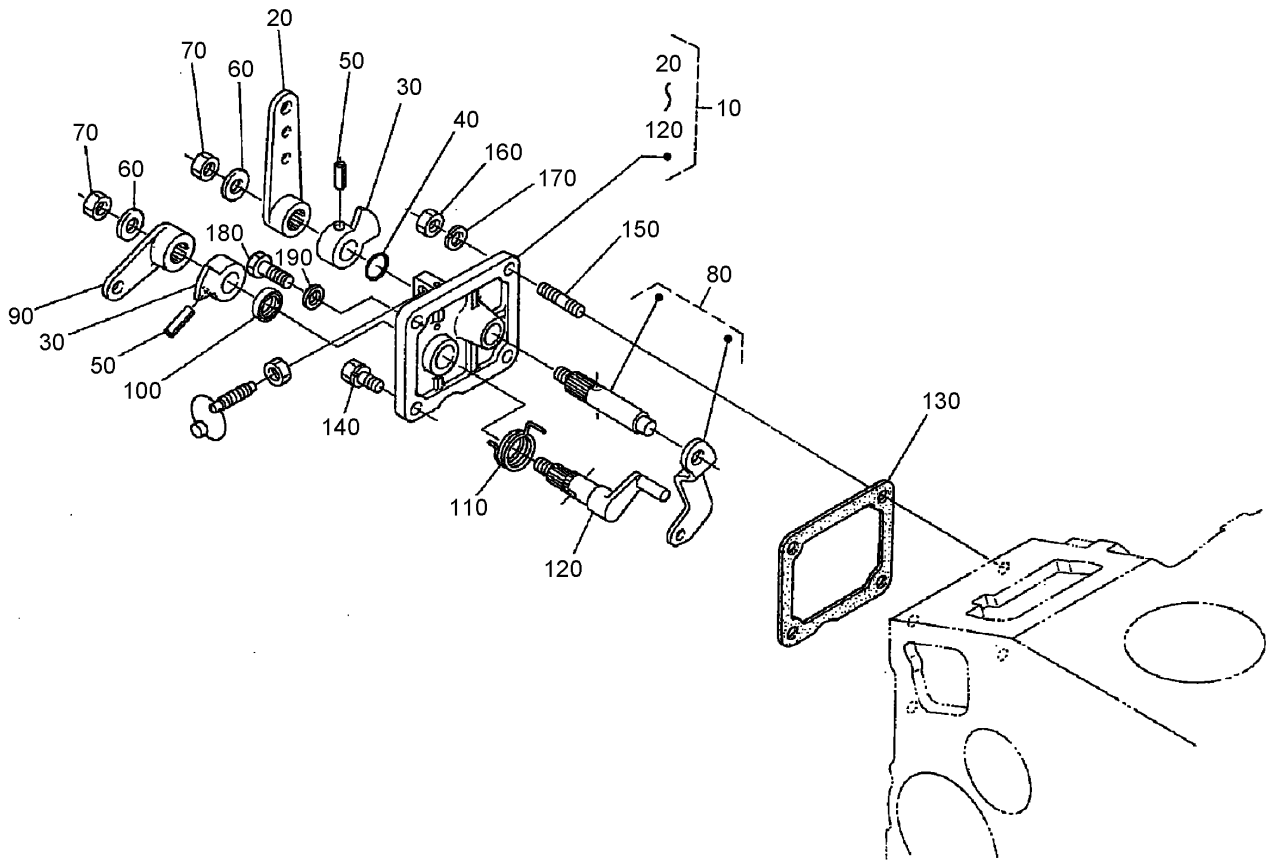
Ref	Part No.	Qty.	Description
10	98-9596	1	Joint-Eye
50	98-9643	1	Injection Pump ASM
60	98-9457	1	Shim-Injection (0.25Mm)
60	98-9456	1	Shim (0.2Mm)
70	98-9458	1	Shim-Injection (0.30Mm)
80	98-9361	2	Bolt-HSH
90	98-9438	2	Stud
100	98-9440	2	Nut-Cap
110	98-7699	4	Washer-Spring
120	98-9464	1	Bolt-Joint
130	98-9445	2	Gasket
140	98-9430	1	Screw
150	98-9446	1	Gasket
160	98-9466	1	Plug
170	98-9451	1	Gasket





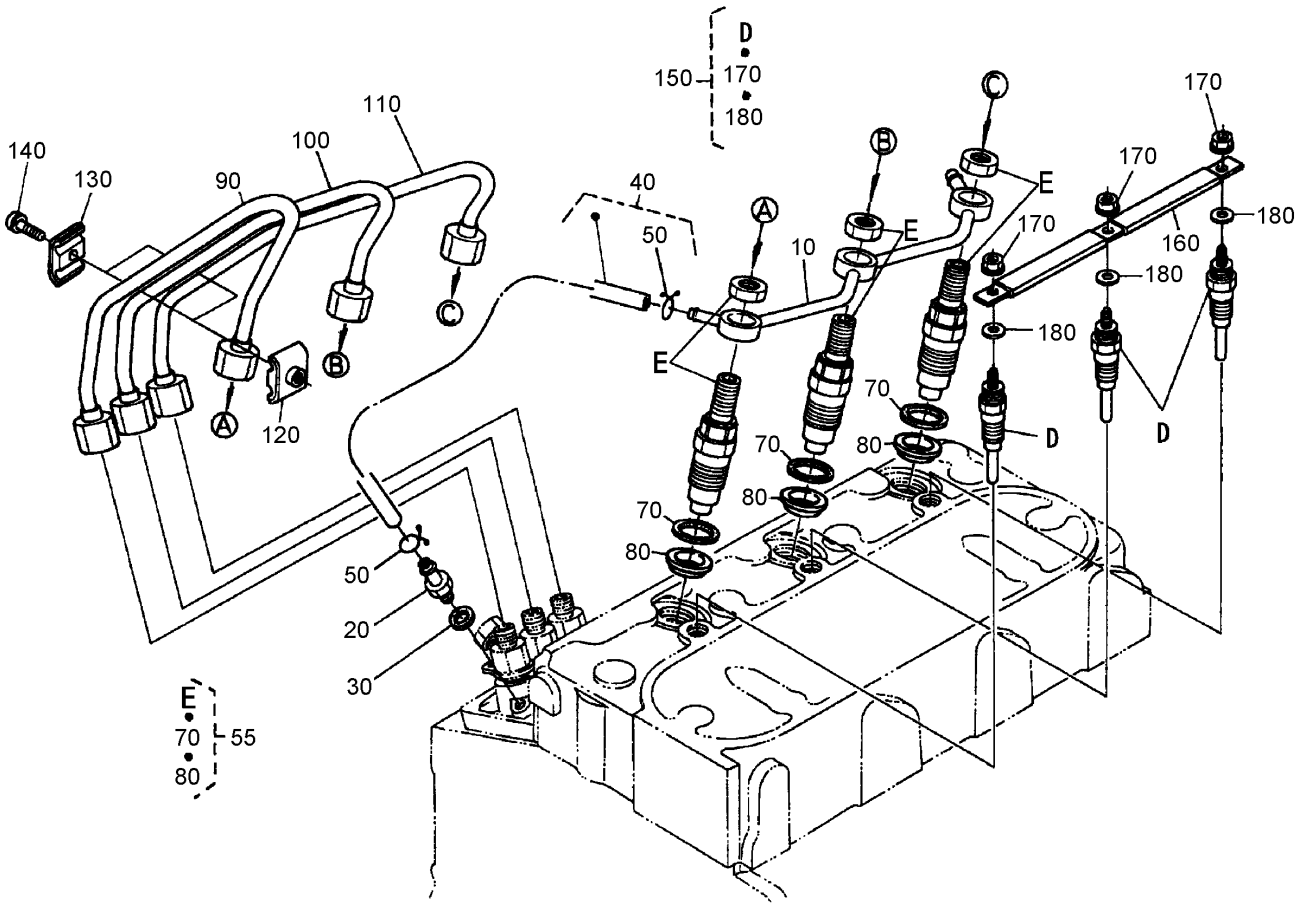
## Governor Assembly

Ref	Part No.	Qty.	Description				
10	105-3786	1	Spring-Start				
20	107-7839	1	Spring-Governor				
30	107-7840	1	Fork Lever ASM				
35	98-9692	2	Roller				
36	107-9083	1	Lever-Thrust				
40	107-9084	1	Lever-Fork				
50	107-9085	1	Shaft-Lever, Fork				
60	107-9086	1	Shaft-Lever, Fork				
70	98-9570	1	Bearing-Miniaturize				
80	98-9569	1	Cover-Shaft, Fork Lever				
90	98-9682	1	Gasket				
100	98-9351	2	Bolt				
110	98-9567	1	Collar				
120	98-9571	1	Bearing-Miniaturize				



### Speed Control Plate Assembly

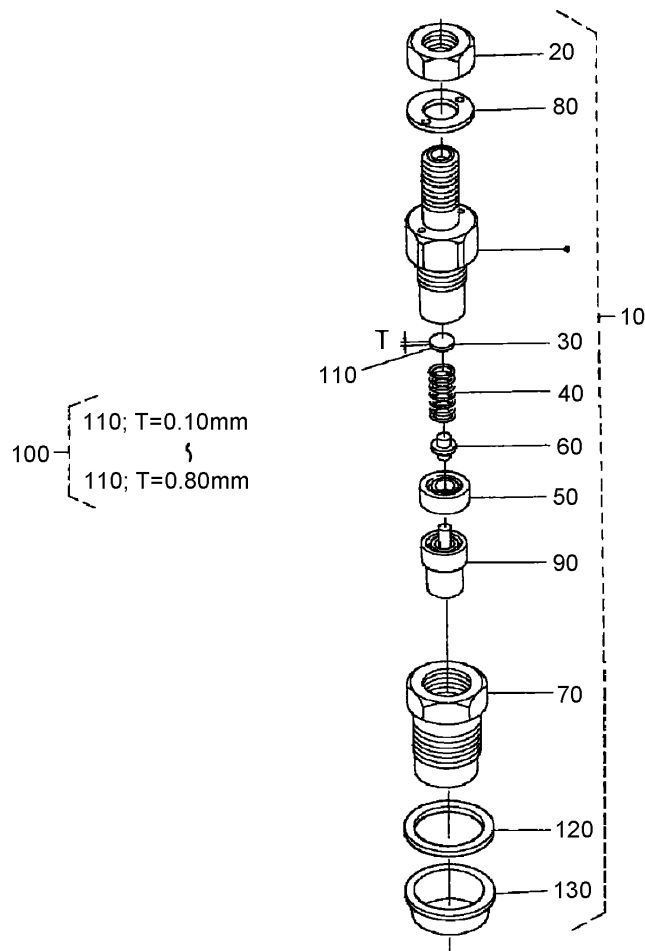
Ref	Part No.	Qty.	Description
10	105-3735	1	Control Plate ASM
20	98-9662	1	Lever-Control, Speed
30	98-9572	2	Lever-Control, Speed
40	105-3788	1	O-Ring
50	98-7602	2	Pin-Spring
60	98-9594	2	Washer-Plain
70	98-9589	2	Nut
80	98-9658	1	Governor Lever ASM
90	98-9663	1	Lever-Stop, Engine
100	98-7601	1	Seal-Oil
110	98-9472	1	Spring-Return
120	98-9664	1	Shaft-Lever, Stop
130	98-9637	1	Gasket
140	98-7692	1	Bolt
150	105-3710	2	Stud
160	98-7572	2	Nut
170	98-7699	2	Washer-Spring
180	99-8348	1	Bolt
190	98-7654	2	Gasket

## Nozzle Holder and Glow Plug Assembly

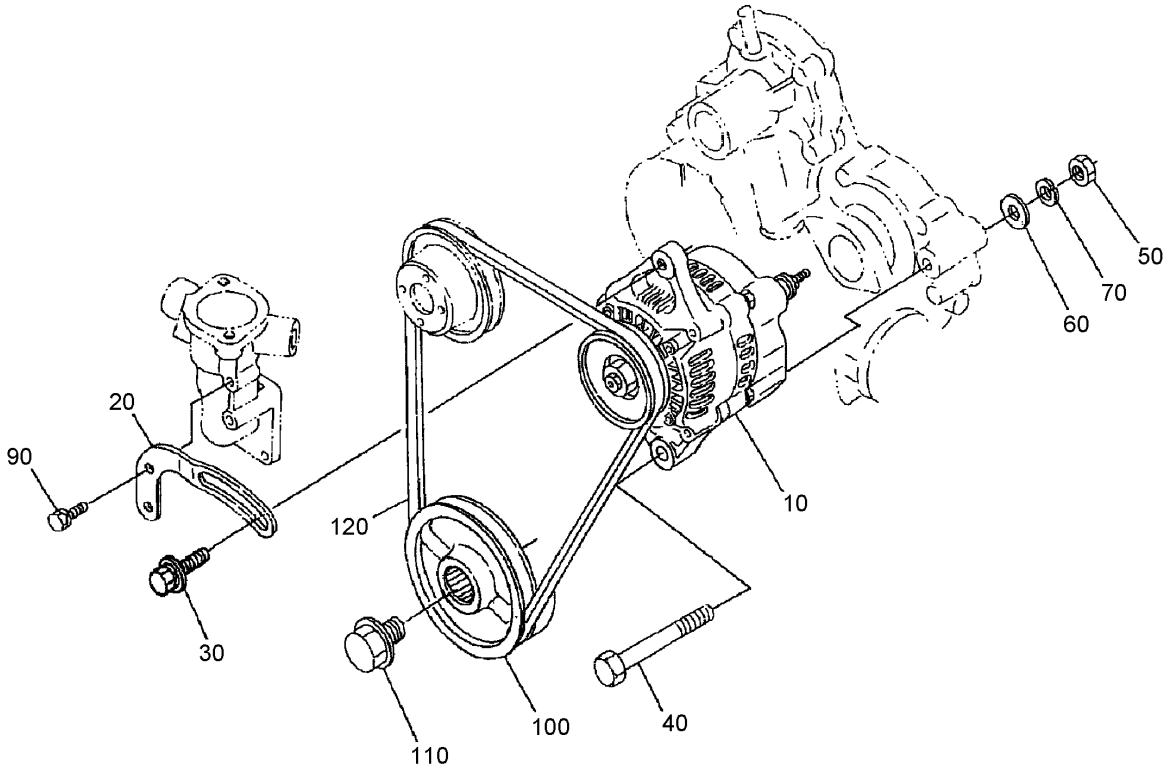
Ref	Part No.	Qty.	Description
10	98-9620	1	Over Flow Pipe ASM
20	98-9431	1	Screw-Bleeder
30	98-7654	1	Gasket
40	98-9420	1	Over Flow Pipe ASM
50	98-7671	2	Clip-Pipe
55	108-2866	3	Nozzle Holder Kit
70	107-7841	3	Gasket
80	107-7842	3	Seal-Heat
90	98-9622	1	Pipe-Injection
100	98-9654	1	Pipe-Injection
110	98-9655	1	Pipe-Injection
120	98-7682	2	Clamp-Pipe
130	98-7683	2	Clamp-Pipe
140	98-7684	2	Screw (W/Washer)
150	100-1854	3	Plug-Glow
160	98-9631	1	Cord-Plug, Glow
170	99-8377	3	Nut-Flange
180	99-8378	3	Washer-Plain

--	--	--	--



## Nozzle Holder Assembly

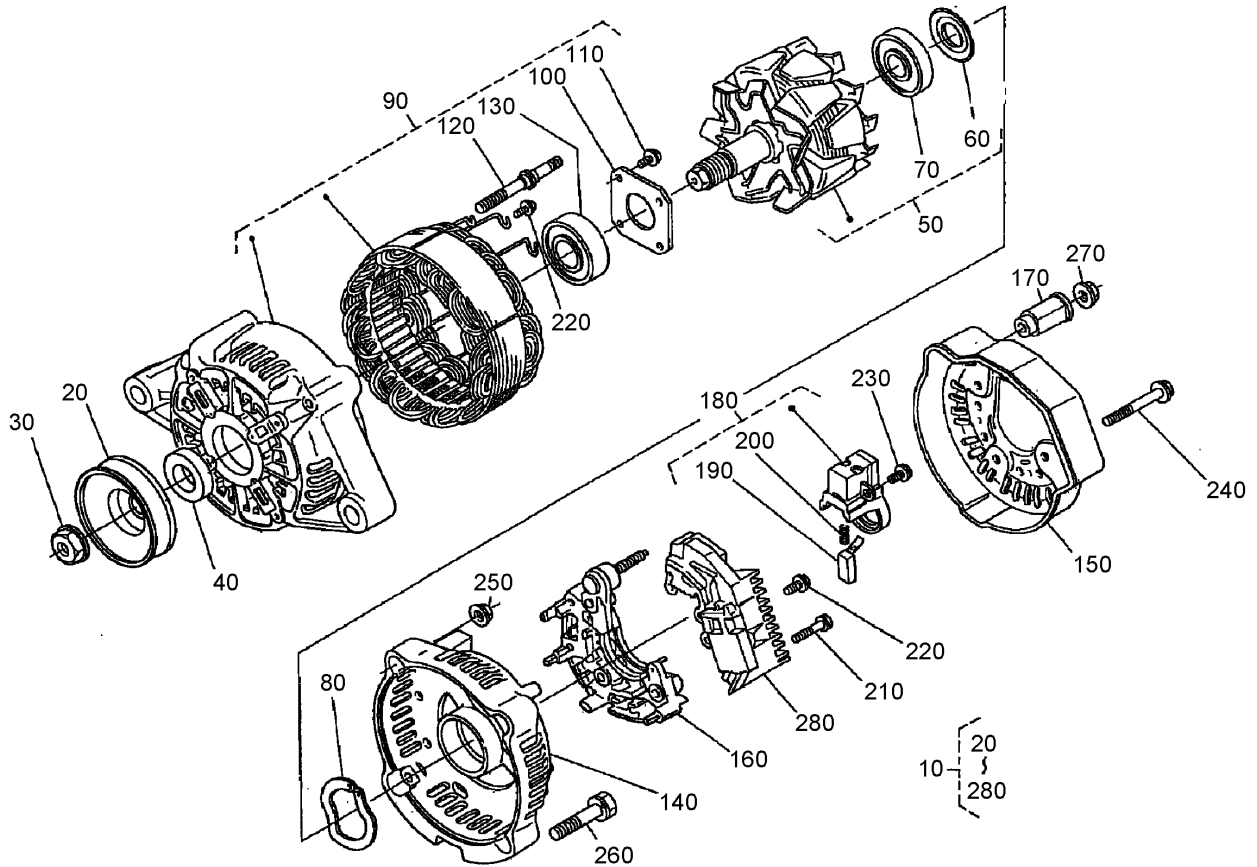
Ref	Part No.	Qty.	Description
10	108-2866	3	Nozzle Holder Kit
20	99-8301	3	Nut
30	99-8302	3	Washer-Adjusting
40	99-8303	3	Spring-Nozzle
50	99-8304	3	Spacer-Distance
60	99-8305	3	Rod-Push
70	99-8306	3	Nut-Nozzle
80	99-8307	3	Washer-Plain
90	107-7826	3	Piece-Nozzle
100	99-8309	3	Adjusting Washer ASM
110	99-8310	3	Washer-Adjust (0.10Mm)
110	99-8311	3	Washer-Adjust (0.20Mm)
110	99-8312	3	Washer-Adjust (0.30Mm)
110	99-8313	3	Washer-Adjust (0.40Mm)
110	99-8314	3	Washer-Adjust (0.50Mm)
110	99-8315	3	Washer-Adjust (0.52Mm)
110	99-8316	3	Washer-Adjust (0.54Mm)
110	99-8317	3	Washer-Adjust (0.56Mm)
110	99-8318	3	Washer-Adjust (0.58Mm)
110	99-8319	3	Washer-Adjust (0.80Mm)
120	107-7841	3	Gasket
130	107-7842	3	Seal-Heat

### Alternator and Pulley Assembly

Ref	Part No.	Qty.	Description
10	98-9474	1	Alternator ASM
20	98-9573	1	Stay-Dynamo
30	108-7088	1	Bolt
40	98-9360	1	Bolt
50	98-7737	1	Nut
60	98-9366	1	Washer-Plain
70	98-7738	1	Washer-Spring
90	98-7692	1	Bolt
100	99-3456	1	Pulley-Drive, Fan
110	98-9585	1	Bolt
120	99-3467	1	V-Belt

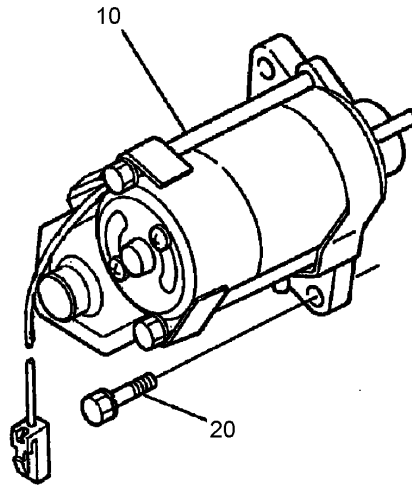
--	--	--	--



## Alternator (Component Part) Assembly

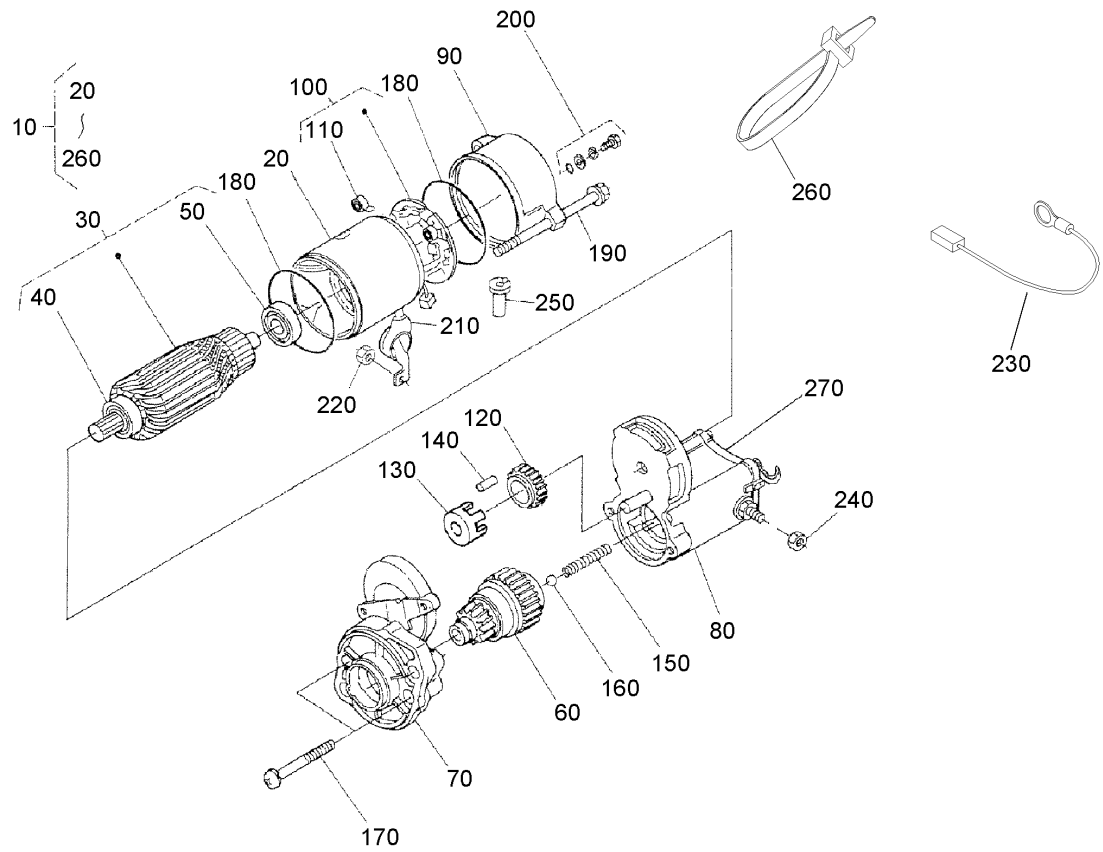
Ref	Part No.	Qty.	Description
10	98-9474	1	Alternator ASM
20	98-9453	1	Pulley-Dynamo
30	98-7708	1	Nut
40	98-7709	1	Collar
50	107-0136	1	Rotor
60	98-7711	1	Cover-Bearing
70	107-0138	1	Bearing-Ball
80	98-7713	1	Washer-Thrust
90	107-0139	1	Drive End Frame ASM
100	98-7715	1	Plate-Retainer
110	98-7716	4	Screw-Head, Round
120	98-7717	2	Bolt-Through
130	107-0137	1	Bearing-Ball
140	107-9087	1	Frame-End
150	107-0140	1	Cover-End
160	98-9476	1	Rectifier ASM
170	98-7722	1	Bushing-Insulation
180	107-0141	1	Holder-Brush
190	98-7724	2	Brush
200	98-7725	2	Spring-Brush
210	98-7726	2	Screw-Head, Round
220	98-7727	6	Screw-Head, Round
230	98-7728	1	Screw-Head, Round
240	98-7729	3	Bolt

Ref	Part No.	Qty.	Description
250	98-7730	2	Nut
260	98-7731	2	Bolt
270	98-7732	1	Nut
280	107-9088	1	Regulator ASM



### Starter Installation Assembly

Ref	Part No.	Qty.	Description				
10	98-9705	1	Starter ASM				
20	98-7697	2	Bolt				

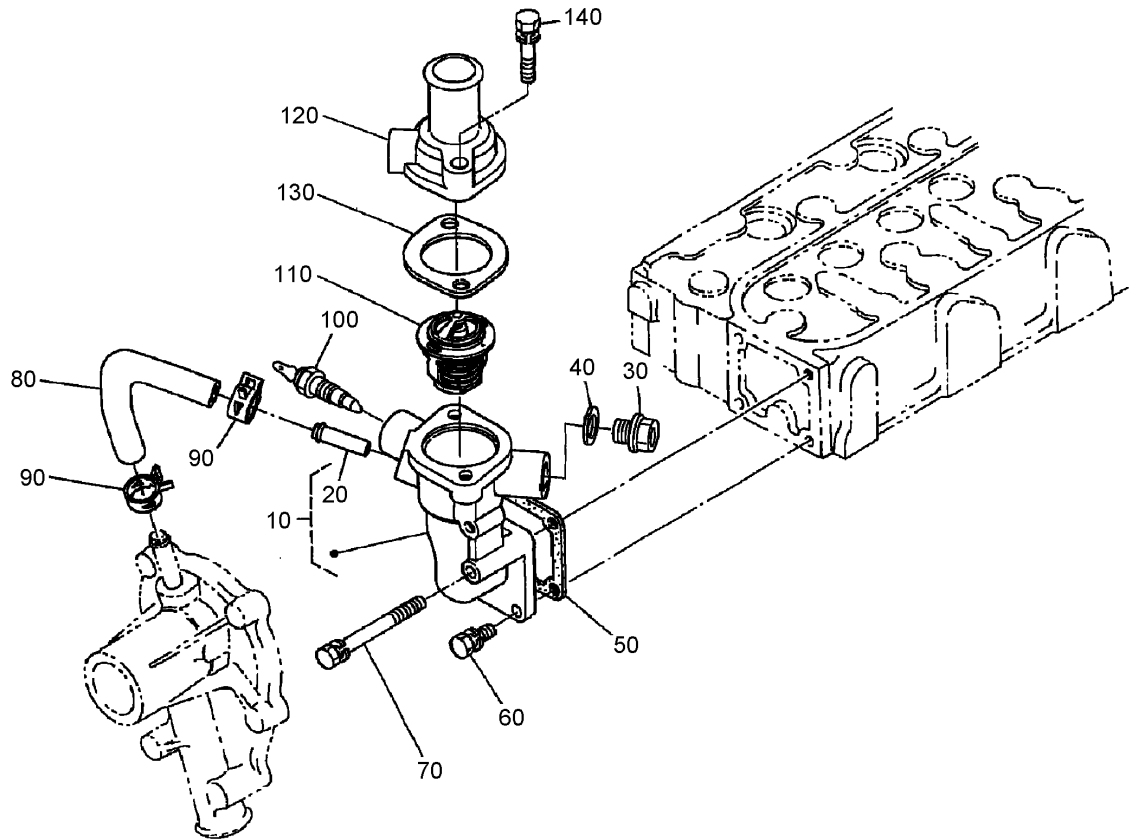


## Starter (Component Part) Assembly

Ref	Part No.	Qty.	Description
10	98-9705	1	Starter ASM
20	104-8608	1	Yoke ASM
30	98-7742	1	Armature ASM
40	98-7744	1	Bearing
50	98-7743	1	Bearing
60	99-8373	1	Clutch-Running, Over
70	99-8374	1	Frame-End, Drive
80	105-3746	1	Magnetic Switch ASM
90	98-7748	1	Frame-End
100	98-7749	1	Brush Holder ASM
110	98-7750	4	Spring-Brush
120	98-7751	1	Gear
130	98-7752	1	Retainer
140	98-7753	5	Roller
150	98-7754	1	Spring
160	98-7755	1	Ball
170	98-7756	2	Bolt
180	98-7757	2	O-Ring
190	100-9240	2	Bolt
200	98-7758	2	Bolt ASM
210	99-8375	1	Cover
220	99-8371	1	Nut-Hex
230	98-9711	1	Cord-Solenoid, Stop
240	99-8376	1	Nut-Hex

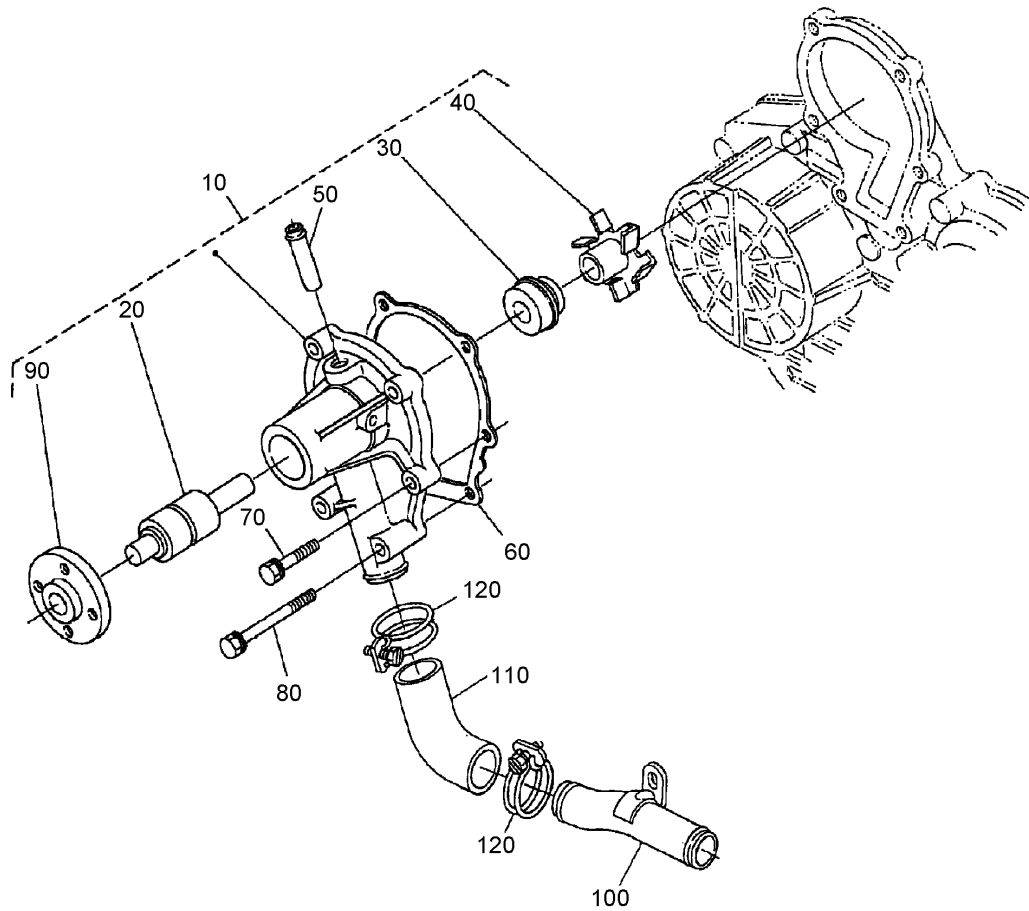
Ref	Part No.	Qty.	Description
250	98-7759	1	Pipe-Drain
260	98-9712	1	Band-Cover
270	105-2886	1	Cover ASM





## Water Flange and Thermostat Assembly

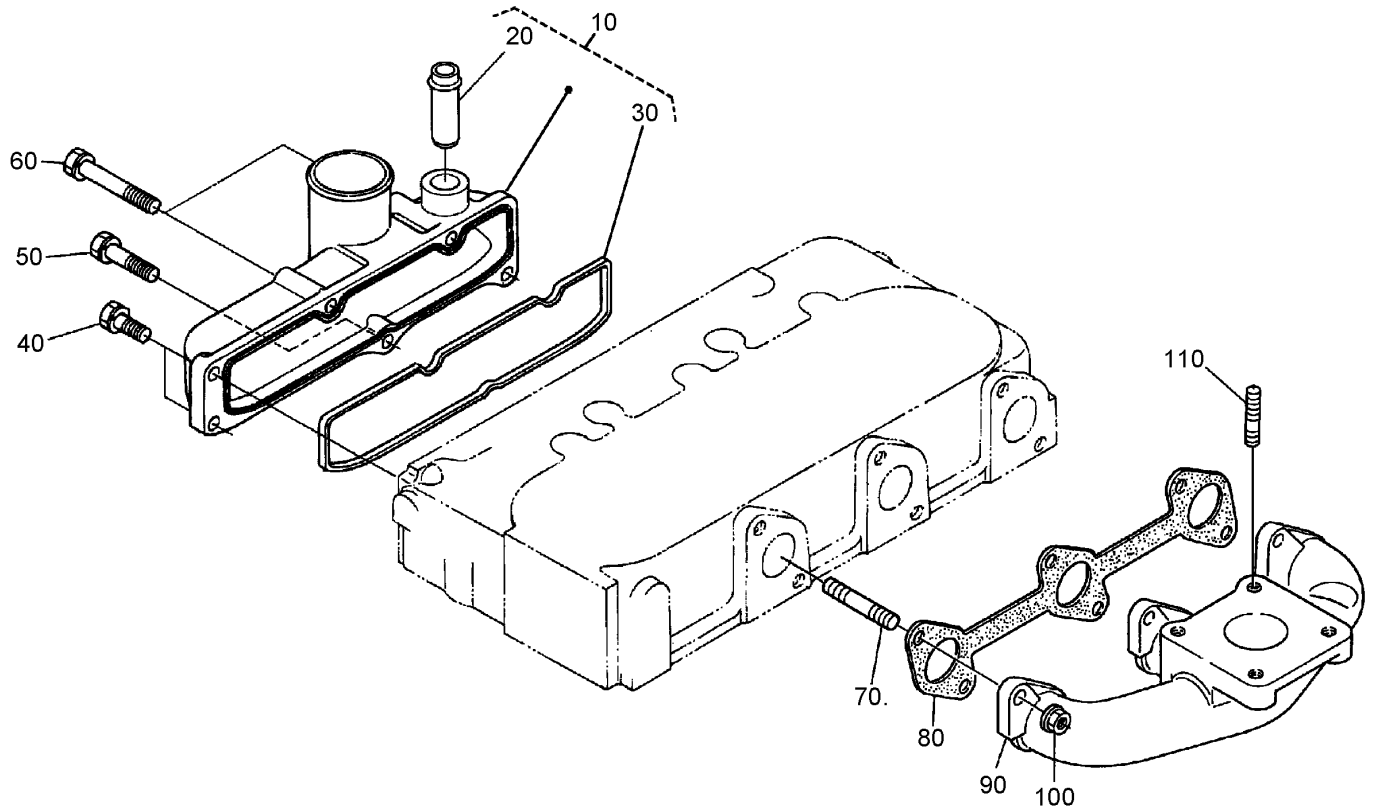
Ref	Part No.	Qty.	Description
10	98-9713	1	Water Flange ASM
20	98-9580	1	Pipe-Return, Water
30	105-3747	1	Plug
40	99-3583	1	Packing
50	98-9638	1	Gasket-Flange, Water
60	98-7692	3	Bolt
70	98-9356	1	Bolt
80	98-9578	1	Pipe-Return, Water
90	98-9579	2	Band-Pipe
100	98-9719	1	Thermoswitch
110	98-7778	1	Thermostat ASM
120	98-9471	1	Cover-Thermostat
130	105-3748	1	Gasket-Thermostat
140	98-7777	2	Bolt



## Water Pump and Pipe Assembly

Ref	Part No.	Qty.	Description
10	107-9089	1	Water Pump ASM
20	99-3517	1	Bearing-Pump, Water
30	105-3750	1	Mechanical Seal ASM
40	99-3519	1	Impeller-Pump, Water
50	98-9577	1	Pipe-Return, Water
60	99-3454	1	Gasket-Pump, Water
70	98-9353	4	Bolt
80	107-9090	2	Bolt
90	99-3516	4	Flange-Pump, Water
100	98-9716	1	Pipe-Water
110	107-9091	1	Pipe-Water
120	98-9717	2	Clamp



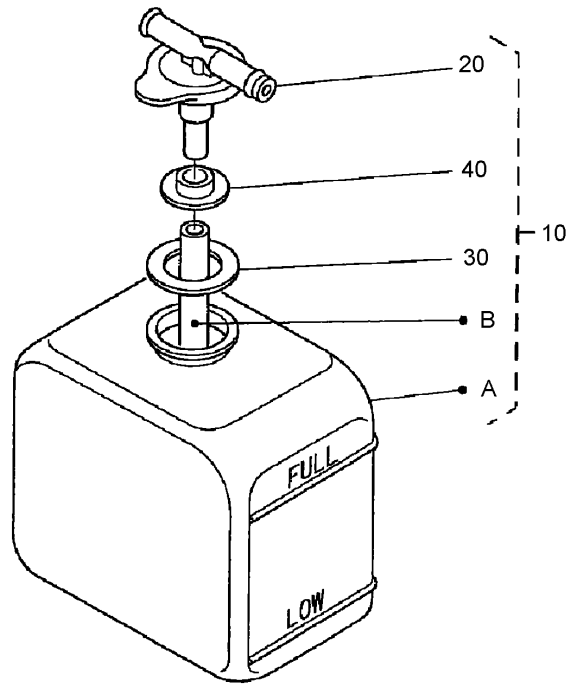



## Inlet and Exhaust Manifold Assembly

Ref	Part No.	Qty.	Description
10	107-7843	1	Manifold Inlet ASM
20	98-9492	1	Joint-Pipe, Breather
30	98-9609	1	Gasket
40	98-7605	3	Bolt
50	98-9353	1	Bolt
60	105-3797	2	Bolt
70	98-9588	6	Stud
80	98-9610	1	Gasket
90	107-9093	1	Manifold-Exhaust
100	98-9665	6	Nut
110	98-7769	4	Stud

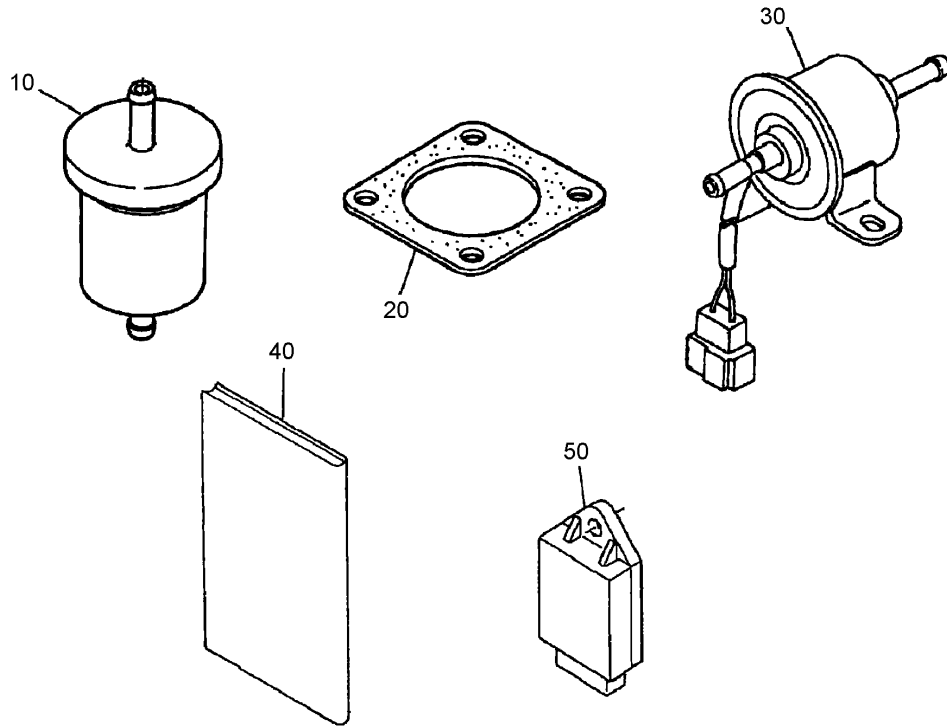
--	--	--	--





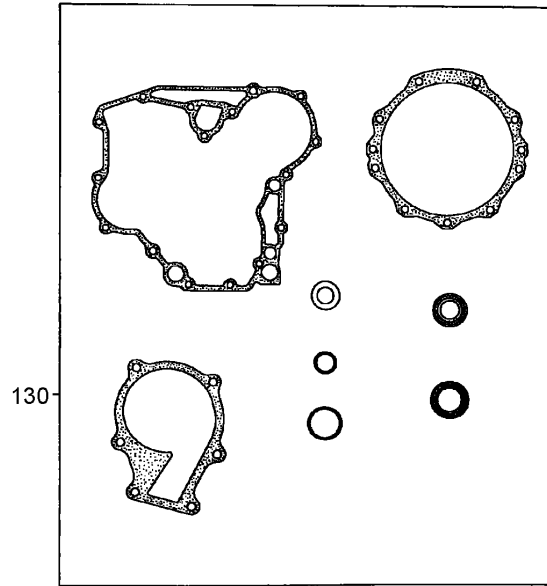
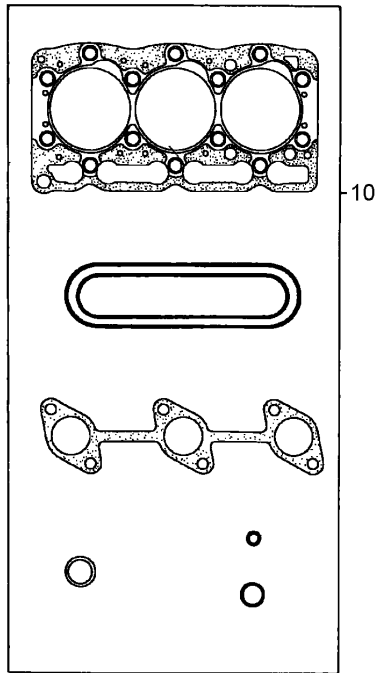
### Reserve Tank Assembly

Ref	Part No.	Qty.	Description				
10	104-9318	1	Bottle-Overflow				
20	105-3754	1	Cap				
30	105-3755	1	Gasket				
40	105-3756	1	Plate				



## Fuel Pump and Filter, Muffler Gasket, Glow Controller and Operator Manual

Ref	Part No.	Qty.	Description				
10	98-7612	1	Filter-Fuel				
20	99-8343	1	Gasket-Muffler				
30	107-0122	1	Pump-Fuel, Electric				
40	99-8954	1	Manual-Kubota				
50	98-7611	1	Controller-Glow				



### Gasket Kits

Ref	Part No.	Qty.	Description
10	107-7848	1	Upper Gasket Kit
130	107-9095	1	Lower Gasket Kit



## NOTES

# NOTES

# NOTES

