



## Reelmaster® 3100-D

Model No. 03200 - 240000001 and up.

### Parts Catalog

---

#### Ordering Replacement Parts

To order replacement parts, please supply the part number, the quantity, and the description of each part desired.

#### Understanding Reference Numbers

Each identified part in an illustration has a reference number. The reference number for a part also appears in the parts list, along with other information about the part.

This catalog uses two special reference number formats, one to indicate parts in a service assembly and another to indicate the quantity of a given part in an illustration.

#### Service Assembly Reference Numbers

Parts in service assemblies have reference numbers in the form a:b. The a represents the reference number of the entire service assembly and the b represents a sequential number unique to each part within the service assembly.

For example, a wheel assembly might be identified by reference number 6, the tire by 6:1, the valve by 6:2, and the wheel by 6:3. When you order the assembly identified by reference number 6, you receive all parts identified by reference numbers 6:1, 6:2, and 6:3. However, you may also order any part individually. Reference numbers of this type appear in illustrations and in part lists.

#### Reference Numbers Indicating Quantity

In an illustration, if a reference number indicates more than one part, the reference number has the form nX y. The n represents the quantity of the part, the X is the multiplication symbol, and the y represents the reference number.

For example, in an illustration, the reference number 2X 37 means that two of the parts identified by reference number 37 are indicated.

# Contents

<b>Description</b>	<b>Page</b>	<b>Description</b>	<b>Page</b>
Frame Assembly	..... 4	Battery Assembly	..... 38
Front Wheel and Brake Assembly	..... 5	Parking Brake Assembly	..... 39
Hydraulic Motor Assembly No. 75-9990	..... 6	Control Valve Assembly	..... 40
Hydraulic Motor Assembly No. 95-8693	..... 7	Control Valve Assembly No. 95-8689	..... 41
Brake Assembly No. 104-7705	..... 8	Lift Arm Kits	..... 42
Steering Column Assembly	..... 9	Crankcase Assembly	..... 43
Steering Valve Assembly No. 104-5180	..... 10	Oil Pan Assembly	..... 44
Rear Fork and Tire Assembly	..... 11	Cylinder Head Assembly	..... 45
Hydraulic Cylinder Assembly No. 94-8141	..... 12	Gear Case and Oil Filter Assembly	..... 46
Hydraulic Motor Assembly No. 95-8694	..... 13	Head Cover Assembly	..... 47
Control Panel Assembly	..... 14	Dipstick and Guide Assembly	..... 48
Front Platform Assembly	..... 15	Main Bearing Case Assembly	..... 49
Traction Pedal Assembly	..... 16	Camshaft Assembly	..... 50
Rear Lift Arm Assembly	..... 17	Piston and Crankcase Assembly	..... 51
Hydraulic Cylinder Assembly No. 95-8978	..... 19	Flywheel Assembly	..... 52
Neutral Arm Assembly	..... 20	Fuel Camshaft Assembly	..... 53
Engine Assembly	..... 21	Engine Stop Lever Assembly	..... 54
Air Cleaner and Muffler Assembly	..... 22	Stop Solenoid and Fuel Pump Assembly	..... 55
Radiator Assembly	..... 23	Injection Pump Installation Assembly	..... 56
Hood Assembly	..... 24	Injection Pump Assembly No. 98-9643	..... 57
Fuel Tank Assembly	..... 25	Governor Assembly	..... 58
Water and Fuel Filter Assembly No. 98-9305	..... 26	Speed Control Plate Assembly	..... 59
Manifold Block Assembly	..... 27	Nozzle Holder and Glow Plug Assembly	..... 60
Hydraulic Manifold Assembly No. 104-4841	..... 28	Nozzle Holder Assembly 98-9468	..... 61
Hydraulic Tank Assembly	..... 29	Alternator and Pulley Assembly	..... 62
Hydrostat Assembly	..... 30	Alternator Assembly	..... 63
Piston Pump Assembly No. 104-4890	..... 32	Starter Mount Assembly	..... 64
Gear Pump Assembly No. 95-8601	..... 33	Starter Assembly	..... 65
Carrier Assembly	..... 34	Water Flange and Thermostat Assembly	..... 66
Reel Motor Assembly	..... 35	Water Pump Assembly	..... 67
Motor Gear Assembly No. 104-4884	..... 36	Valve and Rocker Arm Assembly	..... 68
Motor Gear Assembly No. 104-5164	..... 37	Exhaust Manifold and Gasket Assembly	..... 69

## Part Description Abbreviations

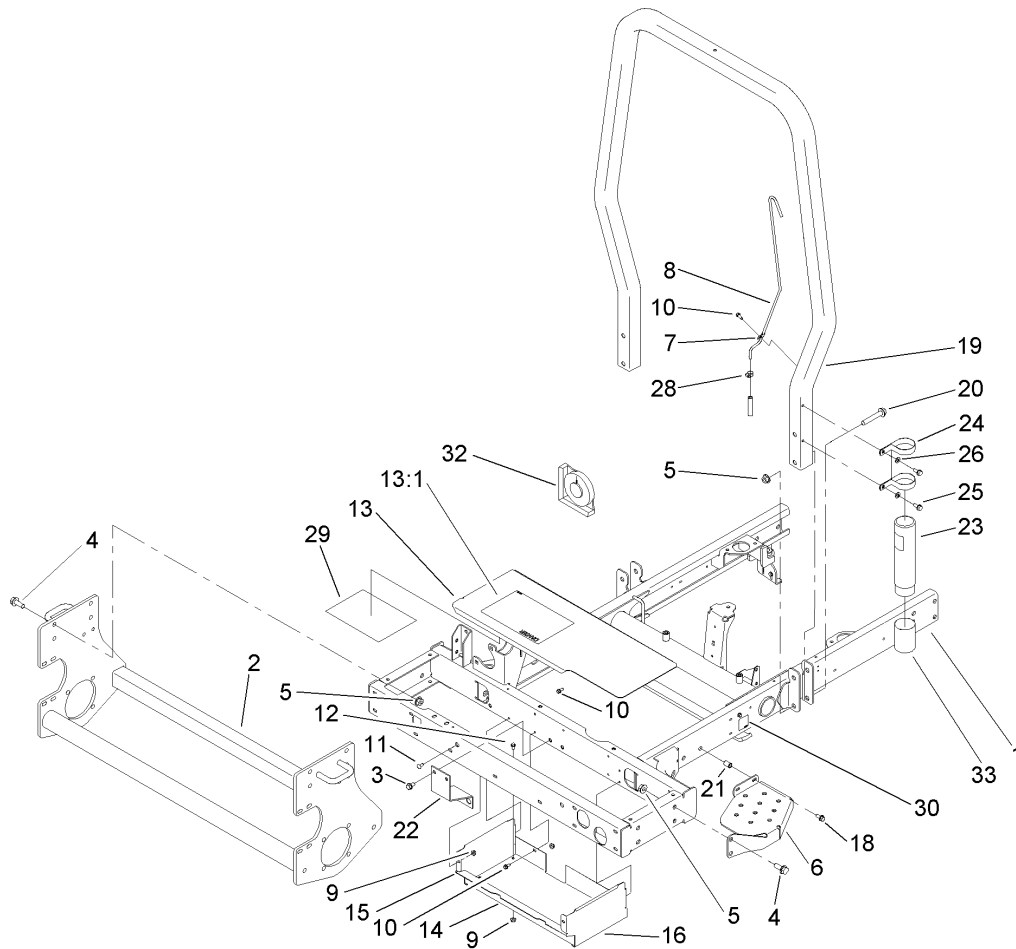
Part descriptions in this catalog may include the following abbreviations.

AR. ....	as required	HYD. ....	hydraulic
ASM. ....	assembly	LH. ....	left hand
BBC. ....	blade brake clutch	NI. ....	nylon insert
CARR. ....	carriage	NPTF. ....	national pipe thread fine
DEG. ....	degrees	PFH. ....	phillips flat head
EXT. ....	external	PPH. ....	phillips pan head
FH. ....	flat head	PPHTF. ....	phillips pan head thread forming
GA. ....	gauge	PRH. ....	phillips round head
HD. ....	heavy-duty	PTH. ....	phillips truss head
HF. ....	hex flange	PTO. ....	power-take-off
HH. ....	hex head	RH. ....	right hand
HHF. ....	hex head flange	ROPS. ....	roll-over protection system
HHFTF. ....	hex head flange thread forming	SFH. ....	slotted fillister head
HJ. ....	hex jam	SHH. ....	slotted hex head
HLH. ....	hex lag head	SHWH. ....	slotted hex washer head
HOC. ....	height-of-cut	SPH. ....	slotted pan head
HSBH. ....	hex socket button head	SQH. ....	square head
HSFH. ....	hex socket flat head	SRH. ....	slotted round head
HSH. ....	hex socket head	STD. ....	standard
HWH. ....	hex washer head	TAP. ....	self tapping
HWHTF. ....	hex washer head thread forming	TTH. ....	torx truss head

## Footnotes

❶ Not illustrated

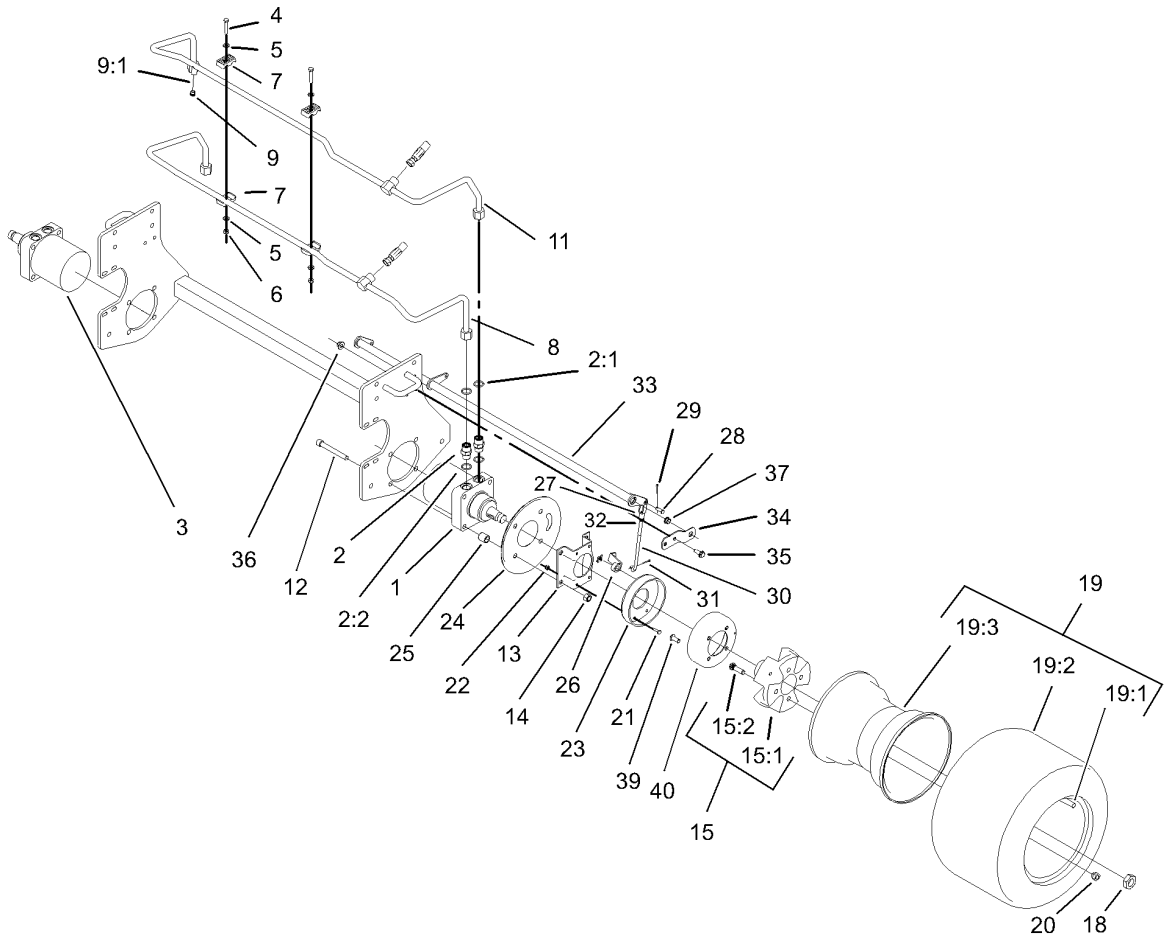
❷ Not serviced separately



### Frame Assembly

Ref	Part No.	Qty.	Description
1	95-8590-03	1	Frame ASM
2	95-8568-03	1	Frame-Lower
3	32144-15	2	Screw-HHFTF
4	3234-38	8	Screw-HHF
5	32128-49	12	Nut-HHF
6	99-3375-03	1	Step
7	2412-72	3	Clip-Closed, Insulated
8	95-8615	1	Tube-Breather
9	32128-33	6	Nut-HF
10	32144-10	13	Screw-HWH
11	3229-11	2	Screw-CARR
12	3234-13	4	Screw-HHF
13	99-3504	1	Toolbox Cover ASM
13:1	99-3496	1	Decal-Danger
13:1	104-5181	1	Decal-Danger, Ce
14	99-3430-03	1	Bottom-Toolbox
15	99-3431-03	1	End-Toolbox, RH
16	99-3432-03	1	End-Toolbox, LH
18	3234-5	2	Screw-HHF
19	99-3350-03	1	Tube-ROPS
20	3234-40	4	Screw-HF
21	32148-8	2	Insert-Threaded
22	95-8598-03	1	Bracket-Bulkhead, Scissor
23	104-7050	1	Housing-Manual

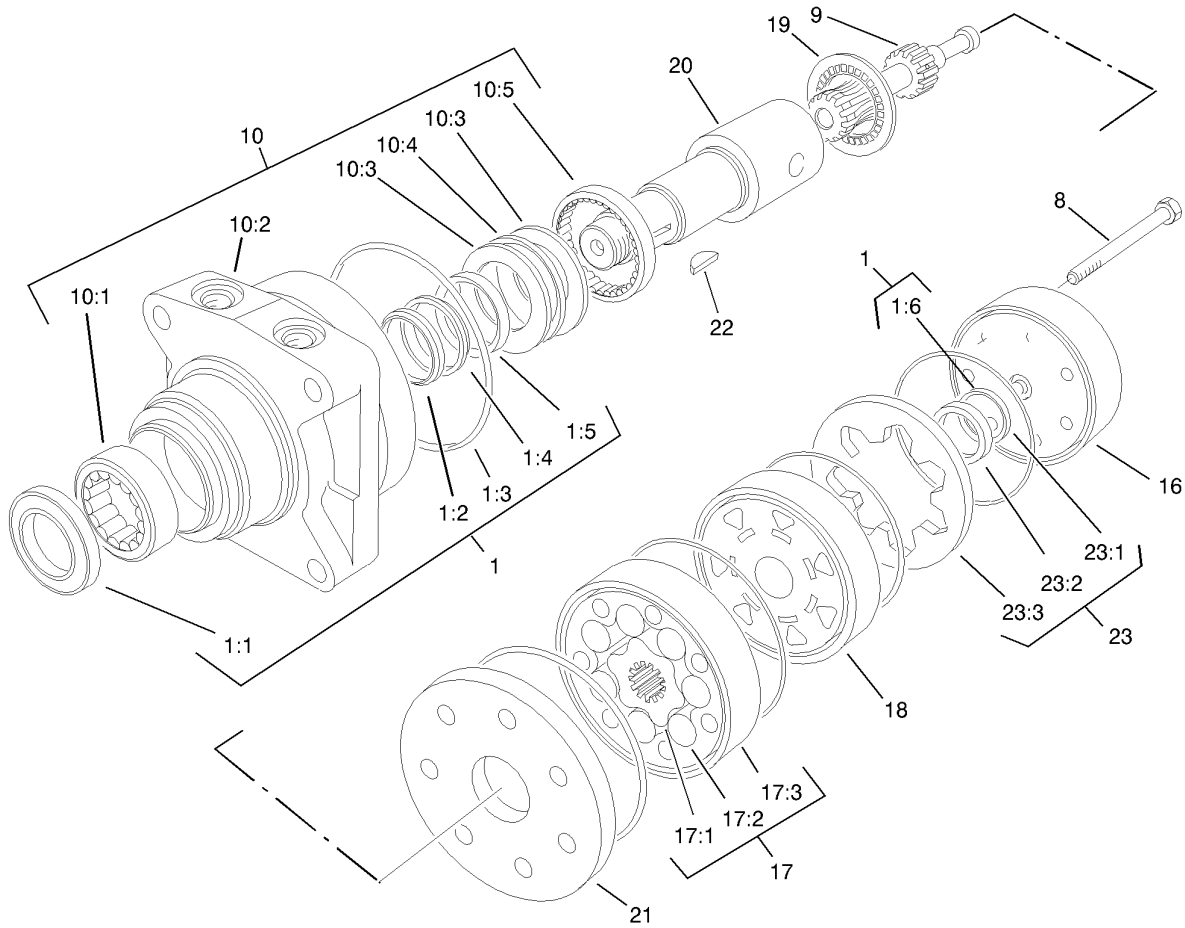
Ref	Part No.	Qty.	Description
24	2412-133	2	R-Clamp
25	32144-70	2	Screw-HWHTF
26	3256-23	2	Washer-Flat
28	2412-108	1	Clamp-Worm
29	104-5199	1	Decal-Service
30	105-4674	1	Decal-Noise
32	99-3503	1	Indicator-Angle
33	104-7048	1	Cap-Housing



## Front Wheel and Brake Assembly

Ref	Part No.	Qty.	Description
1	75-9990	1	HYD Motor ASM
2	340-7	4	Adapter
2:1	237-65	1	O-Ring
2:2	237-80	1	O-Ring
3	95-8693	1	HYD Motor ASM
4	322-9	2	Screw-HH
5	3256-23	4	Washer-Flat
6	3296-29	2	Nut-Lock, NI
7	56-7971	4	Clamp-Tube
8	95-8783	1	Tube ASM
9	353-990	1	Plug
9:1	237-78	1	O-Ring
11	95-8784	1	Tube ASM
12	3274-99	8	Screw-HSH
13	84-2000-03	2	Bracket-Brake
14	3296-23	8	Nut-Lock, NI
15		2	Wheel Hub / Stud ASM
15:1	104-0462-03	1	Hub-Wheel
15:2	10-6830	4	Stud-Type, Drive
18	26-3790	2	Nut-Lock
19		2	Tire And Wheel ASM
19:1	232-27	1	Stem-Valve
19:2	104-0451	1	Tire-Turf, Trac
19:3	104-0452	1	Rim-Wheel

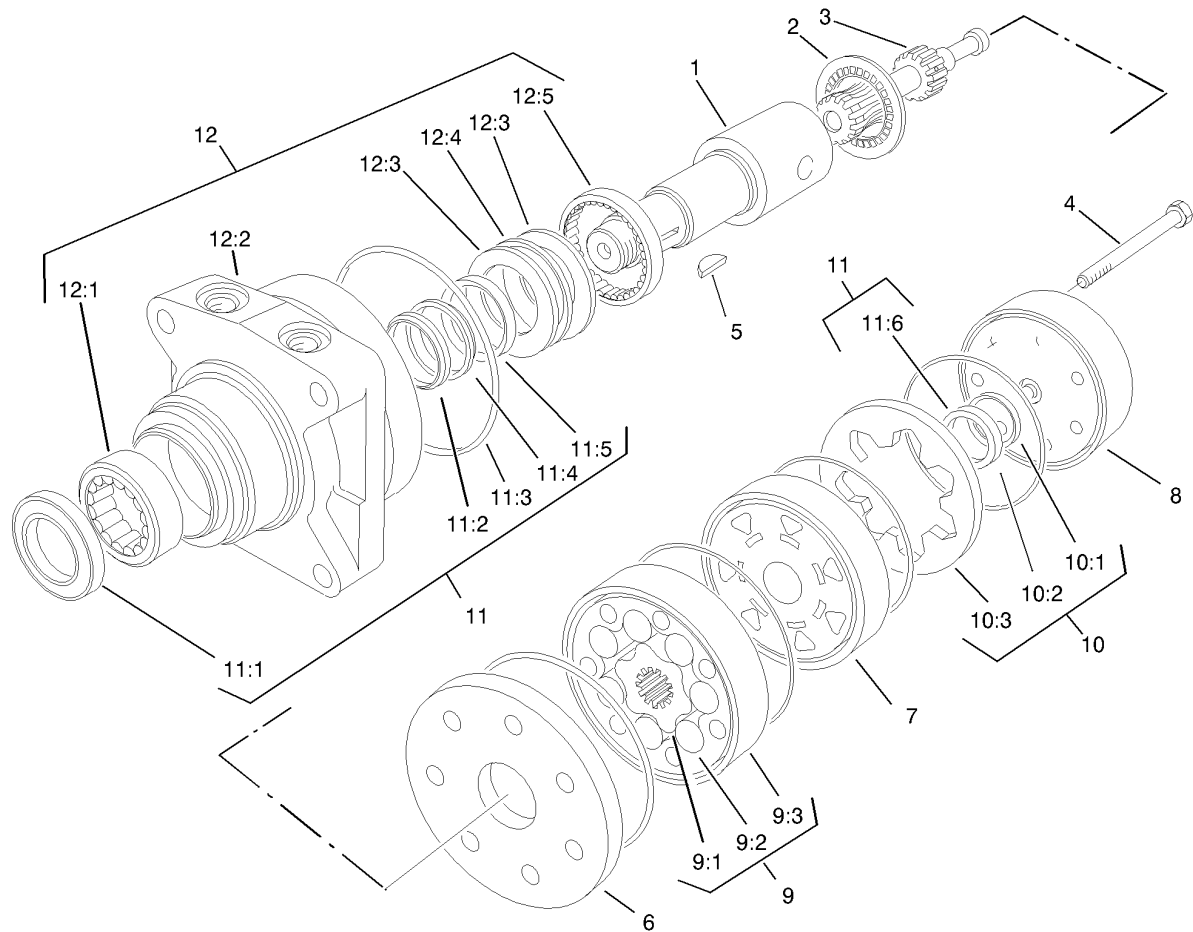
Ref	Part No.	Qty.	Description
20	242-50	8	Nut-Lug
21	321-5	8	Screw-HH
22	3296-42	8	Nut-Lock, NI
23	104-7705	2	Brake ASM
24	104-0485-03	2	Shield-Wheel
25	92-1715	8	Spacer
26	93-6850	2	Lever-Brake
27	282-2	2	Yoke
28	283-1	2	Pin-Clevis
29	3272-10	2	Pin-Cotter
30	104-4627	2	Rod-Adjusting
31	3272-6	2	Pin-Cotter
32	3220-2	2	Nut-Jam
33	104-4625-03	1	Brake Pivot Shaft ASM
34	95-8683	2	Bracket-Pivot, Brake
35	3234-11	4	Screw-HHF
36	32128-43	4	Nut-Flange
37	256-156	2	Bushing-Flange
39	3274-105	8	Screw-HSBH
40	104-4809	2	Drum-Brake



## Hydraulic Motor Assembly No. 75-9990

Ref	Part No.	Qty.	Description
1	76-0800	1	Seal Kit
②1:1		1	Seal-Dirt & Water
②1:2		1	Washer-Back-Up
②1:3		5	Ring-Seal
②1:4		1	Washer-Back-Up
②1:5		1	Seal-Inner
②1:6		1	Seal-Commutator
8	76-1010	7	Screw
9	76-0960	1	Link-Drive
10	76-0810	1	Housing ASM
②10:1		1	Bearing
②10:2		1	Housing
②10:3		2	Washer-Thrust
②10:4		1	Bearing-Thrust
②10:5		1	Bearing
16	76-0940	1	End Cover ASM
17	76-0970	1	Rotor Set
②17:1		1	Rotor
②17:2		7	Vane
②17:3		1	Stator
18	76-0840	1	Manifold
19	76-0850	1	Bearing-Thrust
20	76-0860	1	Shaft-Coupling
21	76-0870	1	Plate-Wear

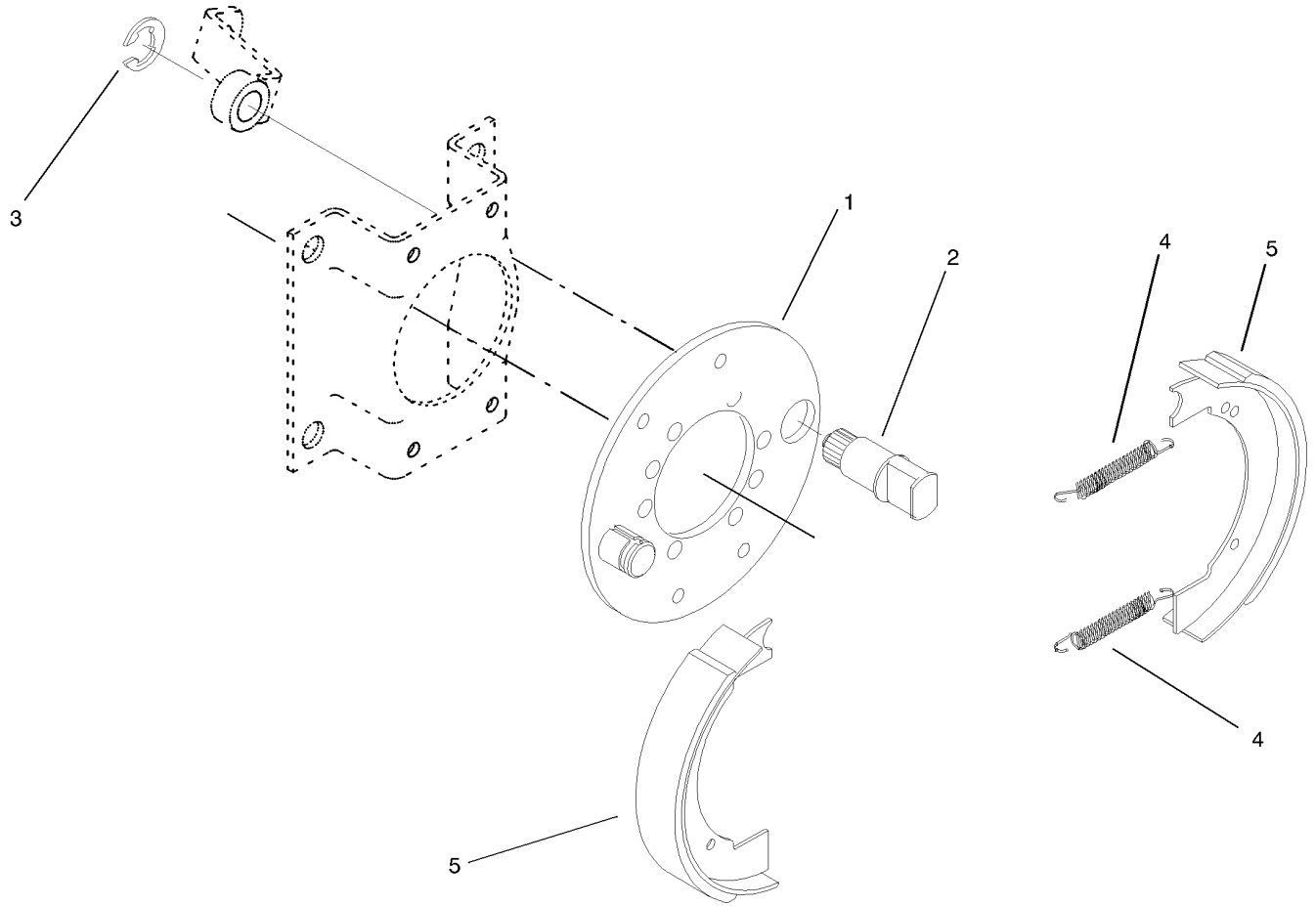
Ref	Part No.	Qty.	Description
22	3257-42	1	Key-Woodruff
23	76-0880	1	Commutator ASM
②23:1		1	Seal-Commutator
②23:2		1	Commutator
②23:3		1	Ring-Commutator



## Hydraulic Motor Assembly No. 95-8693

Ref	Part No.	Qty.	Description
1	76-0860	1	Shaft-Coupling
2	76-0850	1	Bearing-Thrust
3	76-0960	1	Link-Drive
4	76-1010	7	Screw
5	3257-42	1	Key-Woodruff
6	76-0870	1	Plate-Wear
7	99-3535	1	Manifold
8	76-0940	1	End Cover ASM
9	76-0970	1	Rotor Set
9:1		1	Rotor
9:2		7	Vane
9:3		1	Stator
10	76-0880	1	Commutator ASM
10:1		1	Seal-Commutator
10:2		1	Commutator
10:3		1	Ring-Commutator
11	76-0800	1	Seal Kit
11:1		1	Seal-Dirt & Water
11:2		1	Washer-Back-Up
11:3		5	Ring-Seal
11:4		1	Washer-Back-Up
11:5		1	Seal-Inner
11:6		1	Seal-Commutator
12	76-0810	1	Housing ASM

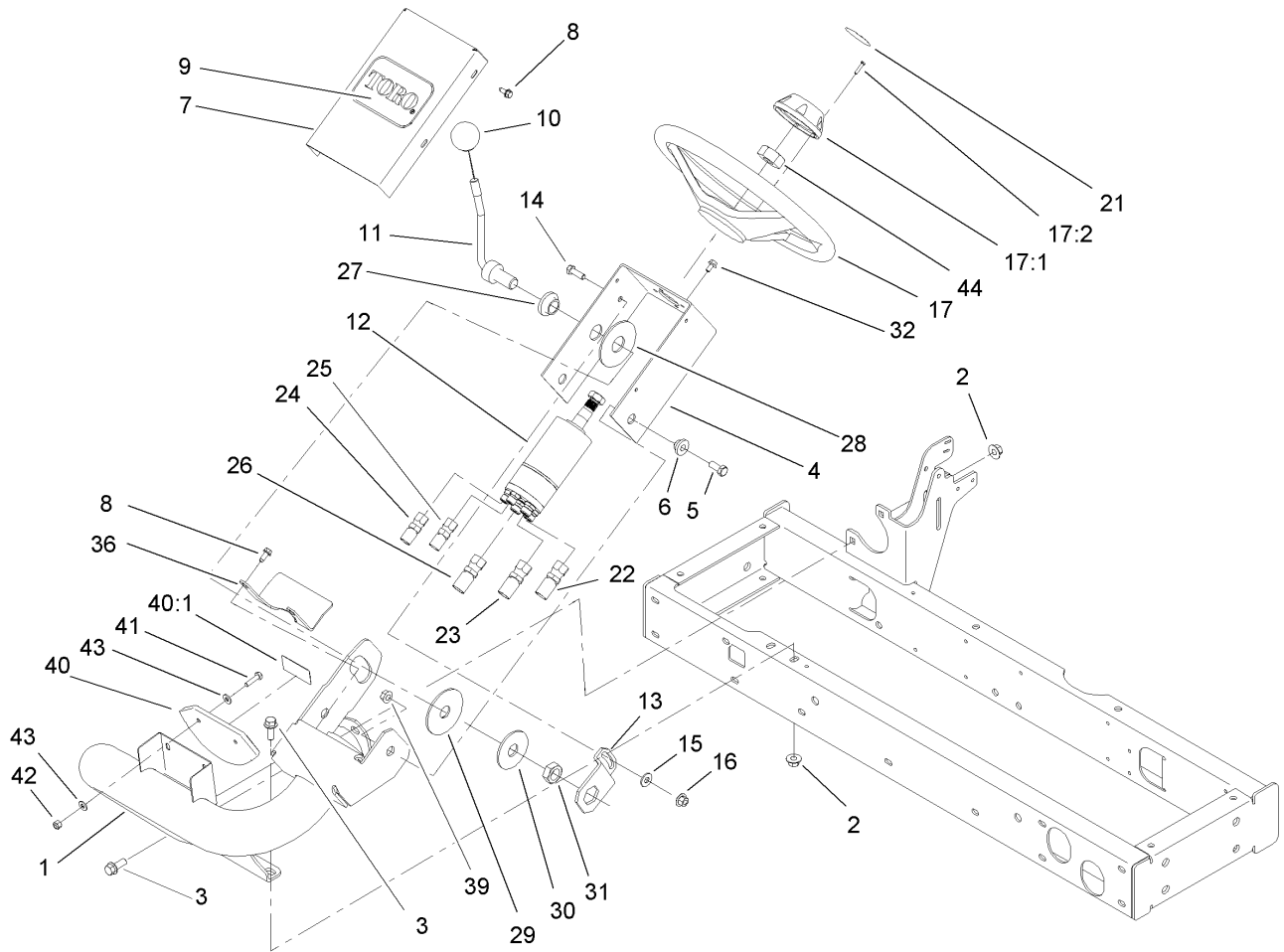
Ref	Part No.	Qty.	Description
12:1		1	Bearing
12:2		1	Housing
12:3		2	Washer-Thrust
12:4		1	Bearing-Thrust
12:5		1	Bearing



### Brake Assembly No. 104-7705

Ref	Part No.	Qty.	Description				
1	70-9870	1	Plate-Backing				
2	104-7707	1	Shaft-Cam, Brake				
3	104-7706	1	E-Ring, Bowed				
4	70-9880	2	Spring-Return				
5	70-9840	2	Shoe-Brake				

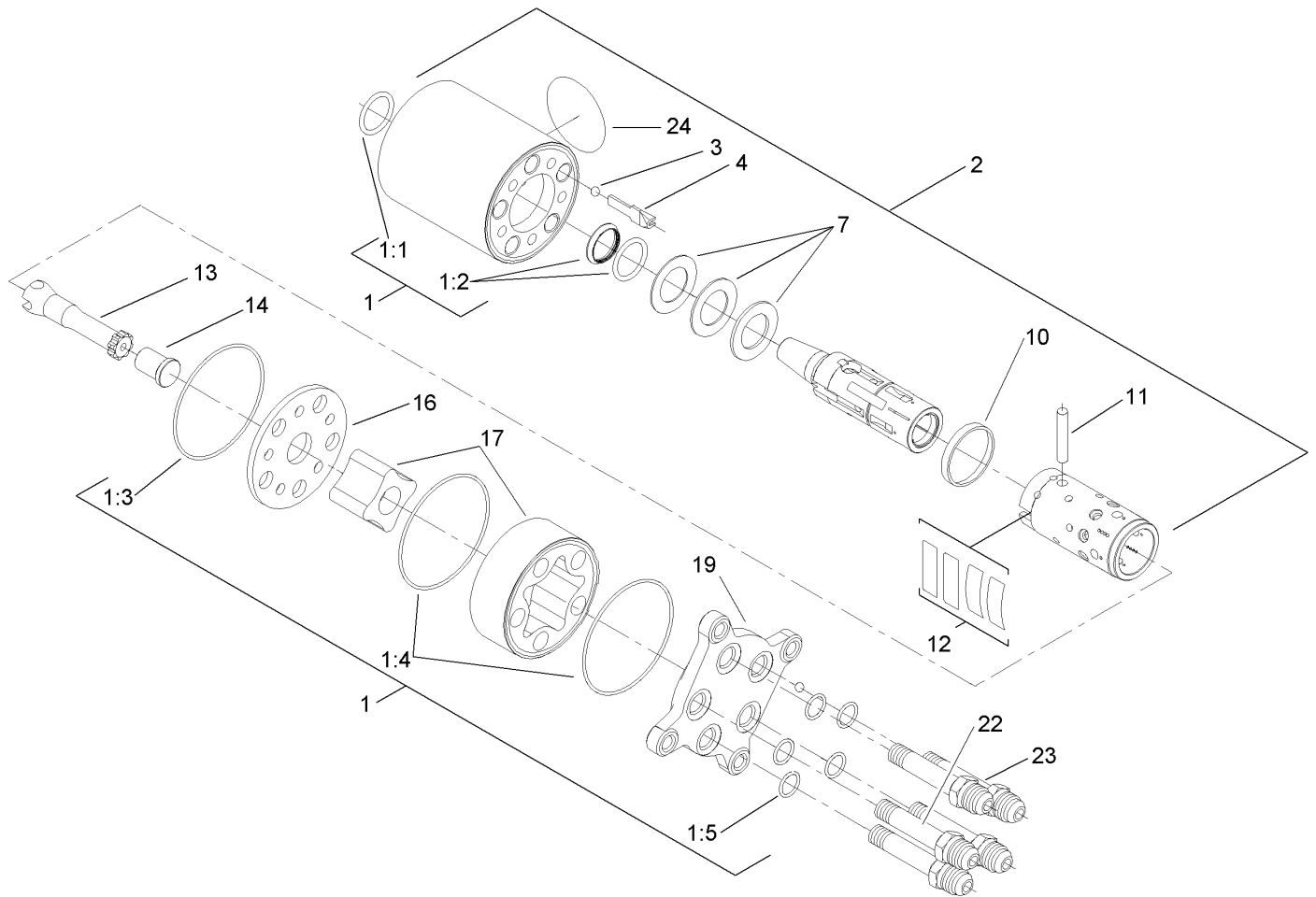




## Steering Column Assembly

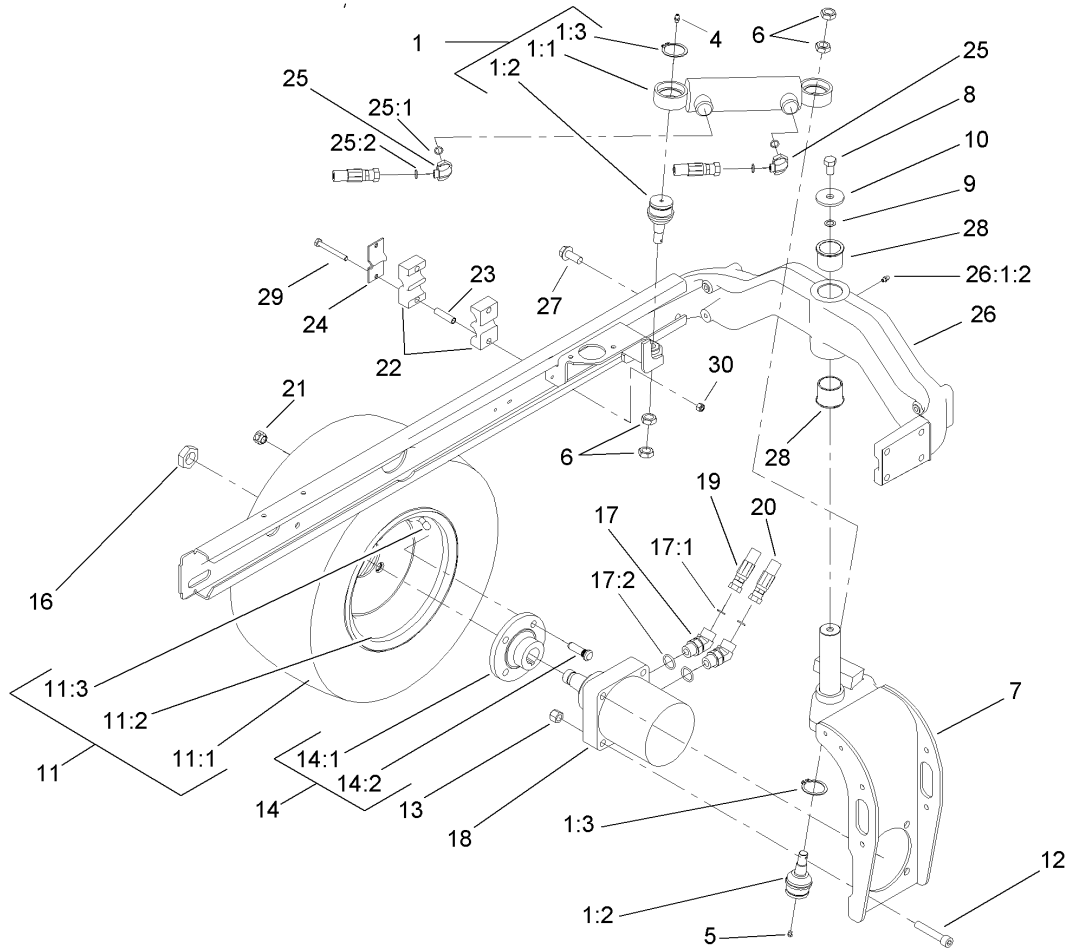
Ref	Part No.	Qty.	Description
1	105-8536-01	1	Arm-Steering
2	32128-43	4	Nut-Flange
3	3234-11	4	Screw-HHF
4	104-5185-01	1	Bracket-Valve, Steering
5	323-5	2	Screw-HH
6	93-5988	2	Hub-Pivot
7	95-8794-01	1	Cover-Valve, Steering
8	32144-10	5	Screw-HWH
9	67-1300	1	Decal
10	233-48	1	Knob
11	95-8798-03	1	Lever-Steering
12	104-5180	1	Valve-Steering
13	80-2880	1	Bracket-Tilt
14	322-5	1	Screw-HH
15	3256-3	1	Washer-Flat
16	32128-44	1	Nut
17	75-0560	1	Wheel-Steering
17:1	32144-21	1	Screw
17:2	68-5140	1	Cap-Wheel, Steering
21	68-5370	1	Decal
22	95-8842	1	Hose ASM
23	95-8843	1	Hose ASM
24	95-8844	1	Hose ASM
25	95-8845	1	Hose ASM

Ref	Part No.	Qty.	Description
26	95-8846	1	Hose ASM
27	99-3502	1	Boss
28	31-0390	1	Disc-Friction
29	82-9010	1	Disc-Friction
30	80-2930	1	Washer-Flat
31	3218-7	1	Nut-Jam
32	33103-012	4	Screw-HHF
36	99-3405-01	1	Shield-Steering
39	32128-21	2	Nut-HF
40	100-4929	1	Slope Indicator ASM
40:1	100-4837	1	Decal-Danger
40:1	107-7801	1	Decal-Danger, Ce
41	321-7	2	Screw-HH
42	3296-42	2	Nut-Lock, NI
43	3256-22	4	Washer-Flat
44	3220-6	1	Nut-Jam
99	3290-378	2	Tie-Cable



## Steering Valve Assembly No. 104-5180

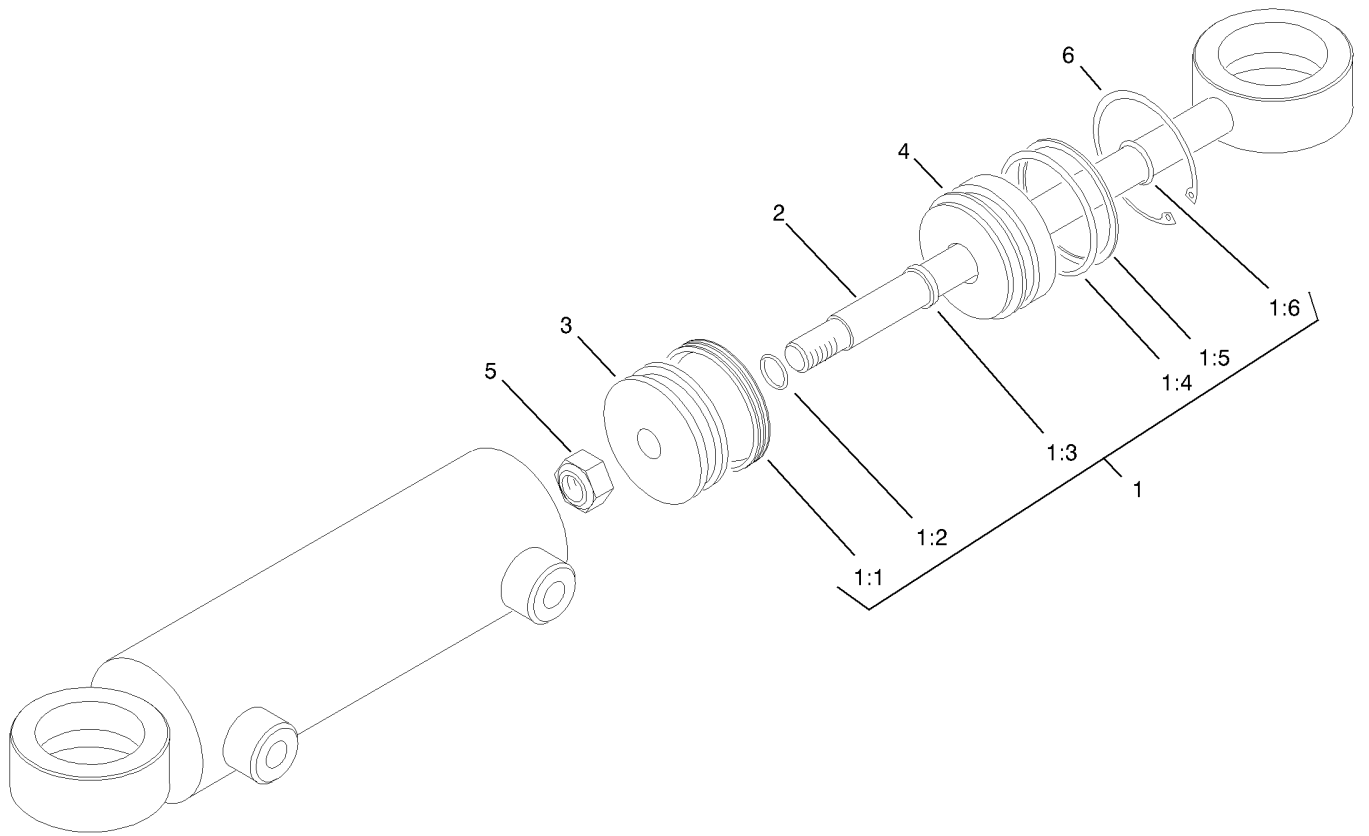
Ref	Part No.	Qty.	Description
1	106-6716	1	Seal Kit
⊕1:1		1	Ring-Dust Seal
⊕1:2		1	Seal-Shaft
⊕1:3		1	Seal-Dust
⊕1:4		2	Seal-Dust
⊕1:5		5	Seal-Dust
⊕2		1	Housing
⊕3		1	Ball
⊕4		1	Stop-Ball
⊕7		1	Bearing ASM
⊕10		1	Ring
⊕11		1	Pin-Cross
⊕12		1	Springs
⊕13		1	Shaft
⊕14		1	Spacer
⊕16		1	Plate-Distributor
⊕17		1	Gearwheel Set
⊕19		1	Cover-End
⊕22		1	Screw-Special
⊕23		4	Screw-Special
⊕24		1	Plate-Name

## Rear Fork and Tire Assembly

Ref	Part No.	Qty.	Description
②1		1	Steering Cylinder / Balljoint ASM
1:1	94-8141	1	HYD Cylinder ASM
1:2	106-6774	2	Joint-Ball
1:3	32151-104	2	Ring-Retaining, External
4	302-5	1	Fitting-Grease
5	302-59	1	Plug-Threaded
6	3220-6	4	Nut-Jam
7	95-8905-01	1	Fork-Rear
8	325-3	1	Screw-HH
9	3255-2	1	Washer-Lock / EXT
10	75-7730	1	Washer-Thrust
②11		1	Tire And Wheel ASM
11:1	95-8656	1	Tire-4-Ply Turf-Trac (20X10-10)
11:2	95-8657	1	Rim-Wheel
11:3	232-27	1	Stem-Valve
12	3274-93	4	Screw-HSH
13	3296-23	4	Nut-Lock, NI
②14		1	Wheel Hub / Stud ASM
14:1	10-6870-03	1	Hub-Wheel
14:2	10-6830	4	Stud-Type, Drive
16	26-3790	1	Nut-Lock
17	340-14	2	Fitting-HYD, 45 DEG
17:1	237-65	1	O-Ring
17:2	237-80	1	O-Ring

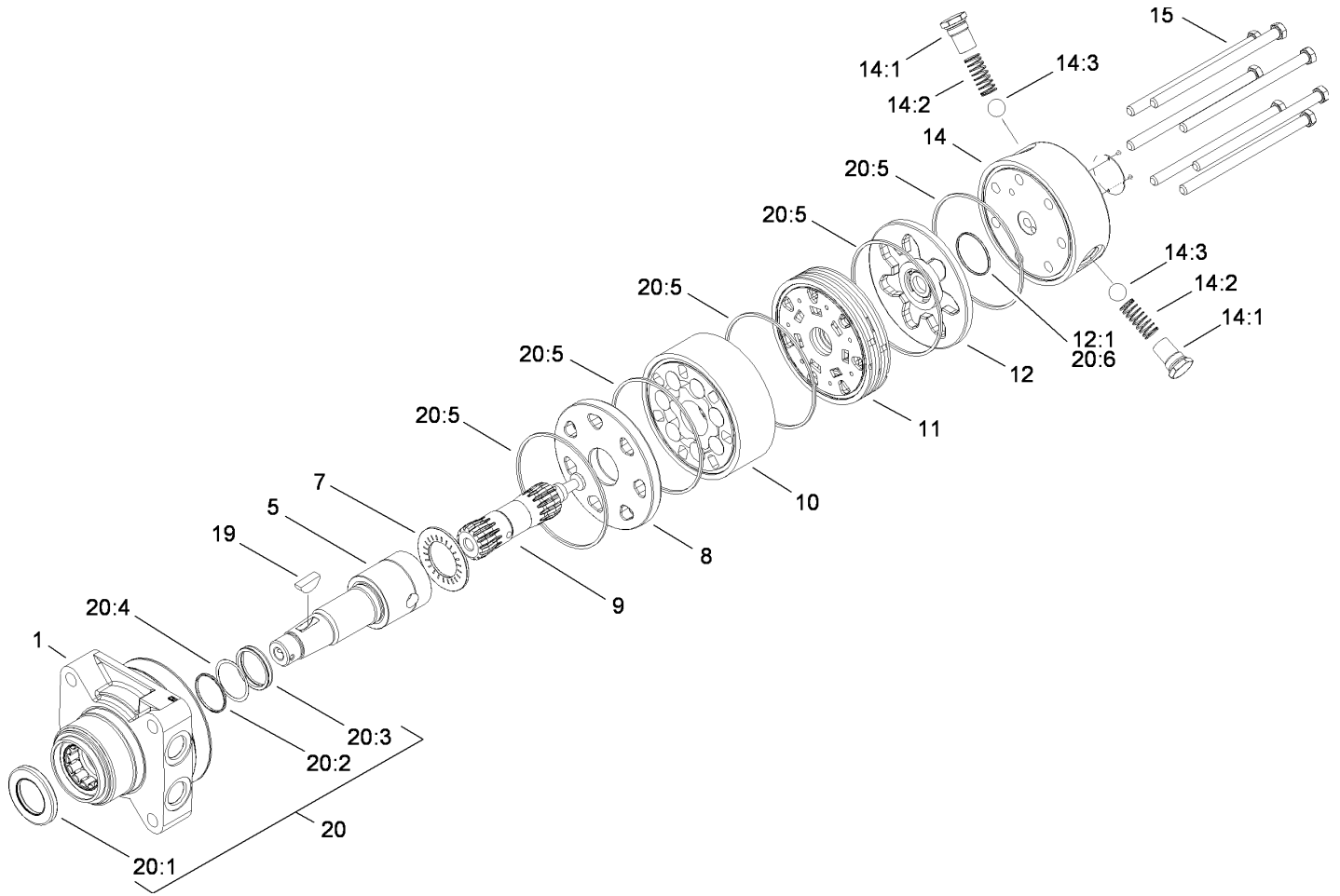
Ref	Part No.	Qty.	Description
18	95-8694	1	HYD Motor ASM
19	105-1221	1	Hose ASM
20	105-1222	1	Hose ASM
21	242-50	4	Nut-Lug
22	82-8170	2	Clamp
23	93-7960	2	Spacer
24	93-7961	1	Clamp-Drain, Case
25	340-132	2	Fitting-HYD, 90 DEG
25:1	237-78	1	O-Ring
25:2	237-21	1	O-Ring
26	18-3979-03	1	Rear Casting ASM
26:1:2	302-5	1	Fitting-Grease
27	3234-38	8	Screw-HHF
28	95-8805	2	Bushing
29	322-13	2	Screw-HH
30	3296-29	2	Nut-Lock, NI
①99	3290-378	5	Tie-Cable



## Hydraulic Cylinder Assembly No. 94-8141

Ref	Part No.	Qty.	Description
1	86-5390	1	Seal Kit
②1:1		1	Uniring
②1:2		1	Seal-Dust
②1:3		1	Seal-Rod
②1:4		1	Seal-Dust
②1:5		1	Ring-Backup
②1:6		1	Seal-Dust
②2		1	Rod
②3		1	Piston
②4		1	Gland
②5		1	Nut-Lock
②6		1	Ring-Retaining

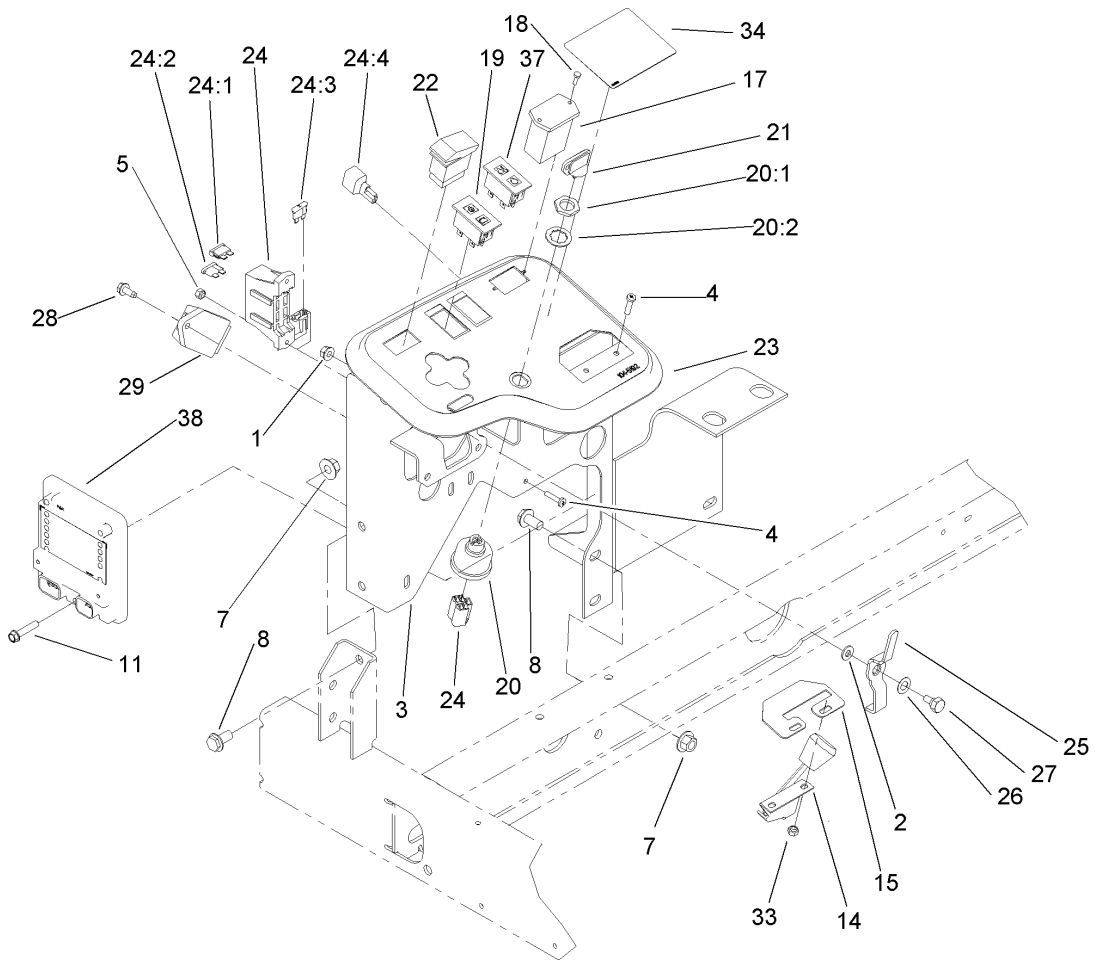
--	--	--	--



## Hydraulic Motor Assembly No. 95-8694

Ref	Part No.	Qty.	Description
1	76-0810	1	Housing ASM
5	99-3090	1	Shaft-Coupling
7	76-0850	1	Bearing-Thrust
8	76-0870	1	Plate-Wear
9	99-3537	1	Link-Drive
10	99-3539	1	Set-Rotor
11	99-3535	1	Manifold
12	76-0880	1	Commutator ASM
12:1		1	Seal-Commutator
14	99-3538	1	End Cover ASM
14:1		1	Spring Cap And O-Ring ASM
14:2	99-3541	1	Spring
14:3	99-3540	1	Ball
15	99-3536	7	Screw-HH
19	3257-42	1	Key-Woodruff
20	94-8178	1	Seal Kit
20:1		1	Seal-Dirt And Water
20:2		1	Backup-Ring
20:3		1	Seal-Shaft
20:4		1	Washer-Back Up
20:5		5	Seal-Square, Ring (Inner)
20:6		1	Seal-Commutator

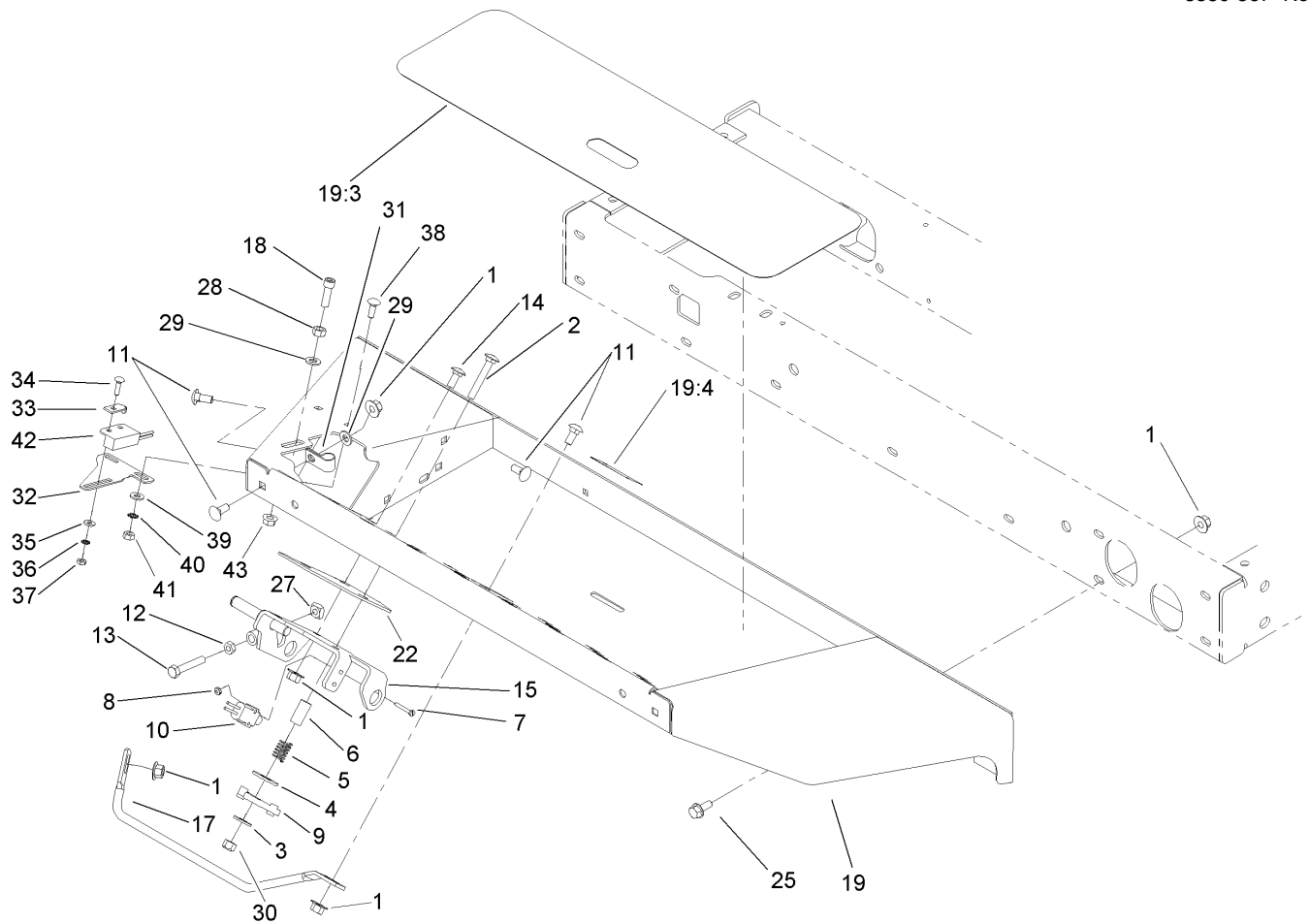
--	--	--	--



## Control Panel Assembly

Ref	Part No.	Qty.	Description
1	32128-32	1	Nut-HHF
2	3256-22	1	Washer-Flat
3	104-5190-03	1	Panel-Control
4	3250-27	4	Screw-PPH
5	3296-2	2	Nut-Lock
7	32128-43	5	Nut-Flange
8	3234-1	5	Screw-HHF
11	32144-110	3	Screw-HWH
14	95-8855	1	Control-Throttle
15	104-0421	1	Plate-Stop, Throttle
17	75-6820	1	Hourmeter
18	32144-18	2	Screw-HH
19	100-8070	1	Lamp-Warning
20	104-2541	1	Switch ASM
20:1	218-461	1	Nut-HH
20:2	3254-5	1	Washer-Tooth
21	63-8360	2	Key-Ignition
22	95-8999	1	Switch
23	104-5193	1	Decal-Console
24	104-5165	1	Harness-Wire
24:1	109355	1	Fuse-15 Amp
24:2	218-578	1	Fuse-10 Amp
24:3	94-6710	1	Fuse-Blade, 2 Amp
24:4	100-4918	1	Diode

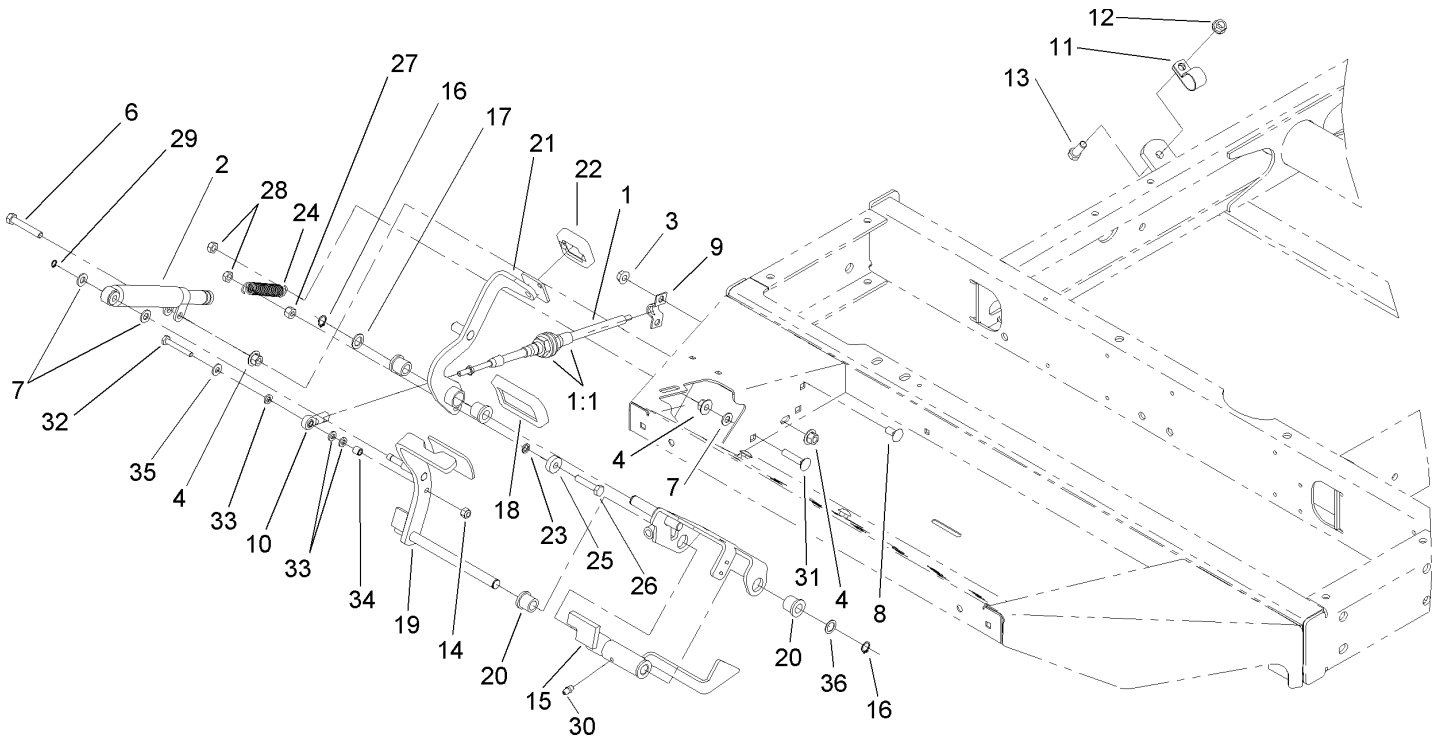
Ref	Part No.	Qty.	Description
25	99-3401-03	1	Lever-Valve, Lock
26	3290-477	1	Washer-Curved
27	63-3410	1	Screw-Shoulder
28	32144-10	1	Screw-HWH
29	98-7611	1	Controller-Glow
33	3290-148	2	Nut-HF
34	99-3558	1	Decal-Console, Ce
37	100-8071	1	Lamp-Warning
38	105-8505	1	Module-Control, Standard
●99	3290-378	3	Tie-Cable
●99	3290-379	4	Tie-Cable



## Front Platform Assembly

Ref	Part No.	Qty.	Description
1	32128-44	17	Nut
2	3230-6	1	Screw-CARR
3	3256-3	1	Washer-Flat
4	3256-40	1	Washer-Flat
5	65-9940	1	Spring
6	95-8866	1	Tube-Arm, Rocker
7	32105-9	2	Screw
8	3296-9	2	Nut-Lock
9	99-3593	1	Arm-Rocker
10	95-8900	1	Switch
11	3230-1	5	Bolt-CARR
12	3218-2	1	Nut-Jam
13	322-41	1	Screw-HH
14	3230-23	2	Screw-CARR
15	95-8869-03	1	Bracket-Pedal, Traction
17	95-8893	1	Bar-Deflector
18	3274-22	1	Screw-HSH
19	106-4154	1	Floorplate ASM
19:3	99-3478	1	Tread-Foot
19:4	99-3444	1	Decal-Mow / Transport
22	106-2661-01	1	Plate-Support
25	3234-5	10	Screw-HHF
27	99-3565	1	Nut-Square
28	3217-6	1	Nut-Hex

Ref	Part No.	Qty.	Description
29	3256-23	2	Washer-Flat
30	3296-29	1	Nut-Lock, NI
31	2412-103	1	Clamp
32	100-4871	1	Bracket-Switch, Neutral
33	100-4872	1	Plate-Switch, Neutral
34	3229-20	1	Screw-CARR
35	3256-14	1	Washer-Flat
36	3255-17	1	Washer-Lock, EXT
37	3296-2	1	Nut-Lock
38	3229-1	2	Screw-CARR
39	3256-22	2	Washer-Flat
40	3255-7	2	Washer-Lock/EXT
41	3217-5	2	Nut-Hex
42	100-1270	1	Switch-Proximity
43	32128-20	1	Nut-HF
99	3290-379	2	Tie-Cable

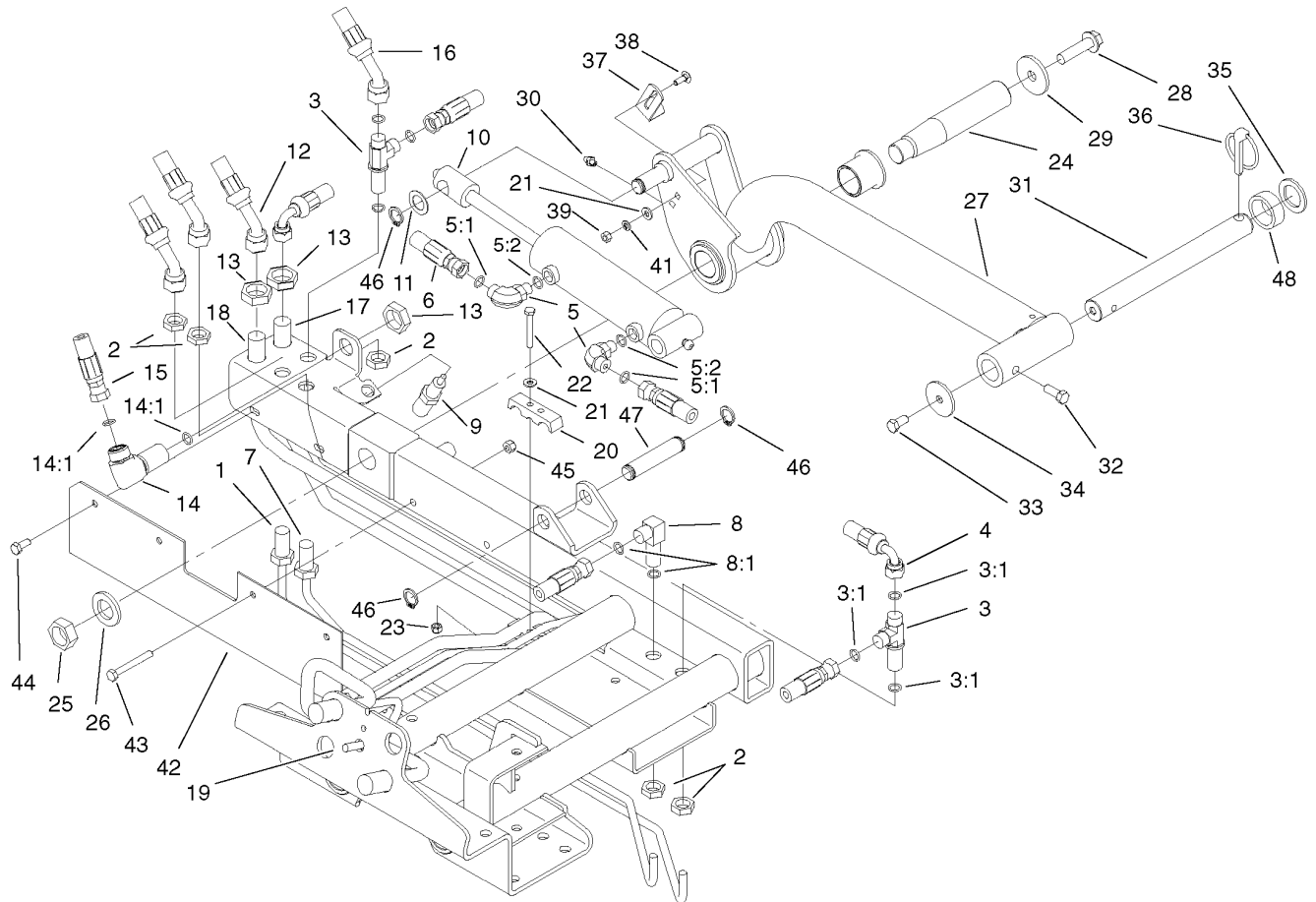


## Traction Pedal Assembly

Ref	Part No.	Qty.	Description
1	100-4815	1	Cable-Control, Traction
1:1	3220-1	2	Nut-Jam
2	76-8870	1	Lever Damper ASM
3	32128-20	2	Nut-HF
4	32128-44	3	Nut
6	322-10	1	Screw-HH
7	3256-23	3	Washer-Flat
8	3230-23	2	Screw-CARR
9	93-2092	1	Clamp-Cable
10	2411-41	1	Joint-Ball
11	2412-41	1	Clamp
12	3290-357	1	Nut-HHF, Whiz
13	323-6	1	Screw-HH
14	3296-42	1	Nut-Lock, NI
15	95-8861	1	Slide
16	32151-84	2	Ring-Shaft, EXT
17	41-8440	1	Washer
18	74-9100	1	Pad-Pedal, Forward
19	104-4852-03	1	Traction Pedal ASM
20	256-243	2	Bearing-Flange
21	99-3379	1	Pedal-Reverse
22	74-9110	1	Pad-Pedal, Reverse
23	75-5470	1	Spacer-Bearing
24	99-3476	1	Spring-Extension

Ref	Part No.	Qty.	Description
25	251-259	1	Bearing-Ball
26	322-7	1	Screw-HH
27	3296-29	1	Nut-Lock, NI
28	3296-47	2	Nut-Lock, NI
29	32151-3	1	Ring-Grip, EXT
30	302-5	1	Fitting-Grease
31	3230-27	1	Screw-CARR
32	321-10	1	Screw-HH
33	33093-00	3	Washer-Flat
34	99-3545	1	Spacer
35	3256-22	1	Washer-Flat
36	73-0040	4	Washer-Thrust

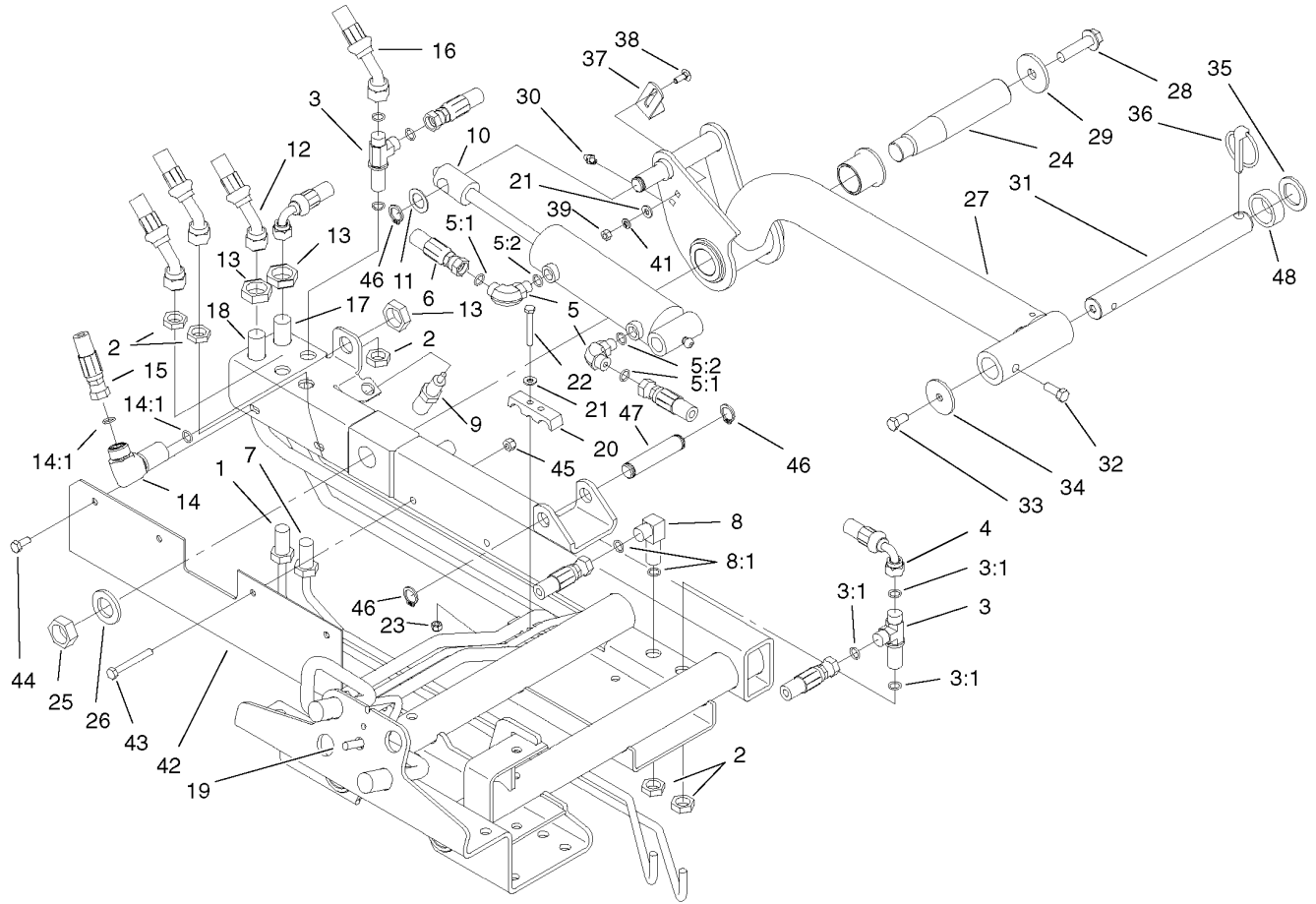




## Rear Lift Arm Assembly

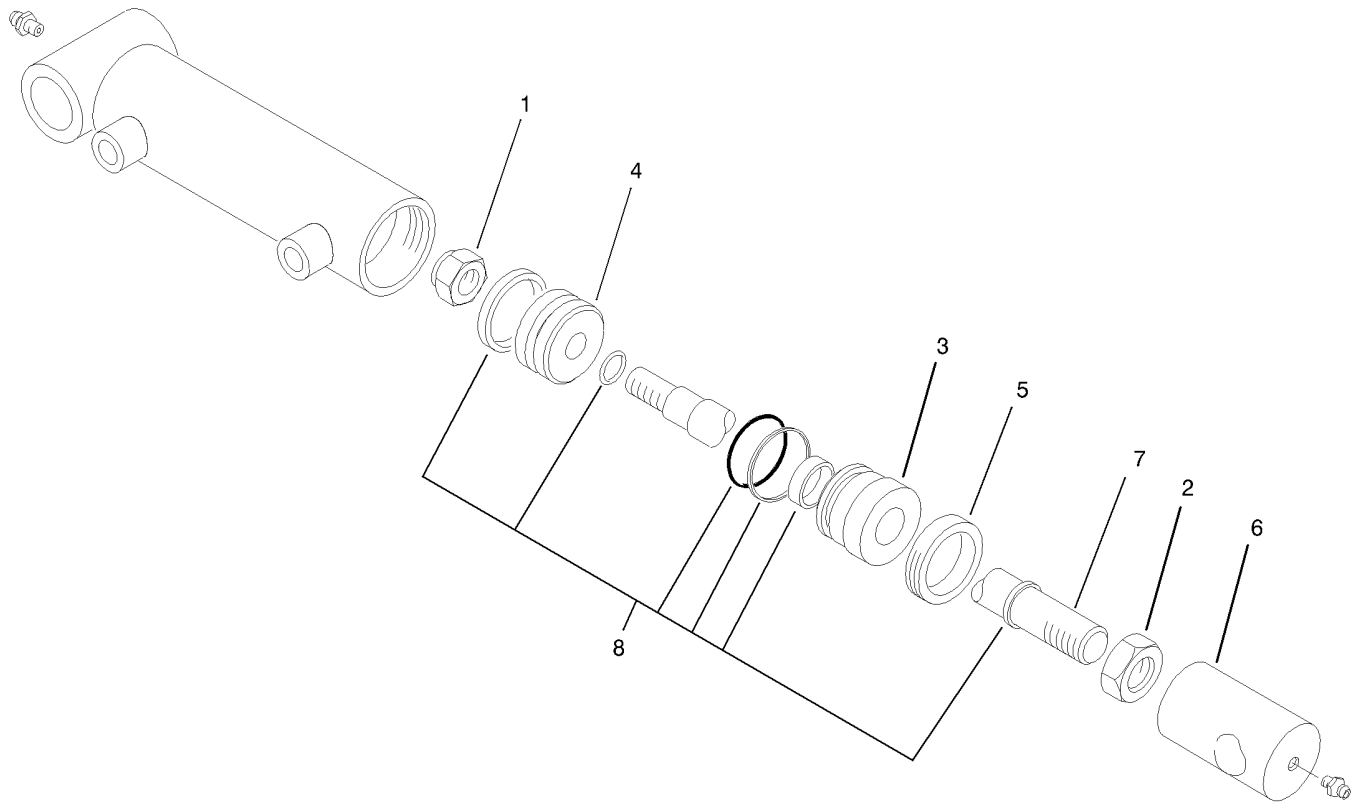
Ref	Part No.	Qty.	Description
1	95-8984	1	Tube ASM
2	340-70	5	Nut-Lock
3	340-68	2	Fitting-Tee, Bulkhead
3:1	237-22	3	O-Ring
4	95-8831	1	Hose ASM
5	340-77	2	Fitting-HYD, 90 DEG
5:1	237-22	1	O-Ring
5:2	237-42	1	O-Ring
6	99-3576	1	Hose ASM
7	95-8983	1	Tube ASM
8	340-154	1	Union-Bulkhead
8:1	237-22	2	O-Ring
9	93-6762	1	Switch-Ball
10	95-8978	1	Cylinder-HYD
11	3-6498	1	Washer-Thrust
12	99-3574	1	Hose ASM
13	340-127	3	Nut-Bulkhead
14	93-9151	1	Fitting-HYD
14:1	237-30	2	O-Ring
15	99-3578	1	Hose ASM
16	99-3577	1	Hose ASM
17	95-8980	1	Tube ASM
18	95-8981	1	Tube ASM
19	95-8982	1	Tube ASM

Ref	Part No.	Qty.	Description
20	93-2509	2	Clamp-Tube
21	3256-22	6	Washer-Flat
22	321-11	2	Screw-HH
23	3296-42	2	Nut-Lock, NI
24	95-8990	1	Shaft-Pivot, Rear
25	3220-9	1	Nut-Jam
26	86-1480	1	Washer
27	95-8985	1	Rear Lift Arm ASM
28	3234-27	1	Screw-Flange
29	75-7730	1	Washer-Thrust
30	302-5	1	Fitting-Grease
31	104-1392	1	Shaft-Pivot
32	323-6	1	Screw-HH
33	323-4	1	Screw-HH
34	63-7400	1	Washer-Rebound
35	3-6781	1	Washer-Thrust
36	283-71	1	Pin-Lynch
37	95-8613	1	Bracket-Switch
38	3229-1	2	Screw-CARR
39	3217-5	2	Nut-Hex
41	3253-3	2	Washer-Lock
42	104-0453-03	1	Guard
43	322-12	2	Screw-HH
44	322-3	2	Screw-HH



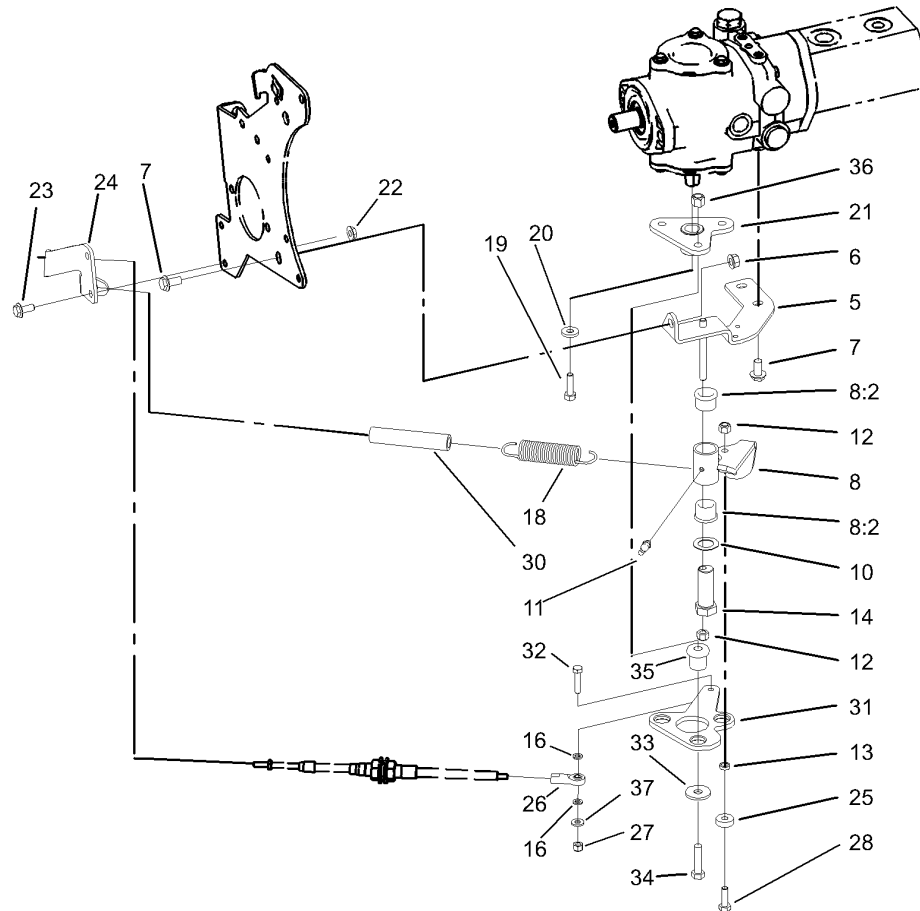
## Rear Lift Arm Assembly (continued)

Ref	Part No.	Qty.	Description
45	32128-20	4	Nut-HF
46	32120-93	3	Ring-Retaining, EXT
47	95-8575	1	Pin
48	63-0070	1	Spacer
①99	3290-379	1	Tie-Cable

### Hydraulic Cylinder Assembly No. 95-8978

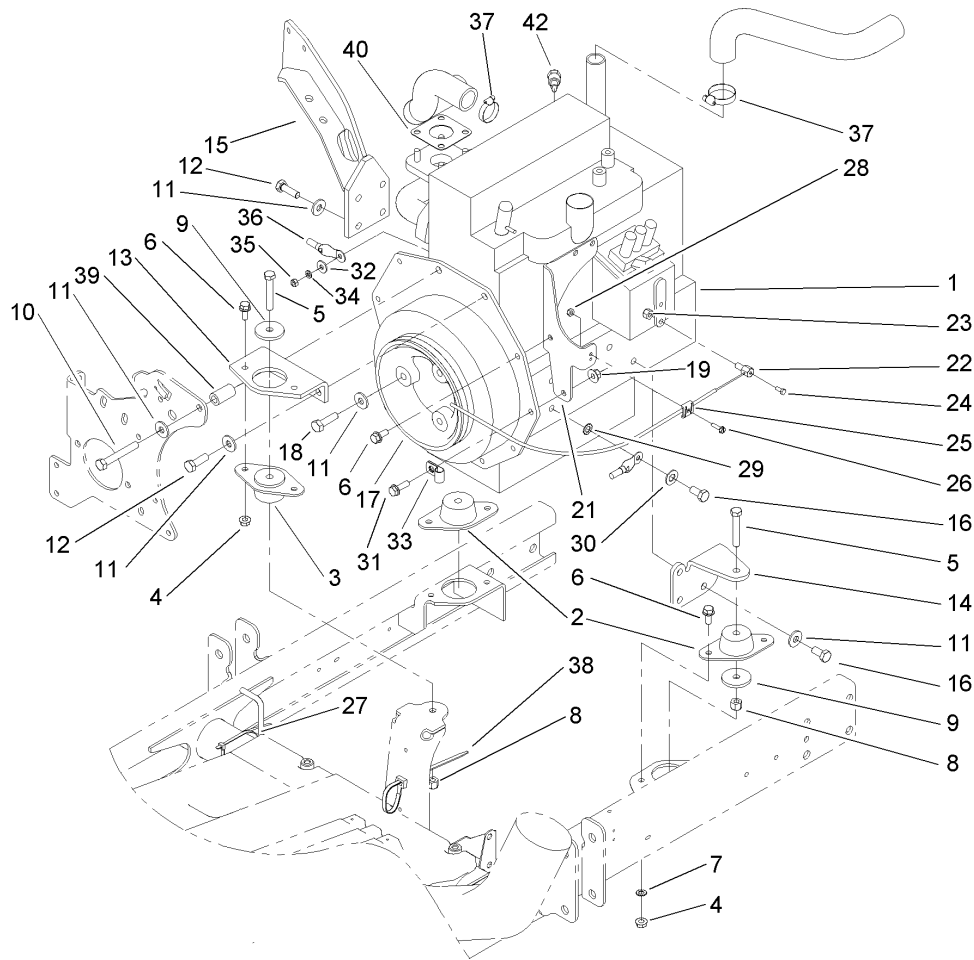
Ref	Part No.	Qty.	Description
①		1	Nut-Lock
2	3220-6	1	Nut-Jam
③		1	Head
④		1	Piston
⑤		1	Collar
6	99-3533	1	Clevis
⑦		1	Shaft
8	83-7240	1	Seal Repair Kit

## Neutral Arm Assembly

Ref	Part No.	Qty.	Description
5	95-8960-03	1	Bracket-Neutral
6	32128-43	1	Nut-Flange
7	3234-1	3	Screw-HHF
8	104-0422	1	Neutral Arm ASM
8:2	256-113	2	Bushing-Flange
10	3-6498	1	Washer-Thrust
11	302-60	1	Fitting-Grease, 90 DEG
12	3296-29	2	Nut-Lock, NI
13	100-4817	1	Spacer-Bearing
14	76-8640	1	Stud-Traction
16	33093-00	2	Washer-Flat
18	94-1369	1	Spring-Extension
19	3210-6	1	Screw-HH
20	88-7200	1	Washer-Flat
21	99-3598-03	1	Hub ASM
22	32128-44	2	Nut
23	3234-5	2	Screw-HHF
24	104-0464-03	1	Bracket-Support, Cable
25	251-259	1	Bearing-Ball
26	2411-41	1	Joint-Ball
27	3296-42	1	Nut-Lock, NI
28	3274-104	1	Screw-HSBH
30	99-3556	1	Hose
31	99-3594-03	1	Lever-Pump

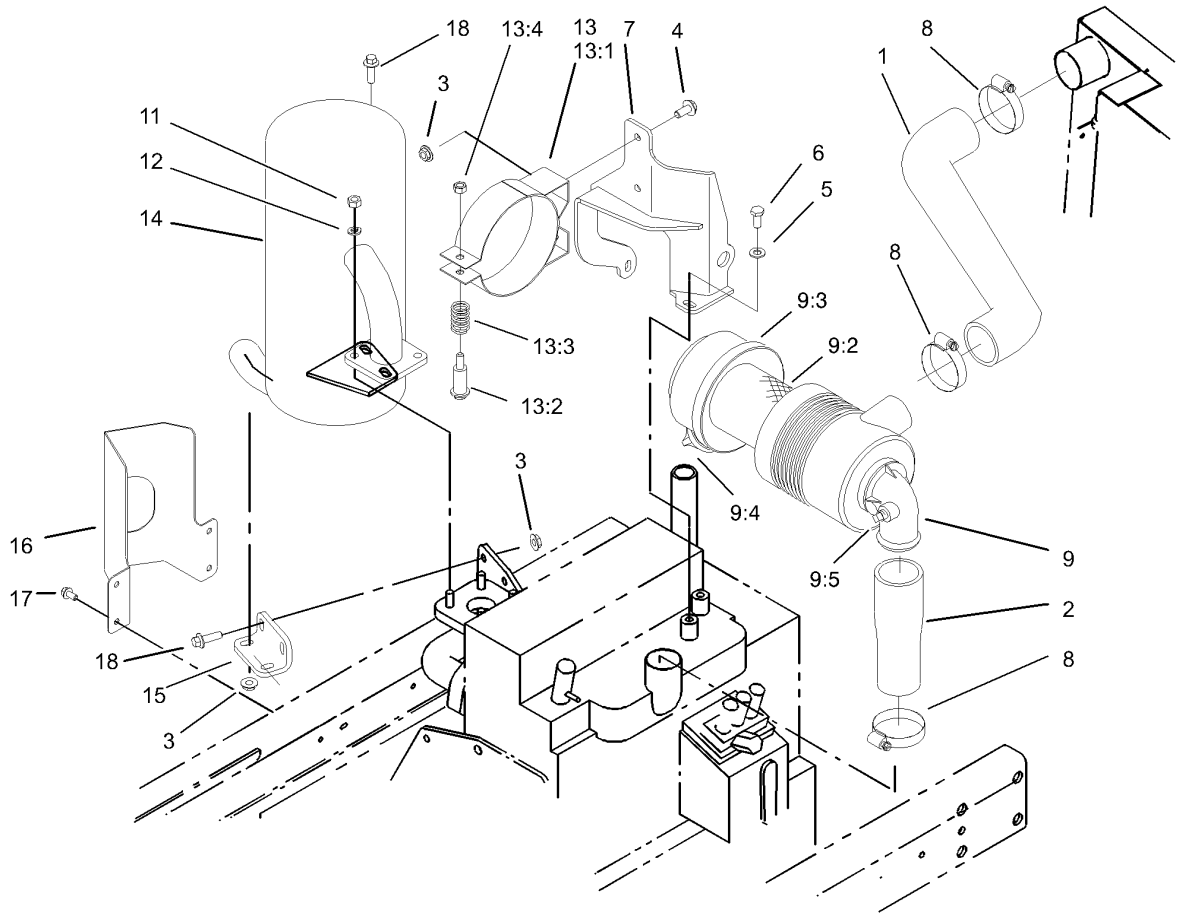
Ref	Part No.	Qty.	Description
32	321-8	1	Screw-HH
33	2844	3	Washer
34	95-3857	3	Screw-HSBH
35	63-9750	3	Mount
36	3296-39	3	Nut-Lock, NI
37	3256-22	1	Washer-Flat



## Engine Assembly

Ref	Part No.	Qty.	Description
1	106-7776	1	Engine-Kubota
2	83-1030	2	Mount-Engine
3	93-5265	1	Mount-Engine
4	32128-20	6	Nut-HF
5	323-11	3	Screw-HH
6	3234-5	7	Screw-HHF
7	3255-8	1	Washer-Lock
8	3296-39	3	Nut-Lock, NI
9	80-8560	3	Washer-Hardened
10	42-9370	1	Screw-HH
11	80-6990	12	Washer-Hardened
12	95-8812	5	Screw-HH
13	95-8926-03	1	Mount-Engine, Front
14	95-8937-03	1	Mount-Engine, LH
15	100-4838-03	1	Mount-Engine
16	63-7790	4	Screw-Cap
17	99-3412-03	1	Pulley
18	56-2140	3	Bolt
19	32128-44	2	Nut
21	100-4867-03	1	Support-Throttle, Filter
22	98-9311	1	Swivel-Throttle
23	3296-20	1	Nut-Lock, NI
24	25-8640	1	Screw-HH
25	81-1690	1	Clamp-Cable

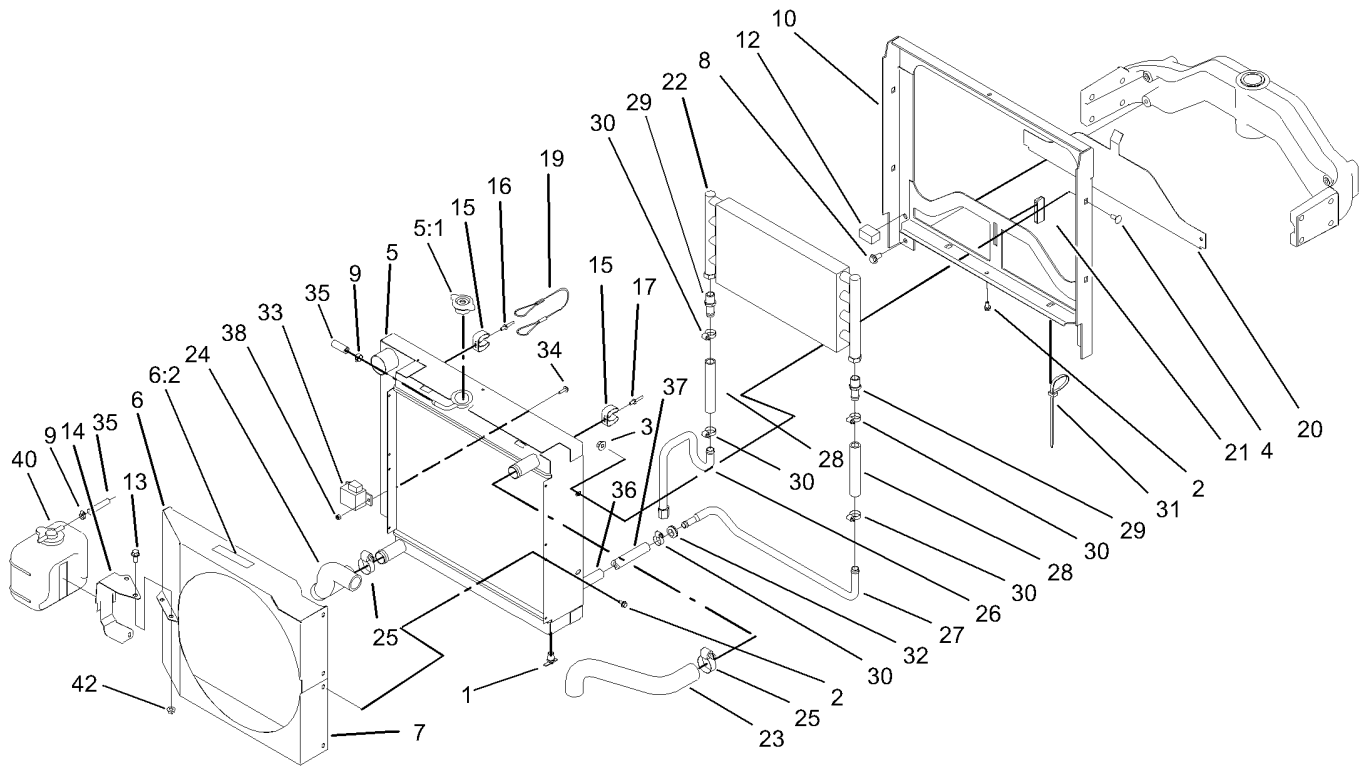
Ref	Part No.	Qty.	Description
26	32105-13	1	Screw-HWH
27	3290-379	1	Tie-Cable
28	3296-2	1	Nut-Lock
29	3255-9	1	Washer-Lock
30	3256-25	1	Washer-Flat
31	3234-17	1	Screw-HHF
32	3256-78	1	Washer-Flat
33	2412-10	1	R-Clamp
34	43-5930	1	Washer-Spring
35	48-7890	1	Nut
36	99-3441	1	Harness-Wire, Fusible Link
37	2412-34	2	Clamp-Hose
38	3290-378	1	Tie-Cable
39	95-8736	1	Spacer
40	98-9611	1	Gasket
42	99-3582	1	Thermoswitch



## Air Cleaner and Muffler Assembly

Ref	Part No.	Qty.	Description
1	95-8946	1	Hose-Upper, Air Inlet
2	95-8947	1	Hose-Lower, Air Inlet
3	32128-44	6	Nut
4	3234-5	3	Screw-HHF
5	3256-23	2	Washer-Flat
6	33114-016	2	Screw-HH
7	99-3355-03	1	Bracket-Filter, Air
8	2412-92	4	Clamp-Hose
9	93-2190	1	Air Cleaner ASM
9:2	93-2195	1	Filter
9:3	94-3652	1	Cover ASM
9:4	87-9400	1	Valve-Vacuator
9:5	285-17	1	Plug-Pipe
11	33014-00	4	Nut-Hex
12	42-9850	4	Washer-Lock, Spring
13	93-2191	1	Band-Mounting, Air Cleaner
13:1		1	Clamp ASM
13:2	94-3653	1	Bolt
13:3	94-3654	1	Spring
13:4	48-9510	1	Nut
14	104-4834	1	Muffler
15	95-8943-03	1	Bracket-Muffler
16	99-3425-03	1	Guard-Exhaust
17	32144-4	4	Screw-HWH

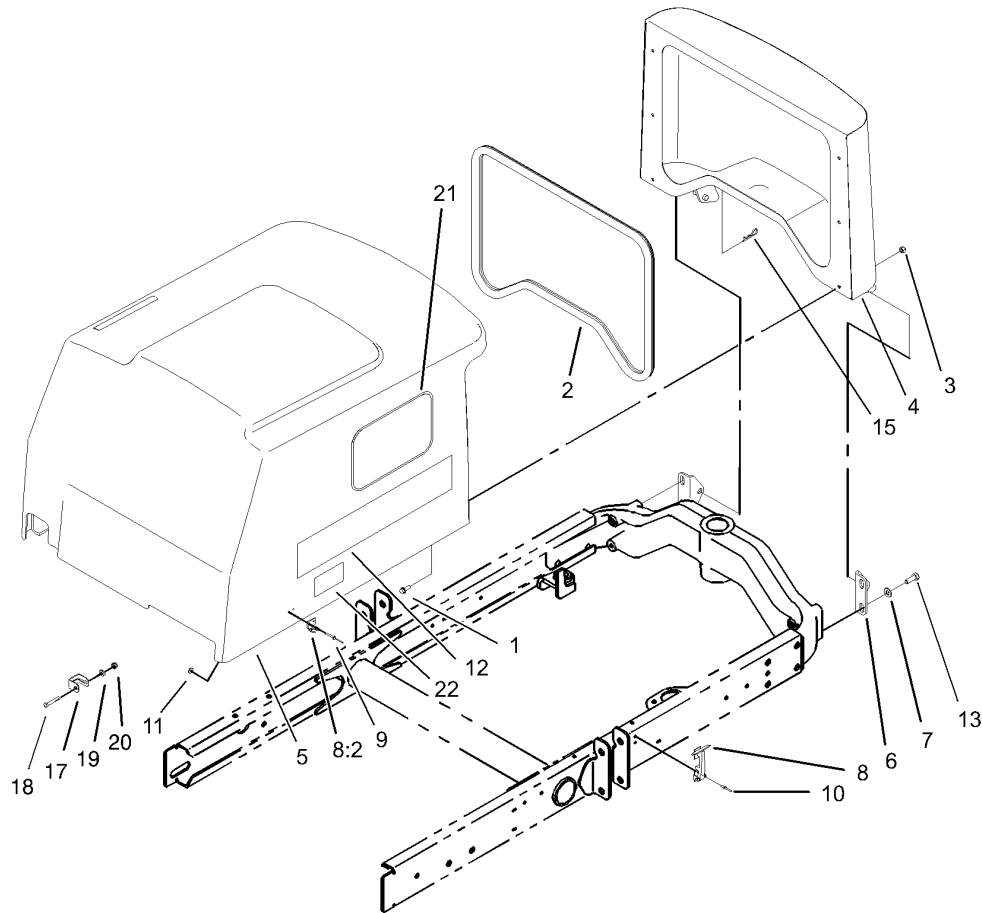
Ref	Part No.	Qty.	Description
18	3234-17	3	Screw-HHF



## Radiator Assembly

Ref	Part No.	Qty.	Description
1	304-46	1	Draincock
2	32104-116	11	Screw
3	32128-44	4	Nut
4	3230-1	4	Bolt-CARR
5	95-8934	1	Radiator
5:1	93-5957	1	Cap-Radiator
6	99-3580	1	Shroud-Fan, Top
6:2	93-6681	1	Decal-Warning, Fan
7	99-3360-03	1	Shroud-Fan, Bottom
8	3234-1	4	Screw-HHF
9	92-2379	2	Clamp-Hose
10	100-4903-03	1	Radiator Frame ASM
12	95-8962	2	Seal-Foam, Radiator
13	3234-5	2	Screw-HHF
14	95-8879-03	1	Bracket-Reservoir
15	95-8939	2	Spring-Clip
16	3269-22	1	Rivet-Pop
17	3269-23	1	Rivet-Pop
19	99-3390	1	Lanyard
20	95-8702-03	1	Shield-Radiator, Lower
21	99-3497	1	Magnet
22	75-1040	1	Cooler-Oil
23	95-8944	1	Hose-Radiator, Upper
24	95-8945	1	Hose-Radiator, Lower

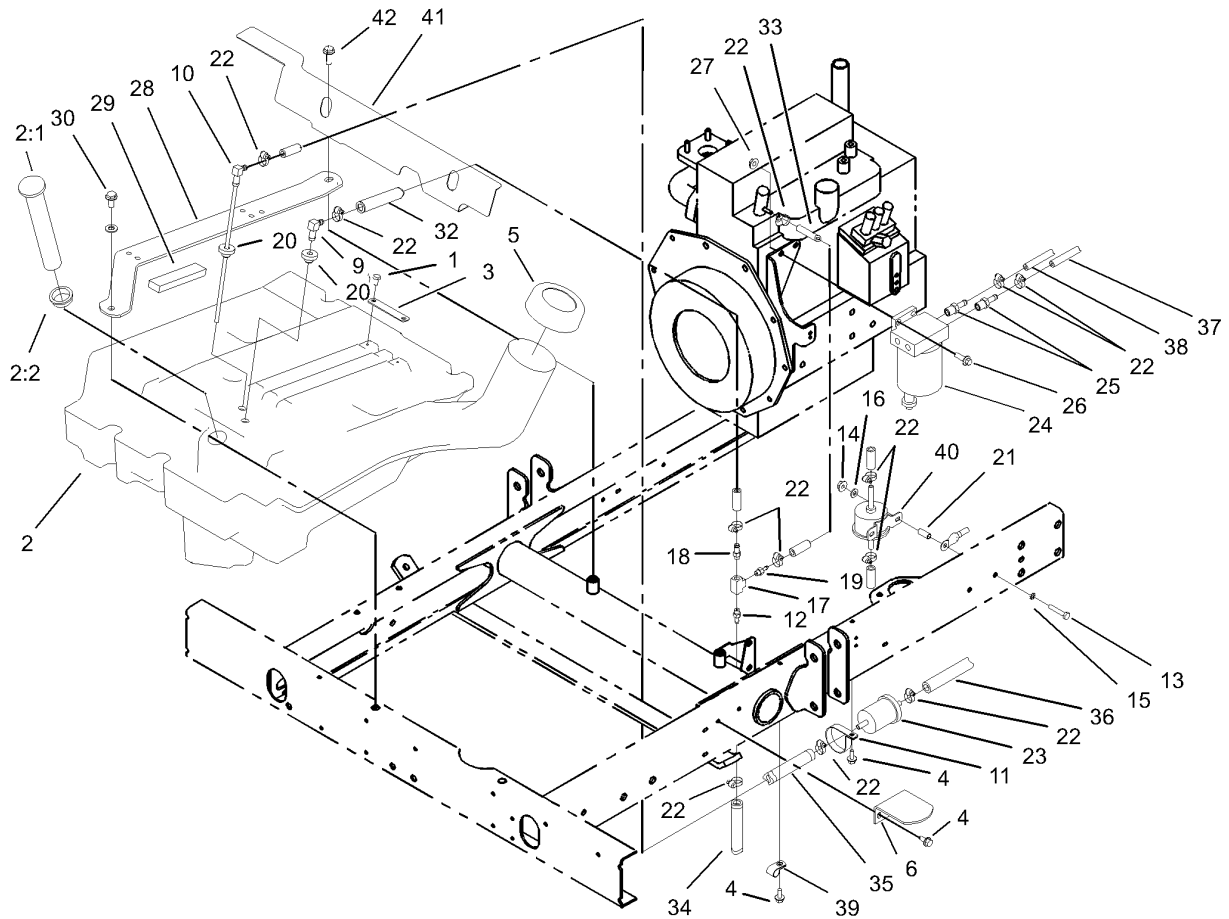
Ref	Part No.	Qty.	Description
25	2412-34	2	Clamp-Hose
26	95-8704	1	Tube-Hydro
27	95-8705	1	Tube-Hydro
28	95-8706	2	Hose-Hydro
29	95-8710	2	Fitting-Barb
30	2412-36	5	Clamp-Hose
31	3290-378	2	Tie-Cable
32	99-3481	2	Grommet
33	99-7435	1	Relay-Power
34	32105-13	1	Screw-HWH
35	63-9640	1	Hose
36	56-7985	1	Sleeve-Protective
37	99-3500	1	Hose
38	32128-17	1	Nut-Lock, Flange
40	104-9318	1	Bottle-Overflow
42	32128-20	2	Nut-HF
99	3290-379	1	Tie-Cable



### Hood Assembly

Ref	Part No.	Qty.	Description
1	3234-4	6	Screw-HHF
2	95-8809	1	Trim-Seal
3	3296-42	6	Nut-Lock, NI
4	95-8724-03	1	Screen-Hood
5	95-8935	1	Hood ASM
5:1	106-8114	1	Heat Tape Repair Kit
6	95-8728	2	Bracket-Pivot, Hood
7	3256-24	8	Washer-Flat
8	59-9740	2	Flex Draw Latch ASM
8:2	249-40	1	Keeper
9	98-7310	4	Rivet
10	3290-55	4	Rivet-Pop
11	3269-10	4	Washer-Back
12	104-5153	2	Decal-Hood
13	323-6	4	Screw-HH
15	3290-467	1	Pin-Hair
17	99-3568	1	Bracket-Lock, Ce
18	321-9	1	Screw-HH
19	3256-22	1	Washer-Flat
20	3296-42	1	Nut-Lock, NI
21	66-6140	2	Decal
22	106-6754	1	Decal-Danger

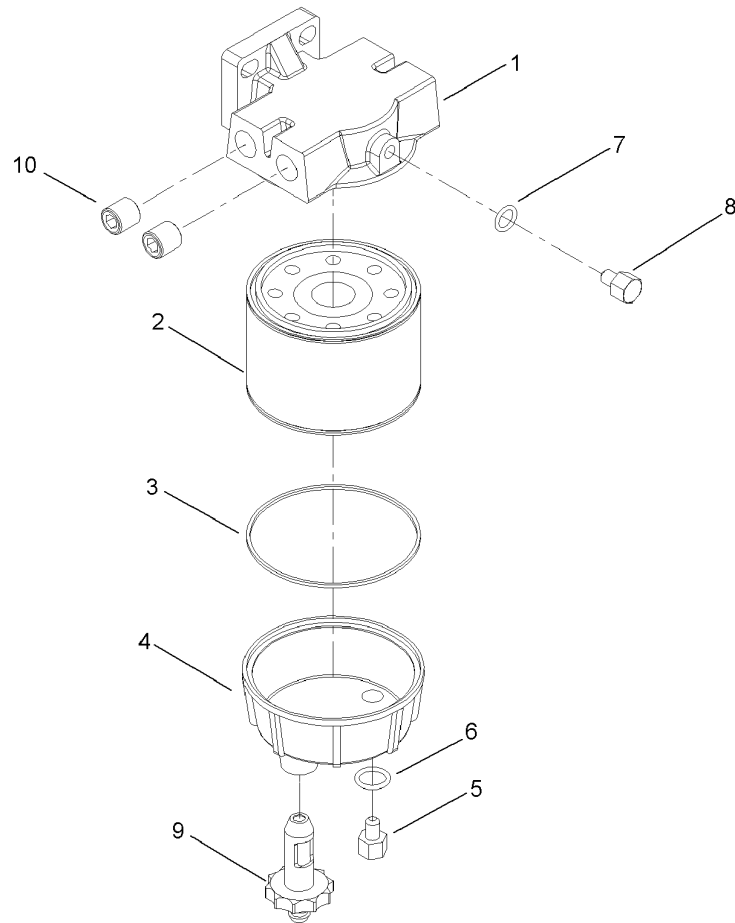


## Fuel Tank Assembly

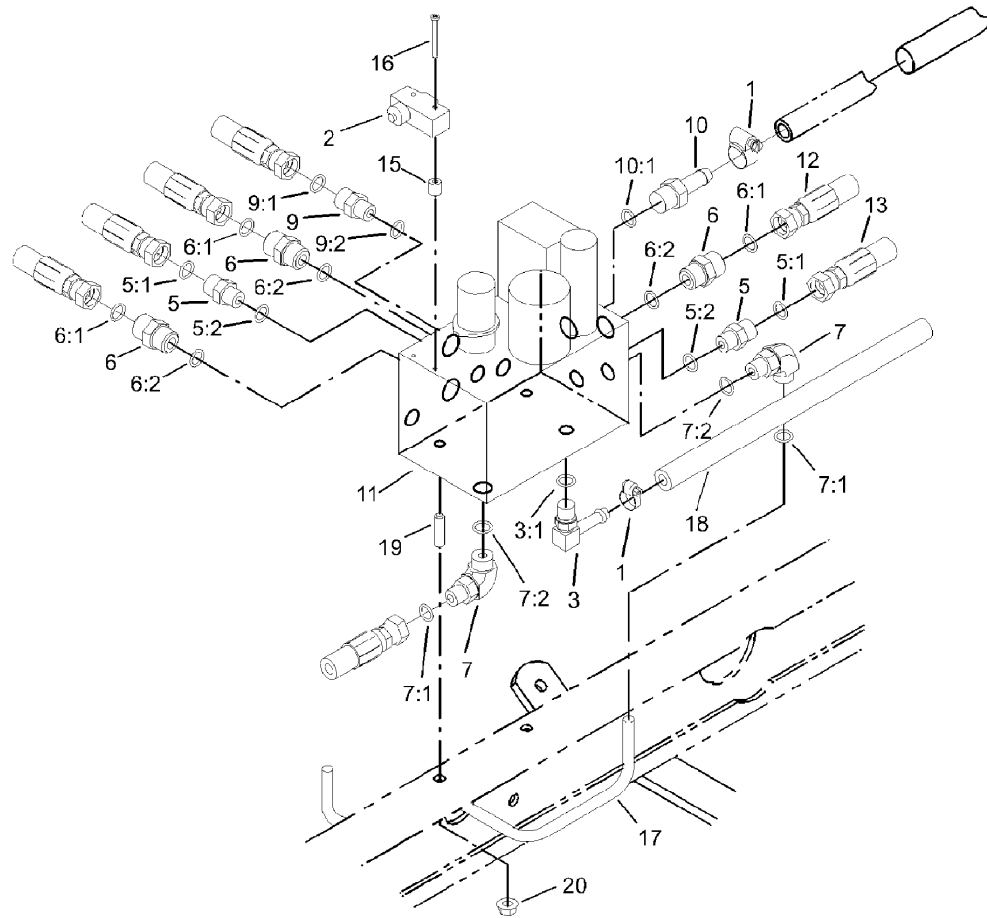
Ref	Part No.	Qty.	Description
1	321-2	2	Screw-HH
2	95-8620	1	Tank-Fuel
2:1	95-8971	1	Guage-Fuel
2:2	95-8972	1	Grommet
3	95-8881	1	Strap-Line, Fuel
4	32144-10	4	Screw-HWH
5	95-4193	1	Diesel Fuel Cap ASM
6	95-8968-03	1	Support-Tank, Fuel
9	46-6550	1	Fitting-Elbow, 90 DEG
10	66-8121	1	Standpipe
11	2412-148	1	Clamp-R
12	304-73	1	Connector-Hose
13	321-9	2	Screw-HH
14	32128-33	2	Nut-HF
15	3255-7	1	Washer-Lock/EXT
16	3256-22	2	Washer-Flat
17	354-20	1	Fitting-Tee
18	354-21	1	Fitting-Barb
19	354-22	1	Fitting-Barb
20	46-6560	2	Bushing
21	87-4710	2	Spacer-Brake, Parking
22	2412-108	13	Clamp-Worm
23	98-7612	1	Filter-Fuel
24	98-9305	1	Water / Fuel Filter ASM

Ref	Part No.	Qty.	Description
25	353-783	2	Fitting-Straight
26	3234-17	2	Screw-HHF
27	32128-44	2	Nut
28	104-4847-03	2	Strap-Support, Seat
29	95-8896	2	Foam
30	3234-11	2	Screw-HHF
32	71-3380	1	Hose-Fuel
33	99-3498	1	Return-Line, Fuel
34	99-3185	1	Hose-Fuel
35	71-3383	1	Hose-Fuel
36	104-4848	1	Hose-Fuel
37	95-4276	1	Hose-Fuel
38	104-4857	1	Hose-Fuel
39	2412-73	1	Clamp-R
40	104-5215	1	Pump-Fuel, Electric
41	104-4833-03	1	Shield-Heat
42	3234-24	2	Screw-HHF
99	3290-379	2	Tie-Cable



## Water and Fuel Filter Assembly No. 98-9305

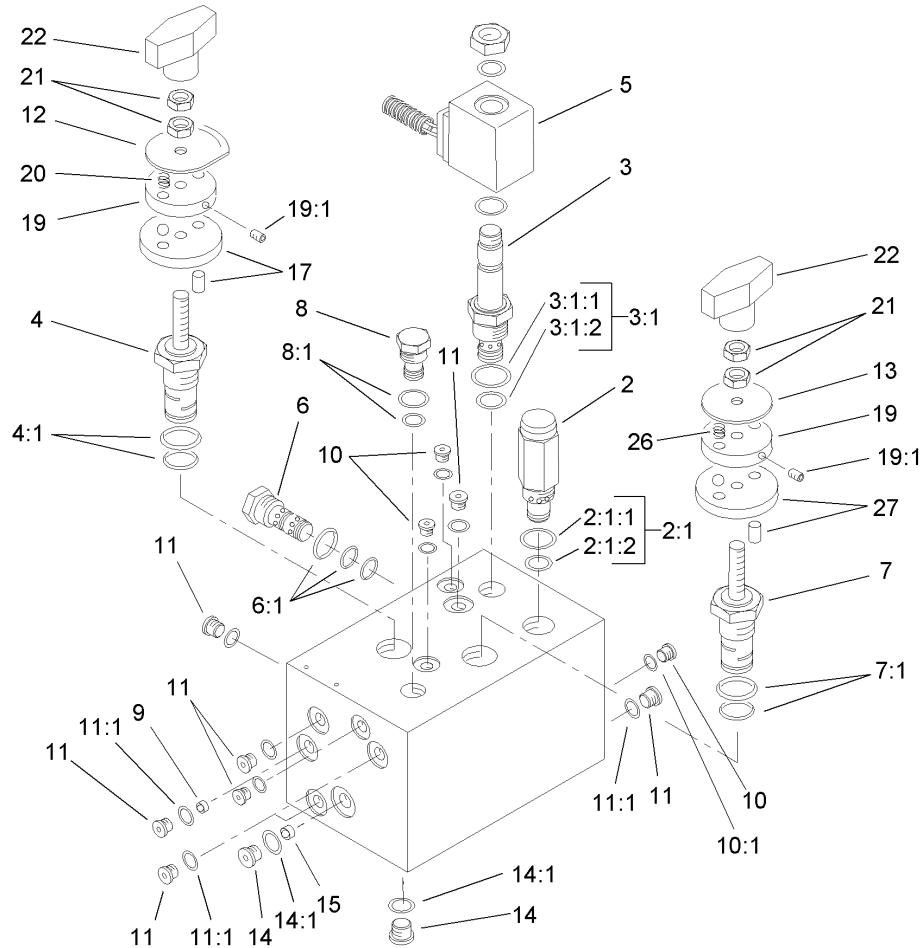
Ref	Part No.	Qty.	Description	
1	98-9772	1	Head-Filter	
2	98-9764	1	Element	
3	98-9774	1	O-Ring	
4	98-9775	1	Base-Filter	
5	98-9773	1	Plug-Base, Filter	
6	237-42	1	O-Ring	
7	237-78	1	O-Ring	
8	98-9776	1	Plug-Head, Filter	
9	98-9777	1	Drain Valve ASM	
10	285-22	2	Plug-Pipe	



## Manifold Block Assembly

Ref	Part No.	Qty.	Description
1	2412-36	2	Clamp-Hose
2	29-6162	1	Switch-Micro
3	100-4887	1	Fitting-Barb
3:1	237-42	1	O-Ring
5	340-2	3	Fitting-HYD, Straight
5:1	237-22	1	O-Ring
5:2	237-42	1	O-Ring
6	340-4	3	Fitting-HYD, Straight
6:1	237-30	1	O-Ring
6:2	237-79	1	O-Ring
7	340-77	2	Fitting-HYD, 90 DEG
7:1	237-22	1	O-Ring
7:2	237-42	1	O-Ring
9	340-88	1	Adapter
9:1	237-22	1	O-Ring
9:2	237-78	1	O-Ring
10	354-121	1	Fitting-Straight
10:1	237-79	1	O-Ring
11	104-4841	1	Manifold-HYD
12	95-8829	1	Hose ASM
13	106-4197	1	Hose ASM
15	95-8762	2	Spacer
16	3250-46	2	Screw-PPH
17	99-3551	1	Tube ASM

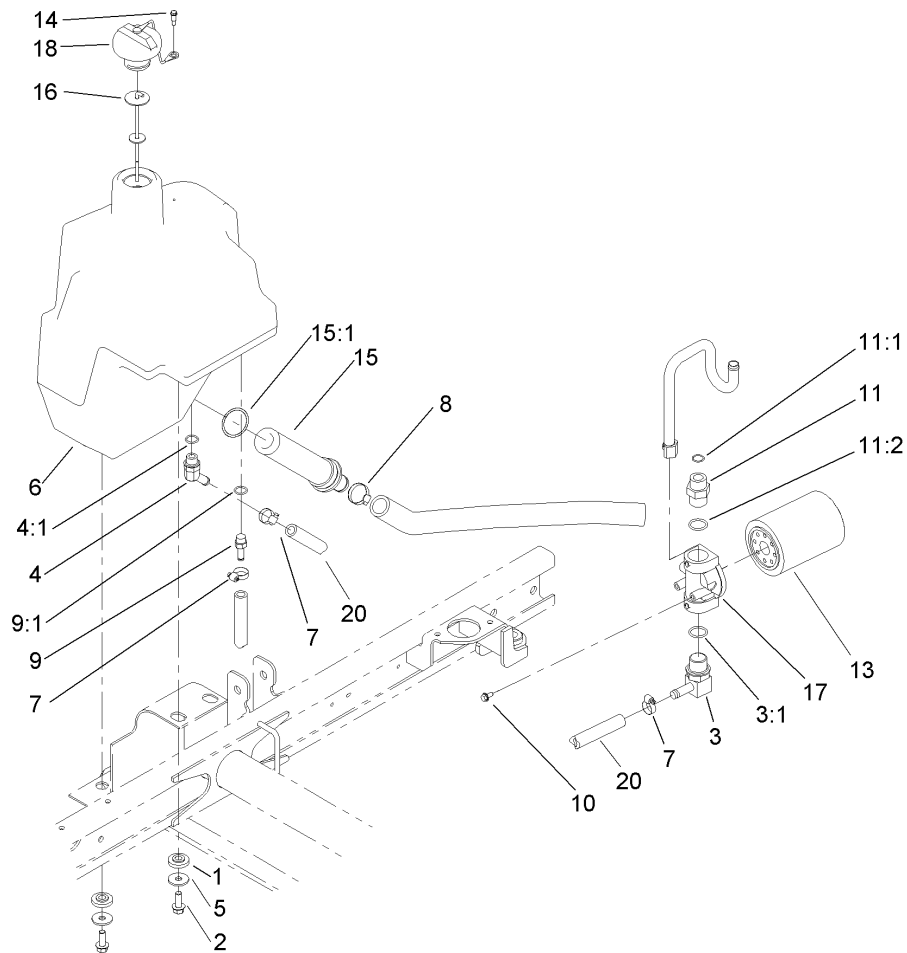
Ref	Part No.	Qty.	Description
18	104-4846	1	Hose
19	104-0430	2	Stud
20	32128-20	2	Nut-HF



## Hydraulic Manifold Assembly No. 104-4841

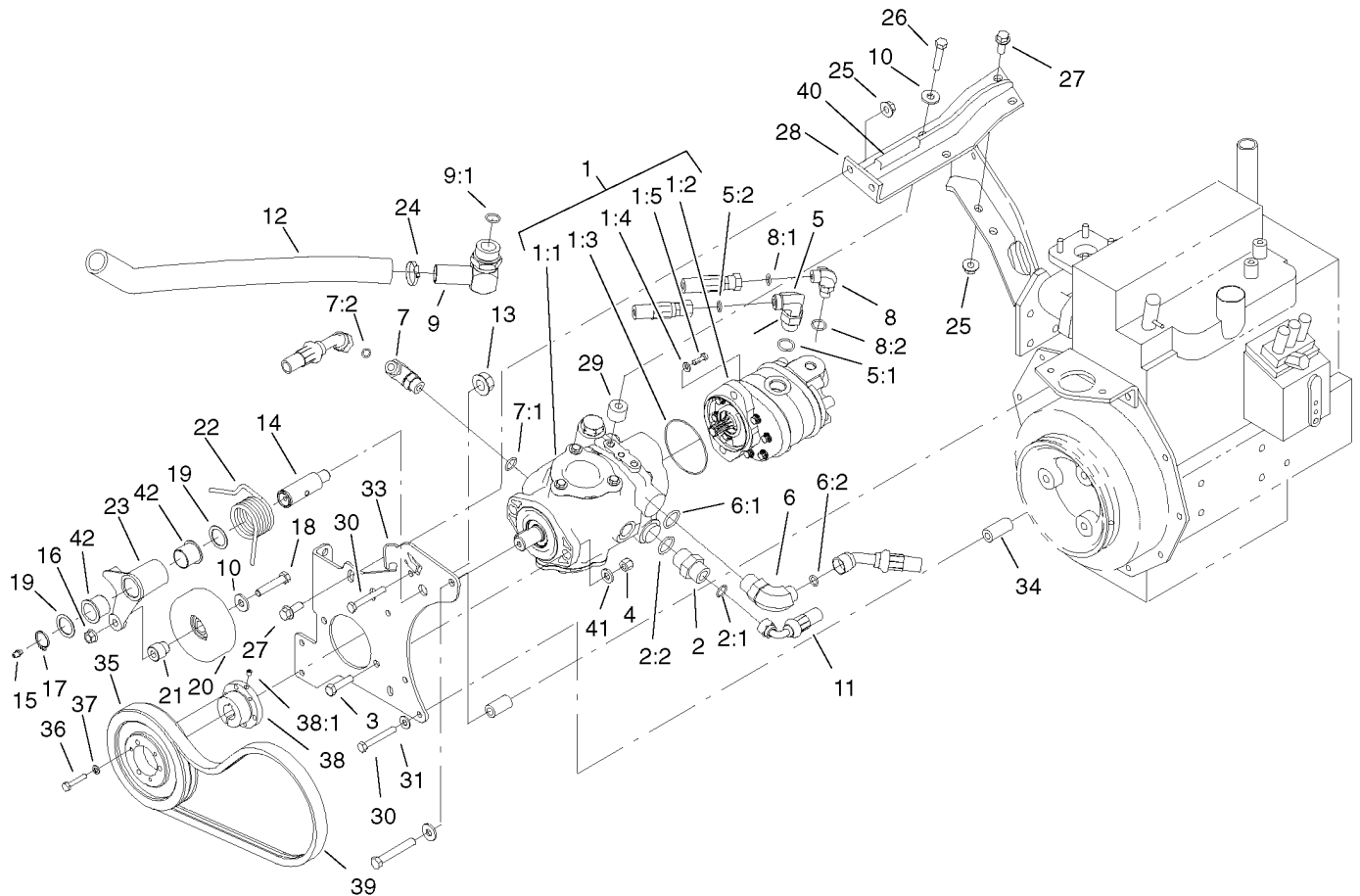
Ref	Part No.	Qty.	Description
2	94-3655	1	Valve-Relief
2:1	95-5645	1	Seal Kit
2:1:1		1	Seal-Dust
2:1:2		1	Seal-Dust
3	93-7494	1	Cartridge
3:1	95-5645	1	Seal Kit
3:1:1		1	Seal-Dust
3:1:2		1	Seal-Dust
4	94-3657	1	Spool ASM
4:1	106-1091	1	Seal Kit
5	83-2010	1	Coil ASM
6	69-4120	1	Cartridge-Logic
6:1	69-4240	1	Seal Kit
7	94-3659	1	Control-Flow, Rotary
7:1	95-5645	1	Seal Kit
8	99-3542	1	Cartridge-Plug, Cavity
8:1	69-4240	1	Seal Kit
9	95-5999	2	Plug-Orifice
10	353-991	4	Plug-Hex, Hollow
10:1	237-156	1	O-Ring
11	353-990	12	Plug
11:1	237-78	1	O-Ring
12	99-3543	1	Plate-Indicator
13	94-5026	1	Plate-Indicator

Ref	Part No.	Qty.	Description
14	353-989	3	Plug-Hex, Hollow
14:1	237-42	1	O-Ring
15	99-3544	1	Plug
17	94-5021	1	Plate-Locating
19	94-5023	2	Plate-Detent
19:1	3245-36	1	Screw-Set, HSH
20	94-5024	2	Spring
21	3218-1	4	Nut-Jam
22	94-5020	2	Knob ASM
26	94-5027	2	Spring
27	94-5025	1	Plate-Locating



## Hydraulic Tank Assembly

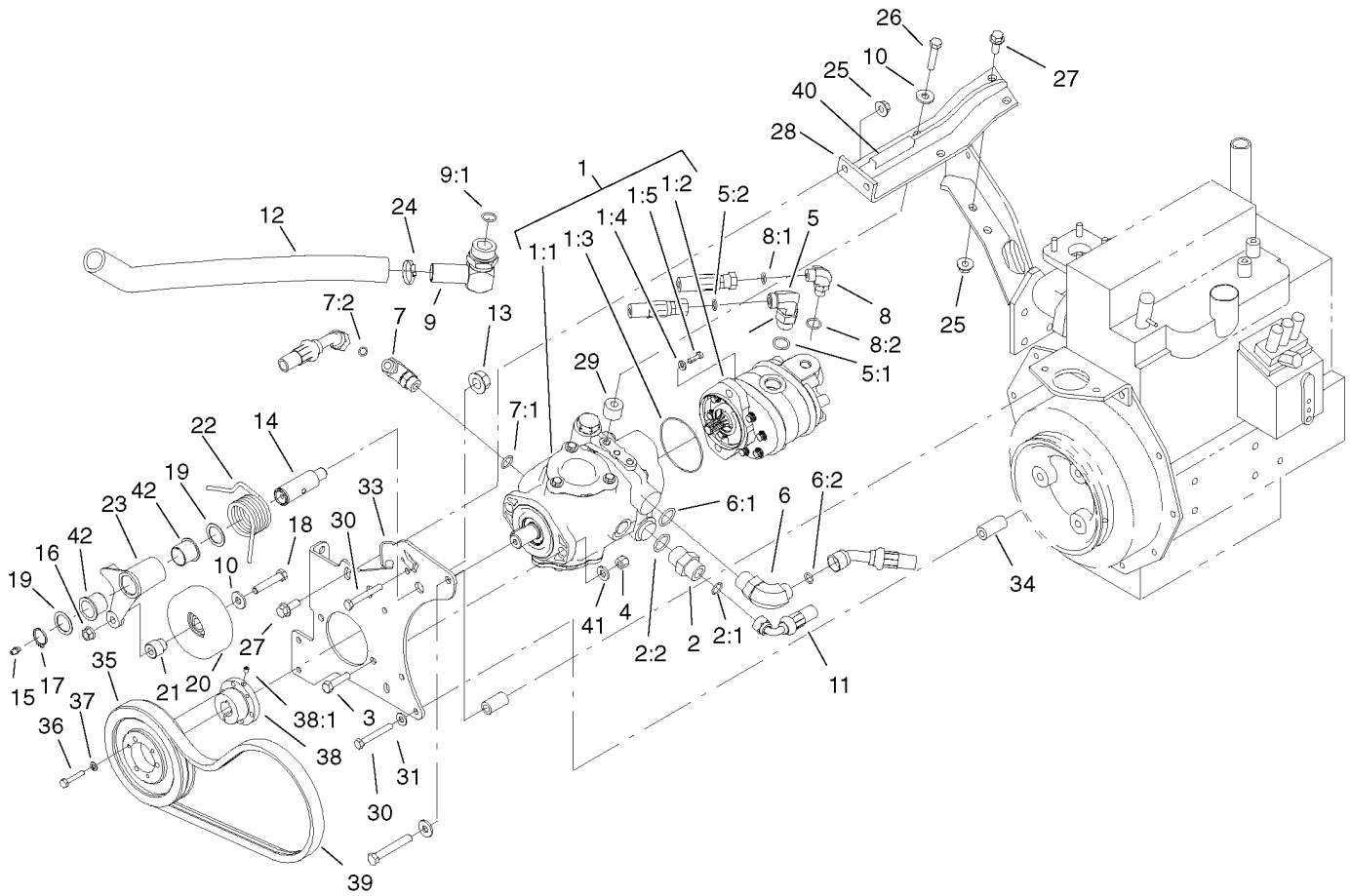
Ref	Part No.	Qty.	Description
1	240-11	4	Bushing-Flange
2	3234-11	4	Screw-HHF
3	95-8814	1	Fitting-Barbed, 90 DEG
3:1	237-81	1	O-Ring
4	354-126	1	Fitting-HYD, 45 DEG
4:1	237-79	1	O-Ring
5	63-8410	4	Washer
6	104-4840	1	Tank-HYD
7	2412-36	3	Clamp-Hose
8	2412-34	1	Clamp-Hose
9	353-979	1	Fitting-Straight
9:1	237-42	1	O-Ring
10	3234-13	2	Screw-HHF
11	340-8	1	Adapter
11:1	237-65	1	O-Ring
11:2	237-81	1	O-Ring
13	54-0110	1	Filter-Oil, Transmission
14	57-5420	1	Screw-Shoulder
15	104-7546	1	Strainer-Tank
15:1	340-136	1	O-Ring
16	75-3710	1	Dipstick
17	92-5821	1	Filter Head ASM
18	93-7160	1	Cap-Oil, HYD
20	99-3501	1	Hose

## Hydrostat Assembly

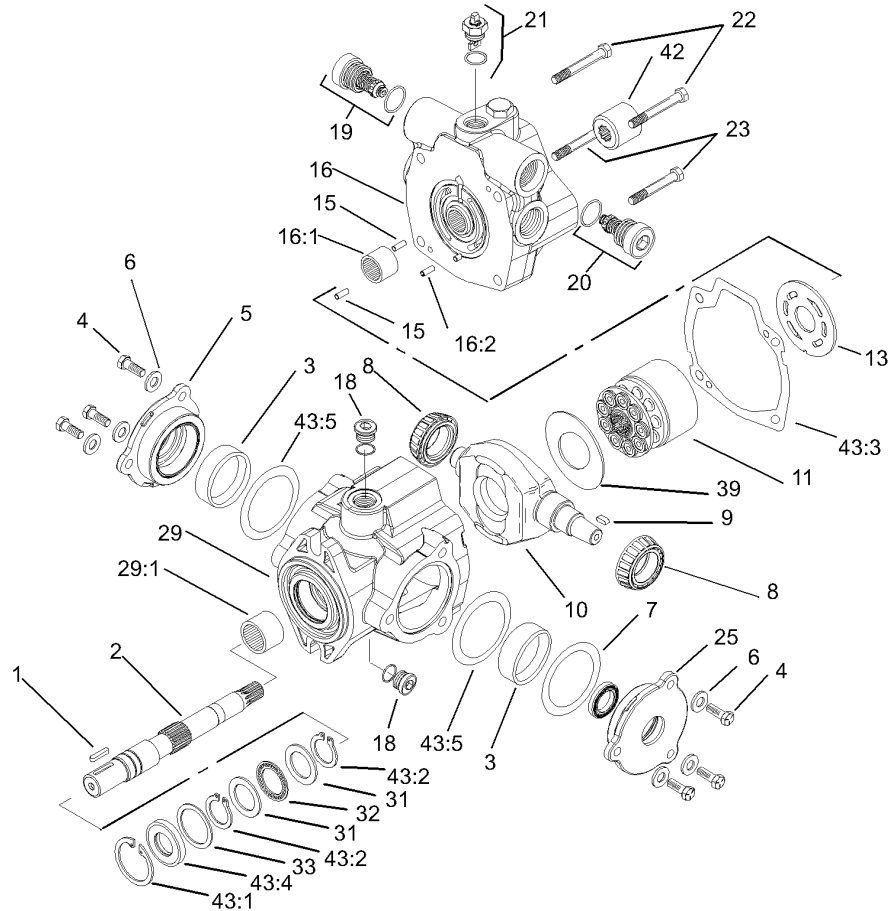
Ref	Part No.	Qty.	Description
1		1	Tandem Pump ASM
1:1	104-4890	1	Pump-Piston
1:2	95-8601	1	Pump-Gear
1:3	60-3520	1	O-Ring
1:4	3256-24	2	Washer-Flat
1:5	3274-1	2	Screw-HSH
2	340-8	1	Adapter
2:1	237-65	1	O-Ring
2:2	237-81	1	O-Ring
3	323-8	2	Screw-HH
4	3296-39	2	Nut-Lock, NI
5	340-105	1	Fitting-HYD, 90 DEG
5:1	237-80	1	O-Ring
5:2	237-30	1	O-Ring
6	340-139	1	Fitting-HYD, 90 DEG
6:1	237-81	1	O-Ring
6:2	237-65	1	O-Ring
7	340-18	1	Fitting-HYD, 90 DEG
7:1	237-79	1	O-Ring
7:2	237-22	1	O-Ring
8	340-77	1	Fitting-HYD, 90 DEG
8:1	237-22	1	O-Ring
8:2	237-42	1	O-Ring
9	56-9530	1	Fitting-HYD, 90 DEG

Ref	Part No.	Qty.	Description
9:1	237-117	1	O-Ring
10	80-6990	3	Washer-Hardened
11	105-1214	1	Hose ASM
12	104-4845	1	Hose-Suction
13	32128-54	1	Nut-HF
14	99-3529	1	Shaft-Pivot, Idler
15	302-5	1	Fitting-Grease
16	32128-21	1	Nut-HF
17	32151-36	1	Ring-Retaining
18	323-10	1	Screw-HH
19	74-1810	2	Washer
20	95-8802	1	Pulley-Idler
21	95-8806	1	Spacer
22	95-8917	1	Spring-Torsion
23	99-3623-03	1	Arm-Idler
24	2412-34	1	Clamp-Hose
25	32128-43	4	Nut-Flange
26	323-19	2	Screw-HH
27	3234-11	4	Screw-HHF
28	99-3436-03	1	Support-Pump
29	99-3440	2	Spacer
30	33114-060	4	Screw-HH
31	87-8640	3	Washer-Flat
33	95-8933-03	1	Plate-Mount, Pump



### Hydrostat Assembly (continued)

Ref	Part No.	Qty.	Description
34	95-8941	4	Spacer-Mount, Pump
35	93-6841	1	Pulley
36	321-13	3	Screw-HH
37	3253-3	3	Washer-Lock
38	93-6842	1	Bushing-Lock, Taper
38:1	3245-36	1	Screw-Set, HSH
39	95-8730	1	V-Belt
40	70-2041	1	Trim
41	100-4852	2	Washer-Hardened
42	99-3631	2	Bushing-Flange

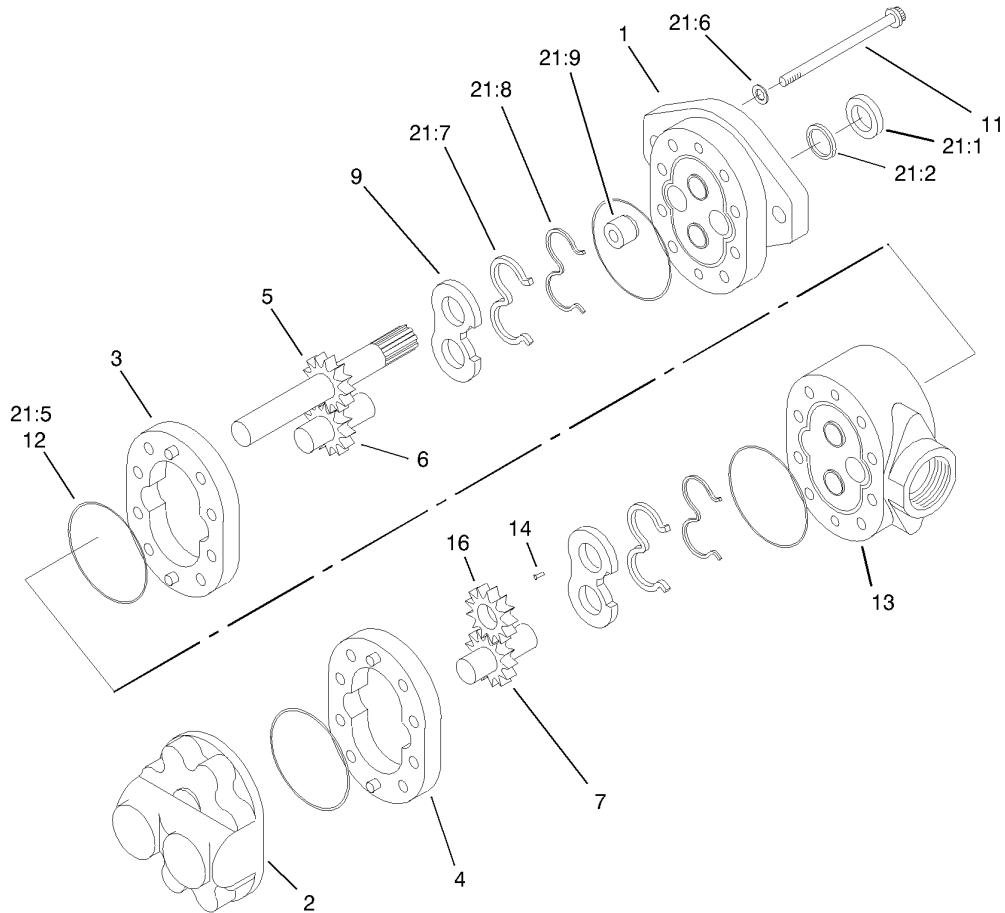


## Piston Pump Assembly No. 104-4890

Ref	Part No.	Qty.	Description
1	94-3645	1	Key
2	94-6359	1	Shaft-Drive
3	104-4046	2	Bearing-Cup
4	98-4640	6	Screw-Cap
5	98-4644	1	Plate-Cover
6	105-9762	6	Washer
7	100-3182	2	Shim Kit
8	98-4639	2	Bearing-Cone
9	94-3646	1	Key
10	104-4888	1	Swashplate
11	76-6070	1	Rotating Kit
13	104-0429	1	Plate-Cam
15	76-6150	2	Pin-Dowel
16	105-3813	1	Endcover Sub ASM
16:1	94-6368	1	Bearing
●16:2		1	Pin-Roll
18	74-9280	2	Plug ASM
19	104-4889	1	Relief Valve ASM
20	105-3812	1	Valve-Check
21	105-3811	1	Valve-Bypass
22	76-6170	2	Capscrew
23	76-6160	2	Capscrew
25	98-4645	1	Plate-Cover
29	100-3176	1	Housing ASM

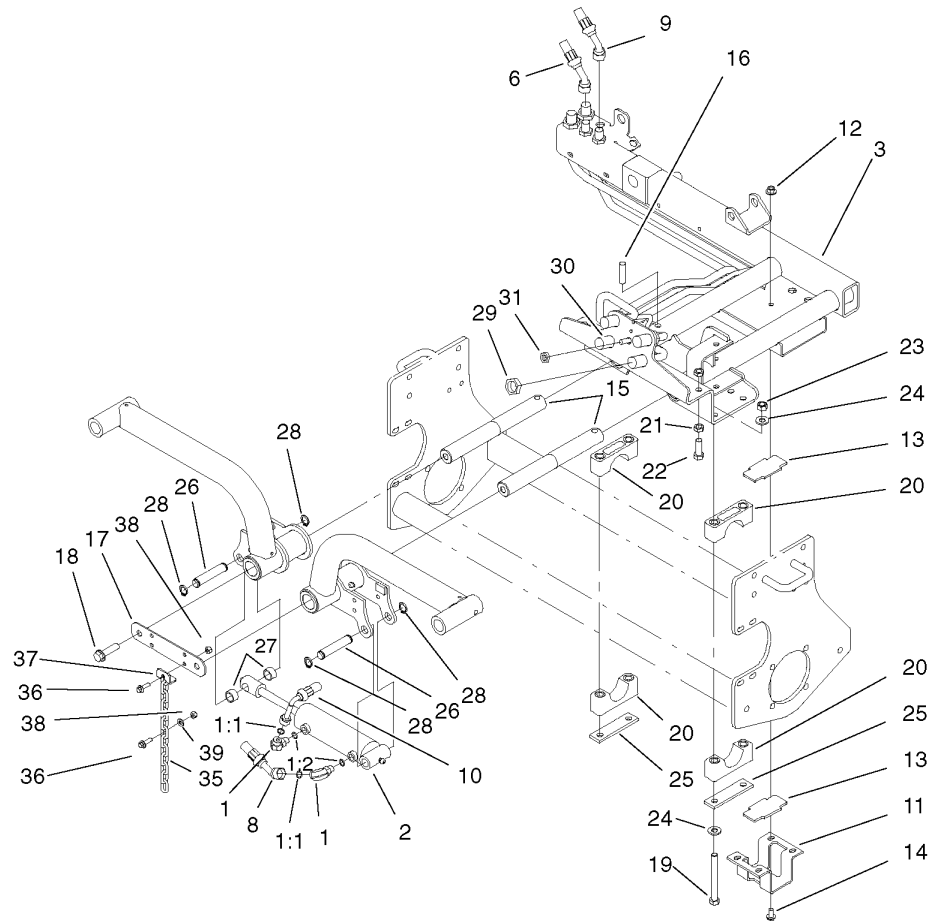
Ref	Part No.	Qty.	Description
29:1	94-6363	1	Bearing
31	252-71	2	Washer-Thrust
32	252-66	1	Bearing-Thrust
33	33-3720	1	Washer
39	98-4635	1	Insert-Plate, Cam
42	74-9040	1	Coupler
●43	104-4868	1	Seal Repair Kit
43:1	32151-13	1	Ring-Retaining
43:2	32151-29	1	Ring-Retaining
43:3	33-4930	1	Gasket-Housing
43:4	104-4861	1	Seal-Shaft
43:5	100-3179	1	O-Ring





### Gear Pump Assembly No. 95-8601

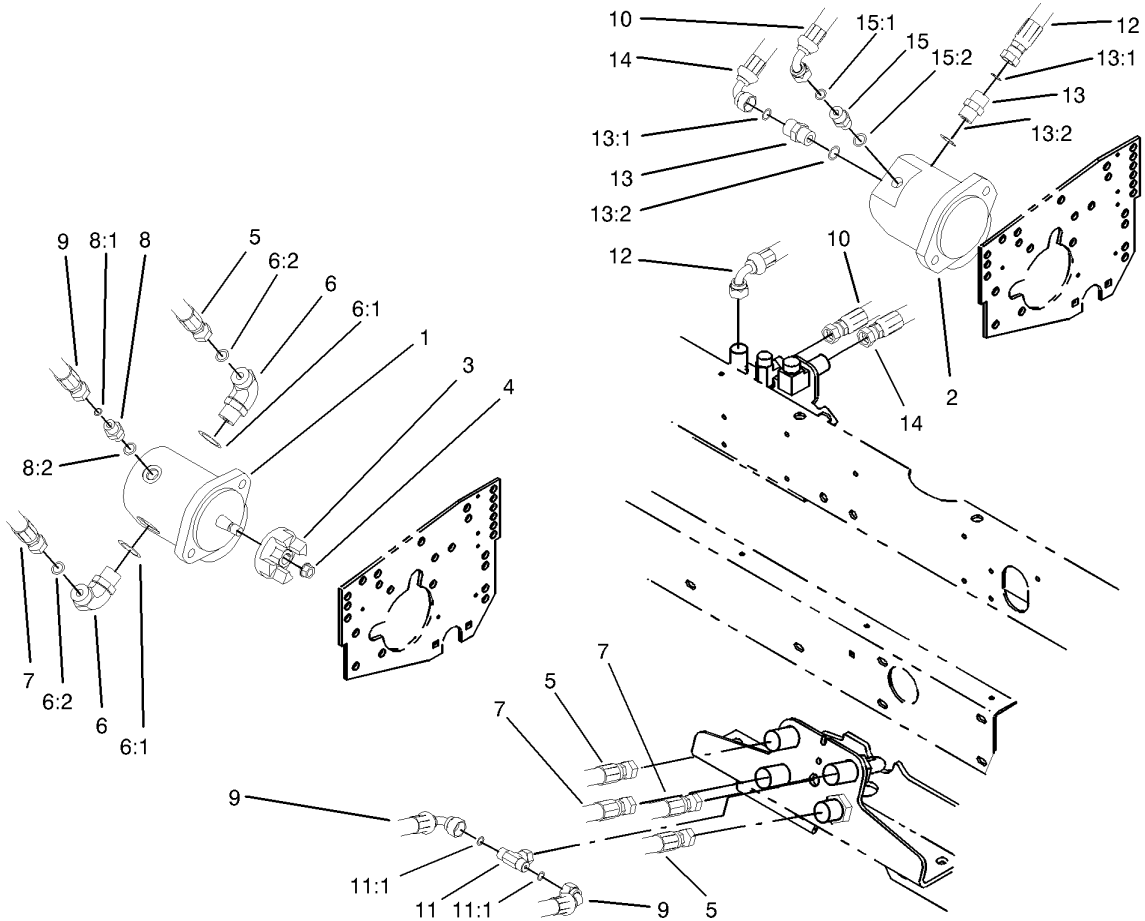
Ref	Part No.	Qty.	Description
②1		1	Plate-Front
②2		1	Plate-Back
②3		1	Body
4	95-4364	1	Body
②5		1	Gear-Drive
②6		1	Gear-Idler
7	95-4366	1	Gear-Idler
9	95-4368	2	Plate-Wear
11	94-8158	8	Screw-Cap
②12		4	Seal-Dust
②13		1	Plate-Adapter
②14		1	Key
16	95-4373	1	Gear-Fit, Slip
①21	94-8161	1	Seal Repair Kit
21:1	49-2640	1	Seal-Shaft
21:2	60-5890	1	Washer
②21:5		4	Seal-Dust
21:6	94-8160	4	Washer
21:7	95-4369	2	Seal-Pressure
21:8	95-4367	2	Gasket-Backup
21:9	94-3011	1	Plug



### Carrier Assembly

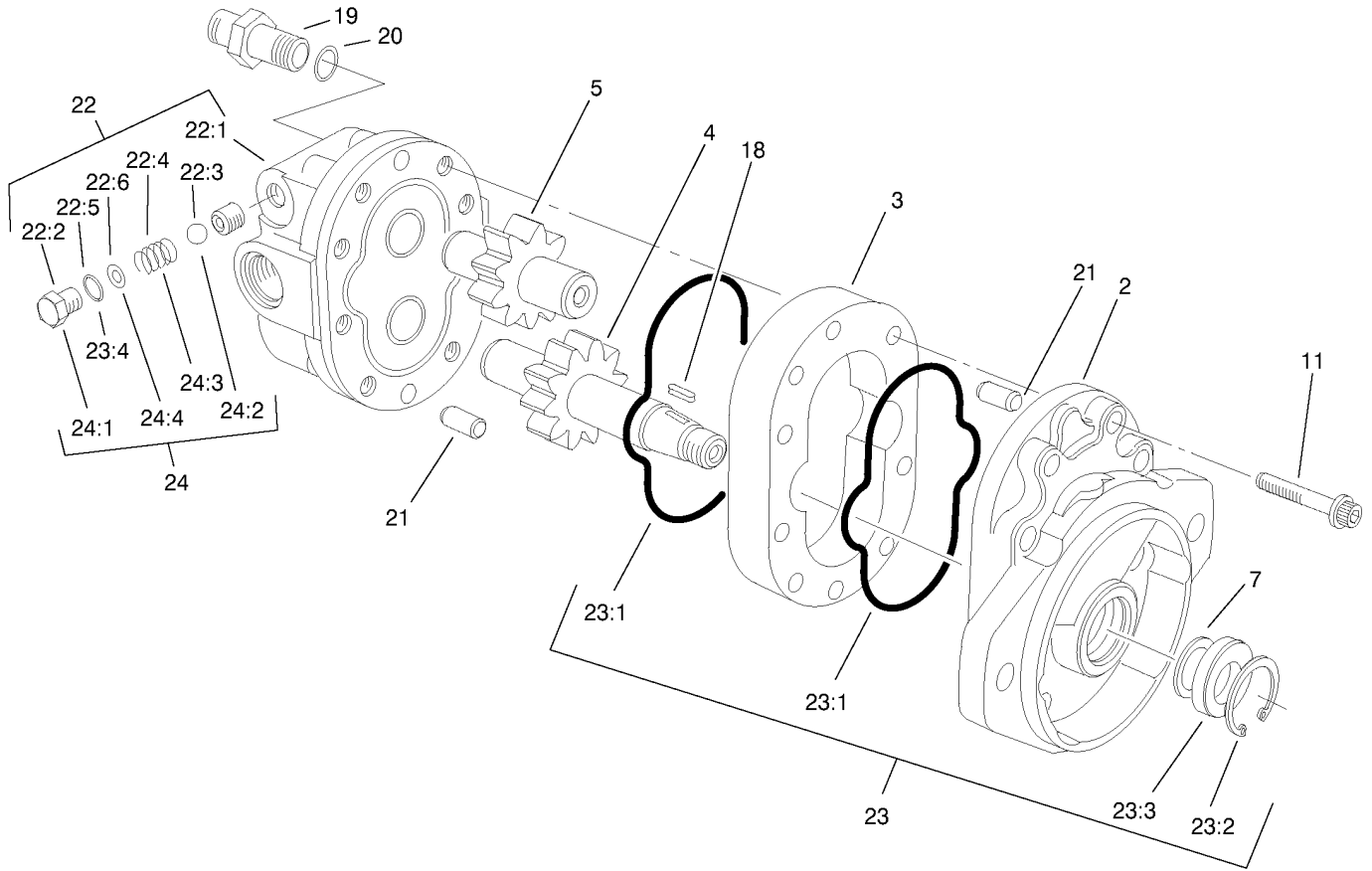
Ref	Part No.	Qty.	Description
1	340-77	2	Fitting-HYD, 90 DEG
1:1	237-22	1	O-Ring
1:2	237-42	1	O-Ring
2	95-8978	1	Cylinder-HYD
3	100-4930-03	1	Carrier ASM
6	99-3575	1	Hose ASM
8	99-3439	1	Hose ASM
9	99-3579	1	Hose ASM
10	95-8840	1	Hose ASM
11	95-8904-03	1	Bracket-Clamp
12	32128-43	4	Nut-Flange
13	95-8538	1	Slide-Plastic
14	3234-1	4	Screw-HHF
15	95-8531	2	Shaft-Pivot, Liftarm
16	32121-122	2	Pin-Roll
17	95-8532-03	1	Link-Shaft, Pivot
18	3234-27	2	Screw-Flange
19	325-19	4	Screw-HH
20	95-8884	4	Clamp
21	3218-5	4	Nut-Jam
22	325-6	2	Screw-HH
23	3296-23	4	Nut-Lock, NI
24	87-7270	8	Washer-Thrust
25	99-3373	2	Bar-Support, Slide

Ref	Part No.	Qty.	Description
26	95-8575	2	Pin
27	75-9590	2	Spacer-Cylinder
28	32120-93	4	Ring-Retaining, EXT
29	340-74	4	Locknut-Bulkhead
30	94-1319	1	Tube-HYD
31	340-78	1	Nut-Lock, Bulkhead
35	98-7981	2	Chain-Link, Straight
36	3234-17	4	Screw-HHF
37	99-3550	2	Clip-Link
38	3296-29	4	Nut-Lock, NI
39	3256-23	2	Washer-Flat
●99	3290-379	3	Tie-Cable
●99	3290-378	1	Tie-Cable



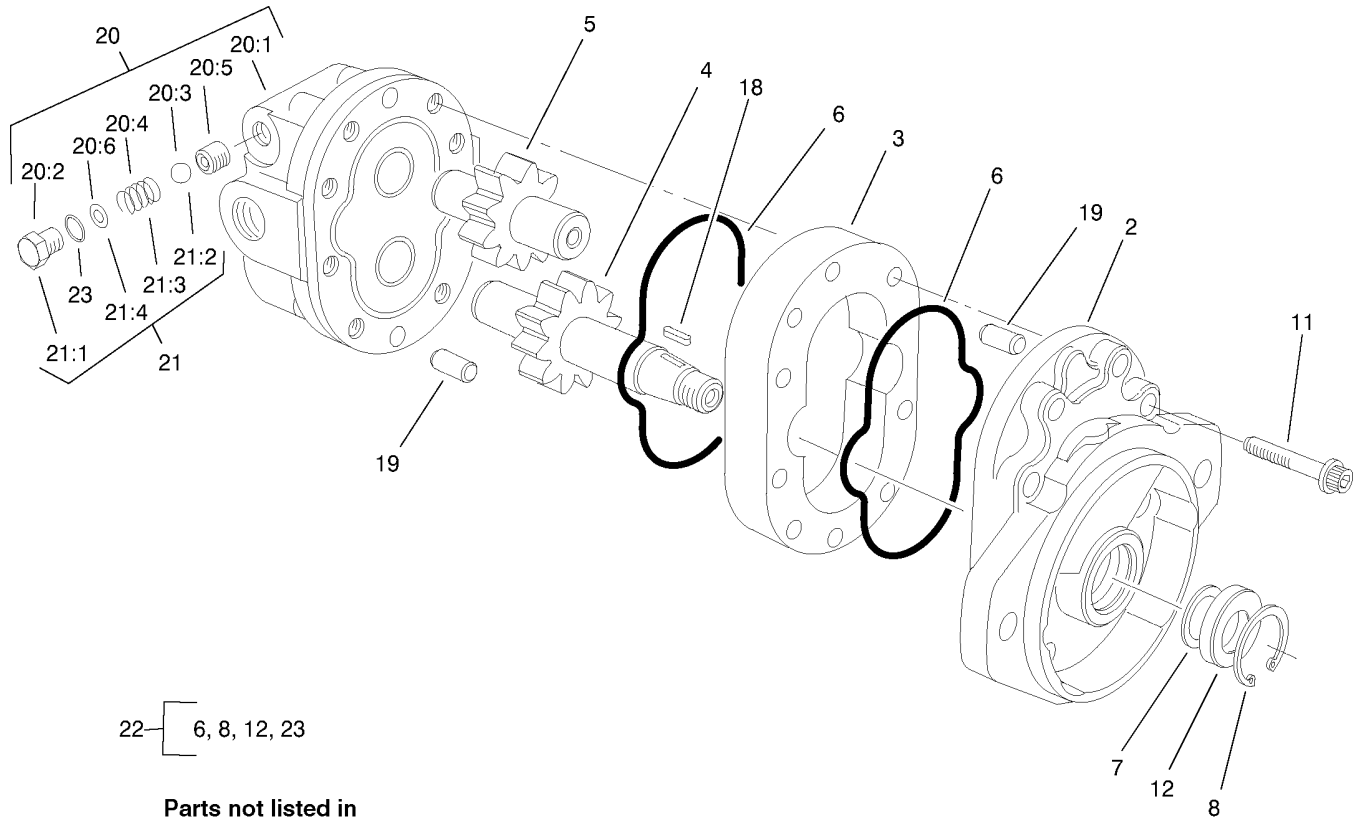
## Reel Motor Assembly

Ref	Part No.	Qty.	Description
1	104-4884	2	Motor-Gear
2	104-5164	1	Motor-Gear
3	93-8823	3	Coupler-Motor, Reel
4	32128-48	3	Nut-Lock, HHF
5	95-8836	2	Hose ASM
6	340-105	4	Fitting-HYD, 90 DEG
6:1	237-80	1	O-Ring
6:2	237-30	1	O-Ring
7	95-8835	2	Hose ASM
8	340-1	2	Adapter
8:1	237-21	1	O-Ring
8:2	237-42	1	O-Ring
9	95-8837	2	HYD Hose ASM
10	95-8828	1	Hose-HYD
11	99-3477	1	Fitting-Tee
11:1	237-42	2	O-Ring
12	95-8826	1	Hose ASM
13	340-6	2	Fitting-HYD, Straight
13:1	237-30	1	O-Ring
13:2	237-80	1	O-Ring
14	95-8827	1	Hose ASM
15	340-2	1	Fitting-HYD, Straight
15:1	237-22	1	O-Ring
15:2	237-42	1	O-Ring

## Motor Gear Assembly No. 104-4884

Ref	Part No.	Qty.	Description
22		1	Front Plate ASM
3	94-3603	1	Motor Body ASM
4	94-3602	1	Drive Gear ASM
5	94-3601	1	Idler Gear ASM
7	60-5890	1	Washer
11	94-3600	6	Capscrew
18	94-3606	1	Key
19	104-4830	4	Bolt-Stud
20	60-6410	4	O-Ring
21	42-2010	2	Pin-Dowel
22	94-3604	1	Backplate ASM
23	93-1413	1	Seal Kit
23:1	59-8420	2	Ring
23:2	59-8320	1	Ring-Retaining
23:3	66-5710	1	Seal-Shaft
23:4		2	Seal-Dust
24	92-9260	1	Relief Valve Kit
24:1		2	Plug
24:2		2	Ball
24:3		2	Spring
24:4		2	Shim

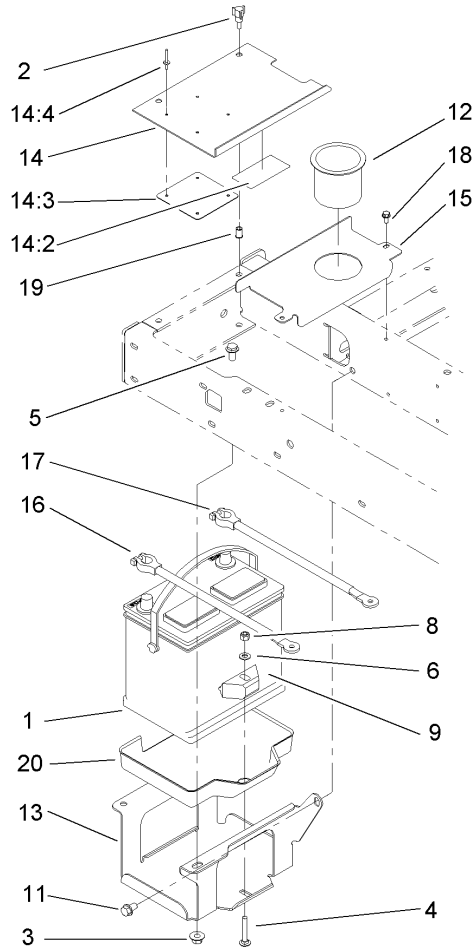


22 — 6, 8, 12, 23

Parts not listed in partlist are not serviced separately.

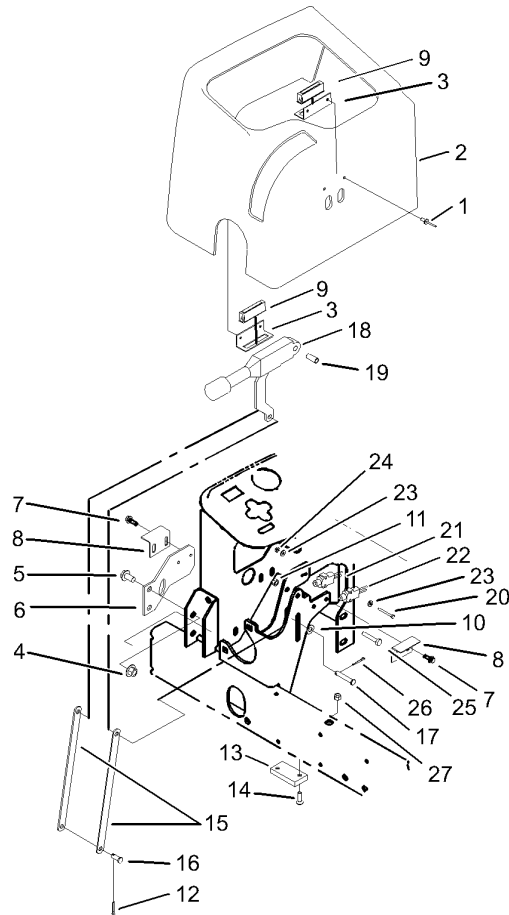
## Motor Gear Assembly No. 104-5164

Ref	Part No.	Qty.	Description
2		1	Front Plate ASM
3	94-3603	1	Motor Body ASM
4	94-3602	1	Drive Gear ASM
5	94-3601	1	Idler Gear ASM
6	59-8420	2	Ring
7	60-5890	1	Washer
8	59-8320	1	Ring-Retaining
11	94-3600	6	Capscrew
12	66-5710	1	Seal-Shaft
18	94-3606	1	Key
19	42-2010	2	Pin-Dowel
20	94-3605	1	Backplate ASM
20:1		1	Backplate
20:2		2	Plug
20:3		2	Ball
20:4		2	Spring
20:5		2	Seat
20:6		2	Shim
21	92-9260	1	Relief Valve Kit
21:1		2	Plug
21:2		2	Ball
21:3		2	Spring
21:4		2	Shim
22	93-1413	1	Seal Kit



## Battery Assembly

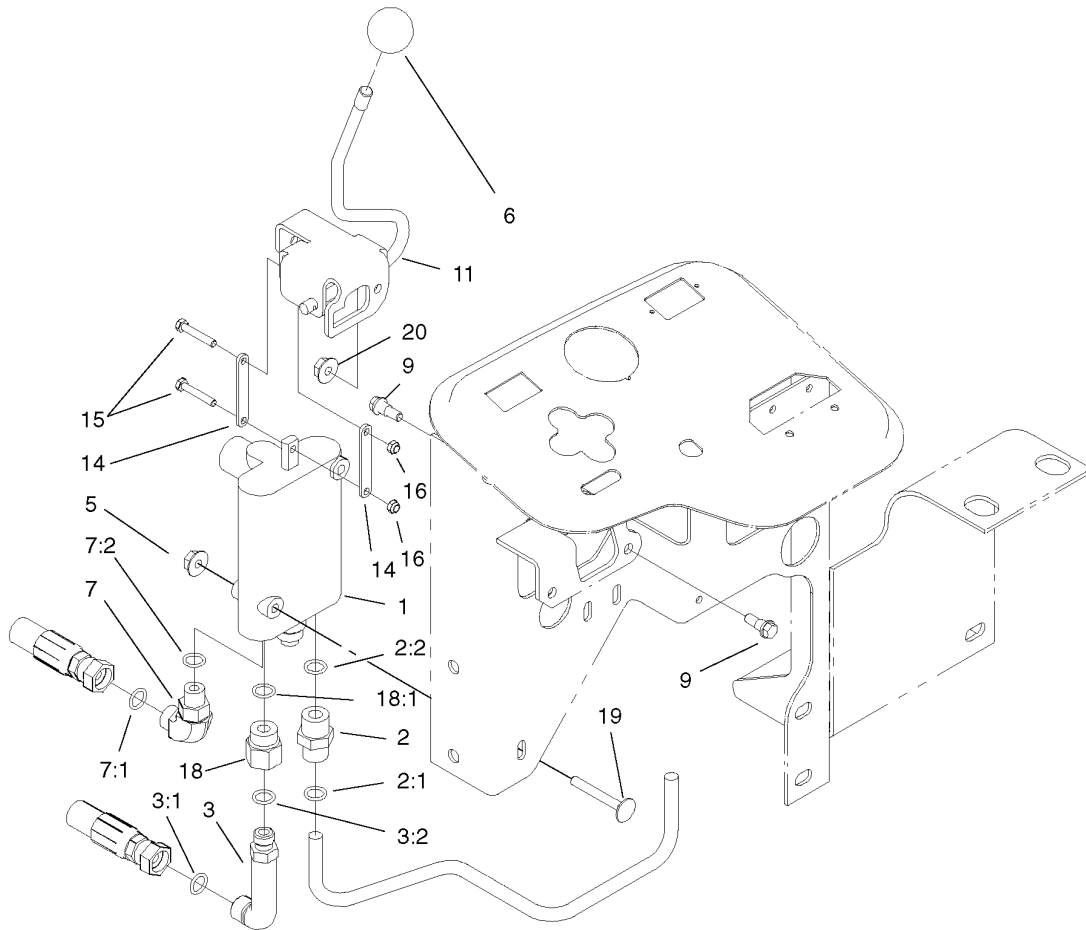
Ref	Part No.	Qty.	Description				
1	104-9979	1	Battery				
2	233-70	2	Knob-Star, Three				
3	32128-43	3	Nut-Flange				
4	3230-6	1	Screw-CARR				
5	3234-1	3	Screw-HHF				
6	3256-23	1	Washer-Flat				
8	3296-29	1	Nut-Lock, NI				
9	66-2490	1	Retainer-Battery				
11	32144-15	1	Screw-HHFTF				
12	94-1410	1	Holder-Can, Beverage				
13	95-8796-03	1	Support-Battery				
14	99-3602	1	Battery Cover ASM				
14:2	93-7276	1	Decal-Danger				
14:3	87-7620	1	Shield-Terminal, Battery				
14:4	3269-27	4	Rivet-Snap				
15	95-8817-01	1	Cover-Battery, Inner				
16	95-8853	1	Cable-Battery, Positive				
17	95-8854	1	Cable-Battery, Negative				
18	32144-4	2	Screw-HWH				
19	32148-6	2	Insert-Nut				
20	99-3513	1	Tray-Battery				



### Parking Brake Assembly

Ref	Part No.	Qty.	Description
1	3269-5	4	Rivet
2	95-8707	1	Cover-Dash
3	95-8763	2	Bracket-Hold Down, Cover
4	32128-43	2	Nut-Flange
5	3234-1	2	Screw-HHF
6	95-8764-03	1	Support-Magnet
7	32144-10	4	Screw-HWH
8	95-8765	2	Bracket-Strike, Magnet
9	58-4250	2	Catch-Magnetic
10	3256-23	1	Washer-Flat
11	3296-42	1	Nut-Lock, NI
12	3272-10	1	Pin-Cotter
13	95-8684	1	Pad-Bumper
14	3289-4	2	Screw-FH
15	104-4628-03	2	Link-Brake, Parking
16	283-62	1	Pin-Clevis
17	94-3829	1	Pin-Clevis
18	104-4817	1	Lever-Brake
19	87-4710	1	Spacer-Brake, Parking
20	32105-21	2	Screw-HH
21	95-8900	1	Switch
22	99-3410	1	Switch
23	3256-21	4	Washer-Flat
24	3296-9	2	Nut-Lock

Ref	Part No.	Qty.	Description
25	321-10	1	Screw-HH
26	3272-6	1	Pin-Cotter
27	32128-32	2	Nut-HHF

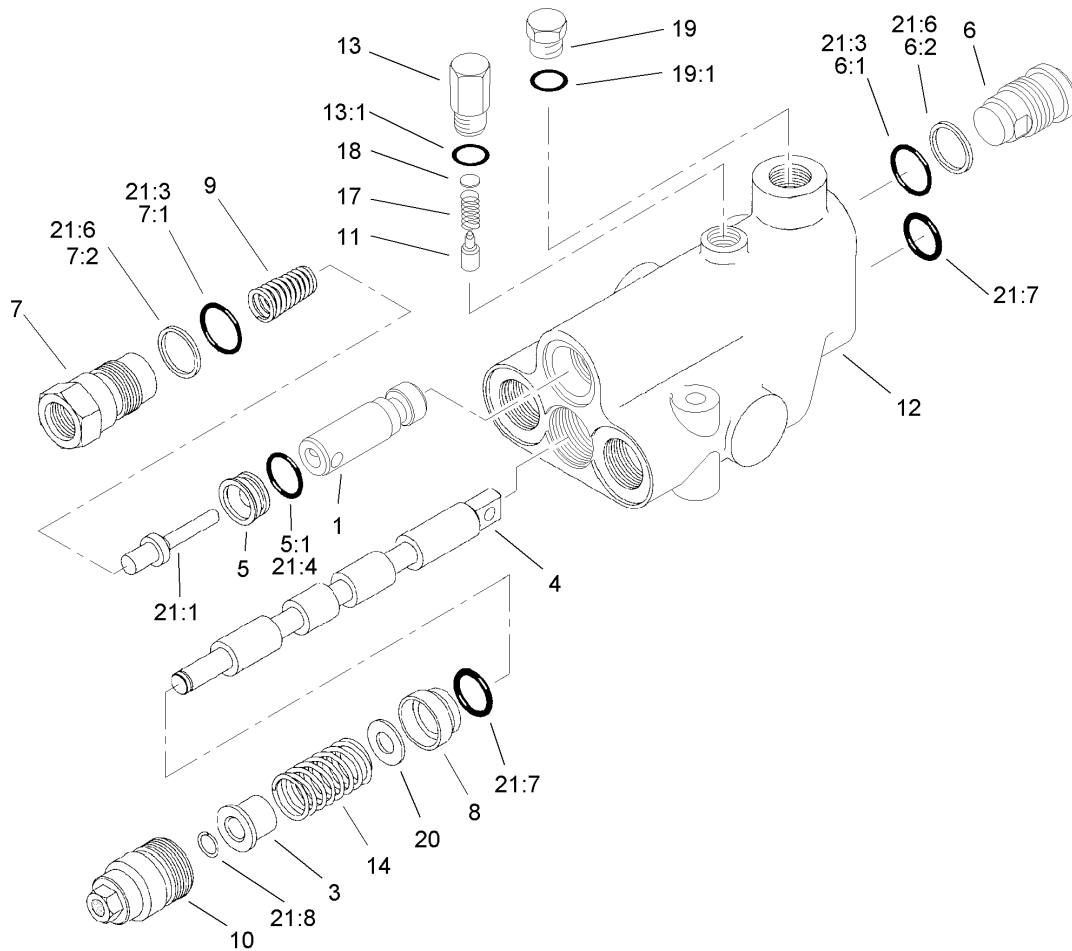


## Control Valve Assembly

Ref	Part No.	Qty.	Description
1	95-8689	1	Valve ASM
2	340-3	1	Adapter
2:1	237-22	1	O-Ring
2:2	237-79	1	O-Ring
3	69-4320	1	Fitting-HYD, 90 DEG
3:1	237-22	1	O-Ring
3:2	237-42	1	O-Ring
5	32128-33	2	Nut-HF
6	233-42	1	Knob
7	340-77	1	Fitting-HYD, 90 DEG
7:1	237-22	1	O-Ring
7:2	237-42	1	O-Ring
9	42-3560	2	Bolt-Shoulder
11	95-8692	1	Lever ASM
14	95-8634	2	Link
15	87-5150	2	Bolt
16	87-5140	2	Nut-Lock
18	353-397	1	Reducer-Adapter
18:1	237-79	1	O-Ring
19	3230-33	2	Screw-CARR
20	32128-32	2	Nut-HHF

--	--	--	--

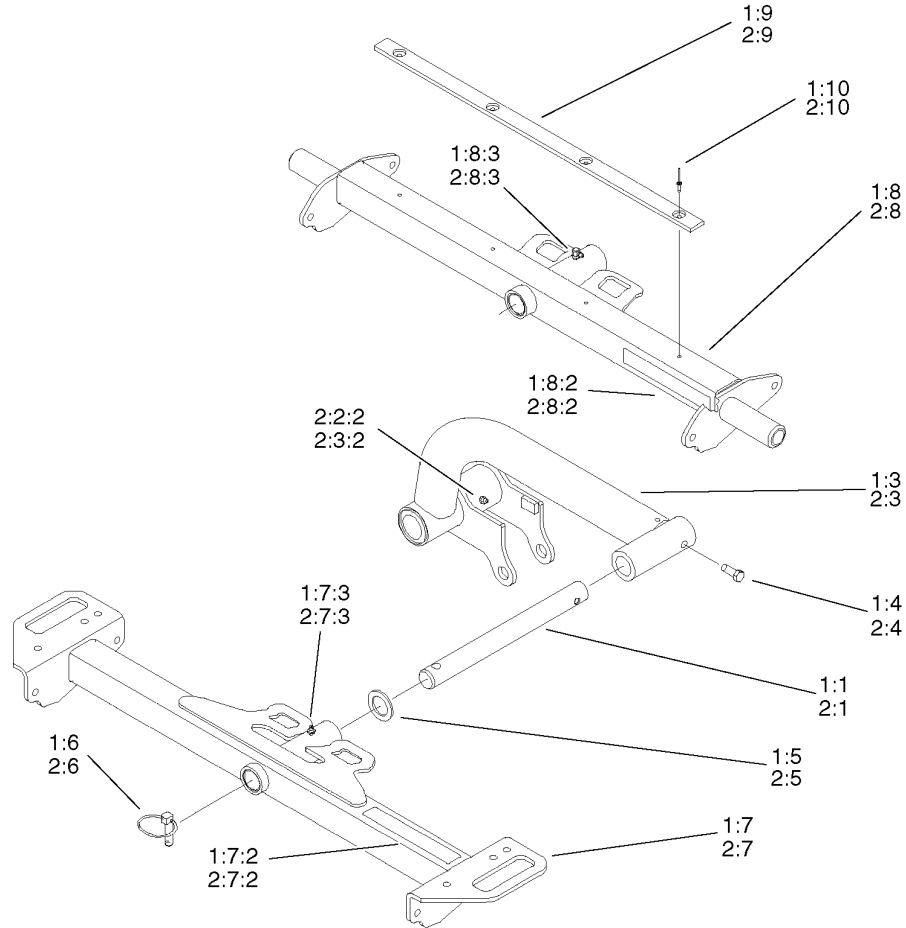




## Control Valve Assembly No. 95-8689

Ref	Part No.	Qty.	Description
1	99-3586	1	Plunger
3	58-6310	1	Spacer
24		1	Spool
5	58-6330	1	Seat
5:1	58-6340	1	O-Ring
6	58-6350	1	Plug
6:1	60-5720	1	O-Ring
6:2	58-6370	1	Washer
7	69-1800	1	Plug ASM
7:1	60-5720	1	O-Ring
7:2	58-6370	1	Washer
8	58-6400	1	Bushing
9	69-1810	1	Spring
10	58-6420	1	Cap
11	99-3585	1	Detent-Plunger
12		1	Body
13	99-3588	1	Plug ASM
13:1	60-6410	1	O-Ring
14	99-3531	1	Spring
17	99-3587	1	Spring
18	60-6450	1	Disc
19	353-989	1	Plug-Hex, Hollow
19:1	237-42	1	O-Ring
20	65-2770	1	Washer

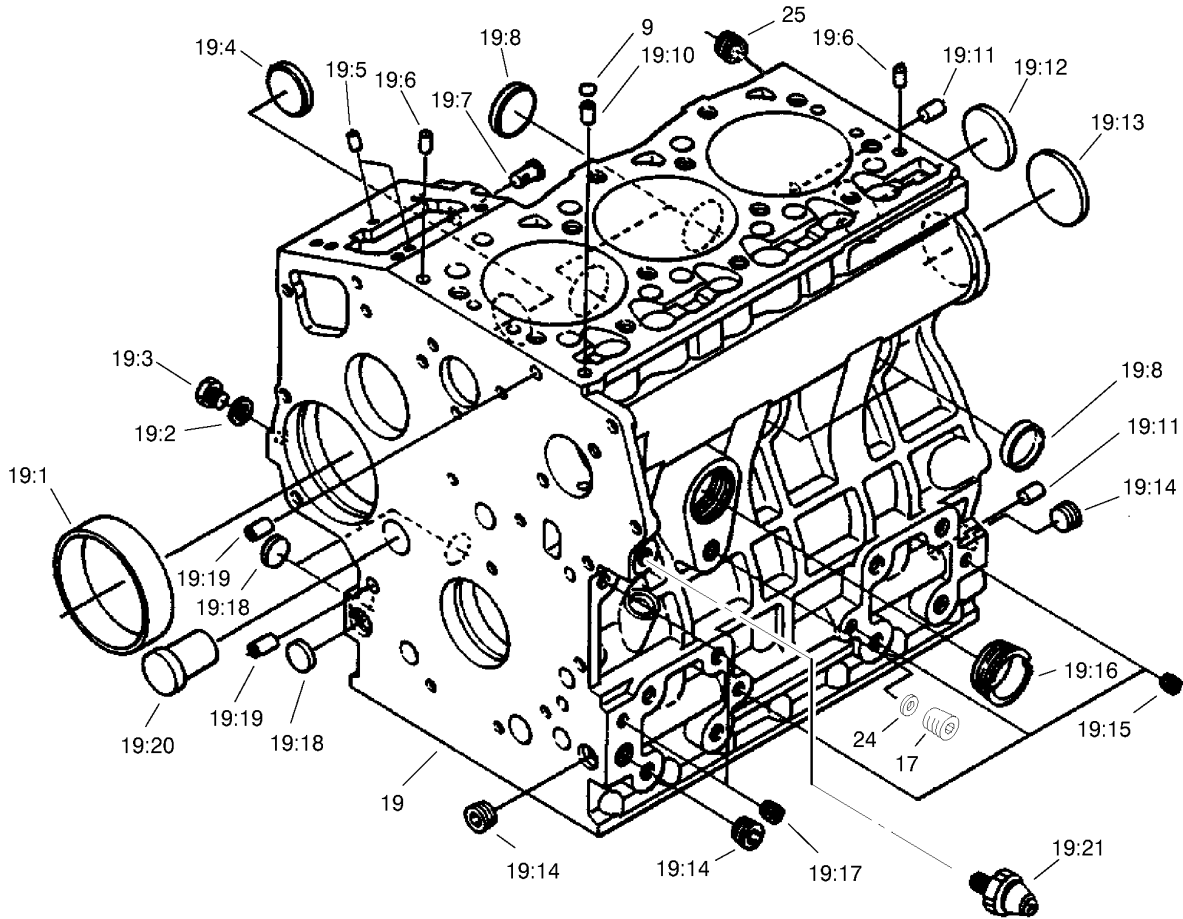
Ref	Part No.	Qty.	Description
21	99-3589	1	Seal Kit
21:1	58-6290	2	Poppet
21:3	60-5720	2	O-Ring
21:4	58-6340	2	O-Ring
21:6	58-6370	2	Washer
21:7	58-6450	2	O-Ring
21:8	58-6460	1	Ring-Retaining



### Lift Arm Kits

Ref	Part No.	Qty.	Description
1 2 1		1	27In Lift Arm Kit
1:1	95-8979	2	Shaft
1 1:2	95-8553	1	RH Short Lift Arm ASM
1:3	95-8554	1	LH Short Lift Arm ASM
1:4	323-6	2	Screw-HH
1:5	3-6781	2	Washer-Thrust
1:6	283-71	2	Pin-Lynch
1:7	99-3506	2	Front Carrier Frame ASM
1:7:2	94-3353	1	Decal-Point, Pinch
1:7:3	302-5	1	Fitting-Grease
1:8	99-3508	1	Rear Carrier Frame ASM
1:8:2	94-3353	1	Decal-Point, Pinch
1:8:3	302-60	1	Fitting-Grease, 90 DEG
1:9	95-8936	1	Strip-Wear
1:10	3269-18	4	Rivet-Pop
1 2 2		1	32In Lift Arm Kit
2:1	95-8979	2	Shaft
1 2:2	95-8550	1	RH Long Lift Arm ASM
2:2:2	302-5	1	Fitting-Grease
2:3	95-8551	1	LH Long Lift Arm ASM
2:3:2	302-5	1	Fitting-Grease
2:4	323-6	2	Screw-HH
2:5	3-6781	2	Washer-Thrust
2:6	283-71	2	Pin-Lynch

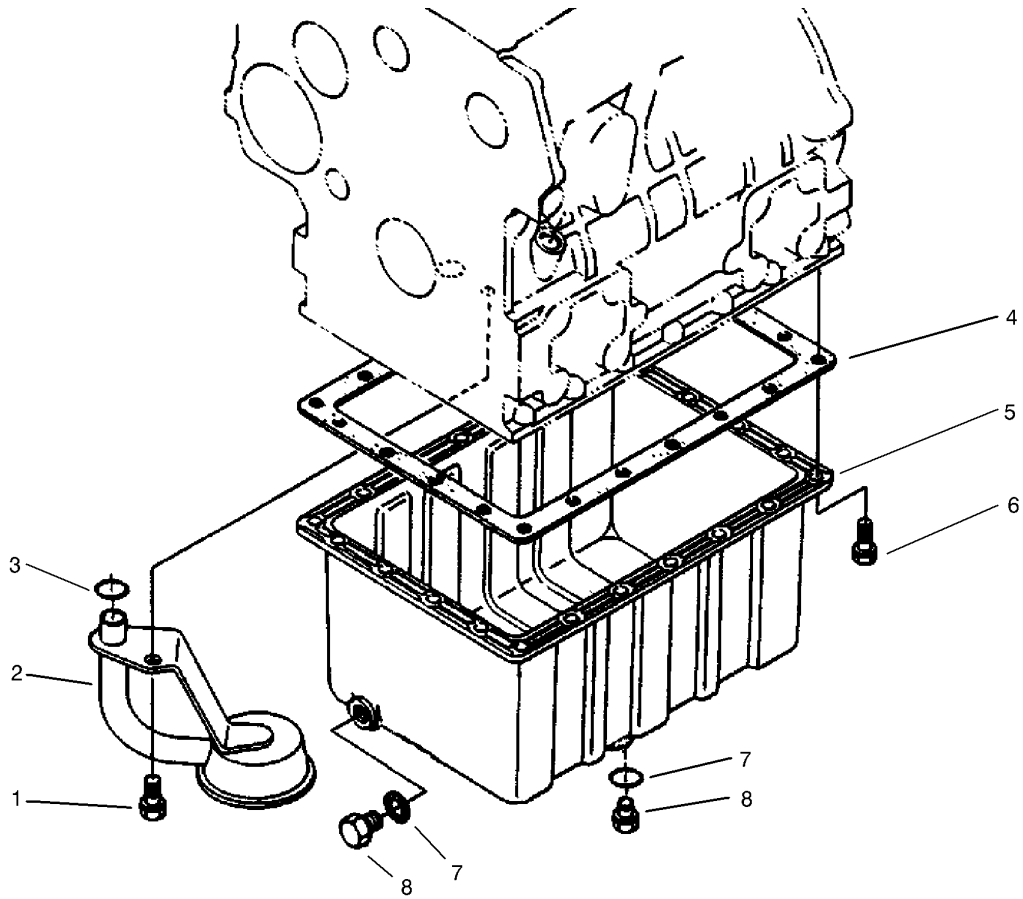
Ref	Part No.	Qty.	Description
2:7	99-3507	2	Front Carrier Frame ASM
2:7:2	94-3353	1	Decal-Point, Pinch
2:7:3	302-5	1	Fitting-Grease
2:8	99-3509	1	Rear Carrier Frame ASM
2:8:2	94-3353	1	Decal-Point, Pinch
2:8:3	302-60	1	Fitting-Grease, 90 DEG
2:9	95-8936	1	Strip-Wear
2:10	3269-18	4	Rivet-Pop



## Crankcase Assembly

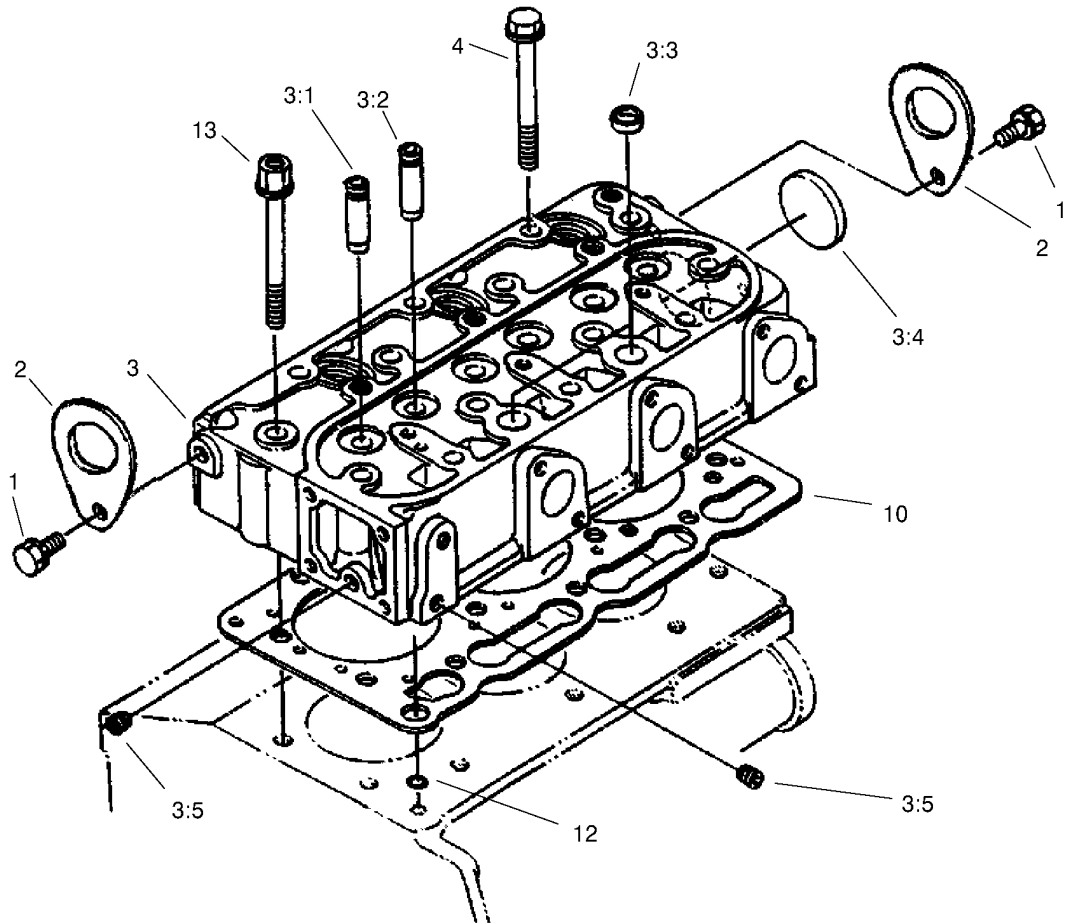
Ref	Part No.	Qty.	Description
9	98-7509	1	O-Ring
17	99-3447	1	Plug
19	98-9604	1	Crankcase ASM
19:1	98-9656	1	Bushing-Governor, Gear
19:2	98-7428	1	Gasket
19:3	98-7507	1	Plug
19:4	98-9599	1	Plug
19:5	98-9375	2	Pin-Straight
19:6	98-9376	2	Pin-Straight
19:7	98-9630	1	Pin-Spring, Start
19:8	98-9398	4	Cap-Sealing
19:10	98-9539	1	Pin-Pipe
19:11	98-9377	2	Pin-Straight
19:12	98-7540	1	Plug
19:13	98-9668	1	Plug
19:14	98-9597	3	Plug
19:15	98-7539	3	Cap-Sealing
19:16	98-9667	1	Plug
19:17	98-7487	2	Plug
19:18	98-9379	3	Plug
19:19	98-9387	2	Pin-Pipe
19:20	98-9675	1	Plug
19:21	98-9416	1	Switch-Oil
24	99-3445	1	Gasket

Ref	Part No.	Qty.	Description
25	98-9444	1	Plug



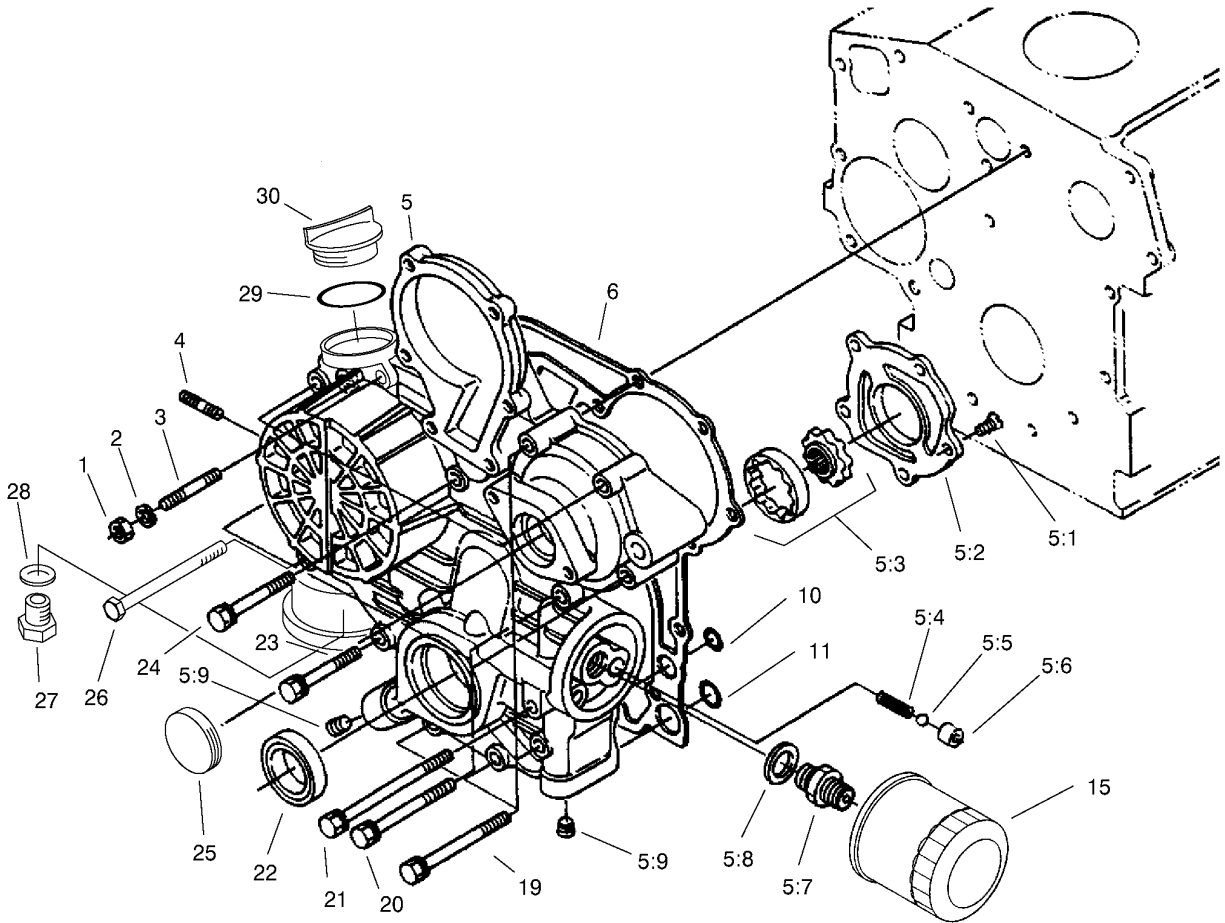
### Oil Pan Assembly

Ref	Part No.	Qty.	Description
1	98-7526	1	Bolt
2	98-9538	1	Filter-Oil
3	105-3776	1	O-Ring
4	98-9646	1	Gasket-Pan, Oil
5	98-9685	1	Drain-Oil
6	98-9350	22	Bolt
7	98-7524	2	Gasket
8	98-9386	2	Plug



## Cylinder Head Assembly

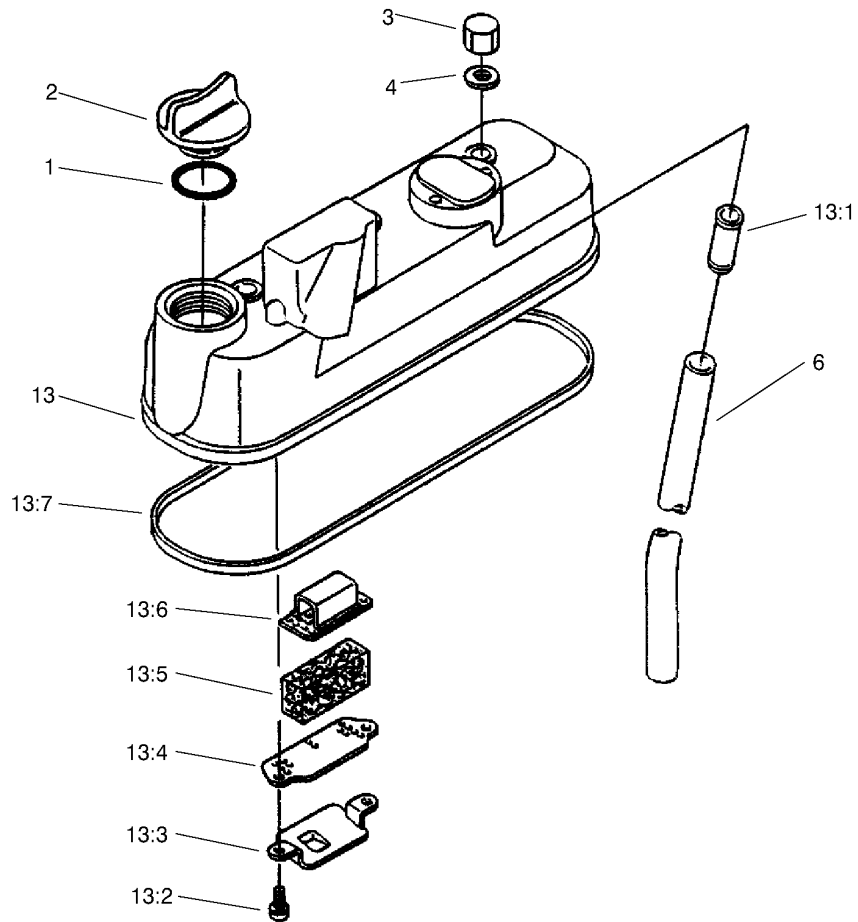
Ref	Part No.	Qty.	Description
1	100-9195	2	Bolt
2	98-7531	2	Hook-Engine
3	98-9460	1	Cylinder Head ASM
3:1	98-9499	3	Guide-Valve, Inlet
3:2	98-9500	3	Guide-Valve, Exhaust
3:3	98-9389	2	Cap-Sealing
3:4	98-9395	1	Cap-Sealing
3:5	98-7540	2	Plug
4	98-9479	12	Bolt-Head, Cylinder
10	98-9613	1	Gasket-Head, Cylinder
12	98-7509	1	O-Ring
13	98-9647	2	Bolt-Head, Cylinder



## Gear Case and Oil Filter Assembly

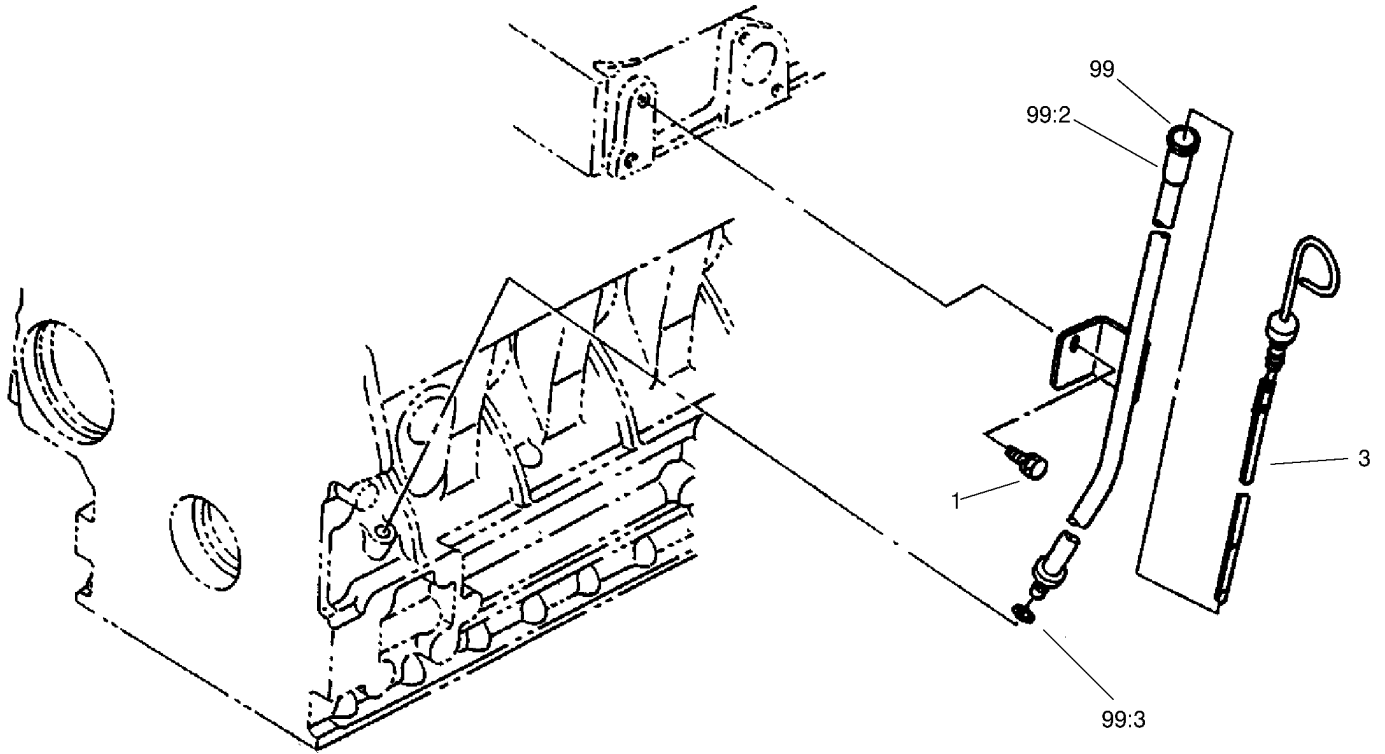
Ref	Part No.	Qty.	Description
1	98-7572	1	Nut
2	98-9367	1	Washer-Spring
3	98-9362	1	Stud
4	98-9363	2	Stud
5		1	Gear Case ASM
5:1	98-9592	5	Screw
5:2	105-3708	1	Cover-Pump, Oil
5:3	98-9540	1	Oil Pump Rotor ASM
5:4	98-9544	1	Spring
5:5	98-9380	1	Ball
5:6	98-9543	1	Seat-Valve
5:7	98-9388	1	Joint-Pipe
5:8	98-7562	1	Washer-Plain
5:9	98-9598	2	Plug
6	98-9633	1	Gasket-Case, Gear
10	98-9372	2	O-Ring
11	98-7547	2	O-Ring
15	98-9651	1	Filter-Oil
19	98-9356	2	Bolt
20	98-9355	4	Bolt
21	99-3510	2	Bolt
22	98-9482	1	Seal-Oil
23	98-9437	1	Bolt
24	98-7496	3	Bolt

Ref	Part No.	Qty.	Description
25	99-3515	1	Plug-Gearcase
26	99-3511	1	Bolt
27	99-3450	1	Plug
28	99-3451	1	Plug-Packing
29	99-3446	1	O-Ring
30	99-3449	1	Plug-Filler, Oil



## Head Cover Assembly

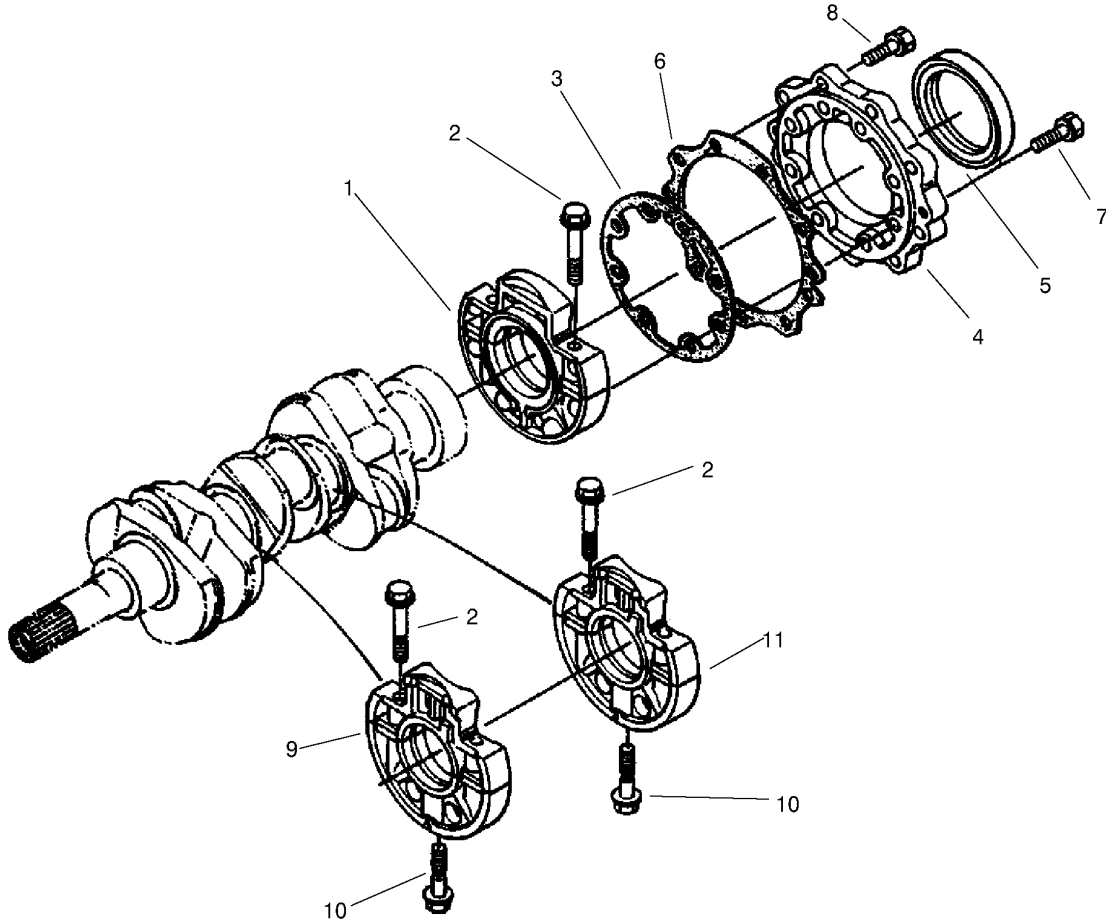
Ref	Part No.	Qty.	Description				
1	99-3446	1	O-Ring				
2	99-3449	1	Plug-Filler, Oil				
3	98-9455	3	Nut-Cap				
4	98-9454	3	Gasket				
6	98-9491	1	Pipe-Breather				
13	98-9614	1	Cylinder Head Cover ASM				
13:1	98-9492	1	Joint-Pipe, Breather				
13:2	98-9364	2	Screw (With Washer)				
13:3	98-9490	1	Shield-Oil, Breather				
13:4	98-9488	1	Plate-Element, Breather				
13:5	98-9493	1	Element-Breather				
13:6	98-9489	1	Plate-Element, Breather				
13:7	98-9615	1	Gasket-Cover, Head				



### Dipstick and Guide Assembly

Ref	Part No.	Qty.	Description
1	98-7453	1	Bolt
3	98-9670	1	Gauge-Oil
99	98-9672	1	Oil Gauge Guide ASM
99:2	98-9671	1	Guide-Gauge, Oil
99:3	98-9374	1	O-Ring

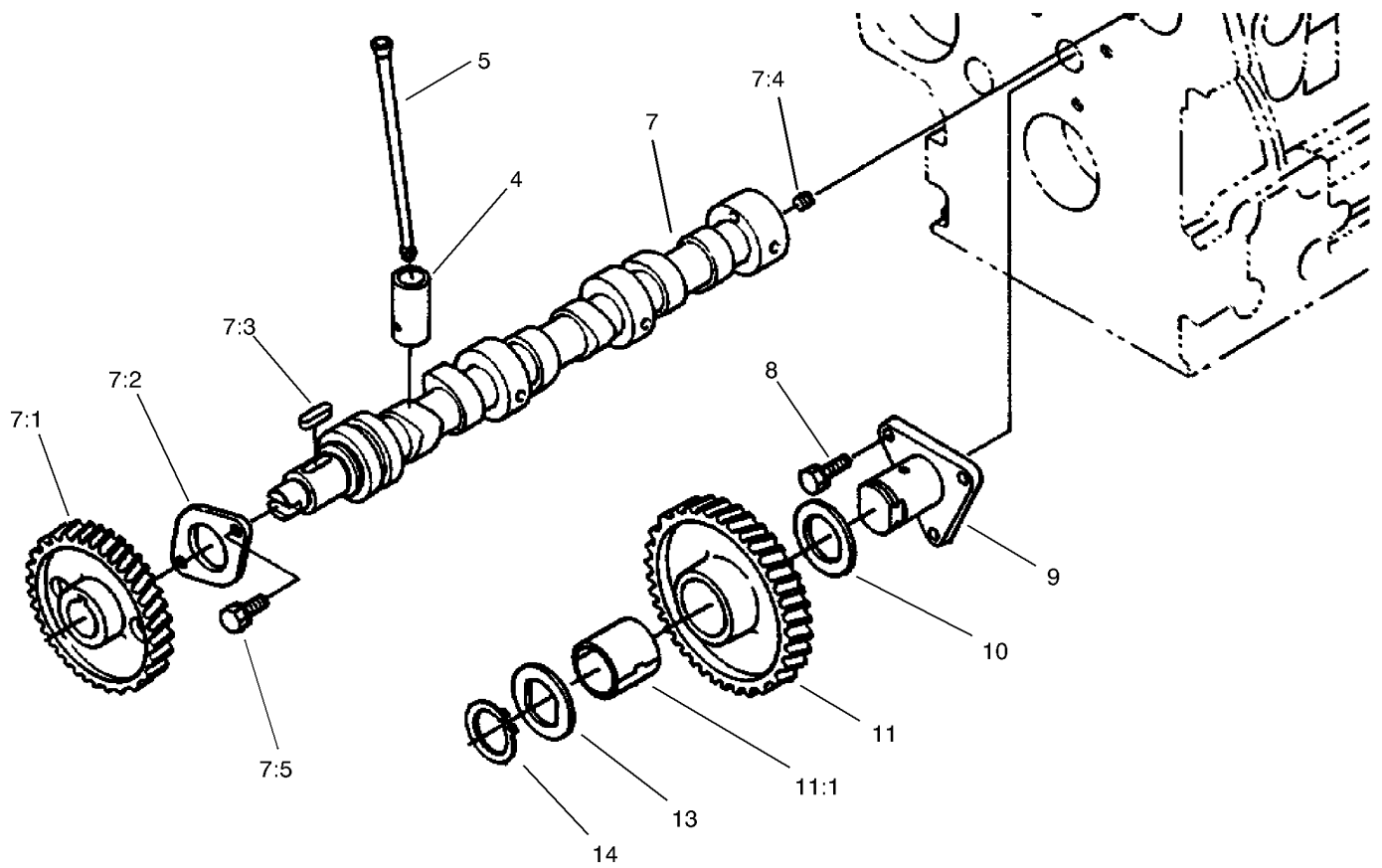


### Main Bearing Case Assembly

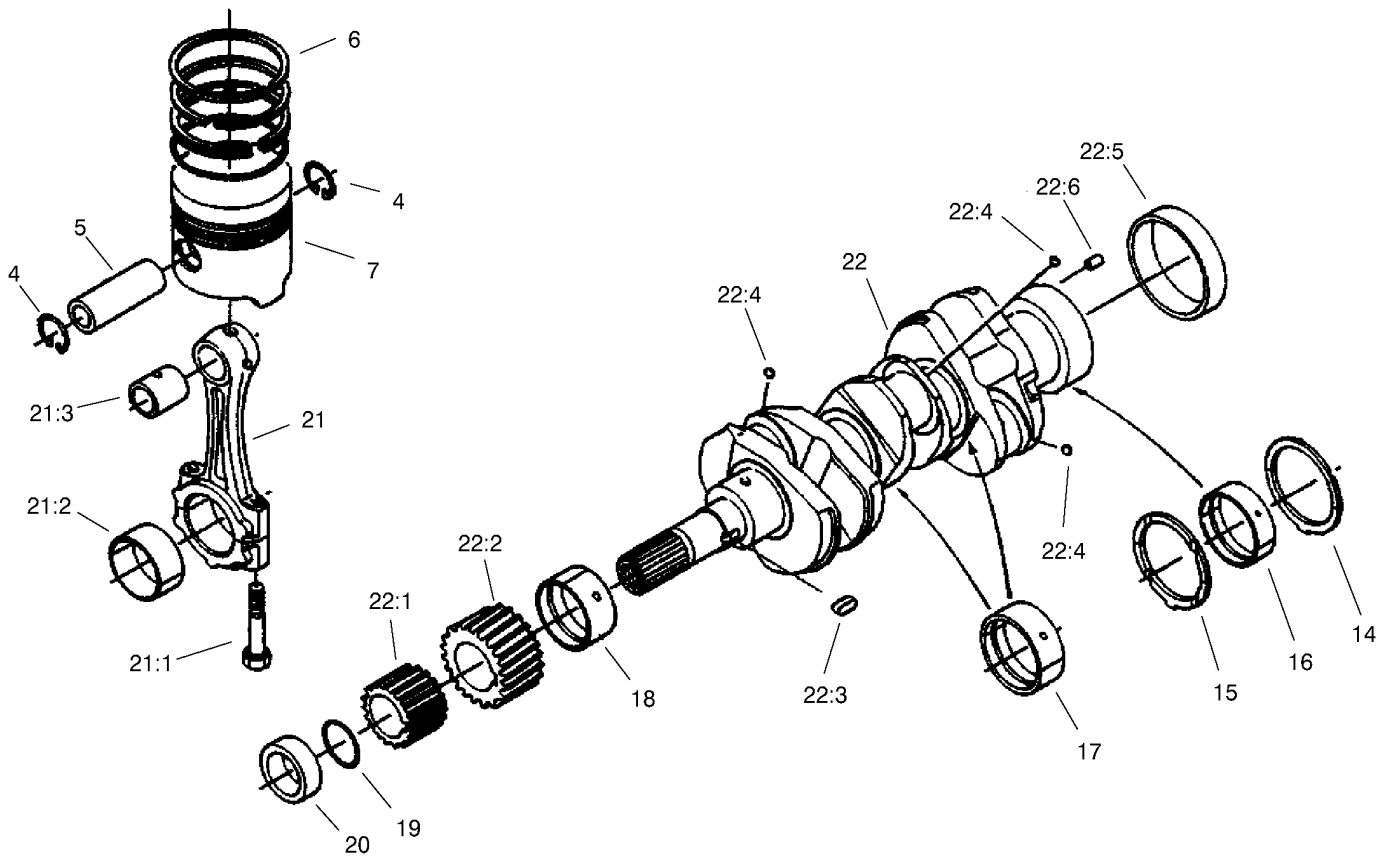
Ref	Part No.	Qty.	Description
1	98-9480	1	Main Bearing Case ASM
2	98-9484	6	Bolt-Case, Bearing
3	98-9634	1	Gasket-Case, Bearing
4	98-9487	1	Cover-Case, Bearing
5	98-9483	1	Seal-Oil
6	98-9635	1	Gasket-Cover, Bearing Case
7	98-9352	8	Bolt
8	98-7568	9	Bolt
9	98-9606	1	Main Bearing Case ASM
10	98-9485	2	Bolt-Case, Bearing
11	98-9607	1	Main Bearing Case ASM

--	--	--	--



### Camshaft Assembly

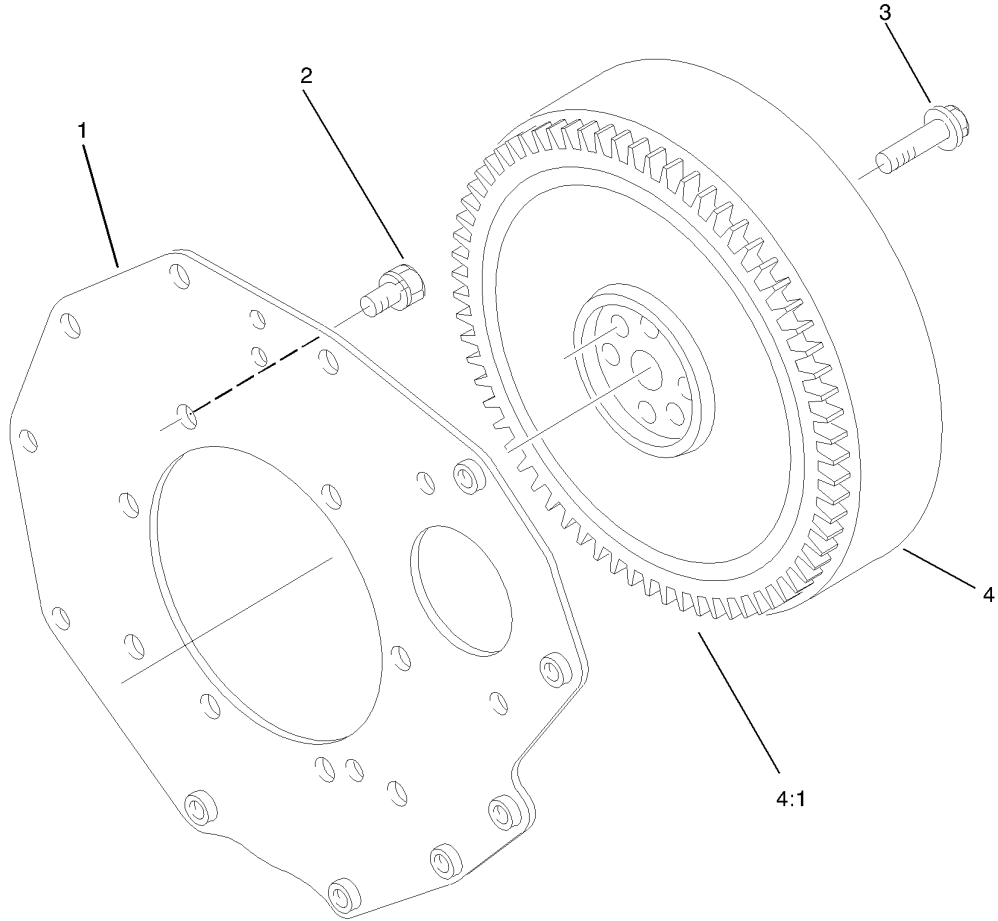
Ref	Part No.	Qty.	Description
4	98-9616	6	Tappet
5	98-9509	6	Rod-Push
7	98-9617	1	Camshaft ASM
7:1	98-9512	1	Gear-Cam
7:2	98-9510	1	Stopper-Camshaft
7:3	98-9378	1	Key-Feather
7:4	98-7449	1	Screw-Set
7:5	98-9351	2	Bolt
8	98-7692	3	Bolt
9	98-9533	1	Shaft-Gear, Idle
10	98-9535	1	Collar-Gear, Idle
11	98-9649	1	Idle Gear ASM
11:1	98-9650	1	Bushing-Gear, Idle
13	98-9536	1	Collar-Gear, Idle
14	98-9534	1	Clip-Circular, Idle Gear



## Piston and Crankcase Assembly

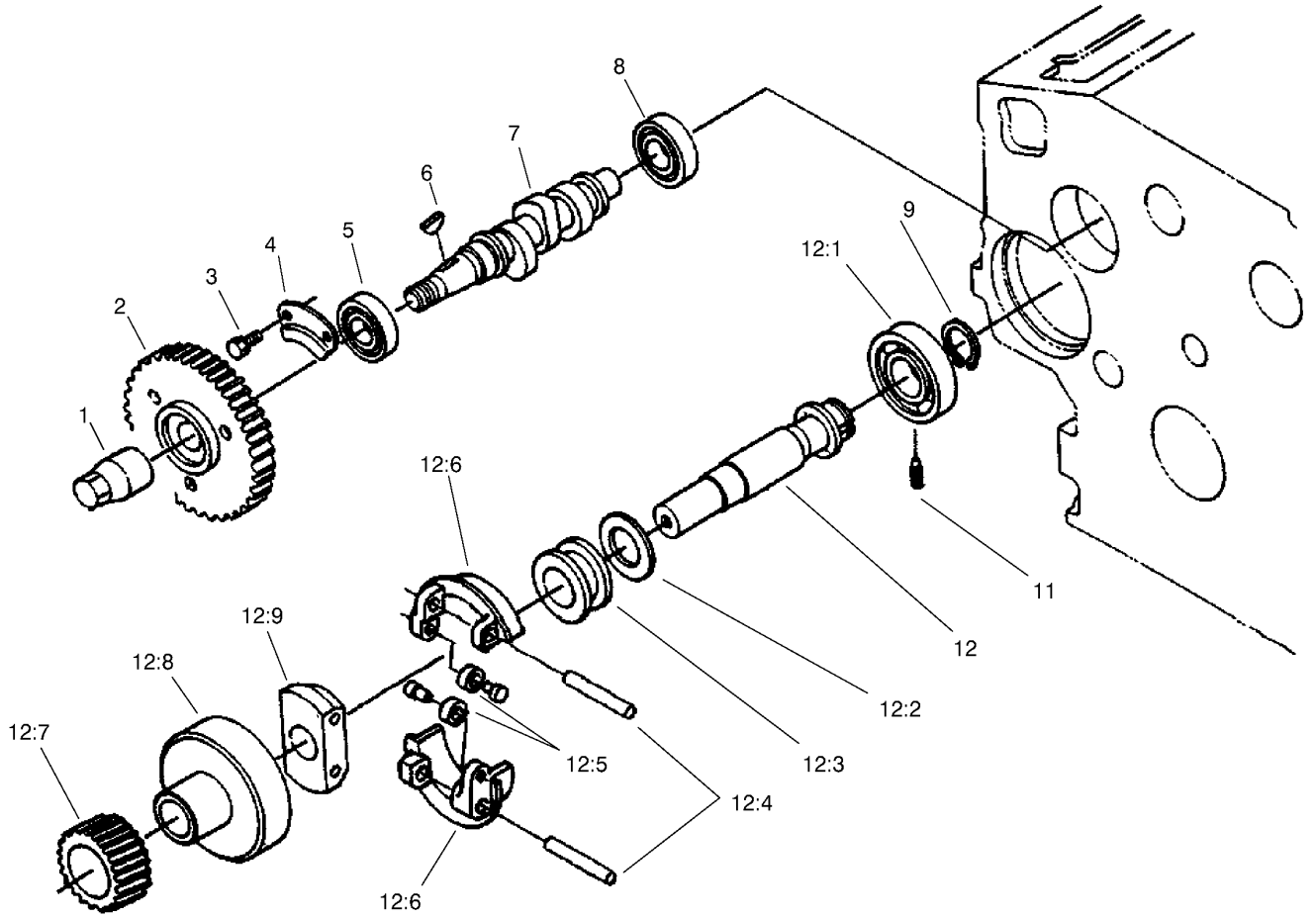
Ref	Part No.	Qty.	Description
4	98-9514	6	Clip-Circular, Piston Pin
5	98-9513	3	Pin-Piston
6	98-9618	3	Piston Ring ASM (STD)
6	98-9619	3	Piston Ring ASM (0.5Mm)
7	98-9469	3	Piston (STD)
7	98-9470	3	Piston (0.5Mm)
14	98-9413	2	Bearing-Thrust (STD)
14	98-9414	2	Bearing-Thrust (0.2Mm)
14	98-9415	2	Bearing-Thrust (0.4Mm)
15	98-9688	2	Bearing-Thrust (STD)
15	98-9689	2	Bearing-Thrust (0.2Mm)
15	98-9690	2	Bearing-Thrust (0.4Mm)
16	98-9526	1	Bearing-Main (0.2Mm)
16	98-9527	1	Bearing-Main (0.4Mm)
16	98-9556	1	Bearing-Main (STD)
17	98-9530	2	Bearing-Main (0.2Mm)
17	98-9531	2	Bearing-Main (0.4Mm)
17	98-9555	2	Bearing-Main (STD)
18	98-9528	1	Bearing-Main (0.2Mm)
18	98-9529	1	Bearing-Main (0.4Mm)
18	98-9554	1	*obs* Bearing-Main (STD)
19	98-9373	1	O-Ring
20	98-9521	1	Collar-Crankshaft
21	98-9516	3	Connecting Rod ASM

Ref	Part No.	Qty.	Description
21:1	98-9517	6	Bolt-Rod, Connecting
21:2	98-9518	3	Metal-Crankpin (STD)
21:2	98-9519	3	Bearing-Rod (0.2Mm)
21:2	98-9520	3	Bearing-Rod (0.4Mm)
21:3	98-9515	3	Bushing-Pin, Piston
22	98-9642	1	Crankshaft ASM
22:1	98-9542	1	Gear-Drive, Oil Pump
22:2	98-9532	1	Gear-Crankshaft
22:3	98-9666	1	Key
22:4	98-7473	3	Ball
22:5	98-9522	1	Sleeve-Crankshaft
22:6	98-9375	1	Pin-Straight



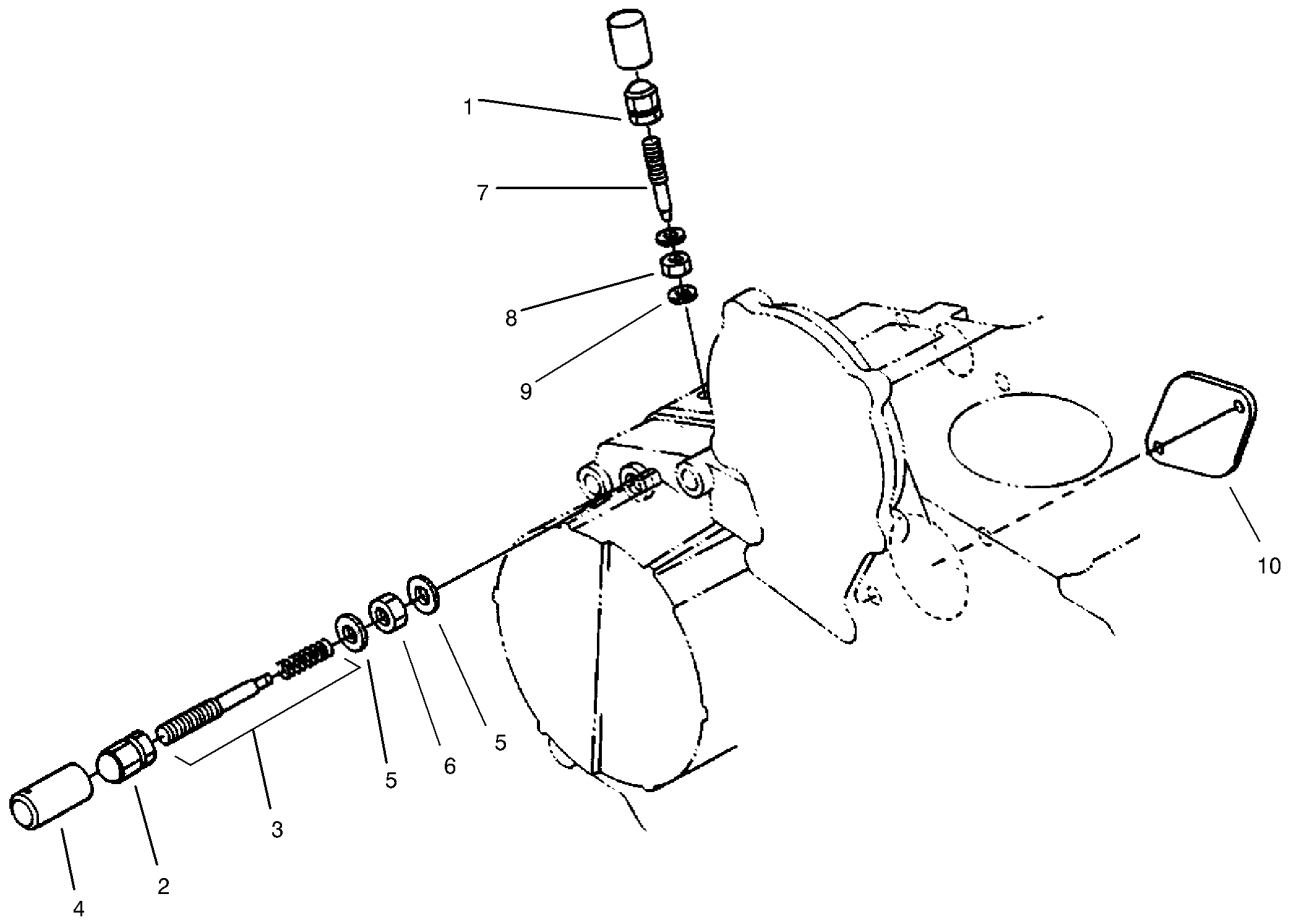
## Flywheel Assembly

Ref	Part No.	Qty.	Description
1	98-9486	1	Plate-End, Rear
2	98-9392	8	Bolt
3	98-9537	6	Bolt-Flywheel
4	98-9691	1	Flywheel ASM
4:1	98-9394	1	Gear-Ring



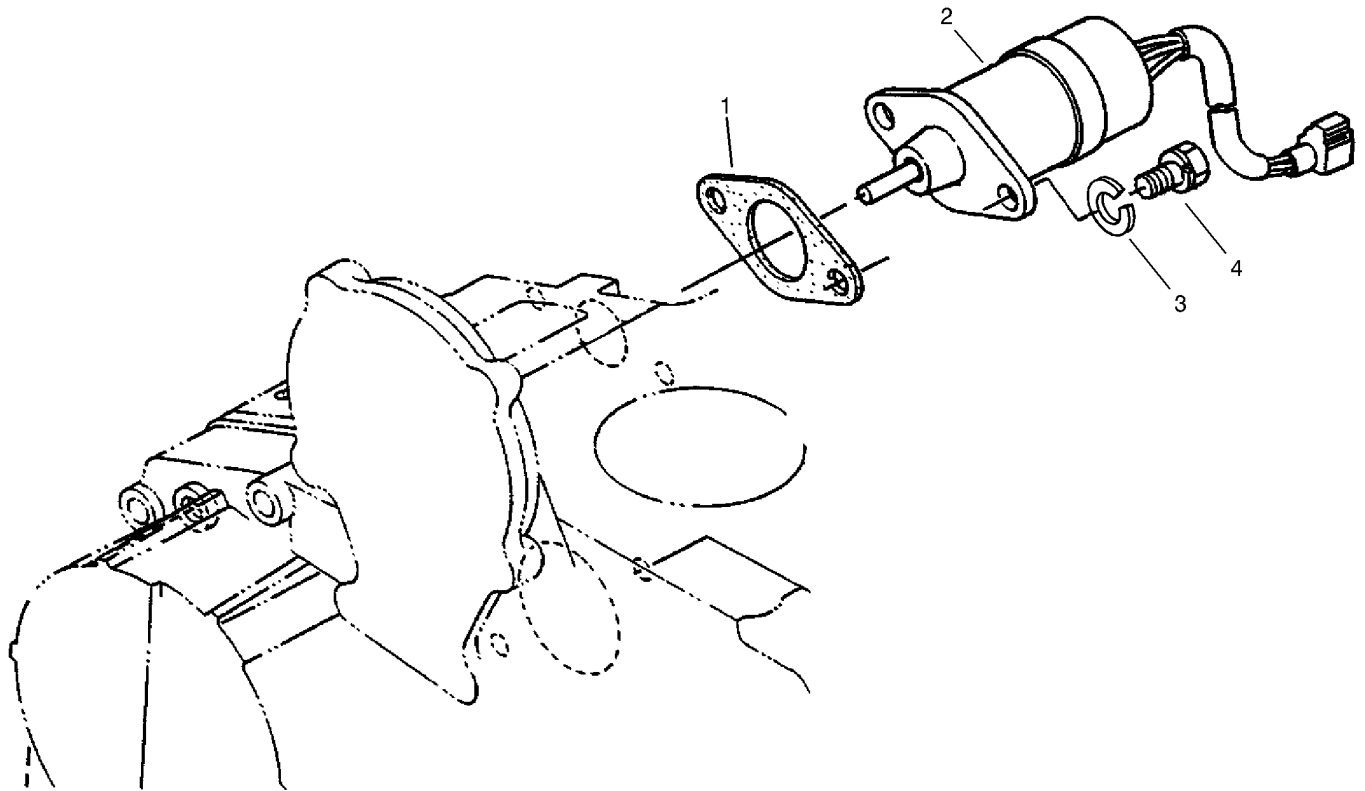
### Fuel Camshaft Assembly

Ref	Part No.	Qty.	Description
1	98-9590	1	Nut-Cap
2	98-9669	1	Gear-Pump, Injection
3	98-9350	2	Bolt
4	98-9511	1	Stopper-Fuel, Camshaft
5	98-9383	1	Bearing-Ball
6	98-9595	1	Key-Woodruff
7	98-9459	1	Camshaft-Fuel
8	98-9382	1	Bearing-Ball
9	98-9657	1	Clip-Circular, Governor Shaft
11	98-9565	1	Screw-Set
12	98-9644	1	Governor Shaft ASM
12:1	98-9381	1	Bearing-Ball
12:2	98-9564	1	Washer-Thrust
12:3	98-9563	1	Sleeve-Governor
12:4	98-9560	2	Shaft-Weight, Governor
12:5	98-9692	2	Roller
12:6	98-9559	2	Governor Weight ASM
12:7	98-9673	1	Gear-Governor
12:8	98-9562	1	Holder-Gear, Governor
12:9	98-9561	1	Holder-Weight, Governor

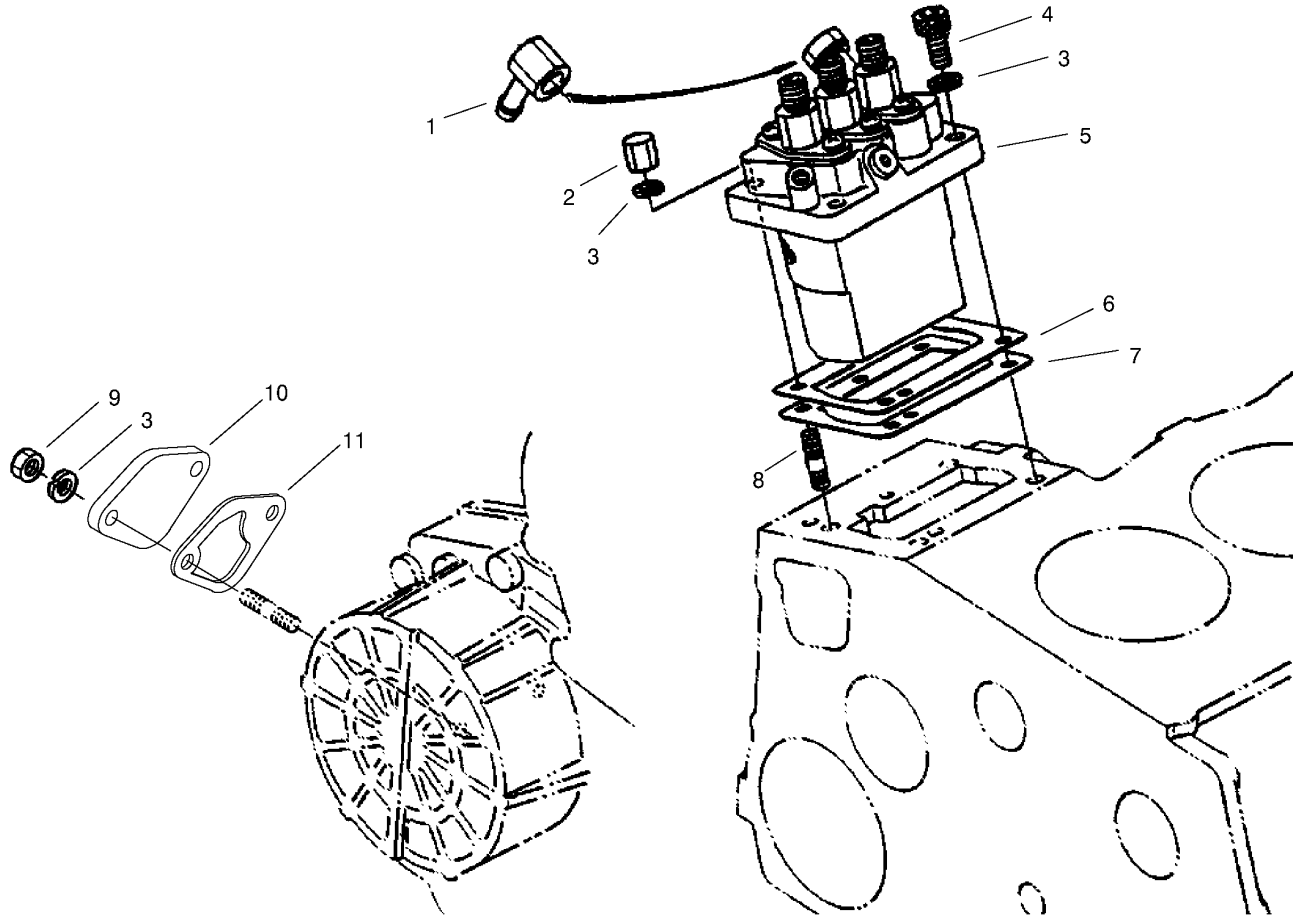
### Engine Stop Lever Assembly

Ref	Part No.	Qty.	Description
1	99-8387	1	Nut-Cap
2	98-9441	1	Nut-Cap
3	99-3458	1	Adjusting Bolt ASM
4	98-7656	1	Cap
5	98-7654	3	Gasket
6	98-9439	1	Nut
7	98-9557	1	Bolt-Adjusting
8	99-3512	1	Nut
9	99-8389	1	Gasket
10	98-9640	1	Cover-Pump



## Stop Solenoid and Fuel Pump Assembly

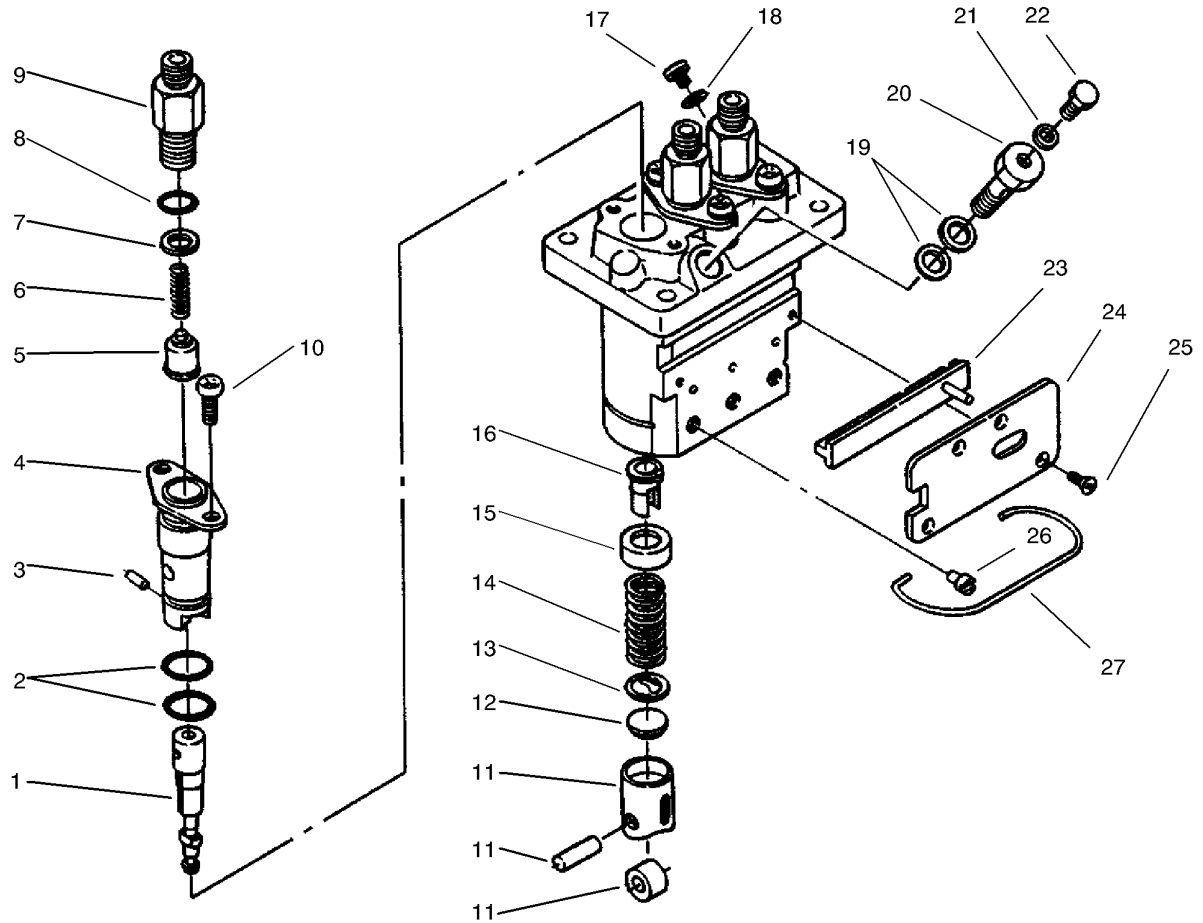
Ref	Part No.	Qty.	Description
1	98-9683	1	Gasket-Cover, Solenoid
2	104-5155	1	Solenoid-Stop
3	98-9367	2	Washer-Spring
4	98-9351	2	Bolt



### Injection Pump Installation Assembly

Ref	Part No.	Qty.	Description
1	98-9596	1	Joint-Eye
2	98-9440	2	Nut-Cap
3	98-9367	6	Washer-Spring
4	98-9361	2	Bolt-HSH
5	98-9643	1	Injection Pump ASM
6	98-9457	1	Shim-Injection (0.25Mm)
6	98-9456	1	Shim (0.2Mm)
7	98-9458	1	Shim-Injection (0.30Mm)
8	98-9438	2	Stud
9	98-7572	2	Nut
10	99-3514	1	Cover
11	98-9636	1	Gasket-Pump, Fuel

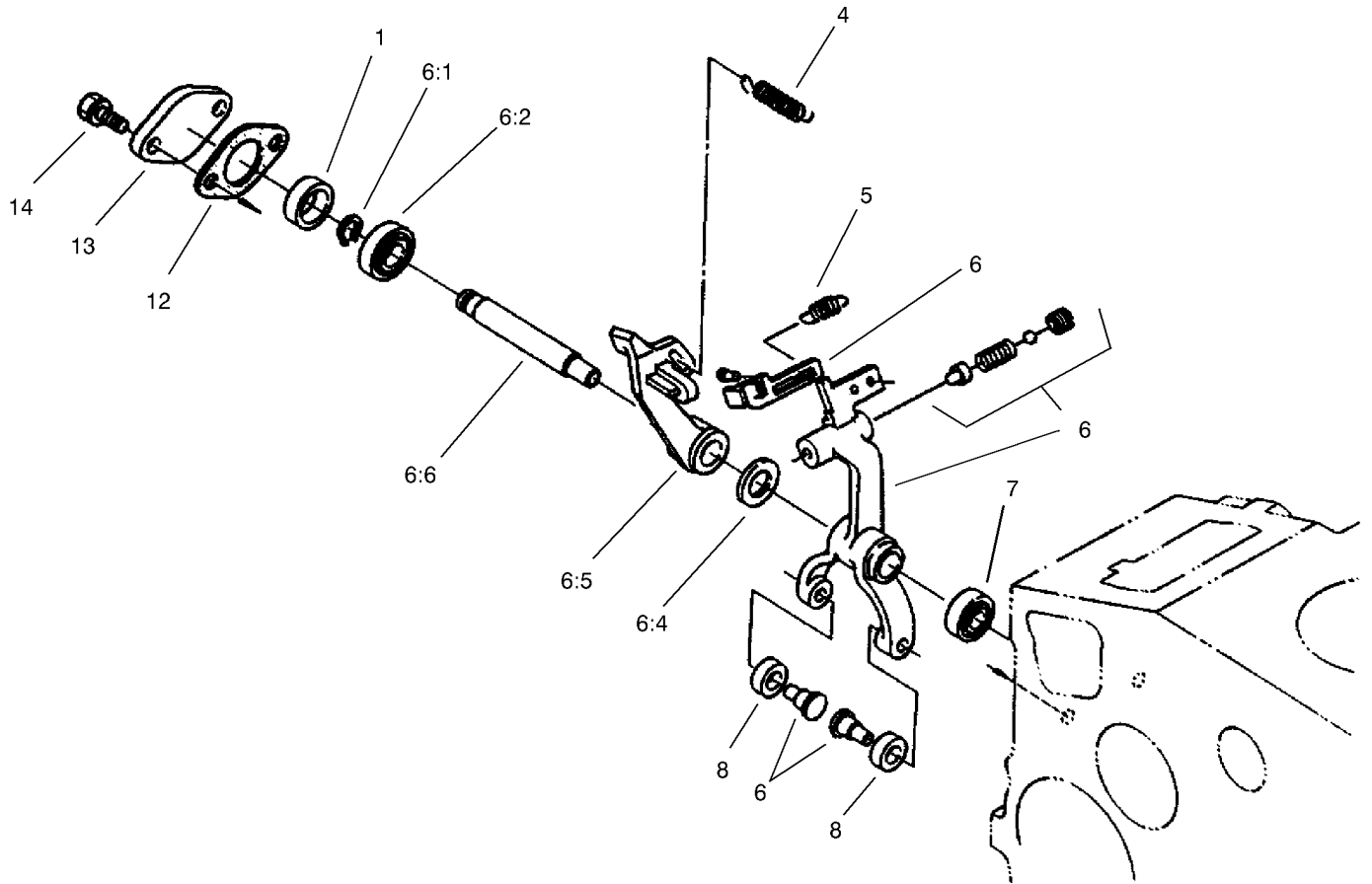




## Injection Pump Assembly No. 98-9643

Ref	Part No.	Qty.	Description
1	98-9462	3	Element-Pump
2	98-9423	6	O-Ring
3	98-9443	3	Pin-Joint
4	98-9434	3	Flange-Sleeve
5	98-9421	3	Valve-Delivery
6	98-9424	3	Spring-Valve, Delivery
7	98-9425	3	Gasket-Valve, Delivery
8	98-9447	3	O-Ring
9	98-9652	3	Holder-Valve, Delivery
10	98-9452	6	Screw
11	98-9422	3	Tappet ASM
12	98-9433	3	Shim
13	98-9429	3	Seat-Spring, Lower
14	98-9428	3	Spring-Plunger
15	98-9427	3	Seat-Spring, Upper
16	98-9432	3	Sleeve-Control
17	98-9466	1	Plug
18	98-9451	1	Gasket
19	98-9445	1	Gasket
20	98-9464	1	Bolt-Joint
21	98-9446	1	Gasket
22	98-9430	1	Screw
23	98-9463	1	Control-Rack
24	98-9465	1	Plate

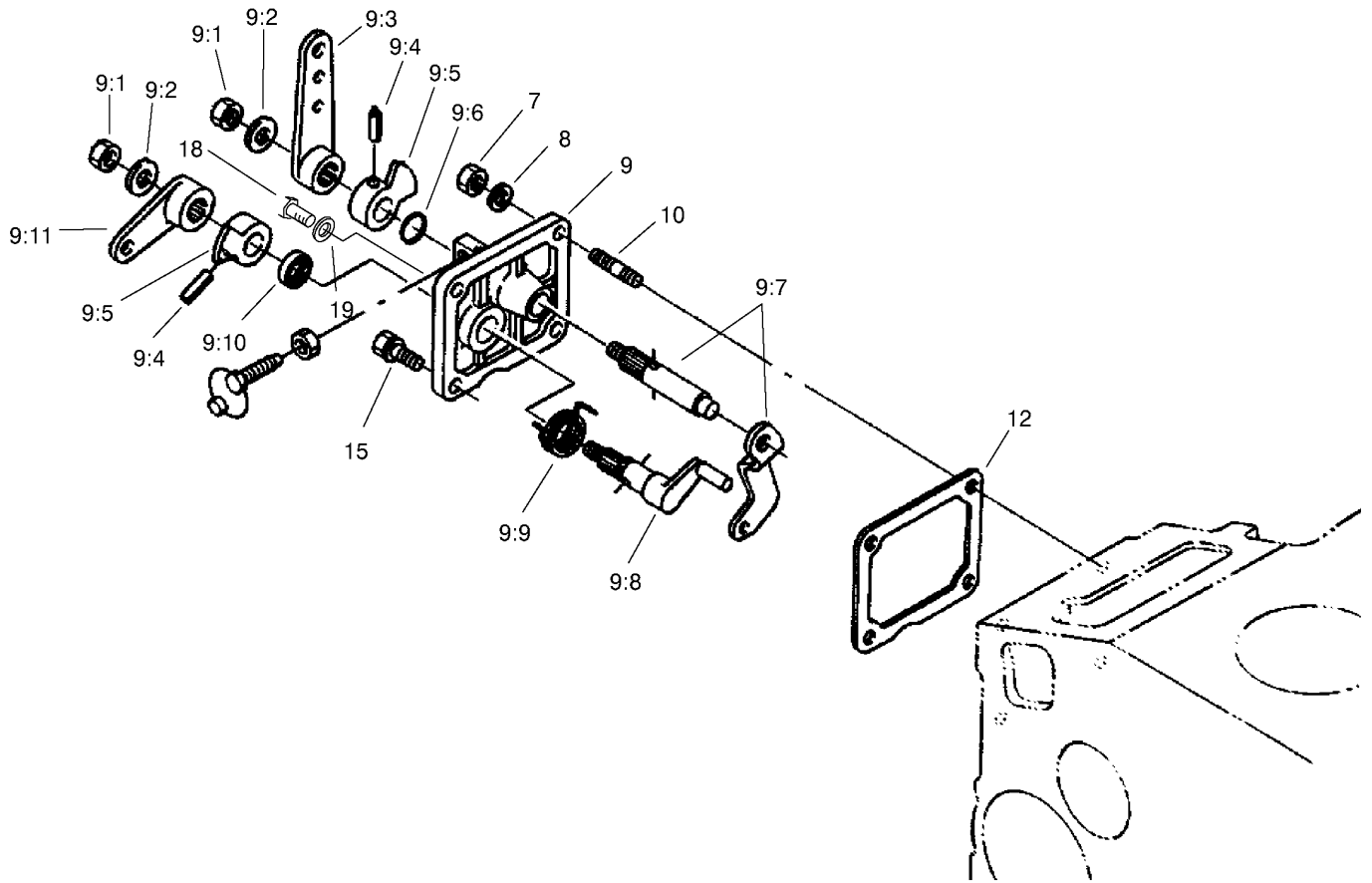
Ref	Part No.	Qty.	Description
25	98-9442	4	Screw
26	98-9426	3	Pin-Guide, Tappet
27	98-9450	1	Pin-Clamp



## Governor Assembly

Ref	Part No.	Qty.	Description
1	98-9567	1	Collar
4	99-3459	1	Spring, Governor
5	98-9645	1	Spring-Start
6	105-3787	1	Fork Lever ASM
6:1	98-9369	1	Clip-Circular, External
6:2	98-9570	1	Bearing-Miniaturize
6:4	98-9593	1	Washer-Plain
6:5	98-9659	1	Lever-Fork
6:6	98-9566	1	Shaft-Lever, Fork
7	98-9571	1	Bearing-Miniaturize
8	98-9692	2	Roller
12	98-9682	1	Gasket
13	98-9569	1	Cover-Shaft, Fork Lever
14	98-9351	2	Bolt

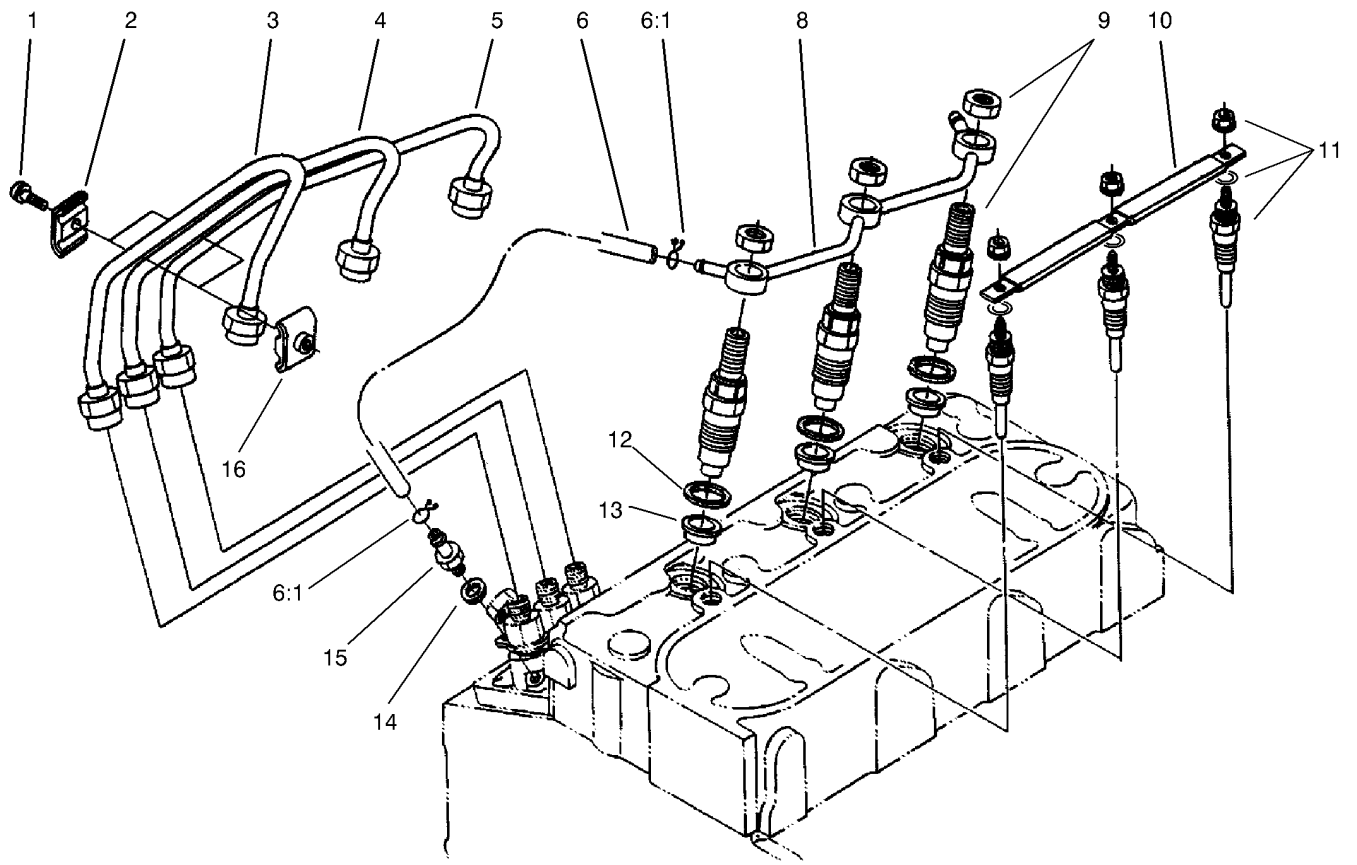
--	--	--	--



### Speed Control Plate Assembly

Ref	Part No.	Qty.	Description
7	98-7572	2	Nut
8	98-9367	2	Washer-Spring
9	98-9661	1	Control Plate ASM
9:1	98-9589	2	Nut
9:2	98-9594	2	Washer-Plain
9:3	98-9662	1	Lever-Control, Speed
9:4	98-7602	2	Pin-Spring
9:5	98-9572	2	Lever-Control, Speed
9:6	98-9371	1	O-Ring
9:7	98-9658	1	Governor Lever ASM
9:8	98-9664	1	Shaft-Lever, Stop
9:9	98-9472	1	Spring-Return
9:10	98-7601	1	Seal-Oil
9:11	98-9663	1	Lever-Stop, Engine
10	98-9362	2	Stud
12	98-9637	1	Gasket
15	98-7692	1	Bolt
18	99-8348	1	Bolt
19	98-7654	1	Gasket

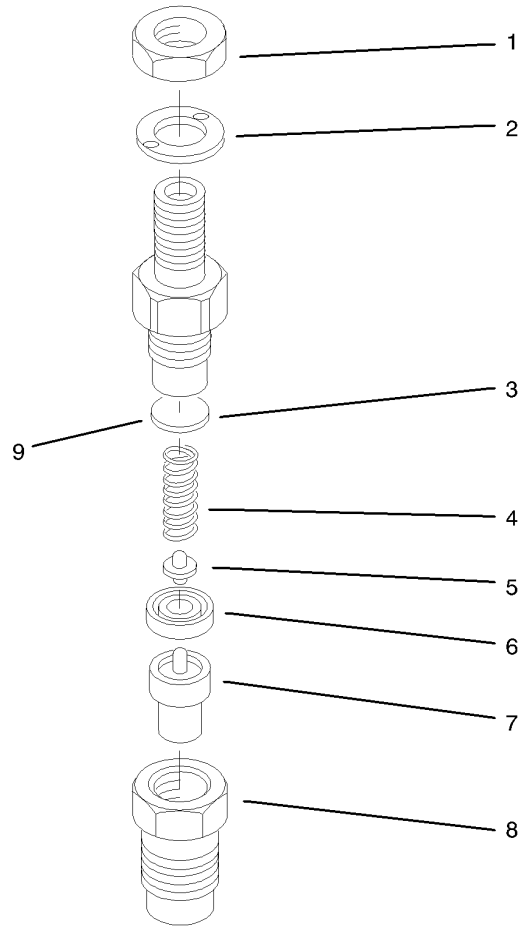
--	--	--	--



## Nozzle Holder and Glow Plug Assembly

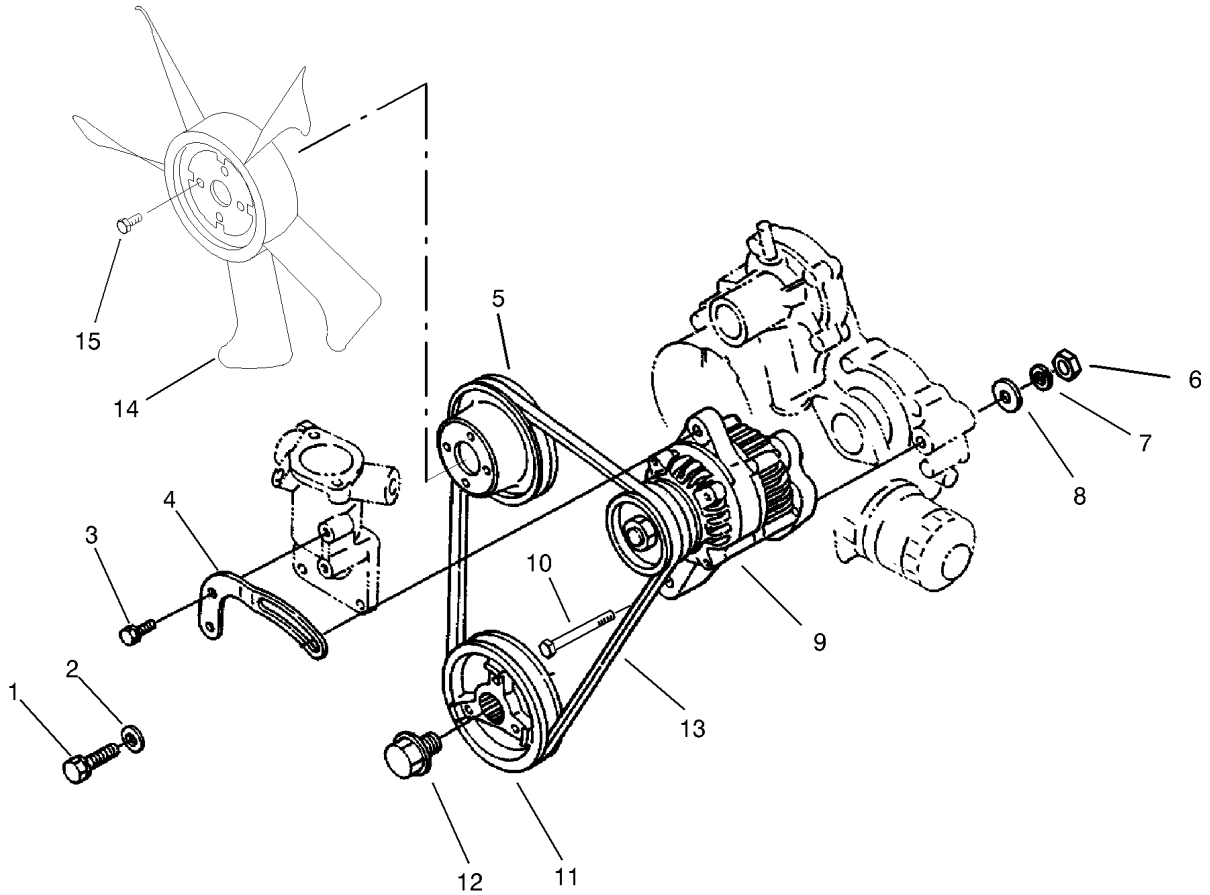
Ref	Part No.	Qty.	Description
1	98-7684	2	Screw (W/Washer)
2	98-7683	2	Clamp-Pipe
3	99-3460	1	Pipe-Injection
4	98-9654	1	Pipe-Injection
5	98-9655	1	Pipe-Injection
6	98-9420	1	Over Flow Pipe ASM
6:1	98-7671	1	Clip-Pipe
8	98-9620	1	Over Flow Pipe ASM
9	98-9468	3	Nozzle Holder ASM
10	98-9631	1	Cord-Plug, Glow
11	98-9695	3	Plug-Glow
12	98-7676	3	Gasket
13	98-7677	3	Seal
14	98-7654	1	Gasket
15	98-9431	1	Screw-Bleeder
16	98-7682	2	Clamp-Pipe

--	--	--	--



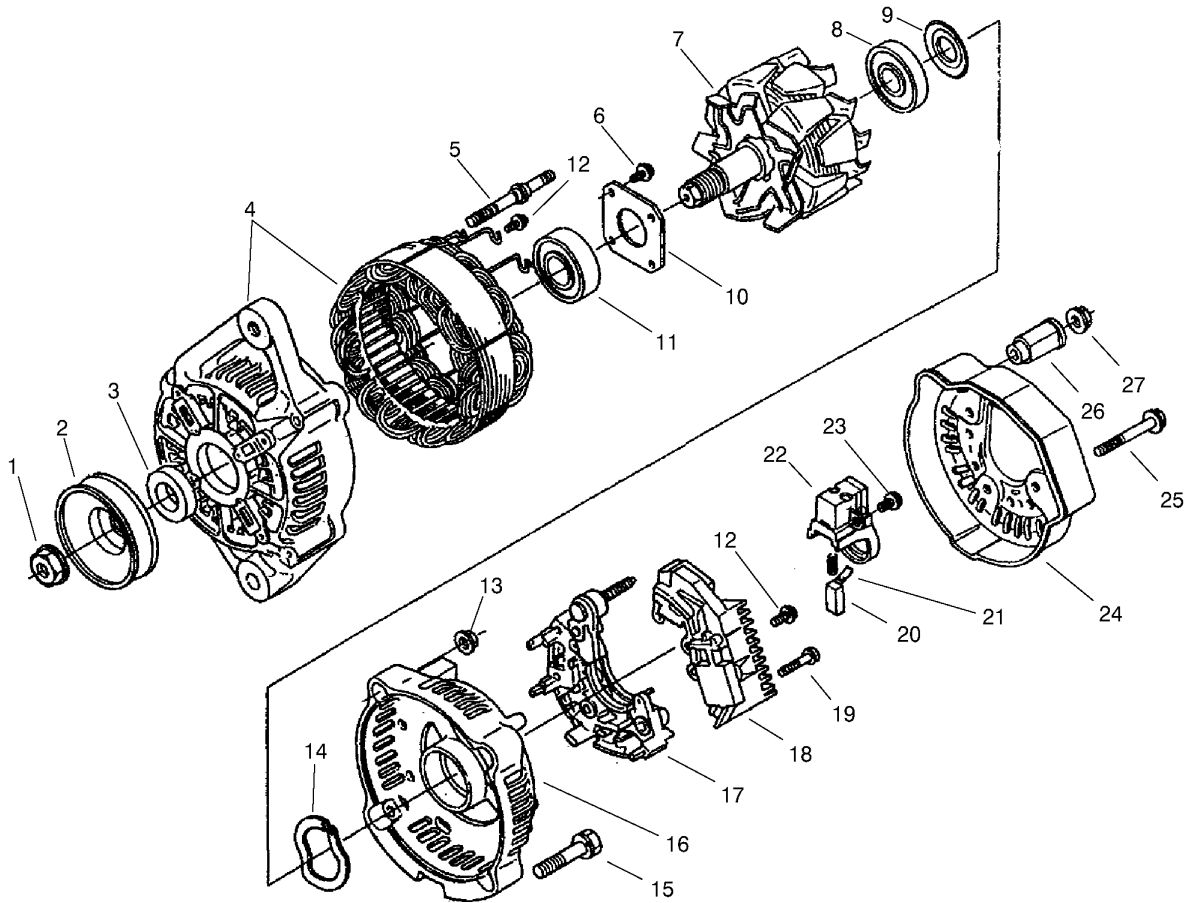
### Nozzle Holder Assembly 98-9468

Ref	Part No.	Qty.	Description
1	99-8301	3	Nut
2	99-8307	3	Washer-Plain
3	99-8302	3	Washer-Adjusting
4	99-8303	3	Spring-Nozzle
5	99-8305	3	Rod-Push
6	99-8304	3	Spacer-Distance
7	99-8308	3	Piece-Nozzle
8	99-8306	3	Nut-Nozzle
9	99-8317	3	Washer-Adjust (0.56Mm)
9	99-8318	3	Washer-Adjust (0.58Mm)
9	99-8319	3	Washer-Adjust (0.80Mm)
9	99-8311	3	Washer-Adjust (0.20Mm)
9	99-8310	3	Washer-Adjust (0.10Mm)
9	99-8309	3	Adjusting Washer ASM
9	99-8316	3	Washer-Adjust (0.54Mm)
9	99-8315	3	Washer-Adjust (0.52Mm)
9	99-8314	3	Washer-Adjust (0.50Mm)
9	99-8313	3	Washer-Adjust (0.40Mm)
9	99-8312	3	Washer-Adjust (0.30Mm)



## Alternator and Pulley Assembly

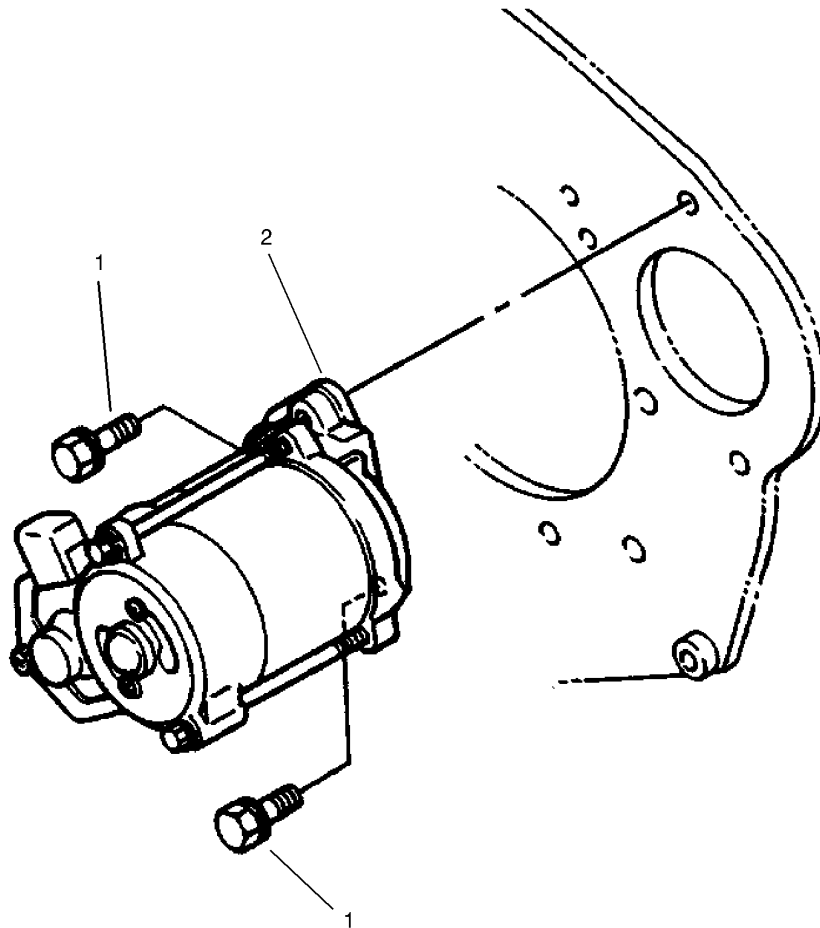
Ref	Part No.	Qty.	Description
1	98-7697	1	Bolt
2	100-9233	1	Washer-Plain
3	98-7692	1	Bolt
4	98-9573	1	Stay-Dynamo
5	99-3453	1	Pulley-Fan
6	99-7526	1	Nut
7	99-7527	1	Washer-Spring
8	98-9366	1	Washer-Plain
9	98-9474	1	Alternator ASM
10	98-9360	1	Bolt
11	99-3456	1	Pulley-Drive, Fan
12	98-9585	1	Bolt
13	99-3467	1	V-Belt
14	99-3461	1	Fan
15	99-8363	4	Bolt-Flange



## Alternator Assembly

Ref	Part No.	Qty.	Description
1	98-7708	1	Nut
2	98-9453	1	Pulley-Dynamo
3	98-7709	1	Collar
4	98-7714	1	Frame-End, Drive
5	98-7717	2	Bolt-Through
6	98-7716	4	Screw-Head, Round
7	98-7710	1	Rotor
8	98-7712	1	Bearing-Ball
9	98-7711	1	Cover-Bearing
10	98-7715	1	Plate-Retainer
11	98-7718	1	Bearing-Ball
12	98-7727	6	Screw-Head, Round
13	98-7730	2	Nut
14	98-7713	1	Washer-Thrust
15	98-7731	2	Bolt
16	98-7719	1	Frame-End
17	98-7721	1	Rectifier ASM
18	98-7733	1	Regulator ASM
19	98-7726	2	Screw-Head, Round
20	98-7724	2	Brush
21	98-7725	2	Spring-Brush
22	98-7723	1	Holder-Brush
23	98-7728	1	Screw-Head, Round
24	98-7720	1	Cover-End

Ref	Part No.	Qty.	Description
25	98-7729	3	Bolt
26	98-7722	1	Bushing-Insulation
27	98-7732	1	Nut

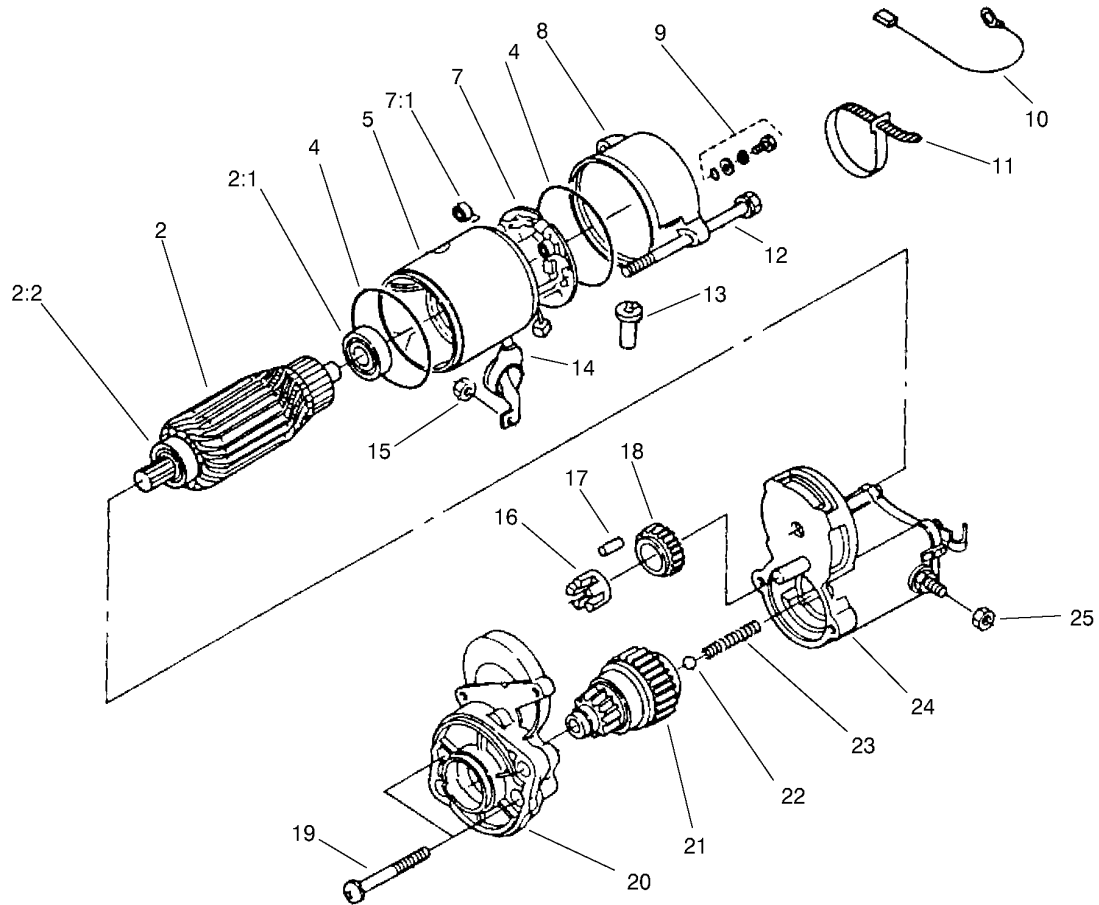


### Starter Mount Assembly

Ref	Part No.	Qty.	Description
1	98-7697	2	Bolt
2	98-9705	1	Starter ASM

--	--	--	--

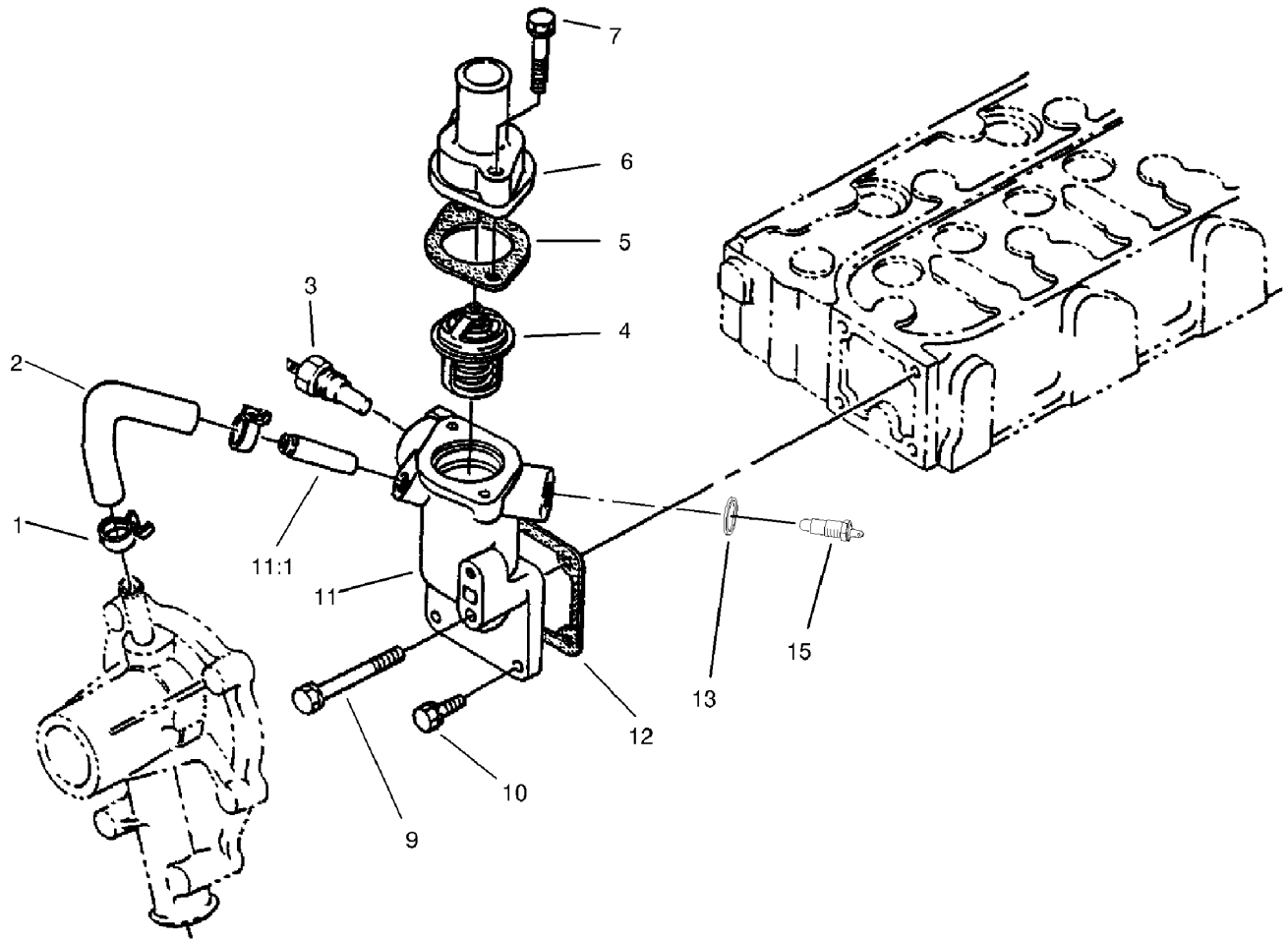




## Starter Assembly

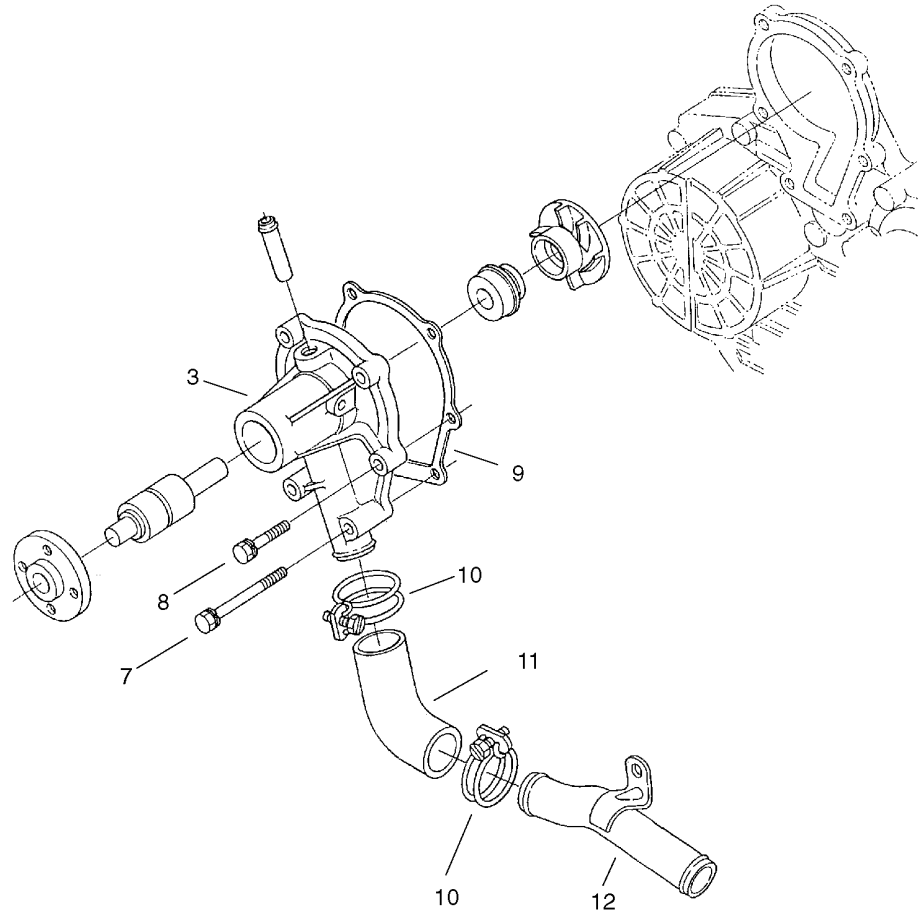
Ref	Part No.	Qty.	Description
2	98-7742	1	Armature ASM
2:1	98-7743	1	Bearing
2:2	98-7744	1	Bearing
4	98-7757	2	O-Ring
5	98-7741	1	Yoke ASM
7	98-7749	1	Brush Holder ASM
7:1	98-7750	4	Spring-Brush
8	98-7748	1	Frame-End
9	98-7758	2	Bolt ASM
10	98-9711	1	Cord-Solenoid, Stop
11	98-9712	1	Band-Cover
12	98-9549	2	Bolt
13	98-7759	1	Pipe-Drain
14	99-8375	1	Cover
15	99-8371	1	Nut-Hex
16	98-7752	1	Retainer
17	98-7753	5	Roller
18	98-7751	1	Gear
19	98-7756	2	Bolt
20	99-8374	1	Frame-End, Drive
21	99-8373	1	Clutch-Running, Over
22	98-7755	1	Ball
23	98-7754	1	Spring
24	99-8372	1	Magnetic Switch ASM

Ref	Part No.	Qty.	Description
25	99-8376	1	Nut-Hex



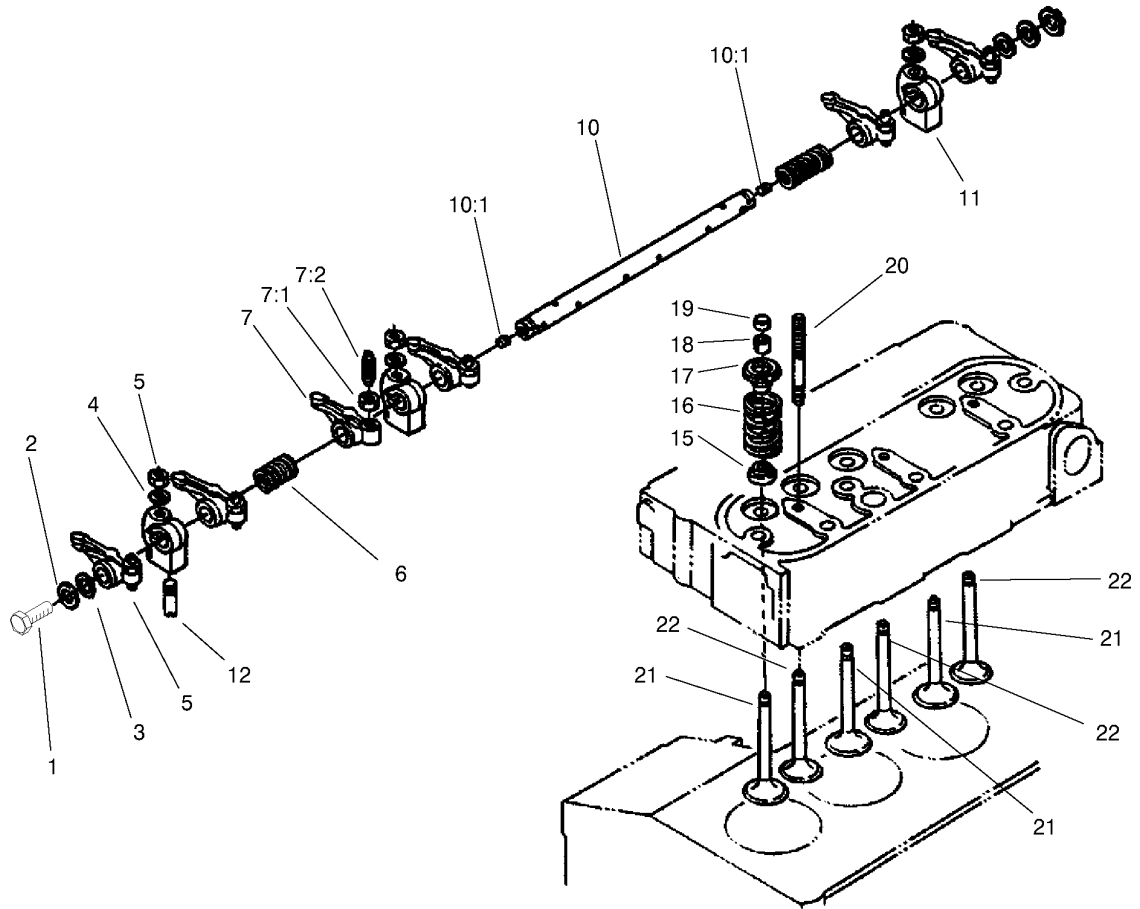
## Water Flange and Thermostat Assembly

Ref	Part No.	Qty.	Description
1	98-9579	2	Band-Pipe
2	98-9578	1	Pipe-Return, Water
3	98-9719	1	Thermoswitch
4	98-7778	1	Thermostat ASM
5	98-7776	1	Gasket
6	98-9471	1	Cover-Thermostat
7	98-7777	2	Bolt
9	98-9356	1	Bolt
10	98-7692	3	Bolt
11	98-9713	1	Water Flange ASM
11:1	98-9580	1	Pipe-Return, Water
12	98-9638	1	Gasket-Flange, Water
13	99-3583	1	Packing
15	106-7772	1	Thermoswitch

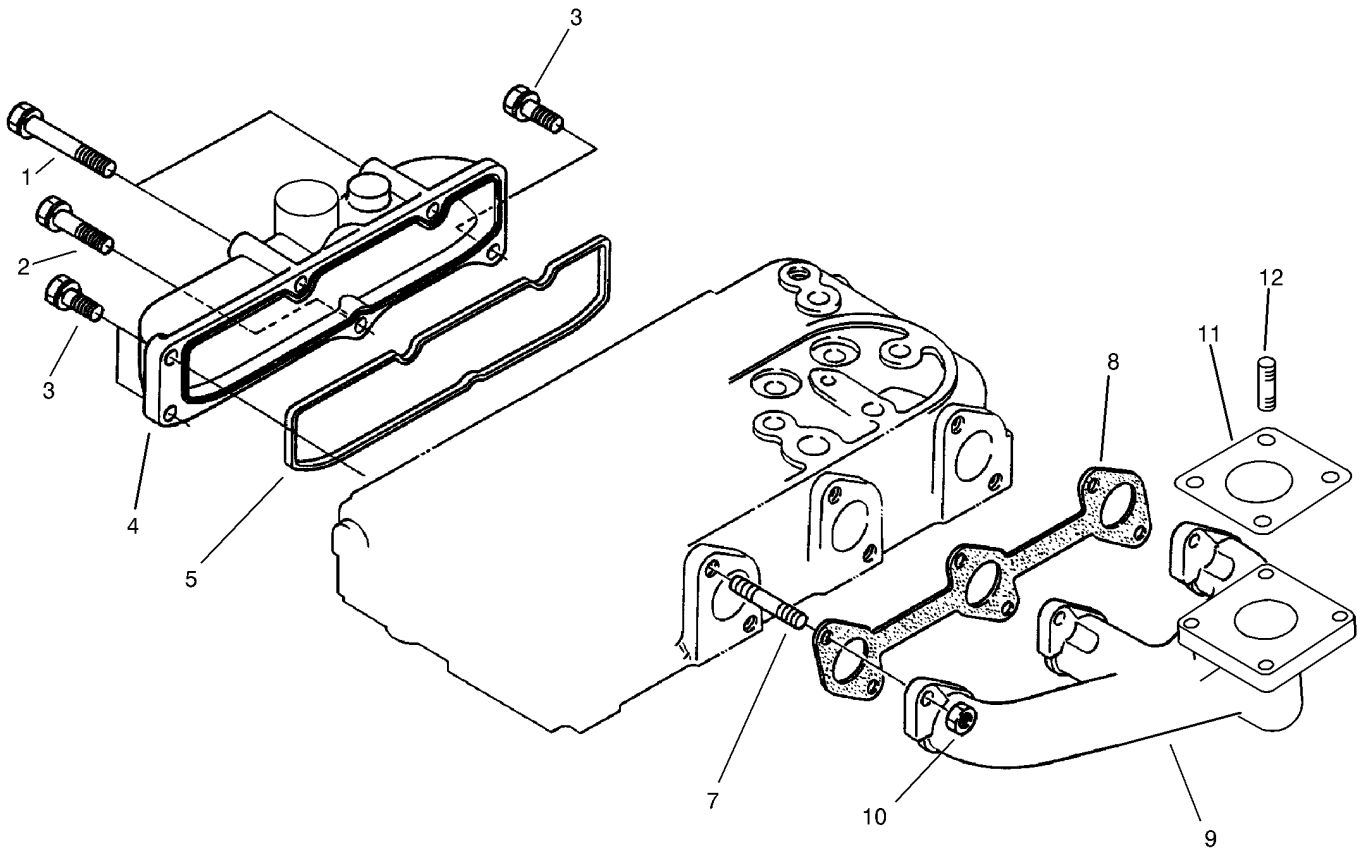
### Water Pump Assembly

Ref	Part No.	Qty.	Description
3	104-4885	1	Water Pump ASM
7	98-9357	2	Bolt
8	98-9353	4	Bolt
9	99-3454	1	Gasket-Pump, Water
10	98-9717	2	Clamp
11	98-9574	1	Pipe-Water
12	98-9716	1	Pipe-Water



### Valve and Rocker Arm Assembly

Ref	Part No.	Qty.	Description
1	100-1762	2	Bolt
2	100-1927	2	Washer-Plain
3	98-9507	2	Washer-Shaft, R-Arm
4	98-9385	3	Washer-Flat
5	98-9393	3	Nut
6	98-9504	2	Spring-Arm, Rocker
7	98-9501	6	Rocker Arm ASM
7:1	98-9503	6	Nut
7:2	98-9502	6	Screw-Adjusting
10	98-9612	1	R-Arm Shaft ASM
10:1	98-9365	2	Screw-Set
11	98-9505	3	Bracket-Arm, Rocker
12	98-7602	1	Pin-Spring
15	99-8385	6	Seat-Stem, Valve
16	98-9648	6	Spring-Valve
17	98-9498	6	Retainer-Valve
18	98-9390	6	Collet-Set, Valve Spring
19	98-9497	6	Cap-Valve
20	98-9506	3	Stud
21	98-9494	3	Valve-Inlet
22	98-9495	3	Valve-Exhaust

## Exhaust Manifold and Gasket Assembly

Ref	Part No.	Qty.	Description
1	105-3797	2	Bolt
2	98-9353	1	Bolt
3	98-7605	3	Bolt
4	99-3457	1	Manifold-Inlet
5	98-9609	1	Gasket
7	98-9588	6	Stud
8	99-8327	1	Gasket-Manifold, Exhaust
9	98-9718	1	Manifold-Exhaust
10	98-9665	6	Nut
11	98-9611	1	Gasket
12	98-7769	4	Stud

--	--	--	--

## NOTES

# NOTES

