



Reelmaster[®] 3100-D

Model No. 03200 - 220000001 and up.

Parts Catalog

Ordering Replacement Parts

To order replacement parts, please supply the part number, the quantity, and the description of each part desired.

Understanding Reference Numbers

Each identified part in an illustration has a reference number. The reference number for a part also appears in the parts list, along with other information about the part.

This catalog uses two special reference number formats, one to indicate parts in a service assembly and another to indicate the quantity of a given part in an illustration.

Service Assembly Reference Numbers

Parts in service assemblies have reference numbers in the form a:b. The a represents the reference number of the entire service assembly and the b represents a sequential number unique to each part within the service assembly.

For example, a wheel assembly might be identified by reference number 6, the tire by 6:1, the valve by 6:2, and the wheel by 6:3. When you order the assembly identified by reference number 6, you receive all parts identified by reference numbers 6:1, 6:2, and 6:3. However, you may also order any part individually. Reference numbers of this type appear in illustrations and in part lists.

Reference Numbers Indicating Quantity

In an illustration, if a reference number indicates more than one part, the reference number has the form nX y. The n represents the quantity of the part, the X is the multiplication symbol, and the y represents the reference number.

For example, in an illustration, the reference number 2X 37 means that two of the parts identified by reference number 37 are indicated.

Contents

Description	Page	Description	Page
Frame Assembly 4	Motor Gear Assembly No. 93-6975 38
Front Wheel and Brake Assembly 5	Battery Assembly 39
Hydraulic Motor Assembly No. 75-9990 6	Parking Brake Assembly 40
Hydraulic Motor Assembly No. 95-8693 7	Control Valve Assembly 41
Brake Assembly No. 104-7705 8	Valve Assembly No. 95-8689 42
Steering Column Assembly 9	Lift Arm Kit Assembly 43
Steering Control Assembly No. 104-0474 10	Crankcase Assembly 44
Rear Fork and Tire Assembly 11	Oil Pan Assembly 45
Hydraulic Cylinder Assembly No. 94-8141 12	Cylinder Head Assembly 46
Hydraulic Motor Assembly No. 95-8694 13	Gear Case and Oil Filter Assembly 47
Control Panel Assembly 14	Head Cover Assembly 48
Front Platform Assembly 15	Dipstick and Guide Assembly 49
Traction Pedal Assembly 16	Main Bearing Case Assembly 50
Rear Lift Arm Assembly 17	Camshaft Assembly 51
Hydraulic Cylinder Assembly No. 95-8978 19	Piston and Crankcase Assembly 52
Neutral Arm Assembly 20	Flywheel Assembly 53
Engine Assembly 21	Fuel Camshaft Assembly 54
Air Cleaner and Muffler Assembly 22	Engine Stop Lever Assembly 55
Radiator Assembly 23	Stop Solenoid and Fuel Pump Assembly 56
Hood Assembly 24	Injection Pump Installation Assembly 57
Fuel Tank Assembly 25	Injection Pump Assembly No. 98-9643 58
Water / Fuel Filter Assembly No. 98-9305 26	Governor Assembly 59
Manifold Block Assembly 27	Speed Control Plate Assembly 60
Hydraulic Manifold Assembly No. 104-4841 28	Nozzle Holder and Glow Plug Assembly 61
Hydraulic Tank Assembly 29	Nozzle Holder Assembly 62
Hydrostat Assembly 30	Alternator and Pulley Assembly 63
Piston Pump Assembly No. 104-4832 32	Alternator Assembly 64
Gear Pump Assembly No. 95-8601 34	Starter Mount Assembly 65
Carrier Assembly 35	Starter Assembly 66
Reel Motor Assembly 36	Water Flange and Thermostat Assembly 67
Motor Gear Assembly No. 99-3627 37	Water Pump Assembly 68

Part Description Abbreviations

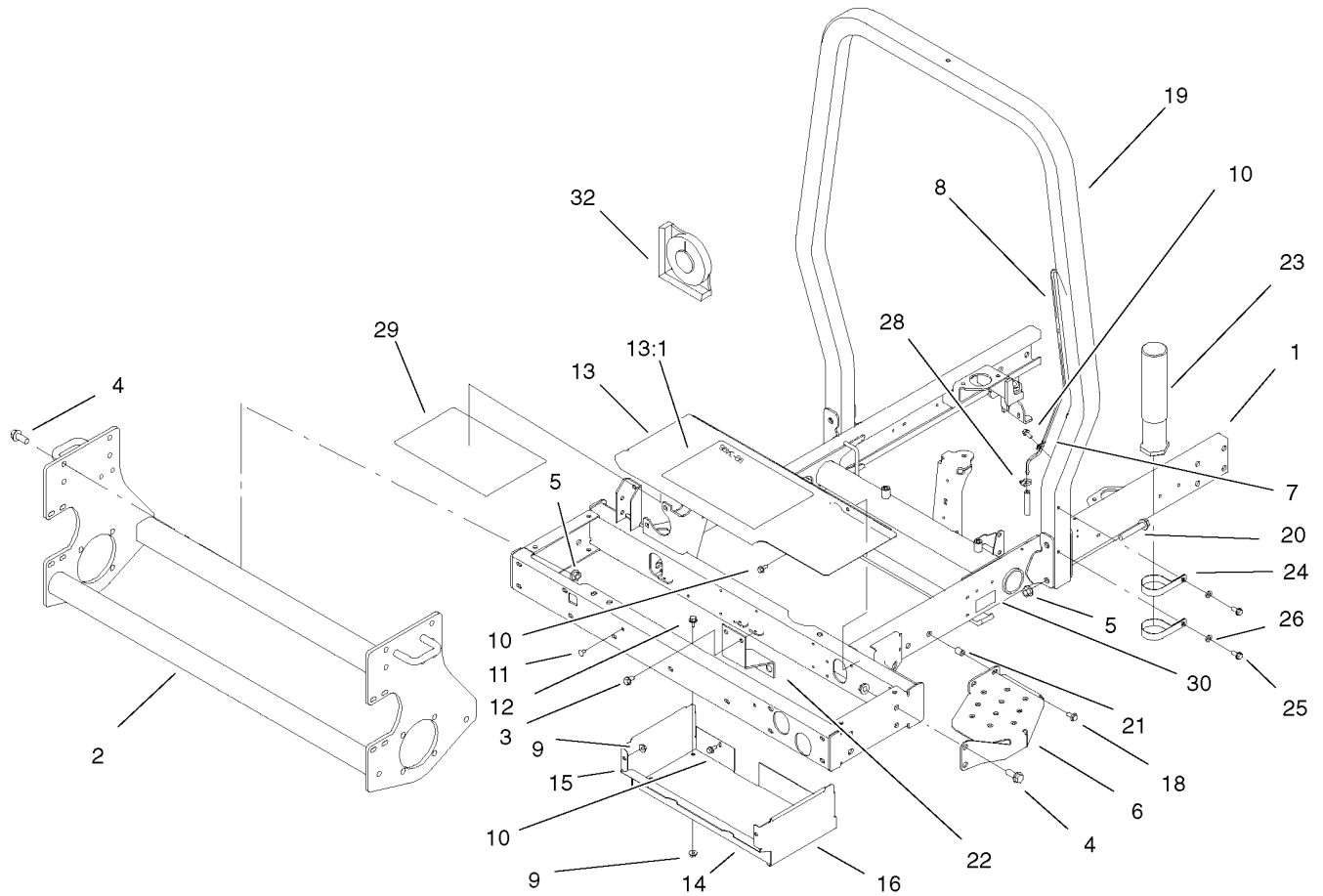
Part descriptions in this catalog may include the following abbreviations.

AR.	as required	HYD.	hydraulic
ASM.	assembly	LH.	left hand
BBC.	blade brake clutch	NI.	nylon insert
CARR.	carriage	NPTF.	national pipe thread fine
DEG.	degrees	PFH.	phillips flat head
EXT.	external	PPH.	phillips pan head
FH.	flat head	PPHTF.	phillips pan head thread forming
GA.	gauge	PRH.	phillips round head
HD.	heavy-duty	PTH.	phillips truss head
HF.	hex flange	PTO.	power-take-off
HH.	hex head	RH.	right hand
HHF.	hex head flange	ROPS.	roll-over protection system
HHFTF.	hex head flange thread forming	SFH.	slotted fillister head
HJ.	hex jam	SHH.	slotted hex head
HLH.	hex lag head	SHWH.	slotted hex washer head
HOC.	height-of-cut	SPH.	slotted pan head
HSBH.	hex socket button head	SQH.	square head
HSFH.	hex socket flat head	SRH.	slotted round head
HSH.	hex socket head	STD.	standard
HWH.	hex washer head	TAP.	self tapping
HWHTF.	hex washer head thread forming	TTH.	torx truss head

Footnotes

- ❶ Not serviced
- ❸ * Not Illustrated

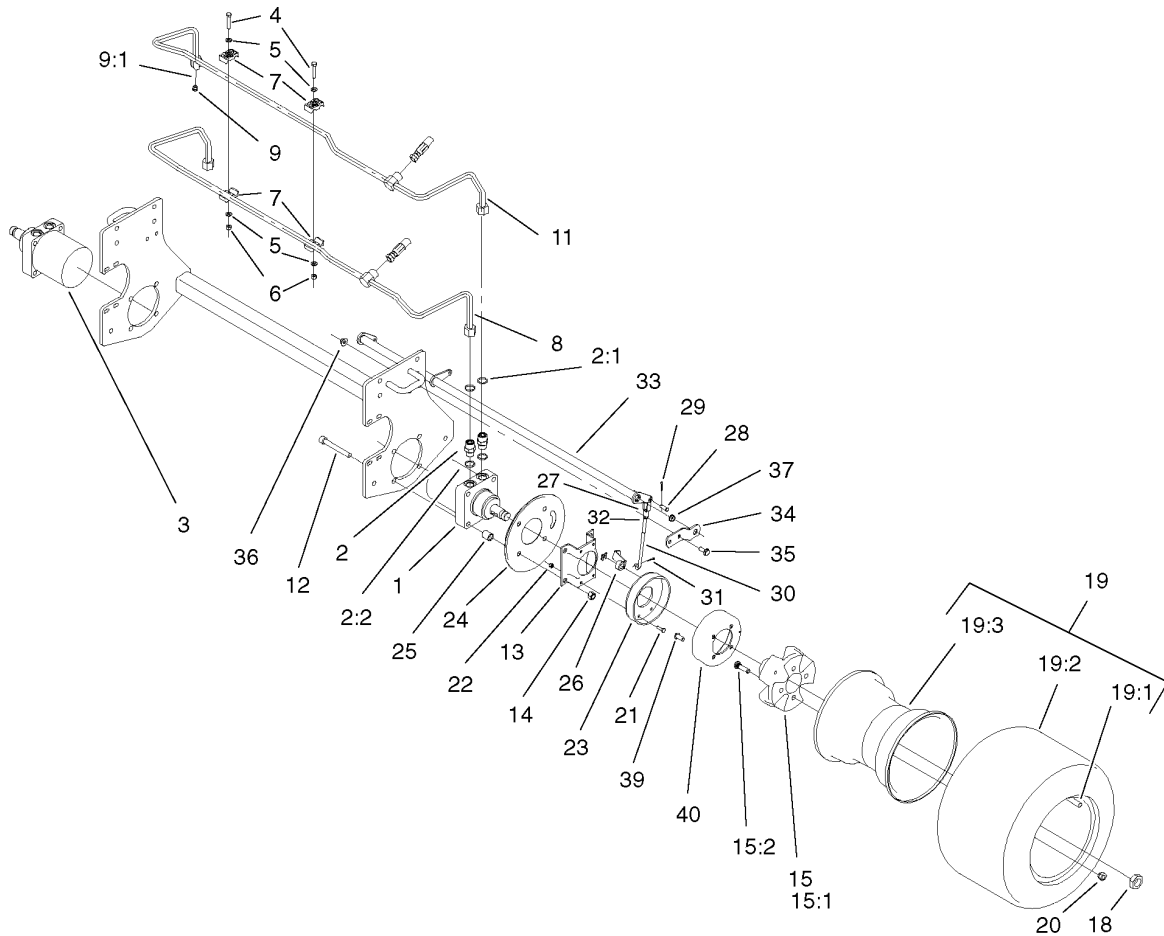
- ❷ Not serviced separately



Frame Assembly

Ref	Part No.	Qty.	Description
1	95-8590-03	1	Frame
2	95-8568-03	1	Frame-Lower
3	32144-15	2	Screw
4	3234-38	8	Screw-HHF
5	32128-49	12	Nut-HHF
6	99-3375-03	1	Step
7	2412-72	3	Clip-Closed, Insulated
8	95-8615	1	Tube-Breather
9	32128-33	6	Nut-HF
10	32144-10	13	Screw-HWH
11	3229-10	2	Screw-CARR
12	3234-13	4	Screw-HHF
13	99-3504	1	Toolbox Cover ASM
13:1	99-3560	1	Decal-Danger, Ce
13:1	99-3496	1	Decal
14	99-3430-03	1	Bottom-Toolbox
15	99-3431-03	1	End-Toolbox, RH
16	99-3432-03	1	End-Toolbox, LH
18	3234-5	2	Screw
19	99-3350-03	1	Tube-ROPS
20	3234-40	4	Screw-Hfh
21	32148-8	2	Insert-Threaded
22	95-8598-03	1	Bracket-Bulkhead, Scissor
23	74-0720	1	Tube-Manual

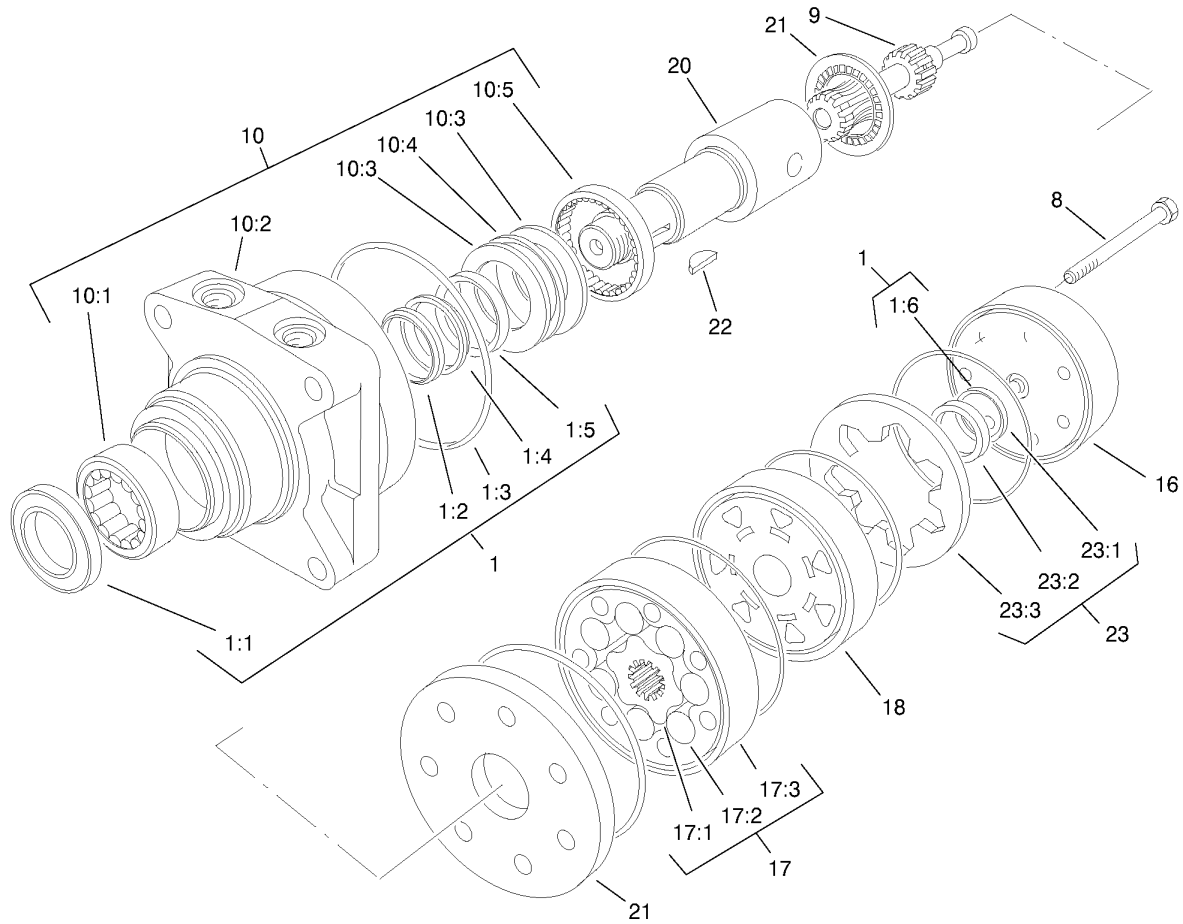
Ref	Part No.	Qty.	Description
24	2412-133	2	R-Clamp
25	32144-70	2	Screw-HH
26	3256-23	2	Washer-Flat
28	2412-108	1	Clamp-Worm
29	99-3494	1	Decal-Instructions
30	105-4674	1	Decal-Noise
32	99-3503	1	Indicator-Angle



Front Wheel and Brake Assembly

Ref	Part No.	Qty.	Description
1	75-9990	1	HYD Motor ASM
2	340-7	4	Adapter
2:1	237-65	1	O-Ring
2:2	237-80	1	O-Ring
3	95-8693	1	HYD Motor ASM
4	322-9	2	Screw-HH
5	3256-23	4	Washer-Flat
6	3296-29	2	Nut-Lock, NI
7	56-7971	4	Clamp-Tube
8	95-8783	1	Tube ASM
9	353-990	1	Plug
9:1	237-78	1	O-Ring
11	95-8784	1	Tube ASM
12	3274-99	8	Screw-HSH
13	84-2000-03	2	Bracket-Brake
14	3296-23	8	Nut-Lock, NI
15		2	Wheel Hub / Stud ASM
15:1	104-0462-03	1	Hub-Wheel
15:2	10-6830	4	Stud-Type, Drive
18	26-3790	2	Nut-Lock
19		2	Tire & Wheel ASM
19:1	232-27	1	Stem-Valve
19:2	104-0451	1	Tire
19:3	104-0452	1	Rim-Wheel

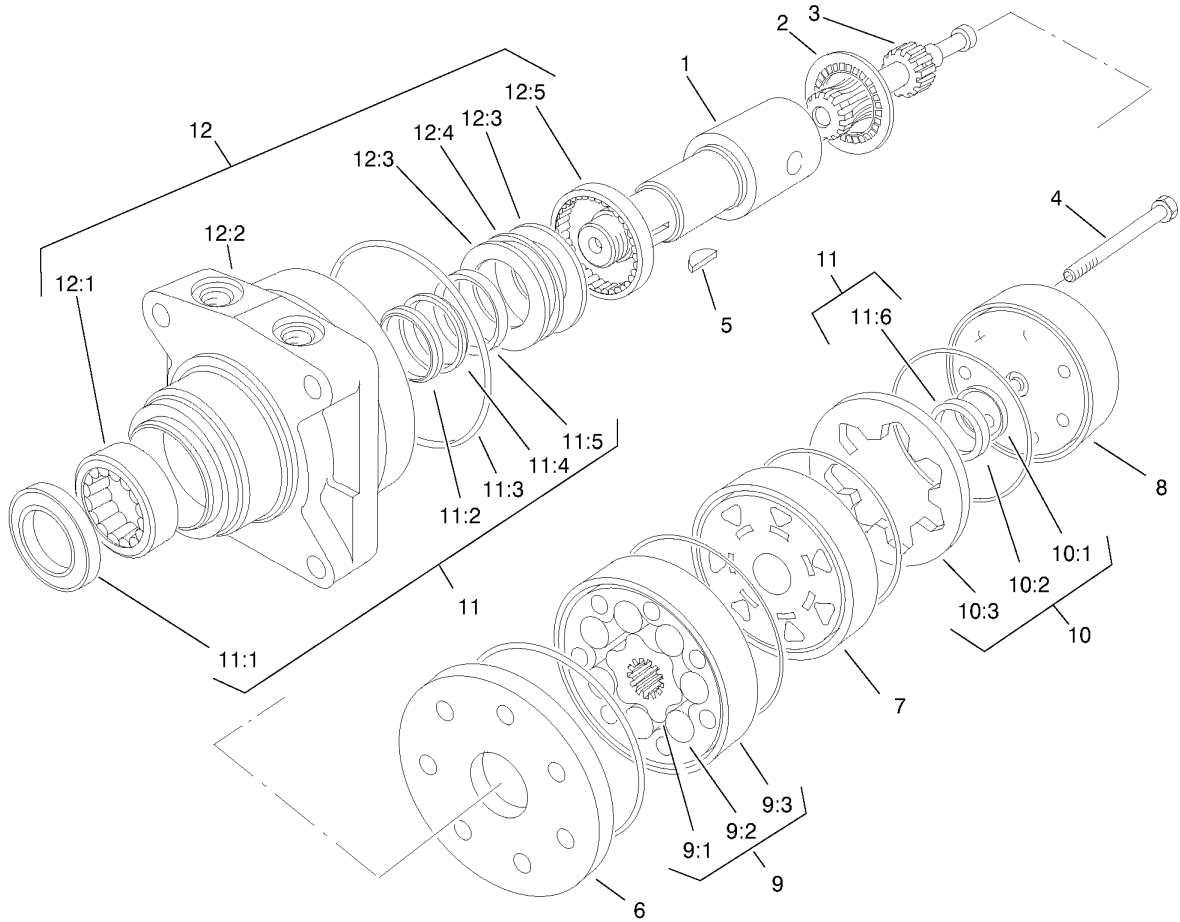
Ref	Part No.	Qty.	Description
20	242-50	8	Nut-Lug
21	321-5	8	Screw-HH
22	3296-42	8	Nut-Lock, NI
23	104-7705	2	Brake ASM
24	104-0485-03	2	Shield-Wheel
25	92-1715	8	Spacer
26	93-6850	2	Lever-Brake
27	282-2	2	Yoke
28	283-1	2	Pin-Yoke
29	3272-10	2	Pin-Cotter
30	104-4627	2	Rod-Adjusting
31	3272-6	2	Pin-Cotter
32	3220-2	2	Nut
33	104-4625-03	1	Brake Pivot Shaft ASM
34	95-8683	2	Bracket-Pivot, Brake
35	3234-11	4	Screw-HHF
36	32128-43	4	Nut-Flange
37	256-156	2	Bushing-Flange
39	3274-105	8	Screw-HSBH
40	104-4809	2	Drum-Brake



Hydraulic Motor Assembly No. 75-9990

Ref	Part No.	Qty.	Description
1	76-0800	1	Kit-Seal
●1:1		1	Seal-Dirt & Water
●1:2		1	Washer-Back-Up
●1:3		5	Ring-Seal
●1:4		1	Washer-Back-Up
●1:5		1	Seal-Inner
●1:6		1	Commutator
●2		5	Seal Rings
●3		1	Ring-Commutator,Bonded
●4		1	Seal-Inner
●5		1	Washer-Backup
●6		1	Washer-Backup
●7		1	Seal-Dirt & Water
8	76-1010	7	Screw
9	76-0960	1	Link-Drive
10	76-0810	1	Wheel Motor Housing ASM
●10:1		1	Bearing
●10:2		1	Housing
●10:3		2	Washer-Thrust
●10:4		1	Bearing-Thrust
●10:5		1	Bearing
●11		1	Housing
●12		1	Bearing
●13		1	Thrust Bearing

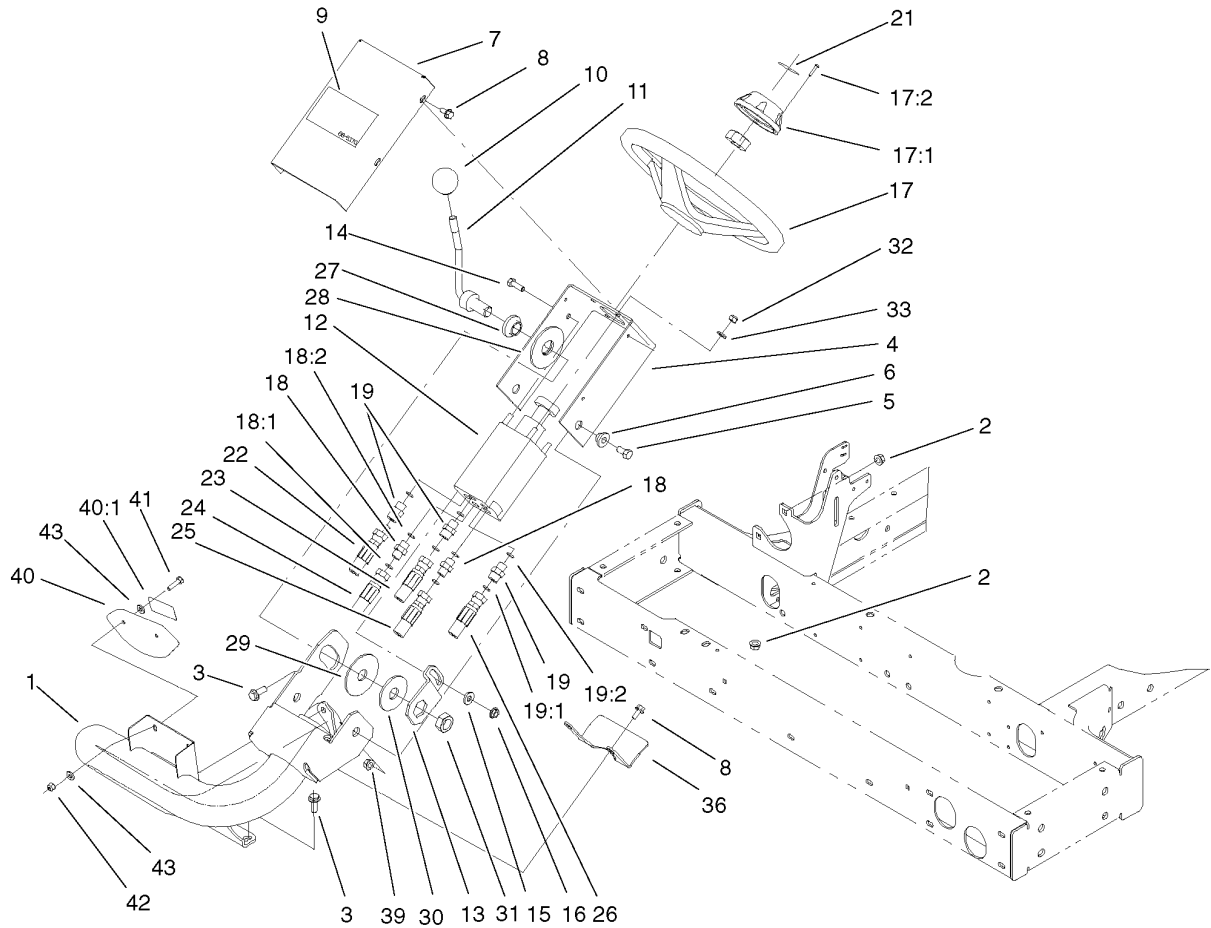
Ref	Part No.	Qty.	Description
●14		1	Bearing
●15		2	Thrust Washer
16	76-0940	1	End Cover ASM
17	76-0970	1	Set-Rotor
●17:1		1	Rotor
●17:2		7	Vane
●17:3		1	Stator
18	76-0840	1	Manifold
19	76-0850	1	Bearing-Thrust
20	76-0860	1	Shaft-Coupling
21	76-0870	1	Plate-Wear
22	3257-42	1	Key-Woodruff
23	76-0880	1	Commutator ASM
●23:1		1	Seal-Commutator
●23:2		1	Commutator
●23:3		1	Ring-Commutator



Hydraulic Motor Assembly No. 95-8693

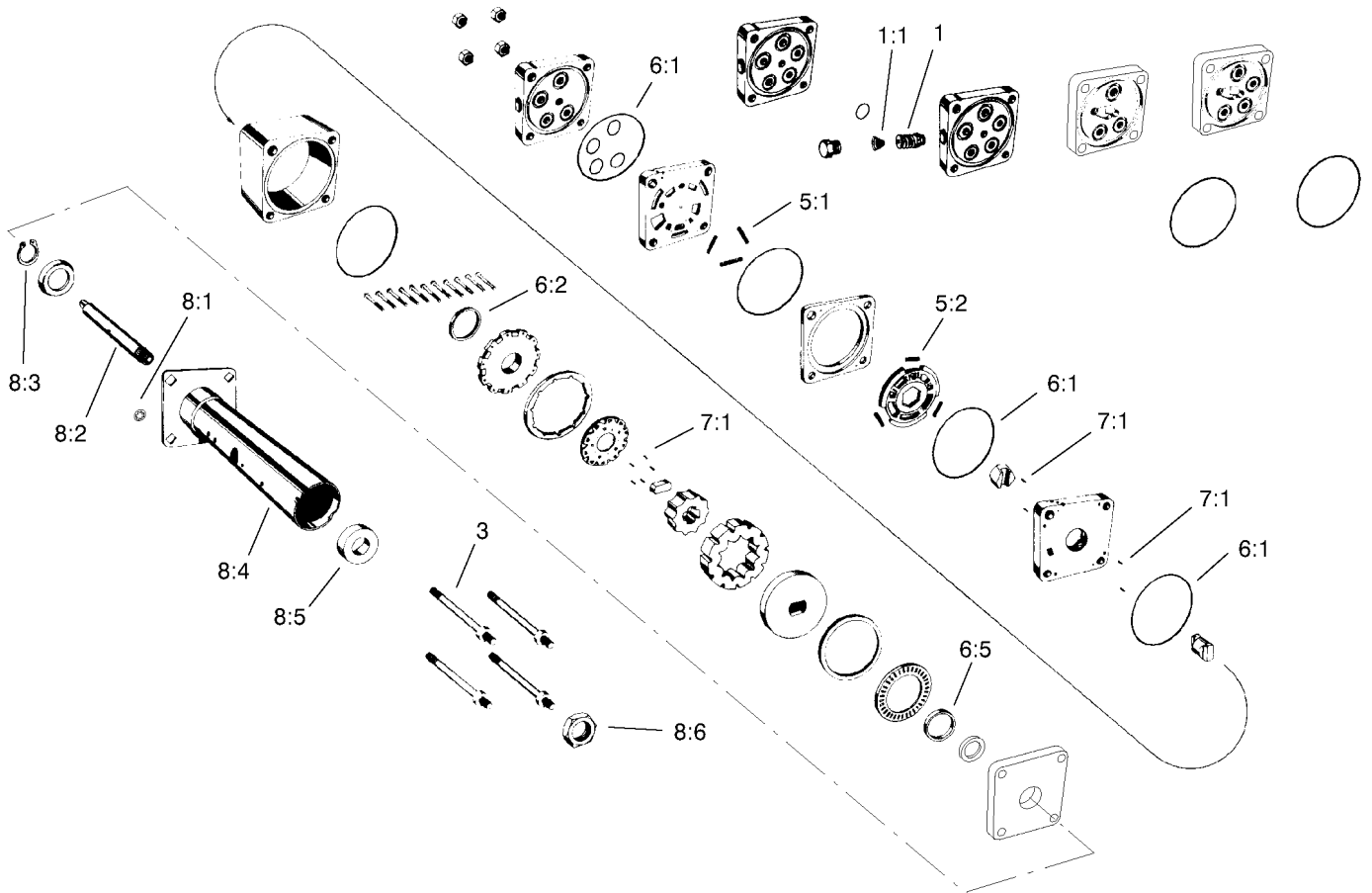
Ref	Part No.	Qty.	Description
1	76-0860	1	Shaft-Coupling
2	76-0850	1	Bearing-Thrust
3	76-0960	1	Link-Drive
4	76-1010	7	Screw
5	3257-42	1	Key-Woodruff
6	76-0870	1	Plate-Wear
7	99-3535	1	Manifold
8	76-0940	1	End Cover ASM
9	76-0970	1	Set-Rotor
●9:1		1	Rotor
●9:2		7	Vane
●9:3		1	Stator
10	76-0880	1	Commutator ASM
●10:1		1	Seal-Commutator
●10:2		1	Commutator
●10:3		1	Ring-Commutator
11	76-0800	1	Kit-Seal
●11:1		1	Seal-Dirt & Water
●11:2		1	Washer-Back-Up
●11:3		5	Ring-Seal
●11:4		1	Washer-Back-Up
●11:5		1	Seal-Inner
●11:6		1	Commutator
12	76-0810	1	Wheel Motor Housing ASM

Ref	Part No.	Qty.	Description
●12:1		1	Bearing
●12:2		1	Housing
●12:3		1	Washer-Thrust
●12:4		1	Bearing-Thrust
●12:5		1	Bearing



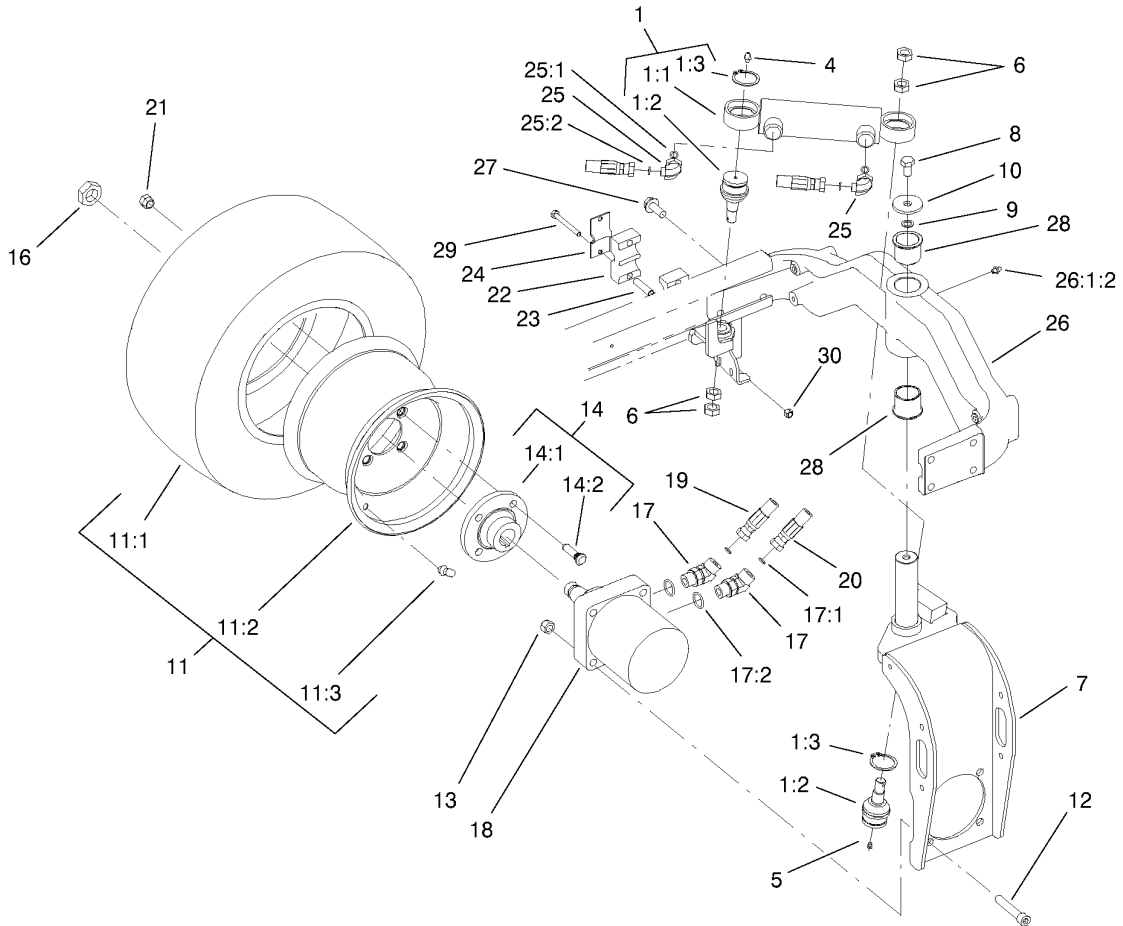
Steering Column Assembly

Ref	Part No.	Qty.	Description	Ref	Part No.	Qty.	Description
1	100-4896-01	1	Arm-Steering	19:2	237-42	1	O-Ring
2	32128-43	4	Nut-Flange	21	68-5370	1	Decal-Toro
3	3234-11	4	Screw-HHF	22	95-8842	1	Hose ASM
4	95-8793-01	1	Bracket-Valve, Steering	23	95-8843	1	Hose ASM
5	323-5	2	Screw-HH	24	95-8844	1	Hose ASM
6	93-5988	2	Hub-Pivot	25	95-8845	1	Hose ASM
7	95-8794-01	1	Cover-Valve, Steering	26	95-8846	1	Hose ASM
8	32144-10	5	Screw-HWH	27	99-3502	1	Boss
9	67-1300	1	Decal-Toro	28	31-0390	1	Disc-Friction
10	233-48	1	Knob	29	82-9010	1	Disc-Friction
11	95-8798-03	1	Lever-Steering	30	80-2930	1	Washer-Flat
12	104-0474	1	Control-Steering	31	3218-7	1	Nut-Jam
13	80-2880	1	Bracket-Tilt	32	3296-4	4	Nut-Lock, NI
14	322-5	1	Screw-HH	33	3256-23	4	Washer-Flat
15	3256-3	1	Washer-Flat	36	99-3405-01	1	Shield-Steering
16	32128-44	1	Nut	39	32128-21	2	Nut-HF
17	68-5130	1	Wheel-Steering	40	100-4929	1	Slope Indicator ASM
17:1	68-5140	1	Cap-Wheel, Steering	40:1	100-4933	1	Decal-Danger
17:2	32144-21	1	Screw	40:1	100-4837	1	Decal-Danger
18	340-1	2	Adapter	41	321-7	2	Screw-HH
18:1	237-35	1	O-Ring	42	3296-42	2	Nut-Lock, NI
18:2	237-42	1	O-Ring	43	3256-22	4	Washer-Flat
19	340-2	3	Fitting-HYD, Straight	Ⓢ*99	3290-378	2	Tie-Cable
19:1	237-22	1	O-Ring				



Steering Control Assembly No. 104-0474

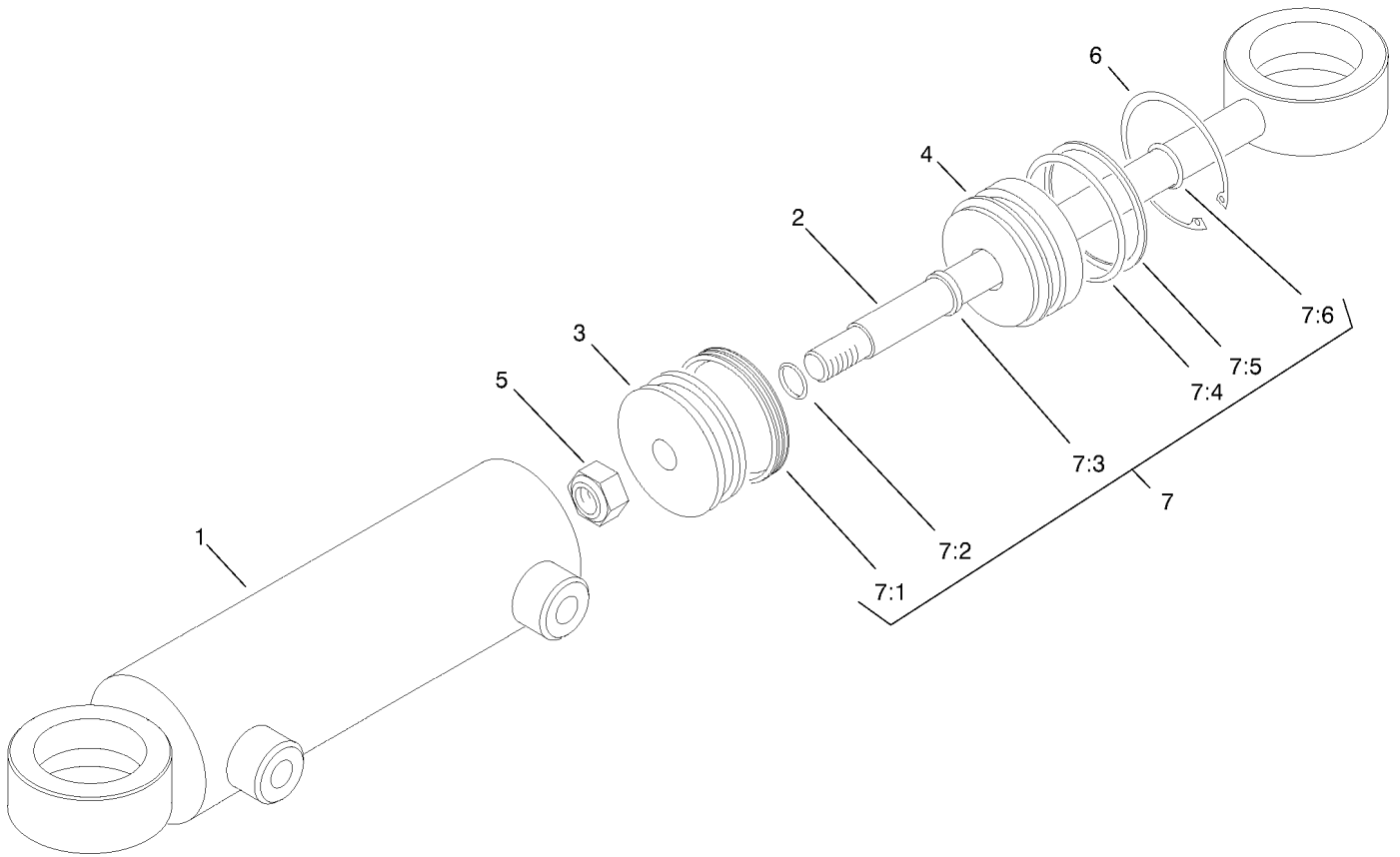
Ref	Part No.	Qty.	Description
1	99-3523	1	Cartridge-Valve, Relief
1:1		1	Spring-Coil
3	99-3524	4	Bolt-Special
5	66-9970	1	Kit-Spring
5:1		3	Spring
5:2		3	Spring
6	66-9980	1	Kit-Seal
6:1		5	Ring-Seal
6:2		1	Seal-Commutator
6:5		1	Seal-Face
7	66-9990	1	Kit-Roller, Needle
7:1		9	Pin-Alignment
8	104-0475	1	Column ASM
8:1	92-7316	4	Nut-Push On
8:2		1	Shaft-Input
8:3		1	Ring-Retaining
8:4		1	Upper Cover & Jacket
8:5		1	Bushing
8:6	47-6990	1	Nut



Rear Fork and Tire Assembly

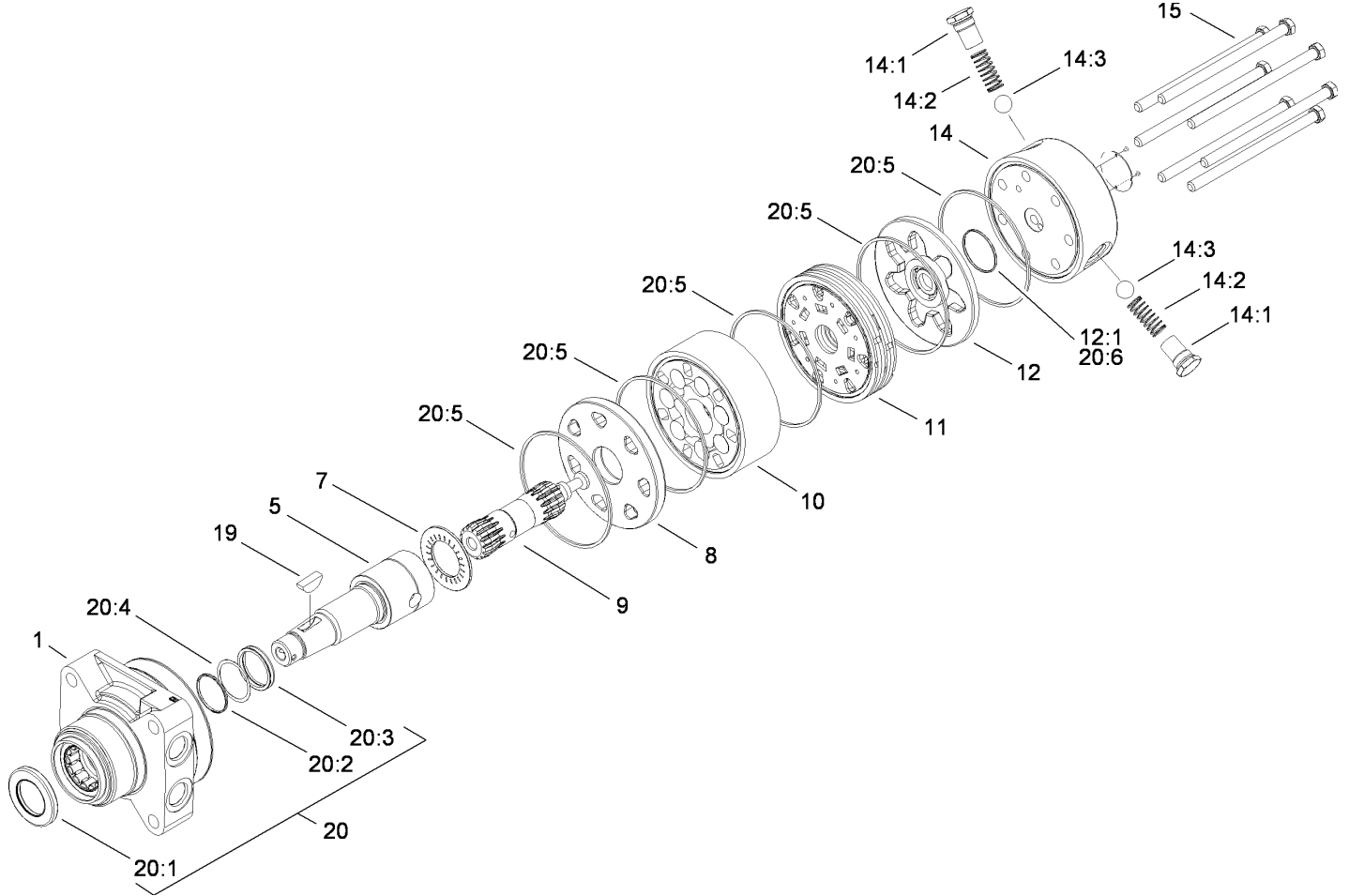
Ref	Part No.	Qty.	Description
❶ 1		1	Steering Cylinder/Balljoint ASM
1:1	94-8141	1	HYD Cylinder ASM
1:2	92-5838	2	Joint-Ball
1:3	32151-104	2	Ring-Retaining, EXT
4	302-5	1	Fitting-Grease
5	302-59	1	Plug-Threaded
6	3220-6	4	Nut-Jam
7	95-8905-01	1	Fork-Rear
8	325-3	1	Screw-HH
9	3255-2	1	Washer-Lock/EXT
10	75-7730	1	Washer-Thrust
❶ 11		1	Tire & Wheel ASM
11:1	95-8656	1	Tire
11:2	95-8657	1	Rim-Wheel
11:3	232-27	1	Stem-Valve
12	3274-93	4	Screw-HSH
13	3296-23	4	Nut-Lock, NI
❶ 14		1	Wheel Hub / Stud ASM
14:1	10-6870-03	1	Hub-Wheel
14:2	10-6830	4	Stud-Type, Drive
16	26-3790	1	Nut-Lock
17	340-14	2	Fitting-HYD, 45Ø
17:1	237-65	1	O-Ring
17:2	237-80	1	O-Ring

Ref	Part No.	Qty.	Description
18	95-8694	1	HYD Motor ASM
19	105-1221	1	Hose-ASM
20	105-1222	1	Hose-ASM
21	242-50	4	Nut-Lug
22	82-8170	2	Clamp
23	93-7960	2	Spacer
24	93-7961	1	Clamp-Drain, Case
25	340-132	2	Fitting-HYD, 90Ø
25:1	237-78	1	O-Ring
25:2	237-21	1	O-Ring
26	18-3979-03	1	Rear Casting ASM
❶ 26:1		1	Rear Casting ASM
26:1:2	302-5	1	Fitting-Grease
27	3234-38	8	Screw-HHF
28	95-8805	2	Bushing
29	322-13	2	Screw-HH
30	3296-29	2	Nut-Lock, NI
❸ *99	3290-378	5	Tie-Cable



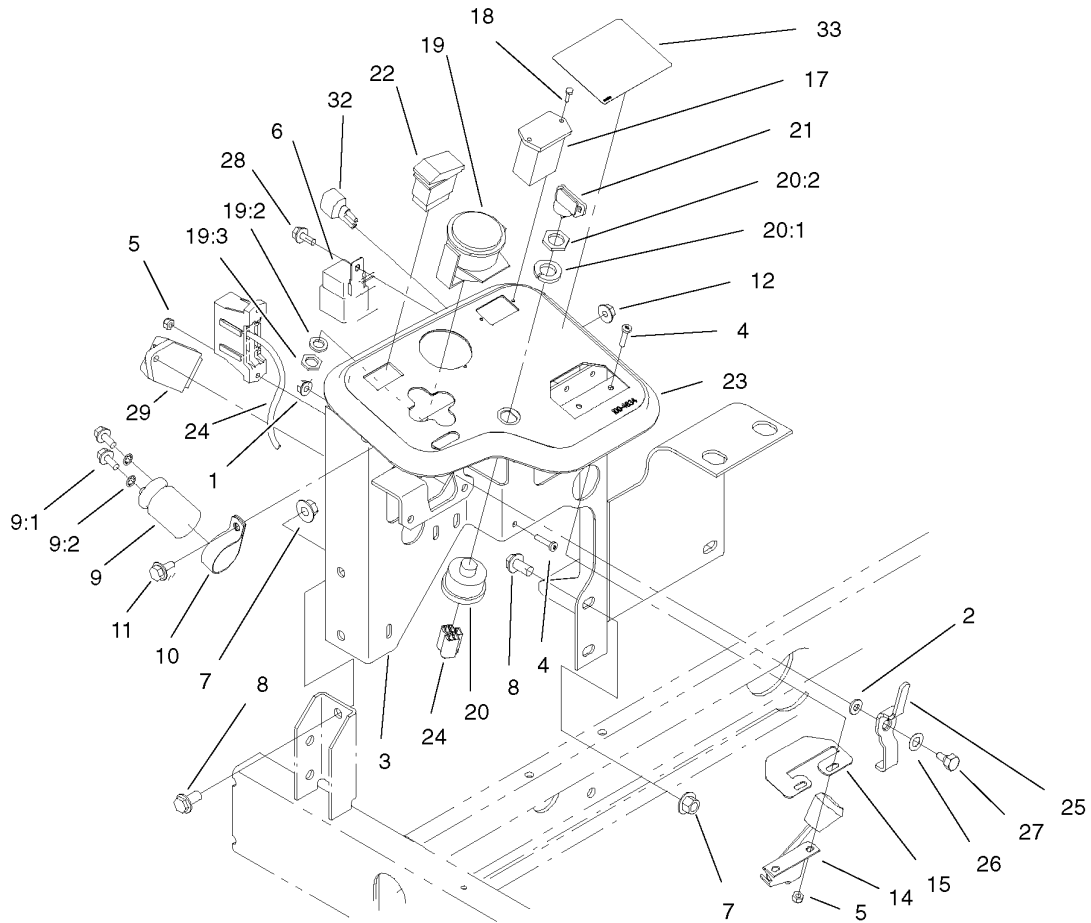
Hydraulic Cylinder Assembly No. 94-8141

Ref	Part No.	Qty.	Description
1	94-9955	1	Barrel ASM
2	94-9956	1	Piston Rod ASM
3	94-9957	1	Piston
4	94-9958	1	Gland-Cylinder
5	32152-10	1	Locknut
6	32120-8	1	Ring-Snap
7	86-5390	1	Kit-Repair, Seal
●7:1		1	Uniring
●7:2		1	O-Ring
●7:3		1	Seal-Rod
●7:4		1	O-Ring
●7:5		1	Ring-Backup
●7:6		1	O-Ring



Hydraulic Motor Assembly No. 95-8694

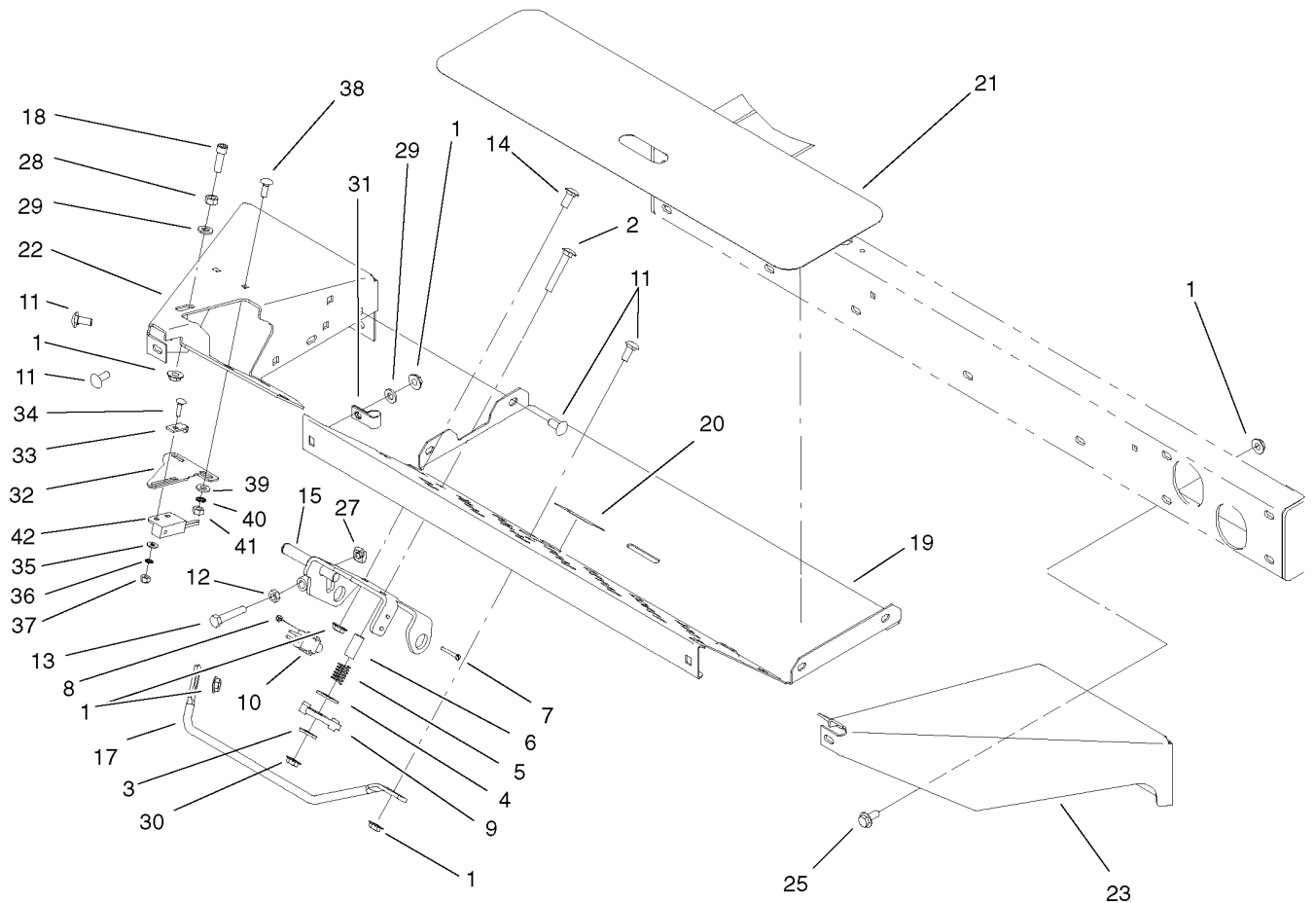
Ref	Part No.	Qty.	Description
1	76-0810	1	Housing ASM
5	99-3090	1	Shaft-Coupling
7	76-0850	1	Bearing-Thrust
8	76-0870	1	Plate-Wear
9	99-3537	1	Link-Drive
10	99-3539	1	Set-Rotor
11	99-3535	1	Manifold
12	76-0880	1	Commutator ASM
②12:1		1	Seal-Commutator
14	99-3538	1	End Cover ASM
②14:1		1	Spring Cap And O-Ring ASM
14:2	99-3541	1	Spring
14:3	99-3540	1	Ball
15	99-3536	7	Screw-HH
19	3257-42	1	Key-Woodruff
20	94-8178	1	Seal Kit
②20:1		1	Seal-Dirt And Water
②20:2		1	Backup-Ring
②20:3		1	Seal-Shaft
②20:4		1	Washer-Back Up
②20:5		5	Seal-Square, Ring (Inner)
②20:6		1	Seal-Commutator



Control Panel Assembly

Ref	Part No.	Qty.	Description
1	32128-32	1	Nut-HHF
2	3256-22	1	Washer-Flat
3	95-8712-03	1	Panel-Control
4	3250-27	4	Screw-PPH
5	3296-2	2	Nut-Lock
6	70-1480	4	Relay
7	32128-43	5	Nut-Flange
8	3234-1	5	Screw-HHF
9	37-2690	1	Capacitor
9:1	3252-18	2	Screw
9:2	3254-1	2	Washer-Lock, Internal
10	2412-74	1	R-Clamp
11	3234-4	1	Screw-HHF
12	32128-33	1	Nut-HF
14	95-8855	1	Control-Throttle
15	104-0421	1	Plate-Stop, Throttle
17	75-6820	1	Hourmeter
18	32144-18	2	Screw-HH
19	93-7053	1	Cluster-Lamp, Warning
Ⓢ*19:1	219-17	4	Bulb
19:2	3254-1	1	Washer-Lock, Internal
19:3	3217-26	1	Nut-Hex
20	88-9830	1	Key Switch ASM
20:1	3254-5	1	Washer-Lock, Internal

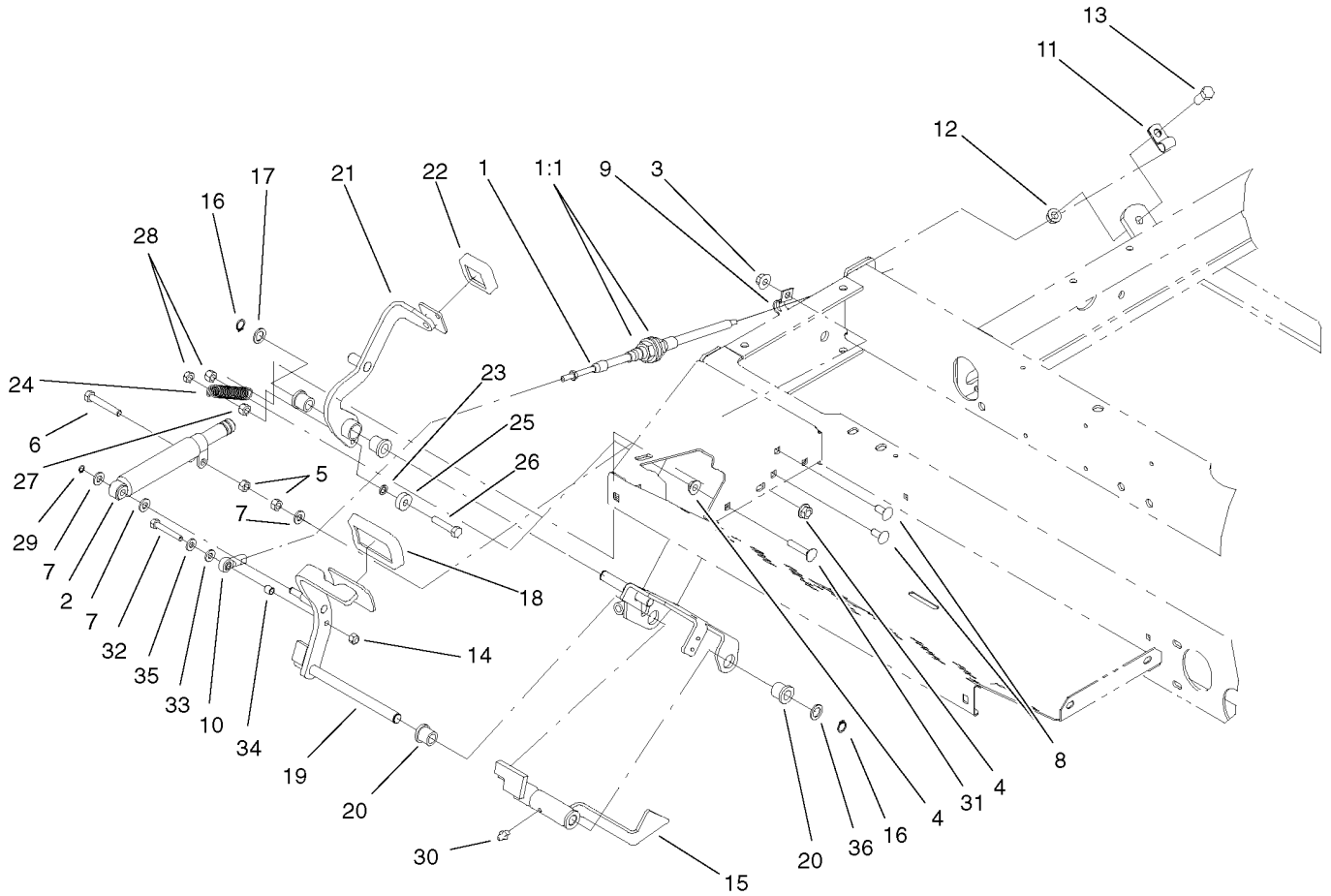
Ref	Part No.	Qty.	Description
20:2	218-461	1	Nut-HH
21	63-8360	2	Key-Ignition
22	95-8999	1	Switch
23	99-3493	1	Decal
24	100-4823	1	Harness-Wire
25	99-3401-03	1	Lever-Valve, Lock
26	3290-477	1	Washer-Curved
27	63-3410	1	Screw-Shoulder
28	32144-10	5	Screw-HWH
29	98-7611	1	Controller-Glow
32	100-4918	4	Diode
33	3290-148	2	Nut-Hex (W/Washer)
Ⓢ*99	3290-378	3	Tie-Cable
Ⓢ*99	3290-379	4	Tie-Cable



Front Platform Assembly

Ref	Part No.	Qty.	Description
1	32128-44	22	Nut
2	3230-6	1	Screw-CARR
3	3256-3	1	Washer-Flat
4	3256-40	1	Washer-Flat
5	65-9940	1	Spring
6	95-8866	1	Tube-Arm, Rocker
7	32105-9	2	Screw
8	3296-9	2	Nut-Lock NI
9	99-3593	1	Arm-Rocker
10	95-8900	1	Switch
11	3230-1	9	Screw-CARR
12	3218-2	1	Nut-Jam
13	322-41	1	Screw-HH
14	3230-23	2	Screw-CARR
15	95-8869-03	1	Bracket-Pedal, Traction
17	95-8893	1	Bar-Deflector
18	3274-22	1	Screw-HSH
19	95-8610-01	1	Plate-Floor
20	99-3444	1	Decal-Mow/Transport
21	99-3478	1	Tread-Foot
22	100-4884-01	1	Support-Floor, RH
23	95-8612-01	1	Bracket-Floor Plate, LH
25	3234-5	10	Screw
27	99-3565	1	Nut-Square

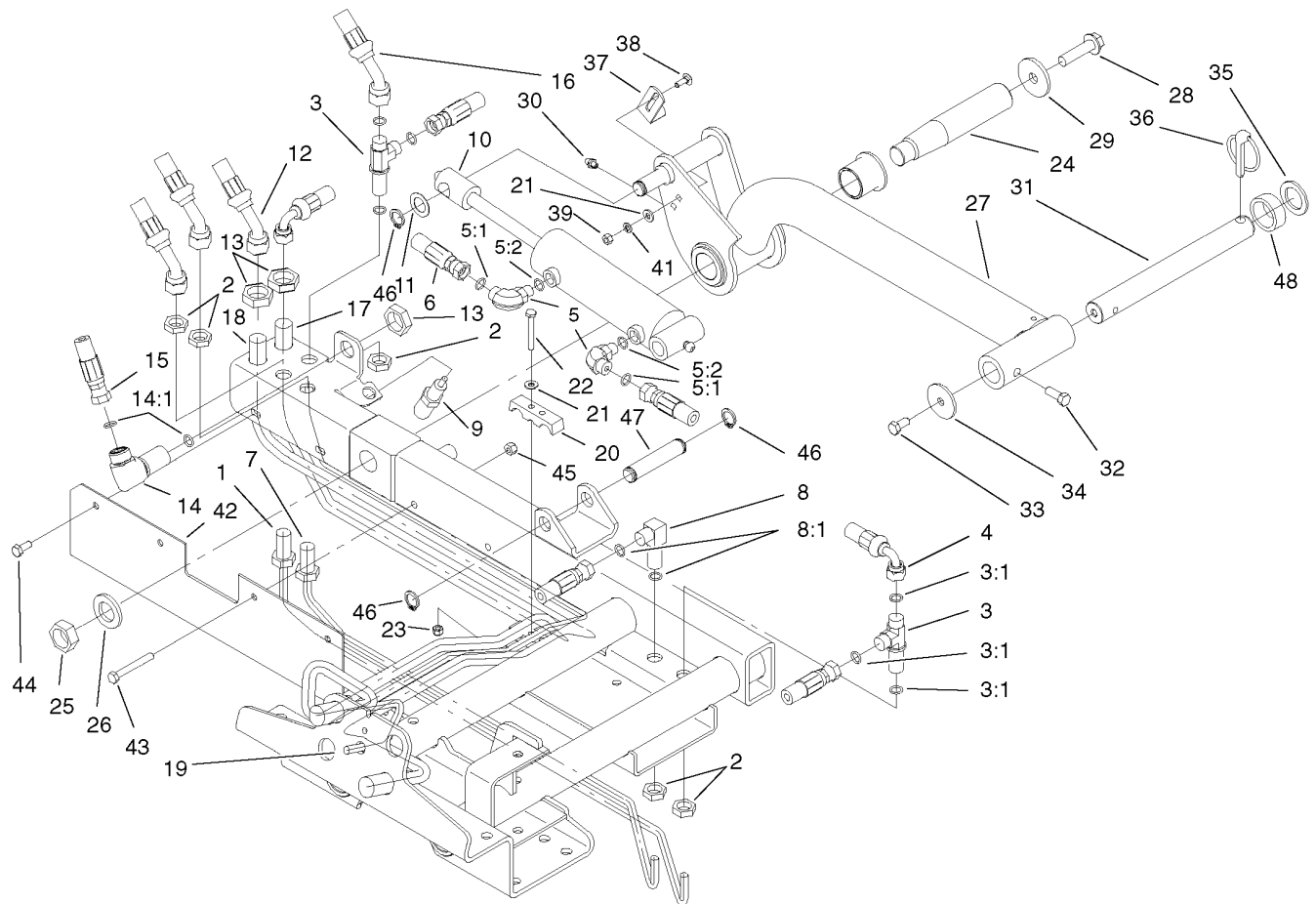
Ref	Part No.	Qty.	Description
28	3217-6	1	Nut-Hex
29	3256-23	2	Washer-Flat
30	3296-29	1	Nut-Lock, NI
31	2412-103	1	Clamp
32	100-4871	1	Bracket-Switch, Neutral
33	100-4872	1	Plate-Switch, Neutral
34	3229-20	1	Screw-CARR
35	3256-14	1	Washer-Flat
36	3255-17	1	Washer-Lock/EXT
37	3296-2	1	Nut-Lock
38	3229-1	2	Screw-CARR
39	3256-22	2	Washer-Flat
40	3255-7	2	Washer-Lock/EXT
41	3217-5	2	Nut-Hex
42	100-1270	1	Switch-Proximity
99	3290-379	2	Tie-Cable



Traction Pedal Assembly

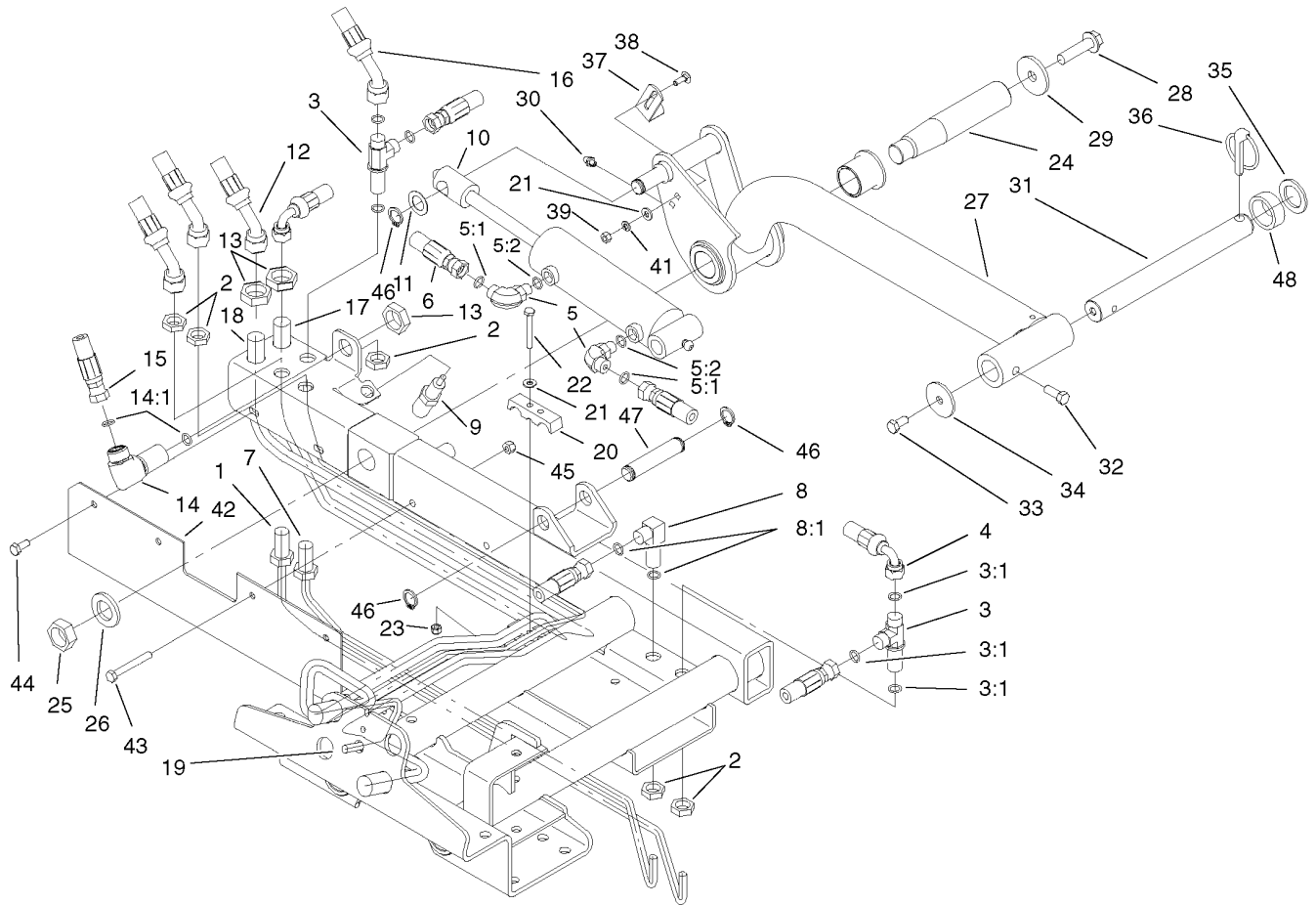
Ref	Part No.	Qty.	Description
1	93-2099	1	Cable-Control, Traction
1:1	3220-1	2	Nut-Jam
2	76-8870	1	Lever Damper ASM
3	32128-20	2	Nut-HF
4	32128-44	3	Nut
5	3217-6	1	Nut-Hex
6	322-10	1	Screw-HH
7	3256-23	2	Washer-Flat
8	3230-23	2	Screw-CARR
9	93-2092	1	Clamp-Cable
10	2411-41	1	Joint-Ball, Superior
11	2412-10	1	R-Clamp
12	32128-43	1	Nut-Flange
13	323-6	1	Screw-HH
14	3296-42	1	Nut-Lock, NI
15	95-8861	1	Slide
16	32151-84	2	Ring-Shaft, EXT
17	41-8440	1	Washer
18	74-9100	1	Pad-Pedal, Forward
19	104-4852-03	1	Traction Pedal ASM
20	256-243	2	Bearing-Flange
21	99-3379	1	Pedal-Reverse
22	74-9110	1	Pad-Pedal, Reverse
23	75-5470	1	Spacer-Bearing

Ref	Part No.	Qty.	Description
24	99-3476	1	Spring-Extension
25	251-259	1	Bearing
26	322-7	1	Screw-HH
27	3296-29	1	Nut-Lock, NI
28	3296-47	2	Nut-Lock, NI
29	32151-3	1	Ring-Grip, Ex
30	302-5	1	Fitting-Grease
31	3230-27	1	Screw-CARR
32	321-9	1	Screw-HH
33	33093-00	1	Washer-Flat
34	99-3545	1	Spacer
35	3256-22	1	Washer-Flat
36	73-0040	4	Washer-Thrust



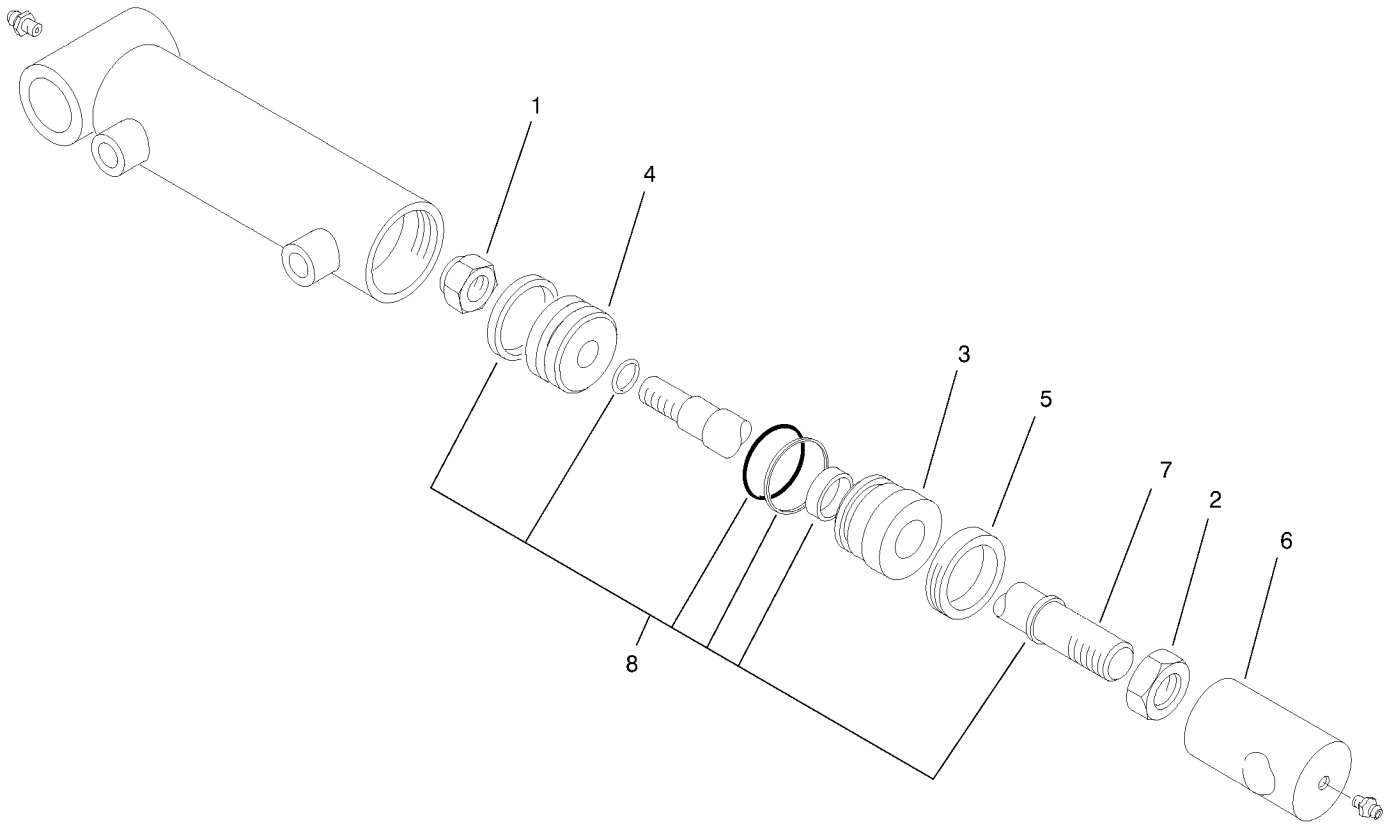
Rear Lift Arm Assembly

Ref	Part No.	Qty.	Description	Ref	Part No.	Qty.	Description
1	95-8984	1	Tube ASM	20	93-2509	2	Clamp-Tube
2	340-70	5	Locknut-Bulkhead	21	3256-22	6	Washer-Flat
3	340-68	2	Fitting-Tee, Bulkhead	22	321-11	2	Screw-HH
3:1	237-22	3	O-Ring	23	3296-42	2	Nut-Lock, NI
4	95-8831	1	Hose ASM	24	95-8990	1	Shaft-Pivot, Rear
5	340-77	2	Fitting-HYD, 90°	25	3220-9	1	Nut-Jam
5:1	237-22	1	O-Ring	26	86-1480	1	Washer
5:2	237-42	1	O-Ring	27	95-8985	1	Rear Lift Arm ASM
6	99-3576	1	Hose ASM	28	3234-27	1	Screw-Flange
7	95-8983	1	Tube ASM	29	75-7730	1	Washer-Thrust
8	340-154	1	Union-Bulkhead	30	302-5	1	Fitting-Grease
8:1	237-22	2	O-Ring	31	104-1392	1	Shaft-Pivot
9	93-6762	1	Switch-Ball	32	323-6	1	Screw-HH
10	95-8978	1	Cylinder-HYD	33	323-4	1	Screw-HH
11	3-6498	1	Washer-Thrust	34	63-7400	1	Washer-Rebound
12	99-3574	1	Hose ASM	35	3-6781	1	Washer-Thrust
13	340-127	3	Nut-Bulkhead	36	283-71	1	Pin-Lynch
14	93-9151	1	Fitting-HYD	37	95-8613	1	Bracket-Switch
14:1	237-30	2	O-Ring	38	3229-1	2	Screw-CARR
15	99-3578	1	Hose ASM	39	3217-5	2	Nut-Hex
16	99-3577	1	Hose ASM	41	3253-3	2	Washer-Lock
17	95-8980	1	Tube ASM	42	95-8591-03	1	Guard
18	95-8981	1	Tube ASM	43	322-12	2	Screw-HH
19	95-8982	1	Tube ASM	44	322-3	2	Screw-HH



Rear Lift Arm Assembly (continued)

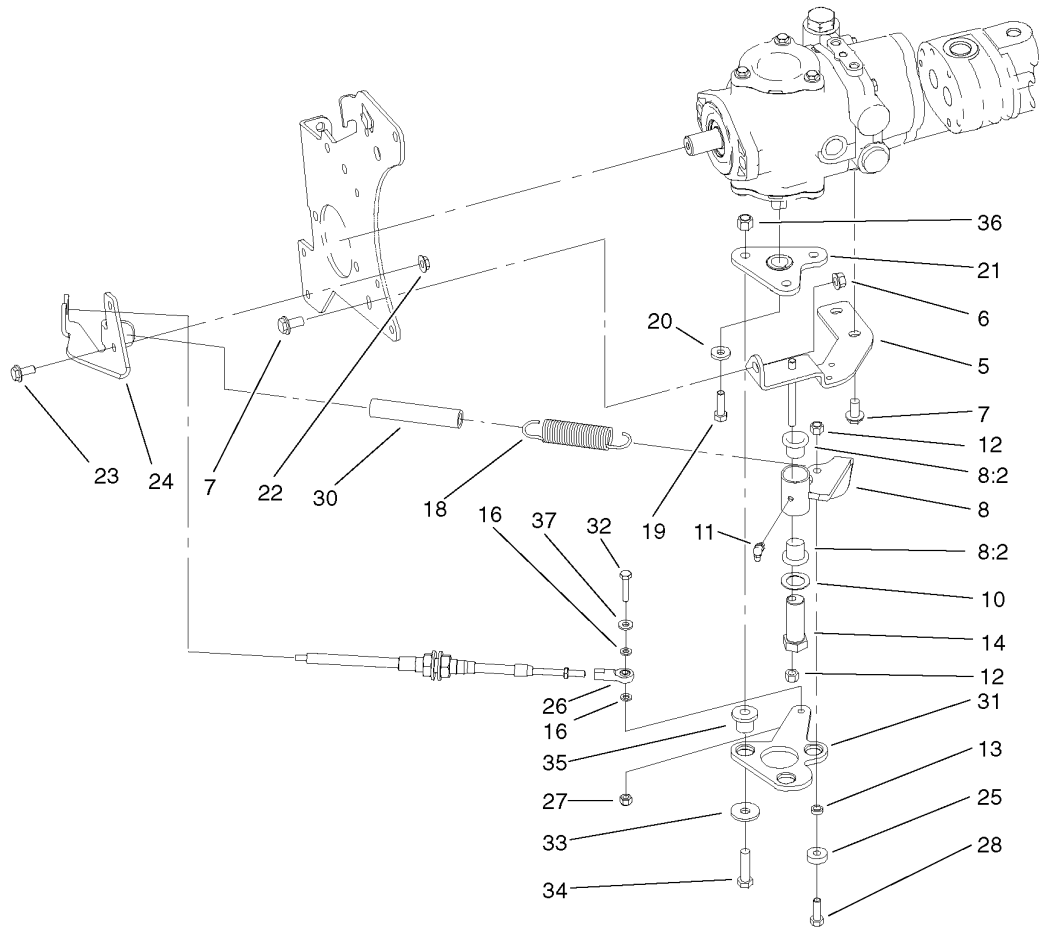
Ref	Part No.	Qty.	Description
45	32128-20	4	Nut-HF
46	32120-93	3	Ring-Retaining
47	95-8575	1	Pin
48	63-0070	1	Spacer
⑤*99	3290-379	1	Tie-Cable



Hydraulic Cylinder Assembly No. 95-8978

Ref	Part No.	Qty.	Description
1	32152-10	1	Locknut
2	3220-6	1	Nut-Jam
3	65-4860	1	Head
4	52-1990	1	Piston-Cylinder, HYD
5	99-3532	1	Collar-Internal
6	99-3533	1	Clevis
7	99-3534	1	Shaft
8	83-7240	1	Kit-Repair, Seal

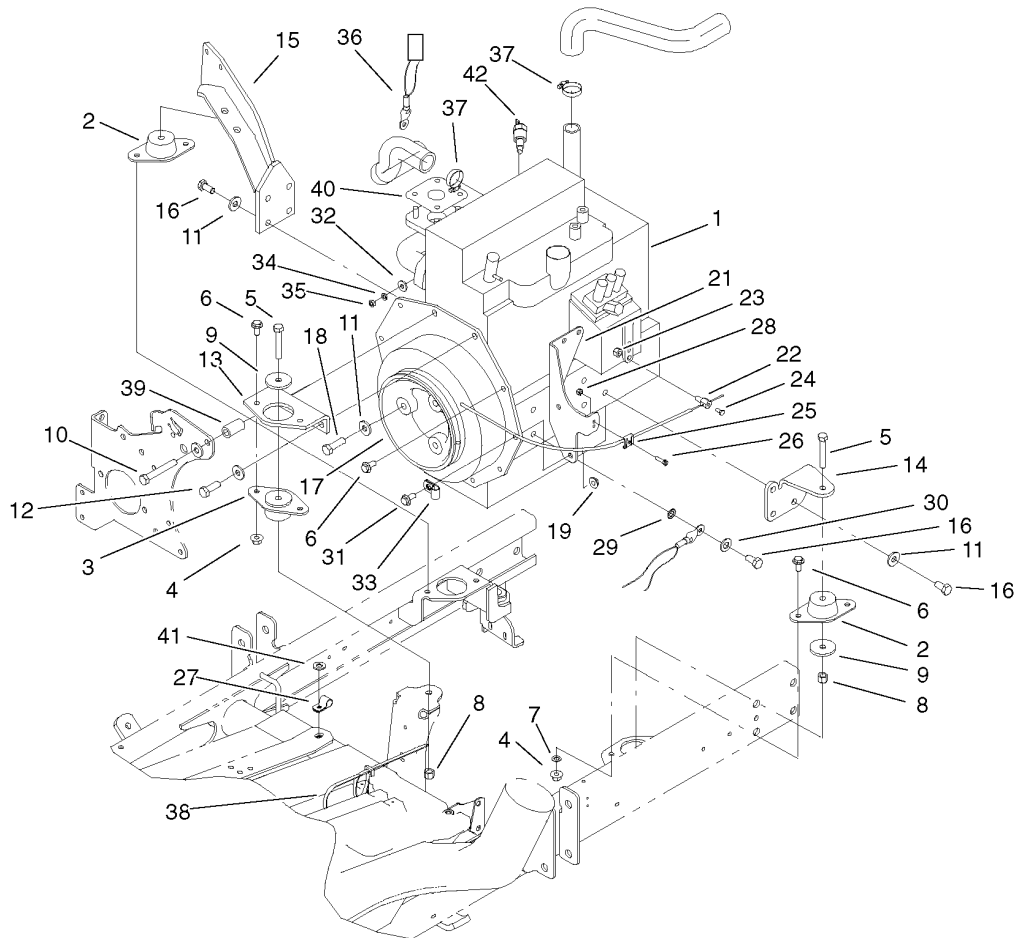
--	--	--	--



Neutral Arm Assembly

Ref	Part No.	Qty.	Description
5	95-8960-03	1	Bracket-Neutral
6	32128-43	1	Nut-Flange
7	3234-1	3	Screw-HHF
8	104-0422	1	Neutral Arm ASM
8:2	256-113	2	Bushing-Flange
10	3-6498	1	Washer-Thrust
11	302-60	1	Fitting-Lube
12	3296-29	2	Nut-Lock, NI
13	100-4817	1	Spacer-Bearing
14	76-8640	1	Stud-Traction
16	33093-00	2	Washer-Flat
18	94-1369	1	Spring-Extension
19	3210-6	1	Screw-HH
20	88-7200	1	Washer-Flat
21	99-3598-03	1	Hub ASM
22	32128-44	2	Nut
23	3234-5	2	Screw
24	99-3553-03	1	Bracket-Support, Cable
25	251-259	1	Bearing
26	2411-41	1	Joint-Ball, Superior
27	3296-42	1	Nut-Lock, NI
28	3274-104	1	Screw-HSBH
30	99-3556	1	Hose
31	99-3594-03	1	Lever-Pump

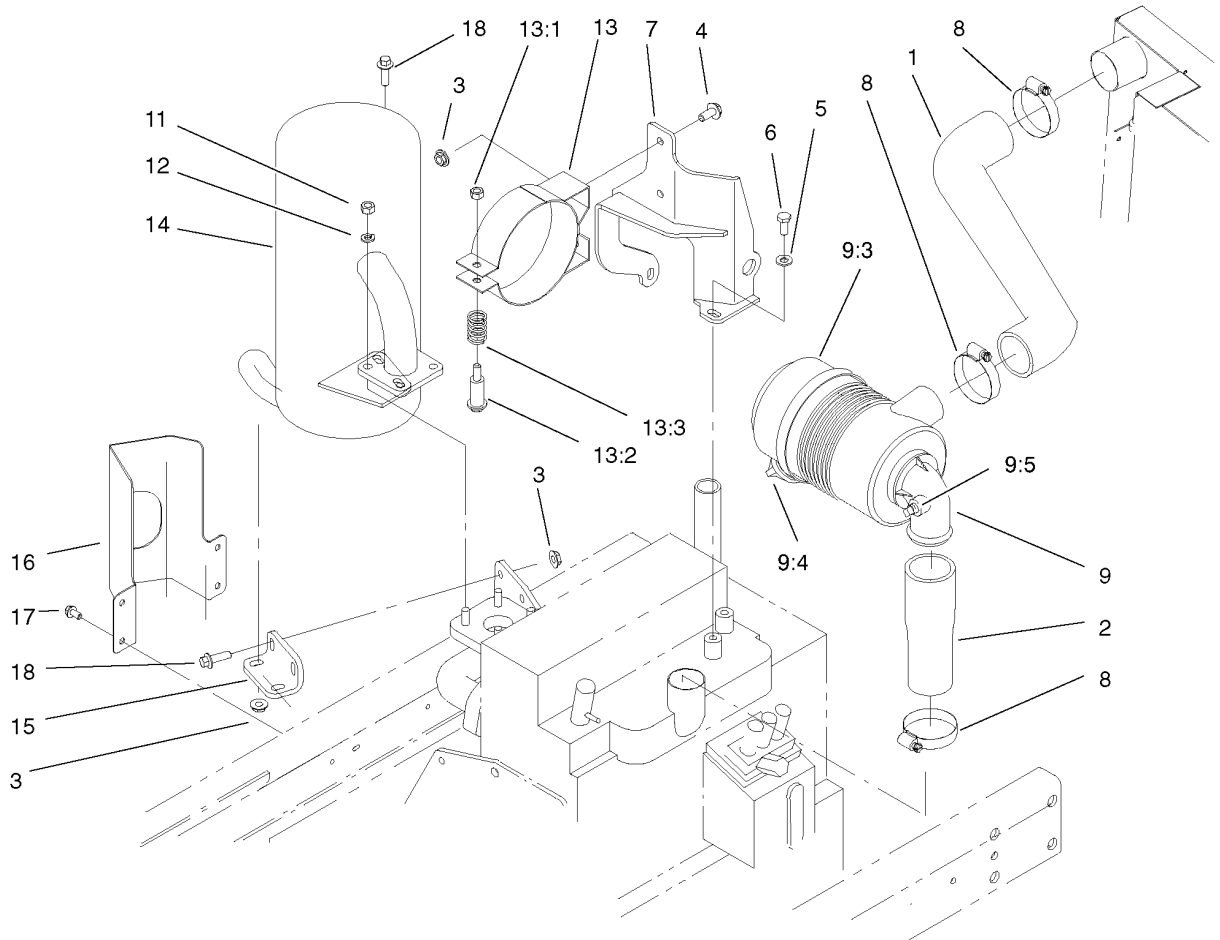
Ref	Part No.	Qty.	Description
32	321-8	1	Screw-HH
33	2844	3	Washer
34	95-3857	3	Screw-Head, Button
35	63-9750	3	Mount
36	3296-39	3	Nut-Lock, NI
37	3256-22	1	Washer-Flat



Engine Assembly

Ref	Part No.	Qty.	Description
1	95-8912	1	Engine-Kubota, D1105-Eb-Toro-2-S1
2	83-1030	2	Mount-Engine
3	93-5265	1	Mount-Engine
4	32128-20	6	Nut-HF
5	323-11	3	Screw-HH
6	3234-5	7	Screw
7	3255-8	1	Washer-Lock/EXT
8	3296-39	3	Nut-Lock, NI
9	80-8560	3	Washer-Hardened
10	42-9370	1	Bolt/Washer
11	80-6990	12	Washer-Hardened
12	95-8812	1	Screw-HH
13	95-8926-03	1	Mount-Engine, Front
14	95-8937-03	1	Mount-Engine, LH
15	95-8919-03	1	Mount-Engine
16	63-7790	8	Screw-Cap
17	99-3412-03	1	Pulley
18	56-2140	3	Bolt
19	32128-44	2	Nut
21	99-3354-03	1	Support-Filter, Throttle
22	98-9311	1	Swivel-Throttle
23	3296-20	1	Nut-Lock, NI
24	25-8640	1	Screw-HH

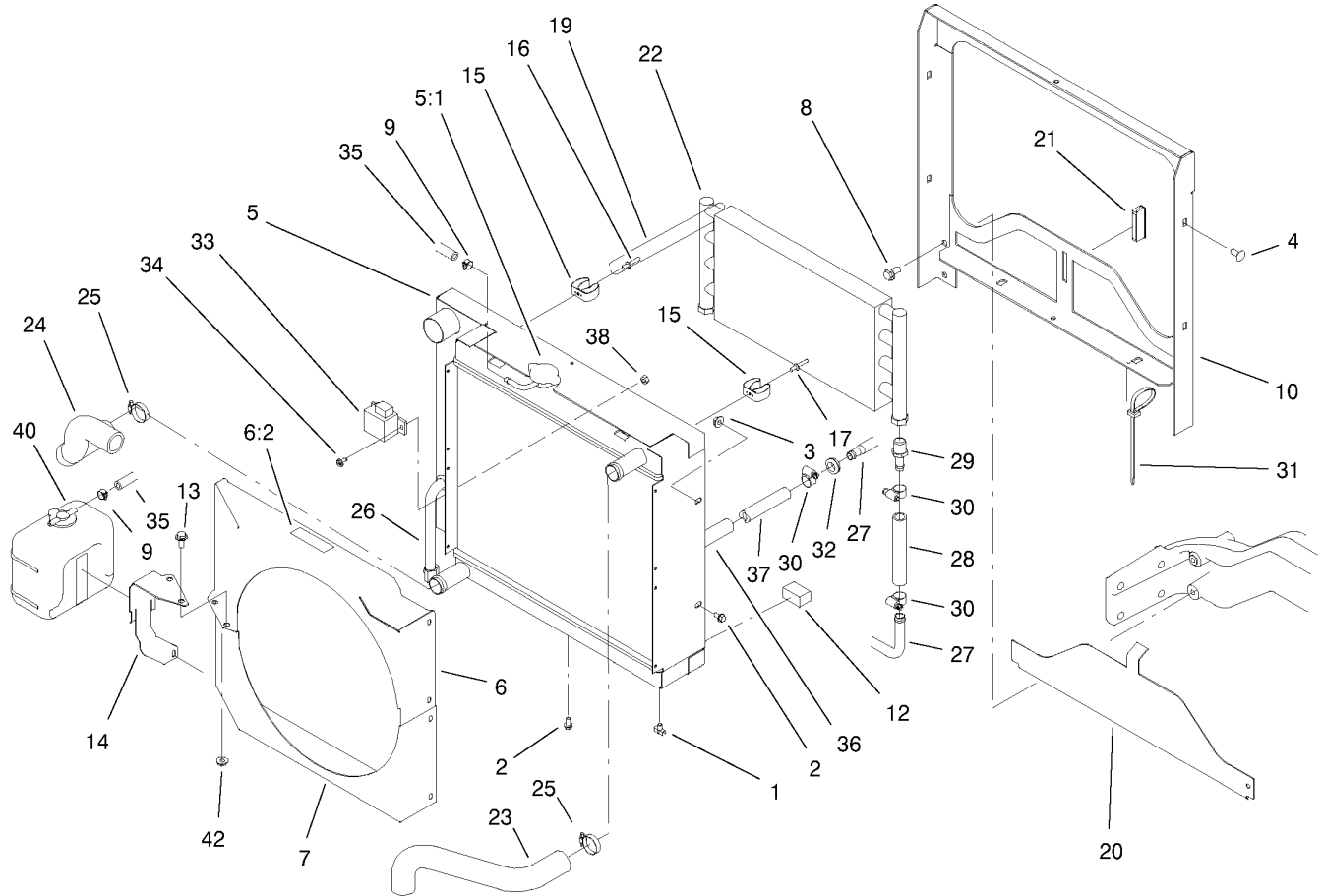
Ref	Part No.	Qty.	Description
25	81-1690	1	Clamp-Cable
26	32105-13	1	Screw-SHH
27	2412-112	1	Clamp
28	3296-2	1	Nut-Lock
29	3255-9	1	Washer-Lock/EXT
30	3256-25	1	Washer-Flat
31	3234-17	1	Screw-HHF
32	3256-78	1	Washer-Flat
33	2412-10	1	R-Clamp
34	43-5930	1	Washer-Spring
35	48-7890	1	Nut
36	99-3441	1	Harness-Wire, Fusible Link
37	2412-34	2	Clamp-Hose
38	3290-378	1	Tie-Cable
39	95-8736	1	Spacer
40	98-9611	1	Gasket
41	3256-24	1	Washer-Flat
42	99-3582	1	Thermoswitch



Air Cleaner and Muffler Assembly

Ref	Part No.	Qty.	Description
1	95-8946	1	Hose-Upper, Air Inlet
2	95-8947	1	Hose-Lower, Air Inlet
3	32128-44	6	Nut
4	3234-5	3	Screw
5	3256-23	2	Washer-Flat
6	33114-016	2	Screw-HH
7	99-3355-03	1	Bracket-Filter, Air
8	2412-92	4	Clamp-Hose
9	93-2190	1	Air Cleaner ASM
9:2	93-2195	1	Filter
9:3	94-3652	1	Cover ASM
9:4	94-1414	1	Valve-Vacuator
9:5	285-17	1	Plug-Pipe
11	33014-00	4	Nut-Hex
12	42-9850	4	Washer-Lock, Spring
13	93-2191	1	Band-Mounting, Air Cleaner
13:1		1	Clamp ASM
13:2	94-3653	1	Bolt
13:3	94-3654	1	Spring
13:4	48-9510	1	Nut
14	104-4834	1	Muffler
15	95-8943-03	1	Bracket-Muffler
16	99-3425-03	1	Guard-Exhaust
17	32144-4	4	Screw-HWH

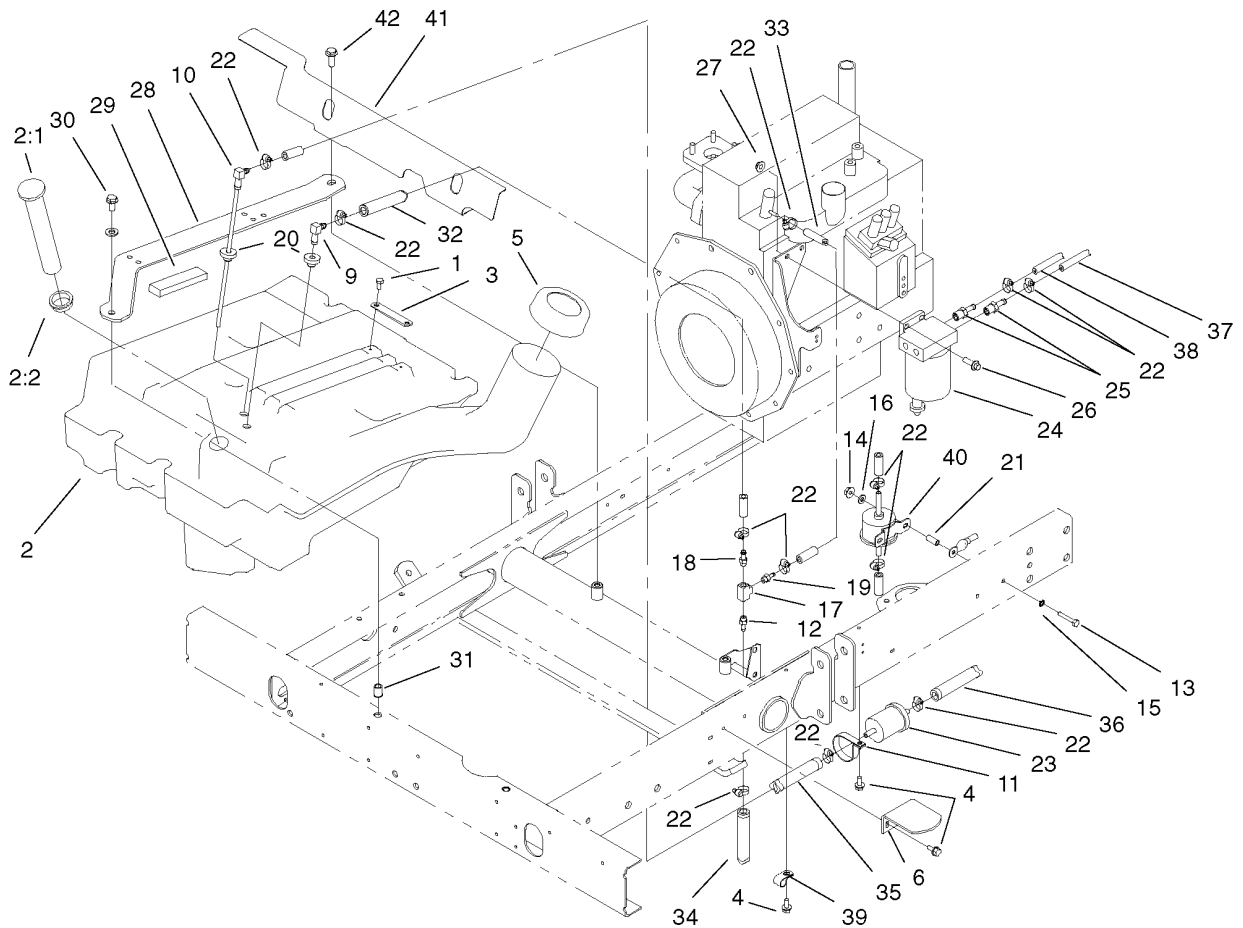
Ref	Part No.	Qty.	Description
18	3234-17	3	Screw-HHF



Radiator Assembly

Ref	Part No.	Qty.	Description
1	304-46	1	Draincock
2	32104-116	11	Screw
3	32128-44	4	Nut
4	3230-1	4	Screw-CARR
5	95-8934	1	Radiator
5:1	93-5957	1	Cap-Radiator
6	99-3580	1	Shroud-Fan, Top
6:2	93-6681	1	Decal-Warning, Fan
7	99-3360-03	1	Shroud-Fan, Bottom
8	3234-1	4	Screw-HHF
9	92-2379	2	Clamp-Hose
10	100-4903-03	1	Radiator Frame ASM
12	95-8962	2	Seal-Foam, Radiator
13	3234-5	2	Screw
14	95-8879-03	1	Bracket-Reservoir
15	95-8939	2	Spring-Clip
16	3269-22	1	Rivet-Pop
17	3269-23	1	Rivet-Pop
19	99-3390	1	Lanyard
20	95-8702-03	1	Shield-Radiator, Lower
21	99-3497	1	Magnet
22	75-1040	1	Cooler-Oil
23	95-8944	1	Hose-Radiator, Upper
24	95-8945	1	Hose-Radiator, Lower

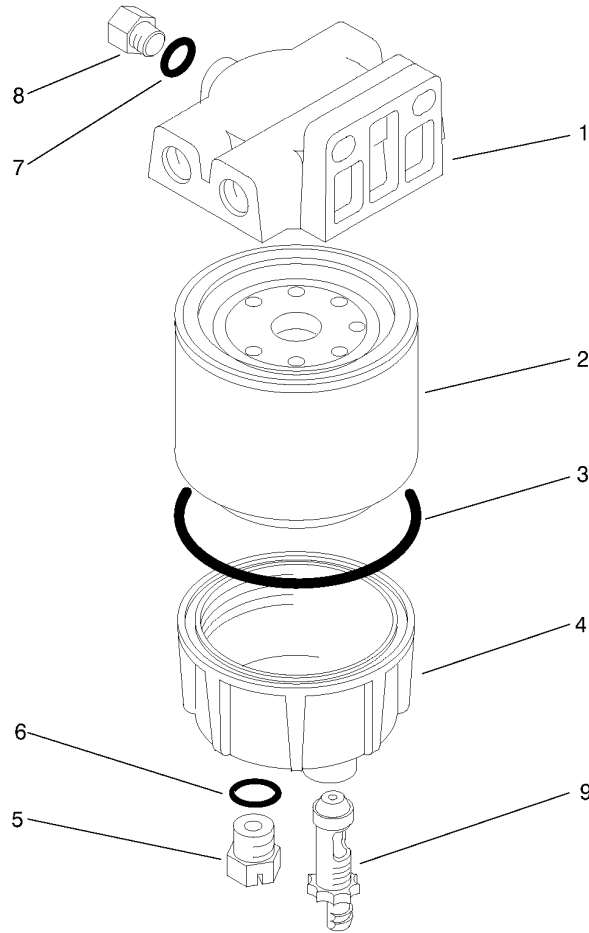
Ref	Part No.	Qty.	Description
25	2412-34	2	Clamp-Hose
26	95-8704	1	Tube-Hydro
27	95-8705	1	Tube-Hydro
28	95-8706	2	Hose-Hydro
29	95-8710	2	Fitting-Barb
30	2412-36	5	Clamp-Hose
31	3290-378	2	Tie-Cable
32	99-3481	2	Grommet
33	66-8800	1	Relay
34	32105-13	2	Screw-SHH
35	63-9640	1	Hose
36	56-7985	1	Sleeve-Protective
37	99-3500	1	Hose
38	3296-2	2	Nut-Lock
40	104-9318	1	Bottle-Overflow, Water
42	32128-20	2	Nut-HF
Ⓢ*99	3290-379	1	Tie-Cable



Fuel Tank Assembly

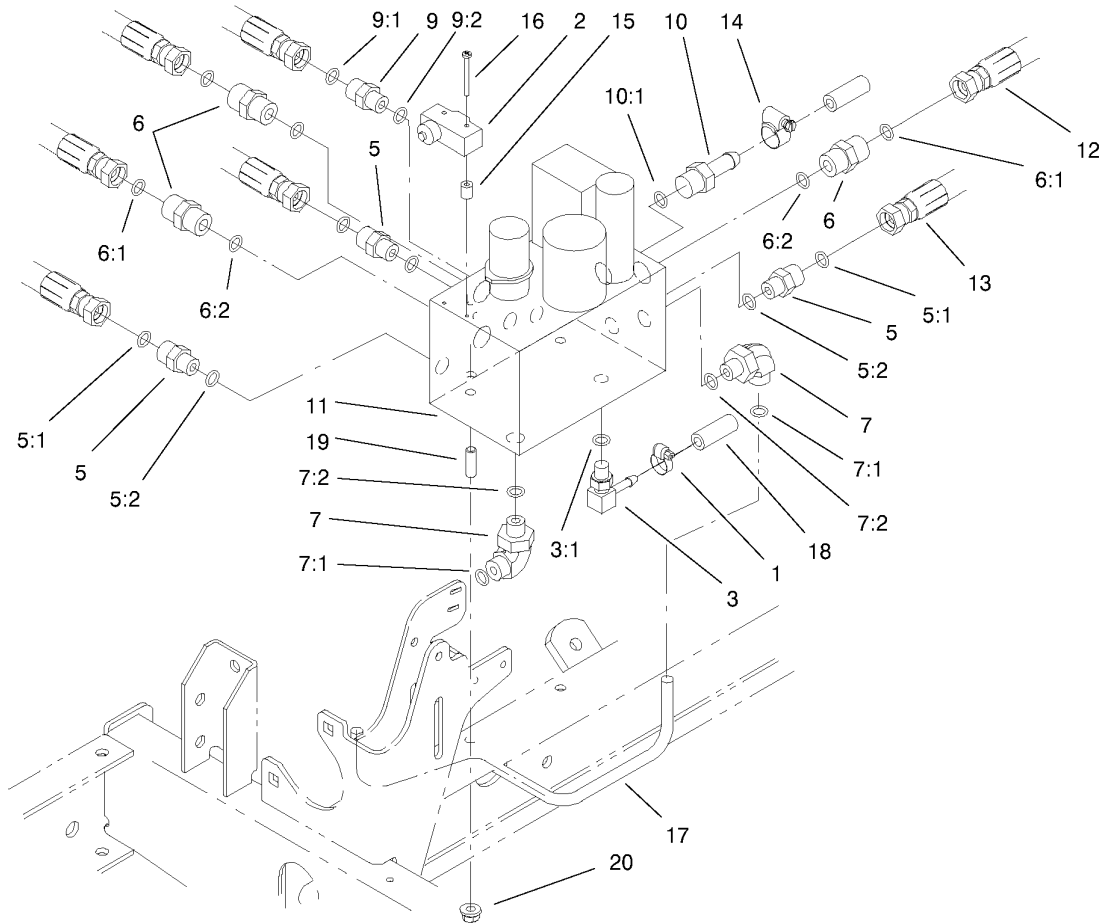
Ref	Part No.	Qty.	Description
1	321-2	2	Screw-HH
2	95-8620	1	Tank-Fuel
2:1	95-8971	1	Guage-Fuel
2:2	95-8972	1	Grommet
3	95-8881	1	Strap-Line, Fuel
4	32144-10	4	Screw-HWH
5	95-4193	1	Diesel Gas Cap ASM
6	95-8968-03	1	Support-Tank, Fuel
9	46-6550	1	Fitting-HYD, 90Ø
10	66-8121	1	Standpipe
11	2412-148	1	Clamp-R
12	304-73	1	Connector-Hose
13	321-9	2	Screw-HH
14	32128-33	2	Nut-HF
15	3255-7	1	Washer-Lock/EXT
16	3256-22	2	Washer-Flat
17	354-20	1	Fitting-Tee
18	354-21	1	Fitting-Barb
19	354-22	1	Fitting-Barb
20	46-6560	2	Bushing
21	87-4710	2	Spacer-Brake, Parking
22	2412-108	13	Clamp-Worm
23	98-7612	1	Filter-Fuel
24	98-9305	1	Filter-Water/Fuel

Ref	Part No.	Qty.	Description
25	353-783	2	Fitting-Pump
26	3234-17	2	Screw-HHF
27	32128-44	2	Nut
28	104-4847-03	2	Strap-Support, Seat
29	95-8896	2	Foam
30	3234-11	2	Screw-HHF
31	32148-9	2	Insert-Nut
32	71-3380	1	Hose-Fuel
33	99-3498	1	Return-Line, Fuel
34	99-3185	1	Line-Fuel
35	71-3383	1	Hose-Fuel
36	104-4848	1	Hose-Fuel
37	63-9640	1	Hose
38	99-3554	1	Hose-Fuel
39	2412-73	1	Clamp-R
40	99-3464	1	Pump-Fuel
41	104-4833-03	1	Shield-Heat
Ⓢ*99	3290-379	2	Tie-Cable



Water / Fuel Filter Assembly No. 98-9305

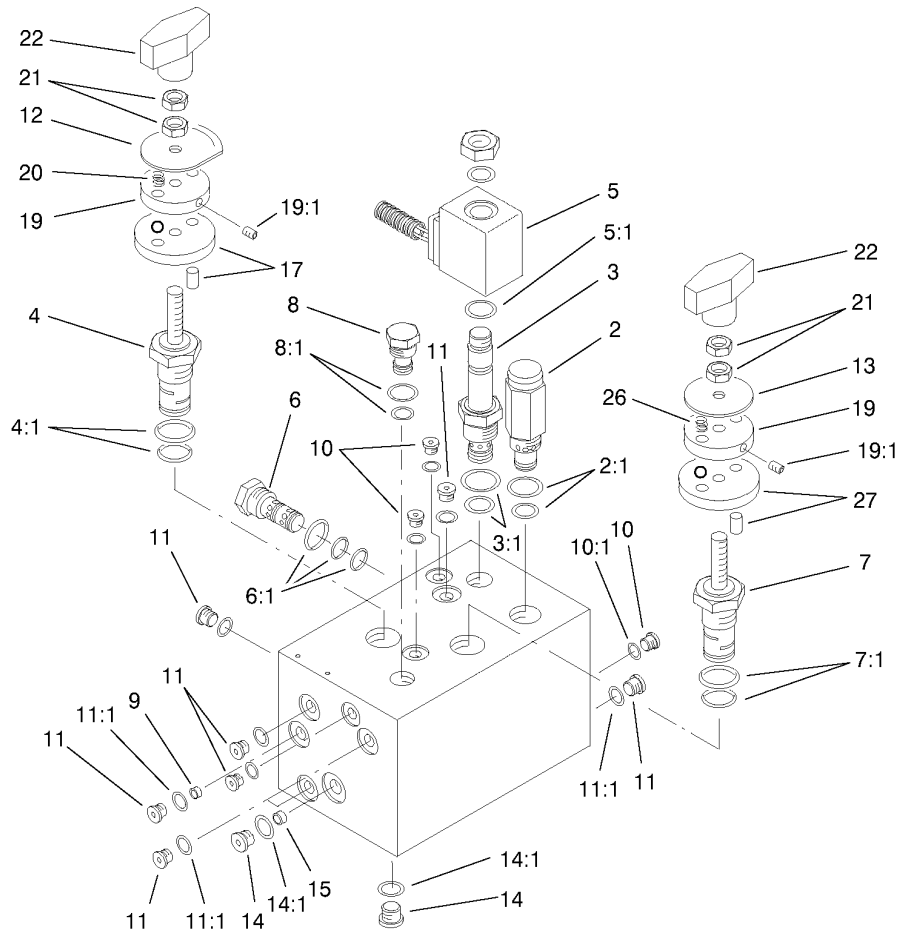
Ref	Part No.	Qty.	Description				
1	98-9772	1	Head-Filter				
2	98-9764	1	Element-On, Spin				
3	98-9774	1	O-Ring-Base, Filter				
4	98-9775	1	Base-Filter				
5	98-9773	1	Plug-Base, Filter				
6	237-42	1	O-Ring				
7	237-78	1	O-Ring				
8	98-9776	1	Plug-Filter, Head				
9	98-9777	1	Drain Valve ASM				



Manifold Block Assembly

Ref	Part No.	Qty.	Description
1	2412-36	1	Clamp-Hose
2	29-6162	1	Switch-Micro
3	100-4887	1	Fitting-Barb
3:1	237-42	1	O-Ring
5	340-2	3	Fitting-HYD, Straight
5:1	237-22	1	O-Ring
5:2	237-42	1	O-Ring
6	340-4	3	Adapter
6:1	237-30	1	O-Ring
6:2	237-79	1	O-Ring
7	340-77	2	Fitting-HYD, 90°
7:1	237-22	1	O-Ring
7:2	237-42	1	O-Ring
9	340-88	1	Adapter
9:1	237-22	1	O-Ring
9:2	237-78	1	O-Ring
10	354-121	1	Fitting-HYD, Straight
10:1	237-79	1	O-Ring
11	104-4841	1	Manifold-HYD
12	95-8829	1	Hose ASM
13	95-8830	1	Hose ASM
14	2412-36	1	Clamp-Hose
15	95-8762	2	Spacer
16	3250-46	2	Screw-PPH

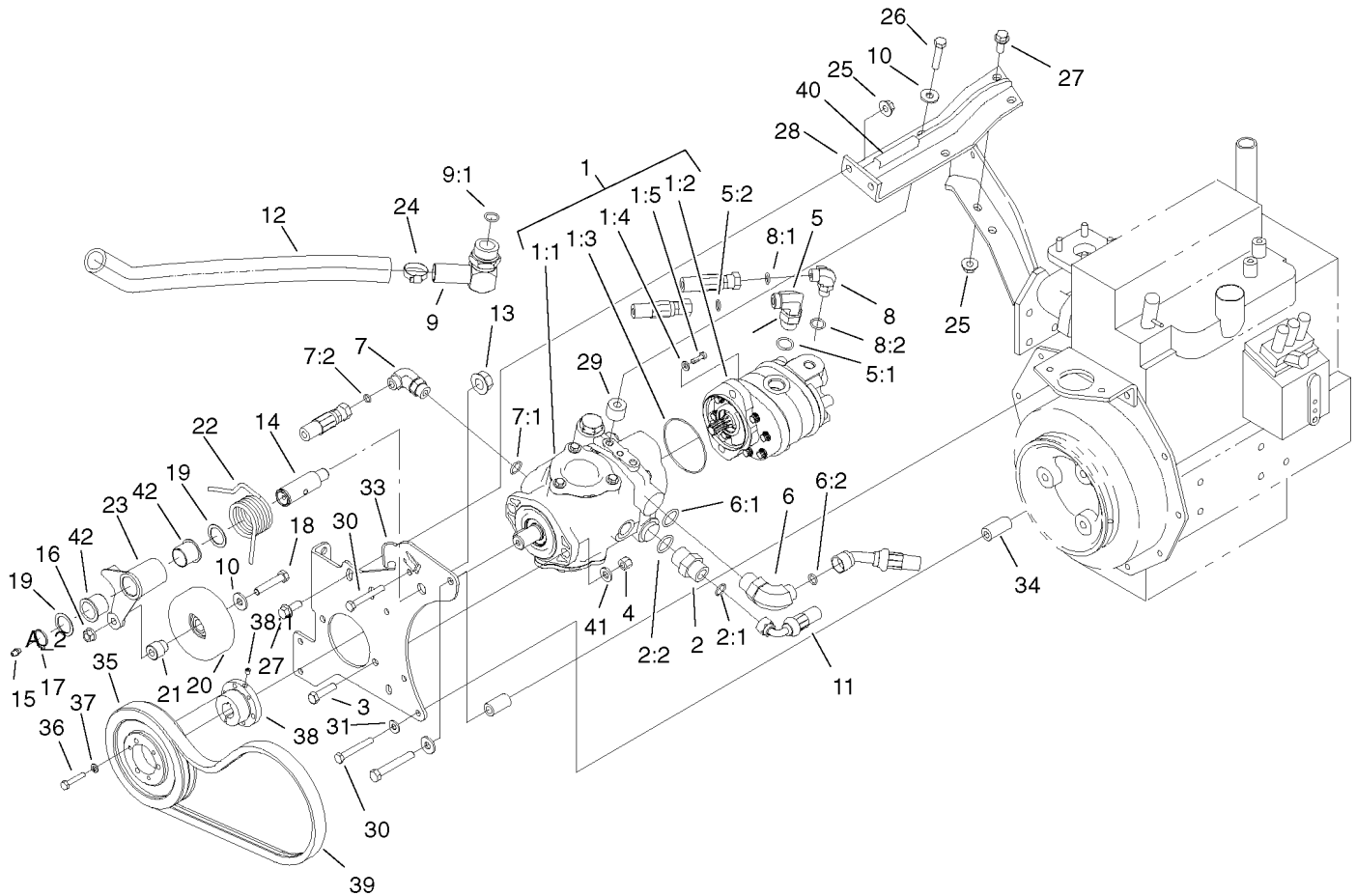
Ref	Part No.	Qty.	Description
17	99-3551	1	Tube ASM
18	104-4846	1	Hose
19	104-0430	2	Stud
20	32128-20	2	Nut-HF



Hydraulic Manifold Assembly No. 104-4841

Ref	Part No.	Qty.	Description
2	94-3655	1	Valve-Relief
2:1	75-2080	1	Kit-Seal
3	93-7494	1	Cartridge
3:1	75-2080	1	Kit-Seal
4	94-3657	1	Spool ASM
4:1	94-3661	1	Kit-Seal, 4-Way
5	83-2010	1	Coil-Valve
5:1	94-5438	2	Seal-Solenoid
6	69-4120	1	Cartridge-Logic
6:1	69-4240	1	Kit-Seal
7	94-3659	1	Control-Flow, Rotary
7:1	75-2080	1	Kit-Seal
8	99-3542	1	Cartridge-Plug, Cavity
8:1	69-4240	1	Kit-Seal
9	95-5999	2	Plug-Orifice
10	353-991	4	Plug-Hex, Hollow
10:1	237-156	1	O-Ring
11	353-990	12	Plug
11:1	237-78	1	O-Ring
12	99-3543	1	Plate-Indicator
13	94-5026	1	Plate-Indicator
14	353-989	3	Plug-Hex, Hollow
14:1	237-42	1	O-Ring
15	99-3544	1	Plug

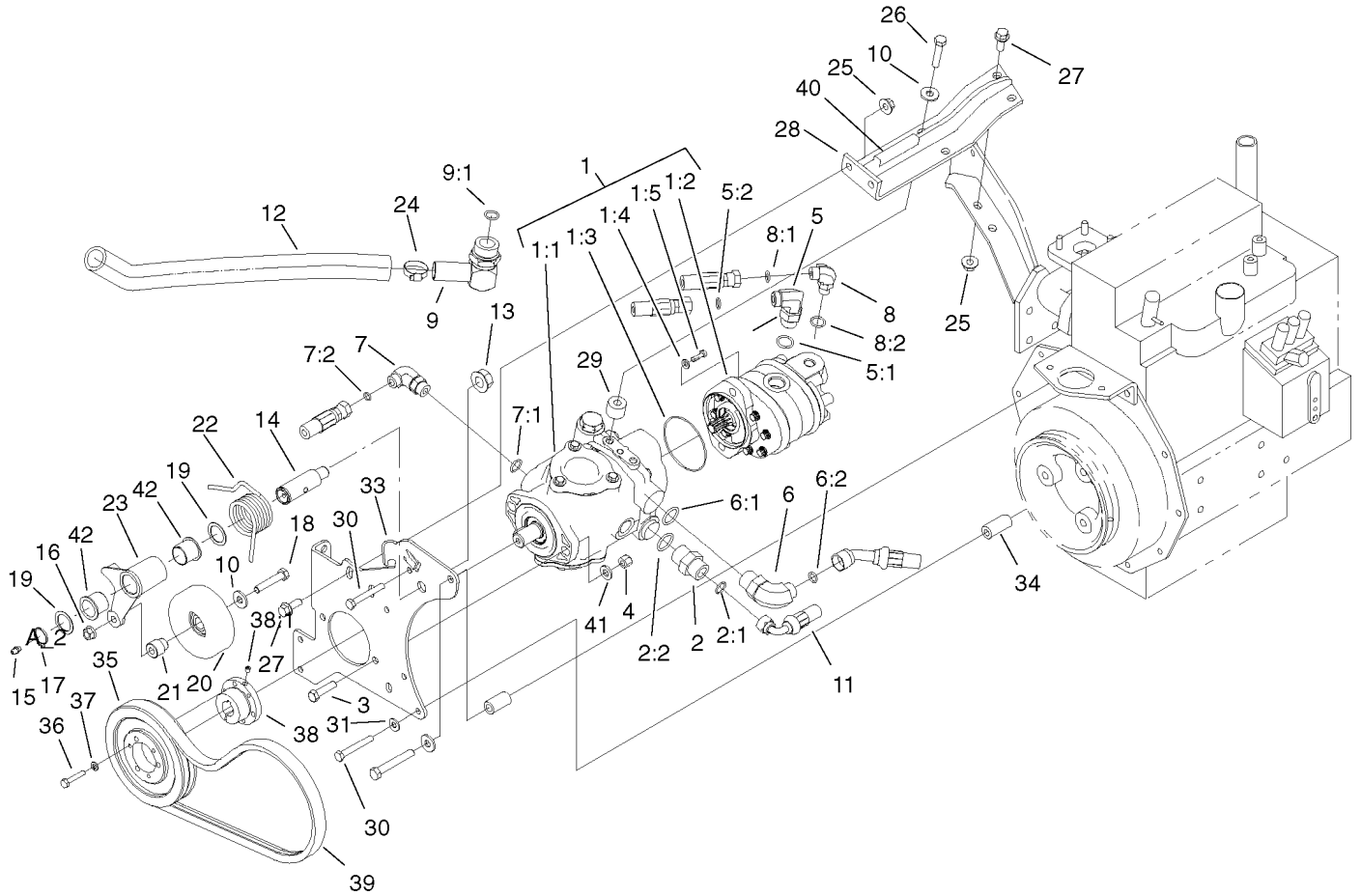
Ref	Part No.	Qty.	Description
17	94-5021	1	Plate-Locating
19	94-5023	2	Plate-Detent
19:1	3245-36	1	Screw-HSH
20	94-5024	2	Spring
21	3218-1	4	Nut-Jam
22	94-5020	2	Knob ASM
26	94-5027	2	Spring
27	94-5025	1	Plate-Locating



Hydrostat Assembly

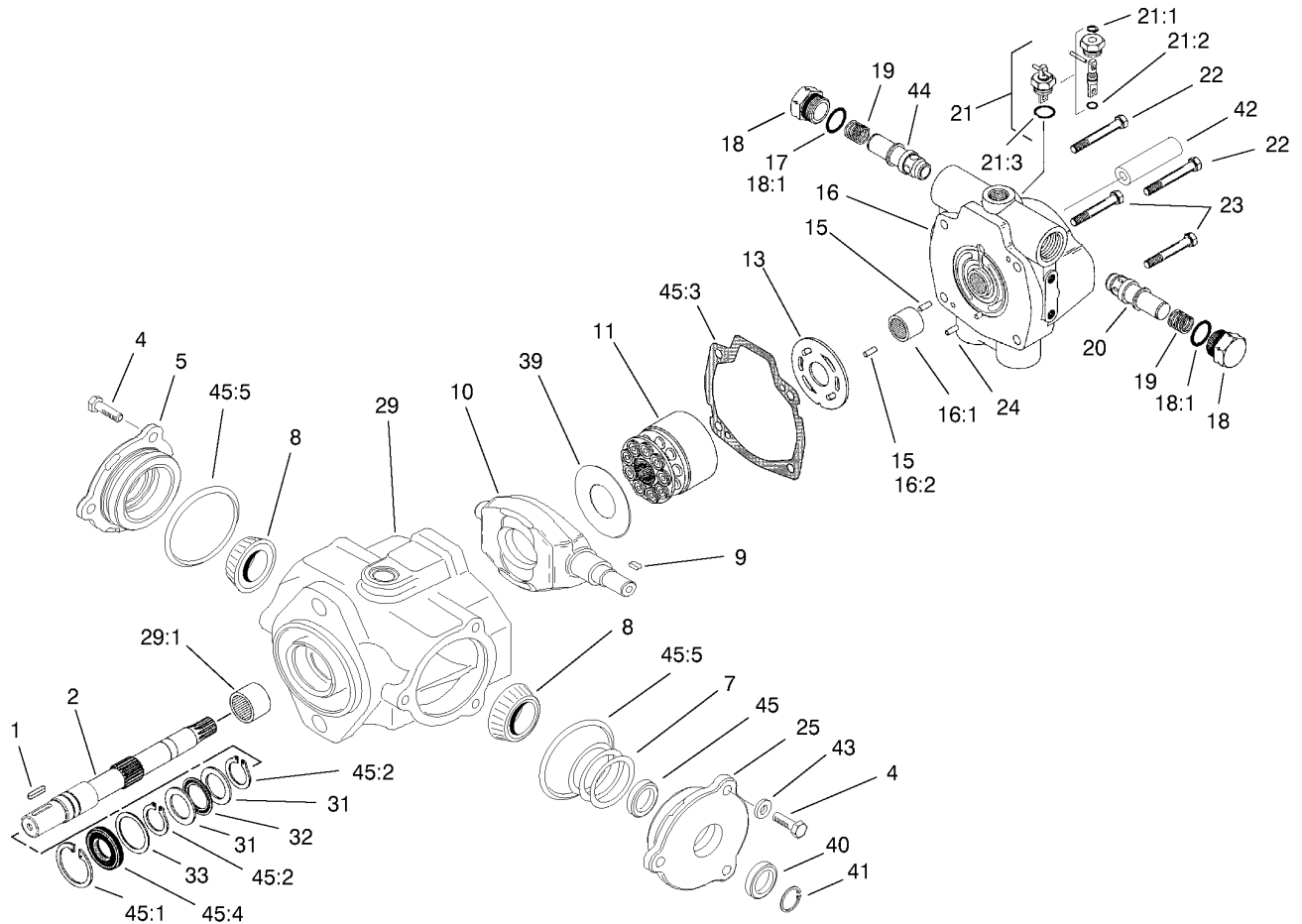
Ref	Part No.	Qty.	Description
1		1	Pump-Piston
1:1	104-4832	1	Pump-Piston
1:2	95-8601	1	Pump-Gear
1:3	60-3520	1	O-Ring
1:4	3256-24	2	Washer-Flat
1:5	3274-1	2	Screw-HSH
2	340-8	1	Adapter
2:1	237-65	1	O-Ring
2:2	237-81	1	O-Ring
3	323-8	2	Screw-HH
4	3296-39	2	Nut-Lock, NI
5	340-105	1	Fitting-90Ø
5:1	237-80	1	O-Ring
5:2	237-30	1	O-Ring
6	340-139	1	Fitting-HYD, 90Ø
6:1	237-81	1	O-Ring
6:2	237-65	1	O-Ring
7	340-18	1	Fitting-HYD, 90Ø
7:1	237-79	1	O-Ring
7:2	237-22	1	O-Ring
8	340-77	1	Fitting-HYD, 90Ø
8:1	237-22	1	O-Ring
8:2	237-42	1	O-Ring
9	56-9530	1	Fitting

Ref	Part No.	Qty.	Description
9:1	237-117	1	O-Ring
10	80-6990	3	Washer-Hardened
11	105-1214	1	Hose ASM
12	104-4845	1	Hose-Suction
13	32128-54	1	Nut-Flange
14	99-3529	1	Shaft-Pivot, Idler
15	302-5	1	Fitting-Grease
16	32128-21	1	Nut-HF
17	32151-36	1	Ring-Retaining
18	323-10	1	Screw-HH
19	74-1810	2	Washer
20	95-8802	1	Pulley-Idler
21	95-8806	1	Spacer
22	95-8917	1	Spring-Torsion
23	99-3623-03	1	Arm-Idler
24	2412-34	1	Clamp-Hose
25	32128-43	4	Nut-Flange
26	323-19	2	Screw-HH
27	3234-11	4	Screw-HHF
28	99-3436-03	1	Support-Pump
29	99-3440	2	Spacer
30	33114-060	4	Screw-HH
31	87-8640	3	Washer-Flat
33	95-8933-03	1	Plate-Mount, Pump



Hydrostat Assembly (continued)

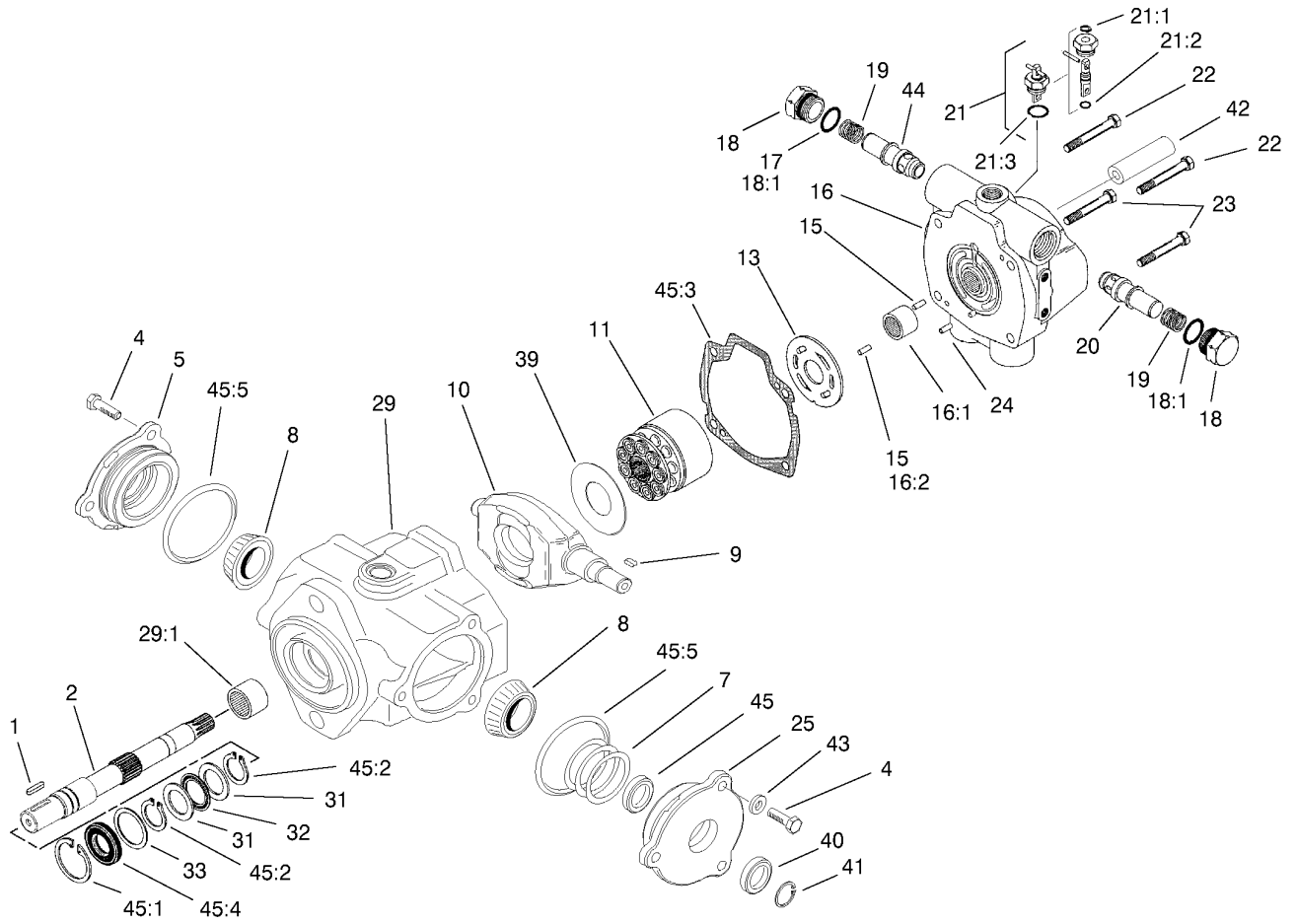
Ref	Part No.	Qty.	Description
34	95-8941	4	Spacer-Mount, Pump
35	93-6841	1	Pulley
36	321-13	3	Screw-HH
37	3253-3	3	Washer-Lock
38	93-6842	1	Bushing-Lock, Taper
38:1	3245-36	1	Screw-HSH
39	95-8730	1	V-Belt
40	70-2041	1	Trim
41	100-4852	2	Washer-Hardened
42	99-3631	2	Bushing-Flange



Piston Pump Assembly No. 104-4832

Ref	Part No.	Qty.	Description
1	94-3645	1	Key
2	94-6359	1	Shaft-Drive
4	98-4640	6	Screw-Cap
5	98-4633	1	Cover Plate ASM
7	100-3182	1	Kit-Shim
8	98-4639	2	Bearing-Cone
9	94-3646	1	Key
10	99-3520	1	Plate-Cam
11	76-6070	1	Kit-Rotating
13	104-0429	1	Plate-Cam
15	76-6150	2	Pin-Dowel
16	100-3177	1	Back Plate ASM
16:1	94-6368	1	Bearing
●16:2		1	Pin-Roll
●17		4	O-Ring
18	70-1240	2	Plug ASM
18:1	60-5980	1	O-Ring
19	76-6200	2	Spring
20	94-3644	1	Seat
21	100-3181	1	Dump Valve ASM
●21:1		1	Ring-Retaining
●21:2		1	O-Ring
●21:3		1	O-Ring
22	76-6170	2	Capscrew

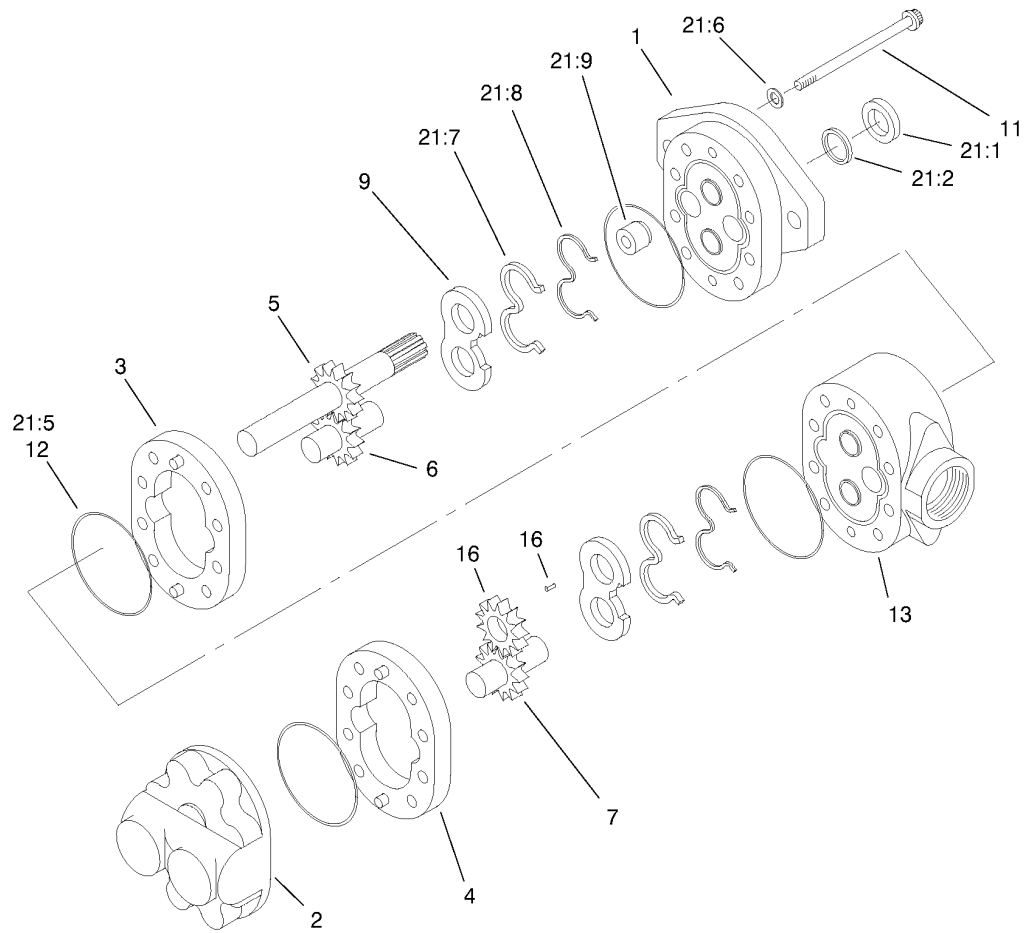
Ref	Part No.	Qty.	Description
23	76-6160	2	Capscrew
●24		1	Pin-Roll
25	98-4645	1	Cover Plate ASM
29	100-3176	1	Housing ASM
29:1	94-6363	1	Bearing
31	252-71	2	Bearing-Thrust
32	252-66	1	Bearing-Thrust
33	33-3720	1	Washer
39	98-4635	1	Insert-Plate, Cam
●40		1	Seal-Shaft
●41		1	Ring-Retaining
42	74-9040	1	Coupler
43	95-6055	6	Washer
44	104-4837	1	Relief Valve ASM
45	104-4868	1	Seal Repair Kit
45:1	32151-13	1	Ring-Retaining
45:2	32151-29	1	Ring-Retaining
45:3	33-4930	1	Gasket-Housing
45:4	104-4861	1	Seal-Shaft
45:5	100-3179	1	O-Ring
●45:6		1	O-Ring
●45:7		1	Ring-Retaining
●45:8		1	O-Ring
●45:9		1	O-Ring



Piston Pump Assembly No. 104-4832 (continued)

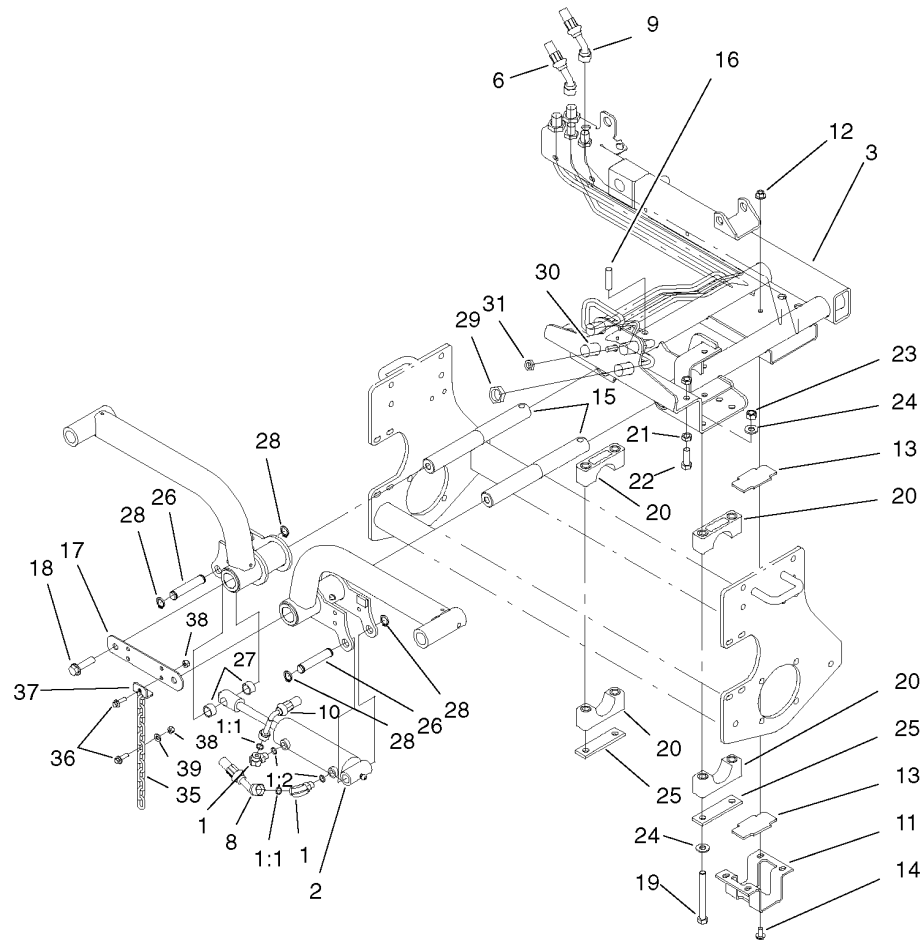
Ref	Part No.	Qty.	Description
●45:10		1	Seal-Shaft

--	--	--	--



Gear Pump Assembly No. 95-8601

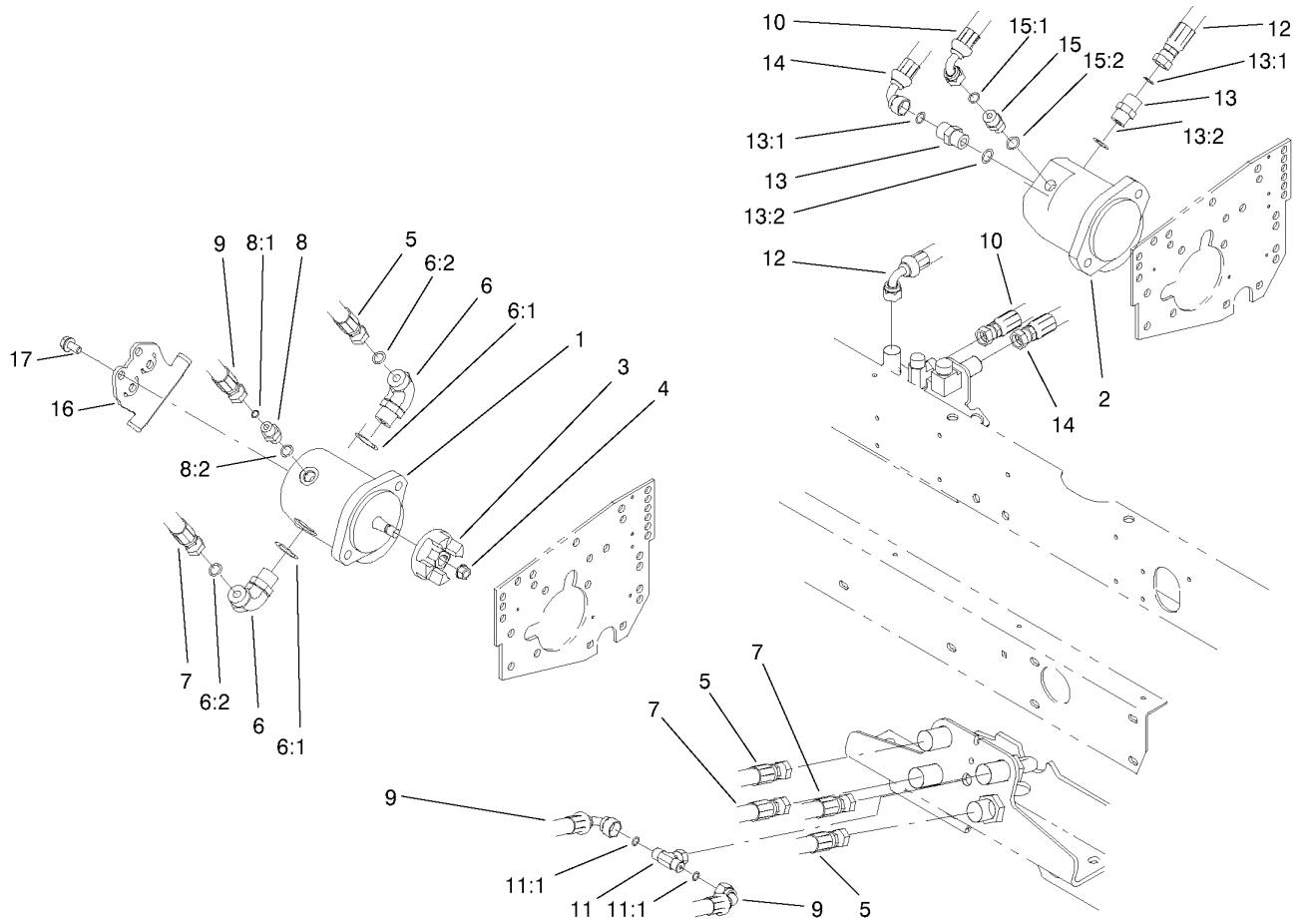
Ref	Part No.	Qty.	Description
●1		1	Plate-Front
●2		1	Plate-Back
●3		1	Body
4	95-4364	1	Body
●5		1	Gear-Drive
●6		1	Gear-Idler
7	95-4366	1	Gear-Idler
9	95-4368	2	Plate-Wear
11	94-8158	8	Screw-Cap
●12		4	O-Ring
●13		1	Plate-Adapter
●14		1	Key
16	95-4373	1	Gear-Fit, Slip
21	94-8161	1	Kit-Repair, Seal
21:1	49-2640	1	Seal-Shaft
21:2	60-5890	1	Washer
●21:5		4	O-Ring
21:6	94-8160	4	Washer
21:7	95-4369	2	Seal
21:8	95-4367	2	Gasket
21:9	94-3011	1	Plug



Carrier Assembly

Ref	Part No.	Qty.	Description
1	340-77	2	Fitting-HYD, 90°
1:1	237-22	1	O-Ring
1:2	237-42	1	O-Ring
2	95-8978	1	Cylinder-HYD
3	100-4930-03	1	Carrier ASM
6	99-3575	1	Hose ASM
8	99-3439	1	Hose ASM
9	99-3579	1	Hose ASM
10	95-8840	1	Hose ASM
11	95-8904-03	1	Bracket-Clamp
12	32128-43	4	Nut-Flange
13	95-8538	1	Slide-Plastic
14	3234-1	4	Screw-HHF
15	95-8531	2	Shaft-Pivot, Liftarm
16	32121-122	2	Pin-Roll
17	95-8532-03	1	Link-Shaft, Pivot
18	3234-27	2	Screw-Flange
19	325-19	4	Screw-HH
20	95-8884	4	Clamp
21	3218-5	4	Nut-Jam
22	325-6	2	Screw-HH
23	3296-23	4	Nut-Lock, NI
24	87-7270	8	Washer-Thrust
25	99-3373	2	Bar-Support, Slide

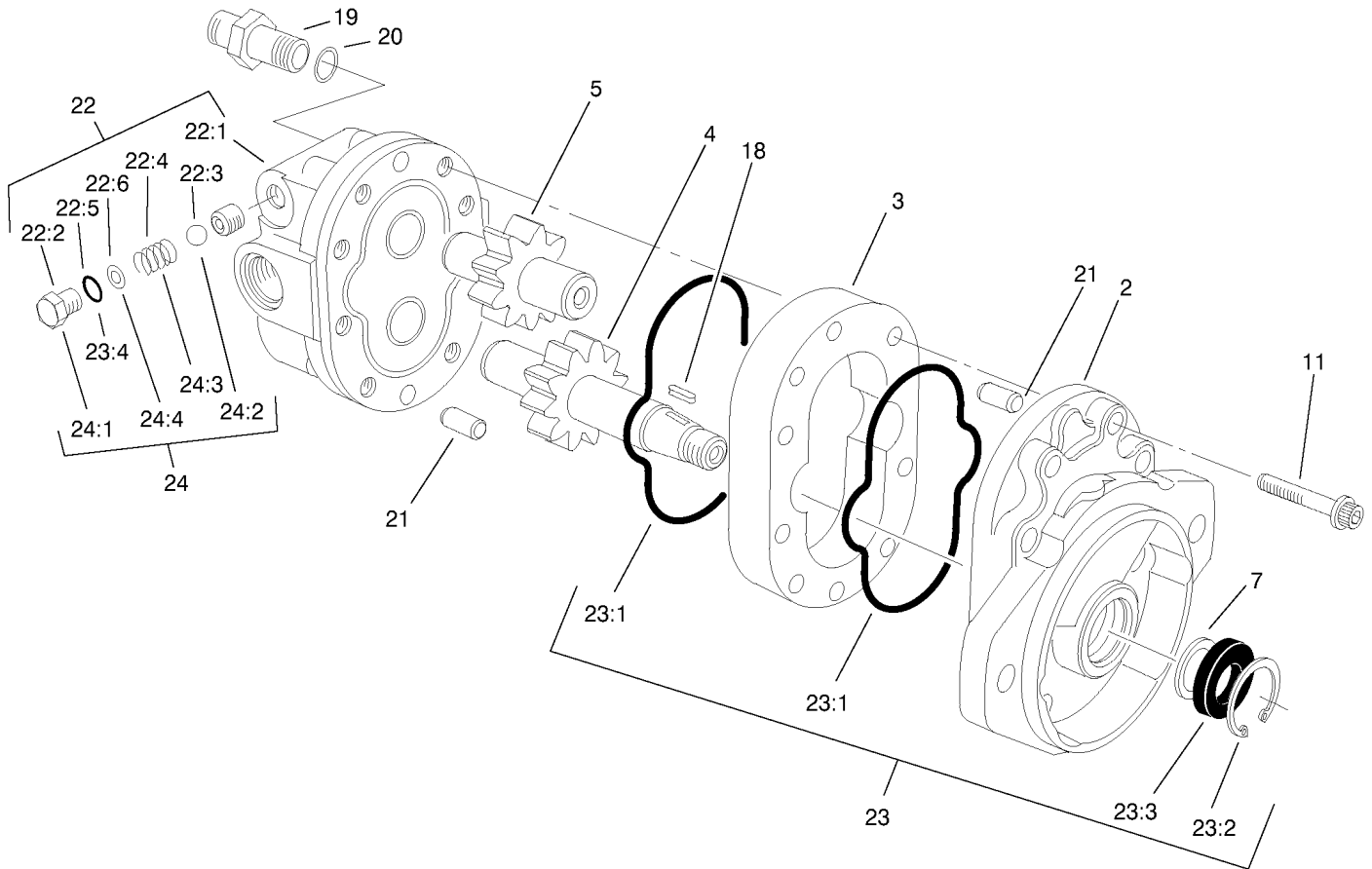
Ref	Part No.	Qty.	Description
26	95-8575	2	Pin
27	75-9590	2	Spacer-Cylinder
28	32120-93	4	Ring-Retaining
29	340-74	4	Locknut-Bulkhead
30	94-1319	1	Tube-Hydraulic
31	340-78	1	Locknut-Bulkhead
35	98-7981	2	Chain-Link, Straight
36	3234-17	4	Screw-HHF
37	99-3550	2	Clip-Link
38	3296-29	4	Nut-Lock, NI
39	3256-23	2	Washer-Flat
⑨*99	3290-378	1	Tie-Cable
⑨*99	3290-379	3	Tie-Cable



Reel Motor Assembly

Ref	Part No.	Qty.	Description
1	99-3627	1	Motor-Gear
2	93-6975	1	Motor-Gear
3	93-8823	3	Coupler-Motor, Reel
4	32128-48	3	Nut-HHF
5	95-8836	2	Hose ASM
6	340-105	4	Fitting-90Ø
6:1	237-80	1	O-Ring
6:2	237-30	1	O-Ring
7	95-8835	2	Hose ASM
8	340-1	2	Adapter
8:1	237-35	1	O-Ring
8:2	237-42	1	O-Ring
9	95-8837	2	Hose ASM
10	95-8828	1	Hose ASM
11	99-3477	1	Fitting-Tee
11:1	237-42	2	O-Ring
12	95-8826	1	Hose ASM
13	340-6	2	Fitting-Straight, HYD
13:1	237-30	1	O-Ring
13:2	237-80	1	O-Ring
14	95-8827	1	Hose ASM
15	340-2	1	Fitting-HYD, Straight
15:1	237-22	1	O-Ring
15:2	237-42	1	O-Ring

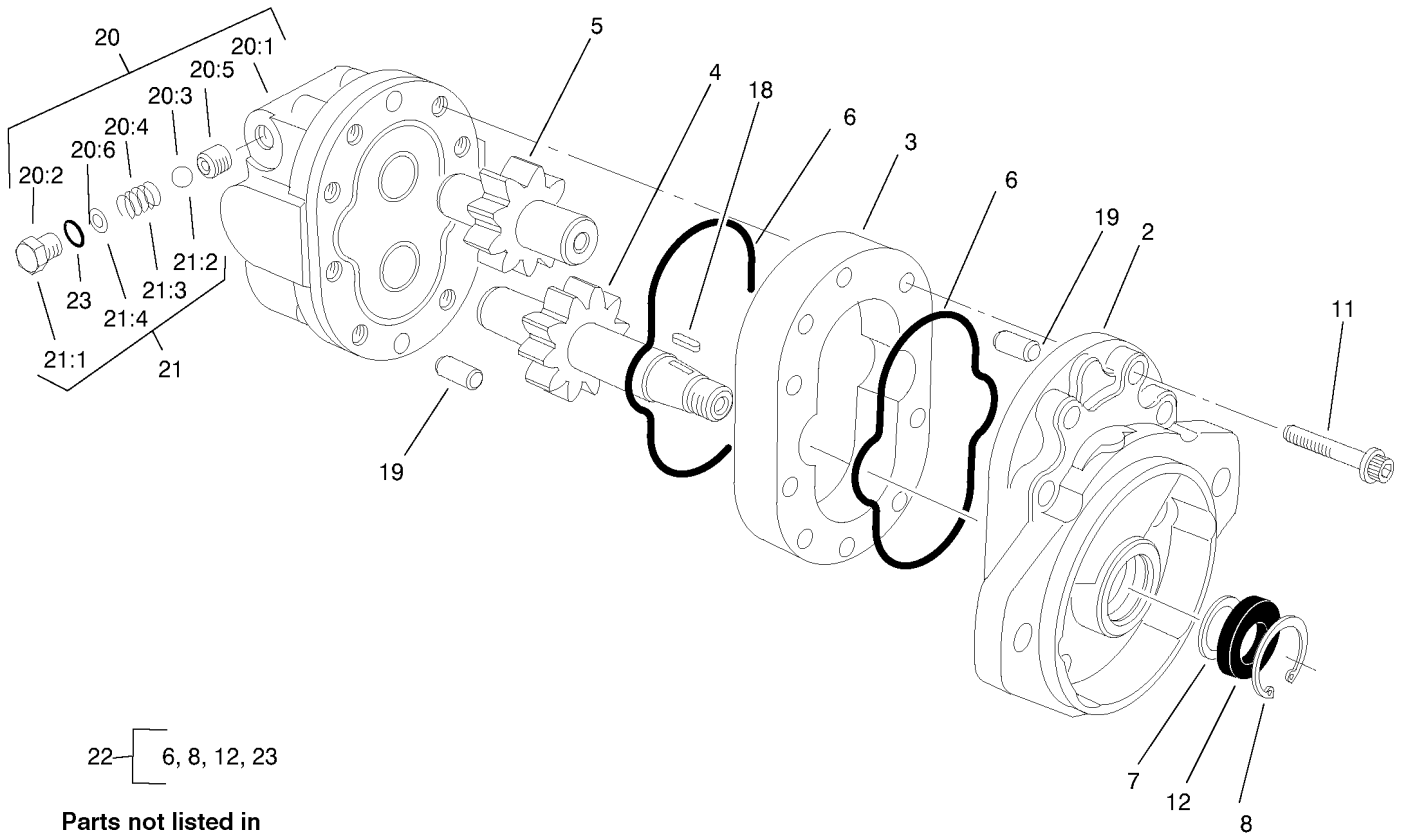
Ref	Part No.	Qty.	Description
16	100-4846-03	2	Plate-Skid, Motor
17	32128-20	8	Nut-HF



Motor Gear Assembly No. 99-3627

Ref	Part No.	Qty.	Description
2	66-5730	1	Front Plate ASM
3	94-3603	1	Motor Body ASM
4	94-3602	1	Drive Gear ASM
5	94-3601	1	Idler Gear ASM
7	60-5890	1	Washer
11	94-3600	8	Capscrew
18	94-3606	1	Key
19	104-4830	4	Bolt-Stud
20	60-6410	4	O-Ring
21	42-2010	2	Pin-Dowel
22	100-4873	1	Backplate ASM
●22:1		1	Backplate
●22:2		2	Plug
●22:3		2	Ball
●22:4		2	Spring
●22:5		2	Seat
●22:6		2	Shim
23	93-1413	1	Kit-Seal
23:1	59-8420	2	Ring
23:2	59-8320	1	Ring-Retaining
23:3	66-5710	1	Seal-Shaft
●23:4		2	O-Ring
24	92-9260	1	Kit-Valve, Relief
●24:1		2	Plug

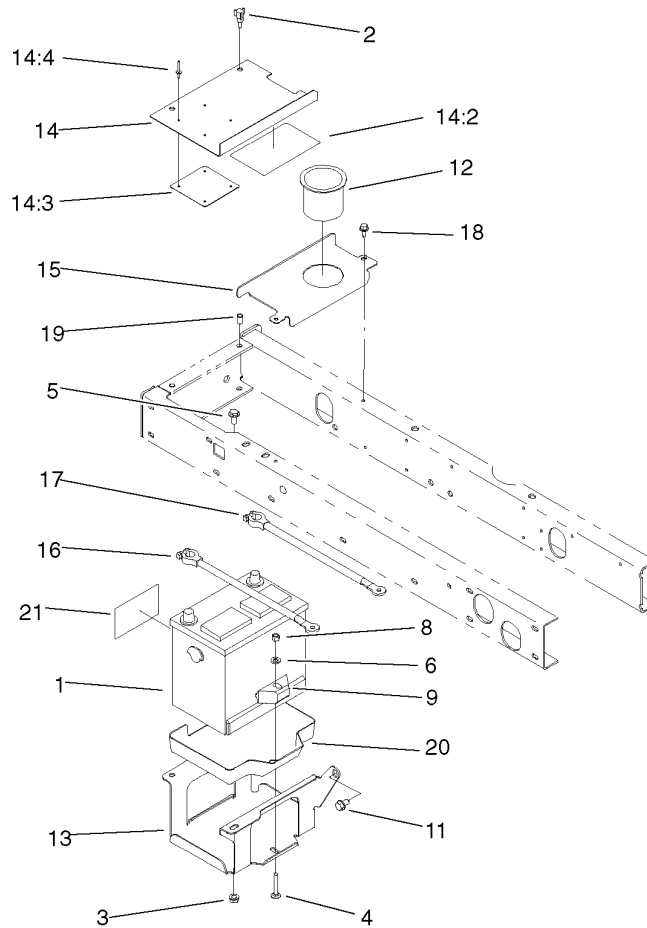
Ref	Part No.	Qty.	Description
●24:2		2	Ball
●24:3		2	Spring
●24:4		2	Shim



Parts not listed in partlist are not serviced separately.

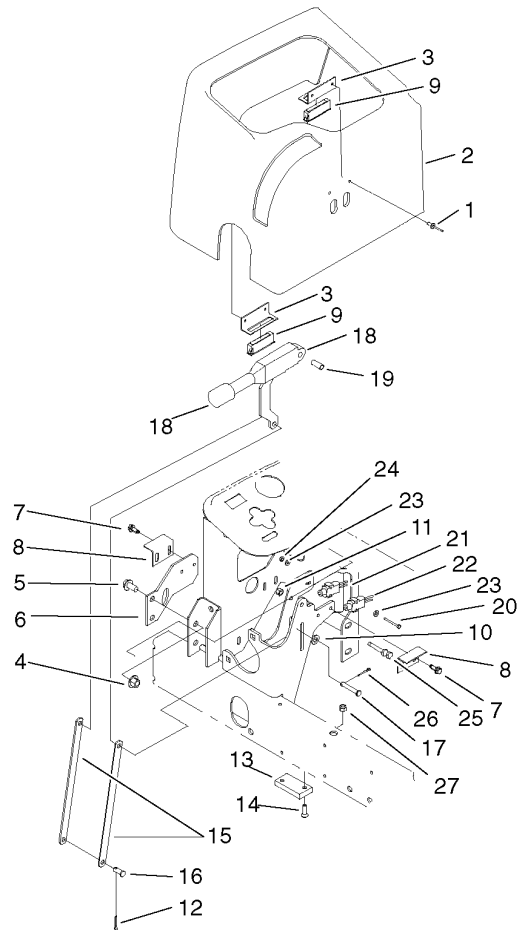
Motor Gear Assembly No. 93-6975

Ref	Part No.	Qty.	Description
2	66-5730	1	Front Plate ASM
3	94-3603	1	Motor Body ASM
4	94-3602	1	Drive Gear ASM
5	94-3601	1	Idler Gear ASM
6	59-8420	2	Ring
7	60-5890	1	Washer
8	59-8320	1	Ring-Retaining
11	94-3600	8	Capscrew
12	66-5710	1	Seal-Shaft
18	94-3606	1	Key
19	42-2010	2	Pin-Dowel
20	94-3605	1	Backplate ASM
●20:1		1	Backplate
●20:2		2	Plug
●20:3		2	Ball
●20:4		2	Spring
●20:5		2	Seat
●20:6		2	Shim
21	92-9260	1	Kit-Valve, Relief
●21:1		2	Plug
●21:2		2	Ball
●21:3		2	Spring
●21:4		2	Shim
22	93-1413	1	Kit-Seal



Battery Assembly

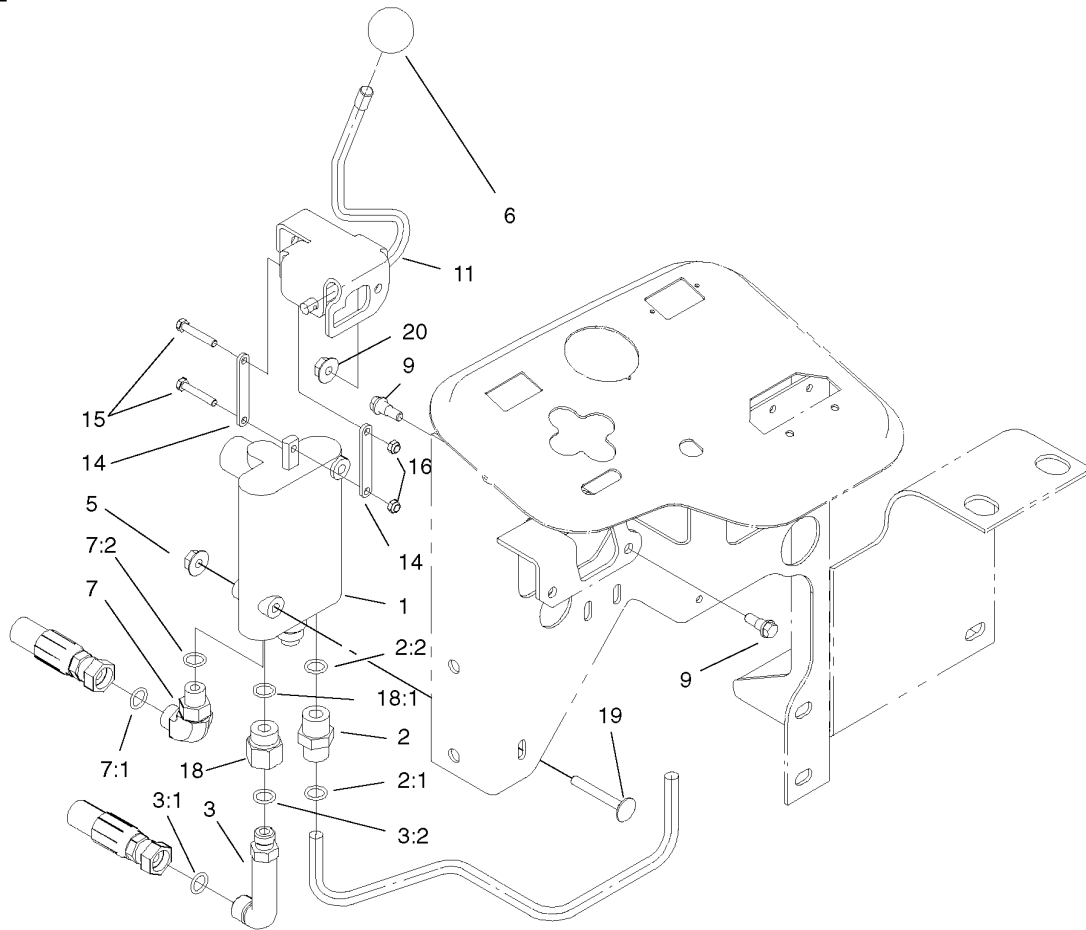
Ref	Part No.	Qty.	Description				
1	83-9000	1	Battery (Dry)				
2	233-70	2	Knob-3 Star				
3	32128-43	3	Nut-Flange				
4	3230-6	1	Screw-CARR				
5	3234-1	3	Screw-HHF				
6	3256-23	1	Washer-Flat				
8	3296-29	1	Nut-Lock, NI				
9	66-2490	1	Retainer-Battery				
11	32144-15	1	Screw				
12	94-1410	1	Holder-Can, Beverage				
13	95-8796-03	1	Support-Battery				
14	99-3602	1	Cover-Battery				
14:2	93-7276	1	Decal-Danger				
14:3	87-7620	1	Shield-Terminal, Battery				
14:4	3269-27	4	Rivet-Snap				
15	95-8817-01	1	Cover-Battery, Inner				
16	95-8853	1	Cable-Battery, Positive				
17	95-8854	1	Cable-Battery, Negative				
18	32144-4	2	Screw-HWH				
19	32148-6	2	Nut-Insert				
20	99-3513	1	Tray-Battery				
21	93-6668	1	Decal-Battery				



Parking Brake Assembly

Ref	Part No.	Qty.	Description
1	3269-5	4	Rivet
2	95-8707	1	Cover-Dash
3	95-8763	2	Bracket-Hold Down, Cover
4	32128-43	2	Nut-Flange
5	3234-1	2	Screw-HHF
6	95-8764-03	1	Support-Magnet
7	32144-10	4	Screw-HWH
8	95-8765	2	Bracket-Strike, Magnet
9	58-4250	2	Catch-Magnetic
10	3256-23	1	Washer-Flat
11	3296-42	1	Nut-Lock, NI
12	3272-10	1	Pin-Cotter
13	95-8684	1	Pad-Bumper
14	3289-4	2	Screw-FH
15	104-4628-03	2	Link-Brake, Parking
16	283-62	1	Pin-Clevis
17	94-3829	1	Pin-Clevis
18	104-4817	1	Lever-Brake
19	87-4710	1	Spacer-Brake, Parking
20	32105-21	2	Screw-HH
21	95-8900	1	Switch
22	99-3410	1	Switch
23	3256-21	6	Washer-Flat
24	3296-9	2	Nut-Lock NI

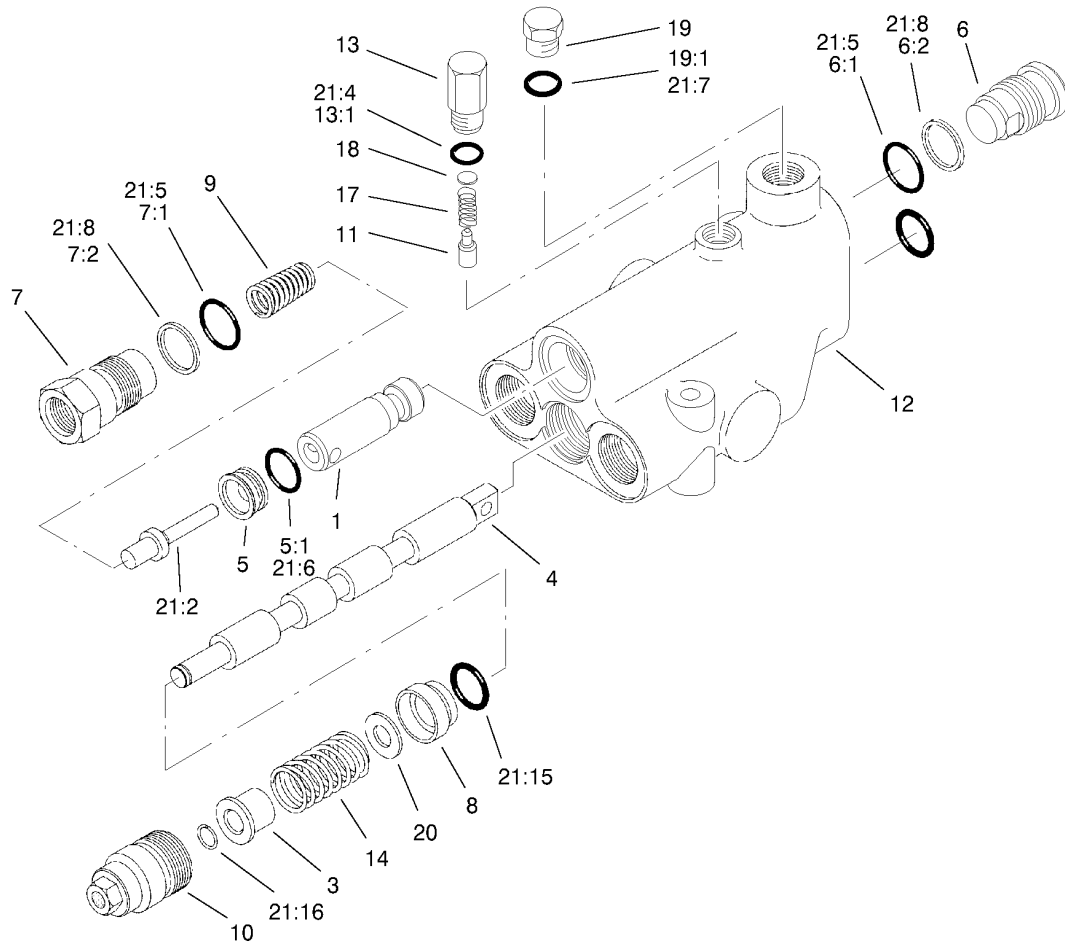
Ref	Part No.	Qty.	Description
25	321-10	1	Screw-HH
26	3272-6	1	Pin-Cotter
27	32128-32	2	Nut-HHF



Control Valve Assembly

Ref	Part No.	Qty.	Description
1	95-8689	1	Valve
2	340-3	1	Adapter
2:1	237-22	1	O-Ring
2:2	237-79	1	O-Ring
3	69-4320	1	Fitting-90
3:1	237-22	1	O-Ring
3:2	237-42	1	O-Ring
5	32128-33	2	Nut-HF
6	233-42	1	Knob
7	340-77	1	Fitting-HYD, 90°
7:1	237-22	1	O-Ring
7:2	237-42	1	O-Ring
9	42-3560	2	Bolt-Shoulder
11	95-8692	1	Lever ASM
14	95-8634	2	Link
15	87-5150	2	Bolt
16	87-5140	2	Nut-Lock
18	353-397	1	Reducer-Adapter
18:1	237-79	1	O-Ring
19	3230-33	2	Screw-CARR
20	32128-32	2	Nut-HHF

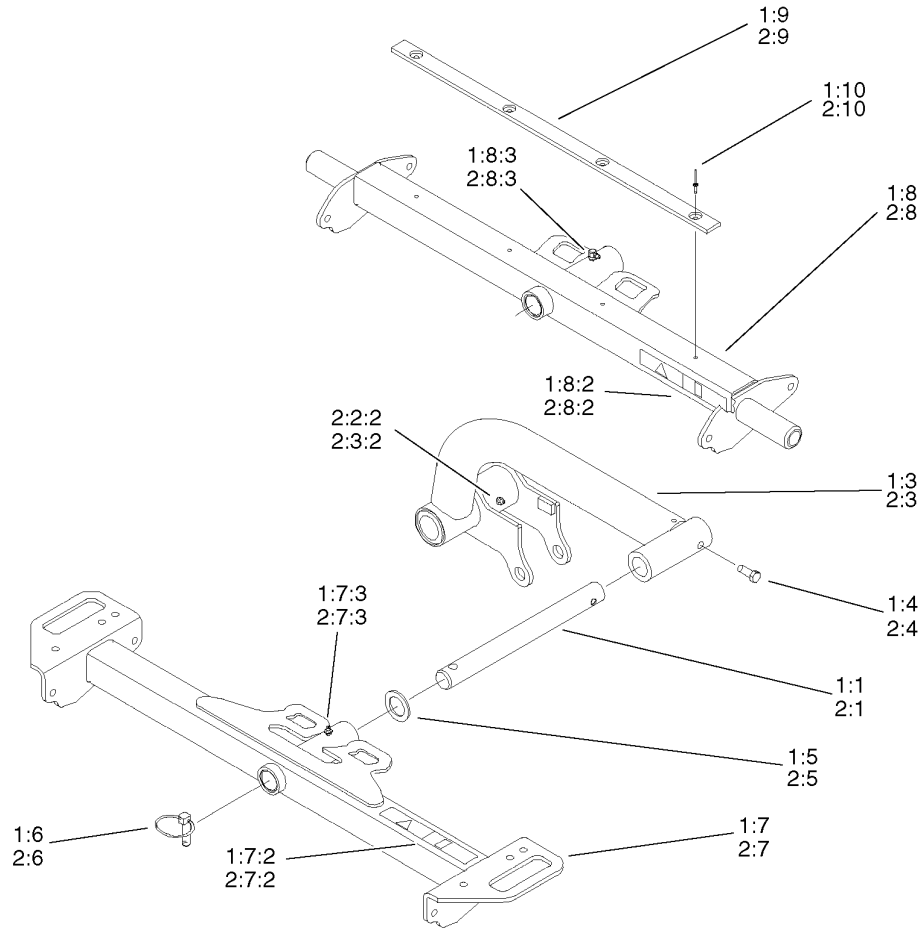
--	--	--	--



Valve Assembly No. 95-8689

Ref	Part No.	Qty.	Description
1	99-3586	1	Plunger
3	58-6310	1	Spacer
4		1	Spool
5	58-6330	1	Seat
5:1	58-6340	1	O-Ring
6	58-6350	1	Plug
6:1	60-5720	1	O-Ring
6:2	58-6370	1	Washer
7	99-3527	1	Plug ASM
7:1	60-5720	1	O-Ring
7:2	59-7730	1	Washer-Backup
8	58-6400	1	Bushing
9	69-1810	1	Spring
10	58-6420	1	Cap
11	99-3585	1	Detent-Plunger
12		1	Body
13	99-3588	1	Plug ASM
13:1	60-6410	1	O-Ring
14	99-3531	1	Spring
17	99-3587	1	Spring
18	60-6450	1	Disc
19	353-989	1	Plug-Hex, Hollow
19:1	237-42	1	O-Ring
20	65-2770	1	Washer

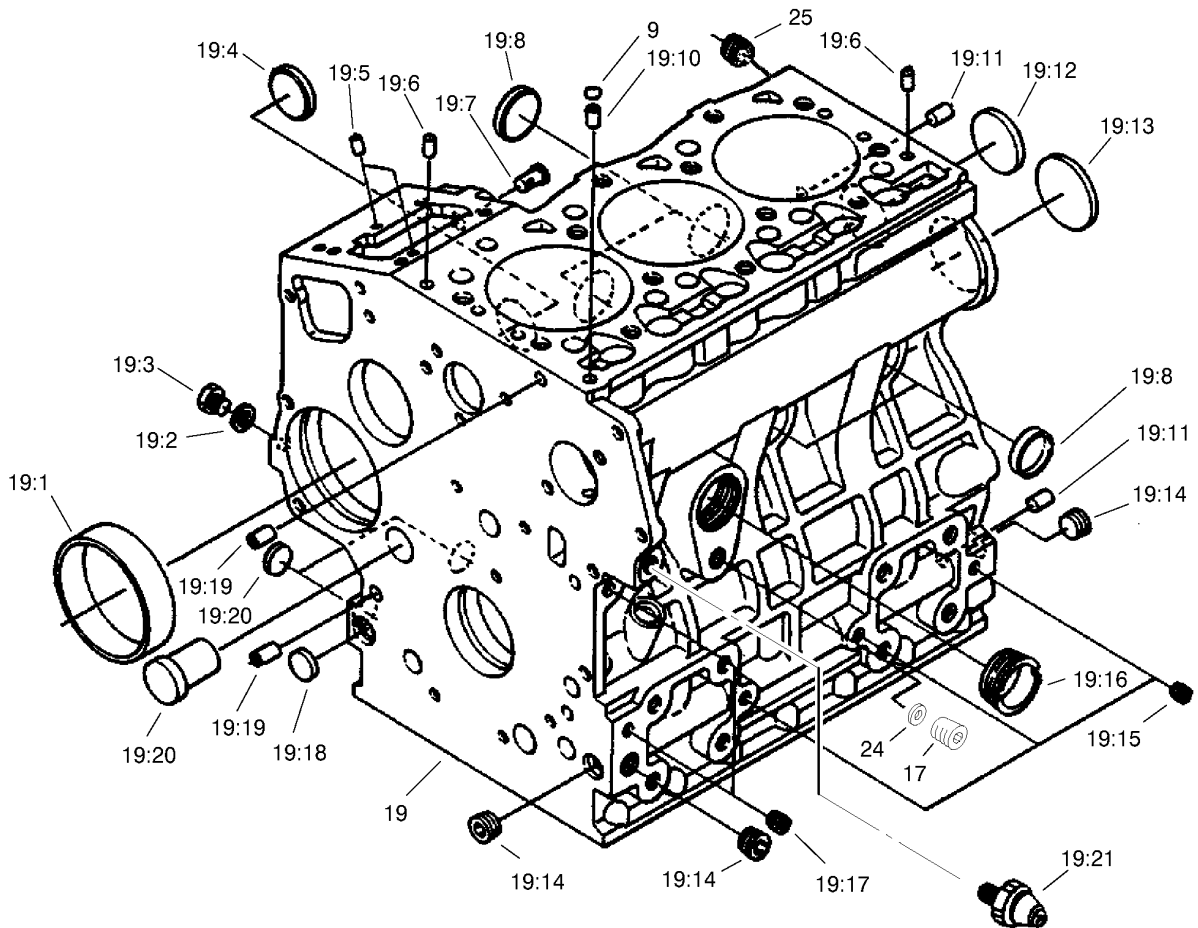
Ref	Part No.	Qty.	Description
21	99-3589	1	Kit-Seal
21:2	58-6290	1	Poppet
21:4	60-6410	1	O-Ring
21:5	60-5720	2	O-Ring
21:6	58-6340	1	O-Ring
21:7	237-42	1	O-Ring
21:8	59-7730	2	Washer-Backup
21:15	58-6450	1	O-Ring
21:16	58-6460	1	Ring



Lift Arm Kit Assembly

Ref	Part No.	Qty.	Description
1	03220	1	Kit-Lift Arm, 27"
1:1	95-8979	2	Shaft
⑤*1:2	95-8553	1	H Short Liftarm ASM
1:3	95-8554	1	LH Short Liftarm ASM
1:4	323-6	2	Screw-HH
1:5	3-6781	2	Washer-Thrust
1:6	283-71	2	Pin-Lynch
1:7	99-3506	2	Front Carrier Frame ASM
1:7:2	94-3353	1	Decal-Point, Pinch
1:7:3	302-5	1	Fitting-Grease
1:8	99-3508	1	Rear Carrier Frame ASM
1:8:2	94-3353	1	Decal-Point, Pinch
1:8:3	302-60	1	Fitting-Lube
1:9	95-8936	1	Strip-Wear
1:10	3269-18	4	Rivet-Pop, Steel
2	03221	1	Kit-Lift Arm, 32"
2:1	95-8979	2	Shaft
⑤*2:2	95-8550	1	RH Long Liftarm ASM
2:2:2	302-5	1	Fitting-Grease
2:3	95-8551	1	LH Long Liftarm ASM
2:3:2	302-5	1	Fitting-Grease
2:4	323-6	2	Screw-HH
2:5	3-6781	2	Washer-Thrust
2:6	283-71	2	Pin-Lynch

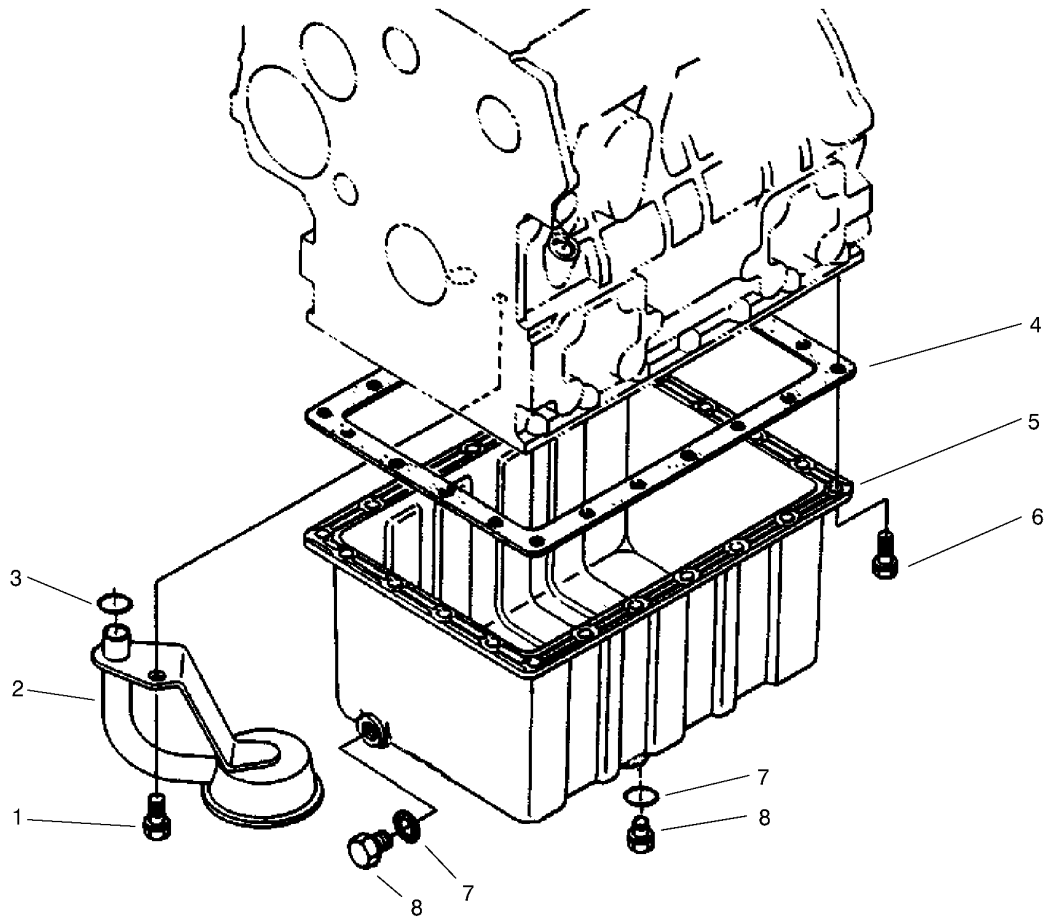
Ref	Part No.	Qty.	Description
2:7	99-3507	2	Front Carrier Frame ASM
2:7:2	94-3353	1	Decal-Point, Pinch
2:7:3	302-5	1	Fitting-Grease
2:8	99-3509	1	Rear Carrier Frame ASM
2:8:2	94-3353	1	Decal-Point, Pinch
2:8:3	302-60	1	Fitting-Lube
2:9	95-8936	1	Strip-Wear
2:10	3269-18	4	Rivet-Pop, Steel



Crankcase Assembly

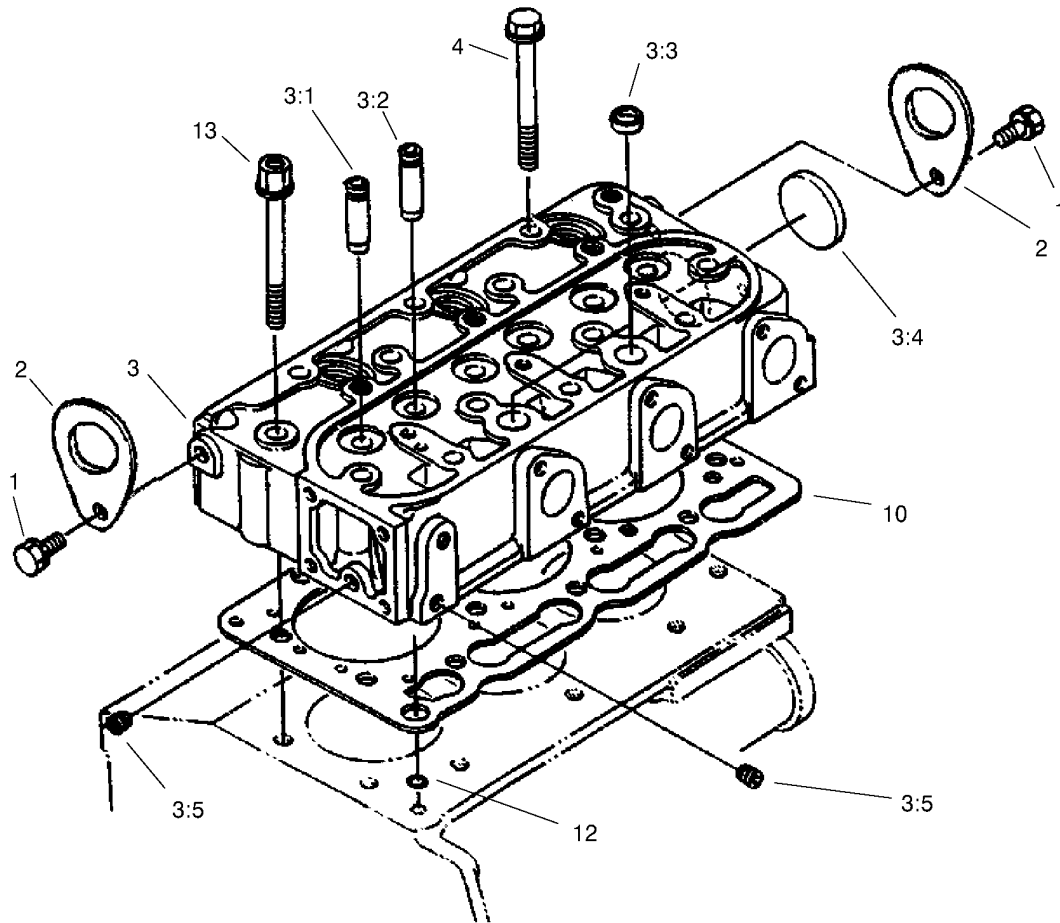
Ref	Part No.	Qty.	Description
9	98-7509	1	O-Ring
17	99-3447	1	Plug
19	98-9604	1	Crankcase ASM
19:1	98-9656	1	Bush-Governor, Gear
19:2	98-7428	1	Gasket
19:3	98-7507	1	Plug
19:4	98-9599	1	Plug
19:5	98-9375	2	Pin-Straight
19:6	98-9376	2	Pin-Straight
19:7	98-9630	1	Pin-Spring, Start
19:8	98-9398	4	Cap-Sealing
19:10	98-9539	1	Pin-Pipe
19:11	98-9377	2	Pin-Straight
19:12	98-7540	1	Cap-Sealing
19:13	98-9668	1	Plug
19:14	98-9597	3	Plug
19:15	98-7539	3	Cap-Sealing
19:16	98-9667	1	Plug
19:17	98-7487	2	Plug
19:18	98-9379	3	Plug
19:19	98-9387	2	Pin-Pipe
19:20	98-9675	1	Plug
19:21	98-9416	1	Switch-Oil
24	99-3445	1	Gasket

Ref	Part No.	Qty.	Description
25	98-9444	1	Plug



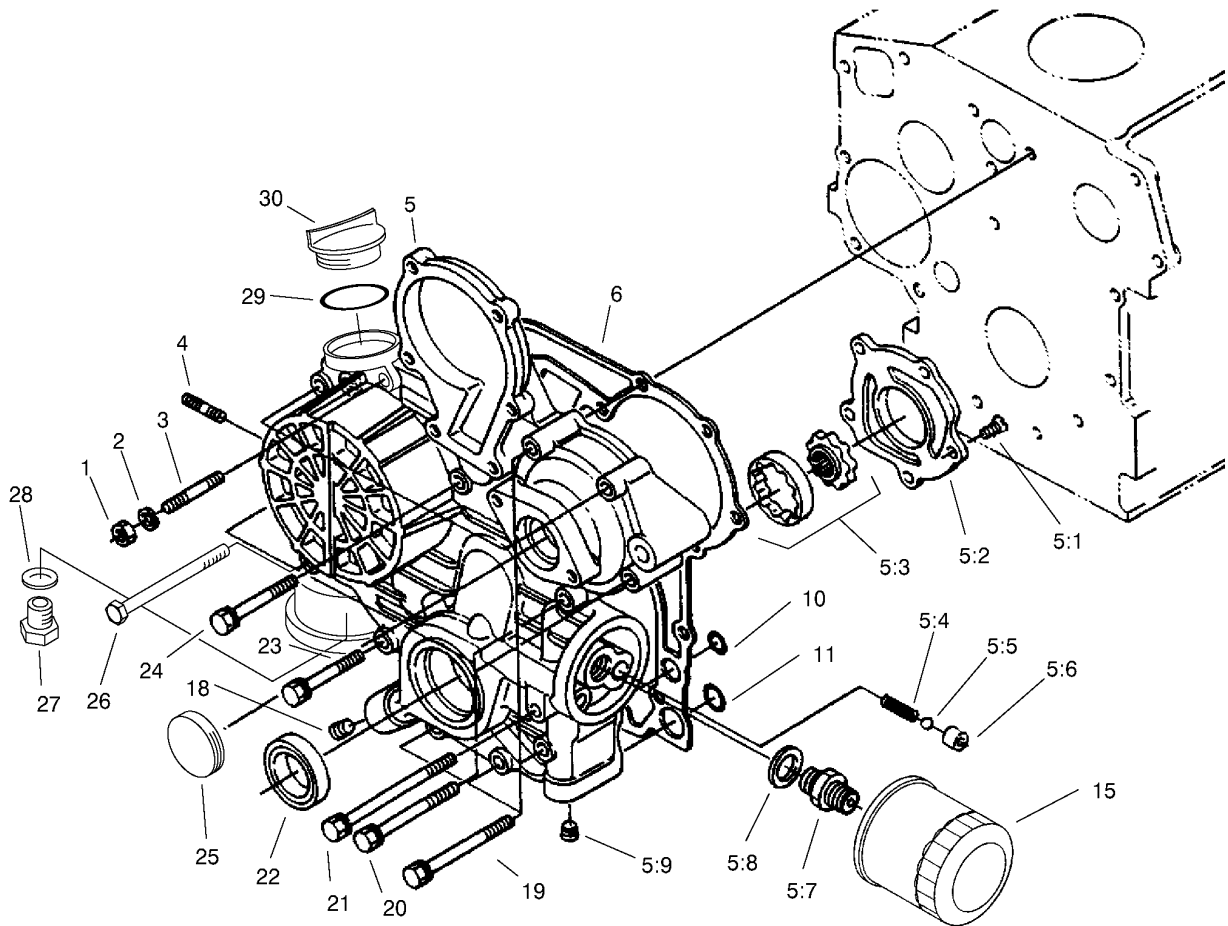
Oil Pan Assembly

Ref	Part No.	Qty.	Description
1	98-7526	1	Bolt
2	98-9538	1	Filter-Oil
3	100-2205	1	O-Ring
4	98-9646	1	Gasket-Pan, Oil
5	98-9685	1	Drain-Oil
6	98-9350	22	Bolt
7	98-7524	2	Gasket
8	98-9386	2	Plug



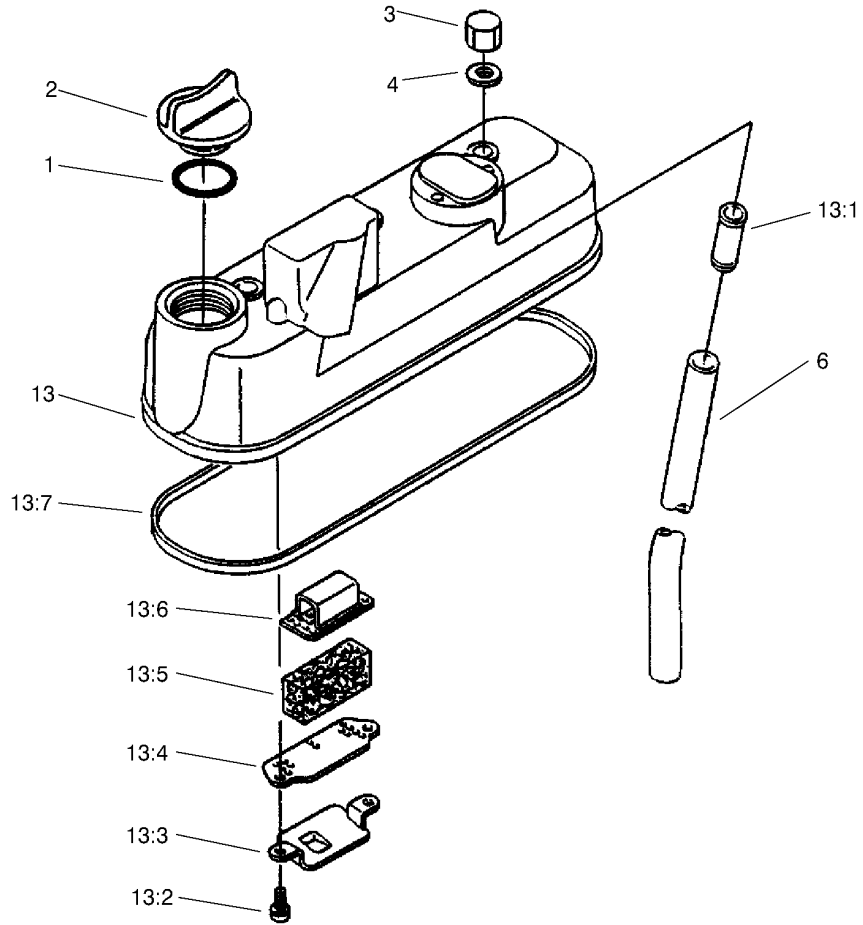
Cylinder Head Assembly

Ref	Part No.	Qty.	Description
1	100-9195	2	Bolt
2	98-7531	2	Hook-Engine
3	98-9460	1	Cylinder Head ASM
3:1	98-9499	3	Guide-Valve, Inlet
3:2	98-9500	3	Guide-Valve, Exhaust
3:3	98-9389	2	Cap-Sealing
3:4	98-9395	1	Cap-Sealing
3:5	98-7540	2	Cap-Sealing
4	98-9479	12	Bolt-Head, Cylinder
10	98-9613	1	Gasket-Head, Cylinder
12	98-7509	1	O-Ring
13	98-9647	2	Bolt-Head, Cylinder



Gear Case and Oil Filter Assembly

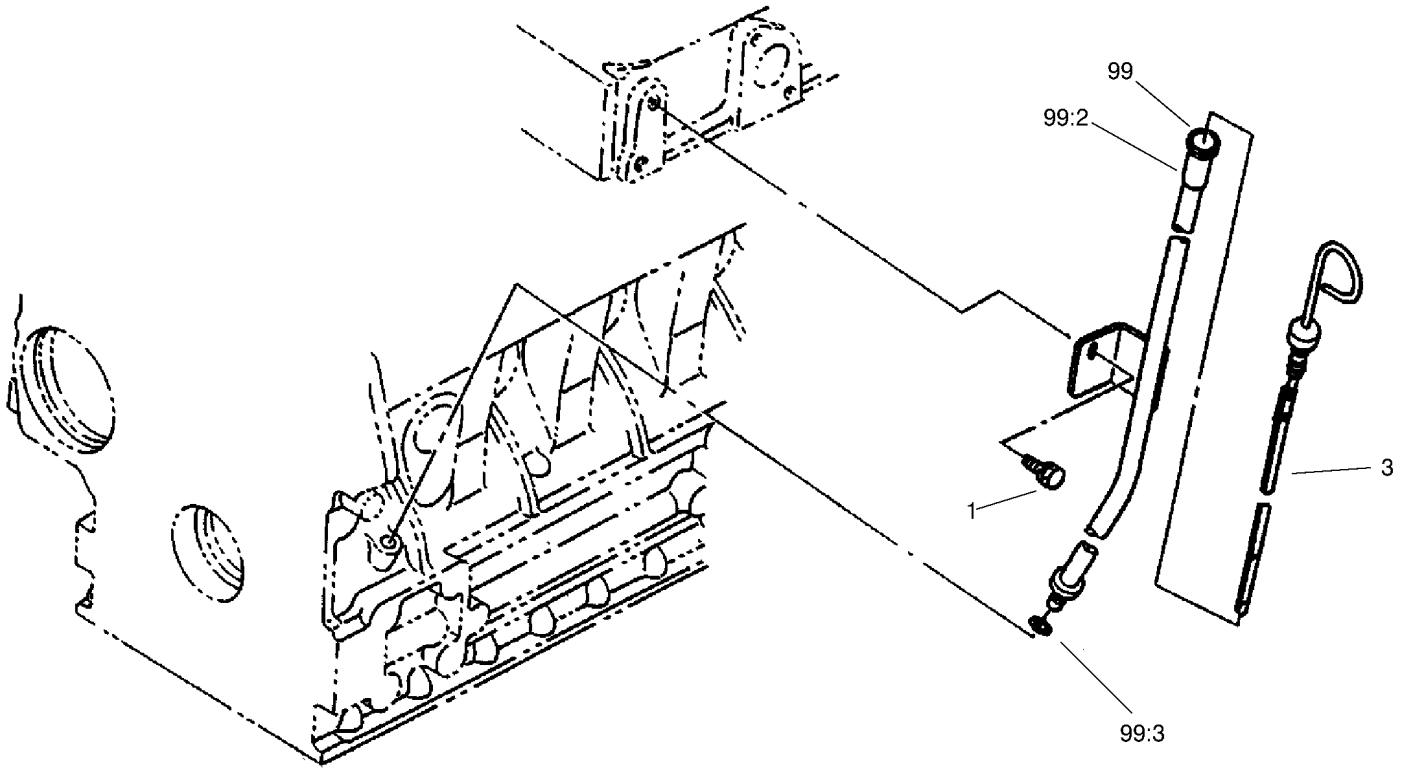
Ref	Part No.	Qty.	Description	Ref	Part No.	Qty.	Description
1	98-7572	1	Nut	25	99-3515	1	Plug-Gearcase
2	98-9367	1	Washer-Spring	26	99-3511	1	Bolt
3	98-9362	1	Stud	27	99-3450	1	Plug
4	98-9363	2	Stud	28	99-3451	1	Plug-Packing
5	99-3462	1	Gear Case ASM	29	99-3446	1	O-Ring
5:1	98-9592	5	Screw	30	99-3449	1	Plug,Oil Filler
5:2	98-9541	1	Cover-Pump, Oil				
5:3	98-9540	1	Oil Pump Rotor ASM				
5:4	98-9544	1	Spring				
5:5	98-9380	1	Ball				
5:6	98-9543	1	Seat-Valve				
5:7	98-9388	1	Joint-Pipe				
5:8	98-7562	1	Washer-Plain				
5:9	98-9598	2	Plug				
6	98-9633	1	Gasket-Case, Gear				
10	98-9372	2	O-Ring				
11	98-7547	2	O-Ring				
15	98-9651	1	Filter-Oil				
19	98-9356	2	Bolt				
20	98-9355	4	Bolt				
21	99-3510	2	Bolt				
22	98-9482	1	Seal-Oil				
23	98-9437	1	Bolt				
24	98-7496	3	Bolt				



Head Cover Assembly

Ref	Part No.	Qty.	Description
1	99-3446	1	O-Ring
2	99-3449	1	Plug,Oil Filler
3	98-9455	3	Nut-Cap
4	98-9454	3	Gasket
6	98-9491	1	Pipe-Breather
13	98-9614	1	Cylinder Head Cover ASM
13:1	98-9492	1	Joint-Pipe, Breather
13:2	98-9364	2	Screw W/Washer
13:3	98-9490	1	Shield-Oil, Breather
13:4	98-9488	1	Plate-Element, Breather
13:5	98-9493	1	Element-Breather
13:6	98-9489	1	Plate-Element, Breather
13:7	98-9615	1	Gasket-Cover, Head

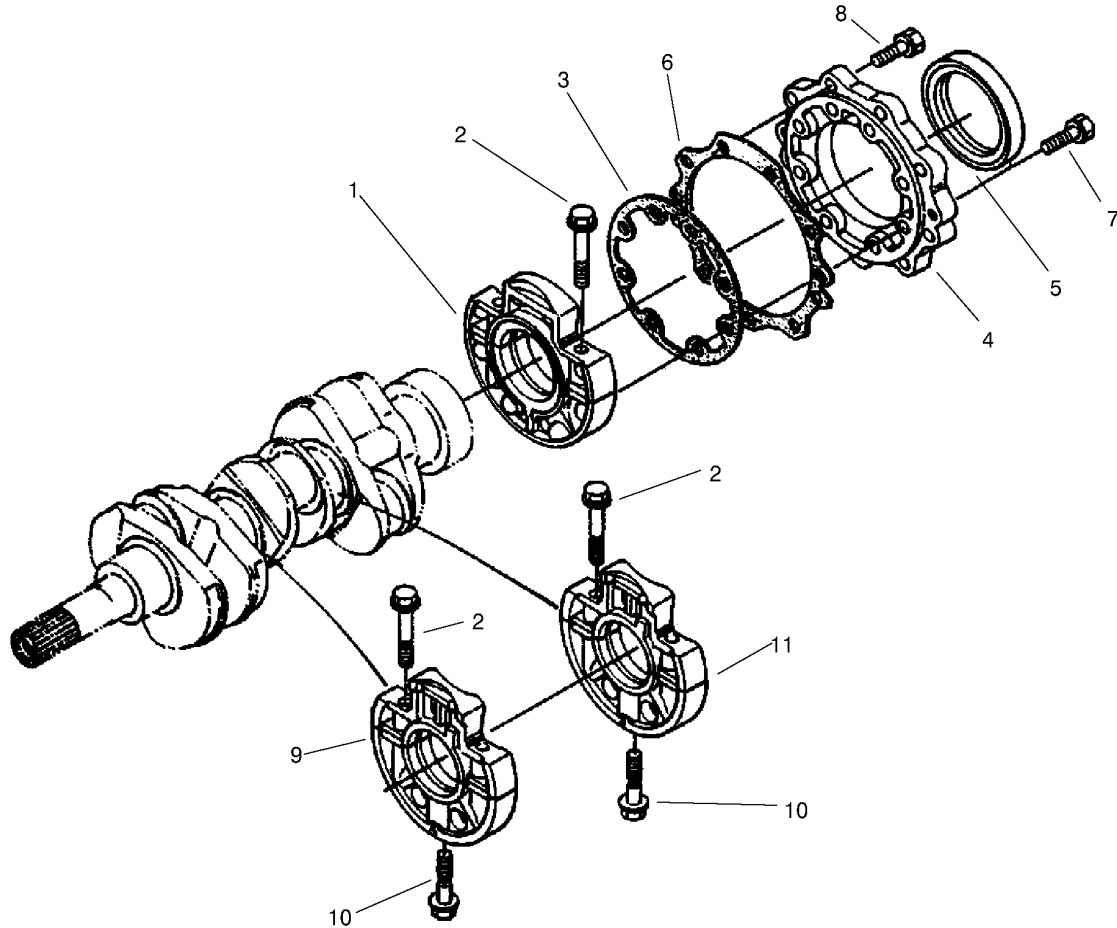
Ref	Part No.	Qty.	Description



Dipstick and Guide Assembly

Ref	Part No.	Qty.	Description
1	98-7453	1	Bolt
3	98-9670	1	Gauge-Oil
99	98-9672	1	Oil Gauge Guide ASM
99:2	98-9671	1	Guide-Gauge, Oil
99:3	98-9374	1	O-Ring

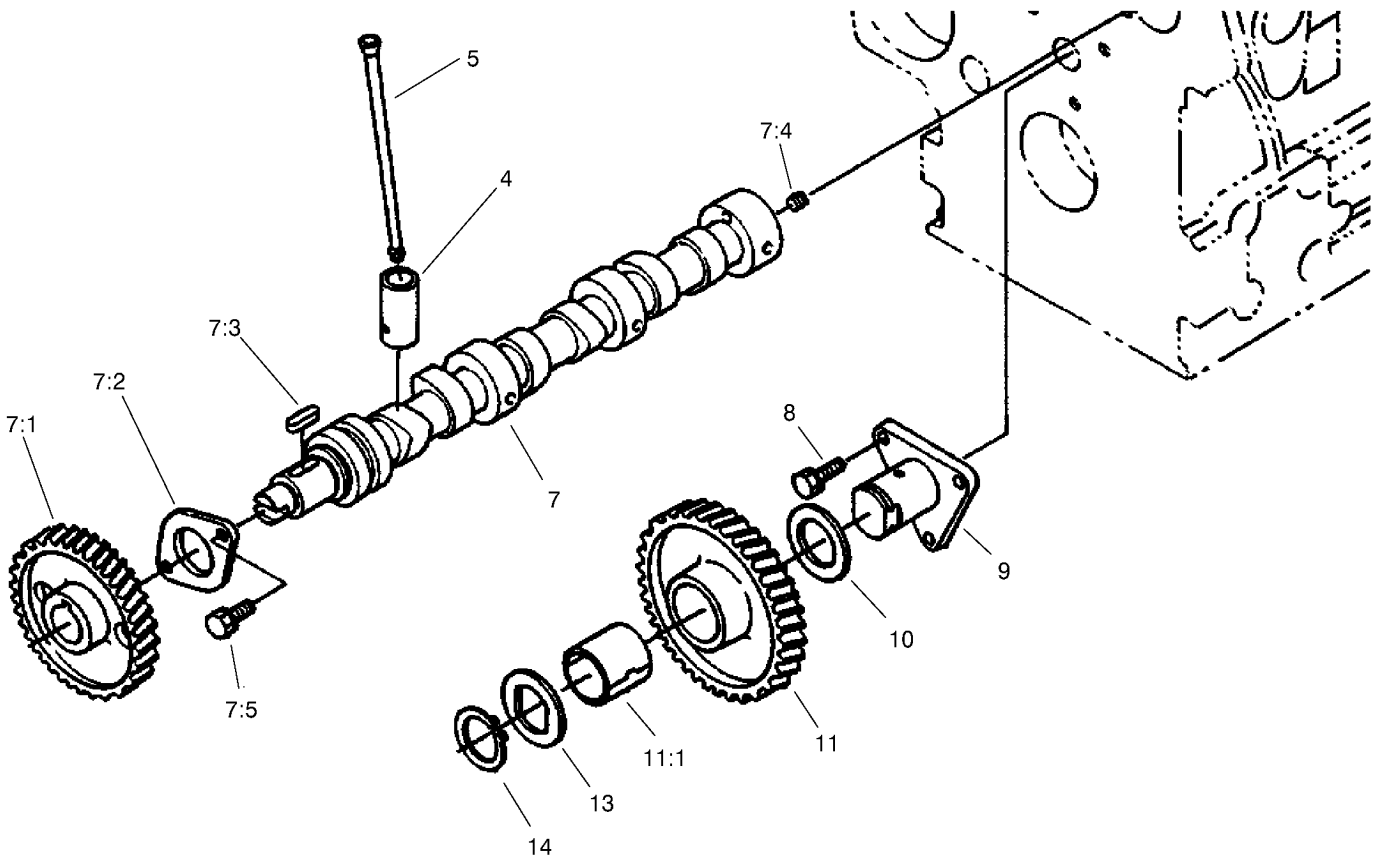
--	--	--	--



Main Bearing Case Assembly

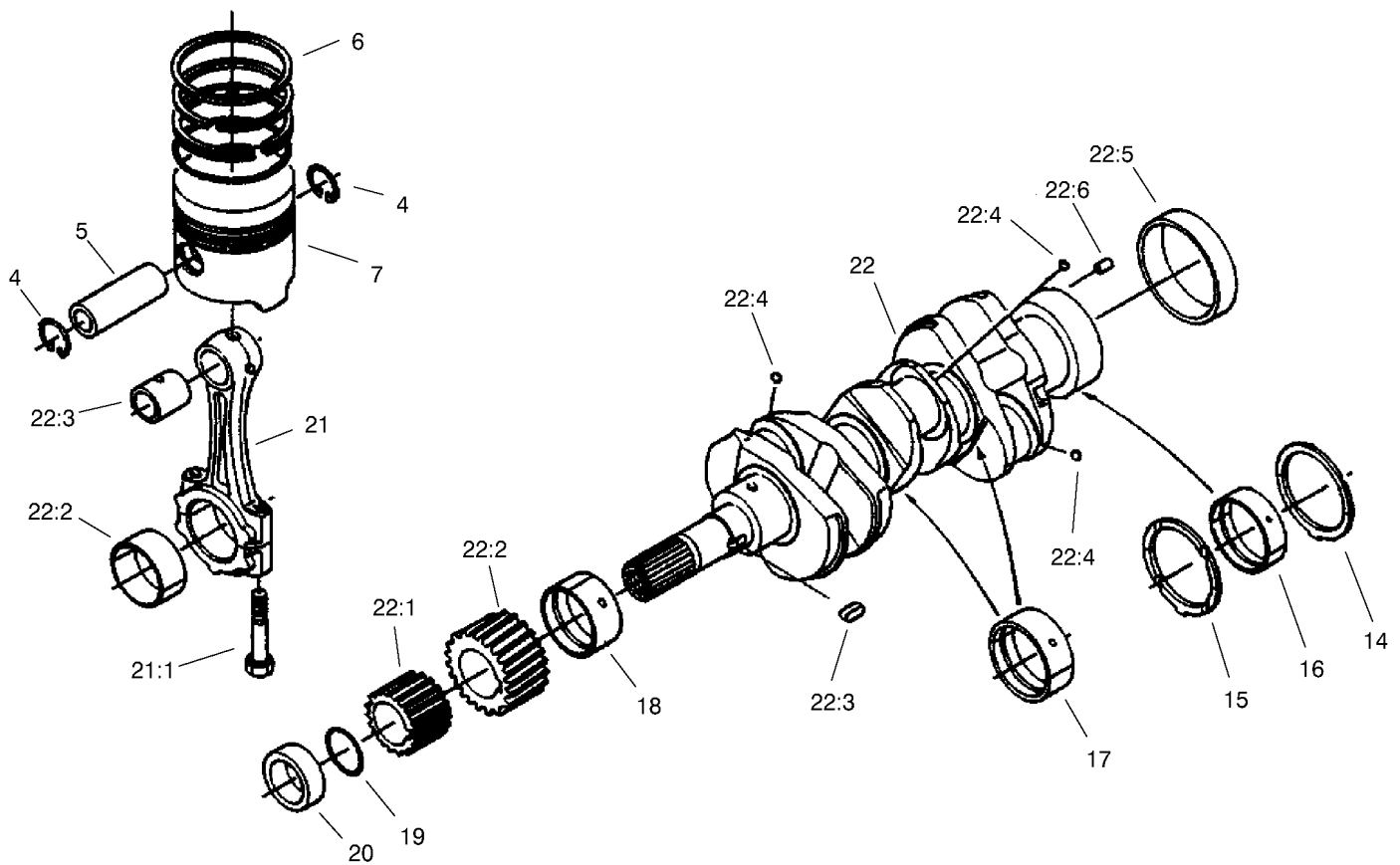
Ref	Part No.	Qty.	Description
1	98-9480	1	Main Bearing Case ASM
2	98-9484	6	Bolt-Case, Bearing
3	98-9634	1	Gasket-Case, Bearing
4	98-9487	1	Cover-Case, Bearing
5	98-9483	1	Seal-Oil
6	98-9635	1	Gasket-Cover, Bearing Case
7	98-9352	8	Bolt
8	98-7568	9	Bolt
9	98-9606	1	Main Bearing Case ASM
10	98-9485	2	Bolt-Case, Bearing
11	98-9607	1	Main Bearing Case ASM

--	--	--	--



Camshaft Assembly

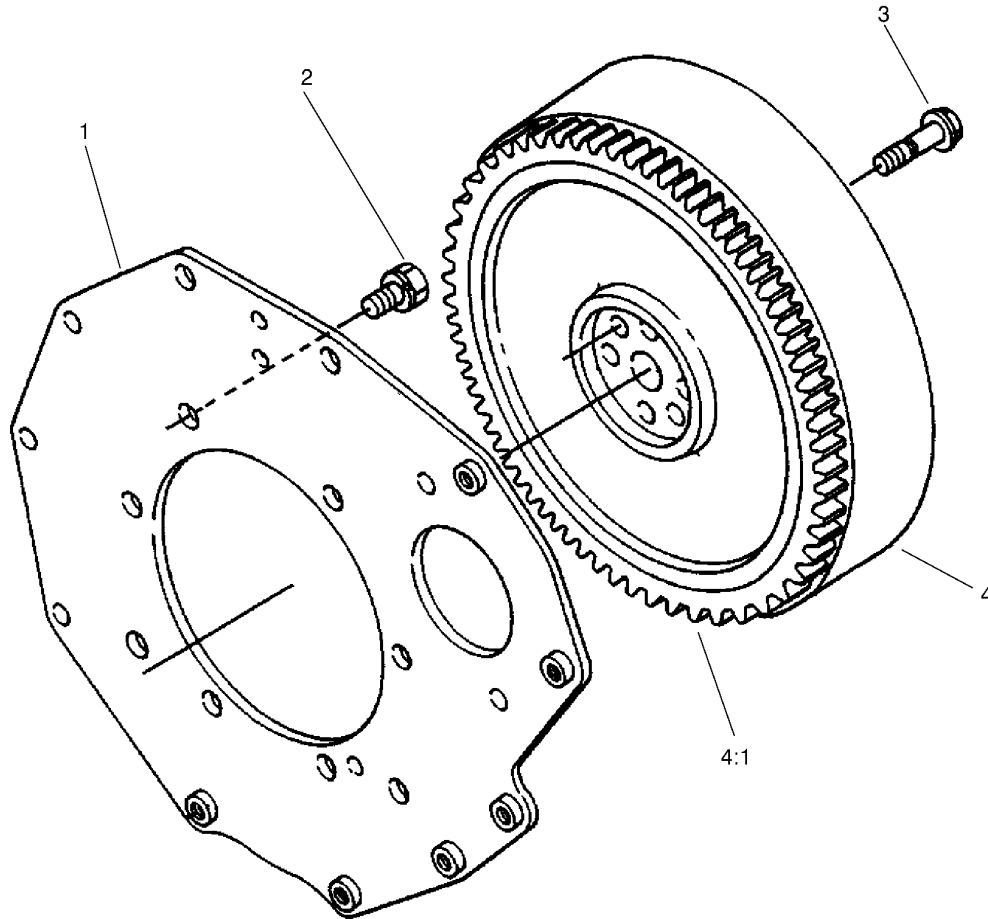
Ref	Part No.	Qty.	Description
4	98-9616	6	Tappet
5	98-9509	6	Rod-Push
7	98-9617	1	Camshaft ASM
7:1	98-9512	1	Gear-Cam
7:2	98-9510	1	Stopper-Camshaft
7:3	98-9378	1	Key-Feather
7:4	98-7449	1	Screw-Set
7:5	98-9351	2	Bolt
8	98-7692	3	Bolt
9	98-9533	1	Shaft-Gear, Idle
10	98-9535	1	Collar-Gear, Idle
11	98-9649	1	Idle Gear ASM
11:1	98-9650	1	Bushing-Gear, Idle
13	98-9536	1	Collar-Gear, Idle
14	98-9534	1	Clip-Circular, Idle Gear



Piston and Crankcase Assembly

Ref	Part No.	Qty.	Description
4	98-9514	6	Clip-Circular, Piston Pin
5	98-9513	3	Pin-Piston
6	98-9619	3	Piston Ring ASM (+0.5Mm)
6	98-9618	3	Piston Ring ASM (STD)
7	98-9470	3	Piston (+0.5Mm)
7	98-9469	3	Piston (STD)
14	98-9413	2	Bearing-Thrust (STD)
14	98-9414	2	Bearing-Thrust (+0.2Mm)
14	98-9415	2	Bearing-Thrust (+0.4Mm)
15	98-9688	2	Bearing-Thrust (STD)
15	98-9689	2	Bearing-Thrust (+0.2Mm)
15	98-9690	2	Bearing-Thrust (+0.4Mm)
16	98-9526	1	Bearing-Main (-0.2Mm)
16	98-9527	1	Bearing-Main (-0.4Mm)
16	98-9556	1	Bearing-Main (STD)
17	98-9530	2	Bearing-Main (-0.2Mm)
17	98-9531	2	Bearing-Main (-0.4Mm)
17	98-9555	2	Bearing-Main (STD)
18	98-9528	1	Bearing-Main (-0.2Mm)
18	98-9529	1	Bearing-Main (-0.4Mm)
18	98-9554	1	Bearing-Main (STD)
19	98-9373	1	O-Ring
20	98-9521	1	Collar-Crankshaft
21	98-9516	3	Connecting Rod ASM

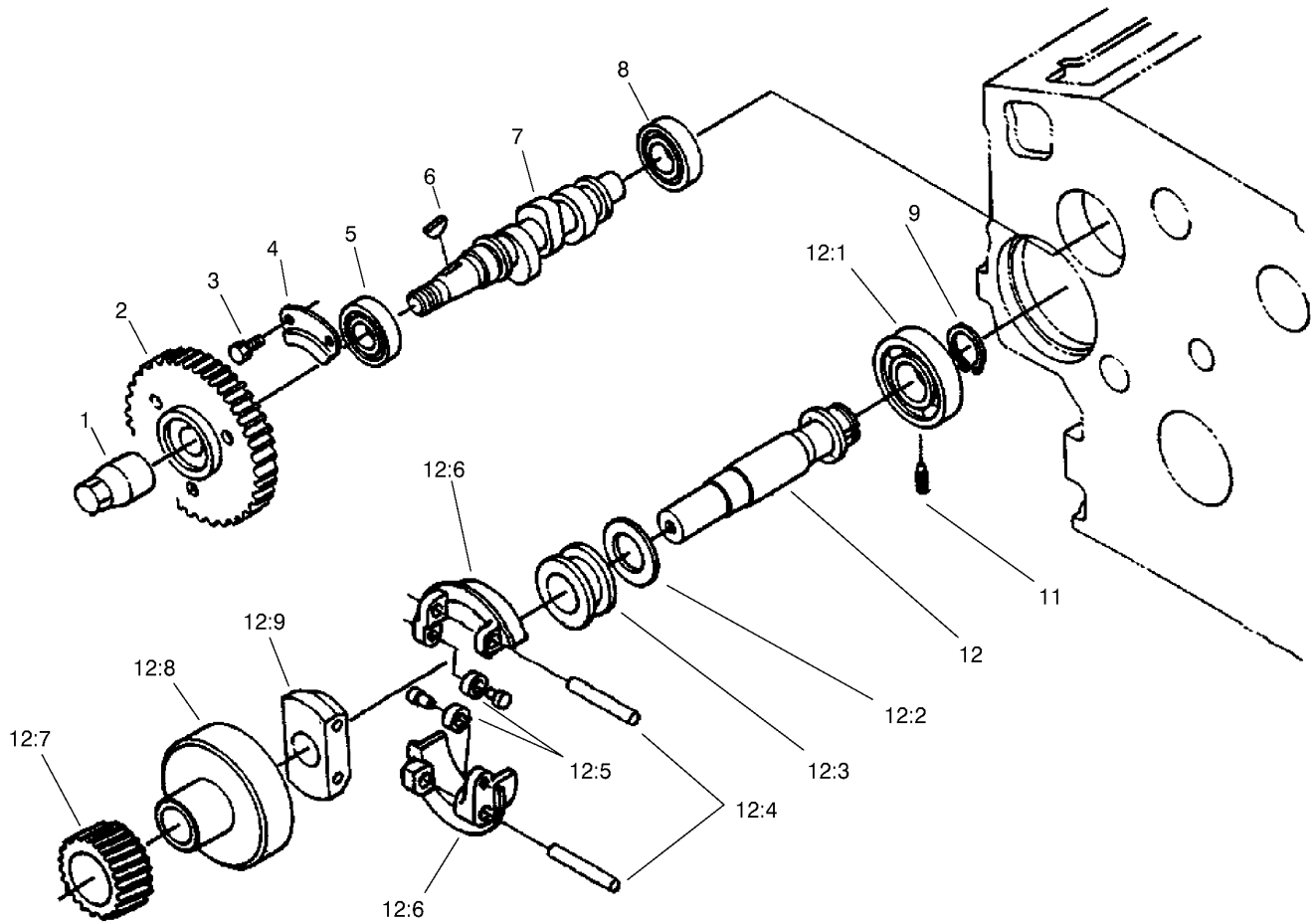
Ref	Part No.	Qty.	Description
21:1	98-9517	6	Bolt-Rod, Connecting
21:2	98-9518	3	Metal, Crankpin (STD)
21:2	98-9519	3	Bearing-Rod (-0.2Mm)
21:2	98-9520	3	Bearing-Rod (-0.4Mm)
21:3	98-9515	3	Bushing-Pin, Piston
22	98-9642	1	Crankshaft ASM
22:1	98-9542	1	Gear-Drive, Oil Pump
22:2	98-9532	1	Gear-Crankshaft
22:3	98-9666	1	Key
22:4	98-7473	3	Ball
22:5	98-9522	1	Sleeve-Crankshaft
22:6	98-9375	1	Pin-Straight



Flywheel Assembly

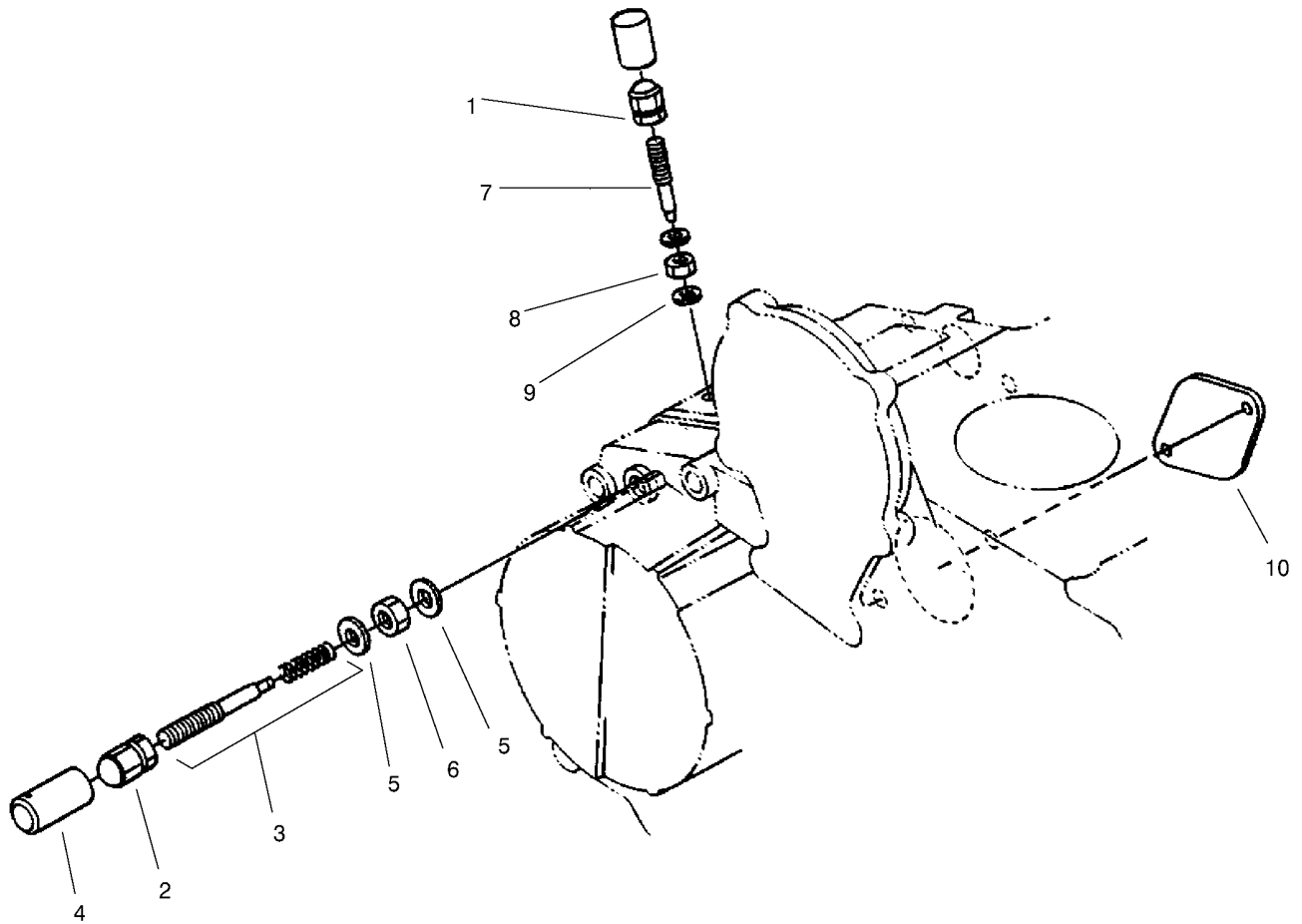
Ref	Part No.	Qty.	Description
1	98-9486	1	Plate-End, Rear
2	98-9392	8	Bolt
3	98-9537	6	Bolt-Flywheel
4	98-9691	1	Flywheel ASM
4:1	98-9394	1	Gear-Ring

--	--	--	--



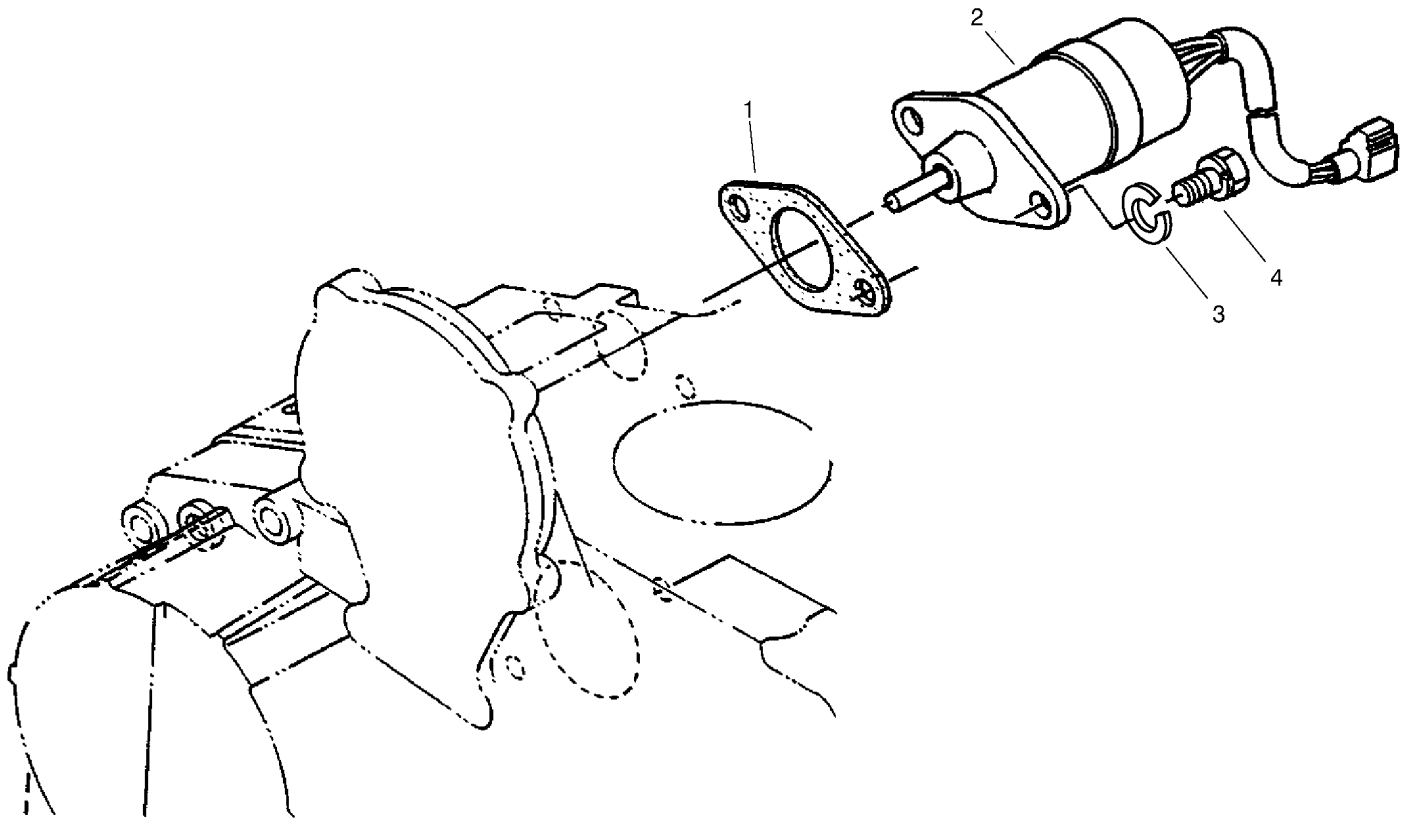
Fuel Camshaft Assembly

Ref	Part No.	Qty.	Description
1	98-9590	1	Nut-Cap
2	98-9669	1	Gear-Pump, Injection
3	98-9350	2	Bolt
4	98-9511	1	Stopper-Fuel, Camshaft
5	98-9383	1	Bearing-Ball
6	98-9595	1	Key-Woodruff
7	98-9459	1	Camshaft-Fuel
8	98-9382	1	Bearing-Ball
9	98-9657	1	Clip-Circular, Governor Shaft
11	98-9565	1	Screw-Set
12	98-9644	1	Governor Shaft ASM
12:1	98-9381	1	Bearing-Ball
12:2	98-9564	1	Washer-Thrust
12:3	98-9563	1	Sleeve-Governor
12:4	98-9560	2	Shaft-Weight, Governor
12:5	98-9692	2	Roller
12:6	98-9559	2	Governor Weight ASM
12:7	98-9673	1	Gear-Governor
12:8	98-9562	1	Holder-Gear, Governor
12:9	98-9561	1	Holder-Weight, Governor



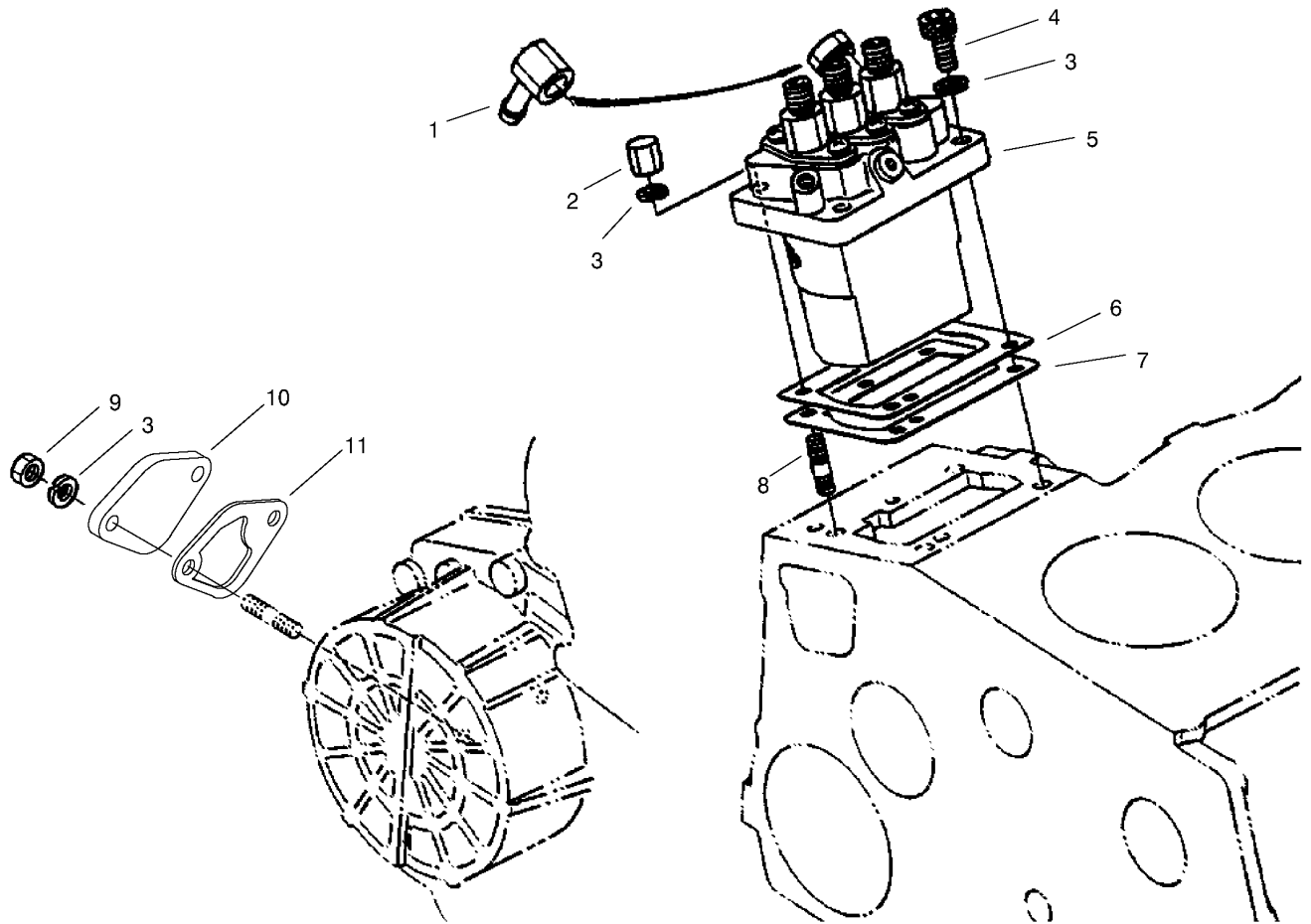
Engine Stop Lever Assembly

Ref	Part No.	Qty.	Description
1	99-8387	1	Nut-Cap
2	98-9441	1	Nut-Cap
3	99-3458	1	Adjusting Bolt ASM
4	98-7656	1	Cap
5	98-7654	3	Gasket
6	98-9439	1	Nut
7	98-9557	1	Bolt-Adjusting
8	99-3512	1	Nut
9	99-3466	1	Gasket
10	98-9640	1	Cover-Pump



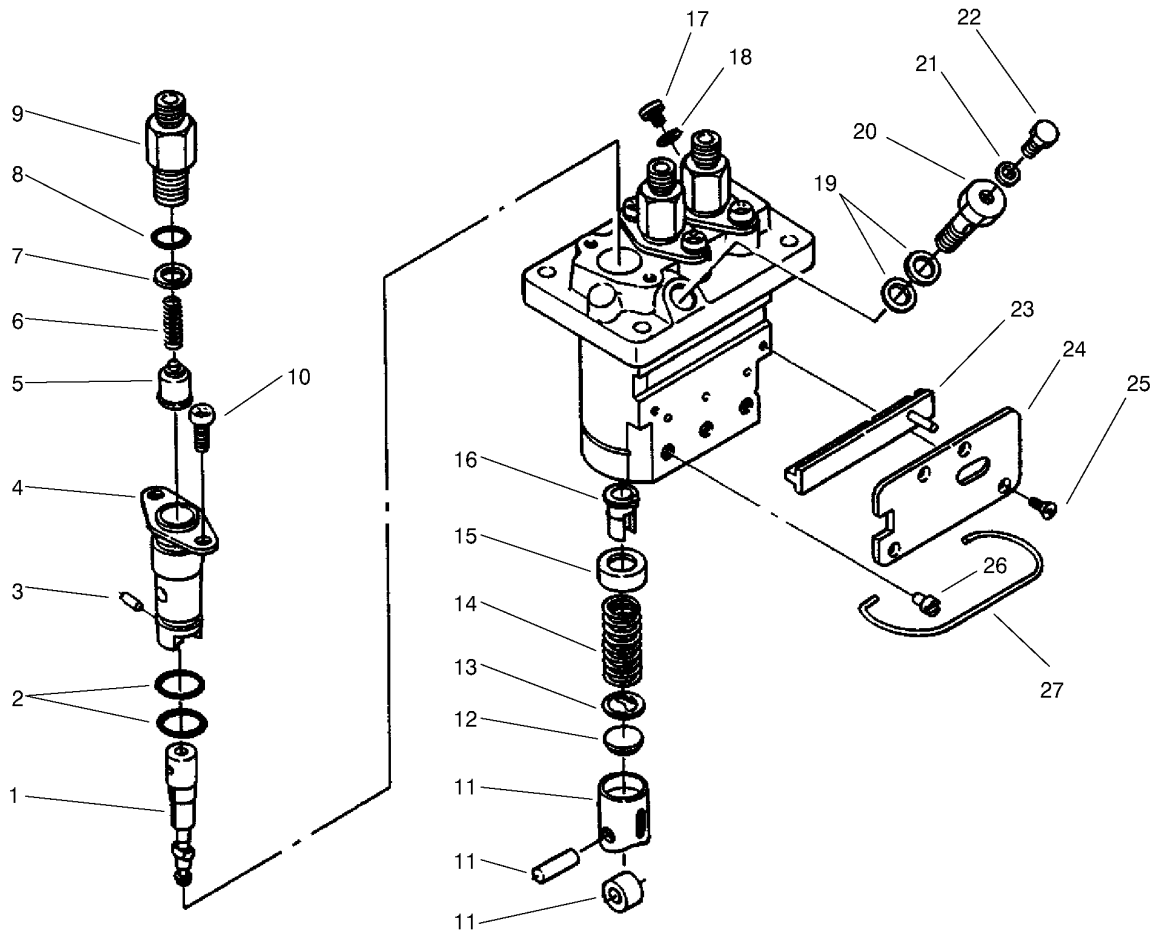
Stop Solenoid and Fuel Pump Assembly

Ref	Part No.	Qty.	Description
1	98-9683	1	Gasket-Cover, Solenoid
2	98-9693	1	Solenoid-Stop
3	98-9367	2	Washer-Spring
4	98-9351	2	Bolt



Injection Pump Installation Assembly

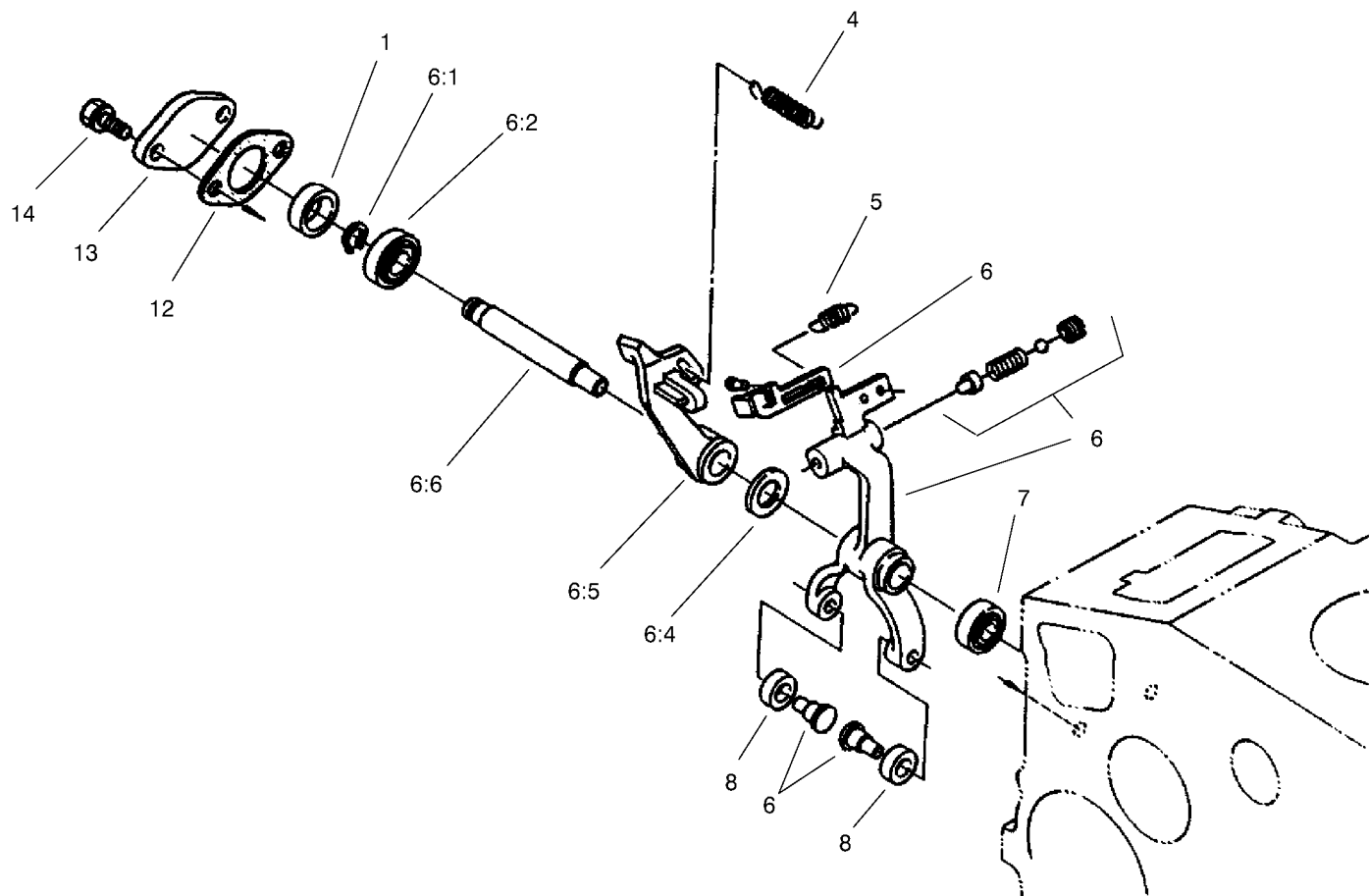
Ref	Part No.	Qty.	Description
1	98-9596	1	Joint-Eye
2	98-9440	2	Nut-Cap
3	98-9367	6	Washer-Spring
4	98-9361	2	Bolt-HSH
5	98-9643	1	Injection Pump ASM
6	98-9456	1	Shim (0.2Mm)
6	98-9457	1	Shim-Injection (0.25Mm)
7	98-9458	1	Shim-Injection (0.30Mm)
8	98-9438	2	Stud
9	98-7572	2	Nut
10	99-3514	1	Cover
11	98-9636	1	Gasket-Pump, Fuel



Injection Pump Assembly No. 98-9643

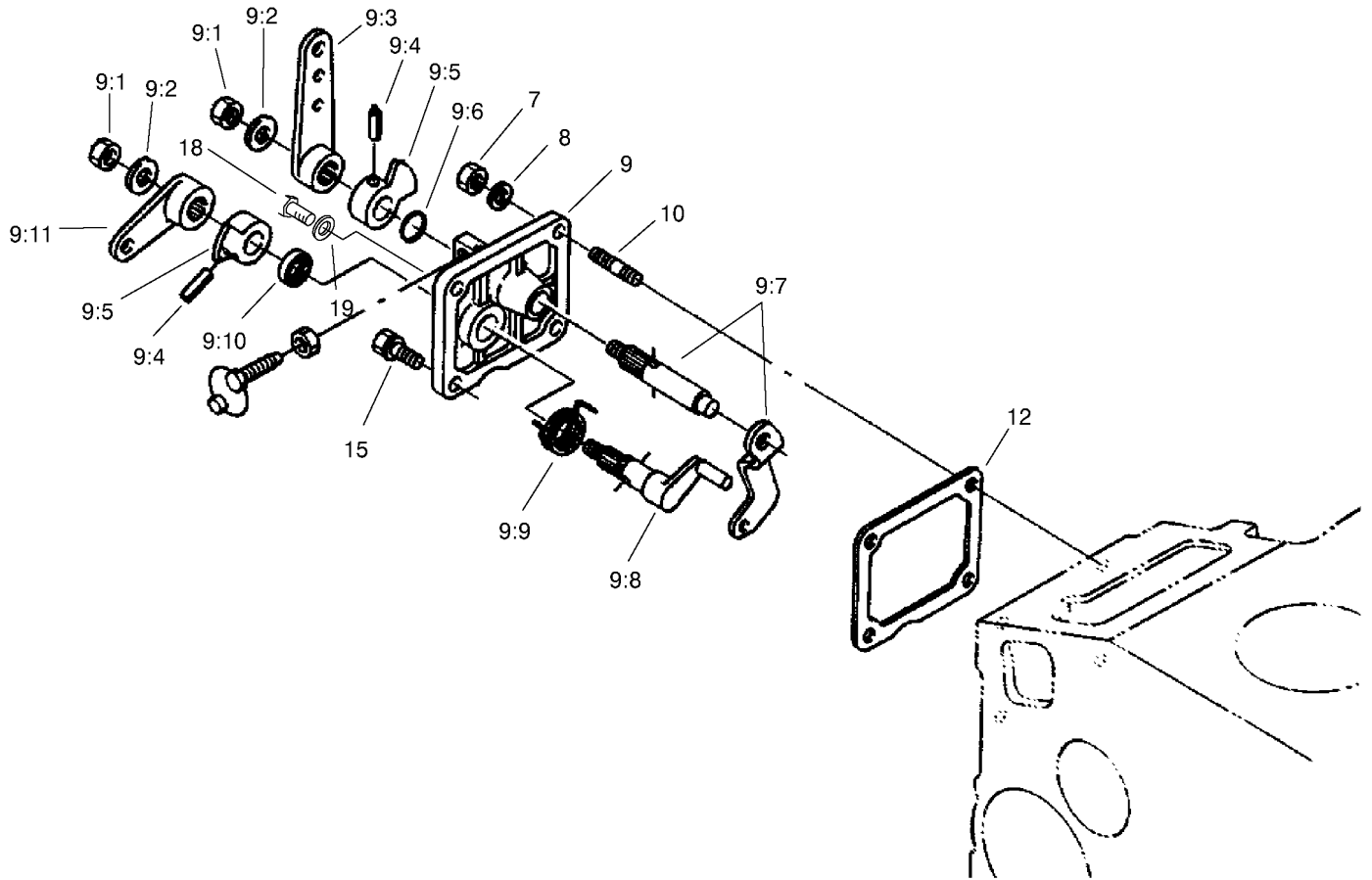
Ref	Part No.	Qty.	Description
1	98-9462	3	Element-Pump
2	98-9423	6	O-Ring
3	98-9443	3	Pin-Joint
4	98-9434	3	Flange-Sleeve
5	98-9421	3	Valve-Delivery
6	98-9424	3	Spring-Valve, Delivery
7	98-9425	3	Gasket-Valve, Delivery
8	98-9447	3	O-Ring
9	98-9652	3	Holder-Valve, Delivery
10	98-9452	6	Screw
11	98-9422	3	Tappet ASM
12	98-9433	3	Shim
13	98-9429	3	Seat-Spring, Lower
14	98-9428	3	Spring-Plunger
15	98-9427	3	Seat-Spring, Upper
16	98-9432	3	Sleeve-Control
17	98-9466	1	Plug
18	98-9451	1	Gasket
19	98-9445	1	Gasket
20	98-9464	1	Bolt-Joint
21	98-9446	1	Gasket
22	98-9430	1	Screw
23	98-9463	1	Control-Rack
24	98-9465	1	Plate

Ref	Part No.	Qty.	Description
25	98-9442	4	Screw
26	98-9426	3	Pin-Guide, Tappet
27	98-9450	1	Pin-Clamp



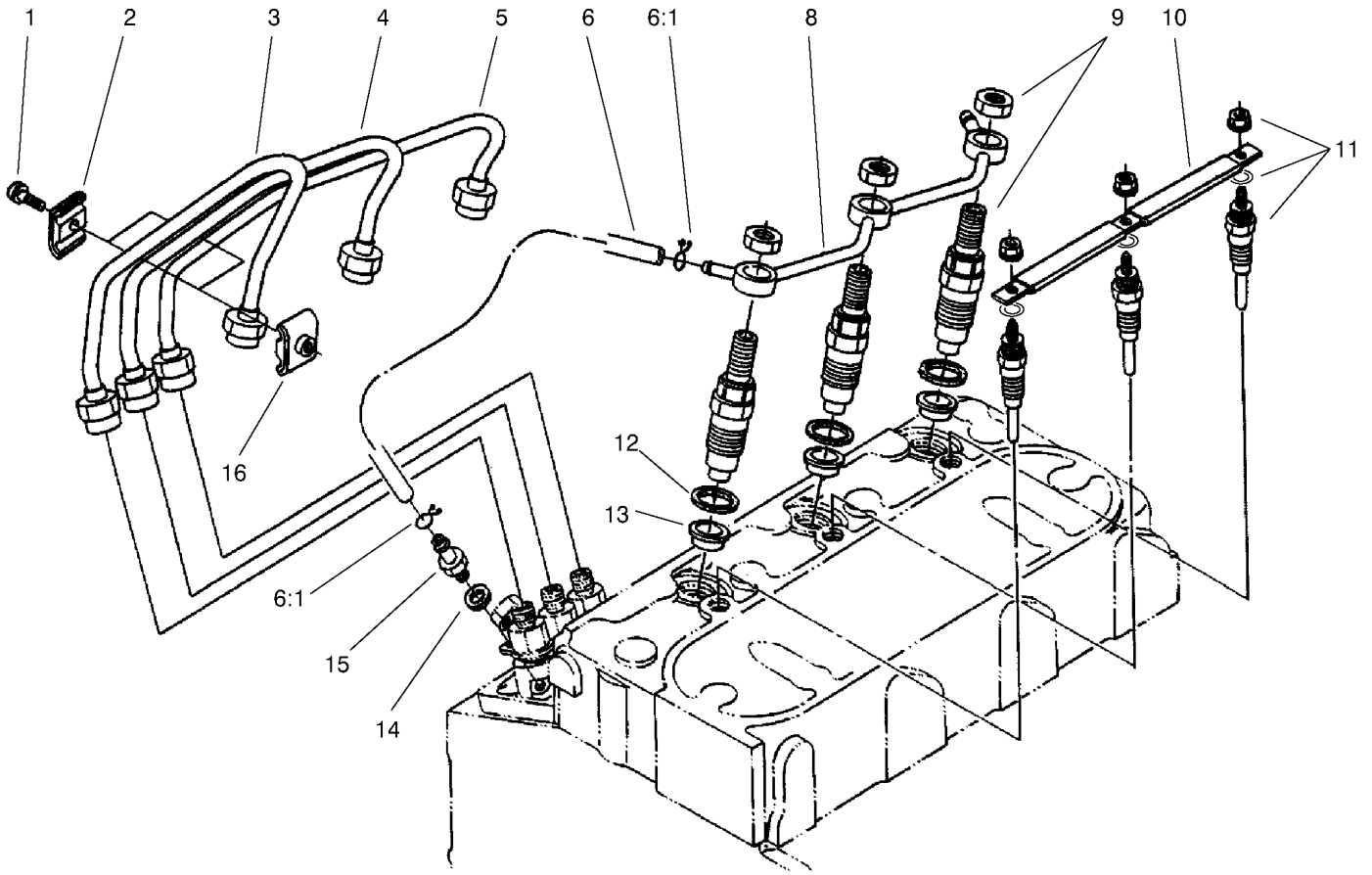
Governor Assembly

Ref	Part No.	Qty.	Description
1	98-9567	1	Collar
4	99-3459	1	Spring, Governor
5	98-9645	1	Spring-Start
6	99-3452	1	Fork Lever ASM
6:1	98-9369	1	Clip-Circular, External
6:2	98-9570	1	Bearing-Miniaturize
6:4	98-9593	1	Washer-Plain
6:5	98-9659	1	Lever-Fork
6:6	98-9566	1	Shaft-Lever, Fork
7	98-9571	1	Bearing-Miniaturize
8	98-9692	2	Roller
12	98-9682	1	Gasket
13	98-9569	1	Cover-Shaft, Fork Lever
14	98-9351	2	Bolt



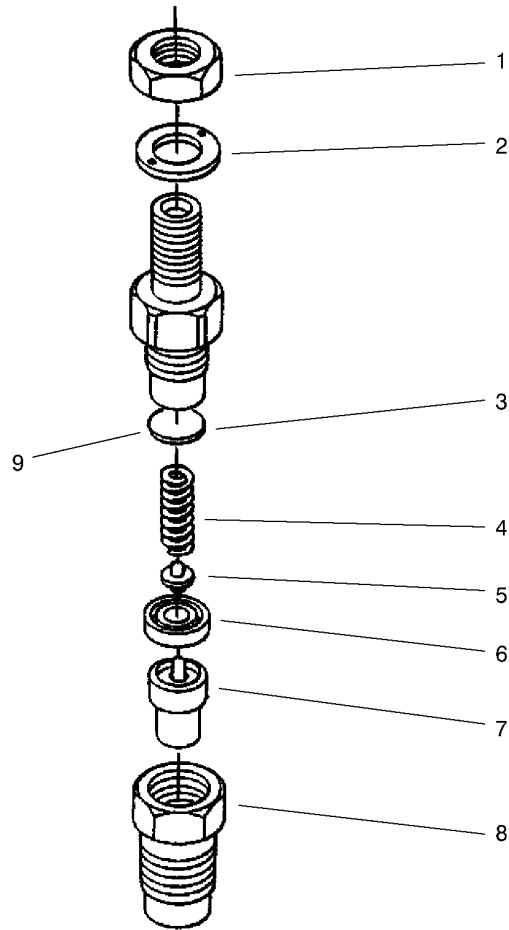
Speed Control Plate Assembly

Ref	Part No.	Qty.	Description
7	98-7572	2	Nut
8	98-9367	2	Washer-Spring
9	98-9661	1	Control Plate ASM
9:1	98-9589	2	Nut
9:2	98-9594	2	Washer-Plain
9:3	98-9662	1	Lever-Control, Speed
9:4	98-7602	2	Pin-Spring
9:5	98-9572	2	Lever-Control, Speed
9:6	98-9371	1	O-Ring
9:7	98-9658	1	Governor Lever ASM
9:8	98-9664	1	Shaft-Lever, Stop
9:9	98-9472	1	Spring-Return
9:10	98-7601	1	Seal-Oil
9:11	98-9663	1	Lever-Stop, Engine
10	98-9362	2	Stud
12	98-9637	1	Gasket
15	98-7692	1	Bolt
18	99-8348	1	Bolt
19	98-7654	1	Gasket



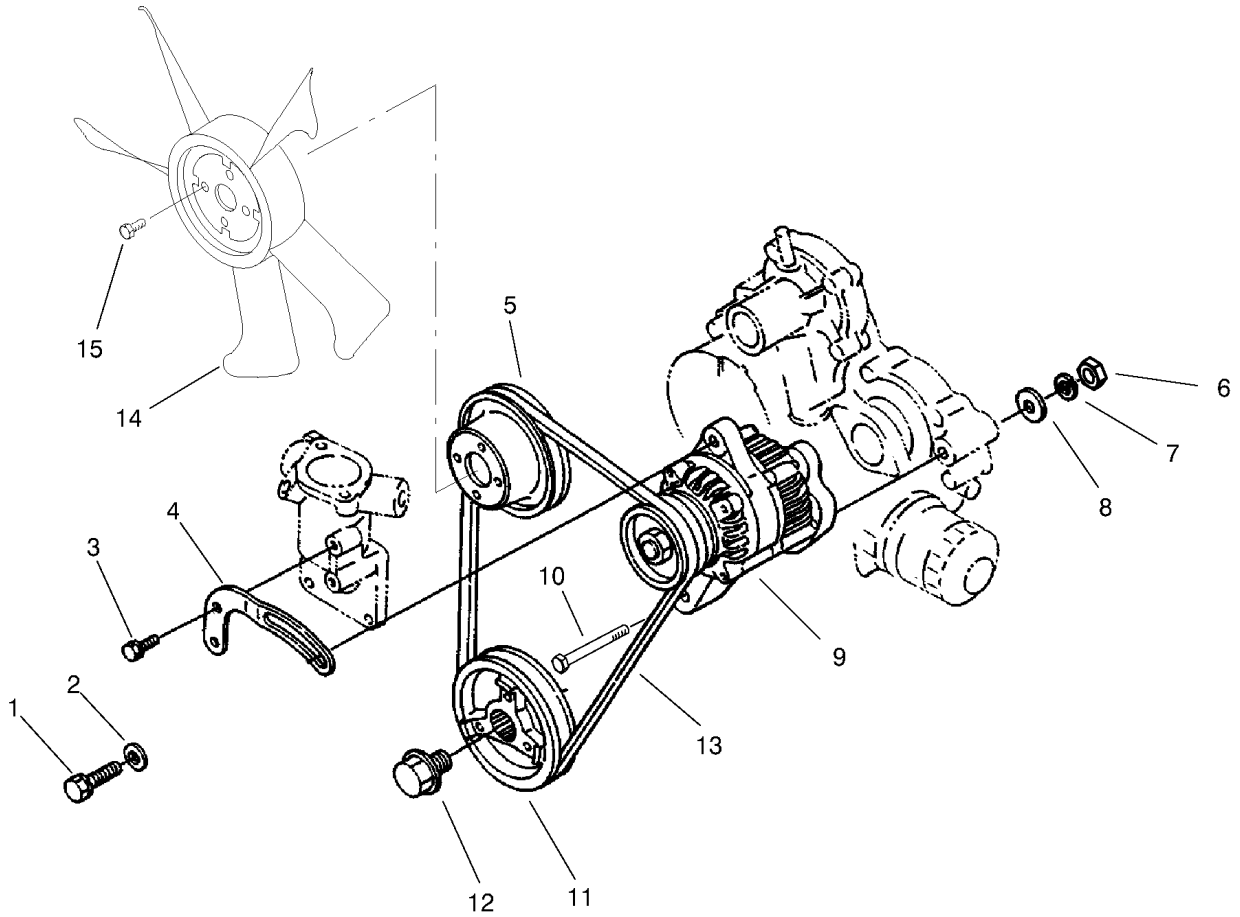
Nozzle Holder and Glow Plug Assembly

Ref	Part No.	Qty.	Description
1	98-7684	2	Screw W/Washer
2	98-7683	2	Clamp-Pipe
3	99-3460	1	Pipe-Injection
4	98-9654	1	Pipe-Injection
5	98-9655	1	Pipe-Injection
6	98-9420	1	Over Flow Pipe ASM
6:1	98-7671	1	Clip-Pipe
8	98-9620	1	Over Flow Pipe ASM
9	98-9468	3	Nozzle Holder ASM
10	98-9631	1	Cord-Plug, Glow
11	98-9695	3	Plug, Glow
12	98-7676	3	Gasket
13	98-9694	3	Seat-Heat
14	98-7654	1	Gasket
15	98-9431	1	Screw-Bleeder
16	98-7682	2	Clamp-Pipe



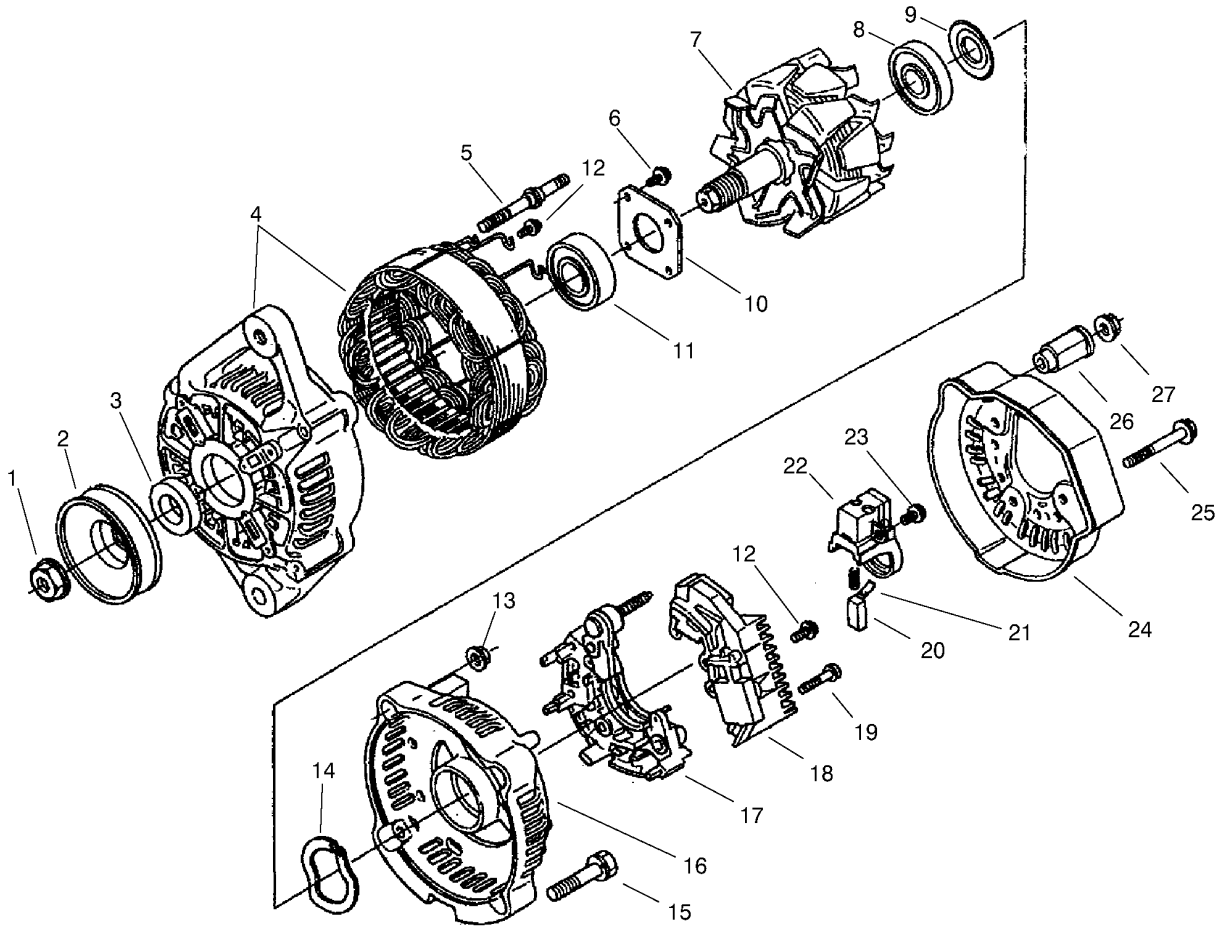
Nozzle Holder Assembly

Ref	Part No.	Qty.	Description
1	99-8301	3	Nut
2	99-8307	3	Washer-Plain
3	99-8302	3	Washer-Adjusting
4	99-8303	3	Spring-Nozzle
5	99-8305	3	Rod-Push
6	99-8304	3	Spacer-Distance
7	99-8308	3	Piece-Nozzle
8	99-8306	3	Nut-Nozzle
9	99-8313	3	Washer-Adjust (0.40Mm)
9	99-8314	3	Washer-Adjust (0.50Mm)
9	99-8315	3	Washer-Adjust (0.52Mm)
9	99-8316	3	Washer-Adjust (0.54Mm)
9	99-8317	3	Washer-Adjust (0.56Mm)
9	99-8312	3	Washer-Adjust (0.30Mm)
9	99-8319	3	Washer-Adjust (0.80Mm)
9	99-8318	3	Washer-Adjust (0.58Mm)
9	99-8309	3	Adjusting Washer ASM
9	99-8310	3	Washer-Adjust (0.10Mm)
9	99-8311	3	Washer-Adjust (0.20Mm)



Alternator and Pulley Assembly

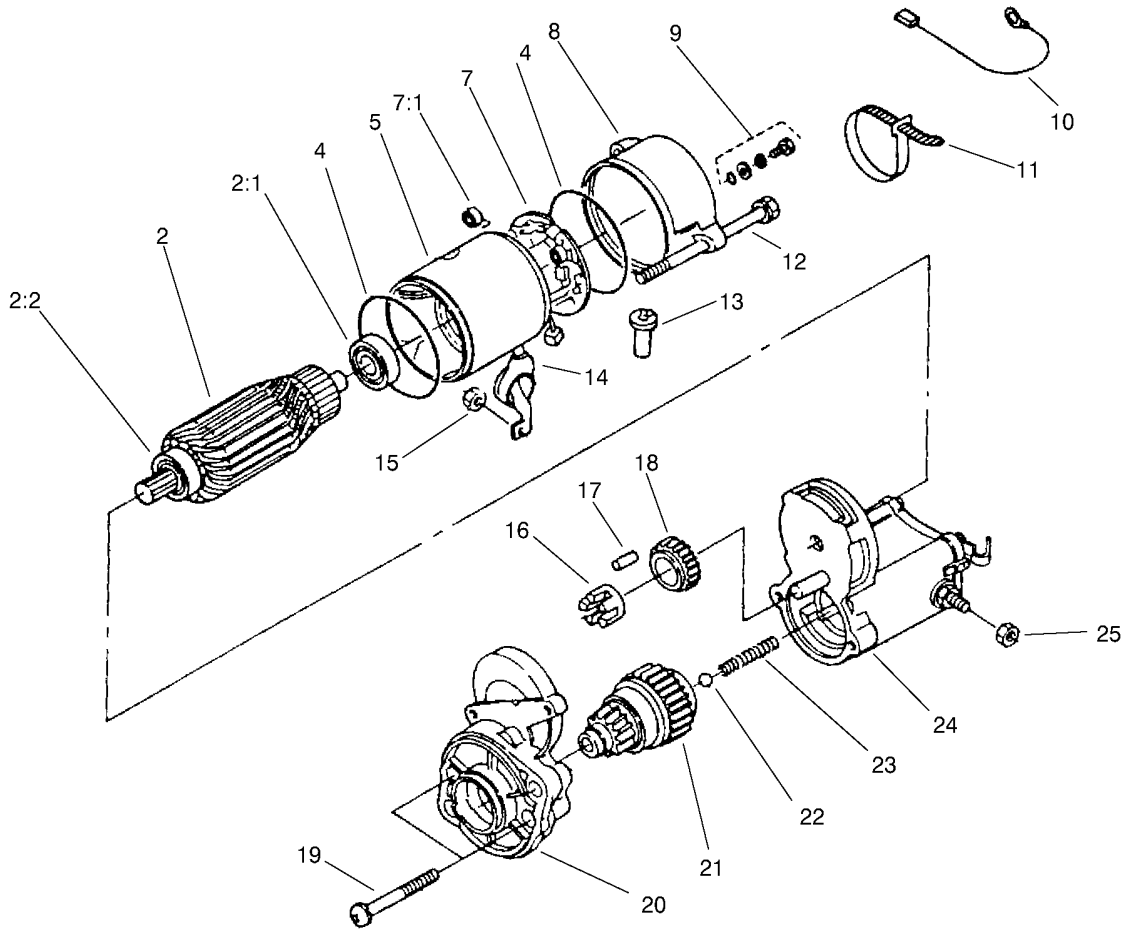
Ref	Part No.	Qty.	Description
1	98-7697	1	Bolt
2	100-9233	1	Washer-Plain
3	98-7692	1	Bolt
4	98-9573	1	Stay-Dynamo
5	99-3453	1	Pulley-Fan
6	98-7737	1	Nut
7	98-9368	1	Washer-Spring
8	98-9366	1	Washer-Plain
9	98-9474	1	Alternator ASM
10	98-9360	1	Bolt
11	99-3456	1	Pulley-Drive, Fan
12	98-9585	1	Bolt
13	99-3467	1	V-Belt
14	99-3461	1	Fan
15	99-8363	4	Bolt-Flange



Alternator Assembly

Ref	Part No.	Qty.	Description
1	98-7708	1	Nut
2	98-9453	1	Pulley-Dynamo
3	98-7709	1	Collar
4	98-7714	1	Frame-End, Drive
5	98-7717	2	Bolt-Through
6	98-7716	4	Screw-Head, Round
7	98-7710	1	Rotor
8	98-7712	1	Bearing-Ball
9	98-7711	1	Cover-Bearing
10	98-7715	1	Plate-Retainer
11	98-7718	1	Bearing-Ball
12	98-7727	6	Screw-Head, Round
13	98-7730	2	Nut
14	98-7713	1	Washer-Thrust
15	98-7731	2	Bolt
16	98-7719	1	Frame-End
17	98-7721	1	Rectifier ASM
18	98-7733	1	Regulator ASM
19	98-7726	2	Screw-Head, Round
20	98-7724	2	Brush
21	98-7725	2	Spring-Brush
22	98-7723	1	Holder-Brush
23	98-7728	1	Screw-Head, Round
24	98-7720	1	Cover-End

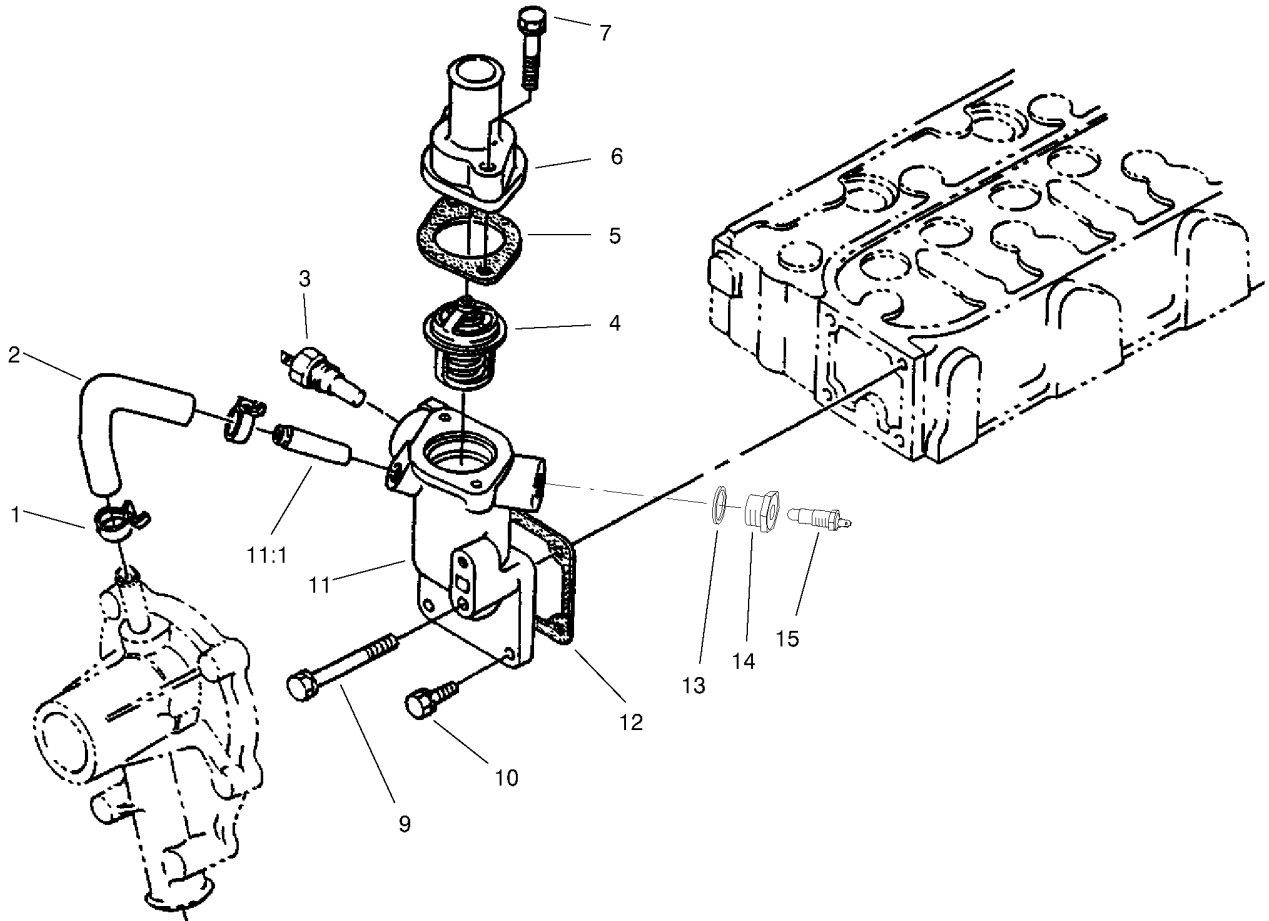
Ref	Part No.	Qty.	Description
25	98-7729	3	Bolt
26	98-7722	1	Bushing-Insulation
27	98-7732	1	Nut



Starter Assembly

Ref	Part No.	Qty.	Description
2	98-7742	1	Armature ASM
2:1	98-7743	1	Bearing
2:2	98-7744	1	Bearing
4	98-7757	2	O-Ring
5	98-7741	1	Yoke ASM
7	98-7749	1	Brush Holder ASM
7:1	98-7750	4	Spring-Brush
8	98-7748	1	Frame-End
9	98-7758	2	Bolt ASM
10	98-9711	1	Cord-Solenoid, Stop
11	98-9712	1	Band-Cover
12	98-9549	2	Bolt
13	98-7759	1	Pipe-Drain
14	99-8375	1	Cover
15	99-8371	1	Nut-Hex
16	98-7752	1	Retainer
17	98-7753	5	Roller
18	98-7751	1	Gear
19	98-7756	2	Bolt
20	99-8374	1	Frame-End, Drive
21	99-8373	1	Clutch-Running, Over
22	98-7755	1	Ball
23	98-7754	1	Spring
24	99-8372	1	Magnetic Switch ASM

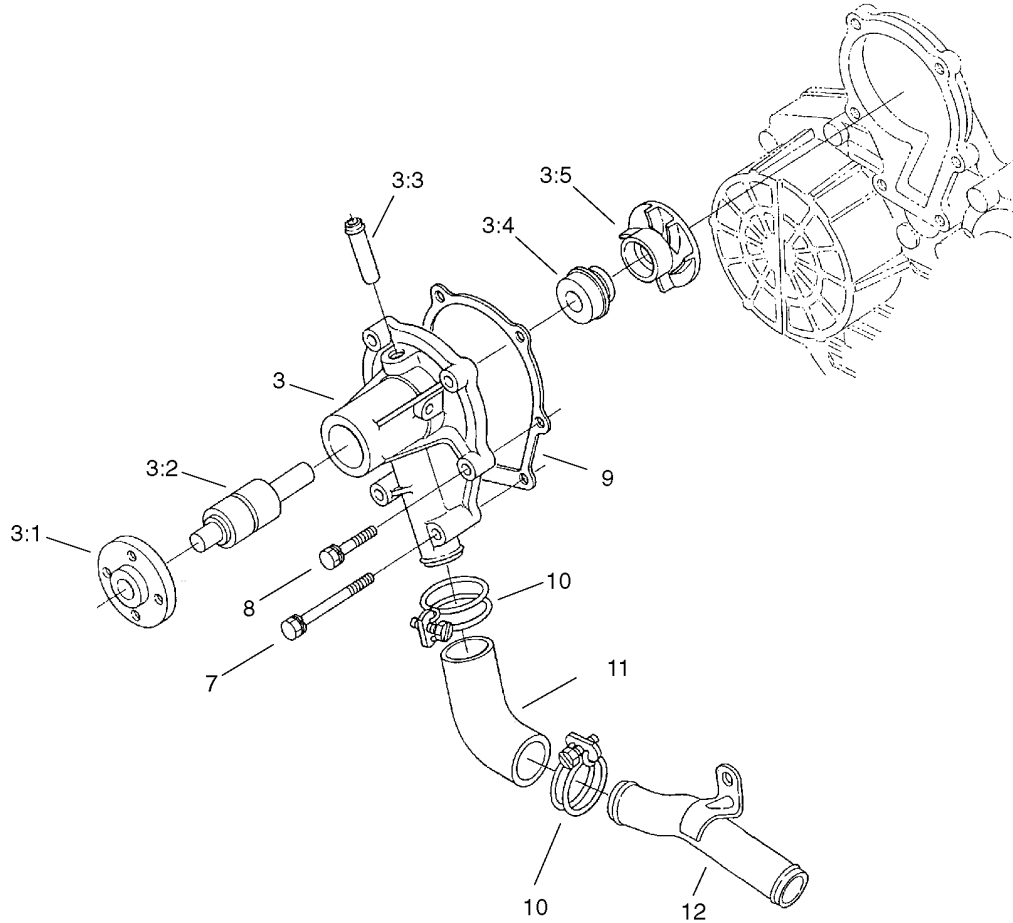
Ref	Part No.	Qty.	Description
25	99-8376	1	Nut-Hex



Water Flange and Thermostat Assembly

Ref	Part No.	Qty.	Description
1	98-9579	2	Band-Pipe
2	98-9578	1	Pipe-Return, Water
3	98-9719	1	Thermoswitch
4	98-7778	1	Thermostat ASM
5	98-7776	1	Gasket
6	98-9471	1	Cover-Thermostat
7	98-7777	2	Bolt
9	98-9356	1	Bolt
10	98-7692	3	Bolt
11	98-9713	1	Water Flange ASM
11:1	98-9580	1	Pipe-Return, Water
12	98-9638	1	Gasket-Flange, Water
13	99-3583	1	Packing
14	99-3581	1	Adapter
15	99-3582	1	Thermoswitch

--	--	--	--



Water Pump Assembly

Ref	Part No.	Qty.	Description
3	99-3455	1	Water Pump ASM
3:1	99-3516	1	Flange-Pump, Water
3:2	99-3517	1	Bearing-Pump, Water
3:3	98-9577	1	Pipe-Return, Water
3:4	99-3518	1	Water Pump Seal ASM
3:5	99-3519	1	Impeller-Pump, Water
7	98-9357	2	Bolt
8	98-9353	4	Bolt
9	99-3454	1	Gasket-Pump, Water
10	98-9717	2	Clamp
11	98-9574	1	Pipe-Water
12	98-9716	1	Pipe-Water

--	--	--	--

NOTES

NOTES

NOTES

