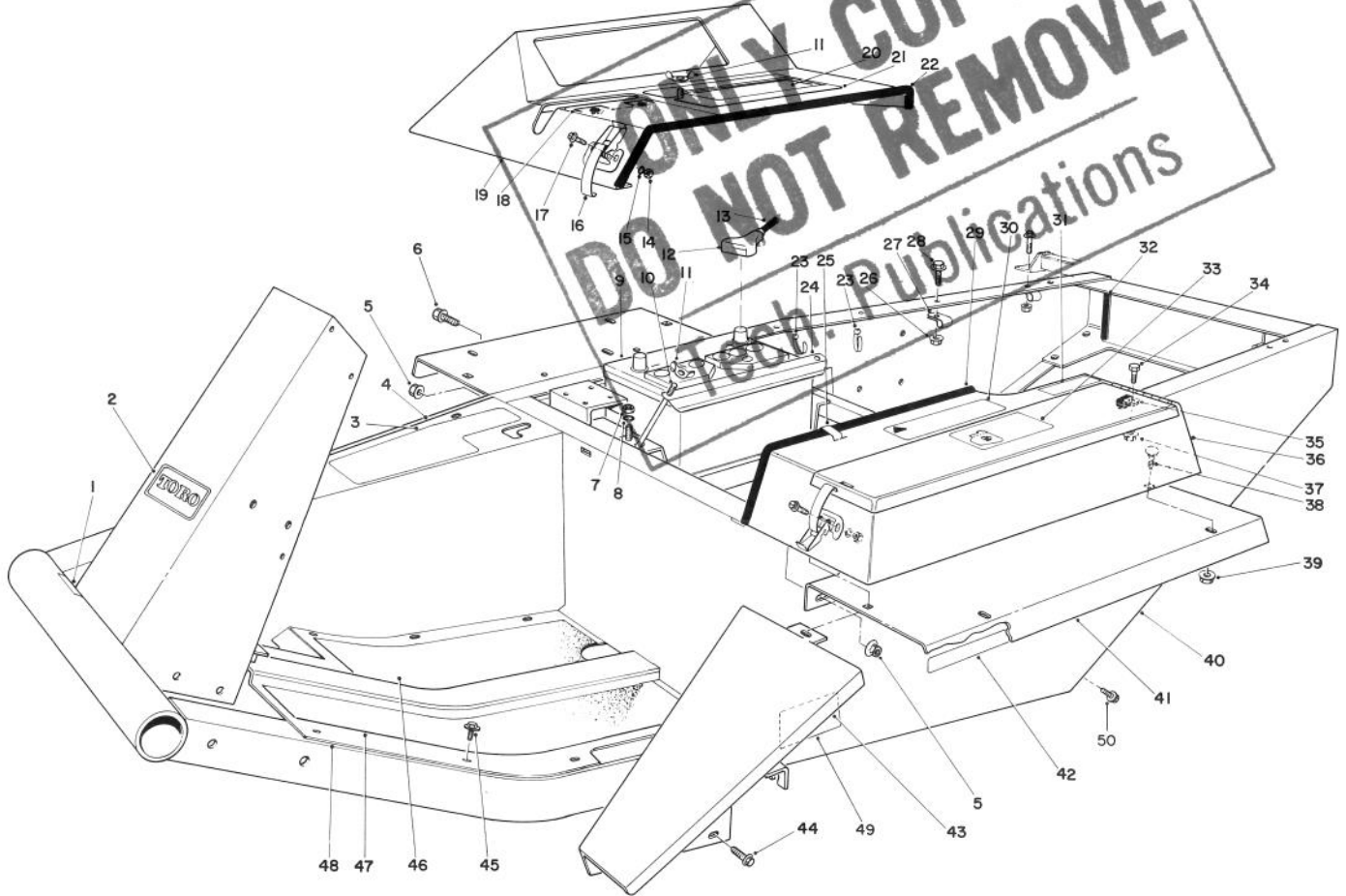


MODEL NO. 30788-10001 & UP  
 MODEL NO. 30722-10001 & UP  
 MODEL NO. 30710-10001 & UP

PARTS  
 CATALOG

GROUNDMASTER® 322D  
 (WITH POWER STEERING)



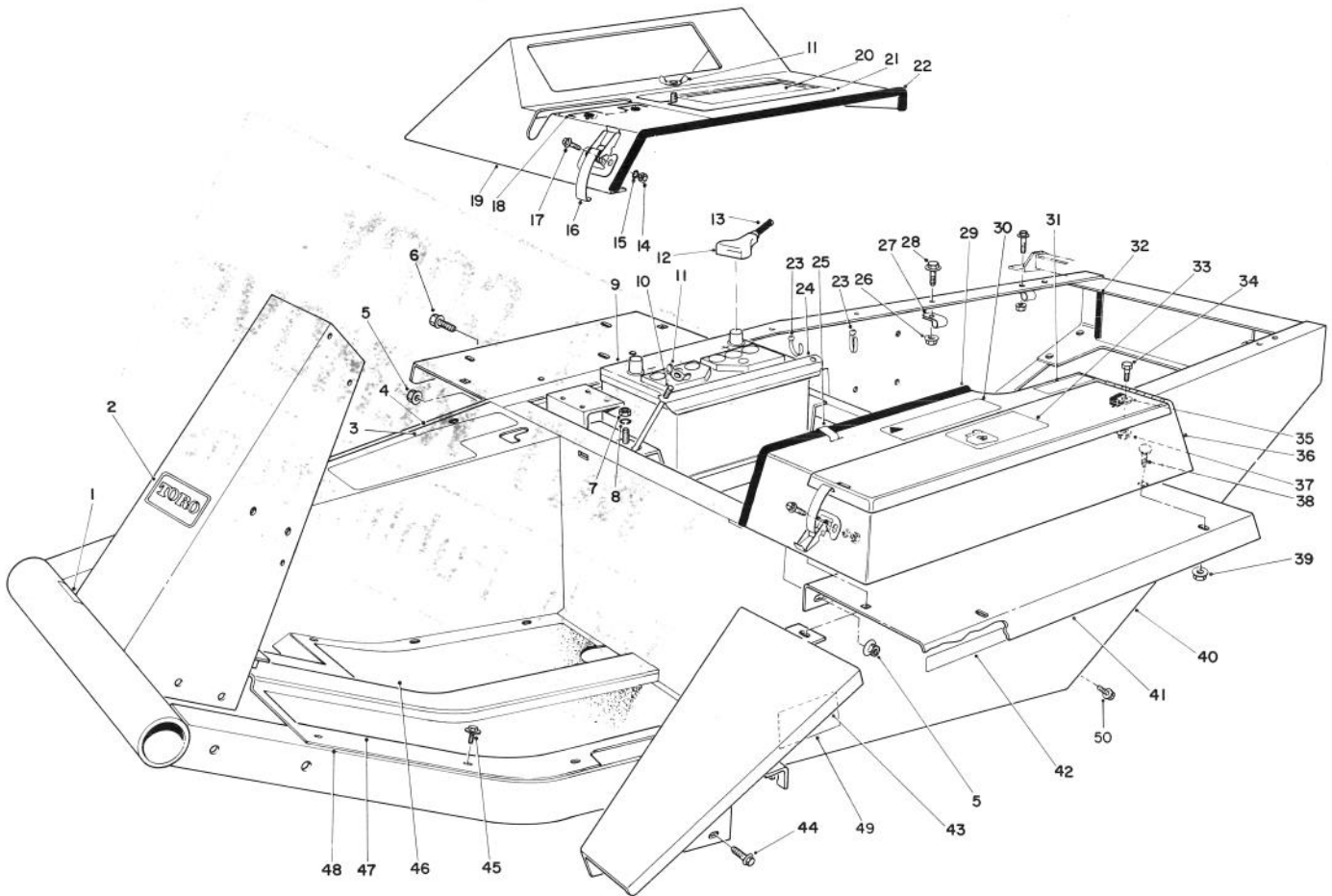
T-0407

### MAIN FRAME ASSEMBLY

| Ref. No. | Part No. | Description                                 | No. Used |
|----------|----------|---|----------|
| 1        | 27-7320  | Decal - Traction Pedal                      | 1        |
| 2        | 63-3280  | Decal - Toro                                | 1        |
| 3        | 66-6390  | Decal - Caution                             | 1        |
| 4        | 21-2660  | Footrest                                    | 1        |
| 5        | 32128-21 | Nut - Lock, Flange                          | 10       |
| 6        | 3234-12  | Screw - Hex. Hd. Flange                     | 4        |
| 7        | 3217-6   | Nut - Hex.                                  | 2        |
| 8        | 3253-4   | Washer - Lock                               | 2        |
| †9       |          | Battery Type MF24-78                        | 1        |
| 10       | 24-6390  | Stud - Battery Hold Down                    | 2        |
| 11       | 32103-2  | Nut - Wing                                  | 3        |
| 12       | 28-1280  | Boot - Cable                                | 1        |
| 13       | 70-1180  | Cable - Battery Positive<br>(Inc. Ref. #12) | 1        |
| 14       | 3296-2   | Nut   | 6        |
| 15       | 3253-17  | Washer - Lock                               | 4        |
| 16       | 249-21   | Hook Clamp                                  | 3        |

| Ref. No. | Part No. | Description                   | No. Used |
|----------|----------|-------------------------------|----------|
| 17       | 3290-144 | Screw - Machine               | 6        |
| 18       | 27-7290  | Decal - Power Take off        | 1        |
| 19       | 38-4550  | Instrument Cover              | 1        |
| 20       | 43-4290  | Decal - Starting Instructions | 1        |
| 21       | 24-9740  | Cover - Battery Access        | 1        |
| 22       | 39-8020  | Trim - Instrument Cover       | 1        |
| 23       | 3290-378 | Cable Tie                     | 2        |
| 24       | 24-6420  | Hold Down - Battery           | 1        |
| 25       | 2412-61  | Clip - Tinnerman              | 2        |
| 26       | 3290-357 | Nut - Lock, Flange            | 5        |
| 27       | 2412-4   | Clamp                         | 4        |
| 28       | 3234-11  | Screw - w/Locking Flange      | 5        |
| 29       | 37-9650  | Trim                          | 1        |
| 30       | 67-1710  | Decal - Caution               | 1        |
| 31       | 49-2280  | Decal - Diesel Fuel           | 1        |
| 32       | 43-4300  | Trim - Rear Frame             | 2        |
| 33       | 27-7310  | Decal - Refueling             | 1        |

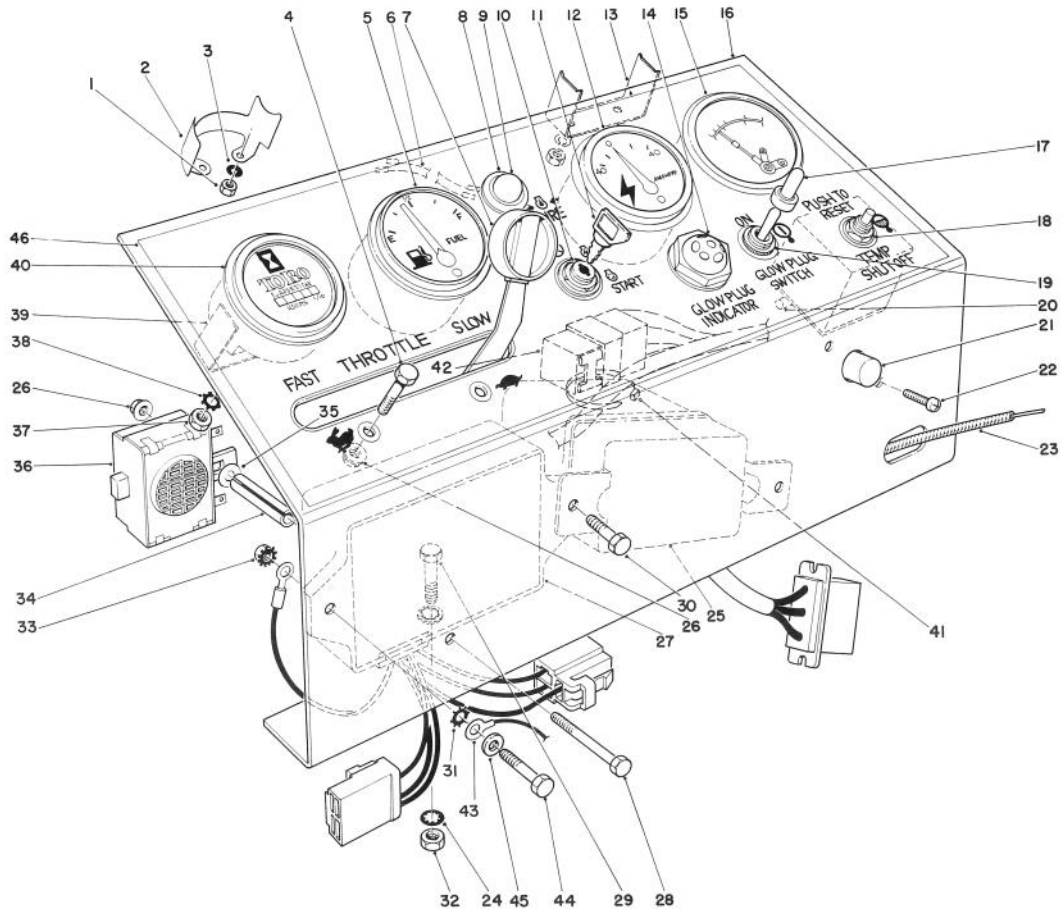
†Obtain Locally



T-0407

## MAIN FRAME ASSEMBLY (Continued)

| Ref. No. | Part No. | Description                  | No. Used | Ref. No. | Part No. | Description             | No. Used |
|----------|----------|------------------------------|----------|----------|----------|-------------------------|----------|
| 34       | 322-5    | Screw - Cap, Hex. Hd.        | 1        | 42       | 67-1720  | Decal - Torque          | 2        |
| 35       | 2412-74  | Clamp                        | 1        | 43       | 68-8610  | Fender - Extension      | 1        |
| 36       | 38-4530  | Tool Box                     | 1        | 44       | 3234-14  | Screw - Cap, Hex. Hd.   | 2        |
| 37       | 32128-20 | Nut - Lock, Flange           | 1        | 45       | 12-3270  | Screw, Self-Tapping     | 11       |
| 38       | 3229-1   | Bolt - Carriage              | 5        | 46       | 21-2770  | Pad - Foot Rest R.H.    | 1        |
| 39       | 32128-33 | Nut - Lock, Flange           | 5        | 47       | 21-2760  | Pad - Foot Rest L.H.    | 1        |
| 40       | 72-3630  | Frame<br>(Inc. Ref. #5 & 50) | 1        | 48       | 23-5220  | Floor Plate             | 1        |
| 41       | 72-3690  | Fender                       | 2        | 49       | 75-0810  | Decal - Caution         | 2        |
|          |          |                              |          | 50       | 3234-25  | Screw - Cap, Flange Hd. | 4        |

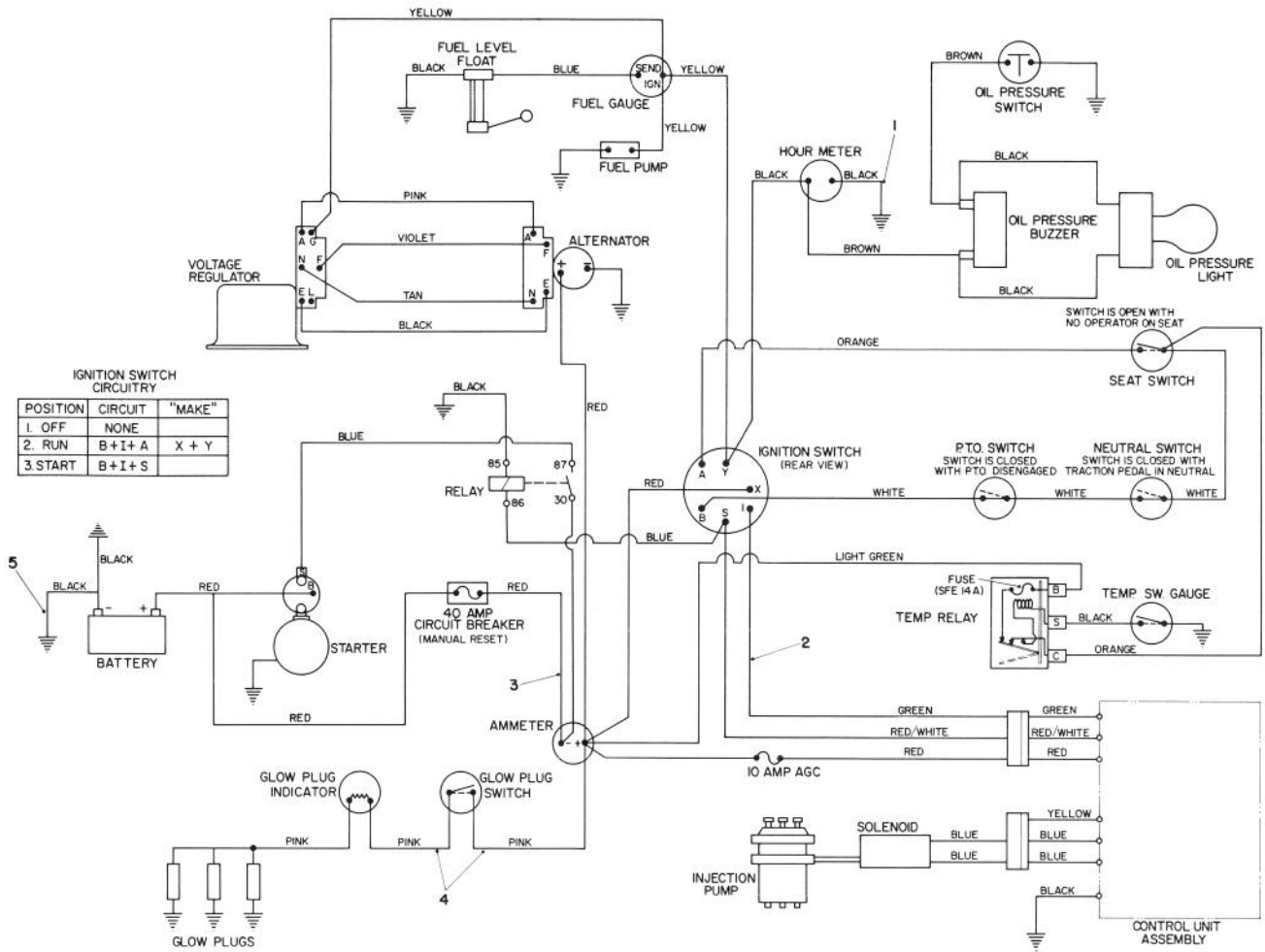


T-0408

## INSTRUMENT PANEL ASSEMBLY

| Ref. No. | Part No. | Description  | No. Used | Ref. No. | Part No. | Description                         | No. Used |
|----------|----------|--|----------|----------|----------|-------------------------------------|----------|
| 1        | 3219-14  | Nut  | 6        | 22       | 3250-17  | Screw— Pan Hd.                      | 2        |
| 2        | 38-1670  | Clamp Mounting                                       | 2        | 23       | 43-3990  | Throttle Control<br>(Incl. Ref. #7) | 1        |
| 3        | 3253-17  | Washer - Lock  | 6        | 24       | 3254-2   | Washer - Lock, Int. Tooth           | 2        |
| 4        | 3290-134 | Screw - Hex. Hd. Mach.                               | 2        | 25       | 43-0410  | Regulator Assembly                  | 1        |
| 5        | 38-1650  | Fuel Gauge<br>(Incl. Ref. #1-3)                      | 1        | 26       | 32128-17 | Nut - Lock, Flange Hd.              | 3        |
| 6        | 44-2220  | Wire Lead  | 1        | 27       | 43-1880  | Control Unit Assembly               | 1        |
| 7        | 233-35   | Knob   | 2        | 28       | 3290-424 | Screw - Hex. Hd. Mach.              | 1        |
| 8        | 44-2210  | Warning Light<br>(Incl. Ref. #9)                     | 1        | 29       | 322-5    | Screw - Cap, Hex. Hd.               | 2        |
| 9        | 218-533  | Lens   | 1        | 30       | 321-4    | Screw - Cap, Hex. Hd.               | 2        |
| 10       | 27-2360  | Key Switch<br>(Incl. Ref. #11)                       | 1        | 31       | 3255-7   | Washer - Lock, Ext. Tooth           | 3        |
| 11       | 63-8360  | Key  | 1        | 32       | 3217-6   | Nut - Hex                           | 2        |
| 12       | 38-1660  | Ammeter<br>(Incl. Ref. #1-3)                         | 1        | 33       | 32149-2  | Nut - Lock                          | 3        |
| 13       | 218-539  | Clamp  | 1        | 34       | 43-3820  | Spacer                              | 1        |
| 14       | 42-9190  | Glow Lamp  | 1        | 35       | 3256-14  | Washer - Flat                       | 1        |
| 15       | 26-6750  | Engine Temperature Gauge<br>(Incl. Ref. #1, 3, & 13) | 1        | 36       | 22-7820  | Buzzer Assembly                     | 1        |
| 16       | 43-3970  | Panel - Instrument                                   | 1        | 37       | 3217-26  | Nut                                 | 1        |
| 17       | 218-473  | Toggle Switch Boot                                   | 1        | 38       | 3254-1   | Washer - Lock                       | 1        |
| 18       | 26-6740  | Temperature Reset Relay                              | 1        | 39       | 218-515  | Mounting Bracket                    | 1        |
| 19       | 6-1659   | Toggle Switch<br>(Incl. Ref. #17)                    | 1        | 40       | 12-9990  | Hour Meter<br>(Incl. Ref. #37-39)   | 1        |
| †20      |          | Fuse - Temp. Relay<br>14 Amp. SFE                    | 1        | 41       | 3290-379 | Cable Tie                           | 1        |
| 21       | 43-4000  | Circuit Breaker                                      | 1        | 42       | 63-7590  | Relay                               | 1        |
|          |          |  |          | 43       | 70-1190  | Cable—Ground                        | 1        |
|          |          |  |          | 44       | 321-6    | Screw - Cap, Hex. Hd.               | 1        |
|          |          |  |          | 45       | 3256-1   | Washer - Flat                       | 1        |
|          |          |  |          | 46       | 43-3980  | Decal - Panel, Instrument           | 1        |

†Obtain Locally



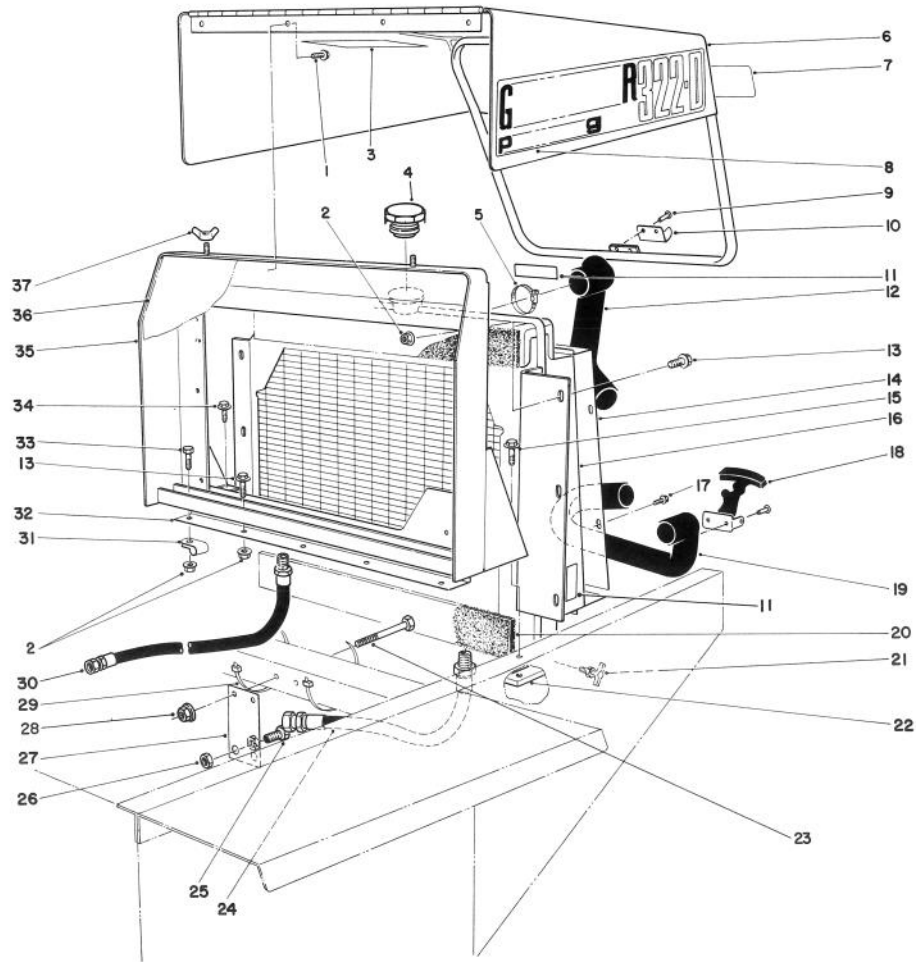
T-0409

## ELECTRICAL SCHEMATIC

| Ref. No. | Part No. | Description              | No. Used |
|----------|----------|--------------------------|----------|
| 1        | 21-2370  | Wire - Hour Meter Ground | 1        |
| 2        | 70-1230  | Wire Harness Assembly    | 1        |
| 3        | 43-4040  | Wire Assembly            | 1        |

| Ref. No. | Part No. | Description   | No. Used |
|----------|----------|---------------|----------|
| 4        | 43-4010  | Wire Assembly | 2        |
| 5        | 70-1190  | Ground Cable  | 1        |

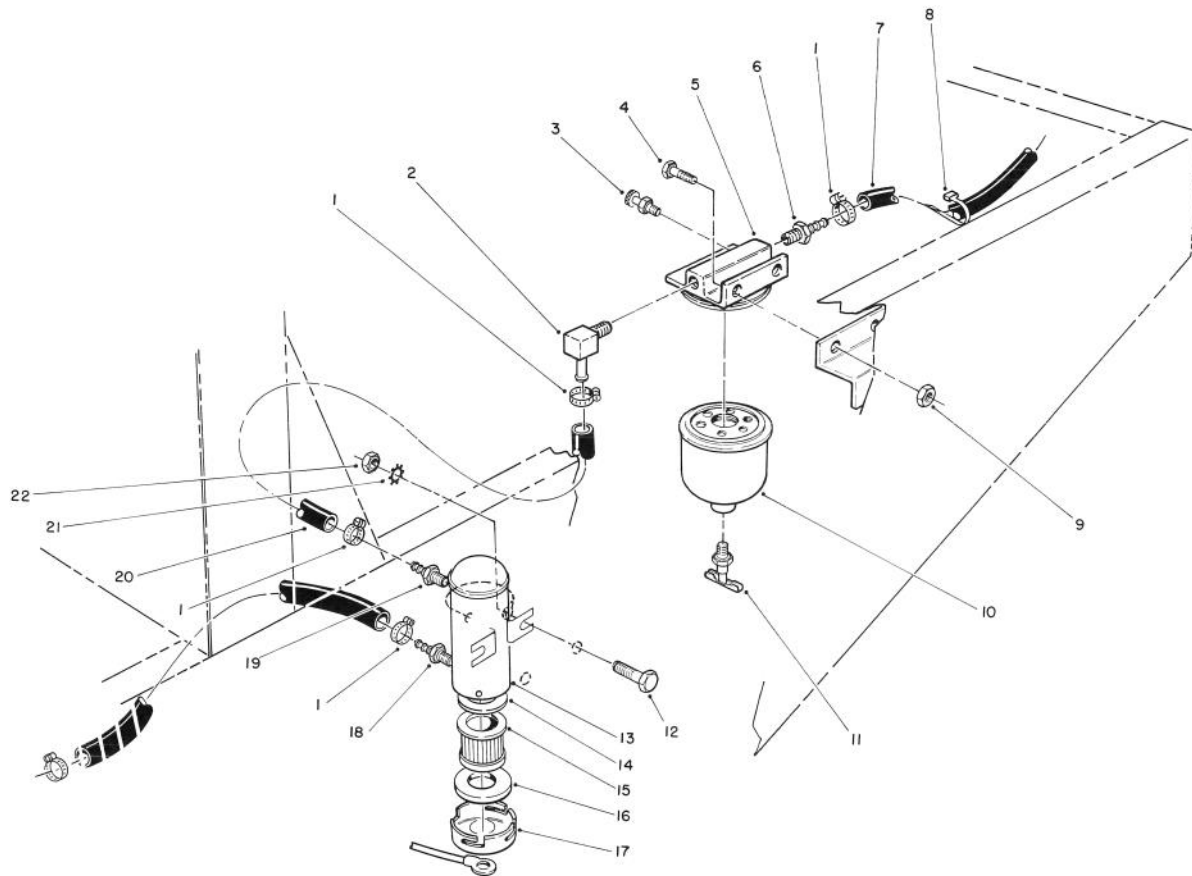




T-0410

## RADIATOR & HOOD ASSEMBLY

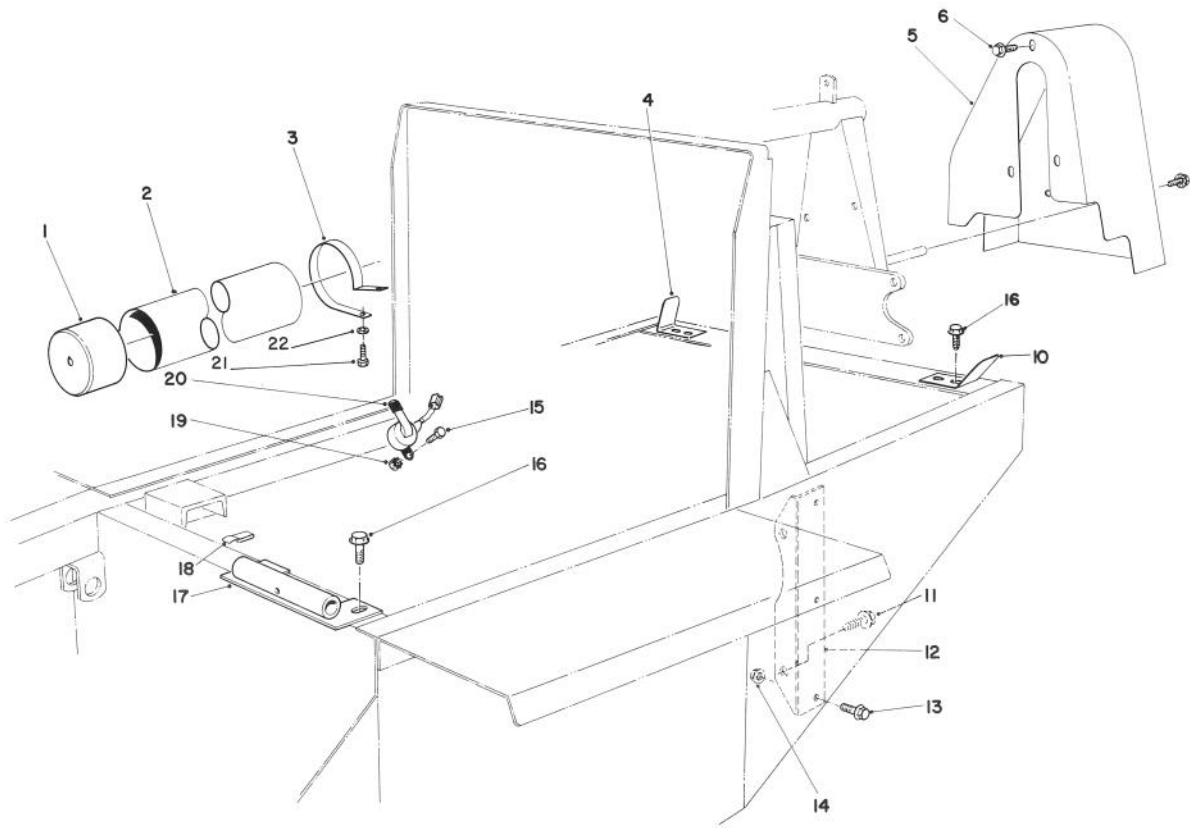
| Ref. No. | Part No.  | Description                             | No. Used | Ref. No. | Part No. | Description                        | No. Used |
|----------|-----------|---|----------|----------|----------|------------------------------------|----------|
| 1        | 32144-10  | Screw - Self-Tapping                    | 4        | 21       | 304-46   | Drain Cock                         | 1        |
| 2        | 32128-20  | Nut - Hex. Hd. Flange                   | 11       | 22       | 38-4600  | Bar - Frame L.H.                   | 1        |
| 3        | 26-7530   | Decal - Engine Coolant                  | 1        | 23       | 323-14   | Screw - Cap, Hex. Hd.              | 2        |
| 4        | 66-3240   | Radiator Cap Assy.                      | 1        | 24       | 63-9010  | Hose Assembly<br>(Cooler to Pump)  | 1        |
| 5        | 2412-3    | Hose Clamp                              | 4        | 25       | 340-71   | Union - Bulkhead                   | 2        |
| 6        | 12-5899   | Hood                                    | 1        | 26       | 340-70   | Nut - Lock, Bulkhead               | 2        |
| 7        | 66-6140   | Decal - Toro                            | 1        | 27       | 68-9160  | Bracket                            | 1        |
| 8        | 67-7760   | Decal - 322-D                           | 2        | 28       | 32128-21 | Nut - Flange Hd.                   | 2        |
| 9        | 3269-16   | Rivet                                   | 4        | 29       | 3290-379 | Cable Tie                          | 4        |
| 10       | 249-40    | Keeper                                  | 1        | 30       | 63-8960  | Hose Assembly<br>(Valve to Cooler) | 1        |
| 11       | 77-3100   | Decal -Warning                          | 3        | 31       | 2412-4   | Clamp                              | 1        |
| 12       | 43-3350   | Hose - Upper, Radiator                  | 1        | 32       | 43-3340  | Grille - Sealing Plate             | 1        |
| 13       | 3234-14   | Screw - Hex, Flange Hd.                 | 11       | 33       | 322-5    | Screw - Cap, Hex. Hd.              | 1        |
| 14       | 43-3330   | Radiator Shroud                         | 1        | 34       | 11-0590  | Screw - Cap, Self Tapping          | 2        |
| 15       | 3234-1    | Screw - Cap, Locking Hex.<br>Flange Hd. | 2        | 35       | 43-3390  | Radiator Support                   | 1        |
| 16       | 33-2570   | Radiator Assembly                       | 1        | 36       | 43-3410  | Grille                             | 1        |
| 17       | 32104-116 | Screw -Self Tapping                     | 8        | 37       | 32103-2  | Nut - Wing                         | 2        |
| 18       | 249-39    | Flexible Draw Latch                     | 1        | 38       | 5-0838   | Washer - Flat                      | 3        |
| 19       | 43-7020   | Hose - Lower, Radiator                  | 1        |          |          |                                    |          |
| 20       | 43-3320   | Foam - Radiator                         | 2        |          |          |                                    |          |



T-0411

## FUEL FILTER ASSEMBLY

| Ref. No. | Part No. | Description                               | No. Used | Ref. No. | Part No. | Description                                      | No. Used |
|----------|----------|---|----------|----------|----------|--|----------|
| 1        | 2412-108 | Hose Clamp                                | 5        | 12       | 321-6    | Screw - Cap, Hex. Hd.                            | 2        |
| 2        | 304-96   | 90° Hose Barb                             | 1        | 13       | 53-8150  | Pump Assy. Fuel, Electric<br>(Incl. Ref. #14-17) | 1        |
| 3        | 63-8290  | Vent                                      | 1        | 14       | 43-2570  | Gasket   | 1        |
| 4        | 321-4    | Screw - Cap, Hex. Hd.                     | 2        | 15       | 43-2550  | Filter   | 1        |
| 5        | 63-8280  | Head Assembly                             | 1        | 16       | 43-2560  | Gasket   | 1        |
| 6        | 353-975  | Hose Barb                                 | 1        | 17       | 43-2580  | Magnet   | 1        |
| 7        | 63-9720  | Hose                                      | 1        | 18       | 353-702  | Hose Barb  | 1        |
| 8        | 3290-378 | Cable Tie                                 | A/R      | 19       | 304-73   | Hose Barb  | 1        |
| 9        | 32149-2  | Nut                                       | 2        | 20       | 63-9650  | Hose   | 1        |
| 10       | 63-8300  | Element - Fuel Filter<br>(Incl. Ref. #11) | 1        | 21       | 3255-7   | Washer - Lock, Ext. Tooth                        | 2        |
| 11       | 63-8310  | Drain Valve                               | 1        | 22       | 32149-2  | Nut  | 2        |

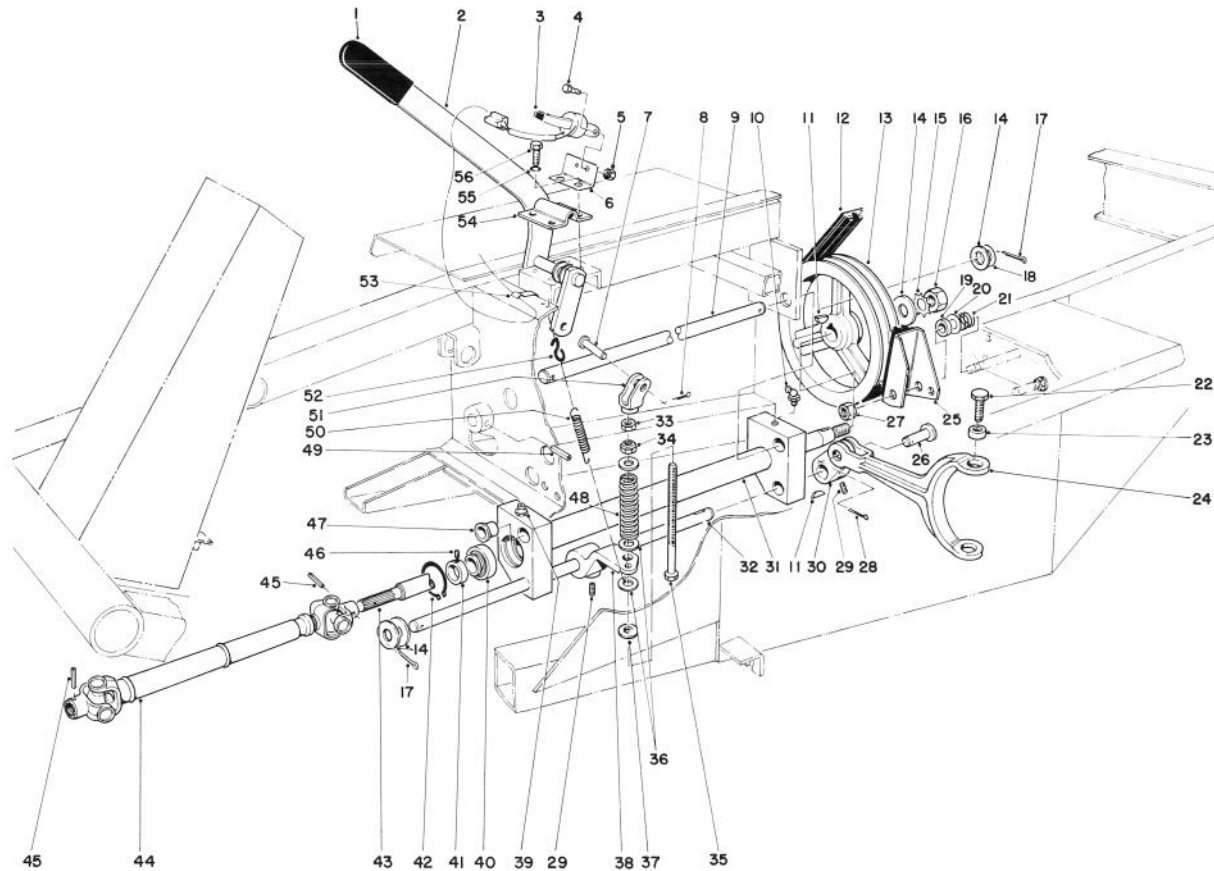


T-0412

## INTERLOCK ASSEMBLY

| Ref. No. | Part No. | Description              | No. Used |
|----------|----------|--------------------------|----------|
| 1        | 65-5890  | Cap                      | 2        |
| 2        | 65-5870  | Tube - Manual            | 1        |
| 3        | 2412-102 | R-Clamp                  | 2        |
| 4        | 62-3010  | Bracket, R.H.            | 1        |
| 5        | 43-3900  | Guard - Fan Belt         | 1        |
| 6        | 3234-14  | Screw - Cap, Hex. Hd.    | 5        |
| 9        | 3256-23  | Washer - Flat            | 1        |
| 10       | 62-3020  | Bracket L.H.             | 1        |
| 11       | 3234-32  | Screw - w/Locking Flange | 2        |
| 12       | 67-8190  | Bracket - Engine Support | 2        |

| Ref. No. | Part No. | Description            | No. Used |
|----------|----------|------------------------|----------|
| 13       | 3234-11  | Screw w/Locking Flange | 6        |
| 14       | 3290-357 | Nut - Lock, Flange     | 6        |
| 15       | 321-2    | Screw - Cap, Hex. Hd.  | 2        |
| 16       | 3234-17  | Screw - Cap, Hex. Hd.  | 6        |
| 17       | 27-9810  | Seat Pivot             | 1        |
| 18       | 212-93   | Wire Clip              | 2        |
| 19       | 3296-42  | Nut - Lock             | 1        |
| 20       | 29-6930  | Switch                 | 1        |
| 21       | 322-2    | Screw - Cap, Hex. Hd.  | 2        |
| 22       | 3256-23  | Washer - Flat          | 2        |

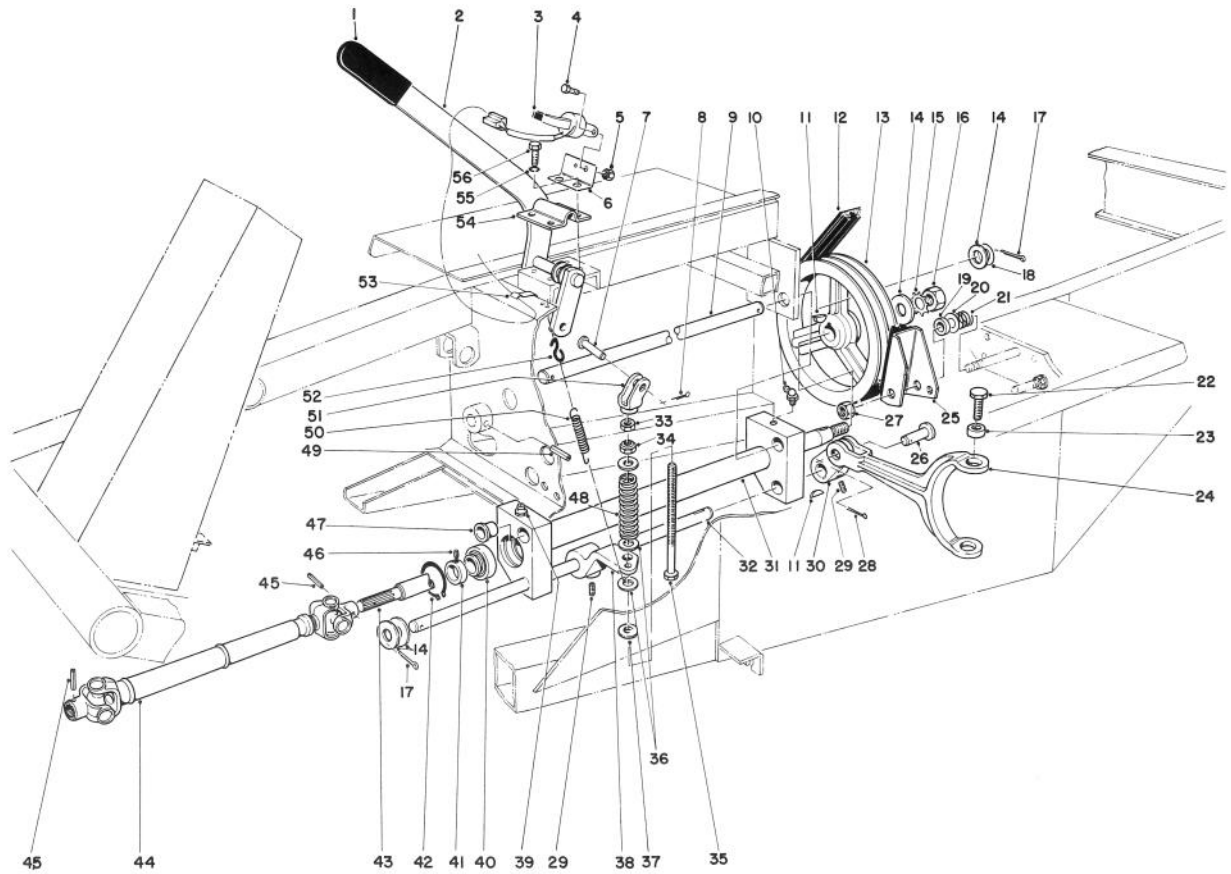


T-0413

## POWER TAKE OFF ASSEMBLY

| Ref. No. | Part No. | Description           | No. Used |
|----------|----------|-----------------------|----------|
| 1        | 21-1880  | Grip Handle           | 1        |
| 2        | 21-1550  | Lever—P.T.O.          | 1        |
| 3        | 29-6930  | Switch Arm            | 1        |
| 4        | 321-2    | Screw - Cap, Hex. Hd. | 1        |
| 5        | 3296-42  | Nut - Lock            | 1        |
| 6        | 27-7260  | Mount - Arm Switch    | 1        |
| 7        | 283-42   | Clevis Pin            | 1        |
| 8        | 3272-10  | Cotter Pin            | 1        |
| 9        | 43-3860  | Shaft - Pivot P.T.O.  | 1        |
| 10       | 302-10   | Grease Fitting        | 1        |
| 11       | 3257-5   | Woodruff Key          | 3        |
| 12       | 53-9660  | V-Belt Torque Team    | 1        |
| 13       | 21-0230  | Pulley P.T.O.         | 1        |
| 14       | 3256-28  | Washer - Flat         | 4        |
| 15       | 3254-7   | Washer - Lock         | 1        |
| 16       | 3219-7   | Nut                   | 1        |
| 17       | 3272-22  | Cotter Pin            | 2        |
| 18       | 3-6498   | Washer                | A/R      |
| 19       | 3-8812   | Spacer                | 1        |
| 20       | 3256-6   | Washer - Flat         | 1        |
| 21       | 5-1747   | Spring                | 1        |
| 22       | 30-2120  | Screw - Cap, Hex. Hd. | 2        |
| 23       | 43-3800  | Bushing - P.T.O. Fork | 2        |
| 24       | 43-5610  | Fork P.T.O.           | 1        |
| 25       | 27-7370  | Brake Assembly P.T.O. | 1        |
| 26       | 283-8    | Clevis Pin            | 1        |

| Ref. No. | Part No. | Description                      | No. Used |
|----------|----------|----------------------------------|----------|
| 27       | 3296-28  | Nut - Lock                       | 1        |
| 28       | 3272-11  | Cotter Pin                       | 1        |
| 29       | 3246-3   | Set Screw                        | 4        |
| 30       | 43-5590  | Arm - P.T.O.                     | 1        |
| 31       | 43-5500  | Pivot P.T.O.                     | 1        |
| 32       | 43-5550  | Shaft - Actuator P.T.O.          | 1        |
| 33       | 3219-3   | Nut                              | 1        |
| 34       | 3296-6   | Nut - Lock                       | 1        |
| 35       | 27-7900  | Screw - Adjusting                | 1        |
| 36       | 3256-41  | Washer - Flat                    | 3        |
| 37       | 5-0652   | Spacer                           | 1        |
| 38       | 43-5570  | Arm, Actuator - P.T.O.           | 1        |
| 39       | 302-2    | Grease Fitting                   | 1        |
| 40       | 251-252  | Ball Bearing<br>(Incl. Ref. #41) | 2        |
| 41       | 251-234  | Lock Collar<br>(Incl. Ref. #46)  | 2        |
| 42       | 32120-22 | Ring - Retaining                 | 2        |
| 43       | 43-5540  | Shaft P.T.O.                     | 1        |
| 44       | 62-4260  | Drive Shaft Assembly             | 1        |
| 45       | 32121-34 | Pin - Roll                       | 2        |
| 46       | 3245-1   | Set Screw                        | 2        |
| 48       | 21-0400  | Spring - Compression             | 1        |
| 49       | 32121-9  | Pin - Roll                       | 1        |
| 50       | 21-1830  | Spring - Tension                 | 1        |
| 51       | 43-5630  | Yoke - P.T.O.                    | 1        |

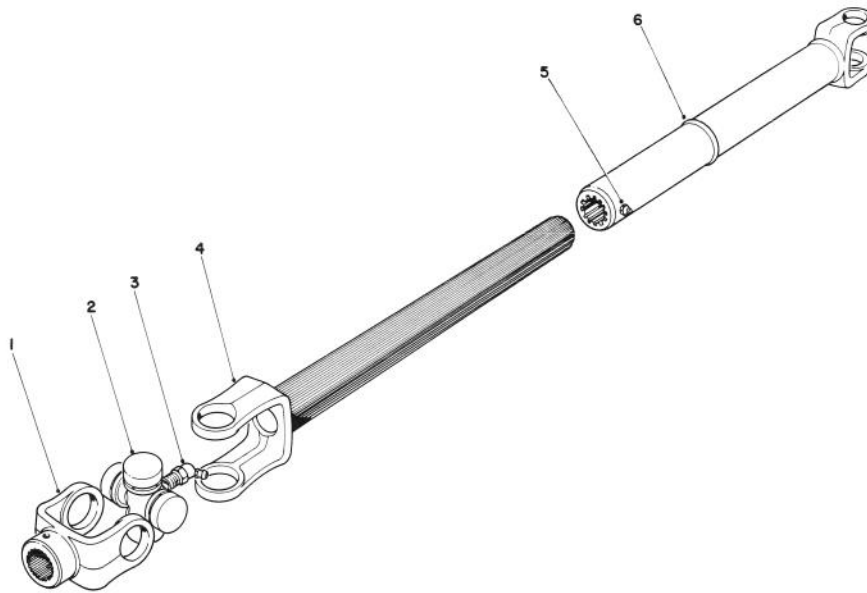


T-0413

## POWER TAKE OFF ASSEMBLY (Continued)

| Ref. No. | Part No. | Description        | No. Used |
|----------|----------|--------------------|----------|
| 52       | 5-0701   | Spring Anchor      | 1        |
| 53       | 212-93   | Wire Clip          | 1        |
| 54       | 21-1600  | Clamp P.T.O. Lever | 1        |

| Ref. No. | Part No. | Description              | No. Used |
|----------|----------|--------------------------|----------|
| 55       | 3253-21  | Washer - Lock            | 4        |
| 56       | 32104-6  | Screw - Hex. Hd. Tapping | 4        |



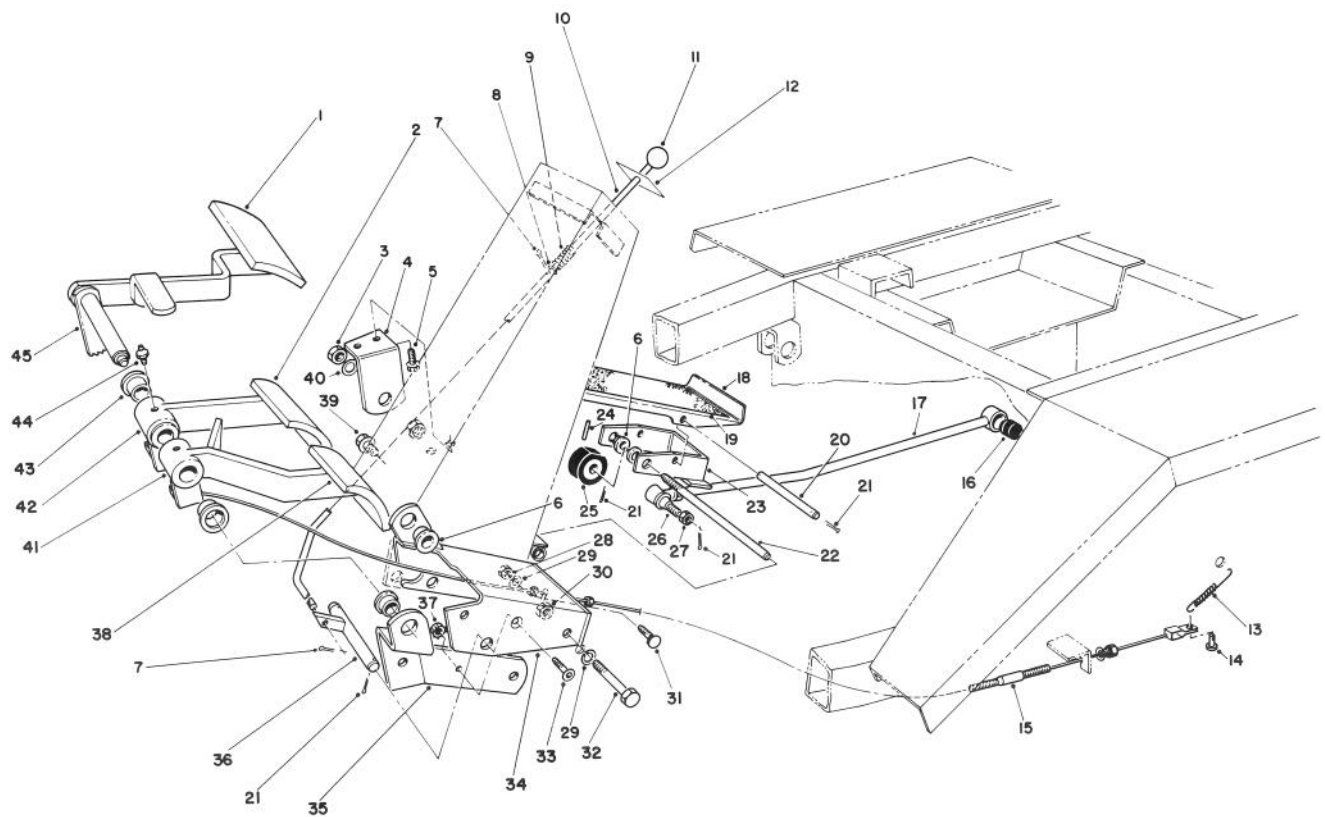
T-0414

## DRIVE SHAFT ASSEMBLY NO. 62-4260

| Ref. No. | Part No. | Description    | No. Used |
|----------|----------|----------------|----------|
| 1        | 62-3800  | End Yoke       | 2        |
| 2        | 54-9180  | U-Joint Kit    | 2        |
| 3        | 62-3820  | Grease Fitting | 2        |

| Ref. No. | Part No. | Description     | No. Used |
|----------|----------|-----------------|----------|
| 4        | 62-3290  | Slip Yoke Shaft | 1        |
| 5        | 62-3880  | Grease Fitting  | 1        |
| 6        | 62-3790  | Slip Yoke Tube  | 1        |



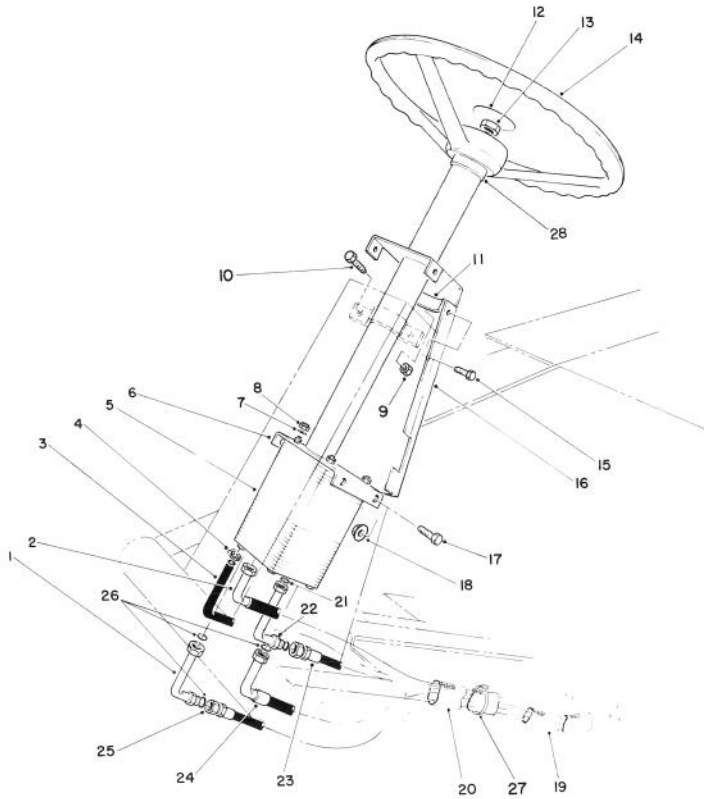


T-0415

## BRAKE PEDAL ASSEMBLY

| Ref. No. | Part No. | Description                        | No. Used | Ref. No. | Part No. | Description                            | No. Used |
|----------|----------|------------------------------------|----------|----------|----------|--|----------|
| 1        | 7-3900   | Pad - Brake                        | 1        | 24       | 32121-16 | Pin - Roll                             | 1        |
| 2        | 27-7580  | Pad - Right Turn                   | 1        | 25       | 28-5220  | Wheel - Friction                       | 1        |
| 3        | 3218-5   | Nut - Jam                          | 2        | 26       | 21-0140  | Socket Assembly R.H.                   | 1        |
| 4        | 21-2850  | Mount - R.H. Pedal                 | 1        | 27       | 3220-5   | Nut - Jam                              | 1        |
| 5        | 11-0590  | Screw - Hex. Hd. Tapping           | 2        | 28       | 3217-7   | Nut - Hex                              | 2        |
| 6        | 256-156  | Bushing                            | 5        | 29       | 3253-21  | Washer - Lock                          | 4        |
| 7        | 3272-5   | Cotter Pin                         | 3        | 30       | 32153-2  | Nut - Lock                             | 2        |
| 8        | 3256-22  | Washer - Flat                      | 1        | 31       | 3231-21  | Bolt - Carriage                        | 2        |
| 9        | 3-3251   | Spring - Compression               | 1        | 32       | 323-13   | Screw - Cap, Hex. Hd.                  | 2        |
| 10       | 63-9270  | Rod - Brake Latch                  | 1        | 33       | 3274-47  | Screw - Flat Hd. Socket                | 1        |
| 11       | 233-17   | Knob                               | 1        | 34       | 27-7590  | Mount - Brake                          | 1        |
| 12       | 66-6190  | Decal - Parking Brake              | 1        | 35       | 27-9270  | Mount - Brake Pivot Shaft              | 1        |
| 13       | 3-7243   | Spring - Extension                 | 2        | 36       | 27-7640  | Shaft - Brake Latch                    | 1        |
| 14       | 283-58   | Clevis Pin                         | 2        | 37       | 32149-2  | Nut                                    | 1        |
| 15       | 21-3380  | Cable - L.H. Brake                 | 1        | 38       | 27-7570  | Pad - Left Turn                        | 1        |
| *        | 21-3370  | Cable - R.H. Brake                 | 1        | 39       | 3234-11  | Screw - Cap, Hex. Hd.                  | 3        |
| 16       | 23-2270  | Bushing - Rubber                   | 1        | 40       | 3256-26  | Washer - Flat                          | 1        |
| 17       | 23-2240  | Rod - Pump Control                 | 1        | 41       | 27-7490  | Pedal - L.H. Brake<br>(Incl. Ref. #43) | 1        |
| 18       | 28-5190  | Pedal Traction                     | 1        | 42       | 27-7510  | Pedal - R.H. Brake<br>(Incl. Ref. #43) | 1        |
| 19       | 28-5130  | Pad - Pedal                        | 1        | 43       | 256-10   | Bushing                                | 4        |
| 20       | 28-5240  | Pin - Traction Pedal               | 1        | 44       | 302-5    | Fitting - Grease                       | 2        |
| 21       | 3272-6   | Cotter Pin                         | 7        | 45       | 27-8550  | Pedal - Parking Brake                  | 1        |
| 22       | 28-5210  | Shaft - Traction Pedal             | 1        |          |          |  |          |
| 23       | 28-5160  | Bracket - Pivot<br>(Incl. Ref. #6) | 1        |          |          |  |          |

\*Not Illustrated

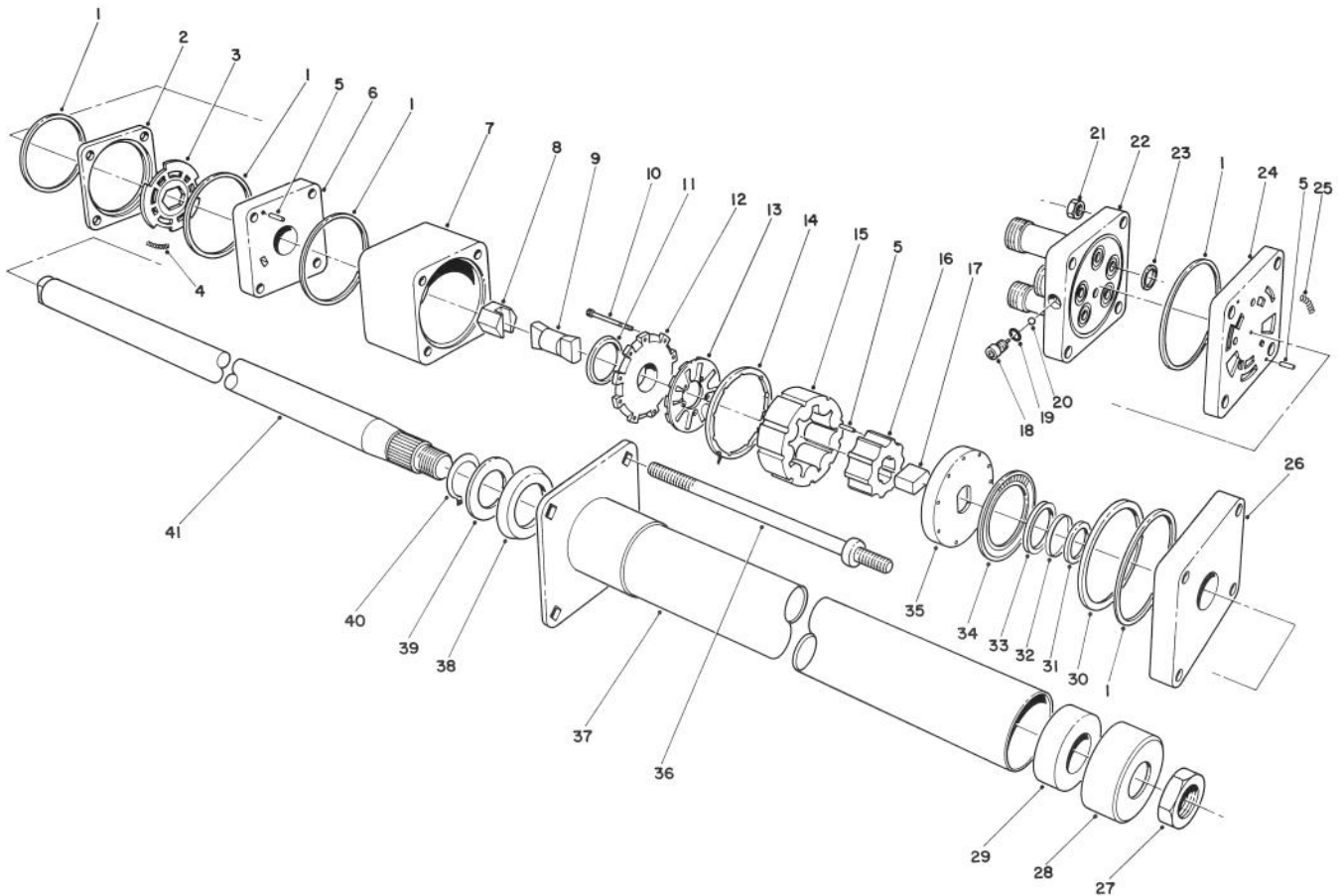


T-0416

## POWER STEERING ASSEMBLY

| Ref. No. | Part No. | Description            | No. Used |
|----------|----------|------------------------|----------|
| 1        | 66-1740  | 90° Elbow              | 1        |
| 2        | 63-8980  | Hose - Aux. Valve      | 1        |
| 3        |          | Hose                   | 1        |
| 4        | 2412-36  | Clamp                  | 2        |
| 5        | 63-9250  | Valve - Power Steering | 1        |
| 6        | 63-8870  | Bracket - Column Mount | 1        |
| 7        | 3256-3   | Washer - Flat          | 4        |
| 8        | 3296-4   | Nut - Lock             | 4        |
| 9        | 3296-29  | Nut - Lock             | 2        |
| 10       | 322-5    | Screw - Cap, Hex. Hd.  | 2        |
| 11       | 63-8890  | Clamp Half             | 1        |
| 12       | 24-2090  | Cap - Steering Wheel   | 1        |
| 13       | 66-9760  | Nut - Hex              | 1        |
| 14       | 24-2000  | Wheel - Steering       | 1        |

| Ref. No. | Part No. | Description           | No. Used |
|----------|----------|-----------------------|----------|
| 15       | 32144-10 | Screw - Thread Form   | 6        |
| 16       | 66-1680  | Cover - Tower         | 1        |
| 17       | 323-3    | Screw - Cap, Hex. Hd. | 4        |
| 18       | 3290-357 | Nut - Hex. Flange     | 4        |
| 19       | 70-1390  | Sleeve - Protective   | 1        |
| 20       | 70-1380  | Sleeve - Protective   | 1        |
| 21       | 237-30   | O-Ring                | 2        |
| 22       | 66-1730  | 90° Elbow             | 1        |
| 23       | 63-8970  | Hose - Trans/Str.     | 1        |
| 24       | 68-9730  | Hose - Str./Cyl.      | 1        |
| 25       | 68-9720  | Hose - Cyl./Str.      | 1        |
| 26       | 237-22   | O-Ring                | 2        |
| 27       | 3290-378 | Tie - Cable           | 2        |
| 28       | 21-9260  | Dust Cover            | 1        |



T-0417

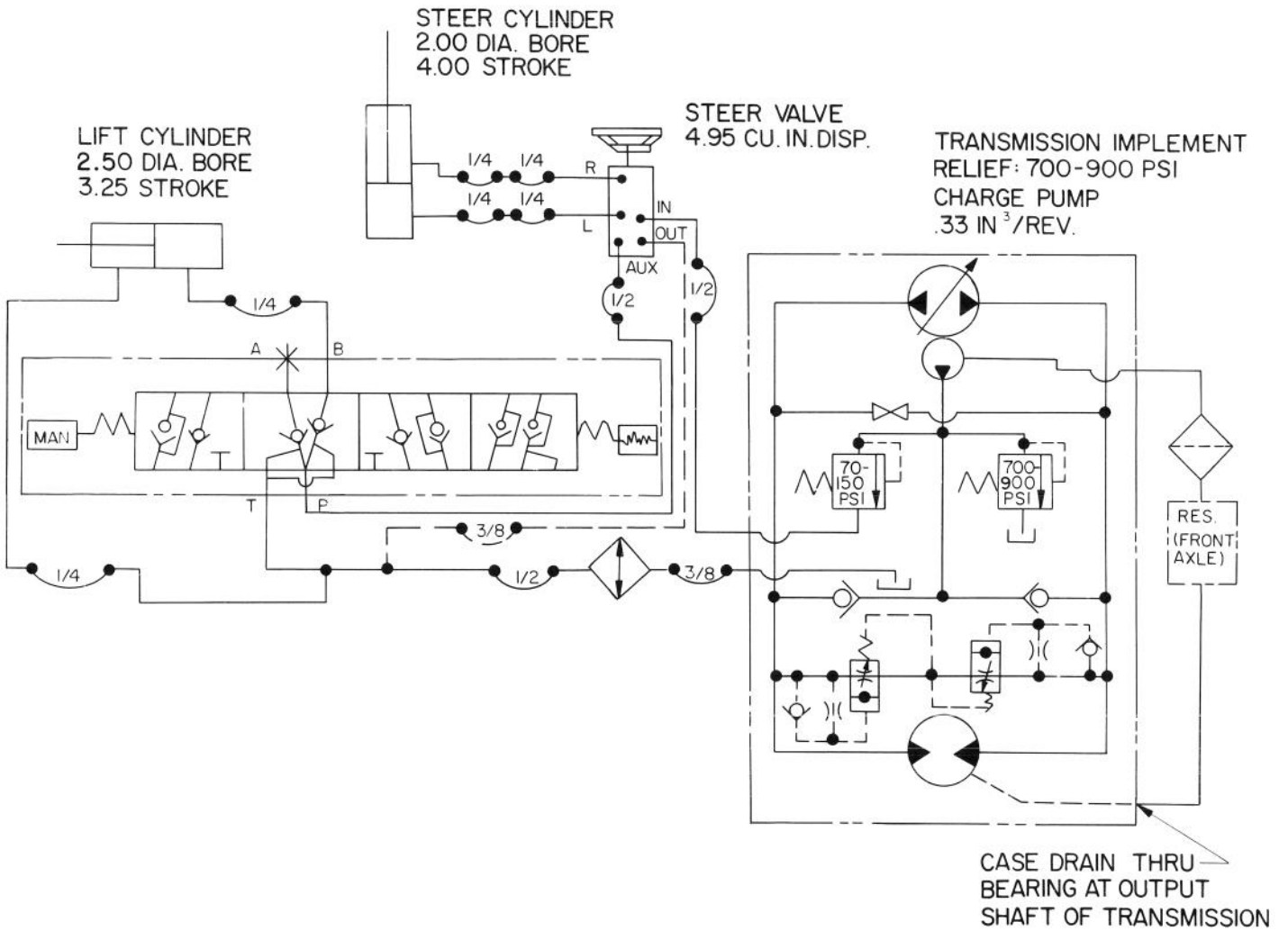
## POWER STEERING VALVE ASSEMBLY NO. 63-9250

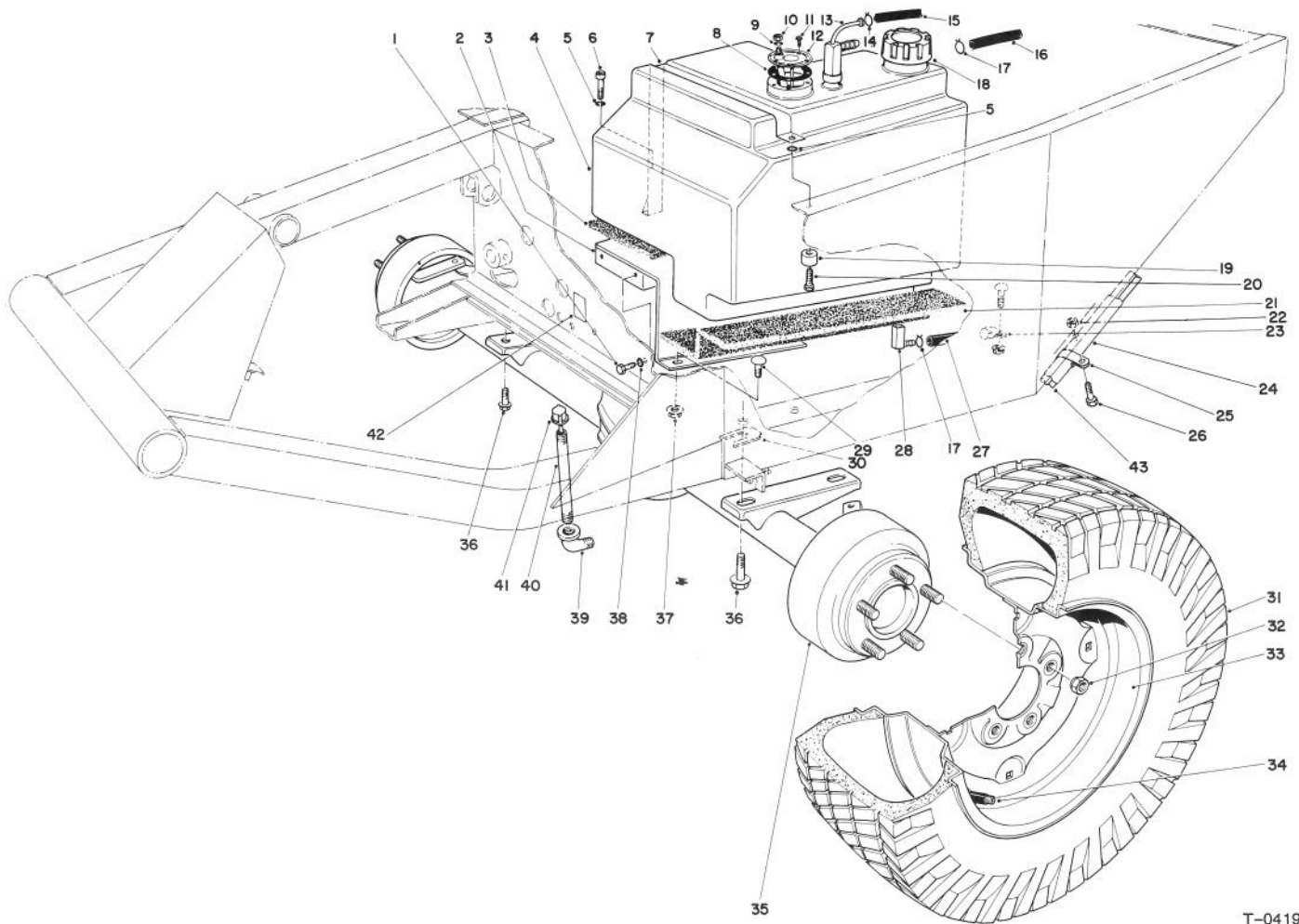
| Ref. No. | Part No. | Description             | No. Used |
|----------|----------|-------------------------|----------|
| 1        |          | Ring - Seal             | 5        |
| 2        |          | Ring - Valve            | 1        |
| 3        |          | Plate - Valve           | 1        |
| 4        |          | Spring                  | 3        |
| 5        |          | Pin - Alignment         | 9        |
| 6        |          | Manifold - Isolation    | 1        |
| 7        |          | Ring - Metering         | 1        |
| 8        |          | Hex Drive Assy.         | 1        |
| 9        |          | Link - Drive            | 1        |
| 10       |          | Screw - Hex. Hd. Socket | 11       |
| 11       |          | Seal - Commutator       | 1        |
| 12       |          | Cover - Commutator      | 1        |
| 13       |          | Commutator              | 1        |
| 14       |          | Ring - Commutator       | 1        |
| 15       |          | Stator                  | 1        |
| 16       |          | Rotor                   | 1        |
| 17       |          | Spacer - Drive Link     | 1        |
| 18       |          | Plug                    | 1        |
| 19       |          | O-Ring                  | 1        |
| 20       |          | Ball                    | 1        |
| 21       |          | Nut - Hex               | 4        |
| 22       |          | Cover - Port            | 1        |

| Ref. No. | Part No. | Description              | No. Used |
|----------|----------|--------------------------|----------|
| 23       |          | O-Ring                   | 5        |
| 24       |          | Manifold - Port          | 1        |
| 25       |          | Spring                   | 3        |
| 26       |          | Plate - Upper Cover      | 1        |
| 27       | 3220-6   | Nut                      | 1        |
| 28       | 66-9770  | Seal                     | 1        |
| 29       | 66-9780  | Bushing                  | 1        |
| 30       |          | Spacer - Thrust Bearing  | 1        |
| 31       |          | Spacer - Seal            | 1        |
| 32       |          | Ring - Back Up           | 1        |
| 33       |          | Seal-Face                | 1        |
| 34       |          | Bearing - Thrust         | 1        |
| 35       |          | Plate - Drive            | 1        |
| 36       | 66-9850  | Bolt - Special           | 4        |
| 37       | 66-9860  | Upper Cover & Jacket     | 1        |
| 38       | 66-9870  | Plate - Retaining        | 1        |
| 39       | 66-9880  | Washer - Retaining Plate | 1        |
| 40       | 66-9890  | Ring - Retaining         | 1        |
| 41       | 66-9900  | Shaft - Input            | 1        |
| *        | 66-9970  | Spring Kit               | 1        |
| *        | 66-9980  | Seal Kit                 | 1        |
| *        | 66-9990  | Needle Roller Kit        | 1        |

\*Not Illustrated

# HYDRAULIC SCHEMATIC





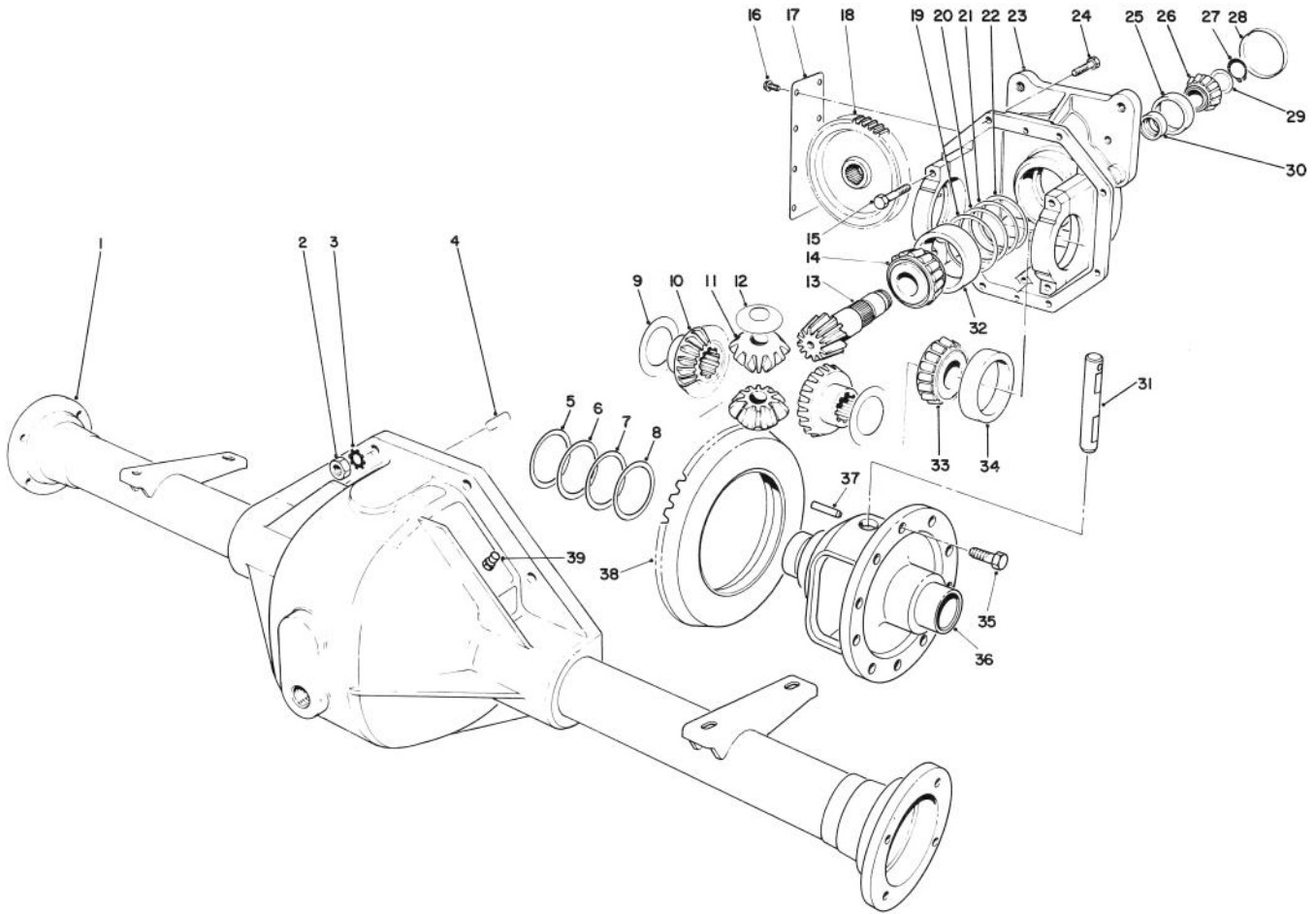
T-0419

## FRONT AXLE & FUEL TANK ASSEMBLY

| Ref. No. | Part No.  | Description                        | No. Used |
|----------|-----------|------------------------------------|----------|
| 1        | 32104-6   | Screw - Self Tapping               | 2        |
| 2        | 68-9760   | Fuel Tank Base                     | 1        |
| 3        | 21-3600   | Foam - Tank Support                | 1        |
| 4        | 43-4150   | Fuel Tank<br>(Incl. Ref. #13 & 14) | 1        |
| 5        | 3253-3    | Washer - Lock                      | 2        |
| 6        | 321 04-96 | Screw - Cap, Hex. Hd.              | 1        |
| 7        | 37-9550   | Strap - Fuel Tank                  | 1        |
| 8        | 62-7650   | Gasket                             | 1        |
| 9        | 3253-17   | Washer - Lock                      | 1        |
| 10       | 3219-14   | Nut                                | 1        |
| 11       | 32144-53  | Screw - Thread Forming             | 5        |
| 12       | 62-6840   | Sender - Fuel Level                | 1        |
| 13       | 43-4160   | Fitting - Return & Vent            | 1        |
| 14       | 2412-79   | Clamp                              | 1        |
| 15       | 43-4230   | Hose Return                        | 1        |
| 16       | 43-5690   | Hose - Vent, Fuel Tank             | 1        |
| 17       | 2412-6    | Clamp                              | 2        |
| 18       | 55-3572   | Fuel Cap                           | 1        |
| 19       | 22-7810   | Spacer                             | 1        |
| 20       | 321-6     | Screw - Cap, Hex. Hd.              | 1        |
| 21       | 21-3610   | Foam - Tank Support                | 1        |
| 22       | 3296-20   | Nut - Lock                         | 2        |

| Ref. No. | Part No. | Description               | No. Used |
|----------|----------|---------------------------|----------|
| 23       | 2412-41  | Clamp                     | 1        |
| 24       | 56-7980  | Sleeve - Protective       | 1        |
| 25       | 2412-39  | R-Clamp                   | 2        |
| 26       | 322-3    | Screw - Cap, Hex. Hd.     | 2        |
| 27       | 63-9640  | Hose Fuel                 | 1        |
| 28       | 43-41 90 | Fitting Assembly          | 1        |
| 29       | 3230-2   | Bolt - Carriage           | 3        |
| 30       | 42-6080  | Shim - Axle               | A/R      |
| 31       | 231-101  | Tire                      | 2        |
| 32       | 23-7270  | Nut - Wheel               | 10       |
| 33       | 217-117  | Rim                       | 2        |
| 34       | 232-31   | Valve Stem w/Cap          | 2        |
| 35       | 67-8220  | Differential Assembly     | 1        |
| 36       | 32144-67 | Screw - Cap, Thd. Forming | 4        |
| 37       | 32128-20 | Nut - Flange              | 3        |
| 38       | 3253-21  | Washer - Lock             | 2        |
| 39       | 2811-9   | Street Elbow              | 1        |
| 40       | 289-37   | Pipe Nipple               | 1        |
| 41       | 23-5180  | Dipstick                  | 1        |
| 42       | 53-4430  | Decal - Oil               | 1        |
| 43       | 68-9710  | Hose - Steering Cylinder  | 2        |
| *        | 231-90   | Tube - Inner              | 2        |

\*Not Illustrated



T-0420

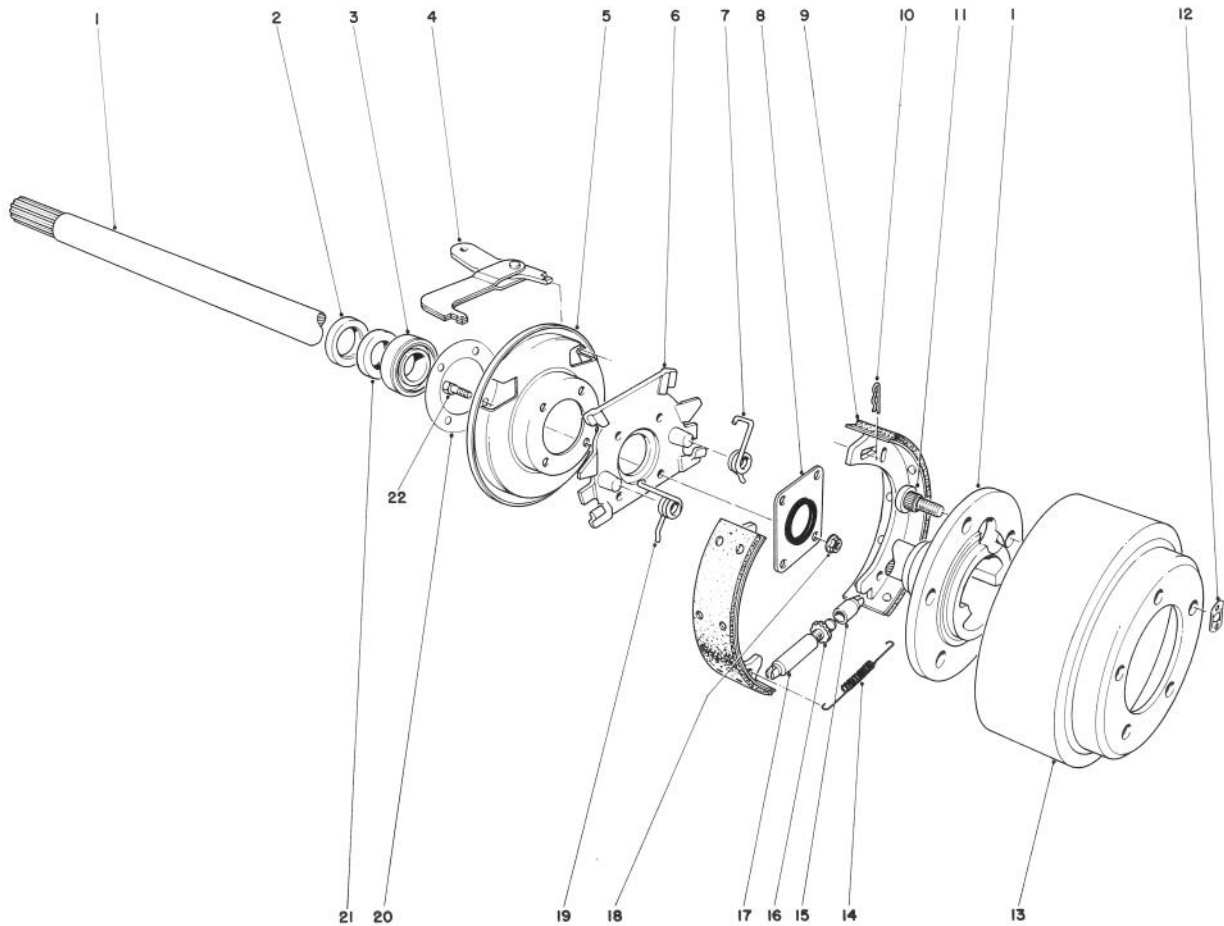
## DIFFERENTIAL ASSEMBLY NO. 67-8220

| Ref. No. | Part No. | Description                       | No. Used |
|----------|----------|-----------------------------------|----------|
| 1        | 43-6840  | Lower Housing                     | 1        |
| 2        | 3219-2   | Nut                               | 8        |
| 3        | 3255-8   | Washer - Lock                     | 8        |
| 4        | 21-8270  | Dowel Pin                         | 2        |
| 5        | 21-8090  | Adjust. Shim .003                 | A/R      |
| 6        | 21-8100  | Adjust. Shim .005                 | A/R      |
| 7        | 21-8110  | Adjust. Shim .010                 | A/R      |
| 8        | 21-8120  | Adjust. Shim .030                 | A/R      |
| 9        | 21-7720  | Washer - Thrust                   | 2        |
| 10       | 24-8790  | Differential Bevel Gear Side      | 2        |
| 11       | 21-7690  | Pinion Gear                       | 2        |
| 12       | 21-7730  | Washer - Thrust                   | 2        |
| 13       |          | Drive Pinion<br>(Incl. Ref. #38)  | 1        |
| 14       | 43-6760  | Tapered Roller Bearing Cone       | 1        |
| 15       | 324-23   | Screw - Cap, Hex. Hd.             | 4        |
| 16       | 12-5450  | Screw - Thd. Forming              | 8        |
| 17       | 21-7830  | Gear Cover                        | 1        |
| 18       | 21-8150  | Spur-Gear                         | 1        |
| 19       | 43-6710  | Adjust. Shim .003                 | A/R      |
| 20       | 43-6711  | Adjust. Shim .005                 | A/R      |
| 21       | 43-6712  | Adjust. Shim .010                 | A/R      |
| 22       | 43-6713  | Adjust. Shim .030                 | A/R      |
| 23       | 68-9770  | Upper Housing<br>(Incl. Ref. #15) | 1        |
| 24       | 3210-7   | Screw - Cap, Hex. Hd.             | 8        |
| 25       | 254-90   | Bearing Cup                       | 1        |
| 26       | 254-91   | Bearing Cone                      | 1        |

| Ref. No. | Part No. | Description                                     | No. Used |
|----------|----------|---|----------|
| 27       | 43-6550  | Snap Ring                                       | 1        |
| 28       | 21-7850  | Cup Plug  | 1        |
| 29       | 46-2210  | Shim Pinion Bearing .031                        | A/R      |
| *        | 46-2211  | Shim Pinion Bearing .033                        | A/R      |
| *        | 46-2212  | Shim Pinion Bearing .035                        | A/R      |
| *        | 46-2213  | Shim Pinion Bearing .037                        | A/R      |
| *        | 46-2214  | Shim Pinion Bearing .039                        | A/R      |
| *        | 46-2215  | Shim Pinion Bearing .041                        | A/R      |
| *        | 46-2216  | Shim Pinion Bearing .043                        | A/R      |
| *        | 46-2220  | Shim Pinion Bearing .045                        | A/R      |
| *        | 46-2221  | Shim Pinion Bearing .047                        | A/R      |
| *        | 46-2222  | Shim Pinion Bearing .049                        | A/R      |
| *        | 46-2223  | Shim Pinion Bearing .051                        | A/R      |
| *        | 46-2224  | Shim Pinion Bearing .053                        | A/R      |
| *        | 46-2225  | Shim Pinion Bearing .055                        | A/R      |
|          | 46-2226  | Shim Pinion Bearing .057                        | A/R      |
| 30       | 21-8020  | Pinion Bearing - Spacer                         | 1        |
| 31       | 21-7700  | Pinion Mate Shaft                               | 1        |
| 32       | 43-6750  | Tapered Roller Bearing Cup                      | 1        |
| 33       | 254-65   | Cone - Tapered Bearing                          | 2        |
| 34       | 254-66   | Cup - Tapered Bearing                           | 2        |
| 35       | 21-7770  | Drive Gear Screw                                | 5        |
| 36       | 21-7670  | Differential Case                               | 1        |
| 37       | 32121-15 | Pin - Roll                                      | 1        |
| 38       |          | Ring Gear                                       | 1        |
| 39       | 72-9420  | Vent Tube Assembly                              | 1        |
|          | 43-6510  | Gear & Pinion Assembly<br>(Incl. Ref. #13 & 38) | 1        |

\*Not Illustrated



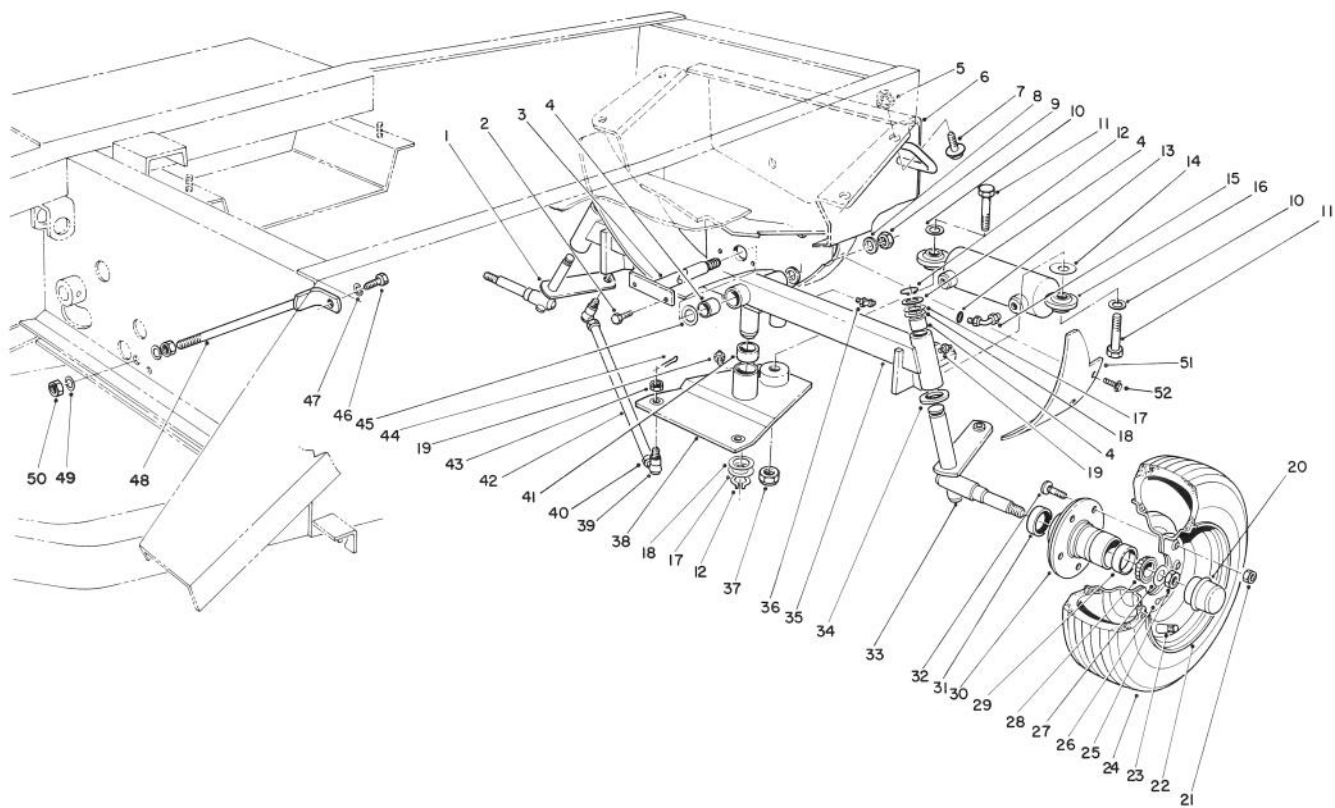


T-0421

## BRAKE ASSEMBLY

| Ref. No. | Part No. | Description                 | No. Used |
|----------|----------|-----------------------------|----------|
| 1        | 28-0650  | Flanged Axle Shaft          | 2        |
| 2        | 21-8330  | Oil Seal                    | 2        |
| 3        | 21-8180  | Bearing                     | 2        |
| 4        | 24-9180  | Strut & Lever Parking Brake | 2        |
| 5        | 21-9450  | Dust Shield                 | 2        |
| 6        | 43-6810  | Torque - Spider             | 2        |
| 7        | 21-9430  | Spring - Shoe Return R.H.   | 2        |
| 8        | 28-0670  | Oil Seal                    | 2        |
| 9        | 43-2690  | Shoe & Lining Assembly      | 4        |
| 10       | 21-9460  | Retainer - Brake Lever      | 4        |
| 11       | 242-34   | Axle Flange Stud            | 10       |

| Ref. No. | Part No. | Description               | No. Used |
|----------|----------|---------------------------|----------|
| 12       | 21-8360  | Clip - Retaining          | 2        |
| 13       | 28-0680  | Brake Drum                | 2        |
| 14       | 21-9440  | Spring - Adjusting Screw  | 2        |
| 15       | 21-9390  | Socket - Adjusting Screw  | 2        |
| 16       | 21-9370  | Screw - Adjusting         | 2        |
| 17       | 21-9380  | Nut - Pivot               | 2        |
| 18       | 43-6800  | Nut - Lock                | 8        |
| 19       | 21-9420  | Spring - Shoe Return L.H. | 2        |
| 20       | 21-8320  | Gasket - Wheel Bearing    | 2        |
| 21       | 24-8840  | Ring - Wheel Bearing      | 2        |
| 22       | 28-0660  | Screw - Cap, Hex. Hd.     | 8        |



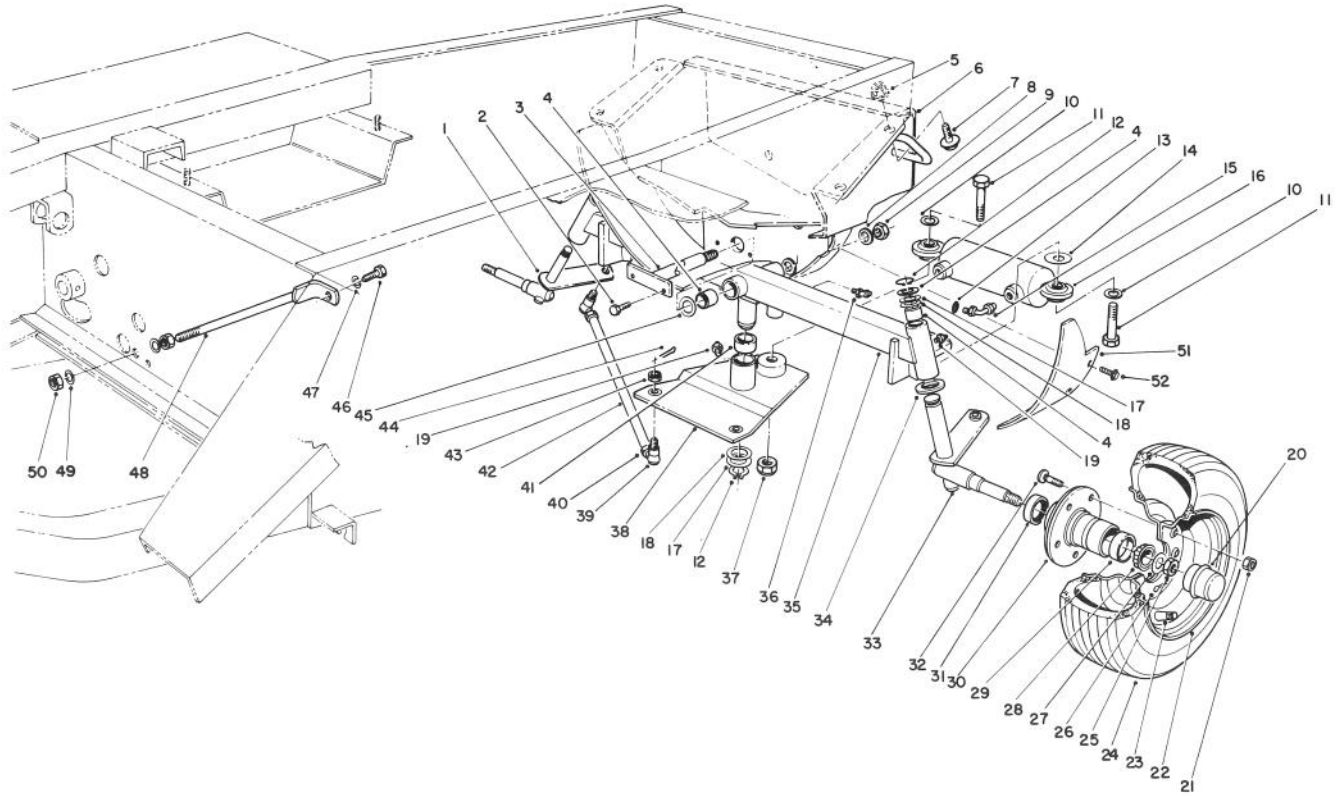
T-0422

## REAR AXLE & WHEEL ASSEMBLY

| Ref. No. | Part No. | Description             | No. Used |
|----------|----------|-------------------------|----------|
| 1        | 63-9180  | Spindle Assembly R.H.   | 1        |
| 2        | 3234-14  | Screw - Cap, Hex Hd.    | 2        |
| 3        | 67-8170  | Pin - Rear Axle         | 1        |
| 4        | 67-1750  | Bushing                 | 6        |
| 5        | 32128-23 | Nut - Lock, Flange      | 4        |
| 6        | 67-8130  | Support - Axle          | 1        |
| 7        | 3434-32  | Screw - Cap, Hex Flange | 4        |
| 8        | 71-4540  | Washer - Thrust         | A/R      |
| 9        | 32146-20 | Nut - Lock              | 1        |
| 10       | 67-9410  | Washer - Flat           | 2        |
| 11       | 328-25   | Screw - Cap, Hex Hd.    | 2        |
| 12       | 32151-36 | Ring - Retaining        | 3        |
| 13       |          | O-Ring                  | 1        |
| 14       | 67-7250  | Spacer - Ring           | 1        |
| 15       | 340-54   | Fitting 45°             | 2        |
| 16       | 63-9240  | Cylinder - Hydraulic    | 1        |
| 17       | 5-1226   | Washer                  | 3        |
| 18       | 10-8110  | Washer - Thrust         | A/R      |
| 19       | 302-5    | Fitting - Grease        | 3        |
| 20       | 241-119  | Dust Cap                | 2        |
| 21       | 242-50   | Nut - Wheel             | 10       |
| 22       | 217-106  | Wheel                   | 2        |
| 23       | 232-31   | Valve Stem w/Cap        | 2        |
| 24       | 231-105  | Tire                    | 2        |
| 25       | 32136-5  | Nut - Slotted           | 2        |
| 26       | 3272-13  | Pin - Cotter            | 2        |

| Ref. No. | Part No. | Description                                   | No. Used |
|----------|----------|---|----------|
| 27       | 3256-28  | Washer - Flat                                 | 2        |
| 28       | 254-94   | Cone - Bearing                                | 4        |
| 29       | 254-72   | Cup - Bearing                                 | 4        |
| 30       | 21-2820  | Hub Wheel<br>(Incl. Ref. #29 & 32)            | 2        |
| 31       | 253-129  | Closure                                       | 2        |
| 32       | 10-6830  | Stud - Drive                                  | 10       |
| 33       | 63-9170  | Spindle Assembly L.H.                         | 1        |
| 34       | 256-121  | Bushing - Thrust                              | 2        |
| 35       | 67-9160  | Axle - Rear<br>(Incl. Ref. #4)                | 1        |
| 36       | 302-11   | Fitting - Grease                              | 1        |
| 37       | 32128-45 | Nut - Lock                                    | 2        |
| 38       | 63-9220  | Steering Pivot<br>(Incl. Ref. #41)            | 1        |
| 39       | 21-0140  | Socket Assembly R.H. Thd.<br>(Incl. Ref. #43) | 2        |
| *        | 21-0150  | Socket Assembly L.H. Thd.<br>(Incl. Ref. #43) | 2        |
| 40       | 3220-5   | Nut - Jam, R.H. Thd.                          | 2        |
| *        | 3220-12  | Nut - Jam, L.H. Thd.                          | 2        |
| 41       | 256-242  | Bushing                                       | 2        |
| 42       | 21-1990  | Tie Rod Assembly                              | 2        |
| 43       | 32136-4  | Nut - Slotted                                 | 4        |
| 44       | 3272-6   | Pin - Cotter                                  | 4        |
| 45       | 56-2460  | Washer  | A/R      |

\*Not Illustrated

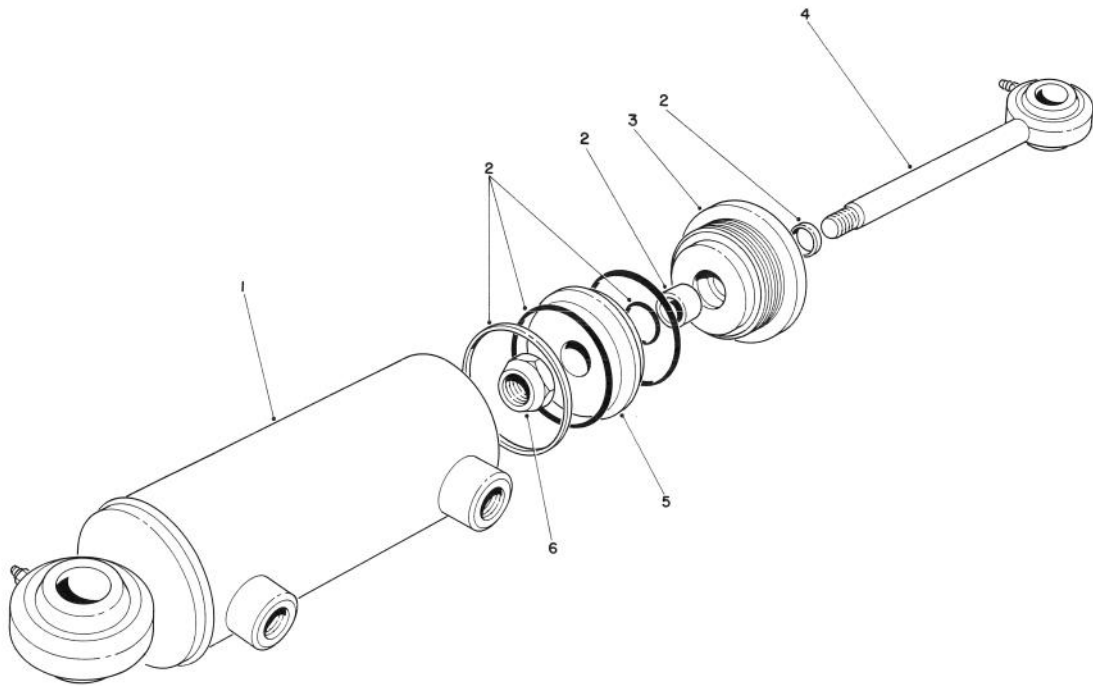


T-0422

## REAR AXLE & WHEEL ASSEMBLY (Continued)

| Ref. No. | Part No. | Description          | No. Used |
|----------|----------|----------------------|----------|
| 46       | 323-6    | Screw - Cap, Hex Hd. | 1        |
| 47       | 3253-21  | Washer - Lock        | 1        |
| 48       | 24-9830  | Support Axle         | 1        |
| 49       | 3256-6   | Washer - Flat        | 2        |

| Ref. No. | Part No. | Description              | No. Used |
|----------|----------|--------------------------|----------|
| 50       | 3217-9   | Nut                      | 2        |
| 51       | 71-4850  | Cover Flywheel Guard     | 1        |
| 52       | 32144-10 | Screw - Cap,Thd. Forming | 2        |

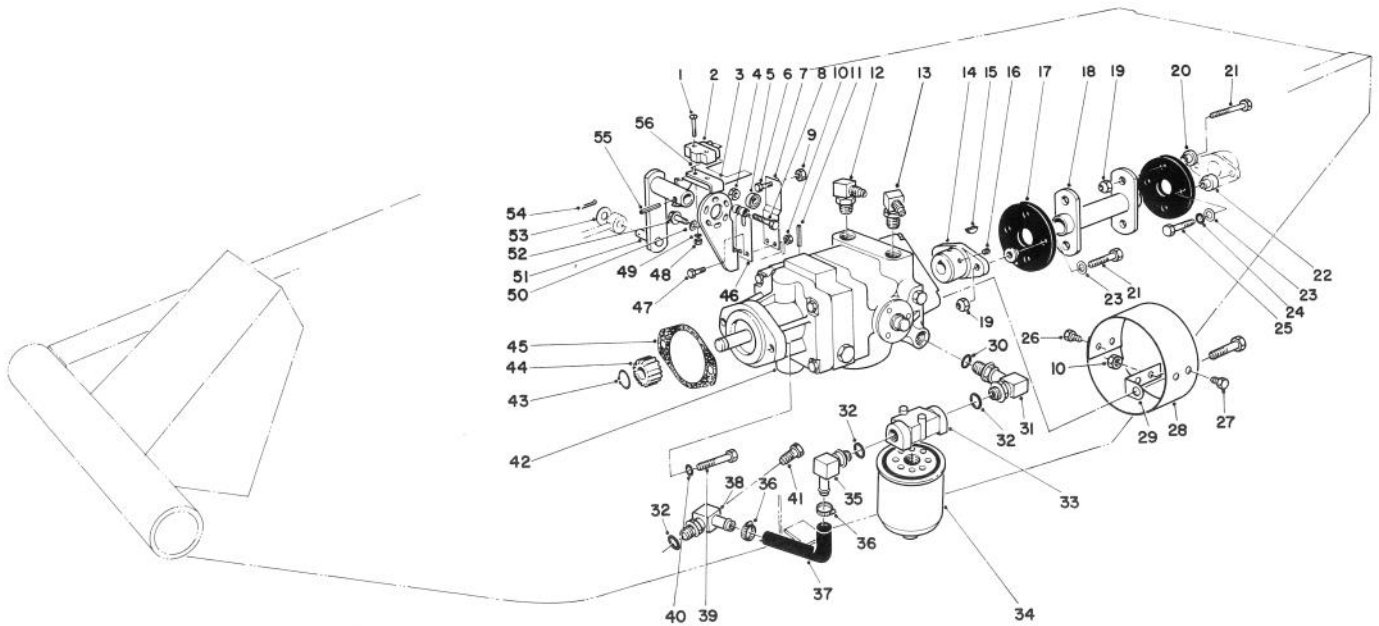


T-0423

## HYDRAULIC STEERING CYLINDER ASSEMBLY NO. 63-9240

| Ref. No. | Part No. | Description         | No. Used |
|----------|----------|---------------------|----------|
| 1        |          | Tube Assembly       | 1        |
| 2        | 66-1960  | Seal Kit            | 1        |
| 3        | 66-1950  | Gland               | 1        |
| 4        | 66-1910  | Piston Rod Assembly | 1        |

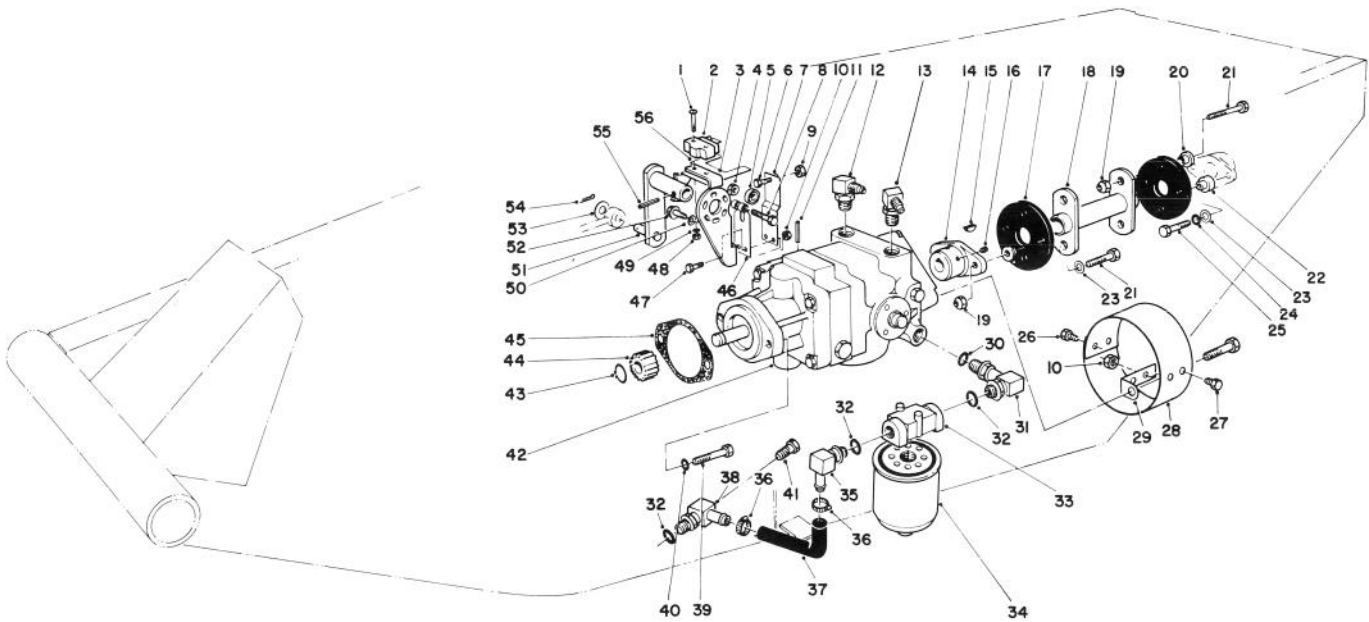
| Ref. No. | Part No. | Description | No. Used |
|----------|----------|-------------|----------|
| 5        | 66-1940  | Piston      | 1        |
| 6        | 66-1930  | Nut - Lock  | 1        |



T-0424

## HYDROSTATIC TRANSMISSION

| Ref. No. | Part No. | Description              | No. Used | Ref. No. | Part No. | Description               | No. Used |
|----------|----------|--------------------------|----------|----------|----------|---------------------------|----------|
| 1        | 3249-11  | Screw - Mach. Rd. Hd.    | 2        | 27       | 321-4    | Screw - Cap, Hex. Hd.     | 2        |
| 2        | 29-6160  | Micro Switch             | 1        | 28       | 54-9300  | Cover                     | 1        |
| 3        | 29-6120  | Pump Plate               | 1        | 29       | 54-9290  | Bracket                   | 2        |
| 4        | 3296-29  | Nut - Lock               | 1        | 30       | 237-80   | O-Ring                    | 1        |
| 5        | 251-259  | Ball Bearing             | 1        | 31       | 68-8660  | Elbow                     | 1        |
| 6        | 3210-7   | Screw - Cap, Hex. Hd.    | 1        | 32       | 237-81   | O-Ring                    | 3        |
| 7        | 29-6170  | Extended Leaf Spring     | 1        | 33       | 68-8990  | Head - Filter             | 1        |
| 8        | 322-1 7  | Screw - Cap, Hex. Hd.    | 1        | 34       | 67-8110  | Oil Filter                | 1        |
| 9        | 3219-2   | Nut - Hex                | 1        | 35       | 353-987  | Elbow                     | 1        |
| 10       | 3296-42  | Nut - Lock               | 6        | 36       | 2412-34  | Clamp - Hose              | 2        |
| 11       | 32121-6  | Pin - Roll               | 1        | 37       | 68-9650  | Hose - Axle               | 1        |
| 12       | 340-77   | Elbow                    | 1        | 38       | 70-2620  | Elbow - 90°               | 1        |
| 13       | 340-99   | Elbow                    | 1        | 39       | 323-7    | Capscrew                  | 2        |
| 14       | 33-4380  | Pump Hub                 | 1        | 40       | 3253-21  | Washer - Lock             | 2        |
| 15       | 3257-32  | Woodruff Key             | 1        | 41       | 353-508  | Plug - Drain              | 1        |
| 16       | 3241-5   | Screw - Set, Sq. Hd.     | 2        | 42       | 71-4370  | Transmission - Inline     | 1        |
| 17       | 44-2230  | Rubber Coupling          |          | 43       | 32120-72 | Ring - Retaining External | 1        |
| 18       | 46-6390  | Drive Coupling           | 1        | 44       | 23-4810  | Gear Transmission Output  | 1        |
| 19       | 32152-1  | Nut - Lock               | 8        | 45       | 41-8760  | Gasket Transmission       | 1        |
| 20       | 27-6600  | Spacer - Rubber Coupling | 6        | 46       | 29-6150  | Leaf Spring               | 1        |
| 21       | 322-6    | Screw - Cap, Hex. Hd.    | 6        | 47       | 321-4    | Screw - Cap, Hex. Hd.     | 2        |
| 22       | 27-6590  | Spacer - Rubber Coupling | 2        | 48       | 3217-16  | Nut - Hex.                | 2        |
| 23       | 3256-3   | Washer - Flat            | 4        | 49       | 3254-9   | Washer - Lock             | 2        |
| 24       | 3253-4   | Washer - Lock            | 2        | 50       | 3255-7   | Washer - Lock             | 3        |
| 25       | 322-8    | Screw - Cap, Hex. Hd.    | 2        | 51       | 28-9570  | Pump Lever                | 1        |
| 26       | 321-2    | Screw - Cap, Hex. Hd.    | 2        | 52       | 11-9760  | Screw - Self Tapping      | 3        |

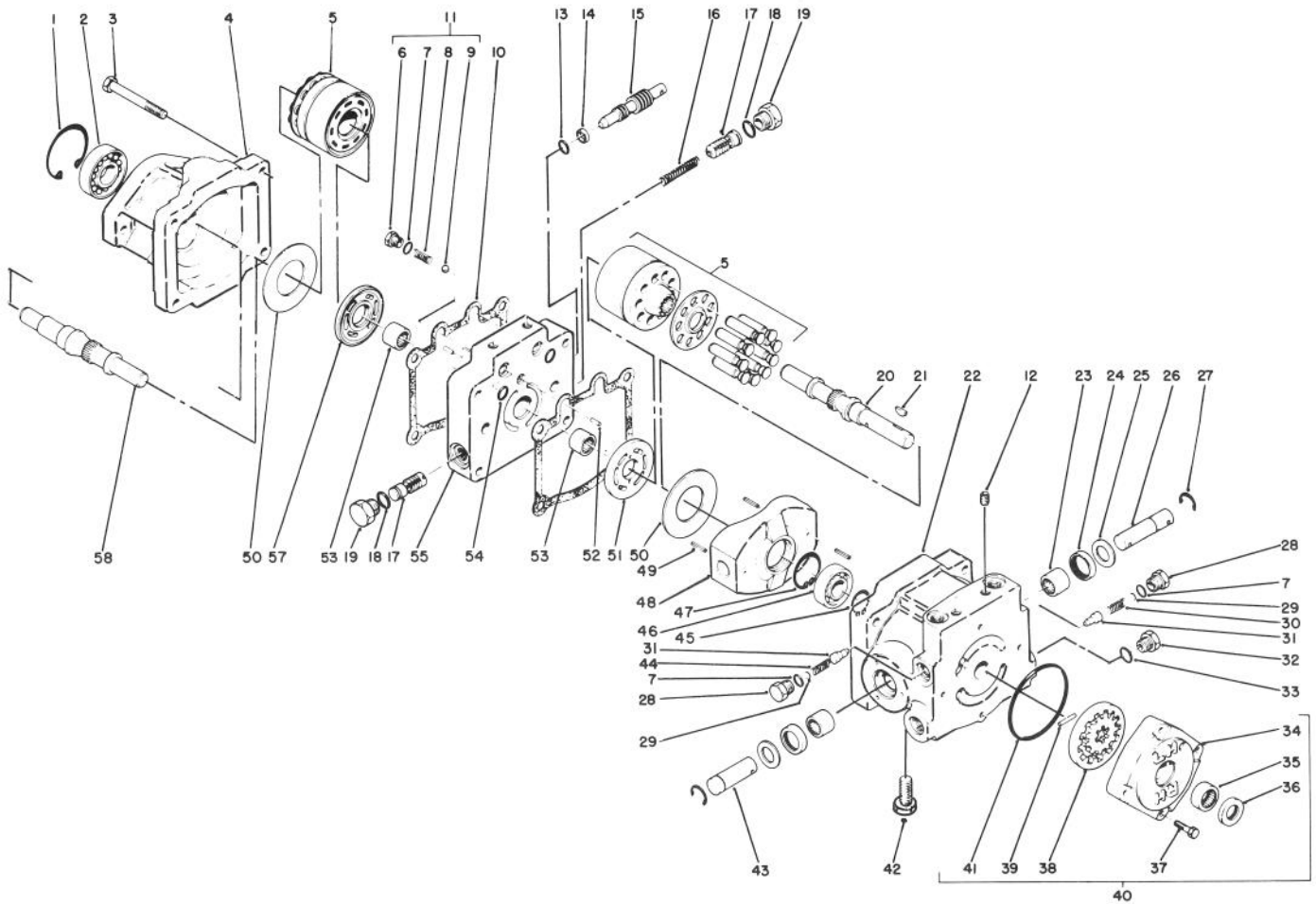


T-0424

## HYDROSTATIC TRANSMISSION (Continued)

| Ref. No. | Part No. | Description        | No. Used | Ref. No. | Part No. | Description | No. Used |
|----------|----------|--------------------|----------|----------|----------|-------------|----------|
| 53       | 3256-6   | Washer - Flat      | 1        | 57       | 237-42   | O-Ring      | 2        |
| 54       | 3272-10  | Cotter Pin         | 1        | 58       | 237-22   | O-Ring      | 1        |
| 55       | 32121-24 | Pin - Roll         | 1        | 59       | 237-30   | O-Ring      | 1        |
| 56       | 46-8810  | Stop - Leaf Spring | 1        |          |          |             |          |

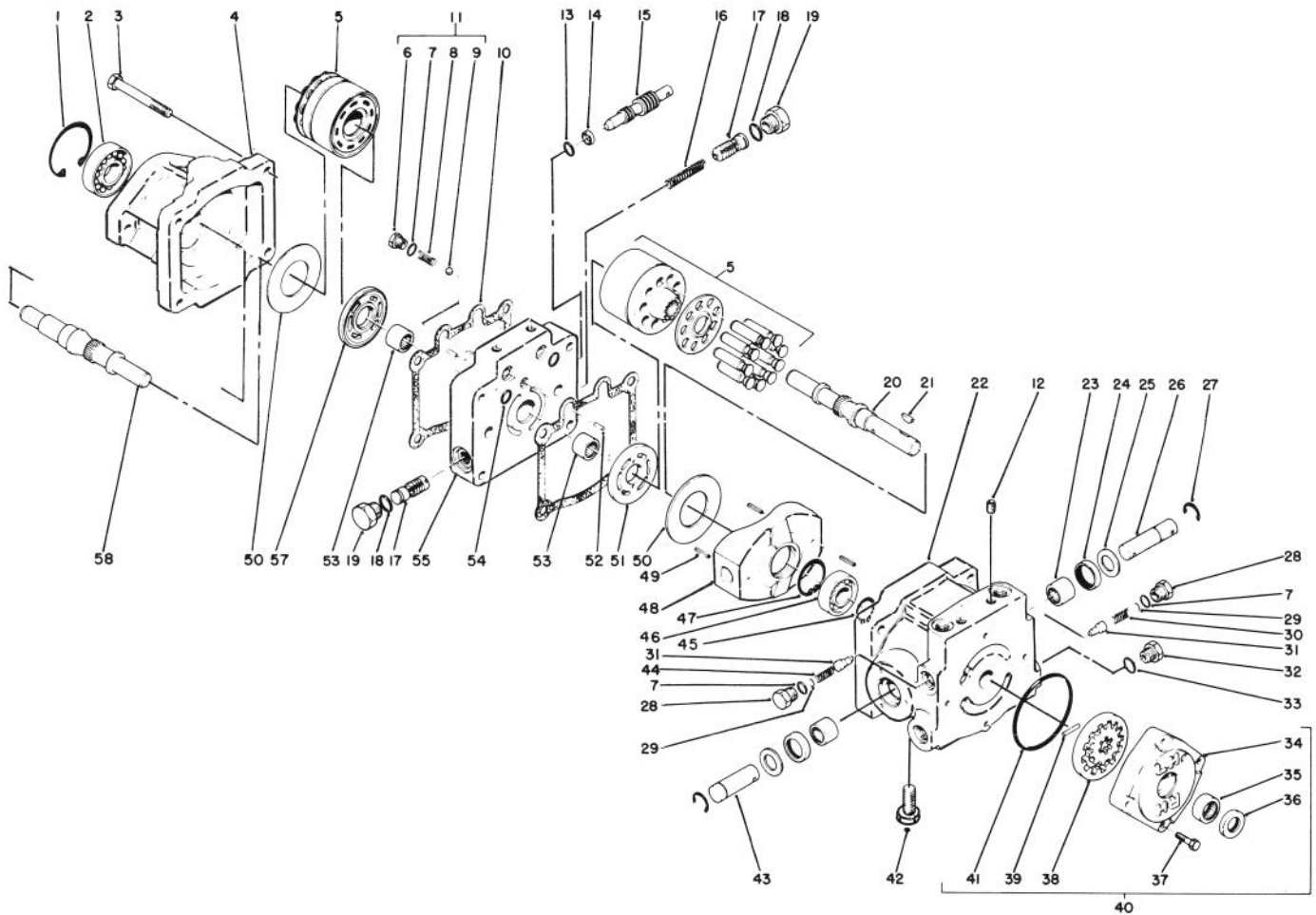




T-0425

## TRANSMISSION ASSEMBLY NO. 71-4370

| Ref. No. | Part No. | Description                              | No. Used | Ref. No. | Part No. | Description                             | No. Used |
|----------|----------|--|----------|----------|----------|---|----------|
| 1        | 32120-8  | Retaining Ring                           | 1        | 25       | 25-2510  | Washer - Flat                           | 2        |
| 2        | 72-3750  | Ball Bearing                             | 1        | 26       | 25-2580  | Trunion Shaft                           | 1        |
| 3        | 323-13   | Screw - Cap, Hex. Hd.                    | 4        | 27       | 32151-46 | Retaining Ring                          | 2        |
| 4        | 67-9080  | Motor Housing                            | 1        | 28       | 25-2460  | Plug - Hex. Hd.                         | 2        |
| 5        | 48-1800  | Cylinder Block Kit                       | 2        | 29       | 25-2470  | Shim Pack                               | 2        |
| 6        | 25-2650  | Check Valve Plug                         | 2        | 30       | 25-2570  | Valve Spring                            | 1        |
| 7        | 237-86   | O-Ring                                   | 4        | 31       | 25-2560  | Relief Valve Cone                       | 2        |
| 8        | 252640   | Valve Spring                             | 2        | 32       | 353-551  | Plug - Hex. Hd.                         | 1        |
| 9        | 252490   | Ball                                     | 2        | 33       | 237-80   | O-Ring                                  | 1        |
| 10       | 67-9100  | Gasket                                   | 1        | 34       | 25-2550  | Charge Pump Housing                     | 1        |
| 11       | 25-3180  | Check Valve Kit<br>(Incl. Ref. #6-9)     | 2        | 35       | 67-8050  | Needle Bearing                          | 1        |
| 12       | 285-17   | Pipe Plug                                | 6        | 36       | 67-8060  | Lip Seal                                | 1        |
| 13       | 237-22   | O-Ring                                   | 1        | 37       | 322-4    | Screw - Cap, Hex. Hd.                   | 4        |
| 14       | 25-2630  | Back-Up Ring                             | 1        | 38       | 25-2680  | Gerotor Assembly                        | 1        |
| 15       | 25-2620  | By-Pass Valve                            | 1        | 39       | 25-2530  | Headless Straight Pin                   | 1        |
| 16       | 252610   | Accel. Valve Spring                      | 1        | 40       | 25-3190  | Charge Pump<br>(Incl. Ref. #34-39 & 41) | 1        |
| 17       | 25-2410  | Accel. Valve Assembly                    | 2        | 41       | 237-95   | O-Ring                                  | 1        |
| 18       | 76-1900  | O-Ring                                   | 2        | 42       | 67-9090  | Plug                                    | 1        |
| 19       | 353-550  | Plug - Hex. Hd.                          | 2        | 43       | 25-2500  | Trunion Shaft                           | 1        |
| 20       | 75-9560  | Pump Shaft                               | 1        | 44       | 25-2480  | Valve Spring                            | 1        |
| 21       | 3257-32  | Woodruff Key                             | 1        | 45       | 32120-15 | Retaining Ring                          | 1        |
| 22       | 54-7890  | Pump Housing<br>(Incl. Ref. #12 & 23-25) | 1        | 46       | 251-8    | Ball Bearing                            | 1        |
| 23       | 252-82   | Needle Bearing                           | 2        | 47       | 32120-11 | Retaining Ring                          | 1        |
| 24       | 25-3210  | Lip Seal                                 | 2        | 48       | 25-2450  | Variable Swashplate                     | 1        |
|          |          |  |          | 49       | 32121-91 | Pin - Coil ,Spring                      | 3        |

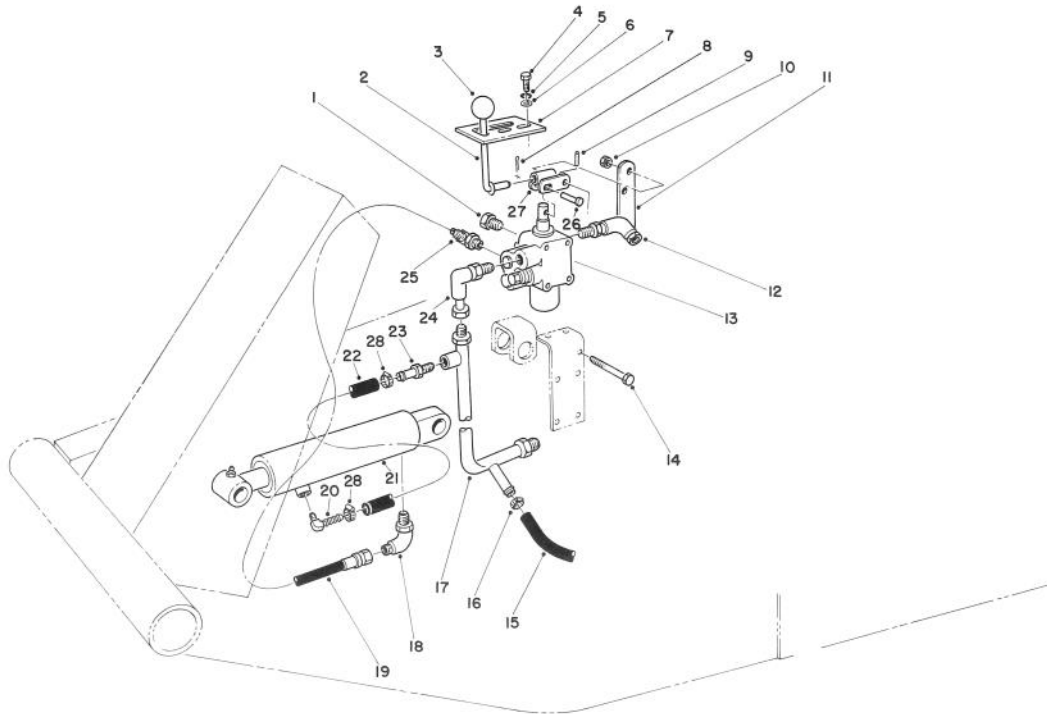


T-0425

## TRANSMISSION ASSEMBLY NO. 71-4370 (Continued)

| Ref. No. | Part No. | Description      | No. Used |
|----------|----------|------------------|----------|
| 50       | 25-2380  | Thrust Plate     | 2        |
| 51       | 25-2440  | Pump Valve Plate | 1        |
| 52       | 25-2430  | Dowel Pin        | 2        |
| 53       | 46-8400  | Needle Bearing   | 2        |
| 54       | 62-4290  | O-Ring           | 2        |

| Ref. No. | Part No. | Description       | No. Used |
|----------|----------|-------------------|----------|
| 55       | 25-2420  | Center Section    | 1        |
| 57       | 25-2390  | Motor Valve Plate | 1        |
| 58       | 46-8410  | Motor Shaft       | 1        |
| 59       | 25-2400  | Gasket            | 1        |

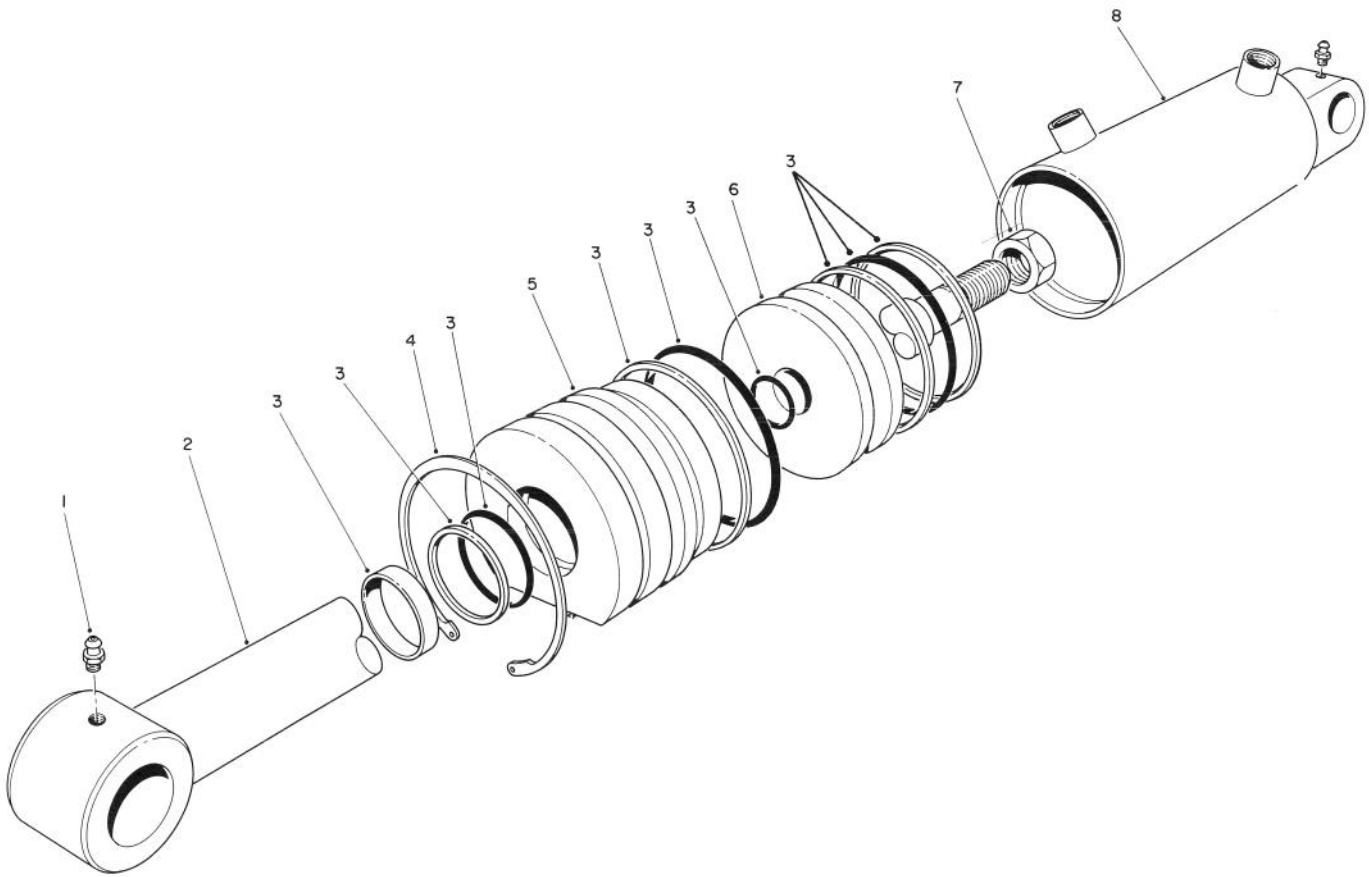


T-0426

## VALVE & CYLINDER ASSEMBLY

| Ref. No. | Part No. | Description               | No. Used | Ref. No. | Part No. | Description                        | No. Used |
|----------|----------|---------------------------|----------|----------|----------|------------------------------------|----------|
| 1        | 353-512  | Plug                      | 1        | 18       | 340-112  | Elbow— 90°                         | 1        |
| 2        | 21-8620  | Lever Valve               | 1        | 19       | 71-3580  | Hose - (Valve to Cylinder)         | 1        |
| 3        | 233-21   | Knob                      | 1        | 20       | 304-75   | Fitting - 90° Barb                 | 1        |
| 4        | 321-4    | Screw - Cap, Hex. Hd.     | 2        | 21       | 62-4250  | Cylinder - Hydraulic               | 1        |
| 5        | 3253-3   | Washer - Lock             | 2        | *        | 66-1250  | Cylinder - Hydraulic<br>(Optional) | 1        |
| 6        | 3256-22  | Washer - Flat             | 2        | 22       | 65-2970  | Line - Gas                         | 1        |
| 7        | 21-8640  | Latch Valve Lever         | 1        | 23       | 304-73   | Fitting - Straight Barb            | 1        |
| 8        | 3272-6   | Cotter Pin                | 1        | 24       | 340-110  | Elbow - 90°                        | 1        |
| 9        | 32121-73 | Pin - Slotted Spring      | 1        | 25       | 340-97   | Fitting - 90°                      | 1        |
| 10       | 3296-42  | Nut - Lock                | 5        | 26       | 283-17   | Pin                                | 1        |
| 11       | 21-9010  | Pivot Mount - Valve Lever | 1        | 27       | 21-8590  | Link - Valve Lever                 | 1        |
| 12       | 340-99   | Fitting - 90° Elbow       | 1        | 28       | 2412-108 | Clamp - Hose                       | 2        |
| 13       | 43-1710  | Valve Assembly            | 1        | 29       | 237-22   | O-Ring                             | 2        |
| 14       | 321-23   | Screw - Cap, Hex. Hd.     | 5        | 30       | 237-30   | O-Ring                             | 2        |
| 15       | 63-8990  | Hose                      | 1        | 31       | 237-42   | O-Ring                             | 2        |
| 16       | 2412-36  | Clamp Hose                | 1        | 32       | 237-78   | O-Ring                             | 2        |
| 17       | 63-9260  | Manifold - Valve          | 1        |          |          |                                    |          |

\*Not Illustrated

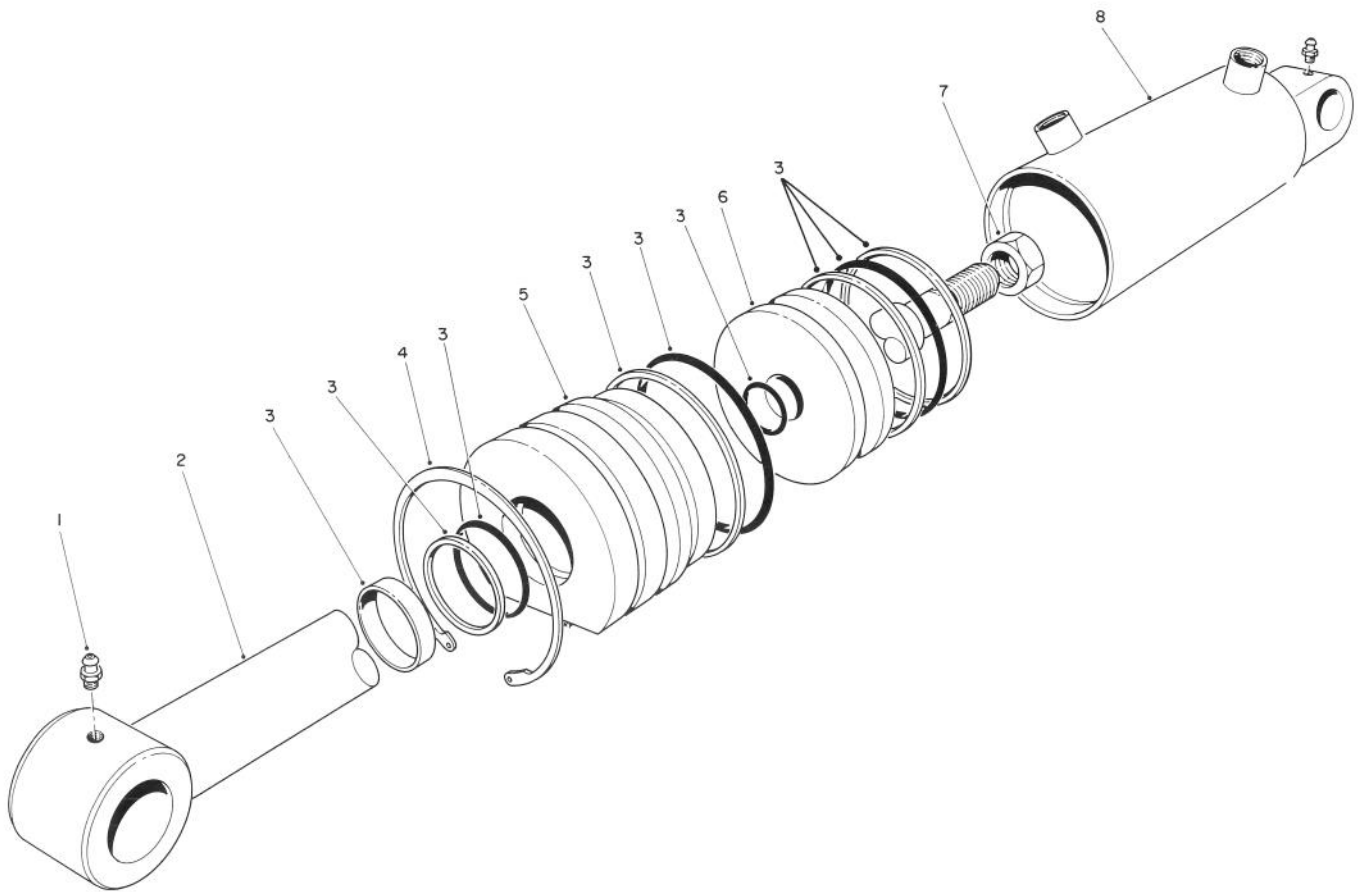


T-0859

## HYDRAULIC LIFT CYLINDER ASSEMBLY NO. 62-4250 (2-1/2" Bore)

| Ref. No. | Part No. | Description      | No. Used |
|----------|----------|------------------|----------|
| 1        | 61-4980  | Shaft - w/Clevis | 1        |
| 2        | 302-55   | Fitting - Grease | 2        |
| 3        |          | Seal - Dust      | 1        |
| 4        | 61-4990  | Ring - Retaining | 1        |
| 5        | 60-9780  | Head             | 1        |
| 6        |          | Ring - Back-up   | 3        |
| 7        |          | O-Ring           | 2        |
| 8        |          | Ring - Backup    | 1        |

| Ref. No. | Part No. | Description                              | No. Used |
|----------|----------|--|----------|
| 9        |          | O-Ring                                   | 1        |
| 10       |          | O-Ring                                   | 1        |
| 11       | 60-9770  | Piston                                   | 1        |
| 12       | 60-9760  | Nut                                      | 1        |
| 13       | 61-4970  | Barrel                                   | 1        |
| *        | 61-4960  | Seal Repair Kit<br>(Incl. Ref. #3, 6-10) | 1        |

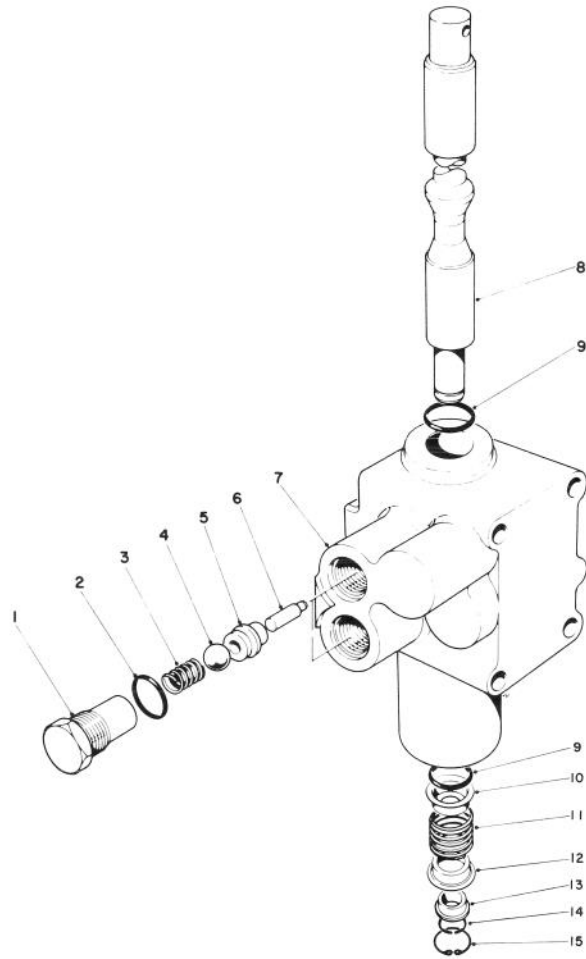


T-0527

## HYDRAULIC LIFT CYLINDER ASSEMBLY NO. 66-1250 (3" Bore)

| Ref. No. | Part No. | Description      | No. Used |
|----------|----------|------------------|----------|
| 1        | 302-55   | Grease Fitting   | 2        |
| 2        | 67-5480  | Shaft            | 1        |
| 3        | 67-5500  | Repair Kit       | 1        |
| 4        | 67-5470  | Ring - Retaining | 1        |

| Ref. No. | Part No. | Description | No. Used |
|----------|----------|-------------|----------|
| 5        | 67-5460  | Head        | 1        |
| 6        | 67-5450  | Piston      | 1        |
| 7        | 60-9760  | Nut - Hex   | 1        |
| 8        | 67-5490  | Barrel      | 1        |

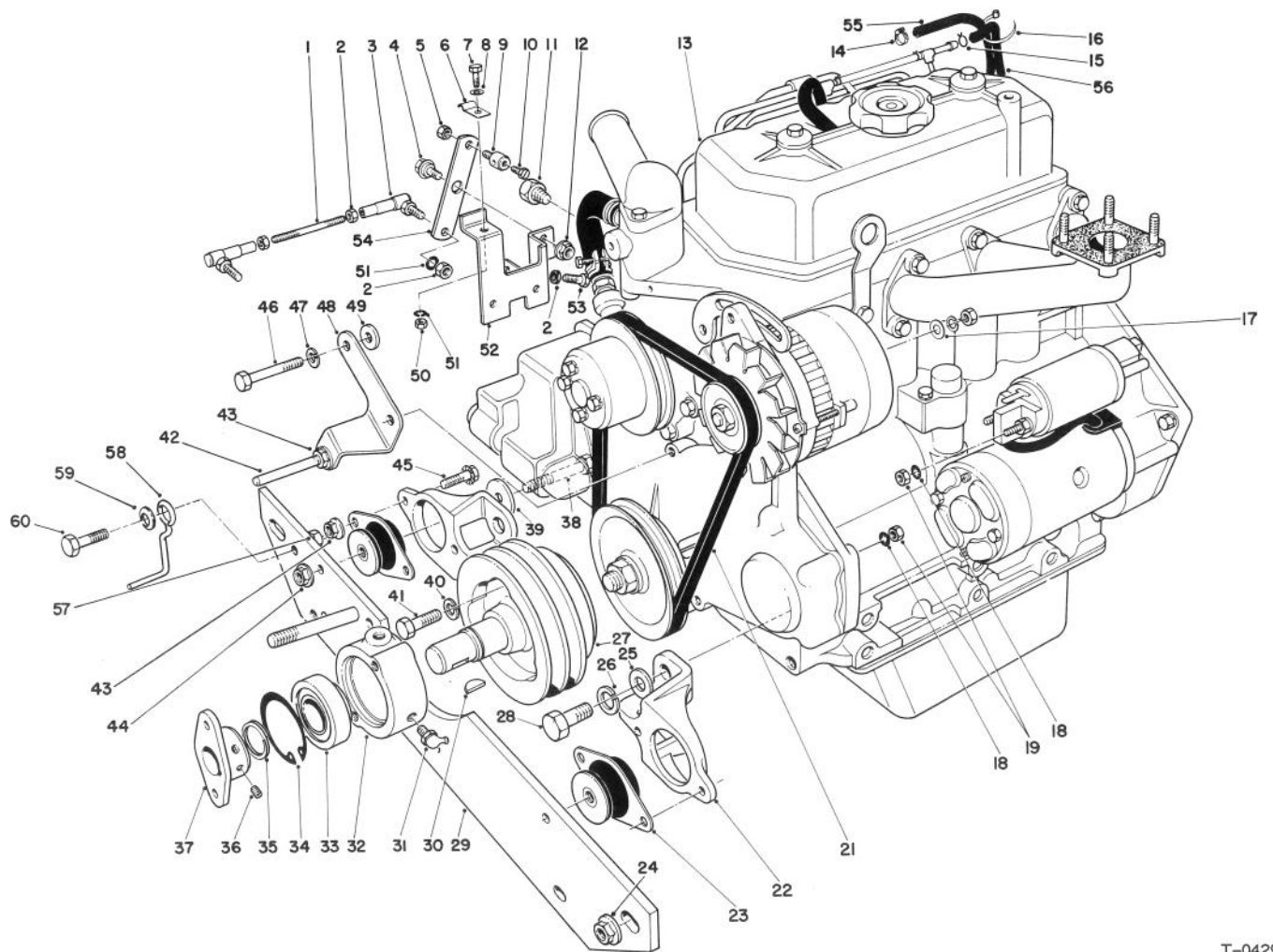


T-0428

## CONTROL VALVE ASSEMBLY NO. 43-1710

| Ref. No. | Part No. | Description        | No. Used | Ref. No. | Part No. | Description       | No. Used |
|----------|----------|--------------------|----------|----------|----------|-------------------|----------|
| 1        | 22-8330  | Plug               | 2        | 8        | 22-8420  | Spool             | 1        |
| 2        | 237-42   | O-Ring             | 2        | 10       | 22-8380  | Spring Retainer   | 1        |
| 3        | 22-8340  | Spring             | 2        | 11       | 22-8410  | Spring            | 1        |
| 4        | 22-8350  | Ball               | 2        | 12       | 22-8390  | Spring Retainer   | 1        |
| 5        | 22-8370  | Seat - Check Valve | 2        | 13       | 22-8400  | Spacer Float      | 1        |
| 6        | 22-8360  | Pin - Cam          | 2        | 14       | 22-8480  | Spring Ring Spool | 1        |
| 7        | 43-1730  | Body               | 1        | 15       | 22-8490  | Snap Ring         | 1        |



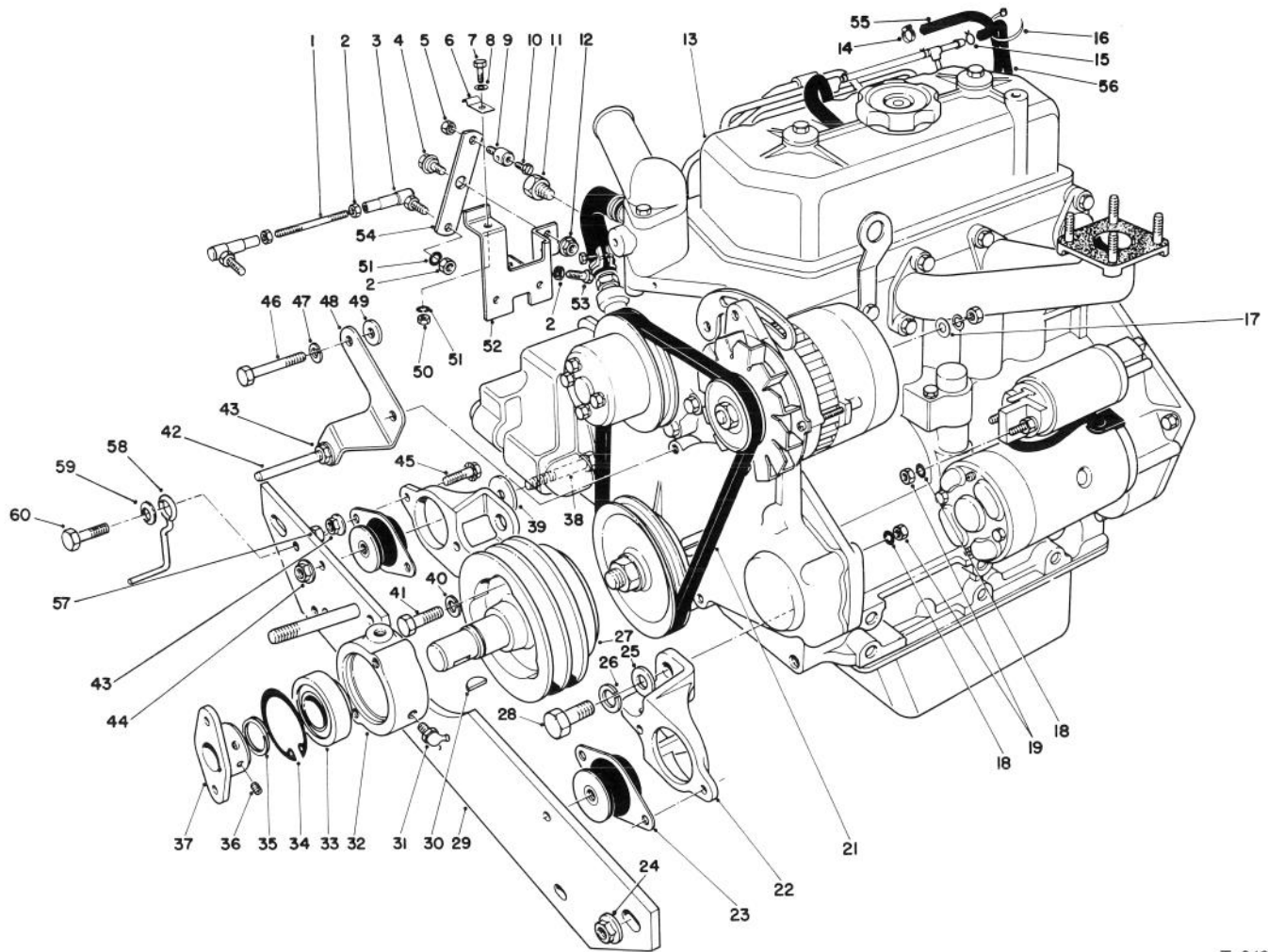


T-0429

## ENGINE ASSEMBLY

| Ref. No. | Part No. | Description               | No. Used |
|----------|----------|---------------------------|----------|
| 1        | 43-3770  | Link - Throttle           | 1        |
| 2        | 3219-1   | Nut                       | 5        |
| 3        | 18-1720  | Ball Joint Assembly       | 2        |
| 4        | 37-8770  | Bolt - Shoulder           | 1        |
| 5        | 3296-20  | Nut - Lock                | 1        |
| 6        | 2412-31  | Clamp - Bodine            | 1        |
| 7        | 321-4    | Screw - Cap, Hex. Hd.     | 1        |
| 8        | 3256-22  | Washer - Flat             | 1        |
| 9        | 43-3780  | Swivel - Throttle Control | 1        |
| 10       | 25-8640  | Screw - Machine           | 1        |
| 11       | 43-1940  | Adapter - Temp. Gauge     | 1        |
| 12       | 32152-1  | Nut - Lock, Flange        | 1        |
| 13       | 43-1440  | Engine                    | 1        |
| 14       | 2412-108 | Clamp - Worm Drive        | 1        |
| 15       | 2412-79  | Clamp                     | 1        |
| 16       | 3290-378 | Cable Tie                 | 1        |
| 17       | 5-3637   | Washer                    | 1        |
| 18       | 3254-2   | Washer - Lock, Int. Tooth | 3        |
| 19       | 42-9580  | Nut                       | 2        |
| 21       | 42-9100  | Belt Fan                  | 1        |
| 22       | 53-9710  | Engine Mount              | 2        |
| 23       | 53-9680  | Engine Mount - Rubber     | 2        |
| 24       | 32128-23 | Nut - Lock, Flange        | 2        |
| 25       | 3256-64  | Washer - Flat             | 4        |
| 26       | 43-5950  | Washer - Lock             | 4        |
| 27       | 43-3510  | Pulley - Engine           | 1        |

| Ref. No. | Part No. | Description                | No. Used |
|----------|----------|----------------------------|----------|
| 28       | 43-3210  | Screw - Cap, Hex. Hd.      | 4        |
| 29       | 75-9900  | Engine Support - Front     | 1        |
| 30       | 3257-33  | Key Woodruff               | 1        |
| 31       | 302-10   | Grease Fitting             | 1        |
| 32       | 43-3720  | Collar - Bearing           | 1        |
| 33       | 251-252  | Ball Bearing               | 1        |
| 34       | 32120-22 | Ring - Retaining, Internal | 1        |
| 35       | 32120-69 | Ring - Retaining, External | 1        |
| 36       | 3245-1   | Screw - Set, Socket Head   | 2        |
| 37       | 27-1960  | Hub - Engine               | 1        |
| 38       | 324-12   | Screw - Cap, Hex. Hd.      | 2        |
| 39       | 53-9480  | Washer                     | 2        |
| 40       | 42-9600  | Washer - Lock              | 3        |
| 41       | 43-3190  | Screw - Cap, Hex. Hd.      | 3        |
| 42       | 21-1820  | Stud - Belt Retainer       | 2        |
| 43       | 3290-357 | Nut - Lock, Flange         | 7        |
| 44       | 32128-37 | Nut - Lock, Flange         | 2        |
| 45       | 3234-11  | Screw - Cap, Hex. Hd.      | 4        |
| 46       | 43-3220  | Screw - Cap, Hex. Hd.      | 2        |
| 47       | 3253-4   | Washer - Lock              | 2        |
| 48       | 43-3790  | Bracket Belt Guide         | 1        |
| 49       | 4-2390   | Washer                     | 2        |
| 50       | 3217-5   | Nut                        | 1        |
| 51       | 3253-3   | Washer - Lock              | 3        |
| 52       | 43-3730  | Bracket Throttle Control   | 1        |
| 53       | 329-7    | Screw - Cap, Hex. Hd.      | 1        |

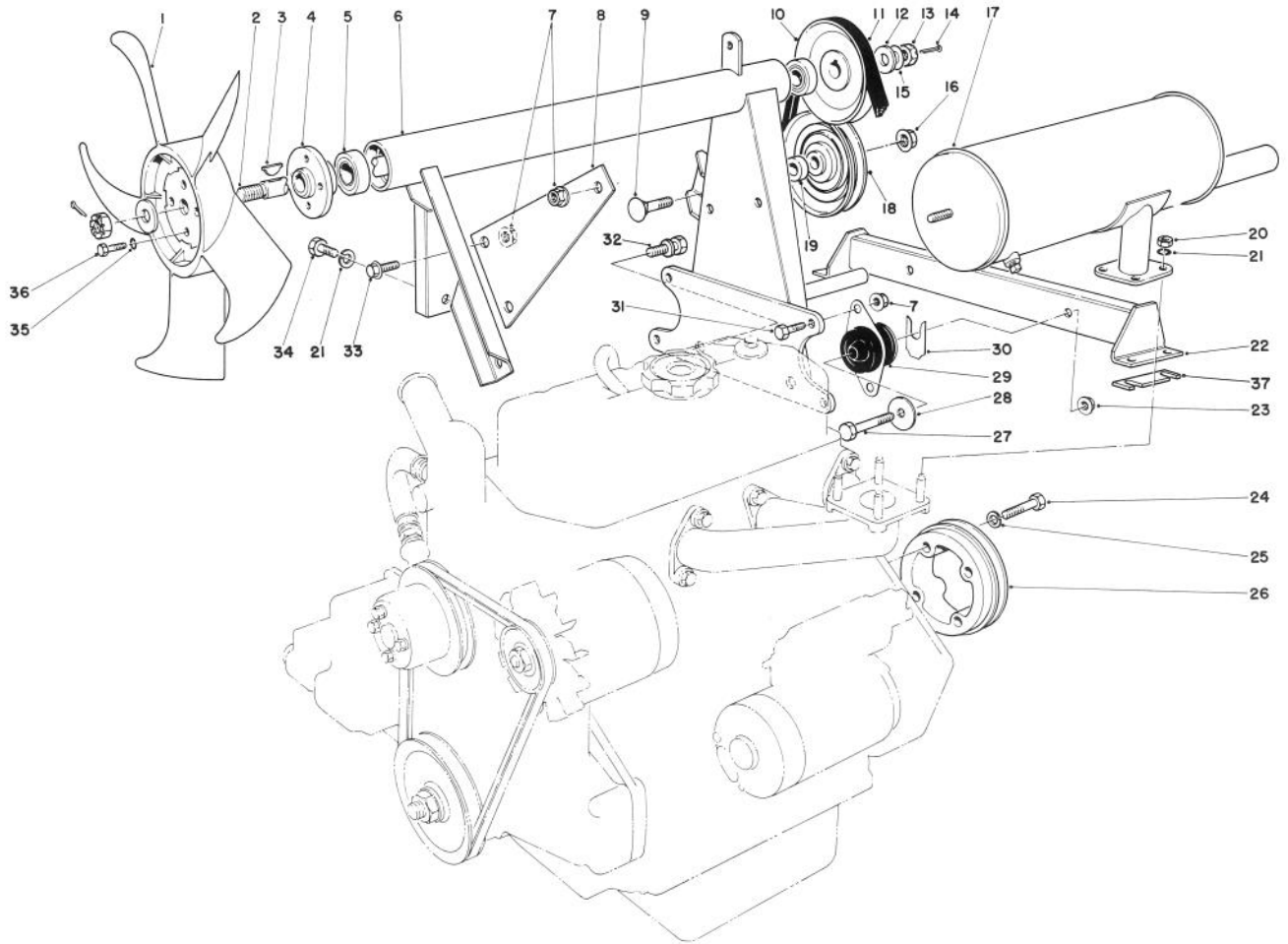


T-0429

## ENGINE ASSEMBLY (Continued)

| Ref. No. | Part No. | Description    | No. Used |
|----------|----------|----------------|----------|
| 54       | 43-3760  | Lever Throttle | 1        |
| 55       | 47-7420  | Hose           | 1        |
| 56       | 43-4230  | Hose           | 1        |
| 57       | 32153-2  | Nut - Lock     | 1        |

| Ref. No. | Part No. | Description           | No. Used |
|----------|----------|-----------------------|----------|
| 58       | 63-1400  | Belt Guide            | 1        |
| 59       | 3290-224 | Washer - Lock         | 1        |
| 60       | 3234-18  | Screw - Cap, Hex. Hd. | 1        |



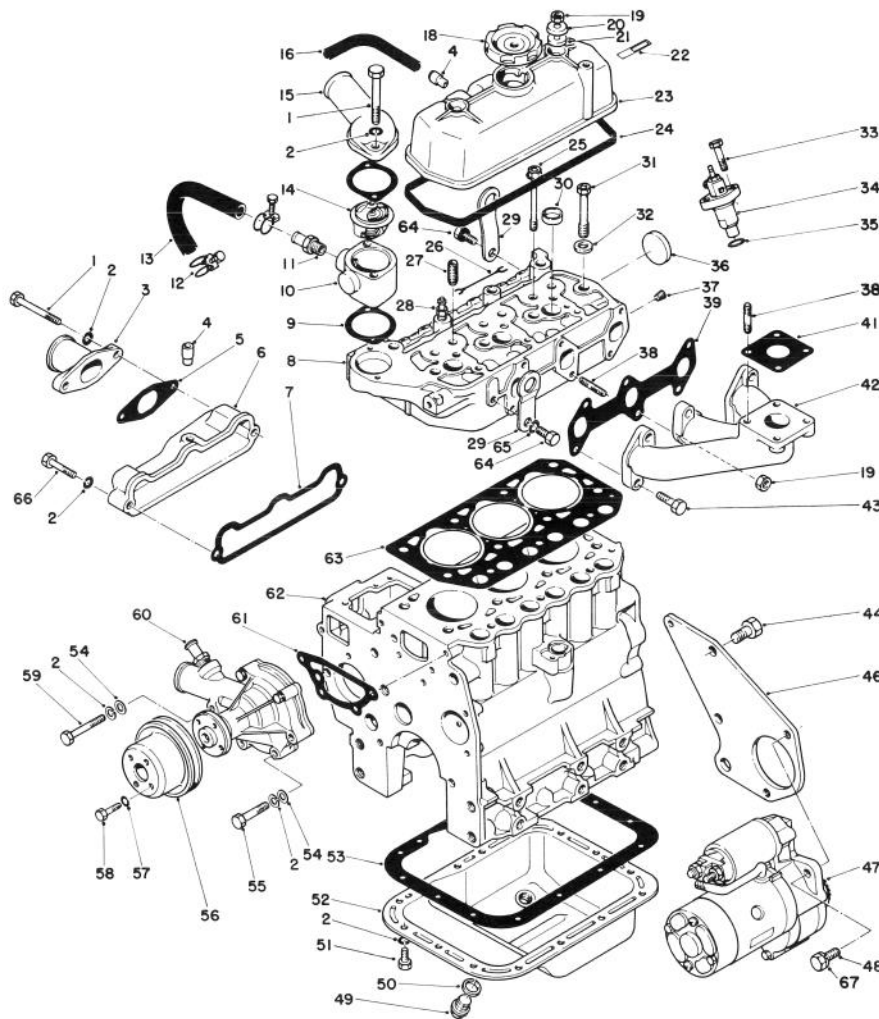
T-0430

## ENGINE ASSEMBLY (Continued)

| Ref. No. | Part No. | Description        | No. Used |
|----------|----------|--------------------|----------|
| 1        | 43-1910  | Fan - Cooling      | 1        |
| 2        | 43-3690  | Fan - Shaft        | 1        |
| 3        | 3257-30  | Key - Woodruff     | 2        |
| 4        | 43-3700  | Hub-Fan            | 1        |
| 5        | 38-7820  | Bearing            | 2        |
| 6        | 53-9750  | Fan Mount          | 1        |
| 7        | 3290-357 | Nut - Lock, Flange | 8        |
| 8        | 43-3870  | Support - Muffler  | 1        |
| 9        | 3233-14  | Bolt - Carriage    | 1        |
| 10       | 43-3880  | Pulley             | 1        |
| 11       | 43-5910  | V-Belt             | 1        |
| 12       | 29-8910  | Washer             | 2        |
| 13       | 32136-3  | Nut - Hex. Slotted | 2        |
| 14       | 3272-16  | Cotter Pin         | 2        |
| 15       | 3-6803   | Washer             | A/R      |
| 16       | 32128-23 | Nut - Lock, Flange | 1        |
| 17       | 43-3850  | Muffler            | 1        |
| 18       | 66-5310  | Idler Pulley       | 1        |
| 19       | 66-5320  | Spacer             | 1        |
| 20       | 42-9580  | Nut                | 4        |

| Ref. No. | Part No. | Description           | No. Used |
|----------|----------|-----------------------|----------|
| 21       | 3253-4   | Washer - Lock         | 5        |
| 22       | 68-9150  | Engine Mount          | 1        |
| 23       | 32128-37 | Nut - Lock, Flange    | 2        |
| 24       | 43-3200  | Screw - Cap, Hex. Hd. | 4        |
| 25       | 42-9600  | Washer - Lock         | 4        |
| 26       | 43-3530  | Pulley Flywheel       | 1        |
| 27       | 324-11   | Screw - Cap, Hex. Hd. | 2        |
| 28       | 53-9480  | Washer                | 2        |
| 29       | 53-9680  | Engine Mount - Rubber | 2        |
| 30       | 42-6080  | Shim                  | A/R      |
| 31       | 3234-11  | Screw - Cap, Hex. Hd. | 4        |
| 32       | 66-7030  | Screw - Cap, w/Washer | 2        |
| 33       | 3234-12  | Screw - Lock, Flange  | 2        |
| 34       | 42-9230  | Screw - Cap, Hex. Hd. | 1        |
| 35       | 3253-3   | Washer - Lock         | 4        |
| 36       | 321-3    | Screw - Cap, Hex. Hd. | 4        |
| 37       | 68-9110  | Shim                  | A/R      |
| *        | 68-9111  | Shim                  | A/R      |
| *        | 68-9112  | Shim                  | A/R      |

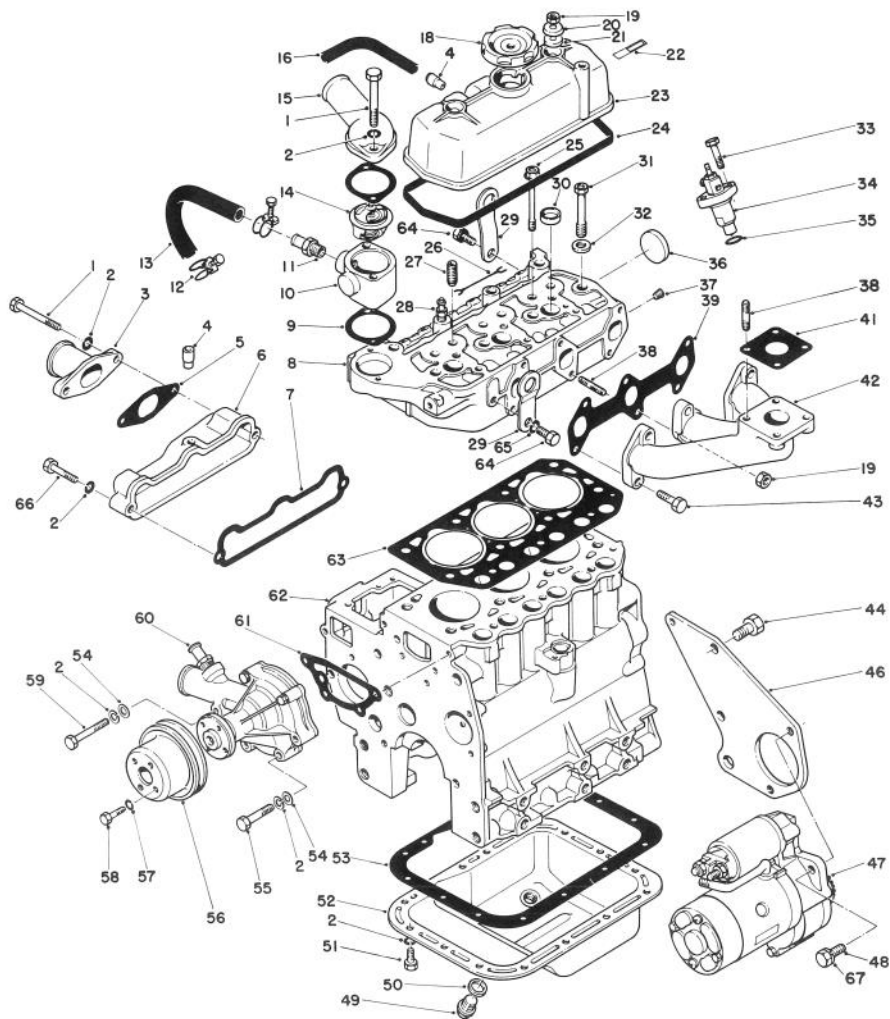
\*Not Illustrated



T-0431

## ENGINE ASSEMBLY (Continued)

| Ref. No. | Part No. | Description                    | No. Used | Ref. No. | Part No. | Description                    | No. Used |
|----------|----------|--------------------------------|----------|----------|----------|--------------------------------|----------|
| 1        | 42-9310  | Screw - Cp, Hex. Hd.           | 4        | 26       | 42-9180  | Wire - Glow Plug Lead          | 2        |
| 2        | 42-9850  | Washer - Lock                  | 24       | 27       | 42-7460  | Guide - Valve                  | 6        |
| 3        | 42-9150  | Pipe Inlet                     | 1        | 28       | 42-7480  | Glow Plug                      | 3        |
| 4        | 42-7510  | Pipe                           | 2        | 29       | 42-7440  | Hanger - Engine                | 2        |
| 5        | 42-9160  | Gasket - Inlet Pipe            | 1        | 30       | 42-7080  | Cap - Sealing (25)             | 3        |
| 6        | 42-9120  | Intake Manifold Assembly       | 1        | 31       | 42-9320  | Bolt - Cylinder Head (12 x 98) | 8        |
| 7        | 42-9140  | Gasket - Intake Manifold       | 1        | 32       | 42-9790  | Washer - Head Bolt             | 8        |
| 8        | 72-4290  | Head Assembl - Cylinder        | 1        | 33       | 42-9390  | Bolt (8 x 32)                  | 6        |
| 9        | 42-7550  | Gasket                         | 2        | 34       | 44-8070  | Nozzle & Holder Assembly       | 3        |
| 10       | 43-1790  | Fitting - Thermostat           | 1        | 35       | 42-8120  | Gasket - Nozzle Holder         | 3        |
| 11       | 42-7740  | Nipple - Hose                  | 1        | 36       | 42-7090  | Cap - Sealing (45)             | 1        |
| 12       | 43-3140  | Clamp - Hose                   | 2        | 37       | 42-7410  | Plug - Taper 1/8               | 1        |
| 13       | 43-3130  | Hose - Water (Incl. Ref. #12)  | 1        | 38       | 42-9570  | Stud (8 x 25)                  | 5        |
| 14       | 43-1780  | Thermostat                     | 1        | 39       | 42-9170  | Gasket - Exhaust Manifold      | 1        |
| 15       | 42-7540  | Fitting - Water Outlet         | 1        | 41       | 42-9110  | Gasket                         | 1        |
| 16       | 42-7430  | Pipe - Air Breather            | 1        | 42       | 43-1870  | Manifold - Exhaust             | 1        |
| 18       | 42-7420  | Cap - Oil Filter               | 1        | 43       | 42-9520  | Screw - Cap (8 x 30)           | 5        |
| 19       | 42-9580  | Nut (8)                        | 3        | 44       | 42-9240  | Screw - Cap (12 x 28)          | 3        |
| 20       | 42-9800  | Washer                         | 2        | 46       | 43-1770  | Plate - Rear                   | 1        |
| 21       | 42-7490  | Seal - Oil                     | 2        | 47       | 46-7610  | Starter Assembly               | 1        |
| 22       | 42-7530  | Label - Engine No.             | 1        | 48       | 43-0090  | Screw - Cap (10 x 25)          | 2        |
| 23       | 42-7500  | Cover Assembly - Rocker        | 1        | 49       | 42-9260  | Plug - Oil Drain               | 1        |
| 24       | 42-7520  | Gasket - Rocker Cover          | 1        | 50       | 42-7290  | Gasket - Oil Drain Plug (18)   | 1        |
| 25       | 42-9330  | Bolt - Cylinder Head (10 x 90) | 3        | 51       | 42-9230  | Screw - Cap (8 x 16)           | 15       |



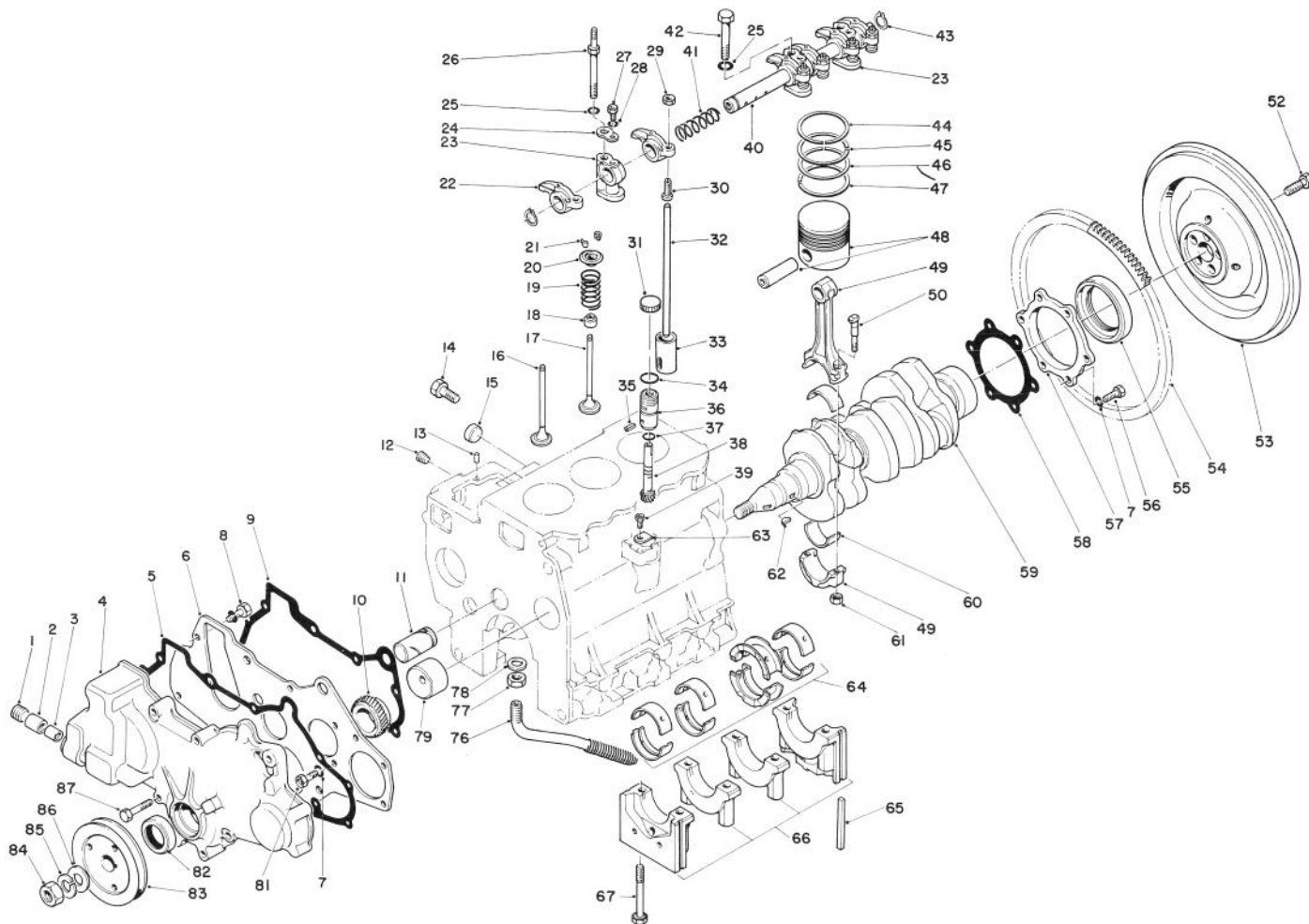
T-0431

## ENGINE ASSEMBLY (Continued)

| Ref. No. | Part No. | Description                              | No. Used | Ref. No. | Part No. | Description              | No. Used |
|----------|----------|--|----------|----------|----------|--------------------------|----------|
| 52       | 42-7280  | Oil Pan Assembly<br>(Inc. Ref. #49 & 50) | 1        | 60       | 42-9080  | Water Pump Assembly      | 1        |
| 53       | 42-7300  | Gasket - Oil Pan                         | 1        | 61       | 42-9090  | Gasket - Water Pump      | 1        |
| 54       | 42-9660  | Washer - Plain (8)                       | 4        | 62       | 48-2020  | Cylinder Block Sub Assy. | 1        |
| 55       | 42-9500  | Screw - Cap (8 x 45)                     | 3        | 63       | 42-7470  | Gasket - Cylinder Head   | 1        |
| 56       | 42-9070  | Pulley - Water Pump                      | 1        | 64       | 42-9300  | Screw -Cap (10 x 20)     | 2        |
| 57       | 43-5930  | Washer - Lock                            | 4        | 65       | 42-9600  | Washer - Lock            | 2        |
| 58       | 42-9490  | Screw - Cap (6 x 12)                     | 4        | 66       | 42-9530  | Screw - Cap (8 x 40)     | 1        |
| 59       | 42-9510  | Screw - Cap (8 x 60)                     | 1        | 67       | 42-9600  | Washer - Lock            | 2        |
|          |          |  |          | *        | 42-9200  | Complete Gasket Set      | 1        |

\*Not Illustrated





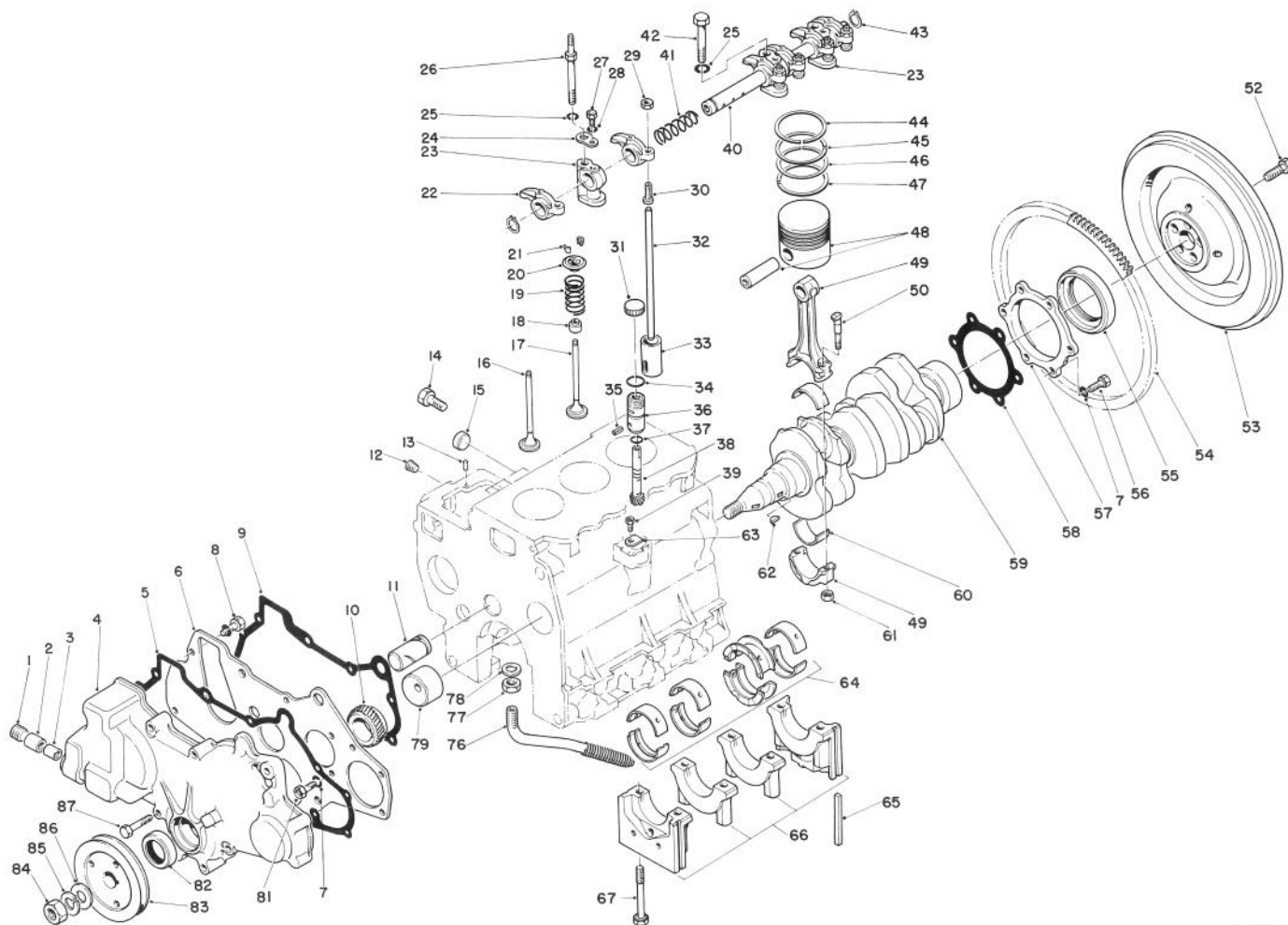
T-0432

## ENGINE ASSEMBLY (Continued)

| Ref. No. | Part No. | Description             | No. Used | Ref. No. | Part No. | Description                                 | No. Used |
|----------|----------|-------------------------|----------|----------|----------|---|----------|
| 1        | 42-7400  | Plug - Taper            | 1        | 30       | 42-7980  | Screw - Adjusting                           | 6        |
| 2        | 42-7320  | Bearing - Needle        | 1        | 31       | 49-7990  | Cap - Shipping                              | 1        |
| 3        | 42-7310  | Bearing - Needle        | 1        | 32       | 42-7920  | Rod - Push                                  | 6        |
| 4        | 42-7330  | Case - Gear             | 1        | 33       | 42-7890  | Tappet                                      | 6        |
| 5        | 42-7340  | Gasket - Gear Case      | 1        | 34       | 42-9010  | O-Ring                                      | 1        |
| 6        | 62-3740  | Plate - Front           | 1        | 35       | 42-8970  | Pin - Spring                                | 1        |
| 7        | 42-9850  | Washer - Lock           | 11       | 36       | 42-8980  | Sleeve - Gear                               | 1        |
| 8        | 62-3730  | Screw - Cap, w/Washer   | 2        | 37       | 42-8990  | O-Ring                                      | 1        |
| 9        | 42-7150  | Gasket - Front Plate    | 1        | †38      |          | Gear - Driven                               | 1        |
| 10       | 42-7700  | Gear - Crankshaft       | 1        | 39       | 42-9440  | Screw - Cap, Hex. Hd.                       | 1        |
| 11       | 42-7110  | Shaft - Idler           | 1        | 40       | 42-7960  | Shaft Assembly - Rocker                     | 1        |
| 12       | 42-7210  | Plug - Taper            | 3        | 41       | 42-7930  | Spring - Rocker Shaft L.H.                  | 1        |
| 13       | 42-7030  | Pin - Dowel             | 2        | 42       | 42-9370  | Screw - Cap, Hex. Hd.                       | 1        |
| 14       | 42-9250  | Screw - Cap, Hex. Hd.   | 4        | 43       | 42-7990  | Ring - Snap                                 | 2        |
| 15       | 42-7080  | Cap - Sealing           | 2        | 44       | 72-4200  | Ring - Set - Piston Std.                    | 3        |
| 16       | 42-7900  | Valve - Intake          | 3        | 45       | 72-4210  | Ring Set - Piston<br>0.25 (.010 in.) 0.5.   | 3        |
| 17       | 42-7910  | Valve - Exhaust         | 3        | 46       | 72-4220  | Ring Set - Piston<br>0.50 (.020 in.) 0.5.   | 3        |
| 18       | 42-7870  | Seal - Valve Stem       | 6        | 47       | 72-4230  | Ring Set - Piston<br>0.75 (.030 in.) 0.5.   | 3        |
| 19       | 42-7880  | Spring - Valve          | 6        | 48       | 72-4240  | Piston & Piston Pin Std.                    | 3        |
| 20       | 42-7850  | Retainer - Valve Spring | 6        | *        | 72-4250  | Piston & Piston Pin<br>0.25 (.010 in.) 0.5. | 3        |
| 21       | 42-7860  | Lock - Spring Retainer  | 12       | *        | 72-4260  | Piston & Piston Pin<br>0.50 (.020 in.) 0.5. | 3        |
| 22       | 42-7940  | Arm - Rocker            | 6        | *        | 72-4270  | Piston & Piston Pin<br>0.75 (.030 in.) 0.5. | 3        |
| 23       | 42-7970  | Stay - Rocker           | 3        |          |          |   |          |
| 24       | 42-7950  | Washer - Seat           | 2        |          |          |   |          |
| 25       | 42-9600  | Washer - Spring         | 3        |          |          |   |          |
| 26       | 42-9360  | Bolt                    | 2        |          |          |   |          |
| 27       | 42-9350  | Screw - Cap, Hex. Hd.   | 2        |          |          |   |          |
| 28       | 43-5930  | Washer - Lock           | 2        |          |          |   |          |
| 29       | 42-9620  | Nut - Jam               | 6        |          |          |   |          |

\*Not Illustrated

34 †Not Serviced Separately



T-0432

## ENGINE ASSEMBLY (Continued)

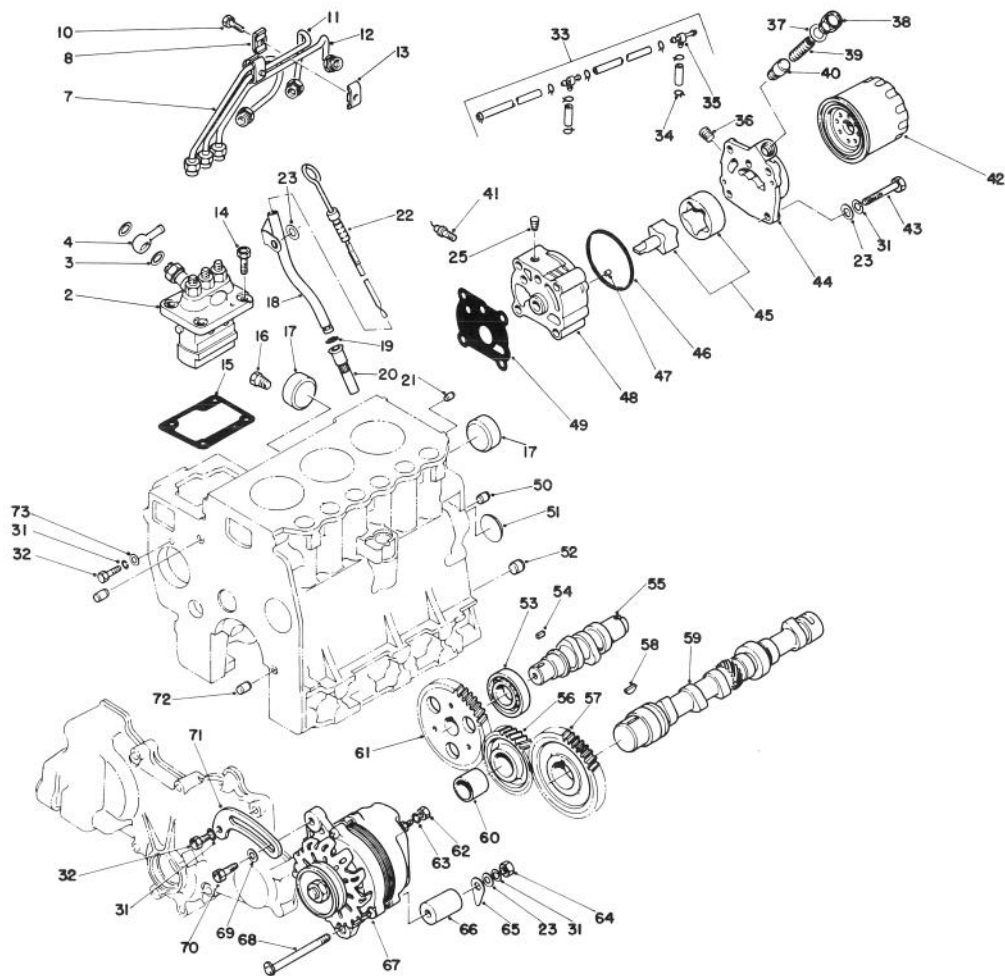
| Ref. No. | Part No. | Description             | No. Used |
|----------|----------|-------------------------|----------|
| 49       | 42-7650  | Connecting Rod Assembly | 3        |
| 50       | 42-9470  | Bolt - Connecting Rod   | 6        |
| 52       | 54-8670  | Bolt - Flywheel         | 5        |
| 53       | 43-1800  | Flywheel                | 1        |
|          |          | (Incl. Ref. #54)        |          |
| 54       | 43-1810  | Gear - Ring             | 1        |
| 55       | 42-7060  | Seal - Oil              | 1        |
| 56       | 42-9220  | Screw - Cap, Hex. Hd.   | 6        |
| 57       | 42-7120  | Case - Oil Seal         | 1        |
| 58       | 42-7130  | Gasket - Oil Seal       | 1        |
| 59       | 42-7710  | Crankshaft              | 1        |
| 60       | 42-7660  | Bearing Set             |          |
|          |          | Connecting Rod Std.     | 3        |
| *        | 42-7670  | Bearing Set             |          |
|          |          | Connecting Rod          |          |
|          |          | 0.25 (.010 in.) U.S.    | 3        |
| *        | 42-7680  | Bearing Set             |          |
|          |          | Connecting Rod          |          |
|          |          | 0.50 (.020 in.) U.S.    | 3        |
| *        | 42-7690  | Bearing Set             |          |
|          |          | Connecting Rod          |          |
|          |          | 0.75 (.030 in.) U.S.    | 3        |
| 61       | 42-9590  | Nut - Connecting Rod    | 6        |
| 62       | 42-7730  | Key - Woodruff          | 2        |
| 63       | 42-9020  | Plate - Locking         | 1        |

| Ref. No. | Part No. | Description               | No. Used |
|----------|----------|---------------------------|----------|
| 64       | 42-7230  | Bearing Set               |          |
|          |          | Crankshaft Std.           | 1        |
| *        | 42-7240  | Bearing Set - Crankshaft  |          |
|          |          | 0.25 (.010 in.) U.S.      | 1        |
| *        | 42-7250  | Bearing Set - Crankshaft  |          |
|          |          | 0.50 (.020 in.) U.S.      | 1        |
| *        | 42-7260  | Bearing Set - Crankshaft  |          |
|          |          | 0.75 (.030 in.) U.S.      | 1        |
| 65       | 42-7040  | Seal - Side               | 4        |
| †66      |          | Bearing Cap Assembly      | 1        |
| 67       | 42-9210  | Bolt - Bearing Cap        | 8        |
| 76       | 48-2010  | Screen - Assembly Oil     | 1        |
| 77       | 48-1990  | Nut - Jam                 | 1        |
| 78       | 48-1980  | Gasket                    | 1        |
| 79       | 42-7100  | Bushing - Camshaft        | 1        |
| 81       | 42-9230  | Screw - Cap, Hex. Hd.     | 3        |
| 82       | 42-7390  | Seal - Oil                | 1        |
| 83       | 42-7720  | Pulley - Crankshaft       | 1        |
| 84       | 43-6470  | Nut                       | 1        |
| 85       | 42-9860  | Washer - Spring           | 1        |
| 86       | 42-9810  | Washer - Flat             | 1        |
| 87       | 42-9500  | Screw - Cap, Hex. Hd.     | 8        |
| *        | 42-8960  | Driven Unit - Speedometer |          |
|          |          | (Incl. Ref. #34-38)       | 1        |

\*Not Illustrated

†Not Available



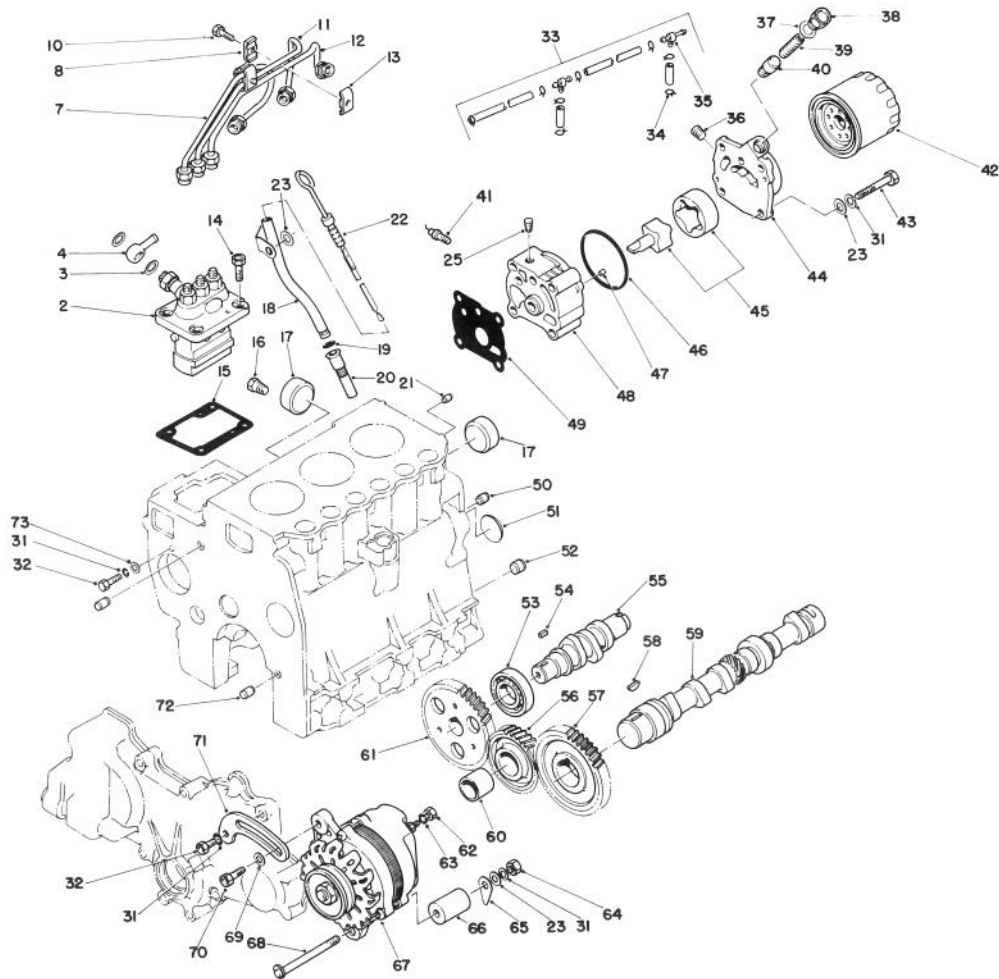


T-0433

## ENGINE ASSEMBLY (Continued)

| Ref. No. | Part No. | Description                            | No. Used | Ref. No. | Part No. | Description                | No. Used |
|----------|----------|--|----------|----------|----------|----------------------------|----------|
| 2        | 42-8000  | Pump Assy. - Fuel Injection            | 1        | 20       | 43-2900  | Retainer - Oil Level Guide | 1        |
| 3        | 42-9830  | Washer - Seal                          | 2        | 21       | 42-71 60 | Pin - Dowel                | 1        |
| 4        | 42-8100  | Collar - Union                         | 1        | 22       | 42-7270  | Gauge Assembly - Oil Level | 1        |
| 7        | 42-8130  | Pipe Assy. - Fuel Injection<br>(No. 1) | 1        | 23       | 42-9660  | Washer - Flat              | 6        |
| 8        | 42-8160  | Clamp                                  | 2        | 25       | 42-7410  | Plug - Taper               | 1        |
| 10       | 43-2600  | Capscrew                               | 2        | 31       | 42-9850  | Washer - Lock              | 7        |
| 11       | 42-8140  | Pipe Assy. - Fuel Injection<br>(No. 2) | 1        | 32       | 42-9230  | Screw - Cap, Hex. Hd.      | 2        |
| 12       | 42-8150  | Pipe Assy. - Fuel Injection<br>(No.3)  | 1        | 33       | 42-8180  | Fuel Return Pipe Assembly  | 1        |
| 13       | 42-8170  | Clamp                                  | 2        | 34       | 2412-79  | Clamp - Hose               | 8        |
| 14       | 43-0110  | Screw - Cap, Hex. Hd.                  | 4        | 35       | 42-8190  | Joint                      | 2        |
| 15       | 42-8010  | Shim - 0.2 (.008 in.)                  | A/R      | 36       | 42-7210  | Plug - Taper               | 1        |
| *        | 42-8020  | Shim - 0.3 (.012 in.)                  | A/R      | 37       | 42-8880  | Gasket                     | 1        |
| *        | 42-8030  | Shim - 0.4 (.016 in.)                  | A/R      | 38       | 42-8870  | Plug                       | 1        |
| *        | 42-8040  | Shim - 0.5 (.020 in.)                  | A/R      | 39       | 42-8930  | Spring - Relief            | 1        |
| *        | 42-8050  | Shim - 0.6 (.024 in.)                  | A/R      | 40       | 42-8860  | Plunger - Relief           | 1        |
| *        | 42-8060  | Shim - 0.7 (.028 in.)                  | A/R      | 41       | 42-9060  | Oil Pressure Switch Assy.  | 1        |
| *        | 42-8070  | Shim - 0.8 (.032 in.)                  | A/R      | 42       | 42-9030  | Filter Assembly - Oil      | 1        |
| *        | 42-8080  | Shim - 0.9 (.036 in.)                  | A/R      | 43       | 42-9480  | Screw - Cap, Hex. Hd.      | 4        |
| *        | 42-8090  | Shim - 1.0 (.039 in.)                  | A/R      | 44       | 42-8920  | Cover - Oil Pump           | 1        |
| 16       | 281-1    | Plug - Taper                           | 1        | 45       | 42-8910  | Rotor Assembly - Oil Pump  | 1        |
| 17       | 42-7090  | Cap - Sealing                          | 2        | 46       | 42-8940  | O-Ring                     | 1        |
| 18       | 42-7050  | Guide - Oil Level Gauge                | 1        | 47       | 42-7030  | Pin - Dowel                | 2        |
| 19       | 43-2710  | O-Ring                                 | 1        | 48       | 42-8900  | Body - Oil Pump            | 1        |
|          |          |  |          | 49       | 42-8950  | Gasket - Oil Pump Body     | 1        |
|          |          |  |          | 50       | 42-7180  | Bushing - Knock            | 2        |
|          |          |  |          | 51       | 42-7170  | Plug - Expansion           | 1        |

\*Not Illustrated

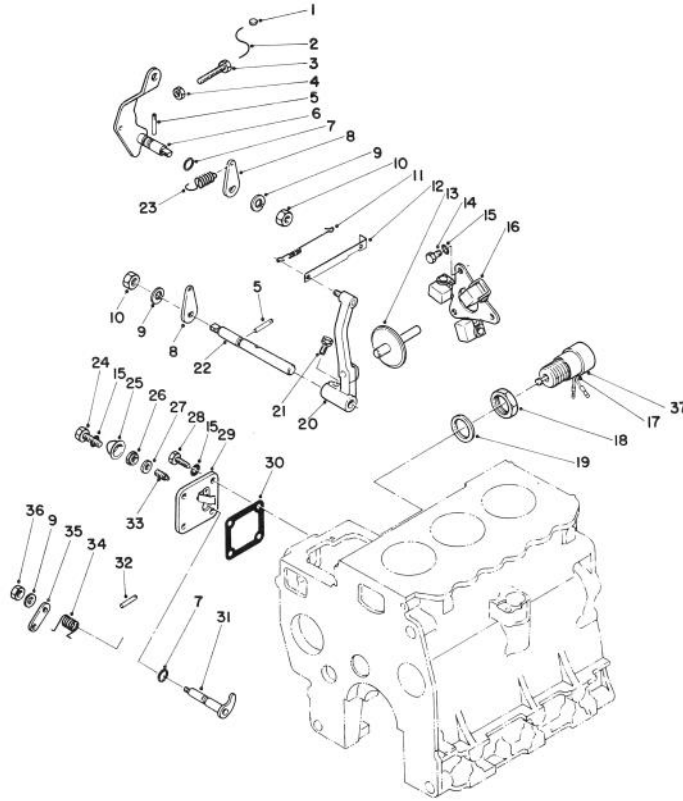


T-0433

## ENGINE ASSEMBLY (Continued)

| Ref. No. | Part No. | Description                | No. Used | Ref. No. | Part No. | Description                                     | No. Used |
|----------|----------|----------------------------|----------|----------|----------|---|----------|
| 52       | 42-7200  | Bushing - Knock            | 1        | 65       | 43-0370  | Shim  | AIR      |
| 53       | 42-7820  | Bearing - Ball             | 1        | 66       | 43-0380  | Spacer  | 1        |
| 54       | 42-7840  | Key - Sunk                 | 1        | 67       | 43-0390  | Alternator<br>(Model AH2035M4)                  | 1        |
| 55       | 42-7810  | Shaft - Injection Pump Cam | 1        | 68       | 43-1900  | Screw - Cap, Hex. Hd.                           | 1        |
| 56       | 42-7790  | Idler Gear Assembly        | 1        | 69       | 54-8660  | Washer  | 1        |
| 57       | 42-7780  | Gear - Camshaft            | 1        | 70       | 54-8650  | Screw - Cap, Flange Hd.                         | 1        |
| 58       | 42-7730  | Key - Woodruff             | 1        | 71       | 43-0400  | Brace - Alternator                              | 1        |
| 59       | 72-4280  | Camshaft                   | 1        | 72       | 42-7190  | Bushing - Knock                                 | 2        |
| 60       |          | Bushing - Idler Gear       | 1        | 73       | 42-9820  | Washer  | 1        |
| 61       | 42-7830  | Gear - Injection Pump Cam  | 1        | *        | 42-8850  | Oil Pump Assembly<br>(Incl. Ref. 36-40 & 44-48) | 1        |
| 62       | 43-5970  | Nut                        | 1        |          |          |   |          |
| 63       | 43-5920  | Washer - Lock              | 1        |          |          |   |          |
| 64       | 42-9580  | Nut                        | 1        |          |          |   |          |

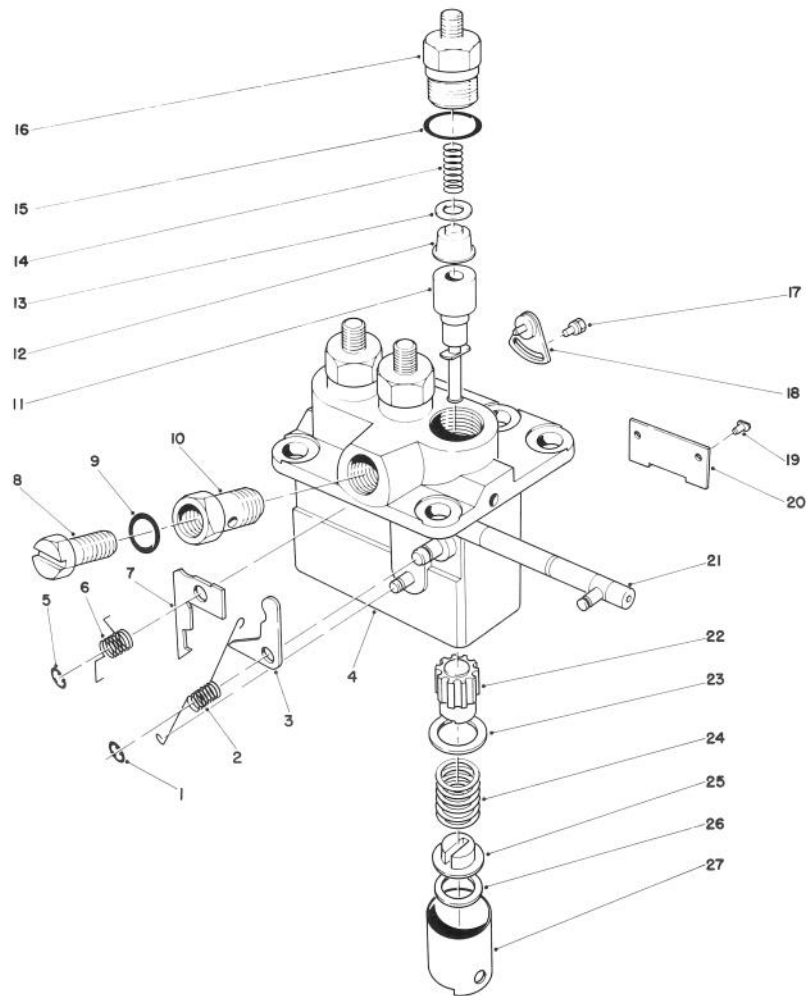
\*Not Illustrated



T-0434

## ENGINE ASSEMBLY (Continued)

| Ref. No. | Part No. | Description                | No. Used | Ref. No. | Part No. | Description                                 | No. Used |
|----------|----------|----------------------------|----------|----------|----------|---|----------|
| 1        | 42-8690  | Metal - Sealing            | 1        | 20       | 42-8730  | Governor Lever Assembly                     | 1        |
| 2        | 42-8700  | Wire                       | 1        | 21       | 42-9450  | Bolt/Washer - Assembled                     | 1        |
| 3        | 42-9420  | Bolt - High Speed Set      | 1        | 22       | 42-8760  | Governor Shaft                              | 1        |
| 4        | 43-2830  | Nut                        | 1        | 23       | 42-8820  | Governor Spring                             | 1        |
| 5        | 42-8810  | Pin - Grooved              | 2        | 24       | 43-2800  | Screw - Cap, Hex. Hd.                       | 1        |
| 6        | 42-8780  | Speed Control Lever Assy.  | 1        | 25       | 43-2820  | Sealing Cap                                 | 1        |
| 7        | 42-8830  | O-Ring                     | 2        | 26       | 43-5960  | Nut - Special                               | 1        |
| 8        | 42-8770  | Lever - Governor Spring    | 2        | 27       | 43-3120  | Washer - Seal                               | 1        |
| 9        | 42-9850  | Washer - Lock              | 2        | 28       | 42-9400  | Screw - Cap, Hex. Hd.                       | 3        |
| 10       | 42-9580  | Nut - Jam                  | 2        | 29       | 42-8790  | Cover Assembly<br>(Incl. Ref. #25, 27 & 33) | 1        |
| 11       | 42-8740  | Spring - Tie Rod           | 1        | 30       | 42-8800  | Gasket Cover                                | 1        |
| 12       | 42-8750  | Tie Rod                    | 1        | 31       | 44-8090  | Lever Assembly Stop                         | 1        |
| 13       | 42-8720  | Sliding Shaft Assembly     | 1        | 32       | 42-8810  | Pin - Grooved                               | 1        |
| 14       | 42-9430  | Screw - Cap, Hex. Hd.      | 3        | 33       | 43-3160  | Screw - Adjusting                           | 1        |
| 15       | 43-5930  | Washer - Lock              | 7        | 34       | 44-8100  | Spring Return                               | 1        |
| 16       | 42-8710  | Weight Assembly - Governor | 1        | 35       | 43-2770  | Lever - Stop                                | 1        |
| 17       | 43-2730  | Solenoid - Tubular         | 1        | 36       | 42-9640  | Nut - Jam                                   | 1        |
| 18       | 43-2750  | Nut                        | 1        | 37       | 62-6940  | Cap   | 1        |
| 19       | 43-2740  | Gasket                     | 1        |          |          |   |          |



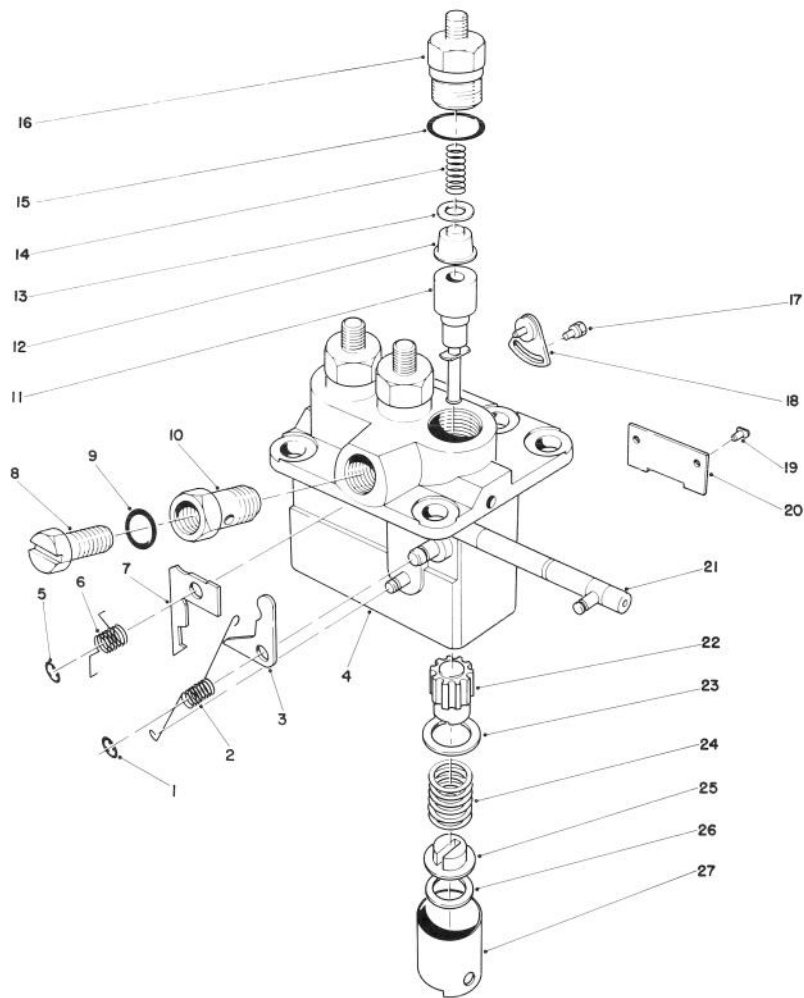
T-0435

## FUEL INJECTION PUMP ASSEMBLY NO. 42-8000

| Ref. No. | Part No. | Description                             | No. Used |
|----------|----------|---|----------|
| 1        | 43-3100  | E-Ring                                  | 1        |
| 2        | 43-3110  | Spring - Ungleich Set                   | 1        |
| 3        | 43-2910  | Plate - Ungleich Set<br>16.9 (.665 in.) | A/R      |
| *        | 43-2920  | Plate - Ungleich Set<br>16.8 (.661 in.) | A/R      |
| *        | 43-2930  | Plate - Ungleich Set<br>16.7 (.657 in.) | A/R      |
| *        | 43-2940  | Plate - Ungleich Set<br>16.6 (.654 in.) | A/R      |
| *        | 43-2950  | Plate - Ungleich Set<br>16.5 (.650 in.) | A/R      |
| 4        |          | Pump Housing Sub Assy.                  | 1        |
| 5        | 54-8780  | E-Ring                                  | 1        |
| 6        | 42-8460  | Spring Return                           | 1        |
| 7        | 43-3000  | Plate - Smoke Set<br>2.2 (.087 in.)     | A/R      |
| *        | 54-8700  | Plate - Smoke Set<br>2.3 (.091 in.)     | A/R      |
| *        | 43-3010  | Plate - Smoke Set<br>2.4 (.095 in.)     | A/R      |
| *        | 54-8710  | Plate - Smoke Set<br>2.5 (.098 in.)     | A/R      |
| *        | 43-3020  | Plate - Smoke Set<br>2.6 (.102 in.)     | A/R      |

| Ref. No. | Part No. | Description                         | No. Used |
|----------|----------|-------------------------------------|----------|
| *7       | 56-0960  | Plate - Smoke Set<br>2.7 (.106 in.) | A/R      |
| *        | 43-3030  | Plate - Smoke Set<br>2.8 (.110 in.) | A/R      |
| *        | 54-8730  | Plate - Smoke Set<br>2.9 (.114 in.) | A/R      |
| *        | 43-3040  | Plate - Smoke Set<br>3.0 (.118 in.) | A/R      |
| *        | 54-8740  | Plate - Smoke Set<br>3.1 (.122 in.) | A/R      |
| *        | 43-3050  | Plate - Smoke Set<br>3.2 (.126 in.) | A/R      |
| *        | 54-8750  | Plate - Smoke Set<br>3.3 (.130 in.) | A/R      |
| *        | 43-3060  | Plate - Smoke Set<br>3.4 (.134 in.) | A/R      |
| *        | 54-8760  | Plate - Smoke Set<br>3.5 (.138 in.) | A/R      |
| *        | 43-3070  | Plate - Smoke Set<br>3.6 (.142 in.) | A/R      |
| *        | 54-8770  | Plate - Smoke Set<br>3.7 (.146 in.) | A/R      |
| *        | 43-3080  | Plate - Smoke Set<br>3.8 (.150 in.) | A/R      |
| *        | 43-3090  | Plate - Smoke Set<br>4.0 (.157 in.) | A/R      |

\*Not Illustrated

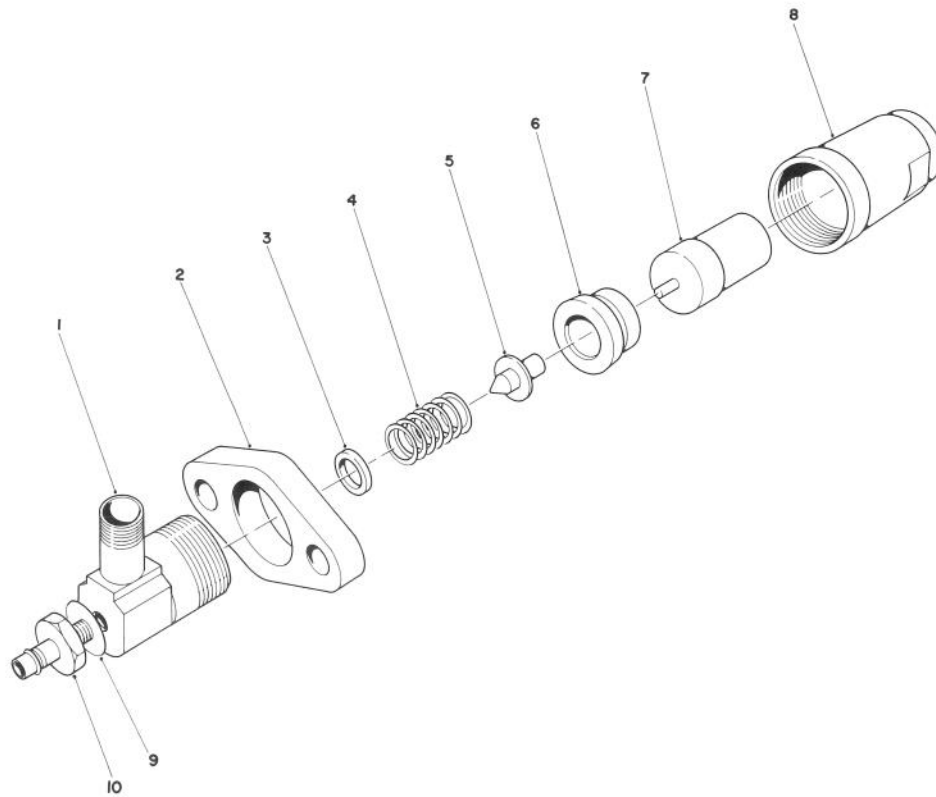


T-0435

## FUEL INJECTION PUMP ASSEMBLY NO. 42-8000 (Cont.)

| Ref. No. | Part No. | Description                | No. Used | Ref. No. | Part No. | Description                     | No. Used |
|----------|----------|----------------------------|----------|----------|----------|---------------------------------|----------|
| 8        | 42-8370  | Screw - Air Breather       | 1        | 26       | 42-8390  | Shim - Plate<br>0.6 (.0241 in.) | A/R      |
| 9        | 42-9770  | Washer                     | 1        | *        | 42-8400  | Shim - Plate<br>0.2 (.008 in.)  | A/R      |
| 10       | 42-8380  | Screw - Hollow             | 1        | *        | 42-8410  | Shim - Plate<br>0.3 (.0121 in.) | A/R      |
| 11       | 42-8260  | Element Sub Assembly       | 3        | *        | 42-8420  | Shim - Plate<br>0.4 (.016 in.)  | A/R      |
| 12       | 42-8250  | Delivery Valve Sub Assy.   | 3        | *        | 42-8430  | Shim - Plate<br>0.5 (.020 in.)  | A/R      |
| 13       | 42-8240  | Gasket - Delivery Valve    | 3        | *        | 42-8440  | Shim - Plate<br>0.25 (.010 in.) | A/R      |
| 14       | 42-8230  | Spring - Delivery Valve    | 3        | *        | 42-8450  | Shim - Plate<br>0.35 (.014 in.) | A/R      |
| 15       | 42-8330  | O-Ring                     | 3        | *        | 43-6240  | Shim - Plate<br>0.45 (.018 in.) | A/R      |
| 16       | 42-8220  | Holder - Delivery Valve    | 3        | *        | 54-8680  | Shim - Plate<br>0.55 (.022 in.) | A/R      |
| 17       | 43-3150  | Bolt/Washer Assembled      | 2        | *        | 54-8690  | Shim - Plate<br>0.65 (.026 in.) | A/R      |
| 18       | 42-8360  | Plate Assembly - Adjusting | 2        | 27       | 42-8300  | Tappet Sub Assembly             | 3        |
| 19       | 42-8340  | Pin - Tappet Guide         | 3        |          |          |                                 |          |
| 20       | 42-8350  | Plate                      | 1        |          |          |                                 |          |
| 21       | 42-8310  | Rack Assembly - Control    | 1        |          |          |                                 |          |
| 22       | 42-8270  | Sleeve - Plunger Control   | 3        |          |          |                                 |          |
| 23       | 42-8280  | Seat - Spring, Upper       | 3        |          |          |                                 |          |
| 24       | 42-8290  | Spring - Pump Plunger      | 3        |          |          |                                 |          |
| 25       | 42-8320  | Seat - Spring, Lower       | 3        |          |          |                                 |          |

\*Not Illustrated



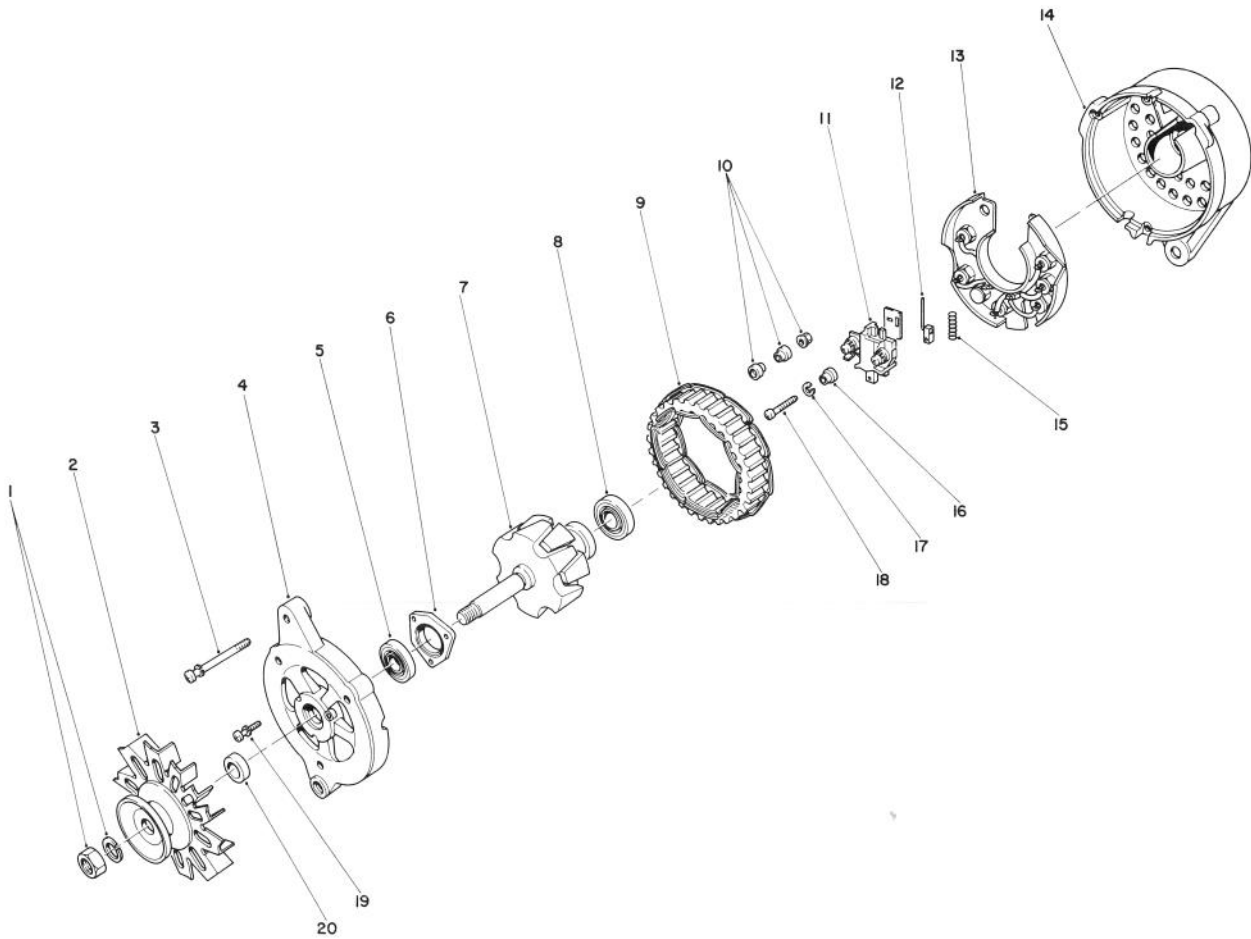
T-0436

## NOZZLE & HOLDER ASSEMBLY NO. 44-8070

| Ref. No. | Part No. | Description               | No. Used |
|----------|----------|---------------------------|----------|
| 1        | 44-8080  | Body                      | 3        |
| 2        | 42-8670  | Flange                    | 3        |
| 3        | 42-9680  | Washer<br>1.3 (.051 in.)  | A/R      |
| *        | 42-9690  | Washer<br>1.35 (.053 in.) | A/R      |
| *        | 42-9700  | Washer<br>1.4 (.055 in.)  | A/R      |
| *        | 42-9710  | Washer<br>0.9 (.035 in.)  | A/R      |
| *        | 42-9720  | Washer<br>1.0 (.039 in.)  | A/R      |

| Ref. No. | Part No. | Description              | No. Used |
|----------|----------|--------------------------|----------|
| *3       | 42-9730  | Washer<br>1.1 (.043 in.) | A/R      |
| *        | 42-9740  | Washer<br>1.2 (.047 in.) | A/R      |
| *        | 42-9750  | Washer<br>0.1 (.004 in.) | A/R      |
| 4        | 42-8630  | Spring - Pressure        | 3        |
| 5        | 42-8620  | Pin - Pressure           | 3        |
| 6        | 42-8660  | Piece - Distance         | 3        |
| 7        | 42-8680  | Nozzle Assembly          | 3        |
| 8        | 42-8650  | Nut - Retaining          | 3        |
| 9        | 42-9670  | Washer                   | 3        |
| 10       | 42-8640  | Nipple                   | 3        |

\*Not Illustrated



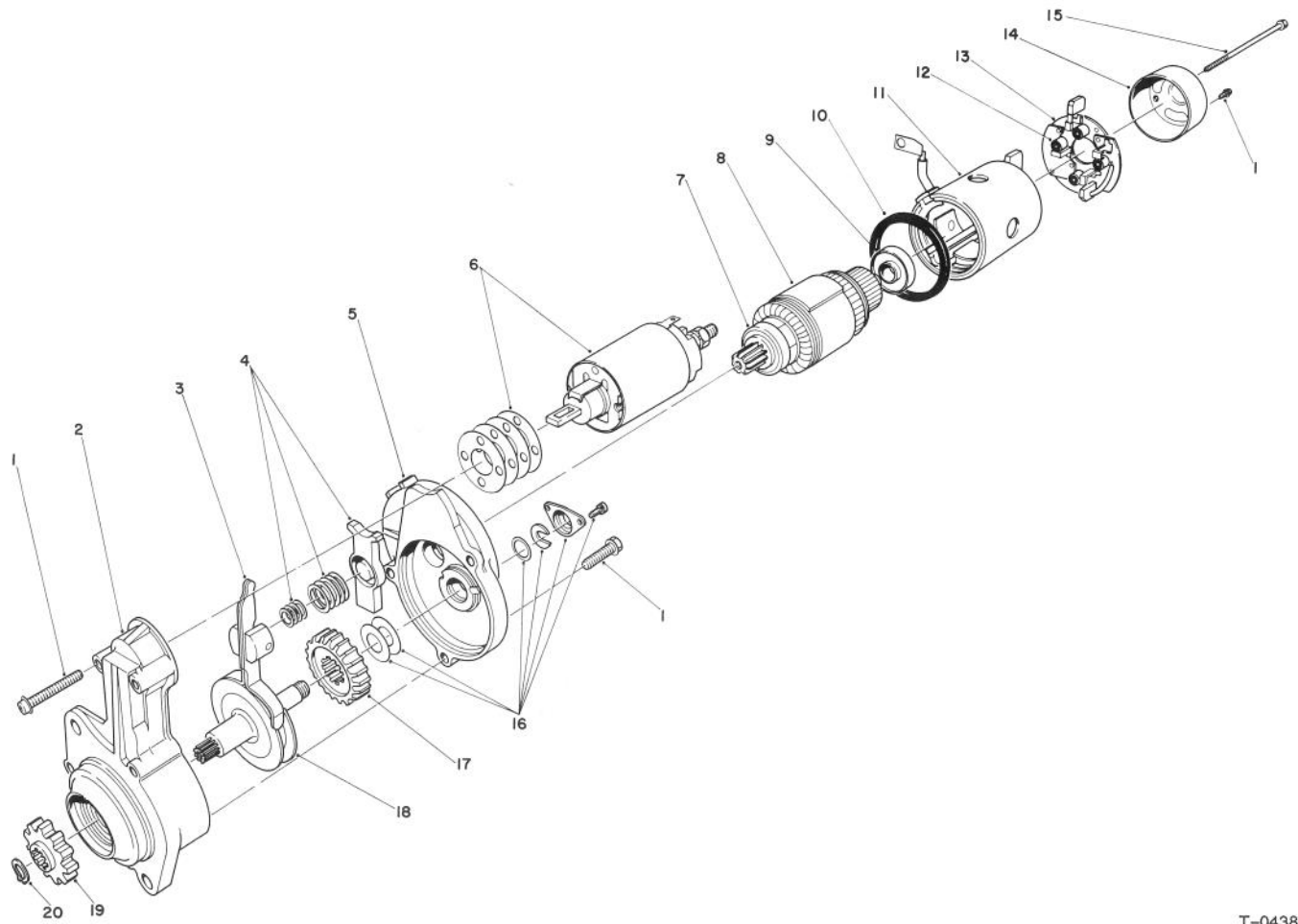
T-0437

## ALTERNATOR ASSEMBLY NO. 43-0390

| Ref. No. | Part No. | Description                                      | No. Used |
|----------|----------|--|----------|
| 1        | 43-1920  | Nut Set  | 1        |
| 2        | 43-0420  | Pulley Assembly<br>(Incl. Ref. #20)              | 1        |
| 3        | 43-0120  | Screw - Set                                      | 1        |
| 4        | 43-0430  | Bracket Assembly Front<br>(Incl. Ref. #5-6 & 19) | 1        |
| 5        | 43-0440  | Bearing - Front                                  | 1        |
| 6        |          | Plate - Ball Bearing Retainer                    | 1        |
| 7        | 43-0450  | Rotor Assembly<br>(Incl. Ref. #8)                | 1        |
| 8        | 43-0460  | Bearing - Rear                                   | 1        |
| 9        | 43-0470  | Stator   | 1        |
| 10       | 43-0080  | Nut - Set  | 1        |

| Ref. No. | Part No. | Description  | No. Used |
|----------|----------|--|----------|
| 11       | 43-0490  | Holder Assembly Brush<br>(Incl. Ref. #12 & 15)       | 1        |
| 12       | 43-0500  | Brush  | 2        |
| 13       | 43-0520  | Rectifier Assembly                                   | 1        |
| 14       | 43-0480  | Rear Bracket Assembly<br>(Incl. Ref. #10-13 & 15-18) | 1        |
| 15       | 43-0510  | Spring - Brush                                       | 1        |
| 16       | 43-2720  | Mold   | 1        |
| 17       | 43-5920  | Washer - Lock  | 1        |
| 18       | 43-1890  | Screw  | 1        |
| 19       | 43-0130  | Screw - Set  | 1        |
| 20       |          | Collar - Shaft                                       | 1        |





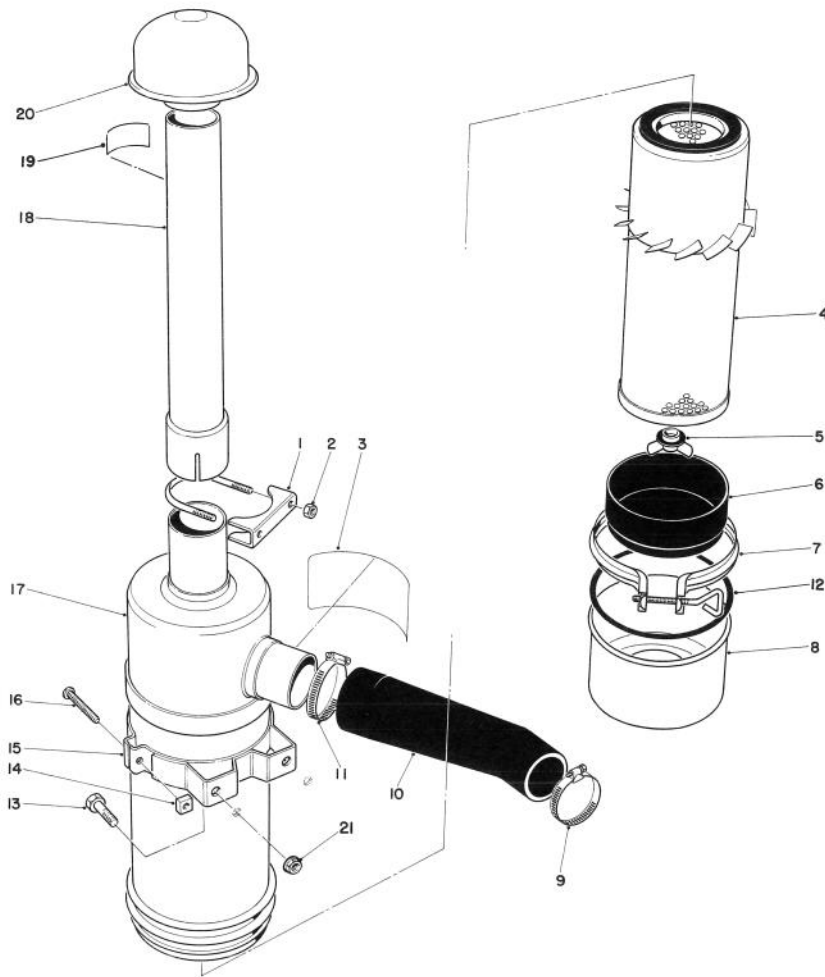
T-0438

## STARTER ASSEMBLY NO. 46-7610

| Ref. No. | Part No. | Description                         | No. Used |
|----------|----------|-------------------------------------|----------|
| 1        | 46-7620  | Screw - Set                         | 1        |
| 2        | 46-7630  | Bracket Assembly - Front            | 1        |
| 3        | 46-7540  | Lever Assembly                      | 1        |
| 4        | 43-0190  | Spring Set                          | 1        |
| 5        | 46-7650  | Bracket Assembly - Center           | 1        |
| 6        | 46-7660  | Switch Assembly                     | 1        |
| 7        | 46-7680  | Bearing - Front                     | 1        |
| 8        | 46-7670  | Armature Set<br>(Incl. Ref. #7 & 9) | 1        |
| 9        | 46-7690  | Bearing - Rear                      | 1        |
| 10       | 46-8050  | Packing                             | 1        |
| 11       | 46-7780  | Yoke Assembly                       | 1        |
| 12       | 46-8030  | Spring - Brush                      | 4        |

| Ref. No. | Part No. | Description                                    | No. Used |
|----------|----------|--|----------|
| 13       | 46-7790  | Brush Holder Assembly<br>(Incl. Ref. #12)      | 1        |
| 14       | 46-8040  | Bracket - Rear                                 | 1        |
| 15       | 46-7700  | Bolt Set                                       | 1        |
| 16       | 46-7770  | Cover Set                                      | 1        |
| 17       | 46-7760  | Gear   | 1        |
| 18       | 46-7750  | Shaft Assembly Pinion                          | 1        |
| 19       | 46-7720  | Pinion Set<br>(Incl. Ref. #20)                 | 1        |
| 20       | 46-7730  | Snap Ring                                      | 1        |
| *        | 46-7740  | Gear Set<br>(Incl. Ref. #17 & 18)              | 1        |
| *        | 46-7710  | Shaft Assembly - Clutch<br>(Incl. Ref. #16-20) | 1        |

\*Not Illustrated

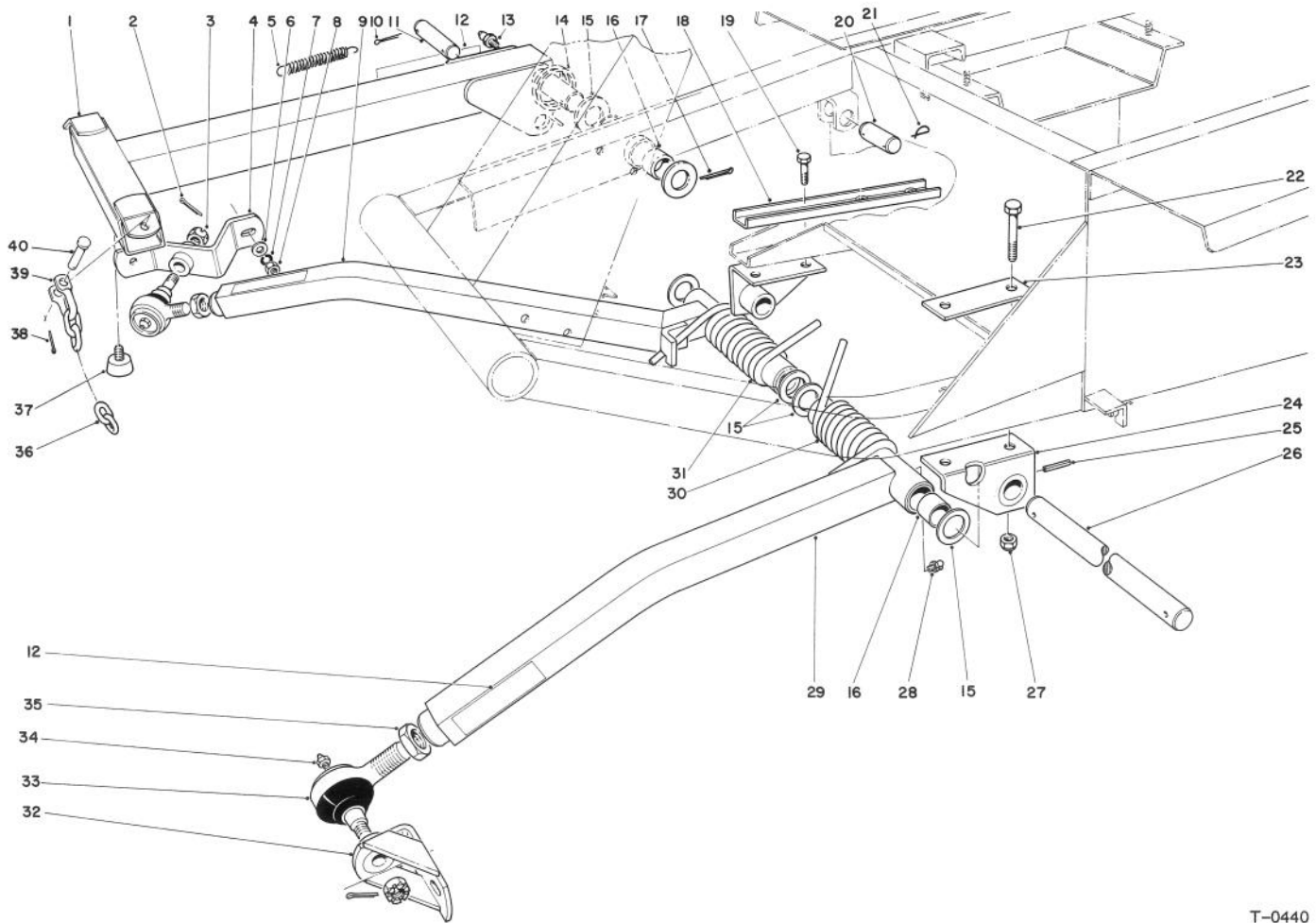


T-0439

## AIR CLEANER ASSEMBLY

| Ref. No. | Part No. | Description                      | No. Used |
|----------|----------|----------------------------------|----------|
| 1        | 20-4840  | Muffler Clamp<br>(Incl. Ref. #2) | 1        |
| 2        | 3217-6   | Nut                              | 2        |
| 3        | 27-7160  | Decal - Instructions             | 1        |
| 4        | 27-7110  | Element Assembly                 | 1        |
| 5        | 27-7120  | Nut & Gasket Assembly            | 1        |
| 6        | 27-7140  | Skirt - Baffle                   | 1        |
| 7        | 27-7130  | Clamp Assembly                   | 1        |
| 8        | 27-7150  | Cap Assembly                     | 1        |
| 9        | 2412-3   | Hose - Clamp                     | 1        |
| 10       | 43-3830  | Hose - Air Cleaner               | 1        |
| 11       | 2412-42  | Hose Clamp                       | 1        |

| Ref. No. | Part No. | Description                               | No. Used |
|----------|----------|---|----------|
| 12       | 80-3330  | Gasket                                    | 1        |
| 13       | 322-3    | Screw - Cap, Hex. Hd.                     | 4        |
| 14       | 32107-11 | Nut                                       | 2        |
| 15       | 27-7170  | Band Assy.<br>(Incl. Ref. #14 & 16)       | 2        |
| 16       | 3258-19  | Screw - Mach. Rd. Hd.                     | 2        |
| 17       | 27-7100  | Air Cleaner Assembly<br>(Incl. Ref. #3-8) | 1        |
| 18       | 43-3810  | Tube - Air Cleaner                        | 1        |
| 19       | 67-1700  | Decal - Starting Fluid                    | 1        |
| 20       | 27-7180  | Cap Assembly - Air Inlet                  | 1        |
| 21       | 32128-20 | Nut - Flange                              | 4        |

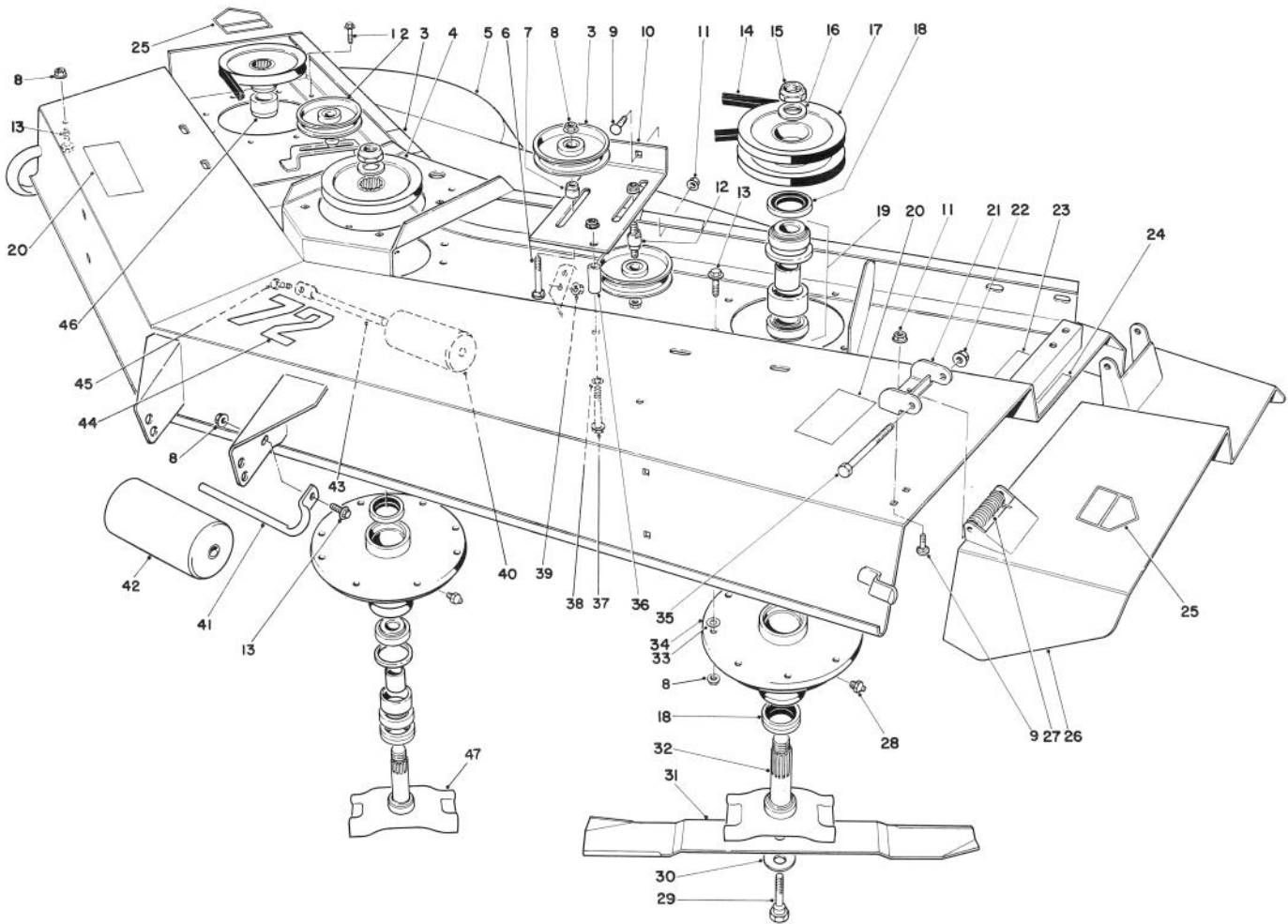


T-0440

## PUSH ARM ASSEMBLY

| Ref. No. | Part No. | Description                            | No. Used |
|----------|----------|--|----------|
| 1        | 66-6370  | Lift Arm                               | 1        |
| 2        | 3272-11  | Cotter Pin                             | 2        |
| 3        | 32136-2  | Nut                                    | 2        |
| 4        | 21-3020  | Ball Joint Mount R.H.                  | 1        |
| 5        | 21-1830  | Spring Tension                         | 1        |
| 6        | 3256-25  | Washer - Flat                          | 1        |
| 7        | 3253-6   | Washer - Lock                          | 2        |
| 8        | 3217-8   | Nut -Full                              | 2        |
| 9        | 66-7150  | Push Arm R.H.<br>(Incl. Ref. #16 & 28) | 1        |
| 10       | 3272-24  | Cotter Pin                             | 1        |
| 11       | 24-9510  | Pin                                    | 1        |
| 12       | 61-3610  | Warning Decal                          | 3        |
| 13       | 302-5    | Grease Fitting                         | 1        |
| 14       | 46-8840  | Spring - Lift Arm                      | 1        |
| 15       | 5-1754   | Washer                                 | 6        |
| 16       | 256-126  | Bushing                                | 6        |
| 17       | 3272-33  | Cotter Pin                             | 1        |
| 18       | 23-1950  | Support Reinforcement                  | 1        |
| 19       | 324-4    | Screw - Cap, Hex. Hd.                  | 2        |
| 20       | 3-7292   | Pin                                    | 1        |

| Ref. No. | Part No. | Description                            | No. Used |
|----------|----------|--|----------|
| 21       | 5-3126   | Spring Pin                             | 3        |
| 22       | 324-12   | Screw - Cap, Hex. Hd.                  | 2        |
| 23       | 21-3750  | Support Plate                          | 1        |
| 24       | 21-2860  | Push Arm Bracket                       | 2        |
| 25       | 32121-84 | Roll Pin                               | 2        |
| 26       | 21-2990  | Shaft - Pivot                          | 1        |
| 27       | 32152-9  | Nut                                    | 4        |
| 28       | 302-33   | Grease Fitting                         | 2        |
| 29       | 21-2960  | Push Arm L.H.<br>(Incl. Ref. #16 & 28) | 1        |
| 30       | 21-2900  | Spring - Torsion L.H.                  | 1        |
| 31       | 21-2890  | Spring - Torsion R.H.                  | 1        |
| 32       | 21-3050  | Ball Joint Mount L.H.                  | 1        |
| 33       | 21-0160  | Ball Joint Assembly                    | 2        |
| 34       | 302-2    | Grease Fitting                         | 2        |
| 35       | 21-3000  | Nut - Jam                              | 2        |
| 36       | 3-1365   | Chain - Lift                           | 3        |
| 37       | 67-9800  | Bumper                                 | 1        |
| 38       | 3272-10  | Cotter Pin                             | 3        |
| 39       | 5-2942   | Shackle                                | 3        |
| 40       | 283-10   | Pin                                    | 3        |



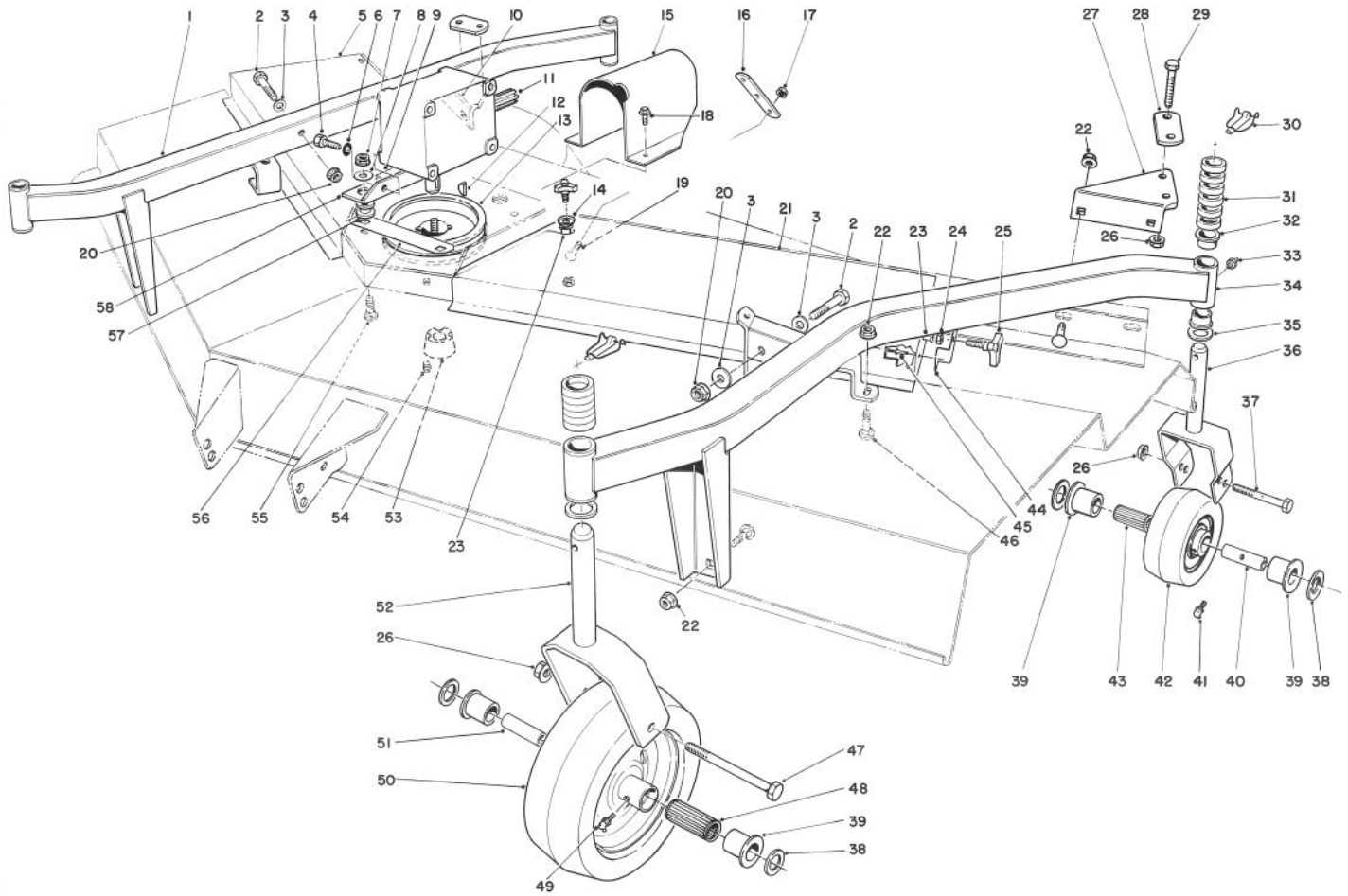
T-0441

## CUTTING UNIT MODEL NO. 30722

| Ref. No. | Part No. | Description                             | No. Used |
|----------|----------|---|----------|
| 1        | 3234-11  | Screw - Hex. Hd. Flange                 | 4        |
| 2        | 26-1840  | Idler Pulley                            | 3        |
| 3        | 67-5360  | Decal - Danger                          | 2        |
| 4        | 26-1760  | Pulley                                  | 2        |
| 5        | 68-6500  | Cutter Deck                             | 1        |
| 6        | 3231-29  | Bolt - Carriage                         | 2        |
| 7        | 26-1860  | Spacer - Idler Pulley                   | 2        |
| 8        | 32128-21 | Nut - Flange                            | 33       |
| 9        | 3231-27  | Bolt - Carriage                         | 6        |
| 10       | 26-1870  | Idler Mount L.H.                        | 1        |
| 11       | 3290-357 | Nut - Flange                            | 6        |
| 12       | 26-1850  | Stud - Idler                            | 1        |
| 13       | 3234-1   | Screw - Hex. Hd. Flange                 | 24       |
| 14       | 21-0890  | V-Belt                                  | 3        |
| 15       | 3296-49  | Nut                                     | 3        |
| 16       | 3-8514   | Washer                                  | 3        |
| 17       | 26-9100  | Pulley L.H.                             | 1        |
| 18       | 253-138  | Oil Seal                                | 9        |
| 19       | 49-8320  | Bearing & Spacer Assy.<br>(Matched Set) | 3        |
| 20       | 66-1340  | Decal - Danger                          | 2        |
| 21       | 51-1530  | Hinge Bracket                           | 2        |
| 22       | 32128-23 | Nut - Lock, Flange                      | 2        |
| 23       | 68-7280  | Decal - Blade Bolt Torque               | 1        |
| 24       | 66-6380  | Decal - Deflector Missing               | 1        |

| Ref. No. | Part No. | Description              | No. Used |
|----------|----------|--------------------------|----------|
| 25       | 43-8480  | Decal - Danger           | 2        |
| 26       | 51-1470  | Deflector                | 1        |
| 27       | 51-1550  | Spring                   | 2        |
| 28       | 302-52   | Grease Fitting           | 3        |
| 29       | 26-1820  | Screw - Cap, Hex. Hd.    | 3        |
| 30       | 26-1990  | Washer - Belleville      | 3        |
| 31       | 29-5530  | Blade                    | 3        |
| 32       | 26-1690  | Spindle -Outer           | 2        |
| 33       | 3256-24  | Washer                   | A/R      |
| 34       | 60-9700  | Spindle Housing          | 3        |
| 35       | 325-17   | Screw - Cap, Hex. Hd.    | 2        |
| 36       | 26-1880  | Spacer - Idler Mount     | 1        |
| 37       | 323-12   | Screw - Cap, Hex. Hd.    | 1        |
| 38       | 3253-21  | Washer - Lock            | 1        |
| 39       | 32128-25 | Nut - Lock, Flange       | 2        |
| 40       | 36-1740  | Roller - Deck            | 2        |
| 41       | 68-6840  | Shaft - Roller           | 1        |
| 42       | 68-6710  | Roller - Deck            | 1        |
| 43       | 62-4480  | Rod - Roller             | 2        |
| 44       | 57-0280  | Decal - 72"              | 1        |
| 45       | 322-4    | Screw - Cap. Hex Hd.     | 2        |
| 46       | 26-1790  | Spacer R.H. Spindle      | 1        |
| 47       | 26-1680  | Spindle Ctr.             | 1        |
| *        | 23-2410  | Blade - High Sail (Opt.) | 3        |

\*Not Illustrated



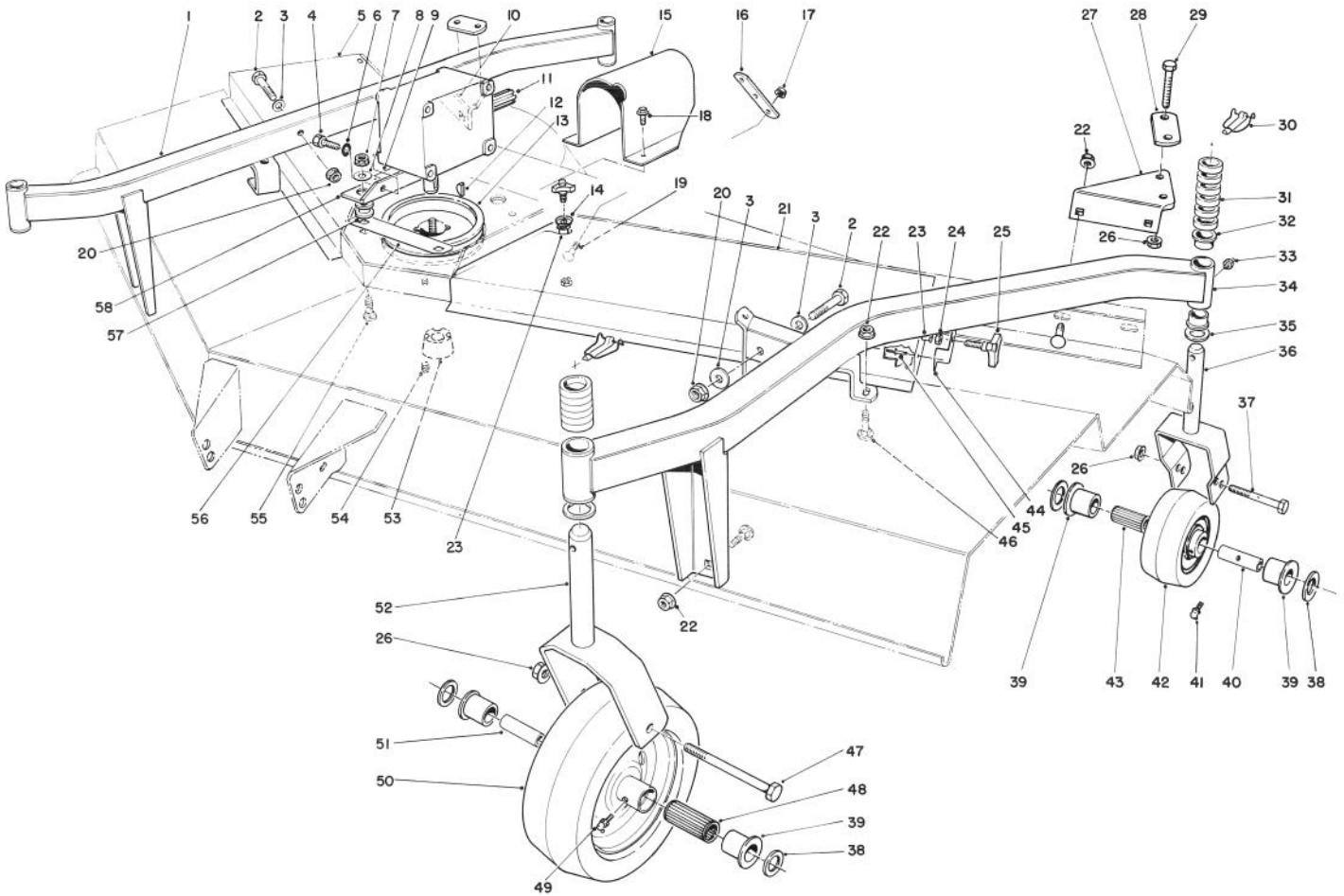
T-0442

## CUTTING UNIT MODEL NO. 30722 (Continued)

| Ref. No. | Part No. | Description                        | No. Used |
|----------|----------|------------------------------------|----------|
| 1        | 26-1490  | Caster Arm R.H.<br>(Inc. Ref. #32) | 1        |
| 2        | 324-12   | Screw - Cap, Hex Hd.               | 4        |
| 3        | 66-6480  | Washer - Flat                      | 4        |
| 4        | 323-4    | Screw - Cap, Hex Hd.               | 4        |
| 5        | 68-6660  | Cover - Deck R.H.                  | 1        |
| 6        | 3253-21  | Washer - Lock                      | 4        |
| 7        | 32128-21 | Nut - Flange                       | 4        |
| 8        | 63-8410  | Washer                             | 4        |
| 9        | 70-2560  | Decal - Lube                       | 1        |
| 10       | 39-3340  | Bracket - Clamp                    | 1        |
| 11       | 68-6810  | Gear Case Assembly                 | 1        |
| 12       | 3257-5   | Key - Woodruff                     | 1        |
| 13       | 26-1400  | Pulley - Deck                      | 1        |
| 14       | 66-6310  | Washer - Cup                       | 2        |
| 15       | 63-1970  | Shroud - Universal                 | 1        |
| 16       | 21-3770  | Strap - Lift                       | 1        |
| 17       | 3290-357 | Nut - Flange                       | 4        |
| 18       | 32104-82 | Screw - Cap, Self-Tapping          | 2        |
| 19       | 3231-27  | Bolt - Carriage                    | 2        |
| 20       | 32128-42 | Nut - Flange                       | 4        |
| 21       | 68-6690  | Cover - Deck L.H.                  | 1        |
| 22       | 32128-49 | Nut - Flange                       | 12       |
| †23      | 3290-469 | Nut - Grip                         | 4        |
| 24       | 3296-59  | Nut - Lock                         | 4        |
| 25       | 27-4570  | Knob                               | 4        |

| Ref. No. | Part No. | Description                                      | No. Used |
|----------|----------|--|----------|
| 26       | 32128-23 | Nut - Lock, Flange                               | 8        |
| 27       | 39-7450  | Bracket - Clamp                                  | 1        |
| 28       | 39-3330  | Bar - Caster Clamp                               | 2        |
| 29       | 325-14   | Screw - Cap, Hex Hd.                             | 4        |
| 30       | 3290-384 | Pin - Lynch                                      | 4        |
| 31       | 63-0070  | Spacer - 1/2                                     | 24       |
| 32       | 28-9290  | Bushing - Special                                | 8        |
| 33       | 302-5    | Fitting - Grease                                 | 4        |
| 34       | 26-1430  | Caster Arm<br>(Incl. Ref. #32)                   | 1        |
| 35       | 3-6781   | Washer   | 4        |
| 36       | 75-9680  | Fork - Caster, Rear                              | 2        |
| 37       | 325-18   | Screw - Cap, Hex Hd.                             | 2        |
| 38       | 3256-6   | Washer - Flat                                    | 8        |
| 39       | 62-5580  | Bushing  | 8        |
| 40       | 63-1770  | Spanner - Rear                                   | 2        |
| 41       | 302-11   | Fitting - Grease                                 | 2        |
| 42       | 63-8400  | Wheel - Caster Rear<br>(Incl. Ref. #39, 41 & 43) | 2        |
| 43       | 63-8580  | Bearing - Roller                                 | 2        |
| 44       | 66-1260  | Bracket - Knob                                   | 2        |
| 45       | 3269-5   | Rivet - Pop                                      | 4        |
| 46       | 3233-2   | Bolt - Carriage                                  | 12       |
| 47       | 325-22   | Screw - Cap, Hex Hd.                             | 2        |
| 48       | 62-5570  | Bearing - Roller                                 | 2        |
| 49       | 302-40   | Fitting - Grease                                 | 2        |

†Special tool required to install.



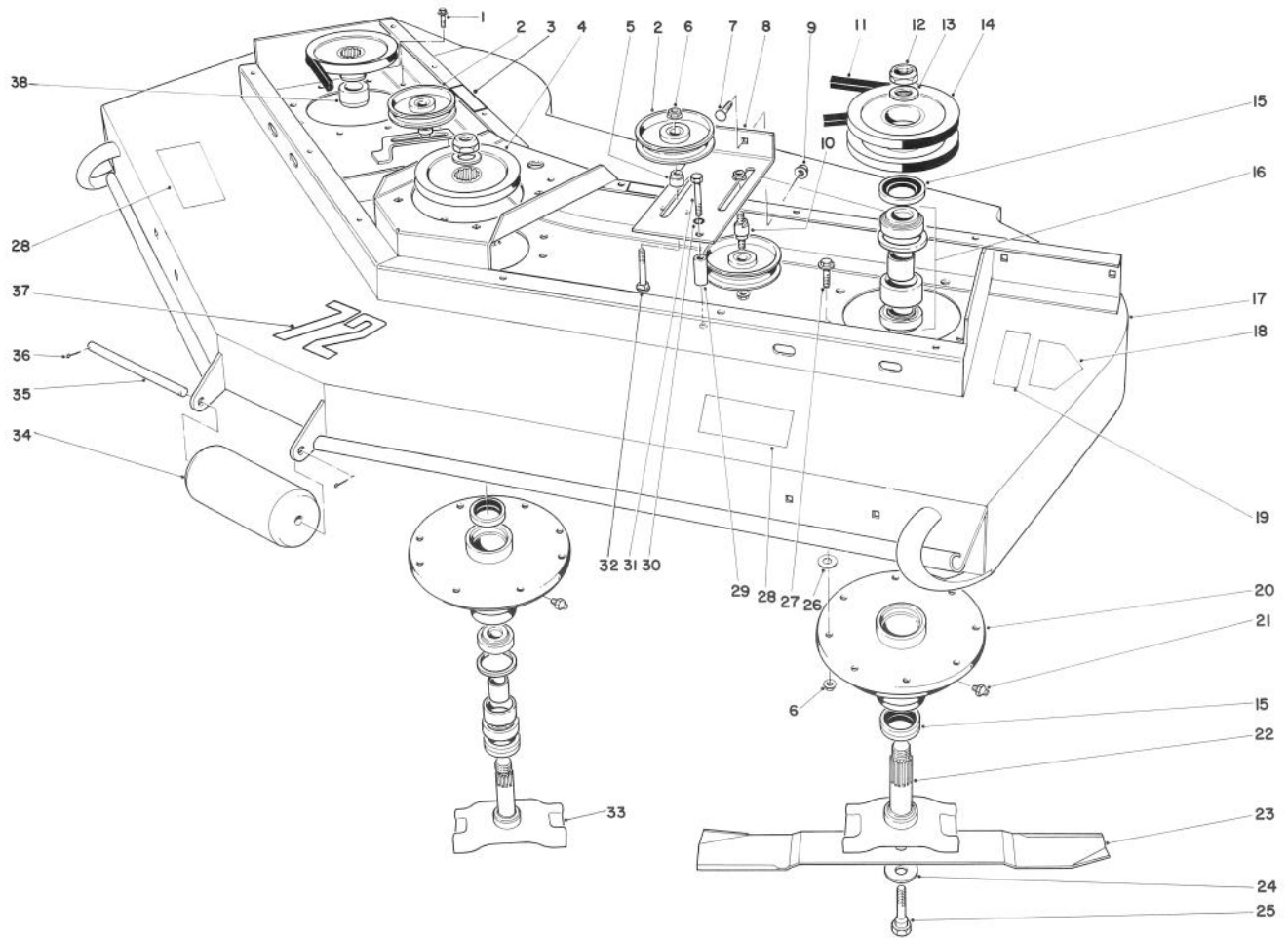
T-0442

## CUTTING UNIT MODEL NO. 30722 (Continued)

| Ref. No. | Part No. | Description  | No. Used | Ref. No. | Part No. | Description                          | No. Used |
|----------|----------|--|----------|----------|----------|--------------------------------------|----------|
| 50       | 62-4330  | Wheel - Caster - Front<br>(Inc. Ref. #39, 48 & 49) | 2        | 55       | 3231-26  | Bolt - Carriage                      | 4        |
| 51       | 62-4340  | Spanner - Front                                    | 2        | 56       | 68-9890  | Cover - Gear Box, Front              | 1        |
| 52       | 26-1530  | Fork - Caster, Front                               | 2        | 57       | 63-9750  | Mount - Isolation                    | 4        |
| 53       | 23-1640  | Bushing - TaperLock<br>(Incl. Ref. #54)            | 1        | 58       | 68-8560  | Bracket - Gear Box                   | 2        |
| 54       | 3247-4   | Screw - Set  | 2        | *        | 54-8810  | Pneumatic Tire & Wheel<br>(Optional) | 2        |

\*Not Illustrated





T-0443

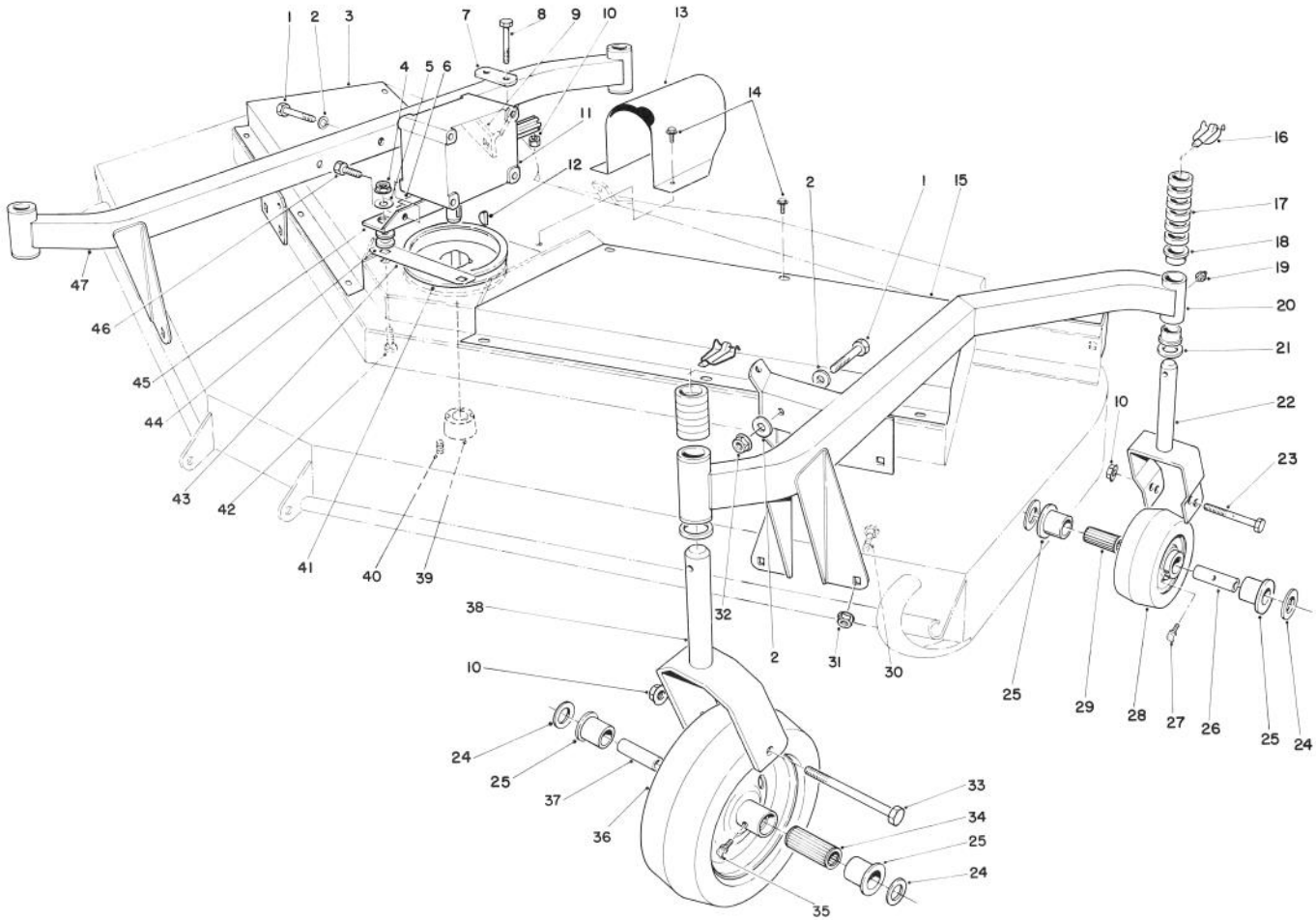
## CUTTING UNIT MODEL NO. 30710

| Ref. No. | Part No. | Description                             | No. Used |
|----------|----------|---|----------|
| 1        | 3234-11  | Screw - Hex. Hd. Flange                 | 4        |
| 2        | 26-1840  | Idler Pulley                            | 3        |
| 3        | 67-5360  | Decal - Shield Missing                  | 2        |
| 4        | 26-1760  | Pulley                                  | 2        |
| 5        | 26-1860  | Spacer - Idler Pulley                   | 2        |
| 6        | 32128-21 | Nut - Flange                            | 28       |
| 7        | 3231-22  | Bolt - Carriage                         | 2        |
| 8        | 26-1870  | Idler Mount L.H.                        | 1        |
| 9        | 3290-357 | Nut - Flange                            | 2        |
| 10       | 26-1850  | Stud - Idler                            | 1        |
| 11       | 21-0890  | V-Belt                                  | 3        |
| 12       | 3296-49  | Nut                                     | 3        |
| 13       | 3-8514   | Washer                                  | 3        |
| 14       | 26-9100  | Pulley L.H.                             | 1        |
| 15       | 253-138  | Oil Seal                                | 9        |
| 16       | 49-8320  | Bearing & Spacer Assy.<br>(Matched Set) | 3        |
| 17       | 38-9200  | Cutter Deck                             | 1        |
| 18       | 43-8480  | Decal - Danger                          | 2        |
| 19       | 68-7280  | Decal - Blade Bolt Torque               | 1        |
| 20       | 60-9700  | Spindle Housing                         | 3        |

| Ref. No. | Part No. | Description                     | No. Used |
|----------|----------|---------------------------------|----------|
| 21       | 302-52   | Grease Fitting                  | 3        |
| 22       | 26-1690  | Spindle - Outer                 | 2        |
| 23       | 29-5530  | Blade                           | 3        |
| 24       | 26-1990  | Washer - Belleville             | 3        |
| 25       | 26-1820  | Screw - Cap, Hex. Hd.           | 3        |
| 26       | 3256-24  | Washer                          | A/R      |
| 27       | 3234-1   | Screw - Hex. Hd. Flange         | 20       |
| 28       | 66-1340  | Decal - Danger                  | 2        |
| 29       | 26-1880  | Spacer - Idler Mount            | 1        |
| 30       | 3253-21  | Washer - Lock                   | 1        |
| 31       | 323-12   | Screw - Cap, Hex. Hd.           | 1        |
| 32       | 3231-29  | Bolt - Carriage                 | 2        |
| 33       | 26-1680  | Spindle Center                  | 1        |
| 34       | 31-0750  | Roller                          | 1        |
| 35       | 32-9610  | Roller Shaft                    | 1        |
| 36       | 3272-11  | Cotter Pin                      | 2        |
| 37       | 57-0280  | Decal - 72"                     | 1        |
| 38       | 26-1790  | Spacer - R.H. Spindle           | 1        |
| *        | 23-2410  | Blade - High Lift<br>(Optional) | 3        |

\*Not Illustrated



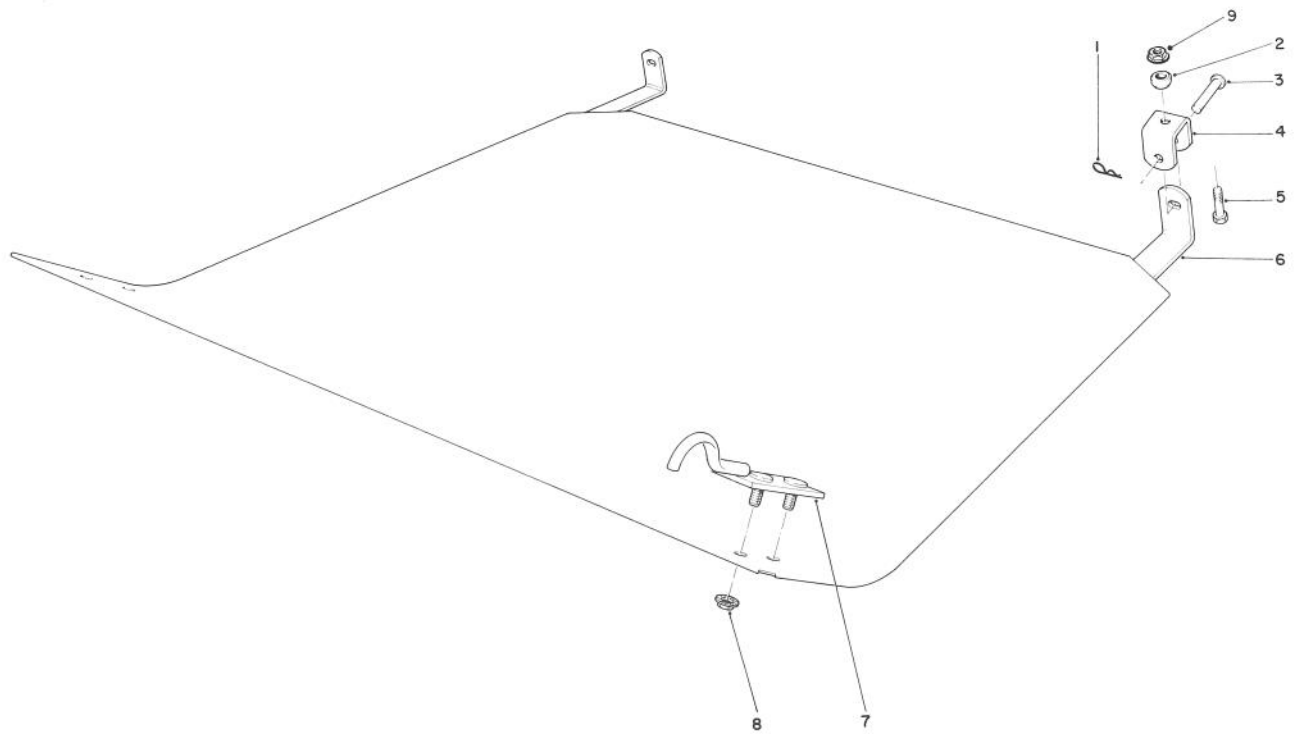


T-0444

## CUTTING UNIT MODEL NO. 30710 (Continued)

| Ref. No. | Part No. | Description                           | No. Used | Ref. No. | Part No. | Description   | No. Used |
|----------|----------|---------------------------------------|----------|----------|----------|---|----------|
| 1        | 324-12   | Screw - Cap, Hex. Hd.                 | 4        | 27       | 302-11   | Fitting - Grease                                    | 4        |
| 2        | 66-6480  | Washer - Flat                         | 4        | 28       | 63-8400  | Wheel - Castor - Rear<br>(Incl. Ref. #25, 27 & 29)  | 2        |
| 3        | 26-1890  | Cover R.H. - Deck                     | 1        | 29       | 63-8580  | Bearing - Roller                                    | 2        |
| 4        | 32128-21 | Nut - Lock ,Flange                    | 4        | 30       | 3233-2   | Bolt - Carriage                                     | 12       |
| 5        | 63-8410  | Washer                                | 4        | 31       | 32128-49 | Nut - Flange  | 12       |
| 6        | 70-2560  | Decal - Lube                          | 1        | 32       | 32128-42 | Nut - Flange  | 4        |
| 7        | 39-3330  | Bar - Clamp Castor Arm                | 1        | 33       | 325-22   | Screw - Cap ,Hex Hd.                                | 2        |
| 8        | 325-14   | Screw - Cap, Hex. Hd.                 | 2        | 34       | 62-5570  | Bearing - Roller                                    | 2        |
| 9        | 39-3340  | Bracket - Clamp                       | 1        | 35       | 302-40   | Fitting - Grease                                    | 2        |
| 10       | 32128-23 | Nut - Lock, Flange                    | 6        | 36       | 62-4330  | Wheel - Castor - Front<br>(Incl. Ref. #25, 35 & 36) | 2        |
| 11       | 68-6810  | Gear Box Assembly                     | 1        | 37       | 62-4340  | Spanner - Front                                     | 2        |
| 12       | 3257-5   | Key - Woodruff                        | 1        | 38       | 26-1530  | Fork - Castor                                       | 2        |
| 13       | 63-1970  | Shroud - Universal                    | 1        | 39       | 23-1640  | Bushing - Taper                                     | 1        |
| 14       | 32104-82 | Screw - Cap, Self Tapping             | 14       | 40       | 3247-4   | Screw - Set   | 2        |
| 15       | 26-1900  | Cover L.H. - Deck                     | 1        | 41       | 26-1400  | Pulley - Deck                                       | 1        |
| 16       | 3290-384 | Pin - Lynch - Safety Type             | 4        | 42       | 3231-26  | Bolt - Carriage                                     | 4        |
| 17       | 63-0070  | Spacer 1/2"                           | 24       | 43       | 68-9890  | Cover - Gear Box - Front                            | 1        |
| 18       | 28-9290  | Bushing - Special                     | 8        | 44       | 63-9750  | Mount - Isolation                                   | 4        |
| 19       | 302-5    | Fitting - Grease                      | 4        | 45       | 68-8560  | Bracket - Gearbox                                   | 2        |
| 20       | 38-9420  | Arm - Castor L.H.<br>(Incl. Ref. #18) | 1        | 46       | 323-4    | Screw - Cap ,Hex Hd.                                | 4        |
| 21       | 3-6781   | Washer                                | 4        | 47       | 38-9370  | Arm - Castor - R.H.<br>(Incl. Ref. #18)             | 1        |
| 22       | 75-9680  | Fork - Castor, Rear                   | 2        | *        | 54-8810  | Pneumatic Tire & Wheel<br>Assy. (Optional)          | 1        |
| 23       | 325-18   | Screw - Cap, Hex Hd.                  | 2        |          |          |   |          |
| 24       | 3256-6   | Washer - Flat                         | 8        |          |          |   |          |
| 25       | 62-5580  | Bushing                               | 8        |          |          |   |          |
| 26       | 63-1770  | Spanner - Rear                        | 2        |          |          |   |          |

\*Not Illustrated

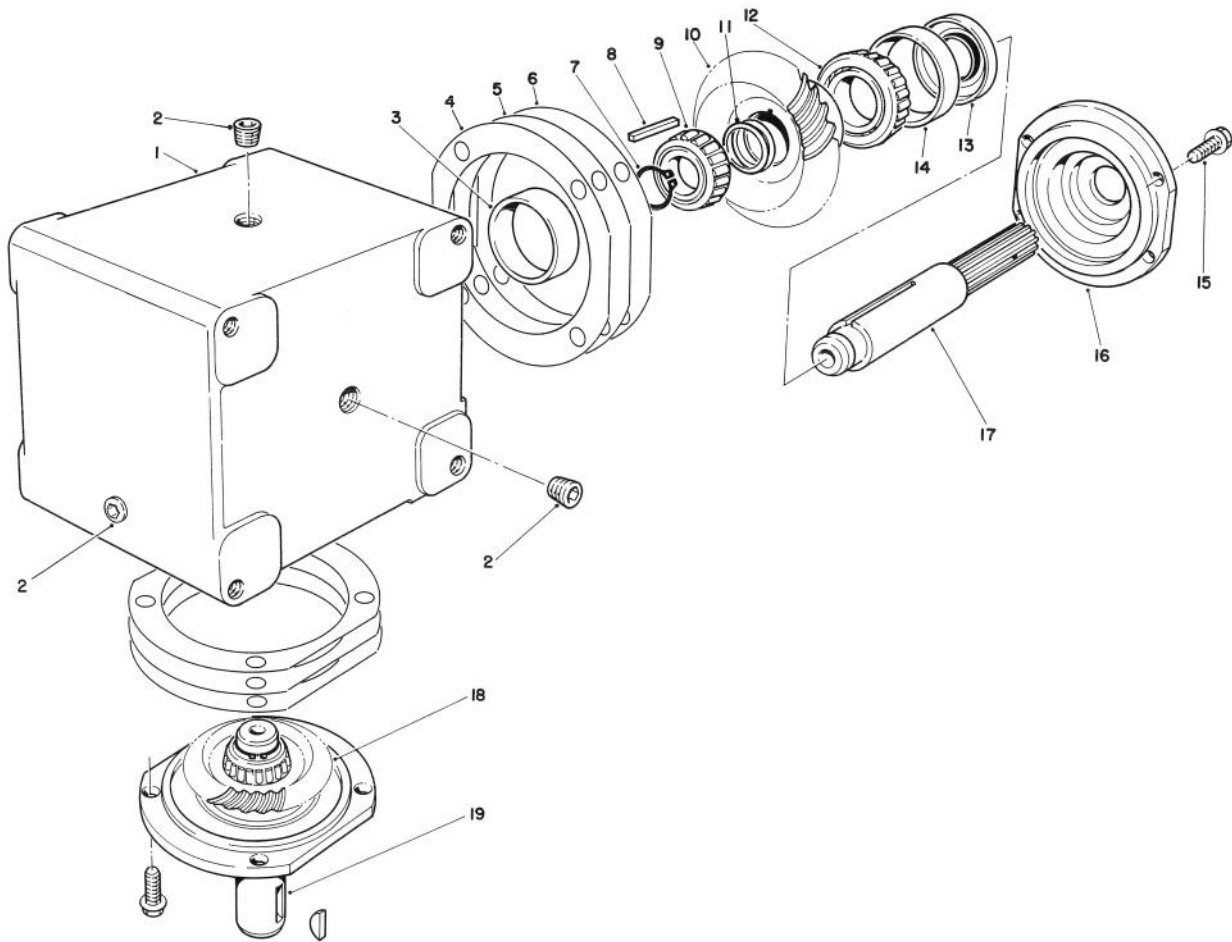


T-0445

## CUTTING UNIT MODEL NO. 30710 (Continued)

| Ref. No. | Part No. | Description           | No. Used | Ref. No. | Part No. | Description          | No. Used |
|----------|----------|-----------------------|----------|----------|----------|----------------------|----------|
| 1        | 3290-322 | Hair Pin Cotter       | 2        | 6        | 39-1410  | Shield - Belly       | 1        |
| †2       | 46-1600  | Spacer                | 2        | 7        | 39-1440  | Hook - Shield, Belly | 2        |
| 3        | 283-23   | Clevis Pin            | 2        | 8        | 32128-20 | Nut - Flange         | 4        |
| 4        | 39-1470  | Hanger - Belly Shield | 2        | †9       | 32128-21 | Nut - Flange         | 2        |
| 5        | 323-7    | Screw - Cap, Hex. Hd. | 2        |          |          |                      |          |

†Use with diesel unit ONLY

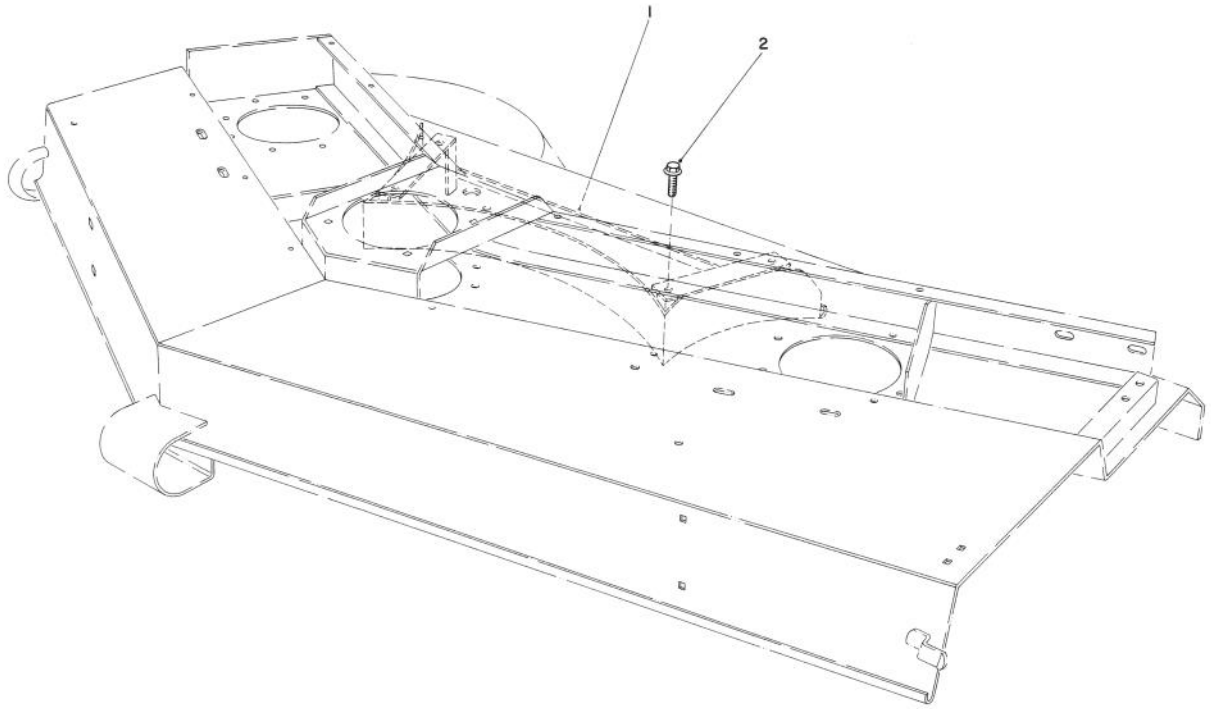


T-0977

## GEAR BOX ASSEMBLY NO. 68-6810

| Ref. No. | Part No. | Description         | No. Used |
|----------|----------|---------------------|----------|
| 1        | 68-7030  | Housing             | 1        |
| 2        | 62-3490  | Plug - Pipe (Solid) | 4        |
| 3        | 62-3360  | Cup - Bearing       | 2        |
| 4        | 62-3420  | Gasket (.015 in.)   | A/R      |
| 5        | 62-3430  | Gasket (.005 in.)   | A/R      |
| 6        | 62-3440  | Gasket (.003 in.)   | A/R      |
| 7        | 68-7070  | Ring - Retaining    | 2        |
| 8        | 62-3380  | Key                 | 2        |
| 9        | 62-3370  | Cone - Bearing      | 2        |
| 10       | 68-7080  | Gear                | 1        |

| Ref. No. | Part No. | Description       | No. Used |
|----------|----------|-------------------|----------|
| 11       | 72-9370  | Shim (.020 in.)   | 4        |
| 12       | 62-3330  | Cone - Gear       | 1        |
| 13       | 62-3400  | Seal              | 2        |
| 14       | 62-3340  | Cup - Bearing     | 2        |
| 15       | 62-3310  | Screw - Cap, Sems | 8        |
| 16       | 62-3410  | Cap               | 2        |
| 17       | 68-7040  | Shaft             | 1        |
| 18       | 68-7060  | Gear              | 1        |
| 19       | 68-7050  | Shaft             | 1        |

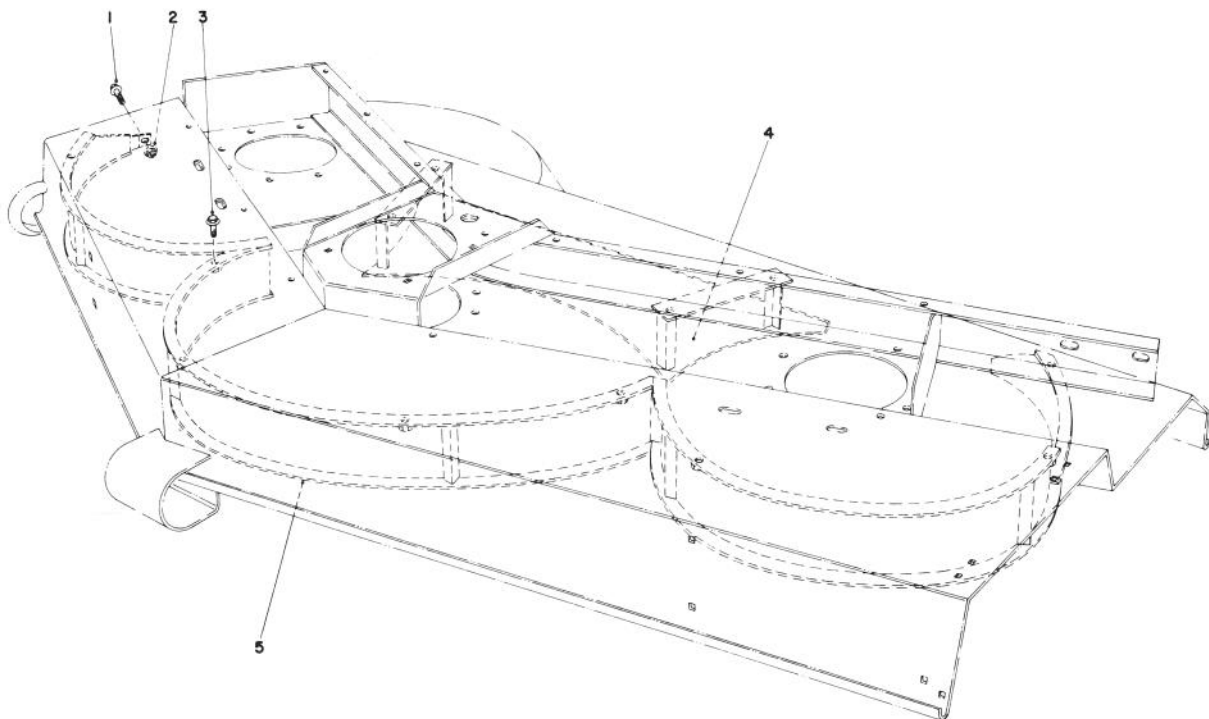


T-0446

**REAR BAFFLE KIT NO. 51-1460 (Optional)  
(For Cutting Unit Model No. 30721)**

| Ref. No. | Part No. | Description | No. Used |
|----------|----------|-------------|----------|
| 1        |          | Rear Baffle | 1        |

| Ref. No. | Part No. | Description            | No. Used |
|----------|----------|------------------------|----------|
| 2        | 3234-1   | Screw -Hex. Hd. Flange | 4        |



T-0447

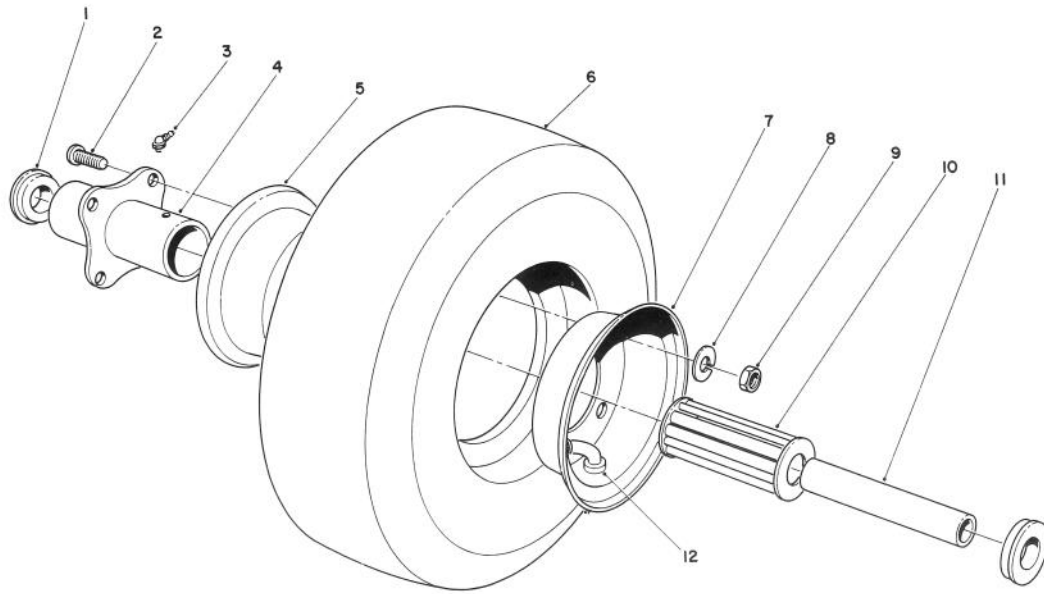
**MULCHER KIT MODEL NO. 30732 (Optional)**  
**(For Cutting Unit Model No. 30721)**  
**MULCHER KIT MODEL NO. 30733 (Optional)**  
**(For Cutting Unit Model No. 30722)**

| Ref. No. | Part No. | Description             | No. Used |
|----------|----------|-------------------------|----------|
| 1        | 3234-11  | Screw - Hex. Hd. Flange | 1        |
| 2        | 32128-21 | Nut - Flange            | 13       |
| 3        | 3234-1   | Screw - Hex. Hd. Flange | 12       |

| Ref. No. | Part No. | Description                              | No. Used |
|----------|----------|--|----------|
| 4        | 23-4190  | Bottom Rear Shield<br>(Model 30732 only) | 1        |
| *        | 68-6740  | Bottom Rear Shield<br>(Model 30733 only) |          |
| 5        | 27-5430  | Mulcher Screen                           | 1        |

\*Not Illustrated

Note: Will not fit with Cutting Unit Model No. 30710.

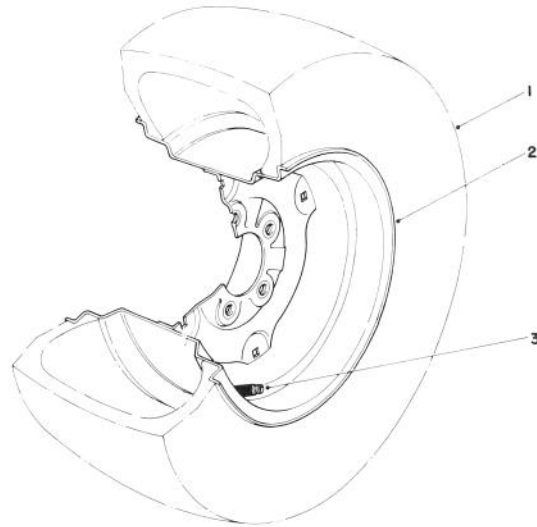


T-0448

## CUTTING UNIT PNEUMATIC TIRE & WHEEL ASSEMBLY NO. 12-1509 (Optional)

| Ref. No. | Part No. | Description         | No. Used |
|----------|----------|---------------------|----------|
| 1        | 54-8930  | Retainer            | 2        |
| 2        | 54-8890  | Bolt - Wheel        | 4        |
| 3        | 302-10   | Fitting - Grease    | 1        |
| 4        | 54-8920  | Hub - Centered      | 1        |
| 5        | 54-8910  | Wheel Half - Female | 1        |
| 6        | 54-8960  | Tire                | 1        |
| 7        | 54-8900  | Wheel Half - Male   | 1        |

| Ref. No. | Part No. | Description                     | No. Used |
|----------|----------|---------------------------------|----------|
| 8        | 3253-4   | Washer - Lock                   | 4        |
| 9        | 3217-6   | Nut - Hex.                      | 4        |
| 10       | 54-8940  | Bearing - Roller<br>(Open Cage) | 1        |
| 11       | 55-7080  | Bushing - Spanner               | 1        |
| 12       | 54-8950  | Tube w/Valve                    | 1        |



T-0449

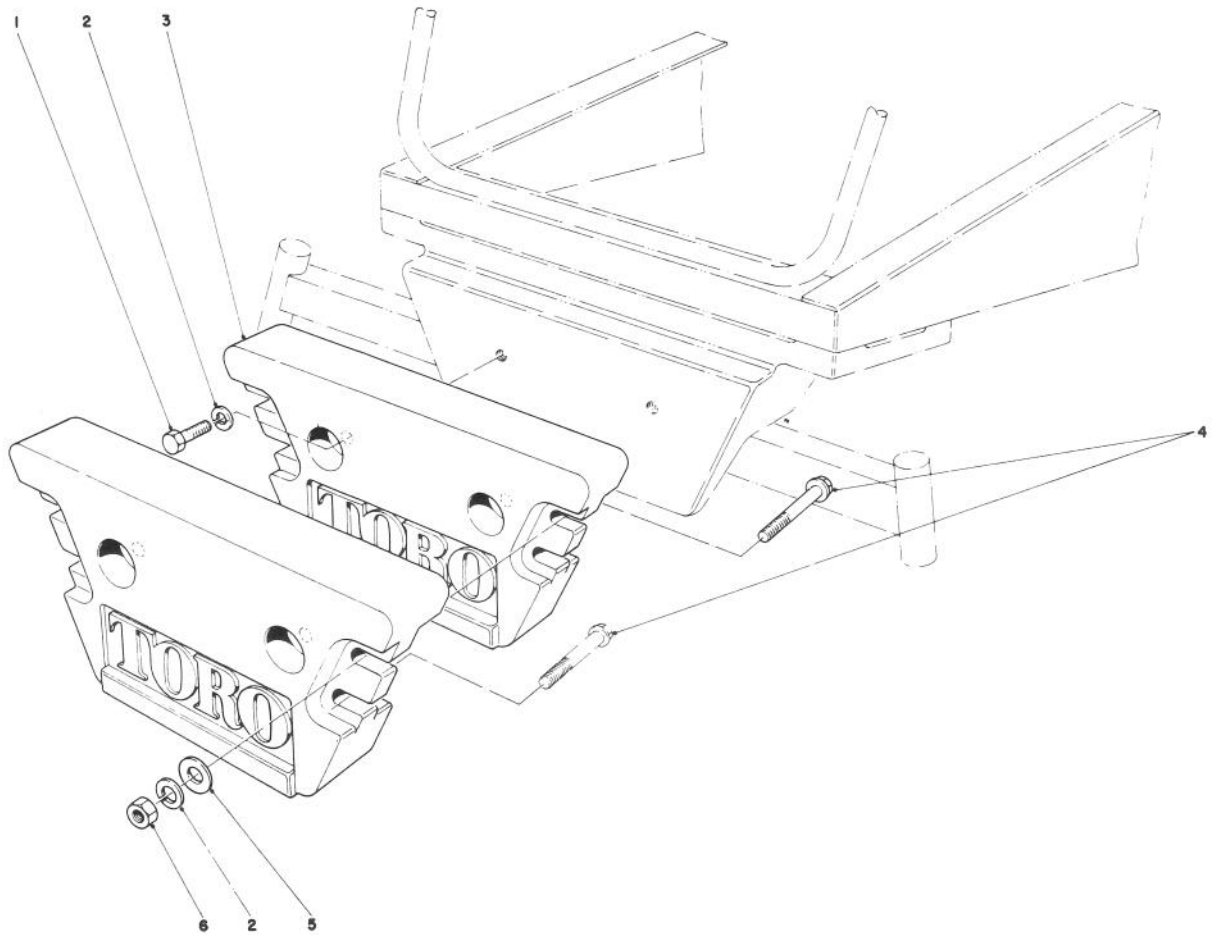
## 23 x 10.5 x 12 TIRE & WHEEL ASSEMBLY NO. 62-7020 (Optional)

| Ref. No. | Part No. | Description | No. Used |
|----------|----------|-------------|----------|
| 1        | 231-95   | Tire        | 1        |
| 2        | 217-116  | Rim         | 1        |

| Ref. No. | Part No. | Description | No. Used |
|----------|----------|-------------|----------|
| 3        | 232-27   | Valve Stem  | 1        |

Note: Will not fit with Cutting Unit Model No. 30710.



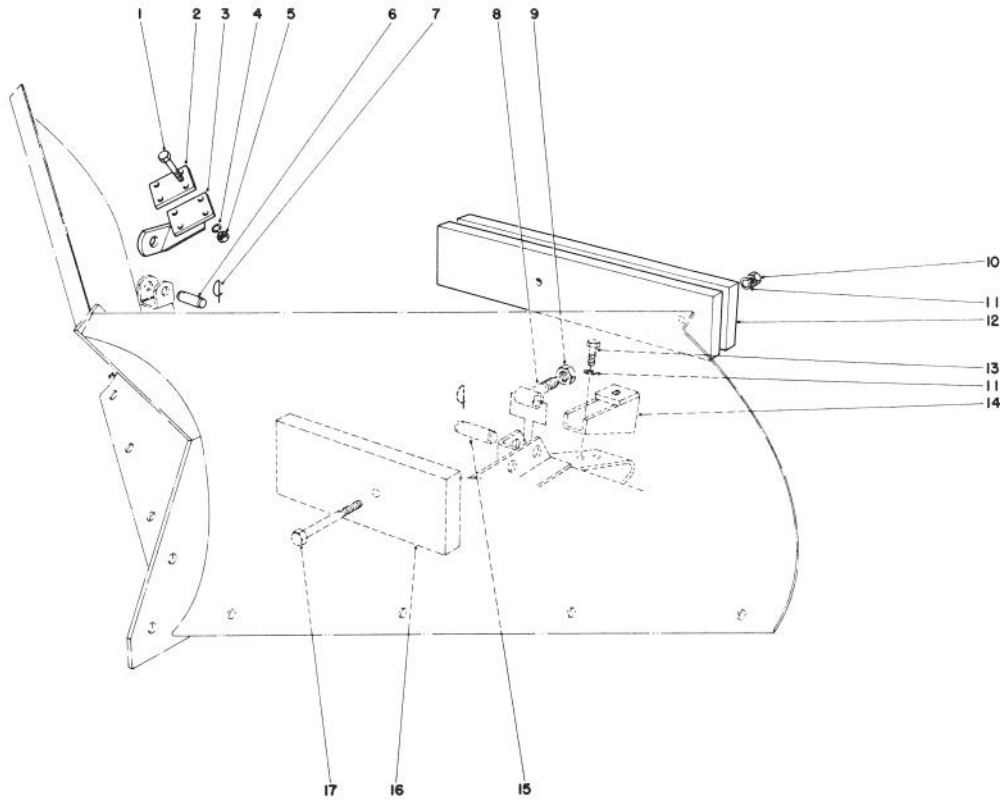


T-0427

## REAR WEIGHT KIT NO. 24-5780 (Optional)

| Ref. No. | Part No. | Description           | No. Used |
|----------|----------|-----------------------|----------|
| 1        | 325-6    | Screw - Cap, Hex. Hd. | 2        |
| 2        | 3253-7   | Washer - Lock         | 6        |
| 3        | 24-5790  | Rear Weight           | 2        |

| Ref. No. | Part No. | Description           | No. Used |
|----------|----------|-----------------------|----------|
| 4        | 325-14   | Screw - Cap, Hex. Hd. | 4        |
| 5        | 3256-26  | Washer - Flat         | 8        |
| 6        | 3217-9   | Nut - Hex.            | 4        |



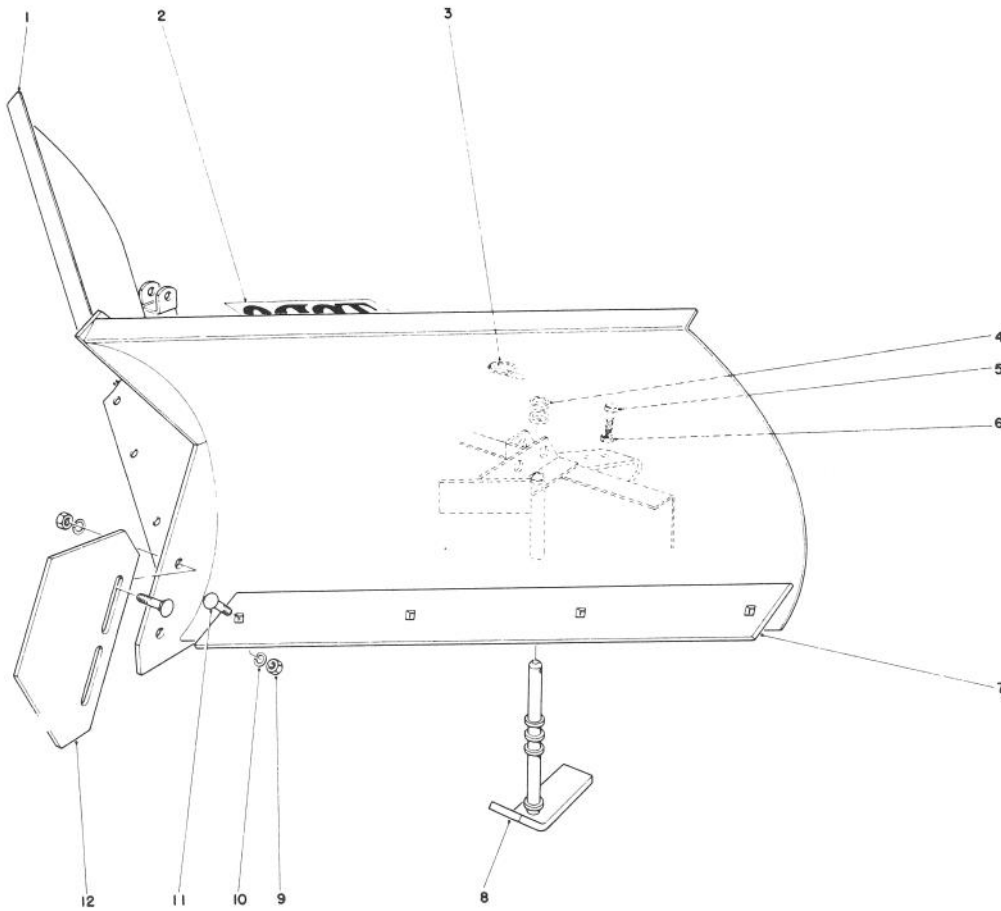
T-0451

## V-PLOW INSTALLATION KIT MODEL NO. 30757 (Optional)

| Ref. No. | Part No. | Description           | No. Used |
|----------|----------|-----------------------|----------|
| 1        | 323-14   | Screw - Cap, Hex. Hd. | 4        |
| 2        | 24-2690  | Plate - Clamp         | 1        |
| 3        | 24-2680  | Push Arm Bracket      | 1        |
| 4        | 3253-21  | Washer - Lock         | 4        |
| 5        | 3217-7   | Nut - Hex.            | 4        |
| 6        | 5-3505   | Pin                   | 1        |
| 7        | 5-3126   | Spring Pin            | 4        |
| 8        | 23-9930  | Push Pin              | 1        |
| 9        | 21-3000  | Nut - Jam             | 1        |
| 10       | 3217-9   | Nut - Hex.            | 2        |

| Ref. No. | Part No. | Description               | No. Used |
|----------|----------|---------------------------|----------|
| 11       | 3253-7   | Washer - Lock             | 4        |
| 12       | 24-2660  | Outside Weight            | 2        |
| 13       | 325-4    | Screw - Cap, Hex. Hd.     | 2        |
| 14       | 24-2630  | Stop                      | 1        |
| 15       | 25-1350  | Pin                       | 1        |
| 16       | 24-2670  | Inside Weight             | 2        |
| 17       | 325-22   | Screw - Cap, Hex. Hd.     | 2        |
| *        | 11-0390  | Chains - Tire<br>(1 Pair) | 1        |

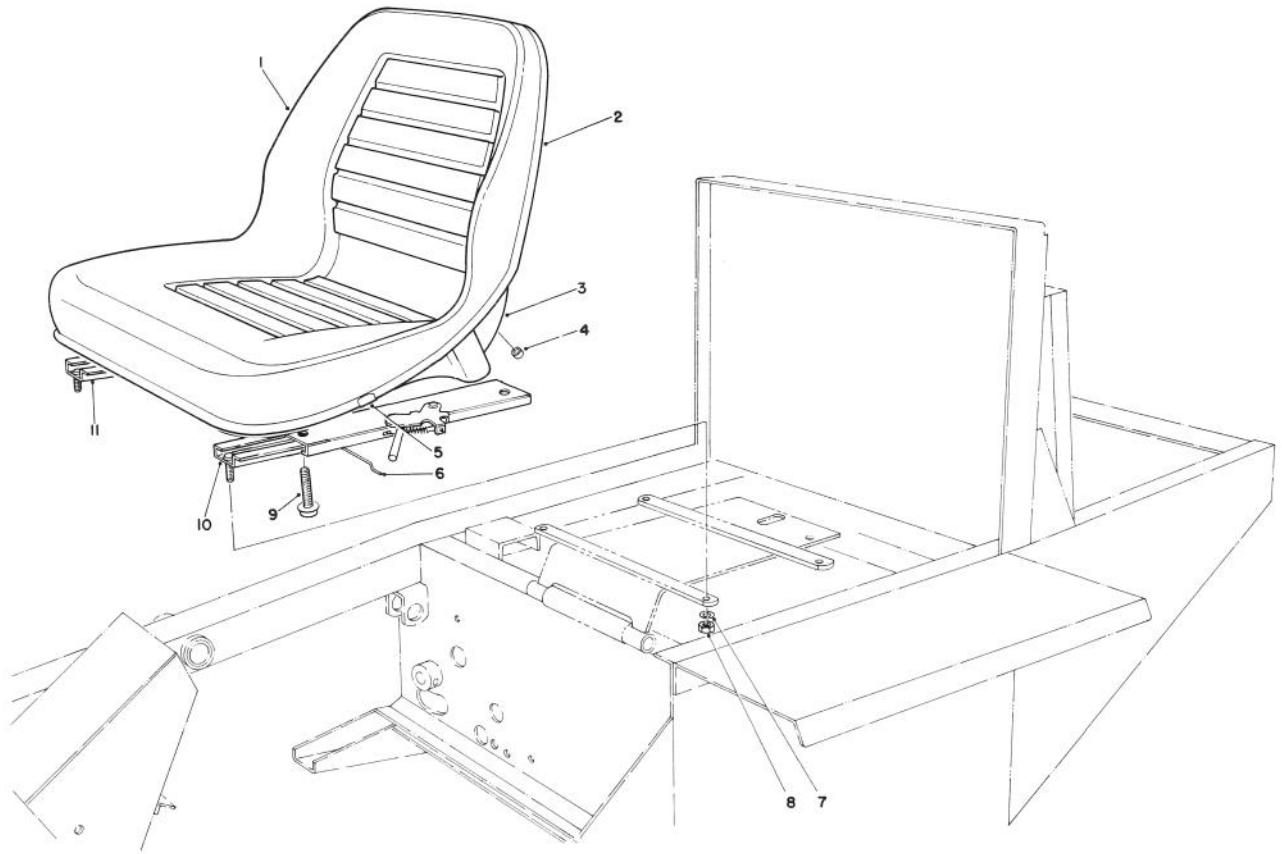
\*Not Illustrated



T-0452

## V-PLOW MODEL NO. 30750 (Optional)

| Ref. No. | Part No. | Description           | No. Used | Ref. No. | Part No. | Description     | No. Used |
|----------|----------|-----------------------|----------|----------|----------|-----------------|----------|
| 1        | 23-9960  | V-Plow                | 1        | 7        | 24-5570  | Scraper Blade   | 2        |
| 2        | 66-6140  | Decal                 | 1        | 8        | 24-5540  | Skid            | 2        |
| 3        | 3290-243 | Lynch Pin             | 2        | 9        | 3217-9   | Nut - Hex.      | 10       |
| 4        | 20-4370  | Spacer Tubes          | 10       | 10       | 3253-7   | Washer - Lock   | 10       |
| 5        | 325-6    | Screw - Cap, Hex. Hd. | 1        | 11       | 3233-2   | Bolt - Carriage | 10       |
| 6        | 3218-5   | Nut - Jam             | 1        | 12       | 24-5530  | Nose Skid       | 1        |



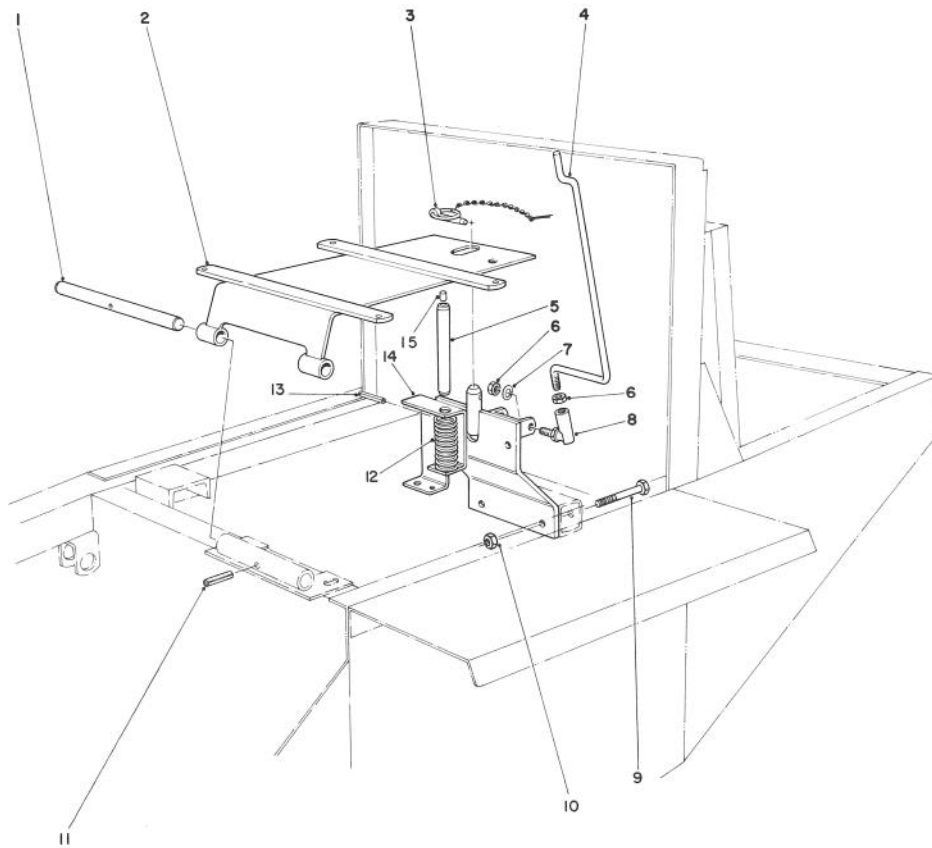
T-0450

## STANDARD SEAT KIT MODEL NO. 30770

| Ref. No. | Part No. | Description    | No. Used |
|----------|----------|----------------|----------|
| 1        |          | Cushion        | 1        |
| 2        |          | Trim           | 1        |
| 3        |          | Base           | 1        |
| 4        |          | Grommet        | 1        |
| 5        |          | Clip           | 1        |
| 6        | 52-4890  | Rod Connecting | 1        |
| 7        | 3253-4   | Washer - Lock  | 4        |

| Ref. No. | Part No. | Description                        | No. Used |
|----------|----------|------------------------------------|----------|
| 8        | 3217-6   | Nut - Hex.                         | 4        |
| 9        | 3234-5   | Screw - Cap, Hex. Hd. Fl.          | 4        |
| 10       | 51-0790  | Adjuster L.H.                      | 1        |
| 11       | 52-4880  | Adjuster - R.H.                    | 1        |
| *        | 66-5400  | Seat Assembly<br>(Incl. Ref. #1-5) | 1        |

\*Not Illustrated

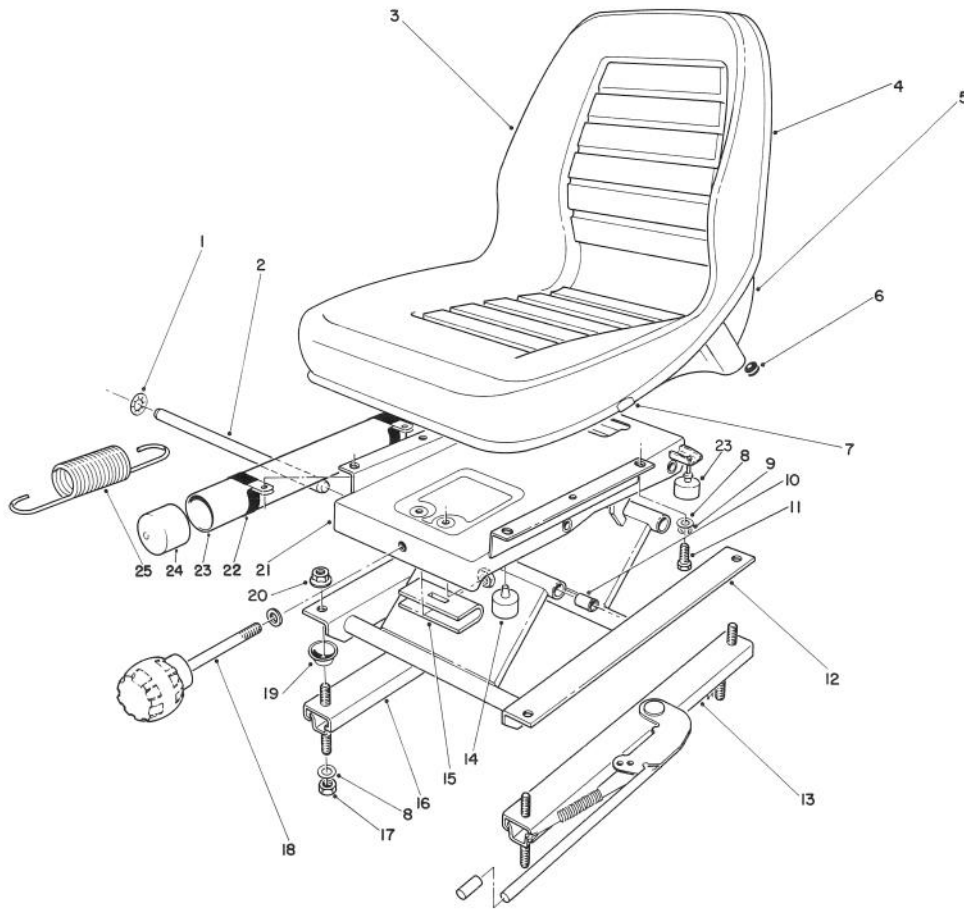


T-0453

## STANDARD SEAT KIT MODEL NO. 30770 (Continued)

| Ref. No. | Part No. | Description       | No. Used |
|----------|----------|-------------------|----------|
| 1        | 27-4720  | Shaft             | 1        |
| 2        | 36-7550  | Seat Support      | 1        |
| 3        | 283-76   | Lynch Pin         | 1        |
| 4        | 37-9580  | Seat Prop         | 1        |
| 5        | 27-9870  | Pin - Seat Switch | 1        |
| 6        | 3220-2   | Nut - Jam         | 2        |
| 7        | 3253-24  | Washer - Lock     | 1        |
| 8        | 37-9570  | Ball Joint        | 1        |

| Ref. No. | Part No. | Description           | No. Used |
|----------|----------|-----------------------|----------|
| 9        | 323-14   | Screw - Cap, Hex. Hd. | 2        |
| 10       | 5-0838   | Washer - Flat         | 3        |
| 11       | 32128-21 | Nut                   | 2        |
| 12       | 32121-4  | Spring Pin            | 1        |
| 13       | 28-0570  | Spring -Compression   | 1        |
| 14       | 32121-6  | Spring Pin            | 1        |
| 15       | 71-4490  | Seat Support Bracket  | 1        |
| 16       | 28-6180  | Pin - Plastic         | 1        |



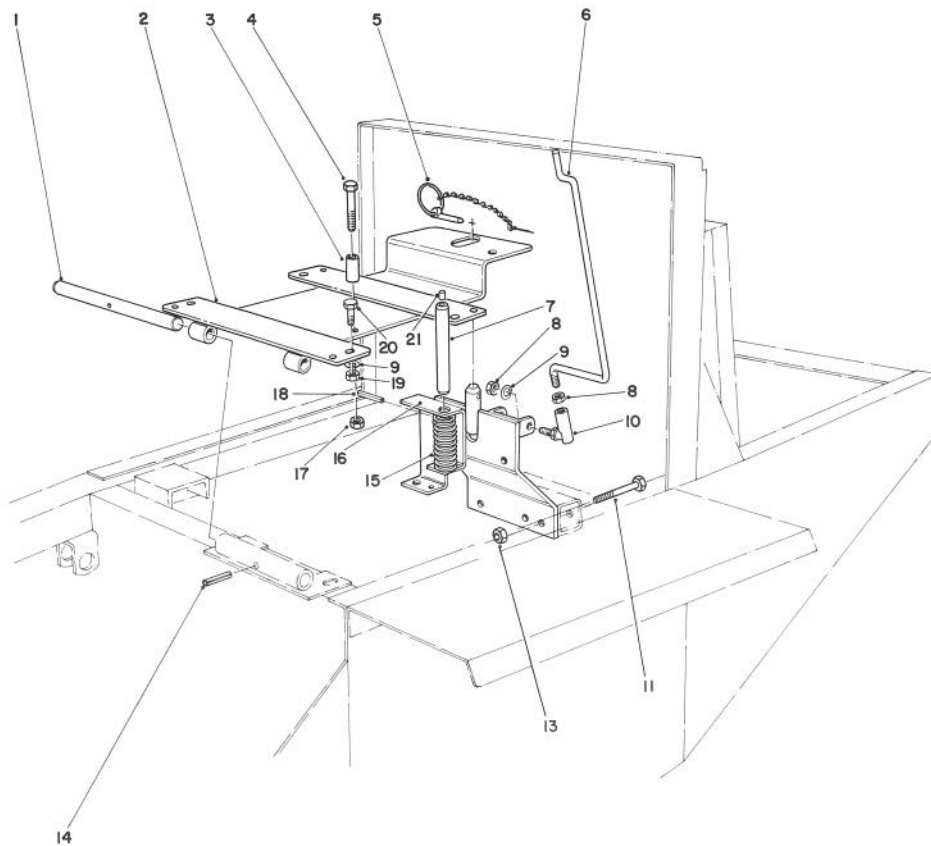
T-0454

## DELUXE SEAT KIT MODEL NO. 30772

| Ref. No. | Part No. | Description           | No. Used |
|----------|----------|-----------------------|----------|
| 1        | 66-8560  | Nut - Push            | 4        |
| 2        | 76-1910  | Shaft - Pivot         | 2        |
| 3        |          | Cushion - Seat        | 1        |
| 4        |          | Trim-Seat             | 1        |
| 5        |          | Base-Seat             | 1        |
| 6        |          | Grommet               | 1        |
| 7        |          | Cup                   | 1        |
| 8        | 3256-2   | Washer - Flat         | 8        |
| 9        | 3253-4   | Washer - Lock         | 4        |
| 10       | 76-1920  | Bearing - Sleeve      | 4        |
| 11       | 322-3    | Screw - Cap, Hex. Hd. | 4        |
| 12       | 66-8610  | Frame - Lower         | 1        |
| 13       | 66-8510  | Adjuster w/Handle     | 1        |

| Ref. No. | Part No. | Description                        | No. Used |
|----------|----------|------------------------------------|----------|
| 14       | 66-8520  | Bumper - Stop                      | 2        |
| 15       | 66-8540  | Hanger - Spring                    | 1        |
| 16       | 66-8530  | Adjuster                           | 1        |
| 17       | 3296-29  | Nut - Lock                         | 4        |
| 18       | 76-1930  | Knob - Adjustment                  | 1        |
| 19       | 66-9290  | Spacer - Suspension                | 4        |
| 20       | 32128-25 | Nut - Lock, Flange Hd.             | 4        |
| 21       | 66-8600  | Frame - Upper                      | 1        |
| 22       | 76-1940  | Spring - Extension                 | 2        |
|          | 66-5400  | Seat Assembly<br>(Incl. Ref. #3-7) | 1        |
| 23       | 76-2940  | Bumper                             | 2        |

\*Not Illustrated

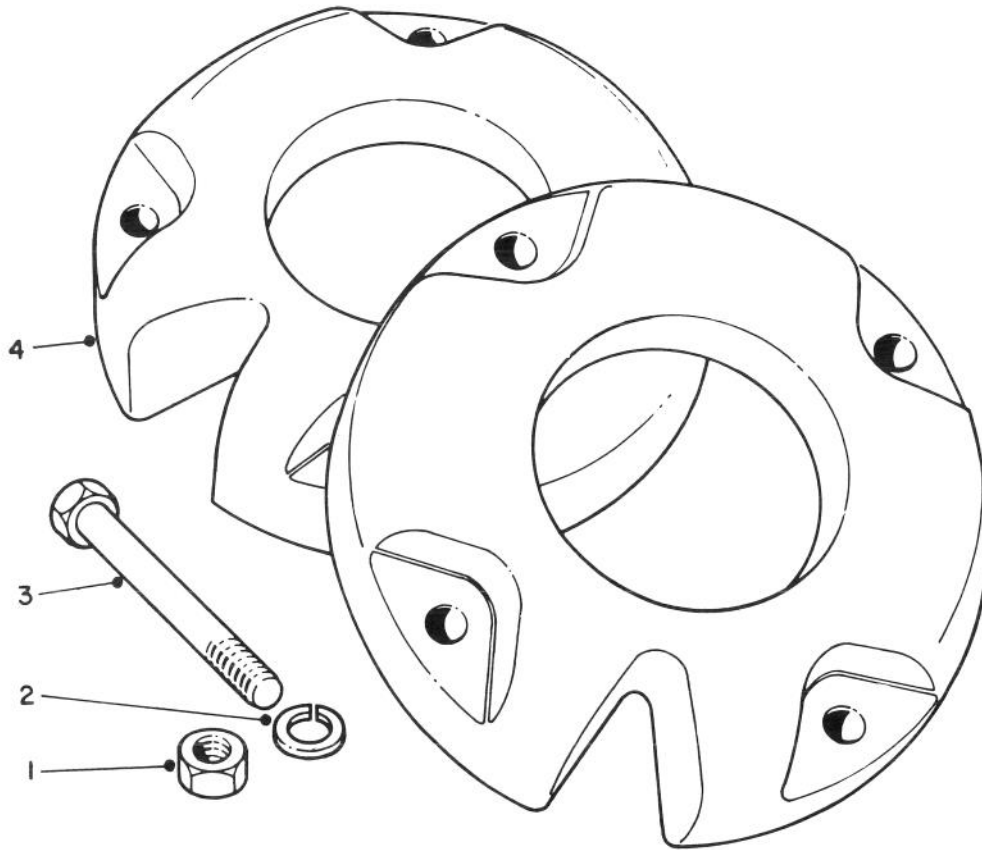


T-0212

## DELUXE SEAT ADAPTER KIT MODEL NO. 30791

| Ref. No. | Part No. | Description           | No. Used | Ref. No. | Part No. | Description            | No. Used |
|----------|----------|-----------------------|----------|----------|----------|------------------------|----------|
| 1        | 27-4720  | Shaft                 | 1        | 13       | 32128-21 | Nut                    | 2        |
| 2        | 67-9860  | Support Seat          | 1        | 14       | 32121-4  | Pin - Spring           | 1        |
| 3        | 67-9210  | Spacer                | 1        | 15       | 37-9590  | Spring - Compression   | 1        |
| 4        | 322-10   | Screw - Cap, Hex. Hd. | 1        | 16       | 71-4490  | Bracket - Seat Support | 1        |
| 5        | 283-76   | Lynch Pin             | 1        | 17       | 32146-5  | Nut - Flange Hd.       | 1        |
| 6        | 37-9580  | Prop - Seat           | 1        | 18       | 32121-6  | Pin - Spring           | 1        |
| 7        | 27-9870  | Pin - Seat Switch     | 1        | 19       | 3217-6   | Nut                    | 4        |
| 8        | 3220-2   | Nut - Jam             | 2        | 20       | 322-4    | Screw - Cap, Hex. Hd.  | 4        |
| 9        | 3253-24  | Washer - Lock         | 5        | 21       | 28-6180  | Pin - Plastic          | 1        |
| 10       | 37-9570  | Ball Joint            | 1        | 22       | 5-0838   | Washer - Flat          | 3        |
| 11       | 323-14   | Screw - Cap, Hex. Hd. | 2        |          |          |                        |          |





T-0457

### WHEEL WEIGHTS NO. 11-0440 (Optional)

| Ref. No. | Part No. | Description   | No. Used |
|----------|----------|---------------|----------|
| 1        | 3218-5   | Nut           | 8        |
| 2        | 3253-7   | Washer - Lock | 8        |

| Ref. No. | Part No. | Description           | No. Used |
|----------|----------|-----------------------|----------|
| 3        | 325-14   | Screw - Cap, Hex. Hd. | 8        |
| 4        | 7-2111   | Weight - Wheel        | 2        |







## PRODUCT CHANGES

In an effort to make improvements available to TORO owners as quickly as possible – minor changes are incorporated into Toro's products from time to time that do not become immediately shown in the Parts Catalog. If such a change has been made in your unit – which is not reflected in your manual – see your TORO Distributor or his Authorized TORO Service Dealer for information and part numbers.

## IDENTIFICATION AND ORDERING

### MODEL AND SERIAL NUMBERS

The Groundsmaster 322D has two identification numbers; a model number and a serial number. The two numbers are stamped on a plate which is located on the main frame under the seat. In any correspondence concerning the Groundsmaster 322D – supply model and serial numbers to assure that correct information and replacement parts are obtained.

To order replacement parts from an Authorized TORO Service Dealer – supply the following information:

1. Model and serial number of the Groundsmaster 322D.
2. Part number – description – and the quantity of part(s) desired.

**NOTE:** Do not order by reference number if a parts catalog is being used; use the PART NUMBER.

## INDEX

| Description                              | Page  | Description                               | Page  |
|--|-------|---|-------|
| Main Frame .....                         | 1-2   | Nozzle and Holder Assembly                |       |
| Instrument Panel Assembly .....          | 3     | No. 44-8070 .....                         | 41    |
| Electrical Schematic .....               | 4     | Alternator Assembly No. 43-0390 .....     | 42    |
| Radiator & Hood Assembly .....           | 5     | Starter Assembly No. 46-7610 .....        | 43    |
| Fuel Filter Assembly .....               | 6     | Air Cleaner Assembly .....                | 44    |
| Interlock Assembly .....                 | 7     | Push Arm Assembly .....                   | 45    |
| Power Take Off Assembly .....            | 8-9   | Cutting Unit Model No. 30722 .....        | 46-48 |
| Drive Shaft Assembly No. 62-4260 .....   | 10    | Cutting Unit Model No. 30710 .....        | 49-51 |
| Brake Pedal Assembly .....               | 11    | Gear Box Assembly No. 68-6810 .....       | 52    |
| Power Steering Assembly .....            | 12    | Rear Baffle Kit No. 51-1460               |       |
| Power Steering Valve Assembly            |       | (Optional) .....                          | 53    |
| No. 63-9250 .....                        | 13    | Mulcher Kit Model No. 30732 & 30733       |       |
| Hydraulic Schematic .....                | 14    | (Optional) .....                          | 54    |
| Front Axle and Fuel Tank Assembly .....  | 15    | Cutting Unit Pneumatic Tire & Wheel Assy. |       |
| Differential Assembly No. 43-7630 .....  | 16    | No. 12-1509 (Optional) .....              | 55    |
| Brake Assembly .....                     | 17    | Tire & Wheel Assembly 23 x 10.50 x 12     |       |
| Rear Axle and Wheel Assembly .....       | 18-19 | No. 62-7020 (Optional) .....              | 56    |
| Hydraulic Steering Cylinder Assembly     |       | Rear Weight Kit Model No. 24-5780         |       |
| No. 63-9240 .....                        | 20    | (Optional) .....                          | 57    |
| Hydrostatic Transmission .....           | 21-22 | V-Plow Installation Kit Model No. 30757   |       |
| Transmission Assembly No. 48-1790 .....  | 23-24 | (Optional) .....                          | 58    |
| Valve and Cylinder Assembly .....        | 25    | V-Plow Model No. 30750 (Optional) .....   | 59    |
| Hydraulic Lift Cylinder Assembly         |       | Standard Seat Kit Model No. 30770 .....   | 60-61 |
| No. 62-4250 (2-1/2" Bore) .....          | 26    | Deluxe Seat Kit Model No. 30772 .....     | 62    |
| Hydraulic Lift Cylinder Assembly         |       | Deluxe Seat Adapter Kit                   |       |
| No. 66-1250 (3" Bore) (Opt.) .....       | 27    | Model No. 30791 .....                     | 63    |
| Control Valve Assembly No. 43-1710 ..... | 28    | Wheel Weights Model No. 11-0440           |       |
| Engine Assembly .....                    | 29-87 | (Optional) .....                          | 64    |
| Fuel Injection Pump Assembly             |       |   |       |
| No. 42-8000 .....                        | 39-40 |   |       |