



Reelmaster[®] 4000-D 4 Wheel Drive

Model No. 03707 - 260000201 and up.

Parts Catalog

Ordering Replacement Parts

To order replacement parts, please supply the part number, the quantity, and the description of each part desired.

Understanding Reference Numbers

Each identified part in an illustration has a reference number. The reference number for a part also appears in the parts list, along with other information about the part.

This catalog uses two special reference number formats, one to indicate parts in a service assembly and another to indicate the quantity of a given part in an illustration.

Service Assembly Reference Numbers

Parts in service assemblies have reference numbers in the form a:b. The a represents the reference number of the entire service assembly and the b represents a sequential number unique to each part within the service assembly.

For example, a wheel assembly might be identified by reference number 6, the tire by 6:1, the valve by 6:2, and the wheel by 6:3. When you order the assembly identified by reference number 6, you receive all parts identified by reference numbers 6:1, 6:2, and 6:3. However, you may also order any part individually. Reference numbers of this type appear in illustrations and in part lists.

Reference Numbers Indicating Quantity

In an illustration, if a reference number indicates more than one part, the reference number has the form nX y. The n represents the quantity of the part, the X is the multiplication symbol, and the y represents the reference number.

For example, in an illustration, the reference number 2X 37 means that two of the parts identified by reference number 37 are indicated.

Contents

Description	Page	Description	Page
Foot Rest and Traction Pedal Assembly 4	Gear Pump Assembly No. 99-6495 49
Floor Plate Assembly 6	Variable Piston Pump Assembly No. 99-6494 50
Steering Tower Assembly 7	Pump Assembly No. 86-6000-01 52
Steering Control Assembly No. 92-9220 8	Hydraulic Circuit - Steering and Traction Assembly 53
Steering Tower Electrical Assembly 9	Hydraulic Circuit - Lift Arm Assembly 54
Fender and Center Console Assembly 10	Hydraulic Circuit - Cutting Unit Assembly 55
Instrument Panel Assembly 11	Electrical System Diagram and Relay Assembly 56
Parking Brake, Throttle and Oil Filter Assembly 12	4 Wheel Drive Hydraulic Plumbing Assembly 58
Valve Control Assembly 14	Hydraulic Manifold Assembly No. 92-2982 59
Valve Motor Spool Assembly No. 63-4800 16	Roll-Over Protection System Assembly 60
Control Valve Assembly No. 93-1432 17	Crankcase Assembly 61
Priority Flow Control Valve Assembly No. 58-5490 18	Oil Pan and Dipstick Assembly 62
Seat Platform and Filler Cap Assembly 19	Cylinder Head Assembly 63
Deluxe Seat Assembly No. 110-0838 20	Gear Case Assembly 64
Hood Assembly 21	Head Cover Assembly 65
Radiator, Oil Cooler and Air Cleaner Assembly 23	Main Bearing Assembly 66
Air Filter Assembly No. 100-2597 25	Camshaft and Idle Gear Shaft Assembly 67
Fuel Filter Assembly No. 104-5218 26	Piston and Crankshaft Assembly 68
Fuel Tank and Lower Body Assembly 27	Flywheel Assembly 69
Frame and Muffler Assembly 29	Fuel Camshaft and Governor Shaft Assembly 70
Front Carrier Assembly 30	Engine Stop Lever Assembly 71
Front Reel Shut-Off Assembly 31	Injection Pump Assembly 72
Reel Shut-Off Valve Assembly No. 58-5460 32	Governor Assembly 73
Front Lift Arm and A-Frame Assembly 33	Speed Control Plate Assembly 74
Reel Motor Assembly No. 93-1412 34	Nozzle Holder and Glow Plug Assembly 75
Hydraulic Cylinder Assembly No. 104-5225 35	Alternator and Pulley Assembly 76
Rear Lift Arm and Shut-Off Assembly 36	Alternator (Component Part) Assembly 77
Front Wheel and Motor Assembly 38	Starter Assembly 78
Piston Motor Assembly No. 58-5430 39	Starter (Component Part) Assembly No. 98-7734 79
Drive Gear Assembly No. 108-1434-03 40	Oil Switch and Plug Assembly 80
Rear Axle Assembly 41	Water Flange and Thermostat Assembly 81
Tie Rod Assembly No. 110-9719-03 43	Water Pump Assembly 82
Hydraulic Motor Assembly No. 104-5233 44	Valve and Rocker Assembly 83
Hydraulic Cylinder Assembly No. 92-6057 45	Inlet Manifold Assembly 84
Engine Installation Assembly 46	Exhaust Manifold Assembly 85
Engine Attachment Assembly 47	Gasket Assembly 86
Hydraulic Pump Assembly 48	Attachments and Accessories List 87

Part Description Abbreviations

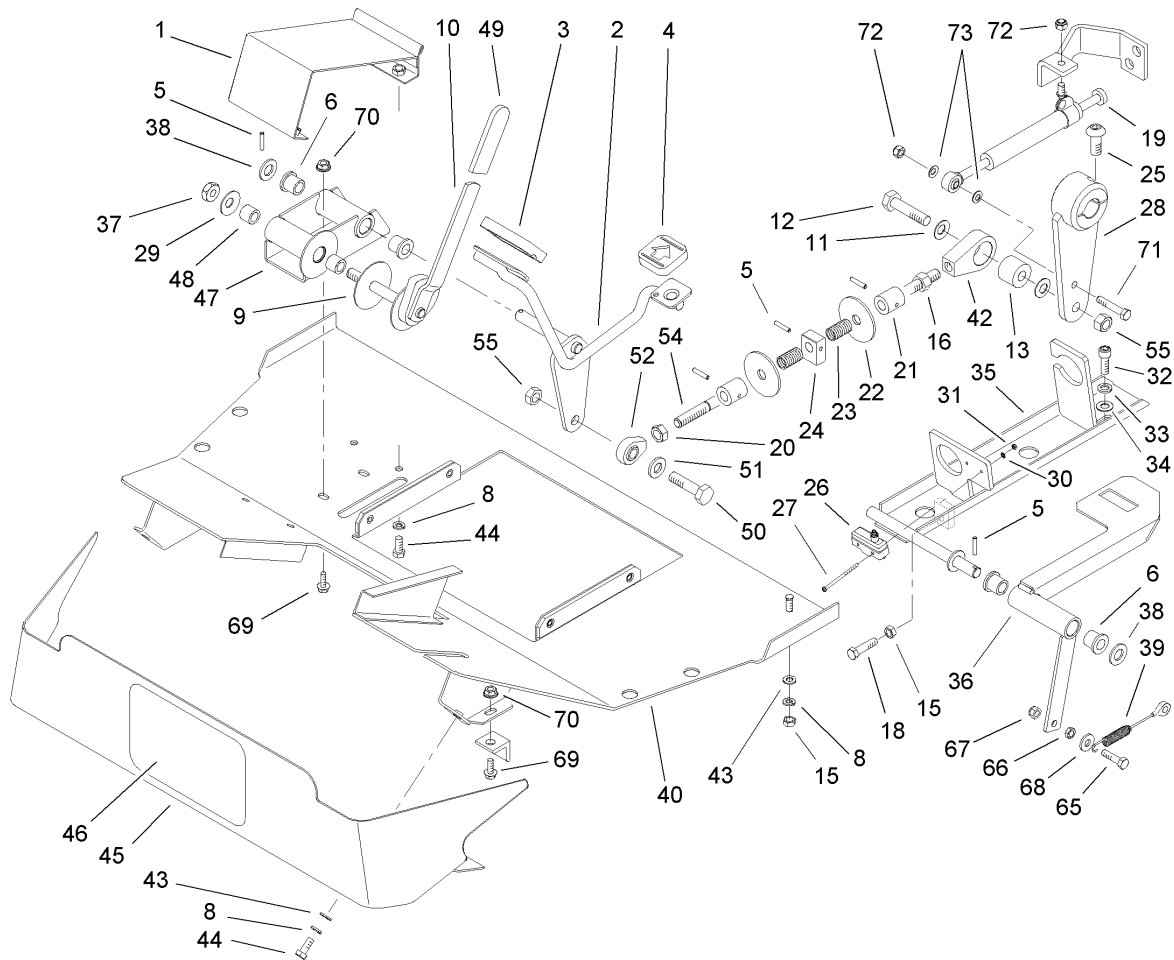
Part descriptions in this catalog may include the following abbreviations.

AR.	as required	HYD.	hydraulic
ASM.	assembly	LH.	left hand
BBC.	blade brake clutch	NI.	nylon insert
CARR.	carriage	NPTF.	national pipe thread fine
DEG.	degrees	PFH.	phillips flat head
EXT.	external	PPH.	phillips pan head
FH.	flat head	PPHTF.	phillips pan head thread forming
GA.	gauge	PRH.	phillips round head
HD.	heavy-duty	PTH.	phillips truss head
HF.	hex flange	PTO.	power-take-off
HH.	hex head	RH.	right hand
HHF.	hex head flange	ROPS.	roll-over protection system
HHFTF.	hex head flange thread forming	SFH.	slotted fillister head
HJ.	hex jam	SHH.	slotted hex head
HLH.	hex lag head	SHWH.	slotted hex washer head
HOC.	height-of-cut	SPH.	slotted pan head
HSBH.	hex socket button head	SQH.	square head
HSFH.	hex socket flat head	SRH.	slotted round head
HSH.	hex socket head	STD.	standard
HWH.	hex washer head	TAP.	self tapping
HWHTF.	hex washer head thread forming	TTH.	torx truss head

Footnotes

❶ Not illustrated

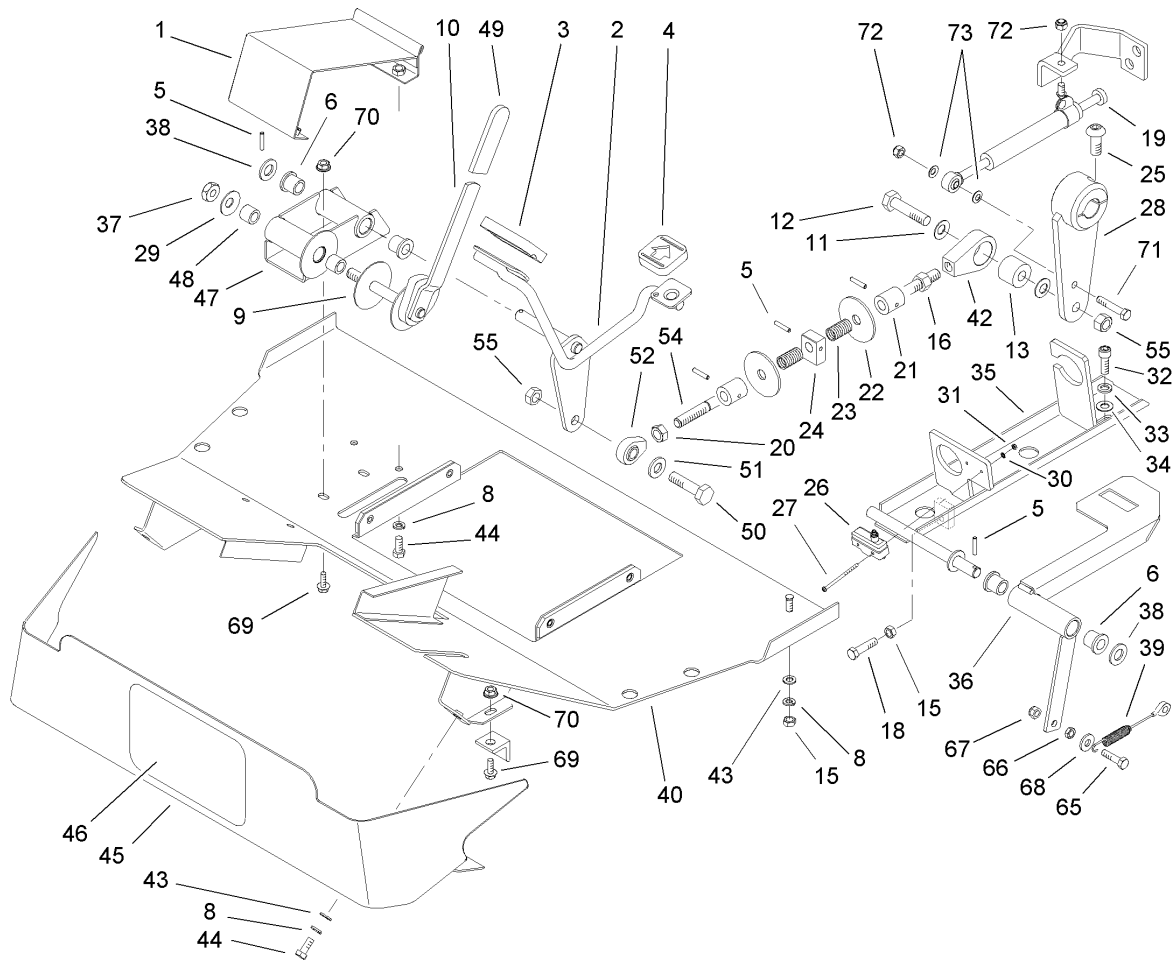
❷ Not serviced separately



Foot Rest and Traction Pedal Assembly

Ref	Part No.	Qty.	Description
1	58-9580-03	1	Rest-Foot
2	60-0640-01	1	Pedal-Traction
3	74-9100	1	Pad-Pedal, Forward
4	74-9110	1	Pad-Pedal, Reverse
5	60-2110	5	Pin
6	48-6790	4	Bearing
8	42-9850	10	Washer-Lock, Spring
9	3-2858	1	Disc-Friction
10	60-1130	1	Lever
11	3290-483	3	Washer-Conical
12	325-9	1	Screw-HH
13	47-7030	1	Bushing-Rubber
15	33014-00	5	Nut-Hex
16	3217-9	1	Nut-HH
18	48-7740	2	Screw
19	48-7100	1	Damper-Steering
20	3219-5	1	Nut-Hex
21	58-4310	2	Collar-Pinned
22	58-5100	2	Washer-Traction
23	60-5700	2	Spring
24	58-9010	1	Tab-Clamp
25	3274-89	1	Screw-HSH
26	29-6163	1	Switch-Micro
27	3249-11	2	Screw-Machine

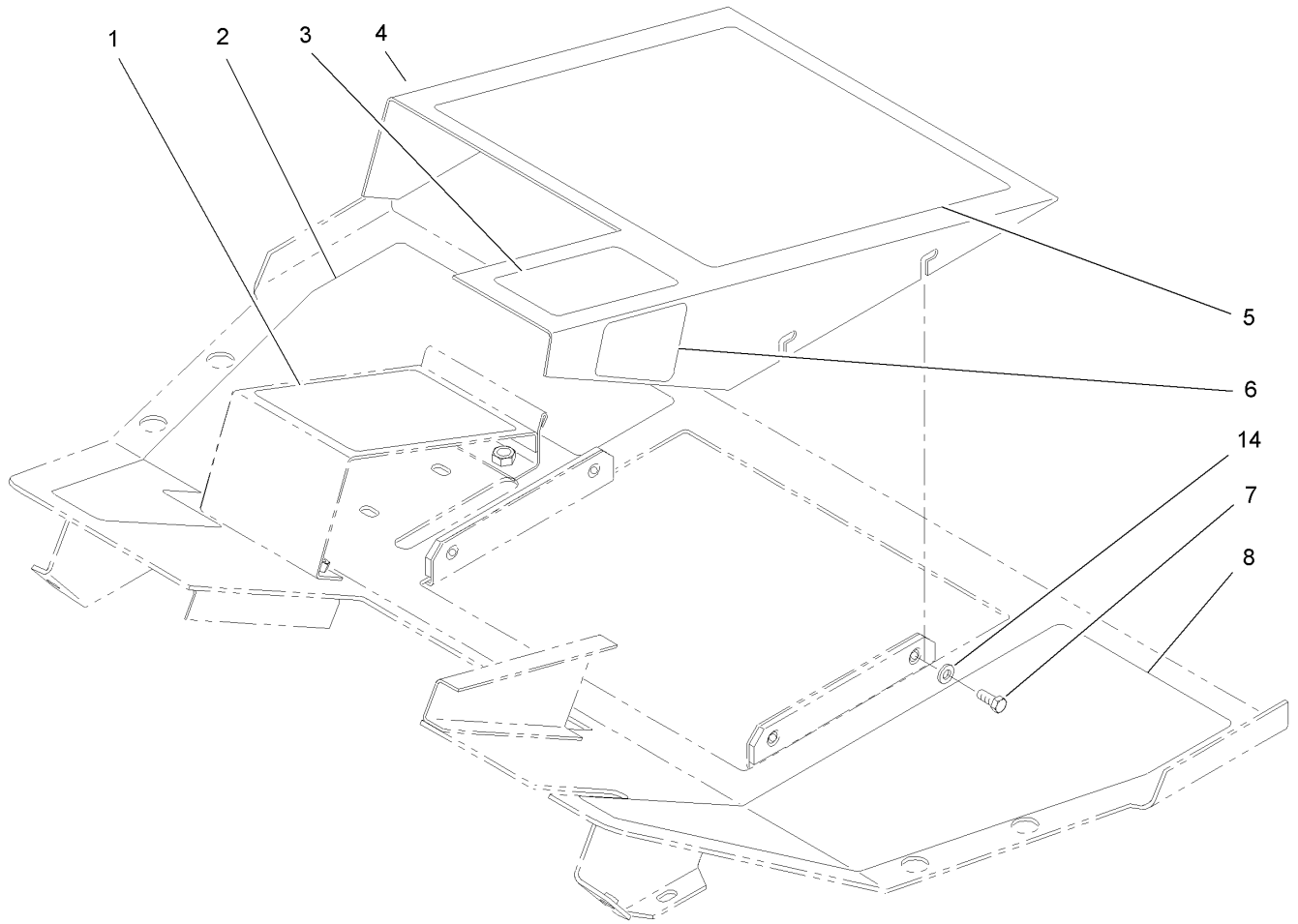
Ref	Part No.	Qty.	Description
28	98-1209-03	1	Lever-Pump
29	60-6990	1	Washer
30	3255-24	2	Washer-Lock / EXT
31	3217-29	2	Nut-Hex
32	3274-7	2	Screw-HSH
33	3253-5	2	Washer-Lock
34	3256-24	2	Washer-Flat
35	112-6500-01	1	Bracket-Lock, Neutral
36	92-9228-03	1	Lever ASM
37	3296-19	1	Nut-Hex
38	60-6740	3	Washer
39	92-9221	1	Cable ASM
40	92-4730-03	1	Plate-Floor
42	60-0760	1	Clevis-Rod, Traction
43	33094-00	6	Washer-Plain
44	33114-020	7	Screw-HH
45	58-0400-01	1	Shroud
46	62-7400	1	Decal
47	60-0600-03	1	Bracket-Pivot
48	60-1110	2	Bushing
49	3-7877	1	Grip-Handle
50	325-7	1	Screw-HH
51	3256-26	1	Washer-Flat
52	2411-44	1	End-Rod



Foot Rest and Traction Pedal Assembly (continued)

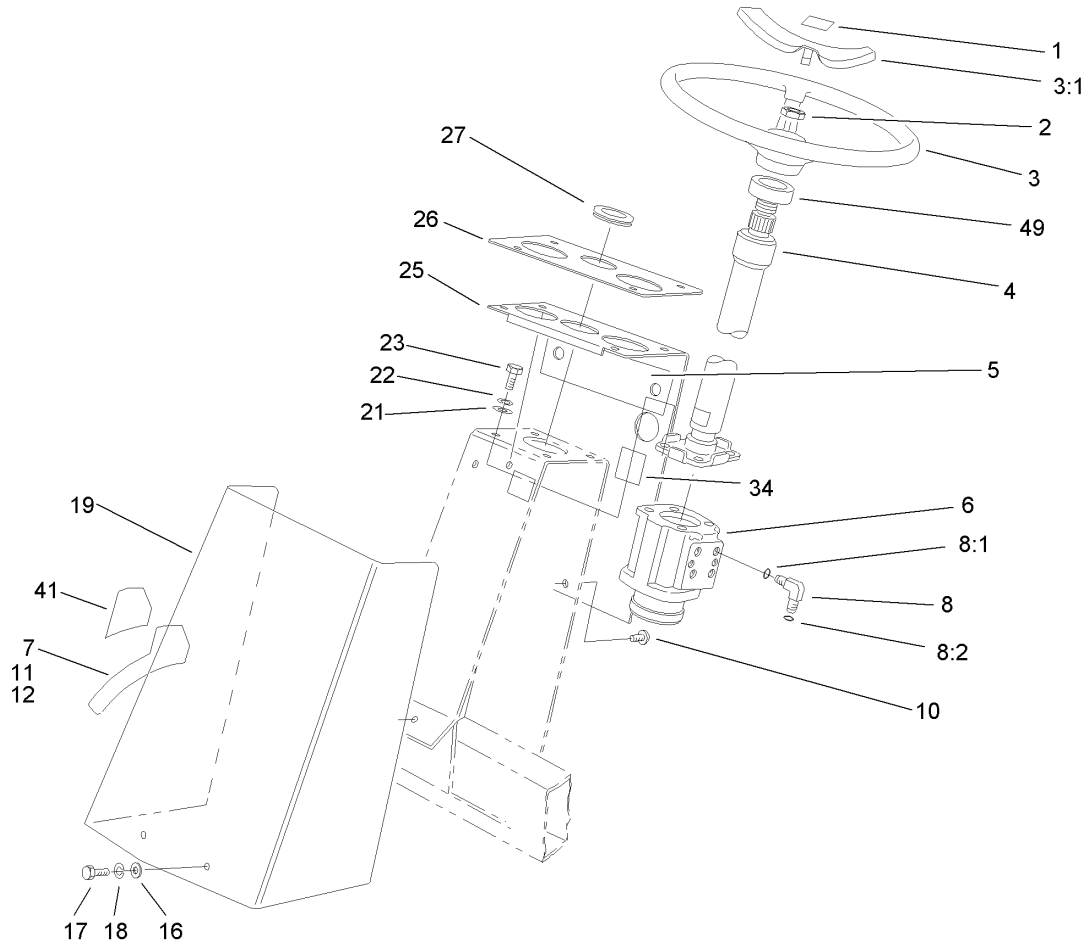
Ref	Part No.	Qty.	Description
54	76-3430	1	Rod-Traction
55	3296-25	2	Nut-Lock, NI
65	322-6	1	Screw-HH
66	3218-2	1	Nut-Jam
67	3296-29	1	Nut-Lock, NI
68	3256-3	1	Washer-Flat
69	3234-5	4	Screw-HHF
70	32128-20	4	Nut-HF
71	33114-045	1	Screw-HH
72	33024-00	2	Nut-Lock
73	3290-482	2	Washer-Belleville

--	--	--	--



Floor Plate Assembly

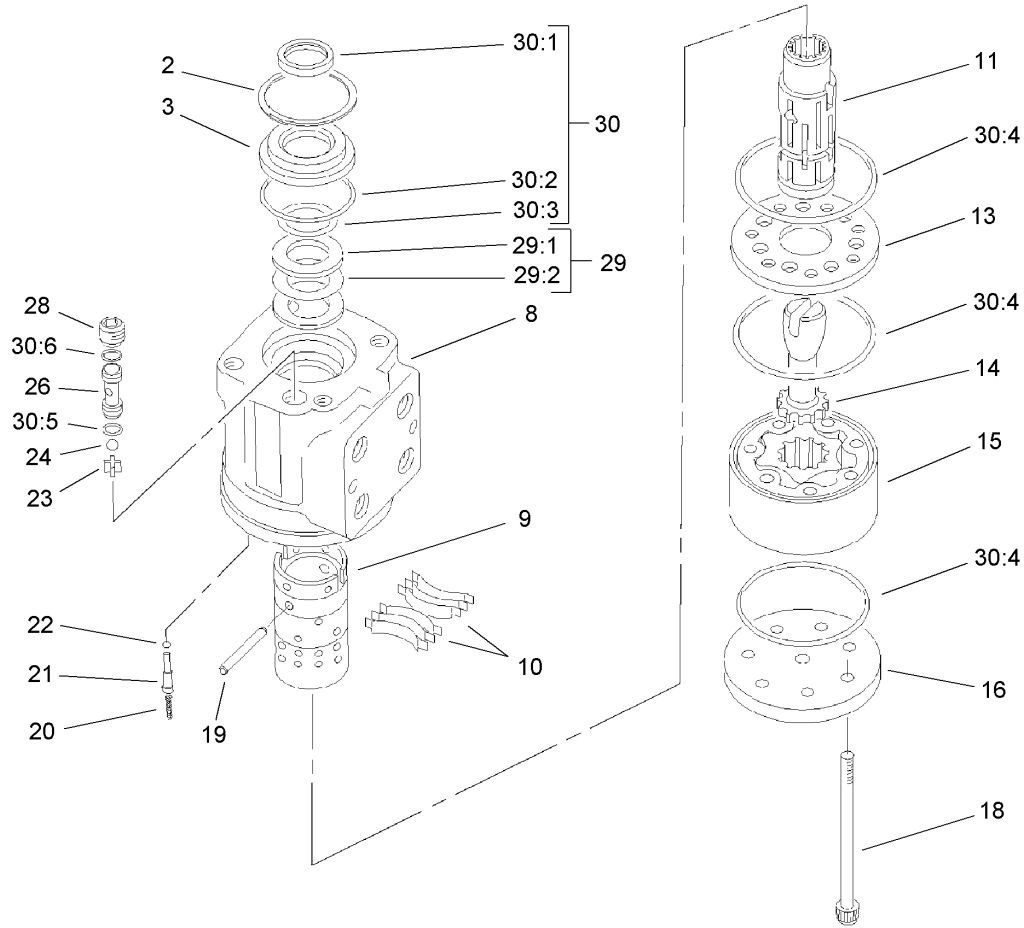
Ref	Part No.	Qty.	Description
1	59-7280	1	Pad-Pedal, Traction
2	58-6510	1	Pad-Footrest, RH
3	62-6440	1	Pad-Foot
4	58-7390-03	1	Footrest
5	58-6630	1	Pad-Floor, Center
6	93-9409	1	Decal-Latch
7	33113-016	3	Screw-HH
8	58-6620	1	Pad-Footrest, LH
14	3256-16	3	Washer-Flat



Steering Tower Assembly

Ref	Part No.	Qty.	Description
1	98-1459	1	Decal
2	107-2562	1	Nut-Hex
3	98-1471	1	Wheel-Steering
3:1	98-1468	1	Cover-Wheel, Steering
4	98-3808	1	Column-Steering
5	93-9399	1	Decal-Noise
6	92-9220	1	Steering Control ASM
7	93-9397	1	Decal-Speed, Ground
8	340-18	4	Fitting-HYD, 90 DEG
8:1	237-79	1	O-Ring
8:2	237-22	1	O-Ring
10	60-3260	1	Screw
11	63-4330	1	Decal-Overlay, 5 Blade
12	63-4340	1	Decal-Overlay, 11 Blade
16	33093-00	2	Washer-Flat
17	33113-012	2	Screw-HH
18	43-5930	2	Washer-Spring
19	58-0500-01	1	Cover-Valve, Steering
21	3256-24	4	Washer-Flat
22	3253-5	4	Washer-Lock
23	323-8	4	Screw-HH
25	82-9310-03	1	Panel-Display
26	107-1817	1	Decal-Panel, Display
27	60-0790	1	Grommet

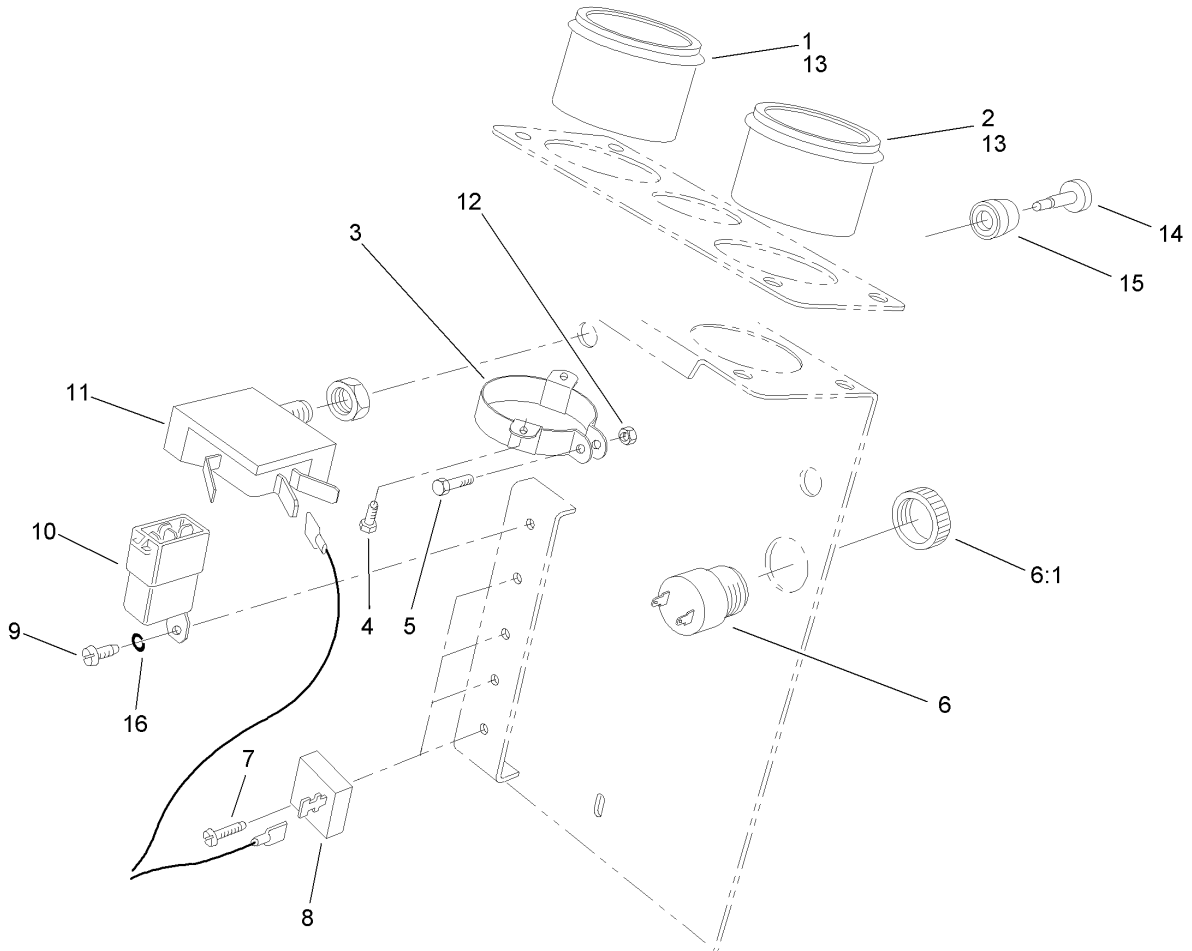
Ref	Part No.	Qty.	Description
34	105-4674	1	Decal-Noise
41	93-9427	1	Decal-Clip, 5 Blade
49	21-9260	1	Cover-Dust



Steering Control Assembly No. 92-9220

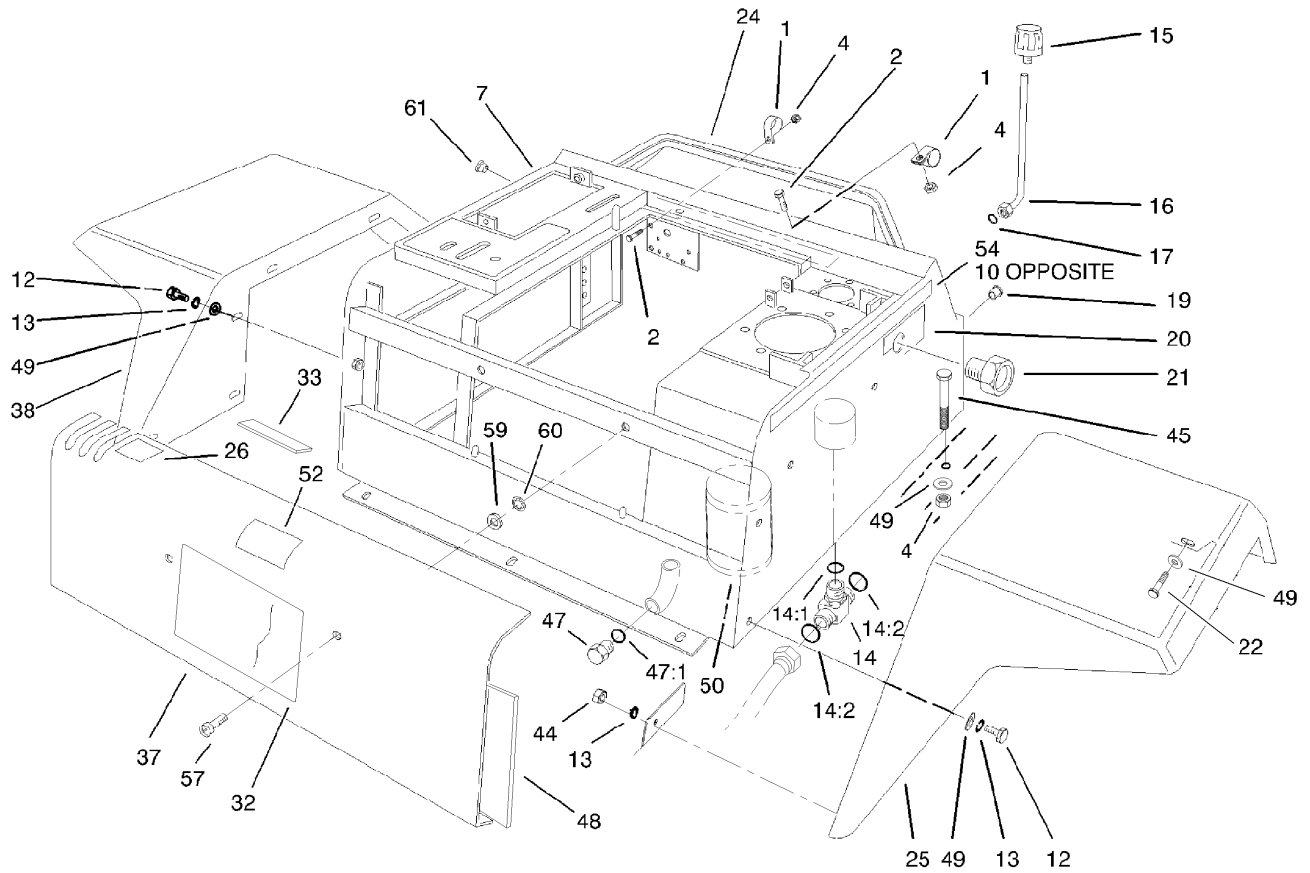
Ref	Part No.	Qty.	Description
2	52-9230	1	Ring-Retaining
3	52-9240	1	Bushing
28		1	Housing
29		1	Sleeve-Control
10	59-6820	1	Centering Spring Kit
11		1	Spool-Control
13	92-9732	1	Plate-Wear
14	59-6860	1	Drive
15	59-6870	1	Gerotor
16	92-9730	1	Cap-End
18	92-9733	7	Screw-Cap
19	59-6830	1	Centering Pin Kit
20	74-3090	2	Spring-Anti-Cav
21	92-9737	2	Plug-Retainer
22	74-3140	2	Ball-Check, Anti-Cav
23	52-9290	1	Retainer-Checkball
24	52-9280	1	Checkball
26	52-9270	1	Seat-Checkball
28	52-9260	1	Screw-Set
29	52-9250	1	Bearing Kit
29:1	59-6730	2	Race
29:2	59-6740	1	Bearing
30	92-9749	1	Seal Kit
30:1		1	Seal-Dust

Ref	Part No.	Qty.	Description
30:2		1	Seal-Dust
30:3		1	Seal-Dust
30:4		3	Seal-Dust
30:5		1	Seal-Dust
30:6		1	Seal-Dust



Steering Tower Electrical Assembly

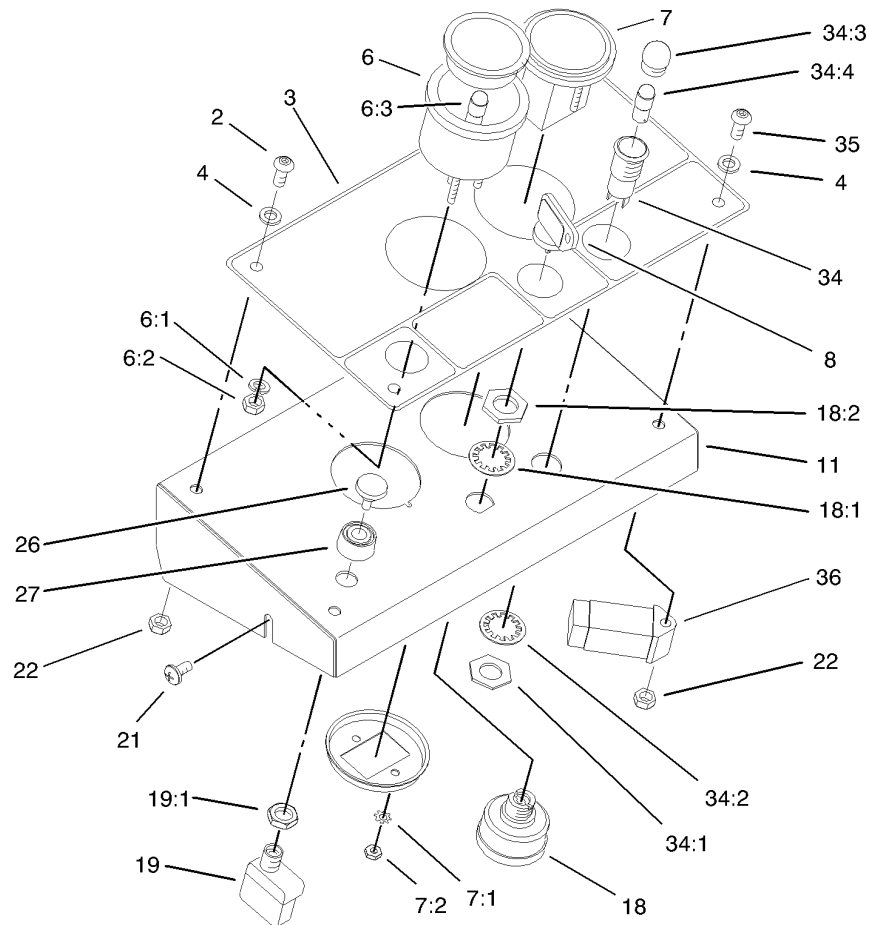
Ref	Part No.	Qty.	Description			
1	93-1434	1	Gauge-Cluster, Warning			
2	93-1435	1	Gauge-Cluster, Warning			
3	69-4780	2	Clamp-Gauge			
4	32144-19	4	Screw-SHWH			
5	32105-12	2	Screw			
6	80-9330	1	Alarm-Audio			
6:1	104-5107	1	Nut-Plastic, Knurled			
7	3251-4	4	Screw			
8	37-7600	4	Rectifier-Bridge			
9	3251-1	1	Screw-PPH			
10	70-1480	1	Relay			
11	43-6290	2	Switch			
12	3296-2	2	Nut-Lock			
13	219-17	8	Bulb			
14	43-6280	2	Button-Push			
15	43-6420	2	Bezel			
16	3253-2	1	Washer-Lock / Sp			



Fender and Center Console Assembly

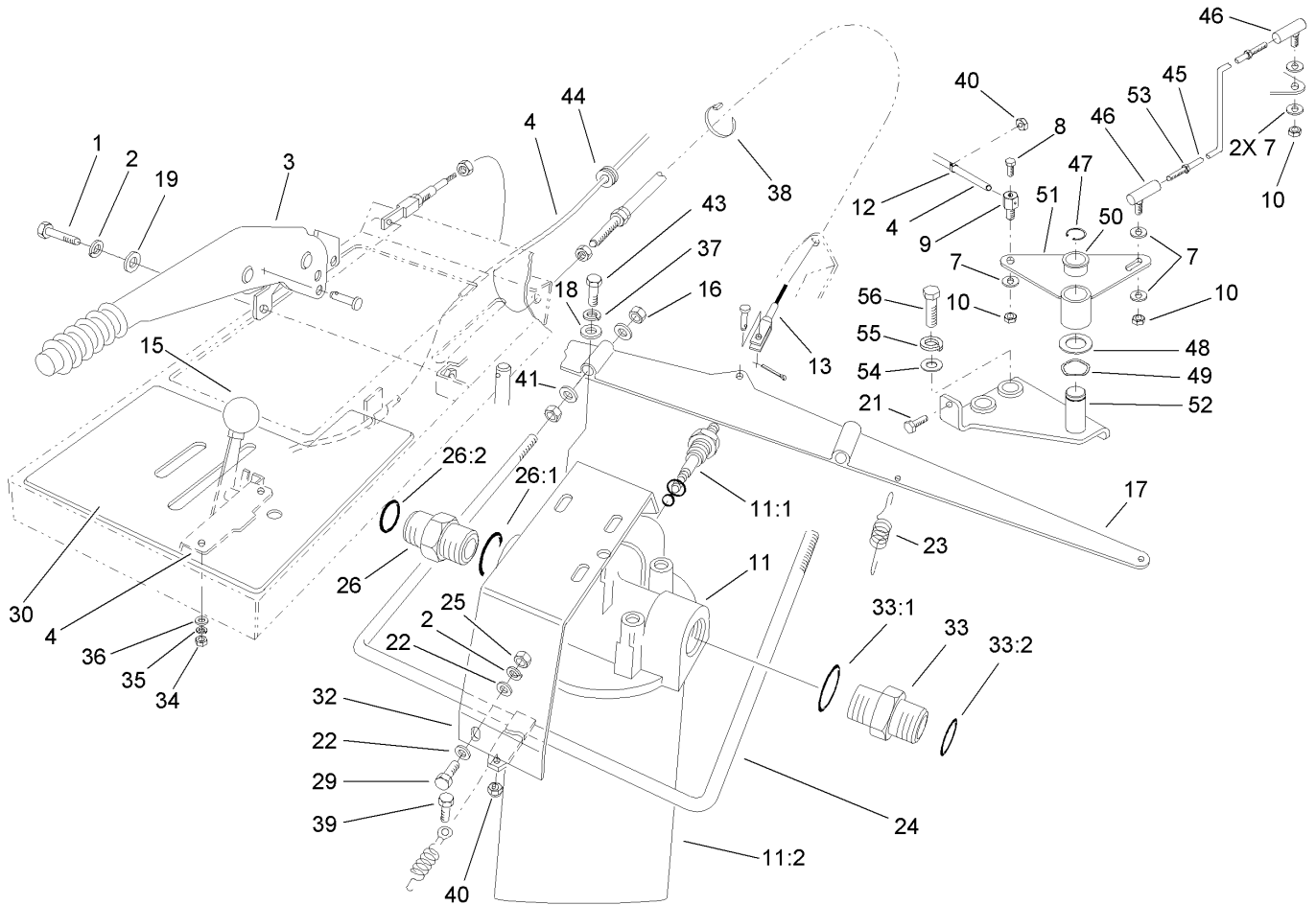
Ref	Part No.	Qty.	Description
1	2412-106	2	Clamp-R
2	321-5	2	Screw-HH
4	3296-42	4	Nut-Lock, NI
7	92-9273-03	1	Console-Center
10	86-6490	1	Decal-4Wd, RH
12	33113-016	10	Screw-HH
13	43-5930	10	Washer-Spring
14	92-4799	1	Fitting-Tee, HYD
14:1	237-79	1	O-Ring
14:2	237-22	2	O-Ring
15	68-6150	1	Breather
16	98-3844	1	Breather Tube ASM
17	237-65	1	O-Ring
19	32148-6	4	Insert-Nut
20	93-9406	1	Decal-Glass, Sight
21	58-5940	1	Plug-Gage, Sight
22	48-6900	4	Screw
24	92-5682	1	Strip-Sealing
25	58-0980-01	1	Mudguard-LH
26	93-9407	1	Decal-Lever, Lift
32	104-5203	1	Decal-Hillside (Ansi)
32	104-5204	1	Decal-Hillside (Ce)
33	68-7840	1	Strip-Sealing
37	58-1750-03	1	Panel-Access

Ref	Part No.	Qty.	Description
38	92-4746-01	1	Mudguard-RH
44	48-7890	2	Nut
45	321-24	2	Screw-HH
47	58-9160	1	Plug-Drain
47:1	237-80	1	O-Ring
48	68-7810	1	Panel-Lining
49	3256-22	16	Washer-Flat
50	48-7120	1	Element-Suction
52	93-9425	1	Decal-Danger
54	92-5699	1	Decal-4Wd, LH
57	3250-36	2	Screw-PPH
59	3256-3	2	Washer-Flat
60	32151-72	2	Ring-Retaining
61	92-6059	5	Plug-Button



Instrument Panel Assembly

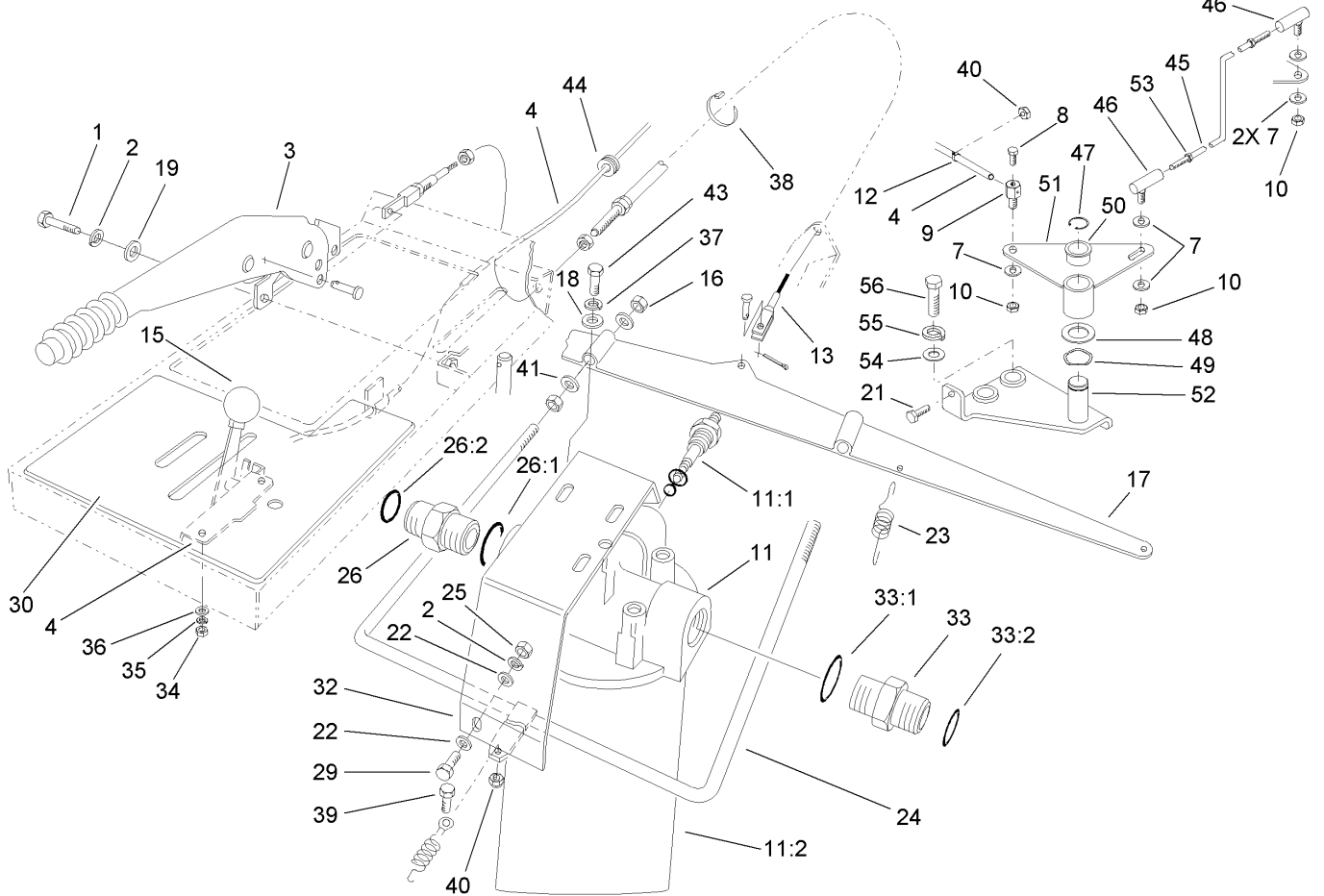
Ref	Part No.	Qty.	Description	Ref	Part No.	Qty.	Description
2	3274-31	3	Screw-HSBH	34:3	218-533	1	Lens
3	107-1819	1	Decal-Plate, Face	34:4		1	Bulb
4	3256-60	4	Washer-Flat	35	3274-65	1	Screw-HSBH
6	98-9339	1	Gauge-Fuel	36	98-7611	1	Controller-Glow
6:1	3254-1	3	Washer-Lock, Int				
6:2	3217-27	3	Nut-Hex				
6:3	105-9265	1	Bulb And Lamp ASM				
7	66-2950	1	Gauge-Hourmeter				
7:1	3255-20	2	Washer-Lock				
7:2	3217-25	2	Nut-Hex				
8	63-8360	1	Key-Ignition				
11	98-3829-03	1	Panel-Instrument				
18	88-9830	1	Key Switch ASM				
18:1	3254-5	1	Washer-Tooth				
18:2	218-461	1	Nut-HH				
19	72-9760	1	Switch				
19:1	218-498	1	Locknut				
21	60-2170	2	Screw				
22	3296-42	4	Nut-Lock, NI				
26	43-6280	1	Button-Push				
27	43-6420	1	Bezel				
34	44-2210	1	Light-Indicator, Red				
34:1	218-535	1	Nut-Hex				
34:2	218-536	1	Washer-Lock				



Parking Brake, Throttle and Oil Filter Assembly

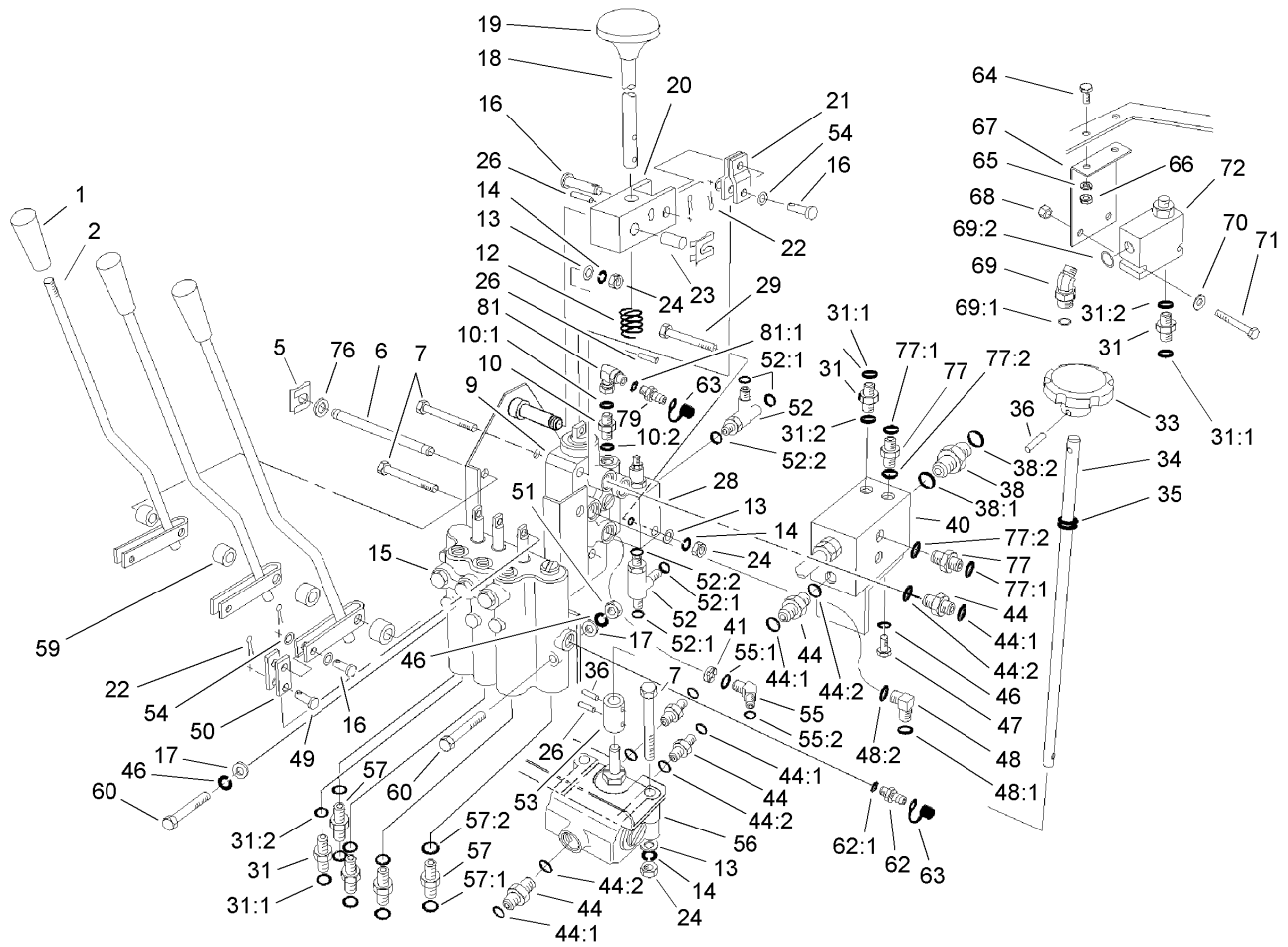
Ref	Part No.	Qty.	Description
1	33114-016	2	Screw-HH
2	42-9850	4	Washer-Lock, Spring
3	53-6070	1	Lever-Brake
4	59-7240	1	Control-Throttle
7	3256-22	5	Washer-Flat
8	25-8640	1	Screw-HH
9	93-0021	1	Swivel-Cable, Throttle
10	3296-13	3	Nut-Lock NI
11	86-6090	1	HYD Oil Filter ASM
11:1	86-6100	1	Indicator-Electrical
11:2	86-6110	1	Filter-Element
12	2412-31	1	Clamp-Boden
13	92-9222	1	Cable-Handbrake
15	233-25	1	Knob-Control
16	3217-6	4	Nut-Hex
17	58-2170-03	1	Bar-Linkage, Brake
18	3256-3	3	Washer-Flat
19	33094-00	2	Washer-Plain
21	321-4	1	Screw-HH
22	3256-23	4	Washer-Flat
23	60-2140	2	Spring
24	92-9225	1	Yoke
25	3217-6	2	Nut-Hex
26	340-80	1	Adapter

Ref	Part No.	Qty.	Description
26:1	237-123	1	O-Ring
26:2	340-65	1	O-Ring
29	322-6	2	Screw-HH
30	107-1818	1	Decal-Panel, Side Control
32	84-6470-03	1	Bracket-Filter
33	340-10	1	Adapter
33:1	237-123	1	O-Ring
33:2	340-64	1	O-Ring
34	48-7880	2	Nut-Hex
35	48-8000	2	Washer-Lock
36	52-6430	2	Washer
37	3253-5	3	Washer-Lock
38	3290-378	1	Tie-Cable
39	11-9030	1	Screw-Shoulder
40	3296-42	2	Nut-Lock, NI
41	3256-23	4	Washer-Flat
43	323-5	3	Screw-HH
44	60-2370	1	Grommet
45	98-1261	1	Rod-Throttle
46	98-3845	2	Joint-Ball, Rod End
47	936125	1	Ring-Snap, External
48	67-9410	1	Washer
49	98-3846	1	Washer-Wave
50	256-252	2	Bearing-Flange



Parking Brake, Throttle and Oil Filter Assembly (continued)

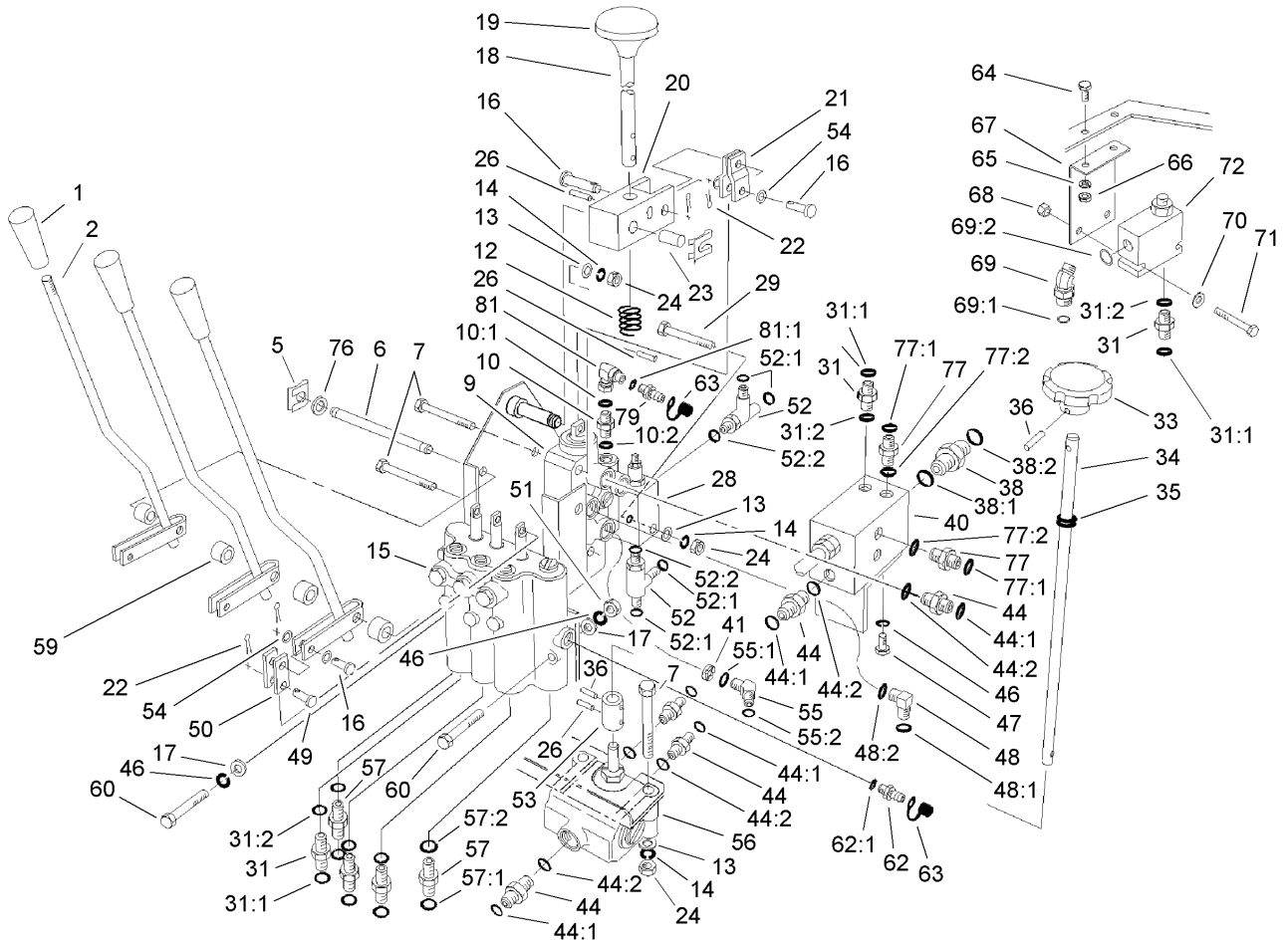
Ref	Part No.	Qty.	Description
51	98-1257-03	1	Lever-Throttle
52	98-1256-03	1	Plate-Throttle
53	3220-1	2	Nut-Jam
54	3256-24	2	Washer-Flat
55	48-9590	2	Washer-Lock
56	56-2140	2	Bolt



Valve Control Assembly

Ref	Part No.	Qty.	Description
1	233-39	3	Knob-Control
2	74-3190	3	Lever-Lift
5	60-5690	3	Clip
6	58-1520	1	Pin
7	322-12	4	Screw-HH
9	63-4800	1	Motor-Spool, Valve
10	340-88	1	Adapter
10:1	237-22	1	O-Ring
10:2	237-78	1	O-Ring
12	58-7190	1	Spring
13	3256-23	5	Washer-Flat
14	3253-4	5	Washer-Lock
15	93-1432	1	3 Spool Valve ASM
16	58-3830	5	Pin-Clevis
17	33093-00	2	Washer-Flat
18	58-4450	1	Lever
19	233-10	1	Knob-Lever
20	58-4460	1	Clevis
21	58-1570	2	Link
22	3272-1	8	Pin-Cotter
23	60-0550	1	Bushing
24	3217-6	5	Nut-Hex
26	32121-118	3	Pin-Roll
28	58-5520	1	Valve-Relief, Adjustable

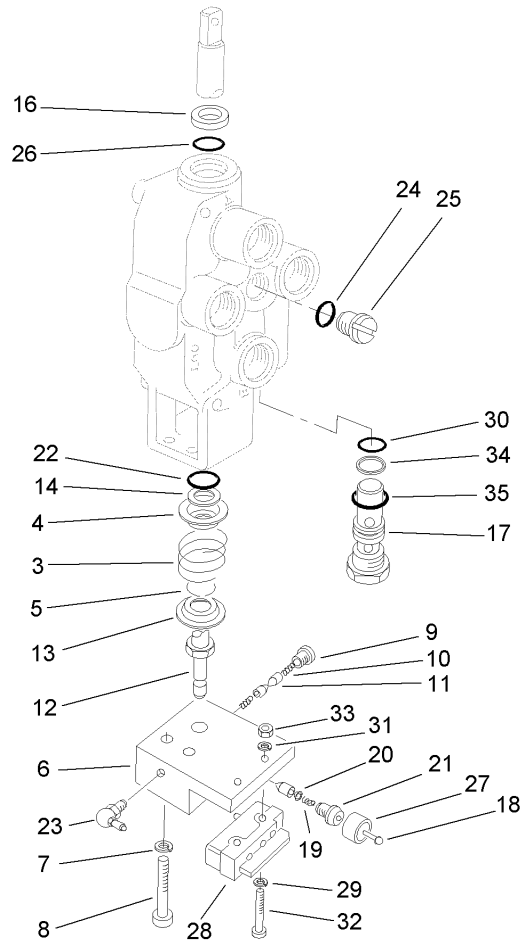
Ref	Part No.	Qty.	Description
29	322-9	1	Screw-HH
31	340-2	5	Fitting-HYD, Straight
31:1	237-22	1	O-Ring
31:2	237-42	1	O-Ring
33	59-7130	1	Knob-Control, Speed
34	58-1510	1	Shaft
35	59-7910	1	Grommet
36	60-2110	2	Pin
38	340-80	1	Adapter
38:1	237-123	1	O-Ring
38:2	340-65	1	O-Ring
40	58-2150	1	Block-Manifold
41	66-5410	1	Orifice
44	340-7	6	Adapter
44:1	237-65	1	O-Ring
44:2	237-80	1	O-Ring
46	43-5930	4	Washer-Spring
47	33113-016	2	Screw-HH
48	340-17	2	Fitting-HYD, 90 DEG
48:1	237-65	1	O-Ring
48:2	237-80	1	O-Ring
49	58-3810	3	Pin-Clevis
50	58-1560	6	Link
51	48-7890	1	Nut



Valve Control Assembly (continued)

Ref	Part No.	Qty.	Description
52	340-86	2	Fitting-HYD, Tee
52:1	237-22	2	O-Ring
52:2	237-42	1	O-Ring
53	93-7768	1	Coupling
54	52-6430	8	Washer
55	66-5860	1	Fitting-Elbow, 45
55:1	237-80	1	O-Ring
55:2	237-65	1	O-Ring
56	58-5490	1	Valve-Control, Flow
57	340-3	2	Adapter
57:1	237-22	1	O-Ring
57:2	237-79	1	O-Ring
59	58-1540	4	Spacer-Nylon
60	33113-050	2	Screw-HH
62	59-7410	1	Tip-Nipple, Diagnostic
62:1	237-42	1	O-Ring
63	353-947	3	Cap-Dust, Rubber
64	321-3	2	Screw-HH
65	3253-3	2	Washer-Lock
66	3217-5	2	Nut-Hex
67	63-4690-03	1	Bracket-Valve
68	3296-8	2	Nut-Lock
69	340-87	1	Fitting-HYD, 45 DEG
69:1	237-22	1	O-Ring

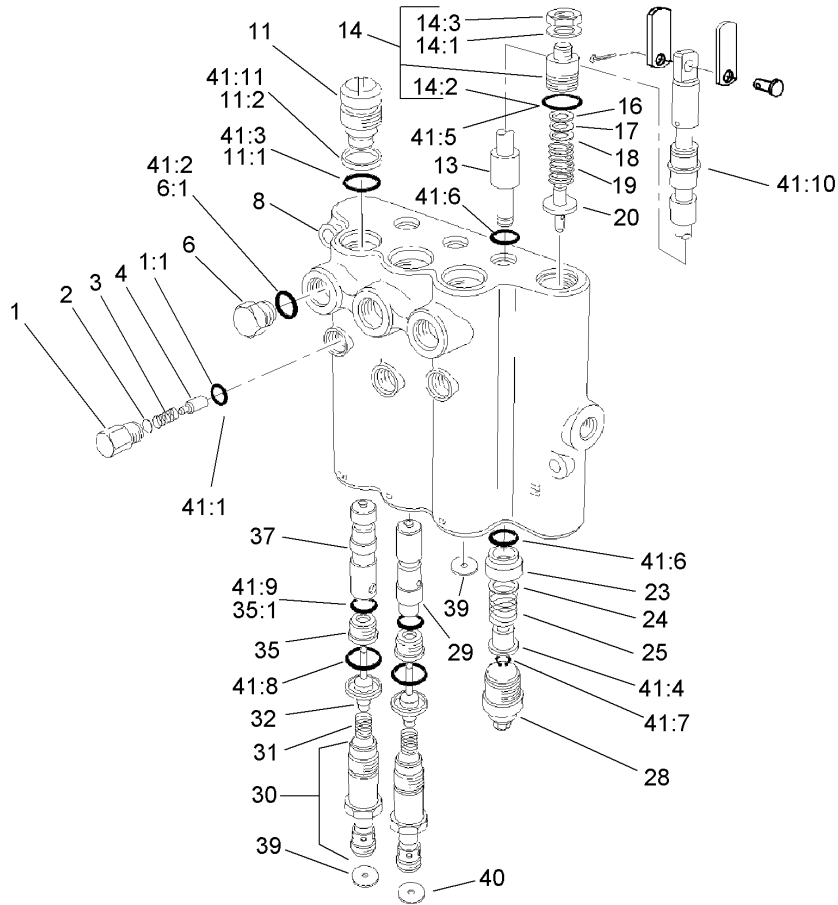
Ref	Part No.	Qty.	Description
69:2	237-42	1	O-Ring
70	3256-22	2	Washer-Flat
71	321-11	2	Screw-HH
72	63-4700	1	Valve-Flow, Regulator
76	3256-24	2	Washer-Flat
77	92-9258	3	Check-Adapter
77:1	237-22	1	O-Ring
77:2	237-42	1	O-Ring
79	86-5480	2	Nipple-Test
81	340-159	1	Fitting-HYD, 90 DEG
81:1	237-22	2	O-Ring



Valve Motor Spool Assembly No. 63-4800

Ref	Part No.	Qty.	Description
3	59-8040	1	Spring
4	59-8080	1	Washer
5	59-8170	1	Washer
6	63-4820	1	Block-Detent
7	59-8070	2	Lockwasher
8	63-4830	2	Capscrew
9	59-8060	1	Plug
10	59-8050	2	Spring
11	59-8150	3	Pawl
12	63-4840	1	Screw-Detent
13	59-8100	1	Washer
14	59-8180	1	Washer
16	59-8190	1	Wiper
17	63-4780	1	Valve
18	63-4850	1	Plunger
19	63-4510	1	Spring
20	63-4860	1	Circlip
21	59-8230	1	Plug
22	59-7780	1	Ring
23	302-66	1	Fitting-Grease
24	59-8140	1	Ring
25	59-8160	1	Plug
26	59-8120	1	Ring
27	66-5420	1	Sleeve

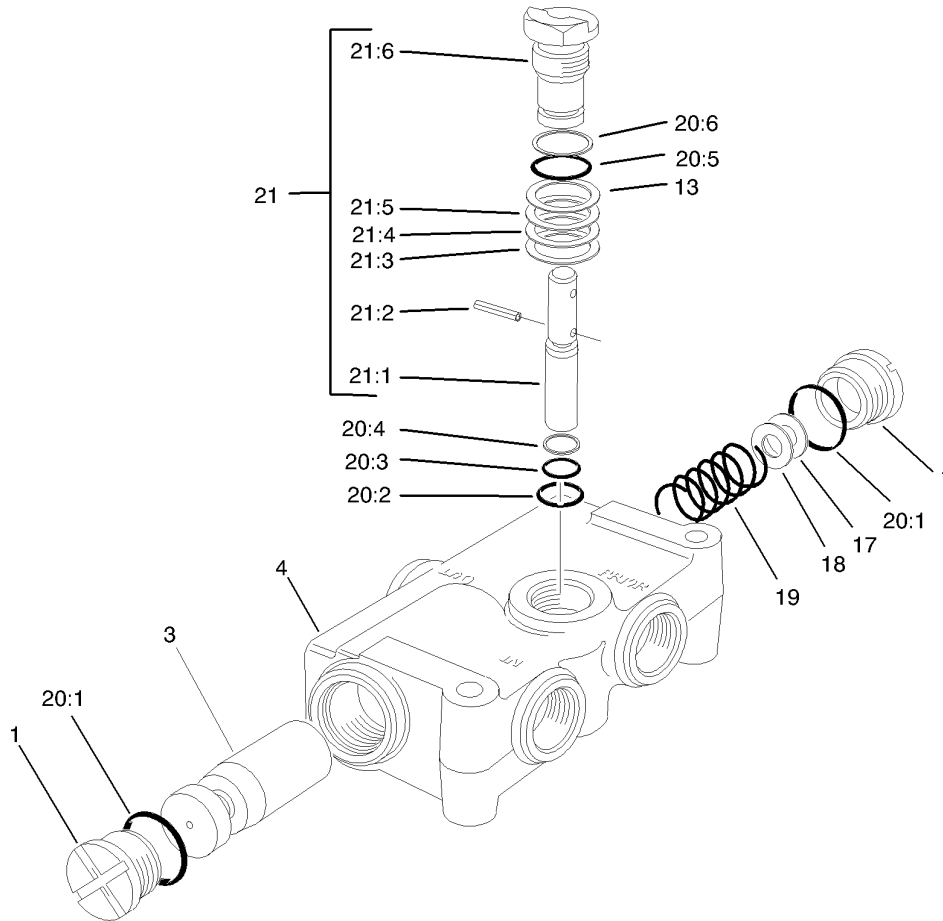
Ref	Part No.	Qty.	Description
28	60-4550	1	Switch-Micro
29	3256-13	2	Washer
30	63-4440	1	O-Ring
31	3253-19	2	Washer-Lock
32	66-5430	2	Screw
33	66-5440	2	Nut-Hex
34	59-7860	1	Washer
35	42-1220	1	O-Ring



Control Valve Assembly No. 93-1432

Ref	Part No.	Qty.	Description
1	58-6780	3	Plug
1:1	58-6790	1	O-Ring
2	60-6450	1	Disc
3	58-6760	3	Spring
4	58-6770	3	Plunger
6	353-508	3	Plug
6:1	237-42	1	O-Ring
28		1	Body
11	58-6350	3	Plug
11:1	60-5720	1	O-Ring
11:2	58-6370	1	Washer
13		3	Spool
14	69-1830	1	Plug ASM
14:1		1	Screw
14:2	58-6750	1	O-Ring
14:3		1	Nut-Lock
16	58-6470	1	Washer
17	58-6480	1	Washer
18	58-6490	1	Washer
19	84-6450	1	Spring
20	58-6440	1	Poppet
23	58-6400	3	Bushing
24	58-6700	3	Washer
25	58-6730	3	Spring

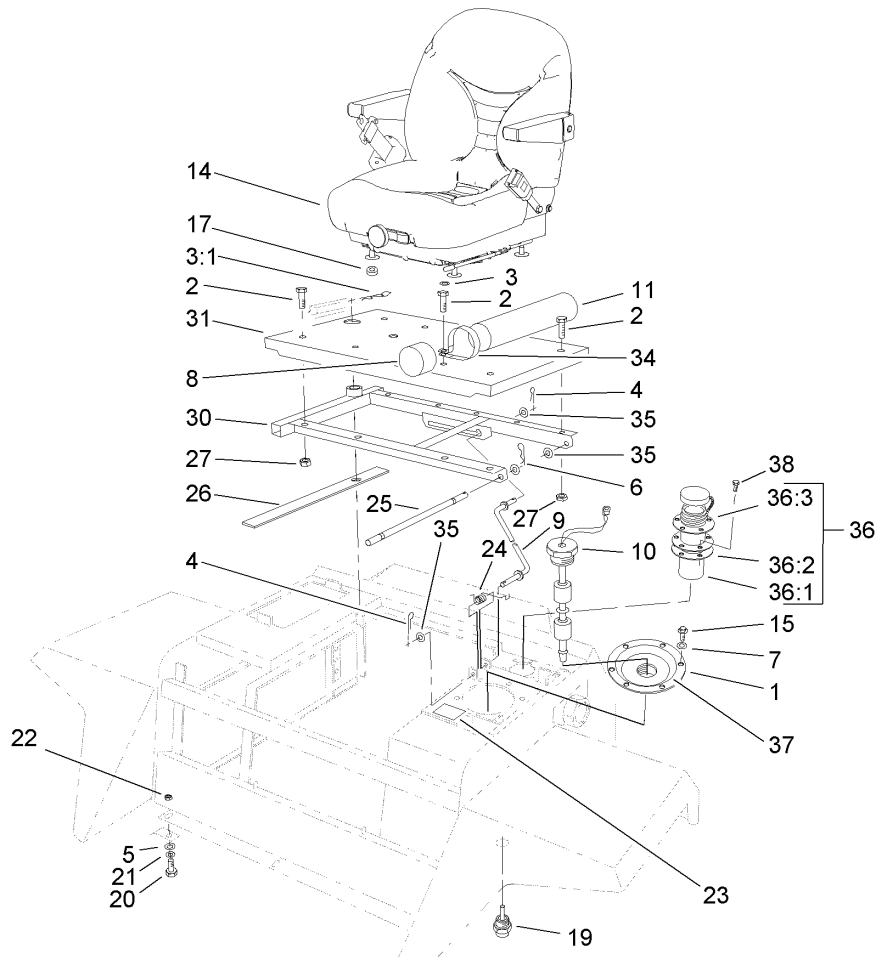
Ref	Part No.	Qty.	Description
28	58-6420	3	Cap
29	84-6430	1	Plunger
30	58-6380	3	Plug
31	58-6410	3	Spring
32	60-6440	3	Eyelet
35	58-6330	3	Seat
35:1	58-6340	1	O-Ring
37	84-6420	2	Plunger
39	84-6400	2	Disc-Orifice
40	84-6401	1	Disc-Orifice
41	60-3780	1	Seal Kit
41:1	58-6790	3	O-Ring
41:2	58-6720	3	O-Ring
41:3	60-5720	6	O-Ring
41:4	58-6310	6	Spacer
41:5	58-6750	1	O-Ring
41:6	58-6450	6	O-Ring
41:7	58-6460	3	Ring-Retaining
41:8	58-6290	3	Poppet
41:9	58-6340	3	O-Ring
41:10	58-6320	3	Wiper
41:11	58-6370	1	Washer



Priority Flow Control Valve Assembly No. 58-5490

Ref	Part No.	Qty.	Description
1	59-7600	2	Plug
②3		1	Spool
②4		1	Body
13	59-7720	1	Washer
17	59-7750	1	Washer
18	59-7760	1	Washer
19	59-7770	1	Spring
①20	63-4520	1	Seal Kit
20:1	59-7610	2	Ring
20:2	59-7640	1	Ring
20:3	59-7650	1	Ring
20:4	60-5950	1	Washer
20:5	59-7780	1	Ring
20:6	58-6370	1	Washer
21	94-8265	1	Plug-Metering
②21:1		1	Stem-Metering
②21:2		1	Pin-Groove
②21:3		1	Shim
②21:4		1	Shim
②21:5		1	Shim
②21:6		1	Plug-Metering

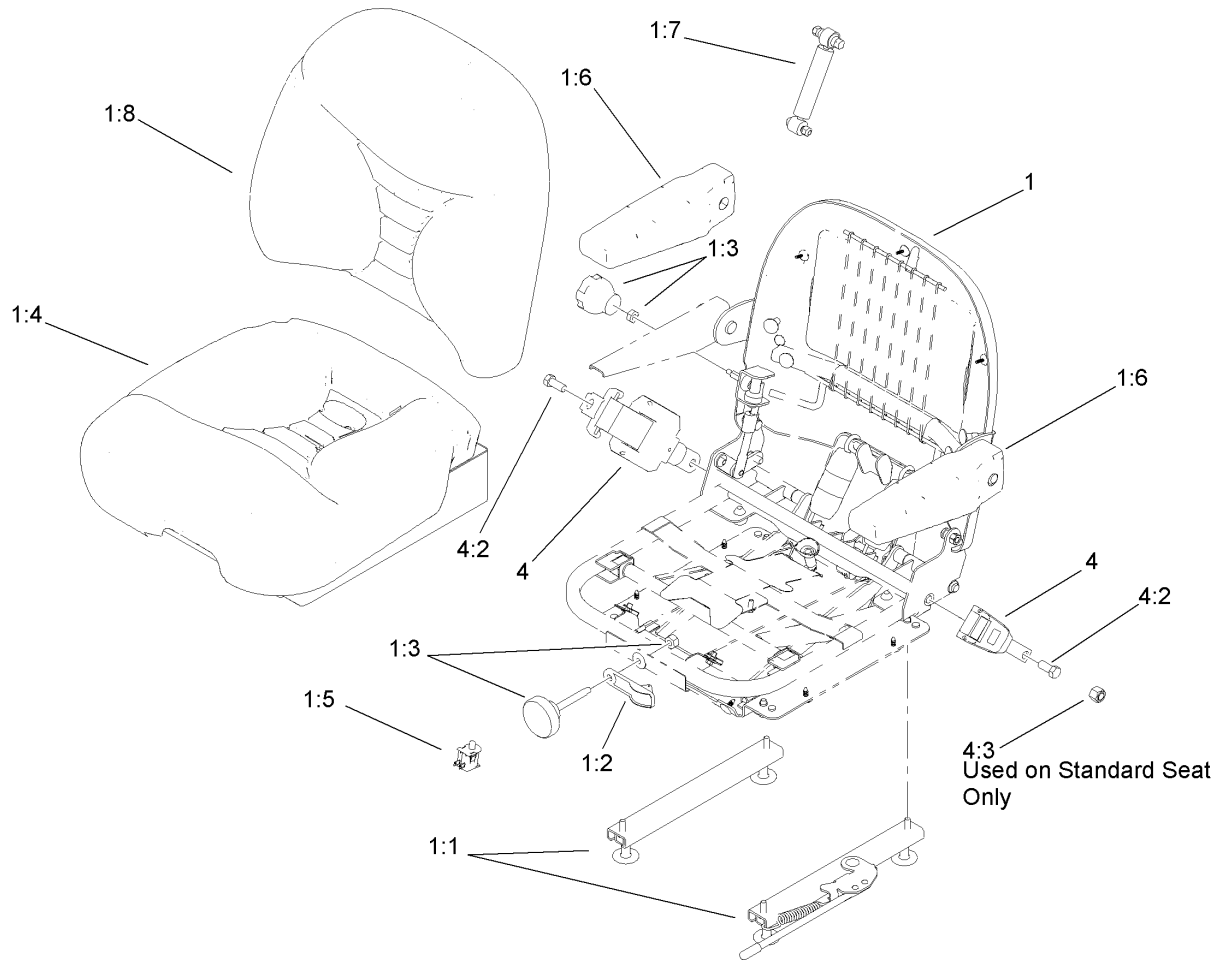
--	--	--	--



Seat Platform and Filler Cap Assembly

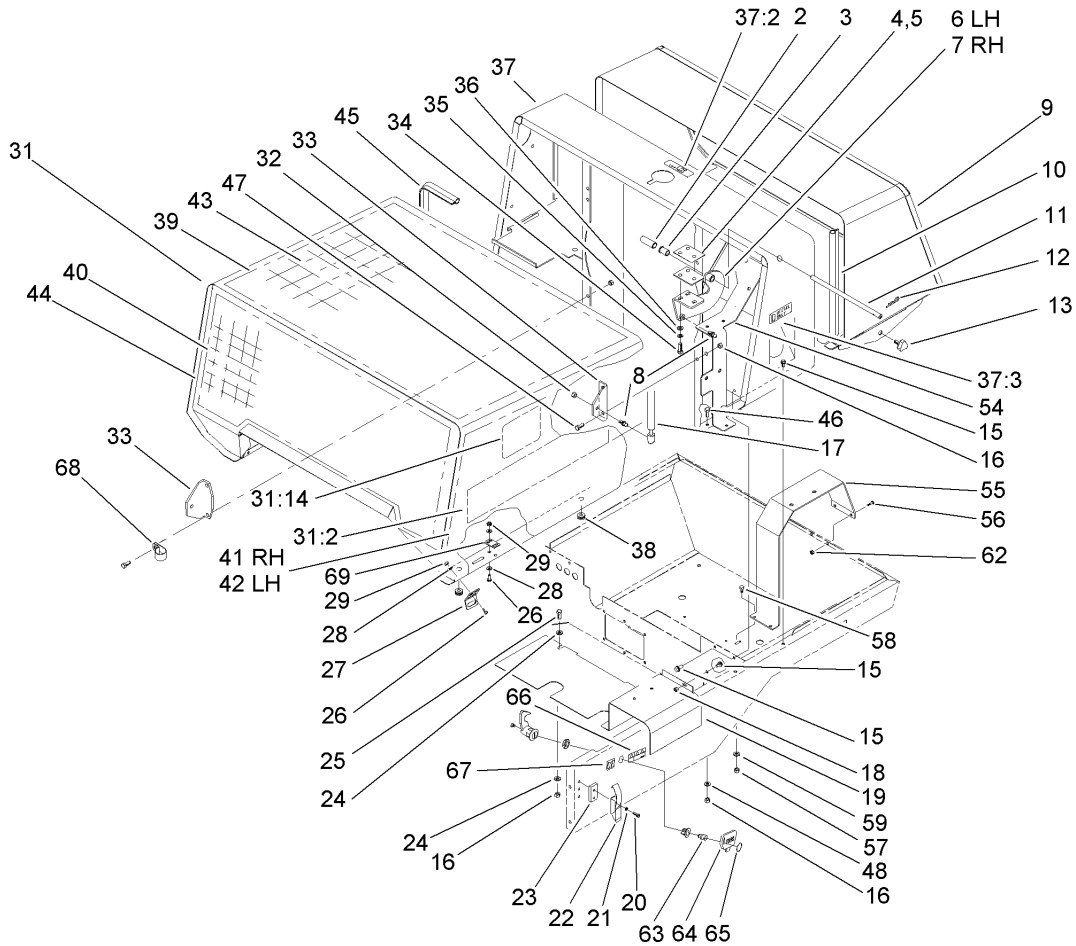
Ref	Part No.	Qty.	Description
1	92-9200	1	Cover
2	3234-5	6	Screw-HHF
3	60-2160	1	R-Clip ASM
3:1	3290-355	1	Pin-Hair
4	3272-11	2	Pin-Cotter
5	3256-24	2	Washer-Flat
6	3290-250	2	Pin-Hair
7	3253-15	6	Washer-Lock
8	104-7048	1	Cap-Housing
9	58-1650	1	Rod-Seat
10	82-9340	1	Level Switch ASM
11	104-7050	1	Housing-Manual
14	110-0838	1	Deluxe Seat ASM
15	46-0670	6	Screw-PPH
17	26-4840	4	Spacer-Pin, Mounting
19	60-5580	1	Switch-Temperature
20	323-7	2	Screw-HH
21	3253-21	2	Washer-Lock
22	32128-21	2	Nut-HF
23	93-6686	1	Decal-Oil, HYD
24	60-0050	1	Spring-Tray, Seat
25	58-1640	1	Pin-Pivot, Seat
26	68-7850	1	Strip-Sealing
27	32128-20	10	Nut-HF

Ref	Part No.	Qty.	Description
30	58-1580-03	1	Frame-Seat
31	58-9830-03	1	Plate-Seat
34	2412-133	2	R-Clamp
35	3256-24	4	Washer-Flat
36	71-4040	1	HYD Filler ASM
36:1	62-2610	1	Strainer-Cap, Filler
36:2	353-963	2	Gasket
36:3	353-961	1	Flange
37	58-6820	1	Gasket
38	32144-107	6	Screw



Deluxe Seat Assembly No. 110-0838

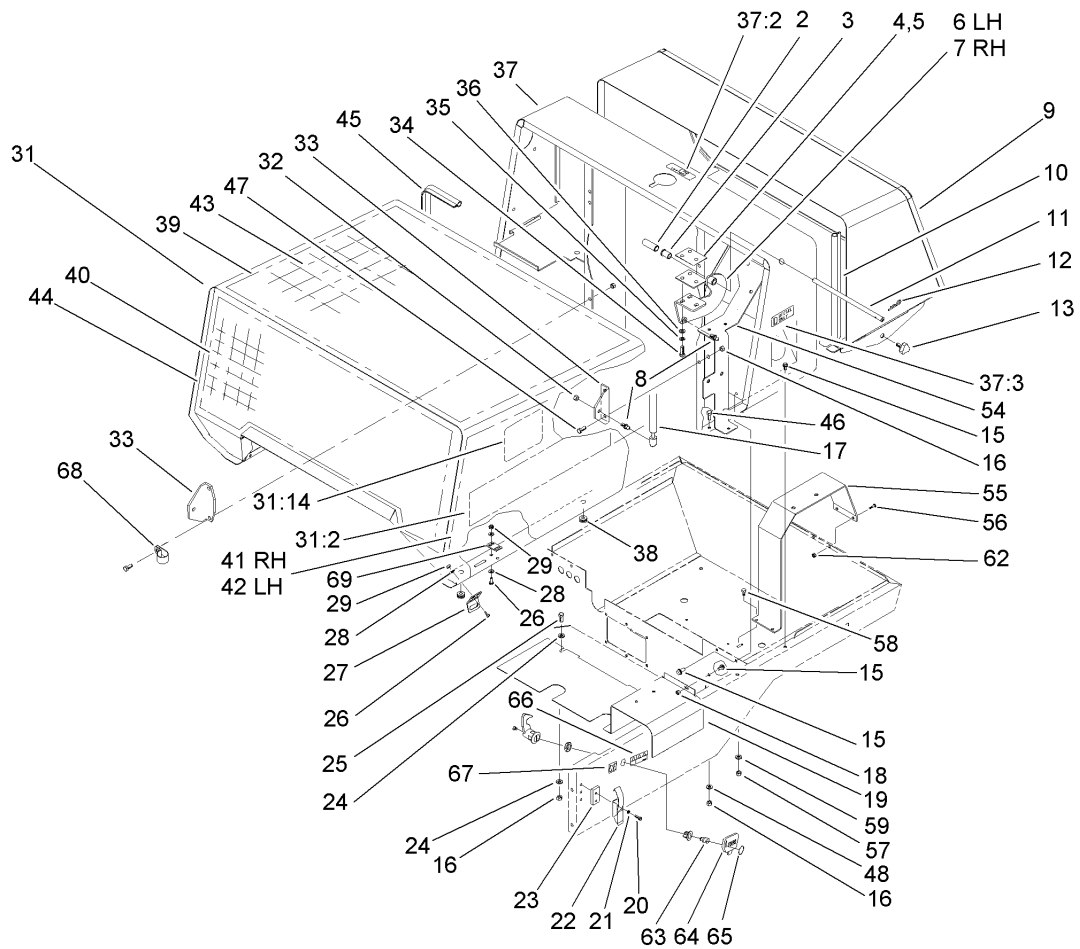
Ref	Part No.	Qty.	Description
1		1	Seat ASM
1:1	107-1880	1	Seat Track Kit
1:2	107-1885	1	Weight Indicator Kit
1:3	107-1881	1	Knob Kit
1:4	107-1883	1	Bottom Cushion Kit
1:5	107-1886	1	Switch Kit
1:6	107-1887	1	Armrest Kit
1:7	107-1884	1	Shock Absorber Kit
1:8	107-1882	1	Back Cushion Kit
4	110-0883	1	Retractable Seatbelt Kit
4:2	3212-4	2	Screw-HH
4:3	3296-7	2	Nut-Lock



Hood Assembly

Ref	Part No.	Qty.	Description
2	92-5655	2	Tube-Canopy
3	58-3930	2	Bushing-Oilite
4	58-5330	2	Spacer-Hinge, Canopy
5	58-5350	2	Spacer-Hinge, Canopy
6	58-1970-01	1	Plate-Hinge, Left
7	58-1980-01	1	Plate-Hinge, Right
8	86-6130	4	Ball-Stud
9	92-6086	1	Rear Screen ASM
10	92-5253	1	Strip-Sealing
11	58-3910	2	Pin-Hinge, Canopy
12	3290-355	2	Pin-Hair
13	77-3620	2	Knob-Retainer
15	3234-13	9	Screw-HHF
16	3296-29	9	Nut-Lock, NI
17	88-6760	2	Spring-Gas
18	3296-56	1	Nut-Lock, NI
19	105-3330-03	1	Baffle-Body, Lower
20	3250-25	4	Screw-PPH
21	3253-2	4	Washer-Lock / Sp
22	58-5380	2	Latch-Draw
23	58-7070-03	2	Spacer-Latch, RH
24	3256-23	2	Washer-Flat
25	322-3	1	Screw-HH
26	3250-31	10	Screw-PPH

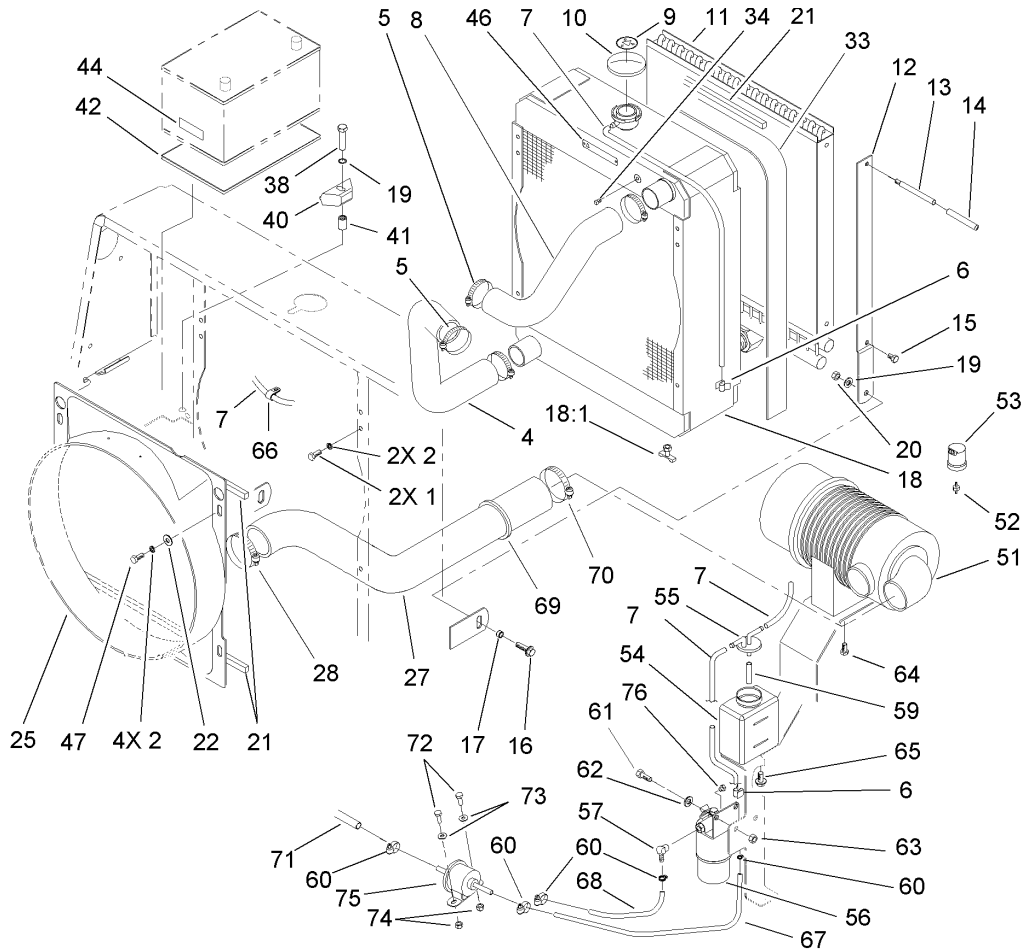
Ref	Part No.	Qty.	Description
27	68-6040	2	Bracket
28	3256-51	12	Washer-Flat
29	3296-27	10	Nut-Lock NI
31	106-7074	1	Canopy-Front
31:2	106-7060	2	Decal
31:14	66-6140	2	Decal
32	48-9510	2	Nut
33	92-5652-03	2	Bracket
34	33114-025	6	Screw-HH
35	42-9850	6	Washer-Lock, Spring
36	33094-00	6	Washer-Plain
37	105-3325	1	Center Canopy ASM
37:2	93-9404	1	Decal-Only, Coolant
37:3	93-6680	1	Decal-Diesel
38	237-141	4	Grommet-Rubber
39	92-5678	1	Foam-Hood, Top
40	92-5679	1	Foam-Hood, Front
41	92-5680	1	Foam-Hood, RH
42	92-5681	1	Foam-Hood, LH
43	92-5672-03	1	Support-Foam, Canopy
44	92-5673-03	1	Support-Foam, Front
45	92-6060	1	Strip-Sealing
46	322-5	4	Screw-HH
47	322-4	4	Screw-HH



Hood Assembly (continued)

Ref	Part No.	Qty.	Description
48	3256-3	4	Washer-Flat
54	104-5230-03	1	Bracket-Fuel
55	94-8226-03	1	Bracket-Cleaner, Air
56	32122-42	2	Screw
57	3296-42	2	Nut-Lock, NI
58	321-3	2	Screw-HH
59	3256-22	2	Washer-Flat
62	3296-56	2	Nut-Lock, NI
63	98-5398	1	Latch
64	99-8970	1	Key-Latch, Hood
65	98-9321	1	Ring-Key
66	100-6574	1	Decal-Warning
67	93-7252	1	Decal
68	2412-109	1	Clip-J
69	105-9270	1	Plate-Strike

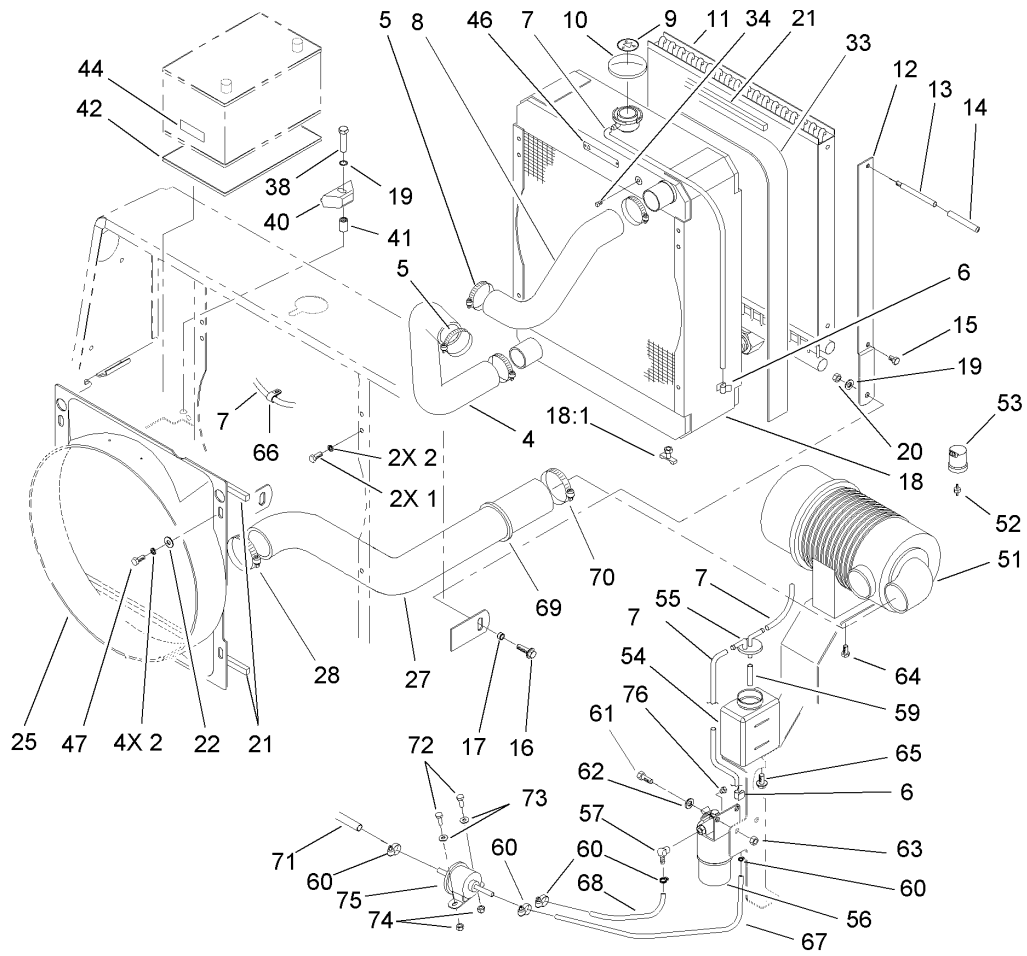
--	--	--	--



Radiator, Oil Cooler and Air Cleaner Assembly

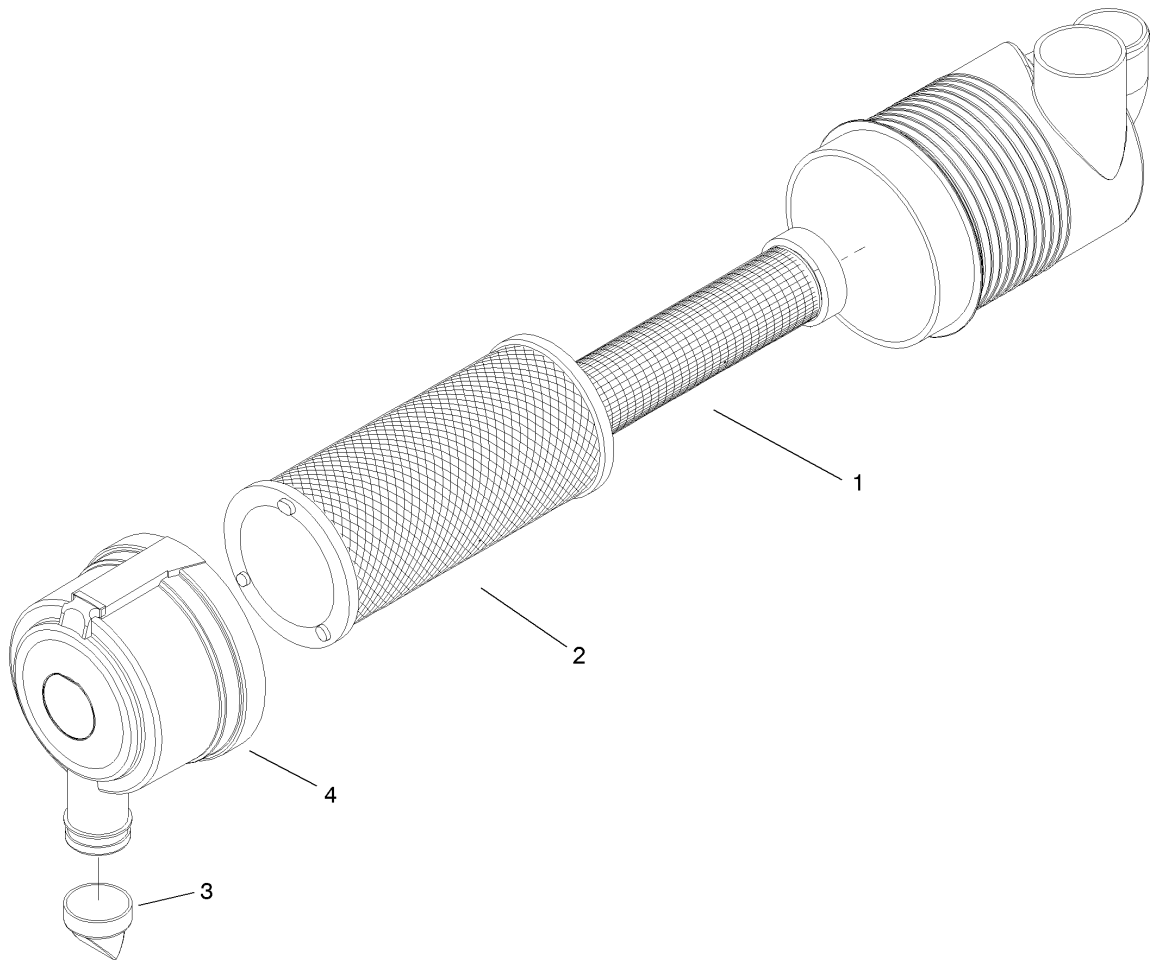
Ref	Part No.	Qty.	Description
1	322-3	2	Screw-HH
2	3253-4	6	Washer-Lock
4	98-1215	1	Hose-Lower, Radiator
5	2412-92	4	Clamp-Hose
6	104-5232	4	Clip-Wire
7	98-7895	2	Tube
8	98-1214	1	Hose-Radiator, Upper
9	59-8440	1	Decal-Pressure Warning, Radiator
10	58-5420	1	Cap-Pressure
11	58-5540	1	Cooler-Oil
11:1	340-65	2	O-Ring
12	92-4753-03	2	Strap-Cooler, Oil
13	75-7790	2	Handle
14	47-2550	2	Grip-Handle, Bag
15	48-7680	2	Screw-HH
16	3234-11	2	Screw-HHF
17	76-2290	2	Spacer
18	92-4729	1	Radiator ASM
18:1	304-46	1	Draincock
19	3256-24	3	Washer-Flat
20	3296-39	2	Nut-Lock, NI
21	68-7575	3	Strip-Sealing
22	99-2900	4	Washer-Flat
25	98-1250	1	Shroud-Fan

Ref	Part No.	Qty.	Description
27	98-1234	1	Hose-Intake
28	2412-42	1	Clamp-Hose
33	92-6062	1	Foam-Seal, Radiator
34	281-2	1	Plug-Pipe, SQH
38	323-9	1	Screw-HH
40	66-2490	1	Retainer-Battery
41	32148-9	1	Insert-Nut
42	93-1420	1	Tray-Battery
44	93-6668	1	Decal-Battery
46	93-6681	1	Decal-Warning, Fan
47	322-4	4	Screw-HH
51	100-2597	1	Air Filter ASM
52	94-1416	1	Indicator Adapter ASM
53	69-1940	1	Indicator-Electrical
54	93-2049	1	Tank-Overflow
55	93-2048	1	Cap-Tank, Overflow
56	104-5218	1	Water / Fuel Separator Filter ASM
57	353-781	2	Fitting-Elbow
59	108-3283	1	Hose-Fuel
60	2412-108	5	Clamp-Worm
61	322-5	2	Screw-HH
62	3256-23	2	Washer-Flat
63	3296-29	2	Nut-Lock, NI
64	33104-016	2	Screw-HHF



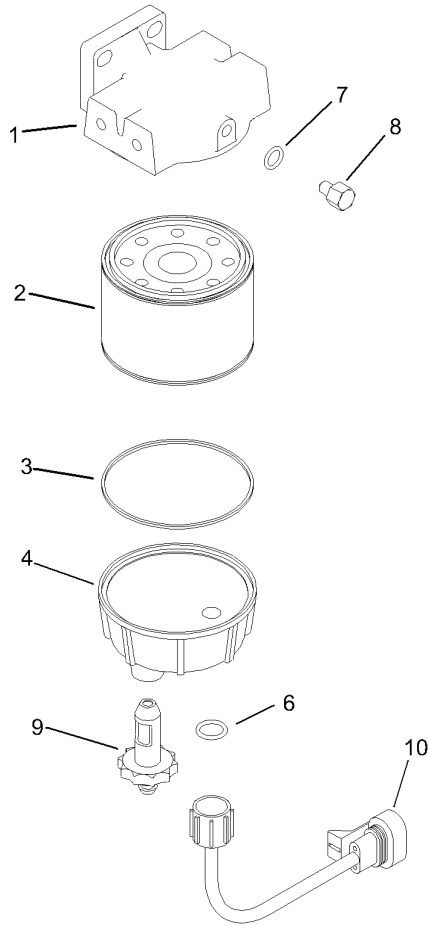
Radiator, Oil Cooler and Air Cleaner Assembly (continued)

Ref	Part No.	Qty.	Description
65	33114-016	2	Screw-HH
66	92-6064	1	R Clamp
67	110-4110	1	Hose-Fuel
68	110-3257	1	Hose-Fuel
69	98-7896	1	Trim-Lok
70	2412-125	1	Clamp-Hose
71	110-4114	1	Hose-Fuel
72	321-4	2	Screw-HH
73	3256-1	2	Washer-Flat
74	3296-42	2	Nut-Lock, NI
75	107-0122	1	Pump-Fuel, Electric
76	281-13	2	Plug-Pipe



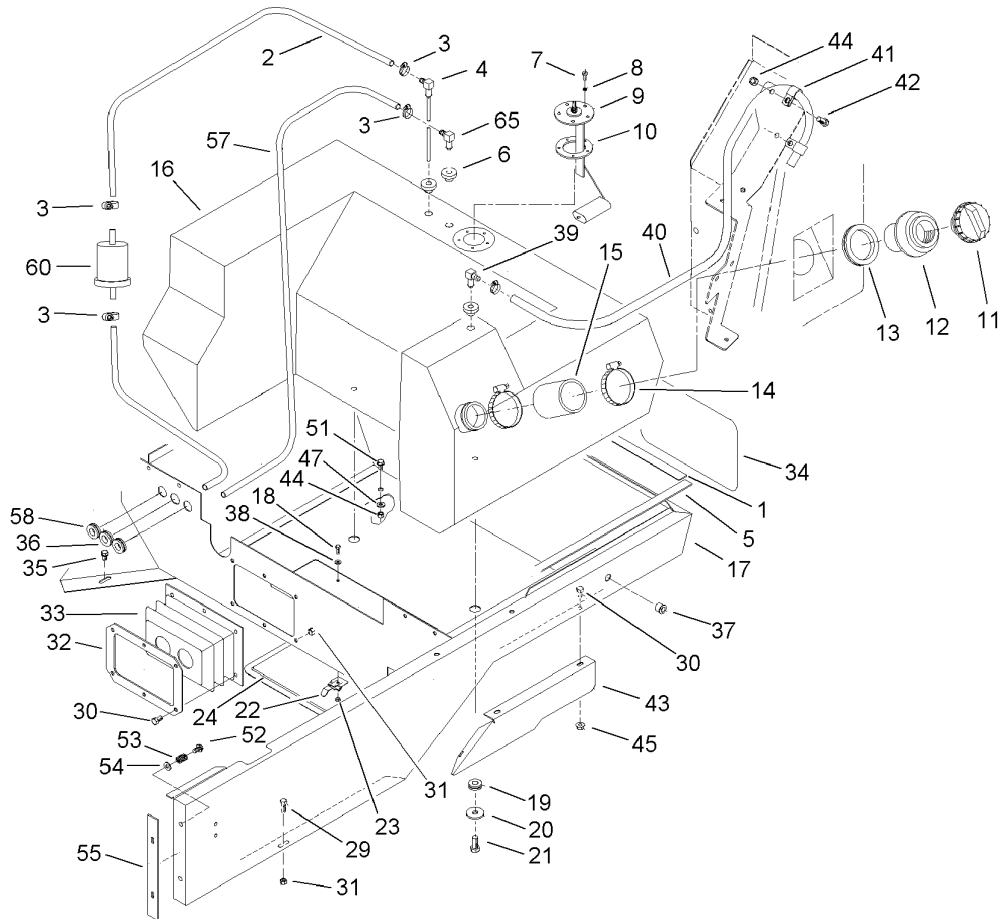
Air Filter Assembly No. 100-2597

Ref	Part No.	Qty.	Description
1	108-3812	1	Filter-Air
2	108-3813	1	Filter-Air
3	87-9400	1	Valve-Vacuator
4	108-1448	1	Cover ASM



Fuel Filter Assembly No. 104-5218

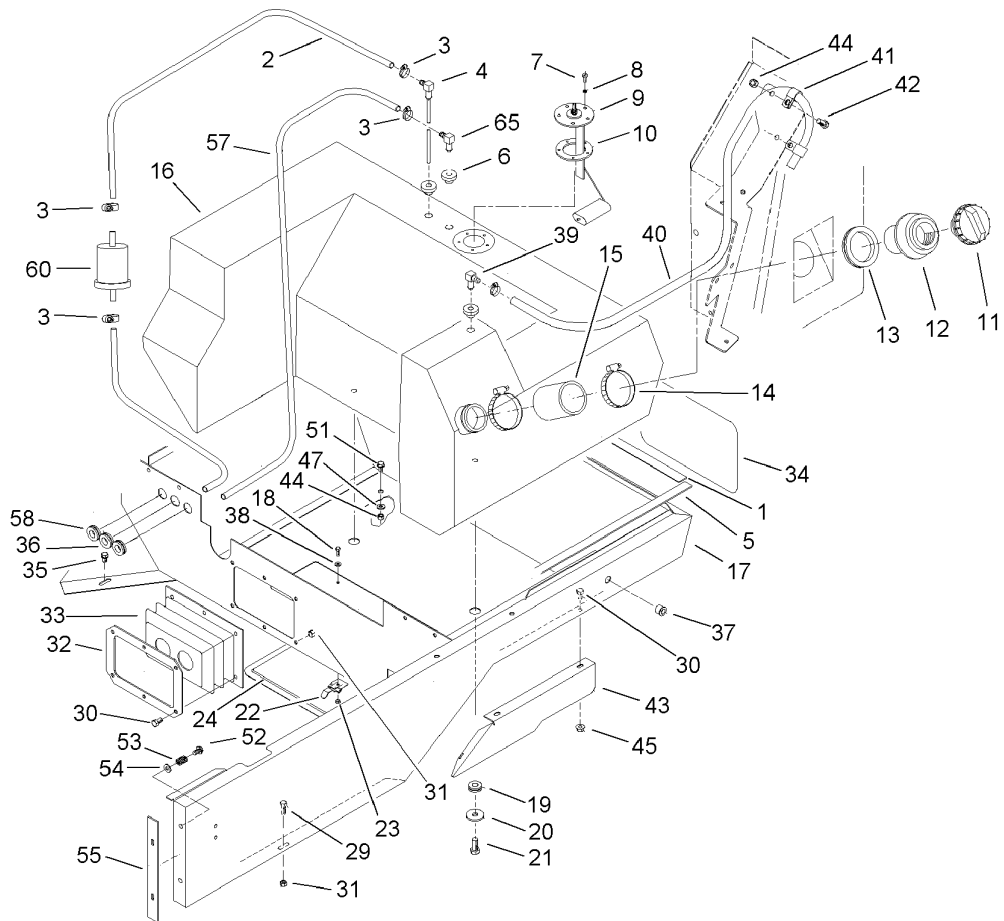
Ref	Part No.	Qty.	Description
1	98-9772	1	Head-Filter
2	98-9764	1	Element
3	98-9774	1	O Ring-Base, Filter
4	98-9775	1	Base-Filter
6	237-42	1	O-Ring
7	237-78	1	O-Ring
8	98-9776	1	Plug-Head, Filter
9	98-9777	1	Drain Valve ASM
10	110-0048	1	Water Sensor ASM



Fuel Tank and Lower Body Assembly

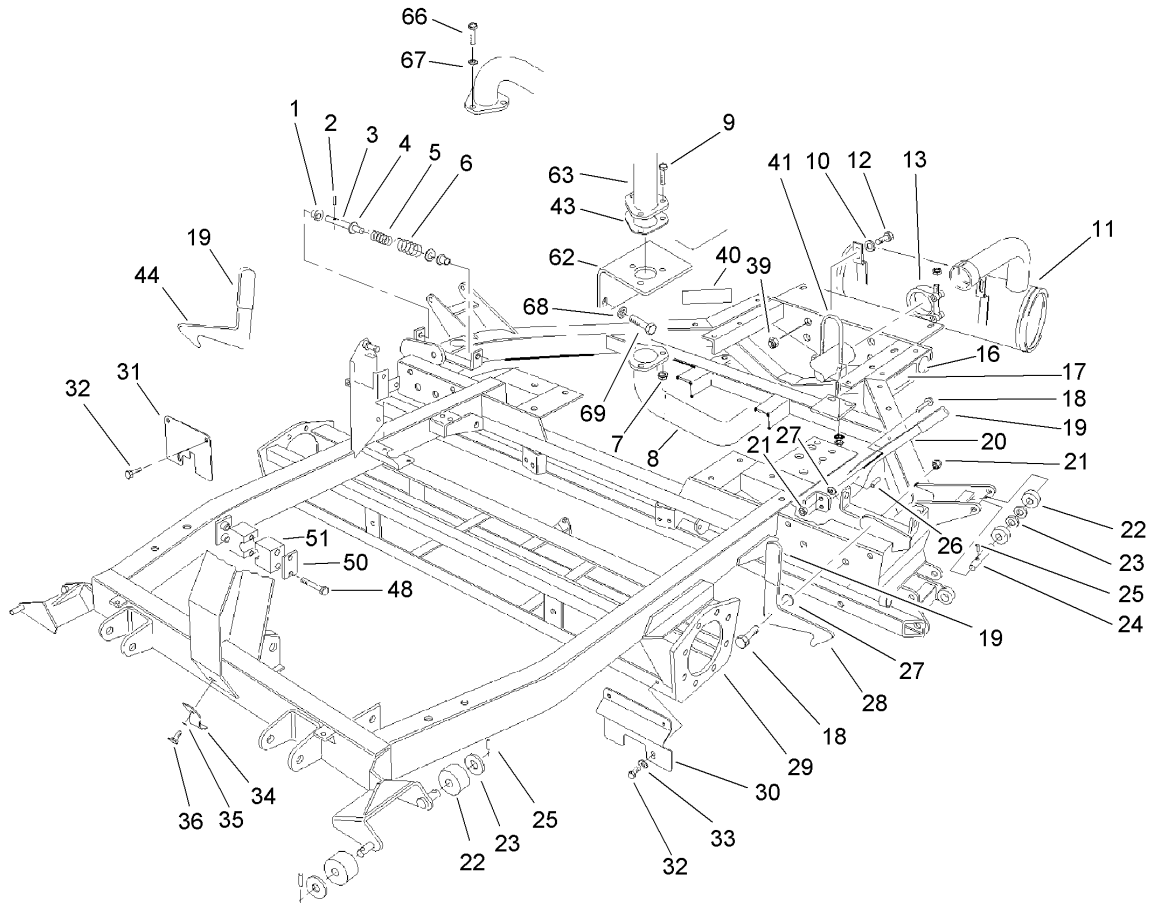
Ref	Part No.	Qty.	Description
1	92-5671	1	Strip-Sealing
2	108-3283	1	Hose-Fuel
3	2412-108	6	Clamp-Worm
4	92-9266	1	Standpipe
5	92-5670	2	Strip-Sealing
6	46-6560	3	Bushing
7	32122-24	5	Screw-PTH
8	3253-15	5	Washer-Lock
9	92-9267	1	Sender-Fuel
10	62-7650	1	Gasket
11	93-3102	1	Cap-Fuel
12	92-5674	1	Neck-Fill, Fuel
13	92-5675	1	Grommet
14	2412-42	2	Clamp-Hose
15	92-9272	1	Hose-Fill, Fuel
16	93-1402	1	Tank-Fuel
17	104-5266-03	1	Body-Lower
18	32144-1	4	Screw-Taptite
19	240-11	2	Bushing-Flange
20	63-8410	2	Washer
21	323-5	2	Screw-HH
22	52-9590	4	Latch-Screen
23	3296-12	4	Nut-Lock
24	92-5654-03	1	Panel-Out, Clean

Ref	Part No.	Qty.	Description
29	3234-4	1	Screw-HHF
30	321-2	9	Screw-HH
31	3296-56	7	Nut-Lock, NI
32	92-5653-03	1	Ring-Clamp
33	92-5269	1	Bellows
34	92-1242	1	Decal
35	3234-13	2	Screw-HHF
36	240-9	2	Grommet
37	32148-9	2	Insert-Nut
38	3256-51	4	Washer-Flat
39	46-6550	1	Fitting-Elbow, 90 DEG
40	110-4112	1	Hose-Fuel
41	92-6064	2	R Clamp
42	322-3	2	Screw-HH
43	92-6069-03	1	Shield-Exhaust
44	3296-29	4	Nut-Lock, NI
45	32128-33	3	Nut-HF
47	3256-23	2	Washer-Flat
51	3234-17	2	Screw-HHF
52	94-8270	4	Bolt-Shoulder
53	63-4220	4	Spring-Compression
54	3256-78	4	Washer-Flat
55	94-8258	2	Strip-Seal
57	110-5688	1	Hose-Fuel



Fuel Tank and Lower Body Assembly (continued)

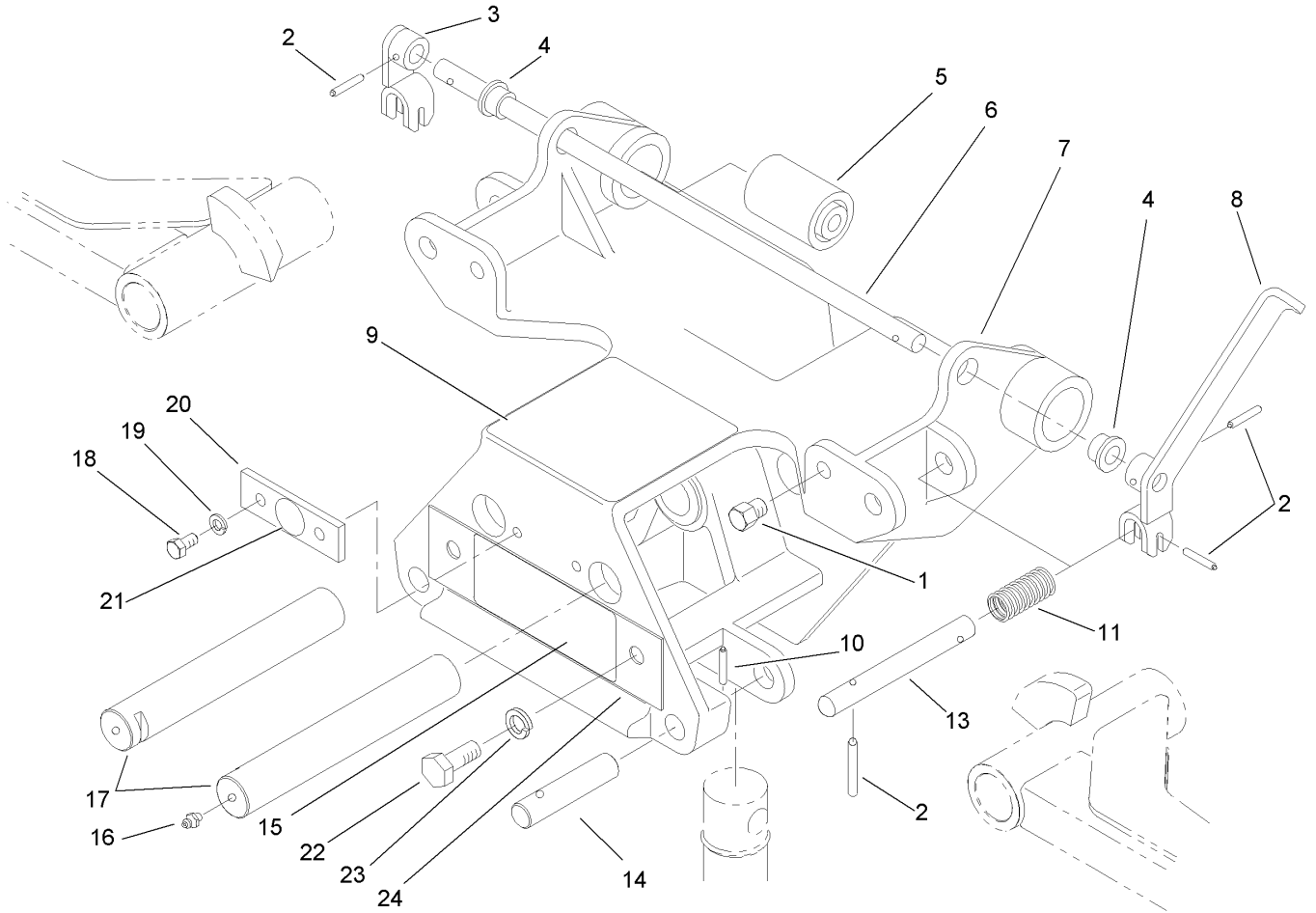
Ref	Part No.	Qty.	Description
58	60-4350	1	Grommet
60	98-7612	1	Filter-Fuel
65	104-5228	1	Fitting-Elbow



Frame and Muffler Assembly

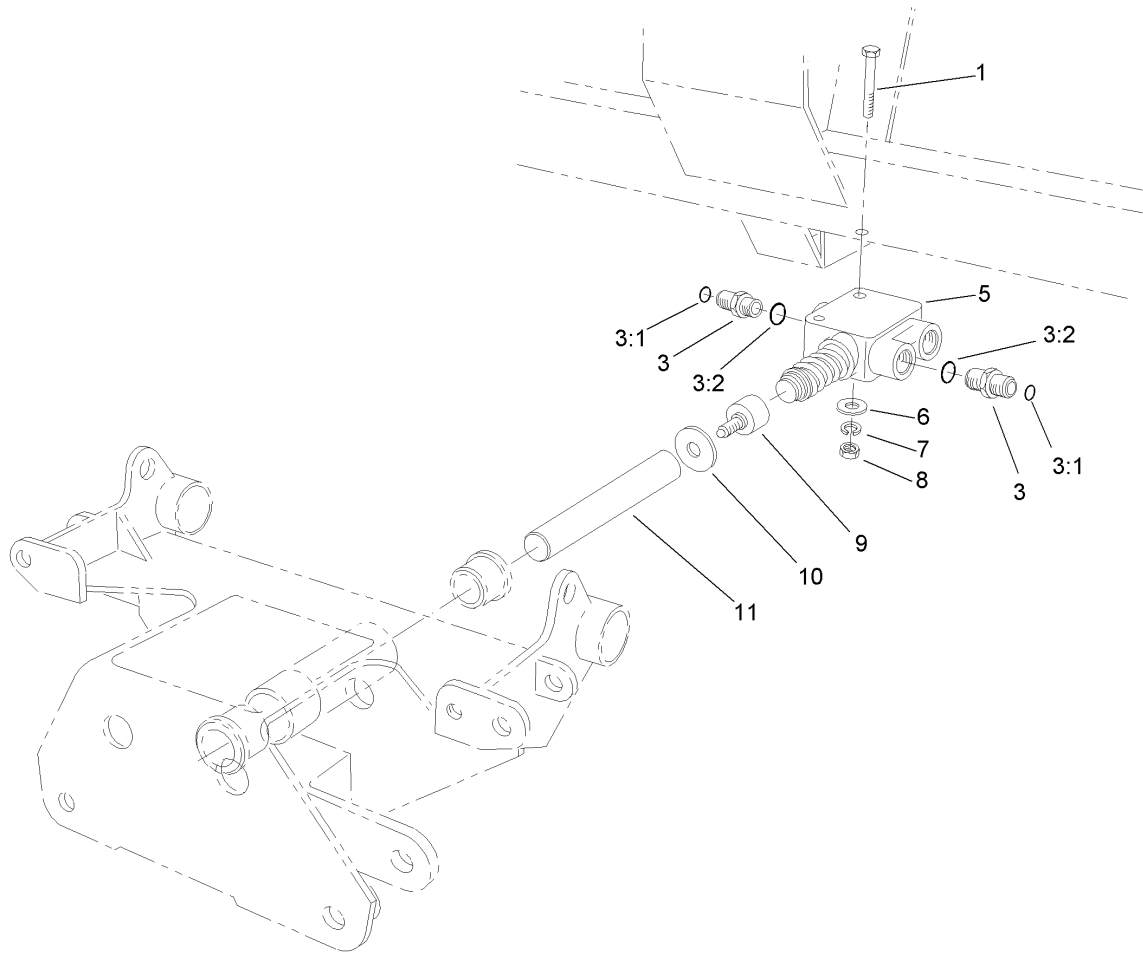
Ref	Part No.	Qty.	Description
1	58-2800	4	Bushing
2	60-3720	2	Pin-Roll
3	58-2810	2	Rod
4	3256-7	4	Washer-Flat
5	48-6780	2	Spring-Compression
6	60-1240	2	Spring
7	3296-29	3	Nut-Lock, NI
8	98-1230-03	1	Tube-Lower
9	322-7	3	Screw-HH
10	3256-24	4	Washer-Flat
11	92-5273	1	Muffler
12	323-9	4	Screw-HH
13	2412-132	1	Clamp
16	58-6520	3	Decal-Grease
17	93-9405	2	Decal-Pressure, Air
18	33116-030	3	Screw-HH
19	48-7081	3	Grip-Plastic
20	86-6570-03	1	Latch
21	51-2070	3	Nut
22	82-4910	8	Roller
23	51-2060	8	Washer
24	60-0160	2	Pin
25	60-2110	8	Pin
26	48-8830	1	Pin-Expansion

Ref	Part No.	Qty.	Description
27	48-8850	3	Spring-Disc
28	86-6590-03	1	Latch-LH
29	94-8268-01	1	Frame ASM
30	60-4190-03	1	Shield-Grass, LH
31	60-4200-03	1	Shield-Grass, RH
32	48-6900	6	Screw
33	33093-00	2	Washer-Flat
34	60-2080	1	Clamp-Hose
35	42-9850	1	Washer-Lock, Spring
36	48-7680	1	Screw-HH
39	3296-39	4	Nut-Lock, NI
40	88-6700	1	Decal-Ansi
41	76-3560	1	Clamp
43	98-7817	3	Gasket-Muffler
44	86-6580-03	1	Latch-RH
48	321-9	2	Screw-HH
50	82-2980	1	Plate-Cover
51	82-2990	2	Clamp-Half
62	98-1246-03	1	Bracket-Exhaust
63	98-1231-03	1	Tube-Upper
66	33114-025	3	Screw-HH
67	42-9850	3	Washer-Lock, Spring
68	43-5940	2	Lockwasher-Spring
69	42-9250	2	Bolt



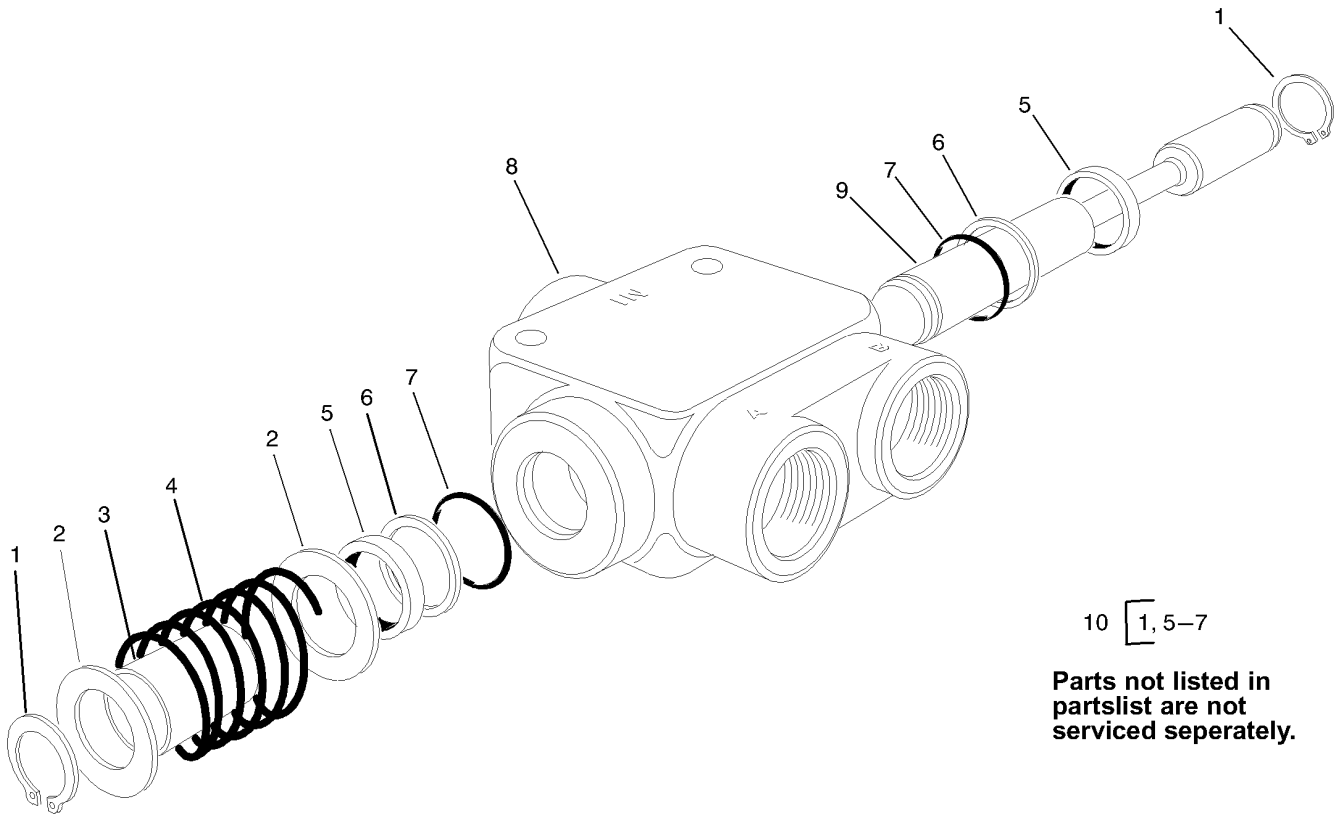
Front Carrier Assembly

Ref	Part No.	Qty.	Description
1	82-9250	2	Stud-Threaded
2	60-2000	6	Pin
3	60-1750-03	1	Lever-Latching, RH
4	60-1990	2	Bushing
5	47-7010	2	Bushing-Rubber
6	60-1820	1	Shaft-Pivot, Latch
7	74-2920-03	1	Carrier-Front
8	60-1780-03	1	Lever-Latching, LH
9	82-9370	1	Pad-Step, Front
10	32121-84	2	Pin-Spiral
11	60-0670	2	Spring
13	82-9360	2	Rod-Latch
14	58-2720	2	Pin
15	93-9400	1	Decal-Danger
16	302-5	2	Fitting-Grease
17	60-0090	2	Pin-Pivot
18	322-2	2	Screw-HH
19	3253-4	2	Washer-Lock
20	60-0190	1	Strip
21	58-6520	1	Decal-Grease
22	325-2	2	Screw-HH
23	3253-7	2	Washer-Lock
24	84-6480	1	Plate-Decal



Front Reel Shut-Off Assembly

Ref	Part No.	Qty.	Description
1	322-12	2	Screw-HH
3	340-7	3	Adapter
3:1	237-65	1	O-Ring
3:2	237-80	1	O-Ring
5	58-5460	1	Valve-Selector
6	3256-23	2	Washer-Flat
7	3253-4	2	Washer-Lock
8	3217-6	2	Nut-Hex
9	59-7140	1	Bushing-Rubber
10	3256-68	3	Washer-Flat
11	60-0300	1	Rod-Push

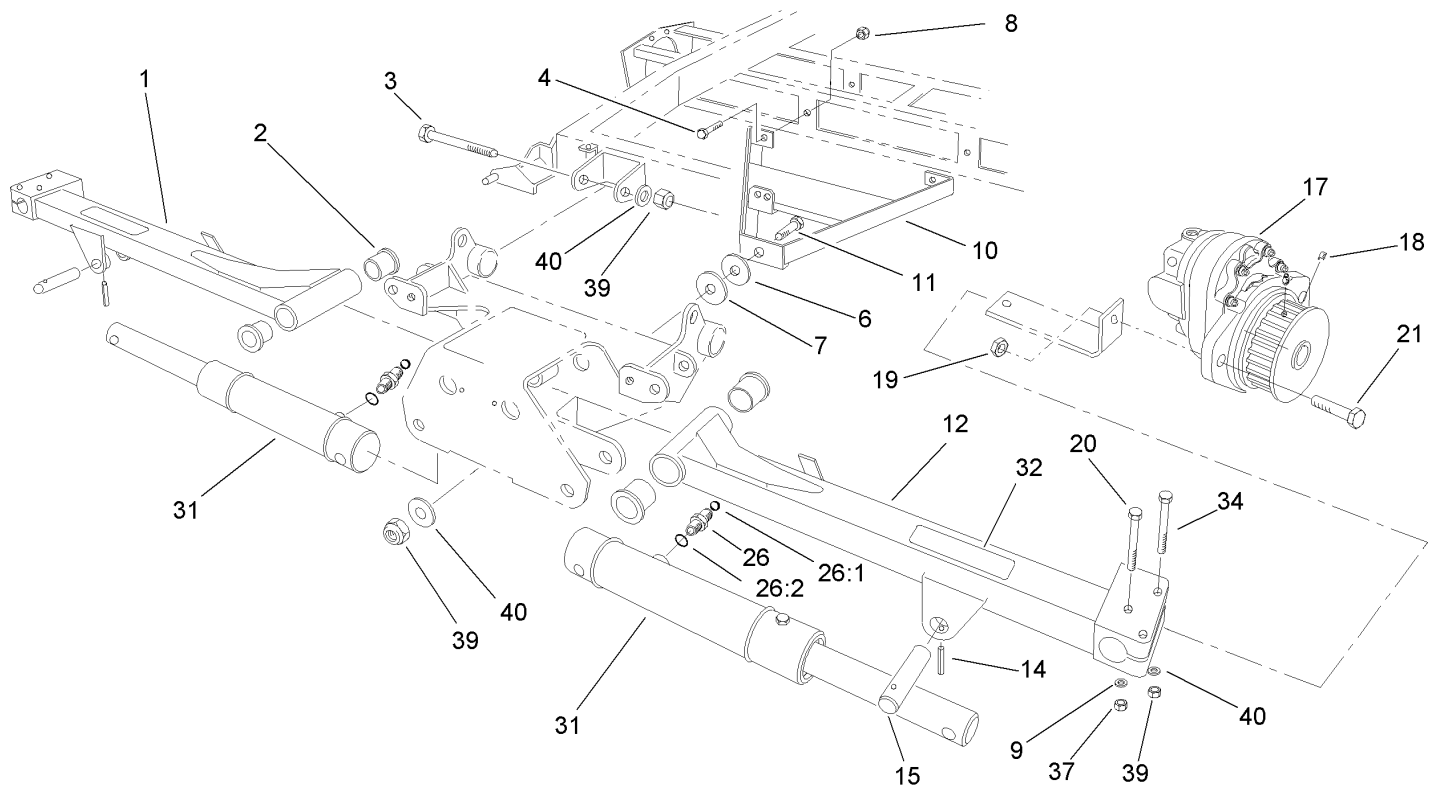


10 1, 5-7
Parts not listed in partslist are not serviced seperately.

Reel Shut-Off Valve Assembly No. 58-5460

Ref	Part No.	Qty.	Description
2	59-7820	2	Washer
②3		1	Spacer
4	59-7840	1	Spring
②8		1	Body
②9		1	Spool
10	59-7890	1	Seal Repair Kit

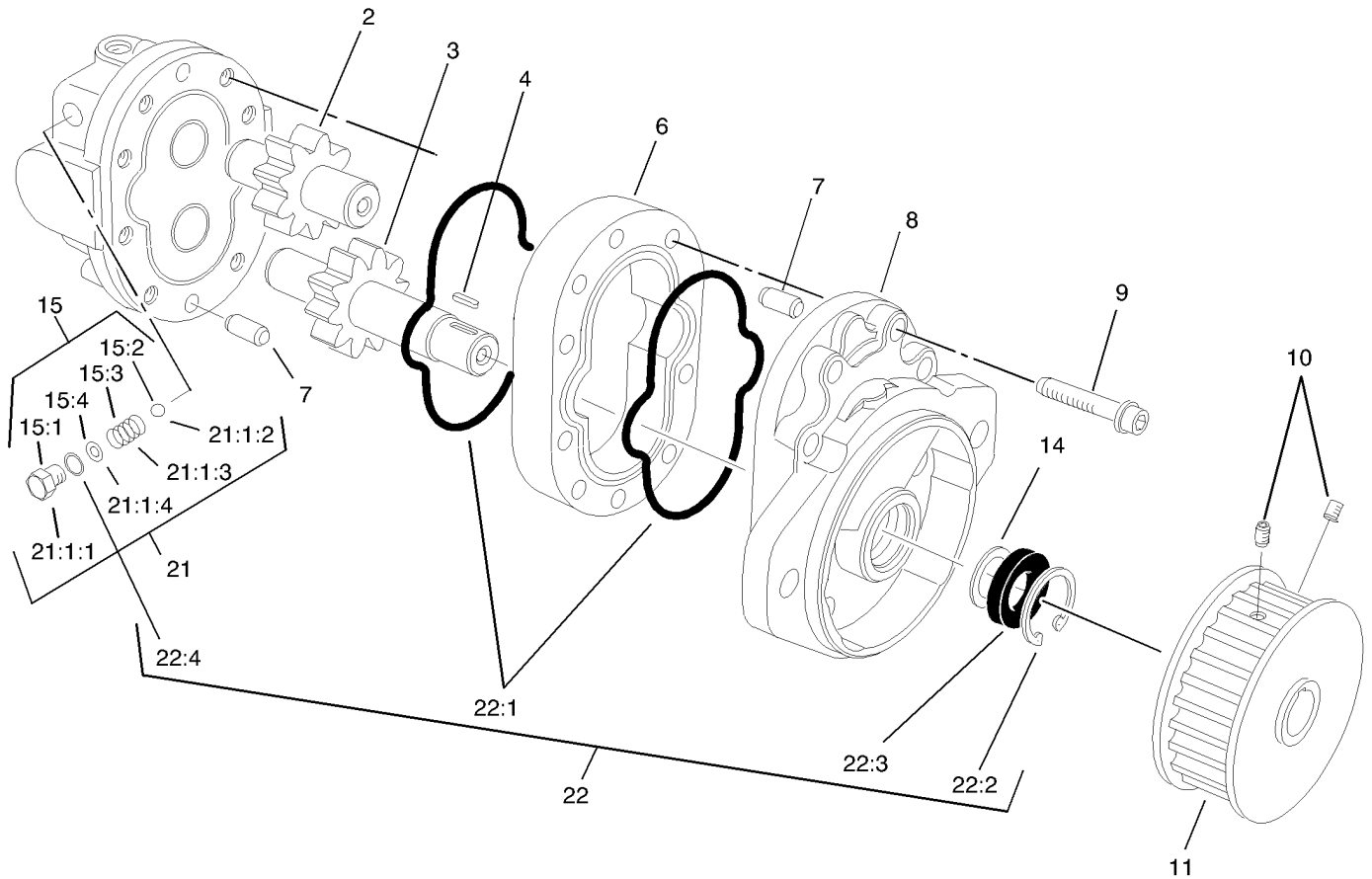
--	--	--	--



Front Lift Arm and A-Frame Assembly

Ref	Part No.	Qty.	Description
1	92-9291-01	1	Arm-Lift, No. 3
2	68-6480	4	Bushing-Flange
3	325-17	2	Screw-HH
4	323-7	2	Screw-HH
6	52-6180	3	Spacer
7	60-3250	1	Washer
8	3290-357	2	Nut-HHF, Whiz
9	3256-56	2	Washer-Flat
10	92-9246-03	1	A-Frame
11	325-7	1	Screw-HH
12	92-9290-01	1	Arm-Lift, No. 2
14	60-1280	2	Pin
15	58-4380	2	Pin
17	93-1412	2	HYD Motor ASM
18	3246-17	4	Setscrew-HSH
19	3296-48	2	Nut-Lock, NI
20	323-14	2	Screw-HH
21	324-6	2	Screw-HH
26	340-87	2	Fitting-HYD, 45 DEG
26:1	237-22	1	O-Ring
26:2	237-42	1	O-Ring
31	104-5225	2	Cylinder-HYD
32	93-7331	2	Decal-Warning
34	325-34	4	Screw-HH

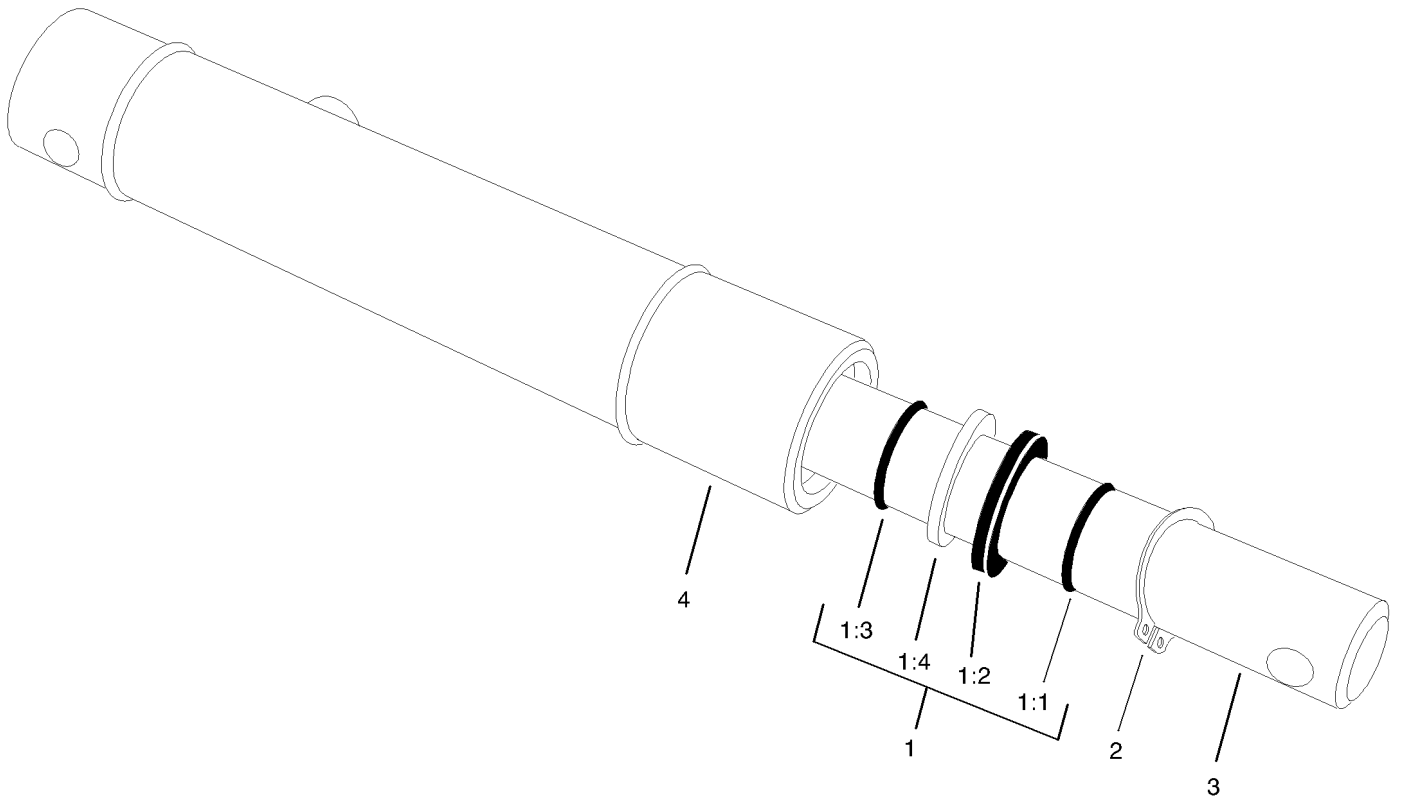
Ref	Part No.	Qty.	Description
37	3296-39	2	Nut-Lock, NI
39	3296-23	7	Nut-Lock, NI
40	3256-26	7	Washer-Flat



Reel Motor Assembly No. 93-1412

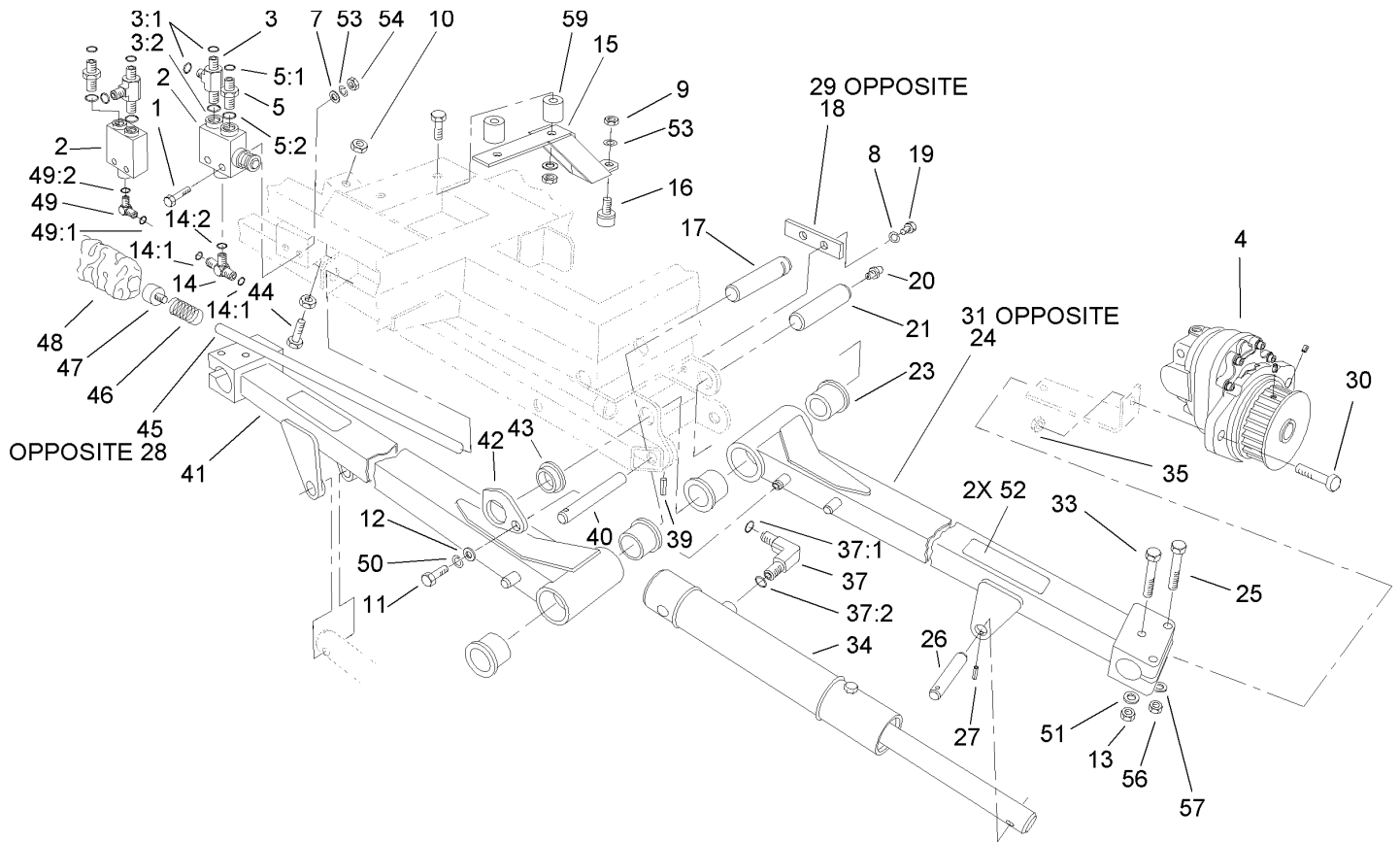
Ref	Part No.	Qty.	Description
2	66-5750	1	Idler Gear ASM
3	66-5760	1	Drive Gear ASM
4	47-2380	1	Key-Square
6	66-5740	1	Body ASM
7	42-2010	2	Pin-Dowel
8	66-5730	1	Front Plate ASM
9	66-5770	8	Capscrew
10	3246-17	2	Setscrew-HSH
11	47-7150	1	Pulley-Drive
14	60-5890	1	Washer
15	92-9260	2	Relief Valve Kit
●15:1		2	Plug
●15:2		2	Ball
●15:3		2	Spring
●15:4		2	Shim
21	92-9259	1	Backplate ASM
●21:1:1		2	Plug
●21:1:2		2	Ball
●21:1:3		2	Spring
●21:1:4		2	Shim
22	93-1413	1	Seal Kit
22:1	59-8420	2	Ring
22:2	59-8320	1	Ring-Retaining
22:3	66-5710	1	Seal-Shaft

Ref	Part No.	Qty.	Description
●22:4		2	Seal-Dust



Hydraulic Cylinder Assembly No. 104-5225

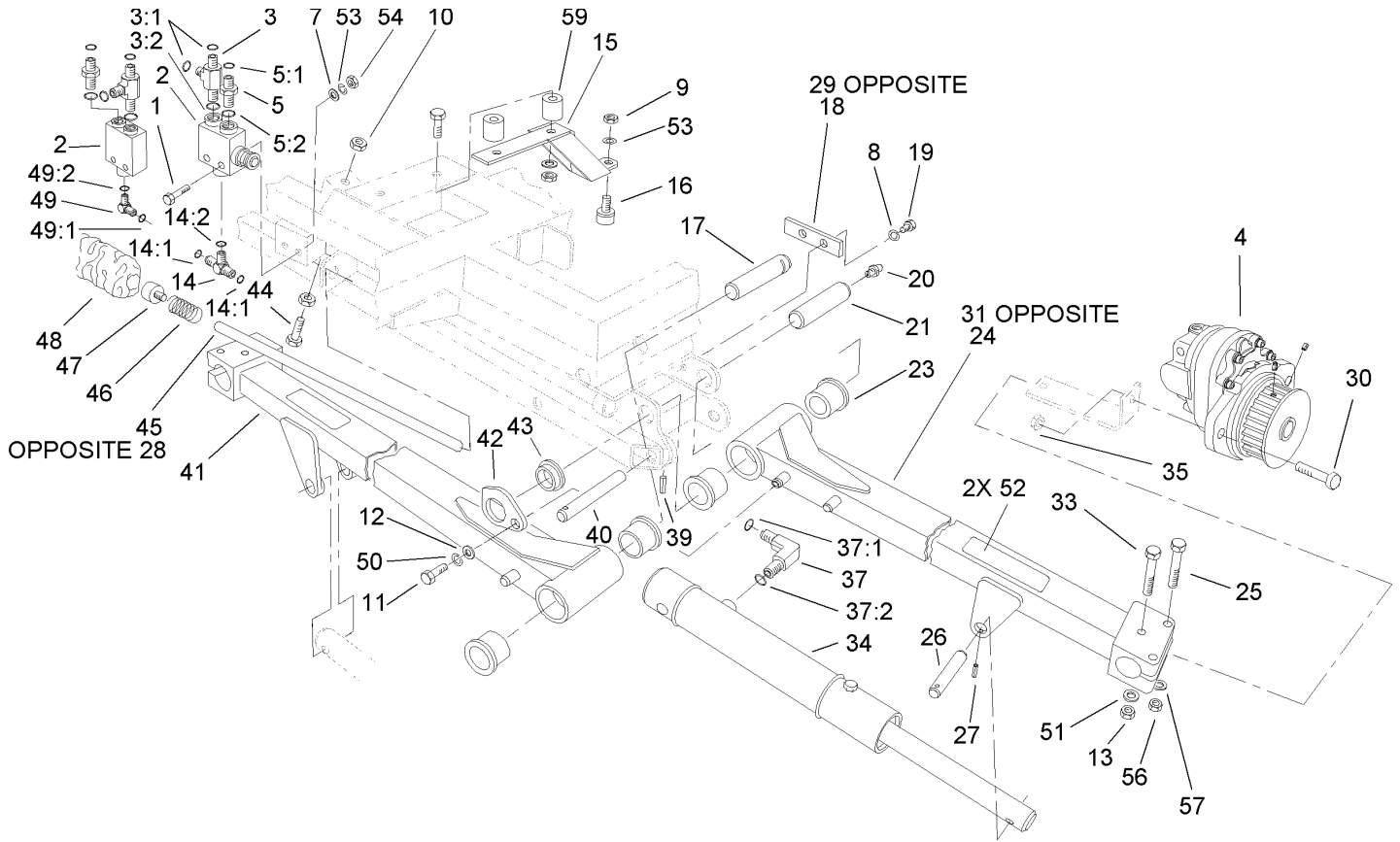
Ref	Part No.	Qty.	Description
1	104-5227	1	Repair Kit
1:1		1	O-Ring
1:2		1	Backup
1:3		1	Seal-Rod
1:4		1	Seal-Dust
2	76-0050	1	Ring-Retaining
3		1	Rod
4		1	Barrel



Rear Lift Arm and Shut-Off Assembly

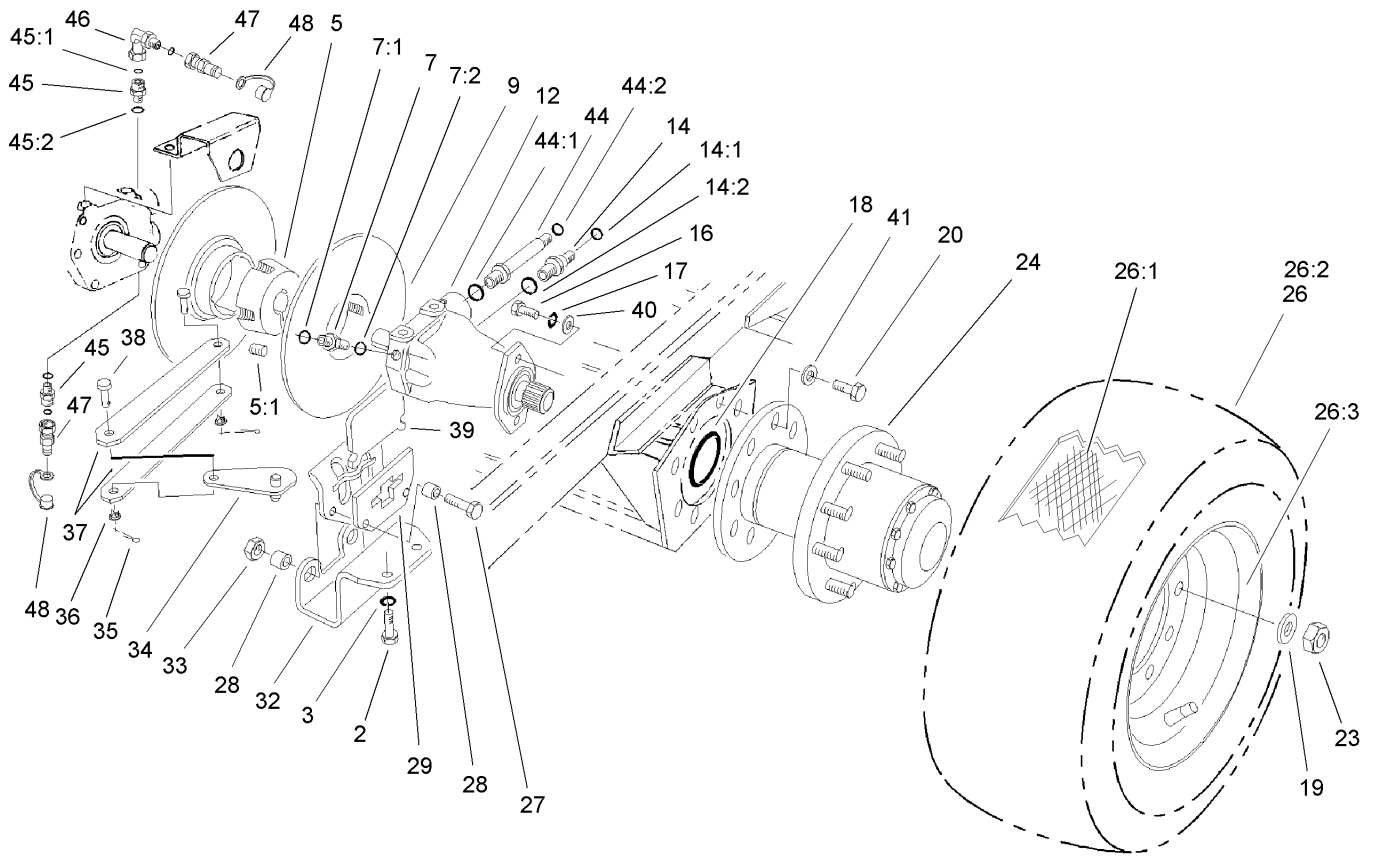
Ref	Part No.	Qty.	Description
1	322-12	4	Screw-HH
2	58-5460	2	Valve-Selector
3	340-22	2	Fitting-HYD, Tee
3:1	237-65	2	O-Ring
3:2	237-80	1	O-Ring
4	93-1412	3	HYD Motor ASM
5	340-7	2	Adapter
5:1	237-65	1	O-Ring
5:2	237-80	1	O-Ring
7	3256-23	4	Washer-Flat
8	42-9850	4	Washer-Lock, Spring
9	33014-00	2	Nut-Hex
10	48-9530	2	Nut
11	323-6	2	Screw-HH
12	3256-3	2	Washer-Flat
13	3296-39	3	Nut-Lock, NI
14	340-93	1	Tee-Adapter
14:1	237-65	2	O-Ring
14:2	237-80	1	O-Ring
15	105-9271-01	2	Bracket-Bumper
16	48-3280	2	Stop-Bump
17	60-0090	1	Pin-Pivot
18	60-0190	1	Strip
19	33114-016	4	Screw-HH

Ref	Part No.	Qty.	Description
20	302-5	3	Fitting-Grease
21	60-0100	2	Pin-Pivot
23	68-6480	6	Bushing-Flange
24	92-9296-01	1	Arm-Lift, No. 4
25	325-34	6	Screw-HH
26	58-4380	3	Pin
27	60-1280	3	Pin
28	60-1350	1	Rod-Push
29	60-1640	1	Strip
30	324-6	3	Screw-HH
31	92-9297-01	1	Arm-Lift, No. 5
33	323-14	3	Screw-HH
34	104-5225	3	Cylinder-HYD
35	3296-48	3	Nut-Lock, NI
37	340-77	3	Fitting-HYD, 90 DEG
37:1	237-22	1	O-Ring
37:2	237-42	1	O-Ring
39	32121-84	3	Pin-Spiral
40	58-2720	3	Pin
41	92-9289-01	1	Arm-Lift, No. 1
42	58-9210	2	Cam
43	60-0080	2	Bushing
44	53-5940	1	Screw
45	60-1340	1	Rod-Push



Rear Lift Arm and Shut-Off Assembly (continued)

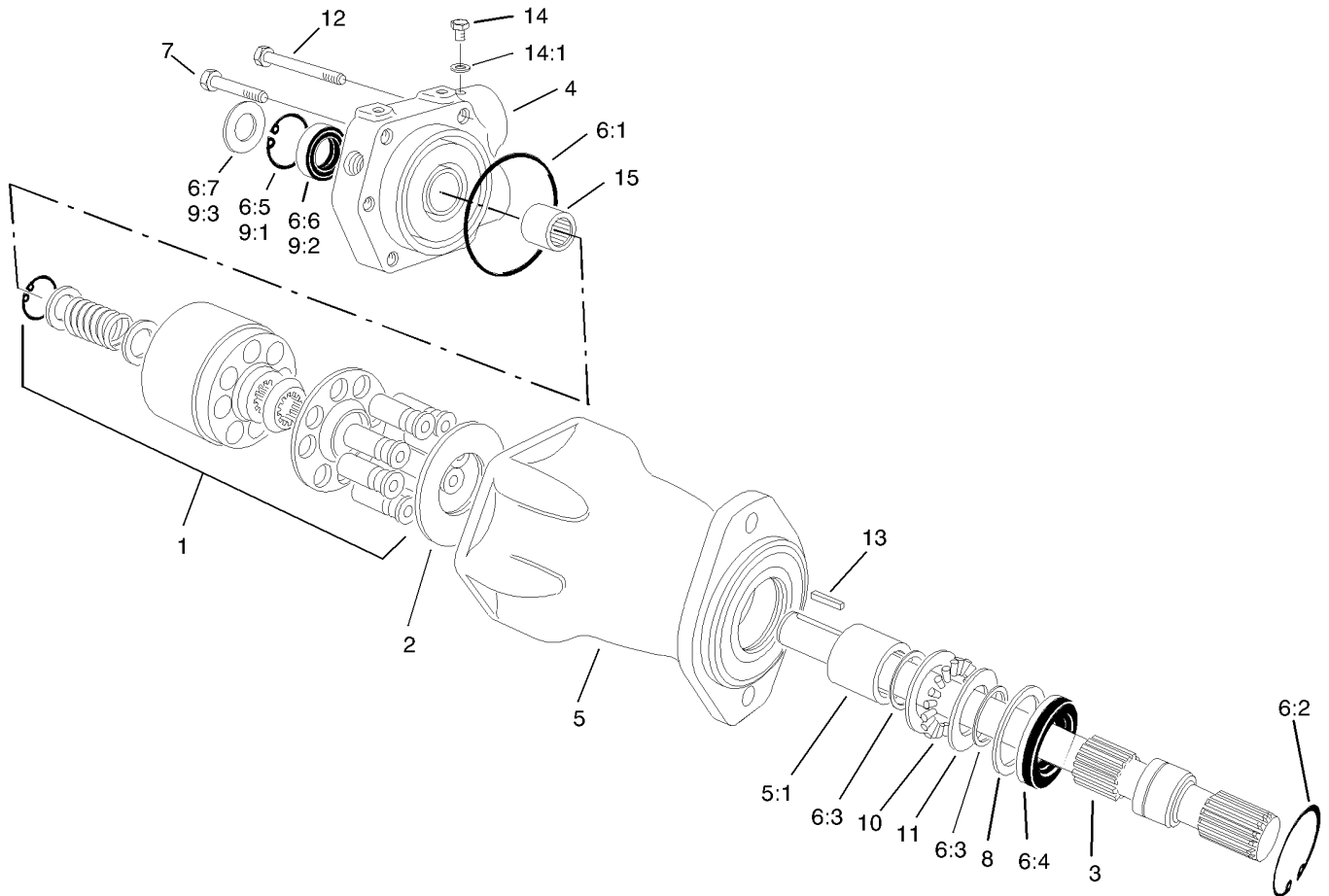
Ref	Part No.	Qty.	Description
46	58-3570	2	Spring
47	59-7140	2	Bushing-Rubber
48	58-9630	2	Sleeve
49	340-17	1	Fitting-HYD, 90 DEG
49:1	237-65	1	O-Ring
49:2	237-80	1	O-Ring
50	3253-5	2	Washer-Lock
51	3256-56	3	Washer-Flat
52	93-7331	3	Decal-Warning
53	3253-4	6	Washer-Lock
54	3217-6	4	Nut-Hex
56	3296-23	6	Nut-Lock, NI
57	3256-26	6	Washer-Flat
59	80-7590	4	Spacer



Front Wheel and Motor Assembly

Ref	Part No.	Qty.	Description
2	322-3	4	Screw-HH
3	3253-4	4	Washer-Lock
5	23-1840	2	Bushing-Taperlock
5:1	60-6620	2	Screw-Set
7	340-2	2	Fitting-HYD, Straight
7:1	237-22	1	O-Ring
7:2	237-42	1	O-Ring
9	58-0070	2	Disc Brake ASM
12	58-5430	2	Piston Motor ASM
14	340-9	2	Fitting-HYD, Straight
14:1	237-58	1	O-Ring
14:2	237-81	1	O-Ring
16	323-18	4	Screw-HH
17	3253-5	4	Washer-Lock
18	353-949	2	O-Ring
19	3253-7	18	Washer-Lock
20	327-3	16	Screw-HH
23	3219-5	18	Nut-Hex
24	108-1434-03	2	Planetary Gear Drive ASM
26	66-5660	2	Wheel And Tire ASM
26:1	58-5620	1	Tube
26:2	63-4480	1	Tire
26:3	58-5610	1	Rim
27	323-20	4	Screw-HH

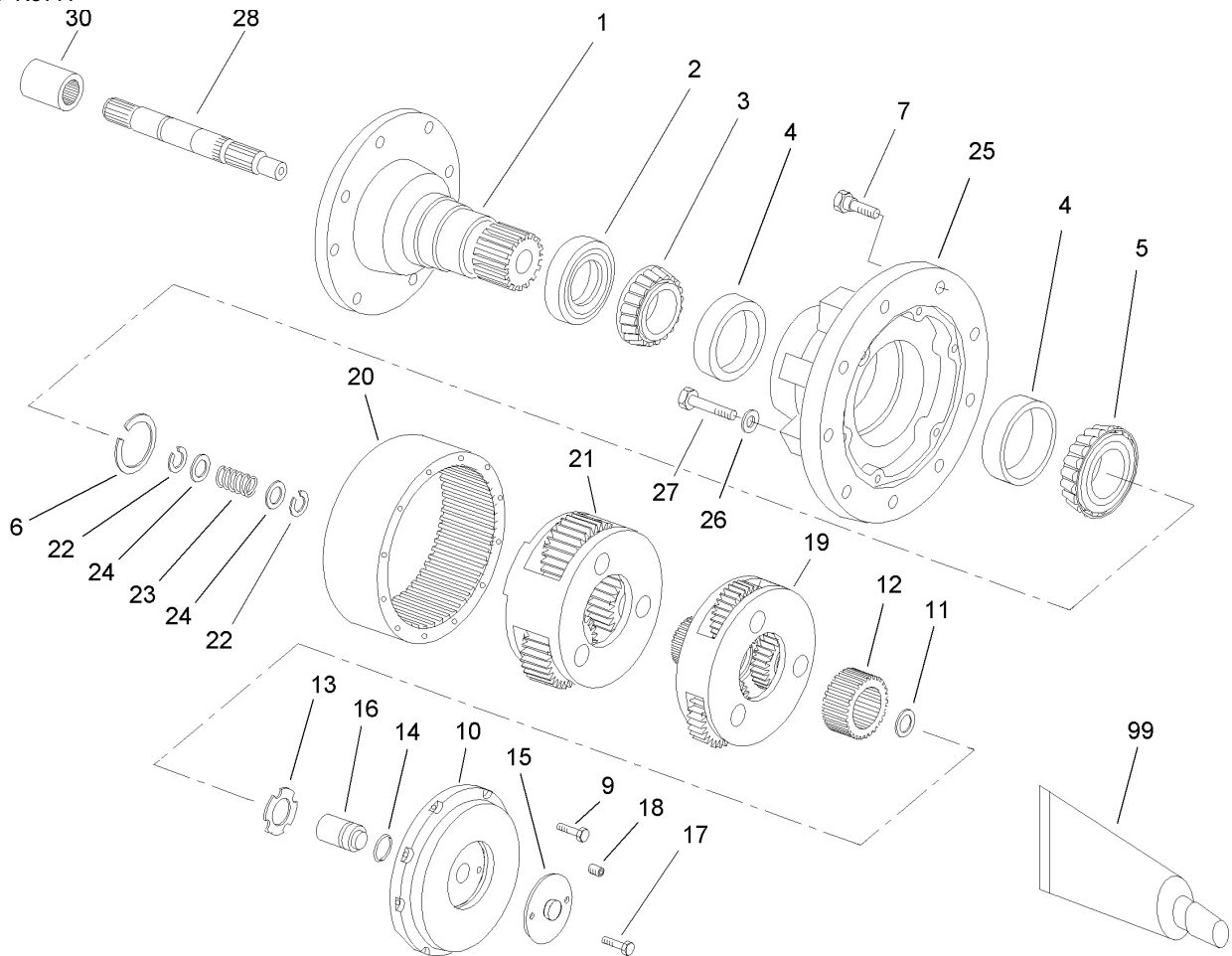
Ref	Part No.	Qty.	Description
28	58-3780	8	Tube-Space
29	29-1060	2	Bracket-Secondary
32	58-0110-03	2	Bracket-Caliper, Brake
33	3296-39	4	Nut-Lock, NI
34	29-1070	2	Lever ASM
35	3272-6	4	Pin-Cotter
36	60-1740	4	Nut
37	58-2300	4	Link-Brake
38	283-67	4	Pin-Clevis
39	29-1080	4	Stator ASM
40	3256-3	4	Washer-Flat
41	3253-8	16	Washer-Lock
44	92-6058	2	Fitting-HYD
44:1	237-81	1	O-Ring
44:2	237-58	1	O-Ring
45	98-1282	2	Adapter-HYD, Straight
45:1	237-22	1	O-Ring
45:2	237-118	1	O-Ring
46	340-159	1	Fitting-HYD, 90 DEG
46:1	237-22	2	O-Ring
47	86-5480	2	Nipple-Test
48	353-947	2	Cap-Dust, Rubber



Piston Motor Assembly No. 58-5430

Ref	Part No.	Qty.	Description
1	59-8340	1	Rotating Kit
2	59-8350	1	Camplate
3	59-8360	1	Shaft
4	59-8270	1	Plate
5	59-8300	1	Housing
5:1	94-6363	1	Bearing
6	59-8390	1	Seal Kit
6:1	59-8260	1	Ring
6:2	32151-13	1	Ring-Retaining
6:3	32151-29	2	Ring-Retaining
6:4	59-8370	1	Seal
6:5	59-8320	1	Ring-Retaining
6:6	49-2640	1	Seal-Shaft
6:7	84-6440	1	Shield-Grass
7	59-8290	3	Capscrew
8	33-3720	1	Washer
9	66-5840	1	Seal Kit
9:1	59-8320	1	Ring-Retaining
9:2	49-2640	1	Seal-Shaft
9:3	84-6440	1	Shield-Grass
10	252-66	1	Bearing-Thrust
11	252-71	1	Washer-Thrust
12	59-8280	3	Capscrew
13	59-8380	1	Key

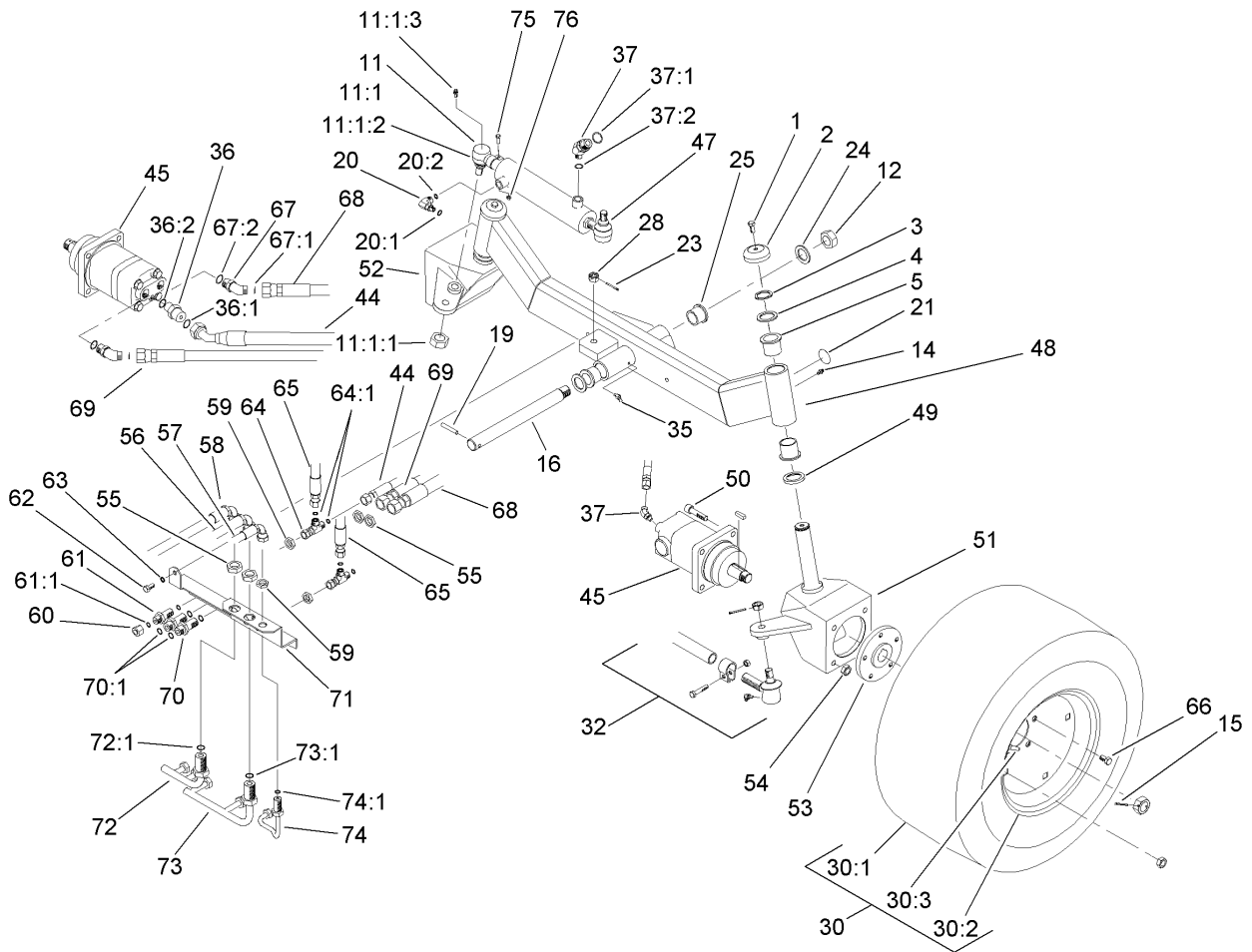
Ref	Part No.	Qty.	Description
14	353-948	2	Fitting-Plug
14:1	237-118	1	O-Ring
15	94-6368	1	Bearing



Drive Gear Assembly No. 108-1434-03

Ref	Part No.	Qty.	Description
1	60-3820	1	Spindle
2	60-3830	1	Seal
3	60-3880	1	Cone
4	60-3850	1	Cup
5	60-3840	1	Cone
6	62-6450	1	Retaining Ring Kit
7	107-4341	9	Bolt-Wheel
9	98-8270	8	Bolt
10	107-4345	1	Cover
11	108-1445	1	Ring-Retaining
12	62-6430	1	Gear
13	60-3990	1	Washer
14	107-4346	1	O-Ring
15	60-4060	1	Cover
16	107-4347	1	Plunger
17	322-1	2	Screw-HH
18	60-4040	1	Plug
19	108-1443	1	Primary Carrier ASM
20	60-3900	1	Gear
21	108-1444	1	Secondary Carrier ASM
22	82-8700	2	Ring
23	60-3950	1	Spring
24	60-3940	2	Washer
25	107-4342	1	Hub

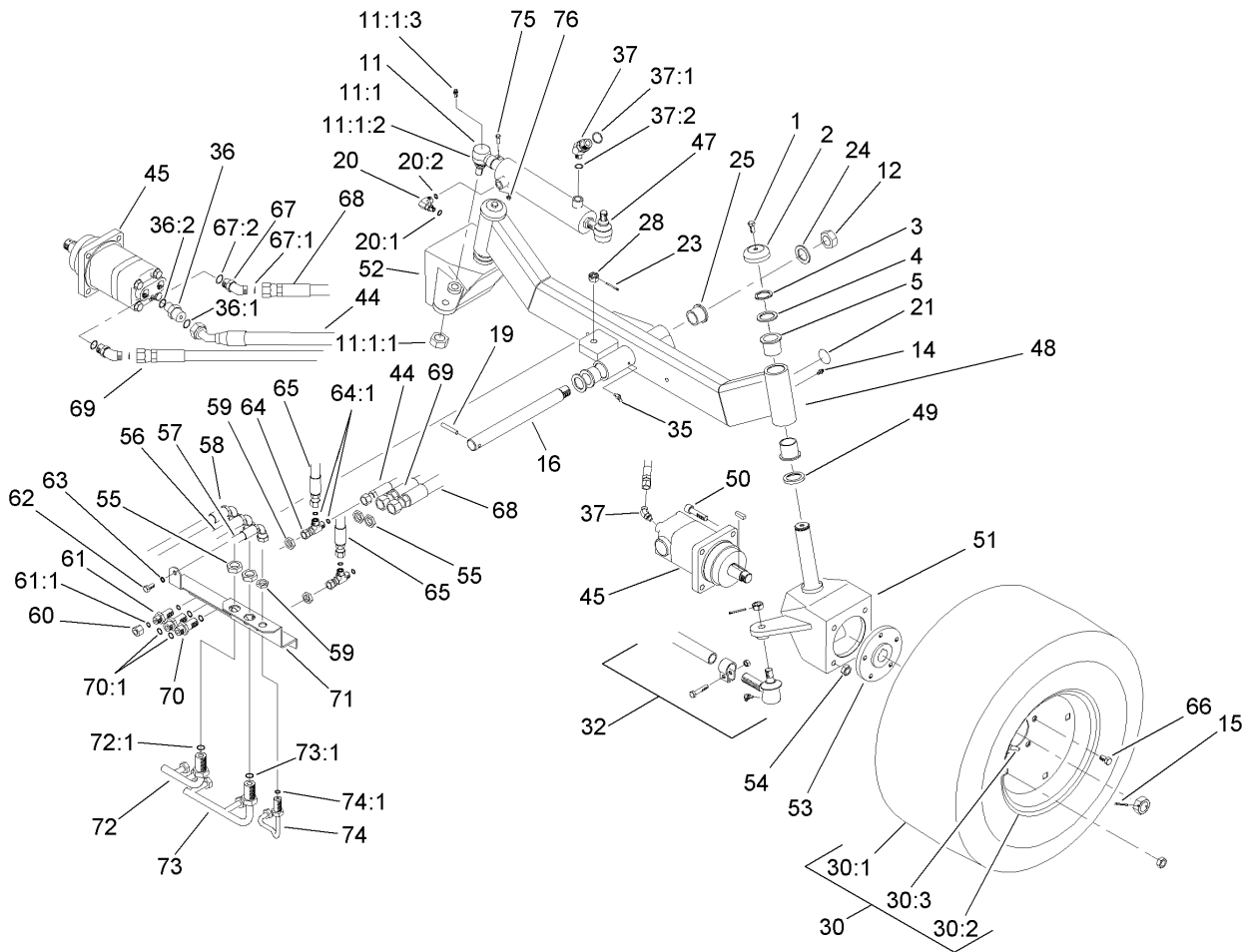
Ref	Part No.	Qty.	Description
26	60-3910	12	Washer
27	60-3890	12	Bolt
28	107-4340	1	Shaft-Input
30	60-3800	1	Coupling
99	62-6460	1	Sealant-R



Rear Axle Assembly

Ref	Part No.	Qty.	Description
1	3234-12	2	Screw-HHF
2	69-8890	2	Cap-Spindle
3	32151-10	2	Ring-Snap
4	256-304	2	Washer-Thrust
5	69-6470	4	Bushing-Caster
11	106-6895-03	1	Ball Joint ASM
11:1		1	Joint-Ball
11:1:1	32136-13	1	Nut-SHH
11:1:2	106-6896	1	Seal
11:1:3	302-5	1	Fitting-Grease
12	3296-49	1	Nut-Lock, NI
14	302-5	2	Fitting-Grease
15	3272-13	2	Pin-Cotter
16	82-9210	1	Shaft-Pivot
19	60-3670	1	Pin
20	340-97	1	Fitting-HYD, 90 DEG
20:1	237-22	1	O-Ring
20:2	237-78	1	O-Ring
21	58-6520	2	Decal-Grease
23	3272-12	4	Pin-Cotter
24	48-6660	2	Washer
25	48-6640	2	Bearing
28	32136-13	2	Nut-SHH
30	69-9870	2	Wheel And Tire ASM

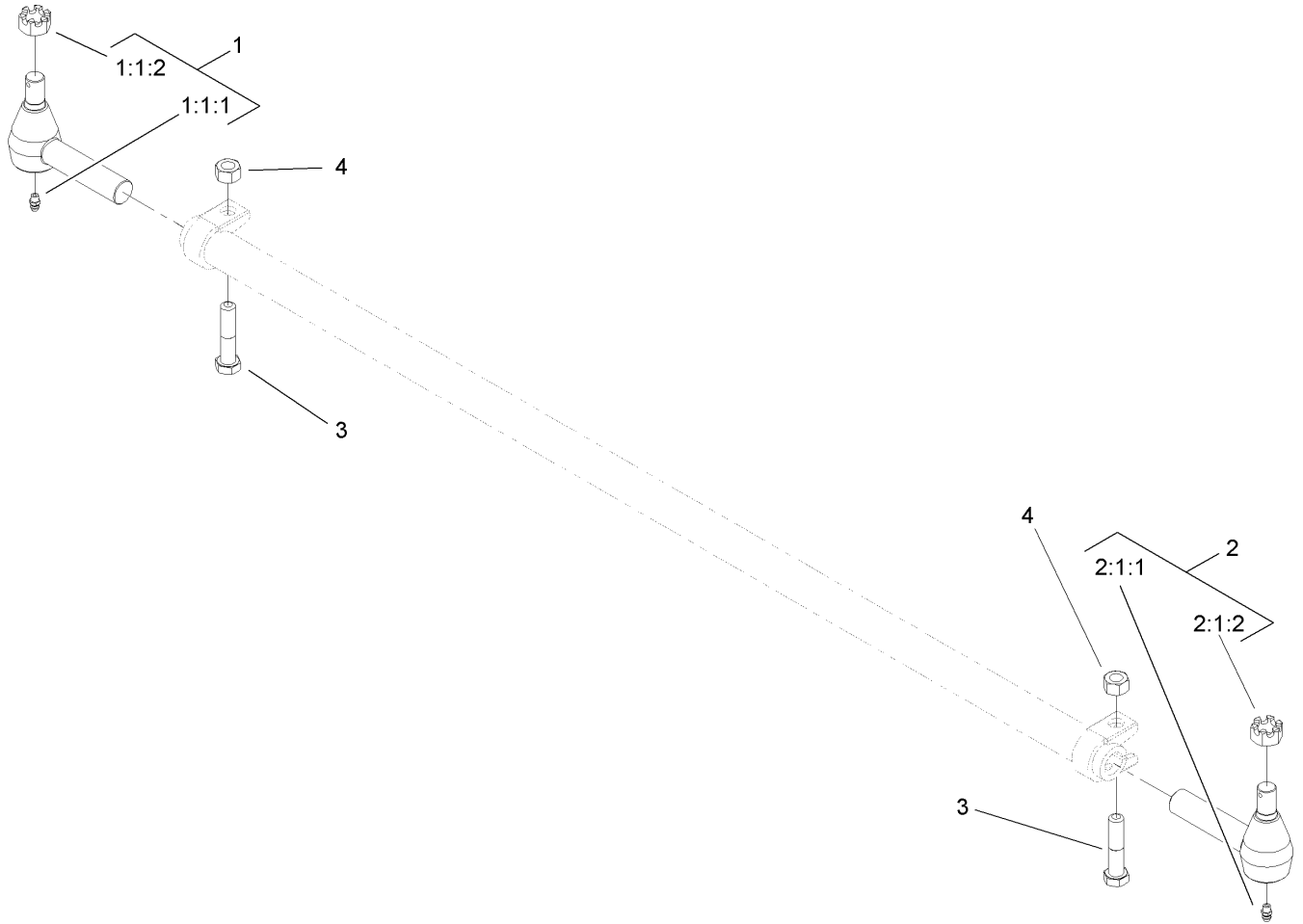
Ref	Part No.	Qty.	Description
30:1	69-9880	1	Tire-6 Ply
30:2	217-116	1	Wheel
30:3	232-27	1	Stem-Valve
32	110-9719-03	1	Tie Rod ASM
35	302-11	1	Fitting-Lube, 45 DEG
36	340-88	1	Adapter
36:1	237-22	1	O-Ring
36:2	237-78	1	O-Ring
37	340-54	2	Elbow-45 DEG
37:1	237-22	1	O-Ring
37:2	237-78	1	O-Ring
44	104-5202	2	Hose ASM
45	104-5233	2	Motor-Wheel
47	92-6057	1	Cylinder-Steering
48	92-4755-03	1	Rear Axle ASM
49	86-6560	2	Washer-Thrust
50	3274-5	8	Screw-HSH
51	92-4779-03	1	LH Motor Housing ASM
52	92-4787-03	1	RH Motor Housing ASM
53	92-4749-03	2	Hub-Wheel
54	3296-23	8	Nut-Lock, NI
55	340-74	6	Locknut-Bulkhead
56	92-5698	1	Hose ASM
57	92-5688	1	Hose ASM



Rear Axle Assembly (continued)

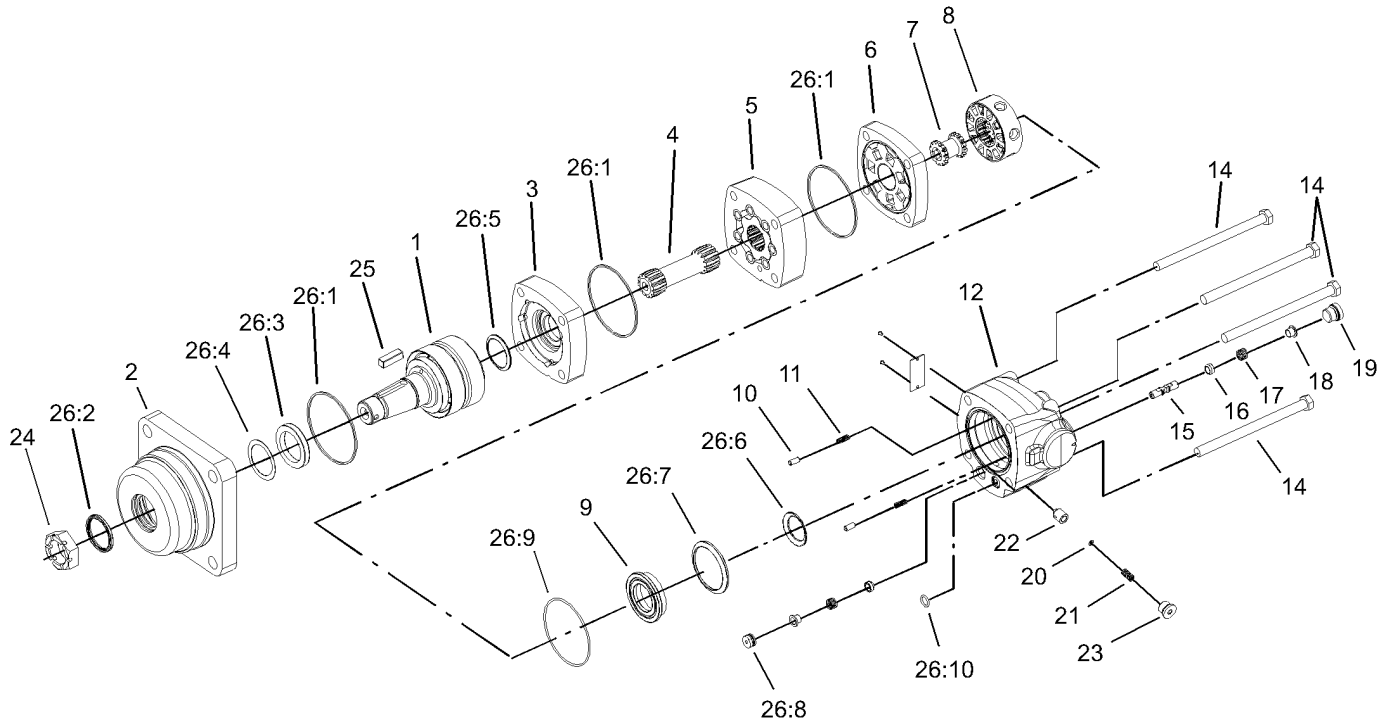
Ref	Part No.	Qty.	Description
58	92-5686	1	Hose ASM
59	340-70	3	Nut-Lock
60	340-117	1	Cap
61	340-71	2	Fitting-Straight, Bulkhead
61:1	237-22	2	O-Ring
62	323-4	2	Screw-HH
63	3253-21	2	Washer-Lock
64	340-115	2	Fitting-Tee
64:1	237-22	2	O-Ring
65	92-5665	1	Hose ASM
66	83-2720	10	Bolt-Lug
67	340-14	4	Fitting-HYD, 45 DEG
67:1	237-65	1	O-Ring
67:2	237-80	1	O-Ring
68	94-8271	2	Traction Hose ASM
69	94-8272	2	Traction Hose ASM
70	340-76	4	Fitting-Bulkhead Union, Straight
70:1	237-65	2	O-Ring
71	94-8277-03	1	Bracket-Bulkhead
72	94-8275	1	Inner Tube ASM
72:1	237-65	1	O-Ring
73	94-8276	1	Outer Tube ASM
73:1	237-65	1	O-Ring
74	94-8278	1	Case Drain Tube ASM

Ref	Part No.	Qty.	Description
74:1	237-22	1	O-Ring
75	3210-7	1	Screw-HH
76	32152-5	1	Nut-Lock, Cone



Tie Rod Assembly No. 110-9719-03

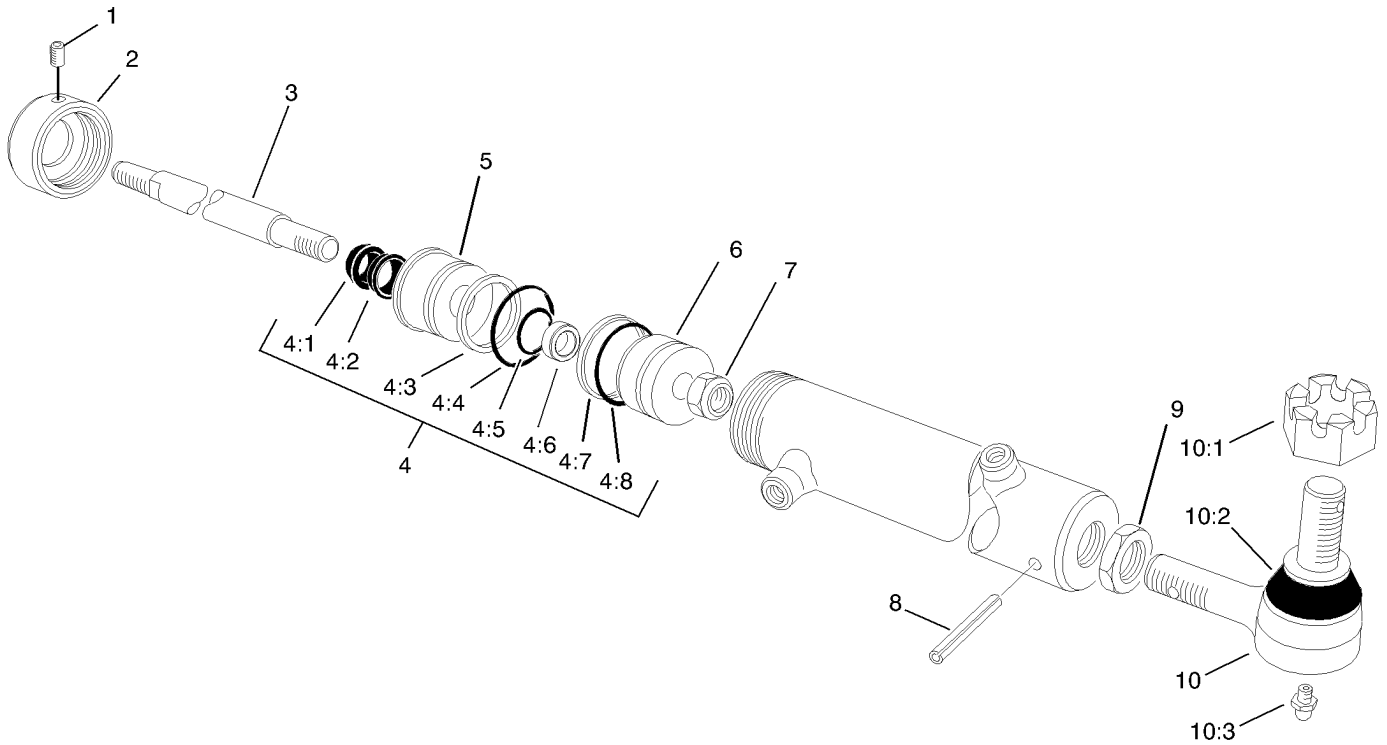
Ref	Part No.	Qty.	Description
1	110-6141-01	1	Rod End-Tie, RH
1:1:1	302-5	1	Fitting-Grease
1:1:2	32136-2	1	Nut-SHH
2	110-6142-01	1	Rod End-Tie, LH
2:1:1	302-5	1	Fitting-Grease
2:1:2	32136-2	1	Nut-SHH
3	44-2200	2	Screw-Blade
4	32153-7	2	Nut-Lock



Hydraulic Motor Assembly No. 104-5233

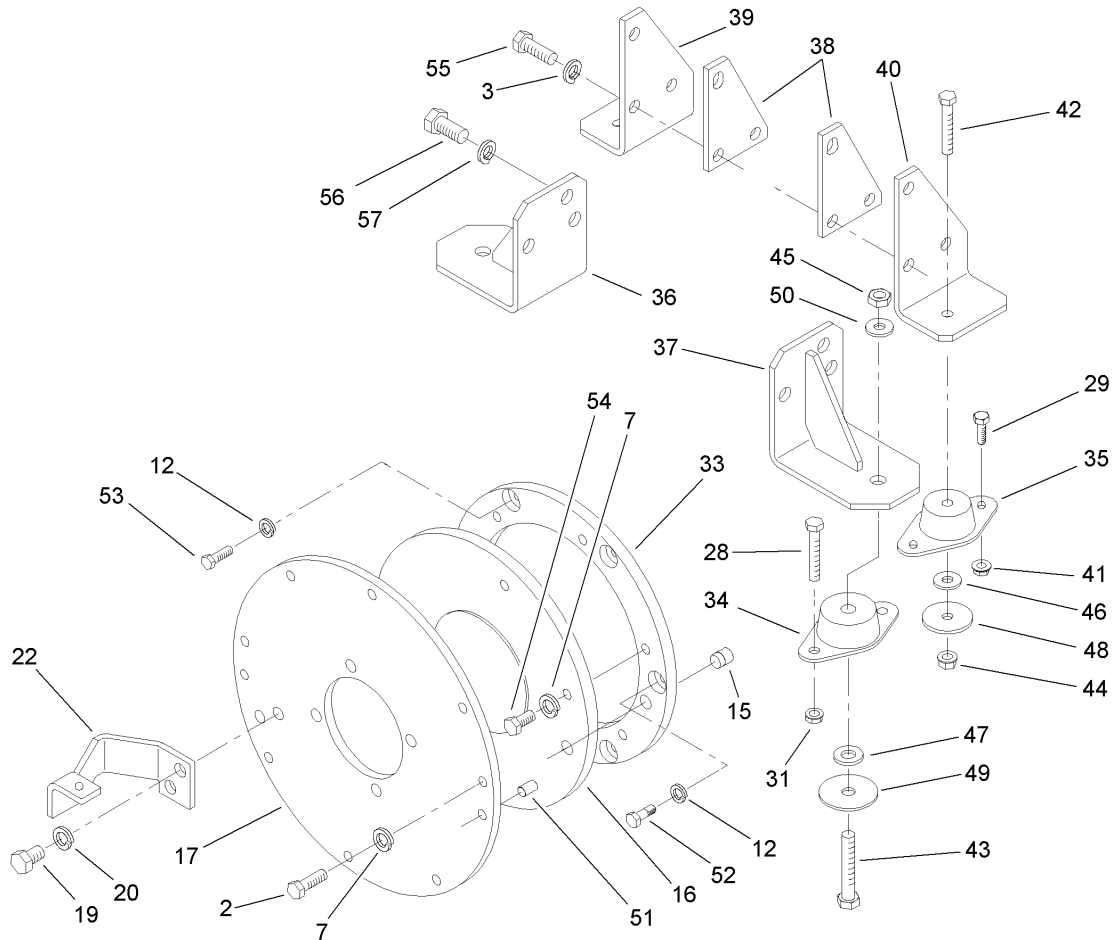
Ref	Part No.	Qty.	Description
1	56-6860	1	Shaft ASM
2	56-6850	1	Housing-Bearing
23		1	Plate-Wear
4	105-8145	1	Drive
5	105-8146	1	Geroter ASM
26		1	Plate-Valve
7	36-6260	1	Drive-Valve
8	56-6830	1	Valve
9	105-8147	1	Plate-Balancing
10	105-8148	1	Pin
11	33-3410	1	Spring
12		1	Housing-Valve
14	57-6030	4	Capscrew
15	105-9300	1	Piston
16	105-9301	2	Poppet
17	105-9302	2	Spring
18	105-9303	2	Dashpot
19	105-9304	1	Plug Sub ASM
20	105-9305	1	Shim
21	105-9306	1	Spring
22	105-9307	1	Poppet
23	105-9308	1	Plug Sub ASM
24	11-5800	1	Nut-Slotted
25	11-5790	1	Key-Square

Ref	Part No.	Qty.	Description
26	105-9309	1	Seal Kit
26:1		3	Seal-Dust
26:2		1	Seal-Shaft, Exclusion
26:3		1	Seal-Shaft
26:4		1	Ring-Backup
26:5		1	Seal-Face, Shaft
26:6		1	Seal-Face, Inner
26:7		1	Seal-Face, Outer
26:8		1	Plug
26:9		1	Seal-Dust
26:10		1	Seal-Dust



Hydraulic Cylinder Assembly No. 92-6057

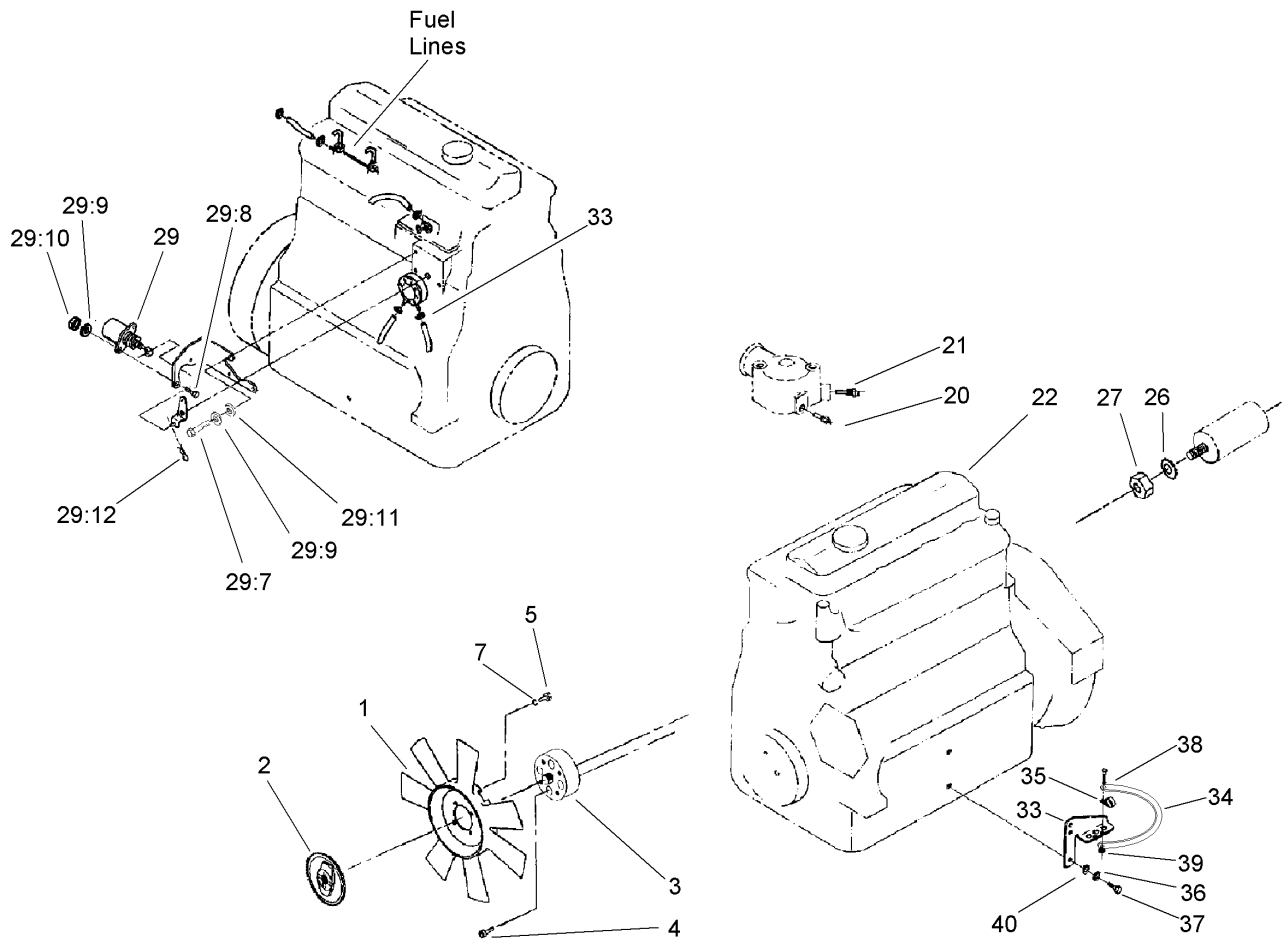
Ref	Part No.	Qty.	Description
①		1	Screw-Set
②		1	Cap
③		1	Rod
4	82-5800	1	Seal Kit
④:1		1	Wiper-Rod
④:2		1	U-Cup
④:3		1	Washer-Backup
④:4		1	Seal-Dust
④:5		1	Seal-Dust
④:6		1	Spacer
④:7		1	Servon
④:8		1	Seal-Dust
⑤		1	Head
⑥		1	Piston
⑦		1	Nut
8	32121-44	1	Pin-Roll
9	82-5740	1	Nut-Jam
10	82-5730	1	End-Rod, Tie
10:1	105-7941	1	Nut-Hex, Slotted
10:2	105-7835	1	Seal
10:3	302-5	1	Fitting-Grease



Engine Installation Assembly

Ref	Part No.	Qty.	Description
2	43-0090	8	Screw-HH
3	48-8070	6	Washer-Lock
7	48-9590	14	Washer-Lock
12	42-9850	6	Washer-Lock, Spring
15	58-3590	2	Dowel
16	92-1753	1	Coupling-Spring
17	98-1211-03	1	Plate-Adapter, Pump
19	3213-20	2	Screw-HH
20	3253-7	2	Washer-Lock
22	98-7066-03	1	Bracket-Damper
28	323-11	4	Screw-HH
29	322-5	4	Screw-HH
31	32128-21	4	Nut-HF
33	100-5633	1	Spacer-Coupling
34	98-3024	2	Mount-Engine
35	83-1030	2	Mount-Engine
36	98-1207-03	1	Bracket-Front, RH
37	98-1206-03	1	Bracket-Front, LH
38	98-1200-03	2	Spacer
39	98-1204-03	1	Bracket-Engine, RH Rear
40	98-1205-03	1	Bracket-Engine, LH Rear
41	32128-20	4	Nut-HF
42	323-11	2	Screw-HH
43	33116-070	2	Screw-HH

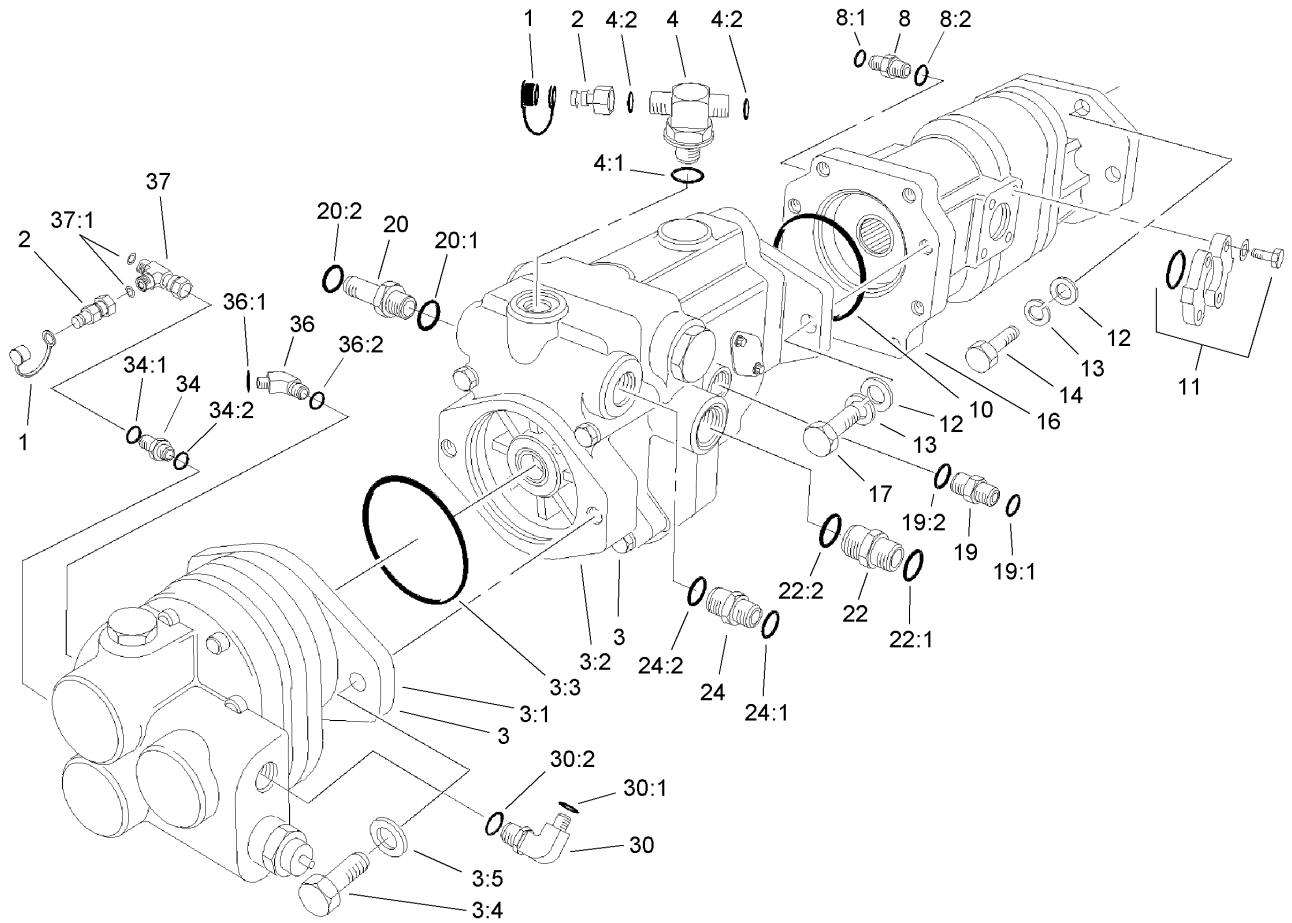
Ref	Part No.	Qty.	Description
44	32128-43	2	Nut-Flange
45	48-9530	2	Nut
46	80-6990	2	Washer-Hardened
47	3256-26	2	Washer-Flat
48	63-7400	2	Washer-Rebound
49	87-5100	2	Washer-Snubbing
50	43-5940	2	Lockwasher-Spring
51	98-1212	2	Pin-Plate, Pump
52	100-5634	2	Bolt-Shoulder
53	33114-020	4	Screw-HH
54	70-8470	6	Screw-HH
55	43-3180	6	Screw-HH
56	43-3210	6	Screw-HH
57	43-5950	6	Washer-Lock, Spring



Engine Attachment Assembly

Ref	Part No.	Qty.	Description
1	104-5269	1	Fan
2	93-1430	1	Drive-Fan
3	98-1242	1	Adapter-Fan
4	52-6290	4	Screw-HSH
5	322-2	8	Screw-HH
7	3253-4	8	Washer-Lock
20	98-3824	1	Switch-Temp
21	98-3825	1	Switch-Temp
22	108-4410	1	Engine-Kubota
26	3255-8	1	Washer-Lock
27	33014-00	1	Nut-Hex
29	98-3817	1	Solenoid Kit
29:7	33113-025	3	Screw-HH
29:8	33113-016	2	Screw-HH
29:9	48-8020	5	Washer-Spring
29:10	33013-00	2	Nut-Hex
29:11	33093-00	3	Washer-Flat
29:12	3272-2	1	Pin-Cotter
33	98-1293-03	1	Bracket-Line
34	98-3883	2	Clamp-Wire
35	3256-61	4	Washer-Flat
36	43-5940	2	Lockwasher-Spring
37	42-9250	2	Bolt
38	32105-13	2	Screw-SHH

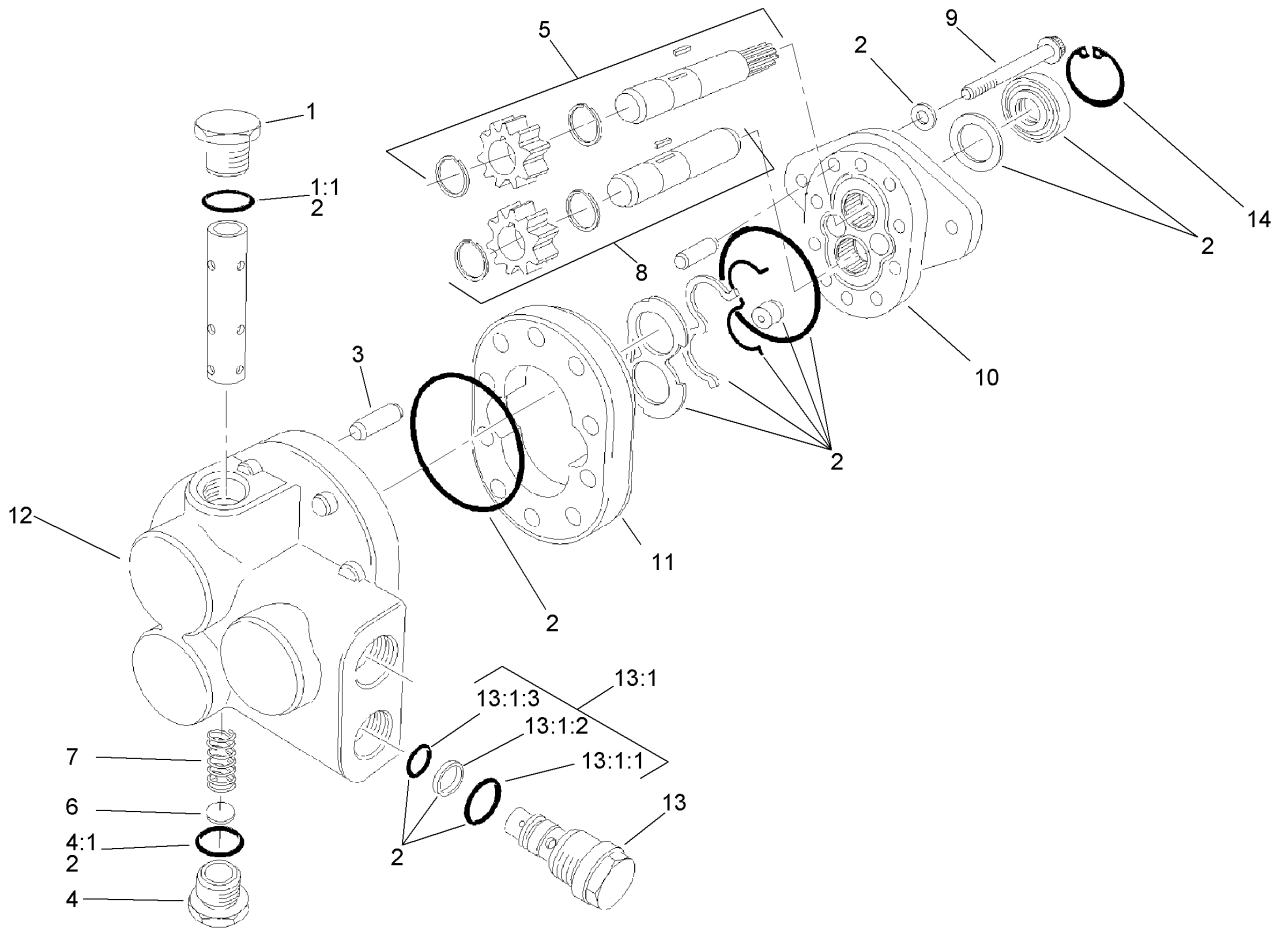
Ref	Part No.	Qty.	Description
39	3296-2	2	Nut-Lock
40	3256-26	2	Washer-Flat



Hydraulic Pump Assembly

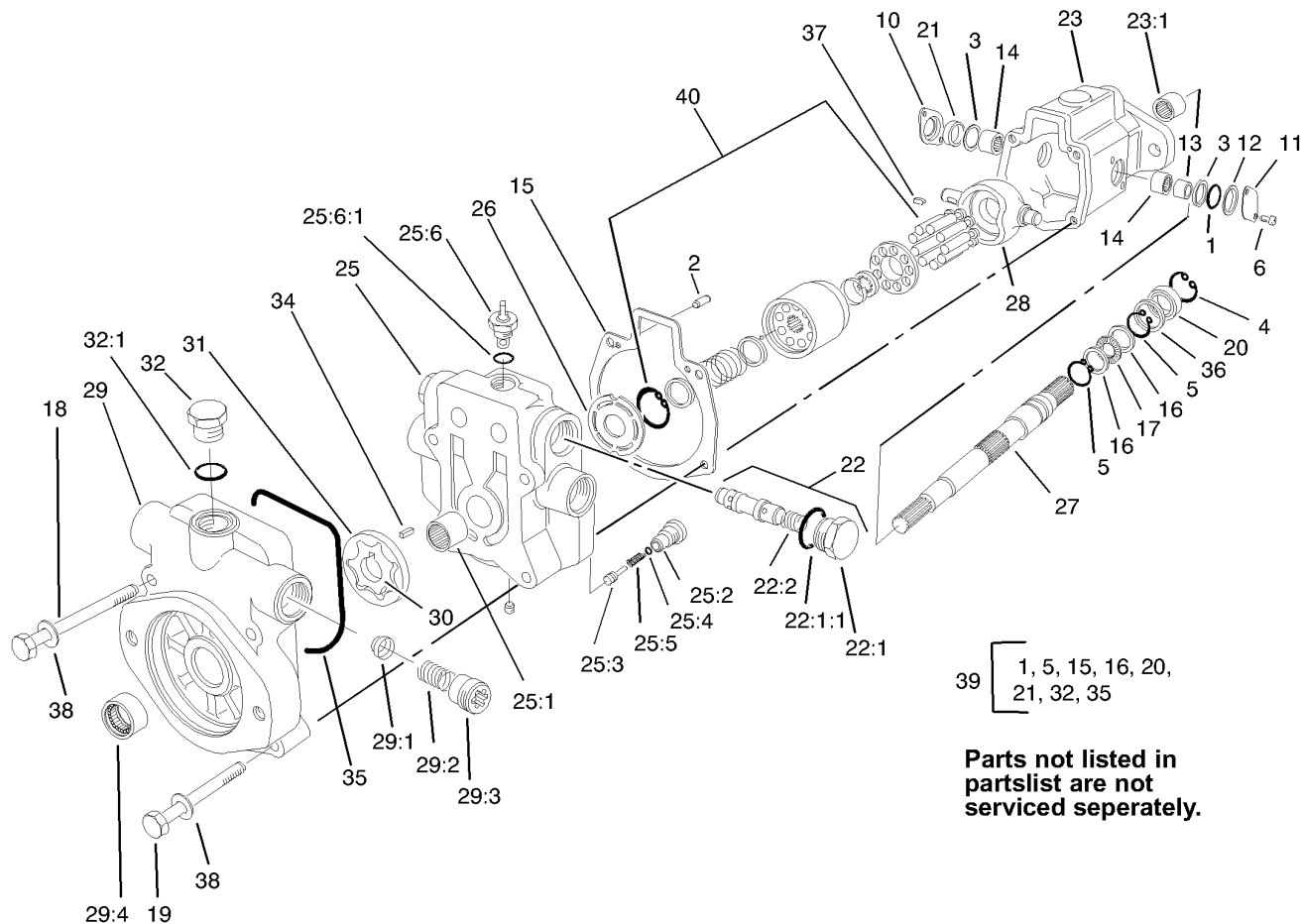
Ref	Part No.	Qty.	Description
1	353-947	2	Cap-Dust, Rubber
2	86-5480	2	Nipple-Test
3		1	Tandem Pump ASM
3:1	99-6495	1	Gear Pump ASM
3:2	99-6494	1	Variable Piston Pump ASM
3:3	60-3520	1	O-Ring
3:4	60-3530	2	Bolt
3:5	60-3540	2	Washer
4	92-4799	1	Fitting-Tee, HYD
4:1	237-79	1	O-Ring
4:2	237-22	2	O-Ring
8	340-8	1	Adapter
8:1	237-65	1	O-Ring
8:2	237-81	1	O-Ring
10	59-8550	1	O Ring
11	340-62	1	Flange Kit
12	87-7270	6	Washer-Thrust
13	3253-7	6	Washer-Lock
14	3213-2	4	Screw-HH
16	86-6000-01	1	Pump
17	325-5	2	Screw-HH
19	340-2	1	Fitting-HYD, Straight
19:1	237-22	1	O-Ring
19:2	237-42	1	O-Ring

Ref	Part No.	Qty.	Description
20	92-6058	1	Fitting-HYD
20:1	237-81	1	O-Ring
20:2	237-58	1	O-Ring
22	340-9	1	Fitting-HYD, Straight
22:1	237-58	1	O-Ring
22:2	237-81	1	O-Ring
24	340-4	1	Fitting-HYD, Straight
24:1	237-30	1	O-Ring
24:2	237-79	1	O-Ring
30	340-15	1	Fitting-HYD, 90 DEG
30:1	237-58	1	O-Ring
30:2	237-146	1	O-Ring
34	340-3	1	Adapter
34:1	237-22	1	O-Ring
34:2	237-79	1	O-Ring
36	340-89	1	Fitting-HYD, 45 DEG
36:1	237-30	1	O-Ring
36:2	237-80	1	O-Ring
37	340-115	1	Fitting-Tee
37:1	237-22	2	O-Ring



Gear Pump Assembly No. 99-6495

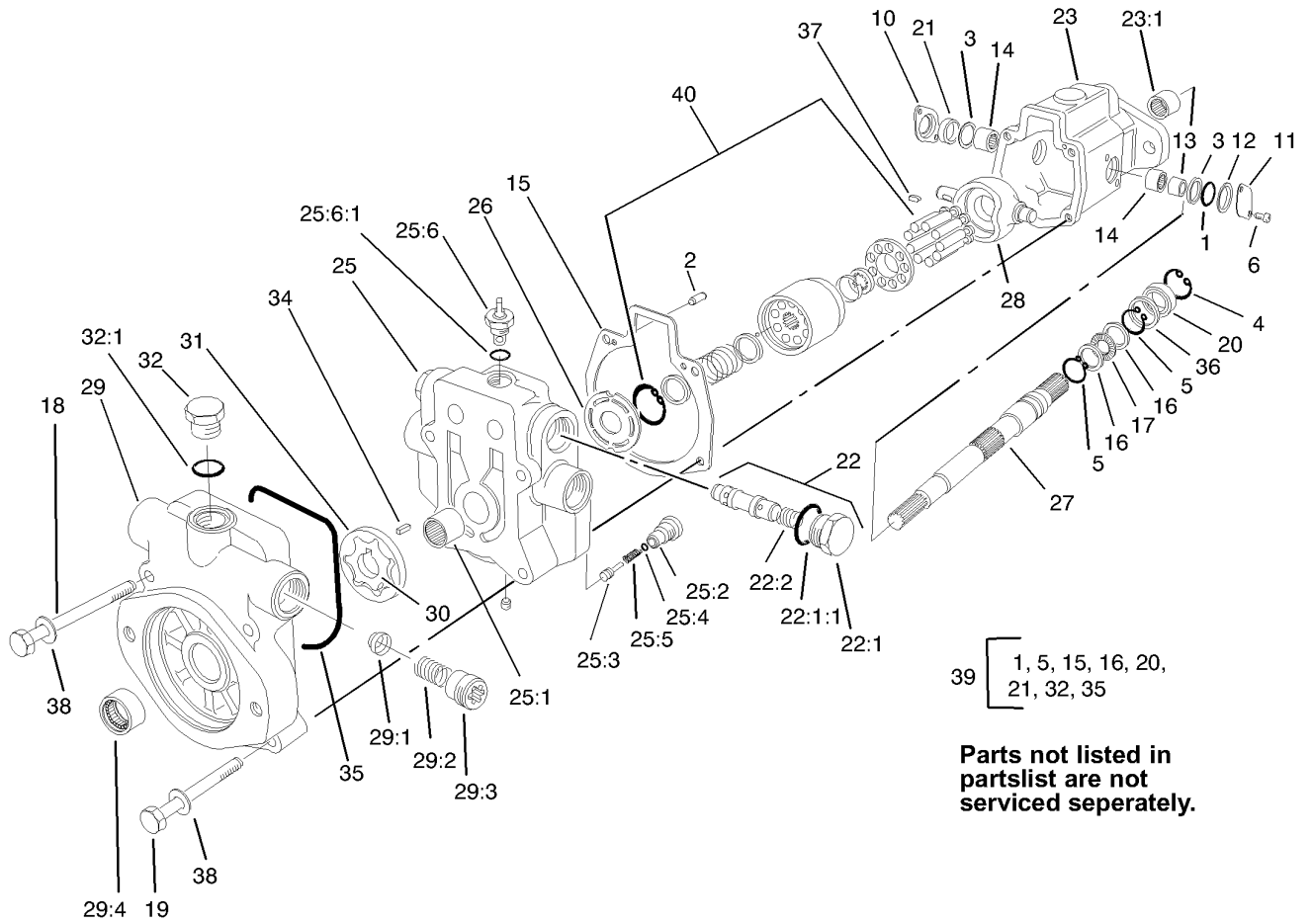
Ref	Part No.	Qty.	Description
1	60-5860	1	Plug
1:1	60-5720	1	O-Ring
2	95-2109	1	Seal Kit
3	60-5760	1	Pin
4	60-5710	1	Plug
4:1	60-5720	1	O-Ring
5	99-8591	1	Drive Gear ASM
6	60-5730	1	Disc
7	60-5820	1	Spring
8	99-8592	1	Idler Gear ASM
9	42-3140	8	Capscrew
10	95-4362	1	Plate-Front
11	99-8589	1	Body ASM
12	99-8590	1	Plate-Back
13	92-9253	1	Valve-Relief
13:1	92-9257	1	Seal Kit
13:1:1	92-9255	1	O-Ring
13:1:2	92-9256	1	Washer-Backup
13:1:3	92-9254	1	O-Ring
14	99-8593	1	Ring-Retaining



Variable Piston Pump Assembly No. 99-6494

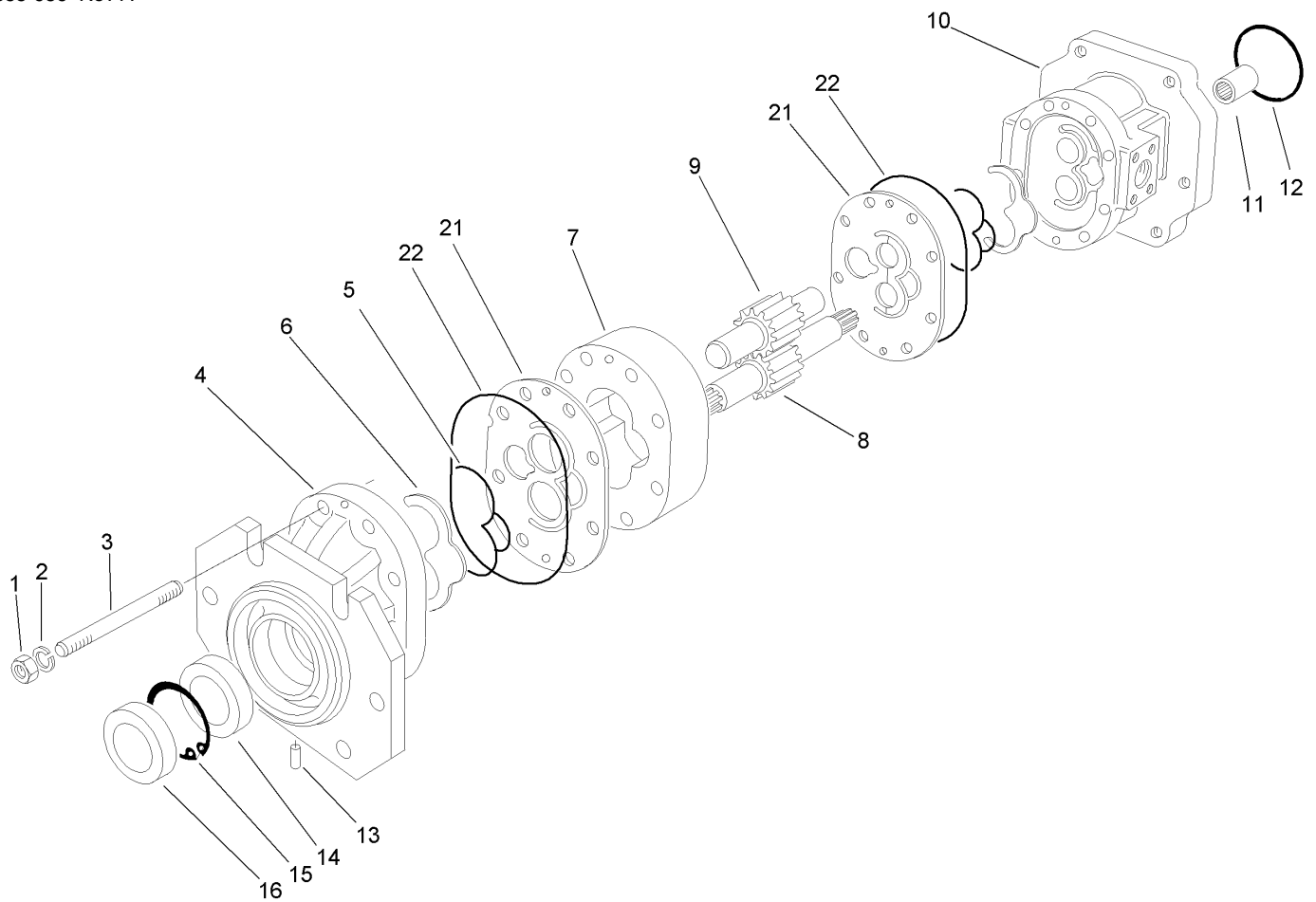
Ref	Part No.	Qty.	Description
1	60-6190	1	O-Ring
2	95-6050	2	Pin-Dowel
3	60-6250	2	Washer
4	60-6260	1	Ring
5	60-6270	2	Ring
6	60-6330	4	Screw
10	60-6120	1	Cover-Seal
11	60-6010	1	Cover-Trunnion
12	99-8702	1	O-Ring
13	60-5990	1	Race
14	60-6110	2	Bearing
15	60-6130	1	Gasket
16	60-6160	2	Race
17	76-6960	1	Bearing-Thrust
18	60-6230	2	Screw-HH
19	60-6220	2	Screw-HH
20	60-6300	1	Seal
21	42-2720	1	Seal-External
22	68-6460	2	Relief Valve Kit
22:1	70-1240	1	Plug ASM
22:1:1	60-5980	1	O-Ring
22:2	99-8700	1	Spring
23	99-8703	1	Housing ASM
23:1	63-4390	1	Bearing-Needle

Ref	Part No.	Qty.	Description
25	99-8705	1	Backplate ASM
25:1	60-6050	1	Bearing
25:2	60-6060	1	Cartridge
25:3	60-6070	1	Poppet
25:4	60-6080	1	Ring
25:5	60-6090	1	Spring
25:6	39-2080	1	Tow Valve ASM
25:6:1	60-6290	1	O-Ring
26	99-8704	1	Plate-Valve
27	60-6140	1	Shaft
28	60-6020	1	Camplate
29	60-6200	1	Adapter
29:1	33-4990	1	Poppet
29:2	39-2140	1	Spring
29:3	39-2130	1	Retainer-Spring
29:4	60-6150	1	Bearing
30	99-8706	1	Gerotor-Inner
31	99-8707	1	Gerotor-Outer
32	60-6280	1	Plug
32:1	60-6290	1	O-Ring
34	60-6320	1	Key
35	99-8708	1	O-Ring
36	60-6240	1	Washer
37	60-6310	1	Key



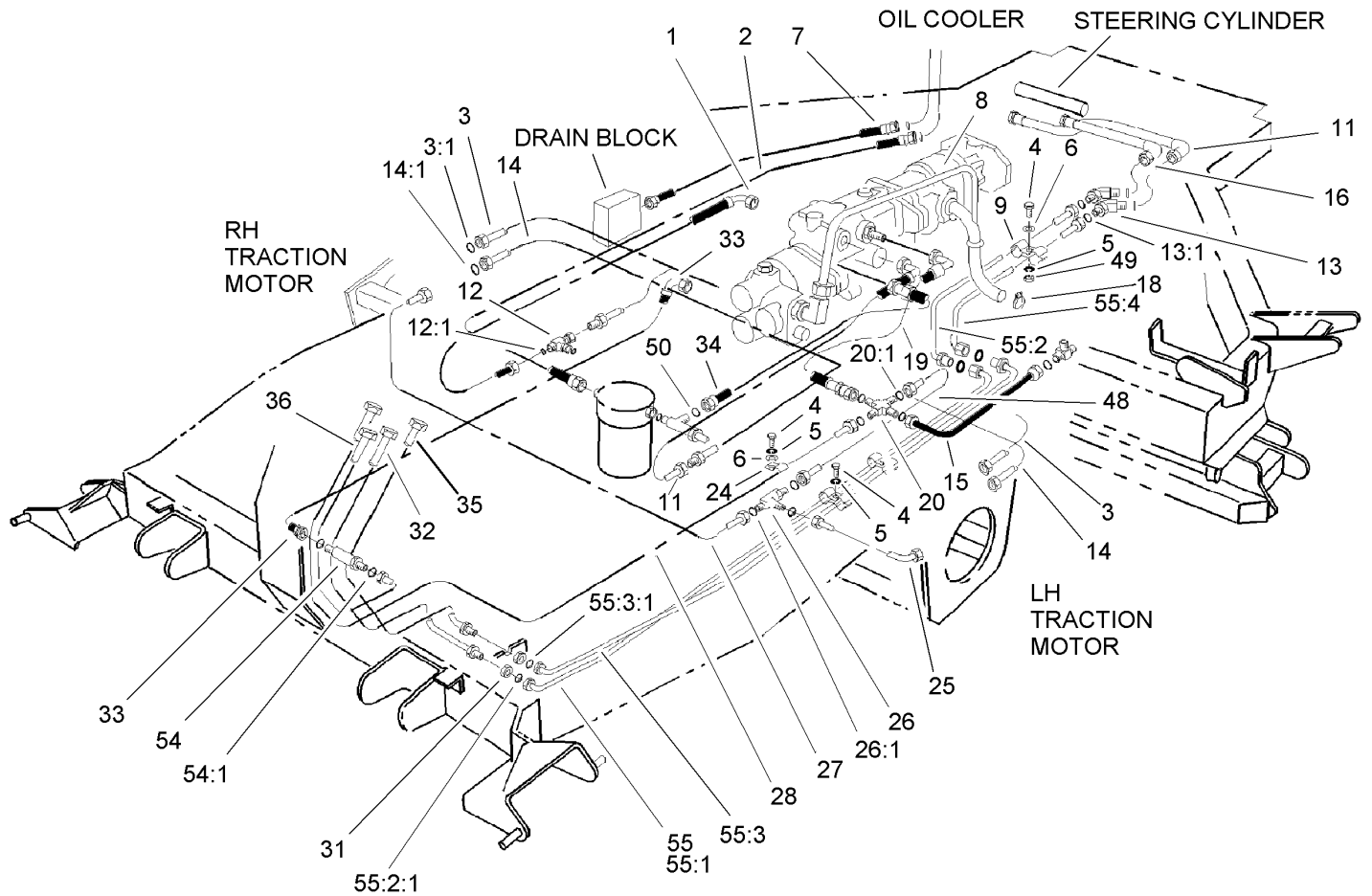
Variable Piston Pump Assembly No. 99-6494 (continued)

Ref	Part No.	Qty.	Description
38	3256-73	4	Washer-Flat
39	95-6056	1	Seal Kit
40	99-8701	1	Rotating Kit



Pump Assembly No. 86-6000-01

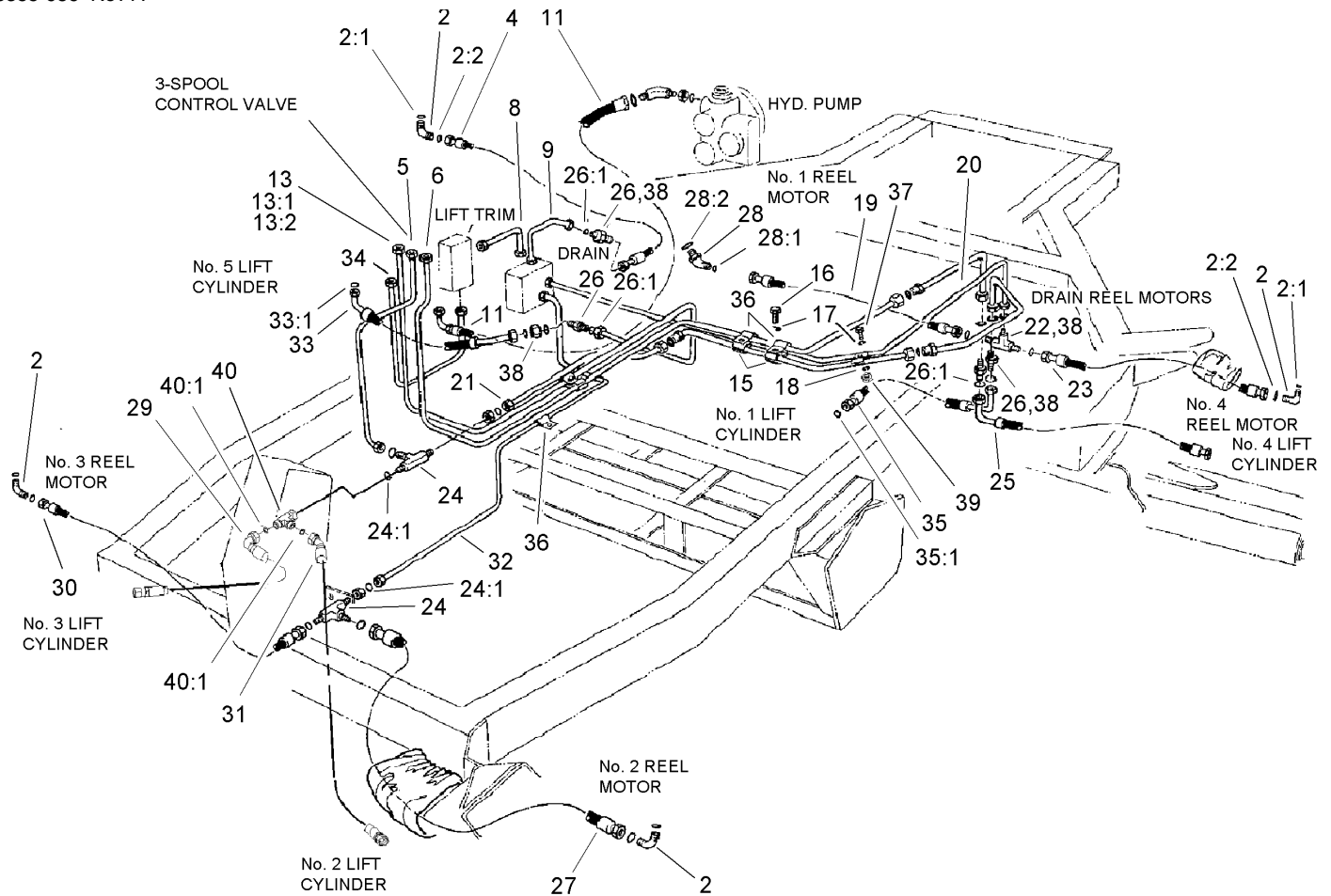
Ref	Part No.	Qty.	Description
1	59-7580	8	Nut
2	59-7590	8	Washer-Lock
3	59-7970	8	Stud
4	86-6010	1	Cover-Front
5	59-7990	2	Seal
6	59-8470	2	Retainer
7	86-6020	1	Section-Center
8	59-8500	1	Gear
9	59-8600	1	Gear
10	86-6030	1	Section-Port, Rear
11	59-8540	1	Coupling
12	86-6040	1	O-Ring
13	86-6050	1	Plug
14	59-8570	1	Seal
15	59-8580	1	Ring-Retaining
16	59-8590	1	Seal
21	86-6070	2	Plate-Rear
22	86-6080	2	O-Ring



Hydraulic Circuit - Steering and Traction Assembly

Ref	Part No.	Qty.	Description
1	58-5860	2	Hose ASM
2	75-8200	1	Hose-Filter / Cooler
3	92-5677	1	Tube-Traction
3:1	237-58	1	O-Ring
4	33113-025	5	Screw-HH
5	43-5930	5	Washer-Spring
6	33093-00	7	Washer-Flat
7	75-8210	1	Hose-Manifold / Cooler
8	60-1900	1	Tube
9	58-3880	4	Clamp-Double
11	98-7415	1	Hose-HYD
12	92-4748	2	Adapter-HYD, Tee
12:1	237-58	2	O-Ring
13	340-69	2	Elbow-Bulkhead, 45 DEG
13:1	237-22	2	O-Ring
14	92-4726	1	Tube-Traction
14:1	237-58	1	O-Ring
15	92-5694	1	Hose ASM
16	98-7416	1	Hose-HYD
18	2412-92	2	Clamp-Hose
19	60-1250	1	Hose-Drain
20	340-23	1	Cross-Union
20:1	237-22	4	O-Ring
24	60-1360	1	Clamp-Single

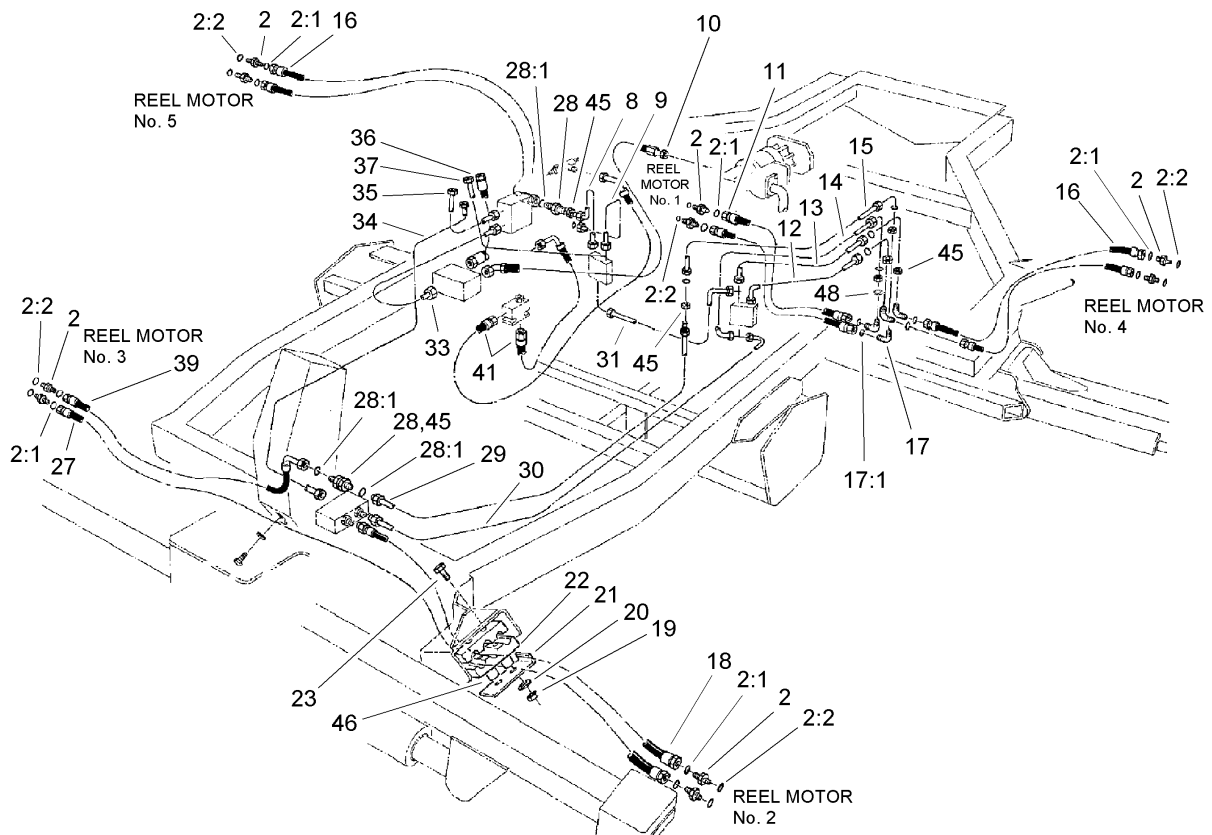
Ref	Part No.	Qty.	Description
25	58-4790	1	Tube-Steel
26	340-68	1	Fitting-Tee, Bulkhead
26:1	237-22	3	O-Ring
27	58-4860	1	Tube-Steel
28	74-2820	1	Tube ASM
31	340-70	6	Nut-Lock
32	74-2780	1	Tube ASM
33	58-5720	1	Hose ASM
34	58-5870	1	Hose ASM
35	74-2810	1	Tube ASM
36	74-2790	1	Tube ASM
48	58-4710	1	Tube-Steel
49	48-7890	2	Nut
50	237-30	1	O-Ring
54	340-71	1	Fitting-Straight, Bulkhead
54:1	237-22	2	O-Ring
55	105-3333	1	HYD Tube Kit
55:1	105-3318	1	Tube-HYD, LH Front Steering
55:2	105-3319	1	Tube-HYD, LH Rear Steering
55:2:1	237-22	1	O-Ring
55:3	105-3320	1	Tube-HYD, RH Front Steering
55:3:1	237-22	1	O-Ring
55:4	105-3321	1	Tube-HYD, RH Rear Steering



Hydraulic Circuit - Lift Arm Assembly

Ref	Part No.	Qty.	Description
2	340-77	4	Fitting-HYD, 90 DEG
2:1	237-22	1	O-Ring
2:2	237-42	1	O-Ring
4	98-7413	1	Hose ASM
5	58-4750	1	Tube-Steel
6	93-1404	1	Tube-Steel
8	63-4680	1	90 DEG Tube ASM
9	58-4780	1	Tube-Steel
11	58-5710	1	Hose ASM
13	68-6370	1	HYD Tube Kit
13:1	68-6380	1	Tube ASM
13:2	68-6390	1	Tube ASM
15	58-3880	5	Clamp-Double
16	33113-050	2	Screw-HH
17	43-5930	6	Washer-Spring
18	33093-00	8	Washer-Flat
19	98-7408	1	Hose ASM
20	58-4850	1	Tube-Steel
21	68-6270	1	HYD Tube Kit
●21:1	68-6280	1	Tube ASM
●21:2	68-6290	1	Tube ASM
●21:3	68-6300	1	Tube ASM
22	60-2180	1	Adaptor
23	98-7406	1	Hose ASM

Ref	Part No.	Qty.	Description
24	340-68	2	Fitting-Tee, Bulkhead
24:1	237-22	3	O-Ring
25	98-7411	1	Hose ASM
26	340-71	4	Fitting-Straight, Bulkhead
26:1	237-22	2	O-Ring
27	98-7410	1	Hose ASM
28	340-87	1	Fitting-HYD, 45 DEG
28:1	237-22	1	O-Ring
28:2	237-42	1	O-Ring
29	105-9280	1	Hose ASM
30	98-7407	1	Hose ASM
31	106-9204	1	Hose ASM
32	58-4880	1	Tube-Steel
33	98-7412	1	Hose ASM
33:1	237-22	1	O-Ring
34	58-4870	1	Tube-Steel
35	98-7405	1	Hose ASM
35:1	237-22	1	O-Ring
36	60-1360	3	Clamp-Single
37	33113-025	4	Screw-HH
38	340-70	7	Nut-Lock
39	48-7890	3	Nut
40	340-115	1	Fitting-Tee
40:1	237-22	2	O-Ring

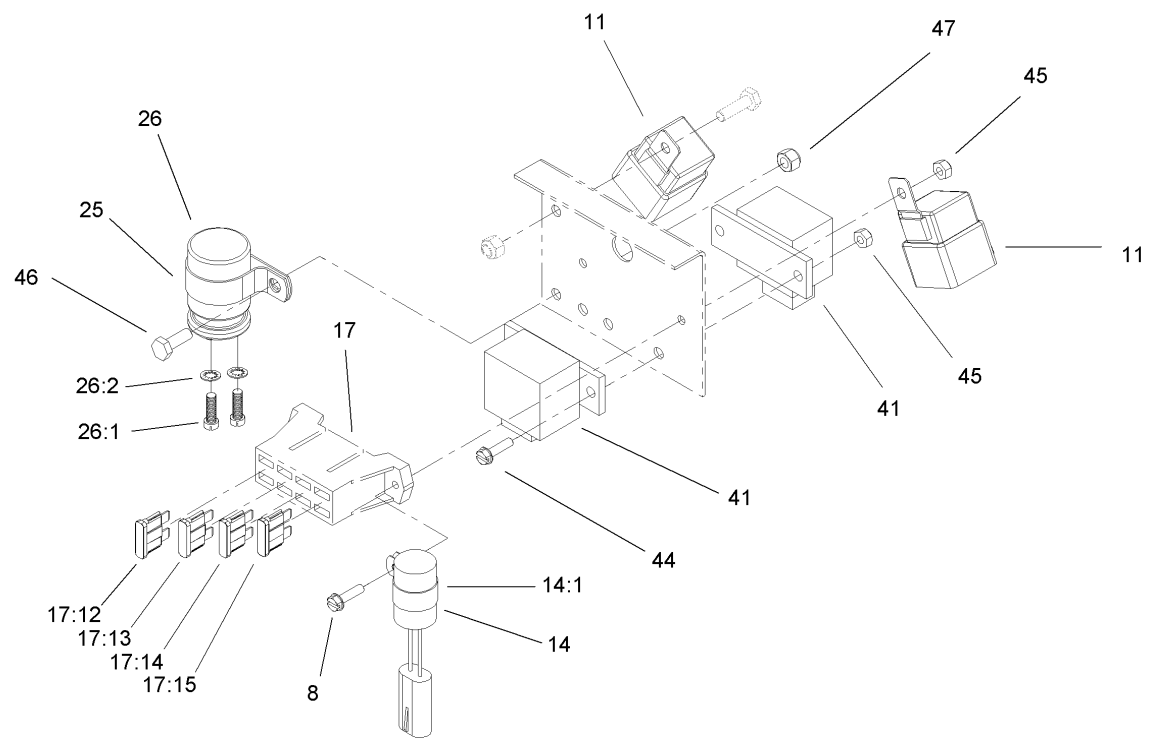
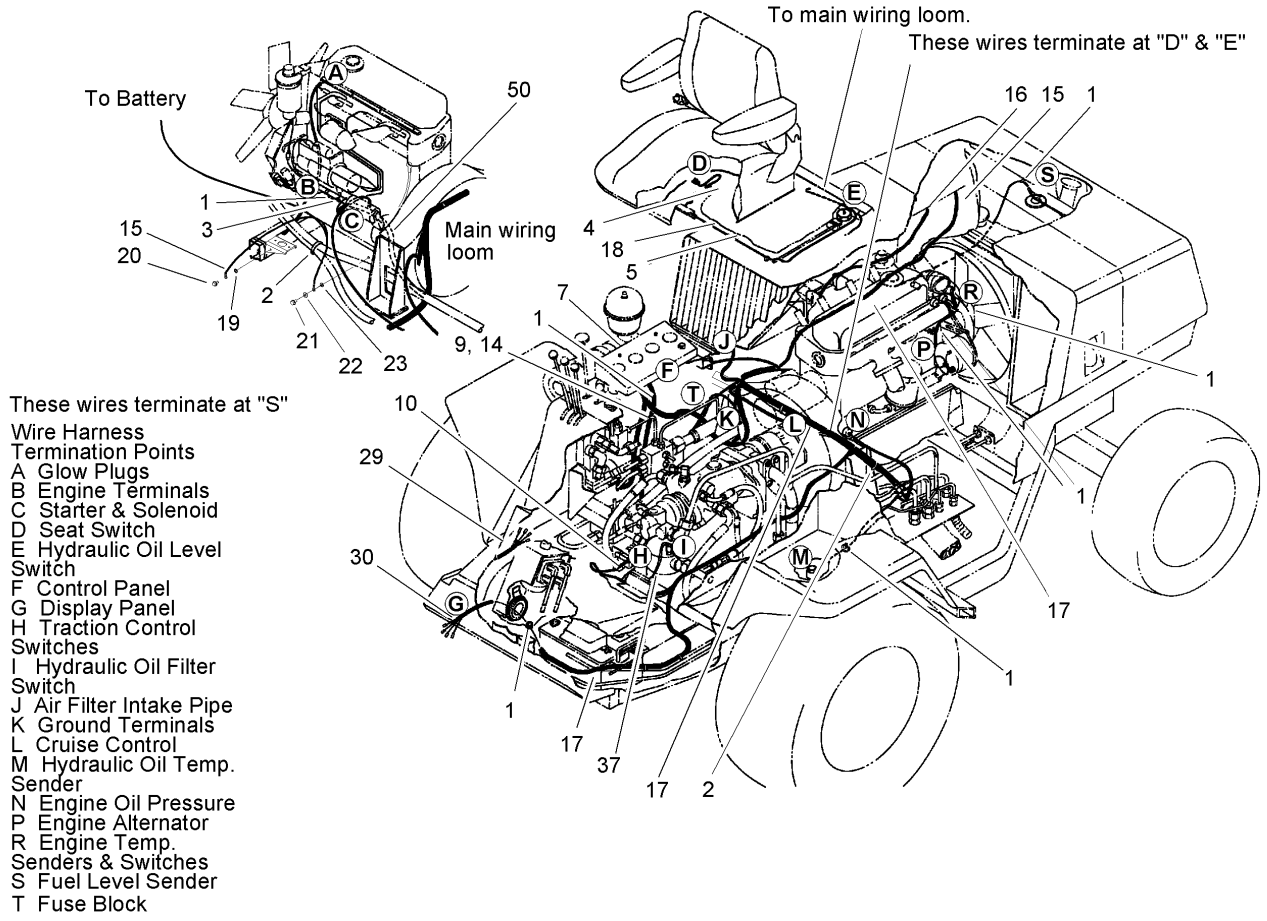


Hydraulic Circuit - Cutting Unit Assembly

Ref	Part No.	Qty.	Description
2	340-8	10	Adapter
2:1	237-65	1	O-Ring
2:2	237-81	1	O-Ring
8	58-4960	1	Tube-Steel
9	58-4970	1	Tube-Steel
10	58-5730	1	Hose ASM
11	98-7404	2	Hose ASM
12	58-5060	1	Tube-Steel
13	58-5000	1	Tube-Steel
14	58-5020	1	Tube-Steel
15	58-5040	1	Tube-Steel
16	98-7403	4	Hose ASM
17	340-72	4	Fitting-Bulkhead, 90 DEG
17:1	237-65	2	O-Ring
18	98-7400	1	Hose ASM
19	3296-8	4	Nut-Lock
20	3256-16	4	Washer-Flat
21	74-2750-03	2	Retainer
22	74-2710	4	Clamp-Hose
23	321-14	4	Screw-HH
27	98-7401	1	Hose ASM
28	340-76	3	Fitting-Bulkhead Union, Straight
28:1	237-65	2	O-Ring
29	58-4990	1	Tube-Steel

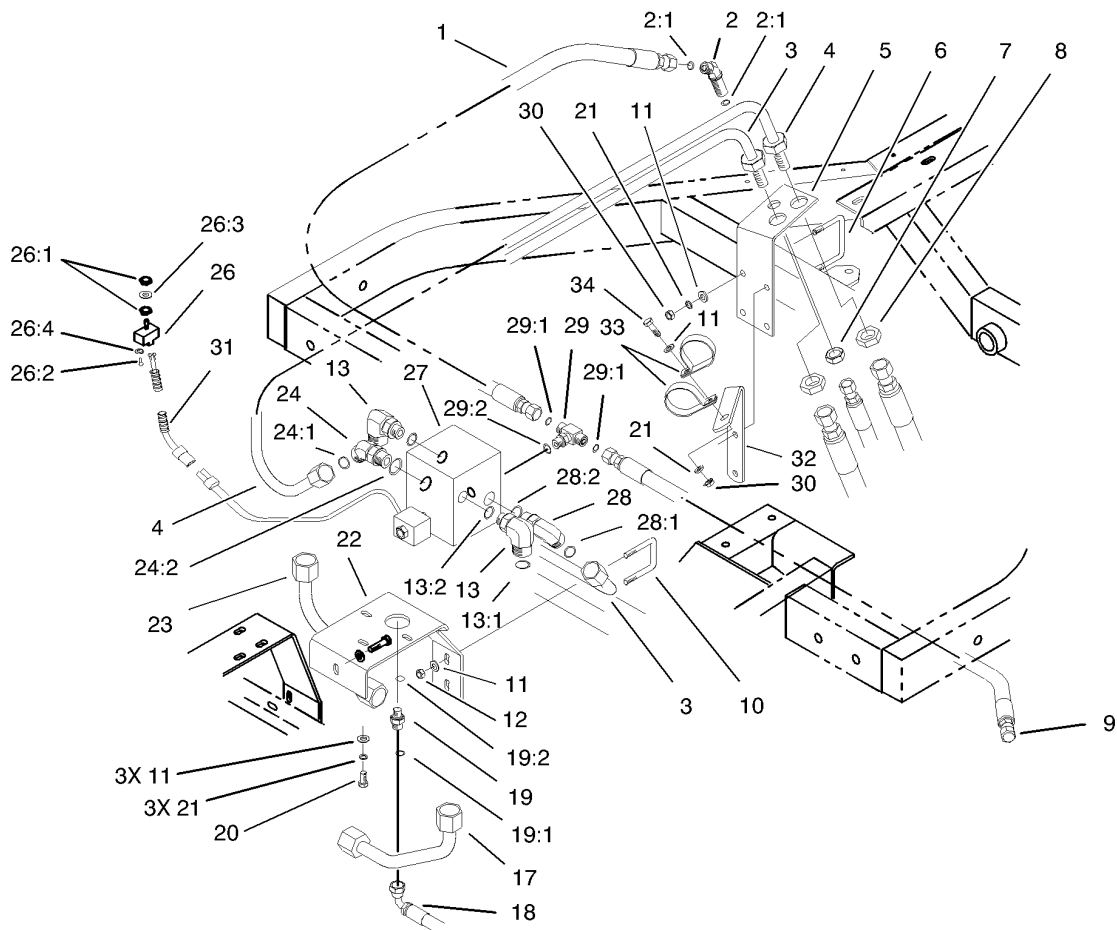
Ref	Part No.	Qty.	Description
30	58-5070	1	Tube-Steel
31	58-4950	1	Tube-Steel
33	58-5050	1	Tube-Steel
34	58-5030	1	Tube-Steel
35	58-4980	1	Tube-Steel
36	60-3340	1	Hose ASM
37	63-4710	1	Tube ASM
39	98-7402	1	Hose ASM
41	60-1250	2	Hose-Drain
45	340-74	8	Locknut-Bulkhead
46	74-2730	4	Tube
48	3254-21	2	Washer-Lock/Int

Electrical System Diagram and Relay Assembly



Electrical System Diagram and Relay Assembly

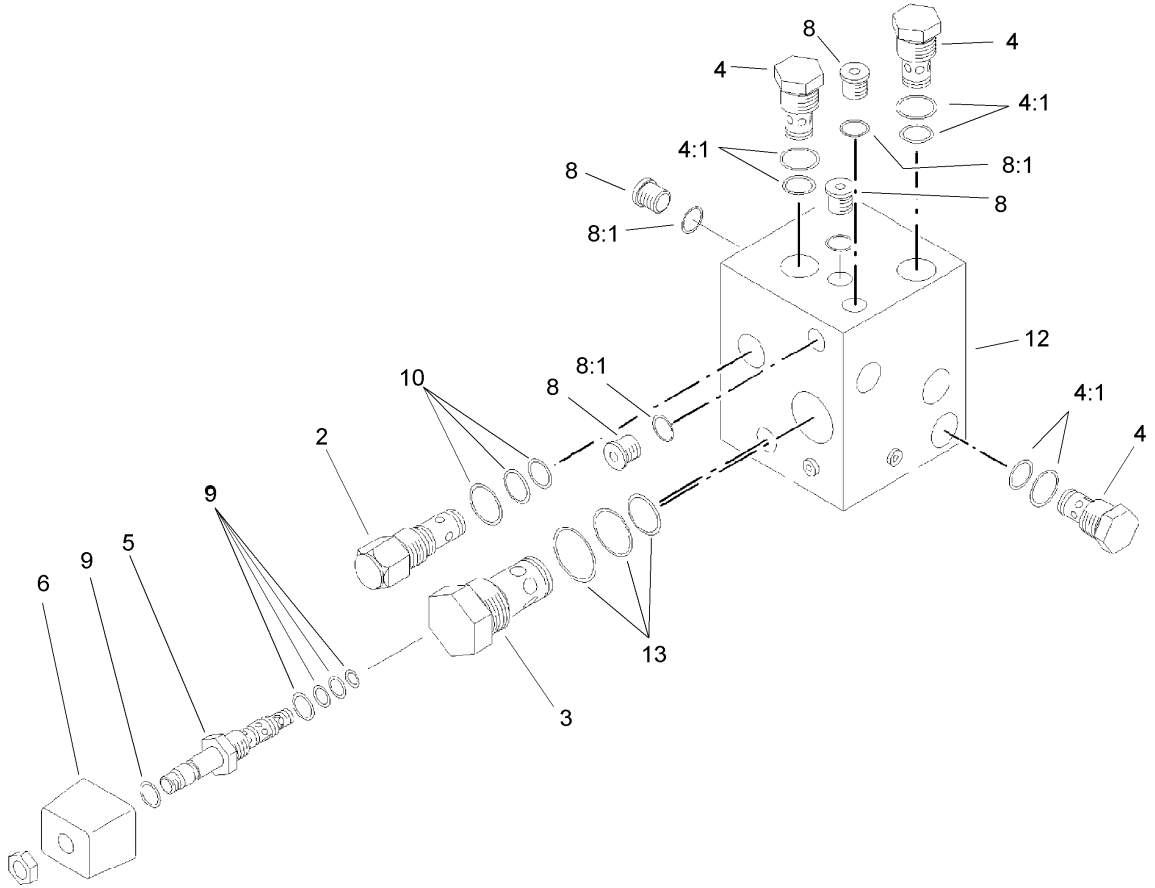
Ref	Part No.	Qty.	Description			
1	3290-378	21	Tie-Cable			
2	3290-379	5	Tie-Cable			
3	2412-109	1	Clip-J			
4	237-100	1	Grommet			
5	104-5232	4	Clip-Wire			
7	105-9279	1	Harness-Wire, Control Panel			
8	32105-12	1	Screw			
9	82-9790	1	Harness			
10	104-5205	1	Harness-Wire, Micro Switch			
11	99-7430	2	Relay			
14	83-2280	1	Timer-Delay			
14:1	98-4604	1	R-Clamp			
15	106-7053	1	Cable-Battery, Negative			
16	104-0086	1	Cable-Battery, Positive			
17	108-1442	1	Harness-Wire			
17:11	100-4918	1	Diode			
17:12	99-6124	1	Fuse-40 Amp			
17:13	109101	1	Fuse-20 Amp			
17:14	110928	1	Fuse-5 Amp			
17:15	114241	1	Fuse-7.5 Amp			
18	108-6052	1	Harness-Wire, Seat			
19	3255-8	1	Washer-Lock			
20	32144-14	1	Screw-HWH			
21	42-9250	1	Bolt			
22	48-8070	1	Washer-Lock			
23	3255-2	1	Washer-Lock / EXT			
25	2412-74	1	R-Clamp			
26	37-2690	1	Capacitor			
26:1	3252-18	2	Screw			
26:2	3254-1	2	Washer-Lock, Int			
29	82-9230	2	Harness			
30	98-3819	1	Harness-Wire, Light Cluster			
37	86-5990	1	Harness-Filter			
41	66-8800	2	Relay			
44	32105-13	3	Screw-SHH			
45	3296-2	4	Nut-Lock			
46	321-4	1	Screw-HH			
47	3296-42	1	Nut-Lock, NI			
50	99-3441	1	Harness-Wire, Fusible Link			



4 Wheel Drive Hydraulic Plumbing Assembly

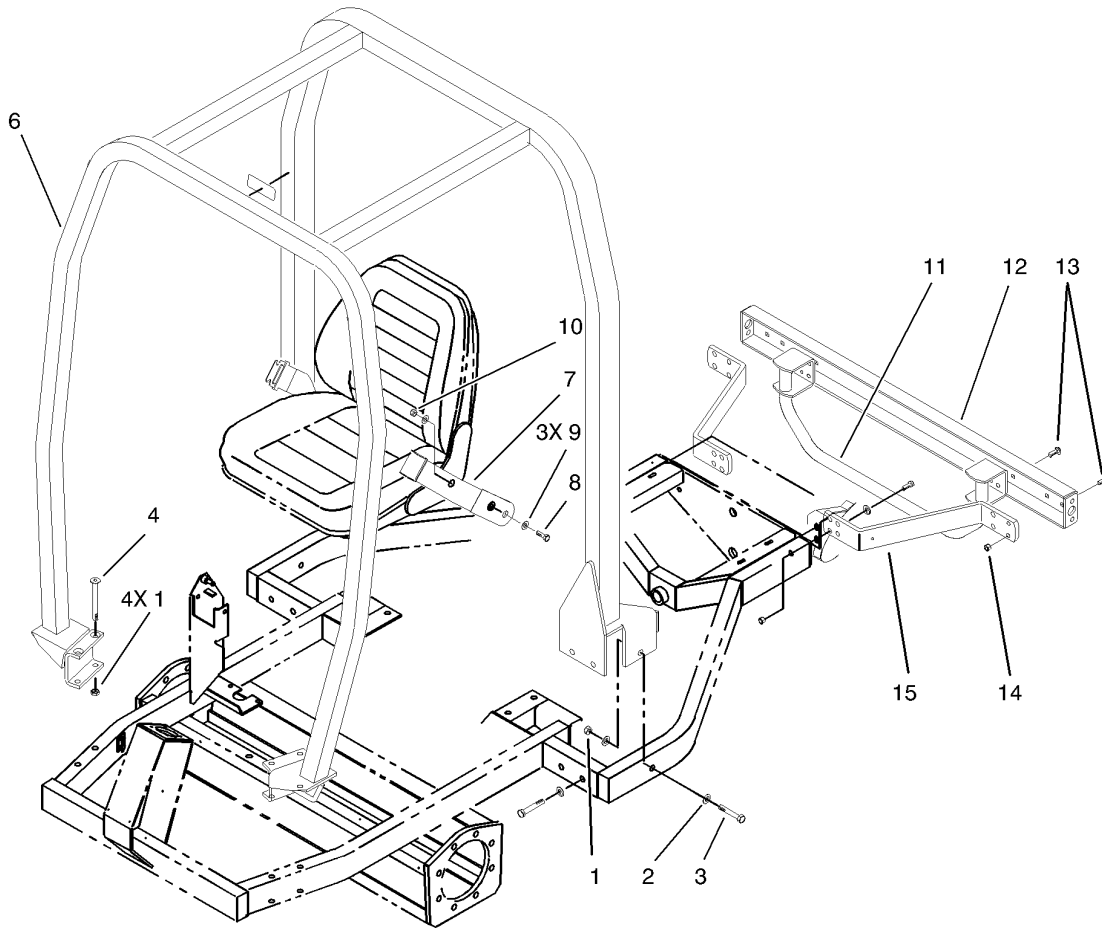
Ref	Part No.	Qty.	Description
1	92-5691	1	Hose ASM
2	340-69	1	Elbow-Bulkhead, 45 DEG
2:1	237-22	2	O-Ring
3	92-5690	1	Reverse Tube ASM
4	92-5689	1	Forward Tube ASM
5	92-5693-01	1	Bracket-Bulkhead
6	92-5692	2	U-Bolt
7	340-70	1	Nut-Lock
8	340-74	2	Locknut-Bulkhead
9	92-4725	1	Hose ASM
10	66-5560	1	U-Bolt
11	3256-23	10	Washer-Flat
12	3296-29	2	Nut-Lock, NI
13	92-5696	2	Fitting-HYD, 90 DEG
13:1	237-58	1	O-Ring
13:2	237-79	1	O-Ring
17	92-4728	1	Tube-Front
18	92-5687	1	Hose ASM
19	340-88	1	Adapter
19:1	237-22	1	O-Ring
19:2	237-78	1	O-Ring
20	322-3	3	Screw-HH
21	3253-4	8	Washer-Lock
22	86-6460-01	1	Bracket-Block

Ref	Part No.	Qty.	Description
23	92-4727	1	Tube-Rear
24	340-14	1	Fitting-HYD, 45 DEG
24:1	237-65	1	O-Ring
24:2	237-80	1	O-Ring
26	69-9740	1	Switch
26:1	218-498	2	Locknut
26:2	218-588	3	Screw
26:3	218-589	1	Washer
26:4	3253-19	3	Washer-Lock
27	92-2982	1	Control Block ASM
28	340-17	1	Fitting-HYD, 90 DEG
28:1	237-65	1	O-Ring
28:2	237-80	1	O-Ring
29	340-94	1	Adapter
29:1	237-22	2	O-Ring
29:2	237-42	1	O-Ring
30	3217-6	5	Nut-Hex
31	3290-378	1	Tie-Cable
32	99-8741-01	1	Bracket-Support, Hose
33	2412-107	2	Clamp-R
34	322-45	1	Screw-HH



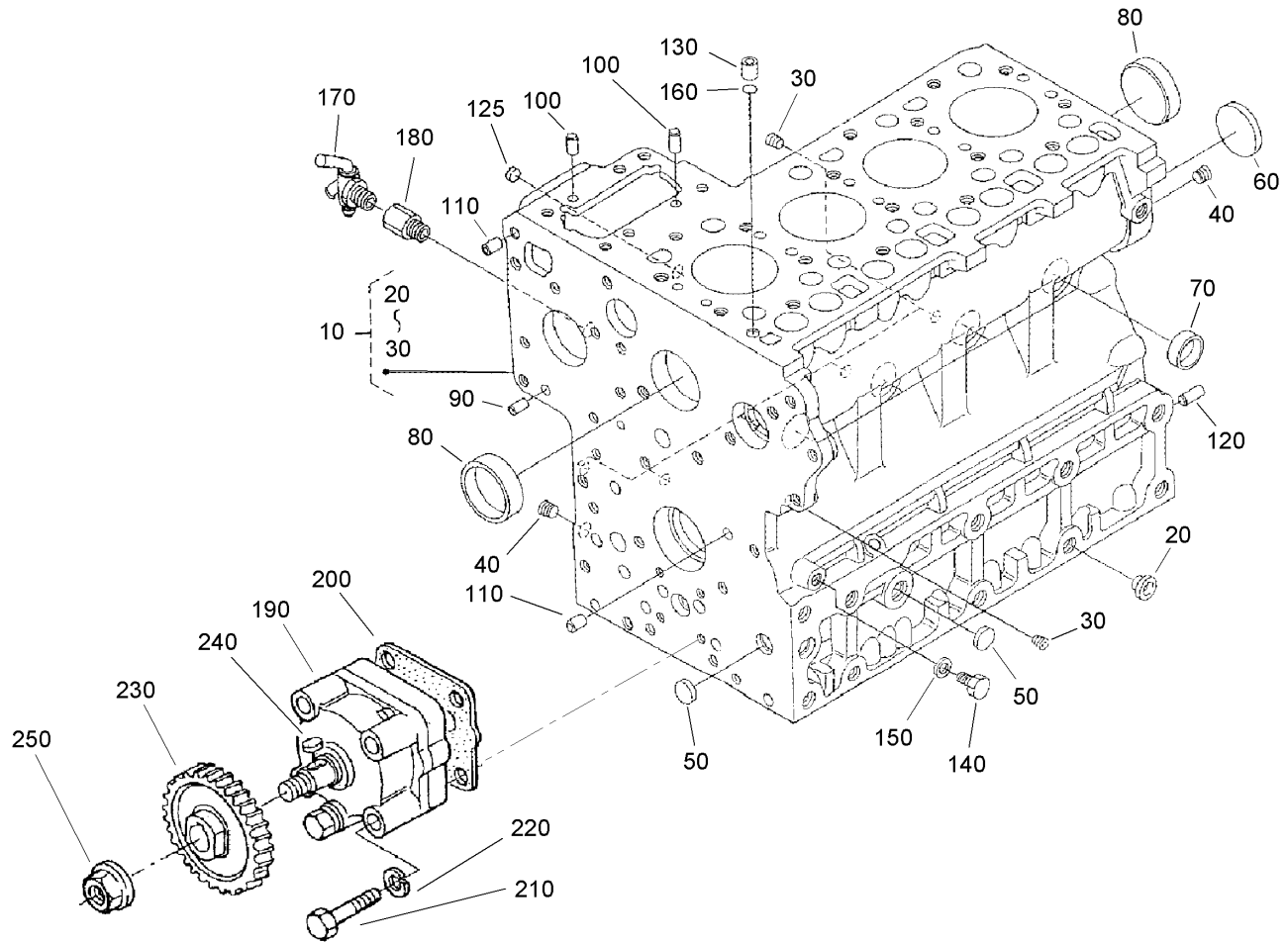
Hydraulic Manifold Assembly No. 92-2982

Ref	Part No.	Qty.	Description
2	93-1406	1	Cartridge-Logic
3	93-1409	1	Cartridge-Logic
4	95-6014	3	Valve-Check
4:1	95-5645	1	Seal Kit
5	93-1407	1	Cartridge-Solenoid
6	105-7340	1	Coil ASM
8	353-989	4	Plug-Hex, Hollow
8:1	237-42	1	O-Ring
9	93-1408	1	Seal Kit
10	69-4240	1	Seal Kit
12		1	Block-Manifold
13	95-5644	1	Seal Kit



Roll-Over Protection System Assembly

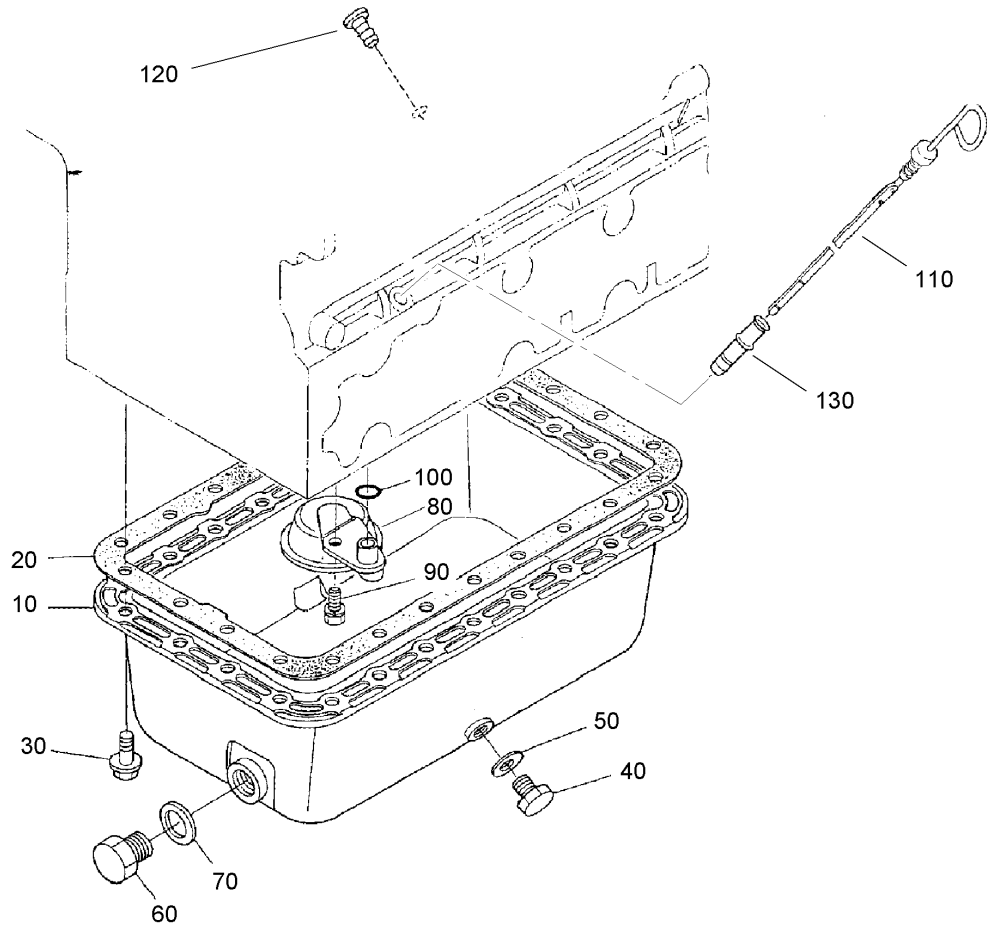
Ref	Part No.	Qty.	Description
1	3296-23	10	Nut-Lock, NI
2	3256-26	12	Washer-Flat
3	325-12	6	Screw-HH
4	3289-25	4	Screw-SFH
6	92-2987-03	1	ROPS ASM
11	92-6050-03	1	Guard ASM
12	92-6052-03	1	Bumper-Rear
13	3231-25	12	Screw-CARR
14	3296-39	12	Nut-Lock, NI
15	92-6051-03	2	Bracket-Bumper



Crankcase Assembly

Ref	Part No.	Qty.	Description
10	108-4413	1	Crankcase ASM
20	98-7486	2	Plug
30	98-7487	6	Plug
40	98-7488	2	Plug
50	98-7489	3	Plug
60	98-9668	1	Plug
70	98-7500	6	Cap-Sealing
80	98-7501	2	Cap-Sealing
90	98-7502	2	Pin-Straight
100	98-7503	2	Pin-Straight
110	98-7504	2	Pin-Straight
120	98-7505	1	Pin-Straight
125	105-2883	1	Cap-Sealing
130	98-7506	1	Pin-Pipe
140	110-0012	1	Plug
150	98-7428	1	Gasket
160	98-7509	1	O-Ring
170	98-7510	1	Cock-Drain
180	98-7511	1	Joint-Cock, Drain
190	98-7512	1	Oil Pump ASM
200	98-7513	1	Gasket-Pump, Oil
210	98-7514	4	Bolt
220	98-7515	4	Washer-Spring
230	98-7516	1	Gear-Drive, Oil Pump

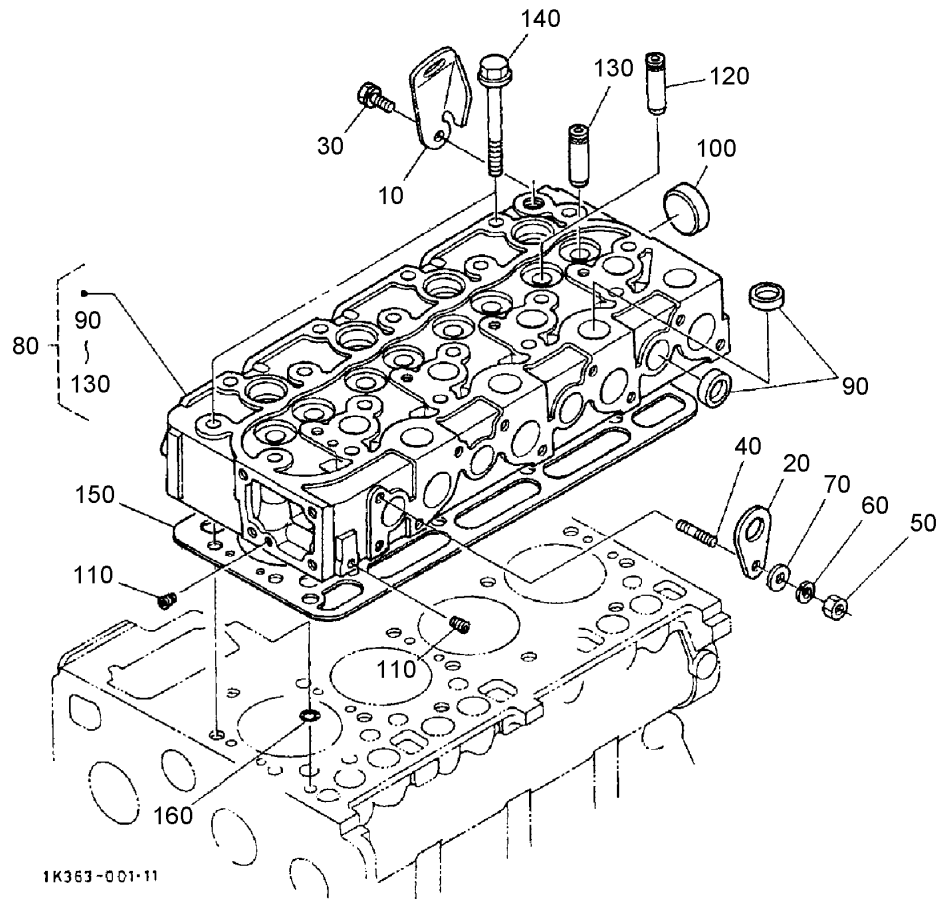
Ref	Part No.	Qty.	Description
240	98-7517	1	Key-Feather
250	98-7518	1	Nut-Flange



17236-012-11

Oil Pan and Dipstick Assembly

Ref	Part No.	Qty.	Description
10	98-7520	1	Pan-Oil
20	108-7053	1	Gasket-Pan, Oil
30	98-7522	24	Bolt-Flange
40	98-9386	1	Plug
50	98-7524	1	Gasket
60	98-7529	1	Plug-Drain
70	98-7528	1	O-Ring
80	98-7525	1	Filter-Oil
90	98-7526	1	Bolt
100	108-7054	1	O Ring
110	105-4579	1	Gauge-Oil
120	100-9169	1	Plug-Gauge, Oil
130	105-4580	1	Guide

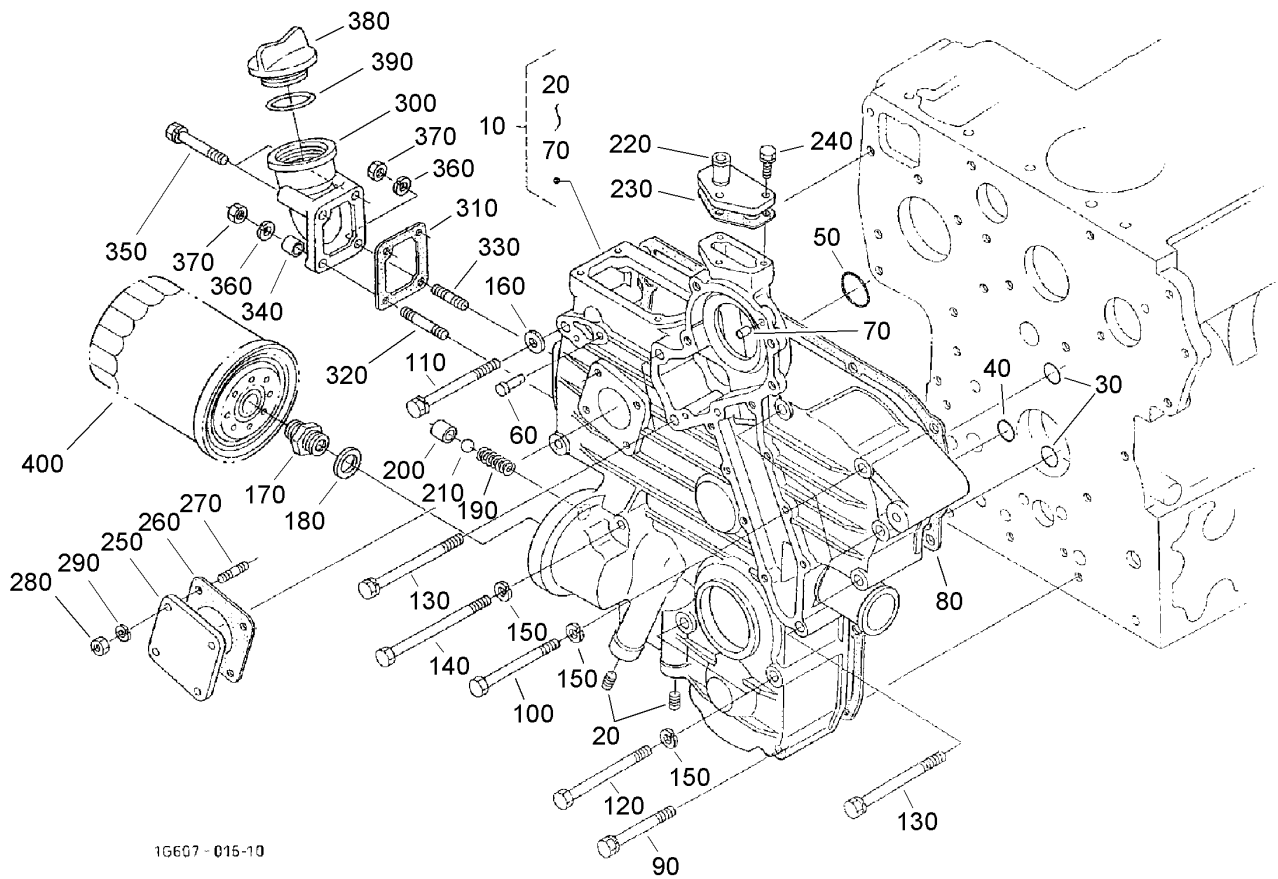


1K363-001-11

Cylinder Head Assembly

Ref	Part No.	Qty.	Description
10	98-7530	1	Hook-Engine
20	98-7531	1	Hook-Engine
30	98-7526	1	Bolt
40	98-7533	1	Stud
50	98-7534	1	Nut
60	98-7535	1	Washer-Spring
70	98-7536	1	Washer-Plain
80	108-4414	1	Cylinder Head ASM
90	98-7538	12	Cap-Sealing
100	98-7539	1	Cap-Sealing
110	98-7540	2	Plug
120	98-7541	4	Guide-Valve, Intake
130	98-7542	4	Guide-Valve, Exhaust
140	98-7543	18	Bolt-Head, Cylinder
150	98-7544	1	Gasket-Head, Cylinder
160	98-7509	1	O-Ring

--	--	--	--

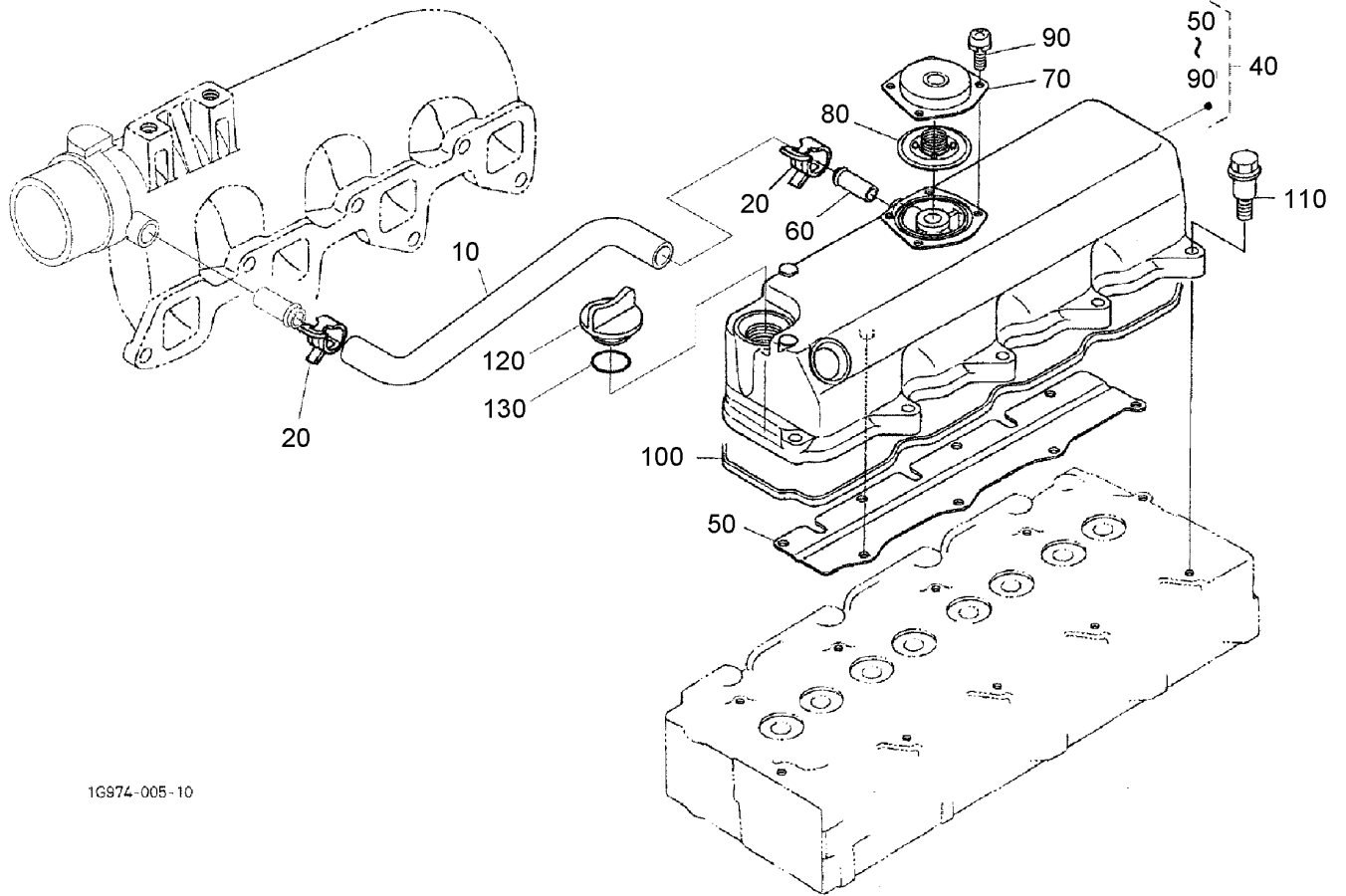


16667 - 015-10

Gear Case Assembly

Ref	Part No.	Qty.	Description
10	100-9161	1	Gearcase ASM
20	107-0108	2	Plug
30	107-0104	2	O-Ring
40	107-0105	1	O-Ring
50	107-0106	1	O-Ring
60	98-7550	1	Pin-Spring, Start
70	98-7504	2	Pin-Straight
80	98-7552	1	Packing-Case, Gear
90	98-7553	2	Bolt
100	98-7554	5	Bolt
110	98-7555	1	Bolt
120	98-7556	2	Bolt
130	98-7557	3	Bolt
140	98-7558	2	Bolt
150	98-7535	9	Washer-Spring
160	98-7536	1	Washer-Plain
170	98-7561	1	Joint-Pipe
180	108-4419	1	Collar-Valve Seat
190	98-7563	1	Spring
200	98-7564	1	Seat-Valve
210	98-7565	1	Ball
220	98-7566	1	Flange-Return, Water
230	98-7567	1	Gasket
240	98-7568	1	Bolt

Ref	Part No.	Qty.	Description
250	98-7569	1	Cover
260	98-7570	1	Gasket-Unit, H/Meter
270	98-7571	4	Stud
280	98-7572	4	Nut
290	98-7699	4	Washer-Spring
300	100-9162	1	Flange-Filter, Oil
310	100-9163	1	Gasket
320	98-7571	1	Stud
330	100-9164	1	Stud
340	100-9165	1	Collar
350	107-9073	2	Bolt
360	98-7699	2	Washer-Spring
370	98-7572	2	Nut
380	98-7429	1	Plug-Filter, Oil
390	108-7064	1	O Ring
400	104-5169	1	Filter-Oil

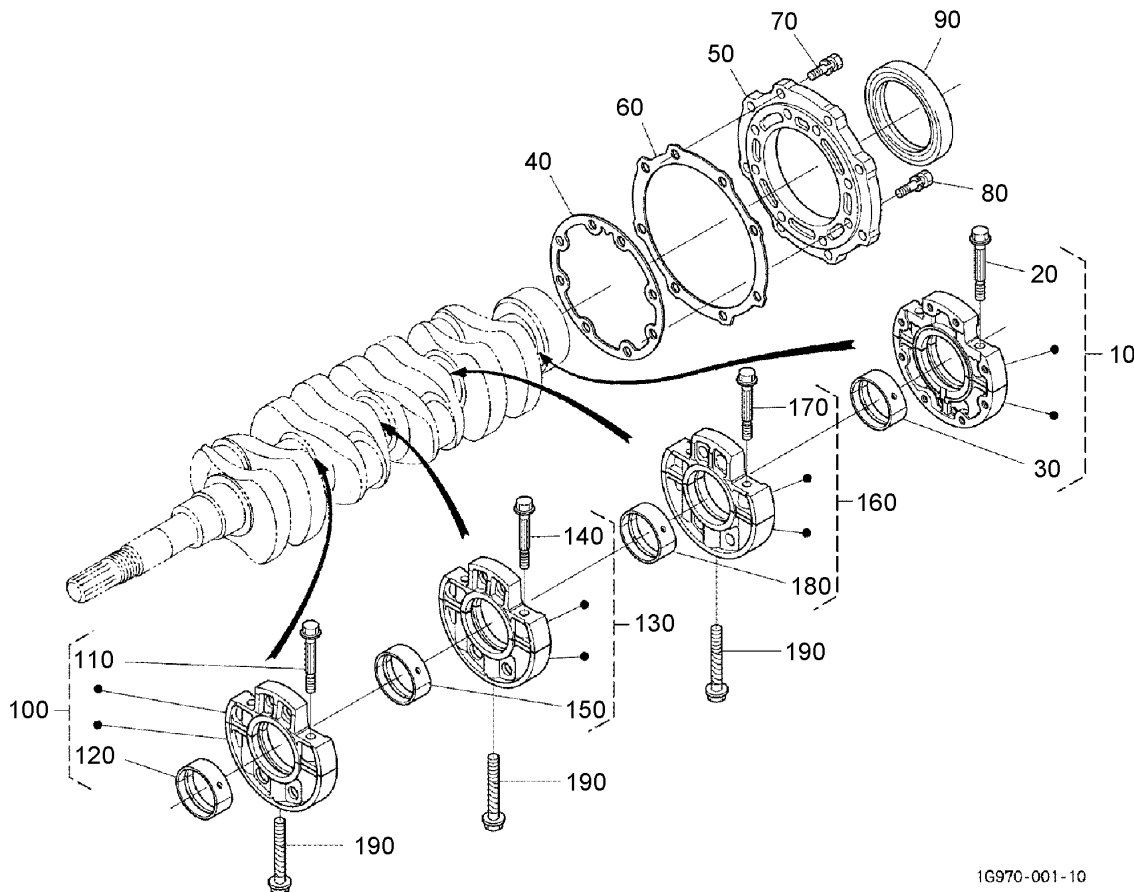


1G974-005-10

Head Cover Assembly

Ref	Part No.	Qty.	Description
10	108-4415	1	Tube-Breather
20	105-2879	2	Clamp-Hose
40	108-4416	1	Cylinder Head Cover ASM
50	108-7059	2	Shield-Breather
60	98-7766	1	Pipe-Return, Water
70	108-2862	1	Cover-Breather
80	108-2861	1	Breather Valve ASM
90	98-9364	4	Screw (W/Washer)
100	108-7062	1	Gasket-Head Cover
110	108-7063	10	Bolt
120	98-7429	1	Plug-Filter, Oil
130	108-7064	1	O Ring

--	--	--	--

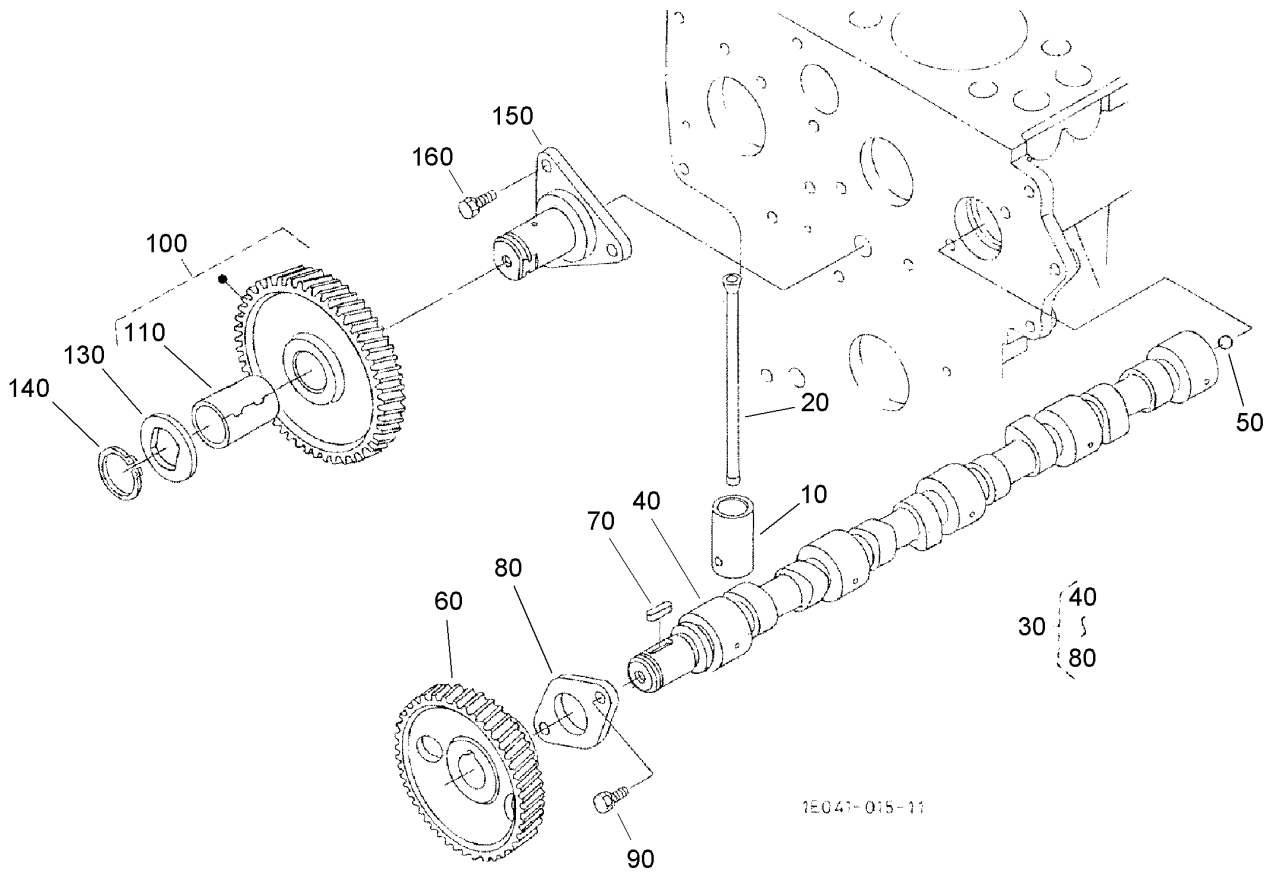


1G970-001-10

Main Bearing Assembly

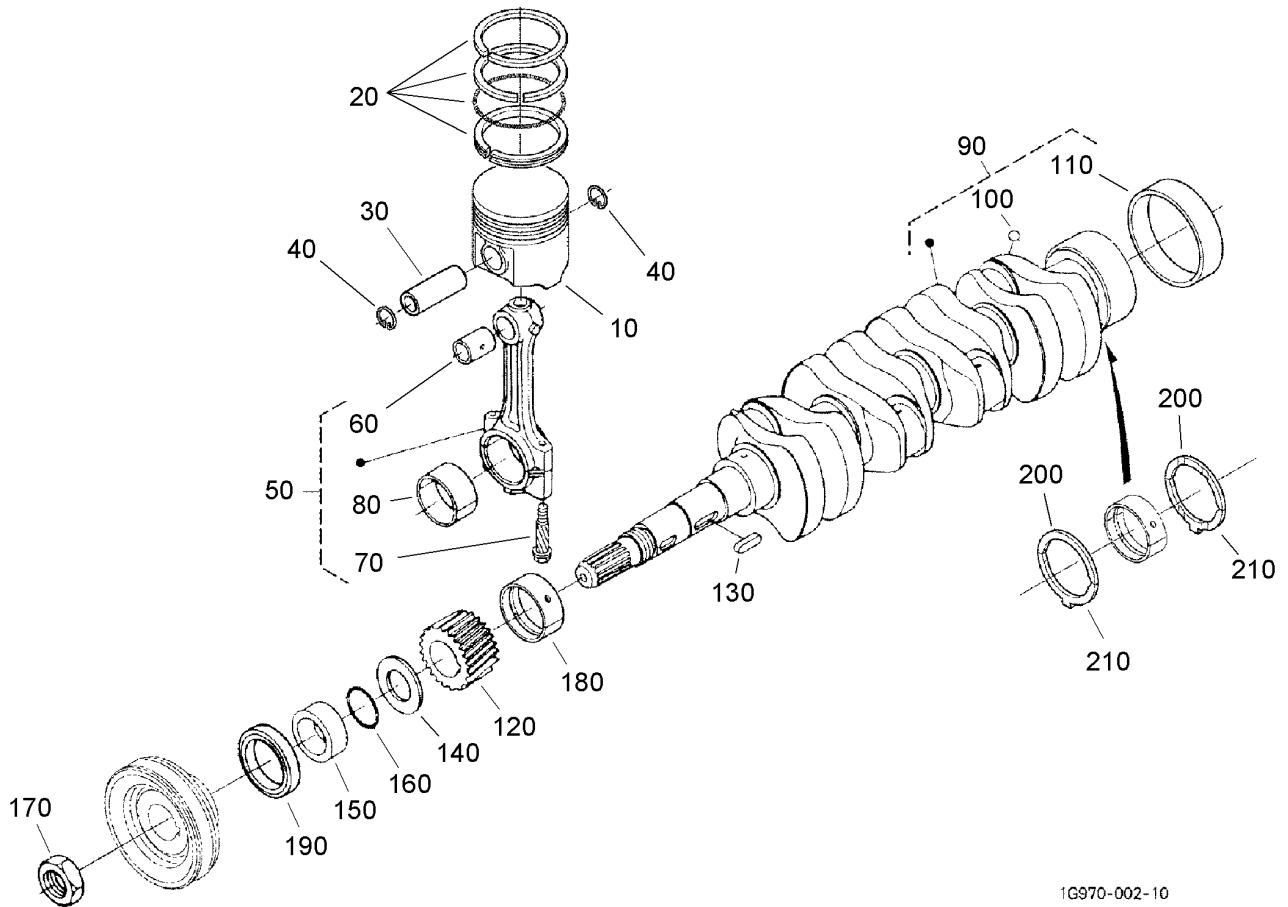
Ref	Part No.	Qty.	Description
10	108-4417	1	Wheel Bearing Case ASM
20	108-7066	8	Bolt-Case, Bearing
30	108-7067	1	Metal-Crankshaft (STD)
30	108-7068	1	Metal-Crankshaft (-0.20Mm)
30	108-7069	1	Metal-Crankshaft (-0.40Mm)
40	108-7070	1	Gasket-Case, Bearing
50	108-7071	1	Cover-Case, Bearing
60	98-7437	1	Gasket-Case Cover, Bearing
70	98-7438	8	Bolt
80	98-7439	8	Bolt
90	108-7072	1	Seal-Oil
100	110-0013	1	Main Bearing Case ASM
110	108-7066	2	Bolt-Case, Bearing
120	108-7067	1	Metal-Crankshaft (STD)
120	108-7068	1	Metal-Crankshaft (-0.20Mm)
120	108-7069	1	Metal-Crankshaft (-0.40Mm)
130	110-0014	1	Main Bearing Case ASM
140	108-7066	2	Bolt-Case, Bearing
150	108-7067	1	Metal-Crankshaft (STD)
150	108-7068	1	Metal-Crankshaft (-0.20Mm)
150	108-7069	1	Metal-Crankshaft (-0.40Mm)
160	110-0015	1	Main Bearing Case ASM
170	108-7066	2	Bolt-Case, Bearing
180	108-7067	1	Metal-Crankshaft (STD)

Ref	Part No.	Qty.	Description
180	108-7068	1	Metal-Crankshaft (-0.20Mm)
180	108-7069	1	Metal-Crankshaft (-0.40Mm)
190	98-7444	3	Bolt-Case, Bearing



Camshaft and Idle Gear Shaft Assembly

Ref	Part No.	Qty.	Description
10	98-7445	8	Tappet
20	98-7446	8	Rod-Push
30	98-7447	1	Camshaft ASM
40	98-7448	1	Camshaft
50	98-7473	1	Ball
60	98-7450	1	Gear-Camshaft
70	98-7451	1	Key-Feather
80	98-7452	1	Stopper-Camshaft
90	98-7453	2	Bolt
100	107-0109	1	Gear-Idler, Complete
110	98-7455	1	Bushing-Gear, Idler
130	107-0111	1	Collar
140	107-0112	1	Clip-Cir., External
150	107-0113	1	Shaft-Gear, Idler
160	98-7453	3	Bolt

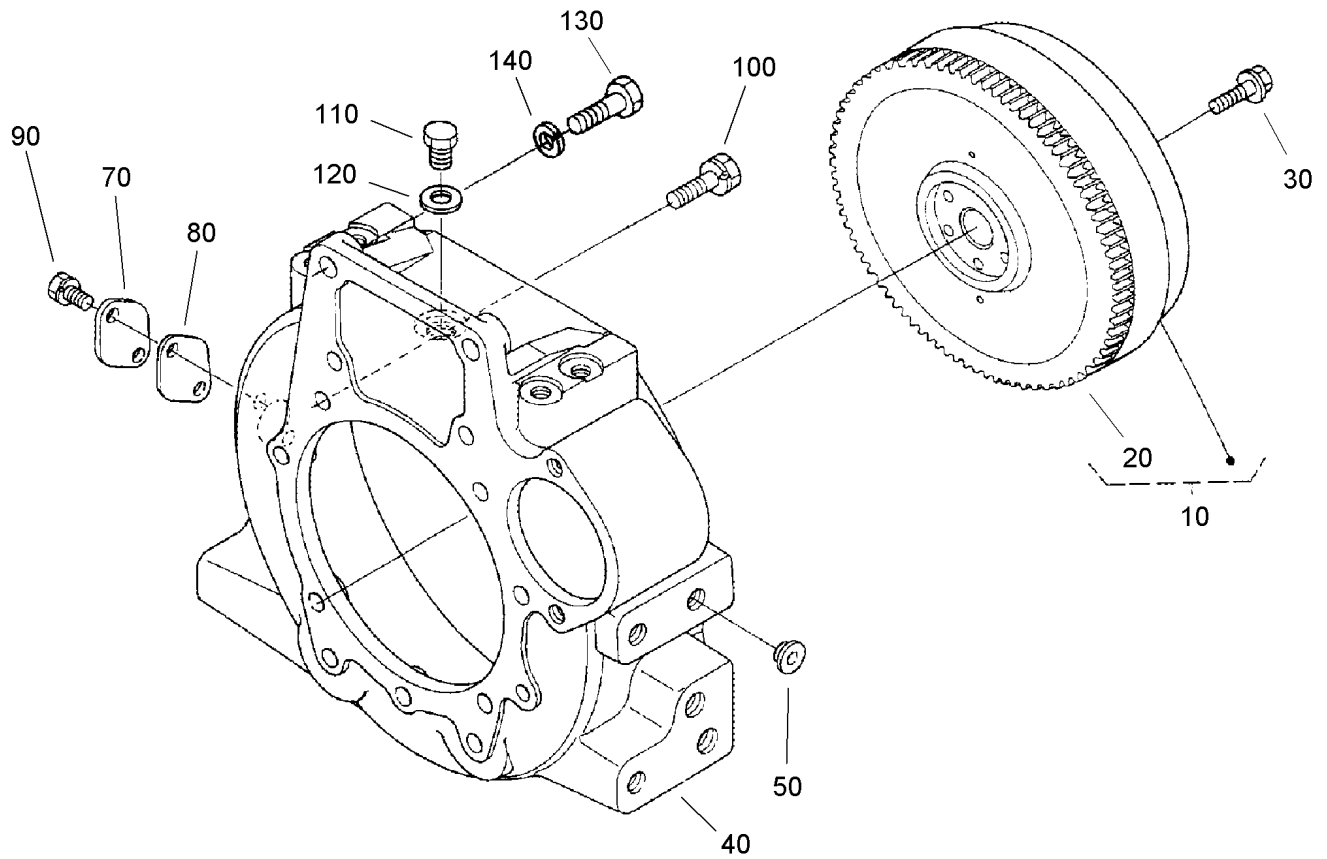


1G970-002-10

Piston and Crankshaft Assembly

Ref	Part No.	Qty.	Description
10	98-7461	4	Piston
10	98-7460	4	Piston
20	98-7462	4	Piston Ring ASM
20	98-7463	4	Piston Ring ASM
30	98-7464	4	Pin-Piston
40	98-7465	8	Clip-Pin, Piston
50	98-7466	4	Connecting Rod ASM
60	98-7467	4	Bushing-Pin, Piston
70	98-7468	8	Bolt-Rod, Connecting
80	98-7469	4	Metal-Crankpin (STD)
80	98-7470	4	Metal-Crankpin (-0.20Mm)
80	98-7471	4	Metal-Crankpin (-0.40Mm)
90	98-7472	1	Crankshaft-Complete
100	98-7473	4	Ball
110	98-7474	1	Sleeve-Crankshaft
120	98-7475	1	Gear-Crankshaft
130	98-7451	1	Key-Feather
140	98-7476	1	Slinger-Oil
150	98-7477	1	Collar-Crankshaft
160	98-7478	1	O-Ring
170	98-7479	1	Nut-Crankshaft
180	108-7077	1	Metal-Crankshaft (-0.40Mm)
180	108-7076	1	Metal-Crankshaft (-0.20Mm)
180	108-7075	1	Metal-Crankshaft (STD)

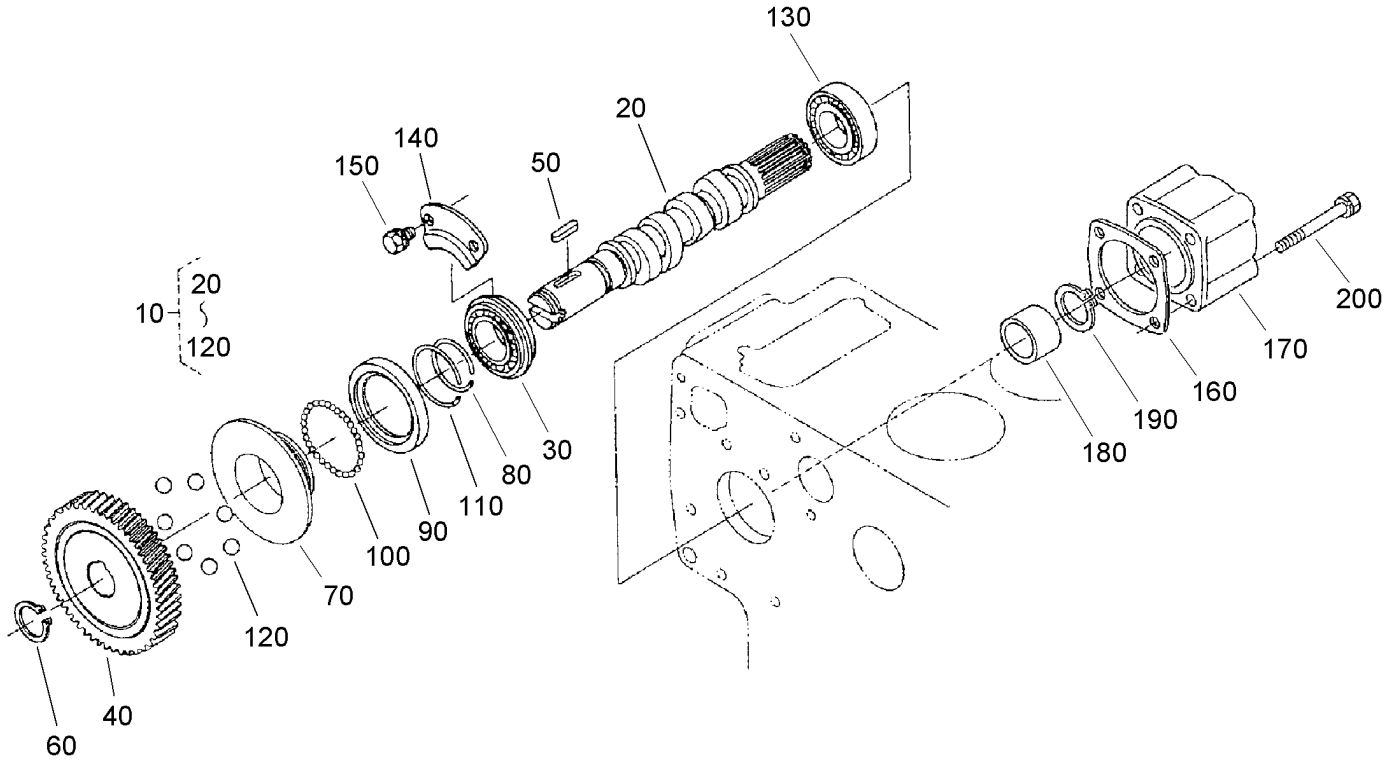
Ref	Part No.	Qty.	Description
190	98-7480	1	Seal-Oil
200	108-7080	2	Metal-Side (+0.40Mm)
200	108-7079	2	Metal-Side (+0.20Mm)
200	108-7078	2	Metal-Side (STD)
210	108-7083	2	Metal-Side (+0.40Mm)
210	108-7082	2	Metal-Side (+0.20Mm)
210	108-7081	2	Metal-Side (STD)



1G299-090-21

Flywheel Assembly

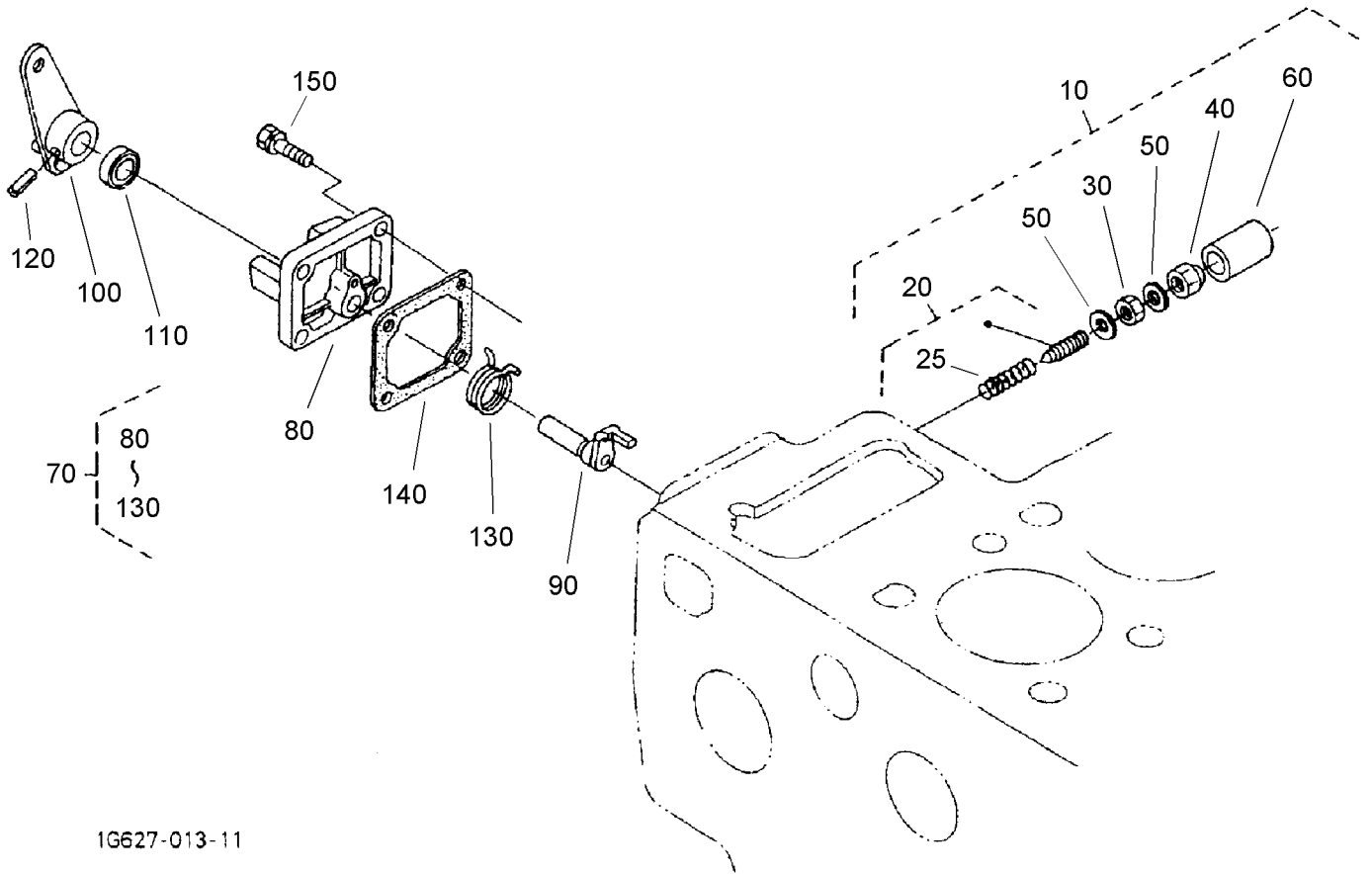
Ref	Part No.	Qty.	Description
10	98-7532	1	Flywheel
20	98-7560	1	Gear-Ring
30	98-7573	6	Bolt-Flywheel
40	98-7559	1	Housing-Flywheel
50	100-9189	2	Plug
70	98-7883	1	Cover
80	98-7886	1	Gasket
90	98-7526	2	Bolt
100	98-7885	11	Bolt
110	98-7546	1	Plug
120	100-9194	1	Washer-Plain
130	107-0114	2	Bolt
140	107-0118	2	Washer-Spring



1G610-006-10

Fuel Camshaft and Governor Shaft Assembly

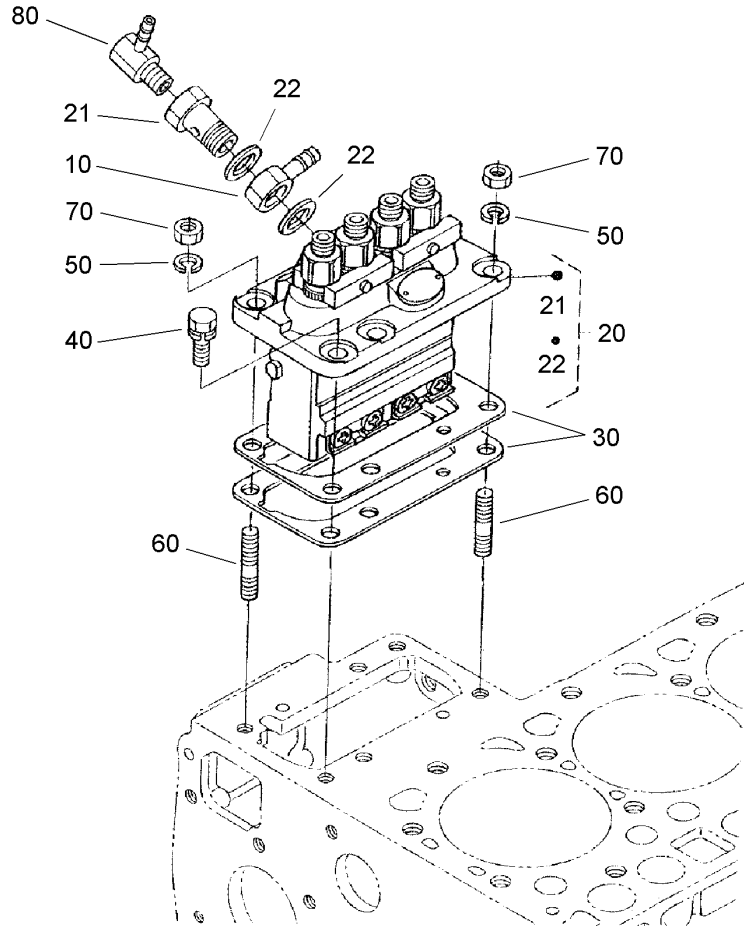
Ref	Part No.	Qty.	Description
10	98-7551	1	Fuel Camshaft ASM
20	98-7508	1	Camshaft-Fuel
30	98-7595	1	Bearing-Ball
40	98-7574	1	Gear-Pump, Injection
50	98-7575	1	Key-Feather
60	98-7576	1	Clip-Cir., External
70	98-7577	1	Sleeve-Governor
80	98-7578	1	Clip-Cir., Governor Sleeve
90	98-7579	1	Case-Ball, Governor
100	98-7580	39	Ball
110	98-7581	1	Clip-Cir.
120	98-7582	7	Ball
130	108-7084	1	Bearing-Ball
140	98-7584	1	Stopper
150	100-9195	2	Bolt
160	98-7588	1	Gasket
170	98-7586	1	Cover-Fuel, Camshaft
180	98-7587	1	Collar
190	98-7589	1	Clip-Cir., External
200	98-7590	4	Bolt



1G627-013-11

Engine Stop Lever Assembly

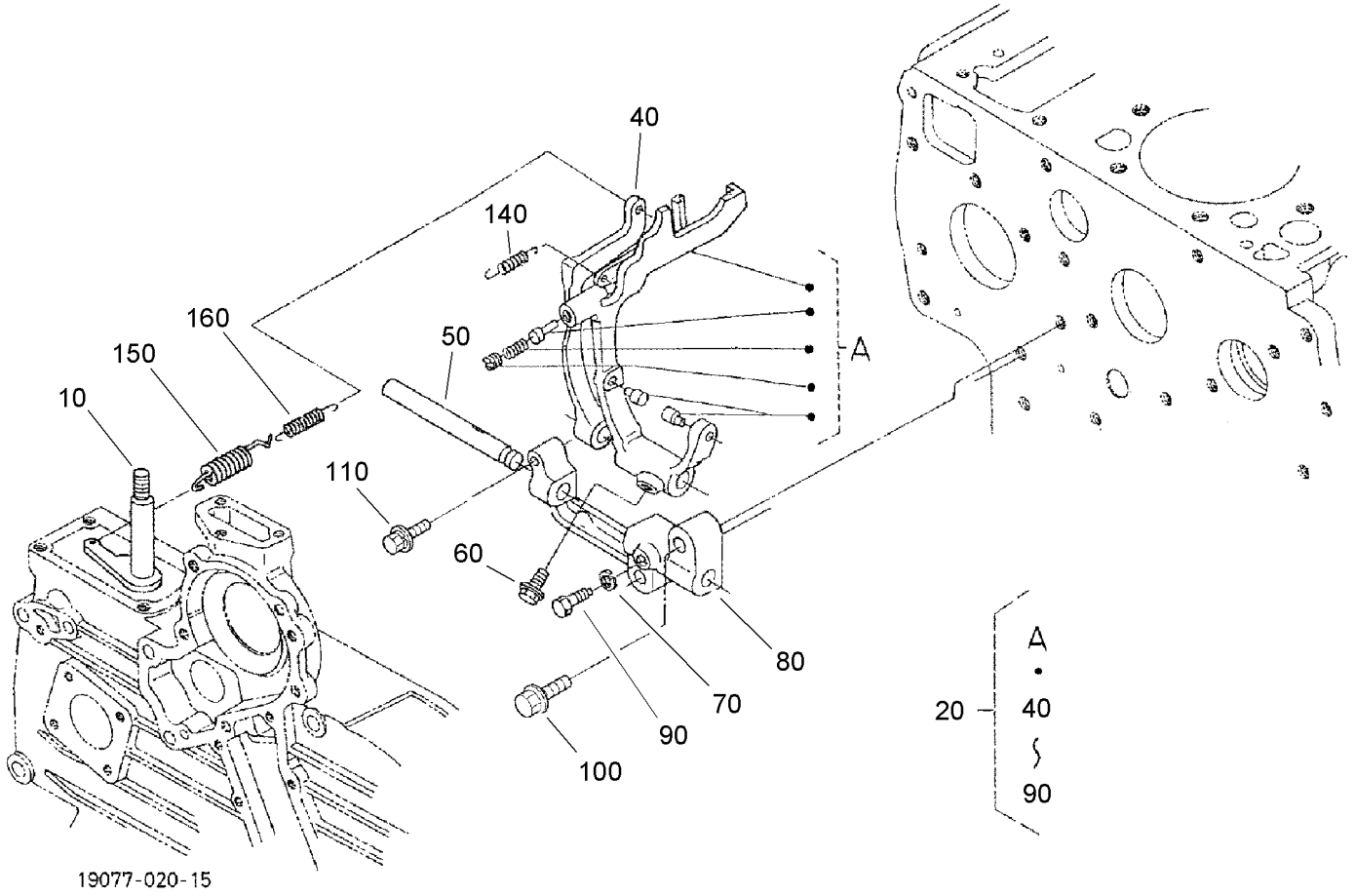
Ref	Part No.	Qty.	Description
10	98-7591	1	I/D Appartus ASM
20	98-7592	1	Adjusting Bolt ASM
25	110-0016	1	Spring
30	98-7593	1	Nut
40	98-7594	1	Nut-Cap
50	98-7428	2	Gasket
60	98-7596	1	Cap
70	100-9198	1	Engine Stop Lever ASM
80	98-7598	1	Cover-Pump, Injection
90	100-9200	1	Shaft-Lever
100	98-7600	1	Lever-Stop, Engine
110	98-7601	1	Seal-Oil
120	98-7602	1	Pin-Spring
130	98-7603	1	Spring-Return
140	98-7604	1	Gasket-Cover, Pump
150	98-7605	4	Bolt



1G970-015-10

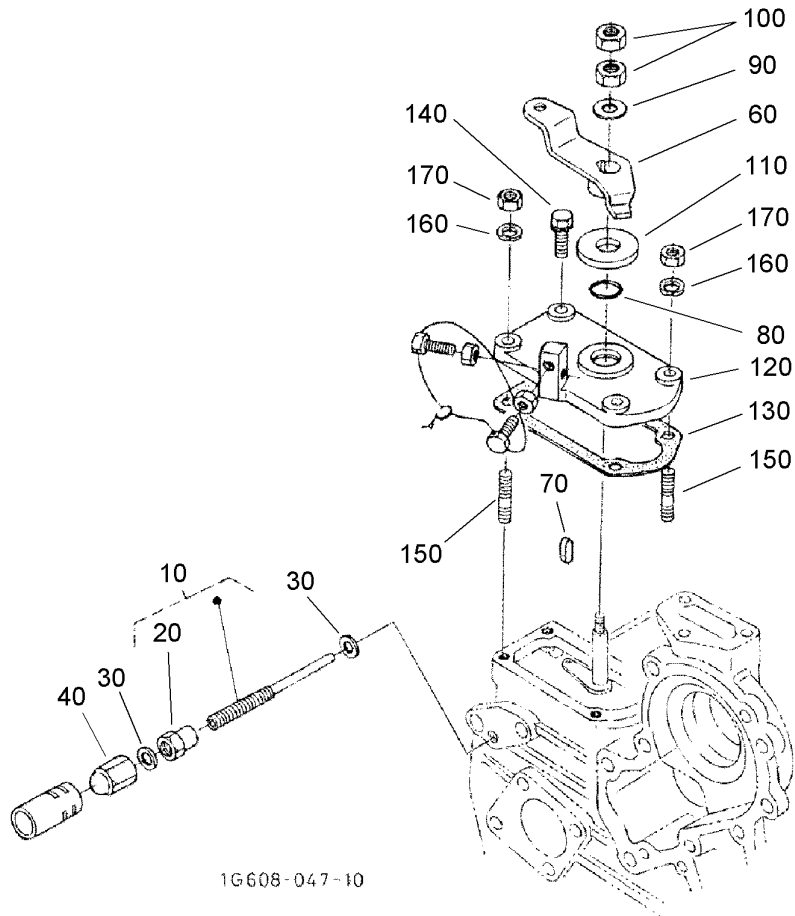
Injection Pump Assembly

Ref	Part No.	Qty.	Description
10	98-7617	1	Joint
20	108-4418	1	Injection Pump ASM
21	98-7635	1	Screw
22	98-7636	2	Gasket
30	98-7607	1	Shim
30	98-7608	1	Shim
30	98-7609	1	Shim-Pump, Injection
40	98-7610	4	Bolt
50	98-7535	2	Washer-Spring
60	100-1558	2	Stud-Manifold, Exhaust
70	98-7534	2	Nut
80	107-4300	1	Orifice ASM



Governor Assembly

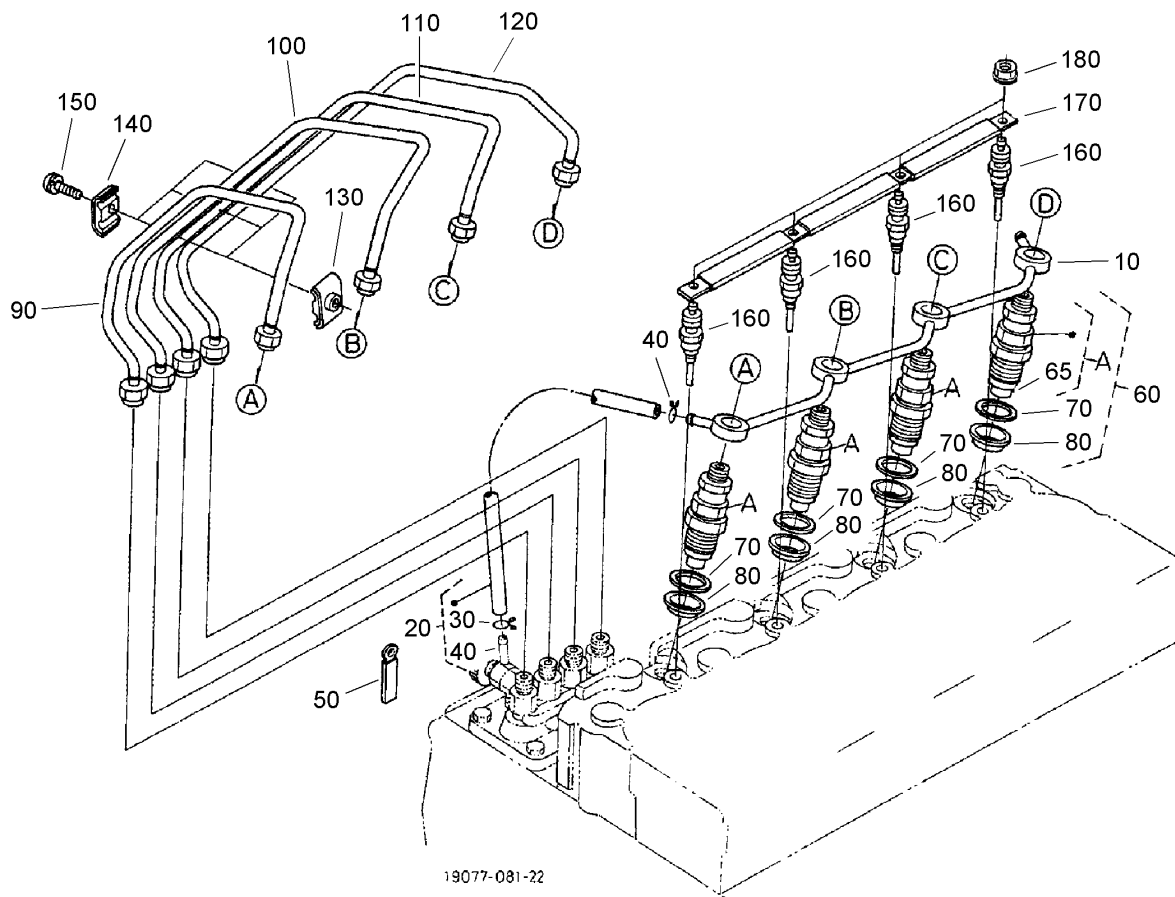
Ref	Part No.	Qty.	Description
10	98-7638	1	Lever-Governor
20	110-0017	1	Fork Lever ASM
40	100-9206	1	Lever-Fork
50	107-0120	1	Shaft-Lever, Fork
60	107-0116	1	Bolt-Flange
70	98-7699	1	Washer-Spring
80	98-7643	1	Holder-Lever, Fork
90	98-7644	1	Bolt
100	108-7085	2	Bolt-Flange
110	108-7086	1	Bolt
140	100-9207	1	Spring-Start
150	98-7650	1	Spring-Governor
160	98-7651	1	Spring-Governor



Speed Control Plate Assembly

Ref	Part No.	Qty.	Description
10	107-0132	1	Adjustable Bolt ASM
20	98-7653	1	Nut
30	98-7654	2	Gasket
40	98-7655	1	Nut-Cap
60	98-7657	1	Lever-Control, Speed
70	98-7658	1	Key-Feather
80	98-7659	1	O-Ring
90	98-7660	1	Washer-Plain
100	98-7661	2	Nut
110	98-7662	1	Collar
120	98-7663	1	Plate-Control, Speed
130	98-7664	1	Gasket
140	98-7568	2	Bolt
150	98-7571	2	Stud
160	98-7699	2	Washer-Spring
170	98-7572	2	Nut

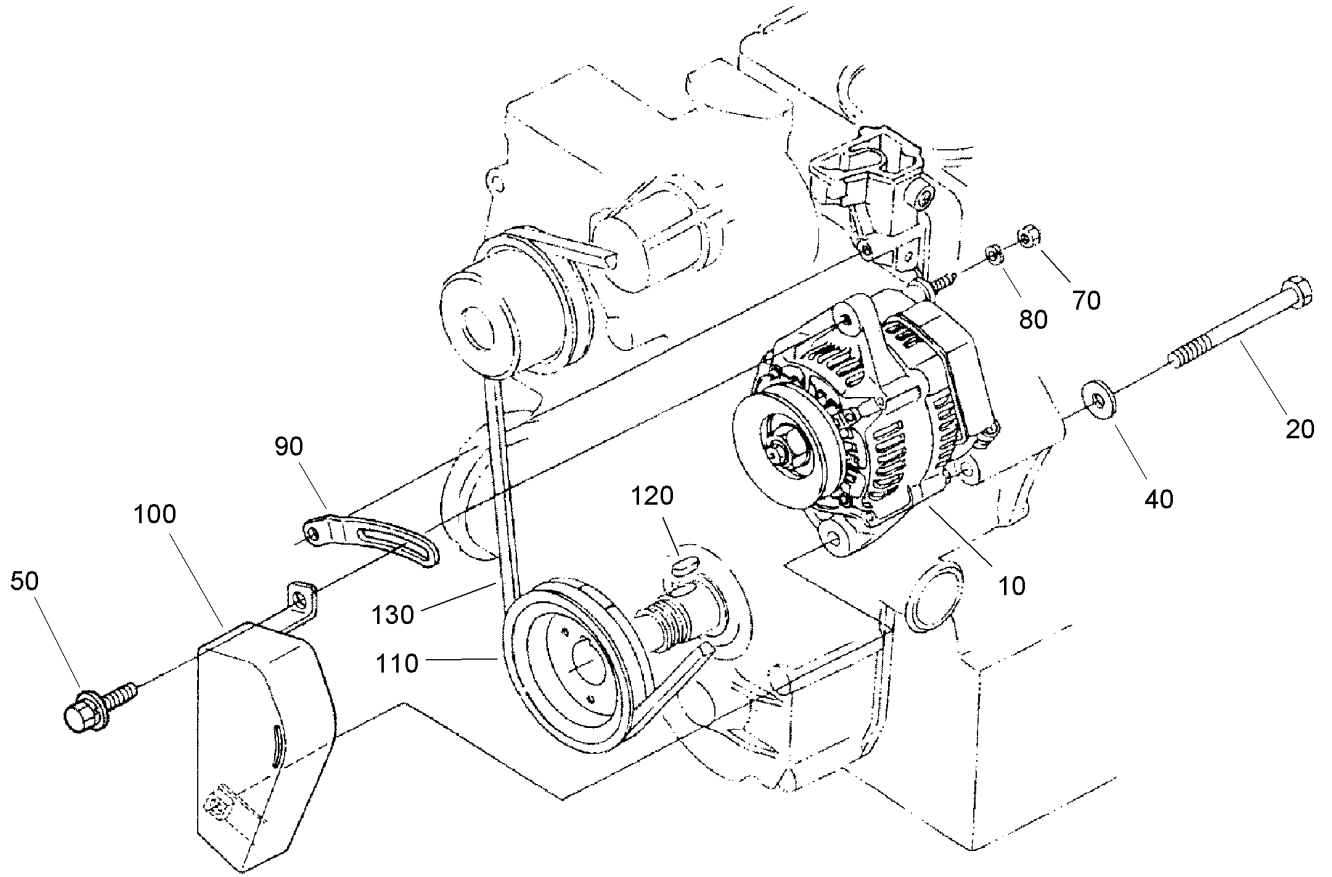
--	--	--	--



Nozzle Holder and Glow Plug Assembly

Ref	Part No.	Qty.	Description
10	100-9213	1	Overflow Pipe ASM
20	98-7670	1	Overflow Pipe ASM
30	98-7671	1	Clip-Pipe
40	98-7672	1	Clip-Pipe
50	98-7673	1	Clamp-Cord
60	98-7687	4	Nozzle Holder Kit
65	98-7675	4	Piece-Nozzle
70	98-7676	4	Gasket
80	98-7677	4	Seal
90	98-7678	1	Pipe-Injection
100	98-7679	1	Pipe-Injection
110	98-7680	1	Pipe-Injection
120	98-7681	1	Pipe-Injection
130	98-7682	3	Clamp-Pipe
140	98-7683	3	Clamp-Pipe
150	98-7684	3	Screw (W/Washer)
160	98-7685	4	Plug-Glow
170	98-7686	1	Cord-Plug, Glow
180	99-8377	4	Nut-Flange

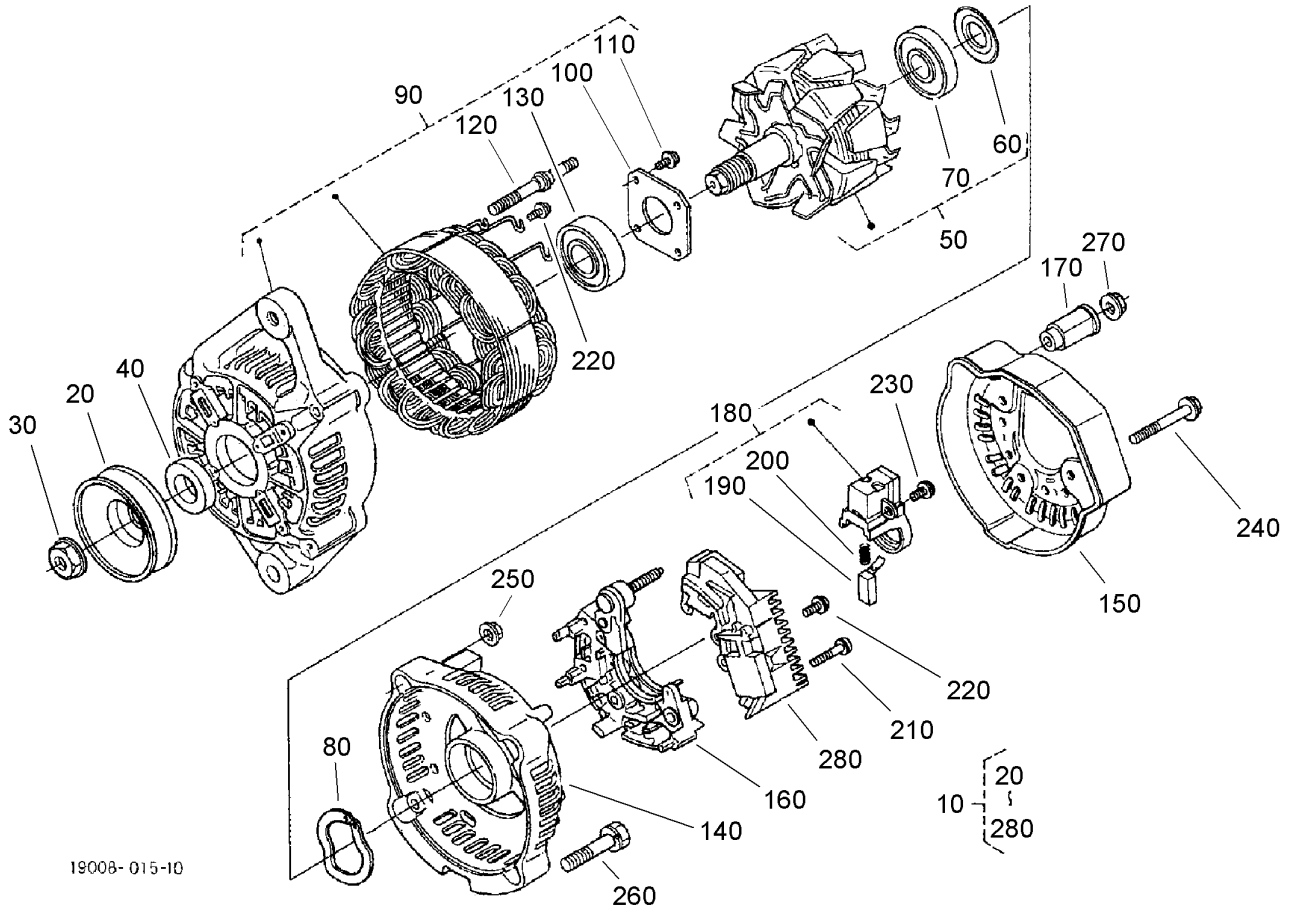
--	--	--	--



1G975-021-10

Alternator and Pulley Assembly

Ref	Part No.	Qty.	Description				
10	98-7693	1	Alternator ASM				
20	98-7695	1	Bolt				
40	98-9366	1	Washer-Plain				
50	108-7088	1	Bolt				
70	98-7572	1	Nut				
80	98-7699	1	Washer-Spring				
90	98-7694	1	Bracket-Alternator				
100	98-7701	1	Cover-Belt				
110	98-7703	1	Pulley-Drive, Fan				
120	98-7451	1	Key-Feather				
130	98-7705	1	V-Belt				

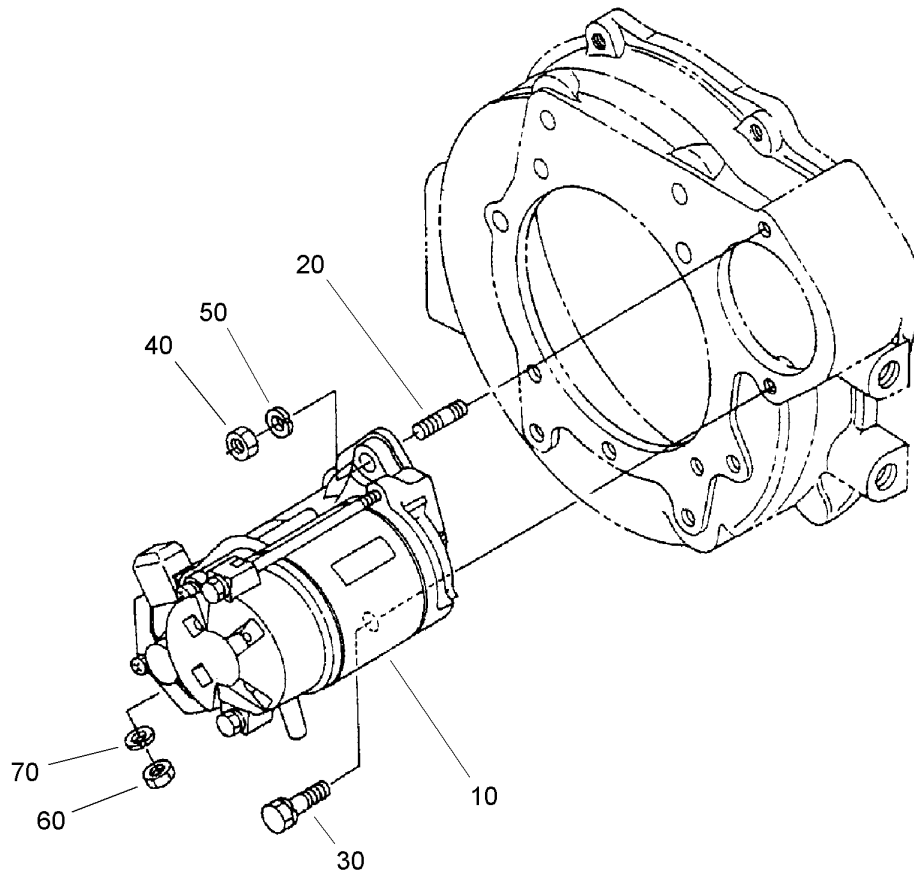


19008-015-10

Alternator (Component Part) Assembly

Ref	Part No.	Qty.	Description
10	98-7693	1	Alternator ASM
20	98-7707	1	Pulley-Alternator
30	98-7708	1	Nut
40	98-7709	1	Collar
50	107-0136	1	Rotor
60	98-7711	1	Cover-Bearing
70	107-0137	1	Bearing-Ball
80	98-7713	1	Washer-Thrust
90	107-0139	1	Drive End Frame ASM
100	98-7715	1	Plate-Retainer
110	98-7716	4	Screw-Head, Round
120	98-7717	2	Bolt-Through
130	98-7718	1	Bearing-Ball
140	98-7719	1	Frame-End
150	107-0140	1	Cover-End
160	98-9476	1	Rectifier ASM
170	98-7722	1	Bushing-Insulation
180	107-0141	1	Holder-Brush
190	98-7724	2	Brush
200	98-7725	2	Spring-Brush
210	98-7726	2	Screw-Head, Round
220	98-7727	6	Screw-Head, Round
230	98-7728	1	Screw-Head, Round
240	98-7729	3	Bolt

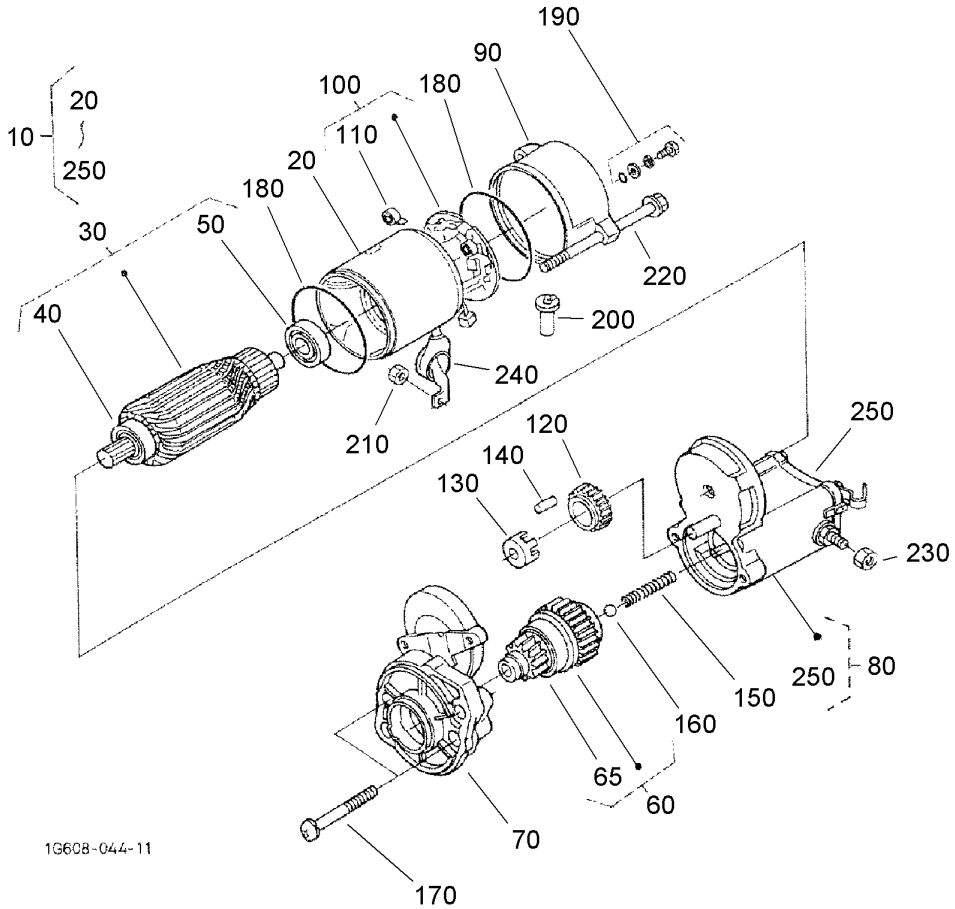
Ref	Part No.	Qty.	Description
250	98-7730	2	Nut
260	98-7731	2	Bolt
270	98-7732	1	Nut
280	107-9088	1	Regulator ASM



17484-005-10

Starter Assembly

Ref	Part No.	Qty.	Description
10	98-7734	1	Starter ASM
20	98-7735	1	Stud
30	98-7736	1	Bolt
40	98-7737	1	Nut
50	98-7738	1	Washer-Spring
60	98-7739	1	Nut
70	98-7535	1	Washer-Spring

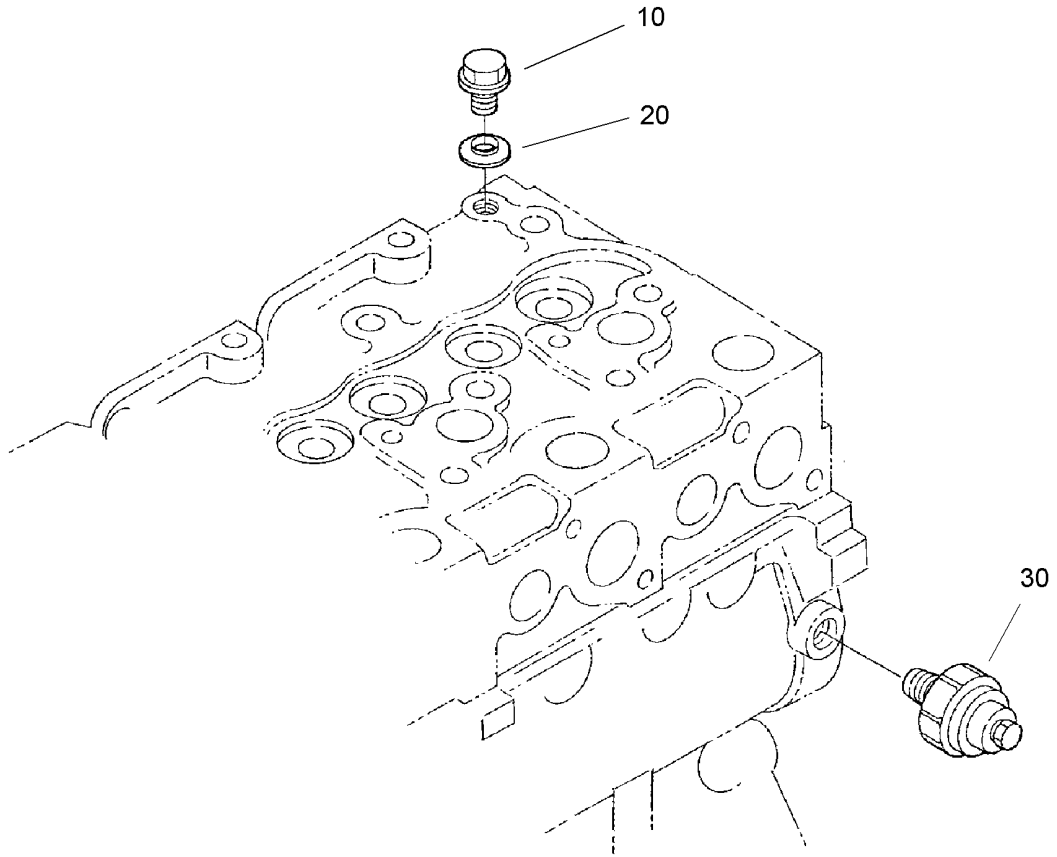


1G608-044-11

Starter (Component Part) Assembly No. 98-7734

Ref	Part No.	Qty.	Description
10	98-7734	1	Starter ASM
20	98-7741	1	Yoke ASM
30	98-7742	1	Armature ASM
40	98-7744	1	Bearing
50	98-7743	1	Bearing
60	98-7745	1	Clutch-Running, Over
65	105-2887	1	Pinion-Bevel
70	98-7746	1	Frame-End, Drive
80	110-0019	1	Magnetic Switch ASM
90	98-7748	1	Frame-End
100	98-7749	1	Brush Holder ASM
110	98-7750	4	Spring-Brush
120	98-7751	1	Gear
130	98-7752	1	Retainer
140	98-7753	5	Roller
150	98-7754	1	Spring
160	98-7755	1	Ball
170	98-7756	2	Bolt
180	98-7757	2	O-Ring
190	98-7758	2	Bolt ASM
200	98-7759	1	Pipe-Drain
210	98-7760	1	Nut-Hex
220	100-9240	2	Bolt
230	99-8376	1	Nut-Hex

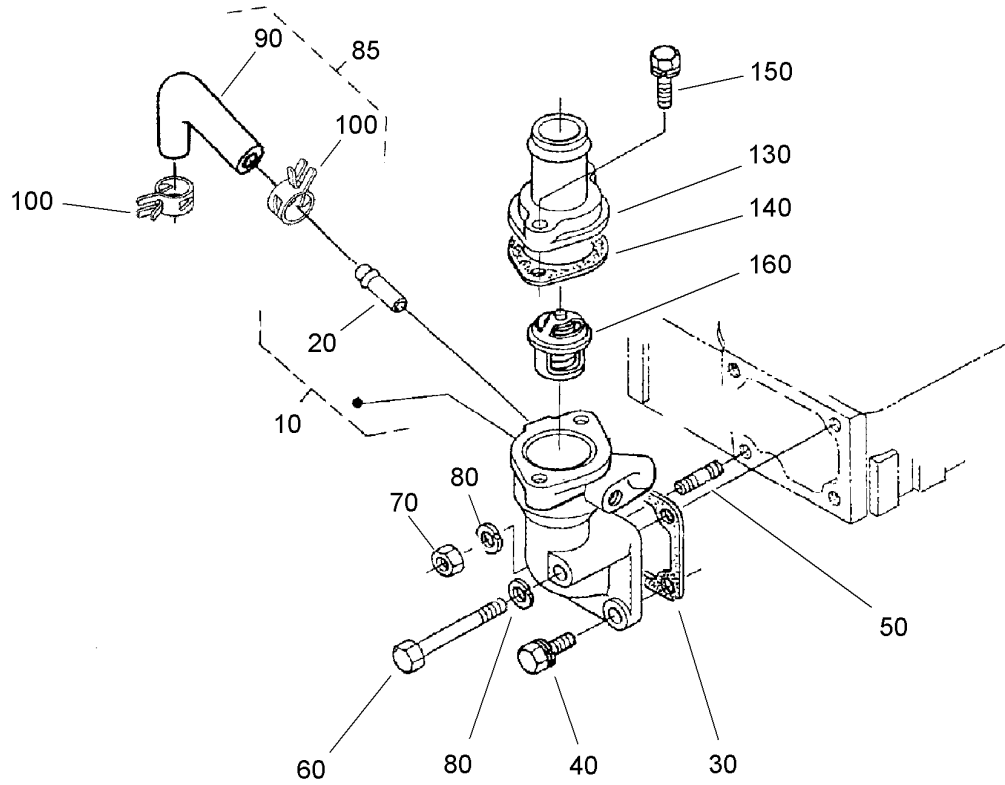
Ref	Part No.	Qty.	Description
240	110-0020	1	Cover-Terminal
250	105-2866	1	O-Ring



17290-018-10

Oil Switch and Plug Assembly

Ref	Part No.	Qty.	Description
10	98-7762	1	Plug-Glow
20	98-7763	1	Washer-W/Rubber
30	98-7764	1	Switch-Oil

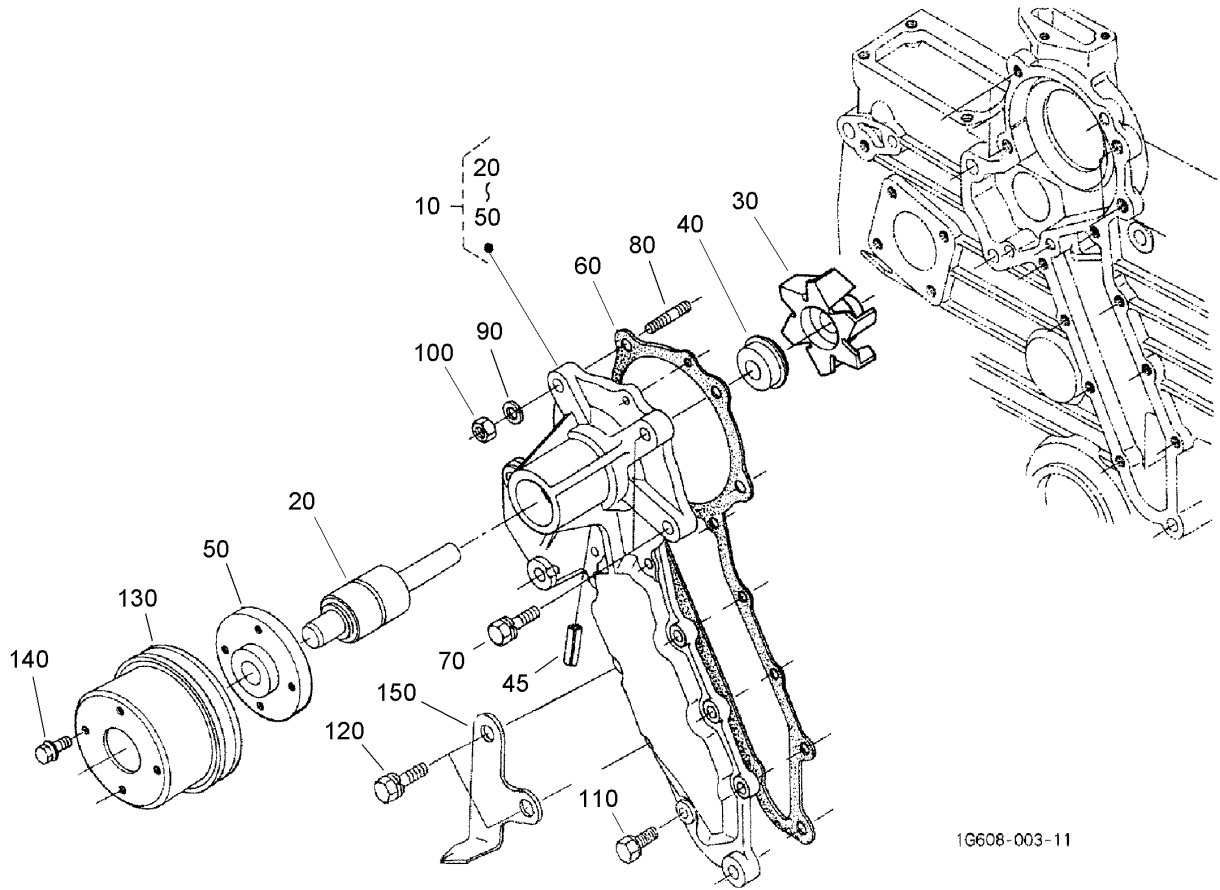


1K363-007-12

Water Flange and Thermostat Assembly

Ref	Part No.	Qty.	Description
10	98-7765	1	Flange-Water, Complete
20	98-7766	1	Pipe-Return, Water
30	105-2876	1	Gasket-Flange, Water
40	98-9359	2	Bolt
50	98-7533	1	Stud
60	98-7554	1	Bolt
70	98-7534	1	Nut
80	98-7535	2	Washer-Spring
85	110-0021	1	Pipe ASM
90	110-0022	2	Pipe-Return, Water
100	105-2879	2	Clamp-Hose
130	98-7775	1	Cover-Thermostat
140	105-3748	1	Gasket-Thermostat
150	98-7777	2	Bolt
160	98-7778	1	Thermostat ASM

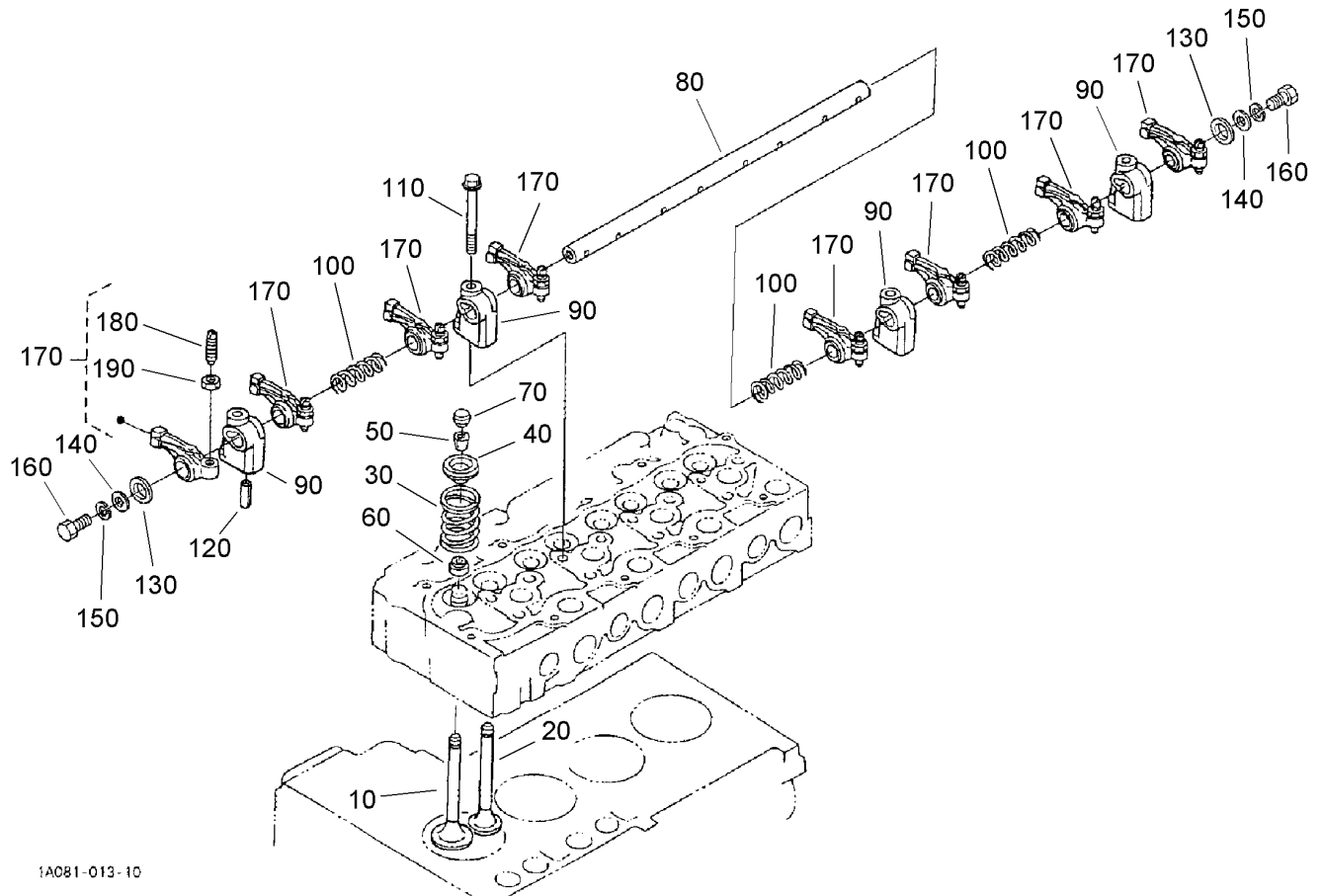
--	--	--	--



Water Pump Assembly

Ref	Part No.	Qty.	Description
10	98-7779	1	Water Pump ASM
20	98-7780	1	Bearing-Ball
30	107-0130	1	Impeller-Pump, Water
40	98-7782	1	Mechanical Seal ASM
45	107-0131	1	Pin-Spring
50	108-7089	1	Flange-Shaft, W/Pump
60	98-7784	1	Gasket-Pump, Water
70	98-7439	2	Bolt
80	108-7090	2	Stud
90	98-7535	2	Washer-Spring
100	98-7534	2	Nut
110	98-7605	8	Bolt
120	98-7568	2	Bolt
130	98-7702	1	Pulley-Fan
140	107-4317	4	Bolt-Flange
150	100-9246	1	Indicator-Timing

--	--	--	--

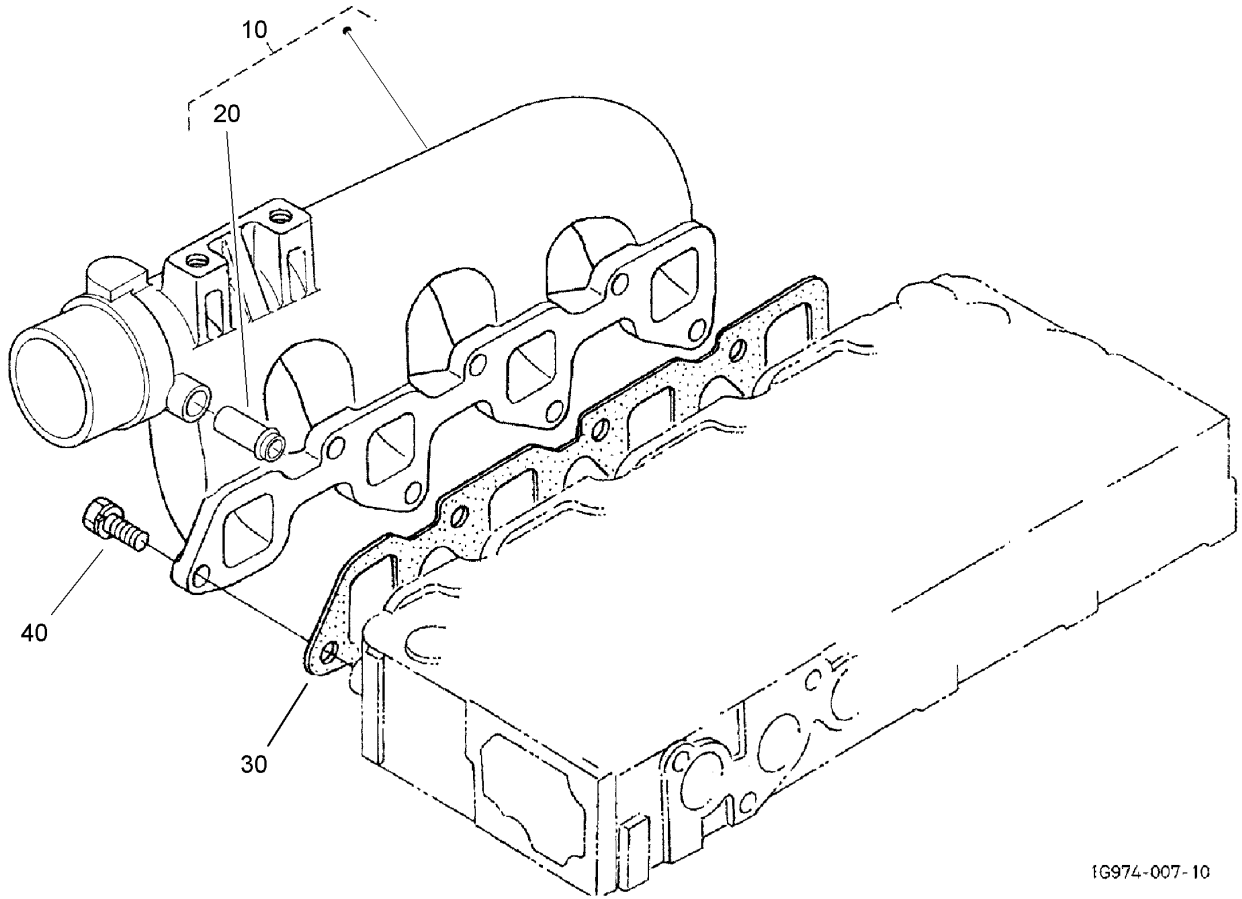


1A081-013-10

Valve and Rocker Assembly

Ref	Part No.	Qty.	Description
10	98-7791	4	Valve-Inlet
20	98-7792	4	Valve-Exhaust
30	98-7793	8	Spring-Valve
40	98-7794	8	Retainer-Spring, Valve
50	98-7795	8	Collet-Spring, Valve
60	98-7796	8	Seal-Stem, Valve
70	98-7797	8	Cap-Valve
80	107-0134	1	Shaft-Arm, Rocker
90	98-7800	4	Bracket-Arm, Rocker
100	98-7807	3	Spring-Arm, Rocker
110	108-7091	4	Bolt-Flange
120	98-7805	1	Pin-Spring
130	98-7806	2	Washer
140	98-7660	2	Washer-Plain
150	98-7535	2	Washer-Spring
160	98-7884	2	Bolt
170	98-7809	8	Rocker Arm ASM
180	98-7810	8	Screw-Adjusting
190	98-7811	8	Nut

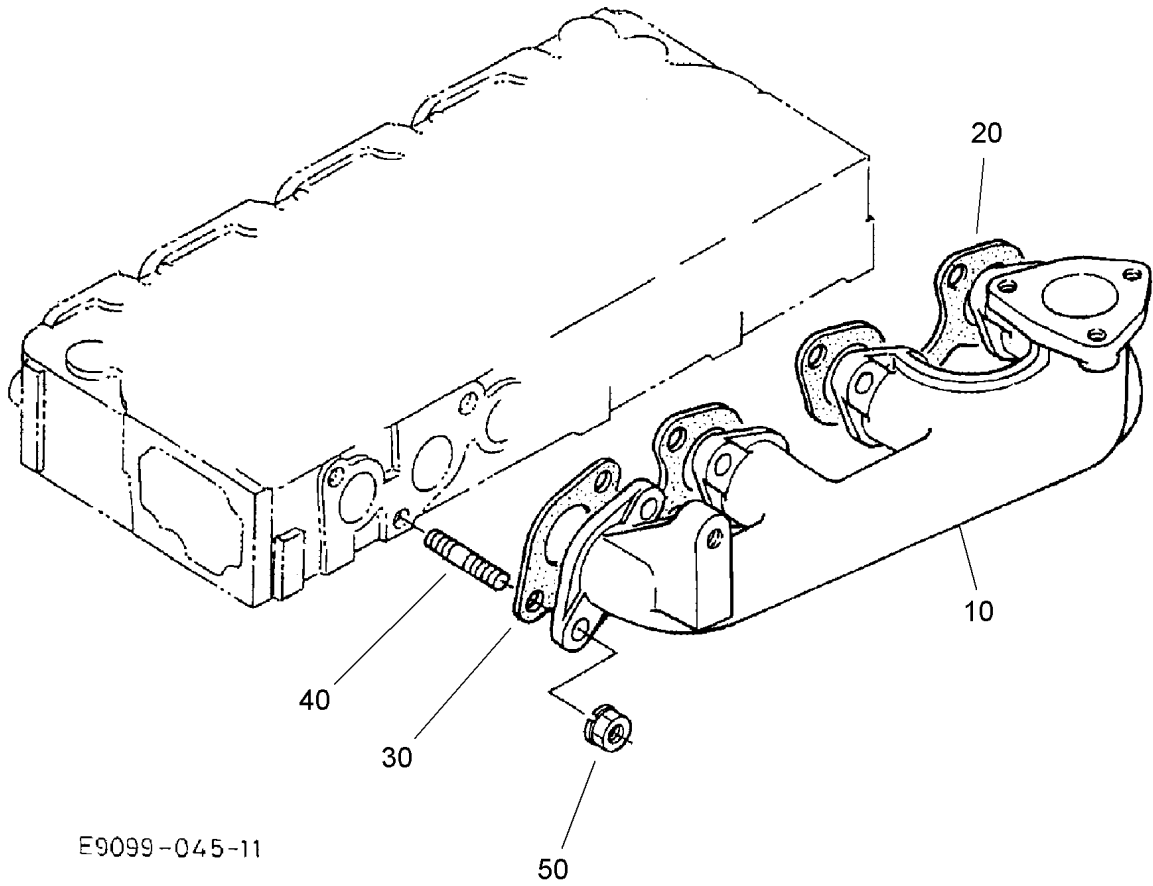
--	--	--	--



1G974-007-10

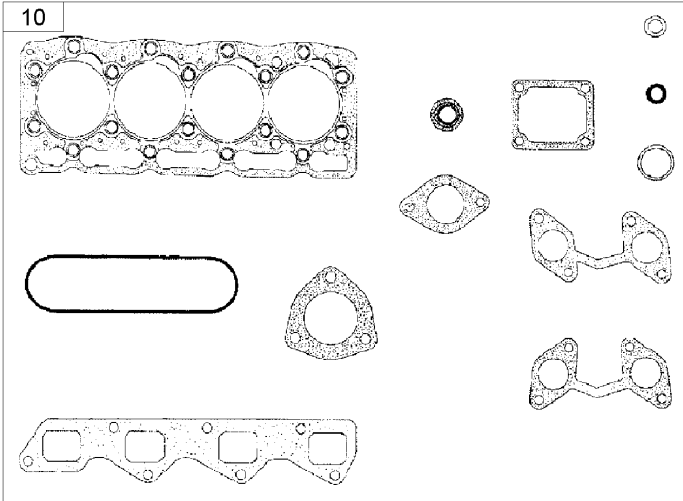
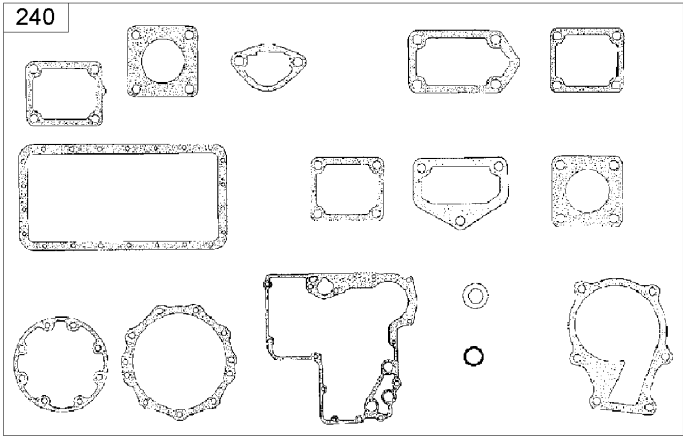
Inlet Manifold Assembly

Ref	Part No.	Qty.	Description
10	110-0023	1	Inlet Manifold ASM
20	98-7766	1	Pipe-Return, Water
30	100-9284	1	Gasket-Manifold, Intake
40	98-7610	7	Bolt



Exhaust Manifold Assembly

Ref	Part No.	Qty.	Description				
10	98-7815	1	Manifold-Exhaust				
20	98-7802	1	Gasket				
30	98-7803	1	Gasket				
40	100-1558	8	Stud-Manifold, Exhaust				
50	100-9288	8	Nut				



Gasket Assembly

Ref	Part No.	Qty.	Description
10	98-7887	1	Upper Gasket Kit
240	110-0025	1	Lower Gasket Kit

Attachments and Accessories

For 03707 - Reelmaster 4000-D 4 Wheel Drive

Product Name	Model/Part
7-Blade Reel Mower (LH)	03723
7-Blade Reel Mower (RH and Center)	03724
11-Blade Reel Mower (LH)	03725
11-Blade Reel Mower (RH and Center)	03726
Dethatcher (LH)	03730
Dethatcher (RH and Center)	03732
Wiehle Roller Kit	03740
Full Roller Kit	03742
Side Skid Kit	03744
5-Blade Reel Mower (LH)	03752
5-Blade Reel Mower (RH and Center)	03753
Cutting Unit Floatation Kit	03760
Fixed Head Kit	03762
Two-Piece Hydraulic Tube Replacement Kit	105-3333
Rear Roller Scraper Kit for Cutting Units	59-6090
Front Roller Scraper Kit	62-6220
Muffler-Spark Arrest	92-6074

