



## Reelmaster<sup>®</sup> 4000-D 4 Wheel Drive

Model No. 03707 - 240000001 and up.

### Parts Catalog

---

#### Ordering Replacement Parts

To order replacement parts, please supply the part number, the quantity, and the description of each part desired.

#### Understanding Reference Numbers

Each Identified part in an illustration has a reference number. The reference number for a part also appears in the parts list, along with other information about the part.

This catalog uses two special reference number formats, one to indicate parts in a service assembly and another to indicate the quantity of a given part in an illustration.

#### Service Assembly Reference Numbers

Parts in service assemblies have reference numbers in the form a:b. The a represents the reference number of the entire service assembly and the b represents a sequential number unique to each part within the service assembly.

For example, a wheel assembly might be identified by reference number 6, the tire by 6:1, the valve by 6:2, and the wheel by 6:3. When you order the assembly identified by reference number 6, you receive all parts identified by reference numbers 6:1, 6:2, and 6:3. However, you may also order any part individually. Reference numbers of this type appear in illustrations and in part lists.

#### Reference Numbers Indicating Quantity

In an illustration, if a reference number indicates more than one part, the reference number has the form nX y. The n represents the quantity of the part, the X is the multiplication symbol, and the y represents the reference number.

For example, in an illustration, the reference number 2X 37 means that two of the parts identified by reference number 37 are indicated.

# Contents

| <b>Description</b>                               | <b>Page</b> | <b>Description</b>                              | <b>Page</b> |
|--|-------------|---|-------------|
| Foot Rest and Traction Pedal Assembly            | ..... 4     | Pump Assembly No. 86-6000-01                    | ..... 51    |
| Floor Plate Assembly                             | ..... 6     | Gear Pump Assembly No. 99-6495                  | ..... 52    |
| Steering Tower Assembly                          | ..... 7     | Hydraulic Circuit Traction and Steering Circuit | ..... 53    |
| Steering Control Assembly No. 92-9220            | ..... 8     | Hydraulic Circuit Lift Arm                      | ..... 54    |
| Steering Tower Electrical Assembly               | ..... 9     | Hydraulic Circuit Cutting Unit                  | ..... 55    |
| Fender and Center Console Assembly               | ..... 10    | 4 Wheel Drive Hydraulic Plumbing Assembly       | ..... 56    |
| Instrument Panel Assembly                        | ..... 11    | Hydraulic Manifold Assembly No. 92-2982         | ..... 57    |
| Parking Brake, Throttle and Oil Filter Assembly  | ..... 12    | Electrical System Diagram                       | ..... 58    |
| Valve Control Assembly                           | ..... 14    | Roll Over Protection System Assembly            | ..... 59    |
| Valve Motor Spool Assembly No. 63-4800           | ..... 16    | Crankcase Assembly                              | ..... 60    |
| Control Valve Assembly No. 93-1432               | ..... 17    | Oil Pan Assembly                                | ..... 61    |
| Priority Flow Control Valve Assembly No. 58-5490 | ..... 18    | Cylinder Head Assembly                          | ..... 62    |
| Seat Platform and Filler Cap Assembly            | ..... 19    | Gear Case Assembly                              | ..... 63    |
| Seat Assembly No. 77-4860                        | ..... 20    | Valve Cover Assembly                            | ..... 64    |
| Front and Rear Canopy Assembly                   | ..... 21    | Main Bearing Case Assembly                      | ..... 65    |
| Radiator, Oil Cooler and Air Cleaner Assembly    | ..... 23    | Camshaft Assembly                               | ..... 66    |
| Air Filter Assembly No. 100-2597                 | ..... 25    | Piston and Crankshaft Assembly                  | ..... 67    |
| Fuel Filter Assembly No. 104-5218                | ..... 26    | Flywheel Assembly                               | ..... 68    |
| Fuel Tank and Lower Body Assembly                | ..... 27    | Fuel Camshaft Assembly                          | ..... 69    |
| Frame and Muffler Assembly                       | ..... 29    | Engine Stop Lever Assembly                      | ..... 70    |
| Front Carrier Assembly                           | ..... 30    | Injection Pump Assembly                         | ..... 71    |
| Front Reel Shut-Off Assembly                     | ..... 31    | Injection Pump Assembly No. 98-7606             | ..... 72    |
| Reel Shut-Off Valve Assembly No. 58-5460         | ..... 32    | Governor Assembly                               | ..... 73    |
| Front Lift Arm and A-Frame Assembly              | ..... 33    | Speed Control Plate Assembly                    | ..... 74    |
| Reel Motor Assembly No. 93-1412                  | ..... 34    | Nozzle Holder and Glow Plug Assembly            | ..... 75    |
| Hydraulic Cylinder Assembly No. 104-5225         | ..... 35    | Nozzle Holder Assembly No. 98-7688              | ..... 76    |
| Rear Lift Arm and Shut-Off Assembly              | ..... 36    | Fuel Pump Assembly                              | ..... 78    |
| Front Wheel and Motor Assembly                   | ..... 38    | Alternator and Pulley Assembly                  | ..... 79    |
| Wheel Motor Assembly No. 58-5430                 | ..... 39    | Alternator Assembly No. 98-7693                 | ..... 80    |
| Drive Gear Assembly No. 108-1434-03              | ..... 40    | Starter Assembly                                | ..... 81    |
| Rear Axle Assembly                               | ..... 41    | Starter Assembly No. 98-7734                    | ..... 82    |
| Tie Rod Assembly                                 | ..... 43    | Oil Switch and Plug Assembly                    | ..... 83    |
| Hydraulic Motor Assembly                         | ..... 44    | Water Flange and Thermostat Assembly            | ..... 84    |
| Hydraulic Cylinder Assembly                      | ..... 45    | Water Pump Assembly                             | ..... 85    |
| Engine Installation Assembly                     | ..... 46    | Valve and Rocker Assembly                       | ..... 86    |
| Engine Attachment Assembly                       | ..... 47    | Inlet Manifold Assembly                         | ..... 87    |
| Hydraulic Pump Assembly                          | ..... 48    | Exhaust Manifold Assembly                       | ..... 88    |
| Variable Piston Pump Assembly No. 99-6494        | ..... 49    | Special Tools                                   | ..... 89    |

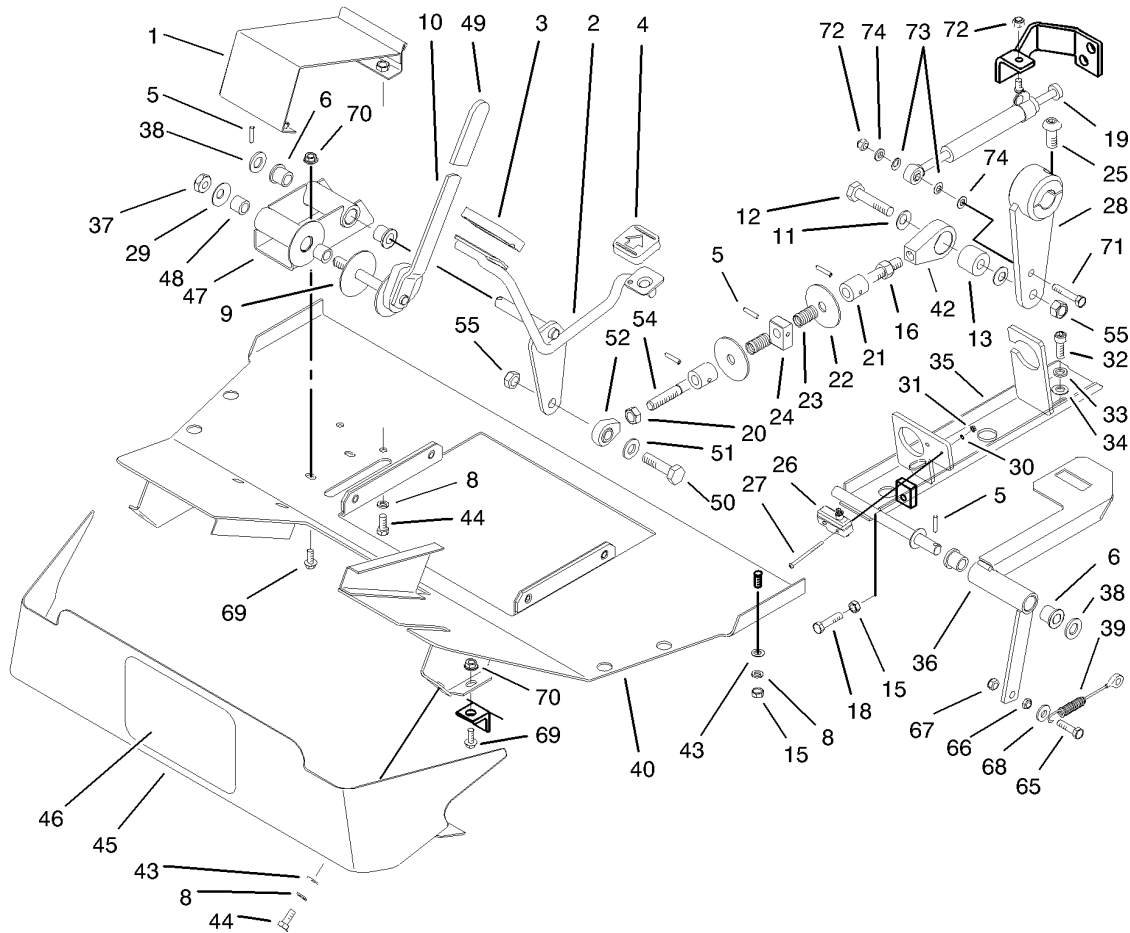
## Part Description Abbreviations

Part descriptions in this catalog may include the following abbreviations.

|             |                                |            |                         |
|-------------|--------------------------------|------------|-------------------------|
| AR. ....    | as required                    | INC. ....  | incorporated            |
| ASM. ....   | assembly                       | LH. ....   | left hand               |
| CARR. ....  | carriage                       | NI. ....   | nylon insert            |
| DEG. ....   | degrees                        | PPH. ....  | phillips pan head       |
| FH. ....    | flat head                      | PTH. ....  | phillips truss head     |
| GA. ....    | gauge                          | PTO. ....  | power take off          |
| HF. ....    | hex flange                     | RH. ....   | right hand              |
| HH. ....    | hex head                       | SFH. ....  | slotted fillister head  |
| HHF. ....   | hex head flange                | SHH. ....  | slotted hex head        |
| HHFTF. .... | hex head flange thread forming | SHWH. .... | slotted hex washer head |
| HJ. ....    | hex jam                        | SPH. ....  | slotted pan head        |
| HLH. ....   | hex lag head                   | SQH. ....  | square head             |
| HOC. ....   | height-of-cut                  | SRH. ....  | slotted round head      |
| HS. ....    | hex                            | STD. ....  | standard                |
| HSBH. ....  | hex socket button head         | TAP. ....  | self tapping            |
| HSFH. ....  | hex socket flat head           | TTH. ....  | torx truss head         |
| HSH. ....   | hex socket head                | WH. ....   | wing head               |
| HWH. ....   | hex washer head                |            |                         |
| HWHTF. .... | hex washer head thread forming |            |                         |
| HYD. ....   | hydraulic                      |            |                         |

## Footnotes

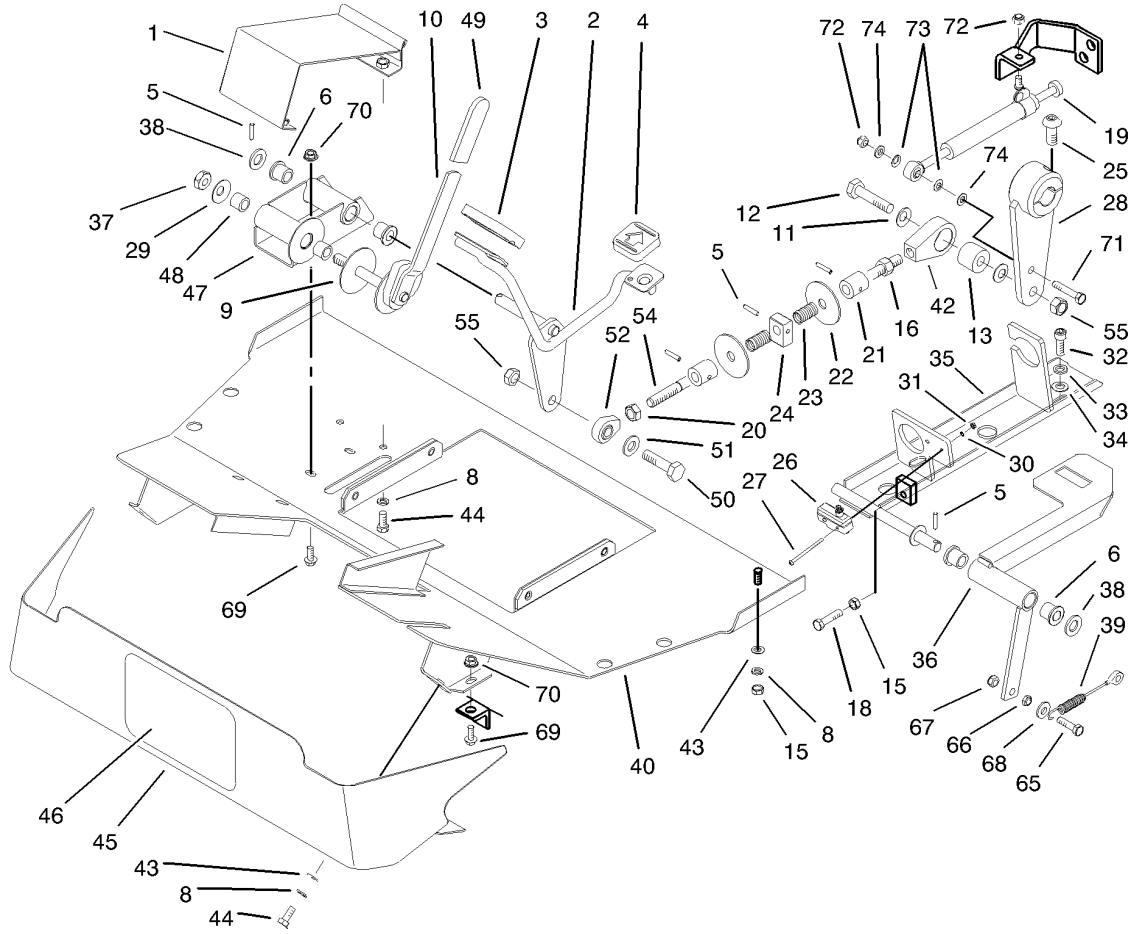
- ❶ Not illustrated
- ❷ Not serviced separately
- ❸ Obtain these items directly from SPX/OTC Service Solutions  
655 Eisenhower Drive  
Owatonna, MN 55060  
800-533-6127  
International Sales: 507-455-7223  
[www.otctools.com](http://www.otctools.com)



## Foot Rest and Traction Pedal Assembly

| Ref | Part No.   | Qty. | Description         |
|-----|------------|------|---------------------|
| 1   | 58-9580-03 | 1    | Rest-Foot           |
| 2   | 60-0640-01 | 1    | Pedal-Traction      |
| 3   | 74-9100    | 1    | Pad-Pedal, Forward  |
| 4   | 74-9110    | 1    | Pad-Pedal, Reverse  |
| 5   | 60-2110    | 5    | Pin                 |
| 6   | 48-6790    | 4    | Bearing             |
| 8   | 42-9850    | 10   | Washer-Lock, Spring |
| 9   | 3-2858     | 1    | Disc-Friction       |
| 10  | 60-1130    | 1    | Lever-Gsc           |
| 11  | 3290-483   | 3    | Washer-Conical      |
| 12  | 325-9      | 1    | Screw-HH            |
| 13  | 47-7030    | 1    | Bushing-Rubber      |
| 15  | 33014-00   | 5    | Nut-Hex             |
| 16  | 3217-9     | 1    | Nut-Hex             |
| 18  | 48-7740    | 2    | Screw               |
| 19  | 48-7100    | 1    | Damper-Steering     |
| 20  | 3219-5     | 1    | Nut-Hex             |
| 21  | 58-4310    | 2    | Collar-Pinned       |
| 22  | 58-5100    | 2    | Washer-Traction     |
| 23  | 60-5700    | 2    | Spring              |
| 24  | 58-9010    | 1    | Tab-Clamp           |
| 25  | 3274-89    | 1    | Screw-HSH           |
| 26  | 29-6163    | 1    | Switch-Micro        |
| 27  | 3249-11    | 2    | Screw-Machine       |

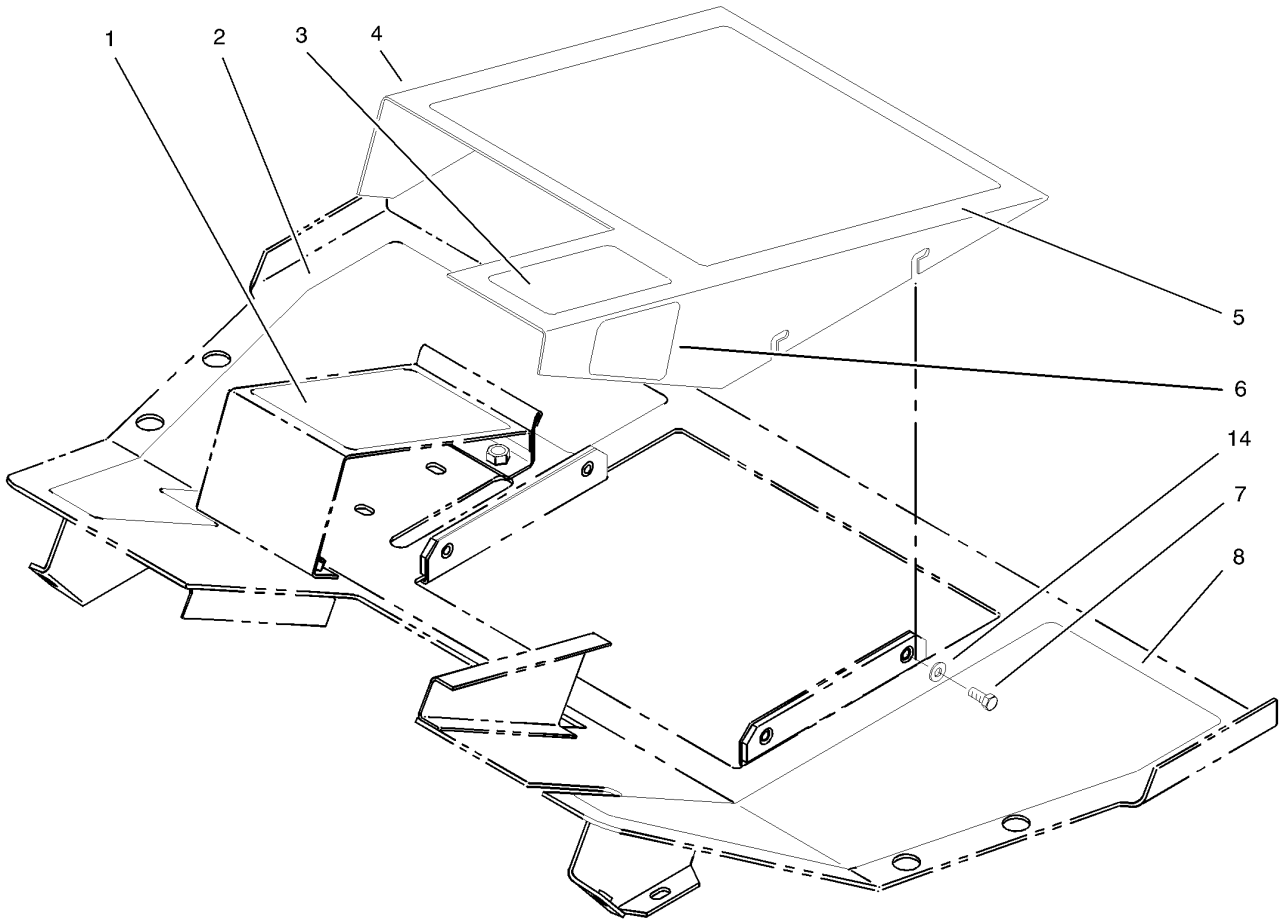
| Ref | Part No.   | Qty. | Description           |
|-----|------------|------|-----------------------|
| 28  | 98-1209-03 | 1    | Lever-Pump            |
| 29  | 60-6990    | 1    | Washer                |
| 30  | 3255-24    | 2    | Washer-Lock / Ext     |
| 31  | 3217-29    | 2    | Nut-Hex               |
| 32  | 3274-7     | 2    | Screw-HSH             |
| 33  | 3253-5     | 2    | Washer-Lock           |
| 34  | 3256-24    | 2    | Washer-Flat           |
| 35  | 60-0730-01 | 1    | Bracket-Lock, Neutral |
| 36  | 92-9228-03 | 1    | Lever ASM             |
| 37  | 3296-19    | 1    | Nut-Lock NI           |
| 38  | 60-6740    | 3    | Washer                |
| 39  | 92-9221    | 1    | Cable ASM             |
| 40  | 92-4730-03 | 1    | Plate-Floor           |
| 42  | 60-0760    | 1    | Clevis-Rod, Traction  |
| 43  | 33094-00   | 8    | Washer-Flat           |
| 44  | 33114-020  | 7    | Screw-HH              |
| 45  | 58-0400-01 | 1    | Shroud                |
| 46  | 62-7400    | 1    | Decal                 |
| 47  | 60-0600-03 | 1    | Bracket-Pivot         |
| 48  | 60-1110    | 2    | Bushing               |
| 49  | 3-7877     | 1    | Grip-Handle           |
| 50  | 325-7      | 1    | Screw-HH              |
| 51  | 3256-26    | 1    | Washer-Flat           |
| 52  | 2411-44    | 1    | End-Rod               |



### Foot Rest and Traction Pedal Assembly (continued)

| Ref | Part No.  | Qty. | Description       |
|-----|-----------|------|-------------------|
| 54  | 76-3430   | 1    | Rod-Traction      |
| 55  | 3296-25   | 2    | Nut-Lock, NI      |
| 65  | 322-6     | 1    | Screw-HH          |
| 66  | 3218-2    | 1    | Nut-Jam           |
| 67  | 3296-29   | 1    | Nut-Lock, NI      |
| 68  | 3256-3    | 1    | Washer-Flat       |
| 69  | 3234-5    | 4    | Screw             |
| 70  | 32128-20  | 4    | Nut-HF            |
| 71  | 33114-045 | 1    | Screw-HH          |
| 72  | 33024-00  | 2    | Nut-Lock          |
| 73  | 3290-482  | 2    | Washer-Belleville |
| 74  | 33094-00  | 2    | Washer-Flat       |

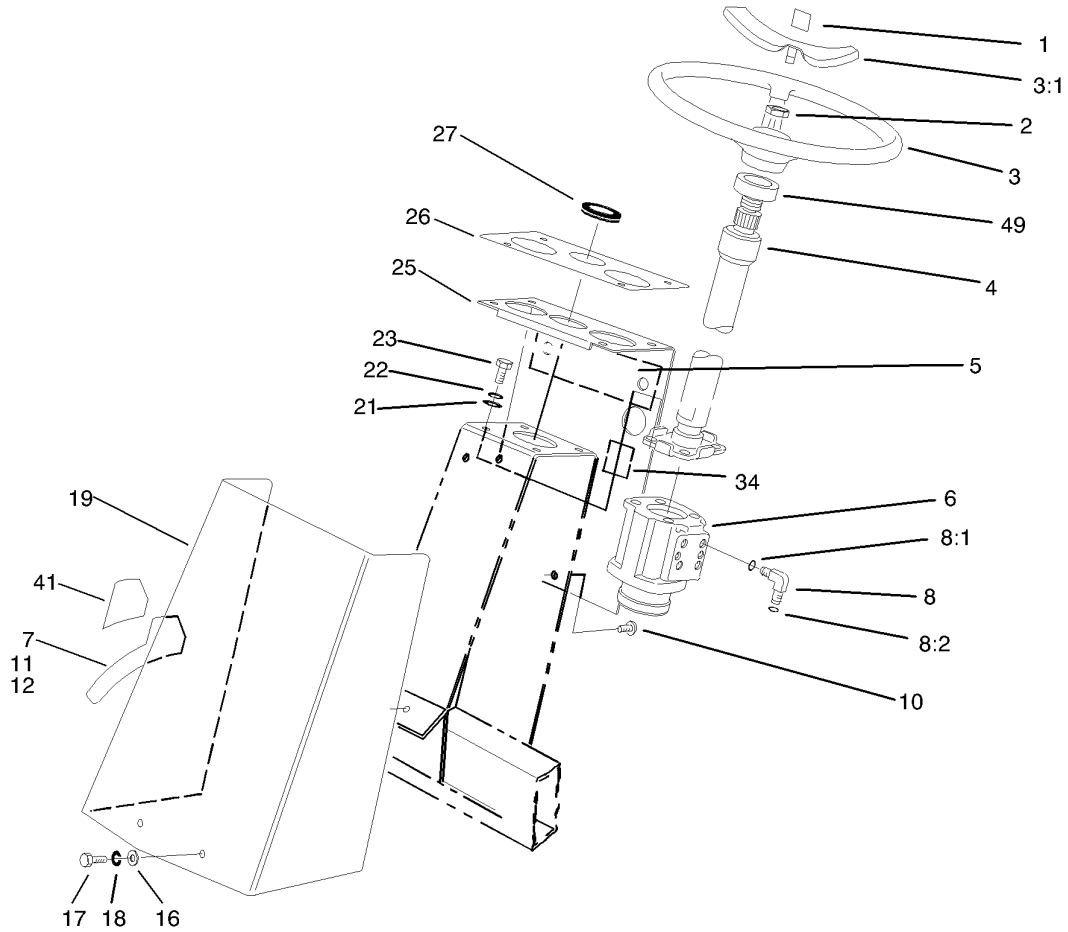
|  |  |  |  |
|--|--|--|--|
|  |  |  |  |
|--|--|--|--|



### Floor Plate Assembly

| Ref | Part No.   | Qty. | Description         |
|-----|------------|------|---------------------|
| 1   | 59-7280    | 1    | Pad-Pedal, Traction |
| 2   | 58-6510    | 1    | Pad-Footrest, RH    |
| 3   | 62-6440    | 1    | Pad-Foot            |
| 4   | 58-7390-03 | 1    | Footrest            |
| 5   | 58-6630    | 1    | Pad-Floor, Center   |
| 6   | 93-9409    | 1    | Decal-Latch         |
| 7   | 33113-016  | 3    | Screw-HH            |
| 8   | 58-6620    | 1    | Pad-Footrest, LH    |
| 14  | 3256-16    | 3    | Washer-Flat         |

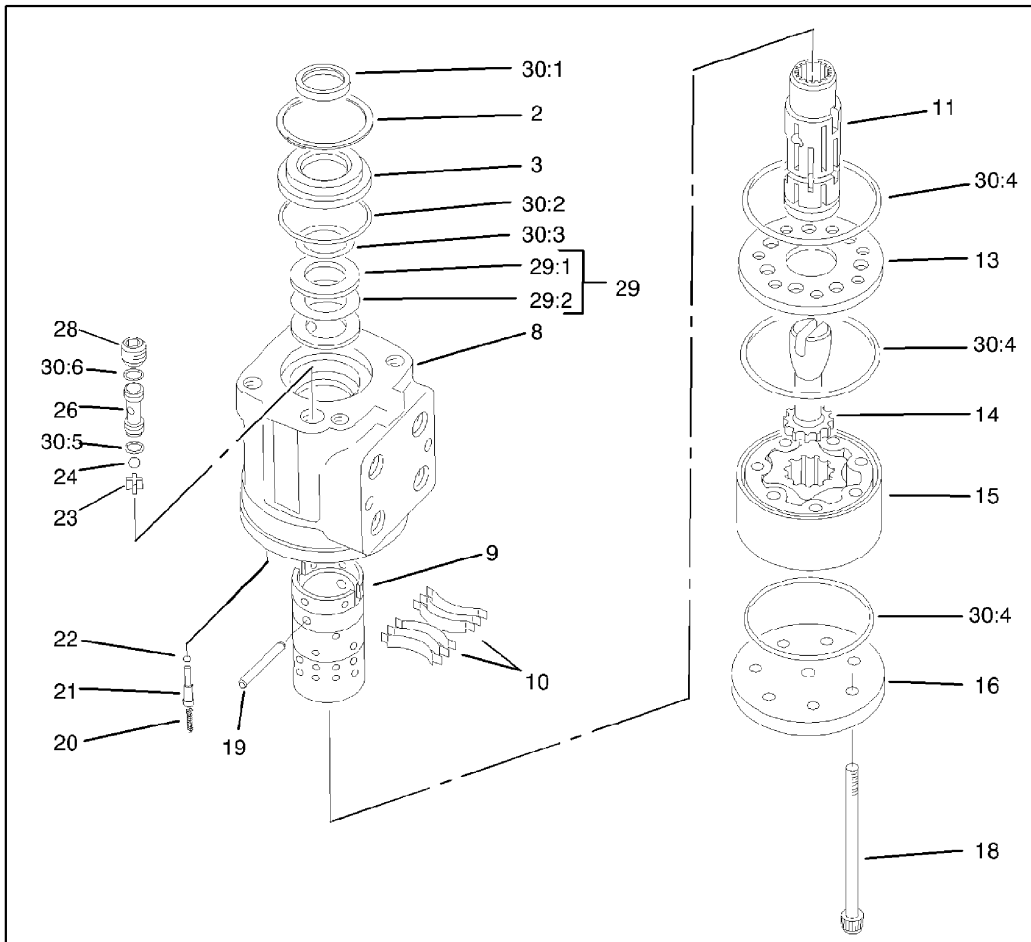
|  |  |  |  |
|--|--|--|--|
|  |  |  |  |
|--|--|--|--|



## Steering Tower Assembly

| Ref | Part No.   | Qty. | Description             |
|-----|------------|------|-------------------------|
| 1   | 98-1459    | 1    | Decal                   |
| 2   | 94-9952    | 1    | Nut-Hex                 |
| 3   | 98-1471    | 1    | Wheel-Steering          |
| 3:1 | 98-1468    | 1    | Cover-Wheel, Steering   |
| 4   | 98-3808    | 1    | Column-Steering         |
| 5   | 93-9399    | 1    | Decal-Noise             |
| 6   | 92-9220    | 1    | Steering Control ASM    |
| 7   | 93-9397    | 1    | Decal-Speed, Ground     |
| 8   | 340-18     | 4    | Fitting-Hyd, 90 DEG     |
| 8:1 | 237-79     | 1    | O-Ring                  |
| 8:2 | 237-22     | 1    | O-Ring                  |
| 10  | 60-3260    | 1    | Screw                   |
| 11  | 63-4330    | 1    | Decal-Overlay, 5 Blade  |
| 12  | 63-4340    | 1    | Decal-Overlay, 11 Blade |
| 16  | 33093-00   | 2    | Washer-Flat             |
| 17  | 33113-012  | 2    | Screw-HH                |
| 18  | 43-5930    | 2    | Washer-Spring           |
| 19  | 58-0500-01 | 1    | Cover-Valve, Steering   |
| 21  | 3256-24    | 4    | Washer-Flat             |
| 22  | 3253-5     | 4    | Washer-Lock             |
| 23  | 323-8      | 4    | Screw-HH                |
| 25  | 82-9310-03 | 1    | Panel-Display           |
| 26  | 107-1817   | 1    | Decal-Panel, Display    |
| 27  | 60-0790    | 1    | Grommet                 |

| Ref | Part No. | Qty. | Description         |
|-----|----------|------|---------------------|
| 34  | 105-4674 | 1    | Decal-Noise, Ce     |
| 41  | 93-9427  | 1    | Decal-Clip, 5 Blade |
| 49  | 21-9260  | 1    | Cover-Dust          |

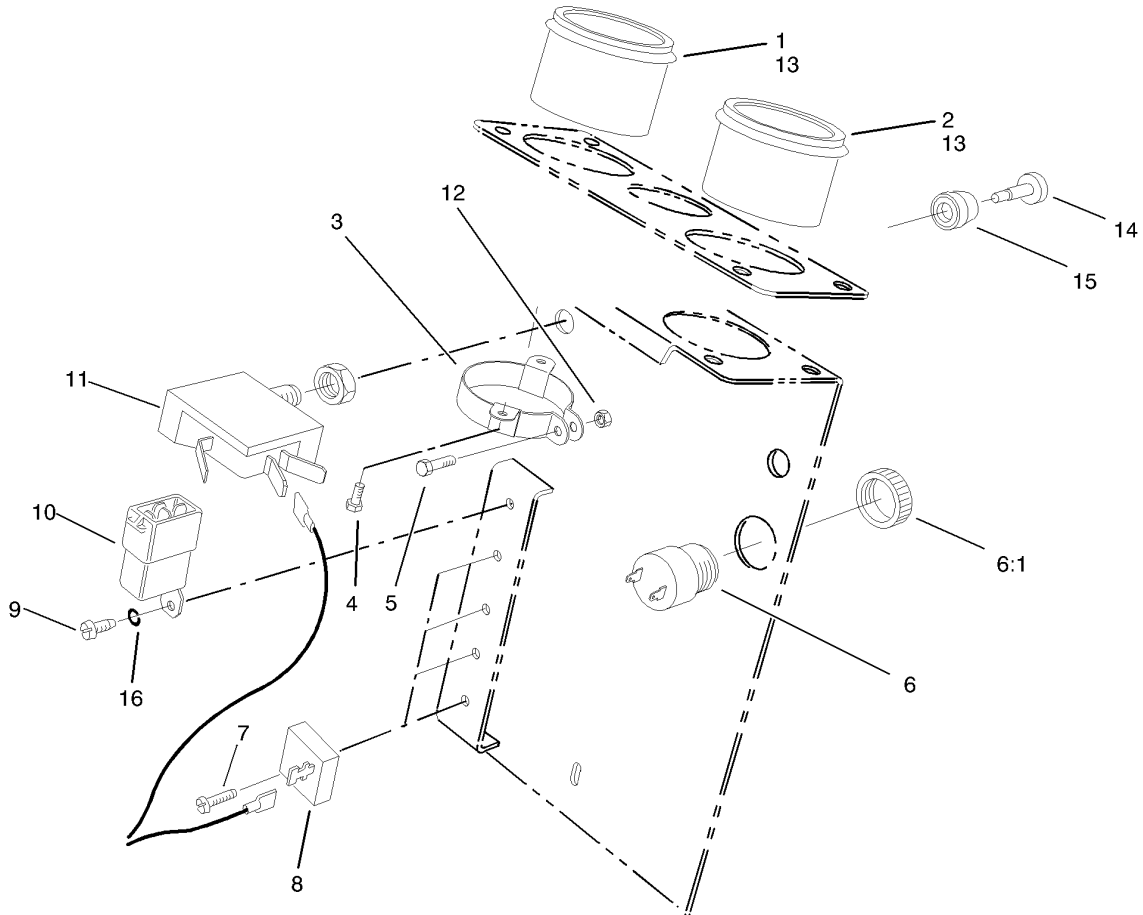


## Steering Control Assembly No. 92-9220

| Ref  | Part No. | Qty. | Description          |
|------|----------|------|----------------------|
| 2    | 52-9230  | 1    | Ring-Retaining       |
| 3    | 52-9240  | 1    | Bushing              |
| 8    |          | 1    | Housing              |
| 9    |          | 1    | Sleeve-Control       |
| 10   | 59-6820  | 1    | Centering Spring Kit |
| 11   |          | 1    | Spool-Control        |
| 13   | 92-9732  | 1    | Plate-Wear           |
| 14   | 59-6860  | 1    | Drive                |
| 15   | 59-6870  | 1    | Gerotor              |
| 16   | 92-9730  | 1    | Cap-End              |
| 18   | 92-9733  | 7    | Screw-Cap            |
| 19   | 59-6830  | 1    | Centering Pin Kit    |
| 20   | 74-3090  | 2    | Spring-Anti-Cav      |
| 21   | 92-9737  | 2    | Plug-Retainer        |
| 22   | 74-3140  | 2    | Ball-Check, Anti-Cav |
| 23   | 52-9290  | 1    | Retainer-Checkball   |
| 24   | 52-9280  | 1    | Checkball            |
| 26   | 52-9270  | 1    | Seat-Checkball       |
| 28   | 52-9260  | 1    | Screw-Set            |
| 29   | 52-9250  | 1    | Bearing Kit          |
| 29:1 | 59-6730  | 2    | Race                 |
| 29:2 | 59-6740  | 1    | Bearing              |
| 30   | 92-9749  | 1    | Seal Kit             |
| 30:1 |          | 1    | Seal-Dust            |

| Ref  | Part No. | Qty. | Description |
|------|----------|------|-------------|
| 30:2 |          | 1    | O-Ring      |
| 30:3 |          | 1    | O-Ring      |
| 30:4 |          | 3    | O-Ring      |
| 30:5 |          | 1    | O-Ring      |
| 30:6 |          | 1    | O-Ring      |

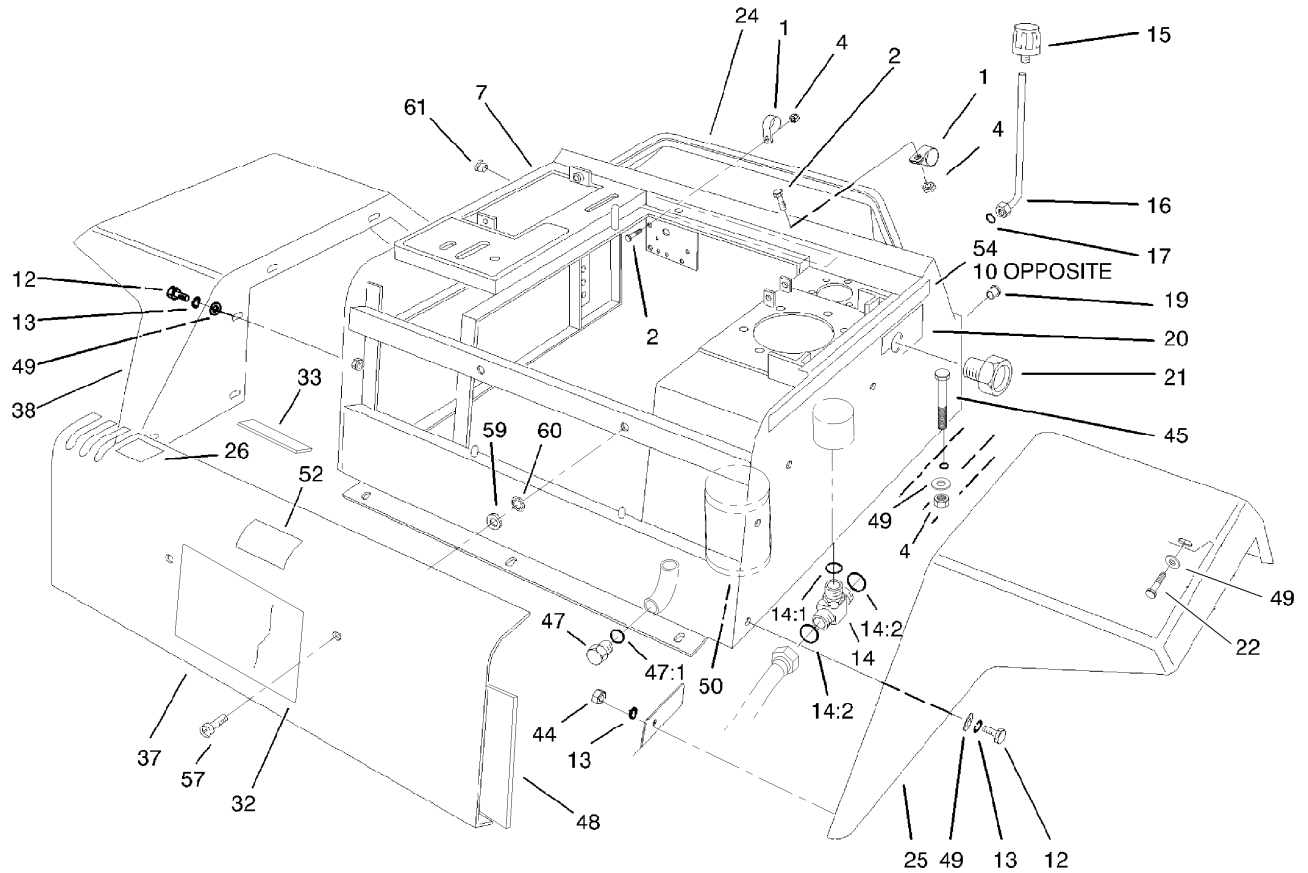




## Steering Tower Electrical Assembly

| Ref | Part No. | Qty. | Description            |
|-----|----------|------|------------------------|
| 1   | 93-1434  | 1    | Gauge-Cluster, Warning |
| 2   | 93-1435  | 1    | Gauge-Cluster, Warning |
| 3   | 69-4780  | 2    | Clamp-Gauge            |
| 4   | 32144-19 | 4    | Screw-SHWH             |
| 5   | 32105-12 | 2    | Screw                  |
| 6   | 80-9330  | 1    | Alarm-Audio            |
| 6:1 | 104-5107 | 1    | Nut-Plastic, Knurled   |
| 7   | 3251-4   | 4    | Screw                  |
| 8   | 37-7600  | 4    | Rectifier-Bridge       |
| 9   | 3251-1   | 1    | Screw-PPH              |
| 10  | 70-1480  | 1    | Relay                  |
| 11  | 43-6290  | 2    | Switch                 |
| 12  | 3296-2   | 2    | Nut-Lock               |
| 13  | 219-17   | 8    | Bulb                   |
| 14  | 43-6280  | 2    | Button-Push            |
| 15  | 43-6420  | 2    | Bezel                  |
| 16  | 3253-2   | 1    | Washer-Lock / Sp       |

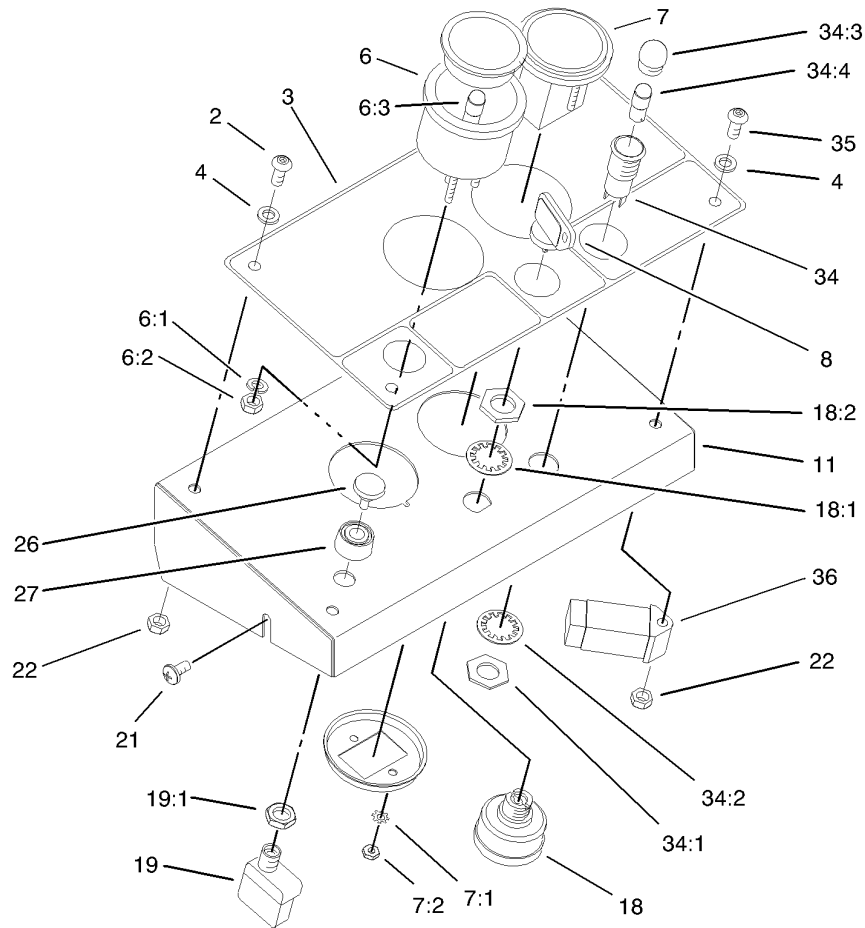
|  |  |  |  |
|--|--|--|--|
|  |  |  |  |
|  |  |  |  |
|  |  |  |  |
|  |  |  |  |



## Fender and Center Console Assembly

| Ref  | Part No.   | Qty. | Description           |
|------|------------|------|-----------------------|
| 1    | 2412-106   | 2    | Clamp-R               |
| 2    | 321-5      | 2    | Screw-HH              |
| 4    | 3296-42    | 4    | Nut-Lock, NI          |
| 7    | 92-9273-03 | 1    | Console-Center        |
| 10   | 86-6490    | 1    | Decal-4wd, RH         |
| 12   | 33113-016  | 10   | Screw-HH              |
| 13   | 43-5930    | 10   | Washer-Spring         |
| 14   | 92-4799    | 1    | Fitting-Tee, HYD      |
| 14:1 | 237-79     | 1    | O-Ring                |
| 14:2 | 237-22     | 2    | O-Ring                |
| 15   | 68-6150    | 1    | Breather              |
| 16   | 98-3844    | 1    | Breather Tube ASM     |
| 17   | 237-65     | 1    | O-Ring                |
| 19   | 32148-6    | 4    | Insert-Nut            |
| 20   | 93-9406    | 1    | Decal-Glass, Sight    |
| 21   | 58-5940    | 1    | Plug-Gage, Sight      |
| 22   | 48-6900    | 4    | Screw                 |
| 24   | 92-5682    | 1    | Strip-Sealing         |
| 25   | 58-0980-01 | 1    | Mudguard-LH           |
| 26   | 93-9407    | 1    | Decal-Lever, Lift     |
| 32   | 104-5203   | 1    | Decal-Hillside (Ansi) |
| 32   | 104-5204   | 1    | Decal-Hillside (Ce)   |
| 33   | 68-7840    | 1    | Strip-Sealing         |
| 37   | 58-1750-03 | 1    | Panel-Access          |

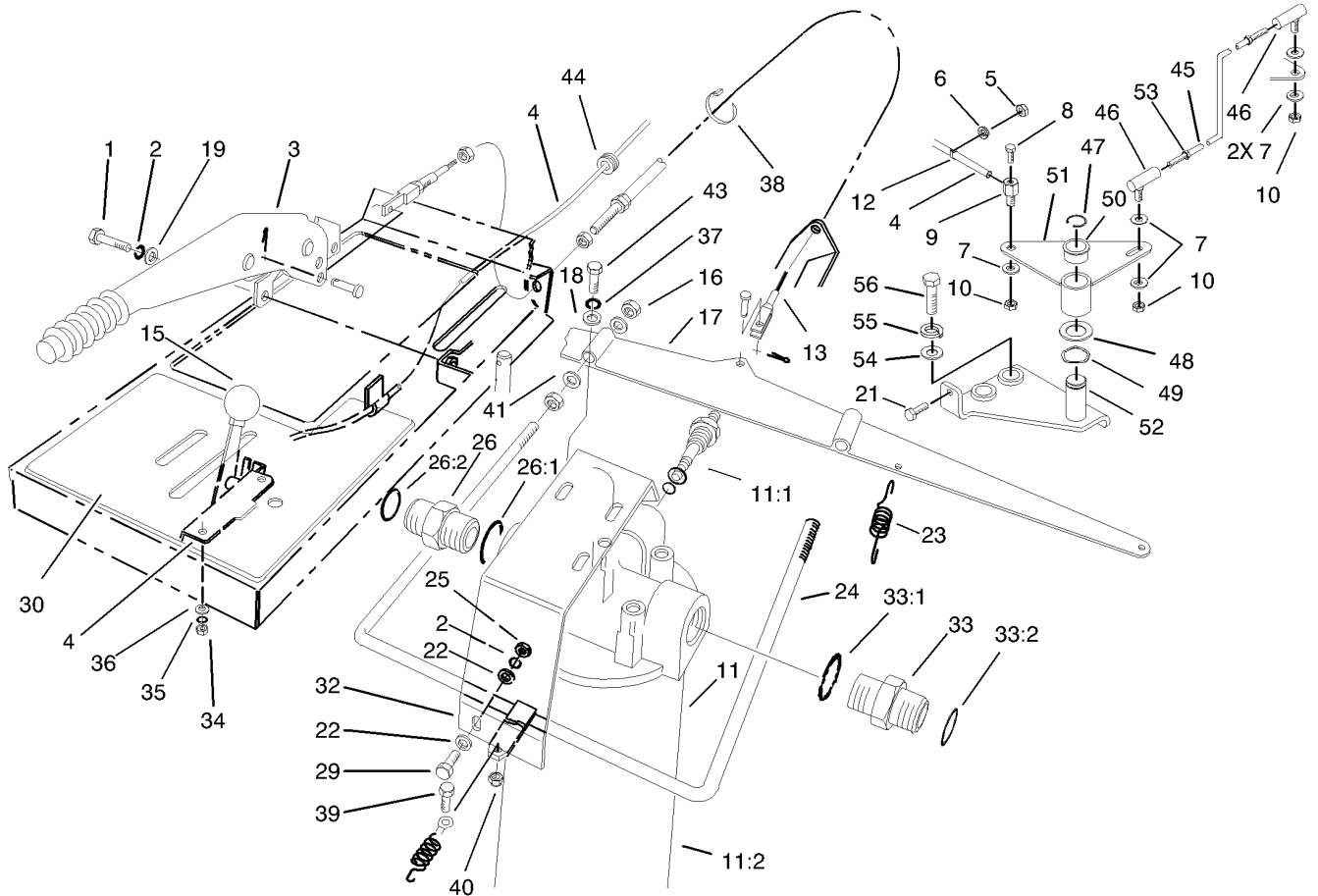
| Ref  | Part No.   | Qty. | Description     |
|------|------------|------|-----------------|
| 38   | 92-4746-01 | 1    | Mudguard-RH     |
| 44   | 48-7890    | 2    | Nut             |
| 45   | 321-24     | 2    | Screw-HH        |
| 47   | 58-9160    | 1    | Plug-Drain      |
| 47:1 | 237-80     | 1    | O-Ring          |
| 48   | 68-7810    | 1    | Panel-Lining    |
| 49   | 3256-22    | 16   | Washer-Flat     |
| 50   | 48-7120    | 1    | Element-Suction |
| 52   | 93-9425    | 1    | Decal-Danger    |
| 54   | 92-5699    | 1    | Decal-4wd, LH   |
| 57   | 3250-36    | 2    | Screw-PPH       |
| 59   | 3256-3     | 2    | Washer-Flat     |
| 60   | 32151-72   | 2    | Ring-Retaining  |
| 61   | 92-6059    | 5    | Plug-Button     |



## Instrument Panel Assembly

| Ref  | Part No.   | Qty. | Description          |
|------|------------|------|----------------------|
| 2    | 3274-31    | 3    | Screw-HSBH           |
| 3    | 107-1819   | 1    | Decal-Plate, Face    |
| 4    | 3256-22    | 4    | Washer-Flat          |
| 6    | 98-9339    | 1    | Gauge-Fuel           |
| 6:1  | 3254-1     | 3    | Washer-Lock, Int     |
| 6:2  | 3217-27    | 3    | Nut-Hex              |
| 6:3  | 105-9265   | 1    | Bulb And Lamp ASM    |
| 7    | 66-2950    | 1    | Gauge-Hourmeter      |
| 7:1  | 3255-20    | 2    | Washer-Lock          |
| 7:2  | 3217-25    | 2    | Nut-Hex              |
| 8    | 63-8360    | 1    | Key-Ignition         |
| 11   | 98-3829-03 | 1    | Panel-Instrument     |
| 18   | 88-9830    | 1    | Key Switch ASM       |
| 18:1 | 3254-5     | 1    | Washer-Tooth         |
| 18:2 | 218-461    | 1    | Nut-HH               |
| 19   | 72-9760    | 1    | Switch               |
| 19:1 | 218-498    | 1    | Locknut              |
| 21   | 60-2170    | 2    | Screw                |
| 22   | 3296-42    | 4    | Nut-Lock, NI         |
| 26   | 43-6280    | 1    | Button-Push          |
| 27   | 43-6420    | 1    | Bezel                |
| 34   | 44-2210    | 1    | Light-Indicator, Red |
| 34:1 | 218-535    | 1    | Nut-Hex              |
| 34:2 | 218-536    | 1    | Washer-Lock          |

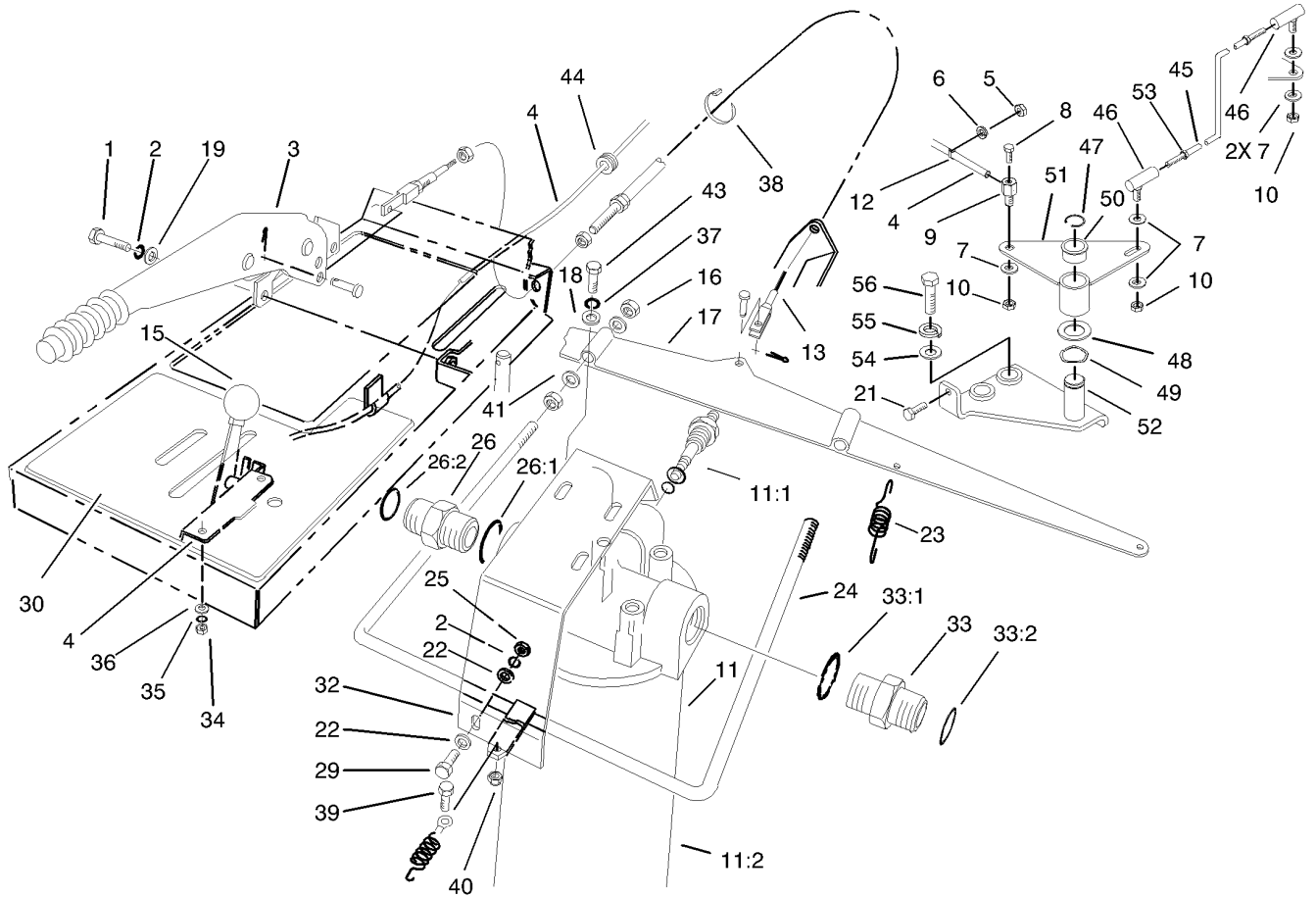
| Ref  | Part No. | Qty. | Description     |
|------|----------|------|-----------------|
| 34:3 | 218-533  | 1    | Lens            |
| 34:4 |          | 1    | Bulb            |
| 35   | 3274-65  | 1    | Screw-HSBH      |
| 36   | 98-7611  | 1    | Controller-Glow |



## Parking Brake, Throttle and Oil Filter Assembly

| Ref  | Part No.   | Qty. | Description            |
|------|------------|------|------------------------|
| 1    | 33114-016  | 2    | Screw-HH               |
| 2    | 42-9850    | 4    | Washer-Lock, Spring    |
| 3    | 53-6070    | 1    | Lever-Brake            |
| 4    | 59-7240    | 1    | Control-Throttle       |
| 5    | 3217-5     | 1    | Nut-Hex                |
| 6    | 3253-3     | 1    | Washer-Lock            |
| 7    | 3256-22    | 5    | Washer-Flat            |
| 8    | 25-8640    | 1    | Screw-HH               |
| 9    | 93-0021    | 1    | Swivel-Cable, Throttle |
| 10   | 3296-13    | 3    | Nut-Lock NI            |
| 11   | 86-6090    | 1    | HYD Oil Filter ASM     |
| 11:1 | 86-6100    | 1    | Indicator-Electrical   |
| 11:2 | 86-6110    | 1    | Filter-Element         |
| 12   | 2412-31    | 1    | Clamp-Boden            |
| 13   | 92-9222    | 1    | Cable-Handbrake        |
| 15   | 233-25     | 1    | Knob-Control           |
| 16   | 3217-6     | 4    | Nut-Hex                |
| 17   | 58-2170-03 | 1    | Bar-Linkage, Brake     |
| 18   | 3256-3     | 3    | Washer-Flat            |
| 19   | 33094-00   | 2    | Washer-Flat            |
| 21   | 321-4      | 1    | Screw-HH               |
| 22   | 3256-23    | 4    | Washer-Flat            |
| 23   | 60-2140    | 2    | Spring                 |
| 24   | 92-9225    | 1    | Yoke                   |

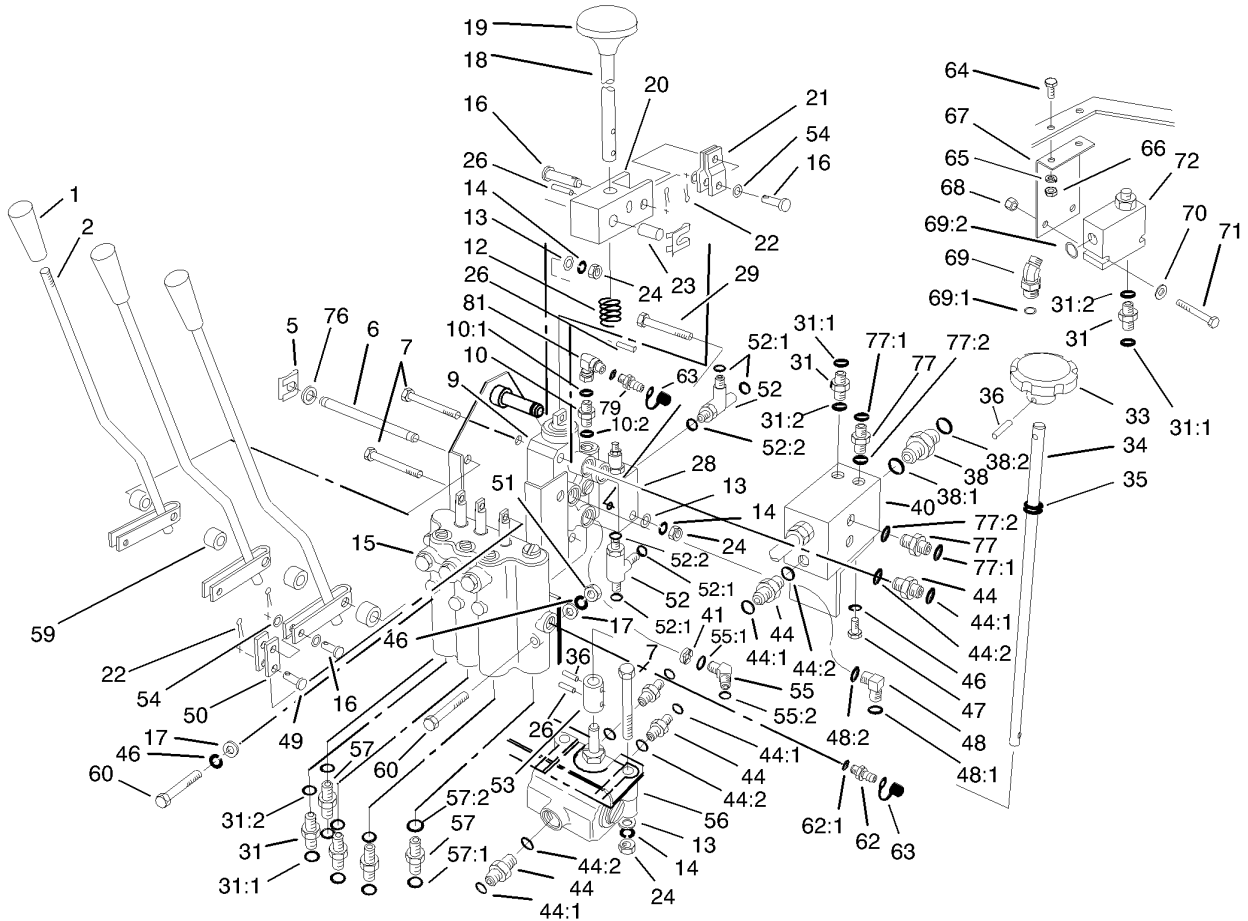
| Ref  | Part No.   | Qty. | Description               |
|------|------------|------|---------------------------|
| 25   | 3217-6     | 2    | Nut-Hex                   |
| 26   | 340-80     | 1    | Adapter                   |
| 26:1 | 237-123    | 1    | O-Ring                    |
| 26:2 | 340-65     | 1    | O-Ring                    |
| 29   | 322-6      | 2    | Screw-HH                  |
| 30   | 107-1818   | 1    | Decal-Panel, Side Control |
| 32   | 84-6470-03 | 1    | Bracket-Filter            |
| 33   | 340-10     | 1    | Adapter                   |
| 33:1 | 237-123    | 1    | O-Ring                    |
| 33:2 | 340-64     | 1    | O-Ring                    |
| 34   | 48-7880    | 2    | Nut-Hex                   |
| 35   | 48-8000    | 2    | Washer-Lock               |
| 36   | 52-6430    | 2    | Washer                    |
| 37   | 3253-5     | 3    | Washer-Lock               |
| 38   | 3290-378   | 1    | Tie-Cable                 |
| 39   | 11-9030    | 1    | Screw-Shoulder            |
| 40   | 3296-42    | 1    | Nut-Lock, NI              |
| 41   | 3256-23    | 4    | Washer-Flat               |
| 43   | 323-5      | 3    | Screw-HH                  |
| 44   | 60-2370    | 1    | Grommet                   |
| 45   | 98-1261    | 1    | Rod-Throttle              |
| 46   | 98-3845    | 2    | Joint-Ball, Rod End       |
| 47   | 936125     | 1    | Ring-Snap, External       |
| 48   | 67-9410    | 1    | Washer                    |



### Parking Brake, Throttle and Oil Filter Assembly (continued)

| Ref | Part No.   | Qty. | Description    |
|-----|------------|------|----------------|
| 49  | 98-3846    | 1    | Washer-Wave    |
| 50  | 256-252    | 2    | Bearing-Flange |
| 51  | 98-1257-03 | 1    | Lever-Throttle |
| 52  | 98-1256-03 | 1    | Plate-Throttle |
| 53  | 3220-1     | 2    | Nut-Jam        |
| 54  | 3256-24    | 2    | Washer-Flat    |
| 55  | 48-9590    | 2    | Washer-Lock    |
| 56  | 56-2140    | 2    | Bolt           |

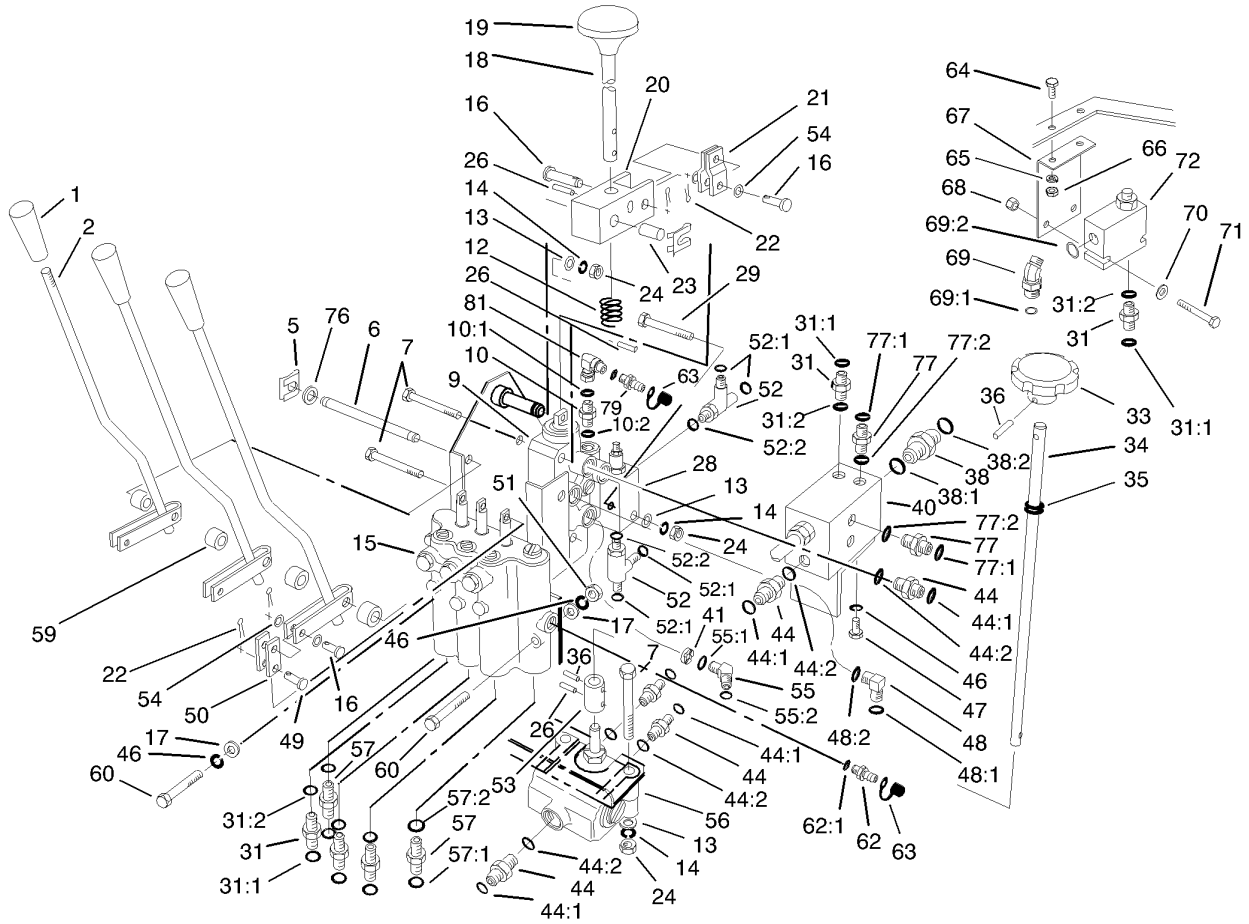
|  |  |  |  |  |  |  |
|--|--|--|--|--|--|--|
|  |  |  |  |  |  |  |
|--|--|--|--|--|--|--|



## Valve Control Assembly

| Ref  | Part No.  | Qty. | Description              |
|------|-----------|------|--------------------------|
| 1    | 233-39    | 3    | Knob-Control             |
| 2    | 74-3190   | 3    | Lever-Lift               |
| 5    | 60-5690   | 3    | Clip                     |
| 6    | 58-1520   | 1    | Pin                      |
| 7    | 322-12    | 4    | Screw-HH                 |
| 9    | 63-4800   | 1    | Motor-Spool, Valve       |
| 10   | 340-88    | 1    | Adapter                  |
| 10:1 | 237-22    | 1    | O-Ring                   |
| 10:2 | 237-78    | 1    | O-Ring                   |
| 12   | 58-7190   | 1    | Spring                   |
| 13   | 3256-23   | 5    | Washer-Flat              |
| 14   | 3253-4    | 5    | Washer-Lock              |
| 15   | 93-1432   | 1    | 3 Spool Valve ASM        |
| 16   | 58-3830   | 5    | Pin                      |
| 17   | 33093-00  | 2    | Washer-Flat              |
| 18   | 58-4450   | 1    | Lever                    |
| 19   | 233-10    | 1    | Knob-Lever               |
| 20   | 58-4460   | 1    | Clevis                   |
| 21   | 58-1570   | 2    | Link                     |
| 22   | 3272-1    | 8    | Pin-Cotter               |
| 23   | 60-0550   | 1    | Bushing                  |
| 24   | 3217-6    | 5    | Nut-Hex                  |
| 26   | 32121-118 | 3    | Pin-Roll                 |
| 28   | 58-5520   | 1    | Valve-Relief, Adjustable |

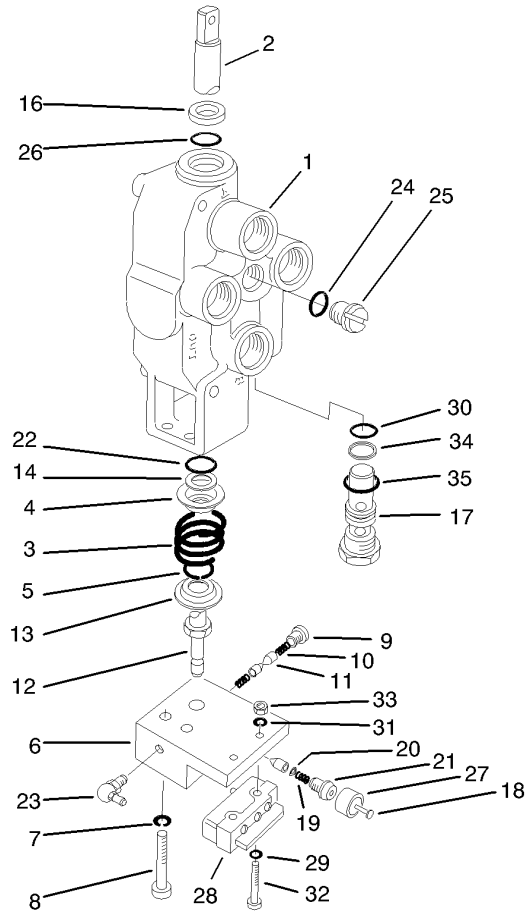
| Ref  | Part No.  | Qty. | Description           |
|------|-----------|------|-----------------------|
| 29   | 322-9     | 1    | Screw-HH              |
| 31   | 340-2     | 5    | Fitting-Hyd, Straight |
| 31:1 | 237-22    | 1    | O-Ring                |
| 31:2 | 237-42    | 1    | O-Ring                |
| 33   | 59-7130   | 1    | Knob-Control, Speed   |
| 34   | 58-1510   | 1    | Shaft                 |
| 35   | 59-7910   | 1    | Grommet               |
| 36   | 60-2110   | 2    | Pin                   |
| 38   | 340-80    | 1    | Adapter               |
| 38:1 | 237-123   | 1    | O-Ring                |
| 38:2 | 340-65    | 1    | O-Ring                |
| 40   | 58-2150   | 1    | Block-Manifold        |
| 41   | 66-5410   | 1    | Orifice               |
| 44   | 340-7     | 6    | Adapter               |
| 44:1 | 237-65    | 1    | O-Ring                |
| 44:2 | 237-80    | 1    | O-Ring                |
| 46   | 43-5930   | 4    | Washer-Spring         |
| 47   | 33113-016 | 2    | Screw-HH              |
| 48   | 340-17    | 2    | Fitting-Hyd, 90 DEG   |
| 48:1 | 237-65    | 1    | O-Ring                |
| 48:2 | 237-80    | 1    | O-Ring                |
| 49   | 58-3810   | 3    | Pin                   |
| 50   | 58-1560   | 6    | Link                  |
| 51   | 48-7890   | 1    | Nut                   |



## Valve Control Assembly (continued)

| Ref  | Part No.   | Qty. | Description          |
|------|------------|------|----------------------|
| 52   | 340-86     | 2    | Fitting-Hyd, Tee     |
| 52:1 | 237-22     | 2    | O-Ring               |
| 52:2 | 237-42     | 1    | O-Ring               |
| 53   | 93-7768    | 1    | Coupling             |
| 54   | 52-6430    | 8    | Washer               |
| 55   | 66-5860    | 1    | Fitting-Elbow, 45    |
| 55:1 | 237-80     | 1    | O-Ring               |
| 55:2 | 237-65     | 1    | O-Ring               |
| 56   | 58-5490    | 1    | Valve-Control, Flow  |
| 57   | 340-3      | 2    | Adapter              |
| 57:1 | 237-22     | 1    | O-Ring               |
| 57:2 | 237-79     | 1    | O-Ring               |
| 59   | 58-1540    | 4    | Spacer               |
| 60   | 33113-050  | 2    | Screw-HH             |
| 62   | 59-7410    | 1    | Tip-Nipple, Diagonal |
| 62:1 | 237-42     | 1    | O-Ring               |
| 63   | 353-947    | 3    | Cap-Dust, Rubber     |
| 64   | 321-3      | 2    | Screw-HH             |
| 65   | 3253-3     | 2    | Washer-Lock          |
| 66   | 3217-5     | 2    | Nut-Hex              |
| 67   | 63-4690-03 | 1    | Bracket-Valve        |
| 68   | 3296-8     | 2    | Nut-Lock, NI         |
| 69   | 340-87     | 1    | Fitting-Hyd, 45 DEG  |
| 69:1 | 237-22     | 1    | O-Ring               |

| Ref  | Part No. | Qty. | Description           |
|------|----------|------|-----------------------|
| 69:2 | 237-42   | 1    | O-Ring                |
| 70   | 3256-22  | 2    | Washer-Flat           |
| 71   | 321-11   | 2    | Screw-HH              |
| 72   | 63-4700  | 1    | Valve-Flow, Regulator |
| 76   | 3256-24  | 2    | Washer-Flat           |
| 77   | 92-9258  | 3    | Check-Adapter         |
| 77:1 | 237-22   | 1    | O-Ring                |
| 77:2 | 237-42   | 1    | O-Ring                |
| 79   | 86-5480  | 2    | Nipple-Test           |
| 81   | 98-1281  | 1    | Adapter-90 DEG        |

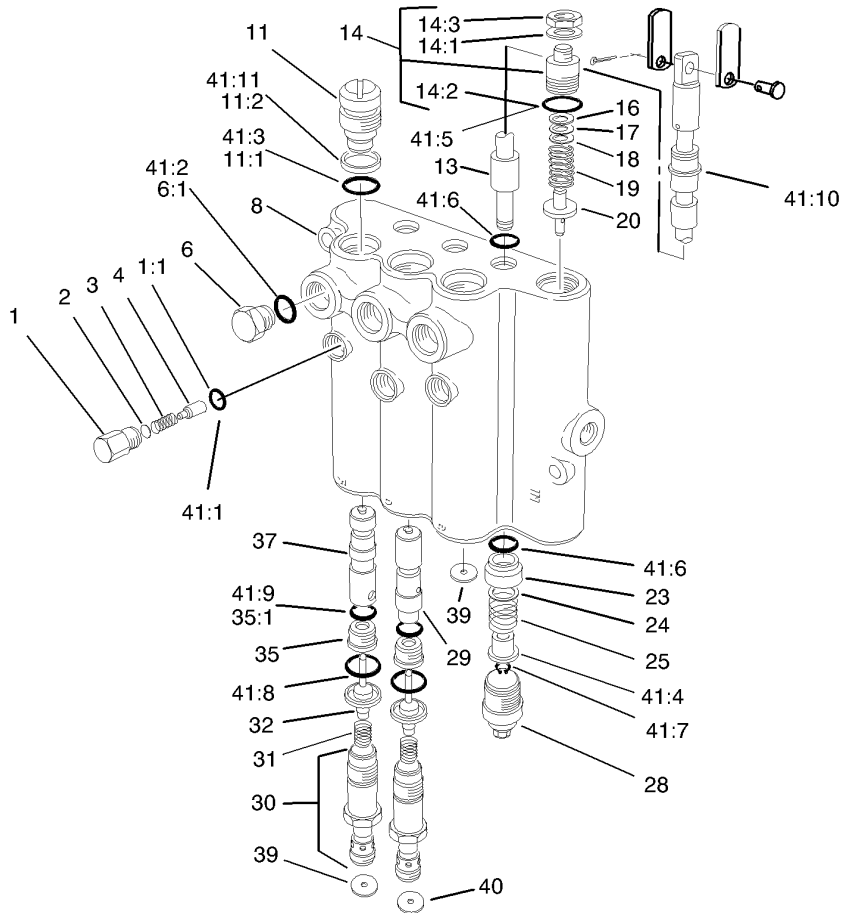


## Valve Motor Spool Assembly No. 63-4800

| Ref | Part No. | Qty. | Description    |
|-----|----------|------|----------------|
| 1   |          | 1    | Body           |
| 2   |          | 1    | Spool          |
| 3   | 59-8040  | 1    | Spring         |
| 4   | 59-8080  | 1    | Washer         |
| 5   | 59-8170  | 1    | Washer         |
| 6   | 63-4820  | 1    | Block-Detent   |
| 7   | 59-8070  | 2    | Lockwasher     |
| 8   | 63-4830  | 2    | Capscrew       |
| 9   | 59-8060  | 1    | Plug           |
| 10  | 59-8050  | 2    | Spring         |
| 11  | 59-8150  | 3    | Pawl           |
| 12  | 63-4840  | 1    | Screw-Detent   |
| 13  | 59-8100  | 1    | Washer         |
| 14  | 59-8180  | 1    | Washer         |
| 16  | 59-8190  | 1    | Wiper          |
| 17  | 63-4780  | 1    | Valve          |
| 18  | 63-4850  | 1    | Plunger        |
| 19  | 63-4510  | 1    | Spring         |
| 20  | 63-4860  | 1    | Circlip        |
| 21  | 59-8230  | 1    | Plug           |
| 22  | 59-7780  | 1    | Ring           |
| 23  | 302-66   | 1    | Fitting-Grease |
| 24  | 59-8140  | 1    | Ring           |
| 25  | 59-8160  | 1    | Plug           |

| Ref | Part No. | Qty. | Description  |
|-----|----------|------|--------------|
| 26  | 59-8120  | 1    | Ring         |
| 27  | 66-5420  | 1    | Sleeve       |
| 28  | 60-4550  | 1    | Switch-Micro |
| 29  | 3256-13  | 2    | Washer       |
| 30  | 63-4440  | 1    | O-Ring       |
| 31  | 3253-19  | 2    | Washer-Lock  |
| 32  | 66-5430  | 2    | Screw        |
| 33  | 66-5440  | 2    | Nut-Hex      |
| 34  | 59-7860  | 1    | Washer       |
| 35  | 42-1220  | 1    | O-Ring       |

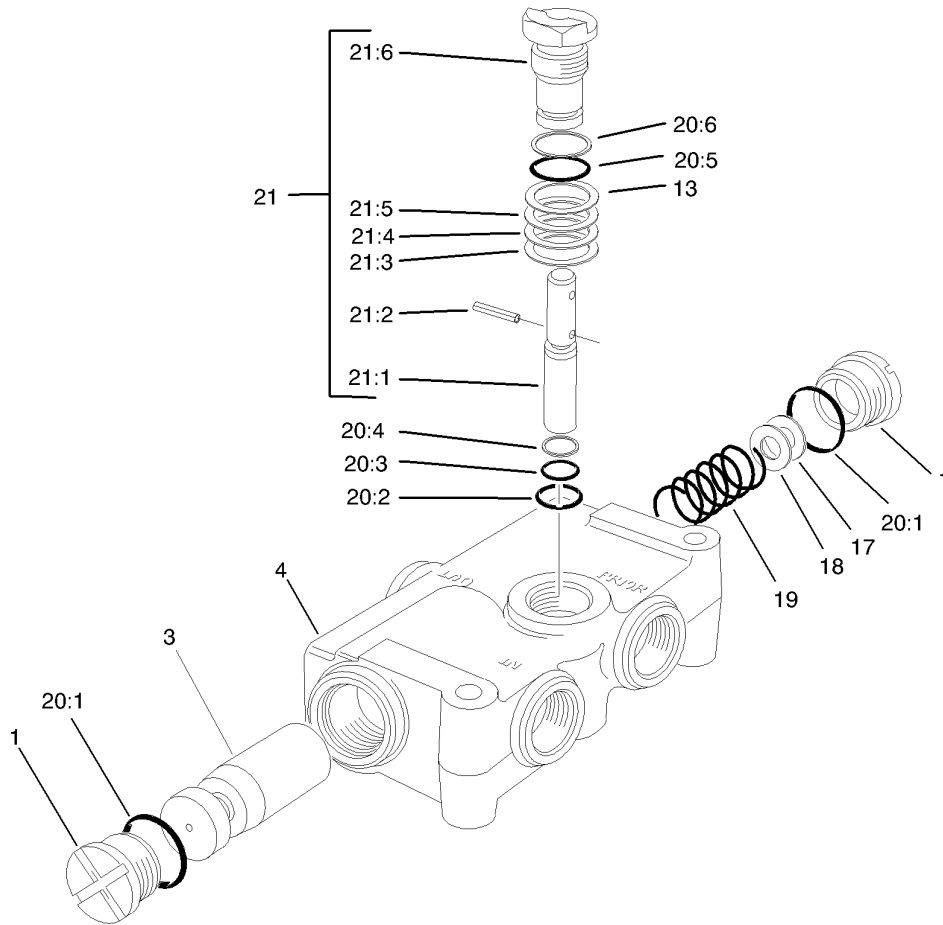




## Control Valve Assembly No. 93-1432

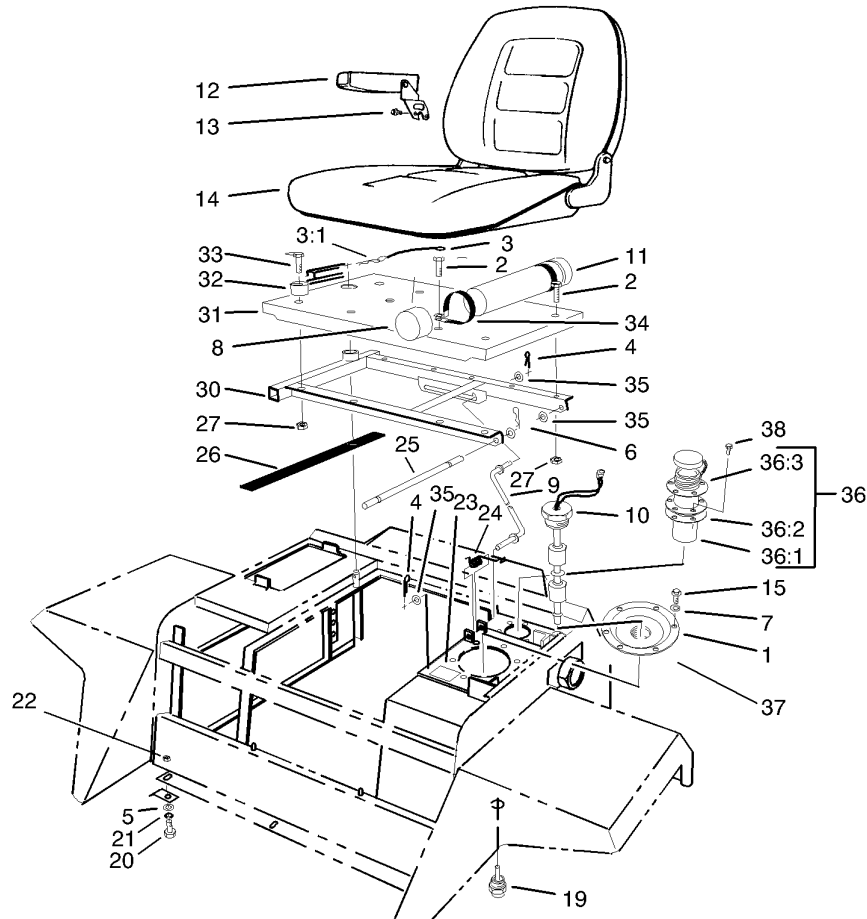
| Ref  | Part No. | Qty. | Description |
|------|----------|------|-------------|
| 1    | 58-6780  | 3    | Plug        |
| 1:1  | 58-6790  | 1    | O-Ring      |
| 2    | 60-6450  | 1    | Disc        |
| 3    | 58-6760  | 3    | Spring      |
| 4    | 58-6770  | 3    | Plunger     |
| 6    | 353-508  | 3    | Plug        |
| 6:1  | 237-42   | 1    | O-Ring      |
| 8    |          | 1    | Body        |
| 11   | 58-6350  | 3    | Plug        |
| 11:1 | 60-5720  | 1    | O-Ring      |
| 11:2 | 58-6370  | 1    | Washer      |
| 13   |          | 3    | Spool       |
| 14   | 69-1830  | 1    | Plug ASM    |
| 14:1 |          | 1    | Washer      |
| 14:2 | 58-6750  | 1    | O-Ring      |
| 14:3 |          | 1    | Nut-Lock    |
| 16   | 58-6470  | 1    | Washer      |
| 17   | 58-6480  | 1    | Washer      |
| 18   | 58-6490  | 1    | Washer      |
| 19   | 84-6450  | 1    | Spring      |
| 20   | 58-6440  | 1    | Poppet      |
| 23   | 58-6400  | 3    | Bushing     |
| 24   | 58-6700  | 3    | Washer      |
| 25   | 58-6730  | 3    | Spring      |

| Ref   | Part No. | Qty. | Description    |
|-------|----------|------|----------------|
| 28    | 58-6420  | 3    | Cap            |
| 29    | 84-6430  | 1    | Plunger        |
| 30    | 58-6380  | 3    | Plug           |
| 31    | 58-6410  | 3    | Spring         |
| 32    | 60-6440  | 3    | Eyelet         |
| 35    | 58-6330  | 3    | Seat           |
| 35:1  | 58-6340  | 1    | O-Ring         |
| 37    | 84-6420  | 2    | Plunger        |
| 39    | 84-6400  | 2    | Disc-Orifice   |
| 40    | 84-6401  | 1    | Disc-Orifice   |
| 41    | 60-3780  | 1    | Seal Kit       |
| 41:1  | 58-6790  | 3    | O-Ring         |
| 41:2  | 58-6720  | 3    | O-Ring         |
| 41:3  | 60-5720  | 6    | O-Ring         |
| 41:4  | 58-6310  | 6    | Spacer         |
| 41:5  | 58-6750  | 1    | O-Ring         |
| 41:6  | 58-6450  | 6    | O-Ring         |
| 41:7  | 58-6460  | 3    | Ring-Retaining |
| 41:8  | 58-6290  | 3    | Poppet         |
| 41:9  | 58-6340  | 3    | O-Ring         |
| 41:10 | 58-6320  | 3    | Wiper          |
| 41:11 | 58-6370  | 1    | Washer         |



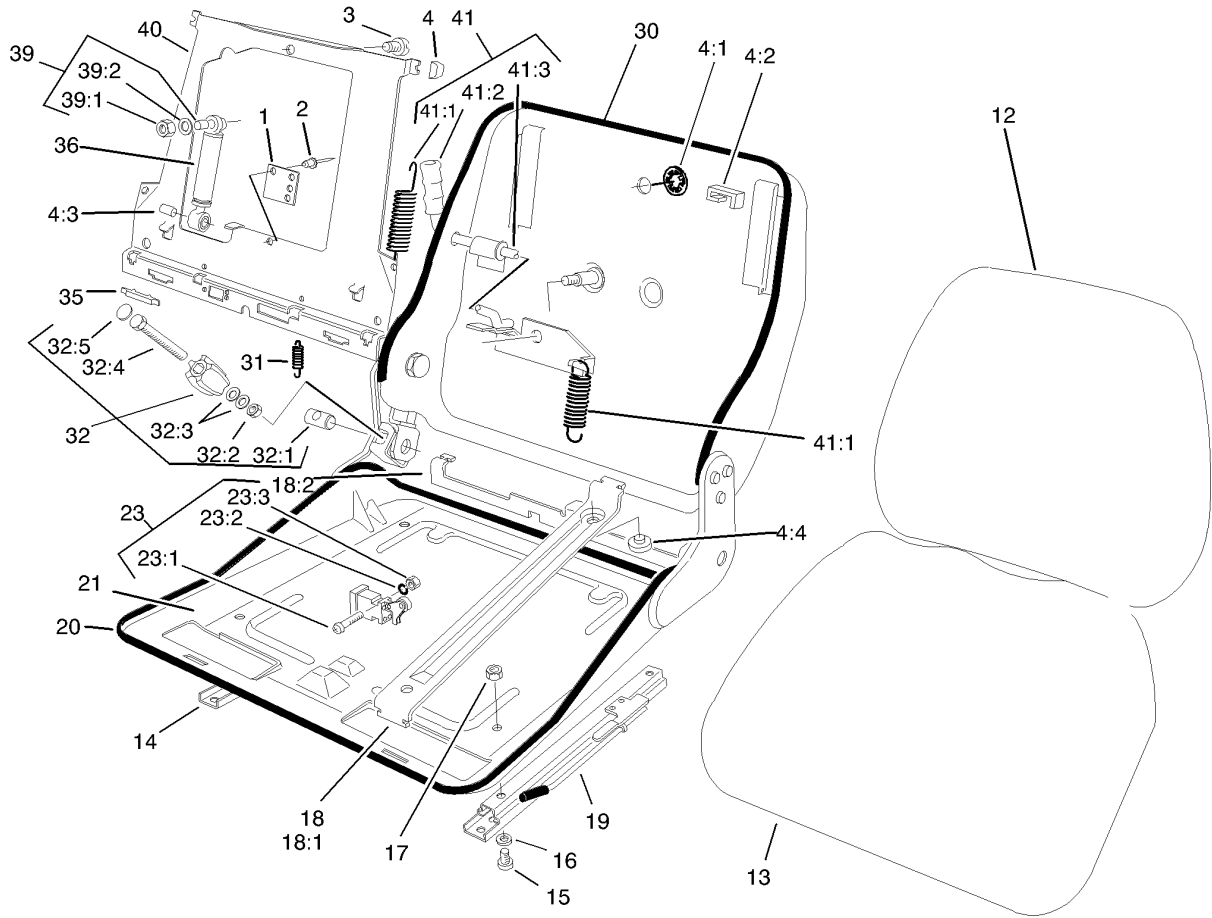
## Priority Flow Control Valve Assembly No. 58-5490

| Ref   | Part No. | Qty. | Description   |  |
|-------|----------|------|---------------|--|
| 1     | 59-7600  | 2    | Plug          |  |
| ②3    |          | 1    | Spool         |  |
| ②4    |          | 1    | Body          |  |
| 13    | 59-7720  | 1    | Washer        |  |
| 17    | 59-7750  | 1    | Washer        |  |
| 18    | 59-7760  | 1    | Washer        |  |
| 19    | 59-7770  | 1    | Spring        |  |
| 20    | 63-4520  | 1    | Seal Kit      |  |
| 20:1  | 59-7610  | 2    | Ring          |  |
| 20:2  | 59-7640  | 1    | Ring          |  |
| 20:3  | 59-7650  | 1    | Ring          |  |
| 20:4  | 60-5950  | 1    | Washer        |  |
| 20:5  | 59-7780  | 1    | Ring          |  |
| 20:6  | 58-6370  | 1    | Washer        |  |
| 21    | 94-8265  | 1    | Plug-Metering |  |
| ②21:1 |          | 1    | Stem-Metering |  |
| ②21:2 |          | 1    | Pin-Groove    |  |
| ②21:3 |          | 1    | Shim          |  |
| ②21:4 |          | 1    | Shim          |  |
| ②21:5 |          | 1    | Shim          |  |
| ②21:6 |          | 1    | Plug-Metering |  |



## Seat Platform and Filler Cap Assembly

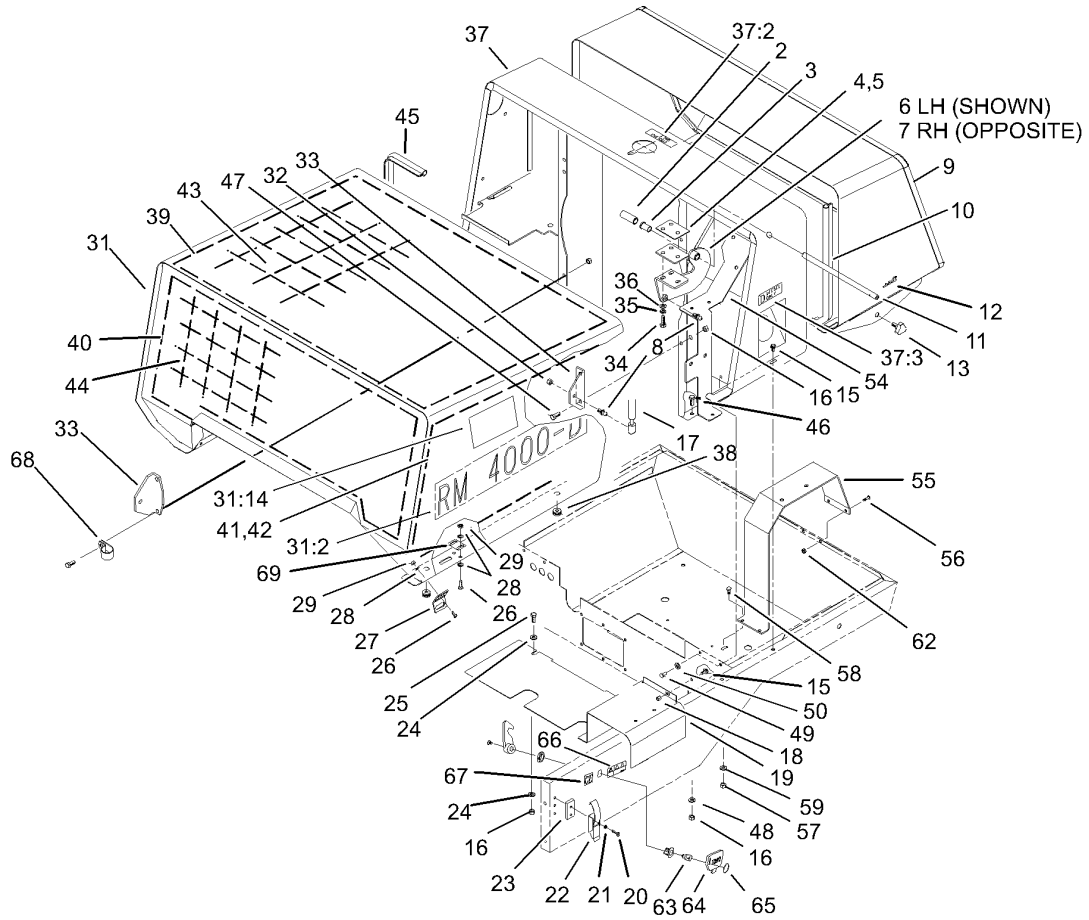
| Ref | Part No. | Qty. | Description        | Ref  | Part No.   | Qty. | Description          |
|-----|----------|------|--------------------|------|------------|------|----------------------|
| 1   | 92-9200  | 1    | Cover              | 27   | 32128-20   | 10   | Nut-HF               |
| 2   | 3234-5   | 6    | Screw              | 30   | 58-1580-03 | 1    | Seat-Frame           |
| 3   | 60-2160  | 1    | R-Clip ASM         | 31   | 58-9830-03 | 1    | Plate-Seat           |
| 3:1 | 3290-355 | 1    | Pin-Hair           | 32   | 26-4840    | 4    | Spacer-Pin, Mounting |
| 4   | 3272-11  | 2    | Pin-Cotter         | 33   | 322-6      | 4    | Screw-HH             |
| 5   | 3256-24  | 2    | Washer-Flat        | 34   | 2412-133   | 2    | R-Clamp              |
| 6   | 3290-250 | 2    | Pin-Hair           | 35   | 3256-24    | 4    | Washer-Flat          |
| 7   | 3253-15  | 6    | Washer-Lock        | 36   | 71-4040    | 1    | HYD Filler ASM       |
| 8   | 104-7048 | 1    | Cap-Housing        | 36:1 | 62-2610    | 1    | Strainer-Cap, Filler |
| 9   | 58-1650  | 1    | Rod-Seat           | 36:2 | 353-963    | 2    | Gasket               |
| 10  | 82-9340  | 1    | Level Switch ASM   | 36:3 | 353-961    | 1    | Flange               |
| 11  | 104-7050 | 1    | Housing-Manual     | 37   | 58-6820    | 1    | Gasket               |
| 12  | 55-4660  | 1    | Armrest            | 38   | 32144-107  | 6    | Screw                |
| 13  | 56-3850  | 4    | Screw              |      |            |      |                      |
| 14  | 77-4860  | 1    | Seat ASM           |      |            |      |                      |
| 15  | 46-0670  | 6    | Screw-PPH          |      |            |      |                      |
| 19  | 60-5580  | 1    | Switch-Temperature |      |            |      |                      |
| 20  | 323-7    | 2    | Screw-HH           |      |            |      |                      |
| 21  | 3253-21  | 2    | Washer-Lock        |      |            |      |                      |
| 22  | 32128-21 | 2    | Nut-HF             |      |            |      |                      |
| 23  | 93-6686  | 1    | Decal-Oil, HYD     |      |            |      |                      |
| 24  | 60-0050  | 1    | Spring-Tray, Seat  |      |            |      |                      |
| 25  | 58-1640  | 1    | Pin-Pivot, Seat    |      |            |      |                      |
| 26  | 68-7850  | 1    | Strip-Sealing      |      |            |      |                      |



### Seat Assembly No. 77-4860

| Ref   | Part No. | Qty. | Description        |
|-------|----------|------|--------------------|
| 1     | 82-2850  | 1    | Plate              |
| 2     | 82-9680  | 2    | Rivet              |
| 3     | 82-9700  | 1    | Screw              |
| 4     | 82-2730  | 1    | Wear Parts Kit     |
| ④4:1  |          | 1    | Cover              |
| ④4:2  |          | 2    | Bumper             |
| ④4:3  |          | 1    | Bushing            |
| ④4:4  |          | 2    | Pad                |
| 12    | 82-2800  | 1    | Cushion-Rest, Back |
| 13    | 82-2840  | 1    | Cushion-Bottom     |
| 14    | 82-2790  | 1    | Rail-Adjust, LH    |
| 15    | 82-9690  | 4    | Screw              |
| 16    | 82-9660  | 4    | Washer             |
| 17    | 82-9650  | 4    | Nut                |
| 18    | 82-2820  | 1    | Swing Arm ASM      |
| ②18:1 |          | 1    | Pivot-Plate, Back  |
| ②18:2 |          | 1    | Plate-Backrest     |
| 19    | 92-2951  | 1    | Rail-Adjust, LH    |
| 20    | 82-9710  | 1    | Trim-Bottom        |
| 21    | 82-2720  | 1    | Frame-Seat         |
| 23    | 82-2810  | 1    | Switch ASM         |
| 23:1  | 82-9640  | 2    | Screw              |
| 23:2  | 82-9620  | 2    | Washer-Spring      |
| 23:3  | 82-9630  | 2    | Nut                |

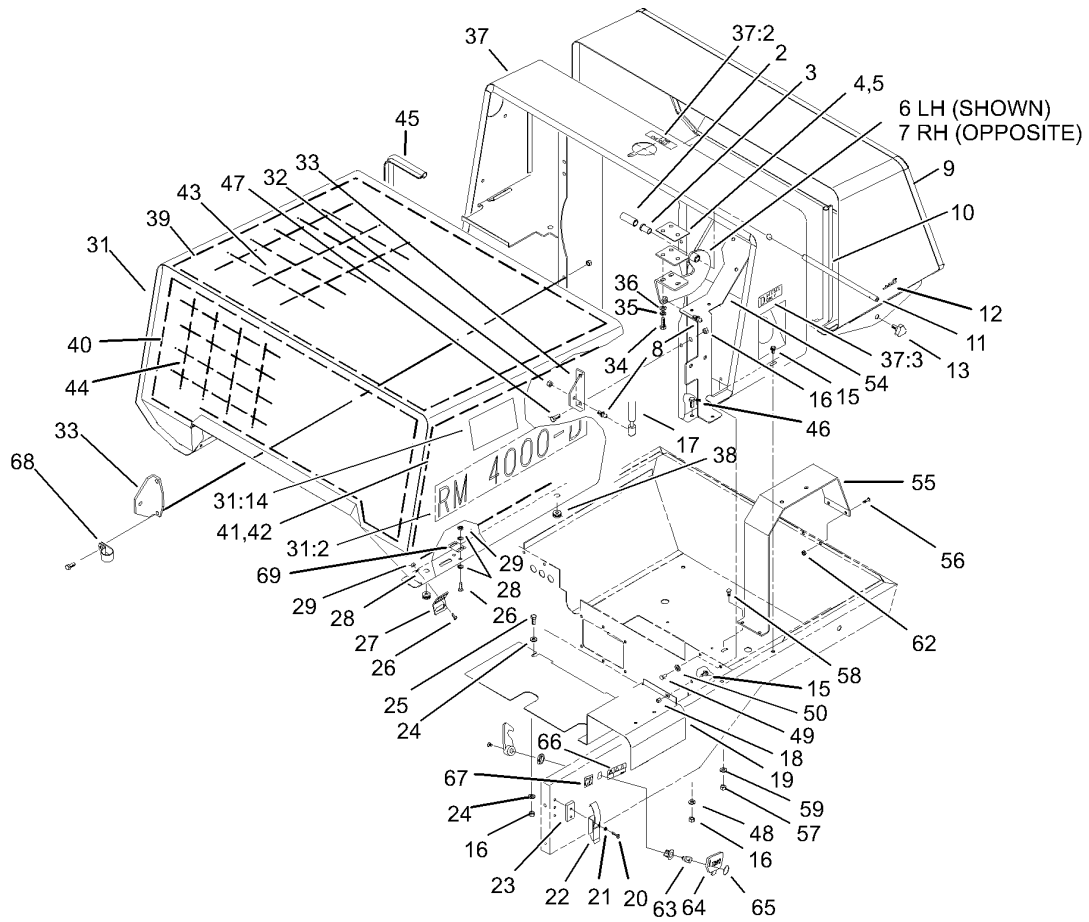
| Ref   | Part No. | Qty. | Description         |
|-------|----------|------|---------------------|
| 30    | 82-9720  | 1    | Trim-Rest, Back     |
| 31    | 82-2860  | 1    | Spring-Set, Tension |
| 32    | 82-2750  | 1    | Spindle Adj. ASM    |
| 32:1  | 56-4170  | 1    | Pin                 |
| 32:2  | 56-3890  | 1    | Nut                 |
| 32:3  | 56-3880  | 2    | Washer              |
| 32:4  | 82-2710  | 1    | Screw               |
| ②32:5 |          | 1    | Cover               |
| 35    | 82-2830  | 2    | Clamp               |
| 36    | 82-2770  | 1    | Shock Absorber ASM  |
| 39    | 82-2760  | 1    | Bushing Kit         |
| 39:1  | 82-9670  | 1    | Nut                 |
| 39:2  | 56-3940  | 1    | Washer              |
| ④40   |          | 1    | Plate-Backrest      |
| 41    | 82-2880  | 1    | Weight Adj. ASM     |
| 41:1  | 82-2740  | 2    | Tension Spring Set  |
| 41:2  | 56-4150  | 1    | Lever               |
| 41:3  | 82-2870  | 1    | Lever-Adjust        |



## Front and Rear Canopy Assembly

| Ref | Part No.    | Qty. | Description          |
|-----|-------------|------|----------------------|
| 2   | 92-5655     | 2    | Tube-Canopy          |
| 3   | 58-3930     | 2    | Bushing-Oilite       |
| 4   | 58-5330     | 2    | Spacer-Hinge, Canopy |
| 5   | 58-5350     | 2    | Spacer-Hinge, Canopy |
| 6   | 58-1970-01  | 1    | Plate-Hinge, Left    |
| 7   | 58-1980-01  | 1    | Plate-Hinge, Right   |
| 8   | 86-6130     | 4    | Ball-Stud            |
| 9   | 92-6086     | 1    | Rear Screen ASM      |
| 10  | 92-5253     | 1    | Strip-Sealing        |
| 11  | 58-3910     | 2    | Pin-Hinge, Canopy    |
| 12  | 3290-355    | 2    | Pin-Hair             |
| 13  | 77-3620     | 2    | Knob-Retainer        |
| 15  | 3234-13     | 5    | Screw-HHF            |
| 16  | 3296-29     | 9    | Nut-Lock, NI         |
| 17  | 88-6760     | 2    | Spring-Gas           |
| 18  | 3296-56     | 1    | Nut-Lock, NI         |
| 19  | 105-3330-03 | 1    | Baffle-Body, Lower   |
| 20  | 3250-25     | 4    | Screw-PPH            |
| 21  | 3253-2      | 4    | Washer-Lock / Sp     |
| 22  | 58-5380     | 2    | Latch-Draw           |
| 23  | 58-7070-03  | 2    | Spacer-Latch, RH     |
| 24  | 3256-23     | 2    | Washer-Flat          |
| 25  | 322-3       | 1    | Screw-HH             |
| 26  | 3250-31     | 10   | Screw-PPH            |

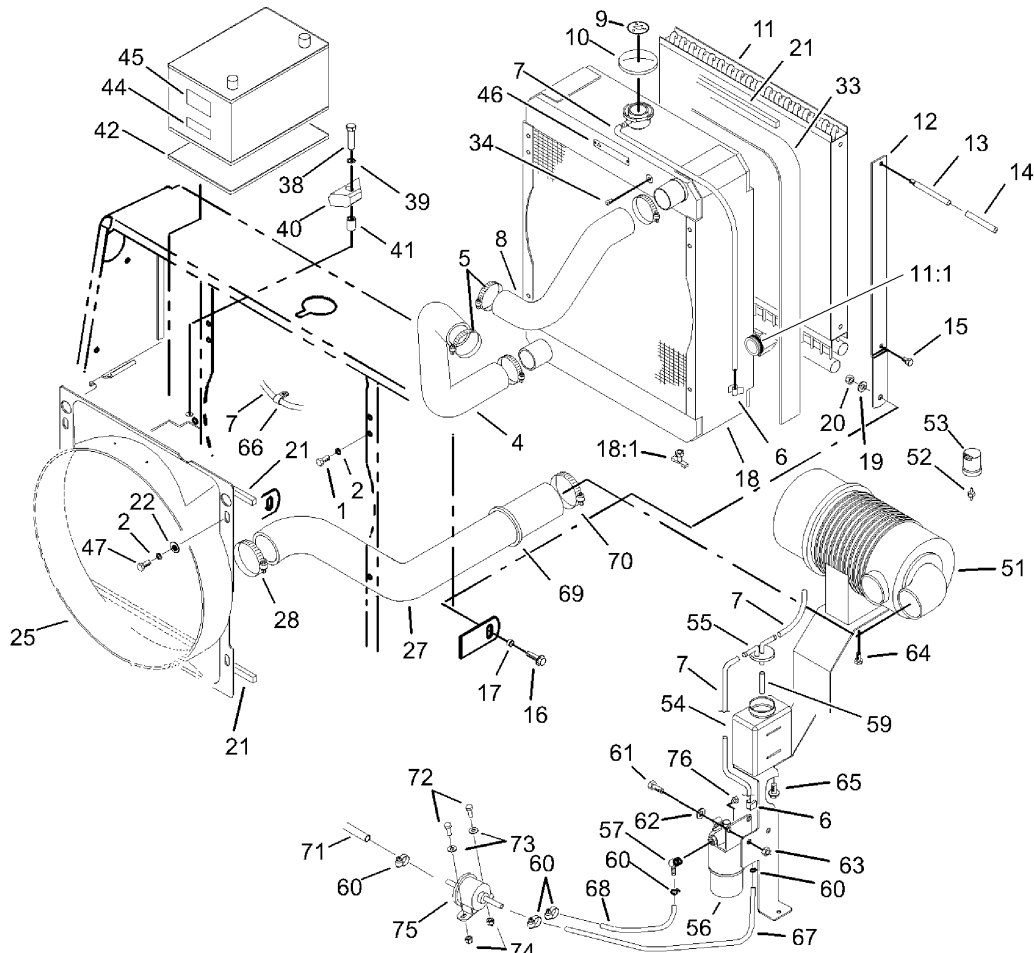
| Ref   | Part No.   | Qty. | Description          |
|-------|------------|------|----------------------|
| 27    | 68-6040    | 2    | Bracket              |
| 28    | 3256-51    | 12   | Washer-Flat          |
| 29    | 3296-27    | 10   | Nut-Lock NI          |
| 31    | 106-7074   | 1    | Canopy-Front         |
| 31:2  | 106-7060   | 2    | Decal                |
| 31:14 | 66-6140    | 2    | Decal                |
| 32    | 48-9510    | 2    | Nut                  |
| 33    | 92-5652-03 | 2    | Bracket              |
| 34    | 33114-025  | 6    | Screw-HH             |
| 35    | 42-9850    | 6    | Washer-Lock, Spring  |
| 36    | 33094-00   | 6    | Washer-Flat          |
| 37    | 105-3325   | 1    | Center Canopy ASM    |
| 37:2  | 93-9404    | 1    | Decal-Only, Coolant  |
| 37:3  | 93-6680    | 1    | Decal-Diesel         |
| 38    | 237-141    | 4    | Grommet-Rubber       |
| 39    | 92-5678    | 1    | Foam-Hood, Top       |
| 40    | 92-5679    | 1    | Foam-Hood, Front     |
| 41    | 92-5680    | 1    | Foam-Hood, RH        |
| 42    | 92-5681    | 1    | Foam-Hood, LH        |
| 43    | 92-5672-03 | 1    | Support-Foam, Canopy |
| 44    | 92-5673-03 | 1    | Support-Foam, Front  |
| 45    | 92-6060    | 1    | Strip-Sealing        |
| 46    | 322-5      | 4    | Screw-HH             |
| 47    | 322-4      | 4    | Screw-HH             |



## Front and Rear Canopy Assembly (continued)

| Ref | Part No.    | Qty. | Description          |
|-----|-------------|------|----------------------|
| 48  | 3256-3      | 4    | Washer-Flat          |
| 49  | 321-2       | 4    | Screw-HH             |
| 50  | 3253-3      | 4    | Washer-Lock          |
| 54  | 104-5230-03 | 1    | Bracket-Fuel         |
| 55  | 94-8226-03  | 1    | Bracket-Cleaner, Air |
| 56  | 32122-42    | 2    | Screw                |
| 57  | 3296-42     | 2    | Nut-Lock, NI         |
| 58  | 321-3       | 2    | Screw-HH             |
| 59  | 3256-22     | 2    | Washer-Flat          |
| 62  | 3296-56     | 2    | Nut-Lock, NI         |
| 63  | 98-5398     | 1    | Latch                |
| 64  | 99-8970     | 1    | Key-Latch, Hood      |
| 65  | 98-9321     | 1    | Ring-Key             |
| 66  | 100-6574    | 1    | Decal-Warning        |
| 67  | 93-7252     | 1    | Decal                |
| 68  | 2412-109    | 1    | Clip-J               |
| 69  | 105-9270    | 1    | Plate-Strike         |

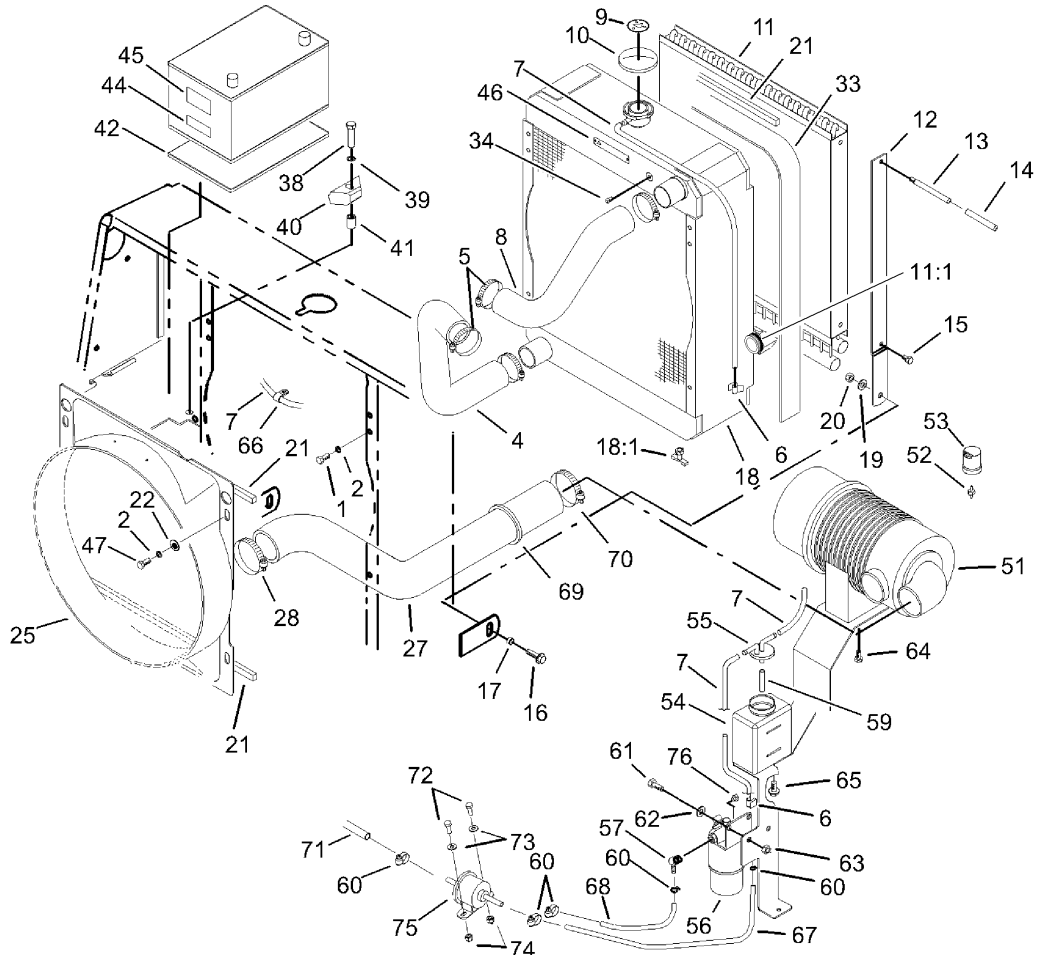
|  |  |  |  |
|--|--|--|--|
|  |  |  |  |
|--|--|--|--|



## Radiator, Oil Cooler and Air Cleaner Assembly

| Ref  | Part No.   | Qty. | Description                      |
|------|------------|------|----------------------------------|
| 1    | 322-3      | 2    | Screw-HH                         |
| 2    | 3253-4     | 6    | Washer-Lock                      |
| 4    | 98-1215    | 1    | Hose-Lower, Radiator             |
| 5    | 2412-92    | 4    | Clamp-Hose                       |
| 6    | 104-5232   | 4    | Clip-Wire                        |
| 7    | 98-7895    | 2    | Tube                             |
| 8    | 98-1214    | 1    | Hose-Radiator, Upper             |
| 9    | 59-8440    | 1    | Decal-Pressure Warning, Radiator |
| 10   | 58-5420    | 1    | Cap-Pressure                     |
| 11   | 58-5540    | 1    | Cooler-Oil                       |
| 11:1 | 340-65     | 2    | O-Ring                           |
| 12   | 92-4753-03 | 2    | Strap-Cooler, Oil                |
| 13   | 75-7790    | 2    | Handle                           |
| 14   | 47-2550    | 2    | Grip-Handle, Bag                 |
| 15   | 48-7680    | 2    | Screw-HH                         |
| 16   | 3234-11    | 2    | Screw-HHF                        |
| 17   | 76-2290    | 2    | Spacer                           |
| 18   | 92-4729    | 1    | Radiator ASM                     |
| 18:1 | 304-46     | 1    | Draincock                        |
| 19   | 3256-24    | 4    | Washer-Flat                      |
| 20   | 3296-39    | 2    | Nut-Lock, NI                     |
| 21   | 68-7575    | 3    | Strip-Sealing                    |
| 22   | 99-2900    | 4    | Washer-Flat                      |
| 25   | 98-1250    | 1    | Shroud-Fan                       |

| Ref | Part No. | Qty. | Description                  |
|-----|----------|------|------------------------------|
| 27  | 98-1234  | 1    | Hose-Intake                  |
| 28  | 2412-42  | 1    | Clamp-Hose                   |
| 33  | 92-6062  | 1    | Foam-Seal, Radiator          |
| 34  | 281-2    | 1    | Plug-Pipe, Square Head       |
| 38  | 323-9    | 1    | Screw-HH                     |
| 39  | 3256-24  | 1    | Washer-Flat                  |
| 40  | 66-2490  | 1    | Retainer-Battery             |
| 41  | 32148-9  | 1    | Insert-Nut                   |
| 42  | 93-1420  | 1    | Tray-Battery                 |
| 44  | 93-6668  | 1    | Decal-Battery                |
| 45  | 93-7276  | 1    | Decal-Danger                 |
| 46  | 93-6681  | 1    | Decal-Warning, Fan           |
| 47  | 322-4    | 4    | Screw-HH                     |
| 51  | 100-2597 | 1    | Air Filter ASM               |
| 52  | 94-1416  | 1    | Indicator Adapter ASM        |
| 53  | 69-1940  | 1    | Indicator-Electrical         |
| 54  | 93-2049  | 1    | Tank-Overflow                |
| 55  | 93-2048  | 1    | Cap-Tank, Overflow           |
| 56  | 104-5218 | 1    | Water / Fuel Sep. Filter ASM |
| 57  | 353-781  | 2    | Fitting-Elbow                |
| 59  | 94-1348  | 1    | Hose-Fuel                    |
| 60  | 2412-108 | 5    | Clamp-Worm                   |
| 61  | 322-5    | 2    | Screw-HH                     |
| 62  | 3256-23  | 2    | Washer-Flat                  |

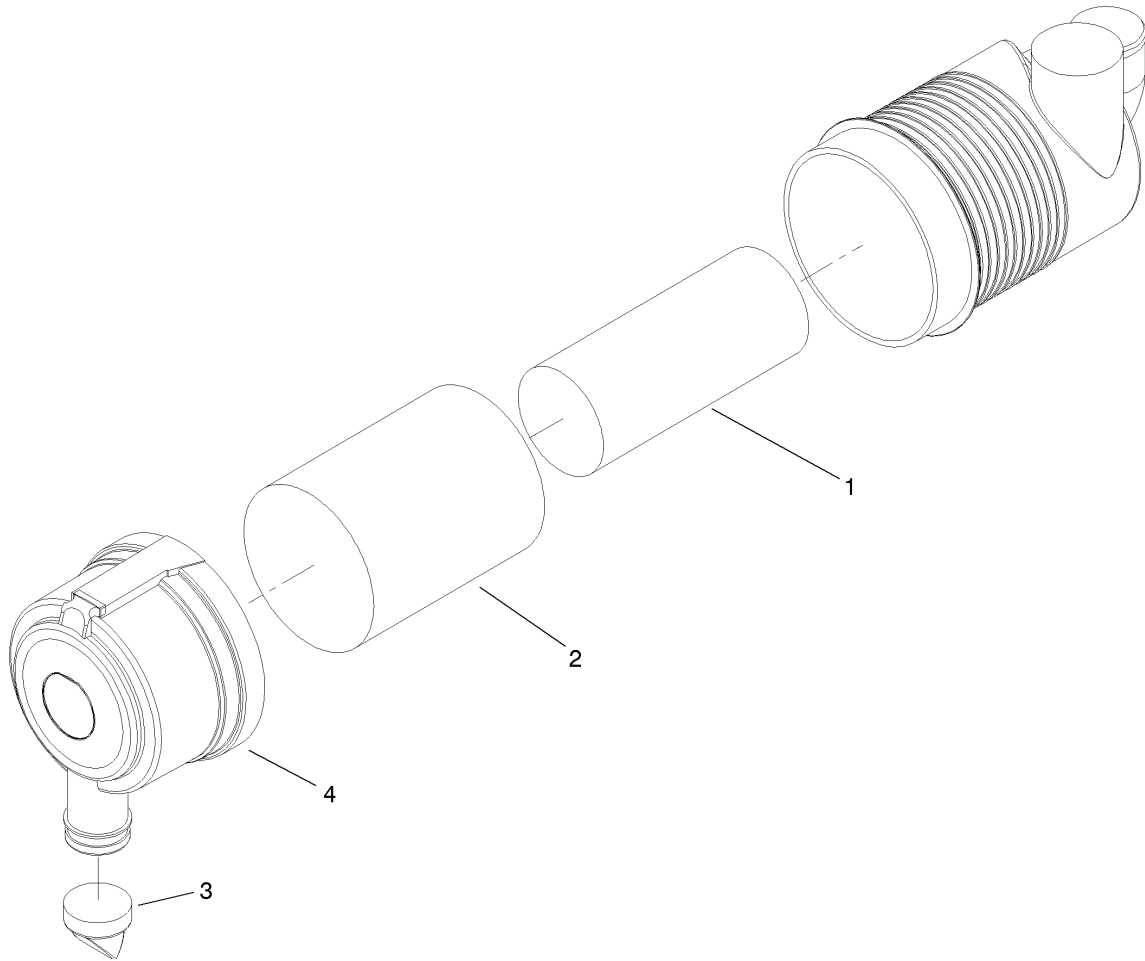


### Radiator, Oil Cooler and Air Cleaner Assembly (continued)

| Ref | Part No.  | Qty. | Description         |
|-----|-----------|------|---------------------|
| 63  | 3296-29   | 2    | Nut-Lock, NI        |
| 64  | 33104-016 | 2    | Screw-HHF           |
| 65  | 33114-016 | 2    | Screw-HH            |
| 66  | 92-6064   | 1    | R Clamp             |
| 67  | 104-4848  | 1    | Hose-Fuel           |
| 68  | 63-7630   | 1    | Hose-Fuel           |
| 69  | 98-7896   | 1    | Trim Lok            |
| 70  | 2412-125  | 1    | Clamp-Hose          |
| 71  | 55-4130   | 1    | Hose-Fuel           |
| 72  | 321-4     | 2    | Screw-HH            |
| 73  | 3256-1    | 2    | Washer-Flat         |
| 74  | 3296-42   | 2    | Nut-Lock, NI        |
| 75  | 104-5215  | 1    | Pump-Fuel, Electric |
| 76  | 281-13    | 2    | Plug-Pipe           |

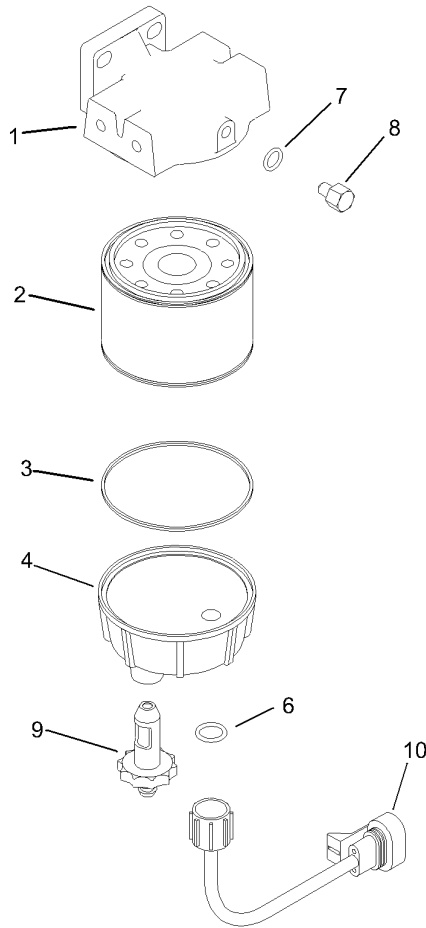
|  |  |  |  |
|--|--|--|--|
|  |  |  |  |
|--|--|--|--|





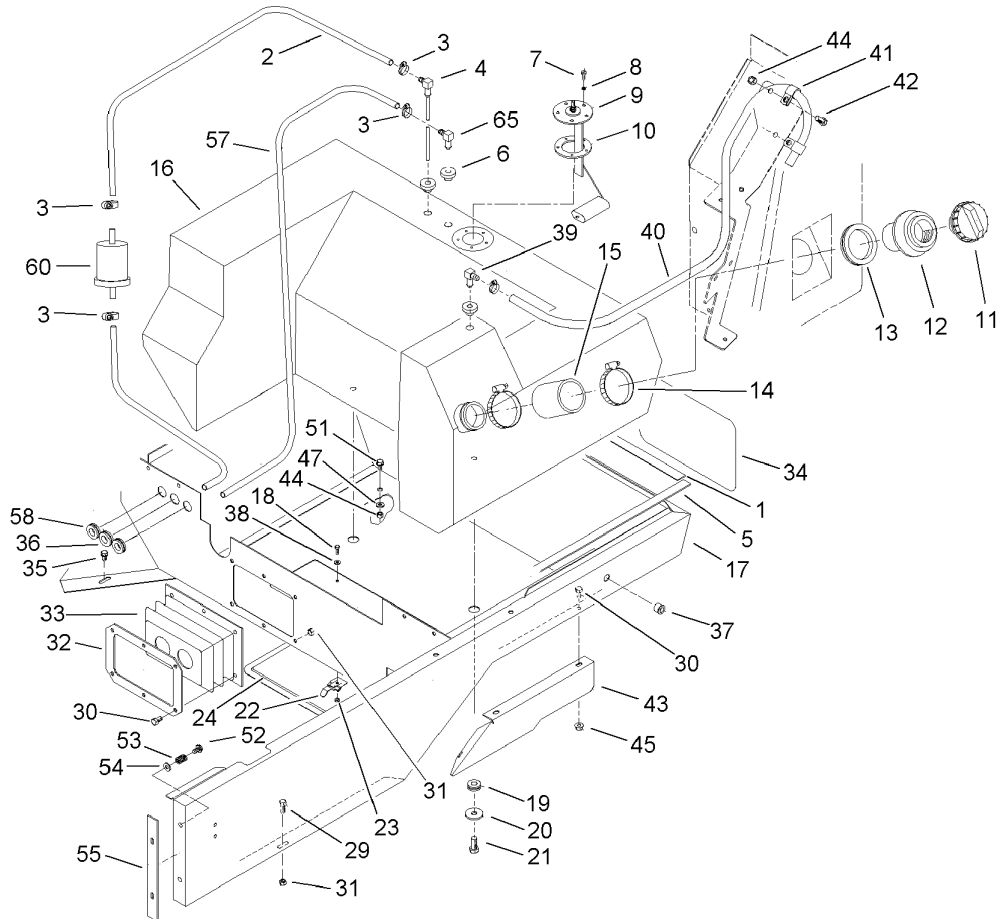
### Air Filter Assembly No. 100-2597

| Ref | Part No. | Qty. | Description      |  |
|-----|----------|------|------------------|--|
| 1   | 93-9162  | 1    | Filter-Primary   |  |
| 2   | 93-9163  | 1    | Filter-Secondary |  |
| 3   | 87-9400  | 1    | Valve-Vacuator   |  |
| 4   | 108-1448 | 1    | Cover ASM        |  |
|     |          |      |                  |  |
|     |          |      |                  |  |
|     |          |      |                  |  |
|     |          |      |                  |  |
|     |          |      |                  |  |
|     |          |      |                  |  |
|     |          |      |                  |  |
|     |          |      |                  |  |



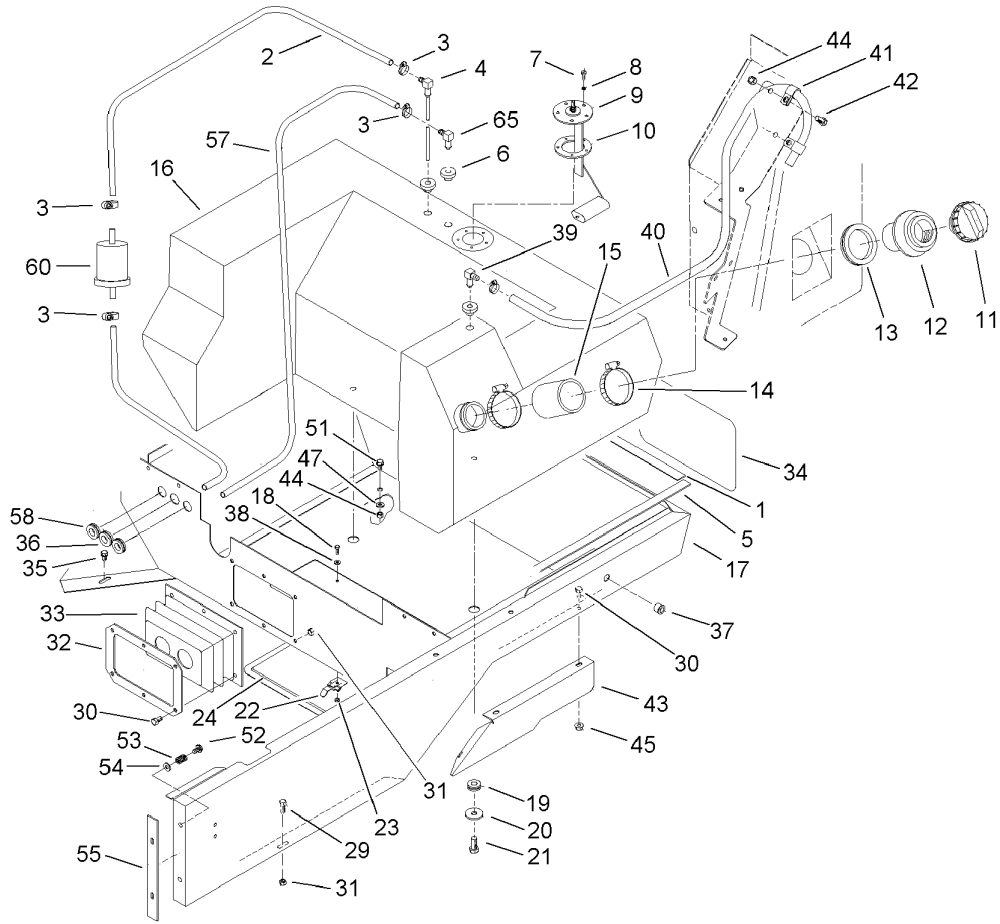
## Fuel Filter Assembly No. 104-5218

| Ref | Part No. | Qty. | Description         |  |
|-----|----------|------|---------------------|--|
| 1   | 98-9772  | 1    | Head-Filter         |  |
| 2   | 98-9764  | 1    | Element             |  |
| 3   | 98-9774  | 1    | O-Ring-Base, Filter |  |
| 4   | 98-9775  | 1    | Base-Filter         |  |
| 6   | 237-42   | 1    | O-Ring              |  |
| 7   | 237-78   | 1    | O-Ring              |  |
| 8   | 98-9776  | 1    | Plug-Head, Filter   |  |
| 9   | 98-9777  | 1    | Drain Valve ASM     |  |
| 10  | 104-5219 | 1    | Probe-Water         |  |



## Fuel Tank and Lower Body Assembly

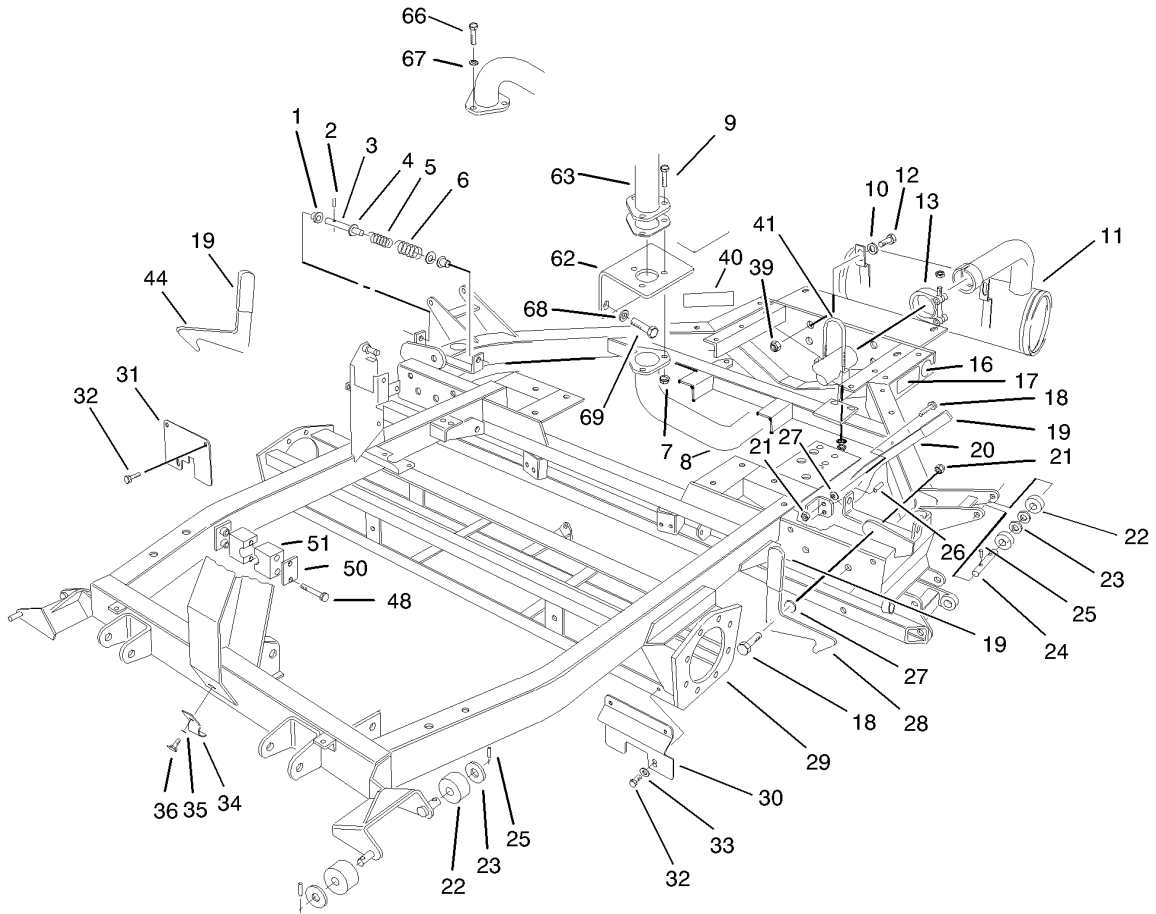
| Ref | Part No.    | Qty. | Description      | Ref | Part No.   | Qty. | Description         |
|-----|-------------|------|------------------|-----|------------|------|---------------------|
| 1   | 92-5671     | 1    | Strip-Sealing    | 29  | 3234-4     | 1    | Screw-HHF           |
| 2   | 94-1348     | 1    | Hose-Fuel        | 30  | 321-2      | 9    | Screw-HH            |
| 3   | 2412-108    | 5    | Clamp-Worm       | 31  | 3296-56    | 7    | Nut-Lock, NI        |
| 4   | 92-9266     | 1    | Standpipe        | 32  | 92-5653-03 | 1    | Ring-Clamp          |
| 5   | 92-5670     | 2    | Strip-Sealing    | 33  | 92-5269    | 1    | Bellows             |
| 6   | 46-6560     | 3    | Bushing          | 34  | 92-1242    | 1    | Decal               |
| 7   | 32122-24    | 5    | Screw-Pth        | 35  | 3234-13    | 2    | Screw-HHF           |
| 8   | 3253-15     | 5    | Washer-Lock      | 36  | 240-9      | 3    | Grommet             |
| 9   | 92-9267     | 1    | Sender-Fuel      | 37  | 32148-9    | 2    | Insert-Nut          |
| 10  | 62-7650     | 1    | Gasket           | 38  | 3256-51    | 4    | Washer-Flat         |
| 11  | 93-3102     | 1    | Cap-Fuel         | 39  | 46-6550    | 1    | Fitting-Hyd, 90 DEG |
| 12  | 92-5674     | 1    | Neck-Fill, Fuel  | 40  | 92-9283    | 1    | Hose-Fuel           |
| 13  | 92-5675     | 1    | Grommet          | 41  | 92-6064    | 2    | R Clamp             |
| 14  | 2412-42     | 2    | Clamp-Hose       | 42  | 322-3      | 2    | Screw-HH            |
| 15  | 92-9272     | 1    | Hose-Fill, Fuel  | 43  | 92-6069-03 | 1    | Shield-Exhaust      |
| 16  | 93-1402     | 1    | Tank-Fuel        | 44  | 3296-29    | 4    | Nut-Lock, NI        |
| 17  | 104-5266-03 | 1    | Body-Lower       | 45  | 32128-33   | 3    | Nut-HF              |
| 18  | 32144-1     | 4    | Screw-Taptite    | 47  | 3256-23    | 2    | Washer-Flat         |
| 19  | 240-11      | 2    | Bushing-Flange   | 51  | 3234-17    | 2    | Screw-HHF           |
| 20  | 63-8410     | 2    | Washer           | 52  | 94-8270    | 4    | Bolt-Shoulder       |
| 21  | 323-5       | 2    | Screw-HH         | 53  | 63-4220    | 4    | Spring-Compression  |
| 22  | 52-9590     | 4    | Latch-Screen     | 54  | 3256-78    | 4    | Washer-Flat         |
| 23  | 3296-12     | 4    | Nut-Lock         | 55  | 94-8258    | 2    | Strip-Seal          |
| 24  | 92-5654-03  | 1    | Panel-Out, Clean | 57  | 100-6588   | 1    | Hose-Return         |



## Fuel Tank and Lower Body Assembly (continued)

| Ref | Part No. | Qty. | Description  |
|-----|----------|------|--------------|
| 58  | 60-4350  | 1    | Grommet      |
| 60  | 98-7612  | 1    | Filter-Fuel  |
| 65  | 104-5228 | 1    | Elbow-90 DEG |

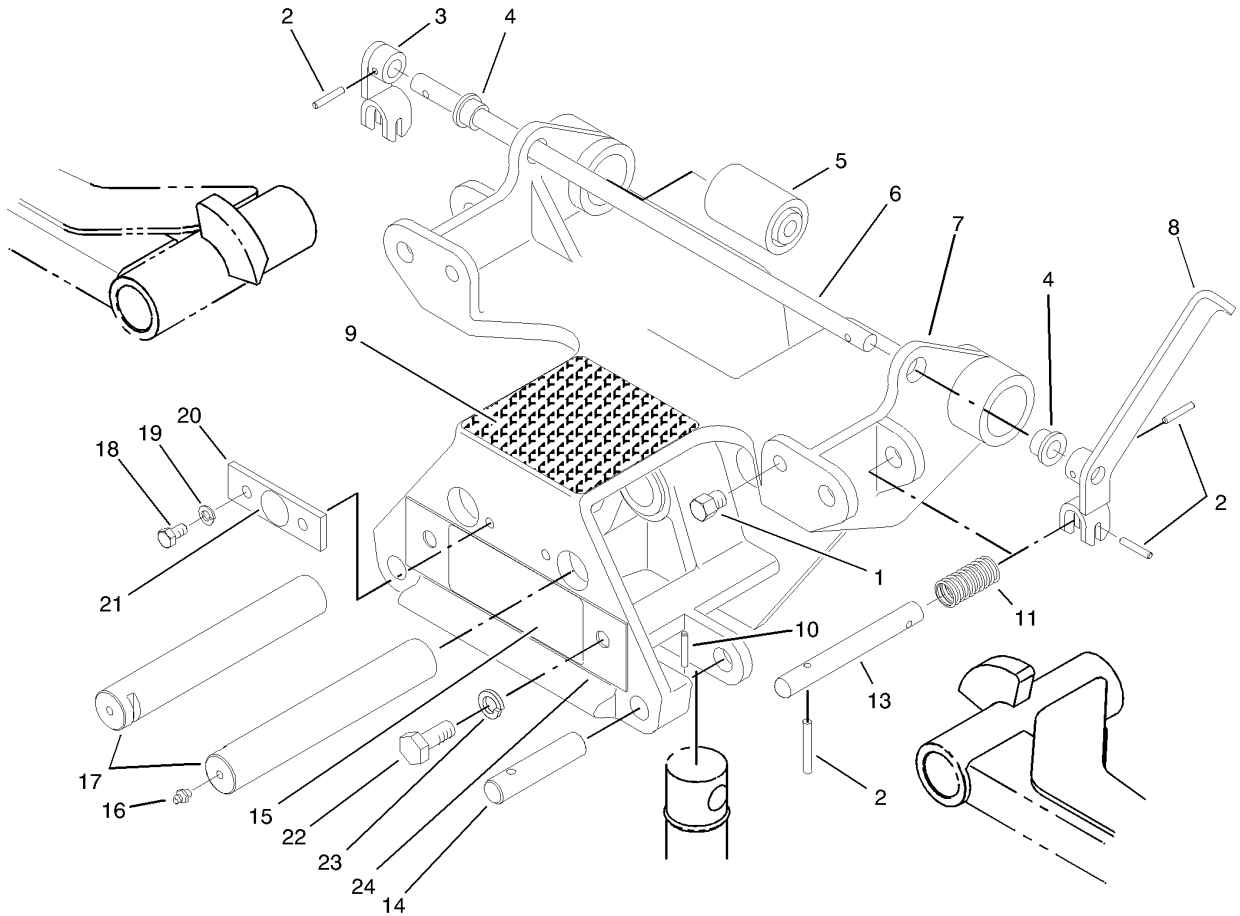
|  |  |  |  |
|--|--|--|--|
|  |  |  |  |
|--|--|--|--|



## Frame and Muffler Assembly

| Ref | Part No.   | Qty. | Description         |
|-----|------------|------|---------------------|
| 1   | 58-2800    | 4    | Bushing             |
| 2   | 60-3720    | 2    | Pin-Roll            |
| 3   | 58-2810    | 2    | Rod                 |
| 4   | 3256-7     | 4    | Washer-Flat         |
| 5   | 48-6780    | 2    | Spring-Compression  |
| 6   | 60-1240    | 2    | Spring              |
| 7   | 3296-29    | 3    | Nut-Lock, NI        |
| 8   | 98-1230-03 | 1    | Tube-Lower          |
| 9   | 322-7      | 3    | Screw-HH            |
| 10  | 3256-24    | 4    | Washer-Flat         |
| 11  | 92-5273    | 1    | Muffler             |
| 12  | 323-9      | 4    | Screw-HH            |
| 13  | 2412-132   | 1    | Clamp               |
| 16  | 58-6520    | 3    | Decal-Grease        |
| 17  | 93-9405    | 2    | Decal-Pressure, Air |
| 18  | 33116-030  | 3    | Screw-HH            |
| 19  | 48-7081    | 3    | Grip-Plastic        |
| 20  | 86-6570-03 | 1    | Latch               |
| 21  | 51-2070    | 3    | Nut                 |
| 22  | 82-4910    | 8    | Roller              |
| 23  | 51-2060    | 8    | Washer              |
| 24  | 60-0160    | 2    | Pin                 |
| 25  | 60-2110    | 8    | Pin                 |
| 26  | 48-8830    | 1    | Pin-Expansion       |

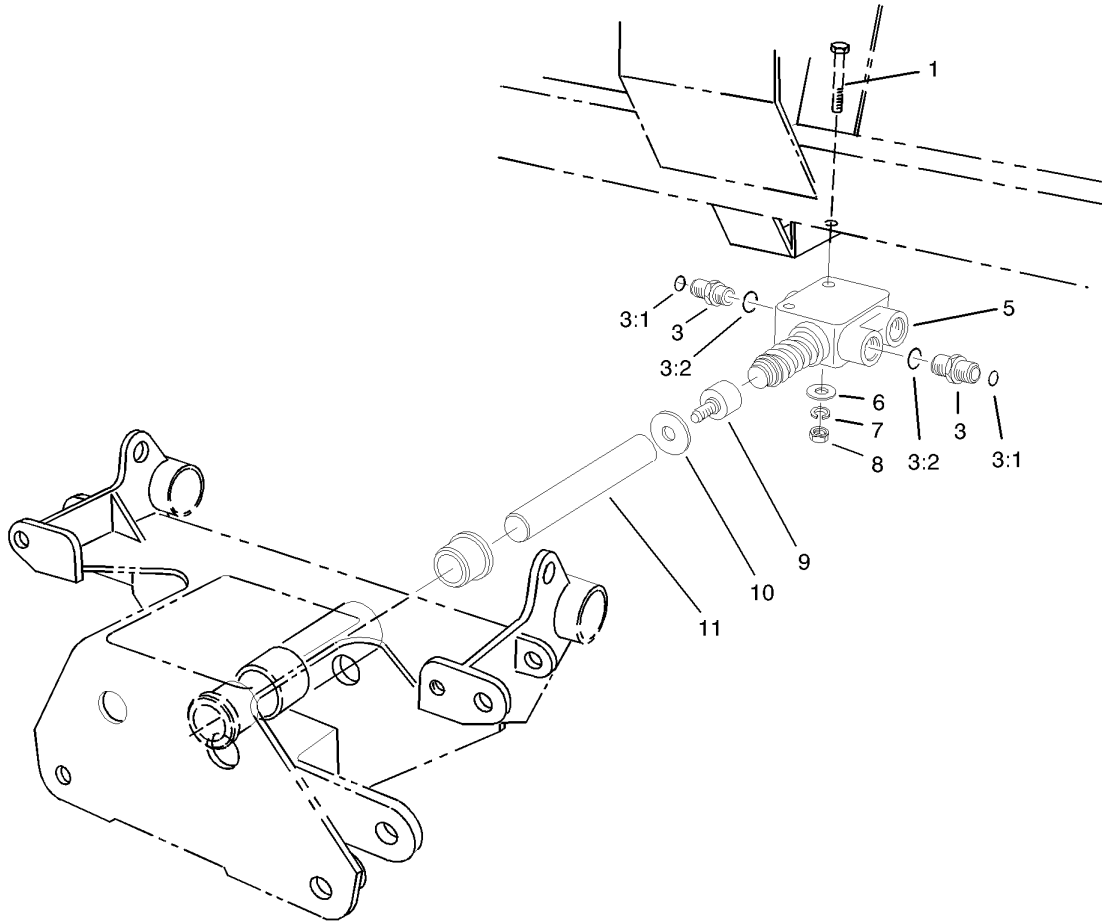
| Ref | Part No.   | Qty. | Description         |
|-----|------------|------|---------------------|
| 27  | 48-8850    | 3    | Spring-Disc         |
| 28  | 86-6590-03 | 1    | Latch-LH            |
| 29  | 94-8268-01 | 1    | Frame ASM           |
| 30  | 60-4190-03 | 1    | Shield-Grass, LH    |
| 31  | 60-4200-03 | 1    | Shield-Grass, RH    |
| 32  | 48-6900    | 6    | Screw               |
| 33  | 33093-00   | 2    | Washer-Flat         |
| 34  | 60-2080    | 1    | Clamp-Hose          |
| 35  | 42-9850    | 1    | Washer-Lock, Spring |
| 36  | 48-7680    | 1    | Screw-HH            |
| 39  | 3296-39    | 4    | Nut-Lock, NI        |
| 40  | 88-6700    | 1    | Decal-Ansi          |
| 41  | 76-3560    | 1    | Clamp               |
| 44  | 86-6580-03 | 1    | Latch-RH            |
| 48  | 321-9      | 2    | Screw-HH            |
| 50  | 82-2980    | 1    | Plate-Cover         |
| 51  | 82-2990    | 2    | Clamp-Half          |
| 62  | 98-1246-03 | 1    | Bracket-Exhaust     |
| 63  | 98-1231-03 | 1    | Tube-Upper          |
| 66  | 33114-025  | 3    | Screw-HH            |
| 67  | 42-9850    | 3    | Washer-Lock, Spring |
| 68  | 43-5940    | 2    | Lockwasher-Spring   |
| 69  | 42-9250    | 2    | Bolt                |



## Front Carrier Assembly

| Ref | Part No.   | Qty. | Description                    |
|-----|------------|------|--------------------------------|
| 1   | 82-9250    | 2    | Stud-Threaded                  |
| 2   | 60-2000    | 6    | Pin                            |
| 3   | 60-1750-03 | 1    | Lever-Latching, RH             |
| 4   | 60-1990    | 2    | Bushing                        |
| 5   | 47-7010    | 2    | Bushing-Rubber                 |
| 6   | 60-1820    | 1    | Shaft-Pivot, Latch             |
| 7   | 74-2920-03 | 1    | Carrier-Front                  |
| 8   | 60-1780-03 | 1    | Lever-Latching, LH             |
| 9   | 82-9370    | 1    | Pad-Step, Front                |
| 10  | 32121-84   | 2    | Pin-Coil                       |
| 11  | 60-0670    | 2    | Spring                         |
| 13  | 82-9360    | 2    | Rod-Latch                      |
| 14  | 58-2720    | 2    | Pin                            |
| 15  | 93-9400    | 1    | Decal-Danger                   |
| 16  | 302-5      | 2    | Fitting-Grease                 |
| 17  | 60-0090    | 2    | Pin-Pivot, Lift Arms No. 1,2,3 |
| 18  | 322-2      | 2    | Screw-HH                       |
| 19  | 3253-4     | 2    | Washer-Lock                    |
| 20  | 60-0190    | 1    | Strip                          |
| 21  | 58-6520    | 1    | Decal-Grease                   |
| 22  | 325-2      | 2    | Screw-HH                       |
| 23  | 3253-7     | 2    | Washer-Lock                    |
| 24  | 84-6480    | 1    | Plate-Decal                    |

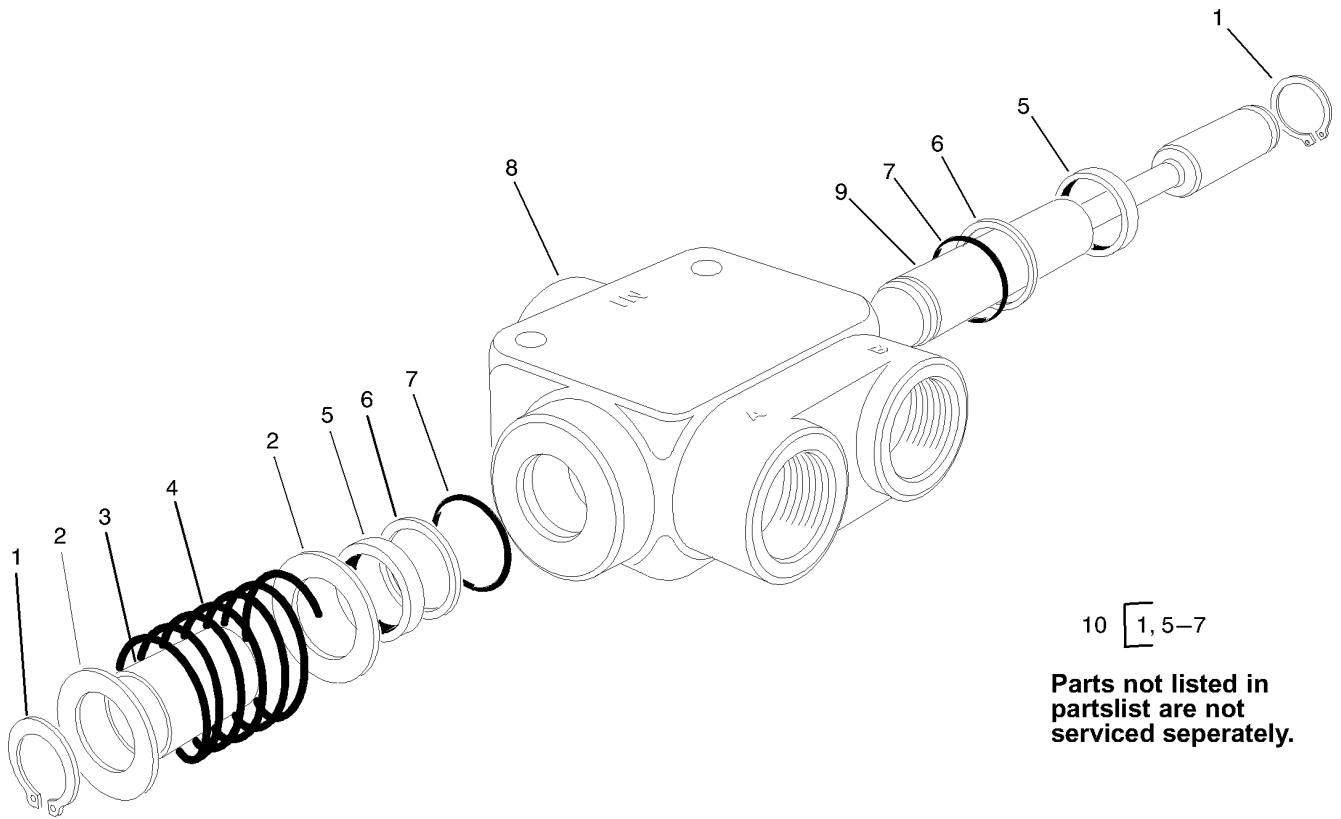
|  |  |  |  |
|--|--|--|--|
|  |  |  |  |
|--|--|--|--|



## Front Reel Shut-Off Assembly

| Ref | Part No. | Qty. | Description    |
|-----|----------|------|----------------|
| 1   | 322-12   | 2    | Screw-HH       |
| 3   | 340-7    | 3    | Adapter        |
| 3:1 | 237-65   | 1    | O-Ring         |
| 3:2 | 237-80   | 1    | O-Ring         |
| 5   | 58-5460  | 1    | Valve-Selector |
| 6   | 3256-23  | 2    | Washer-Flat    |
| 7   | 3253-4   | 2    | Washer-Lock    |
| 8   | 3217-6   | 2    | Nut-Hex        |
| 9   | 59-7140  | 1    | Bushing-Rubber |
| 10  | 3256-68  | 3    | Washer-Flat    |
| 11  | 60-0300  | 1    | Rod-Push       |

|  |  |  |  |
|--|--|--|--|
|  |  |  |  |
|--|--|--|--|



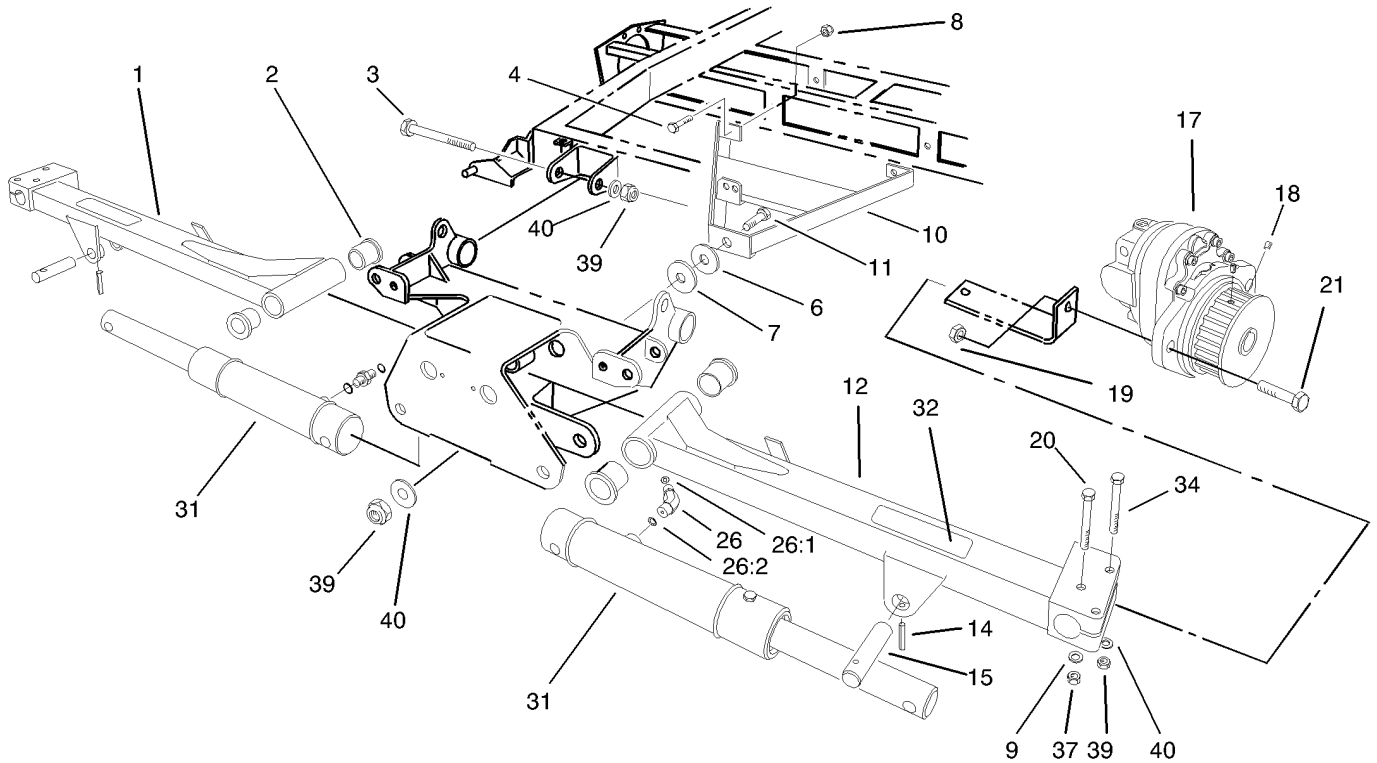
10 [ 1, 5-7

Parts not listed in partslist are not serviced seperately.

### Reel Shut-Off Valve Assembly No. 58-5460

| Ref | Part No. | Qty. | Description     |
|-----|----------|------|-----------------|
| 2   | 59-7820  | 2    | Washer          |
| 3   |          | 1    | Spacer          |
| 4   | 59-7840  | 1    | Spring          |
| 8   |          | 1    | Body            |
| 9   |          | 1    | Spool           |
| 10  | 59-7890  | 1    | Seal Repair Kit |

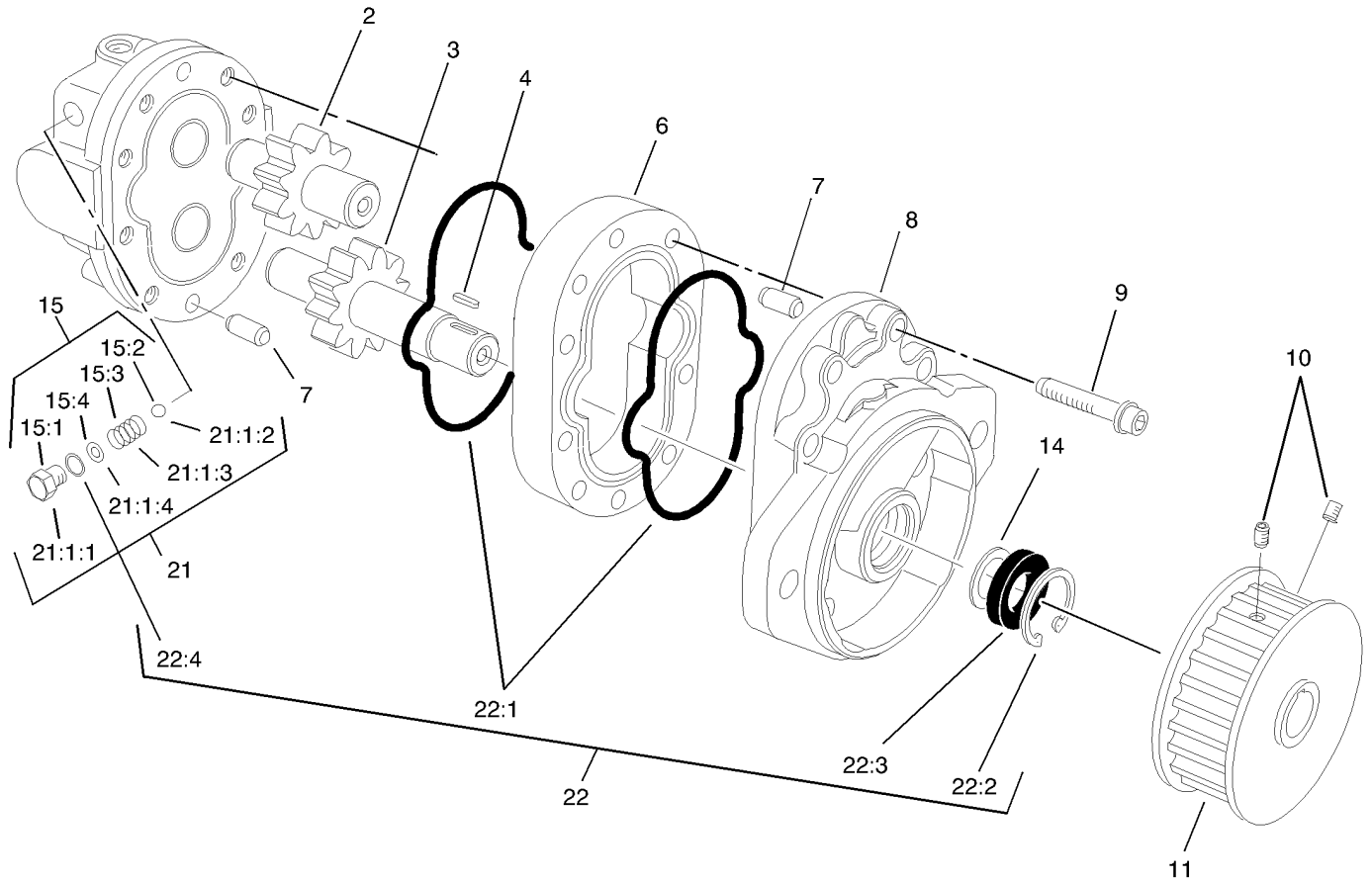




## Front Lift Arm and A-Frame Assembly

| Ref  | Part No.   | Qty. | Description         |
|------|------------|------|---------------------|
| 1    | 92-9291-01 | 1    | Arm-Lift, No. 3     |
| 2    | 68-6480    | 4    | Bushing-Flange      |
| 3    | 325-17     | 2    | Screw-HH            |
| 4    | 323-7      | 2    | Screw-HH            |
| 6    | 52-6180    | 3    | Spacer              |
| 7    | 60-3250    | 1    | Washer              |
| 8    | 3290-357   | 2    | Nut-HHF             |
| 9    | 3256-56    | 2    | Washer-Flat         |
| 10   | 92-9246-03 | 1    | A-Frame             |
| 11   | 325-7      | 1    | Screw-HH            |
| 12   | 92-9290-01 | 1    | Arm-Lift, No. 2     |
| 14   | 60-1280    | 2    | Pin                 |
| 15   | 58-4380    | 2    | Pin                 |
| 17   | 93-1412    | 2    | HYD Motor ASM       |
| 18   | 3246-17    | 4    | Setscrew-HSH        |
| 19   | 3296-48    | 2    | Nut-Lock, NI        |
| 20   | 323-14     | 2    | Screw-HH            |
| 21   | 324-6      | 2    | Screw-HH            |
| 26   | 340-87     | 2    | Fitting-Hyd, 45 DEG |
| 26:1 | 237-22     | 1    | O-Ring              |
| 26:2 | 237-42     | 1    | O-Ring              |
| 31   | 104-5225   | 2    | Cylinder-HYD        |
| 32   | 93-7331    | 2    | Decal-Warning       |
| 34   | 325-34     | 4    | Screw-HH            |

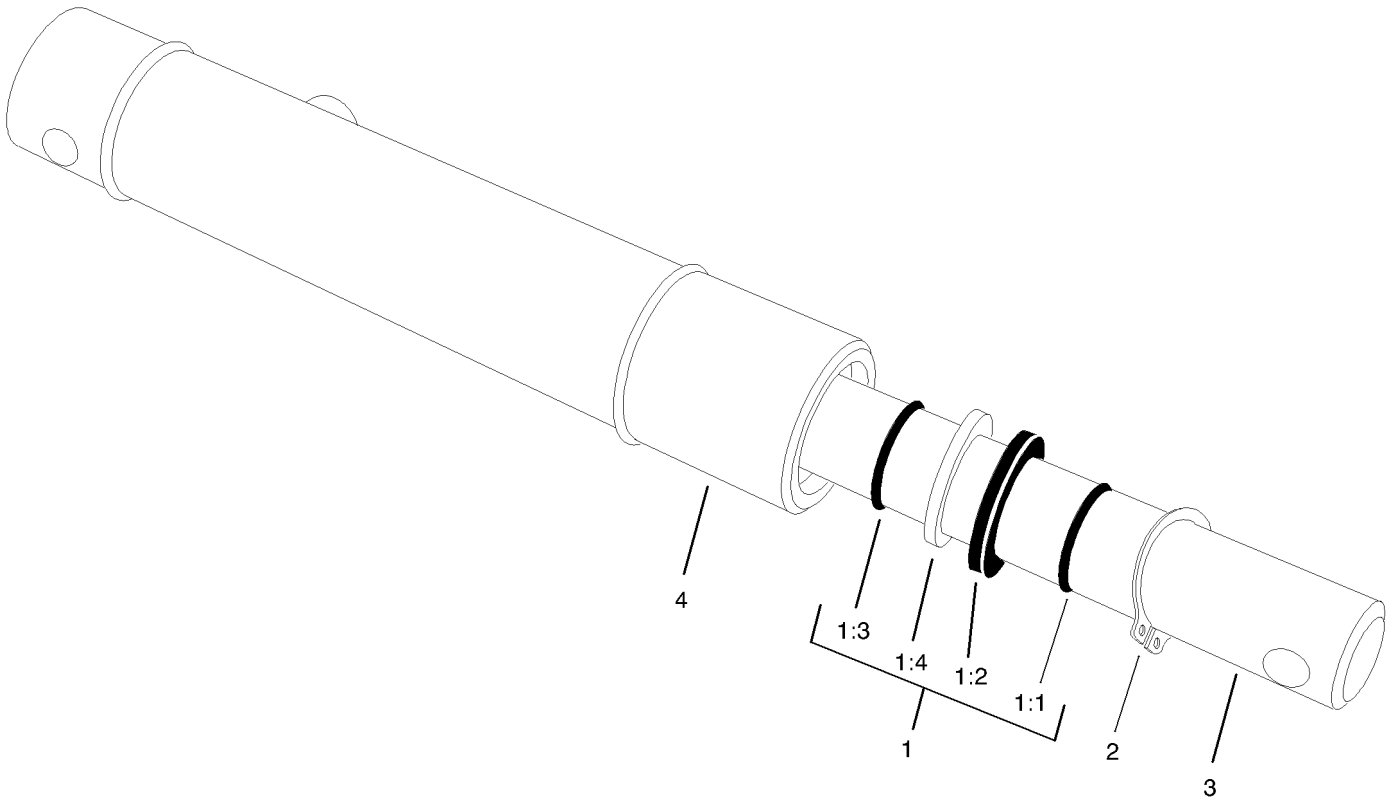
| Ref | Part No. | Qty. | Description  |
|-----|----------|------|--------------|
| 37  | 3296-39  | 2    | Nut-Lock, NI |
| 39  | 3296-23  | 7    | Nut-Lock, NI |
| 40  | 3256-26  | 7    | Washer-Flat  |



## Reel Motor Assembly No. 93-1412

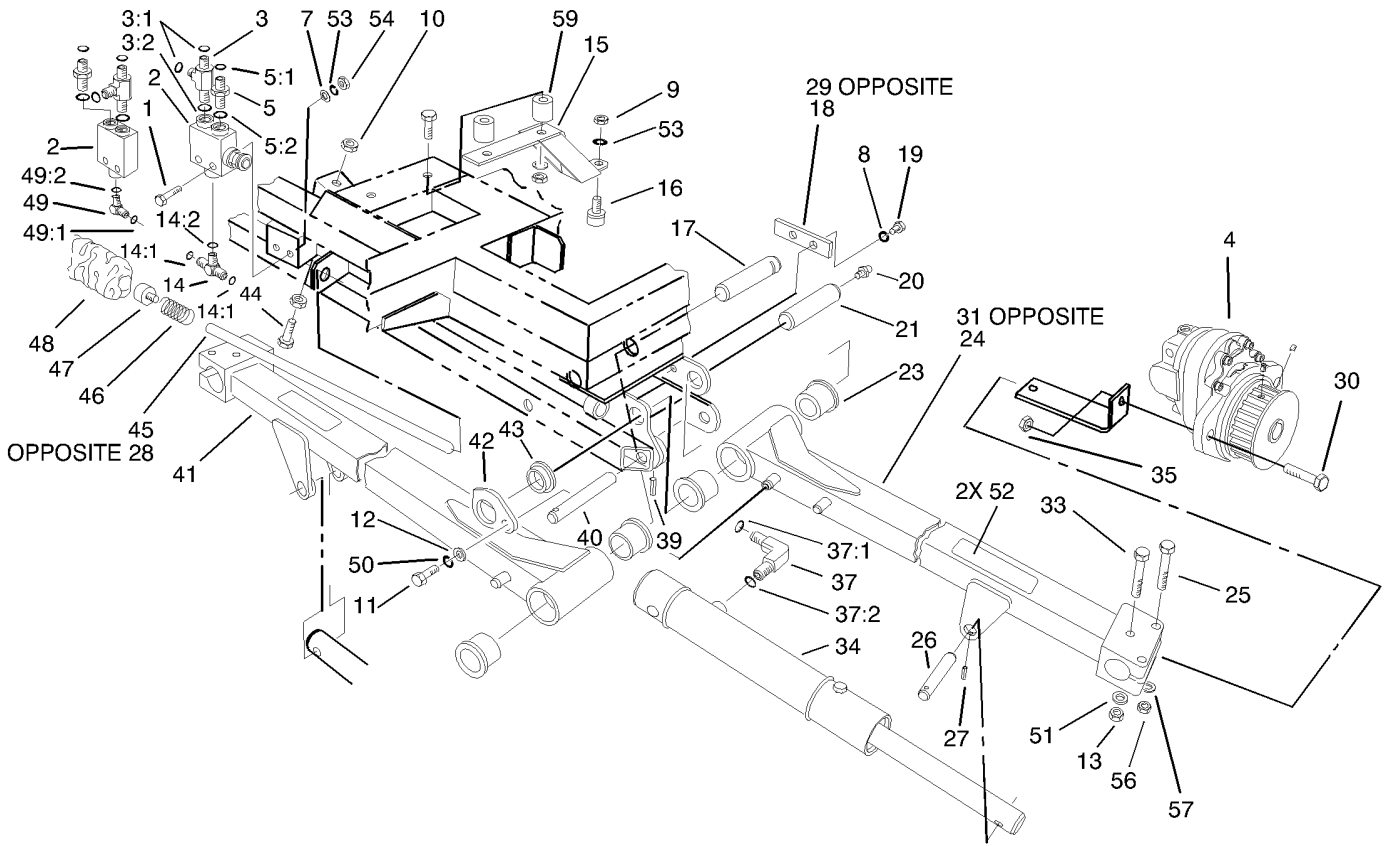
| Ref      | Part No. | Qty. | Description      |
|----------|----------|------|------------------|
| 2        | 66-5750  | 1    | Idler Gear ASM   |
| 3        | 66-5760  | 1    | Drive Gear ASM   |
| 4        | 47-2380  | 1    | Key-Square       |
| 6        | 66-5740  | 1    | Body ASM         |
| 7        | 42-2010  | 2    | Pin-Dowel        |
| 8        | 66-5730  | 1    | Front Plate ASM  |
| 9        | 66-5770  | 8    | Capscrew         |
| 10       | 3246-17  | 2    | Setscrew-HSH     |
| 11       | 47-7150  | 1    | Pulley-Drive     |
| 14       | 60-5890  | 1    | Washer           |
| 15       | 92-9260  | 2    | Relief Valve Kit |
| ● 15:1   |          | 2    | Plug             |
| ● 15:2   |          | 2    | Ball             |
| ● 15:3   |          | 2    | Spring           |
| ● 15:4   |          | 2    | Shim             |
| 21       | 92-9259  | 1    | Backplate ASM    |
| ● 21:1:1 |          | 2    | Plug             |
| ● 21:1:2 |          | 2    | Ball             |
| ● 21:1:3 |          | 2    | Spring           |
| ● 21:1:4 |          | 2    | Shim             |
| 22       | 93-1413  | 1    | Seal Kit         |
| 22:1     | 59-8420  | 2    | Ring             |
| 22:2     | 59-8320  | 1    | Ring-Retaining   |
| 22:3     | 66-5710  | 1    | Seal-Shaft       |

| Ref    | Part No. | Qty. | Description |
|--------|----------|------|-------------|
| ● 22:4 |          | 2    | O-Ring      |



### Hydraulic Cylinder Assembly No. 104-5225

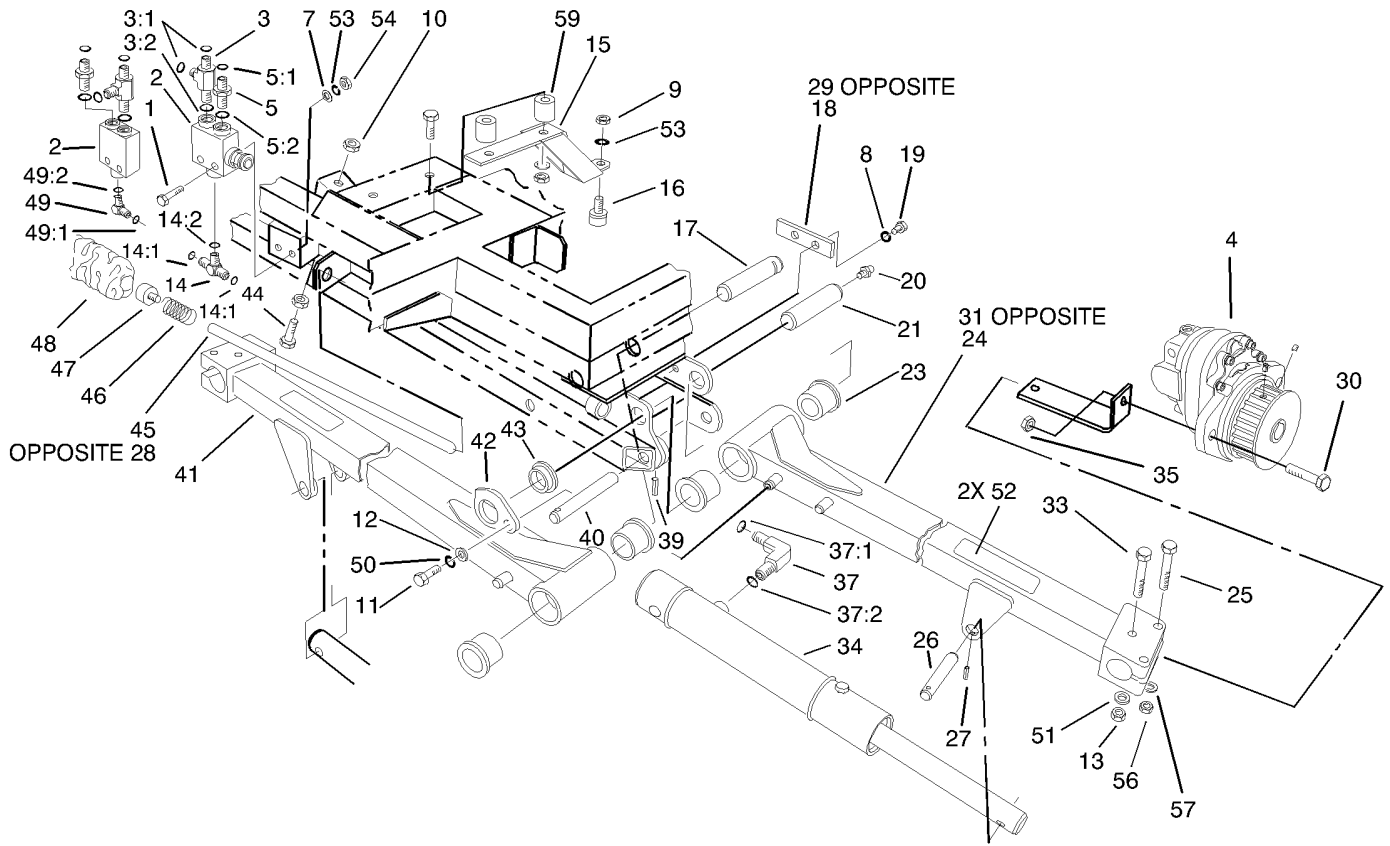
| Ref | Part No. | Qty. | Description    |
|-----|----------|------|----------------|
| 1   | 104-5227 | 1    | Repair Kit     |
| 1:1 |          | 1    | O-Ring         |
| 1:2 |          | 1    | Backup         |
| 1:3 |          | 1    | Seal-Rod       |
| 1:4 |          | 1    | Seal-Dust      |
| 2   | 76-0050  | 1    | Retaining Ring |
| 3   |          | 1    | Rod            |
| 4   |          | 1    | Barrel         |



## Rear Lift Arm and Shut-Off Assembly

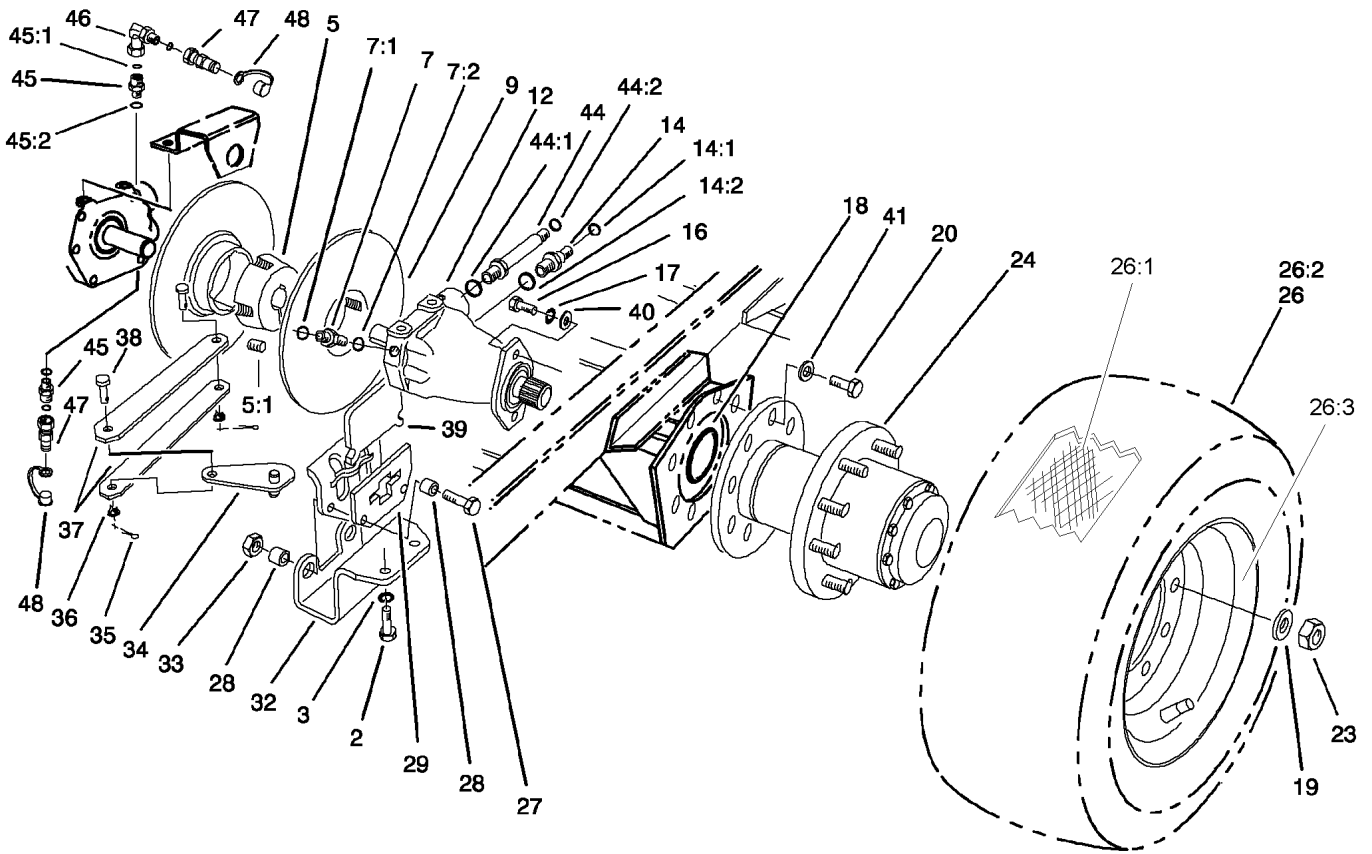
| Ref  | Part No.    | Qty. | Description                    |
|------|-------------|------|--------------------------------|
| 1    | 322-12      | 4    | Screw-HH                       |
| 2    | 58-5460     | 2    | Valve-Selector                 |
| 3    | 340-22      | 2    | Fitting-Hyd, Tee               |
| 3:1  | 237-65      | 2    | O-Ring                         |
| 3:2  | 237-80      | 1    | O-Ring                         |
| 4    | 93-1412     | 3    | HYD Motor ASM                  |
| 5    | 340-7       | 2    | Adapter                        |
| 5:1  | 237-65      | 1    | O-Ring                         |
| 5:2  | 237-80      | 1    | O-Ring                         |
| 7    | 3256-23     | 4    | Washer-Flat                    |
| 8    | 42-9850     | 4    | Washer-Lock, Spring            |
| 9    | 33014-00    | 2    | Nut-Hex                        |
| 10   | 48-9530     | 2    | Nut                            |
| 11   | 323-6       | 2    | Screw-HH                       |
| 12   | 3256-3      | 2    | Washer-Flat                    |
| 13   | 3296-39     | 3    | Nut-Lock, NI                   |
| 14   | 340-93      | 1    | Tee-Adapter                    |
| 14:1 | 237-65      | 2    | O-Ring                         |
| 14:2 | 237-80      | 1    | O-Ring                         |
| 15   | 105-9271-01 | 2    | Bracket-Bumper                 |
| 16   | 48-3280     | 2    | Stop-Bump                      |
| 17   | 60-0090     | 1    | Pin-Pivot, Lift Arms No. 1,2,3 |
| 18   | 60-0190     | 1    | Strip                          |
| 19   | 33114-016   | 4    | Screw-HH                       |

| Ref  | Part No.   | Qty. | Description                    |
|------|------------|------|--------------------------------|
| 20   | 302-5      | 3    | Fitting-Grease                 |
| 21   | 60-0100    | 2    | Pin-Pivot, Lift Arms No. 4 & 5 |
| 23   | 68-6480    | 6    | Bushing-Flange                 |
| 24   | 92-9296-01 | 1    | Arm-Lift, No. 4                |
| 25   | 325-34     | 6    | Screw-HH                       |
| 26   | 58-4380    | 3    | Pin                            |
| 27   | 60-1280    | 3    | Pin                            |
| 28   | 60-1350    | 1    | Rod-Push, No. 5 Bypass Valve   |
| 29   | 60-1640    | 1    | Strip                          |
| 30   | 324-6      | 3    | Screw-HH                       |
| 31   | 92-9297-01 | 1    | Arm-Lift, No. 5                |
| 33   | 323-14     | 3    | Screw-HH                       |
| 34   | 104-5225   | 3    | Cylinder-HYD                   |
| 35   | 3296-48    | 3    | Nut-Lock, NI                   |
| 37   | 340-77     | 3    | Fitting-Hyd, 90 DEG            |
| 37:1 | 237-22     | 1    | O-Ring                         |
| 37:2 | 237-42     | 1    | O-Ring                         |
| 39   | 32121-84   | 3    | Pin-Coil                       |
| 40   | 58-2720    | 3    | Pin                            |
| 41   | 92-9289-01 | 1    | Arm-Lift, No. 1                |
| 42   | 58-9210    | 2    | Cam                            |
| 43   | 60-0080    | 2    | Bushing                        |
| 44   | 53-5940    | 1    | Screw                          |
| 45   | 60-1340    | 1    | Rod-Push, No. 4 Bypass Valve   |



### Rear Lift Arm and Shut-Off Assembly (continued)

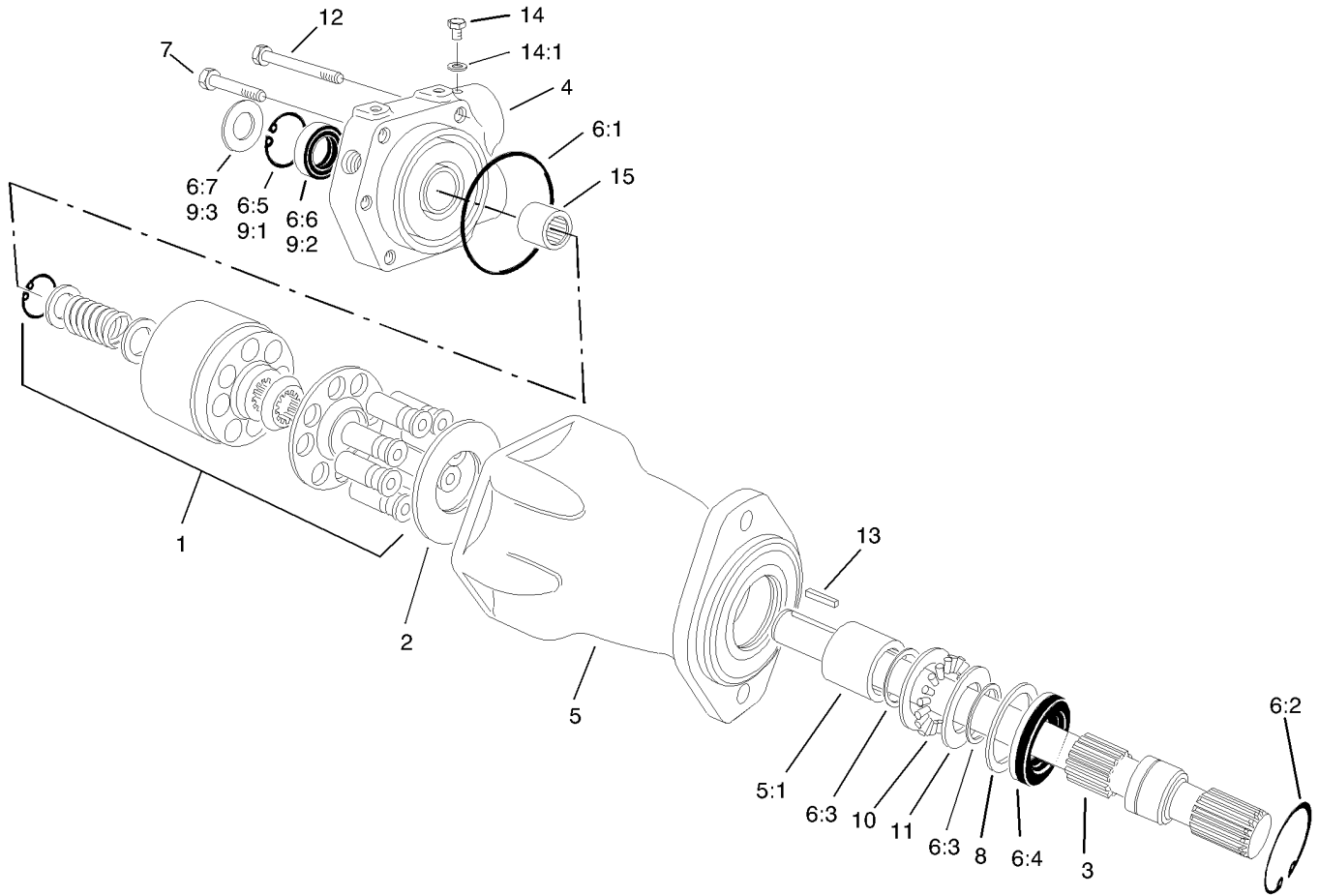
| Ref  | Part No. | Qty. | Description         |
|------|----------|------|---------------------|
| 46   | 58-3570  | 2    | Spring              |
| 47   | 59-7140  | 2    | Bushing-Rubber      |
| 48   | 58-9630  | 2    | Sleeve              |
| 49   | 340-17   | 1    | Fitting-Hyd, 90 DEG |
| 49:1 | 237-65   | 1    | O-Ring              |
| 49:2 | 237-80   | 1    | O-Ring              |
| 50   | 3253-5   | 2    | Washer-Lock         |
| 51   | 3256-56  | 3    | Washer-Flat         |
| 52   | 93-7331  | 3    | Decal-Warning       |
| 53   | 3253-4   | 6    | Washer-Lock         |
| 54   | 3217-6   | 4    | Nut-Hex             |
| 56   | 3296-23  | 6    | Nut-Lock, NI        |
| 57   | 3256-26  | 6    | Washer-Flat         |
| 59   | 80-7590  | 4    | Spacer              |



## Front Wheel and Motor Assembly

| Ref  | Part No.    | Qty. | Description              |
|------|-------------|------|--------------------------|
| 2    | 322-3       | 4    | Screw-HH                 |
| 3    | 3253-4      | 4    | Washer-Lock              |
| 5    | 23-1840     | 2    | Bushing-Taperlock        |
| 5:1  | 60-6620     | 2    | Screw-Set                |
| 7    | 340-2       | 2    | Fitting-Hyd, Straight    |
| 7:1  | 237-22      | 1    | O-Ring                   |
| 7:2  | 237-42      | 1    | O-Ring                   |
| 9    | 58-0070     | 2    | Disc Brake ASM           |
| 12   | 58-5430     | 2    | Piston Motor ASM         |
| 14   | 340-9       | 2    | Fitting-Hyd, Straight    |
| 14:1 | 237-58      | 1    | O-Ring                   |
| 14:2 | 237-81      | 1    | O-Ring                   |
| 16   | 323-18      | 4    | Screw-HH                 |
| 17   | 3253-5      | 4    | Washer-Lock              |
| 18   | 353-949     | 2    | O-Ring                   |
| 19   | 3253-7      | 18   | Washer-Lock              |
| 20   | 327-3       | 16   | Screw-HH                 |
| 23   | 3219-5      | 18   | Nut-Hex                  |
| 24   | 108-1434-03 | 2    | Planetary Gear Drive ASM |
| 26   | 66-5660     | 2    | Wheel And Tire ASM       |
| 26:1 | 58-5620     | 1    | Tube                     |
| 26:2 | 63-4480     | 1    | Tire                     |
| 26:3 | 58-5610     | 1    | Rim                      |
| 27   | 323-20      | 4    | Screw-HH                 |

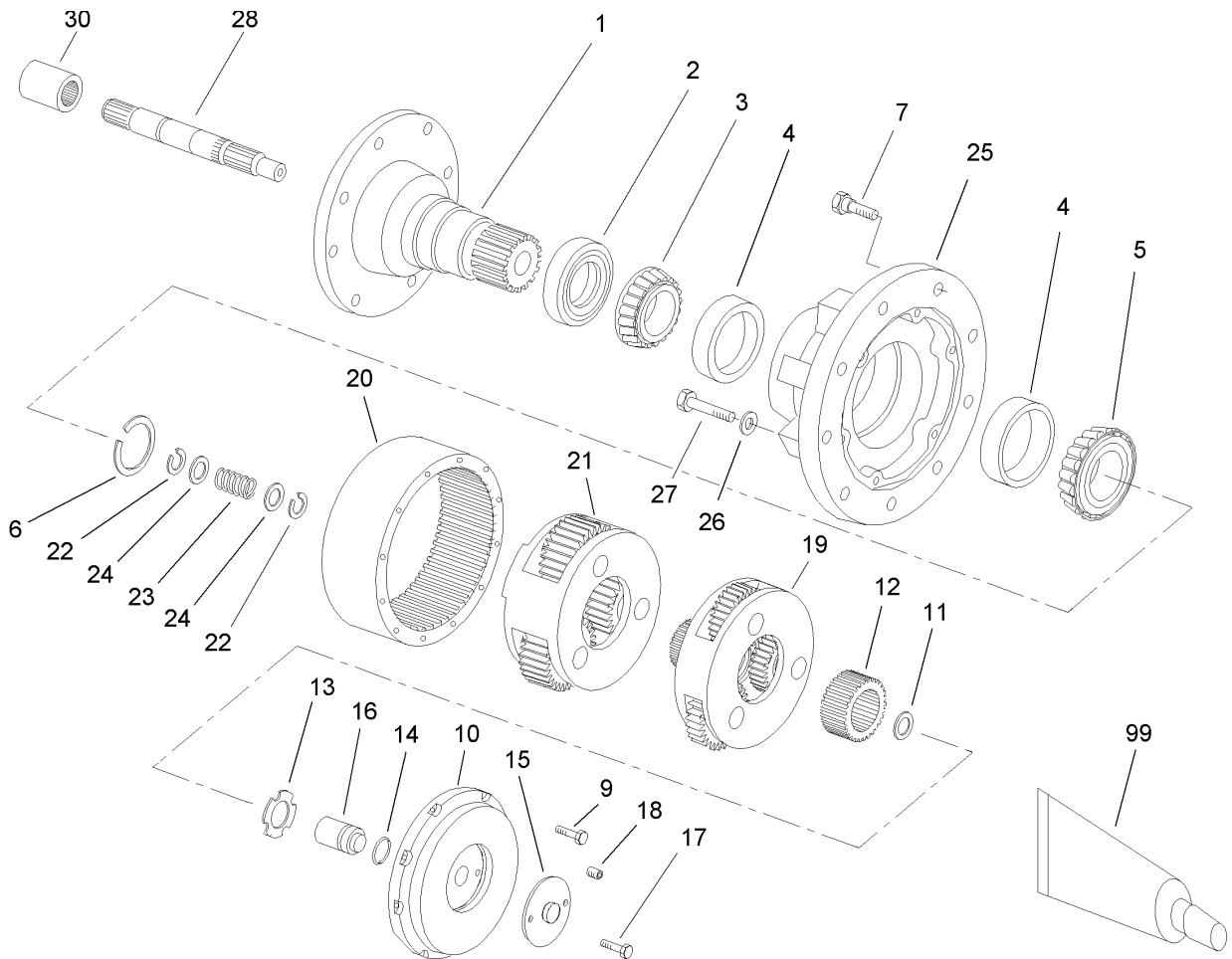
| Ref  | Part No.   | Qty. | Description                |
|------|------------|------|----------------------------|
| 28   | 58-3780    | 8    | Tube-Space, Brake Calipers |
| 29   | 29-1060    | 2    | Bracket-Secondary          |
| 32   | 58-0110-03 | 2    | Bracket-Caliper, Brake     |
| 33   | 3296-39    | 4    | Nut-Lock, NI               |
| 34   | 29-1070    | 2    | Lever ASM                  |
| 35   | 3272-6     | 4    | Pin-Cotter                 |
| 36   | 60-1740    | 4    | Nut                        |
| 37   | 58-2300    | 4    | Link-Brake                 |
| 38   | 283-67     | 4    | Pin-Clevis                 |
| 39   | 29-1080    | 4    | Stator ASM                 |
| 40   | 3256-3     | 4    | Washer-Flat                |
| 41   | 3253-8     | 16   | Washer-Lock                |
| 44   | 92-6058    | 2    | Fitting-HYD                |
| 44:1 | 237-81     | 1    | O-Ring                     |
| 44:2 | 237-58     | 1    | O-Ring                     |
| 45   | 98-1282    | 2    | Adapter-Hyd, Straight      |
| 45:1 | 237-22     | 1    | O-Ring                     |
| 45:2 | 237-118    | 1    | O-Ring                     |
| 46   | 98-1281    | 1    | Adapter-90 DEG             |
| 47   | 86-5480    | 2    | Nipple-Test                |
| 48   | 353-947    | 2    | Cap-Dust, Rubber           |



## Wheel Motor Assembly No. 58-5430

| Ref | Part No. | Qty. | Description    |
|-----|----------|------|----------------|
| 1   | 59-8340  | 1    | Rotating Kit   |
| 2   | 59-8350  | 1    | Camplate       |
| 3   | 59-8360  | 1    | Shaft          |
| 4   | 59-8270  | 1    | Plate          |
| 5   | 59-8300  | 1    | Housing        |
| 5:1 | 94-6363  | 1    | Bearing        |
| 6   | 59-8390  | 1    | Seal Kit       |
| 6:1 | 59-8260  | 1    | Ring           |
| 6:2 | 32151-13 | 1    | Ring-Retaining |
| 6:3 | 32151-29 | 2    | Ring-Retaining |
| 6:4 | 59-8370  | 1    | Seal           |
| 6:5 | 59-8320  | 1    | Ring-Retaining |
| 6:6 | 49-2640  | 1    | Seal-Shaft     |
| 6:7 | 84-6440  | 1    | Shield-Grass   |
| 7   | 59-8290  | 3    | Capscrew       |
| 8   | 33-3720  | 1    | Washer         |
| 9   | 66-5840  | 1    | Seal Kit       |
| 9:1 | 59-8320  | 1    | Ring-Retaining |
| 9:2 | 49-2640  | 1    | Seal-Shaft     |
| 9:3 | 84-6440  | 1    | Shield-Grass   |
| 10  | 252-66   | 1    | Bearing-Thrust |
| 11  | 252-71   | 1    | Washer-Thrust  |
| 12  | 59-8280  | 3    | Capscrew       |
| 13  | 59-8380  | 1    | Key            |

| Ref  | Part No. | Qty. | Description |
|------|----------|------|-------------|
| 14   | 353-948  | 2    | Plug        |
| 14:1 | 237-118  | 1    | O-Ring      |
| 15   | 94-6368  | 1    | Bearing     |

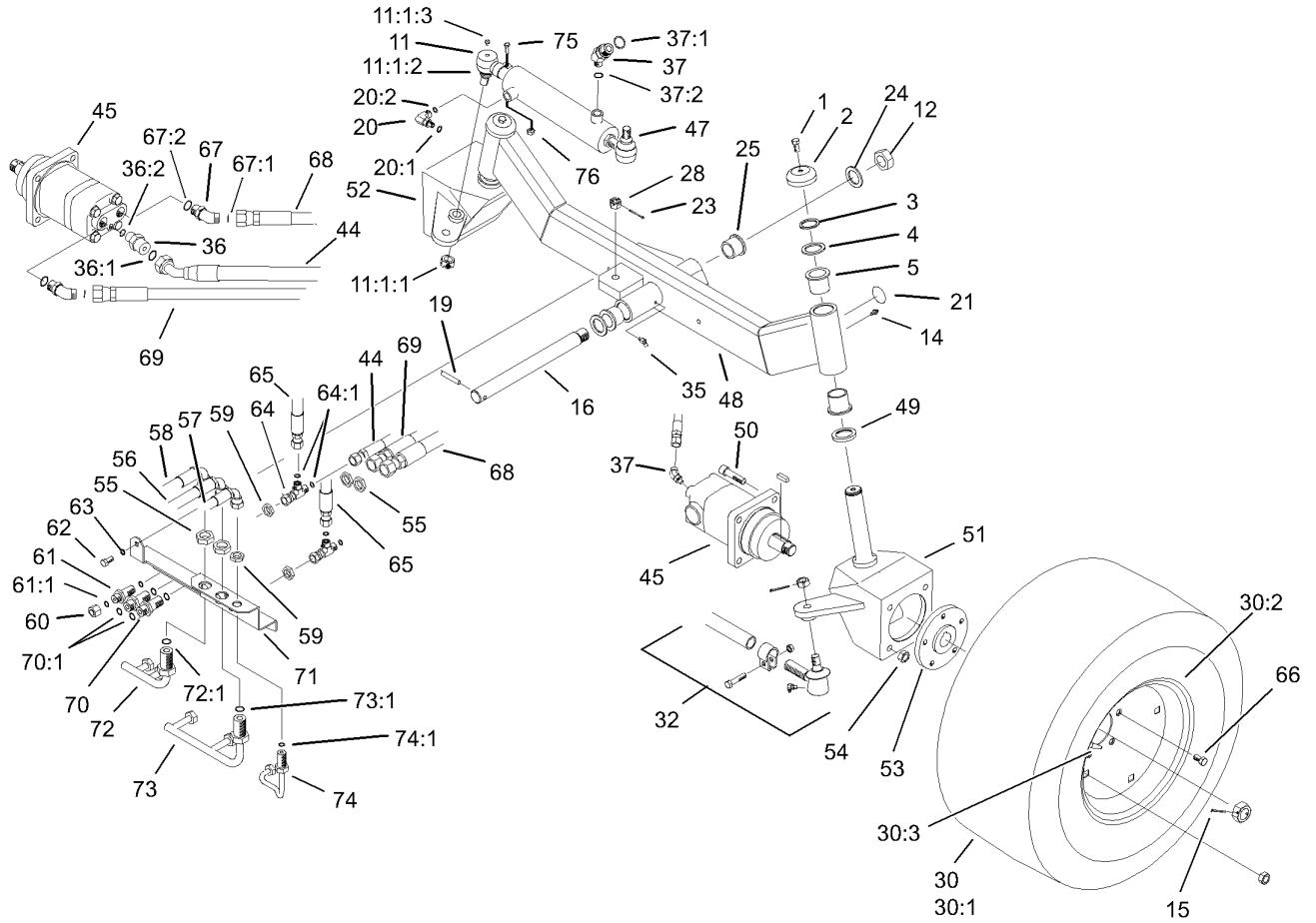


## Drive Gear Assembly No. 108-1434-03

| Ref | Part No. | Qty. | Description           |
|-----|----------|------|-----------------------|
| 1   | 60-3820  | 1    | Spindle               |
| 2   | 60-3830  | 1    | Seal                  |
| 3   | 60-3880  | 1    | Cone                  |
| 4   | 60-3850  | 2    | Cup                   |
| 5   | 60-3840  | 1    | Cone                  |
| 6   | 62-6450  | 1    | Retaining Ring Kit    |
| 7   | 107-4341 | 9    | Bolt-Wheel            |
| 9   | 98-8270  | 8    | Bolt                  |
| 10  | 107-4345 | 1    | Cover                 |
| 11  | 108-1445 | 1    | Ring-Retaining        |
| 12  | 62-6430  | 1    | Gear                  |
| 13  | 60-3990  | 1    | Washer                |
| 14  | 107-4346 | 1    | O-Ring                |
| 15  | 60-4060  | 1    | Cover                 |
| 16  | 107-4347 | 1    | Plunger               |
| 17  | 322-1    | 2    | Screw-HH              |
| 18  | 60-4040  | 1    | Plug                  |
| 19  | 108-1443 | 1    | Primary Carrier ASM   |
| 20  | 60-3900  | 1    | Gear                  |
| 21  | 108-1444 | 1    | Secondary Carrier ASM |
| 22  | 82-8700  | 2    | Ring                  |
| 23  | 60-3950  | 1    | Spring                |
| 24  | 60-3940  | 2    | Washer                |
| 25  | 107-4342 | 1    | Hub                   |

| Ref | Part No. | Qty. | Description |
|-----|----------|------|-------------|
| 26  | 60-3910  | 12   | Washer      |
| 27  | 60-3890  | 12   | Bolt        |
| 28  | 107-4340 | 1    | Shaft-Input |
| 30  | 60-3800  | 1    | Coupling    |
| 99  | 62-6460  | 1    | Sealant-R   |

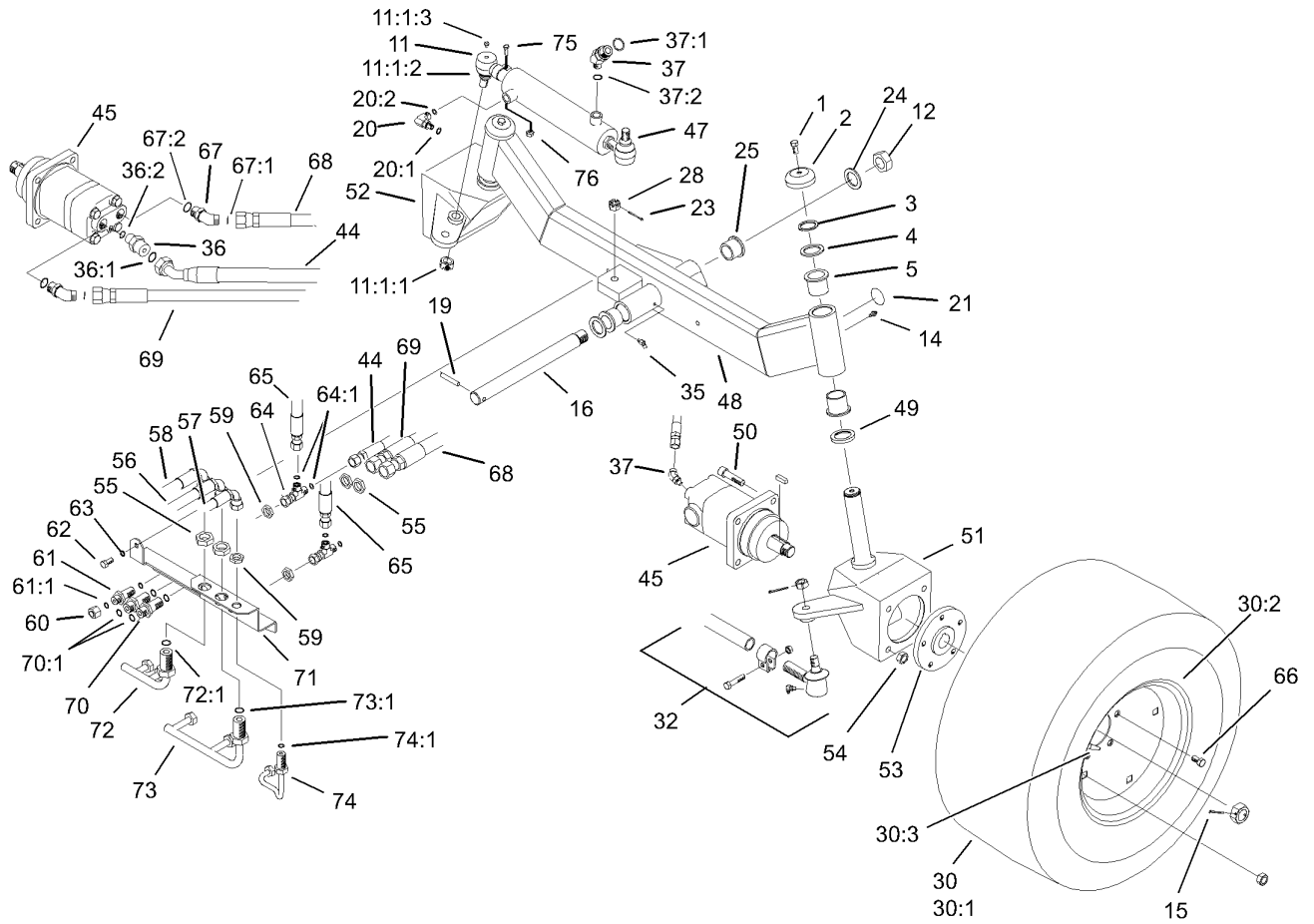




## Rear Axle Assembly

| Ref    | Part No.    | Qty. | Description         |
|--------|-------------|------|---------------------|
| 1      | 3234-12     | 2    | Screw-HHF           |
| 2      | 69-8890     | 2    | Cap-Spindle         |
| 3      | 32151-10    | 2    | Ring-Snap           |
| 4      | 256-304     | 2    | Washer-Thrust       |
| 5      | 69-6470     | 4    | Bushing-Castor      |
| 11     | 106-6895-03 | 1    | Ball Joint ASM      |
| 11:1:1 | 32136-13    | 1    | Nut-SHH             |
| 11:1:2 | 106-6896    | 1    | Seal                |
| 11:1:3 | 302-5       | 1    | Fitting-Grease      |
| 12     | 3296-49     | 1    | Nut-Lock, NI        |
| 14     | 302-5       | 2    | Fitting-Grease      |
| 15     | 3272-13     | 2    | Pin-Cotter          |
| 16     | 82-9210     | 1    | Shaft-Pivot         |
| 19     | 60-3670     | 1    | Pin                 |
| 20     | 340-97      | 1    | Fitting-Hyd, 90 DEG |
| 20:1   | 237-22      | 1    | O-Ring              |
| 20:2   | 237-78      | 1    | O-Ring              |
| 21     | 58-6520     | 2    | Decal-Grease        |
| 23     | 3272-12     | 4    | Pin-Cotter          |
| 24     | 48-6660     | 2    | Washer              |
| 25     | 48-6640     | 2    | Bearing             |
| 28     | 32136-13    | 2    | Nut-SHH             |
| 30     | 69-9870     | 2    | Wheel And Tire ASM  |
| 30:1   | 69-9880     | 1    | Tire                |

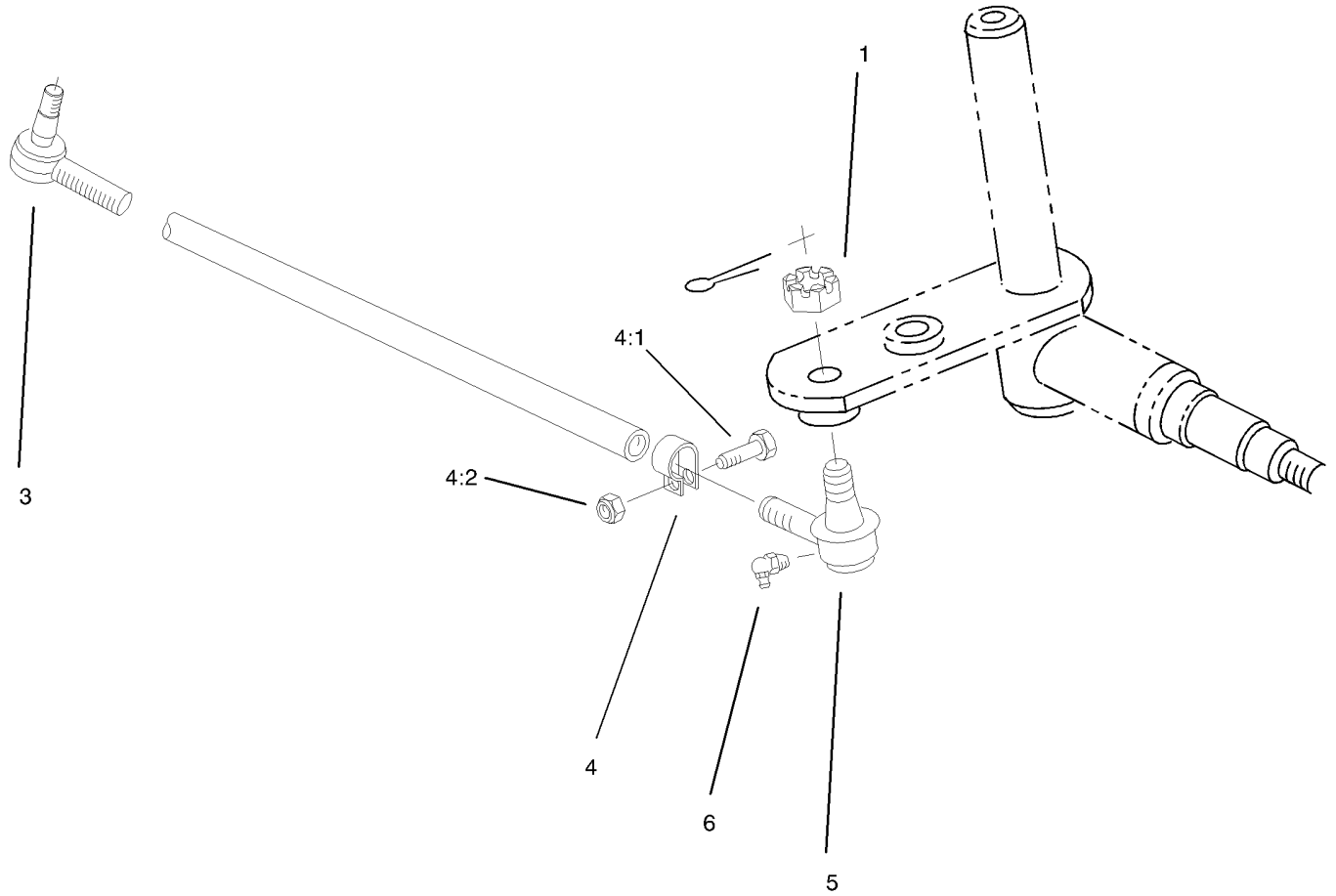
| Ref  | Part No.   | Qty. | Description           |
|------|------------|------|-----------------------|
| 30:2 | 217-116    | 1    | Wheel                 |
| 30:3 | 232-27     | 1    | Stem-Valve            |
| 32   | 82-9260-03 | 1    | Tie Rod ASM           |
| 35   | 302-11     | 1    | Fitting-Lube, 45 DEG  |
| 36   | 340-88     | 1    | Adapter               |
| 36:1 | 237-22     | 1    | O-Ring                |
| 36:2 | 237-78     | 1    | O-Ring                |
| 37   | 340-54     | 2    | Elbow-45 DEG          |
| 37:1 | 237-22     | 1    | O-Ring                |
| 37:2 | 237-78     | 1    | O-Ring                |
| 44   | 104-5202   | 2    | Hose ASM              |
| 45   | 104-5233   | 2    | Motor-Wheel           |
| 47   | 92-6057    | 1    | Cylinder-Steering     |
| 48   | 92-4755-03 | 1    | Axle-Rear ASM         |
| 49   | 86-6560    | 2    | Washer-Thrust         |
| 50   | 3274-5     | 8    | Screw-HSH             |
| 51   | 92-4779-03 | 1    | Housing-Motor, LH ASM |
| 52   | 92-4787-03 | 1    | Housing-Motor, RH ASM |
| 53   | 92-4749-03 | 2    | Hub-Wheel             |
| 54   | 3296-23    | 8    | Nut-Lock, NI          |
| 55   | 340-74     | 6    | Locknut-Bulkhead      |
| 56   | 92-5698    | 1    | Hose ASM              |
| 57   | 92-5688    | 1    | Hose ASM              |
| 58   | 92-5686    | 1    | Hose ASM              |



### Rear Axle Assembly (continued)

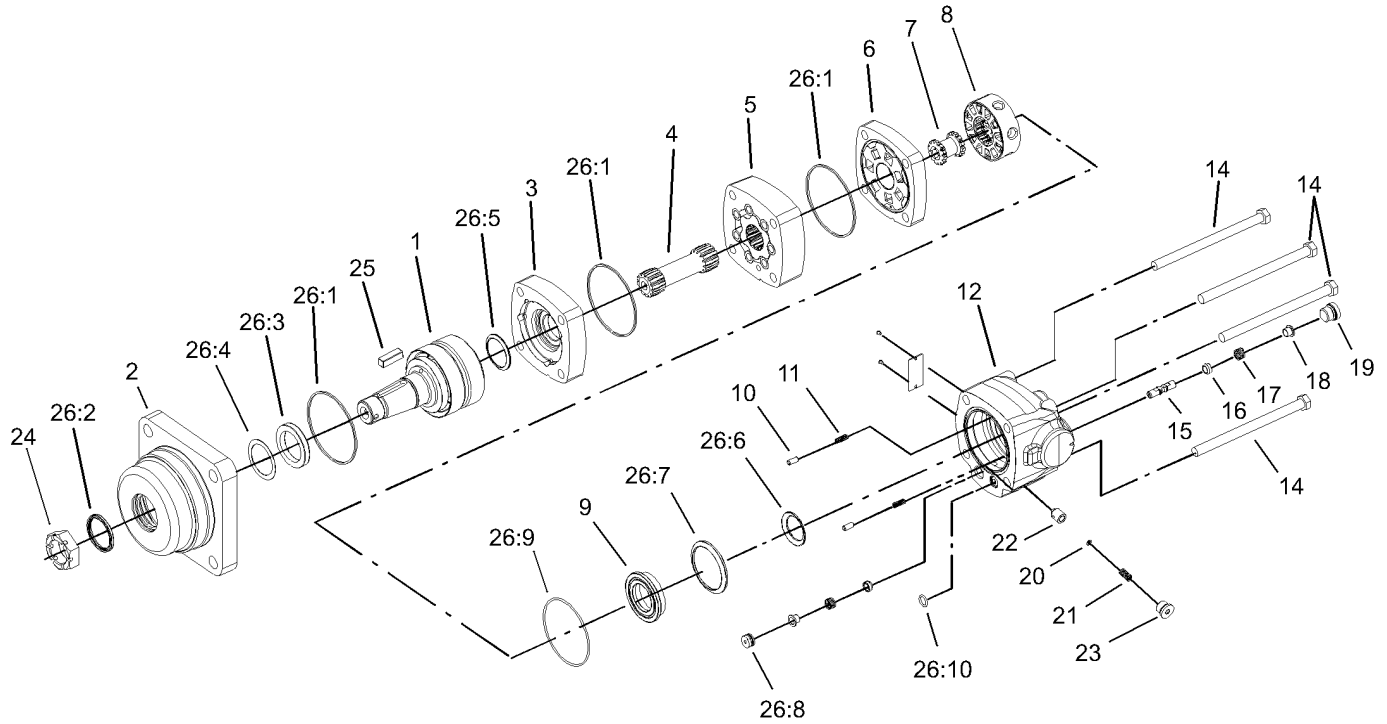
| Ref  | Part No.   | Qty. | Description                      |
|------|------------|------|----------------------------------|
| 59   | 340-70     | 3    | Nut-Lock                         |
| 60   | 340-117    | 1    | Cap                              |
| 61   | 340-71     | 2    | Fitting-Straight, Bulkhead       |
| 61:1 | 237-22     | 2    | O-Ring                           |
| 62   | 323-4      | 2    | Screw-HH                         |
| 63   | 3253-21    | 2    | Washer-Lock                      |
| 64   | 340-115    | 2    | Fitting-Tee                      |
| 64:1 | 237-22     | 2    | O-Ring                           |
| 65   | 92-5665    | 1    | Hose ASM                         |
| 66   | 83-2720    | 10   | Bolt-Lug                         |
| 67   | 340-14     | 4    | Fitting-Hyd, 45 DEG              |
| 67:1 | 237-65     | 1    | O-Ring                           |
| 67:2 | 237-80     | 1    | O-Ring                           |
| 68   | 94-8271    | 2    | Traction Hose ASM                |
| 69   | 94-8272    | 2    | Traction Hose ASM                |
| 70   | 340-76     | 4    | Fitting-Bulkhead Union, Straight |
| 70:1 | 237-65     | 2    | O-Ring                           |
| 71   | 94-8277-03 | 1    | Bracket-Bulkhead                 |
| 72   | 94-8275    | 1    | Inner Tube ASM                   |
| 72:1 | 237-65     | 1    | O-Ring                           |
| 73   | 94-8276    | 1    | Outer Tube ASM                   |
| 73:1 | 237-65     | 1    | O-Ring                           |
| 74   | 94-8278    | 1    | Case Drain Tube ASM              |
| 74:1 | 237-22     | 1    | O-Ring                           |

| Ref | Part No. | Qty. | Description  |
|-----|----------|------|--------------|
| 75  | 3210-7   | 1    | Screw-HH     |
| 76  | 32152-5  | 1    | Nut-Conelock |



## Tie Rod Assembly

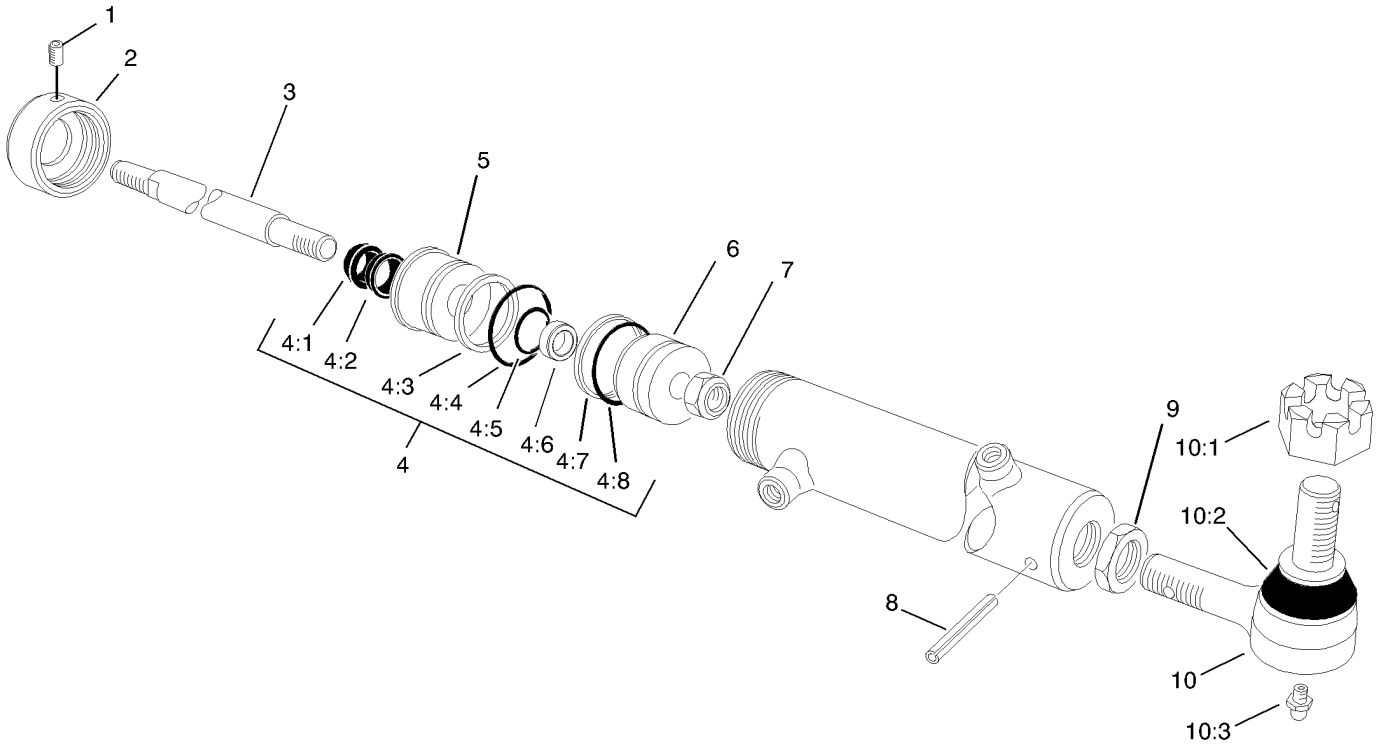
| Ref  | Part No. | Qty. | Description    |  |  |  |  |
|------|----------|------|----------------|--|--|--|--|
| 1    | 32136-2  | 2    | Nut-SHH        |  |  |  |  |
| 3    | 2116-4   | 1    | End-Rod, Tie   |  |  |  |  |
| 4    | 2412-7   | 2    | Clamp ASM      |  |  |  |  |
| ④4:1 |          | 1    | Screw-HH       |  |  |  |  |
| ④4:2 |          | 1    | Nut-Lock       |  |  |  |  |
| 5    | 2116-3   | 1    | End-Rod, Tie   |  |  |  |  |
| 6    | 302-33   | 2    | Fitting-Grease |  |  |  |  |



## Hydraulic Motor Assembly

| Ref | Part No. | Qty. | Description     |
|-----|----------|------|-----------------|
| 1   | 56-6860  | 1    | Shaft ASM       |
| 2   | 56-6850  | 1    | Housing-Bearing |
| ②3  |          | 1    | Plate-Wear      |
| 4   | 105-8145 | 1    | Drive           |
| 5   | 105-8146 | 1    | Geroter ASM     |
| ②6  |          | 1    | Plate-Valve     |
| 7   | 36-6260  | 1    | Drive-Valve     |
| 8   | 56-6830  | 1    | Valve           |
| 9   | 105-8147 | 1    | Plate-Balancing |
| 10  | 105-8148 | 1    | Pin             |
| 11  | 33-3410  | 1    | Spring          |
| ②12 |          | 1    | Housing-Valve   |
| 14  | 57-6030  | 4    | Capscrew        |
| 15  | 105-9300 | 1    | Piston          |
| 16  | 105-9301 | 2    | Poppet          |
| 17  | 105-9302 | 2    | Spring          |
| 18  | 105-9303 | 2    | Dashpot         |
| 19  | 105-9304 | 1    | Plug Sub ASM    |
| 20  | 105-9305 | 1    | Shim            |
| 21  | 105-9306 | 1    | Spring          |
| 22  | 105-9307 | 1    | Poppet          |
| 23  | 105-9308 | 1    | Plug Sub ASM    |
| 24  | 11-5800  | 1    | Nut-Slotted     |
| 25  | 11-5790  | 1    | Key-Square      |

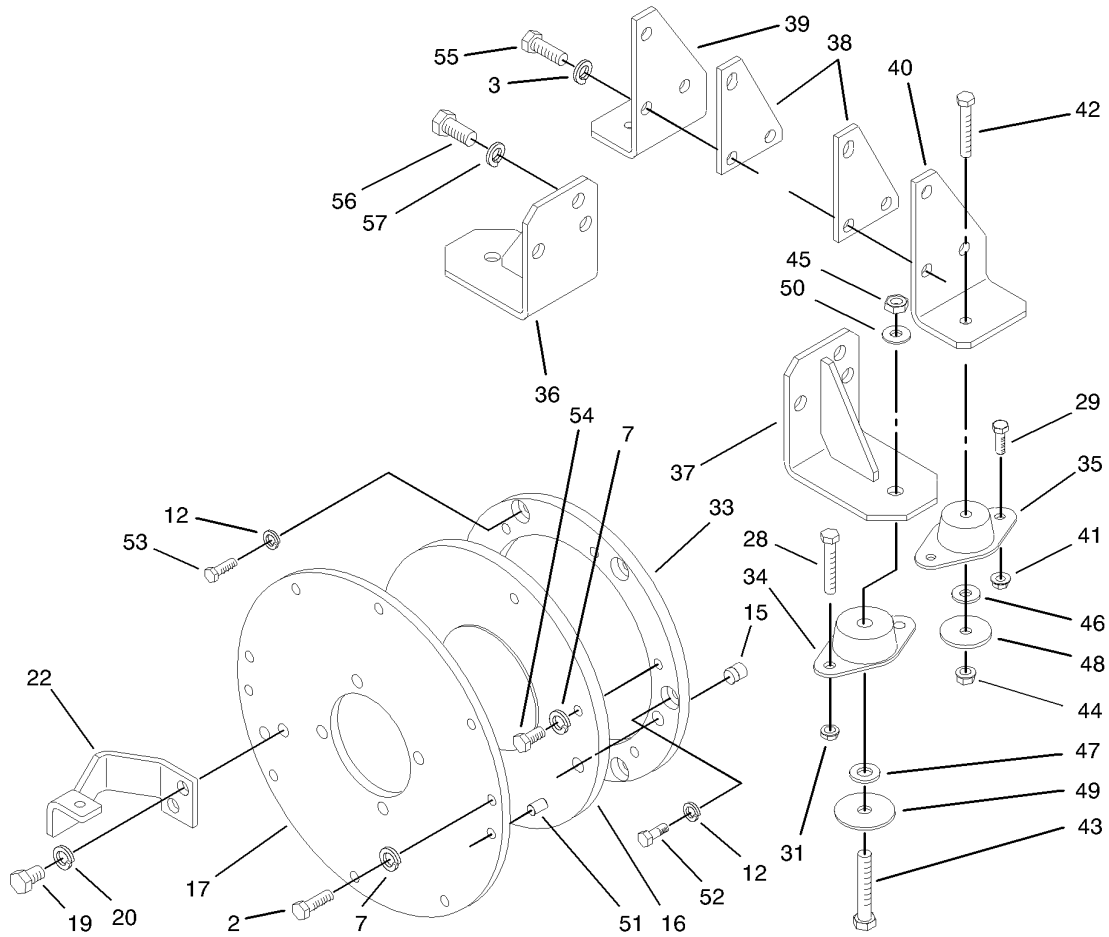
| Ref    | Part No. | Qty. | Description           |
|--------|----------|------|-----------------------|
| ①26    | 105-9309 | 1    | Seal Kit              |
| ②26:1  |          | 3    | O-Ring                |
| ②26:2  |          | 1    | Seal-Shaft, Exclusion |
| ②26:3  |          | 1    | Seal-Shaft            |
| ②26:4  |          | 1    | Ring-Backup           |
| ②26:5  |          | 1    | Seal-Face, Shaft      |
| ②26:6  |          | 1    | Seal-Face, Inner      |
| ②26:7  |          | 1    | Seal-Face, Outer      |
| ②26:8  |          | 1    | Plug                  |
| ②26:9  |          | 1    | O-Ring                |
| ②26:10 |          | 1    | O-Ring                |



## Hydraulic Cylinder Assembly

| Ref  | Part No. | Qty. | Description      |
|------|----------|------|------------------|
| 1    |          | 1    | Screw-Set        |
| 2    |          | 1    | Cap              |
| 3    |          | 1    | Rod              |
| 4    | 82-5800  | 1    | Seal Kit         |
| 4:1  |          | 1    | Wiper-Rod        |
| 4:2  |          | 1    | U-Cup            |
| 4:3  |          | 1    | Washer-Backup    |
| 4:4  |          | 1    | O-Ring           |
| 4:5  |          | 1    | O-Ring           |
| 4:6  |          | 1    | Spacer           |
| 4:7  |          | 1    | Servon           |
| 4:8  |          | 1    | O-Ring           |
| 5    |          | 1    | Head             |
| 6    |          | 1    | Piston           |
| 7    |          | 1    | Nut              |
| 8    | 32121-44 | 1    | Pin-Roll         |
| 9    | 82-5740  | 1    | Nut-Jam          |
| 10   | 82-5730  | 1    | End-Rod, Tie     |
| 10:1 | 105-7941 | 1    | Nut-Hex, Slotted |
| 10:2 | 105-7835 | 1    | Seal             |
| 10:3 | 302-5    | 1    | Fitting-Grease   |

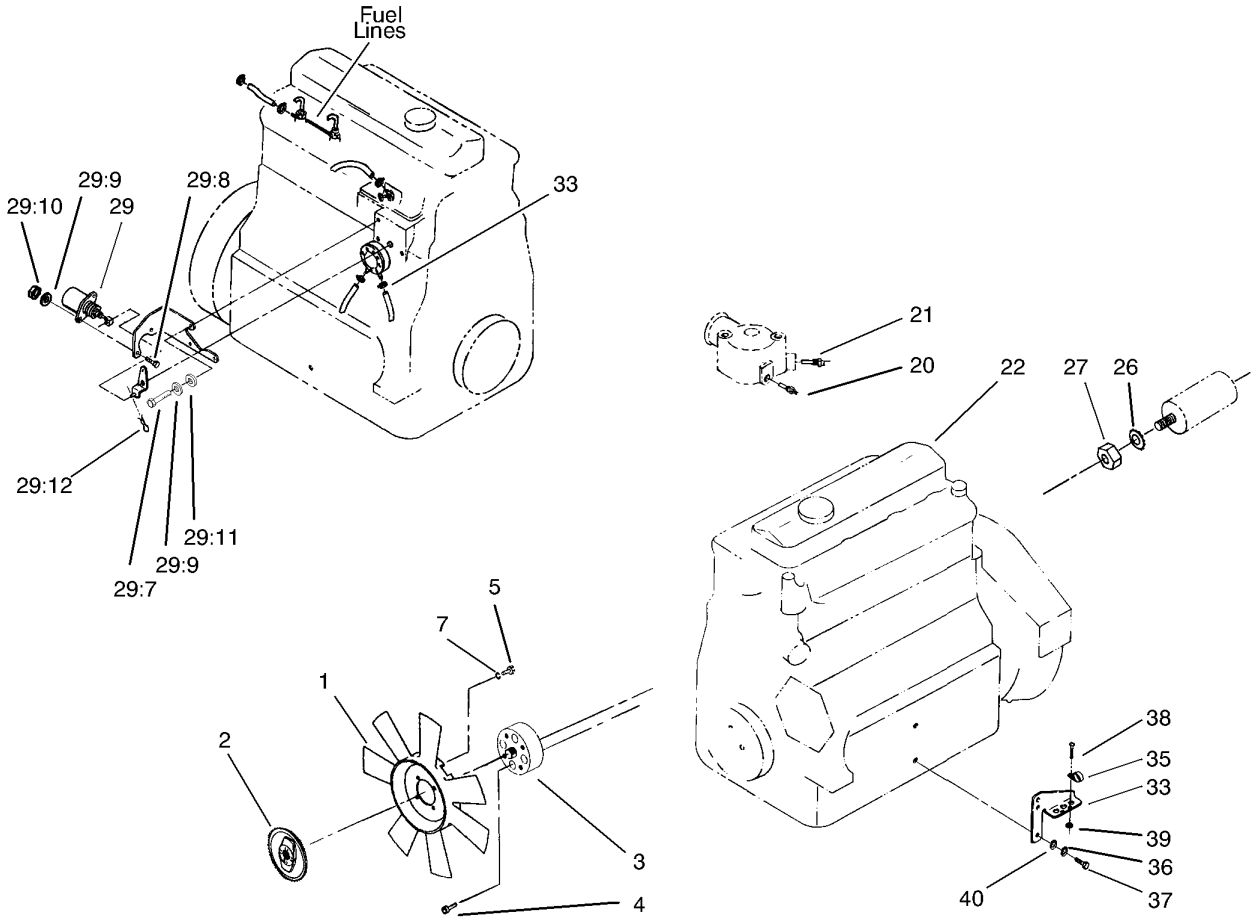
|  |  |  |  |
|--|--|--|--|
|  |  |  |  |
|--|--|--|--|



## Engine Installation Assembly

| Ref | Part No.   | Qty. | Description             |
|-----|------------|------|-------------------------|
| 2   | 43-0090    | 8    | Screw-HH                |
| 3   | 48-8070    | 6    | Washer-Lock             |
| 7   | 48-9590    | 14   | Washer-Lock             |
| 12  | 42-9850    | 6    | Washer-Lock, Spring     |
| 15  | 58-3590    | 2    | Dowel                   |
| 16  | 92-1753    | 1    | Coupling-Spring         |
| 17  | 98-1211-03 | 1    | Plate-Adapter, Pump     |
| 19  | 3213-20    | 2    | Screw-HH                |
| 20  | 3253-7     | 2    | Washer-Lock             |
| 22  | 98-7066-03 | 1    | Bracket-Damper          |
| 28  | 323-11     | 4    | Screw-HH                |
| 29  | 322-5      | 4    | Screw-HH                |
| 31  | 32128-21   | 4    | Nut-HF                  |
| 33  | 100-5633   | 1    | Spacer-Coupling         |
| 34  | 98-3024    | 2    | Mount-Engine            |
| 35  | 83-1030    | 2    | Mount-Engine            |
| 36  | 98-1207-03 | 1    | Bracket-Front, RH       |
| 37  | 98-1206-03 | 1    | Bracket-Front, LH       |
| 38  | 98-1200-03 | 2    | Spacer                  |
| 39  | 98-1204-03 | 1    | Bracket-Engine, RH Rear |
| 40  | 98-1205-03 | 1    | Bracket-Engine, LH Rear |
| 41  | 32128-20   | 4    | Nut-HF                  |
| 42  | 323-11     | 2    | Screw-HH                |
| 43  | 33116-070  | 2    | Screw-HH                |

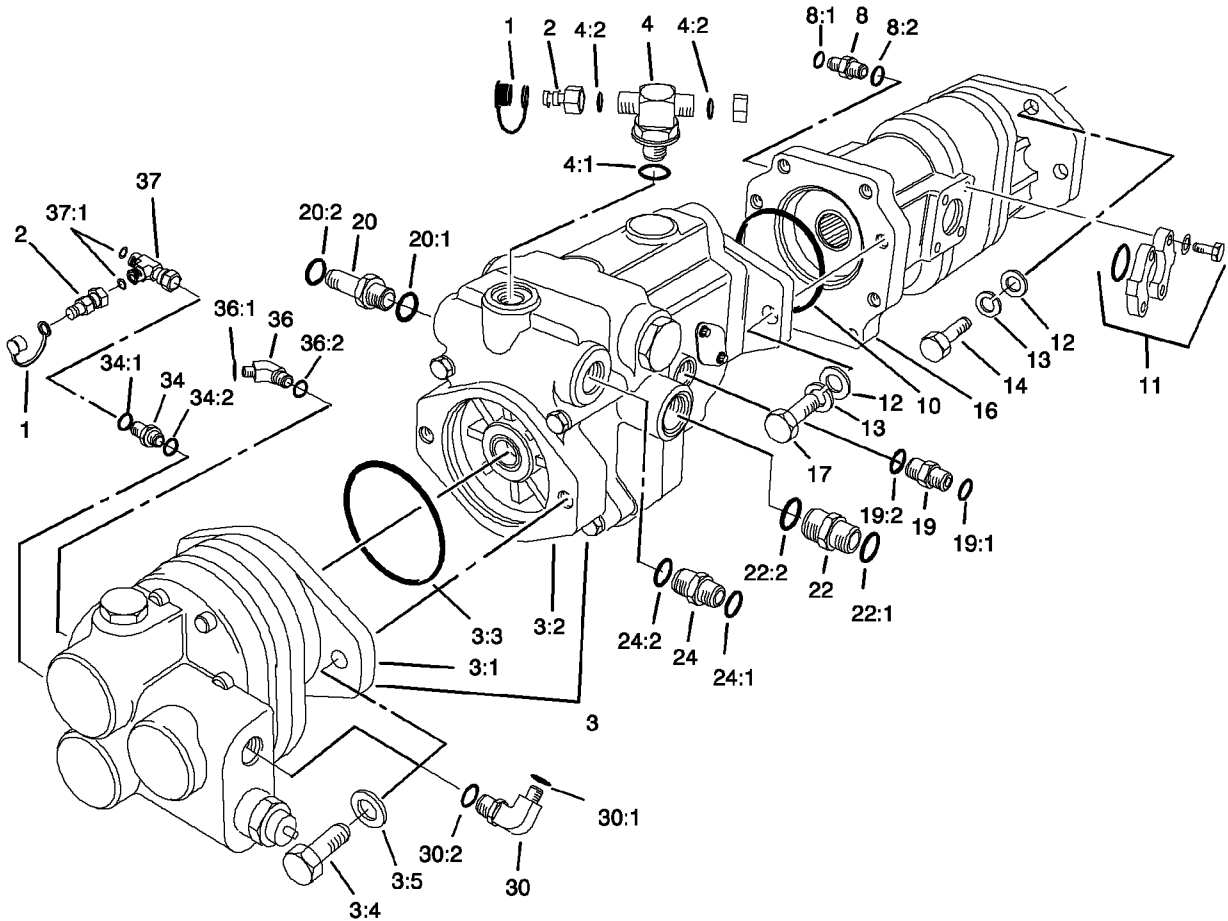
| Ref | Part No.  | Qty. | Description         |
|-----|-----------|------|---------------------|
| 44  | 32128-43  | 2    | Nut-Flange          |
| 45  | 48-9530   | 2    | Nut                 |
| 46  | 80-6990   | 2    | Washer-Hardened     |
| 47  | 3256-26   | 2    | Washer-Flat         |
| 48  | 63-7400   | 2    | Washer-Rebound      |
| 49  | 87-5100   | 2    | Washer-Snubbing     |
| 50  | 43-5940   | 2    | Lockwasher-Spring   |
| 51  | 98-1212   | 2    | Pin-Plate, Pump     |
| 52  | 100-5634  | 2    | Bolt-Shoulder       |
| 53  | 33114-020 | 4    | Screw-HH            |
| 54  | 70-8470   | 6    | Screw-HH            |
| 55  | 43-3180   | 6    | Screw-HH            |
| 56  | 43-3210   | 6    | Screw-HH            |
| 57  | 43-5950   | 6    | Washer-Lock, Spring |



## Engine Attachment Assembly

| Ref   | Part No.   | Qty. | Description       |
|-------|------------|------|-------------------|
| 1     | 104-5269   | 1    | Fan               |
| 2     | 93-1430    | 1    | Drive-Fan         |
| 3     | 98-1242    | 1    | Adapter-Fan       |
| 4     | 52-6290    | 4    | Screw-HSH         |
| 5     | 322-2      | 8    | Screw-HH          |
| 7     | 3253-4     | 8    | Washer-Lock       |
| 20    | 98-3824    | 1    | Switch-Temp       |
| 21    | 98-3825    | 1    | Switch-Temp       |
| 22    | 104-5259   | 1    | Engine-Kubota     |
| 26    | 3255-8     | 1    | Washer-Lock       |
| 27    | 33014-00   | 1    | Nut-Hex           |
| 29    | 98-3817    | 1    | Solenoid Kit      |
| 29:7  | 33113-025  | 3    | Screw-HH          |
| 29:8  | 33113-016  | 2    | Screw-HH          |
| 29:9  | 48-8020    | 5    | Washer-Spring     |
| 29:10 | 33013-00   | 2    | Nut-Hex           |
| 29:11 | 33093-00   | 3    | Washer-Flat       |
| 29:12 | 3272-2     | 1    | Pin-Cotter        |
| 33    | 98-1293-03 | 1    | Bracket-Line      |
| 35    | 2412-83    | 2    | Clamp-Cable       |
| 36    | 43-5940    | 2    | Lockwasher-Spring |
| 37    | 42-9250    | 2    | Bolt              |
| 38    | 32105-13   | 2    | Screw-SHH         |
| 39    | 3296-2     | 2    | Nut-Lock          |

| Ref | Part No. | Qty. | Description |
|-----|----------|------|-------------|
| 40  | 3256-26  | 2    | Washer-Flat |

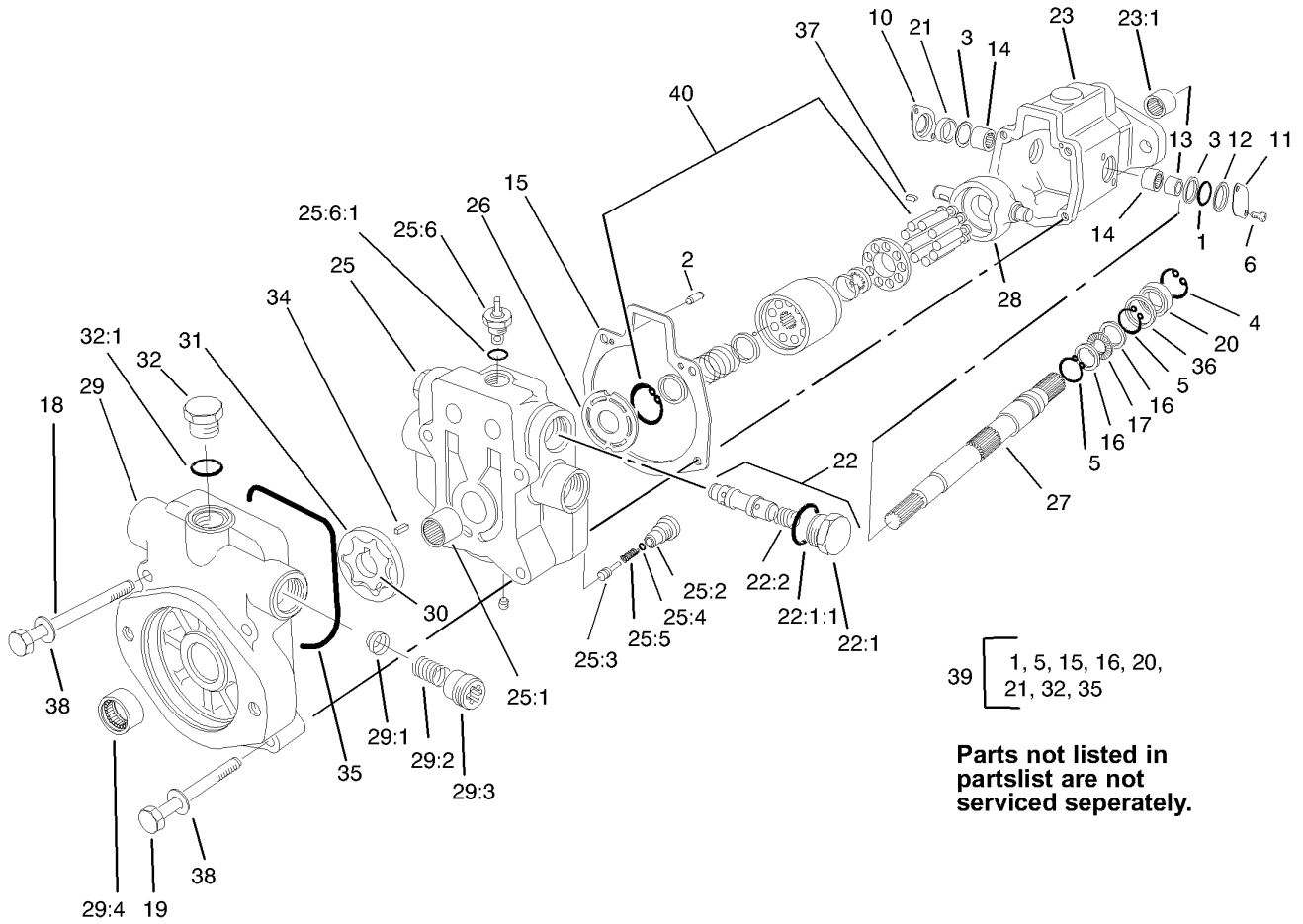


## Hydraulic Pump Assembly

| Ref  | Part No.   | Qty. | Description              |
|------|------------|------|--------------------------|
| 1    | 353-947    | 2    | Cap-Dust, Rubber         |
| 2    | 86-5480    | 2    | Nipple-Test              |
| 3    |            | 1    | Tandem Pump ASM          |
| 3:1  | 99-6495    | 1    | Gear Pump ASM            |
| 3:2  | 99-6494    | 1    | Variable Piston Pump ASM |
| 3:3  | 60-3520    | 1    | O-Ring                   |
| 3:4  | 60-3530    | 2    | Bolt                     |
| 3:5  | 60-3540    | 2    | Washer                   |
| 4    | 92-4799    | 1    | Fitting-Tee, HYD         |
| 4:1  | 237-79     | 1    | O-Ring                   |
| 4:2  | 237-22     | 2    | O-Ring                   |
| 8    | 340-8      | 1    | Adapter                  |
| 8:1  | 237-65     | 1    | O-Ring                   |
| 8:2  | 237-81     | 1    | O-Ring                   |
| 10   | 59-8550    | 1    | O Ring                   |
| 11   | 340-62     | 1    | Flange Kit               |
| 12   | 87-7270    | 6    | Washer-Thrust            |
| 13   | 3253-7     | 6    | Washer-Lock              |
| 14   | 3213-2     | 4    | Screw-HH                 |
| 16   | 86-6000-01 | 1    | Pump                     |
| 17   | 325-5      | 2    | Screw-HH                 |
| 19   | 340-2      | 1    | Fitting-Hyd, Straight    |
| 19:1 | 237-22     | 1    | O-Ring                   |
| 19:2 | 237-42     | 1    | O-Ring                   |

| Ref  | Part No. | Qty. | Description           |
|------|----------|------|-----------------------|
| 20   | 92-6058  | 1    | Fitting-HYD           |
| 20:1 | 237-81   | 1    | O-Ring                |
| 20:2 | 237-58   | 1    | O-Ring                |
| 22   | 340-9    | 1    | Fitting-Hyd, Straight |
| 22:1 | 237-58   | 1    | O-Ring                |
| 22:2 | 237-81   | 1    | O-Ring                |
| 24   | 340-4    | 1    | Fitting-Hyd, Straight |
| 24:1 | 237-30   | 1    | O-Ring                |
| 24:2 | 237-79   | 1    | O-Ring                |
| 30   | 340-15   | 1    | Fitting-Hyd, 90 DEG   |
| 30:1 | 237-58   | 1    | O-Ring                |
| 30:2 | 237-146  | 1    | O-Ring                |
| 34   | 340-3    | 1    | Adapter               |
| 34:1 | 237-22   | 1    | O-Ring                |
| 34:2 | 237-79   | 1    | O-Ring                |
| 36   | 340-89   | 1    | Fitting-Hyd, 45 DEG   |
| 36:1 | 237-30   | 1    | O-Ring                |
| 36:2 | 237-80   | 1    | O-Ring                |
| 37   | 340-115  | 1    | Fitting-Tee           |
| 37:1 | 237-22   | 2    | O-Ring                |

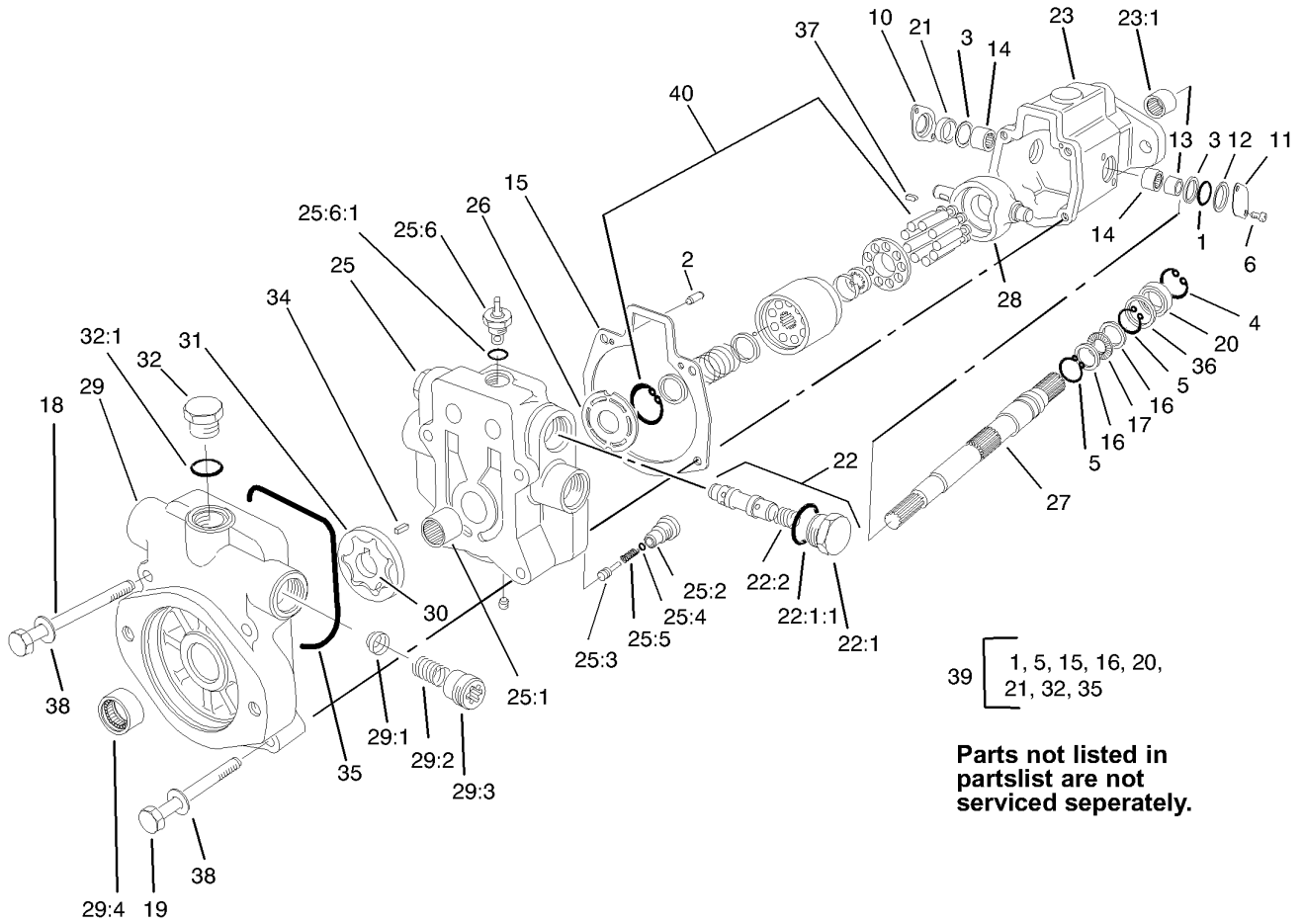




## Variable Piston Pump Assembly No. 99-6494

| Ref    | Part No. | Qty. | Description      |
|--------|----------|------|------------------|
| 1      | 60-6190  | 1    | O-Ring           |
| 2      | 95-6050  | 2    | Pin-Dowel        |
| 3      | 60-6250  | 2    | Washer           |
| 4      | 60-6260  | 1    | Ring             |
| 5      | 60-6270  | 2    | Ring             |
| 6      | 60-6330  | 4    | Screw            |
| 10     | 60-6120  | 1    | Cover-Seal       |
| 11     | 60-6010  | 1    | Cover-Trunnion   |
| 12     | 99-8702  | 1    | O-Ring           |
| 13     | 60-5990  | 1    | Race             |
| 14     | 60-6110  | 2    | Bearing          |
| 15     | 60-6130  | 1    | Gasket           |
| 16     | 60-6160  | 2    | Race             |
| 17     | 76-6960  | 1    | Bearing-Thrust   |
| 18     | 60-6230  | 2    | Screw-HH         |
| 19     | 60-6220  | 2    | Screw-HH         |
| 20     | 60-6300  | 1    | Seal             |
| 21     | 42-2720  | 1    | Seal-External    |
| 22     | 68-6460  | 2    | Relief Valve Kit |
| 22:1   | 70-1240  | 1    | Plug ASM         |
| 22:1:1 | 60-5980  | 1    | O-Ring           |
| 22:2   | 99-8700  | 1    | Spring           |
| 23     | 99-8703  | 1    | Housing ASM      |
| 23:1   | 63-4390  | 1    | Bearing-Needle   |

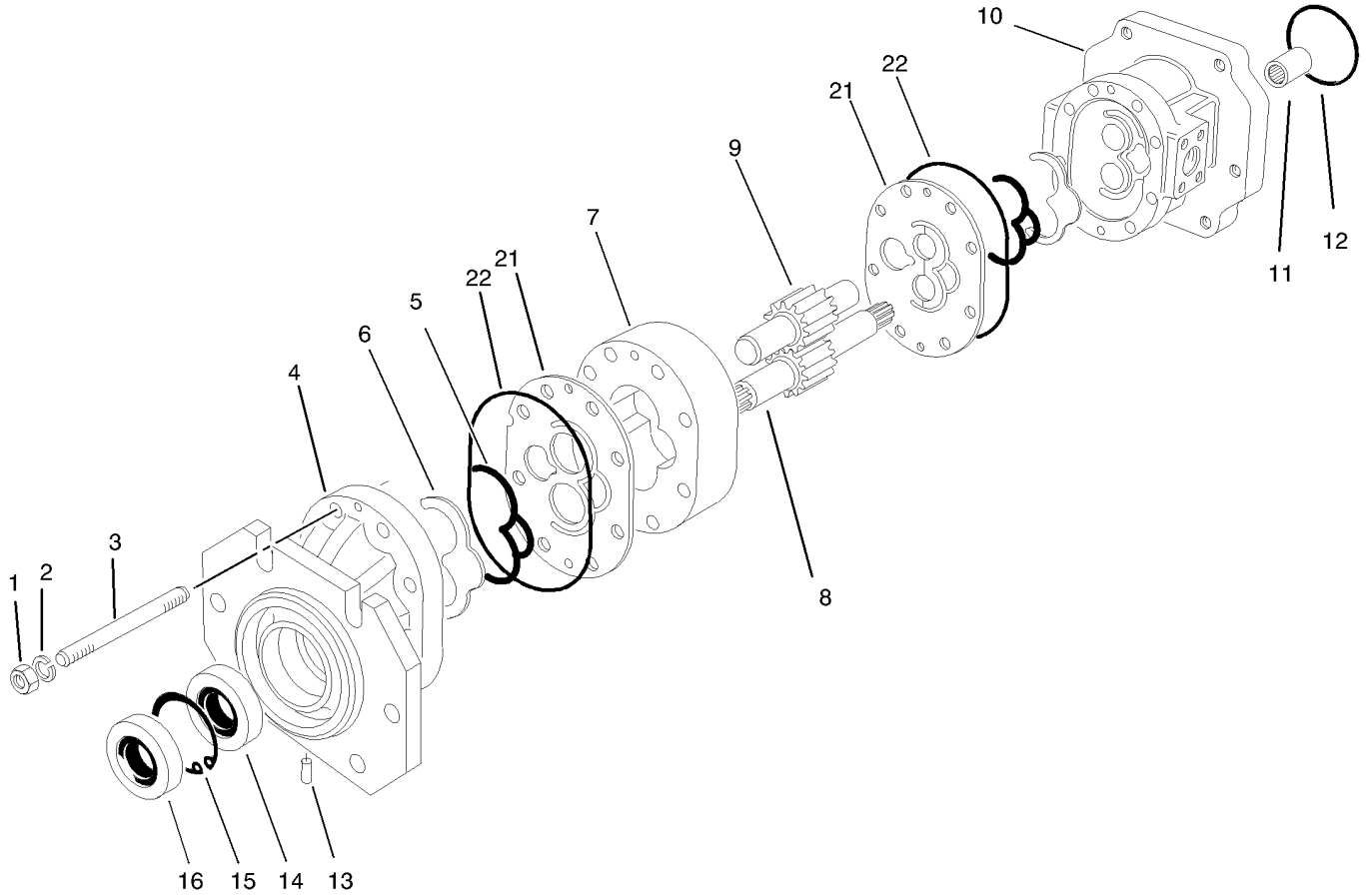
| Ref    | Part No. | Qty. | Description     |
|--------|----------|------|-----------------|
| 25     | 99-8705  | 1    | Backplate ASM   |
| 25:1   | 60-6050  | 1    | Bearing         |
| 25:2   | 60-6060  | 1    | Cartridge       |
| 25:3   | 60-6070  | 1    | Poppet          |
| 25:4   | 60-6080  | 1    | Ring            |
| 25:5   | 60-6090  | 1    | Spring          |
| 25:6   | 39-2080  | 1    | Tow Valve ASM   |
| 25:6:1 | 60-6290  | 1    | O-Ring          |
| 26     | 99-8704  | 1    | Plate-Valve     |
| 27     | 60-6140  | 1    | Shaft           |
| 28     | 60-6020  | 1    | Camplate        |
| 29     | 60-6200  | 1    | Adapter         |
| 29:1   | 33-4990  | 1    | Poppet          |
| 29:2   | 39-2140  | 1    | Spring          |
| 29:3   | 39-2130  | 1    | Retainer-Spring |
| 29:4   | 60-6150  | 1    | Bearing         |
| 30     | 99-8706  | 1    | Gerotor-Inner   |
| 31     | 99-8707  | 1    | Gerotor-Outer   |
| 32     | 60-6280  | 1    | Plug            |
| 32:1   | 60-6290  | 1    | O-Ring          |
| 34     | 60-6320  | 1    | Key             |
| 35     | 99-8708  | 1    | O-Ring          |
| 36     | 60-6240  | 1    | Washer          |
| 37     | 60-6310  | 1    | Key             |



## Variable Piston Pump Assembly No. 99-6494 (continued)

| Ref | Part No. | Qty. | Description  |
|-----|----------|------|--------------|
| 38  | 3256-73  | 4    | Washer-Flat  |
| 39  | 95-6056  | 1    | Seal Kit     |
| 40  | 99-8701  | 1    | Rotating Kit |
|     |          |      |              |
|     |          |      |              |

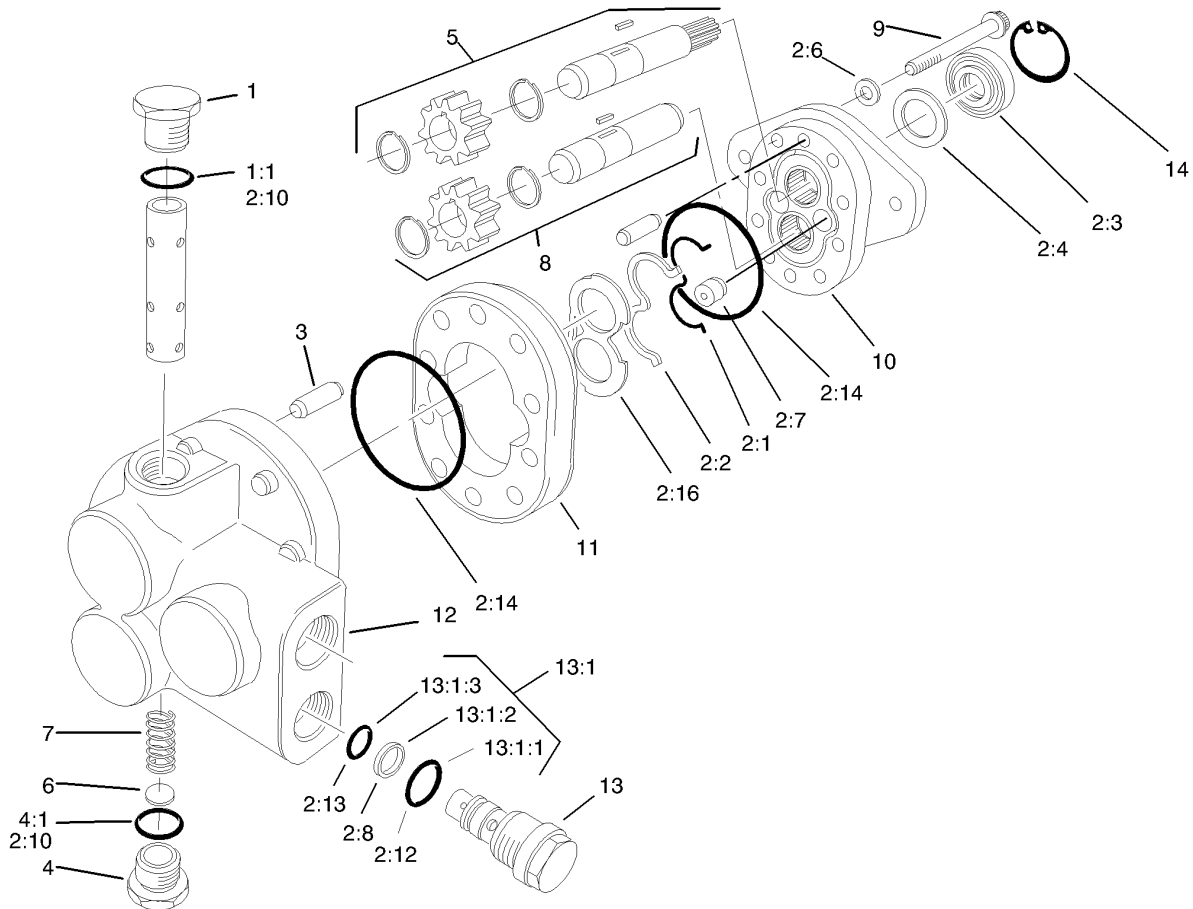
|  |  |  |  |
|--|--|--|--|
|  |  |  |  |
|  |  |  |  |
|  |  |  |  |
|  |  |  |  |



### Pump Assembly No. 86-6000-01

| Ref | Part No. | Qty. | Description        |
|-----|----------|------|--------------------|
| 1   | 59-7580  | 8    | Nut                |
| 2   | 59-7590  | 8    | Lockwasher         |
| 3   | 59-7970  | 8    | Stud               |
| 4   | 86-6010  | 1    | Cover-Front        |
| 5   | 59-7990  | 2    | Seal               |
| 6   | 59-8470  | 2    | Retainer           |
| 7   | 86-6020  | 1    | Section-Center     |
| 8   | 59-8500  | 1    | Gear               |
| 9   | 59-8600  | 1    | Gear               |
| 10  | 86-6030  | 1    | Section-Port, Rear |
| 11  | 59-8540  | 1    | Coupling           |
| 12  | 86-6040  | 1    | O-Ring             |
| 13  | 86-6050  | 1    | Plug               |
| 14  | 59-8570  | 1    | Seal               |
| 15  | 59-8580  | 1    | Ring-Retaining     |
| 16  | 59-8590  | 1    | Seal               |
| 21  | 86-6070  | 2    | Plate-Rear         |
| 22  | 86-6080  | 2    | O-Ring             |

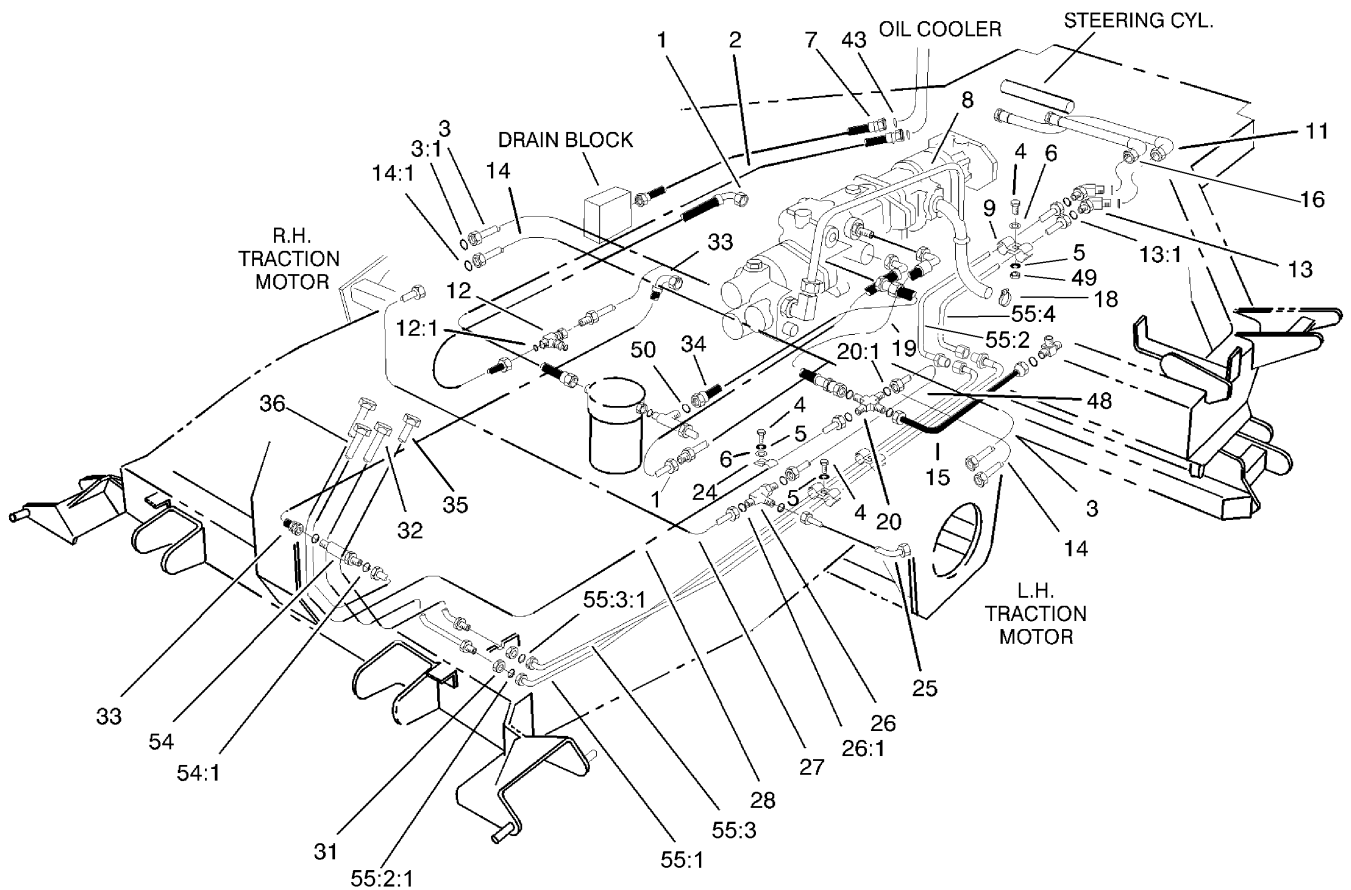
|  |  |  |  |
|--|--|--|--|
|  |  |  |  |
|--|--|--|--|



## Gear Pump Assembly No. 99-6495

| Ref  | Part No. | Qty. | Description    |
|------|----------|------|----------------|
| 1    | 60-5860  | 1    | Plug           |
| 1:1  | 60-5720  | 1    | O-Ring         |
| 2    | 99-8594  | 1    | Seal Kit       |
| 2:1  | 95-4367  | 1    | Gasket         |
| 2:2  | 95-4369  | 1    | Seal           |
| 2:3  | 49-2640  | 1    | Seal-Shaft     |
| 2:4  | 60-5890  | 1    | Washer         |
| 2:6  | 94-8160  | 4    | Washer         |
| 2:7  | 94-3011  | 1    | Plug           |
| 2:8  | 92-9256  | 1    | Washer-Backup  |
| 2:10 | 60-5720  | 2    | O-Ring         |
| 2:12 | 92-9255  | 1    | O-Ring         |
| 2:13 | 92-9254  | 1    | O-Ring         |
| 2:14 | 56-6710  | 2    | O-Ring         |
| 2:16 | 95-4368  | 1    | Plate-Wear     |
| 3    | 60-5760  | 1    | Pin            |
| 4    | 60-5710  | 1    | Plug           |
| 4:1  | 60-5720  | 1    | O-Ring         |
| 5    | 99-8591  | 1    | Drive Gear ASM |
| 6    | 60-5730  | 1    | Disc           |
| 7    | 60-5820  | 1    | Spring         |
| 8    | 99-8592  | 1    | Idler Gear ASM |
| 9    | 42-3140  | 8    | Capscrew       |
| 10   | 95-4362  | 1    | Plate-Front    |

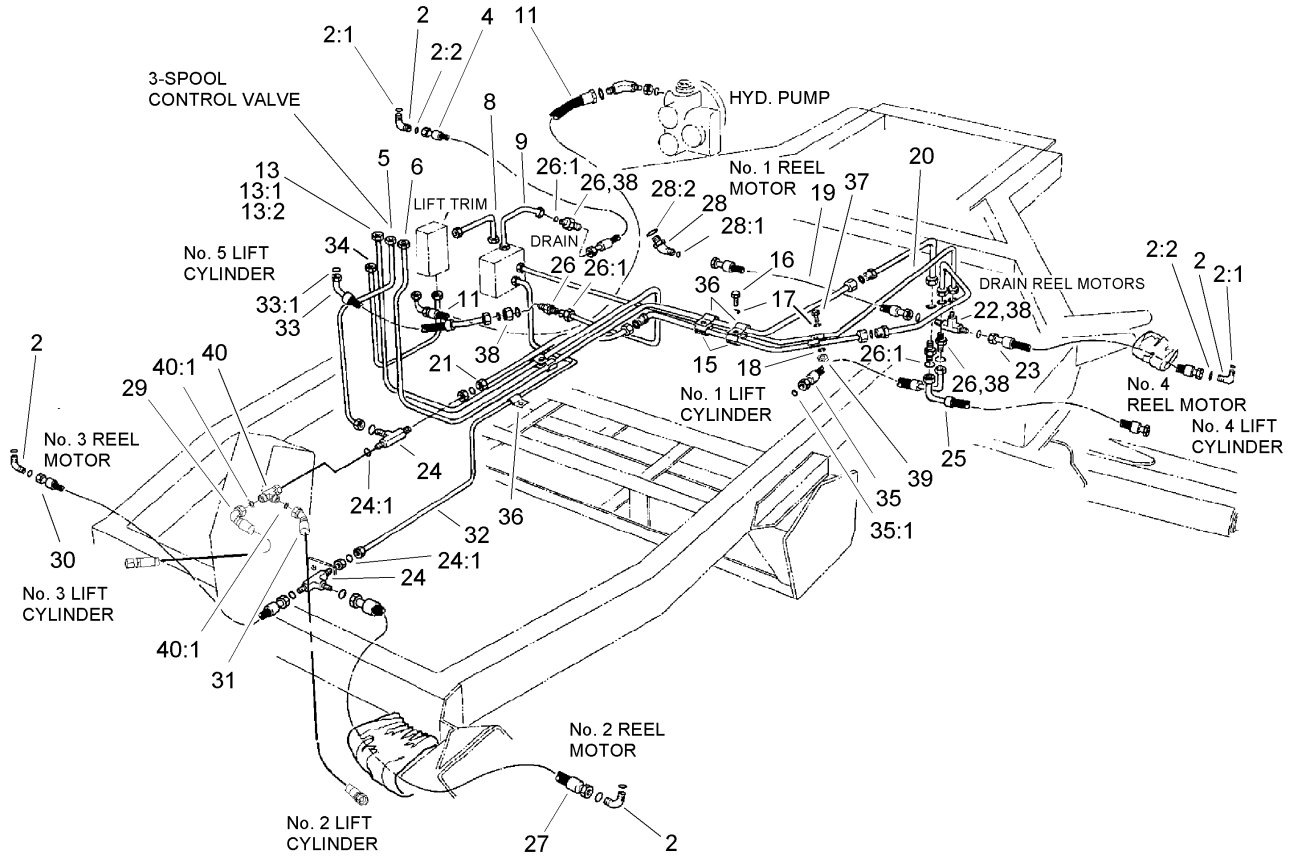
| Ref    | Part No. | Qty. | Description              |
|--------|----------|------|--------------------------|
| 11     | 99-8589  | 1    | Body ASM                 |
| 12     | 99-8590  | 1    | Plate-Back, Flow Divider |
| 13     | 92-9253  | 1    | Valve-Relief             |
| 13:1   | 92-9257  | 1    | Seal Kit                 |
| 13:1:1 | 92-9255  | 1    | O-Ring                   |
| 13:1:2 | 92-9256  | 1    | Washer-Backup            |
| 13:1:3 | 92-9254  | 1    | O-Ring                   |
| 14     | 99-8593  | 1    | Ring-Retaining           |



## Hydraulic Circuit Traction and Steering Circuit

| Ref  | Part No.  | Qty. | Description               |
|------|-----------|------|---------------------------|
| 1    | 58-5860   | 2    | Hose ASM                  |
| 2    | 75-8200   | 1    | Hose-Filter / Cooler      |
| 3    | 92-5677   | 1    | Tube-Traction             |
| 3:1  | 237-58    | 1    | O-Ring                    |
| 4    | 33113-025 | 5    | Screw-HH                  |
| 5    | 43-5930   | 5    | Washer-Spring             |
| 6    | 33093-00  | 7    | Washer-Flat               |
| 7    | 75-8210   | 1    | Hose-Manifold / Cooler    |
| 8    | 60-1900   | 1    | Tube                      |
| 9    | 58-3880   | 4    | Clamp-Double              |
| 11   | 98-7415   | 1    | Hose-HYD                  |
| 12   | 92-4748   | 2    | Adapter-Hyd, Tee          |
| 12:1 | 237-58    | 2    | O-Ring                    |
| 13   | 340-69    | 2    | Elbow-Bulkhead, 45 DEG    |
| 13:1 | 237-22    | 2    | O-Ring                    |
| 14   | 92-4726   | 1    | Tube-Traction             |
| 14:1 | 237-58    | 1    | O-Ring                    |
| 15   | 92-5694   | 1    | Hose ASM                  |
| 16   | 98-7416   | 1    | Hose-HYD                  |
| 18   | 2412-92   | 2    | Clamp-Hose                |
| 19   | 60-1250   | 1    | Hose-Drain, Traction Pump |
| 20   | 340-23    | 1    | Cross-Union               |
| 20:1 | 237-22    | 4    | O-Ring                    |
| 24   | 60-1360   | 1    | Clamp-Single              |

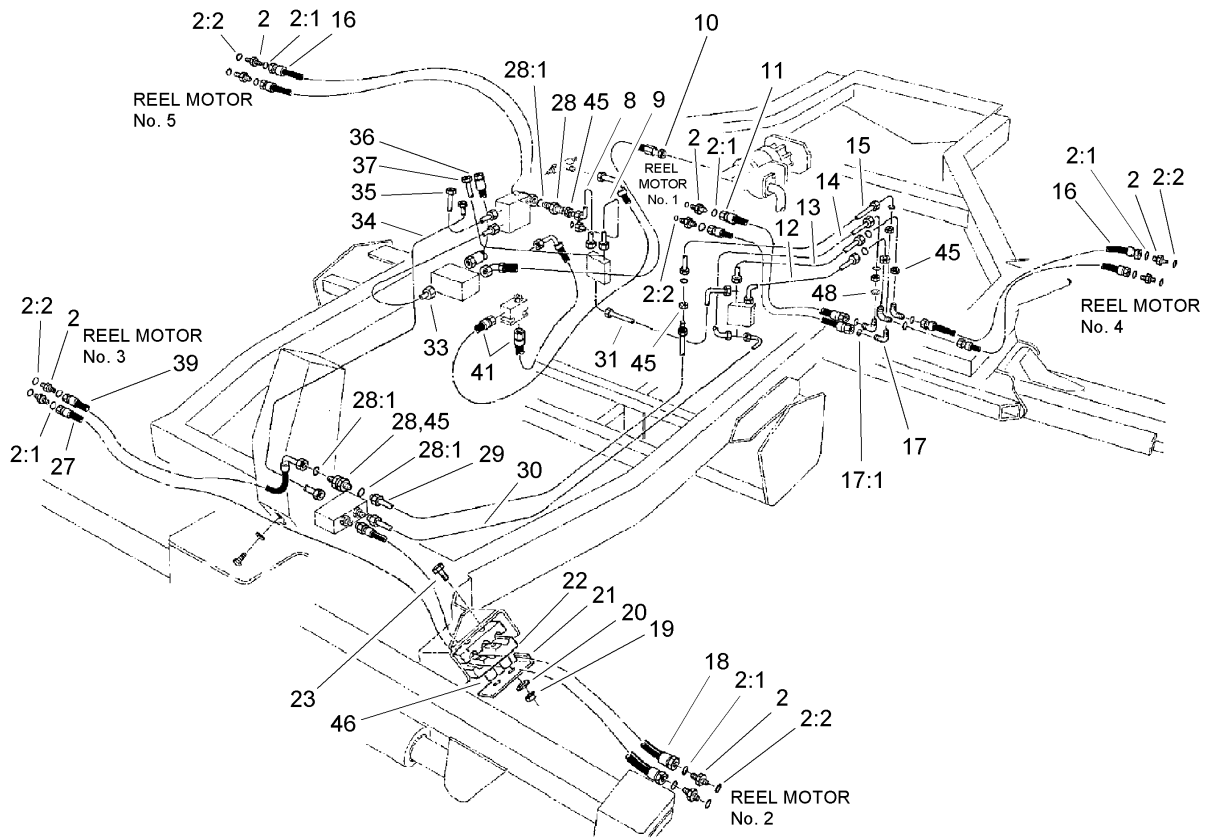
| Ref    | Part No. | Qty. | Description                 |
|--------|----------|------|-----------------------------|
| 25     | 58-4790  | 1    | Tube-Steel                  |
| 26     | 340-68   | 1    | Fitting-Tee, Bulkhead       |
| 26:1   | 237-22   | 3    | O-Ring                      |
| 27     | 58-4860  | 1    | Tube-Steel                  |
| 28     | 74-2820  | 1    | Tube ASM                    |
| 31     | 340-70   | 6    | Nut-Lock                    |
| 32     | 74-2780  | 1    | Tube ASM                    |
| 33     | 58-5720  | 1    | Hose ASM                    |
| 34     | 58-5870  | 1    | Hose ASM                    |
| 35     | 74-2810  | 1    | Tube ASM                    |
| 36     | 74-2790  | 1    | Tube ASM                    |
| 43     | 340-65   | 2    | O-Ring                      |
| 48     | 58-4710  | 1    | Tube-Steel                  |
| 49     | 48-7890  | 2    | Nut                         |
| 50     | 237-30   | 1    | O-Ring                      |
| 54     | 340-71   | 1    | Fitting-Straight, Bulkhead  |
| 54:1   | 237-22   | 2    | O-Ring                      |
| 55     | 105-3333 | 1    | HYD Tube Kit                |
| 55:1   | 105-3318 | 1    | Tube-Hyd, LH Front Steering |
| 55:2   | 105-3319 | 1    | Tube-Hyd, LH Rear Steering  |
| 55:2:1 | 237-22   | 2    | O-Ring                      |
| 55:3   | 105-3320 | 1    | Tube-Hyd, RH Front Steering |
| 55:3:1 | 237-22   | 2    | O-Ring                      |
| 55:4   | 105-3321 | 1    | Tube-Hyd, RH Rear Steering  |



## Hydraulic Circuit Lift Arm

| Ref  | Part No.  | Qty. | Description         |
|------|-----------|------|---------------------|
| 2    | 340-77    | 4    | Fitting-Hyd, 90 DEG |
| 2:1  | 237-22    | 1    | O-Ring              |
| 2:2  | 237-42    | 1    | O-Ring              |
| 4    | 98-7413   | 1    | Hose ASM            |
| 5    | 58-4750   | 1    | Tube-Steel          |
| 6    | 93-1404   | 1    | Tube-Steel          |
| 8    | 63-4680   | 1    | 90 DEG Tube ASM     |
| 9    | 58-4780   | 1    | Tube-Steel          |
| 11   | 58-5710   | 1    | Hose ASM            |
| 13   | 68-6370   | 1    | HYD Tube Kit        |
| 13:1 | 68-6380   | 1    | Tube ASM            |
| 13:2 | 68-6390   | 1    | Tube ASM            |
| 15   | 58-3880   | 5    | Clamp-Double        |
| 16   | 33113-050 | 2    | Screw-HH            |
| 17   | 43-5930   | 3    | Washer-Spring       |
| 18   | 33093-00  | 8    | Washer-Flat         |
| 19   | 98-7408   | 1    | Hose ASM            |
| 20   | 58-4850   | 1    | Tube-Steel          |
| 21   | 68-6270   | 1    | HYD Tube Kit        |
| 21:1 | 68-6280   | 1    | Tube ASM            |
| 21:2 | 68-6290   | 1    | Tube ASM            |
| 21:3 | 68-6300   | 1    | Tube ASM            |
| 22   | 60-2180   | 1    | Adaptor             |
| 23   | 98-7406   | 1    | Hose ASM            |

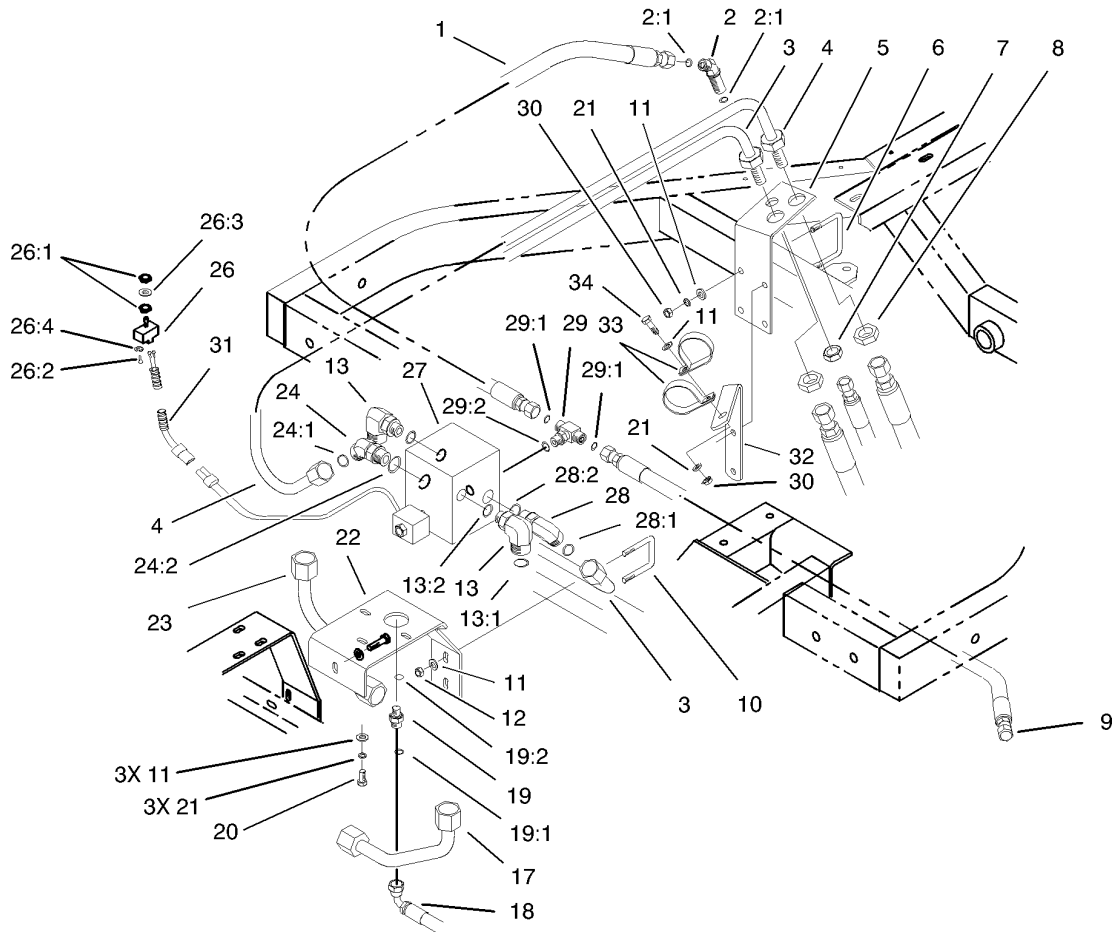
| Ref  | Part No.  | Qty. | Description                |
|------|-----------|------|----------------------------|
| 24   | 340-68    | 2    | Fitting-Tee, Bulkhead      |
| 24:1 | 237-22    | 3    | O-Ring                     |
| 25   | 98-7411   | 1    | Hose ASM                   |
| 26   | 340-71    | 4    | Fitting-Straight, Bulkhead |
| 26:1 | 237-22    | 2    | O-Ring                     |
| 27   | 98-7410   | 1    | Hose ASM                   |
| 28   | 340-87    | 1    | Fitting-Hyd, 45 DEG        |
| 28:1 | 237-22    | 1    | O-Ring                     |
| 28:2 | 237-42    | 1    | O-Ring                     |
| 29   | 105-9280  | 1    | Hose ASM                   |
| 30   | 98-7407   | 1    | Hose ASM                   |
| 31   | 106-9204  | 1    | Hose ASM                   |
| 32   | 58-4880   | 1    | Tube-Steel                 |
| 33   | 98-7412   | 1    | Hose ASM                   |
| 33:1 | 237-22    | 1    | O-Ring                     |
| 34   | 58-4870   | 1    | Tube-Steel                 |
| 35   | 98-7405   | 1    | Hose ASM                   |
| 35:1 | 237-22    | 1    | O-Ring                     |
| 36   | 60-1360   | 3    | Clamp-Single               |
| 37   | 33113-025 | 5    | Screw-HH                   |
| 38   | 340-70    | 7    | Nut-Lock                   |
| 39   | 48-7890   | 3    | Nut                        |
| 40   | 340-115   | 1    | Fitting-Tee                |
| 40:1 | 237-22    | 2    | O-Ring                     |



## Hydraulic Circuit Cutting Unit

| Ref  | Part No.   | Qty. | Description                      |
|------|------------|------|----------------------------------|
| 2    | 340-8      | 10   | Adapter                          |
| 2:1  | 237-65     | 1    | O-Ring                           |
| 2:2  | 237-81     | 1    | O-Ring                           |
| 8    | 58-4960    | 1    | Tube-Steel                       |
| 9    | 58-4970    | 1    | Tube-Steel                       |
| 10   | 58-5730    | 1    | Hose ASM                         |
| 11   | 98-7404    | 2    | Hose ASM                         |
| 12   | 58-5060    | 1    | Tube-Steel                       |
| 13   | 58-5000    | 1    | Tube-Steel                       |
| 14   | 58-5020    | 1    | Tube-Steel                       |
| 15   | 58-5040    | 1    | Tube-Steel                       |
| 16   | 98-7403    | 4    | Hose ASM                         |
| 17   | 340-72     | 4    | Fitting-90 DEG Hyd, Bulkhead     |
| 17:1 | 237-65     | 2    | O-Ring                           |
| 18   | 98-7400    | 1    | Hose ASM                         |
| 19   | 3296-8     | 4    | Nut-Lock, NI                     |
| 20   | 3256-16    | 4    | Washer-Flat                      |
| 21   | 74-2750-03 | 2    | Retainer                         |
| 22   | 74-2710    | 4    | Clamp-Hose                       |
| 23   | 321-14     | 4    | Screw-HH                         |
| 27   | 98-7401    | 1    | Hose ASM                         |
| 28   | 340-76     | 3    | Fitting-Bulkhead Union, Straight |
| 28:1 | 237-65     | 2    | O-Ring                           |
| 29   | 58-4990    | 1    | Tube-Steel                       |

| Ref | Part No. | Qty. | Description               |
|-----|----------|------|---------------------------|
| 30  | 58-5070  | 1    | Tube-Steel                |
| 31  | 58-4950  | 1    | Tube-Steel                |
| 33  | 58-5050  | 1    | Tube-Steel                |
| 34  | 58-5030  | 1    | Tube-Steel                |
| 35  | 58-4980  | 1    | Tube-Steel                |
| 36  | 60-3340  | 1    | Hose ASM                  |
| 37  | 63-4710  | 1    | Tube ASM                  |
| 39  | 98-7402  | 1    | Hose ASM                  |
| 41  | 60-1250  | 2    | Hose-Drain, Traction Pump |
| 45  | 340-74   | 8    | Locknut-Bulkhead          |
| 46  | 74-2730  | 4    | Tube                      |
| 48  | 3254-21  | 2    | Washer-Lock / Int         |

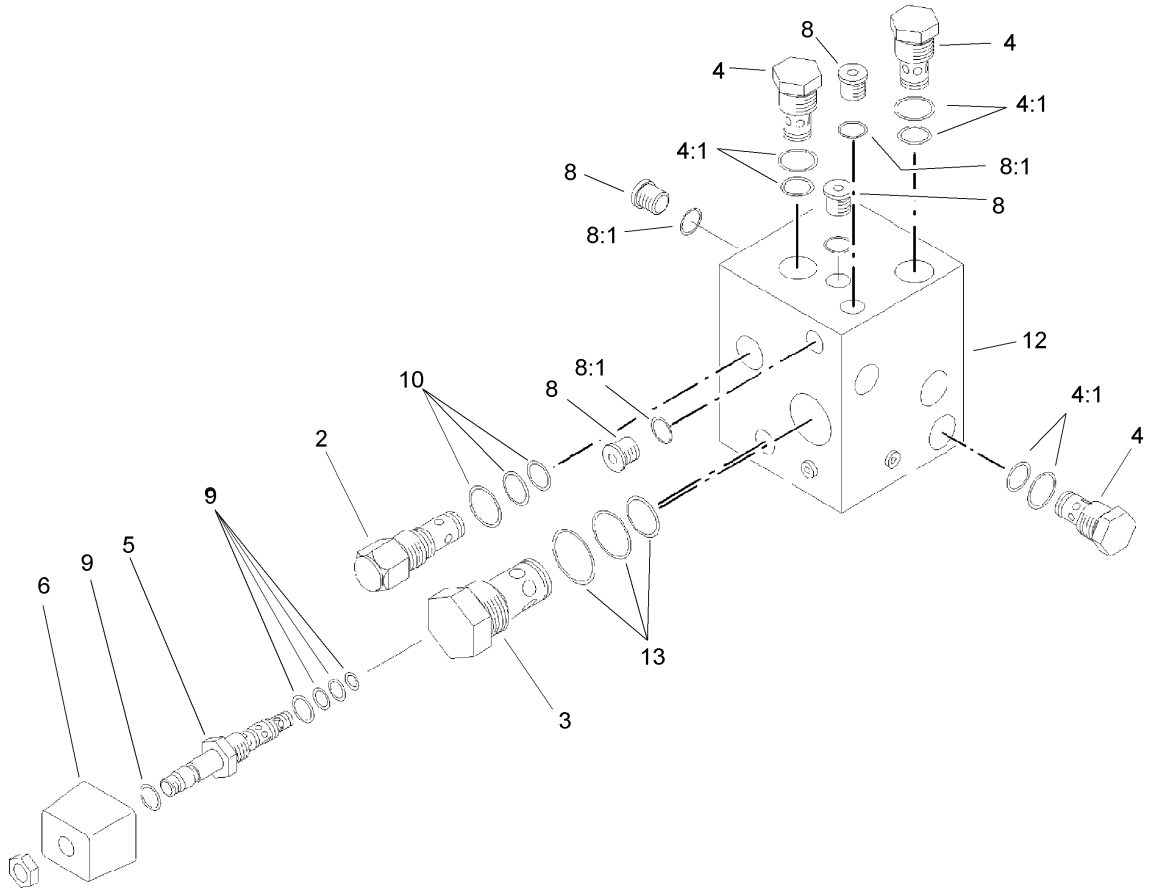


### 4 Wheel Drive Hydraulic Plumbing Assembly

| Ref  | Part No.   | Qty. | Description            |
|------|------------|------|------------------------|
| 1    | 92-5691    | 1    | Hose ASM               |
| 2    | 340-69     | 1    | Elbow-Bulkhead, 45 DEG |
| 2:1  | 237-22     | 2    | O-Ring                 |
| 3    | 92-5690    | 1    | Reverse Tube ASM       |
| 4    | 92-5689    | 1    | Forward Tube ASM       |
| 5    | 92-5693-01 | 1    | Bracket-Bulkhead       |
| 6    | 92-5692    | 2    | U-Bolt                 |
| 7    | 340-70     | 1    | Nut-Lock               |
| 8    | 340-74     | 2    | Locknut-Bulkhead       |
| 9    | 92-4725    | 1    | Hose ASM               |
| 10   | 66-5560    | 1    | U-Bolt                 |
| 11   | 3256-23    | 10   | Washer-Flat            |
| 12   | 3296-29    | 2    | Nut-Lock, NI           |
| 13   | 92-5696    | 2    | Fitting-Hyd, 90 DEG    |
| 13:1 | 237-58     | 1    | O-Ring                 |
| 13:2 | 237-79     | 1    | O-Ring                 |
| 17   | 92-4728    | 1    | Tube-Front             |
| 18   | 92-5687    | 1    | Hose ASM               |
| 19   | 340-88     | 1    | Adapter                |
| 19:1 | 237-22     | 1    | O-Ring                 |
| 19:2 | 237-78     | 1    | O-Ring                 |
| 20   | 322-3      | 3    | Screw-HH               |
| 21   | 3253-4     | 8    | Washer-Lock            |
| 22   | 86-6460-01 | 1    | Bracket-Block          |

| Ref  | Part No.   | Qty. | Description            |
|------|------------|------|------------------------|
| 23   | 92-4727    | 1    | Tube-Rear              |
| 24   | 340-14     | 1    | Fitting-Hyd, 45 DEG    |
| 24:1 | 237-65     | 1    | O-Ring                 |
| 24:2 | 237-80     | 1    | O-Ring                 |
| 26   | 69-9740    | 1    | Switch                 |
| 26:1 | 218-498    | 2    | Locknut                |
| 26:2 | 218-588    | 3    | Screw                  |
| 26:3 | 218-589    | 1    | Nut And Lockwasher ASM |
| 26:4 | 3253-19    | 3    | Washer-Lock            |
| 27   | 92-2982    | 1    | Control Block ASM      |
| 28   | 340-17     | 1    | Fitting-Hyd, 90 DEG    |
| 28:1 | 237-65     | 1    | O-Ring                 |
| 28:2 | 237-80     | 1    | O-Ring                 |
| 29   | 340-94     | 1    | Adapter                |
| 29:1 | 237-22     | 2    | O-Ring                 |
| 29:2 | 237-42     | 1    | O-Ring                 |
| 30   | 3217-6     | 5    | Nut-Hex                |
| 31   | 3290-378   | 1    | Tie-Cable              |
| 32   | 99-8741-01 | 1    | Bracket-Support, Hose  |
| 33   | 2412-107   | 2    | Clamp-R                |
| 34   | 322-45     | 1    | Screw-HH               |



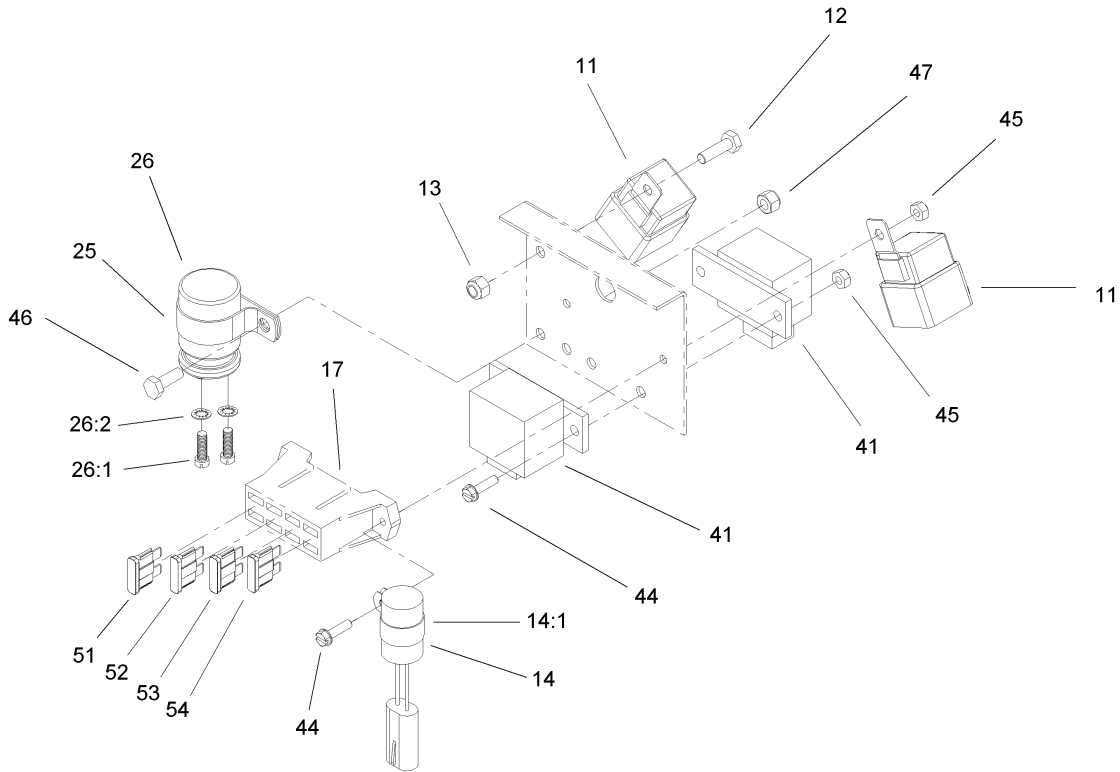
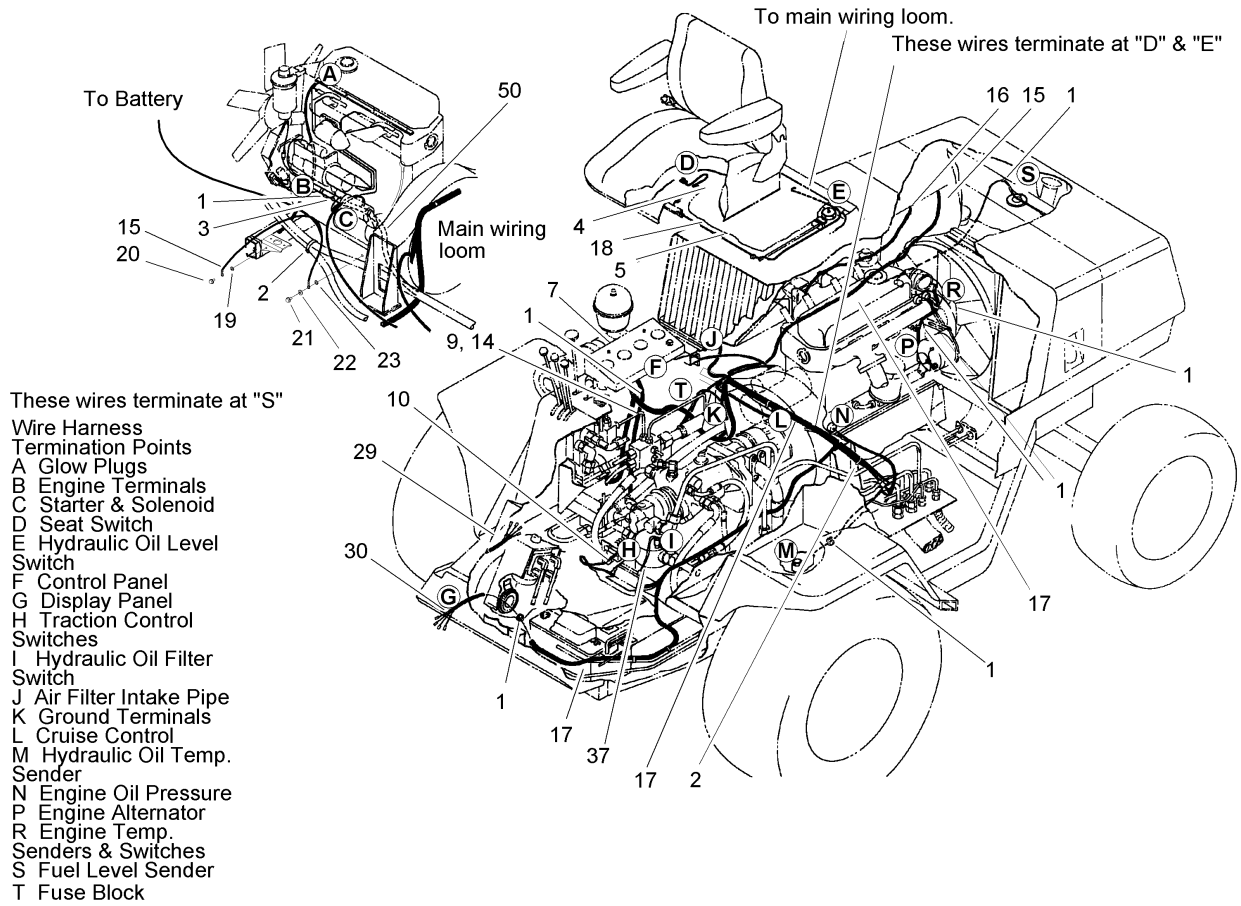


## Hydraulic Manifold Assembly No. 92-2982

| Ref | Part No. | Qty. | Description        |
|-----|----------|------|--------------------|
| 2   | 93-1406  | 1    | Cartridge-Logic    |
| 3   | 93-1409  | 1    | Cartridge-Logic    |
| 4   | 95-6014  | 3    | Valve-Check        |
| 4:1 | 95-5645  | 1    | Seal Kit           |
| 5   | 93-1407  | 1    | Cartridge-Solenoid |
| 6   | 105-7340 | 1    | Coil ASM           |
| 8   | 353-989  | 4    | Plug-Hex, Hollow   |
| 8:1 | 237-42   | 1    | O-Ring             |
| 9   | 93-1408  | 1    | Seal Kit           |
| 10  | 69-4240  | 1    | Seal Kit           |
| 12  |          | 1    | Block-Manifold     |
| 13  | 95-5644  | 1    | Seal Kit           |

|  |  |  |  |
|--|--|--|--|
|  |  |  |  |
|--|--|--|--|

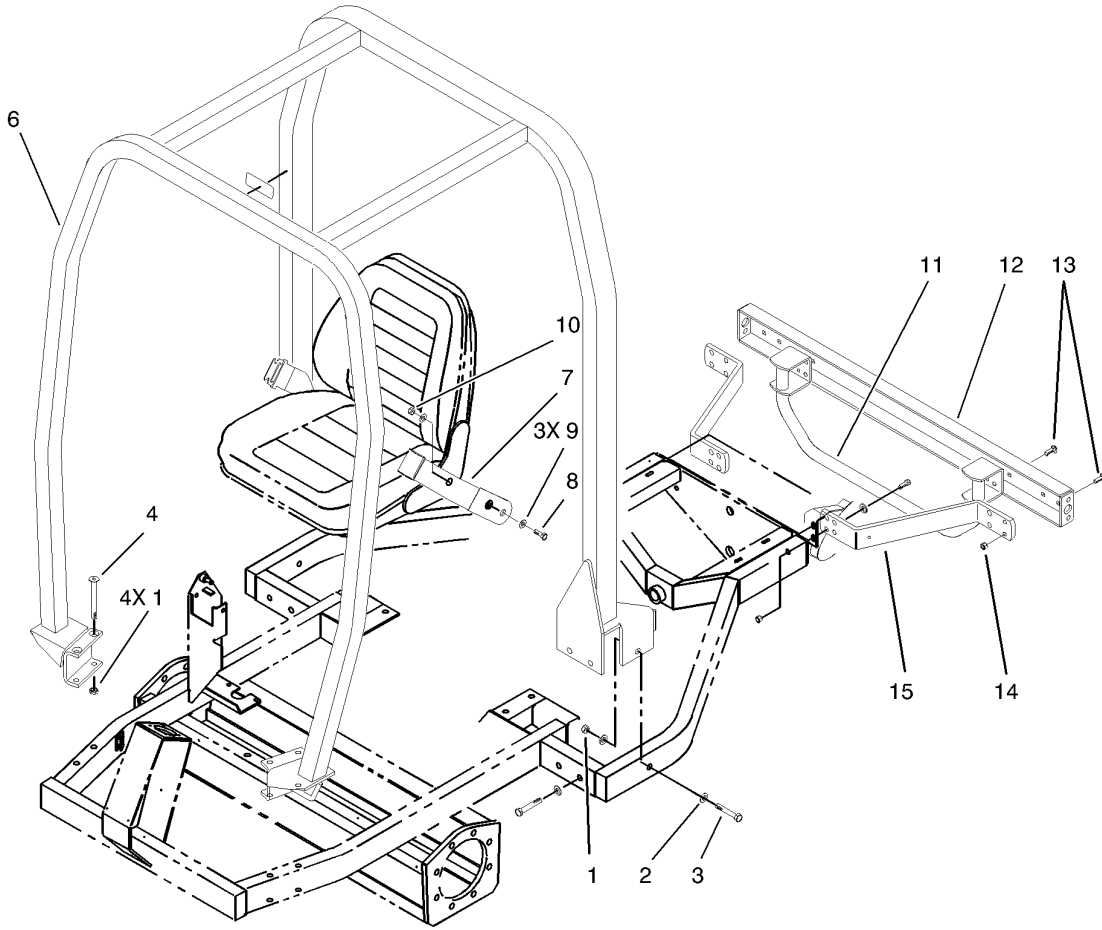
# Electrical System Diagram



# Electrical System Diagram

| Ref  | Part No. | Qty. | Description                 |
|------|----------|------|-----------------------------|
| 1    | 3290-378 | 29   | Tie-Cable                   |
| 2    | 3290-379 | 5    | Tie-Cable                   |
| 3    | 2412-109 | 1    | Clip-J                      |
| 4    | 237-100  | 1    | Grommet                     |
| 5    | 104-5232 | 4    | Clip-Wire                   |
| 7    | 105-9279 | 1    | Harness-Wire, Control Panel |
| 9    | 82-9790  | 1    | Harness                     |
| 10   | 104-5205 | 1    | Harness-Wire, Micro Switch  |
| 11   | 99-7430  | 2    | Relay                       |
| 12   | 321-5    | 1    | Screw-HH                    |
| 13   | 3296-42  | 1    | Nut-Lock, NI                |
| 14   | 83-2280  | 1    | Timer-Delay                 |
| 14:1 | 98-4604  | 1    | R-Clamp                     |
| 15   | 106-7053 | 1    | Cable-Battery, Negative     |
| 16   | 104-0086 | 1    | Cable-Battery, Positive     |
| 17   | 108-1442 | 1    | Harness-Wire                |
| 18   | 82-9750  | 1    | Harness                     |
| 19   | 3255-8   | 1    | Washer-Lock                 |
| 20   | 32144-14 | 1    | Screw-HWH                   |
| 21   | 43-0090  | 1    | Screw-HH                    |
| 22   | 42-9600  | 1    | Lockwasher-Spring           |
| 23   | 3255-9   | 1    | Washer-Lock, Ext            |
| 25   | 2412-74  | 1    | R-Clamp                     |
| 26   | 37-2690  | 1    | Capacitor                   |
| 26:1 | 3252-18  | 2    | Screw                       |
| 26:2 | 3254-1   | 2    | Washer-Lock, Int            |
| 29   | 82-9230  | 2    | Harness                     |
| 30   | 98-3819  | 1    | Harness-Wire, Light Cluster |
| 37   | 86-5990  | 1    | Harness-Filter              |
| 41   | 66-8800  | 2    | Relay                       |
| 44   | 32105-13 | 4    | Screw-SHH                   |
| 45   | 3296-2   | 4    | Nut-Lock                    |
| 46   | 321-4    | 1    | Screw-HH                    |
| 47   | 3296-42  | 1    | Nut-Lock, NI                |
| 50   | 99-3441  | 1    | Harness-Wire, Fusible Link  |
| 51   | 99-6124  | 1    | Fues-40 Amp                 |
| 52   | 109101   | 1    | Fues-20 Amp                 |
| 53   | 110928   | 1    | Fues-5 Amp                  |
| 54   | 114241   | 1    | Fues-7.5 Amp                |

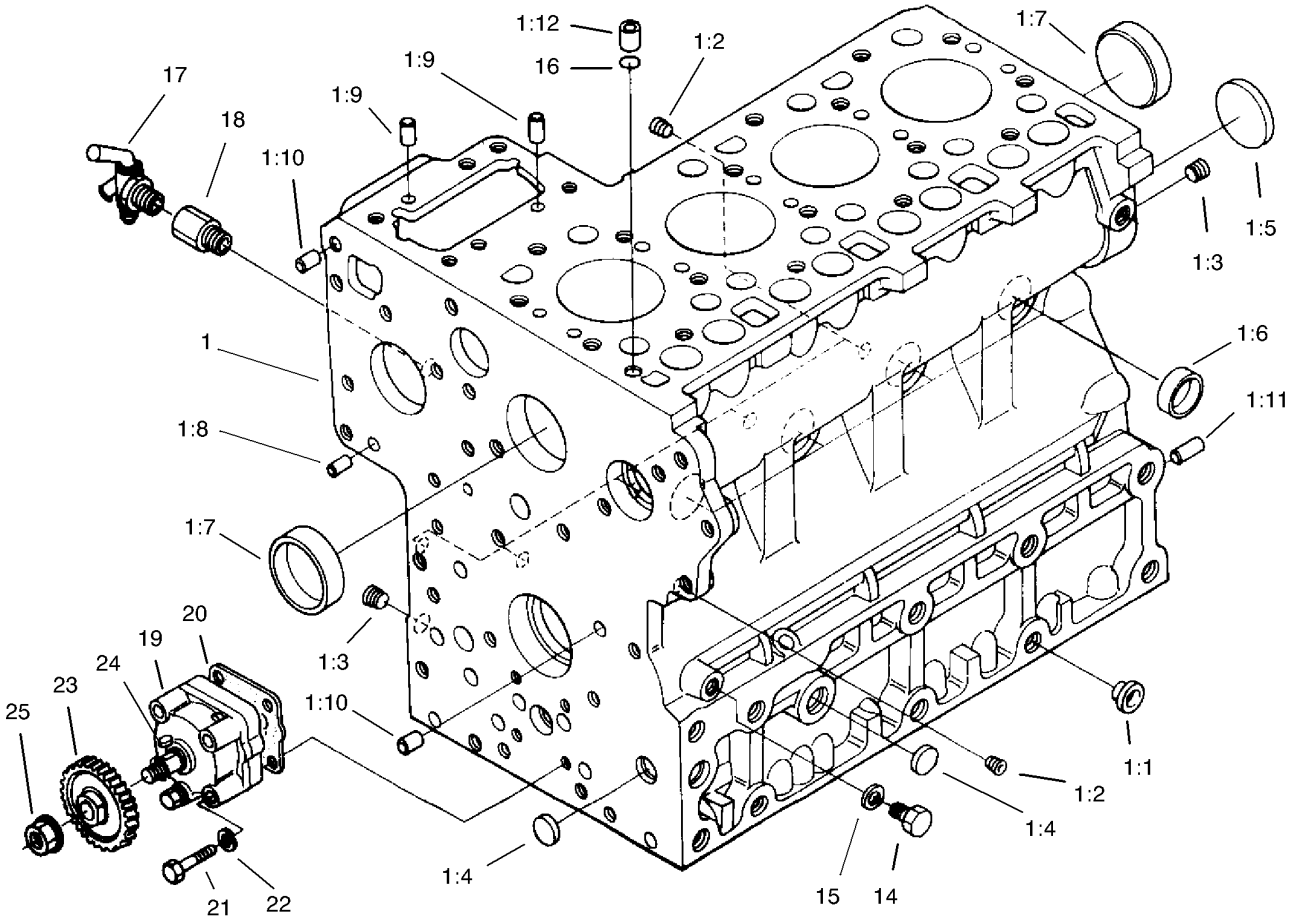
|  |  |  |  |
|--|--|--|--|
|  |  |  |  |
|--|--|--|--|



## Roll Over Protection System Assembly

| Ref | Part No.   | Qty. | Description    |
|-----|------------|------|----------------|
| 1   | 3296-23    | 10   | Nut-Lock, NI   |
| 2   | 3256-26    | 12   | Washer-Flat    |
| 3   | 325-12     | 6    | Screw-HH       |
| 4   | 3289-25    | 4    | Screw-SFH      |
| 6   | 92-2987-03 | 1    | Rops ASM       |
| 7   | 21-4191    | 1    | Seat Belt ASM  |
| 8   | 324-5      | 2    | Screw-HH       |
| 9   | 3256-25    | 6    | Washer-Flat    |
| 10  | 3296-48    | 2    | Nut-Lock, NI   |
| 11  | 92-6050-03 | 1    | Guard ASM      |
| 12  | 92-6052-03 | 1    | Bumper-Rear    |
| 13  | 3231-25    | 12   | Screw-CARR     |
| 14  | 3296-39    | 12   | Nut-Lock, NI   |
| 15  | 92-6051-03 | 2    | Bracket-Bumper |

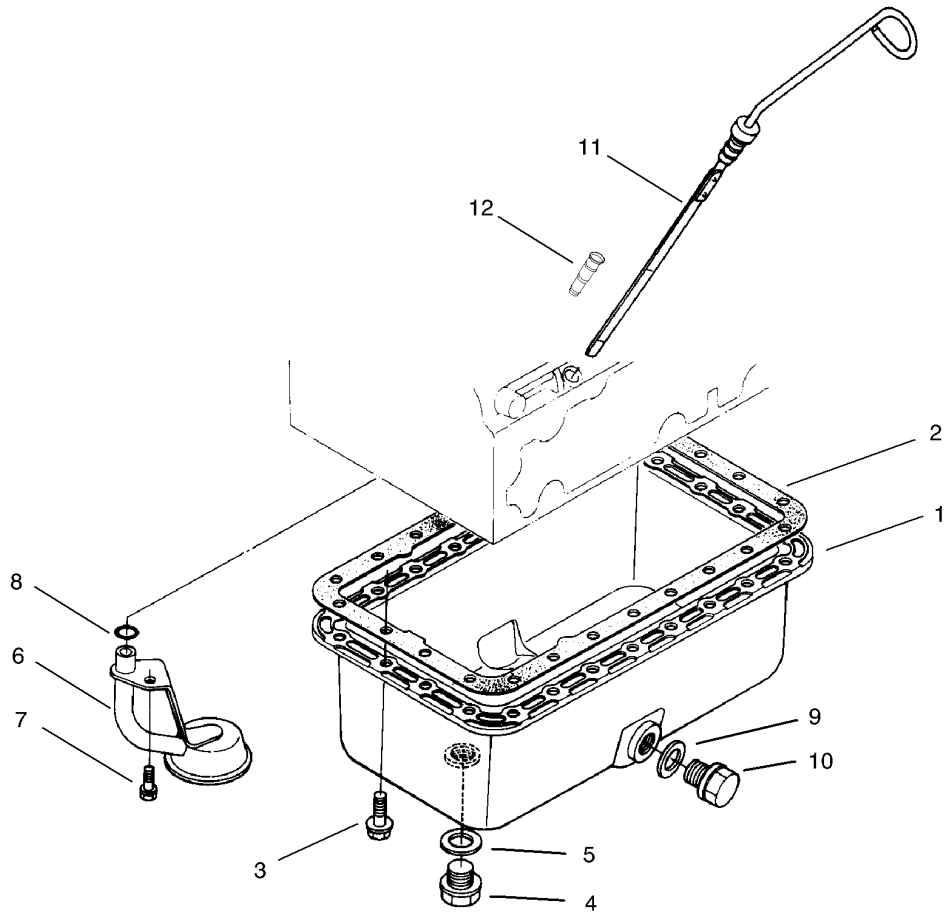
|  |  |  |  |  |
|--|--|--|--|--|
|  |  |  |  |  |
|--|--|--|--|--|



## Crankcase Assembly

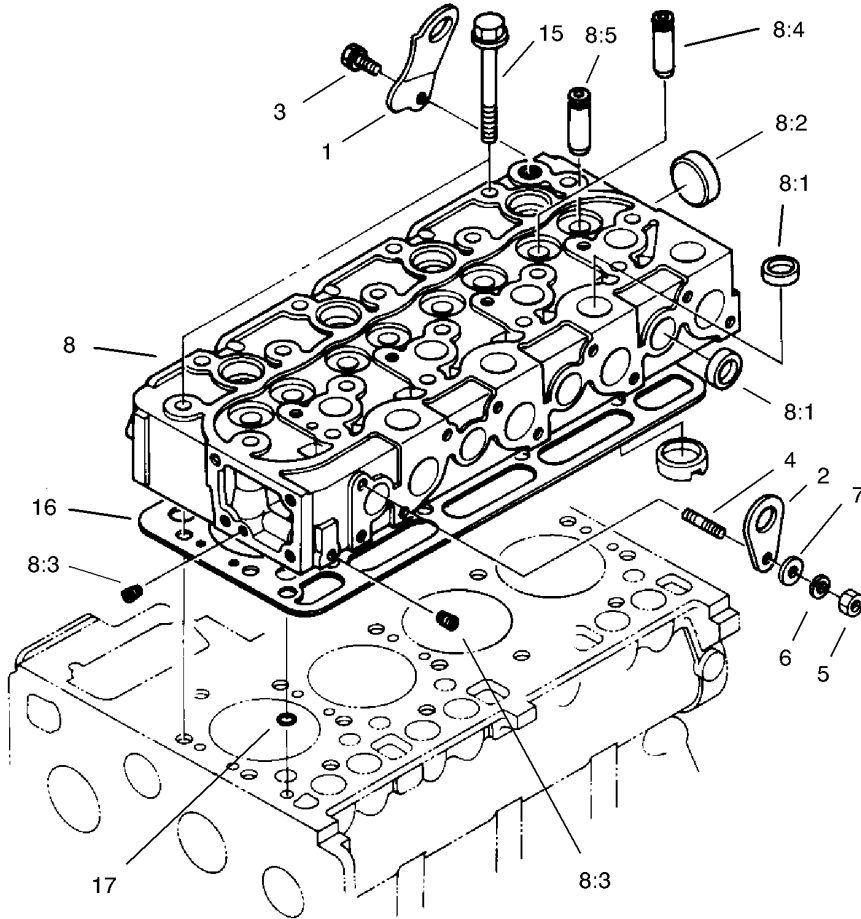
| Ref  | Part No. | Qty. | Description          |
|------|----------|------|----------------------|
| 1    | 98-7485  | 1    | Crankshaft-Complete  |
| 1:1  | 98-7486  | 2    | Plug                 |
| 1:2  | 98-7487  | 6    | Plug                 |
| 1:3  | 98-7488  | 2    | Plug                 |
| 1:4  | 98-7489  | 3    | Plug                 |
| 1:5  | 98-7490  | 1    | Plug                 |
| 1:6  | 98-7500  | 6    | Cap-Sealing          |
| 1:7  | 98-7501  | 2    | Cap-Sealing          |
| 1:8  | 98-7502  | 2    | Pin-Straight         |
| 1:9  | 98-7503  | 2    | Pin-Straight         |
| 1:10 | 98-7504  | 2    | Pin-Straight         |
| 1:11 | 98-7505  | 1    | Pin-Straight         |
| 1:12 | 98-7506  | 1    | Pin-Pipe             |
| 14   | 98-7507  | 1    | Plug                 |
| 15   | 98-7528  | 1    | O-Ring               |
| 16   | 98-7509  | 1    | O-Ring               |
| 17   | 98-7510  | 1    | Cock-Drain           |
| 18   | 98-7511  | 1    | Joint-Cock, Drain    |
| 19   | 98-7512  | 1    | Oil Pump ASM         |
| 20   | 98-7513  | 1    | Gasket-Pump, Oil     |
| 21   | 98-7514  | 4    | Bolt                 |
| 22   | 98-7515  | 4    | Washer-Spring        |
| 23   | 98-7516  | 1    | Gear-Drive, Oil Pump |
| 24   | 98-7517  | 1    | Key-Feather          |

| Ref | Part No. | Qty. | Description |
|-----|----------|------|-------------|
| 25  | 98-7518  | 1    | Nut-Flange  |



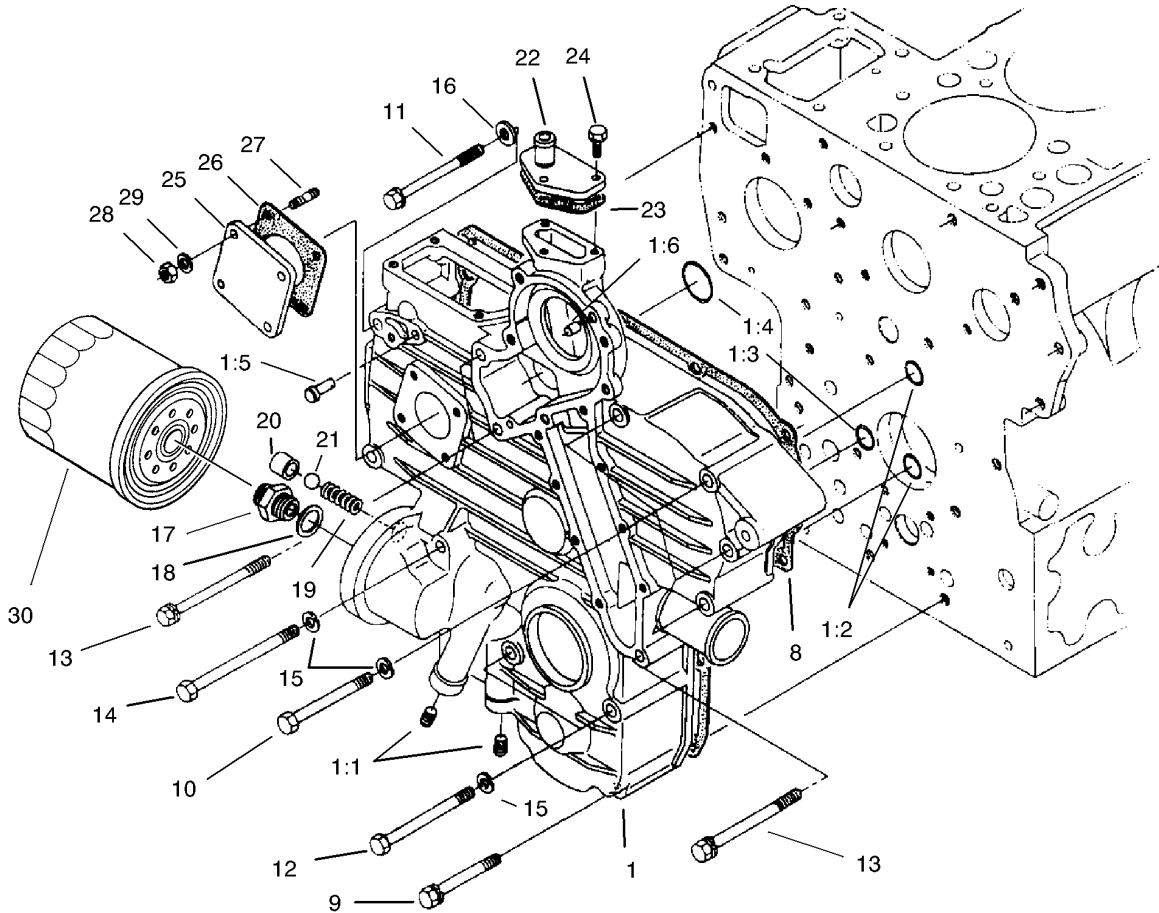
### Oil Pan Assembly

| Ref | Part No. | Qty. | Description |
|-----|----------|------|-------------|
| 1   | 98-7520  | 1    | Pan-Oil     |
| 2   | 98-7521  | 1    | Gasket      |
| 3   | 98-7522  | 24   | Bolt-Flange |
| 4   | 98-7523  | 1    | Plug-Drain  |
| 5   | 98-7524  | 1    | Gasket      |
| 6   | 98-7525  | 1    | Filter-Oil  |
| 7   | 98-7526  | 1    | Bolt        |
| 8   | 98-7527  | 1    | O-Ring      |
| 9   | 98-7528  | 1    | O-Ring      |
| 10  | 98-7529  | 1    | Plug-Drain  |
| 11  | 105-4579 | 1    | Gauge-Oil   |
| 12  | 105-4580 | 1    | Guide       |



## Cylinder Head Assembly

| Ref | Part No. | Qty. | Description             |
|-----|----------|------|-------------------------|
| 1   | 98-7530  | 1    | Hook-Engine             |
| 2   | 98-7531  | 1    | Hook-Engine             |
| 3   | 98-7526  | 1    | Bolt                    |
| 4   | 98-7533  | 1    | Stud                    |
| 5   | 98-7534  | 1    | Nut                     |
| 6   | 98-7535  | 1    | Washer-Spring           |
| 7   | 98-7536  | 1    | Washer-Plain            |
| 8   | 98-7537  | 1    | Head-Cylinder, Complete |
| 8:1 | 98-7538  | 12   | Cap-Sealing             |
| 8:2 | 98-7539  | 1    | Cap-Sealing             |
| 8:3 | 98-7540  | 2    | Plug                    |
| 8:4 | 98-7541  | 4    | Plug                    |
| 8:5 | 98-7542  | 4    | Guide-Valve, Exhaust    |
| 15  | 98-7543  | 18   | Bolt-Head, Cylinder     |
| 16  | 98-7544  | 1    | Gasket-Head, Cylinder   |
| 17  | 98-7509  | 1    | O-Ring                  |

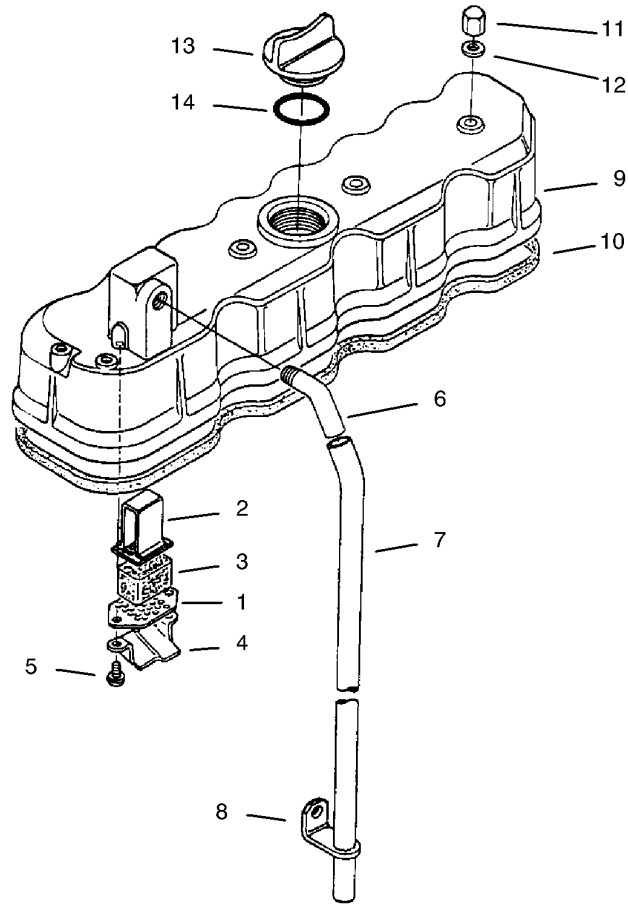


## Gear Case Assembly

| Ref | Part No. | Qty. | Description          |
|-----|----------|------|----------------------|
| 1   | 98-7545  | 1    | Gear Case ASM        |
| 1:1 | 98-7546  | 2    | Plug                 |
| 1:2 | 98-7547  | 2    | O-Ring               |
| 1:3 | 98-7548  | 1    | O-Ring               |
| 1:4 | 98-7549  | 1    | O-Ring               |
| 1:5 | 98-7550  | 1    | Pin-Spring, Start    |
| 1:6 | 98-7504  | 2    | Pin-Straight         |
| 8   | 98-7552  | 1    | Packing-Case, Gear   |
| 9   | 98-7553  | 2    | Bolt                 |
| 10  | 98-7554  | 5    | Bolt                 |
| 11  | 98-7555  | 1    | Bolt                 |
| 12  | 98-7556  | 2    | Bolt                 |
| 13  | 98-7557  | 3    | Bolt                 |
| 14  | 98-7558  | 2    | Bolt                 |
| 15  | 98-7535  | 9    | Washer-Spring        |
| 16  | 98-7536  | 1    | Washer-Plain         |
| 17  | 98-7561  | 1    | Joint-Pipe           |
| 18  | 98-7562  | 1    | Washer-Plain         |
| 19  | 98-7563  | 1    | Spring               |
| 20  | 98-7564  | 1    | Seat-Valve           |
| 21  | 98-7565  | 1    | Ball                 |
| 22  | 98-7566  | 1    | Flange-Return, Water |
| 23  | 98-7567  | 1    | Gasket               |
| 24  | 98-7568  | 1    | Bolt                 |

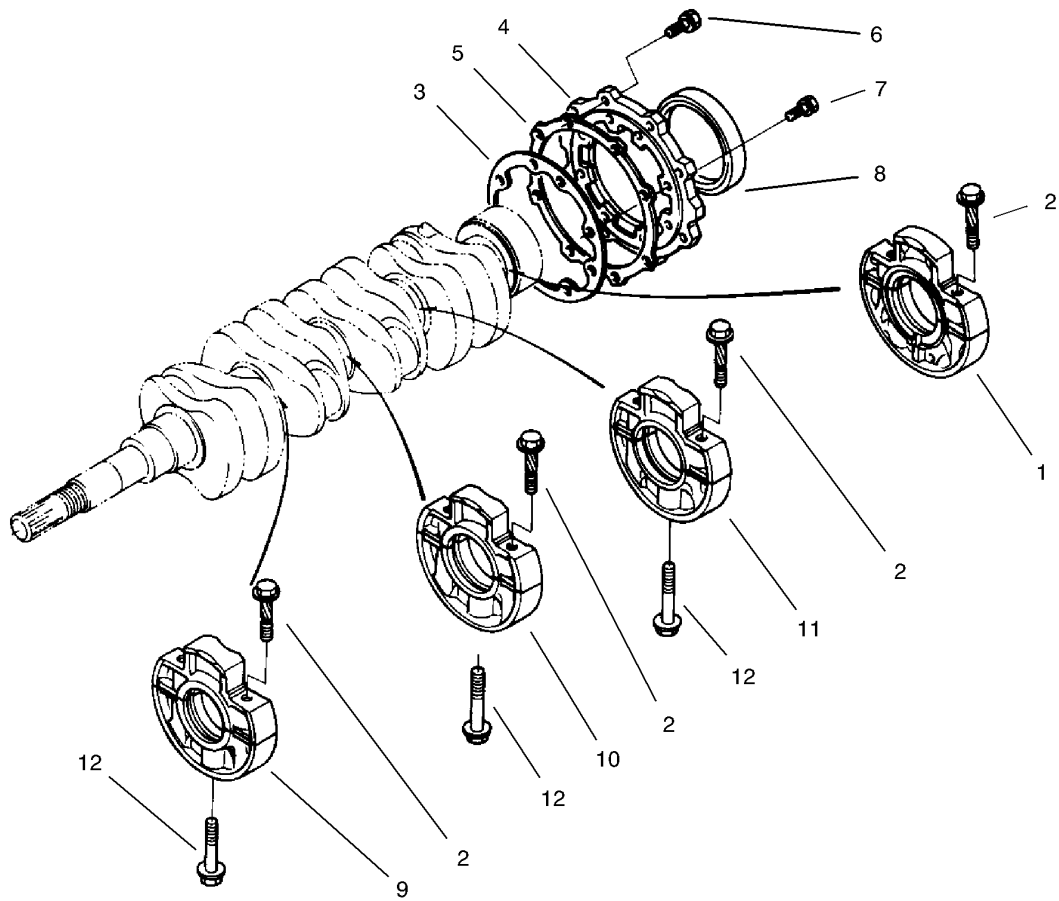
| Ref | Part No. | Qty. | Description           |
|-----|----------|------|-----------------------|
| 25  | 98-7569  | 1    | Cover                 |
| 26  | 98-7570  | 1    | Gasket-Unit, H/meter  |
| 27  | 98-7571  | 4    | Stud                  |
| 28  | 98-7572  | 4    | Nut                   |
| 29  | 98-7515  | 4    | Washer-Spring         |
| 30  | 98-7431  | 1    | Cartridge-Filter, Oil |





## Valve Cover Assembly

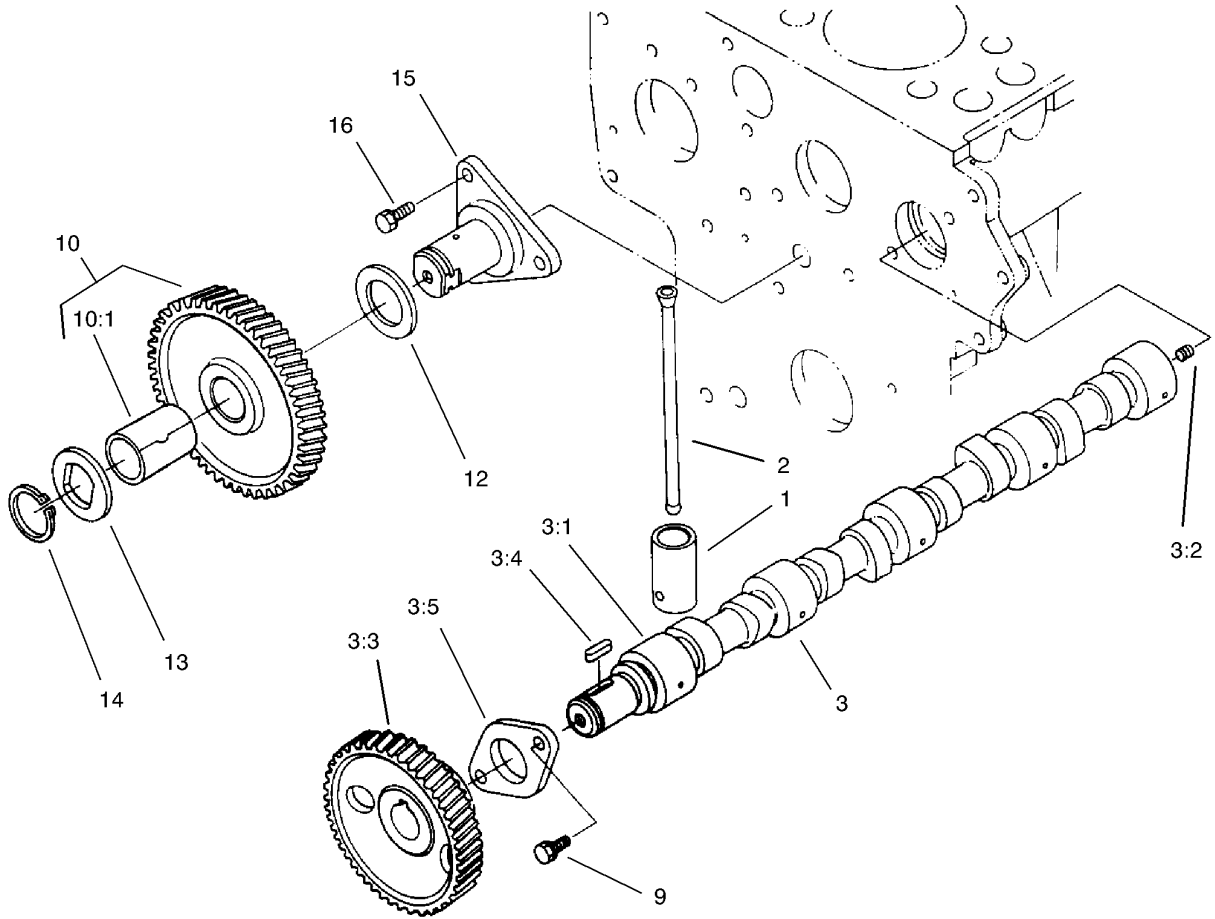
| Ref | Part No. | Qty. | Description          |
|-----|----------|------|----------------------|
| 1   | 98-7417  | 1    | Plate-Element        |
| 2   | 98-7418  | 1    | Plate-Element        |
| 3   | 98-7419  | 1    | Element-Breather     |
| 4   | 98-7420  | 1    | Shield-Breather, Oil |
| 5   | 98-7421  | 2    | Screw W/washer       |
| 6   | 98-7422  | 1    | Joint-Pipe, Breather |
| 7   | 98-7423  | 1    | Pipe-Breather        |
| 8   | 98-7424  | 1    | Clamp-Pipe           |
| 9   | 98-7425  | 1    | Cover-Head, Cylinder |
| 10  | 98-7426  | 1    | Gasket-Cover, Head   |
| 11  | 98-7427  | 4    | Nut-Cap              |
| 12  | 98-7428  | 4    | Gasket               |
| 13  | 98-7429  | 1    | Plug-Filter, Oil     |
| 14  | 98-7430  | 1    | O-Ring               |



## Main Bearing Case Assembly

| Ref | Part No. | Qty. | Description                |
|-----|----------|------|----------------------------|
| 1   | 98-7433  | 1    | Main Bearing Case ASM      |
| 2   | 98-7434  | 8    | Bolt-Case, Bearing         |
| 3   | 98-7435  | 1    | Gasket-Case, Bearing       |
| 4   | 98-7436  | 1    | Cover-Case, Bearing        |
| 5   | 98-7437  | 1    | Gasket-Case Cover, Bearing |
| 6   | 98-7438  | 8    | Bolt                       |
| 7   | 98-7439  | 8    | Bolt                       |
| 8   | 98-7440  | 1    | Seal-Oil                   |
| 9   | 98-7441  | 1    | Main Bearing Case ASM      |
| 10  | 98-7442  | 1    | Main Bearing Case ASM      |
| 11  | 98-7443  | 1    | Main Bearing Case ASM      |
| 12  | 98-7444  | 3    | Bolt-Case, Bearing         |

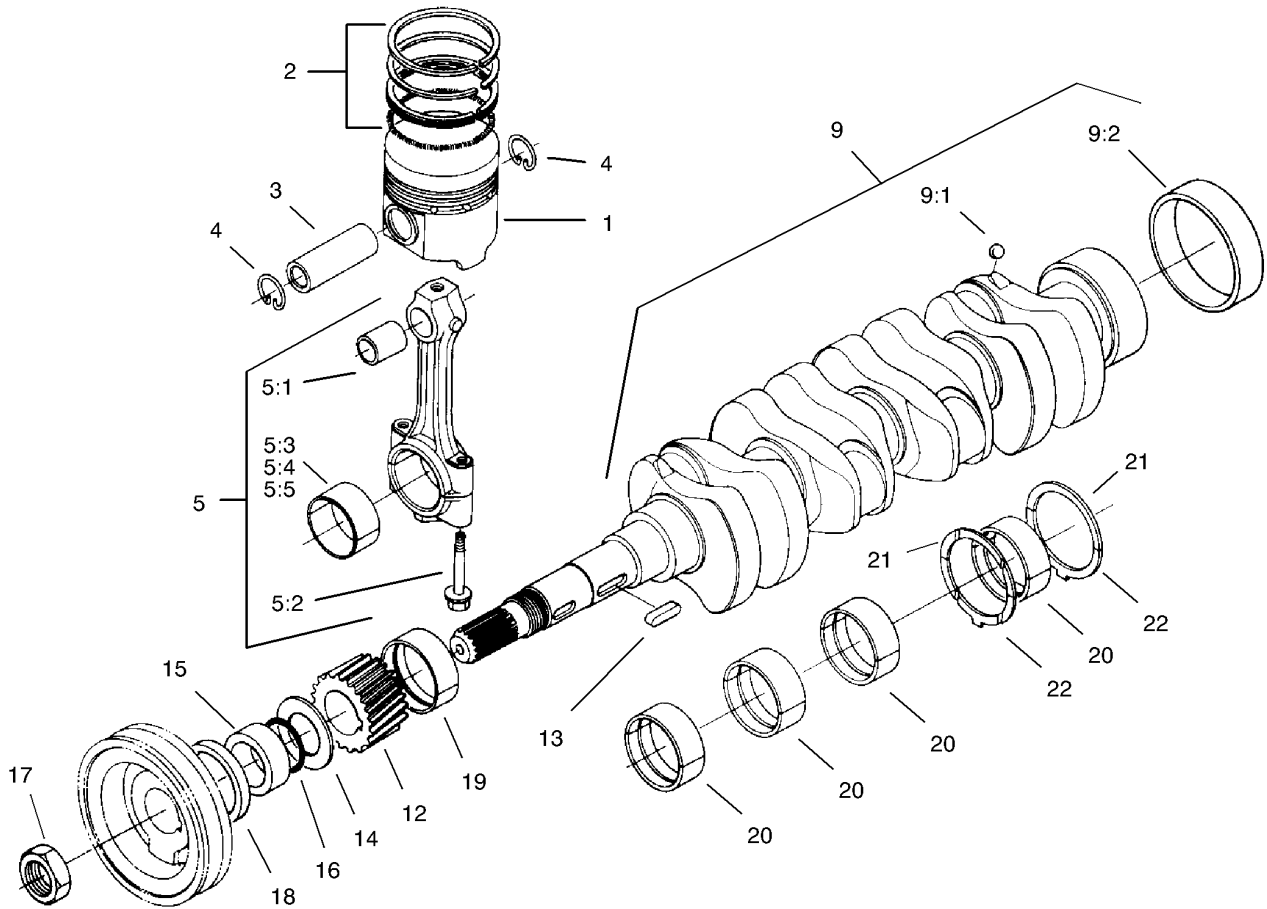
|  |  |  |  |
|--|--|--|--|
|  |  |  |  |
|--|--|--|--|



## Camshaft Assembly

| Ref  | Part No. | Qty. | Description          |
|------|----------|------|----------------------|
| 1    | 98-7445  | 8    | Tappet               |
| 2    | 98-7446  | 8    | Rod-Push             |
| 3    | 98-7447  | 1    | Camshaft ASM         |
| 3:1  | 98-7448  | 1    | Camshaft             |
| 3:2  | 98-7449  | 1    | Screw-Set            |
| 3:3  | 98-7450  | 1    | Gear-Camshaft        |
| 3:4  | 98-7451  | 1    | Key-Feather          |
| 3:5  | 98-7452  | 1    | Stopper-Camshaft     |
| 9    | 98-7453  | 2    | Bolt                 |
| 10   | 98-7454  | 1    | Gear-Idler, Complete |
| 10:1 | 98-7455  | 1    | Bushing-Gear, Idler  |
| 12   | 98-7456  | 1    | Collar               |
| 13   | 98-7457  | 1    | Collar               |
| 14   | 98-7458  | 1    | Clip-Cir., External  |
| 15   | 98-7459  | 1    | Shaft-Gear, Idler    |
| 16   | 98-7453  | 3    | Bolt                 |

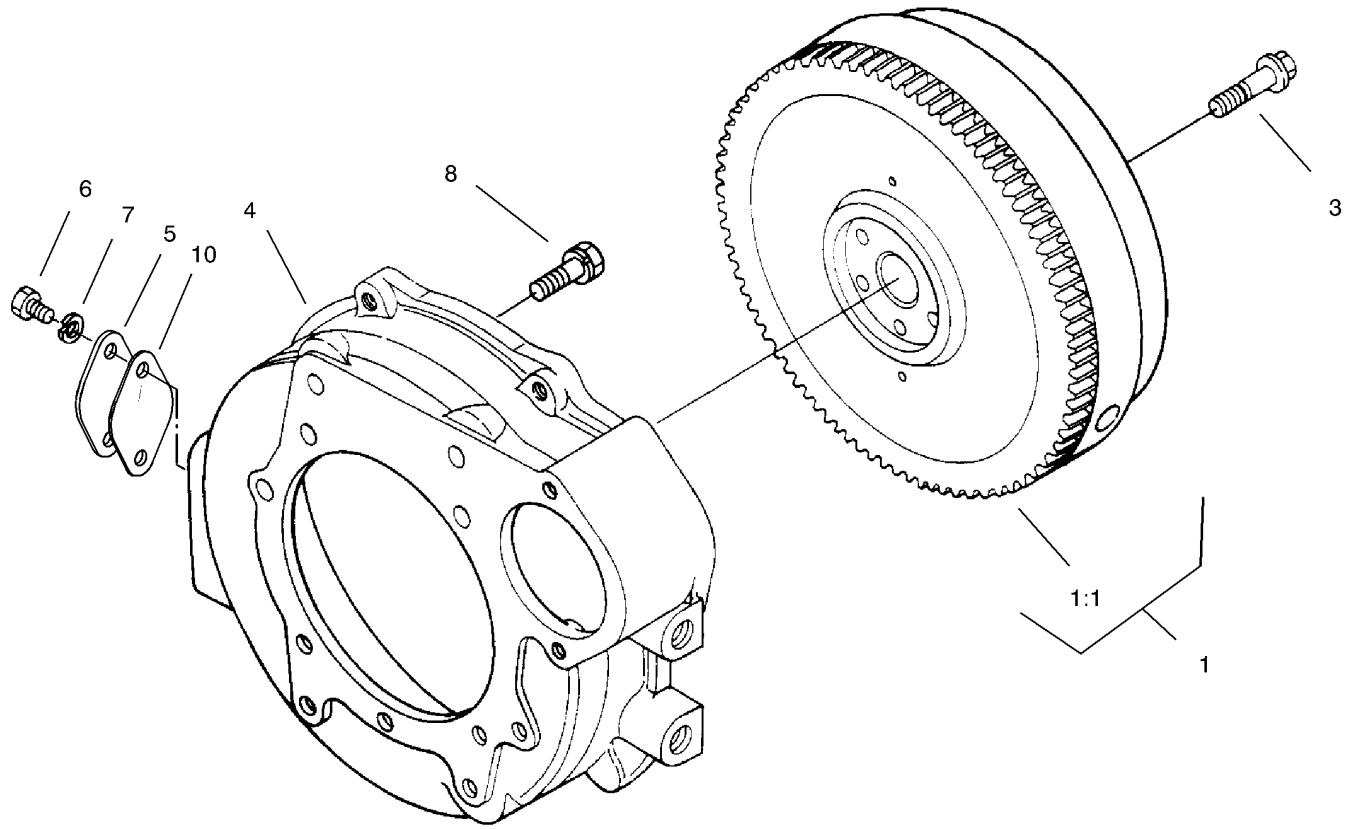
|  |  |  |  |
|--|--|--|--|
|  |  |  |  |
|--|--|--|--|



## Piston and Crankshaft Assembly

| Ref | Part No. | Qty. | Description                |
|-----|----------|------|----------------------------|
| 1   | 98-7460  | 4    | Piston                     |
| 1   | 98-7461  | 4    | Piston                     |
| 2   | 98-7463  | 4    | Piston Ring ASM            |
| 2   | 98-7462  | 4    | Piston Ring ASM            |
| 3   | 98-7464  | 4    | Pin-Piston                 |
| 4   | 98-7465  | 8    | Clip-Pin, Piston           |
| 5   | 98-7466  | 4    | Connecting Rod ASM         |
| 5:1 | 98-7467  | 4    | Bushing-Pin, Piston        |
| 5:2 | 98-7468  | 8    | Bolt-Rod, Connecting       |
| 5:3 | 98-7469  | 4    | Metal-Crankpin (Std)       |
| 5:4 | 98-7470  | 4    | Metal-Crankpin (-0.20mm)   |
| 5:5 | 98-7471  | 4    | Metal-Crankpin (-0.40mm)   |
| 9   | 98-7472  | 1    | Crankshaft-Complete        |
| 9:1 | 98-7473  | 4    | Ball                       |
| 9:2 | 98-7474  | 1    | Sleeve-Crankshaft          |
| 12  | 98-7475  | 1    | Gear-Crankshaft            |
| 13  | 98-7451  | 1    | Key-Feather                |
| 14  | 98-7476  | 1    | Slinger-Oil                |
| 15  | 98-7477  | 1    | Collar-Crankshaft          |
| 16  | 98-7478  | 1    | O-Ring                     |
| 17  | 98-7479  | 1    | Nut-Crankshaft             |
| 18  | 98-7480  | 1    | Seal-Oil                   |
| 19  | 98-7481  | 1    | Metal-Crankshaft (Std)     |
| 19  | 98-7482  | 1    | Metal-Crankshaft (-0.20mm) |

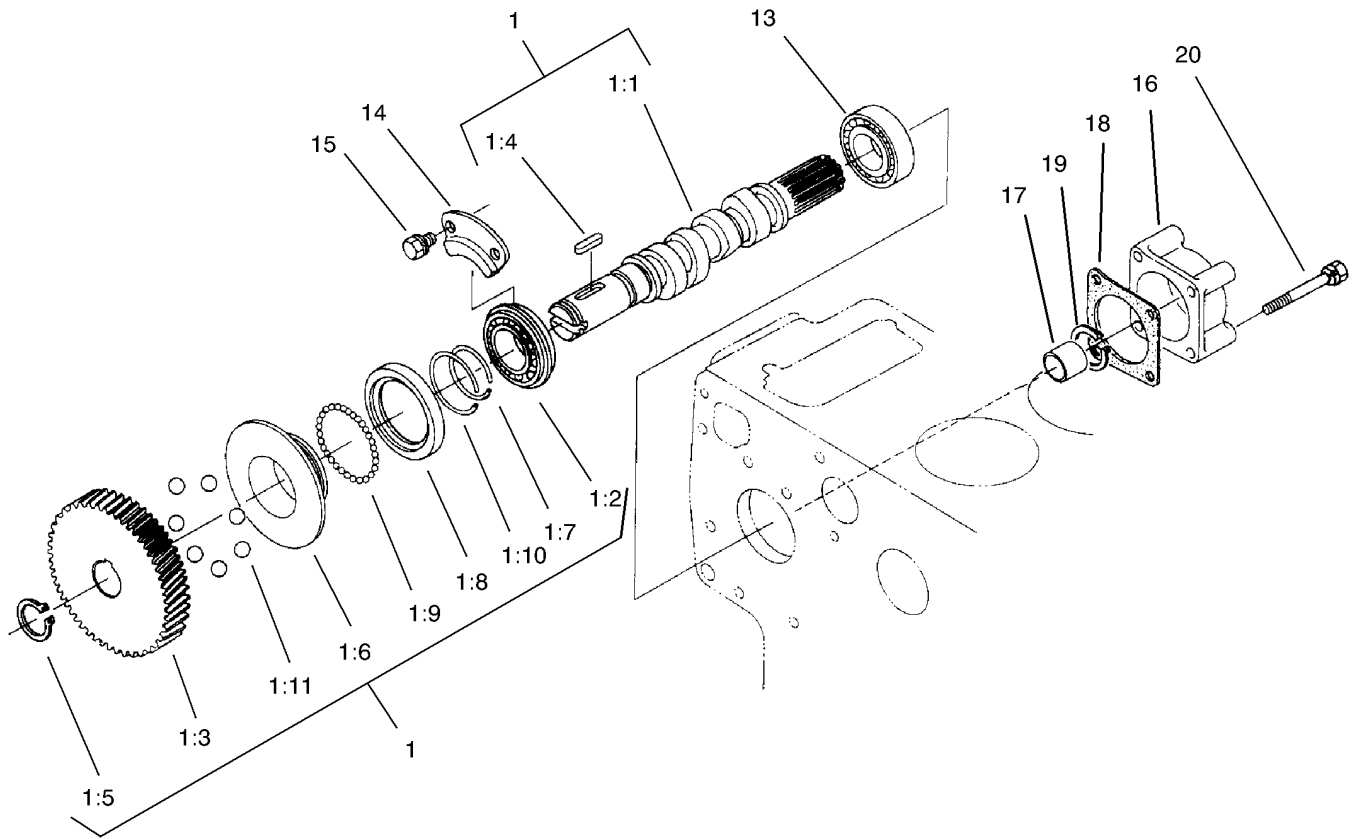
| Ref | Part No. | Qty. | Description                |
|-----|----------|------|----------------------------|
| 19  | 98-7483  | 1    | Metal-Crankshaft (-0.40mm) |
| 20  | 98-7484  | 1    | Metal-Crankshaft (Std)     |
| 20  | 99-6862  | 1    | Metal-Crankshaft (-0.20mm) |
| 20  | 99-6863  | 1    | Metal-Crankshaft (-0.40mm) |
| 21  | 99-6864  | 2    | Metal-Side (Std)           |
| 21  | 99-6865  | 2    | Metal-Side, O/s (0.2mm)    |
| 21  | 99-6866  | 2    | Metal-Side, O/s (0.4mm)    |
| 22  | 99-6869  | 2    | Metal-Side, O/s (0.4mm)    |
| 22  | 99-6868  | 2    | Metal-Side, O/s (0.2mm)    |
| 22  | 99-6867  | 2    | Metal-Side (Std)           |



## Flywheel Assembly

| Ref | Part No. | Qty. | Description      |
|-----|----------|------|------------------|
| 1   | 98-7532  | 1    | Flywheel         |
| 1:1 | 98-7560  | 1    | Gear-Ring        |
| 3   | 98-7573  | 6    | Bolt-Flywheel    |
| 4   | 98-7559  | 1    | Housing-Flywheel |
| 5   | 98-7883  | 1    | Cover            |
| 6   | 98-7884  | 2    | Bolt             |
| 7   | 98-7535  | 2    | Washer-Spring    |
| 8   | 98-7885  | 11   | Bolt             |
| 10  | 98-7886  | 1    | Gasket           |

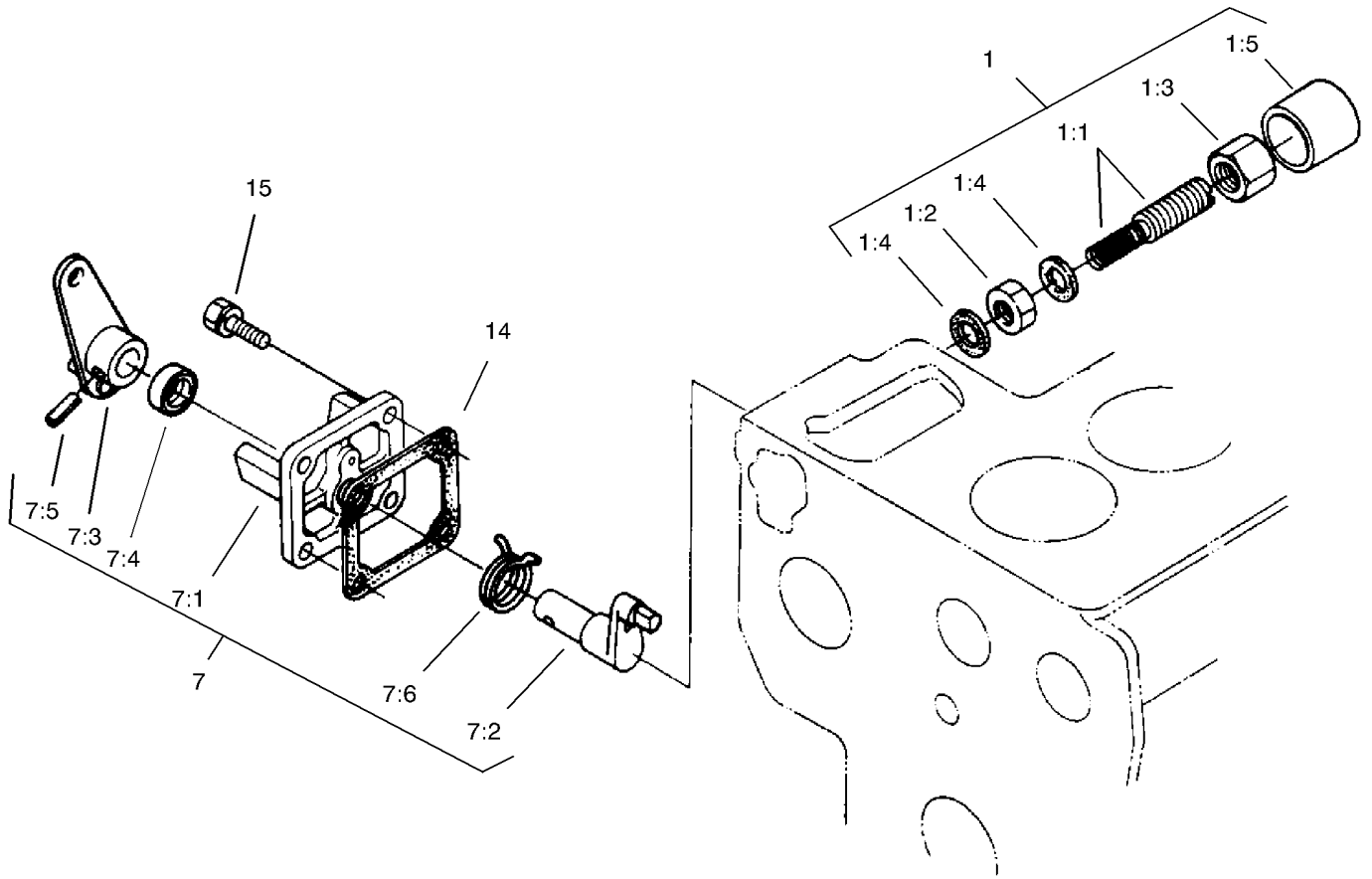
|  |  |  |  |
|--|--|--|--|
|  |  |  |  |
|--|--|--|--|



## Fuel Camshaft Assembly

| Ref  | Part No. | Qty. | Description                |
|------|----------|------|----------------------------|
| 1    | 98-7551  | 1    | Fuel Camshaft ASM          |
| 1:1  | 98-7508  | 1    | Camshaft-Fuel              |
| 1:2  | 98-7595  | 1    | Bearing-Ball               |
| 1:3  | 98-7574  | 1    | Gear-Pump, Injection       |
| 1:4  | 98-7575  | 1    | Key-Feather                |
| 1:5  | 98-7576  | 1    | Clip-Cir., External        |
| 1:6  | 98-7577  | 1    | Sleeve-Governor            |
| 1:7  | 98-7578  | 1    | Clip-Cir., Governor Sleeve |
| 1:8  | 98-7579  | 1    | Case-Ball, Governor        |
| 1:9  | 98-7580  | 39   | Ball                       |
| 1:10 | 98-7581  | 1    | Clip-Cir.                  |
| 1:11 | 98-7582  | 7    | Ball                       |
| 13   | 98-7583  | 1    | Bearing-Ball               |
| 14   | 98-7584  | 1    | Stopper                    |
| 15   | 98-7585  | 2    | Bolt                       |
| 16   | 98-7586  | 1    | Cover-Fuel, Camshaft       |
| 17   | 98-7587  | 1    | Collar                     |
| 18   | 98-7588  | 1    | Gasket                     |
| 19   | 98-7589  | 1    | Clip-Cir., External        |
| 20   | 98-7590  | 4    | Bolt                       |

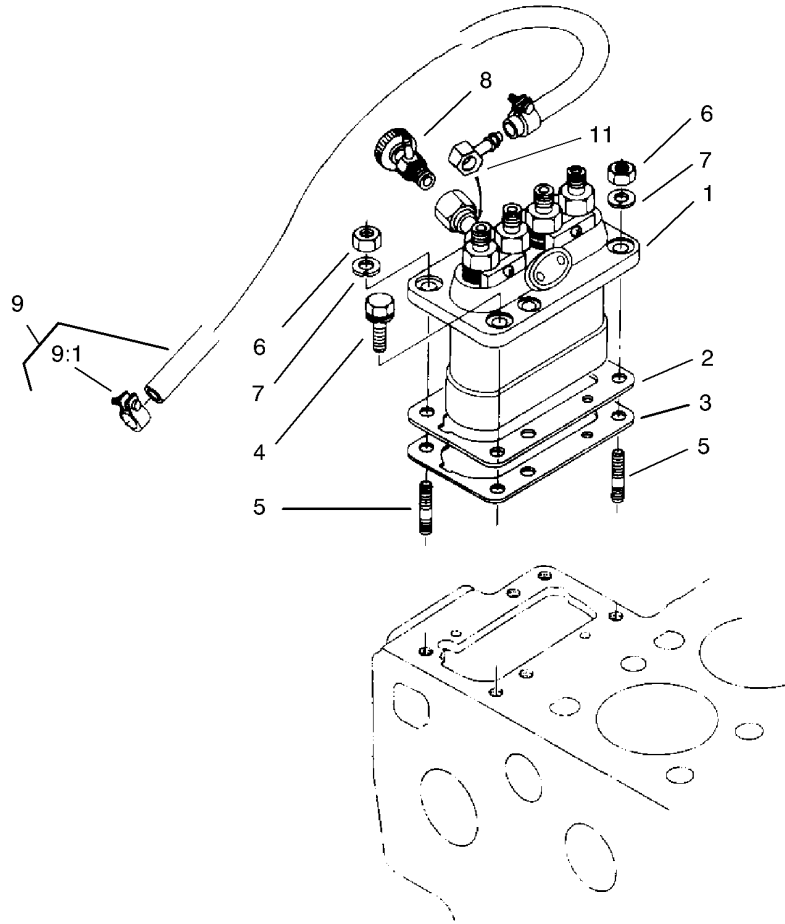
|  |  |  |  |
|--|--|--|--|
|  |  |  |  |
|  |  |  |  |
|  |  |  |  |
|  |  |  |  |



## Engine Stop Lever Assembly

| Ref | Part No. | Qty. | Description           |
|-----|----------|------|-----------------------|
| 1   | 98-7591  | 1    | I/d Appartus ASM      |
| 1:1 | 98-7592  | 1    | Adjusting Bolt ASM    |
| 1:2 | 98-7593  | 1    | Nut                   |
| 1:3 | 98-7594  | 1    | Nut-Cap               |
| 1:4 | 98-7428  | 2    | Gasket                |
| 1:5 | 98-7596  | 1    | Cap                   |
| 7   | 98-7597  | 1    | Engine Stop Lever ASM |
| 7:1 | 98-7598  | 1    | Cover-Pump, Injection |
| 7:2 | 98-7599  | 1    | Shaft-Lever           |
| 7:3 |          | 1    | Lever-Stop, Engine    |
| 7:4 | 98-7601  | 1    | Seal-Oil              |
| 7:5 | 98-7602  | 1    | Pin-Spring            |
| 7:6 | 98-7603  | 1    | Spring-Return         |
| 14  | 98-7604  | 1    | Gasket-Cover, Pump    |
| 15  | 98-7605  | 4    | Bolt                  |

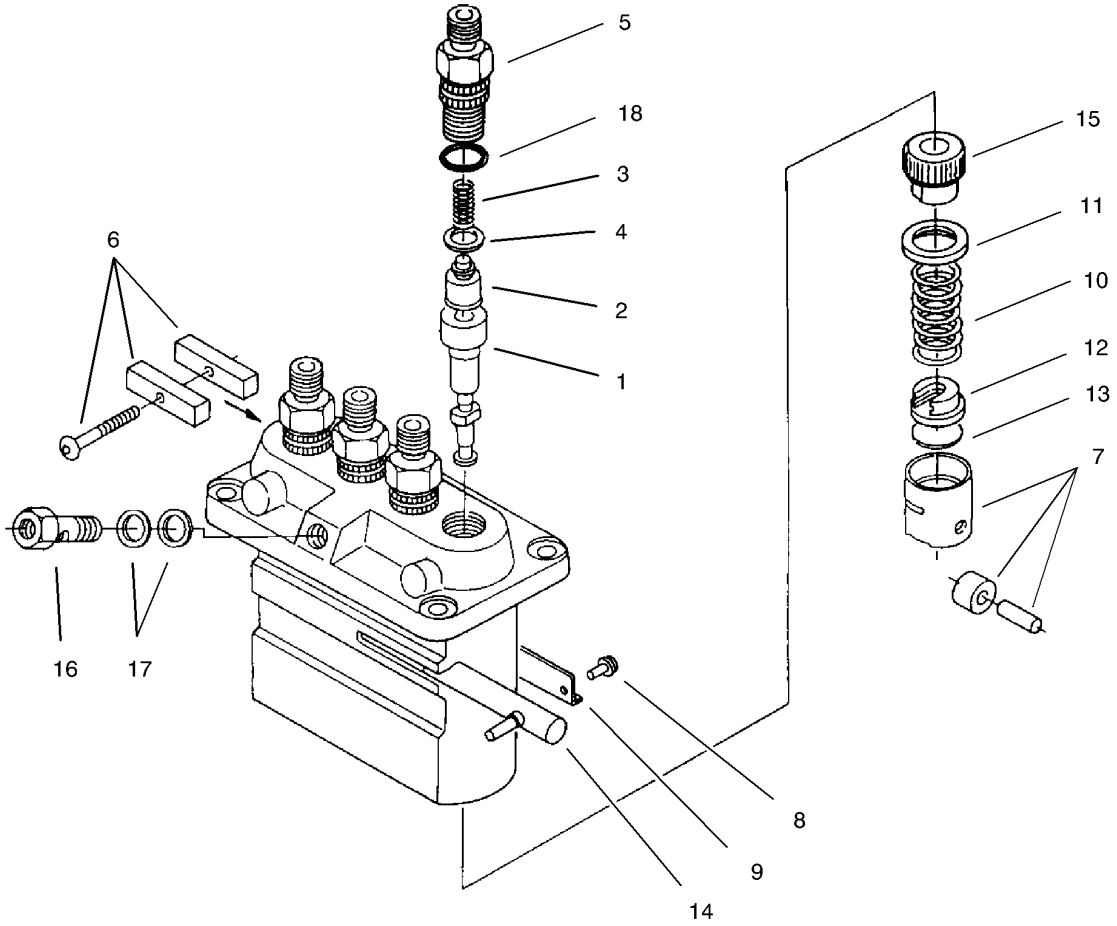
|  |  |  |  |
|--|--|--|--|
|  |  |  |  |
|--|--|--|--|



### Injection Pump Assembly

| Ref | Part No. | Qty. | Description          |  |  |  |  |
|-----|----------|------|----------------------|--|--|--|--|
| 1   | 98-7606  | 1    | Injection Pump ASM   |  |  |  |  |
| 2   | 98-7608  | 1    | Shim                 |  |  |  |  |
| 2   | 98-7607  | 1    | Shim                 |  |  |  |  |
| 3   | 98-7609  | 1    | Shim-Pump, Injection |  |  |  |  |
| 4   | 98-7610  | 4    | Bolt                 |  |  |  |  |
| 5   | 98-7533  | 2    | Stud                 |  |  |  |  |
| 6   | 98-7534  | 2    | Nut                  |  |  |  |  |
| 7   | 98-7535  | 2    | Washer-Spring        |  |  |  |  |
| 8   | 98-7614  | 1    | Jet Start Cock ASM   |  |  |  |  |
| 9   | 98-7615  | 1    | Fuel Pipe ASM        |  |  |  |  |
| 9:1 | 98-7616  | 2    | Clip-Pipe            |  |  |  |  |
| 11  | 98-7617  | 1    | Joint                |  |  |  |  |

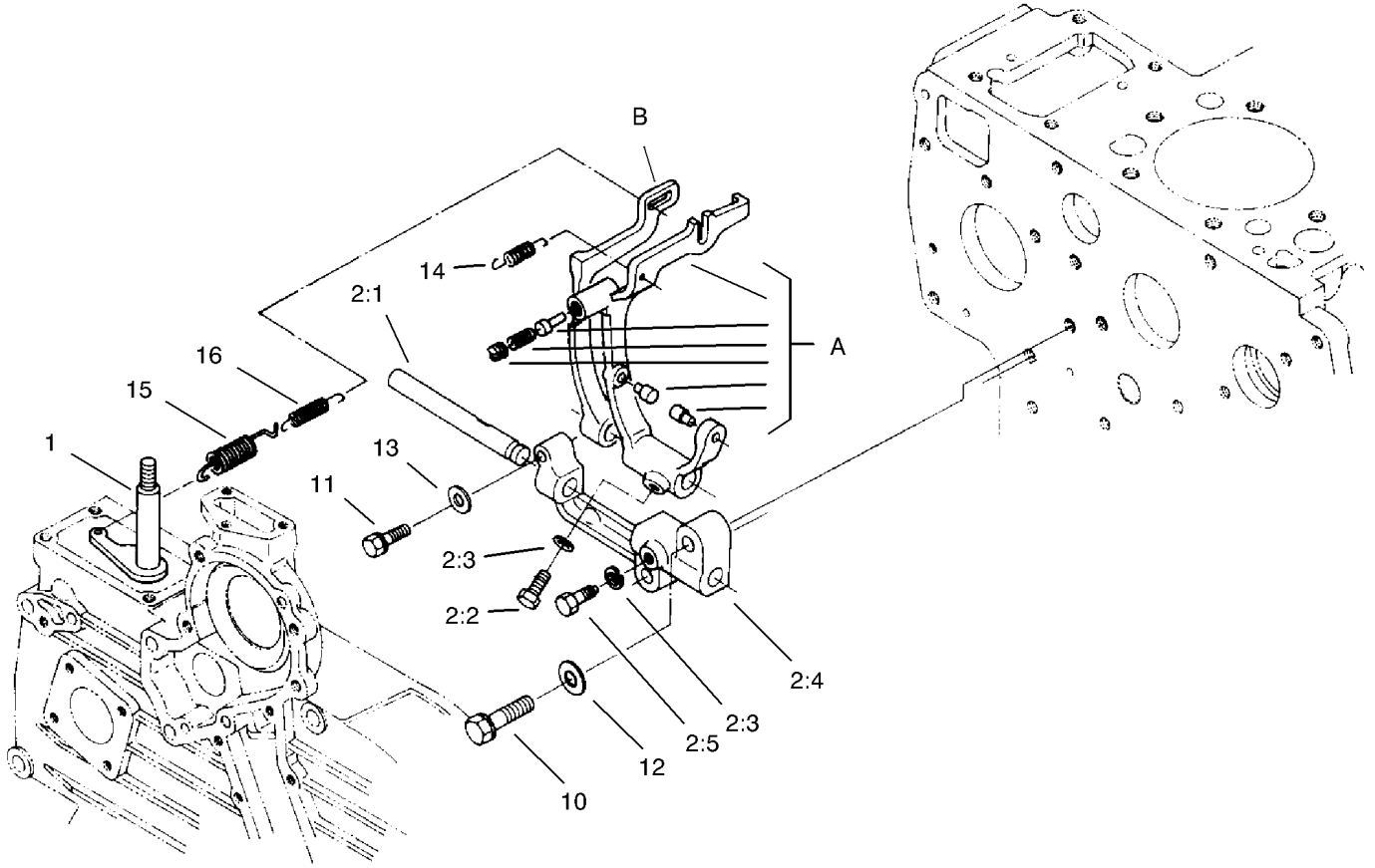




## Injection Pump Assembly No. 98-7606

| Ref | Part No. | Qty. | Description            |
|-----|----------|------|------------------------|
| 1   | 98-7619  | 4    | Plunger-Pump           |
| 2   | 98-7620  | 4    | Valve-Delivery         |
| 3   | 98-7621  | 4    | Spring-Valve, Delivery |
| 4   | 98-7622  | 4    | Gasket-Valve, Delivery |
| 5   | 98-7623  | 4    | Holder-Valve, Delivery |
| 6   | 98-7624  | 2    | Lock Plate ASM         |
| 7   | 98-7625  | 4    | Tappet ASM             |
| 8   | 98-7626  | 4    | Pin-Guide, Tappet      |
| 9   | 98-7627  | 2    | Plate                  |
| 10  | 98-7628  | 4    | Spring-Plunger         |
| 11  | 98-7629  | 4    | Seat-Spring, Upper     |
| 12  | 98-7630  | 4    | Seat-Spring, Lower     |
| 13  | 98-7631  | 4    | Shim                   |
| 14  | 98-7632  | 1    | Rack-Control           |
| 15  | 98-7634  | 4    | Sleeve-Control         |
| 16  | 98-7635  | 1    | Screw                  |
| 17  | 98-7636  | 2    | Gasket                 |
| 18  | 98-7637  | 4    | O-Ring                 |

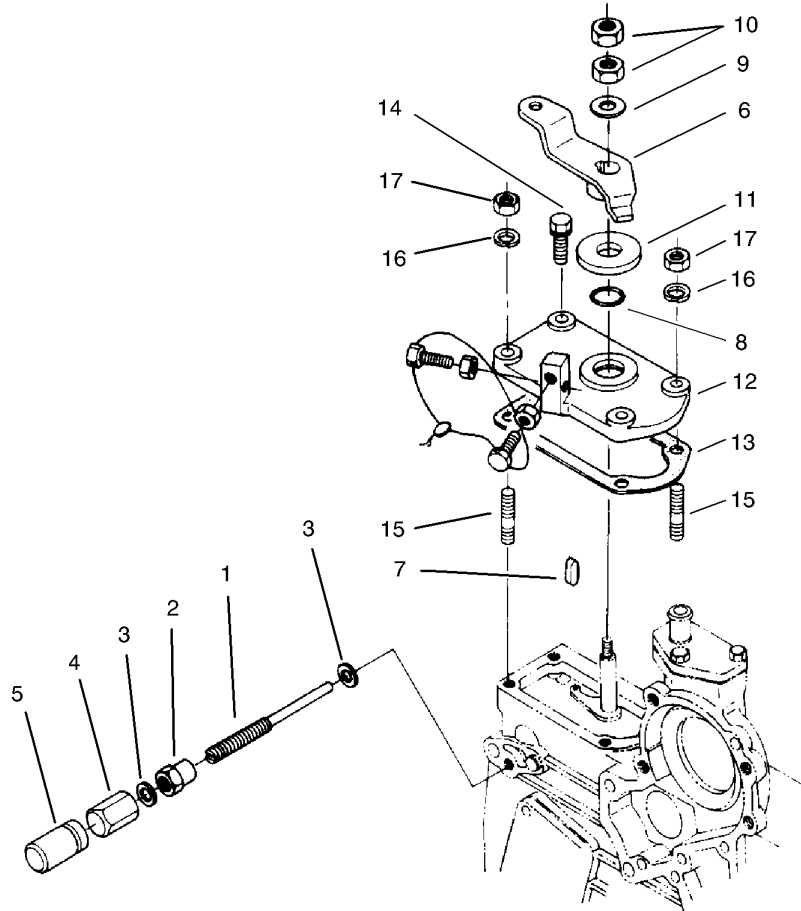
|  |  |  |  |
|--|--|--|--|
|  |  |  |  |
|--|--|--|--|



## Governor Assembly

| Ref | Part No. | Qty. | Description        |
|-----|----------|------|--------------------|
| 1   | 98-7638  | 1    | Lever-Governor     |
| 2   | 98-7639  | 1    | Fork Lever ASM     |
| 2:1 | 98-7640  | 1    | Shaft-Lever, Fork  |
| 2:2 | 98-7641  | 1    | Bolt-Shaft, Lever  |
| 2:3 | 98-7515  | 2    | Washer-Spring      |
| 2:4 | 98-7643  | 1    | Holder-Lever, Fork |
| 2:5 | 98-7644  | 1    | Bolt               |
| 10  | 98-7645  | 2    | Bolt               |
| 11  | 98-7646  | 1    | Bolt               |
| 12  | 98-7536  | 2    | Washer-Plain       |
| 13  | 98-7648  | 1    | Washer-Plain       |
| 14  | 98-7649  | 1    | Spring-Start       |
| 15  | 98-7650  | 1    | Spring-Governor    |
| 16  | 98-7651  | 1    | Spring-Governor    |

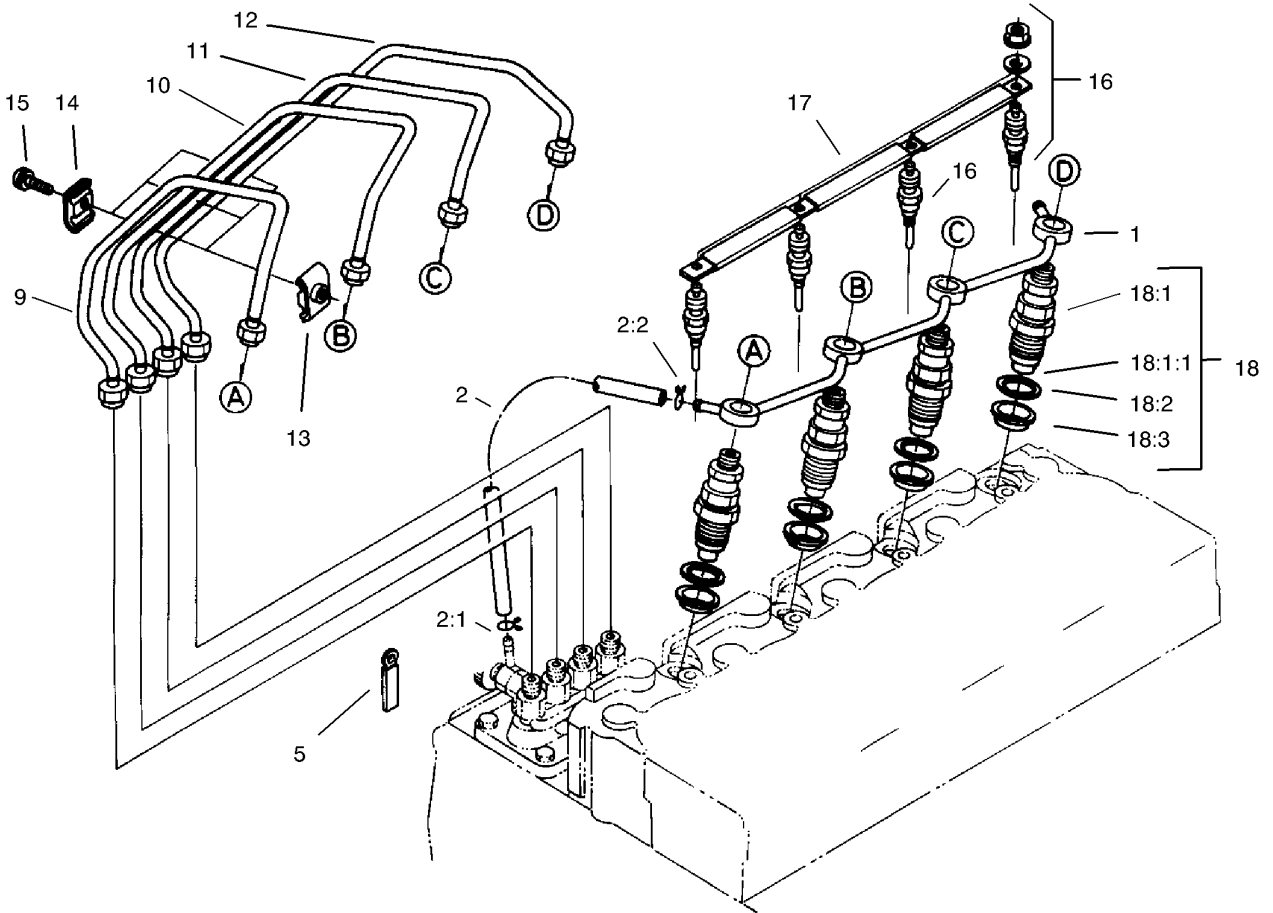
|  |  |  |  |
|--|--|--|--|
|  |  |  |  |
|--|--|--|--|



## Speed Control Plate Assembly

| Ref | Part No. | Qty. | Description          |
|-----|----------|------|----------------------|
| 1   | 98-7652  | 1    | Bolt-Adjusting       |
| 2   | 98-7653  | 1    | Nut                  |
| 3   | 98-7654  | 2    | Gasket               |
| 4   | 98-7655  | 1    | Nut-Cap              |
| 5   | 98-7656  | 1    | Cap                  |
| 6   | 98-7657  | 1    | Lever-Control, Speed |
| 7   | 98-7658  | 1    | Key-Feather          |
| 8   | 98-7659  | 1    | O-Ring               |
| 9   | 98-7660  | 1    | Washer-Plain         |
| 10  | 98-7661  | 2    | Nut                  |
| 11  | 98-7662  | 1    | Collar               |
| 12  | 98-7663  | 1    | Plate-Control, Speed |
| 13  | 98-7664  | 1    | Gasket               |
| 14  | 98-7568  | 2    | Bolt                 |
| 15  | 98-7571  | 2    | Stud                 |
| 16  | 98-7515  | 2    | Washer-Spring        |
| 17  | 98-7572  | 2    | Nut                  |

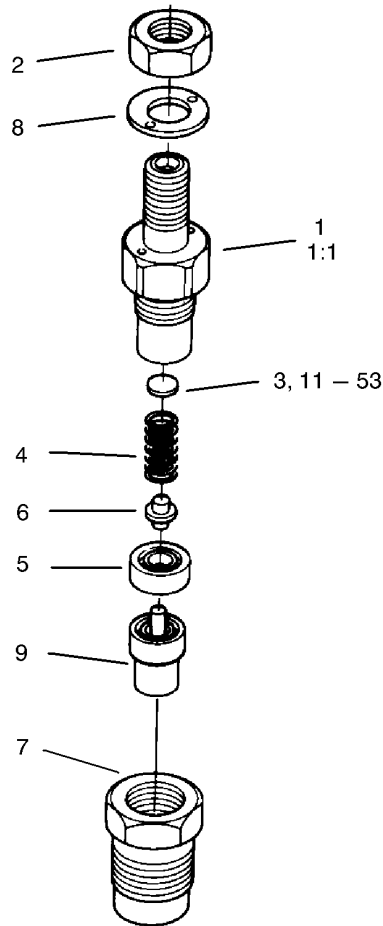
|  |  |  |  |
|--|--|--|--|
|  |  |  |  |
|--|--|--|--|



## Nozzle Holder and Glow Plug Assembly

| Ref    | Part No. | Qty. | Description        |
|--------|----------|------|--------------------|
| 1      | 98-7669  | 1    | Over Flow Pipe ASM |
| 2      | 98-7670  | 1    | Overflow Pipe ASM  |
| 2:1    | 98-7671  | 1    | Clip-Pipe          |
| 2:2    | 98-7672  | 1    | Clip-Pipe          |
| 5      | 98-7673  | 1    | Clamp-Cord         |
| 9      | 98-7678  | 1    | Pipe-Injection     |
| 10     | 98-7679  | 1    | Pipe-Injection     |
| 11     | 98-7680  | 1    | Pipe-Injection     |
| 12     | 98-7681  | 1    | Pipe-Injection     |
| 13     | 98-7682  | 3    | Clamp-Pipe         |
| 14     | 98-7683  | 3    | Clamp-Pipe         |
| 15     | 98-7684  | 3    | Screw W/washer ASM |
| 16     | 98-7685  | 4    | Plug-Glow          |
| 17     | 98-7686  | 1    | Cord-Plug, Glow    |
| 18     | 98-7687  | 4    | Nozzle Holder Kit  |
| 18:1   | 98-7674  | 4    | Nozzle Holder ASM  |
| 18:1:1 | 98-7675  | 1    | Piece-Nozzle       |
| 18:2   | 98-7676  | 4    | Gasket             |
| 18:3   | 98-7677  | 4    | Seal               |

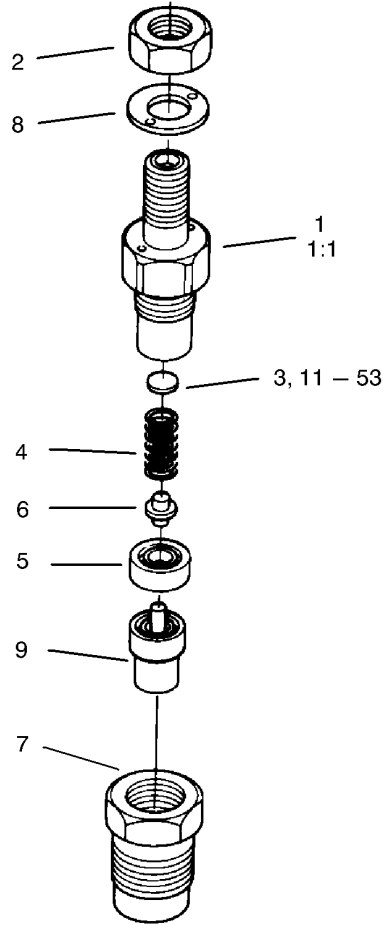
|  |  |  |  |
|--|--|--|--|
|  |  |  |  |
|--|--|--|--|



## Nozzle Holder Assembly No. 98-7688

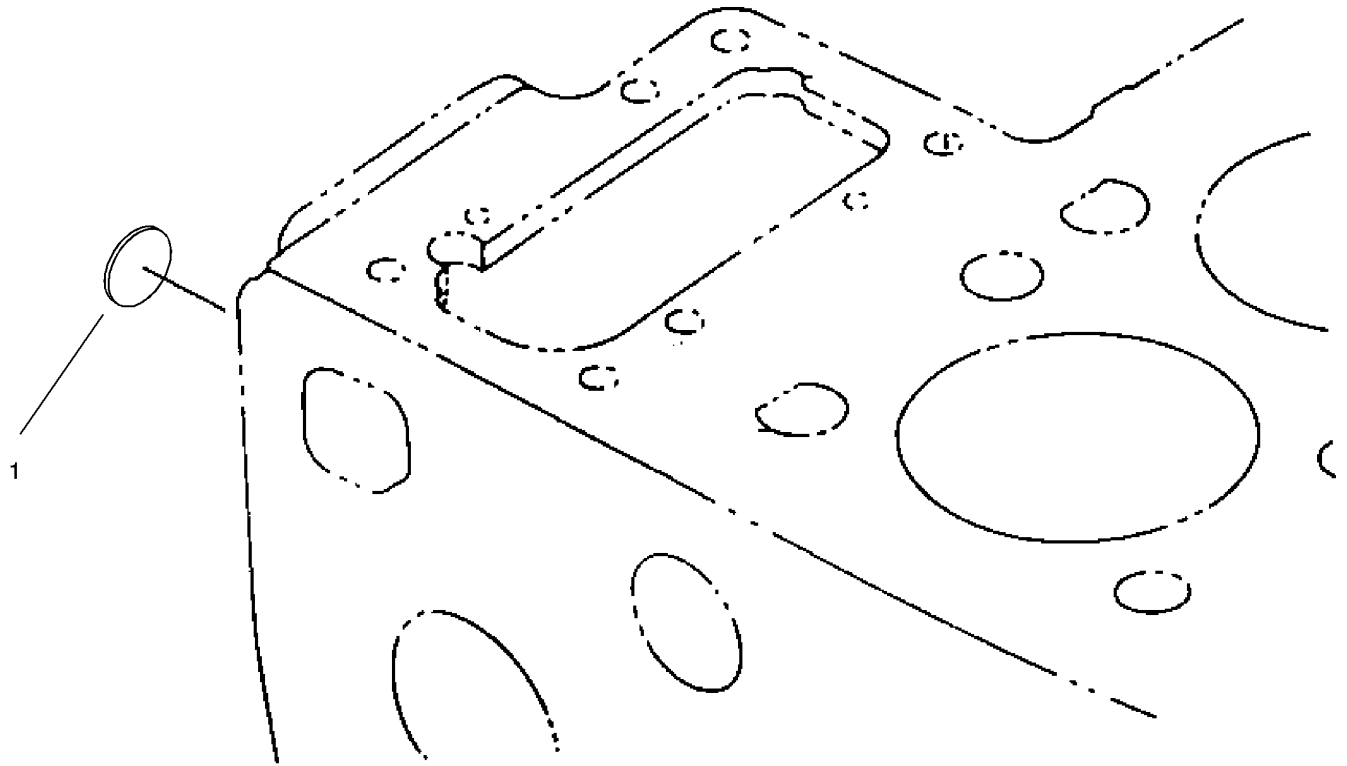
| Ref | Part No. | Qty. | Description       |
|-----|----------|------|-------------------|
| 1   | 98-7674  | 4    | Nozzle Holder ASM |
| 1:1 | 98-7675  | 1    | Piece-Nozzle      |
| 2   | 98-7613  | 4    | Nut               |
| 3   | 98-7642  | 4    | Washer-Adjusting  |
| 4   | 98-7647  | 4    | Spring-Nozzle     |
| 5   | 98-7665  | 4    | Piece-Distant     |
| 6   | 98-7666  | 4    | Rod-Push          |
| 7   | 98-7667  | 4    | Nut-Nozzle        |
| 8   | 98-7668  | 4    | Washer            |
| 9   | 98-7700  | 4    | Piece-Nozzle      |
| 11  | 98-7642  | 4    | Washer-Adjusting  |
| 12  | 98-7841  | 4    | Washer-Adjusting  |
| 13  | 98-7842  | 4    | Washer-Adjusting  |
| 14  | 98-7843  | 4    | Washer-Adjusting  |
| 15  | 98-7844  | 4    | Washer-Adjusting  |
| 16  | 98-7845  | 4    | Washer-Adjusting  |
| 17  | 98-7846  | 4    | Washer-Adjusting  |
| 18  | 98-7847  | 4    | Washer-Adjusting  |
| 19  | 98-7848  | 4    | Washer-Adjusting  |
| 20  | 98-7849  | 4    | Washer-Adjusting  |
| 21  | 98-7850  | 4    | Washer-Adjusting  |
| 22  | 98-7851  | 4    | Washer-Adjusting  |
| 23  | 98-7852  | 4    | Washer-Adjusting  |
| 24  | 98-7853  | 4    | Washer-Adjusting  |

| Ref | Part No. | Qty. | Description      |
|-----|----------|------|------------------|
| 25  | 98-7854  | 4    | Washer-Adjusting |
| 26  | 98-7855  | 4    | Washer-Adjusting |
| 27  | 98-7856  | 4    | Washer-Adjusting |
| 28  | 98-7857  | 4    | Washer-Adjusting |
| 29  | 98-7858  | 4    | Washer-Adjusting |
| 30  | 98-7859  | 4    | Washer-Adjusting |
| 31  | 98-7860  | 4    | Washer-Adjusting |
| 32  | 98-7861  | 4    | Washer-Adjusting |
| 33  | 98-7862  | 4    | Washer-Adjusting |
| 34  | 98-7863  | 4    | Washer-Adjusting |
| 35  | 98-7864  | 4    | Washer-Adjusting |
| 36  | 98-7865  | 4    | Washer-Adjusting |
| 37  | 98-7866  | 4    | Washer-Adjusting |
| 38  | 98-7867  | 4    | Washer-Adjusting |
| 39  | 98-7868  | 4    | Washer-Adjusting |
| 40  | 98-7869  | 4    | Washer-Adjusting |
| 41  | 98-7870  | 4    | Washer-Adjusting |
| 42  | 98-7871  | 4    | Washer-Adjusting |
| 43  | 98-7872  | 4    | Washer-Adjusting |
| 44  | 98-7873  | 4    | Washer-Adjusting |
| 45  | 98-7874  | 4    | Washer-Adjusting |
| 46  | 98-7875  | 4    | Washer-Adjusting |
| 47  | 98-7876  | 4    | Washer-Adjusting |
| 48  | 98-7877  | 4    | Washer-Adjusting |



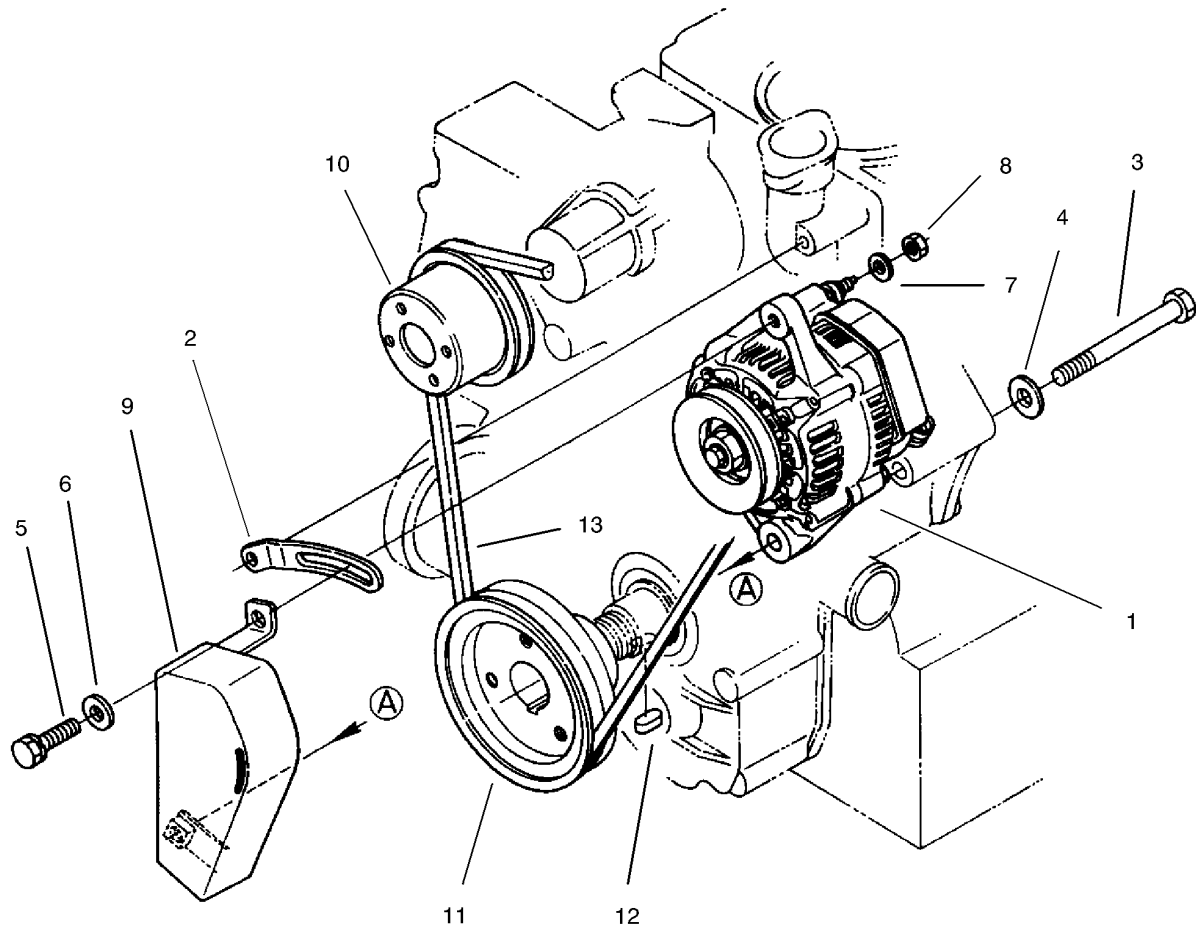
### Nozzle Holder Assembly No. 98-7688 (continued)

| Ref | Part No. | Qty. | Description      |  |  |  |  |
|-----|----------|------|------------------|--|--|--|--|
| 49  | 98-7878  | 4    | Washer-Adjusting |  |  |  |  |
| 50  | 98-7879  | 4    | Washer-Adjusting |  |  |  |  |
| 51  | 98-7880  | 4    | Washer-Adjusting |  |  |  |  |
| 52  | 98-7881  | 4    | Washer-Adjusting |  |  |  |  |
| 53  | 98-7882  | 4    | Washer-Adjusting |  |  |  |  |



### Fuel Pump Assembly

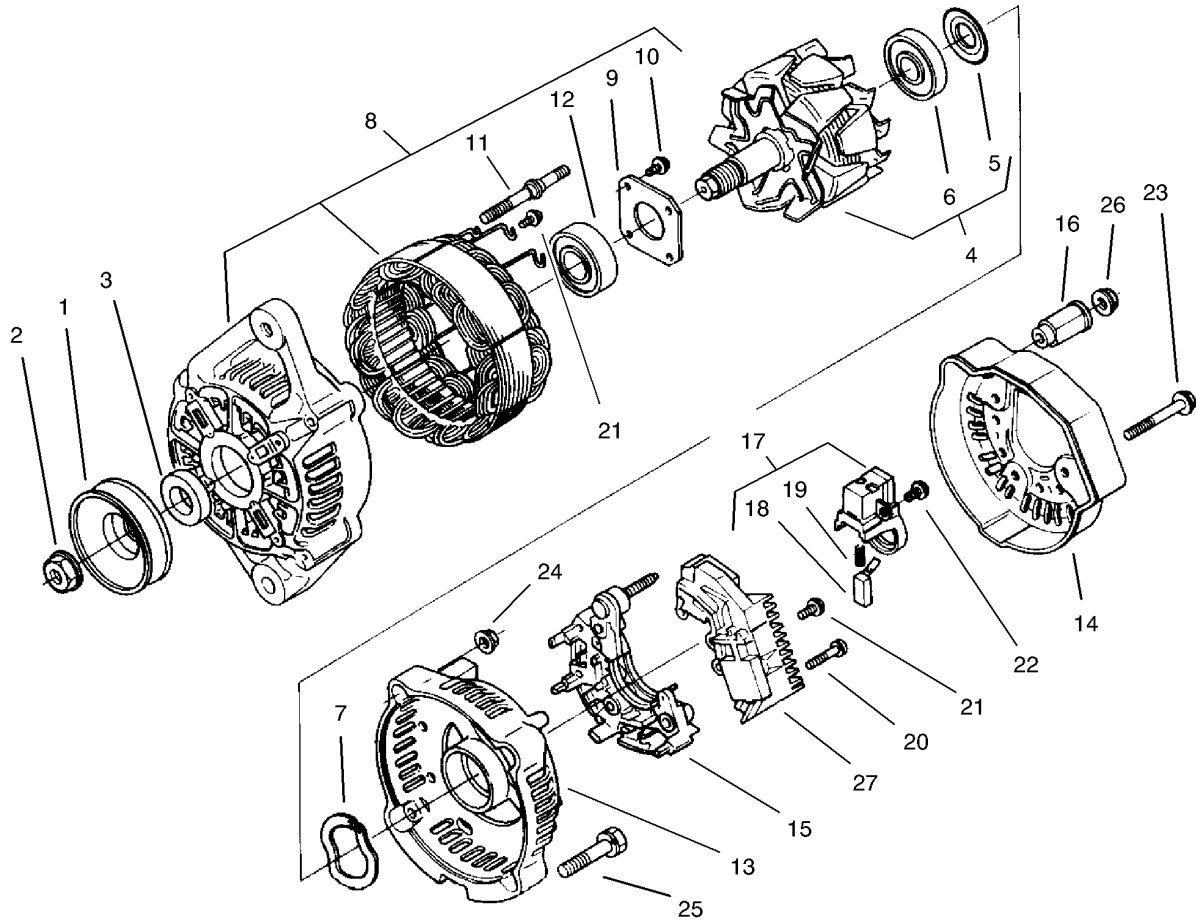
| Ref | Part No. | Qty. | Description |  |  |  |  |
|-----|----------|------|-------------|--|--|--|--|
| 1   | 105-2883 | 1    | Cap-Sealing |  |  |  |  |



### Alternator and Pulley Assembly

| Ref | Part No. | Qty. | Description        |
|-----|----------|------|--------------------|
| 1   | 98-7693  | 1    | Alternator ASM     |
| 2   | 98-7694  | 1    | Bracket-Alternator |
| 3   | 98-7695  | 1    | Bolt               |
| 4   | 98-7696  | 1    | Washer-Plain       |
| 5   | 98-7697  | 1    | Bolt               |
| 6   | 98-7698  | 1    | Washer-Plain       |
| 7   | 98-7699  | 1    | Washer-Spring      |
| 8   | 98-7572  | 1    | Nut                |
| 9   | 98-7701  | 1    | Cover-Belt         |
| 10  | 98-7702  | 1    | Pulley-Fan         |
| 11  | 98-7703  | 1    | Pulley-Drive, Fan  |
| 12  | 98-7451  | 1    | Key-Feather        |
| 13  | 98-7705  | 1    | V-Belt             |

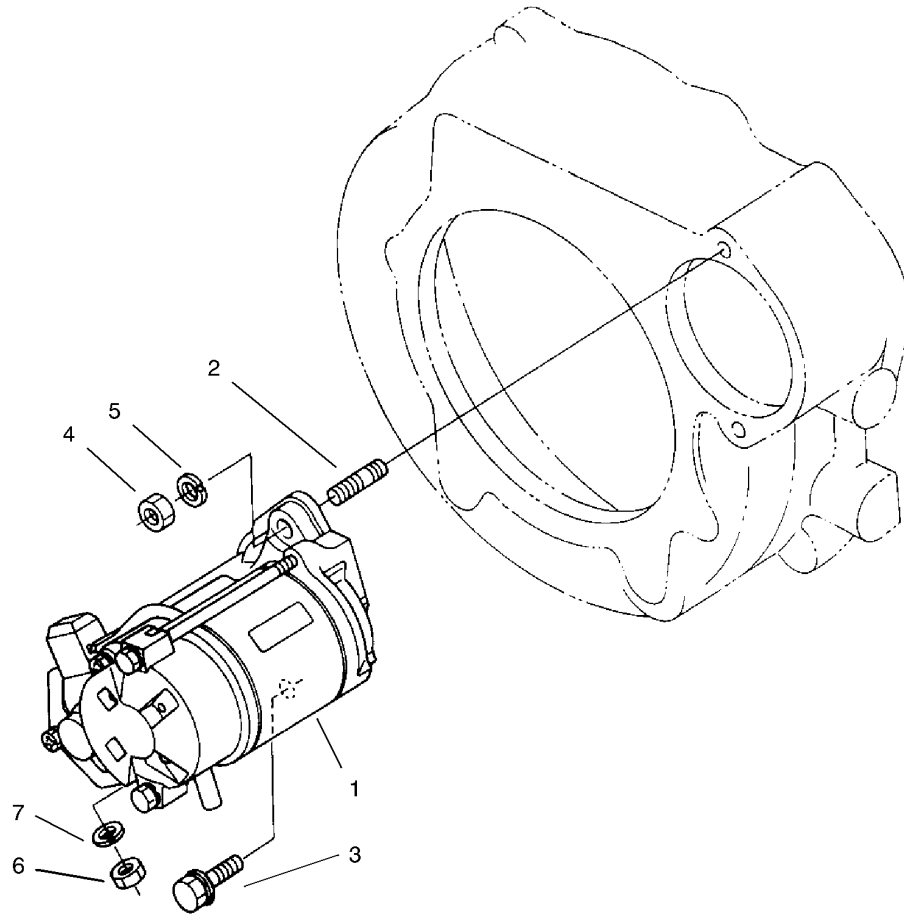




## Alternator Assembly No. 98-7693

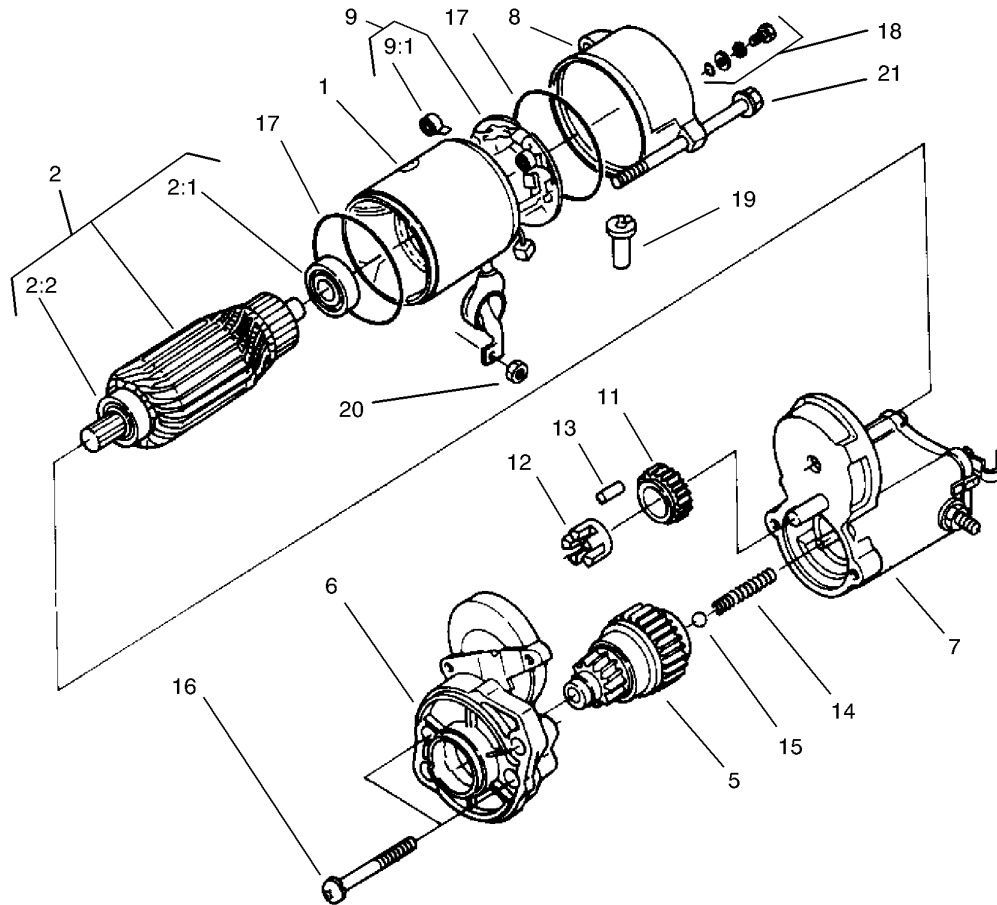
| Ref | Part No. | Qty. | Description        |
|-----|----------|------|--------------------|
| 1   | 98-7707  | 1    | Pulley-Alternator  |
| 2   | 98-7708  | 1    | Nut                |
| 3   | 98-7709  | 1    | Collar             |
| 4   | 98-7710  | 1    | Rotor              |
| 5   | 98-7711  | 1    | Cover-Bearing      |
| 6   | 98-7712  | 1    | Bearing-Ball       |
| 7   | 98-7713  | 1    | Washer-Thrust      |
| 8   | 98-7714  | 1    | Frame-End, Drive   |
| 9   | 98-7715  | 1    | Plate-Retainer     |
| 10  | 98-7716  | 4    | Screw-Head, Round  |
| 11  | 98-7717  | 2    | Bolt-Through       |
| 12  | 98-7718  | 1    | Bearing-Ball       |
| 13  | 98-7719  | 1    | Frame-End          |
| 14  | 98-7720  | 1    | Cover-End          |
| 15  | 98-7721  | 1    | Rectifier ASM      |
| 16  | 98-7722  | 1    | Bushing-Insulation |
| 17  | 98-7723  | 1    | Holder-Brush       |
| 18  | 98-7724  | 2    | Brush              |
| 19  | 98-7725  | 2    | Spring-Brush       |
| 20  | 98-7726  | 2    | Screw-Head, Round  |
| 21  | 98-7727  | 6    | Screw-Head, Round  |
| 22  | 98-7728  | 1    | Screw-Head, Round  |
| 23  | 98-7729  | 3    | Bolt               |
| 24  | 98-7730  | 2    | Nut                |

| Ref | Part No. | Qty. | Description   |
|-----|----------|------|---------------|
| 25  | 98-7731  | 2    | Bolt          |
| 26  | 98-7732  | 1    | Nut           |
| 27  | 98-7733  | 1    | Regulator ASM |



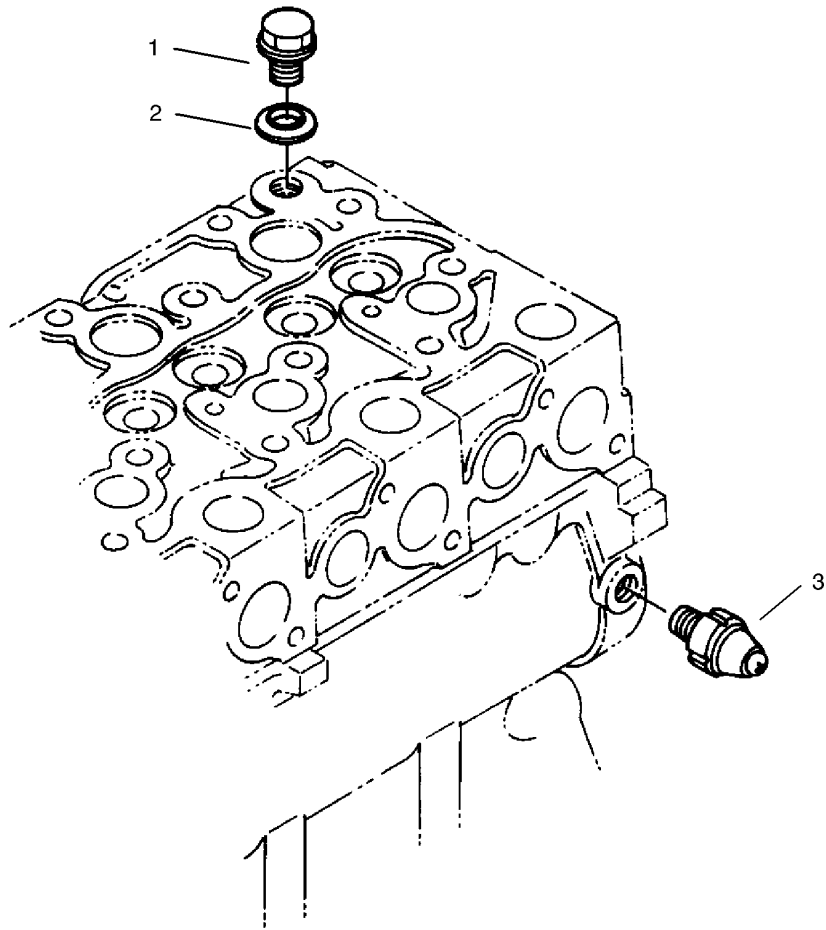
### Starter Assembly

| Ref | Part No. | Qty. | Description   |  |  |  |  |
|-----|----------|------|---------------|--|--|--|--|
| 1   | 98-7734  | 1    | Starter ASM   |  |  |  |  |
| 2   | 98-7735  | 1    | Stud          |  |  |  |  |
| 3   | 98-7736  | 1    | Bolt          |  |  |  |  |
| 4   | 98-7737  | 1    | Nut           |  |  |  |  |
| 5   | 98-7738  | 1    | Washer-Spring |  |  |  |  |
| 6   | 98-7739  | 1    | Nut           |  |  |  |  |
| 7   | 98-7535  | 1    | Washer-Spring |  |  |  |  |



### Starter Assembly No. 98-7734

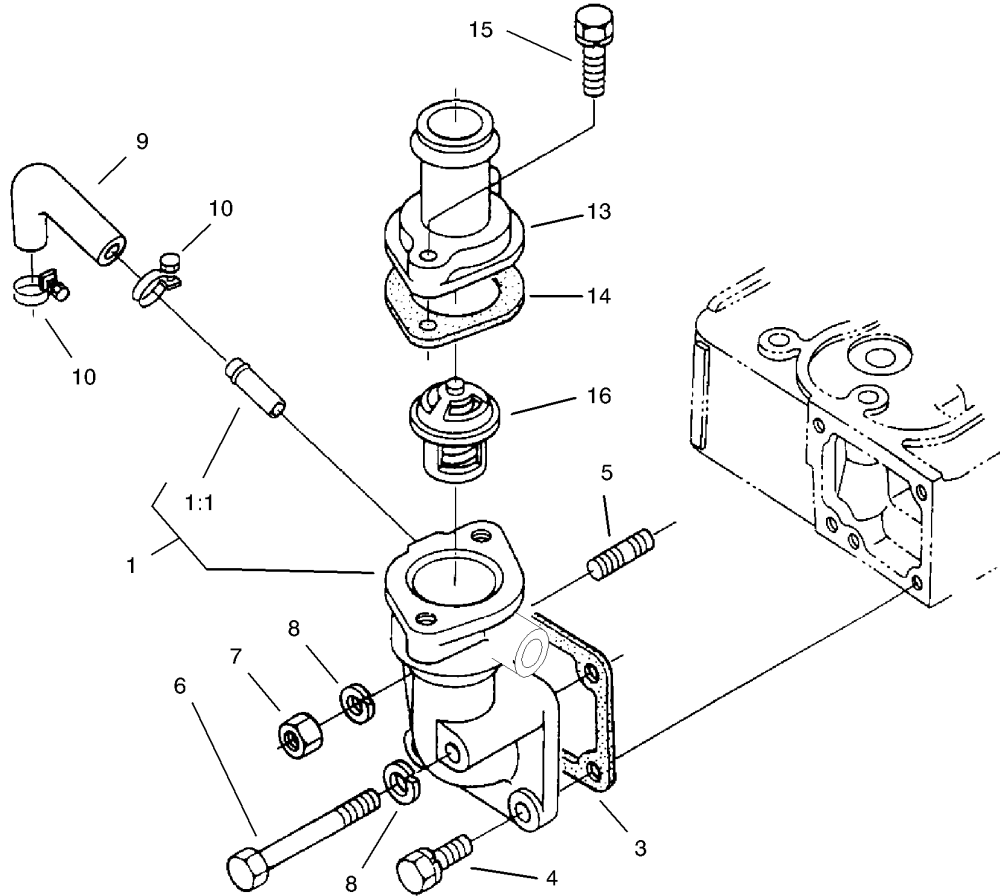
| Ref | Part No. | Qty. | Description          |  |  |  |  |
|-----|----------|------|----------------------|--|--|--|--|
| 1   | 98-7741  | 1    | Yoke ASM             |  |  |  |  |
| 2   | 98-7742  | 1    | Armature ASM         |  |  |  |  |
| 2:1 | 98-7743  | 1    | Bearing              |  |  |  |  |
| 2:2 | 98-7744  | 1    | Bearing              |  |  |  |  |
| 5   | 98-7745  | 1    | Clutch-Running, Over |  |  |  |  |
| 6   | 98-7746  | 1    | Frame-End, Drive     |  |  |  |  |
| 7   | 98-7747  | 1    | Magnetic Switch ASM  |  |  |  |  |
| 8   | 98-7748  | 1    | Frame-End            |  |  |  |  |
| 9   | 98-7749  | 1    | Brush Holder ASM     |  |  |  |  |
| 9:1 | 98-7750  | 4    | Spring-Brush         |  |  |  |  |
| 11  | 98-7751  | 1    | Gear                 |  |  |  |  |
| 12  | 98-7752  | 1    | Retainer             |  |  |  |  |
| 13  | 98-7753  | 5    | Roller               |  |  |  |  |
| 14  | 98-7754  | 1    | Spring               |  |  |  |  |
| 15  | 98-7755  | 1    | Ball                 |  |  |  |  |
| 16  | 98-7756  | 2    | Bolt                 |  |  |  |  |
| 17  | 98-7757  | 2    | O-Ring               |  |  |  |  |
| 18  | 98-7758  | 2    | Bolt ASM             |  |  |  |  |
| 19  | 98-7759  | 1    | Pipe-Drain           |  |  |  |  |
| 20  | 98-7760  | 1    | Nut-Hex              |  |  |  |  |
| 21  | 98-7761  | 2    | Bolt-Through         |  |  |  |  |



### Oil Switch and Plug Assembly

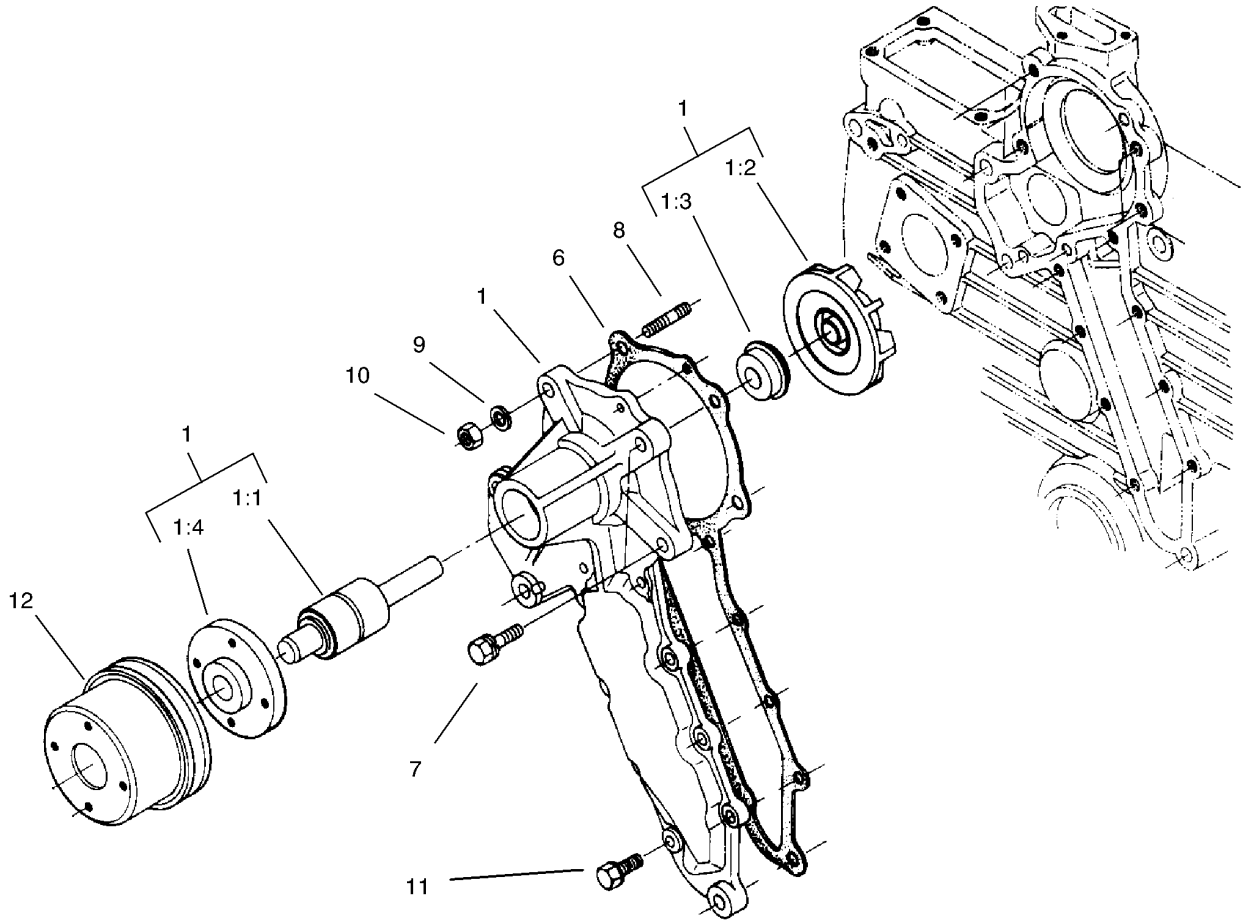
| Ref | Part No. | Qty. | Description     |
|-----|----------|------|-----------------|
| 1   | 98-7762  | 1    | Plug-Glow       |
| 2   | 98-7763  | 1    | Washer W/rubber |
| 3   | 98-7764  | 1    | Switch-Oil      |

|  |  |  |  |
|--|--|--|--|
|  |  |  |  |
|--|--|--|--|



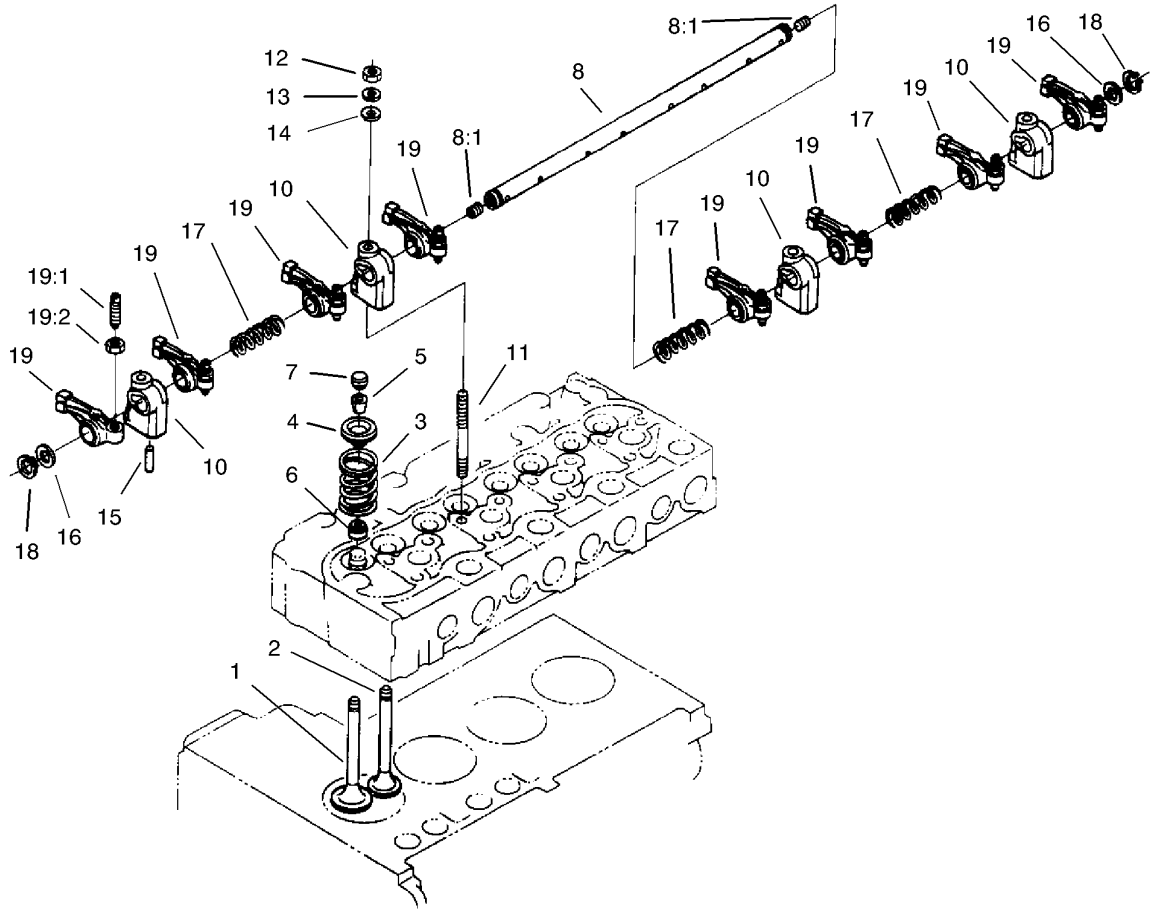
## Water Flange and Thermostat Assembly

| Ref | Part No. | Qty. | Description            |  |  |  |  |
|-----|----------|------|------------------------|--|--|--|--|
| 1   | 98-7765  | 1    | Flange-Water, Complete |  |  |  |  |
| 1:1 | 98-7766  | 1    | Pipe-Return, Water     |  |  |  |  |
| 3   | 98-7767  | 1    | Gasket-Flange, Water   |  |  |  |  |
| 4   | 98-7610  | 2    | Bolt                   |  |  |  |  |
| 5   | 98-7769  | 1    | Stud                   |  |  |  |  |
| 6   | 98-7554  | 1    | Bolt                   |  |  |  |  |
| 7   | 98-7534  | 1    | Nut                    |  |  |  |  |
| 8   | 98-7535  | 2    | Washer-Spring          |  |  |  |  |
| 9   | 98-7773  | 1    | Pipe-Return, Water     |  |  |  |  |
| 10  | 98-7774  | 2    | Band-Pipe              |  |  |  |  |
| 13  | 98-7775  | 1    | Cover-Thermostat       |  |  |  |  |
| 14  | 98-7776  | 1    | Gasket                 |  |  |  |  |
| 15  | 98-7777  | 1    | Bolt                   |  |  |  |  |
| 16  | 98-7778  | 1    | Thermostat ASM         |  |  |  |  |



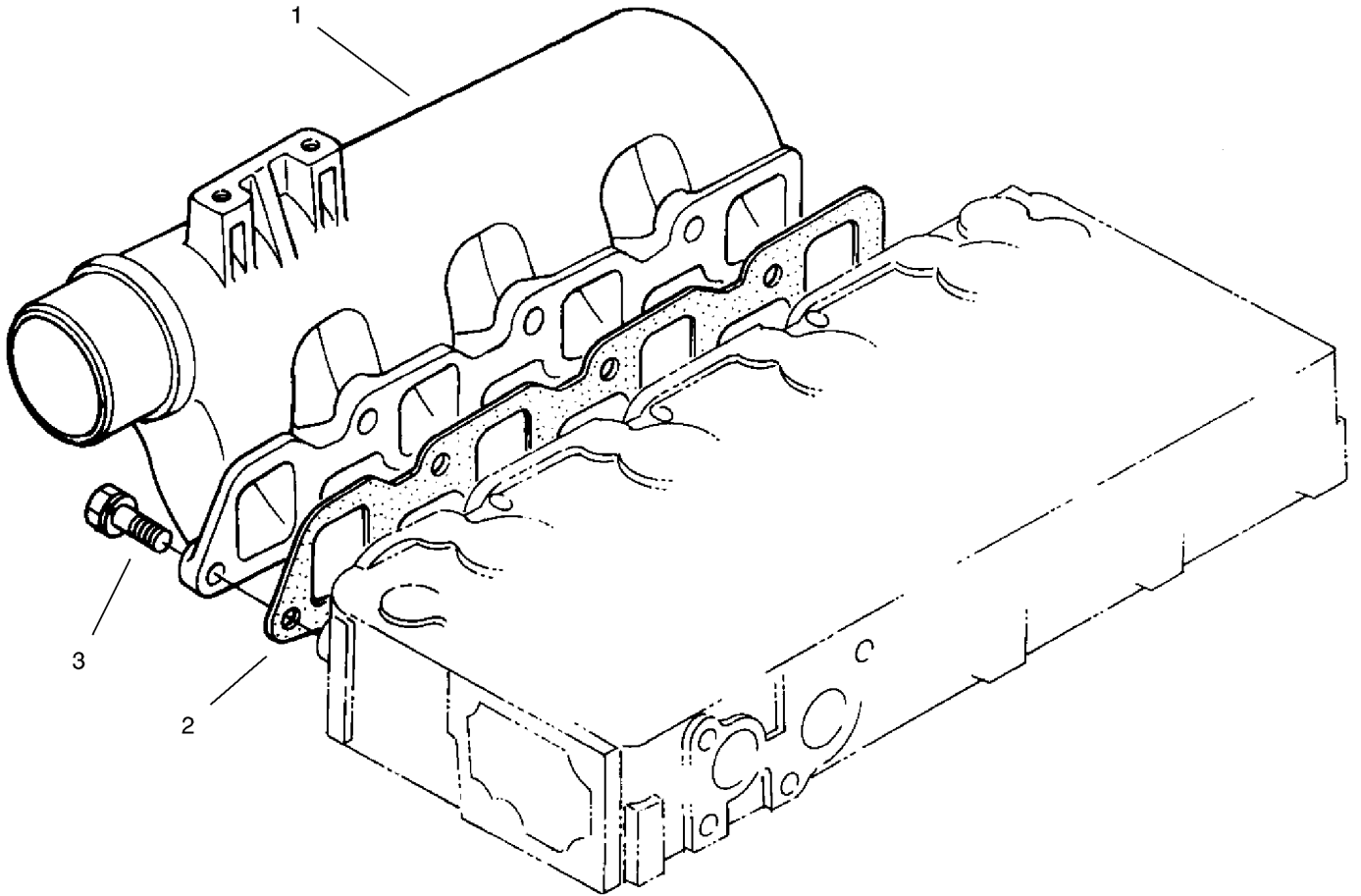
### Water Pump Assembly

| Ref | Part No. | Qty. | Description          |  |  |  |  |
|-----|----------|------|----------------------|--|--|--|--|
| 1   | 98-7779  | 1    | Water Pump ASM       |  |  |  |  |
| 1:1 | 98-7780  | 1    | Bearing-Ball         |  |  |  |  |
| 1:2 | 98-7781  | 1    | Impeller-Pump, Water |  |  |  |  |
| 1:3 | 98-7782  | 1    | Mechanical Seal ASM  |  |  |  |  |
| 1:4 | 98-7783  | 1    | Flange-Pump, Water   |  |  |  |  |
| 6   | 98-7784  | 1    | Gasket-Pump, Water   |  |  |  |  |
| 7   | 98-7439  | 2    | Bolt                 |  |  |  |  |
| 8   | 98-7786  | 2    | Stud                 |  |  |  |  |
| 9   | 98-7535  | 2    | Washer-Spring        |  |  |  |  |
| 10  | 98-7534  | 2    | Nut                  |  |  |  |  |
| 11  | 98-7605  | 8    | Bolt                 |  |  |  |  |
| 12  | 98-7702  | 1    | Pulley-Fan           |  |  |  |  |



## Valve and Rocker Assembly

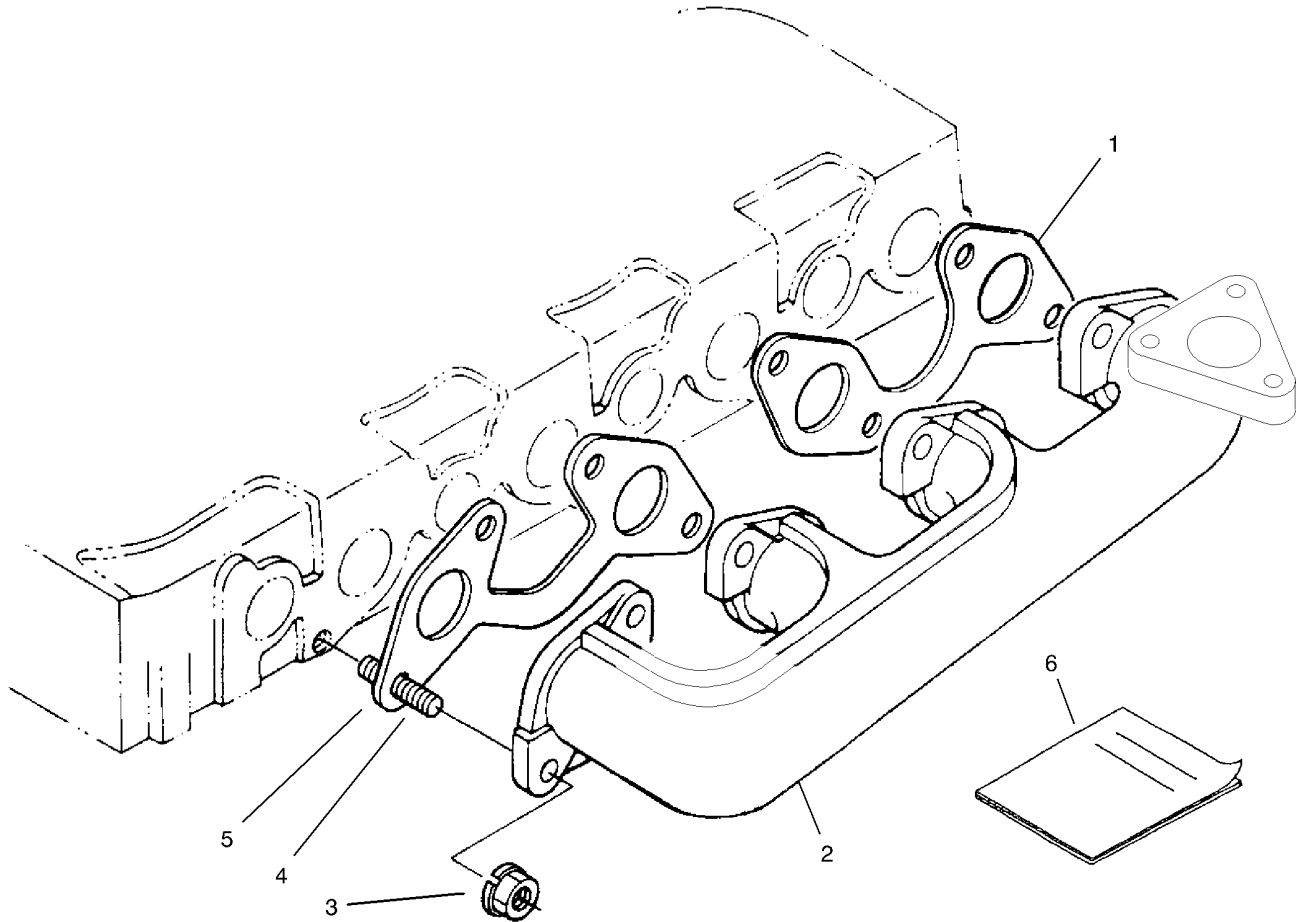
| Ref  | Part No. | Qty. | Description            |  |  |  |  |
|------|----------|------|------------------------|--|--|--|--|
| 1    | 98-7791  | 4    | Valve-Inlet            |  |  |  |  |
| 2    | 98-7792  | 4    | Valve-Exhaust          |  |  |  |  |
| 3    | 98-7793  | 8    | Spring-Valve           |  |  |  |  |
| 4    | 98-7794  | 8    | Retainer-Spring, Valve |  |  |  |  |
| 5    | 98-7795  | 8    | Collet-Spring, Valve   |  |  |  |  |
| 6    | 98-7796  | 8    | Seal-Stem, Valve       |  |  |  |  |
| 7    | 98-7797  | 8    | Cap-Valve              |  |  |  |  |
| 8    | 98-7798  | 1    | Rocker Arm Shaft ASM   |  |  |  |  |
| 8:1  | 98-7799  | 2    | Screw-Set              |  |  |  |  |
| 10   | 98-7800  | 4    | Bracket-Arm, Rocker    |  |  |  |  |
| 11   | 98-7801  | 4    | Stud                   |  |  |  |  |
| 12   | 98-7534  | 4    | Nut                    |  |  |  |  |
| 13   | 98-7535  | 4    | Washer-Spring          |  |  |  |  |
| 14   | 98-7536  | 4    | Washer-Plain           |  |  |  |  |
| 15   | 98-7805  | 1    | Pin-Spring             |  |  |  |  |
| 16   | 98-7806  | 2    | Washer                 |  |  |  |  |
| 17   | 98-7807  | 3    | Spring-Arm, Rocker     |  |  |  |  |
| 18   | 98-7808  | 2    | Clip-Cir., External    |  |  |  |  |
| 19   | 98-7809  | 8    | Rocker Arm ASM         |  |  |  |  |
| 19:1 | 98-7810  | 1    | Screw-Adjusting        |  |  |  |  |
| 19:2 | 98-7811  | 1    | Nut                    |  |  |  |  |



### Inlet Manifold Assembly

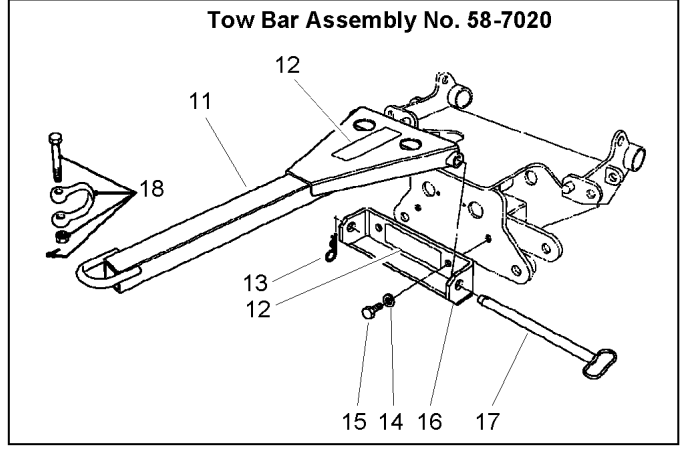
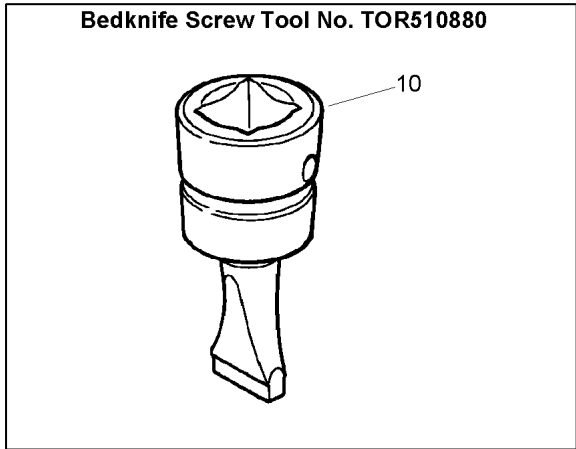
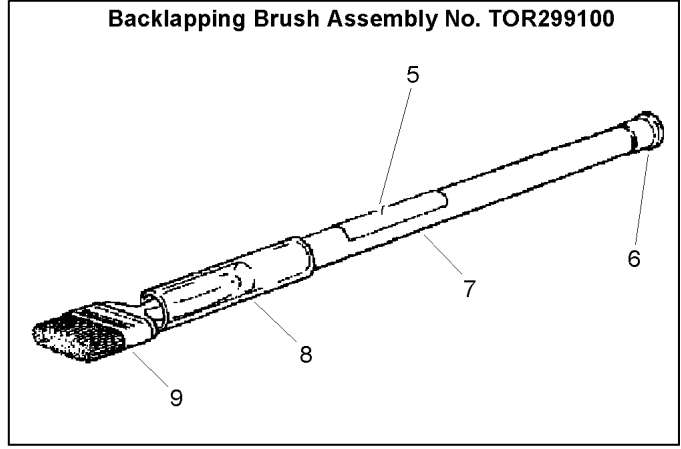
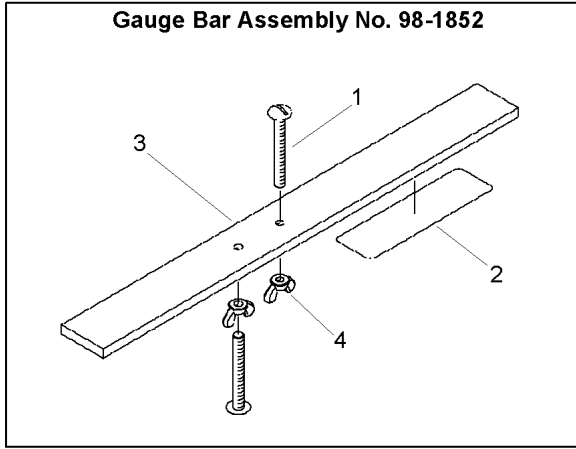
| Ref | Part No. | Qty. | Description         |  |  |  |  |
|-----|----------|------|---------------------|--|--|--|--|
| 1   | 98-7812  | 1    | Manifold-Inlet      |  |  |  |  |
| 2   | 98-7813  | 1    | Gasket-Manifold, In |  |  |  |  |
| 3   | 98-7610  | 3    | Bolt                |  |  |  |  |
|     |          |      |                     |  |  |  |  |
|     |          |      |                     |  |  |  |  |
|     |          |      |                     |  |  |  |  |
|     |          |      |                     |  |  |  |  |
|     |          |      |                     |  |  |  |  |
|     |          |      |                     |  |  |  |  |
|     |          |      |                     |  |  |  |  |
|     |          |      |                     |  |  |  |  |
|     |          |      |                     |  |  |  |  |
|     |          |      |                     |  |  |  |  |





### Exhaust Manifold Assembly

| Ref | Part No. | Qty. | Description             |
|-----|----------|------|-------------------------|
| 1   | 98-7802  | 1    | Gasket                  |
| 2   | 98-7815  | 1    | Manifold-Exhaust        |
| 3   | 100-1559 | 8    | Nut-Manifold, Exhaust   |
| 4   | 100-1558 | 8    | Stud-Manifold, Exhaust  |
| 5   | 98-7803  | 1    | Gasket                  |
| 6   | 105-3316 | 1    | Manual-Operator, Kubota |



## Special Tools

| Ref | Part No. | Qty. | Description                          |
|-----|----------|------|--------------------------------------|
| 1   | 32122-54 | 1    | Screw-Head, Truss                    |
| 2   | 98-7976  | 1    | Decal-Bar, Gauge                     |
| 3   |          | 1    | Bar                                  |
| 4   | 32103-3  | 1    | Nut-Wing                             |
| 5   | 12-9140  | 1    | Decal-Body, Front                    |
| 6   | 2410-18  | 1    | Cap-Plastic                          |
| 7   | 29-9080  | 1    | Handle                               |
| 8   | 29-9090  | 1    | Hose-Handle                          |
| 9   | 36-4310  | 1    | Brush                                |
| 10  |          | 1    | Tool-Bedknife, Screw                 |
| 11  | 12-7579  | 1    | Tow Bar (Incl. Ref. #12)             |
| 12  | 63-4380  | 2    | Decal-Tow Warning                    |
| 13  | 60-4150  | 1    | Pin-Lynch                            |
| 14  | 48-8070  | 2    | Washer-Lock                          |
| 15  | 48-7830  | 2    | Screw                                |
| 16  | 12-7589  | 1    | Tow Bar Bracket ASM (Incl. Ref. #12) |
| 17  | 60-4120  | 1    | Pin                                  |
| 18  | 60-4480  | 1    | Shackle-Chain                        |

|  |  |  |  |
|--|--|--|--|
|  |  |  |  |
|  |  |  |  |
|  |  |  |  |
|  |  |  |  |
|  |  |  |  |
|  |  |  |  |

## NOTES

