



## Multi-Pro<sup>®</sup> 1200 Turf Sprayer

Model No. 41164 - 240000201 and up.

### Parts Catalog

---

#### **Ordering Replacement Parts**

To order replacement parts, please supply the part number, the quantity, and the description of each part desired.

#### **Understanding Reference Numbers**

Each Identified part in an illustration has a reference number. The reference number for a part also appears in the parts list, along with other information about the part.

This catalog uses two special reference number formats, one to indicate parts in a service assembly and another to indicate the quantity of a given part in an illustration.

#### **Service Assembly Reference Numbers**

Parts in service assemblies have reference numbers in the form a:b. The a represents the reference number of the entire service assembly and the b represents a sequential number unique to each part within the service assembly.

For example, a wheel assembly might be identified by reference number 6, the tire by 6:1, the valve by 6:2, and the wheel by 6:3. When you order the assembly identified by reference number 6, you receive all parts identified by reference numbers 6:1, 6:2, and 6:3. However, you may also order any part individually. Reference numbers of this type appear in illustrations and in part lists.

#### **Reference Numbers Indicating Quantity**

In an illustration, if a reference number indicates more than one part, the reference number has the form nX y. The n represents the quantity of the part, the X is the multiplication symbol, and the y represents the reference number.

For example, in an illustration, the reference number 2X 37 means that two of the parts identified by reference number 37 are indicated.

# Contents

<b>Description</b>	<b>Page</b>	<b>Description</b>	<b>Page</b>
Front Suspension Assembly	..... 4	Tank Hose Assembly	..... 45
Steering Cylinder Assembly No. 100-8278	..... 5	Sprayer Component Assembly	..... 46
Engine Cover Assembly	..... 6	Tank Drain Assembly	..... 47
Seat Support Assembly	..... 8	Top Mounted Suction Assembly	..... 48
Brake and Accelerator Pedal Assembly	..... 9	Lower Sprayer Component Assembly	..... 49
Master Cylinder Assembly No. 94-3800	..... 10	Safety Valve Assembly No. 100-6820	..... 50
Rear Fender and Battery Mount Assembly	..... 11	Hose Assemblies No. 1	..... 51
Right Hand Boom Mount Assembly No. 106-4960	..... 12	Hose Assemblies No. 2	..... 52
Left Hand Boom Assembly No. 106-4961	..... 13	Center Boom Assembly	..... 54
Fresh Water Tank Assembly	..... 14	Extension Boom Assembly	..... 55
Main Tank Assembly	..... 15	Boom Acuator Assembly	..... 56
Lid Assembly	..... 16	Transaxle Case Assembly Transaxle Assembly No. 104-9078	..... 57
Shifter Assembly	..... 17	Transaxle Gear Shaft Assembly Transaxle Assembly No. 104-9078	..... 58
Parking Brake and Console Assembly	..... 18	Countershaft Assembly Transaxle Assembly No. 104-9078	..... 59
Front Wheel Assembly	..... 19	Shift Fork Assembly Transaxle Assembly No. 104-9078	..... 60
Front Brake Assembly No. 100-8285	..... 20	Differential Gear Assembly Transaxle Assembly No. 104-9078	..... 61
Transaxle Installation Assembly	..... 21	Vehicle Electrical Schematic	..... 62
Rear Wheel Assembly	..... 22	Vehicle Hydraulic Schematic	..... 63
Rear Brake Assembly No. 93-7125 (Right) and 93-7126 (Left)	..... 23	Spray System Electrical System	..... 64
Driveshaft Assembly No. 98-2918	..... 24	Crankshaft Assembly Kohler CH20S-64647	..... 65
Engine Installation Assembly	..... 25	Crankcase Assembly Kohler CH20S-64647	..... 66
Gearbox Assembly No. 99-0663	..... 27	Oil Pan / Lubrication Assembly Kohler CH20S-64647	..... 67
Drive Pulley Assembly No. 100-8289	..... 28	Head / Valve / Breather Assembly Kohler CH20S-64647	..... 68
Steering Pump Assembly No. 100-8302	..... 29	Ignition / Electrical Assembly Kohler CH20S-64647	..... 69
Driver Clutch Assembly No. 100-8288	..... 30	Blower Housing and Baffle Assembly Kohler CH20S-64647	..... 70
Pump Installation Assembly	..... 31	Starting System Kohler CH20S-64647	..... 71
Pump Assembly No. 106-5121	..... 32	Fuel System Assembly Kohler CH20S-64647	..... 72
Hydraulic Brake Line Assembly	..... 33	Engine Controls Kohler CH20S-64647	..... 73
Tank and Saddle Assembly	..... 34	Air Intake / Filtration Assembly Kohler CH20S-64647	..... 74
Throttle Linkage Assembly	..... 35	Exhaust Assembly Kohler CH20S-64647	..... 75
Exhaust Assembly	..... 36		
Electrical Panel Assembly	..... 37		
Manual Control Assembly	..... 38		
Main On/Off Valve Assembly No. 106-4881	..... 39		
Pressure Control Valve Assembly	..... 40		
Boom Valve Assembly No. 106-4882	..... 41		
Flow Meter Assembly No. 106-4884	..... 42		
Hydraulic Hose Routing Assembly	..... 43		
Steering Control Assembly No. 92-3502	..... 44		

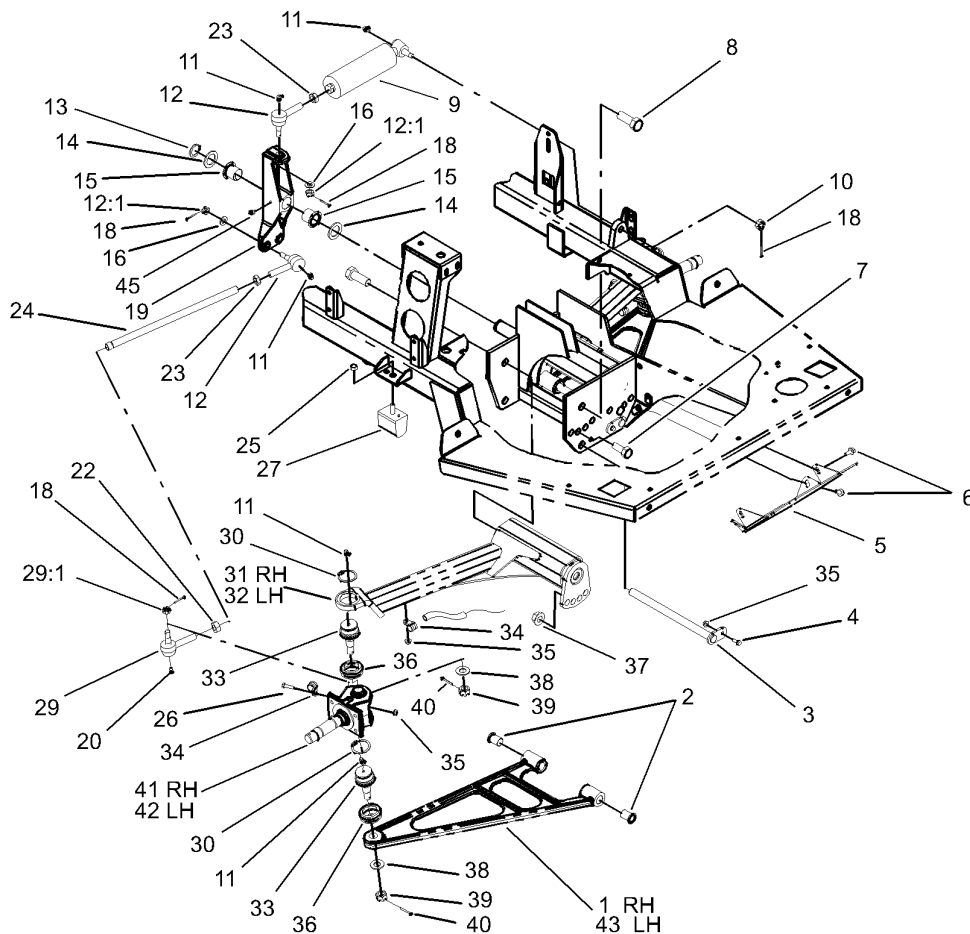
## Footnotes

- ❶ Not illustrated
- ❷ Not serviced separately
- ❸ Obtain Parts From Kohler

## Part Description Abbreviations

Part descriptions in this catalog may include the following abbreviations.

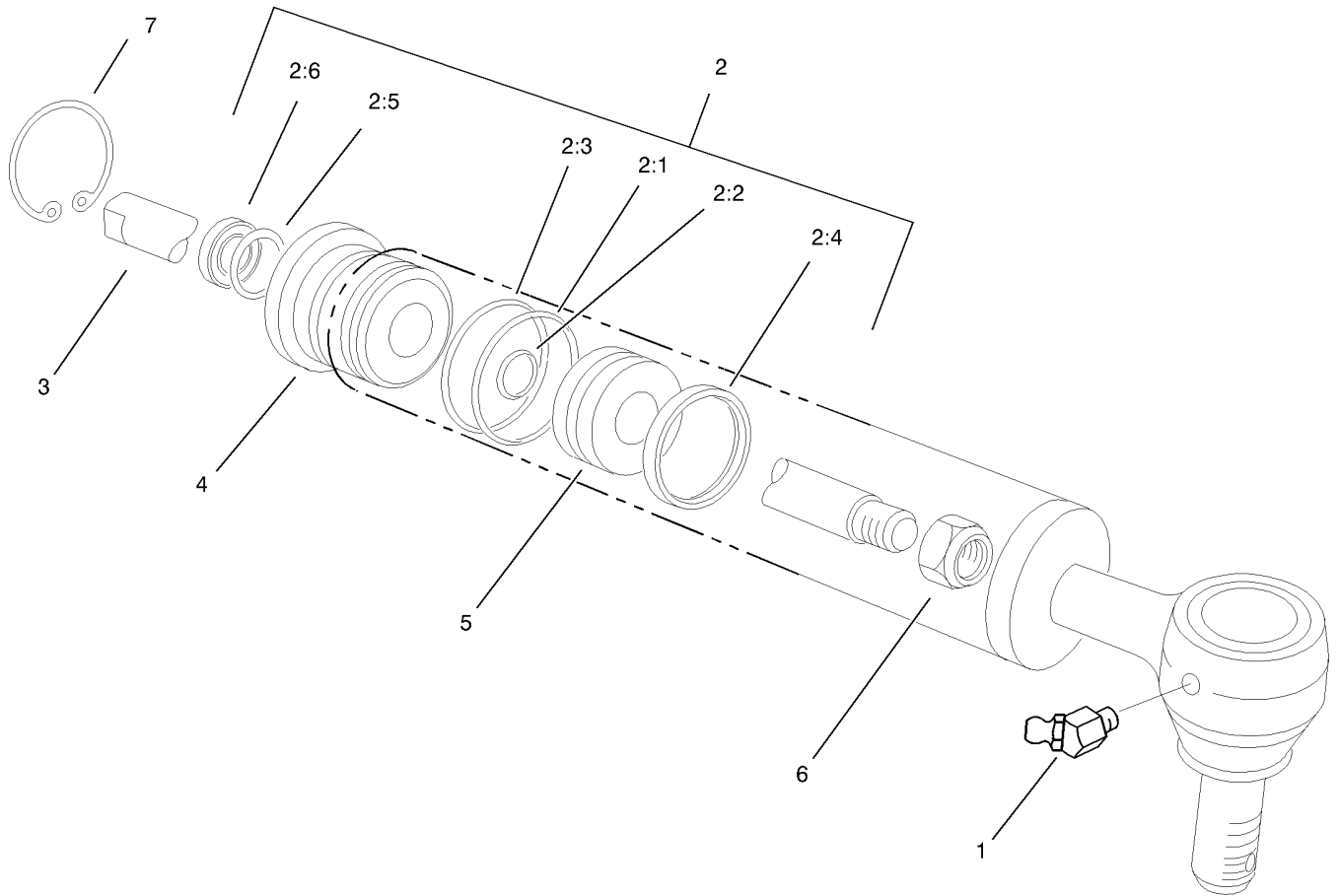
AR. ....	as required	HWHTF. ....	hex washer head thread forming
ASM. ....	assembly	HYD. ....	hydraulic
CARR. ....	carriage	INC. ....	incorporated
DEG. ....	degrees	LH. ....	left hand
FH. ....	flat head	NI. ....	nylon insert
GA. ....	gauge	PPH. ....	phillips pan head
HF. ....	hex flange	PTH. ....	phillips truss head
HH. ....	hex head	PTO. ....	power take off
HHF. ....	hex head flange	RH. ....	right hand
HHFTF. ....	hex head flange thread forming	SFH. ....	slotted fillister head
HJ. ....	hex jam	SHH. ....	slotted hex head
HLH. ....	hex lag head	SHWH. ....	slotted hex washer head
HOC. ....	height-of-cut	SPH. ....	slotted pan head
HS. ....	hex	SQH. ....	square head
HSBH. ....	hex socket button head	SRH. ....	slotted round head
HSFH. ....	hex socket flat head	STD. ....	standard
HSH. ....	hex socket head	TAP. ....	self tapping
HWH. ....	hex washer head	TTH. ....	torx truss head



## Front Suspension Assembly

Ref	Part No.	Qty.	Description
1	100-6744-03	1	RH A-Arm ASM
2	100-8541	4	Bushing-A-Arm
3	100-8544	2	Pivot Pin ASM
4	3234-4	2	Screw-HHF
5	100-7060-03	1	Plate-Skid
6	3234-5	4	Screw
7	327-4	2	Screw-HH
8	328-24	4	Screw-HH
9	100-8278	1	Cylinder-Steering
10	32136-13	1	Nut-SHH
11	302-60	8	Fitting-Grease
12	112772-03	3	Joint-Ball, RH
12:1	915031	1	Nut
13	100-6785	1	Ring-Retaining
14	3-6781	2	Washer-Thrust
15	256-318	2	Bearing-Nyliner
16	3256-25	3	Washer-Flat
18	3272-11	6	Pin-Cotter
19	100-6774-03	1	Pivot-Steering
20	302-5	2	Fitting-Grease
22	3218-21	2	Nut-Jam
23	3220-11	3	Nut-Jam
24	100-8534-03	2	Tie Rod-Steering
25	48-9520	2	Nut

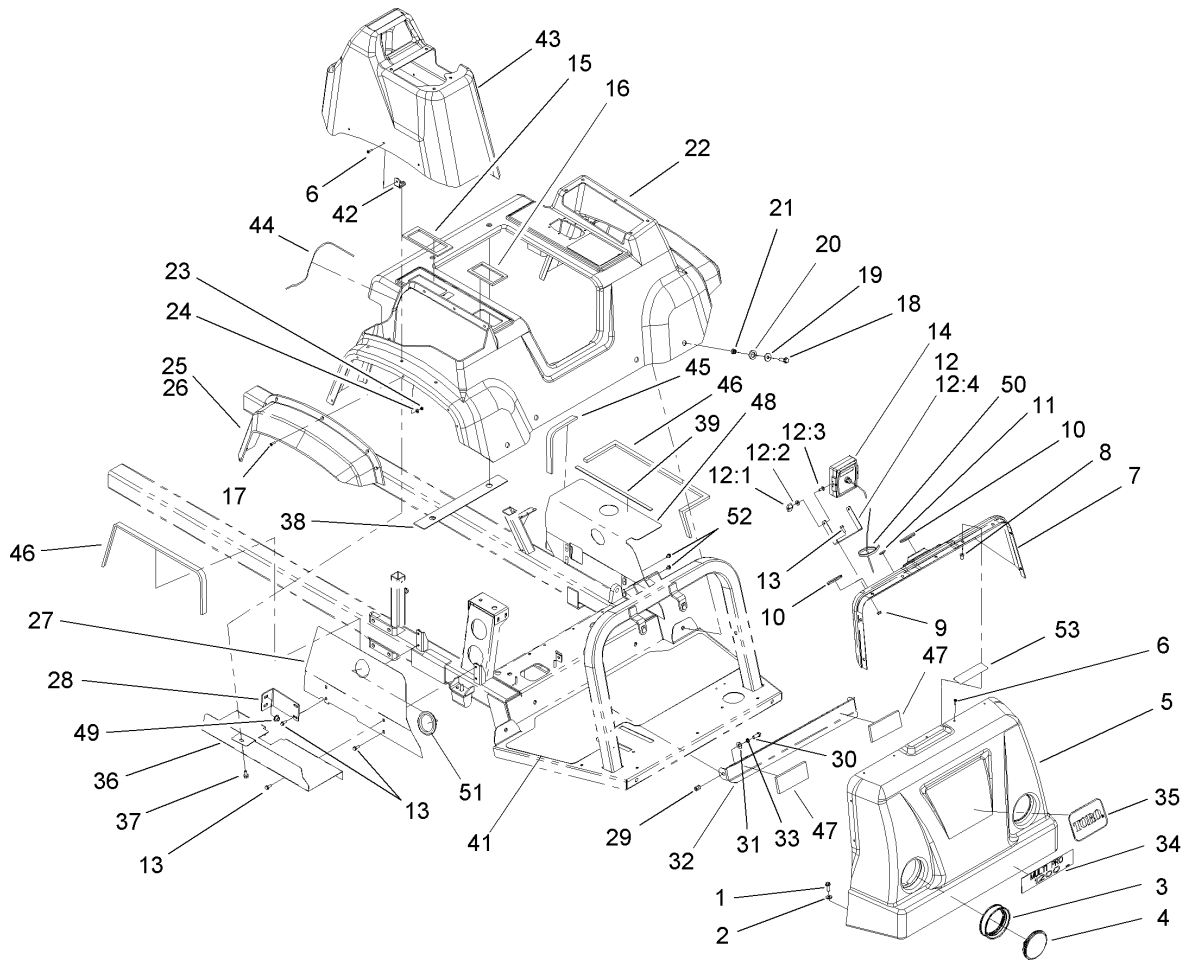
Ref	Part No.	Qty.	Description
26	321-6	2	Screw-HH
27	87-3470	2	Bumper-Axle, Rear
29	112771-03	2	Joint-Ball, LH
29:1	915031	1	Nut
30	32151-104	4	Ring-Retaining, External
31	100-8414	1	RH Axle ASM
32	100-8413	1	LH Axle ASM
33	87-1430	4	Joint-Ball
34	2412-134	4	R-Clamp
35	32128-33	6	Nut-HF
36	87-2420	4	Seal-Joint, Ball
37	32128-50	2	Nut-Flange
38	3256-27	4	Washer-Flat
39	32136-2	4	Nut-SHH
40	3272-17	4	Pin-Cotter
41	100-6738	1	Spindle-RH
42	100-6739	1	Spindle-LH
43	100-6745-03	1	LH A-Arm ASM
45	302-11	1	Fitting-Lube, 45 DEG



### Steering Cylinder Assembly No. 100-8278

Ref	Part No.	Qty.	Description
1	302-60	1	Fitting-Grease
2	107-1552	1	Seal Kit
2:1		1	O-Ring
2:2		1	O-Ring
2:3		1	Seal-Back Up
2:4		1	Seal-Psp
2:5		1	Seal-Rod
2:6		1	Seal-Dust
3		1	Shaft
4		1	Head
5		1	Piston
6		1	Nut
7	94-3612	1	Ring-Retaining

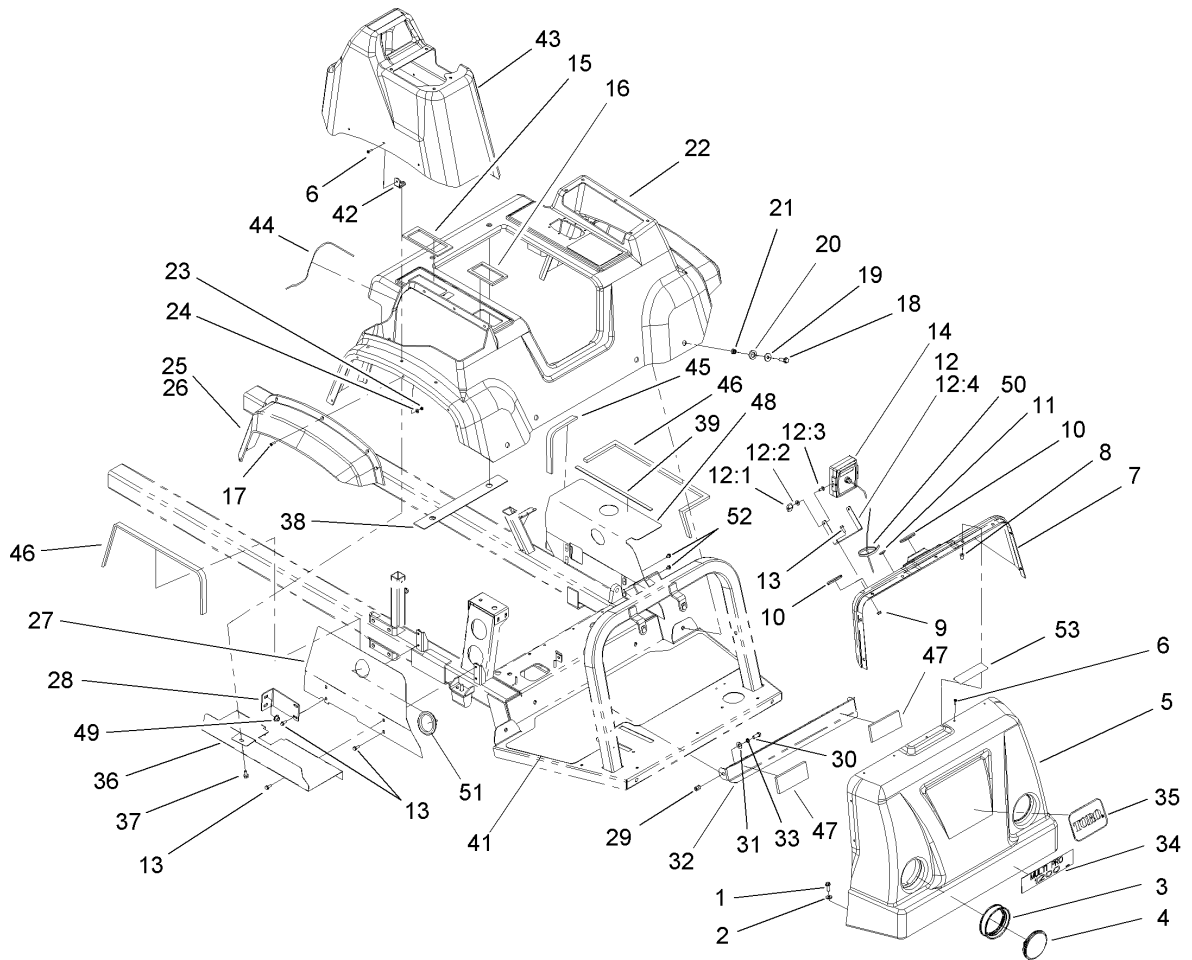
--	--	--	--



## Engine Cover Assembly

Ref	Part No.	Qty.	Description
1	3234-17	5	Screw-HHF
2	3256-3	5	Washer-Flat
3	99-7311	2	Mount-Headlight
4	99-7310	2	Headlight
5	100-8281	1	Hood-Front, Console
6	3250-25	19	Screw-PPH
7	100-6777	1	Dash Panel ASM
8	100-8450	21	Nut-Well
9	32128-33	2	Nut-HF
10	40764	2	Grommet
11	94-7290	1	Plug-Hole
12		1	Monitor Mounting Bracket Kit
12:1	99-0667	2	Knob
12:2	99-0730	2	Washer-Rubber
12:3	106-4868	2	Screw-CARR
12:4	99-0576	1	Bracket
13	3234-4	8	Screw-HHF
14	104-8990	1	Monitor-Rate
15	100-8436	1	Seal-Foam
16	100-8437	1	Seal-Foam
17	3250-13	12	Screw-PPH
18	3234-24	6	Screw-HHF
19	356308	6	Washer-Special
20	100-8468	6	Washer-Rubber

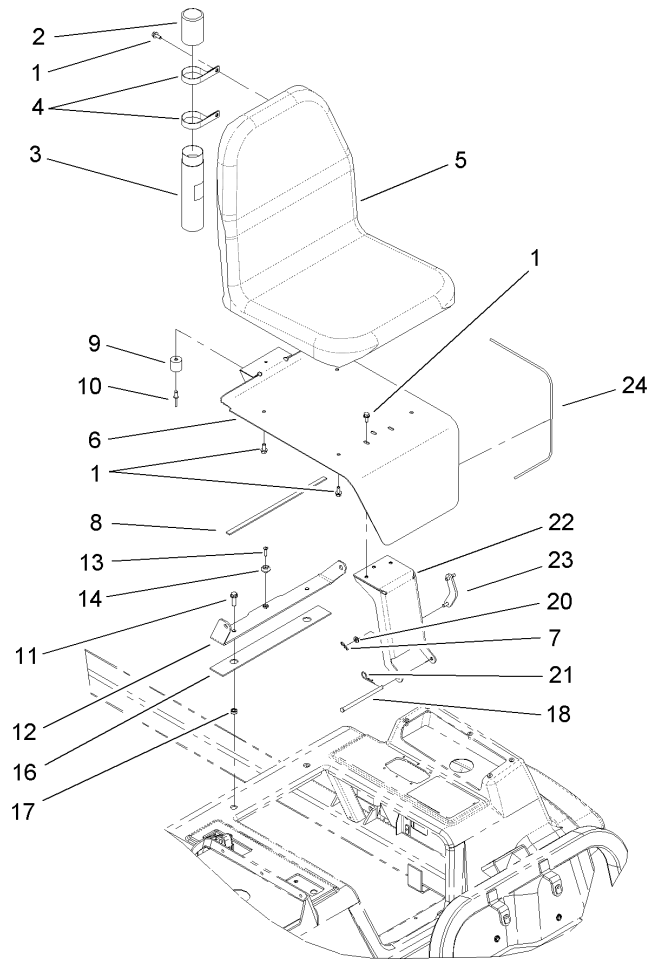
Ref	Part No.	Qty.	Description
21	100-8464	6	Spacer
22	104-8875	1	Seat Base ASM
23	3217-26	12	Nut-Hex
24	3256-49	12	Washer-Flat
25	94-7074	1	Flare-Fender, RH
26	94-7075	1	Flare-Fender, LH
27	104-8848-03	1	Panel-Shield, RH
28	100-8623	2	Bracket-Engine Cover Support, Rear
29	92-3788	2	Insert
30	323-6	2	Screw-HH
31	3256-4	2	Washer-Flat
32	100-6731-03	1	Shield-Head Light
33	3253-21	2	Washer-Lock
34	106-5129	1	Decal
35	62-5550	1	Decal
36	104-8852-03	1	Panel-Fender, Inner
37	3234-5	3	Screw
38	100-8463	1	Seal-Foam
39	100-8499	2	Seal-Foam
41	100-8622	1	Tread-Floor
42	104-8854-03	3	Console Bracket ASM
43	104-8867	1	Valve Console ASM
44	104-8870	1	Trim-Edge



### Engine Cover Assembly (continued)

Ref	Part No.	Qty.	Description
45	100-8444	1	Trim-Shield, Front And Rear
46	100-8423	2	Trim-Shield, Top
47	106-4872	2	Pad-Foam, Headlight
48	100-8448-03	1	Panel-Shield, LH
49	32128-43	2	Nut-Flange
50	3290-379	4	Tie-Cable
51	237-164	3	Grommet
52	3234-26	2	Screw
53	106-5016	1	Decal-Caution, Electric Shock

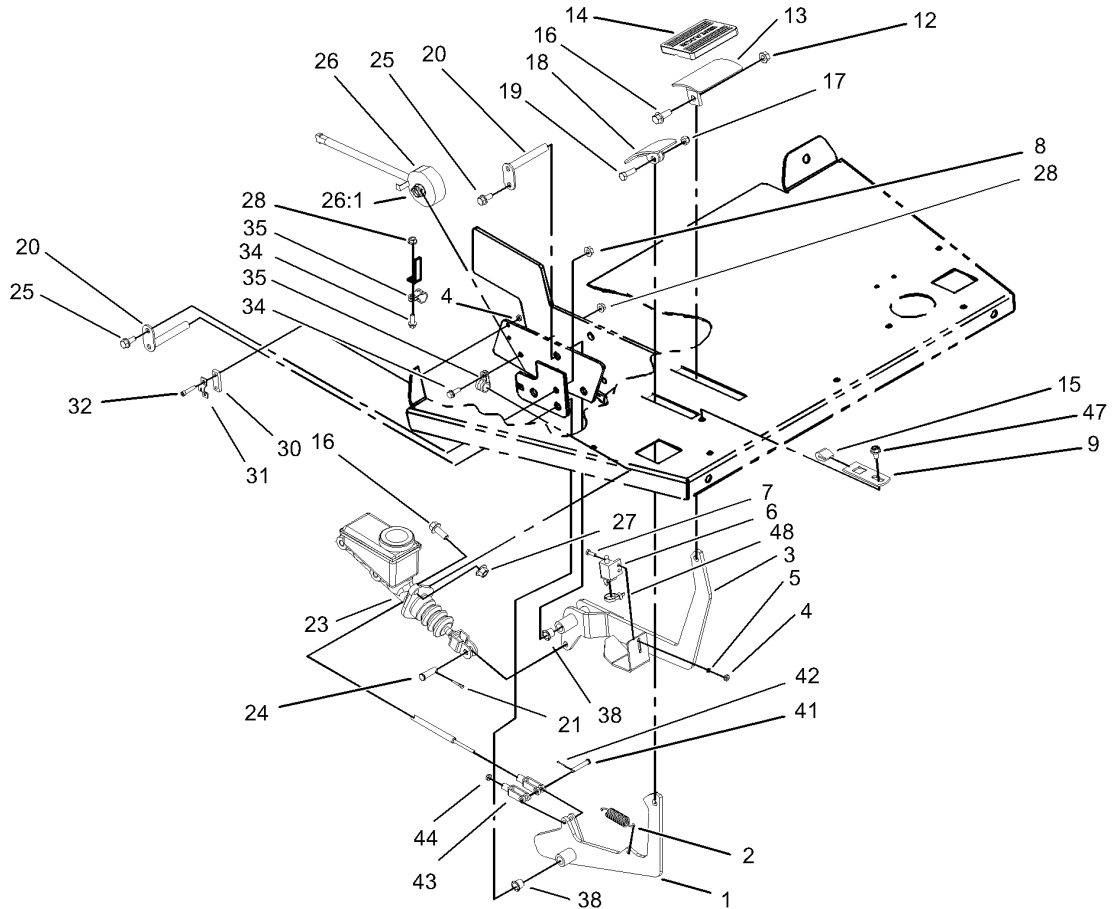
--	--	--	--



## Seat Support Assembly

Ref	Part No.	Qty.	Description				
1	3234-5	9	Screw				
2	104-7048	1	Cap-Housing				
3	104-7050	1	Housing-Manual				
4	2412-133	2	R-Clamp				
5	104-4620	1	Seat-Olympic, Toro				
6	106-4856-03	1	Bracket-Seat				
7	3290-307	1	Pin-Hair				
8	100-8499	1	Seal-Foam				
9	99-7830	1	Rubber Receptical ASM				
10	3290-412	1	Rivet				
11	3234-24	2	Screw-HHF				
12	107-8614-03	1	Bracket-Seatbelt				
13	32108-5	1	Screw-FH				
14	99-7833	1	Post-Holding				
16	100-8463	1	Seal-Foam				
17	100-8464	2	Spacer				
18	100-8501	1	Pin-Clevis				
20	100-4852	1	Washer-Flat				
21	9335054	1	Pin-Hair				
22	106-4958-03	1	Bracket-Hinge ASM				
23	106-5171	1	Prop-Seat				
24	100-8500	1	Trim-Seat				



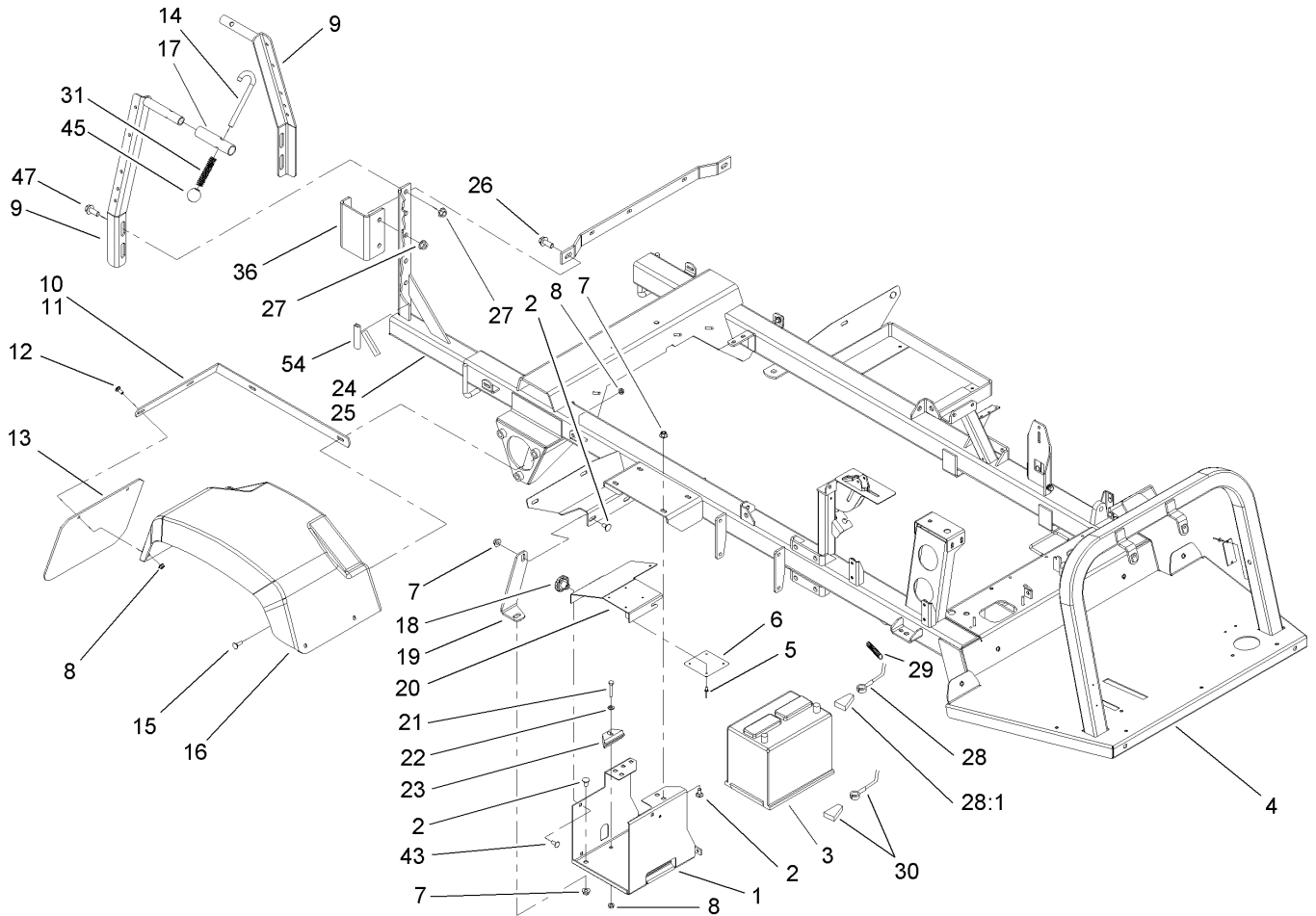


## Brake and Accelerator Pedal Assembly

Ref	Part No.	Qty.	Description
1	100-8367-03	1	Accelerator-Lever
2	67-1450	1	Spring-Idler, Deck
3	100-8553-03	1	Brake-Lever
4	3217-26	4	Nut-Hex
5	3253-17	2	Washer-Lock/sp
6	92-0305	1	Switch
7	3290-134	2	Screw
8	32128-20	2	Nut-HF
9	104-8791-03	1	Plate-Pedal Stop
12	32128-21	1	Nut-HF
13	100-8422-03	1	Bracket-Pedal
14	7-3900	1	Pad-Brake
15	100-6702	3	Stop-Lever, Pedal
16	3234-11	3	Screw-HHF
17	32153-3	1	Nut-Lock
18	93-8969-03	1	Pedal
19	322-5	1	Screw-HH
20	100-8554	2	Pin-Pivot
21	3272-10	1	Pin-Cotter
23	94-3800	1	Master Cylinder ASM
24	283-2	1	Pin-Clevis
25	3234-5	2	Screw
26	99-8090	1	Magnet ASM
26:1	93-6601	1	Spring-Compression

Ref	Part No.	Qty.	Description
27	32128-43	2	Nut-Flange
28	32128-33	2	Nut-HF
30	100-8561	1	Plate-Spacer
31	100-8560	1	Bracket-Throttle Cable
32	3274-81	2	Screw-HSH
34	3234-4	2	Screw-HHF
35	2412-134	2	R-Clamp
38	256-257	4	Bushing-Nyliner
41	283-66	1	Pin-Clevis
42	3272-1	1	Pin-Cotter
43	282-28	1	Clevis-Adjustable
44	3219-14	1	Nut-Hex
47	3234-28	1	Screw-HHF
48	3290-379	4	Tie-Cable





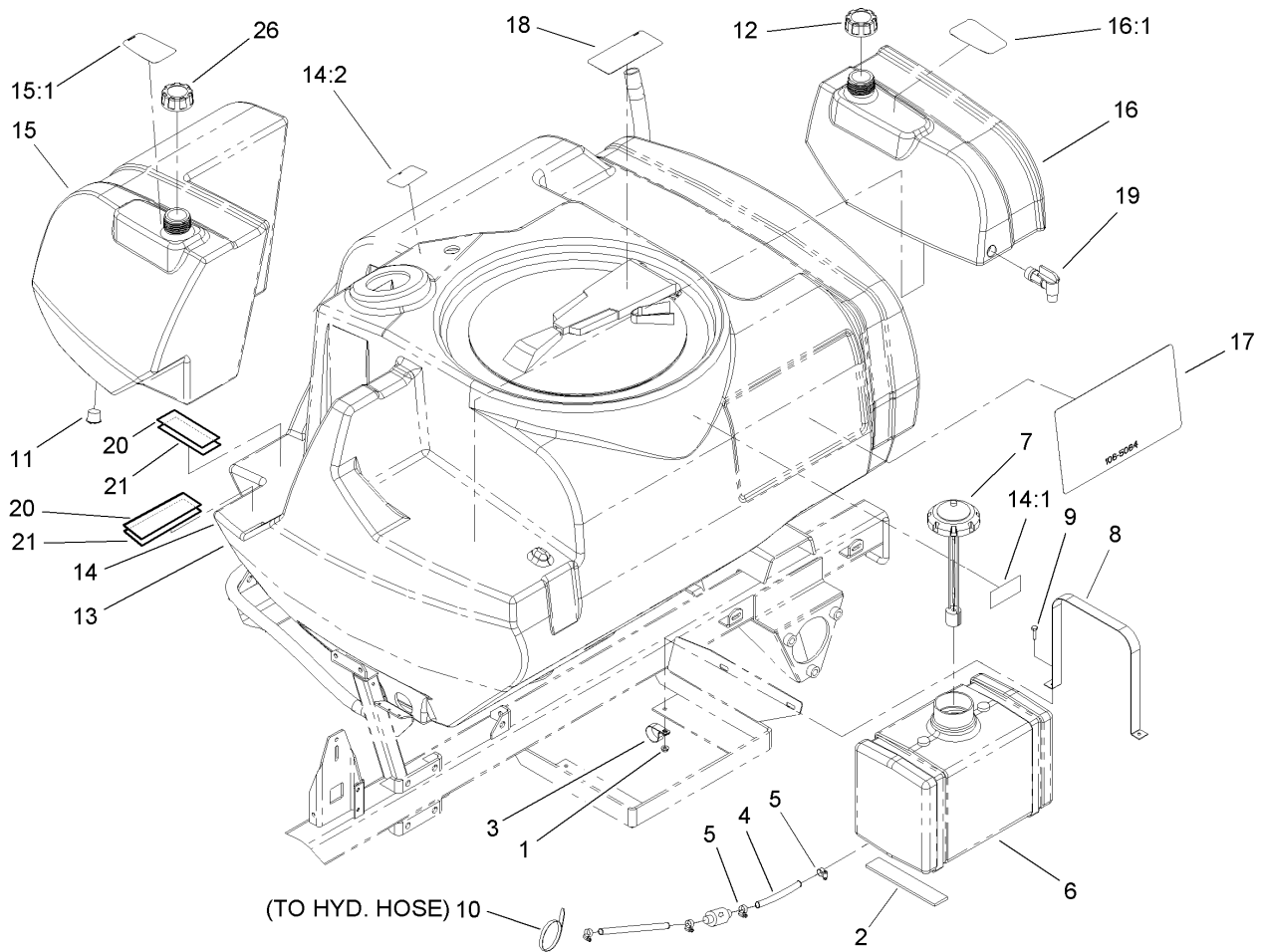
## Rear Fender and Battery Mount Assembly

Ref	Part No.	Qty.	Description
1	87-5120-03	1	Bracket-Holder, Battery
2	3231-1	4	Screw-CARR
3	106-5187	1	Battery
4	100-8339-03	1	Mainframe ASM
5	3269-27	4	Rivet-Snap
6	87-7620	1	Shield-Terminal, Battery
7	32128-43	4	Nut-Flange
8	32128-20	13	Nut-HF
9	106-5082-03	2	Hold-Boom
10	100-8246-03	1	Mount-Fender, RH
11	100-8245-03	1	Mount-Fender, LH
12	3230-1	8	Bolt-CARR
13	100-8259	2	Guard-Splash
14	92-8562	2	Hook-Restraint, Boom
15	3230-2	4	Bolt-CARR
16	93-6498	2	Fender-Rear
17	92-8561	2	Hose-Hold In
18	19-4050	2	Knob
19	100-8201-03	1	Support-Battery
20	87-5130-03	1	Cover-Battery
21	322-9	1	Screw-HH
22	3256-23	1	Washer-Flat
23	66-2490	1	Retainer-Battery
24	106-4960	1	Boom Mount ASM LH

Ref	Part No.	Qty.	Description
25	106-4961	1	Boom Mount ASM RH
26	3234-32	4	Screw-HHF
27	32128-49	10	Nut-HHF
28	99060	1	Cable-Ground
28:1	106-4915	1	Cap-Protective, Blue
29	104-8742	1	Conduit-Cable, Battery
30	106-5113	1	Cable-Battery, Positive
31	92-8563	2	Spring
36	100-8431-03	2	Bracket-Mounting, Boom
43	3230-23	2	Screw-CARR
45	92-8564	2	Knob
47	3234-32	4	Screw-HHF
54	107-8648	2	Trim-Edge



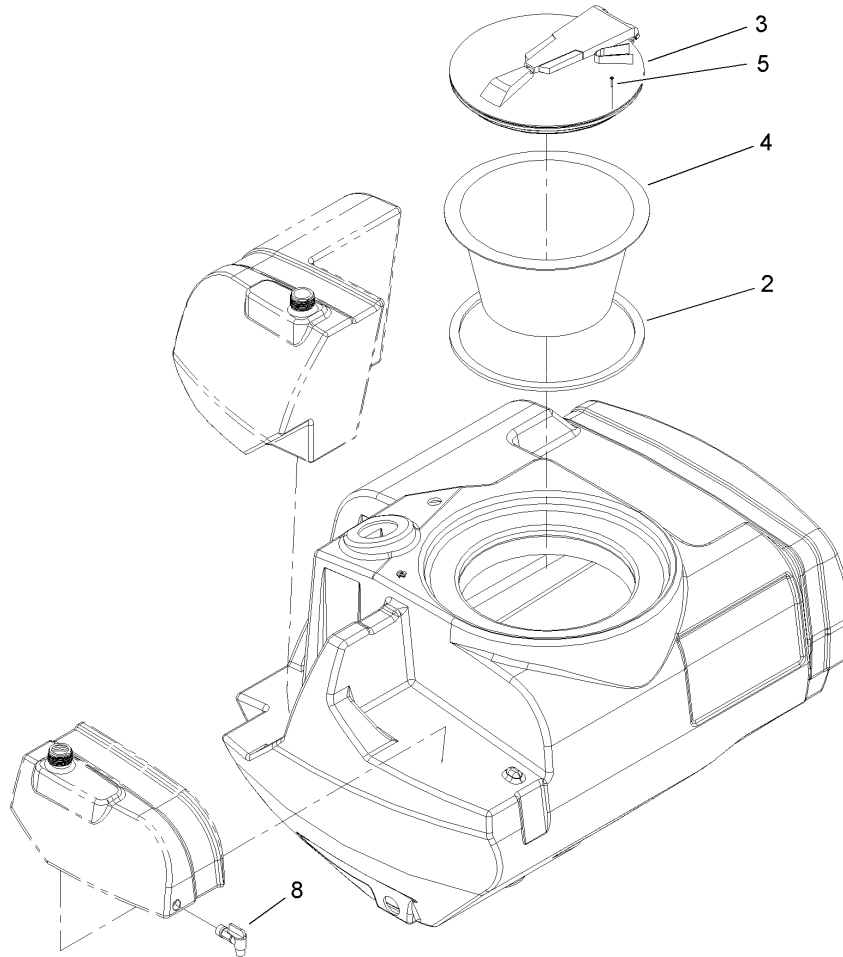




## Fresh Water Tank Assembly

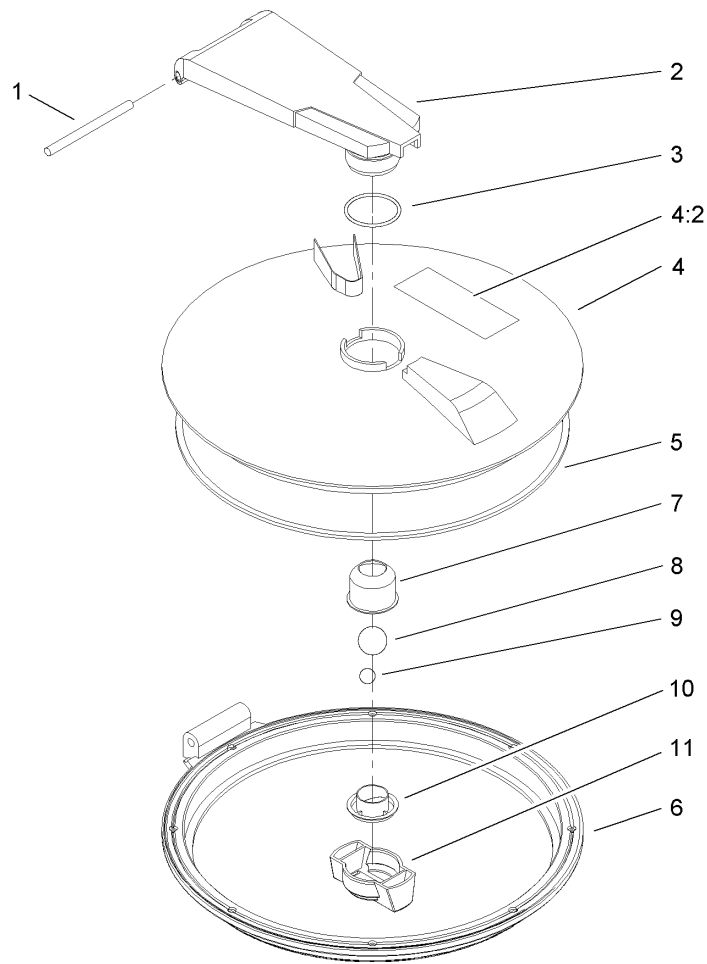
Ref	Part No.	Qty.	Description
1	32128-33	4	Nut-HF
2	100-8524	2	Foam-Strip, Gas Tank
3	2412-74	1	R-Clamp
4	100-8387	1	Hose-Fuel
5	2412-108	2	Clamp-Worm
6	100-8294	1	Tank-Fuel
7	100-8386	1	Fuel Cap And Guage ASM
8	106-4867-03	2	Strip-Hold Down, Gas Tank
9	321-6	4	Screw-HH
10	3290-379	4	Tie-Cable
11	107-8604	1	Plug-Tank
12	106-5052	1	Cap-Fresh Water
13		1	Main-Tank, ASM
14	106-5045	1	175 Gallon Tank ASM
14:1	106-1355	1	Decal-No Tank Entry
14:2	106-5065	1	Decal-Drain, Tank
15	106-5046	1	20 Gallon Tank ASM
15:1	107-8640	1	Decal-Rinse Tank
16	106-5047	1	5 Gallon Tank ASM
16:1	106-5051	1	Decal-Flush, Tank
17	106-5064	2	Decal-Low Rofile
18	93-0688	1	Decal-Warning, Chemical
19	106-4925	1	Spigot-90 DEG
20	107-8629	2	Pad-Rubber

Ref	Part No.	Qty.	Description
21	107-0377	3	Tape-Glue, 1/2in
26	107-8641	1	Cap-Fresh Water



## Main Tank Assembly

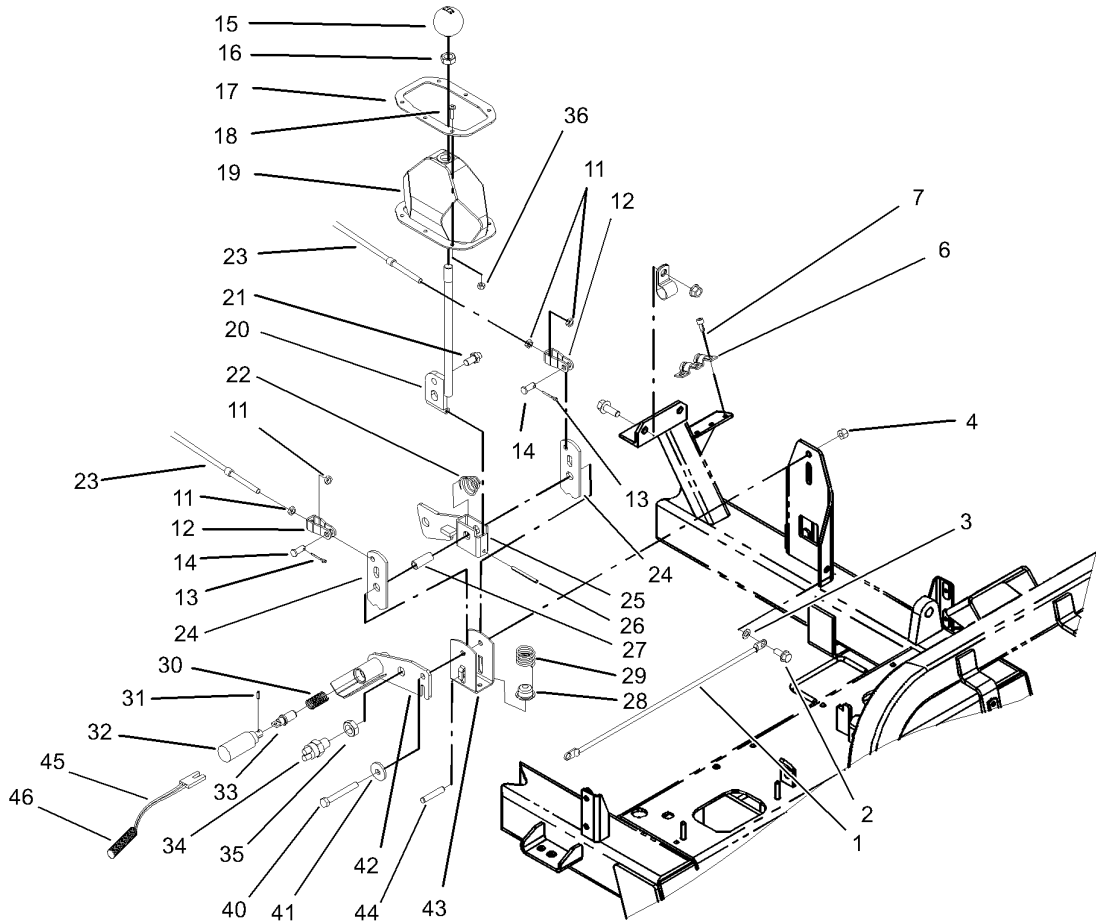
Ref	Part No.	Qty.	Description				
2	106-4991	1	Seal-Lid				
3		1	Screw Type Tank Lid ASM				
4	104-9051	1	Basket-Strainer				
5	107-8635	8	Screw-Pfh				
8	106-4925	1	Spigot-90 DEG				



### Lid Assembly

Ref	Part No.	Qty.	Description				
1	106-5000	1	Pin-Pivot				
2	106-5001	1	Arm				
3	106-5002	1	O-Ring				
4	106-1369	1	Lid				
4:2	93-0688	1	Decal-Warning, Chemical				
5	106-5004	1	Seal-Lid				
6	106-5005	1	Ring				
7	106-5006	1	Cup-Vent				
8	106-5007	1	Ball-Floating				
9	106-5008	1	Ball-Weight				
10	106-5009	1	Holder-Ball				
11	106-5010	1	Nut-Wing				

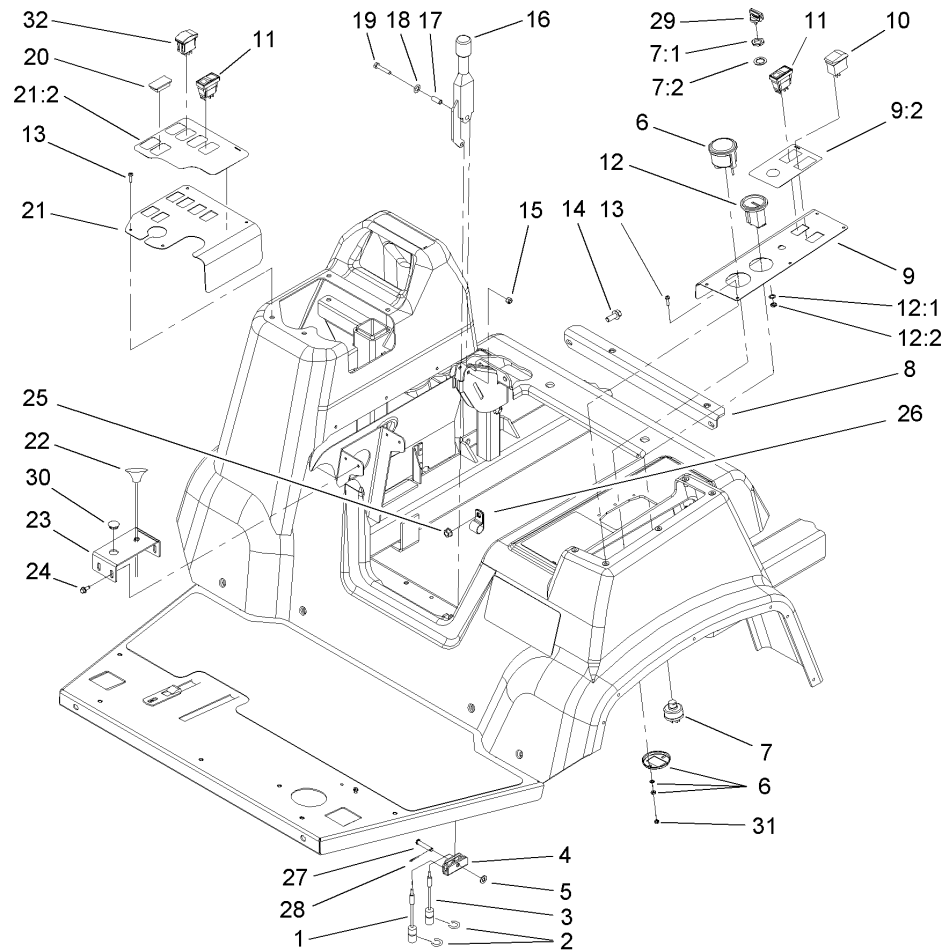




## Shifter Assembly

Ref	Part No.	Qty.	Description
1	42617	1	Cable-Ground
2	32144-41	1	Screw-Taptite
3	3255-8	1	Washer-Lock
4	3296-29	1	Nut-Lock, NI
6	87-4960	1	Clamp-Cable
7	65-5220	3	Screw-Forming, Thread
11	3220-1	4	Nut-Jam
12	87-2310	2	Clevis-Cable
13	3272-6	2	Pin-Cotter
14	283-62	2	Pin-Clevis
15	87-6720	1	Knob-Shift
16	3218-18	1	Nut-Jam
17	87-3760-03	1	Plate-Boot, Shift
18	3250-13	6	Screw-PPH
19	87-8620	1	Shift Boot ASM
20	87-2040	1	Shift Lever ASM
21	87-3650	1	Pin-Shift
22	87-2900	1	Spring-Compression
23	100-8359	2	Cable-Shift, R/i
24	87-3540	2	Link-Shift
25	100-6749	1	Shifter Bracket ASM
26	32121-48	1	Pin-Spring
27	87-2520	1	Tube-Pivot
28	87-3530	1	Button-Shifter

Ref	Part No.	Qty.	Description
29	87-3660	1	Spring-Compression
30	100-6754	1	Spring-Compression
31	32121-7	1	Pin-Spring
32	100-6741	1	Solenoid
33	100-6746	1	Pin-Shift Limiter
34	83-1890	1	Switch-Ball
35	3220-11	1	Nut-Jam
36	3296-2	6	Nut-Lock
40	322-12	1	Screw-HH
41	356303	1	Washer
42	100-6747	1	Solenoid Mount ASM
43	87-3520	1	Clevis
44	3290-507	1	Pin-Dowel
45	100-6751	1	Harness-Shift Limiter
46	100-7072	1	Protector-Wire

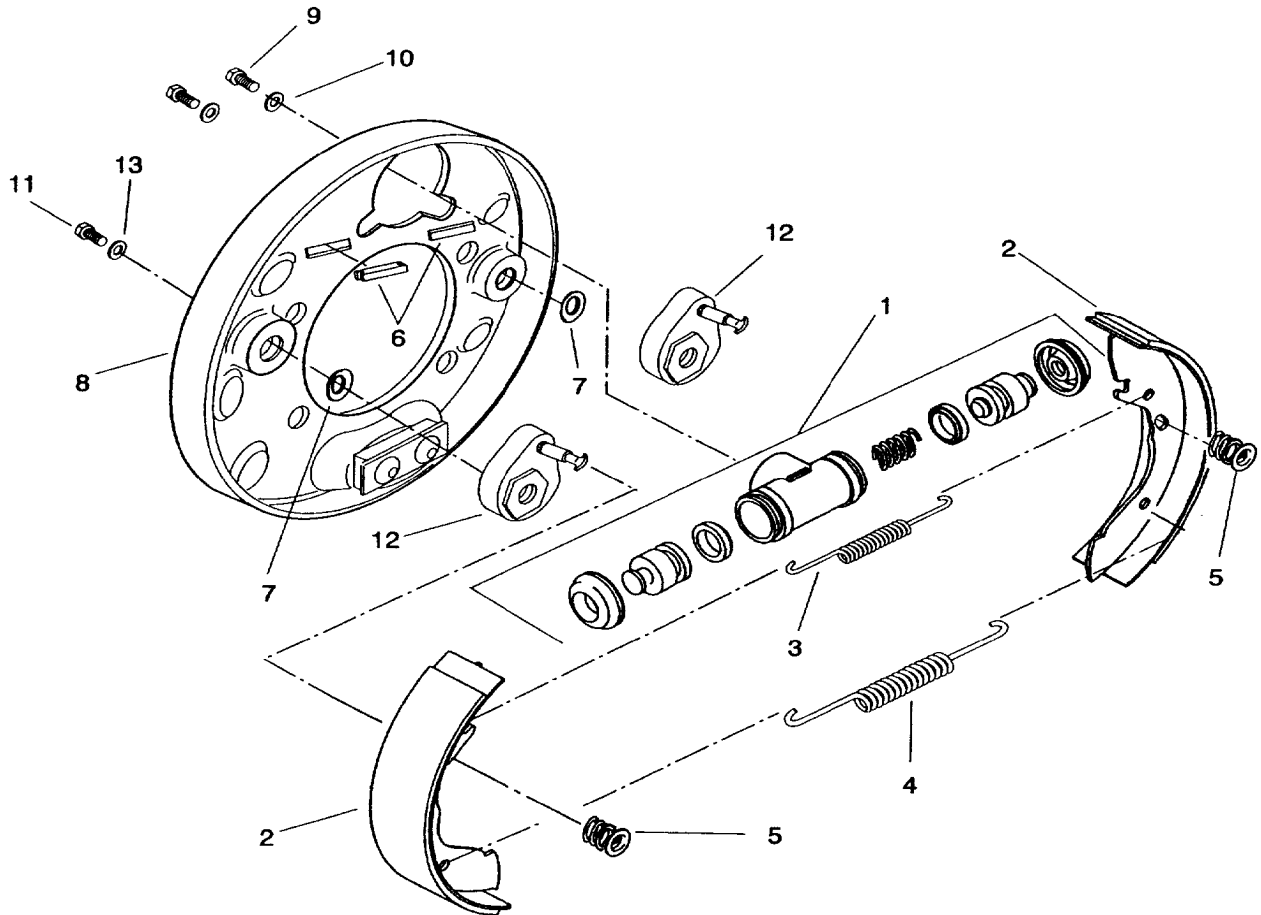


## Parking Brake and Console Assembly

Ref	Part No.	Qty.	Description
1	87-8240	1	Cable-Brake
2	32120-47	2	Ring-Retaining, External
3	100-8261	1	Cable-Park Brake, RH
4	87-3480	1	Bracket-Equalizer, Cable
5	3256-23	1	Washer-Flat
6	42610	1	Voltmeter
7	83-0020	1	Switch-Ignition
7:1	218-461	1	Nut-HH
7:2	3254-5	1	Washer-Tooth
8	106-4859-03	1	Bracket-Seatbox
9	100-8452	1	Vehicle Control Panel ASM
9:2	100-8470	1	Decal-Controls
10	100-8469	1	Switch-Rocker
11	104-9007	2	Switch-Rocker
12	66-2950	1	Gauge-Hourmeter
12:1	3255-20	2	Washer-Lock
12:2	3217-25	2	Nut-Hex
13	3250-25	9	Screw-PPH
14	3234-11	2	Screw-HHF
15	3296-42	1	Nut-Lock, NI
16	87-2710	1	Lever-Brake
17	87-4710	1	Spacer-Brake, Parking
18	3290-477	1	Washer-Curved
19	321-9	1	Screw-HH

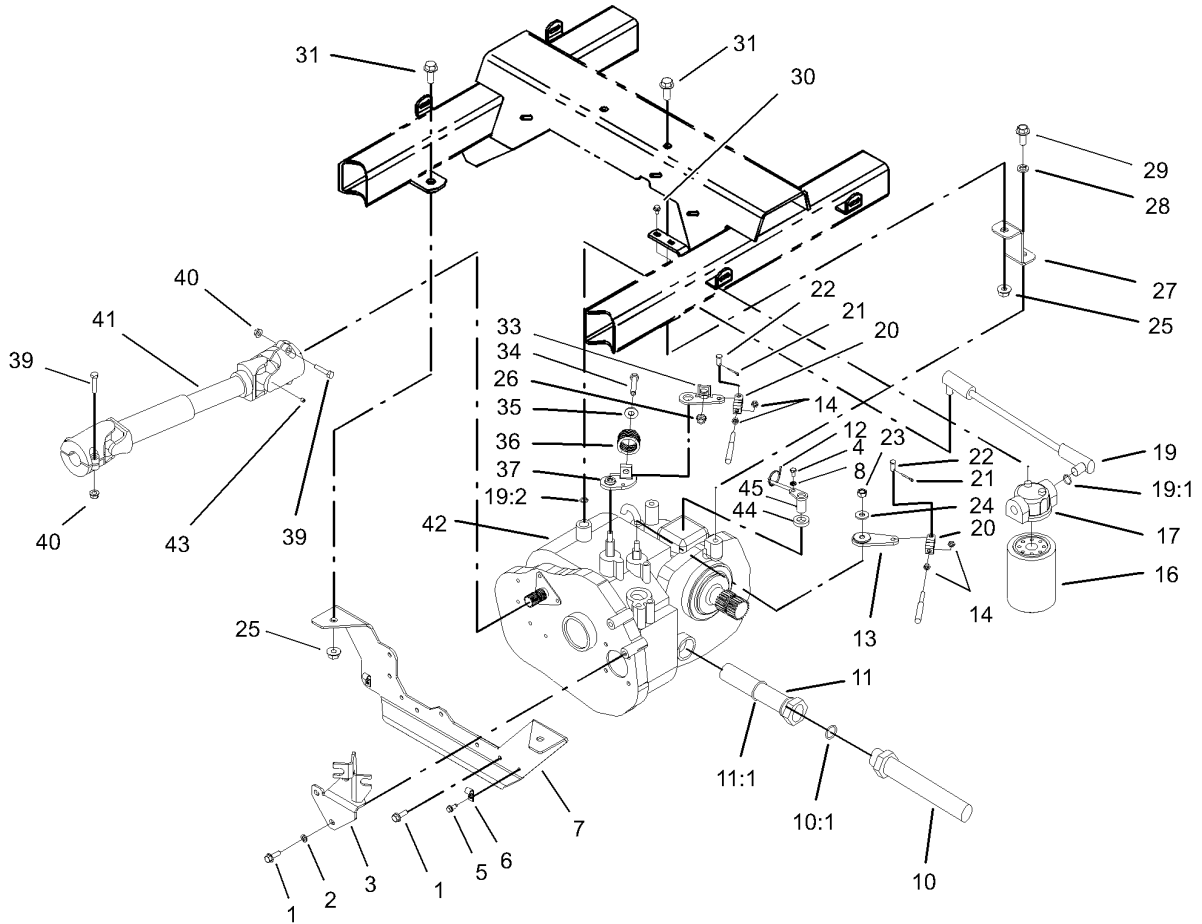
Ref	Part No.	Qty.	Description
20	99-7420	3	Plug-Hole
21	104-8866	1	Spray Control Panel ASM
21:2	104-8749	1	Decal-Spray Control
22	41697	1	Choke-Control
23	100-8385-03	1	Bracket-Throttle Speed
24	32144-10	4	Screw-HWH
25	32128-21	2	Nut-HF
26	2412-81	2	Clamp-R
27	94-3829	1	Pin-Clevis
28	3272-6	1	Pin-Cotter
29	63-8360	1	Key-Ignition
30	93-0830	1	Plug-Hole
31	32149-9	2	Nut
32	100-1535	2	Switch





### Front Brake Assembly No. 100-8285

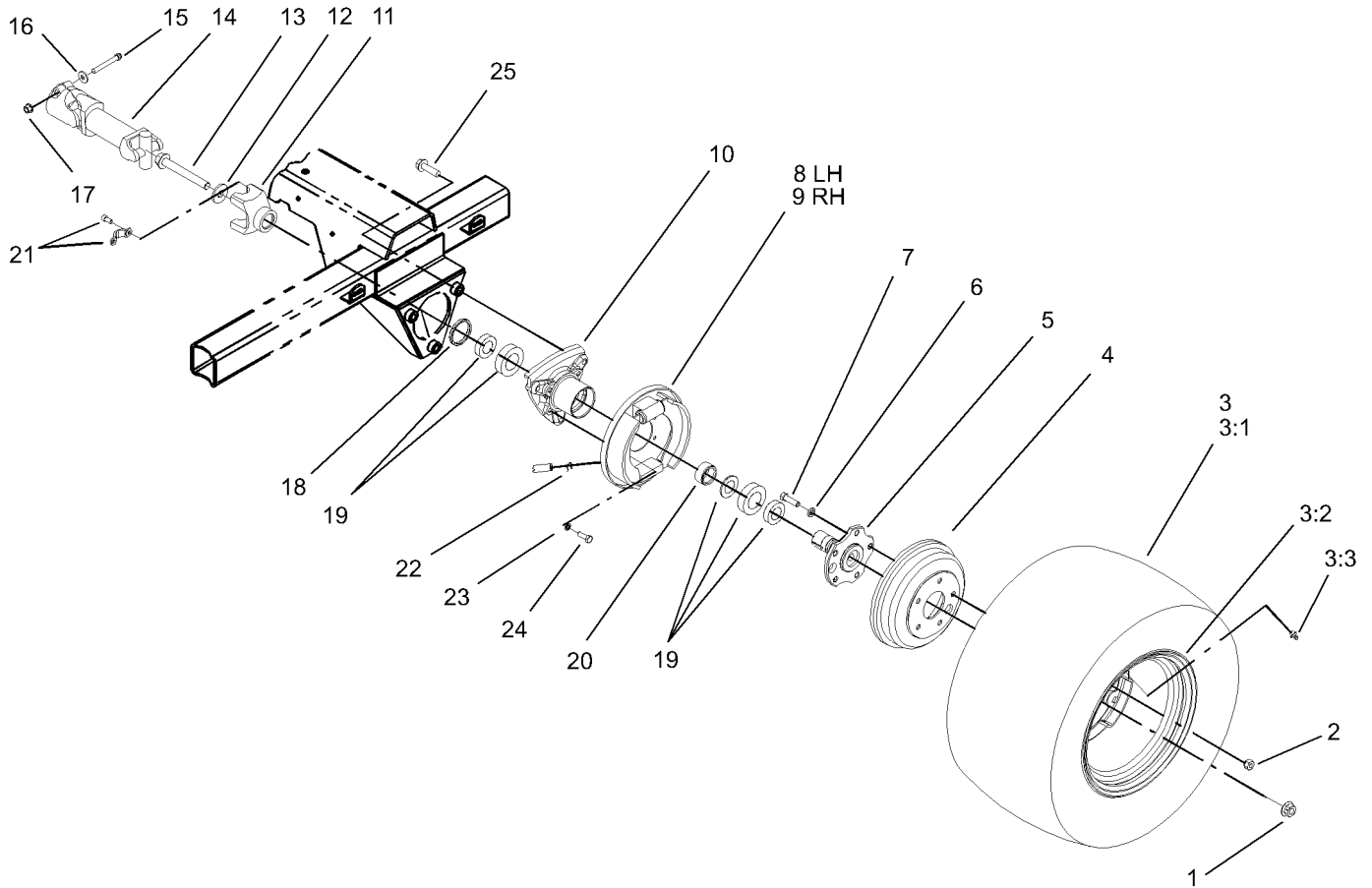
Ref	Part No.	Qty.	Description
1	100-8580	1	Wheel Cylinder ASM
2	100-8587	1	Shoe Set
3	100-8581	1	Spring-Upper
4	100-8582	1	Spring-Lower
5	100-8583	2	Shoe Hold Down Spring ASM
6	100-8584	2	Cover-Dust
7	100-8585	2	Washer-Bellville
8	100-8586	1	Backing Plate ASM
9	33103-012	2	Screw-HHF
10	3253-3	2	Washer-Lock
11	329-2	2	Screw-HH
12	100-8588	2	Adjuster Lever ASM
13	3256-1	2	Washer-Flat



## Transaxle Installation Assembly

Ref	Part No.	Qty.	Description
1	33104-025	10	Screw-HHF
2	3253-4	10	Washer-Lock
3	100-8303-03	1	Mount-Cable
4	33113-012	1	Screw-HH
5	32144-10	2	Screw-HWH
6	2412-89	2	Clamp
7	100-8531-03	1	Transaxle-Mount
8	48-8020	1	Washer-Spring
10	100-8250	1	Hose-Suction
10:1	237-81	1	O-Ring
11	87-3990	1	Strainer-Transaxle
11:1	237-123	1	O-Ring
12	3290-379	4	Tie-Cable
13	87-7960	1	Lever-Shift
14	3220-1	4	Nut-Jam
16	54-0110	1	Filter-Oil, Transmission
17	87-8780	1	Head-Filter
19	100-8254	1	Hose-Axle Return
19:1	237-79	1	O-Ring
19:2	237-42	1	O-Ring
20	87-2310	2	Clevis-Cable
21	3272-6	2	Pin-Cotter
22	283-62	2	Pin-Clevis
23	48-9520	2	Nut

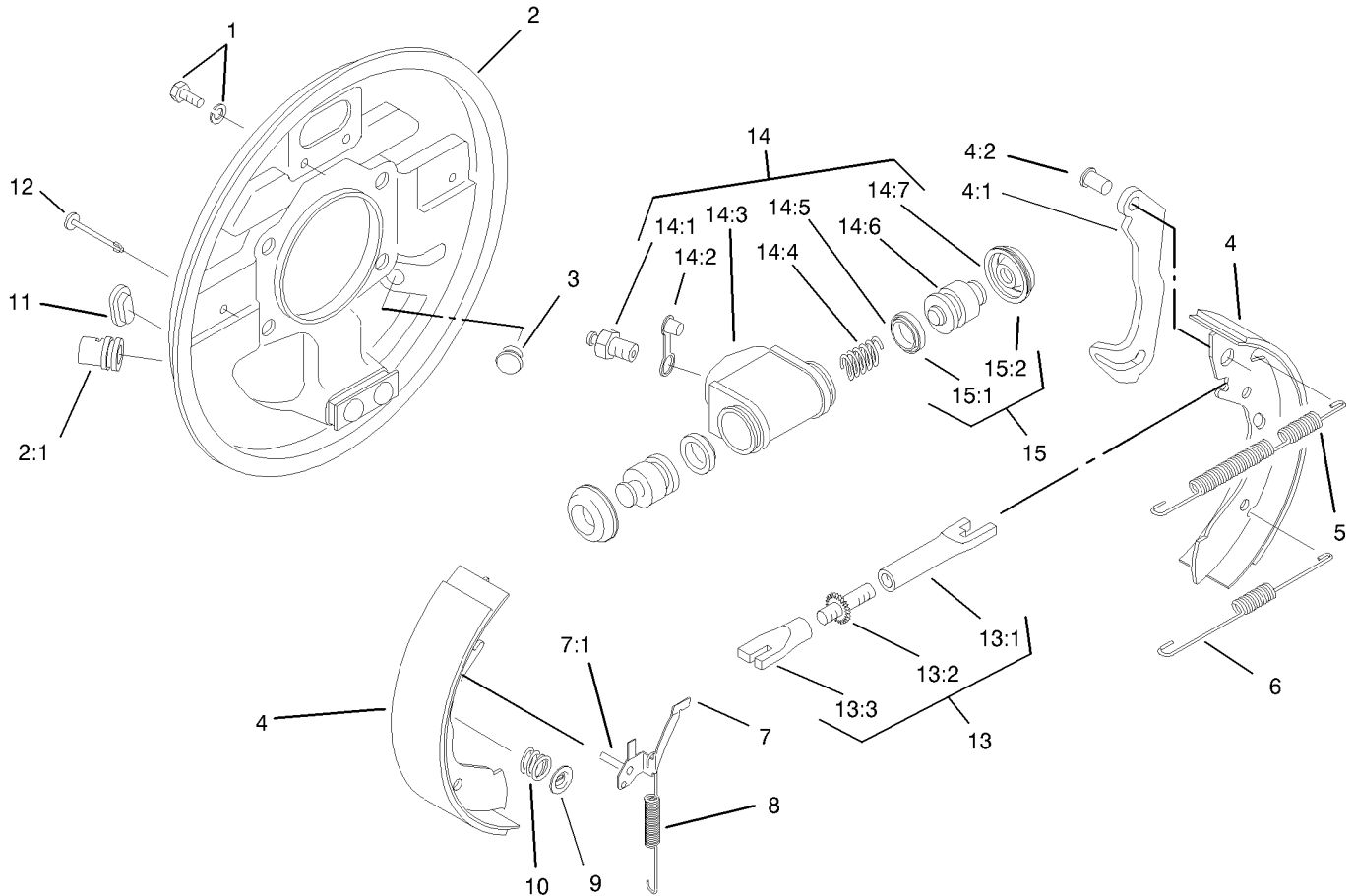
Ref	Part No.	Qty.	Description
24	80-6990	2	Washer-Hardened
25	32128-49	2	Nut-HHF
26	32128-21	1	Nut-HF
27	100-8220-03	2	Strap-Transaxle Mount
28	3253-7	2	Washer-Lock
29	33106-030	2	Screw-HHF
30	3234-33	2	Screw-HHF
31	3234-32	4	Screw-HHF
33	87-8250	1	Plate-Arm, Shift
34	323-10	1	Screw-HH
35	3256-4	1	Washer-Flat
36	87-6910	1	Spring-Compression
37	87-7970	1	Arm-Shift
39	322-7	4	Screw-HH
40	3296-29	4	Nut-Lock, NI
41	100-8293	1	Drive Shaft-Input
42	104-9078	1	Transaxle
43	3245-32	1	Screw-HS
44	92-3735	1	Oil Seal-Sensor
45	85-4350	1	Sensor-Geartooth



## Rear Wheel Assembly

Ref	Part No.	Qty.	Description
1	105-1764	2	Nut-Flange, Side Lock
2	321077	10	Nut-Wheel
3	87-5370	2	Rear Tire And Wheel ASM
3:1	87-6740	1	Tire-Rear
3:2	87-6750	1	Wheel
3:3	232-27	1	Stem-Valve
4	93-7128	2	Drum-Brake
5	105-1717-03	2	Axle-Stub
6	3253-6	10	Washer-Lock
7	87-2080	10	Bolt-Hex, TAP
8	93-7126	1	LH Rear Brake ASM
9	93-7125	1	RH Rear Brake ASM
10	87-2240-03	2	Housing-Axle
11	92-4190	2	Yoke
12	104-9216	2	Washer-Hardened
13	105-1763	2	Screw-Hfh
14	98-2918	2	Driveshaft ASM
15	98-2939	4	Screw-Cap
16	80-6990	4	Washer-Hardened
17	32128-36	4	Nut-HF
18	87-3590	2	Seal-Bearing
19	87-1970	2	Bearing
20	87-4060	2	Spacer-Bearing, Wheel
21	92-4189	2	Strap Kit

Ref	Part No.	Qty.	Description
22	87-3310	2	Clip-Cable, Brake
23	3253-21	8	Washer-Lock
24	323-6	8	Screw-HH
25	3234-22	6	Screw-HHF



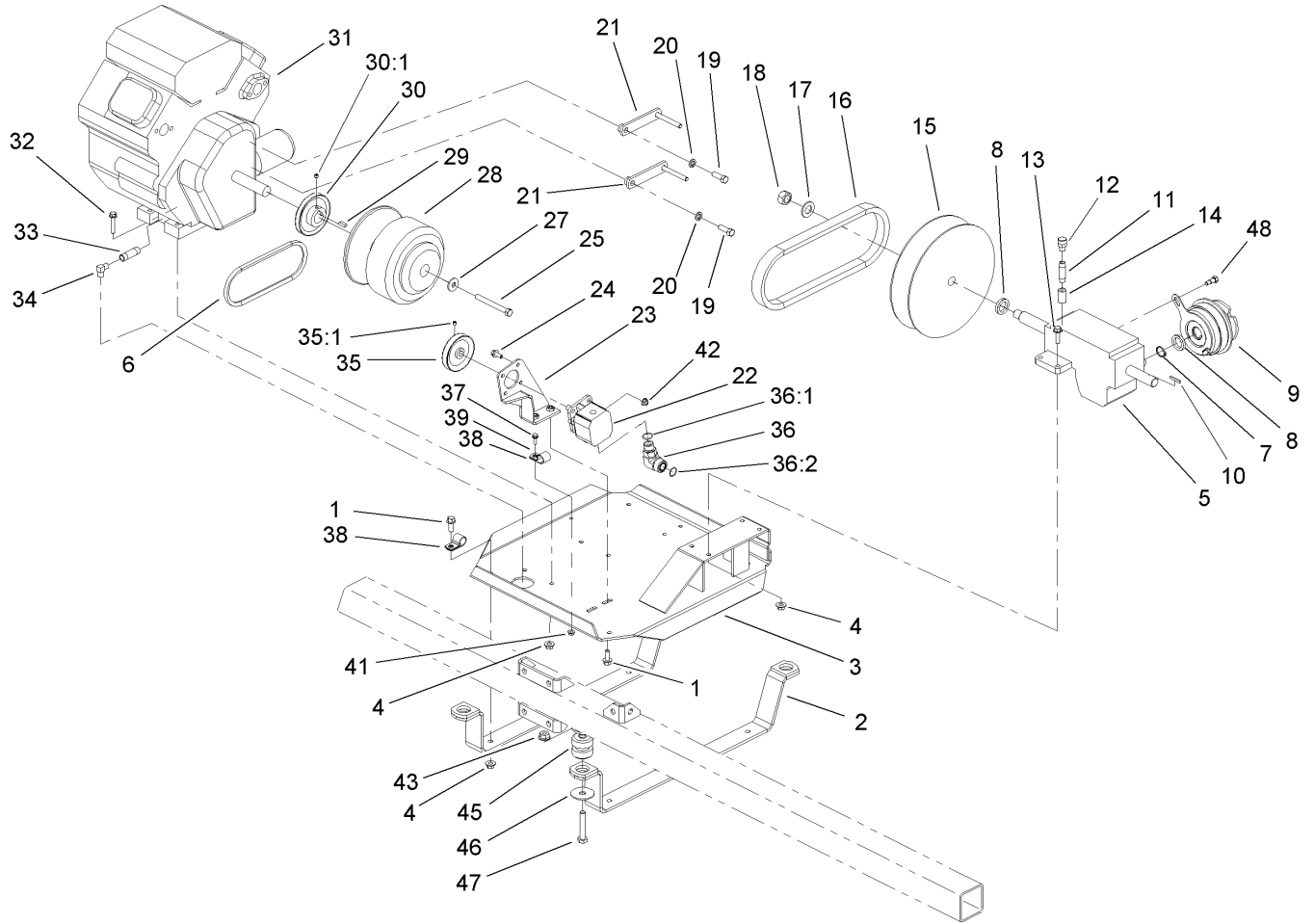
## Rear Brake Assembly No. 93-7125 (Right) and 93-7126 (Left)

Ref	Part No.	Qty.	Description
1	92-4135	2	Bolt-Set
2	92-4136	1	LH Backplate ASM
2	92-4100	1	RH Backplate ASM
2:1		1	Guide-Pipe
3	92-4146	1	Plunger ASM
4	92-4143	1	Lined Shoe Kit
4:1		1	Lever-Operating
4:2		1	Pin
5	92-4147	1	Spring-Shoe Ret, Upper LH
5	92-4148	1	Spring-Shoe Return, Upper RH
6	92-4149	1	Spring-Shoe Return, Lower
7	92-4124	1	RH Pawl Lever ASM
7	92-4123	1	LH Pawl Lever ASM
7:1		1	Pin-Pawl
8	92-4150	1	Spring-Adjuster, LH
8	92-4151	1	Spring-Adjuster, RH
9	92-4131	2	Washer-Hold Down, Shoe
10	92-4152	2	Spring-Hold Down, Shoe
11	92-4134	1	Plug-Inspection
12	92-4133	2	Pin-Hold Down, Shoe
13	92-4144	1	LH Adjuster ASM
13	92-4145	1	RH Adjuster ASM
13:1		1	Pushrod-Female
13:2		1	Bolt-Adjuster

Ref	Part No.	Qty.	Description
13:3		1	Sleeve-Adjuster
14	92-4141	1	RH Wheel Cylinder ASM In.
14	92-4140	1	LH Wheel Cylinder ASM In.
14:1	92-4137	1	Screw-Bleed
14:2	92-4114	1	Cap-Screw, Bleed
14:3		1	Body
14:4		1	Spring
14:5		2	Seal-L Type
14:6		2	Piston
14:7		2	Cover-Dust
15	92-4142	1	Seal Kit
15:1		2	Seal-L Type
15:2		2	Cover-Dust





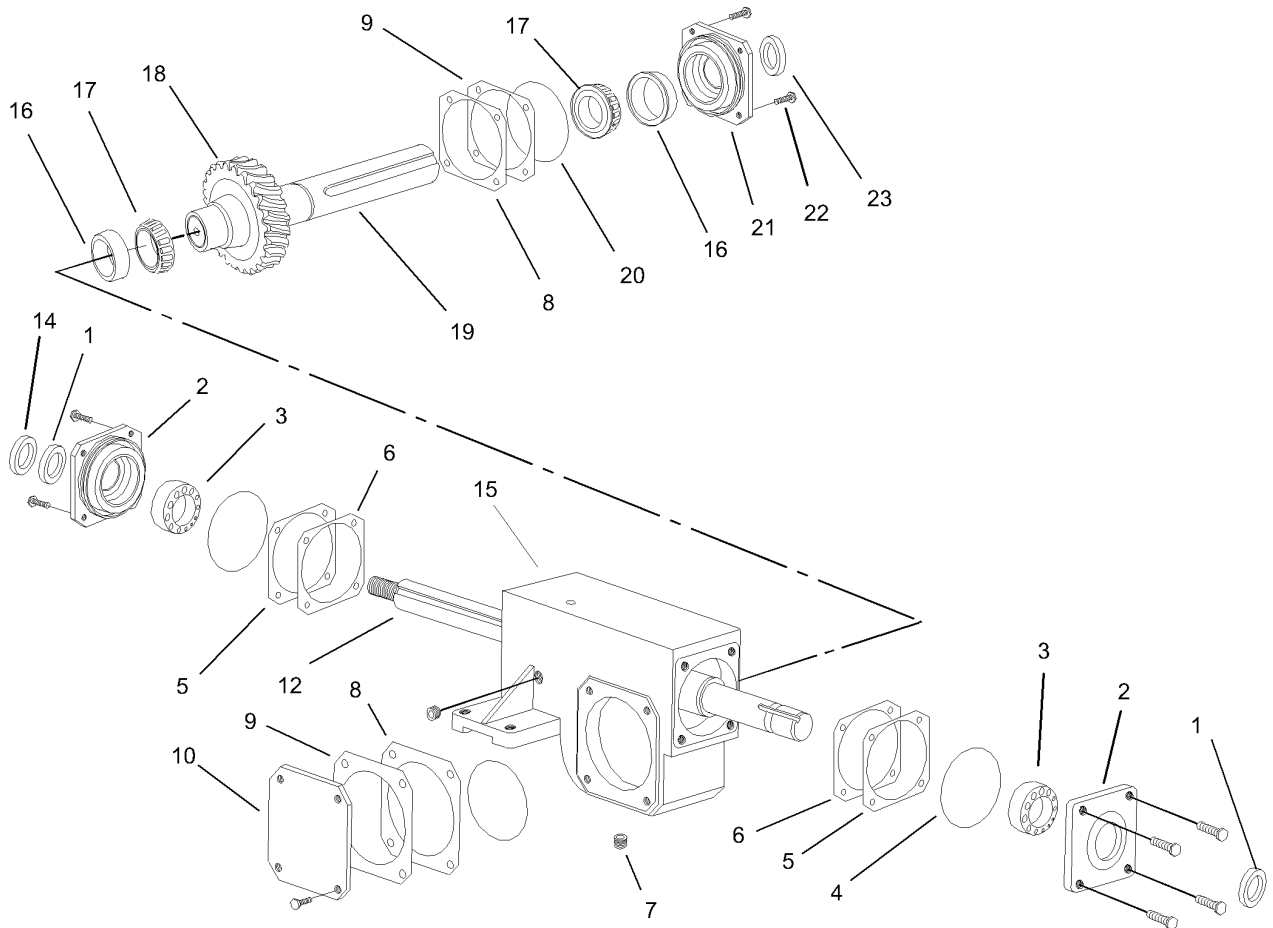


## Engine Installation Assembly

Ref	Part No.	Qty.	Description
1	3234-11	6	Screw-HHF
2	100-8377-03	2	Strap-Support, Engine
3	100-8357-03	1	Plate-Mounting, Engine
4	32128-43	12	Nut-Flange
5	99-0663	1	Gearbox-Pump Drive
6	100-8372	1	Belt-Steering
7	32151-36	1	Ring-Retaining
8	100-8390	2	Spacer
9	100-8290	1	Clutch-Electric, Pump Drive
10	92-0049	1	Key-Square
11	106-4869	1	Pipe-Coupling
12	100-6931	1	Breather
13	3234-24	4	Screw-HHF
14	104-8766	1	Nipple
15	100-8289	1	Drive Pulley ASM
16	99-0735	1	Belt-Cvt
17	3256-28	1	Washer-Flat
18	100-8486	1	Nut-Locking, LH
19	324-5	2	Screw-HH
20	3253-6	2	Washer-Lock
21	100-8373	2	Belt Guide ASM
22	100-8302	1	Pump-Steering
23	100-8368-03	1	Bracket-Pump, Steering
24	322-4	4	Screw-HH

Ref	Part No.	Qty.	Description
25	3212-16	1	Screw-HH
27	710128	1	Washer
28	100-8288	1	Clutch-Driver
29	100-8260	1	Key-Shaft
30	92-0488	1	Pulley-Pump, Power Steering
30:1	3246-2	1	Screw-Set, HSH
31	99-0819	1	Engine-Kohler, Ch20s Ps-64647
32	3234-19	4	Screw-HHF
33	92-3647	1	Nipple
34	95023	1	Elbow-90 DEG
35	100-8371	1	Pulley-Pump, Power Steering
35:1	3246-2	2	Screw-Set, HSH
36	340-16	1	Fitting-Hyd, 90
36:1	237-80	1	O-Ring
36:2	237-58	1	O-Ring
37	3234-4	1	Screw-HHF
38	2412-81	3	Clamp-R
39	3256-22	1	Washer-Flat
41	32128-33	1	Nut-HF
42	32128-20	4	Nut-HF
43	32128-49	4	Nut-HHF
45	87-4970	4	Engine Mount ASM
46	41985	4	Special-Washer
47	325-11	4	Screw-HH

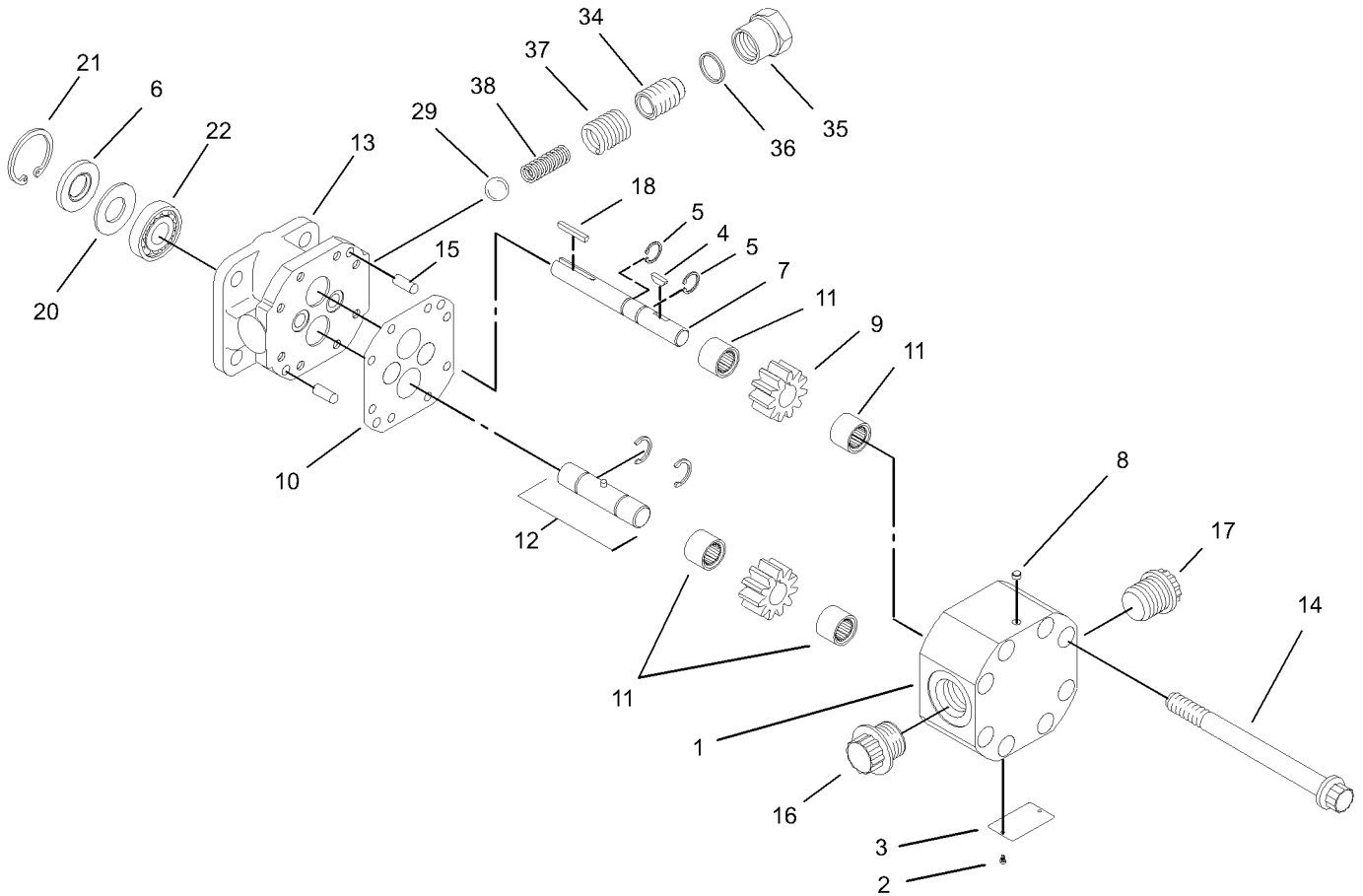




### Gearbox Assembly No. 99-0663

Ref	Part No.	Qty.	Description
1	100-6929	2	Seal
2	100-6930	2	Cap-Open
3	251-348	2	Bearing-Ball
4	100-6932	2	O-Ring
5	100-6933	1	Shim-Red, .002
6	100-6934	1	Shim-Blue, .005
7	281-10	2	Plug
8	100-6936	1	Shim-Blue, .005
9	100-6937	1	Shim-Red, .002
10	100-6938	1	Cap-Closed
12	100-6940	1	Shaft-Worm
14	100-8390	1	Spacer
15		1	Housing-Gearbox
16	254-72	2	Bearing-Cup, Tapered
17	254-94	2	Bearing-Cone, Tapered
18	100-6944	1	Gear-Worm, S/1
19	100-6946	1	Shaft-Output
20	237-161	2	O-Ring
21	100-6948	1	Cap-Open
22	321-3	16	Screw-HH
23	104-8764	1	Seal-Viton

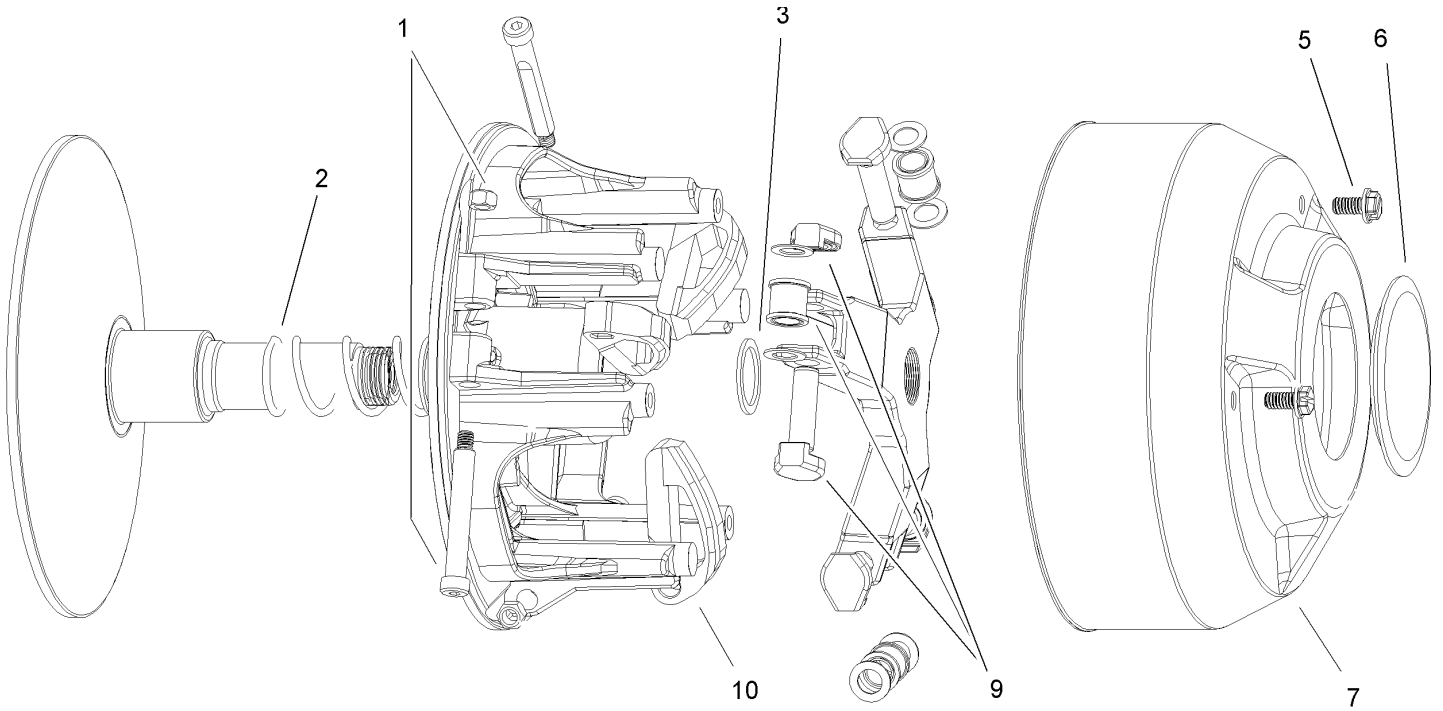


## Steering Pump Assembly No. 100-8302

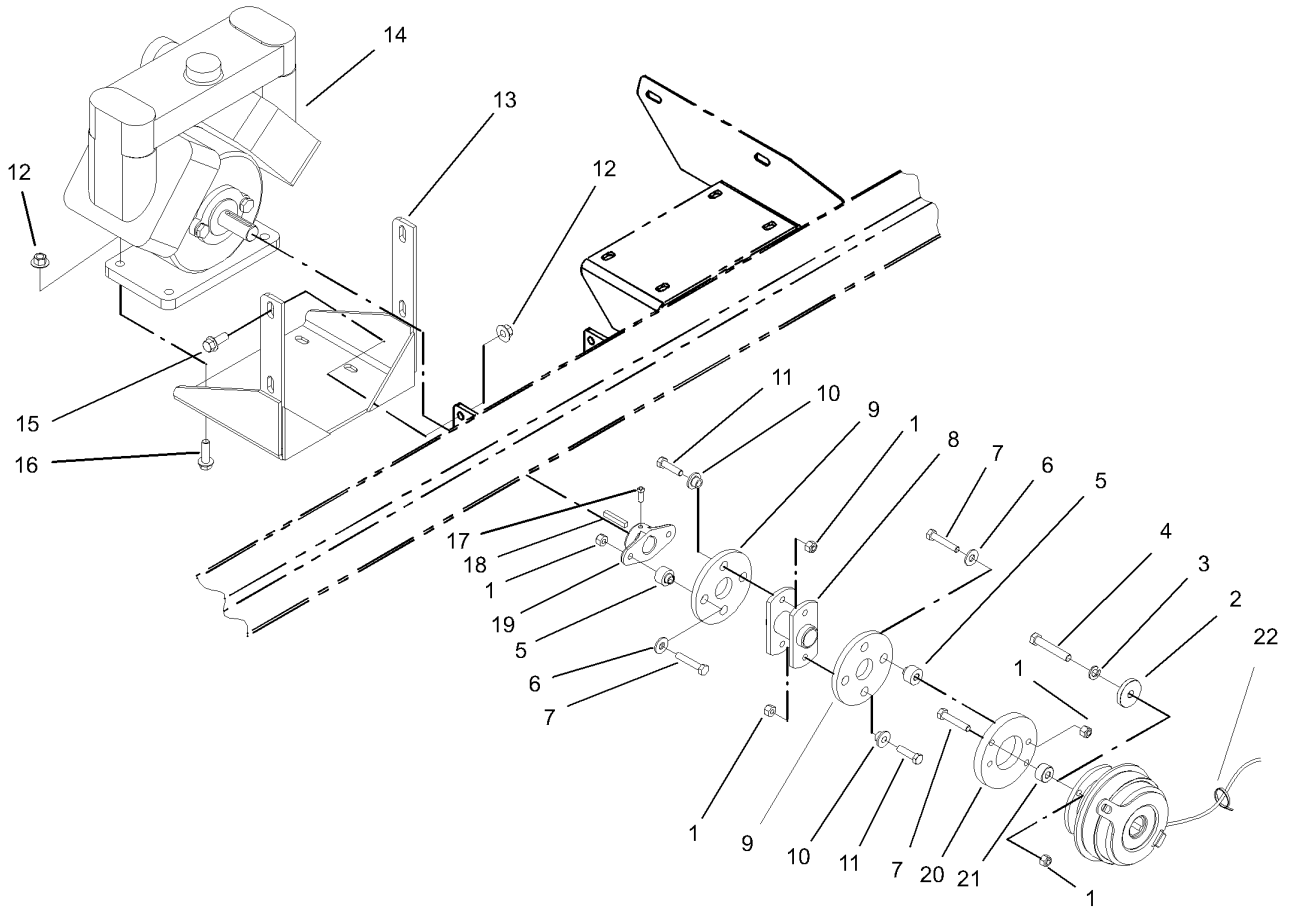
Ref	Part No.	Qty.	Description
1		1	Housing
2		2	Screw
3		1	Plate-Name
4	100-8270	1	Key
5	106-6851	2	Ring-Retaining
6	100-8275	1	Seal
7	106-6852	1	Shaft-Drive
8	100-8269	1	Plug-Beta
9	106-6853	1	Gear
10	106-6854	1	Gasket Kit
11	106-6855	4	Bearing-Needle
12	106-6856	1	Shaft-Idler
13		1	Stator
14	100-8268	8	Screw
15	100-8265	2	Pin-Shear
16		1	Plug
17		1	Plug
18	92-3876	1	Key-Shaft
20	92-2186	1	Spacer
21	106-6857	1	Ring-Retaining
22	92-2191	1	Bearing-Ball
29	100-8273	1	Ball-Steel
34	100-8272	1	Screw
35	92-2184	1	Cap-Hex, Relief Valve

Ref	Part No.	Qty.	Description
36	92-2180	1	Gasket-Copper
37	92-3870	1	Spring
38	92-3871	1	Spring



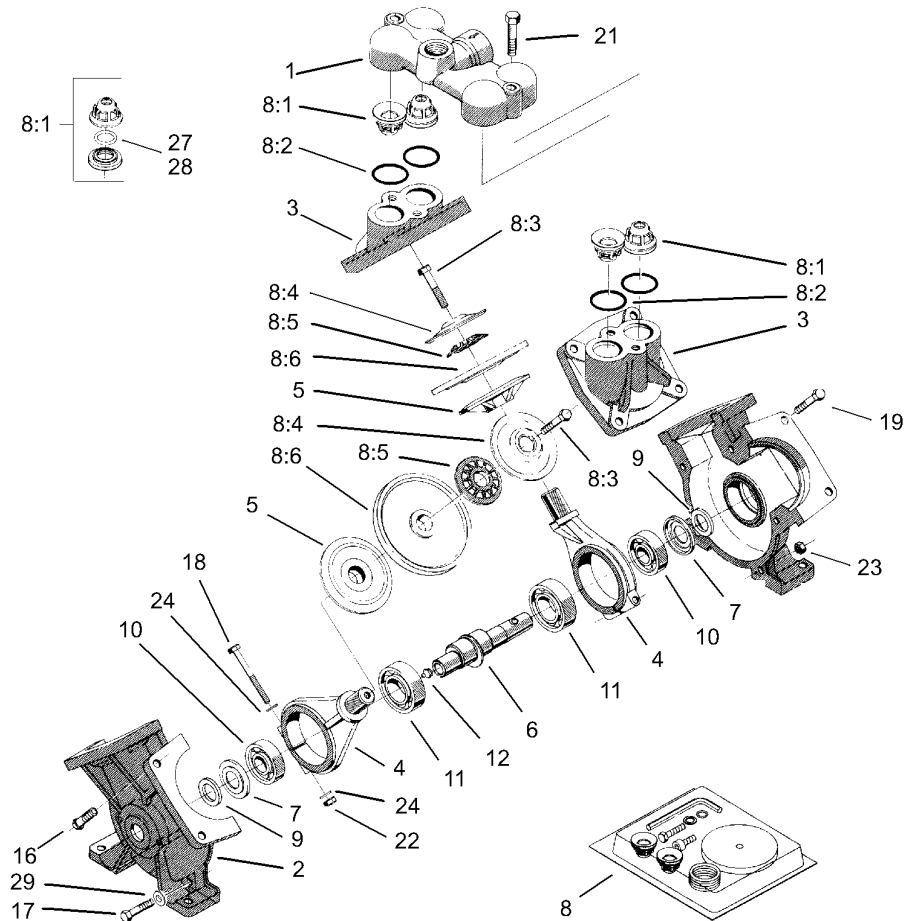
### Driver Clutch Assembly No. 100-8288

Ref	Part No.	Qty.	Description
1	104-4256	1	Pivot Bolt And Nut Kit
2	100-6921	1	Spring-White
3	104-1687	1	Spacer
5	3234-26	3	Screw
6	104-1690	1	Cap
7	104-1691	1	Cover
9	104-1697	1	Spider Roller Kit
10	100-6922	1	Arm-Cam

## Pump Installation Assembly

Ref	Part No.	Qty.	Description
1	3296-29	10	Nut-Lock, NI
2	100-8391	1	Retainer-Electric Clutch
3	3253-5	1	Washer-Lock
4	3211-10	1	Screw-HH
5	27-6590	4	Spacer-Coupling, Rubber
6	3256-3	4	Washer-Flat
7	322-9	6	Screw-HH
8	80-6950-03	1	Coupler-Drive
9	100-8471	2	Coupling-Rubber
10	104-8774	4	Spacer-Coupling
11	322-6	4	Screw-HH
12	32128-43	8	Nut-Flange
13	100-8477-03	1	Pump Mounting Bracket ASM
14	106-5121	1	Pump
15	3234-11	4	Screw-HHF
16	3234-24	4	Screw-HHF
17	3241-5	2	Screw-Set
18	67-7490	1	Key-Square
19	93-2589	1	Hub-Pump
20	100-8435	1	Adapter-Clutch
21	104-8763	2	Spacer
22	3290-379	4	Tie-Cable

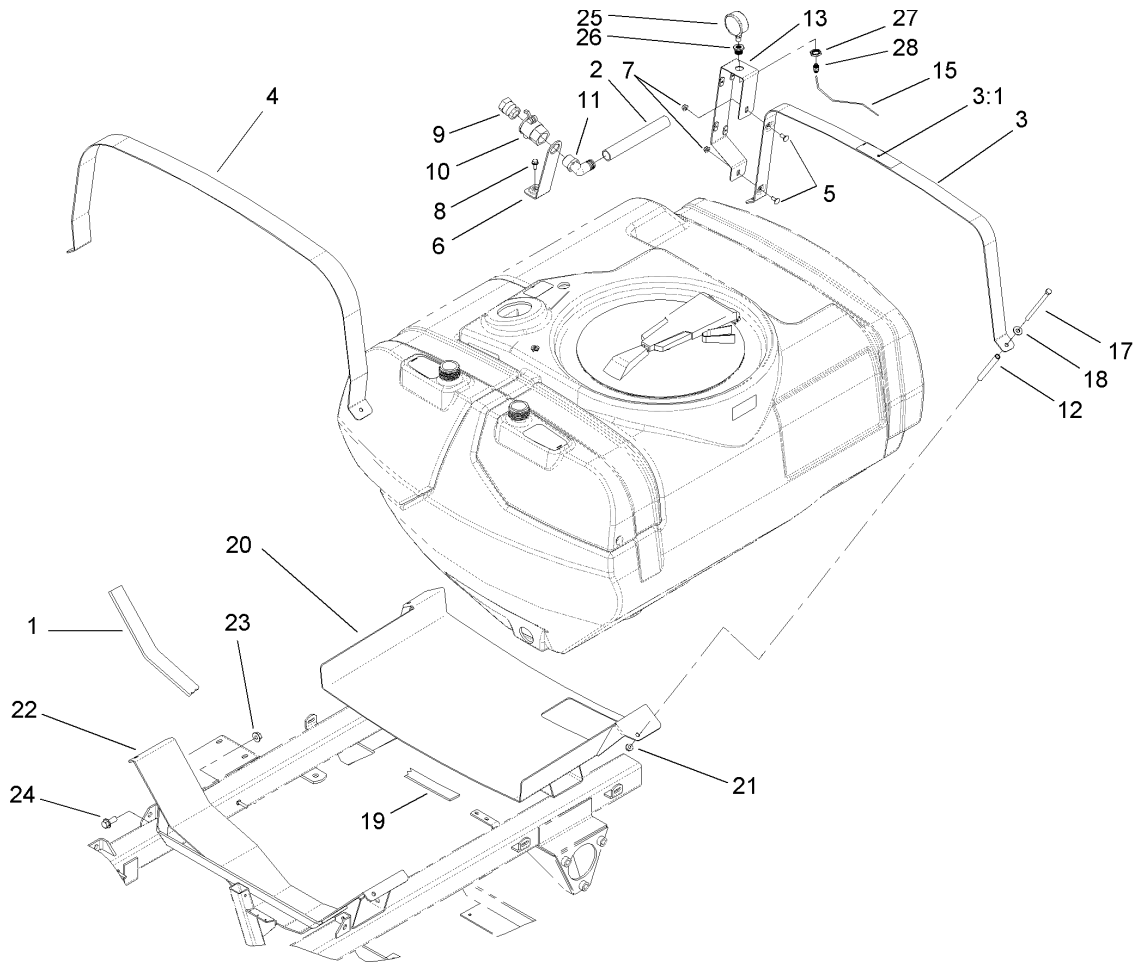
### Pump Assembly No. 106-5121

Ref	Part No.	Qty.	Description
1	106-5139	1	Cover-Valve
2	106-5140	2	Housing-Pump
3	106-5141	2	Cover-Diaphragm
4	106-5142	2	Rod-Connecting
5	100-8314	2	Disc-Back, Diaphragm
6	104-9052	1	Crankshaft-Keyed
7	100-8325	2	Plate-Dust
8	106-5150	1	Repair Kit
8:1	100-8307	4	Valve
8:2	100-6652	4	Gasket
8:3	106-5147	2	Bolt
8:4	100-8311	2	Washer
8:5	100-8312	2	Washer-Nylon
8:6	100-8313	2	Diaphragm
9	99-0868	2	Felt-Seal
10	100-8327	2	Bearing-Ball
11	100-8329	2	Bearing-Ball
12	99-0873	1	Fitting-Grease
16	106-5143	3	Bolt
17	106-5144	2	Bolt
18	106-5145	2	Bolt
19	106-5146	8	Bolt
21	106-5148	2	Bolt
22	100-8326	2	Nut-Hex

Ref	Part No.	Qty.	Description
23	106-5149	5	Nut
24	100-8316	4	Washer-Lock
27	100-8336	4	O-Ring
28	106-5138	4	O-Ring
29	106-5137	2	Washer



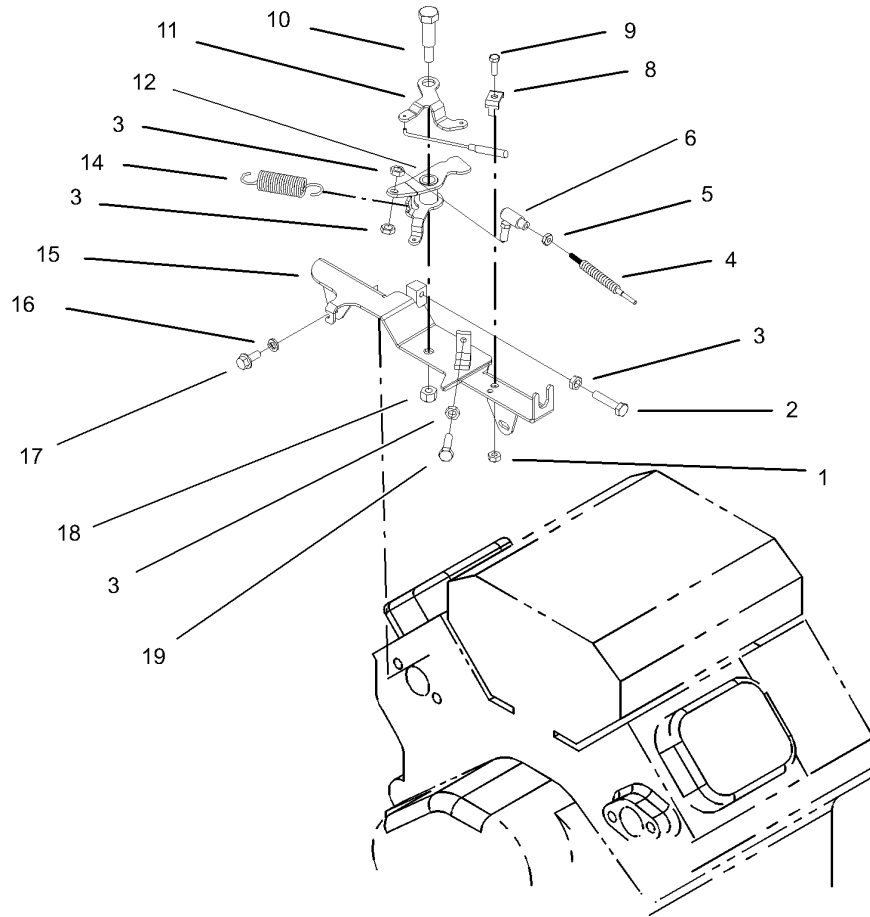




## Tank and Saddle Assembly

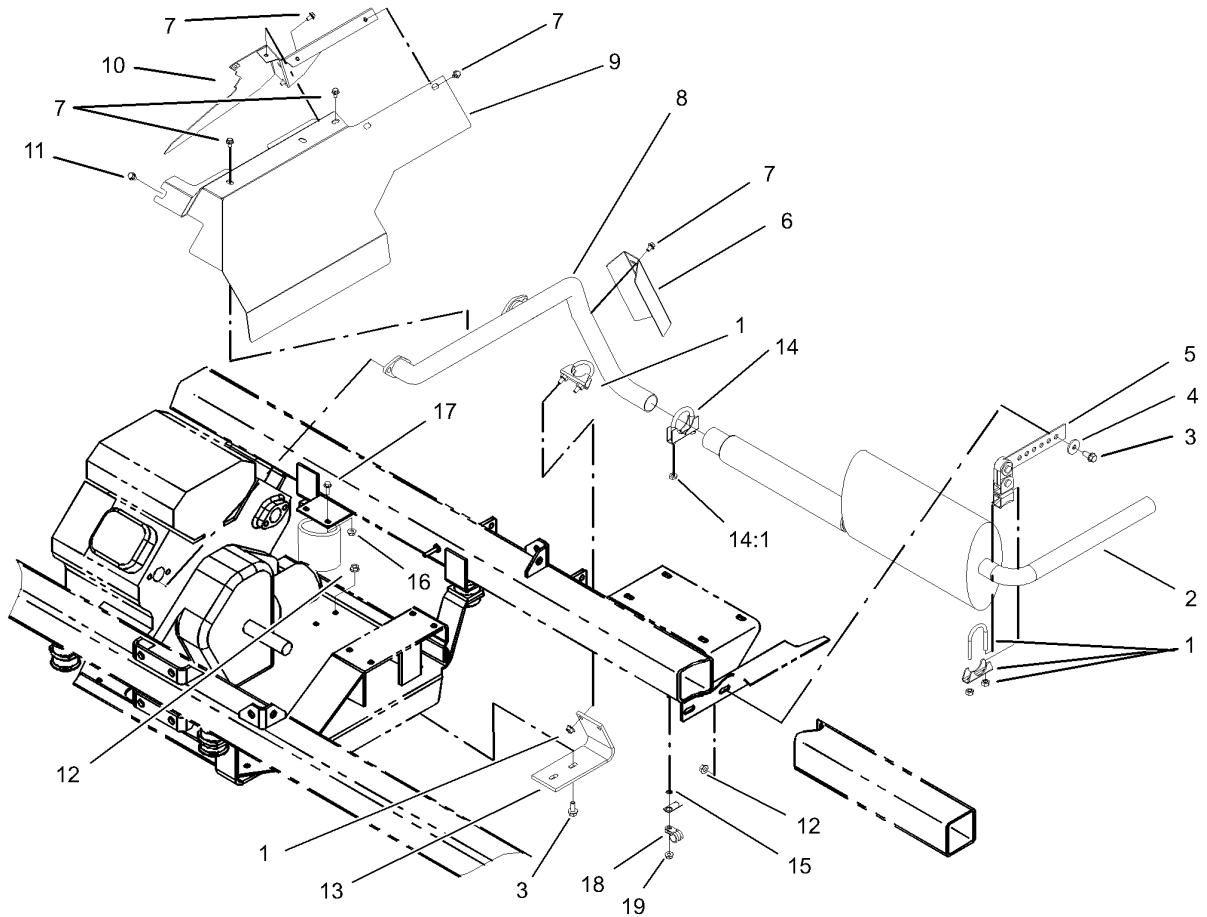
Ref	Part No.	Qty.	Description
1	100-8573	2	Foam-Saddle, Front
2	104-9075	1	Hose-Siphon, Anti
3	106-5048	1	Tank Band ASM
3:1	106-5016	1	Decal-Caution, Electric Shock
4	106-5063-03	1	Tank-Band, Front
5	3230-1	2	Bolt-CARR
6	100-6778-03	1	Bracket-Anti-Siphon
7	32128-20	2	Nut-HF
8	3234-5	1	Screw
9	41316	1	Adapter-Quick
10	100-6779	1	Coupling-Female
11	41140	1	Elbow
12	99-7375	1	Hose-Protector
13	106-5176-03	1	Tee-Bracket, Mounting
15	104-8782	1	Tube-Pressure Gauge
17	100-8528	4	Screw-HH
18	3256-4	4	Washer-Flat
19	100-8574	3	Foam-Saddle, Right Rear
20	100-8569-03	1	Rear-Saddle
21	104-8301	4	Nut-Flange, NI
22	100-8565-03	1	Front-Saddle
23	32128-49	4	Nut-HHF
24	3234-32	4	Screw-HHF
25	100-8576	1	Gauge-Pressure

Ref	Part No.	Qty.	Description
26	100-8665	1	Reducer-Gauge, Pressure
27	100-8666	1	Nut-Reducer
28	100-8667	1	Coupler-Reducer



### Throttle Linkage Assembly

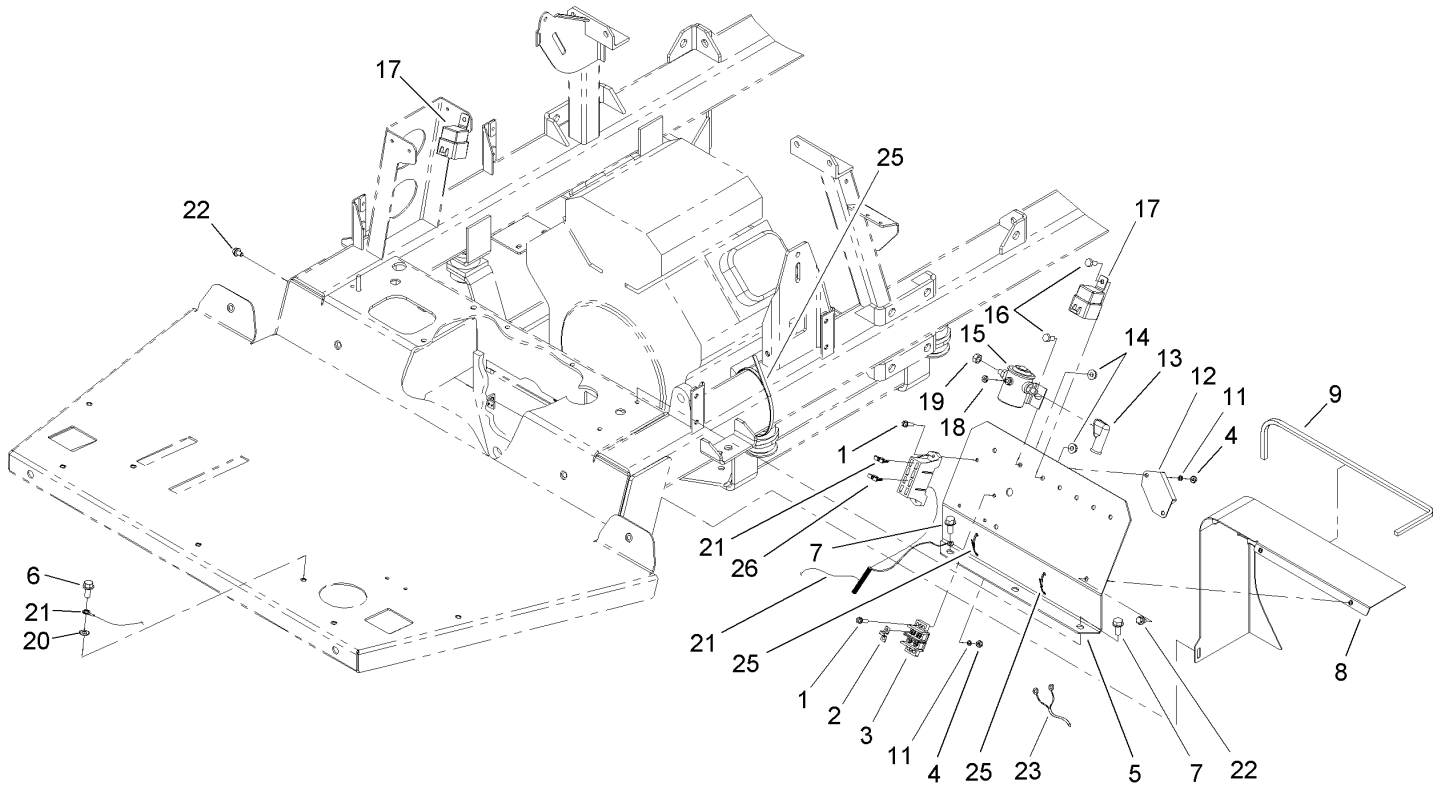
Ref	Part No.	Qty.	Description
1	3296-2	1	Nut-Lock
2	329-7	1	Screw-HH
3	3220-1	4	Nut-Jam
4	100-8383	1	Cable-Accelerator
5	3219-14	1	Nut-Hex
6	100-8559	1	Ball Joint ASM
8	92-0477	1	Clamp-Cable
9	3290-134	1	Screw
10	7-0030	1	Bolt-Shoulder
11	87-7790	1	Lever-Choke
12	100-8558	1	Lever-Throttle
14	67-1450	1	Spring-Idler, Deck
15	100-8557	1	Lever-Throttle
16	48-8020	4	Washer-Spring
17	33103-016	4	Screw-HHF
18	3296-29	1	Nut-Lock, NI
19	329-6	1	Screw-HH



## Exhaust Assembly

Ref	Part No.	Qty.	Description
1	2112-11	2	Clamp-Muffler
2	100-8292	1	Muffler Tailpipe ASM
3	3234-5	4	Screw
4	356303	2	Washer
5	100-8526	1	Hanger-Muffler
6	100-8409-03	1	Shield-Exhaust Lower
7	3234-26	10	Screw
8	100-8291	1	Header-Pipe ASM
9	100-7028-03	1	Shield-Upper Heat
10	100-7029-03	1	Shield Mid Heat ASM
11	33103-012	1	Screw-HHF
12	32128-20	4	Nut-HF
13	100-8527	1	Support Header
14	2112-9	1	Clamp
14:1	32128-20	2	Nut-HF
15	3255-7	1	Washer-Lock/ext
16	32128-33	2	Nut-HF
17	3234-4	2	Screw-HHF
18	2412-134	1	R-Clamp
19	32128-33	1	Nut-HF

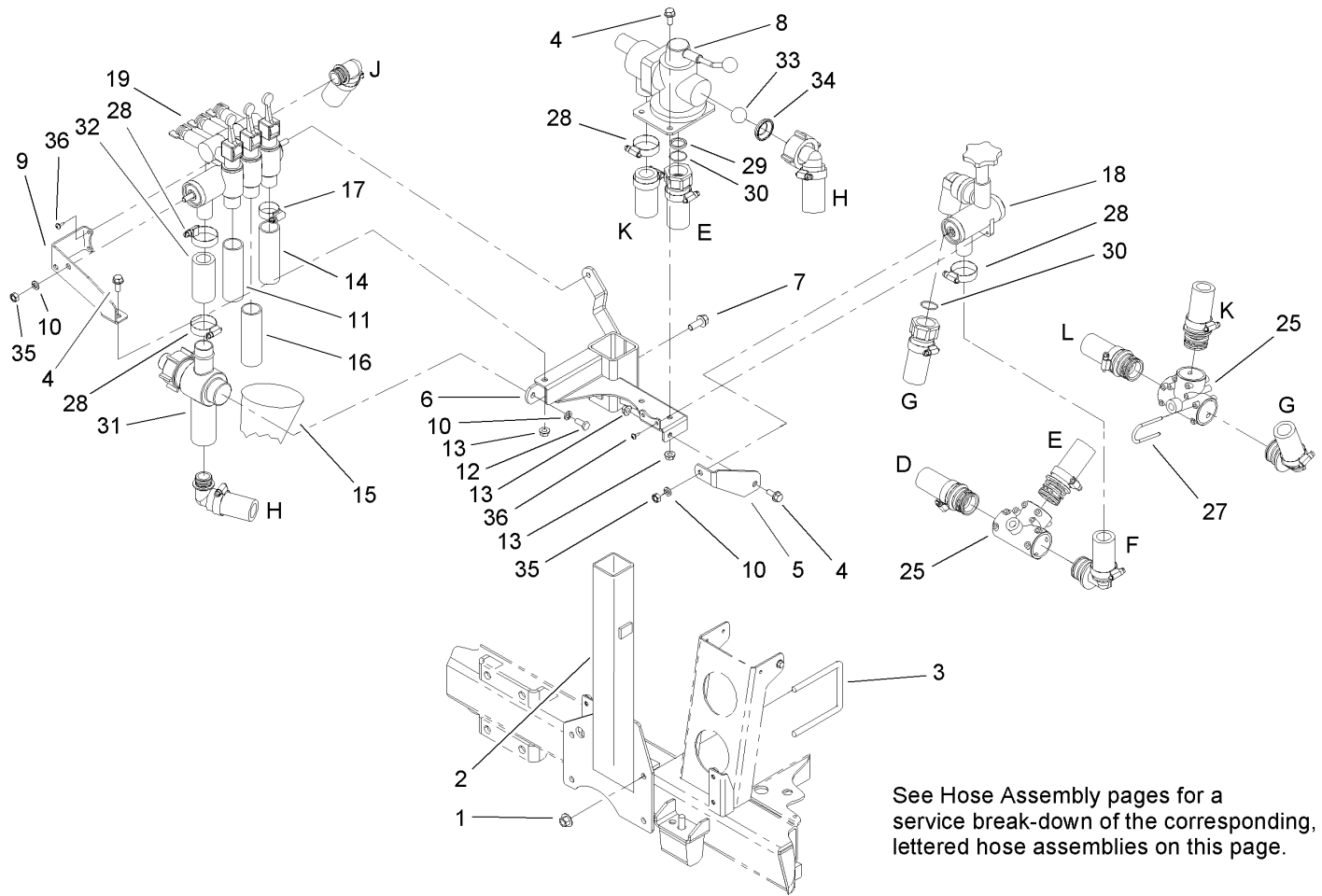
--	--	--	--



## Electrical Panel Assembly

Ref	Part No.	Qty.	Description
1	32105-13	4	Screw-SHH
2	42863	1	Strip-Jumper
3	42862	1	Block-Terminal, Ground
4	3217-26	4	Nut-Hex
5	100-8441-03	1	Panel-Electrical
6	3234-5	1	Screw
7	32144-70	3	Screw-HH
8	100-7025-03	1	Shield Front Heat ASM
9	100-7027	1	Trim
11	3253-17	4	Washer-Lock/sp
12	99-3703	1	Module-Cruise
13	92-0034	3	Boot-Terminal
14	32128-33	4	Nut-HF
15	94-7079	1	Solenoid-Accessory
16	321-3	4	Screw-HH
17	70-1480	3	Relay
18	3219-14	1	Nut-Hex
19	3219-2	2	Nut-Hex
20	3255-8	2	Washer-Lock
21	106-5114	1	Harness-Wire, Main Vehicle
22	3234-26	3	Screw
23	107-8601	1	Harness-Spray System
①23:1	100-4918	2	Diode
25	3290-379	6	Tie-Cable

Ref	Part No.	Qty.	Description
26	109103	1	Fuse-30 Amp

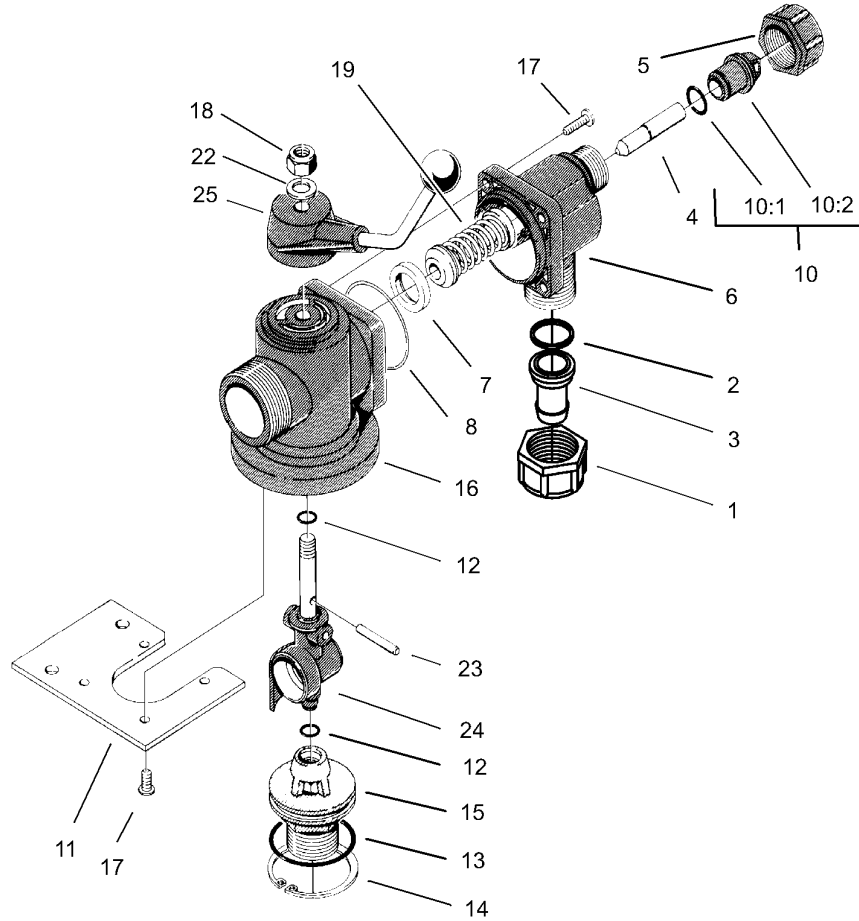


See Hose Assembly pages for a service break-down of the corresponding, lettered hose assemblies on this page.

## Manual Control Assembly

Ref	Part No.	Qty.	Description
1	32128-43	4	Nut-Flange
2	104-8828-03	1	Valve-Post
3	100-7067	2	U-Bolt
4	3234-5	4	Screw
5	104-8838-03	1	Bracket-Valve, Rate
6	104-8833-03	1	Mount-Valve
7	3234-11	1	Screw-HHF
8	106-4881	1	Main On/off Valve ASM
9	104-8839-03	1	Bracket-Valve, Section
10	3253-4	4	Washer-Lock
11	107-8643	1	Hose-Boom Extension, RH
12	33114-020	1	Screw-HH
13	32128-20	4	Nut-HF
14	104-8853	1	Hose-Boom Extension, LH
15	104-8899	2	Cover-Hose
16	31188	1	Hose-Boom Center
17	2412-129	3	Clamp-Hose
18	106-4883	1	Pressure Control Valve ASM
19	106-4882	1	Boom Valve ASM
25	104-9041	2	Tee
27	100-6708	6	Fork
28	99-0782	4	Clamp-Hose
29	106-4897	1	O-Ring-Support
30	100-6655	2	Gasket

Ref	Part No.	Qty.	Description
31	106-4884	1	Flow Meter ASM
32	104-8905	1	Hose-Pressure
33	100-7000	1	Ball-Plastic
34	100-6999	1	Bushing
35	100-6894	4	Nut
36	100-6916	4	Screw-Plastic



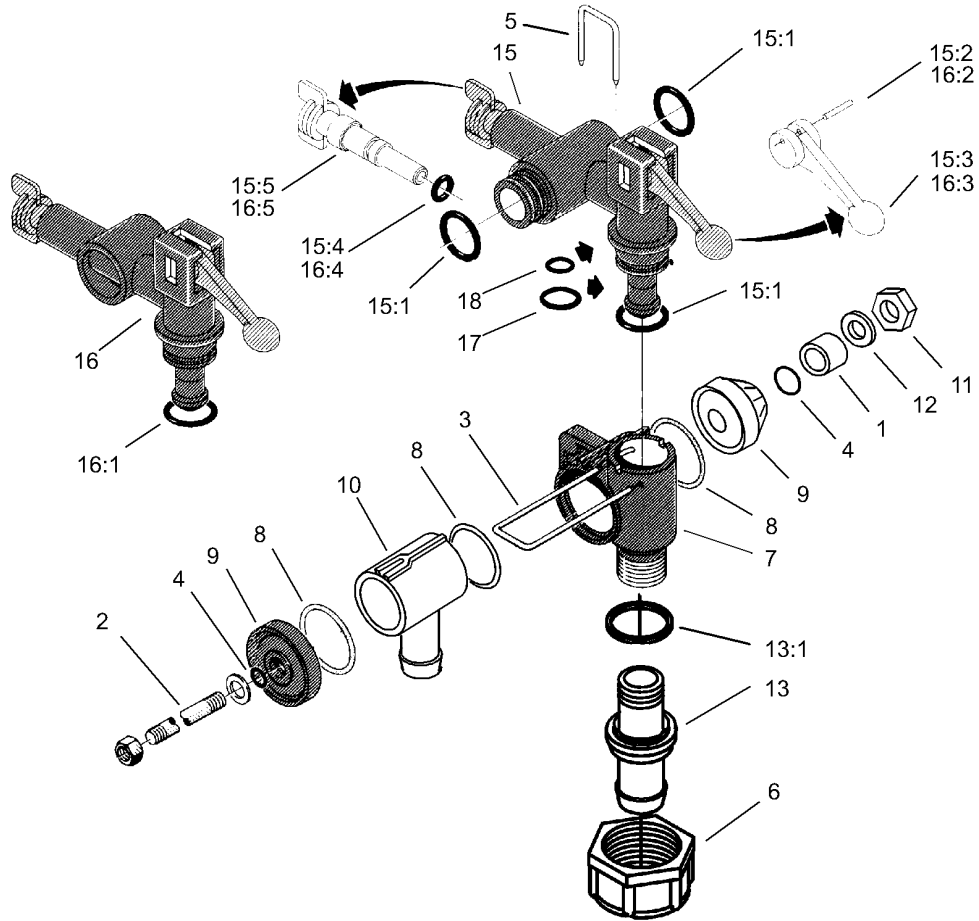
### Main On/Off Valve Assembly No. 106-4881

Ref	Part No.	Qty.	Description
1	99-0769	1	Nut
2	100-6655	1	Gasket
3	99-0781	1	Hosebarb
4	100-6942	1	Pin
5	99-0850	1	Nut
6	100-6943	1	Housing-Valve, Pressure
7	100-6945	1	Seat
8	100-6947	1	O-Ring
10	99-0844	1	Plug-Tube, Nozzle
10:1	100-6645	1	O-Ring
10:2	100-6941	1	Fitting
11	100-6997	1	Fitting
12	100-6641	2	O-Ring
13	100-6993	1	O-Ring
14	100-6994	1	Ring-Snap, Inner
15	100-6951	1	Adapter-Valve, On/off
16	100-6949	1	Housing-Valve, On/off (Manual)
17	100-6916	8	Screw-Plastic
18	48-9520	1	Nut
19	100-7003	1	Relief Valve ASM
22	99-0863	1	Washer
23	100-8656	1	Pin-Expansion
24	100-6950	1	Stem-Valve, On/off (Manual)
25	100-7001	1	Handle

--	--	--	--



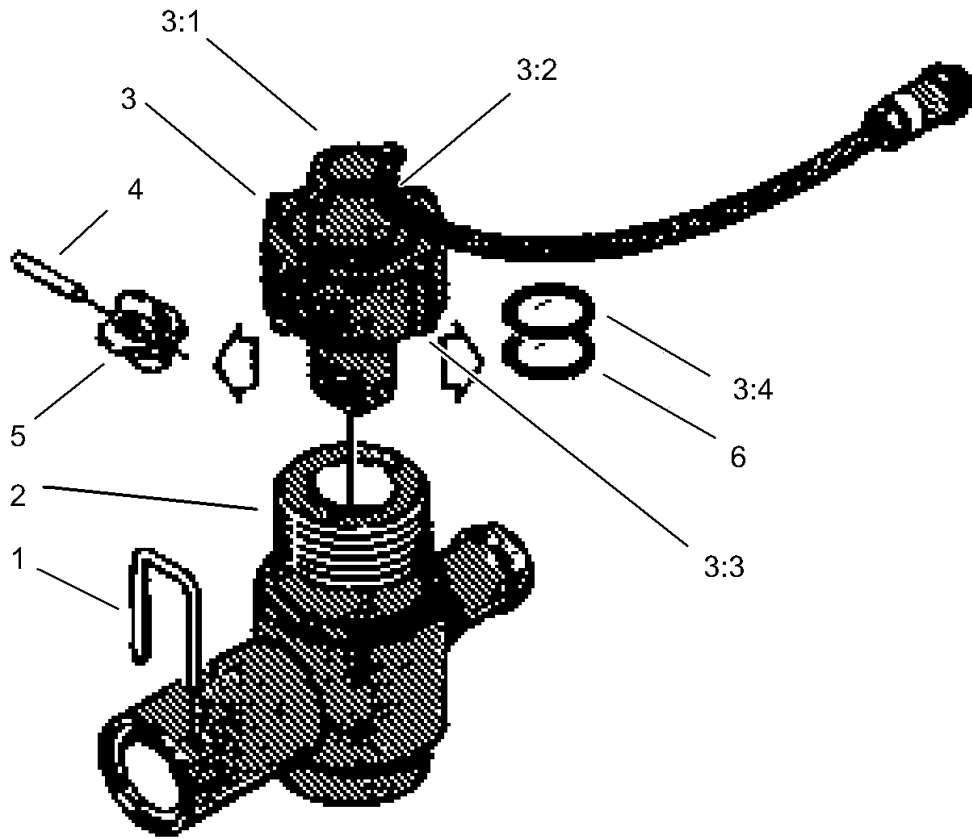




### Boom Valve Assembly No. 106-4882

Ref	Part No.	Qty.	Description
1	100-6897	1	Bushing
2	104-8916	1	Rod-Valve, Individual Boom
3	100-6758	1	Fork
4	100-6887	2	O-Ring
5	100-6885	3	Fork-Valve, Boom
6	99-0850	3	Nut
7	100-6759	3	Housing-Section Valve
8	100-6892	5	O-Ring
9	100-6913	2	Cover
10	100-6908	1	T-Piece
11	100-6894	2	Nut
12	100-6634	2	Washer
13	106-5112	3	Hosebarb ASM
13:1	100-6645	1	O-Ring
15	100-6767	2	Valve-Boom Section, Manual
15:1	100-6882	1	O-Ring
15:2	100-6766	1	Pin
15:3	100-6835	1	Handle
15:4	100-6641	1	O-Ring
15:5	100-6769	1	Screw-Adjust
16	100-6765	1	Valve-Boom Section, Manual
16:1	100-6882	1	O-Ring
16:2	100-6766	1	Pin
16:3	100-6835	1	Handle

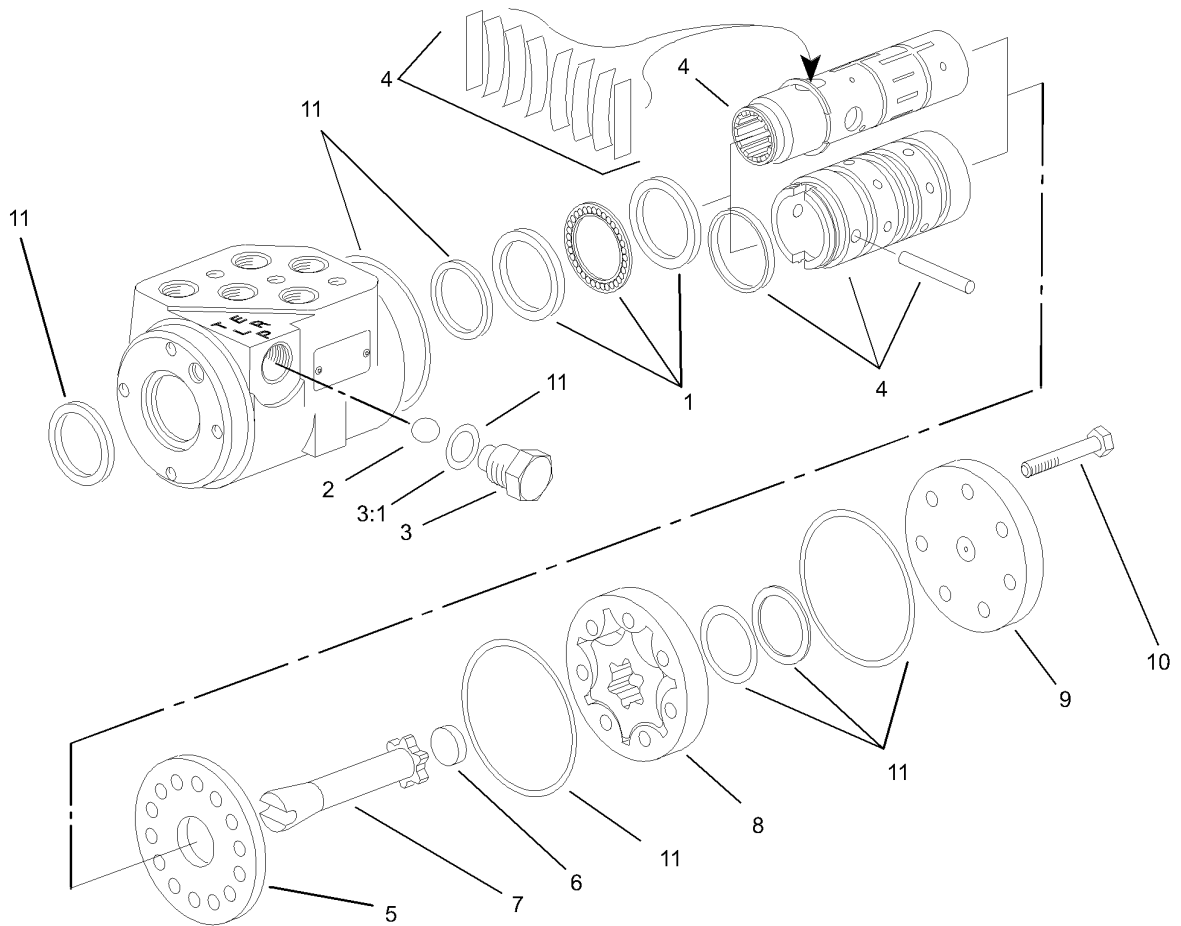
Ref	Part No.	Qty.	Description
16:4	100-6641	1	O-Ring
16:5	100-6769	1	Screw-Adjust
17	100-6770	2	O-Ring
18	100-6878	3	O-Ring



### Flow Meter Assembly No. 106-4884

Ref	Part No.	Qty.	Description
1	100-6885	1	Fork-Valve, Boom
2	104-8901	1	Housing-Flow Meter
3	100-6900	1	Flow Sensor ASM
3:1	100-6906	1	Shaft-Rotor
3:2	100-6919	1	Meter-Flow, Rotor
3:3	100-8678	1	Nut
3:4	100-8653	1	O-Ring
4	100-6906	1	Shaft-Rotor
5	100-6919	1	Meter-Flow, Rotor
6	100-8653	2	O-Ring

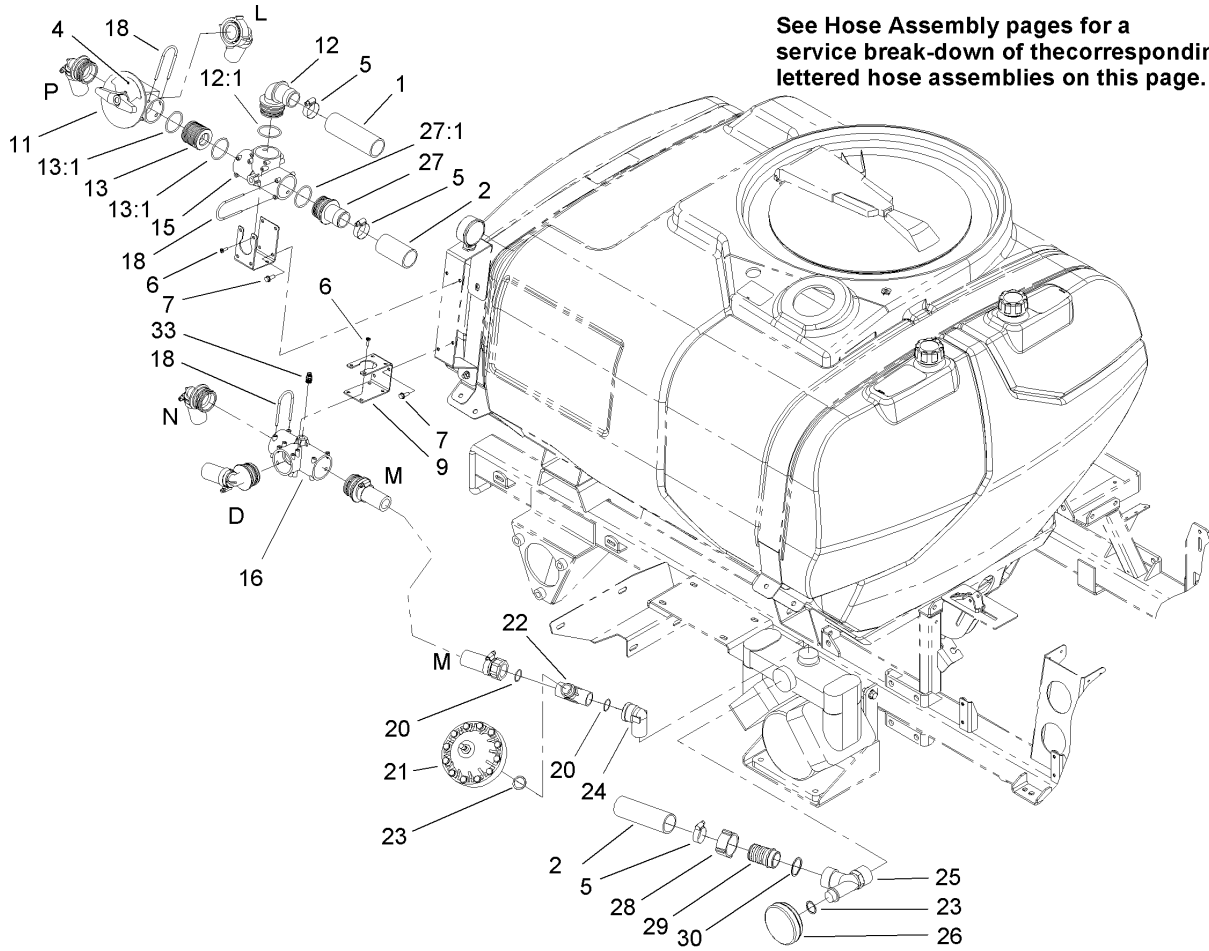




### Steering Control Assembly No. 92-3502

Ref	Part No.	Qty.	Description
1	94-4096	1	Bearing Kit
2	92-3842	1	Ball
3	92-3841	1	Plug ASM
3:1		1	O-Ring
4	94-4095	1	Centering Spring Kit
5	92-3843	1	Plate-Wear
6	92-3845	1	Spacer
7	92-3844	1	Drive
8	92-3846	1	Gerotor
9	92-3847	1	Cap-End
10	92-3848	7	Capscrew
11	92-3849	1	Seal Kit

--	--	--	--

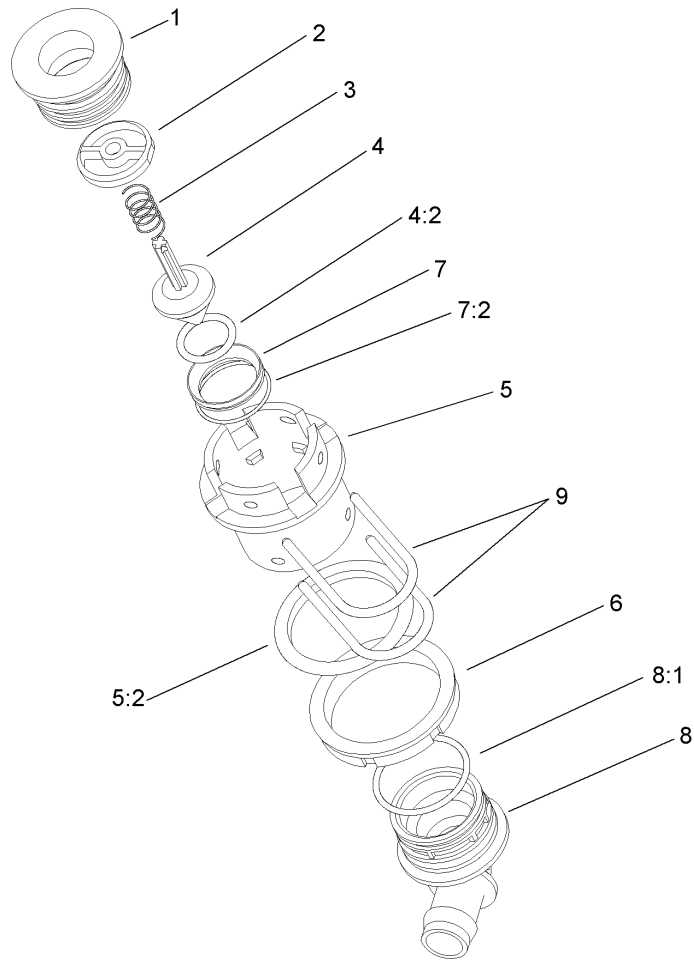


## Tank Hose Assembly

Ref	Part No.	Qty.	Description
1	107-8627	1	Hose-Suction
2	100-8484	1	Hose-Suction
4	100-8577	1	Decal-Agitate Valve
5	41327	4	Clamp-Hose
6	32144-32	8	Screw
7	3234-4	4	Screw-HHF
9	100-8478	2	Bracket-Tee
11	100-8673	1	Agitation Valve ASM
12	106-4946	1	Hosebarb-90 DEG
12:1	100-8637	1	O-Ring
13	106-4947	1	Connector
13:1	100-8637	2	O-Ring
15	100-6704	1	Tee
16	100-8675	1	Tee-Pressure
18	100-8635	8	Fork
20	100-6655	2	Gasket
21	100-6662	1	Damper-Pressure
22	100-8699	1	Tee
23	100-6656	2	O-Ring
24	100-8698	1	Elbow
25	100-8681	1	Tee
26	100-6660	1	Suction Damper ASM
27	106-4936	1	Hosebarb
27:1	100-8637	1	O-Ring

Ref	Part No.	Qty.	Description
28	100-8678	1	Nut
29	100-8679	1	Hosebarb
30	100-8680	1	Seal
33	100-8674	1	Coupler-Tube

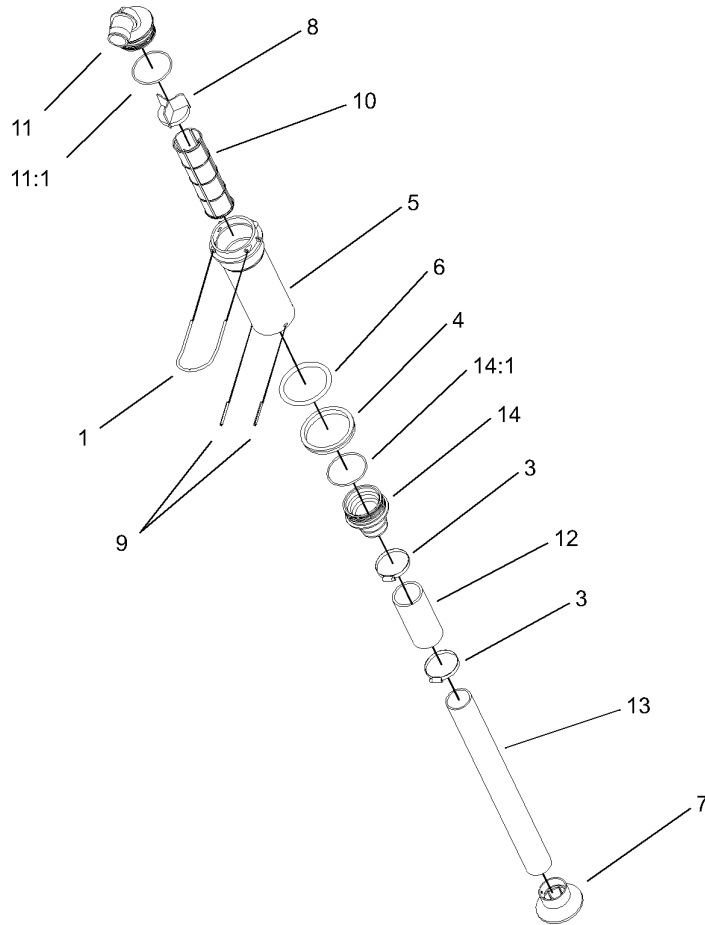




### Tank Drain Assembly

Ref	Part No.	Qty.	Description
1	107-2868	1	Adapter
2	107-2869	1	Holder-Plunger
3	107-2871	1	Spring
4	107-2870	1	Drain Plunger ASM
4:2	107-2872	1	O-Ring
5	107-2862	1	Drain Bulkhead ASM
5:2	107-2864	1	Gasket-Bulkhead
6	100-7051	1	Nut-Bulkhead
7	107-2867	1	Seat Drain ASM
7:2	107-2866	1	O-Ring
8	106-4933	1	Hosebarb ASM
8:1	100-8637	1	O-Ring
9	100-8635	2	Fork

--	--	--	--

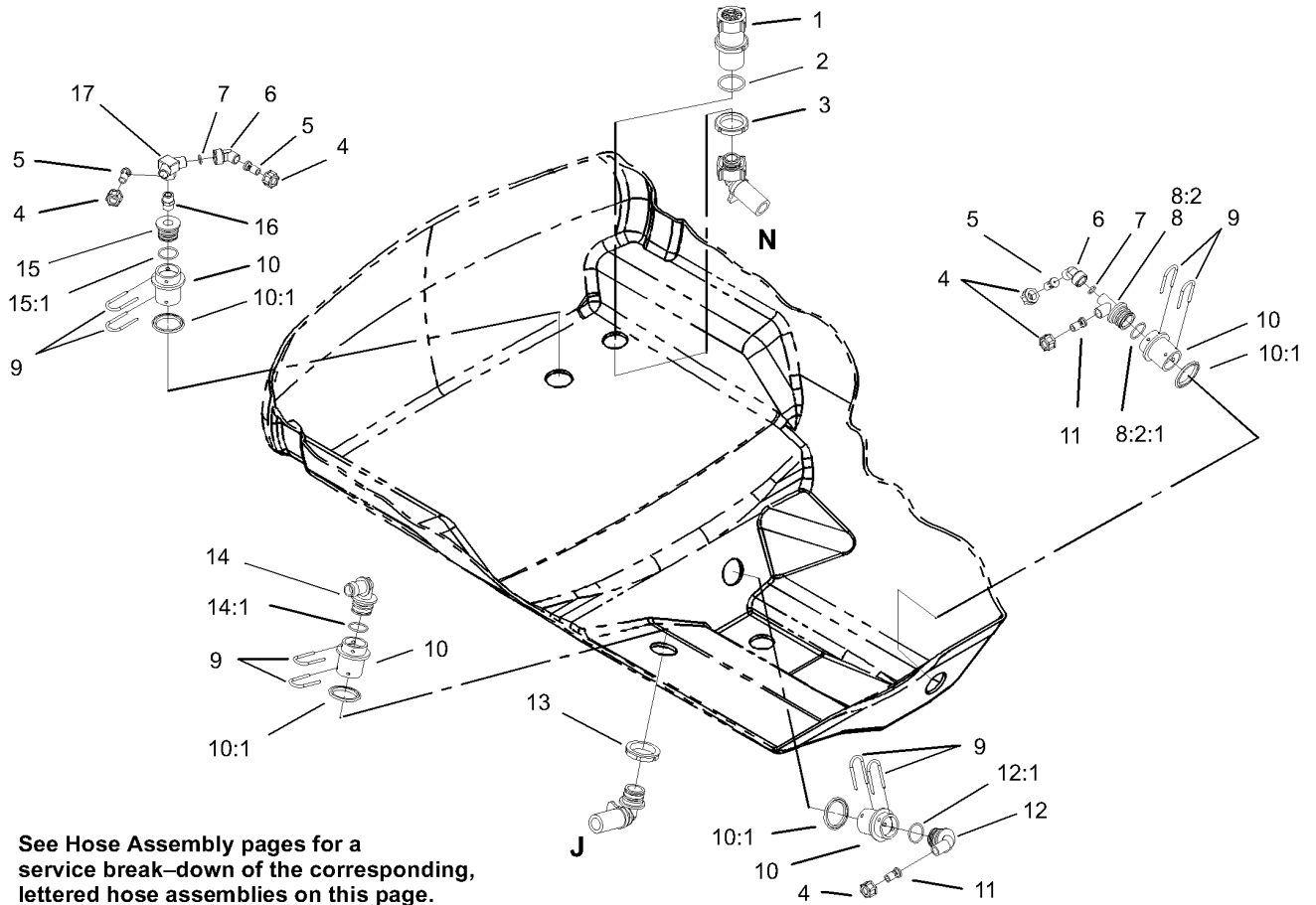


### Top Mounted Suction Assembly

Ref	Part No.	Qty.	Description
1	100-8636	1	Fork-Special
3	26392	2	Clamp-Hose
4	100-8647	1	Nut-Bulkhead
5	100-8643	1	Housing-Filter
6	100-8646	1	Gasket-Bulkhead
7	100-6714	1	Foot-Suction Tube
8	100-8641	1	Vane-Screen
9	100-8644	2	Pin-Expansion
10	100-6991	1	Element-Filter, Green
10	100-6992	1	Element-Filter, Red
10	100-8642	1	Screen-Suction, Mesh 50
11	106-4952	1	Hosebarb-90 DEG
11:1	100-6989	1	O-Ring
12	100-8649	1	Hose-Suction
13	107-8625	1	Tube-Suction
14	106-4942	1	Hosebarb-Straight
14:1	100-8640	1	O-Ring

--	--	--	--



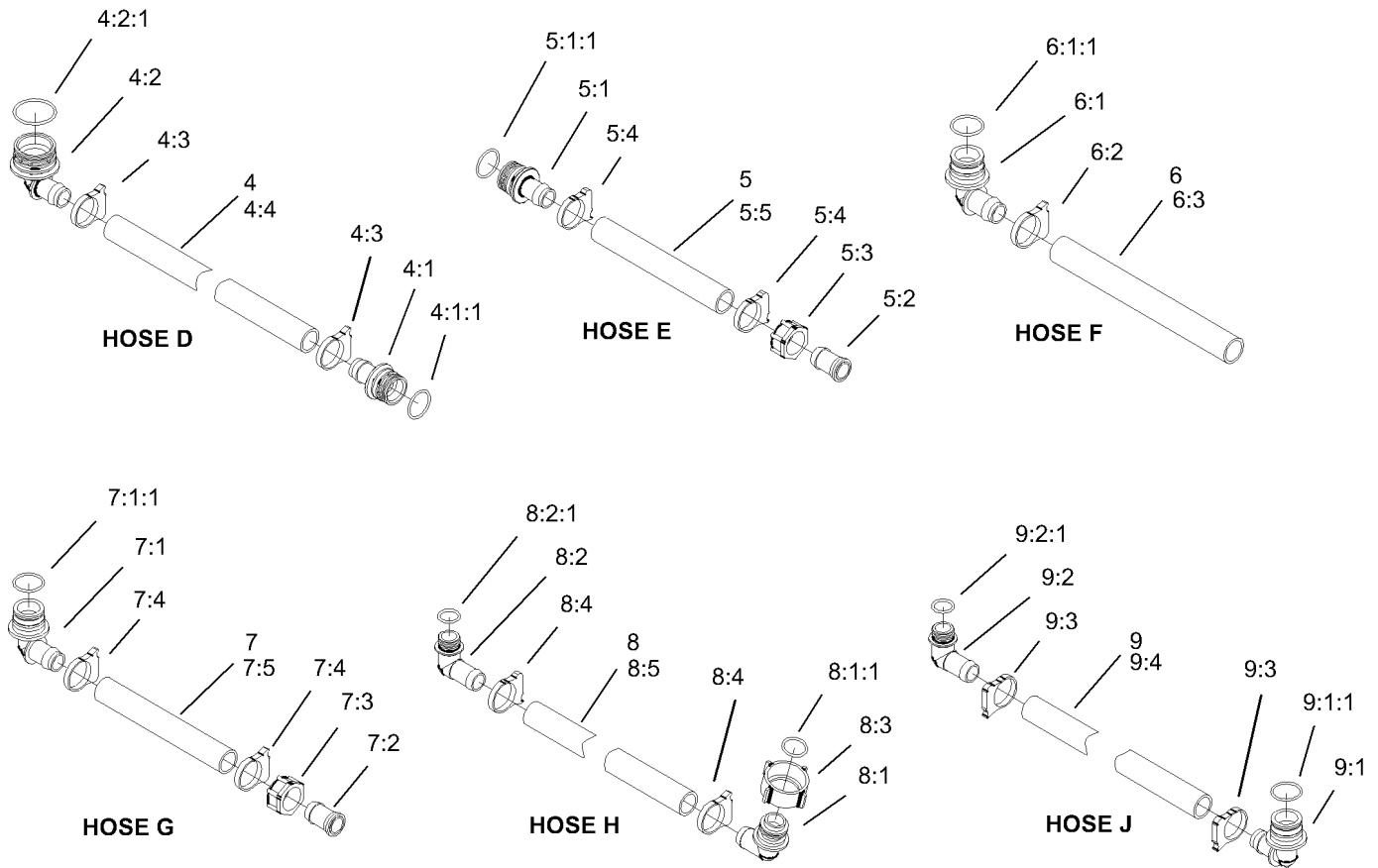


See Hose Assembly pages for a service break-down of the corresponding, lettered hose assemblies on this page.

## Lower Sprayer Component Assembly

Ref	Part No.	Qty.	Description
1	100-6820	1	Valve-Safety, 225 Psi
2	100-6652	1	Gasket
3	99-0761	1	Ringnut
4	99-0766	5	Nut
5	100-6705	3	Nozzle-Agitation
6	99-0768	2	Elbow-60 DEG
7	100-6653	2	O-Ring
8	100-6707	1	Tee
8:2		1	Adapter ASM
8:2:1	100-6712	1	O-Ring
9	100-6708	8	Fork
10	106-4896	4	Fitting-Bulkhead
10:1	100-6710	1	Gasket-Bulkhead
11	100-6706	2	Nozzle-Agitation
12	106-4944	1	Fitting-90 DEG
12:1	100-6712	1	O-Ring
13	100-6713	1	Nut-Bulkhead
14	106-4945	1	Elbow
14:1	100-6712	1	O-Ring
15	106-4943	1	Adapter ASM
15:1	100-6712	1	O-Ring
16	100-6722	1	Nipple
17	100-6723	1	Tee

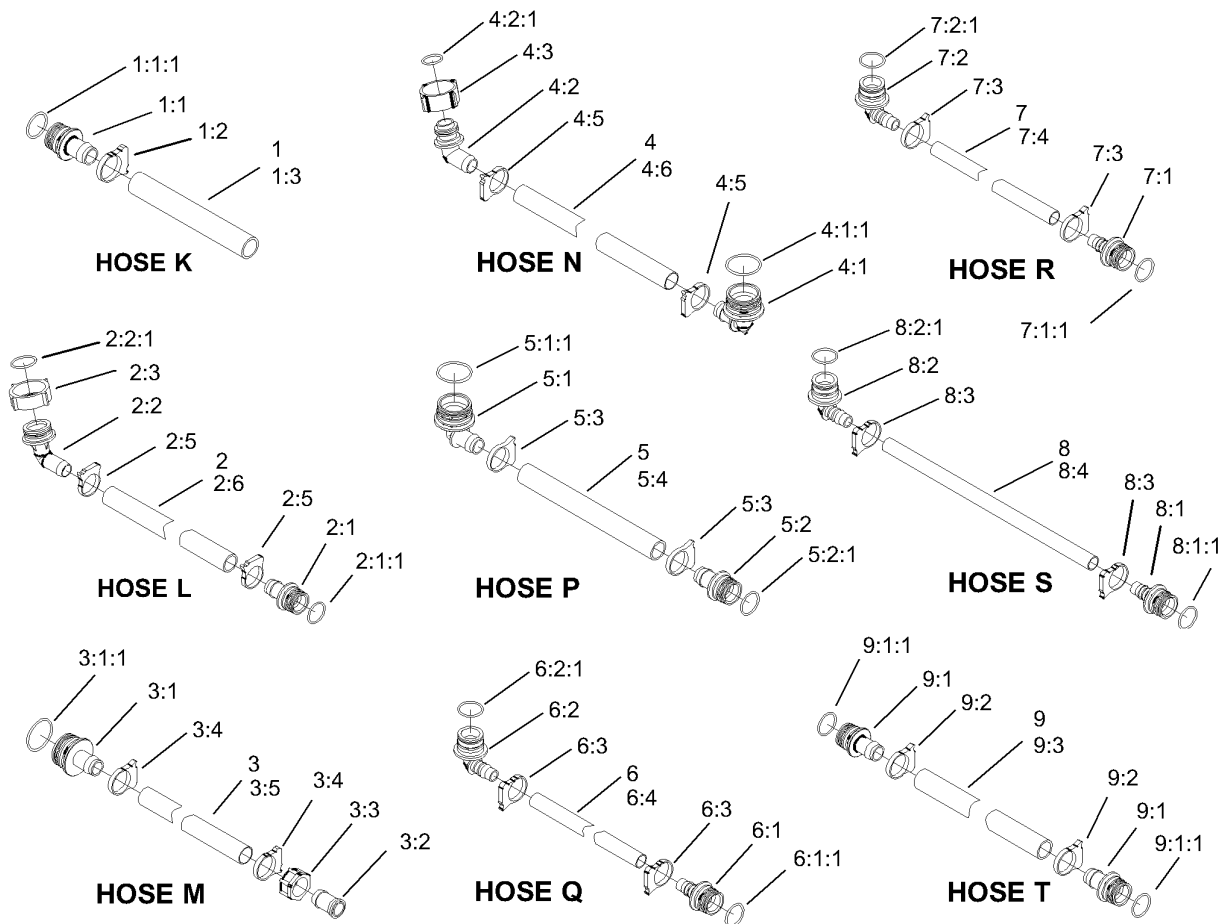


## Hose Assemblies No. 1

Ref	Part No.	Qty.	Description
④		1	Pressure Manifold Hose ASM
4:1	106-4935	1	Hosebarb ASM
4:1:1	100-6712	1	O-Ring
4:2	106-4933	1	Hosebarb ASM
4:2:1	100-8637	1	O-Ring
4:3	2412-3	2	Clamp-Hose
4:4	104-8915	1	Hose-Pressure
⑤		1	Main Supply Hose ASM
5:1	106-4935	1	Hosebarb ASM
5:1:1	100-6712	1	O-Ring
5:2	99-0781	1	Hosebarb
5:3	99-0769	1	Nut
5:4	2412-3	2	Clamp-Hose
5:5	104-8909	1	Hose-Bypass
⑥		1	Control Supply Hose ASM
6:1	106-4945	1	Elbow
6:1:1	100-6712	1	O-Ring
6:2	2412-3	1	Clamp-Hose
6:3	104-8908	1	Hose-Bypass
⑦		1	Pressure Control Hose ASM
7:1	106-4945	1	Elbow
7:1:1	100-6712	1	O-Ring
7:2	99-0781	1	Hosebarb
7:3	99-0769	1	Nut

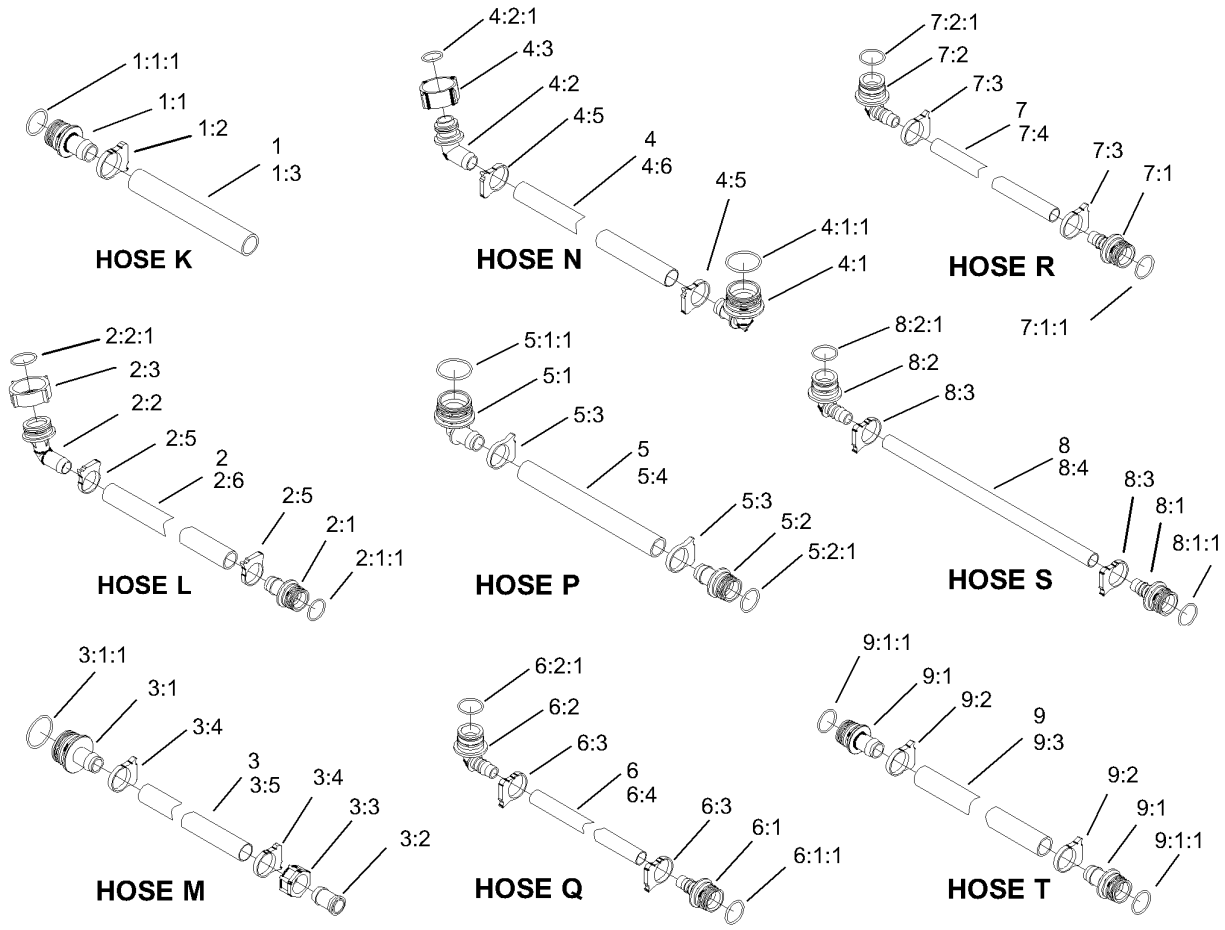
Ref	Part No.	Qty.	Description
7:4	2412-3	2	Clamp-Hose
7:5	104-8909	1	Hose-Bypass
⑧		1	Flowmeter Hose ASM
8:1	106-4949	1	Hosebarb-110 DEG
8:1:1	100-6646	1	O-Ring
8:2	106-4948	1	Hose Barb ASM
8:2:1	100-6882	1	O-Ring
8:3	100-8678	1	Nut
8:4	2412-3	2	Clamp-Hose
8:5	104-8906	1	Hose-Pressure
⑨		1	Boom Bypass Hose ASM
9:1	106-4945	1	Elbow
9:1:1	100-6712	1	O-Ring
9:2	106-4948	1	Hose Barb ASM
9:2:1	100-6882	1	O-Ring
9:3	2412-3	2	Clamp-Hose
9:4	104-9044	1	Hose-Boom Bypass



## Hose Assemblies No. 2

Ref	Part No.	Qty.	Description
②1		1	Main On/off Bypass Hose ASM
1:1	106-4935	1	Hosebarb ASM
1:1:1	100-6712	1	O-Ring
1:2	2412-3	1	Clamp-Hose
1:3	104-8909	1	Hose-Bypass
②2		1	Agitation Valve Hose ASM
2:1	106-4935	1	Hosebarb ASM
2:1:1	100-6712	1	O-Ring
2:2	106-4950	1	Hose Barb ASM
2:2:1	100-8671	1	O-Ring
2:3	100-8669	1	Nut
2:5	2412-3	2	Clamp-Hose
2:6	104-8915	1	Hose-Pressure
②3		1	Manifold Tee Hose ASM
3:1	106-4932	1	Hosebarb-Straight
3:1:1	100-8637	1	O-Ring
3:2	99-0781	1	Hosebarb
3:3	99-0769	1	Nut
3:4	2412-3	2	Clamp-Hose
3:5	104-8712	1	Hose
②4		1	Relief Valve Hose ASM
4:1	106-4933	1	Hosebarb ASM
4:1:1	100-8637	1	O-Ring
4:2	106-4949	1	Hosebarb-110 DEG

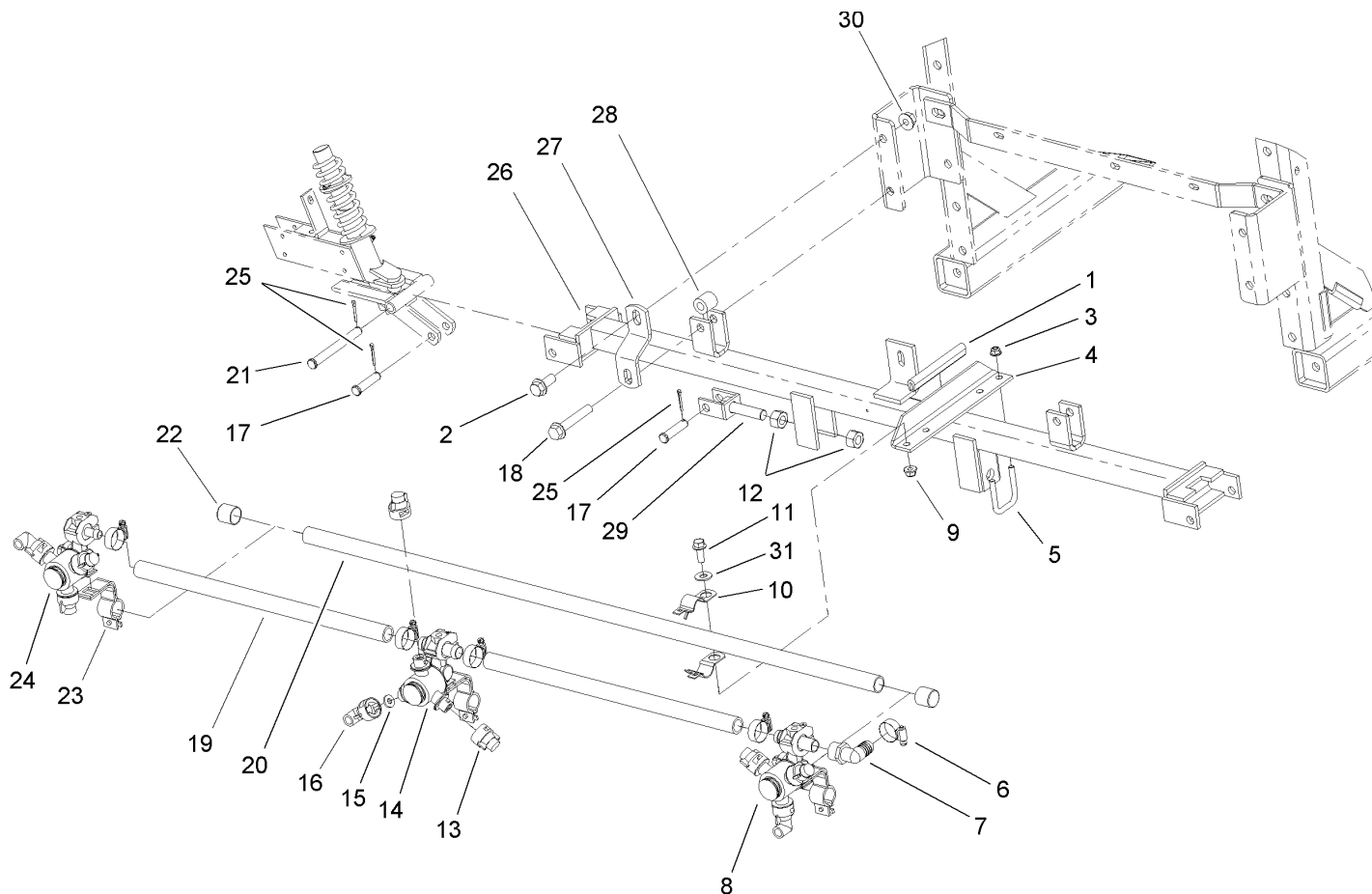
Ref	Part No.	Qty.	Description
4:2:1	100-6646	1	O-Ring
4:3	100-8678	1	Nut
4:5	2412-3	2	Clamp-Hose
4:6	104-8710	1	Hose
②5		1	Agitation Valve Hose ASM
5:1	106-4933	1	Hosebarb ASM
5:1:1	100-8637	1	O-Ring
5:2	106-4935	1	Hosebarb ASM
5:2:1	100-6712	1	O-Ring
5:3	2412-3	2	Clamp-Hose
5:4	107-8642	1	Hose
②6		1	Rear Agitation Hose ASM
6:1	106-4939	1	Hosebarb-Straight
6:1:1	100-6712	1	O-Ring
6:2	106-4940	1	Hosebarb-90 DEG
6:2:1	100-6712	1	O-Ring
6:3	2412-129	2	Clamp-Hose
6:4	104-9043	1	Hose-Rear Agitation
②7		1	Front Agitation Hose ASM
7:1	106-4939	1	Hosebarb-Straight
7:1:1	100-6712	1	O-Ring
7:2	106-4940	1	Hosebarb-90 DEG
7:2:1	100-6712	1	O-Ring
7:3	2412-129	2	Clamp-Hose



## Hose Assemblies No. 2 (continued)

Ref	Part No.	Qty.	Description
7:4	104-8706	1	Hose
②8		1	Middle Agitation Hose ASM
8:1	106-4939	1	Hosebarb-Straight
8:1:1	100-6712	1	O-Ring
8:2	106-4940	1	Hosebarb-90 DEG
8:2:1	100-6712	1	O-Ring
8:3	2412-129	2	Clamp-Hose
8:4	104-8704	1	Hose
②9		1	Agitation Tee Hose ASM
9:1	106-4935	2	Hosebarb ASM
9:1:1	100-6712	1	O-Ring
9:2	2412-3	2	Clamp-Hose
9:3	104-9039	1	Hose-Agitation Tee

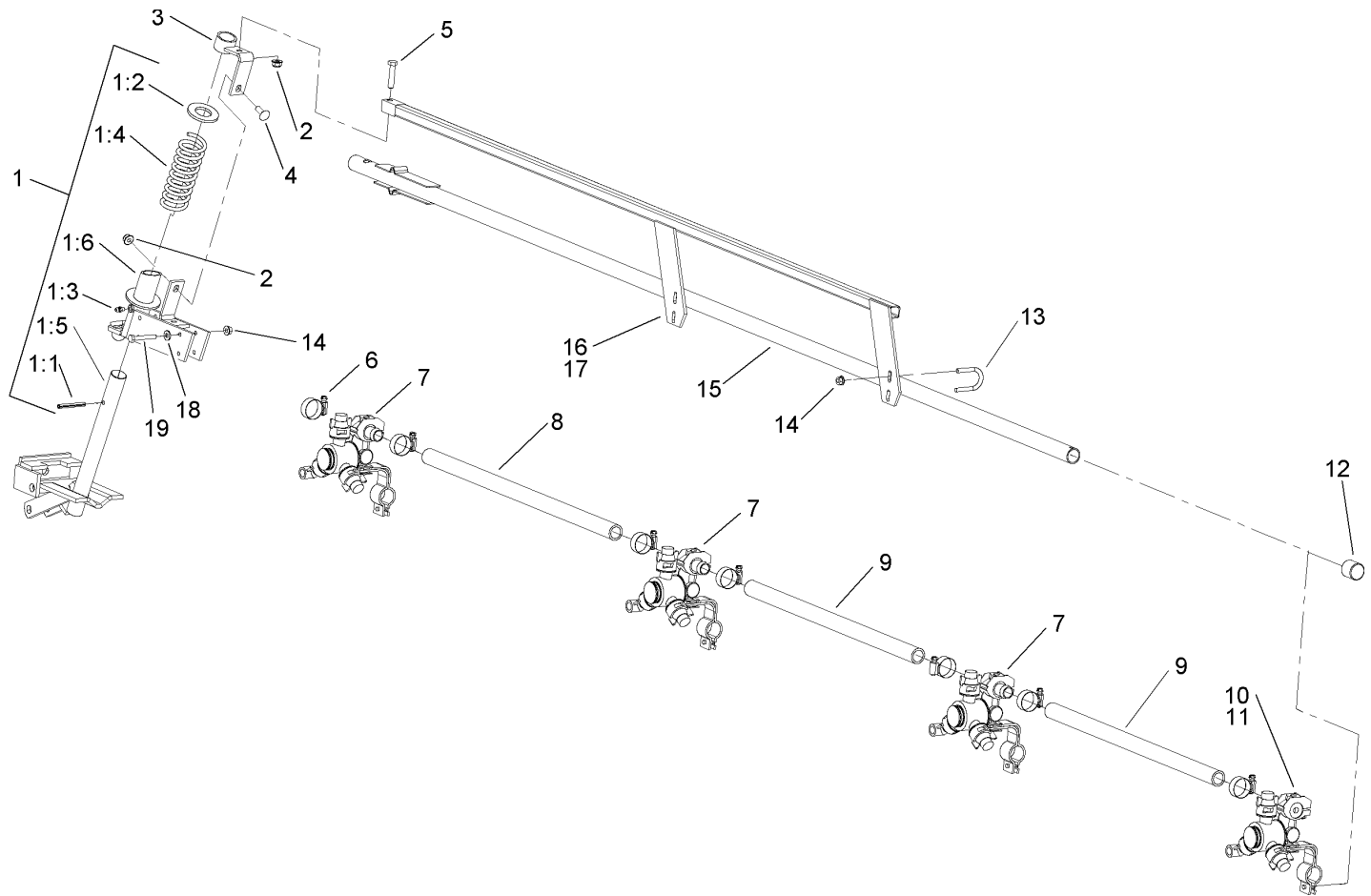
--	--	--	--



## Center Boom Assembly

Ref	Part No.	Qty.	Description
1	107-8649	1	Trim-Edge, 5in
2	3234-32	2	Screw-HHF
3	104-8300	4	Nut-Flange, NI
4	106-5085-03	2	Plate-Boom, Center
5	301950	2	U-Bolt-Square
6	2412-129	5	Clamp-Hose
7	95-9314	1	Elbow
8	104-8790	1	Body-Turret, Double
9	104-8301	2	Nut-Flange, NI
10	40494	2	Clamp ASM
11	3234-11	2	Screw-HHF
12	3217-11	4	Nut-Hex
13	95-9187	22	Cap-Blank
14	104-8789	1	Body-Turret, Double
15	40998	11	Seat-Gasket
16	95-9186	11	Cap
17	42195	4	Pin-Clevis
18	3234-40	2	Screw-HF
19	40506	2	Hose-Jumper
20	40493-03	1	Pipe-Boom, Center
21	283-83	2	Pin-Clevis
22	92-8420	2	Cap-Boom
23	95-9185	11	Clamp
24	104-8787	1	Body-Turret, Single (Lh)

Ref	Part No.	Qty.	Description
25	3272-11	6	Pin-Cotter
26	42227-03	1	Main Frame Tube ASM
27	104-8791-03	2	Plate-Pedal Stop
28	42257	2	Spacer-Tubular
29	42237	2	Adjustable Clevis ASM
30	32128-49	4	Nut-HHF
31	3256-4	2	Washer-Flat



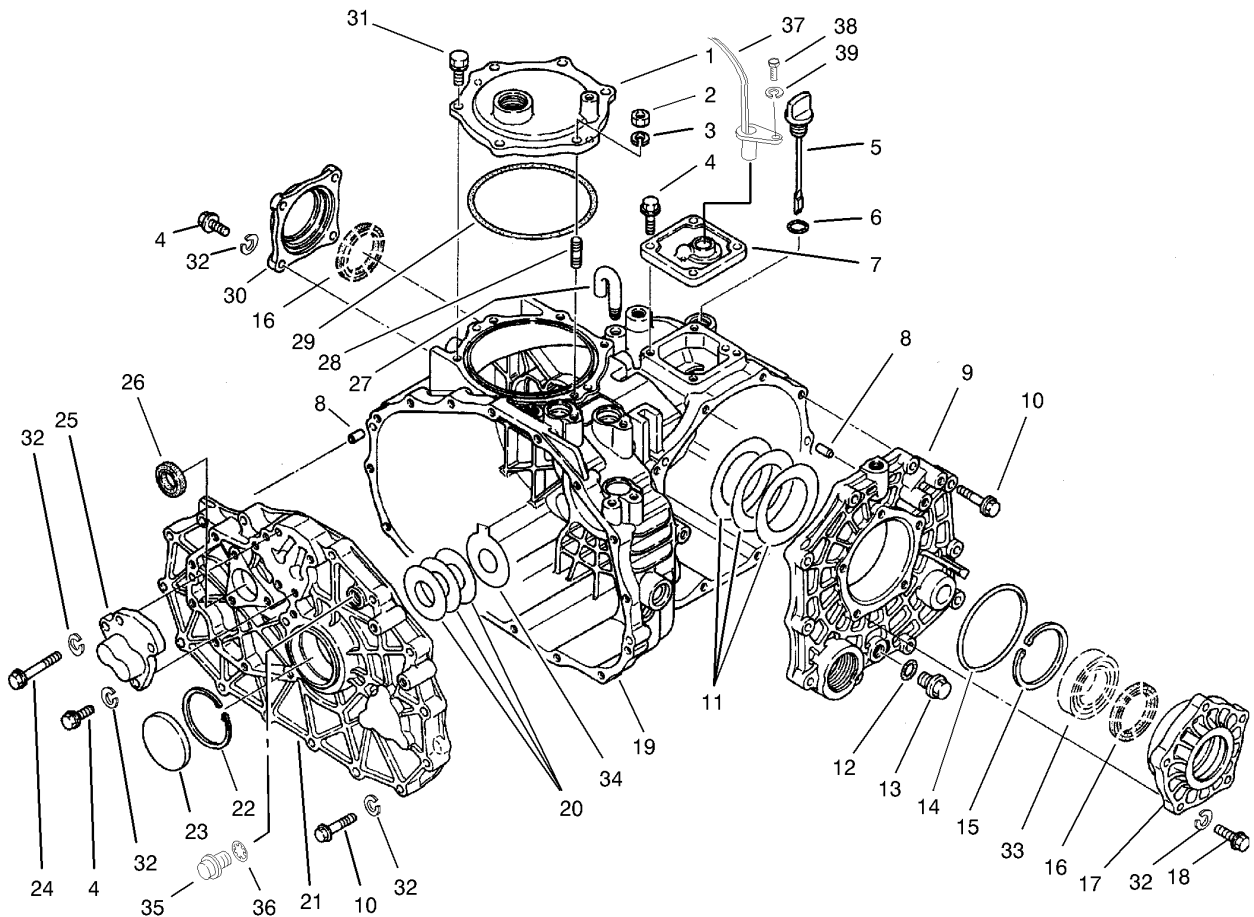
## Extension Boom Assembly

Ref	Part No.	Qty.	Description
1	42840	2	Breakaway ASM
1:1	32121-78	1	Pin-Roll
1:2	3256-62	1	Washer-Flat
1:3	302-5	1	Fitting-Grease
1:4	42196-03	1	Spring
1:5	42243-03	1	Hinge ASM
1:6	42706-03	1	Breakaway Pivot ASM
2	104-8300	4	Nut-Flange, NI
3	42707-03	2	Support Bracket ASM
4	3230-16	2	Screw-CARR
5	322-7	2	Screw-HH
6	2412-129	14	Clamp-Hose
7	104-8789	6	Body-Turret, Double
8	95-2229	2	Hose
9	40506	4	Hose-Jumper
10	104-8788	1	Body-Turret, Single (Rh)
11	104-8787	1	Body-Turret, Single (Lh)
12	92-8420	2	Cap-Boom
13	92-0010	4	U-Bolt
14	32128-32	16	Nut-HHF
15	106-5076-03	2	Boom Extension ASM
16	42710-03	1	RH Boom Support ASM
17	42711-03	1	LH Boom Support ASM
18	3256-22	8	Washer-Flat

Ref	Part No.	Qty.	Description
19	321-10	8	Screw-HH



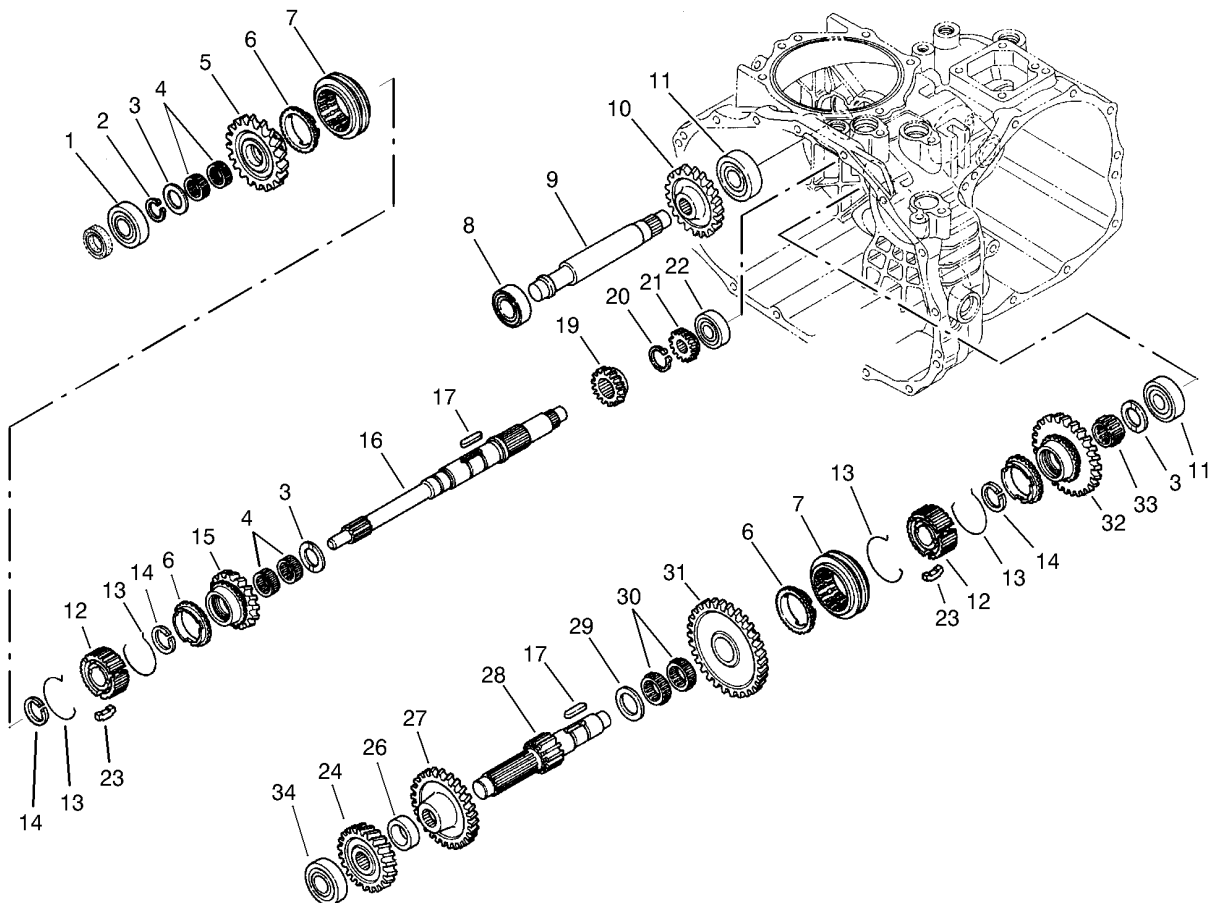




## Transaxle Case Assembly Transaxle Assembly No. 104-9078

Ref	Part No.	Qty.	Description
1	100-8595	1	Cover-PTO
2	48-7930	1	Nut
3	92-0762	1	Washer-Spring
4	33114-025	11	Screw-HH
5	92-0662	1	Cap-Oil
6	92-0788	1	O-Ring
7	92-3736	1	Cover ASM
8	92-0765	4	Pin-Parallel
9	92-0653	1	Cover-Side
10	33114-040	25	Screw-HH
11	92-0809	1	Set-Shim
12	92-0787	1	O-Ring
13	92-0773	1	Plug-Drain
14	92-0789	1	O-Ring
15	92-0760	1	Ring-Snap
16	92-0793	2	Seal-Oil
17	92-0654	1	Carrier-Differential
18	48-7730	5	Screw-HH
19	92-0651	1	Case-Transmission
20	100-4460	1	Shim Set
21	100-4461	1	Plate-Center
22	92-0759	1	Ring-Snap
23	92-0807	1	Cap-Sealing
24	48-7560	1	Bolt-HH

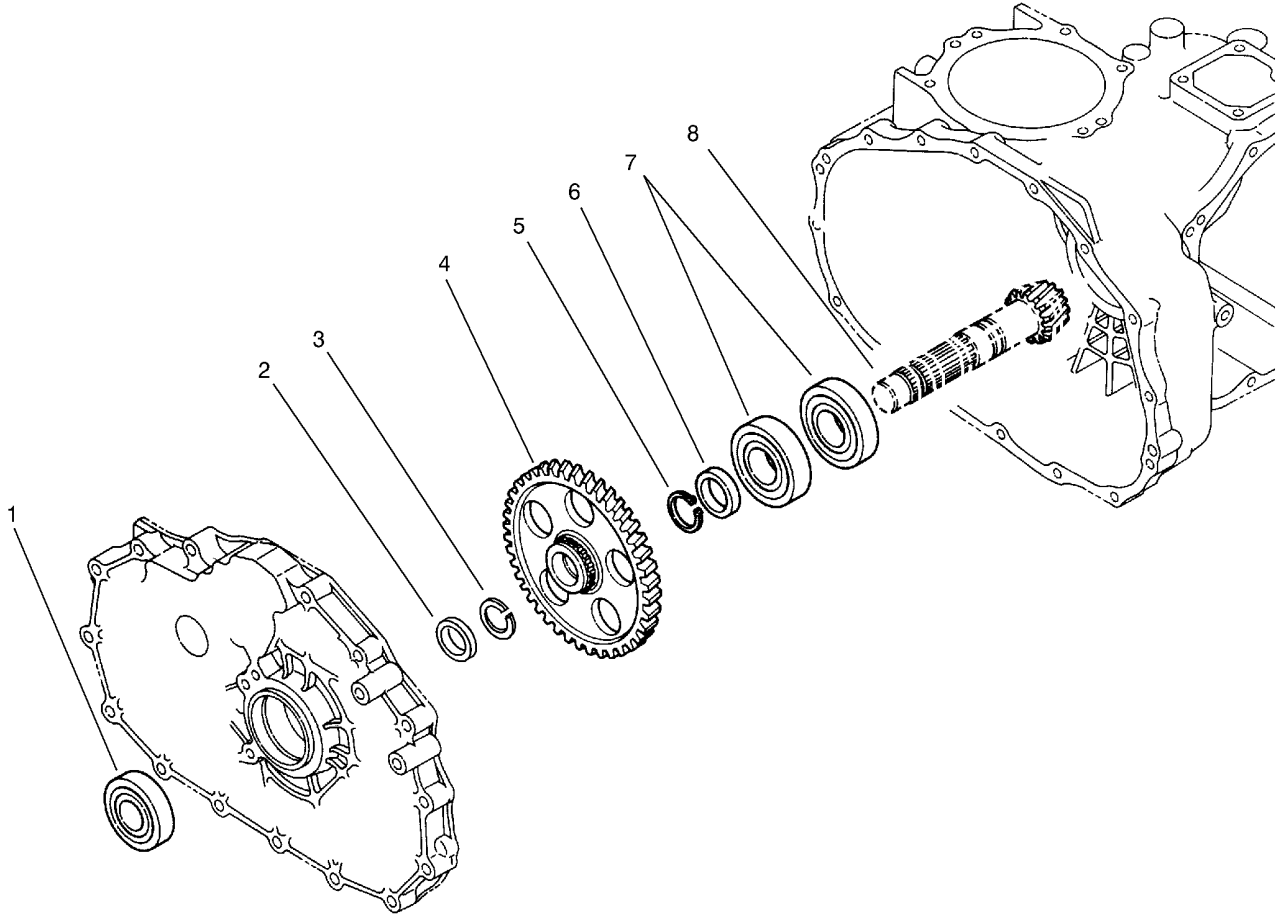
Ref	Part No.	Qty.	Description
25	92-0706	1	Shaft-Fork
26	92-0791	1	Seal-Oil
27	92-0743	1	Breather-Air
28	92-0804	1	Stud
29	92-0790	1	O-Ring
30	92-0655	1	Cover-Seal, Axle
31	92-0796	5	Bolt
32	3253-4	42	Washer-Lock
33	92-0775	2	Bearing
34	100-4465	1	Shim (W/tab)
35	100-6924	1	Plug
36	100-6925	1	Packing
37	85-4350	1	Sensor-Gear tooth
38	48-7610	1	Screw
39	48-8020	1	Washer-Spring
●99	100-6928	1	Bolt
●99	100-8594	1	Cover-Input Shaft



## Transaxle Gear Shaft Assembly Transaxle Assembly No. 104-9078

Ref	Part No.	Qty.	Description
1	251-8	1	Bearing-Ball
2	92-0753	1	Ring-Snap
3	92-0740	3	Washer-Thrust
4	92-0781	4	Bearing-Needle
5	100-8597	1	Gear-Main, 36 Tooth
6	92-0667	3	Ring-Synchro
7	92-0668	2	Shifter-Synchro
8	251-346	2	Bearing-Ball
9	100-8602	1	Shaft-Idler, Rev
10	92-0684	1	Gear-Reverse, 33 Tooth
11	92-0778	2	Bearing
12	92-0664	2	Hub-Synchro
13	92-0666	4	Spring-Synchro
14	92-0763	3	Ring-Snap
15	100-8598	1	Gear-Main, 20 Tooth
16	100-8596	1	Shaft-Main
17	92-0772	2	Key
19	92-0671	1	Gear-Main, 22 Tooth
20	92-0754	1	Ring-Snap
21	92-0673	1	Gear-Main, 14 Tooth
22	92-0650	1	Bearing
23	92-0665	6	Key-Synchro
24	92-0676	1	Gear-Reduction, 32 Tooth
26	100-8601	1	Collar

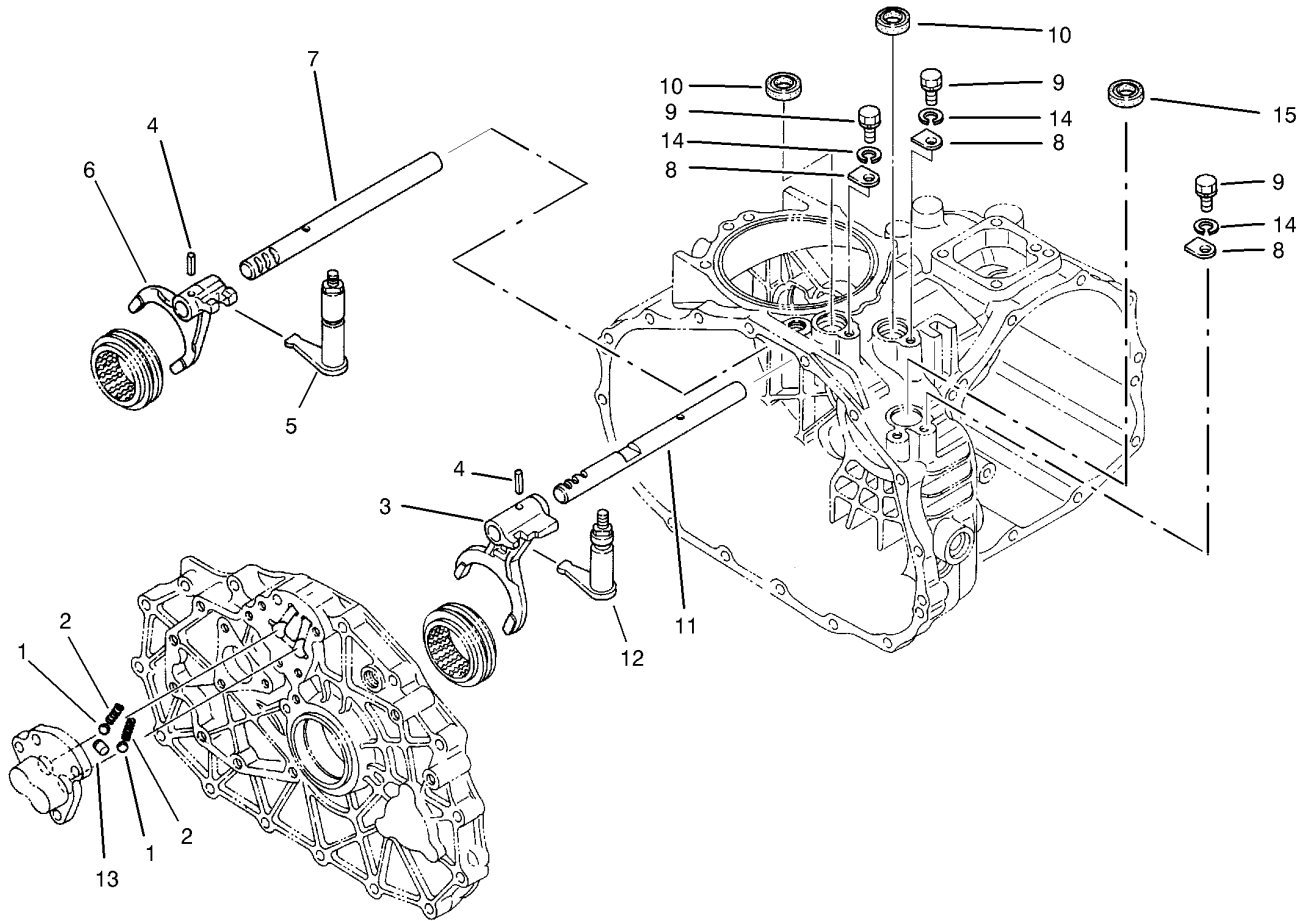
Ref	Part No.	Qty.	Description
27	92-0819	1	Gear-Reduction, 40 Tooth
28	92-0674	1	Shaft-Reduction
29	92-0682	1	Washer-Thrust
30	92-0681	2	Bearing-Needle
31	100-8599	1	Gear-Red, 25 Tooth
32	100-8600	1	Gear-Red, 47 Tooth
33	92-0782	1	Bearing-Needle
34	105-7985	1	Bearing



## Countershaft Assembly Transaxle Assembly No. 104-9078

Ref	Part No.	Qty.	Description
1	92-0712	1	Bearing-Ball
2	92-0716	1	Collar
3	92-0764	1	Ring-Snap
4	100-8603	1	Gear-Count
5	92-0755	1	Ring-Snap
6	92-0713	1	Collar
7	92-0714	2	Bearing
8	92-0710	1	Gear-Ring

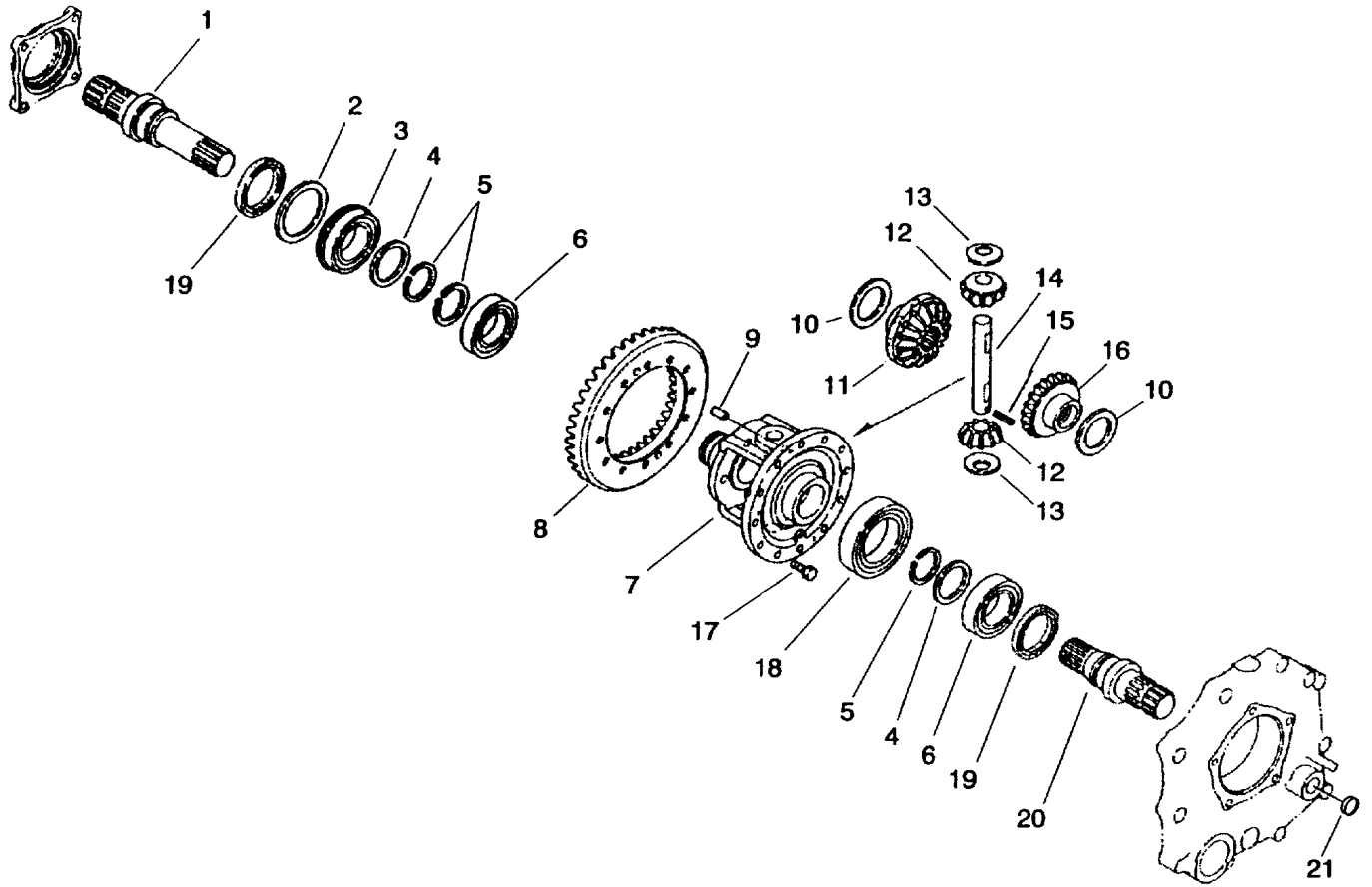
--	--	--	--



## Shift Fork Assembly Transaxle Assembly No. 104-9078

Ref	Part No.	Qty.	Description
1	92-0785	3	Ball-Steel
2	92-0731	3	Spring
3	92-0700	1	Fork-Shift
4	92-0769	2	Pin-Roll
5	92-0817	1	Arm-Shift
6	92-0701	1	Fork-Shift
7	92-0699	1	Shaft-Fork
8	92-0732	3	Plate-Keeper
9	33114-016	3	Screw-HH
10	92-0729	3	Seal-Oil
11	92-0698	1	Shaft-Fork
12	92-0816	1	Arm-Shift
13	92-0705	1	Lock-Spindle
14	3253-4	3	Washer-Lock
15	100-6927	1	Cap-Sealing

--	--	--	--

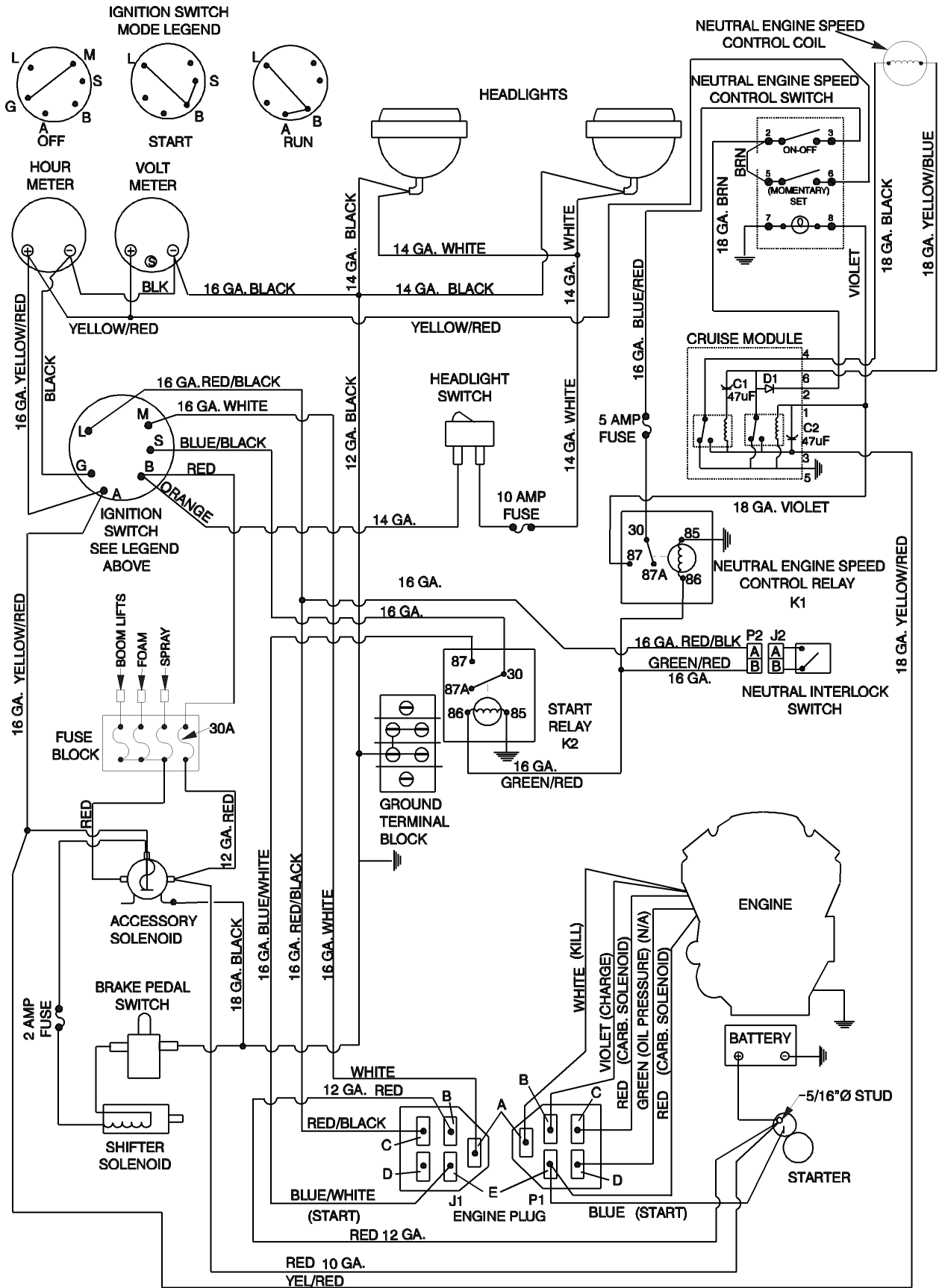


## Differential Gear Assembly Transaxle Assembly No. 104-9078

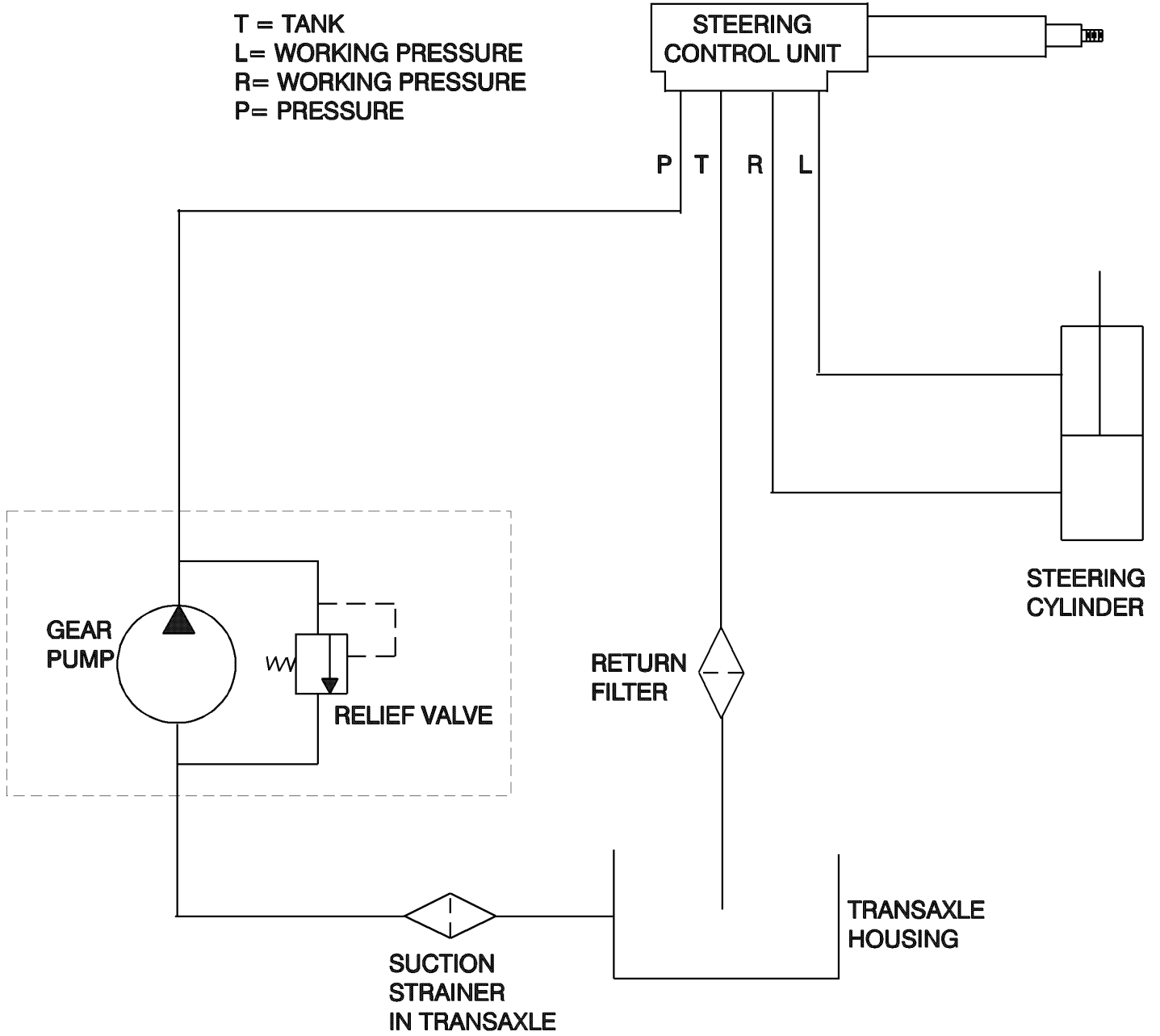
Ref	Part No.	Qty.	Description
1	92-0726	1	Shaft-Axle, Right
2	92-0728	1	Washer
3	92-0780	1	Bearing
4	92-0727	2	Washer
5	92-0756	3	Ring-Snap
6	92-0775	2	Bearing
7	92-0720	1	Case-Differential
8	92-0710	1	Ring Gear ASM (Incl. Counter Shaft)
9	92-0765	2	Pin-Parallel
10	92-0747	2	Side-Gear, Left Inner
11	92-0746	1	Gear-Side, R
12	92-0748	2	Pinion-Differential
13	92-0750	2	Washer
14	92-0749	1	Shaft-Pinion
15	92-0768	2	Pin-Roll, Spring
16	92-0745	1	Gear-Side, L
17	92-0803	12	Bolt
18	92-0776	1	Bearing
19	92-0793	2	Seal-Oil
20	92-0725	1	Shaft-Axle, Left
21	100-6926	1	Cap-Sealing

--	--	--	--

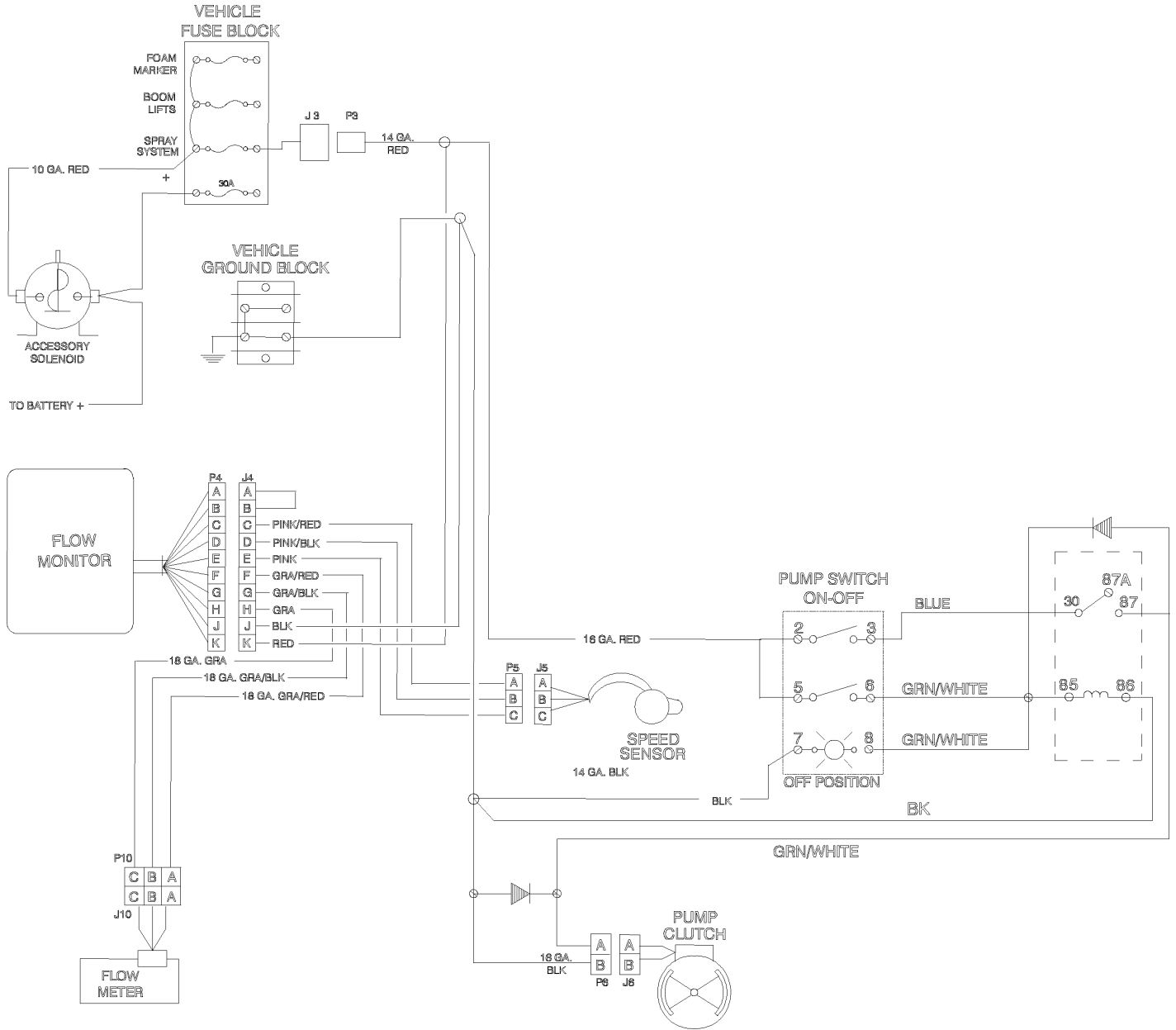
# Vehicle Electrical Schematic



# Vehicle Hydraulic Schematic

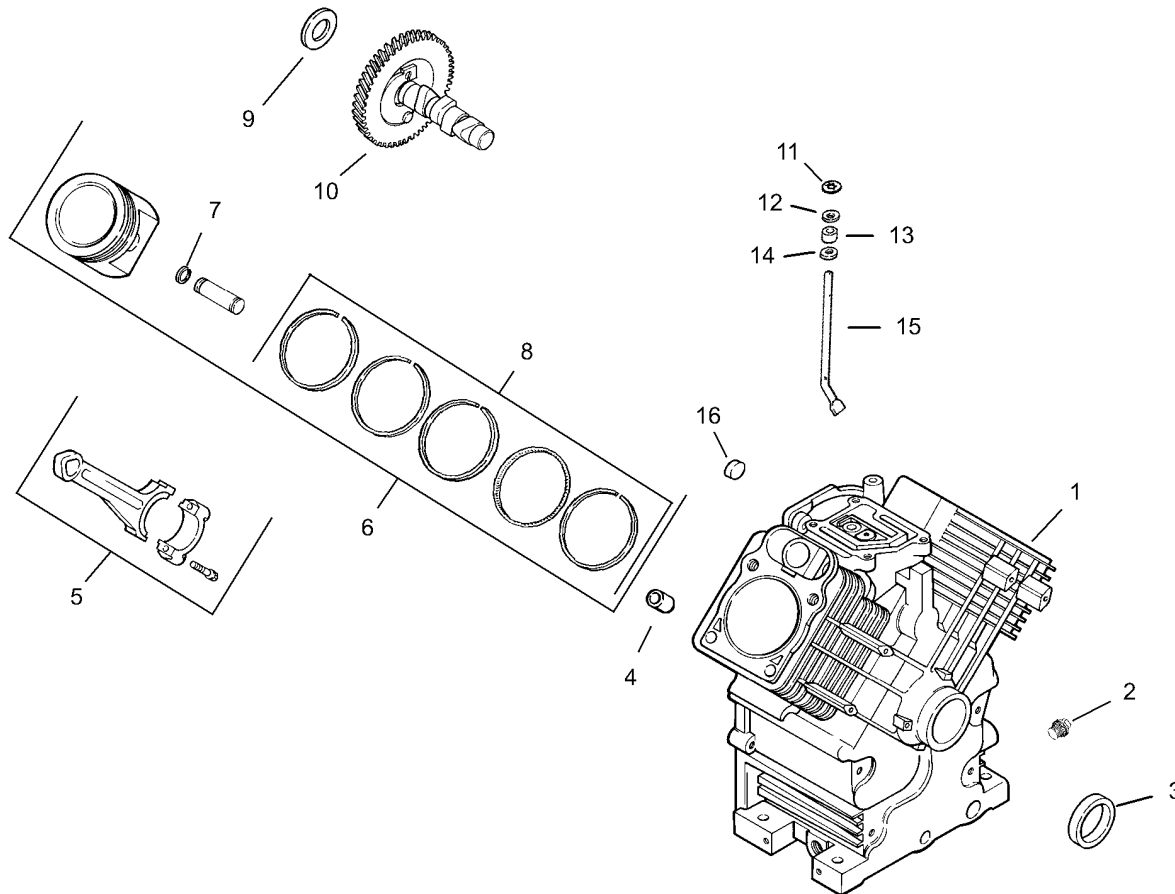


# Spray System Electrical System





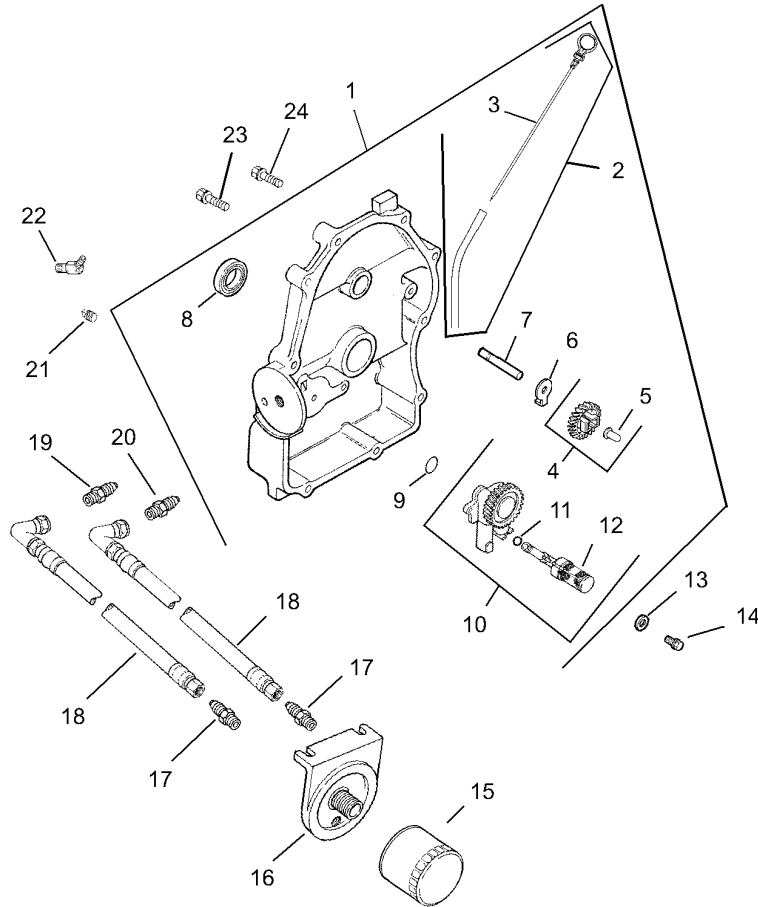




## Crankcase Assembly Kohler CH20S-64647

Ref	Part No.	Qty.	Description
1		1	Cylinder Block (Use Miniblock 24 782 15)
2	25 139 57-S	2	Plug-SQH Pipe, 3/8in N.p.t.f.
3	24 032 01-S	1	Seal-Oil, Front
4	24 380 13-S	6	Pin-Locating
5	24 067 13-S	2	Rod-Connecting (Std.)
6	24 067 14-S	2	Rod-Connecting (.25)
7	24 874 17-S	2	Piston W/ring Set (Std.)(Includes 7,8)
8	24 874 14-S	2	Piston W/ring (.08)
9	24 874 18-S	2	Set-Piston W/ring (.25)
10	24 874 19-S	2	Set-Piston W/ring (.50)
11	24 018 01-S	4	Retainer-Pin, Piston
12	24 108 11-S	2	Ring Set (Std.)
13	24 108 12-S	2	Ring Set (.25)
14	24 108 13-S	2	Set-Ring (.50)
15	12 422 09-S	0	Shim-Camshaft, Red
16	12 422 13-S	0	Shim-Camshaft, Black
17	12 422 07-S	0	Shim-Camshaft, White
18	12 422 08-S	0	Shim-Camshaft, Blue
19	12 422 10-S	0	Shim-Camshaft, Yellow
20	12 422 11-S	0	Shim-Camshaft, Green
21	12 422 12-S	0	Shim-Camshaft, Gray
22	24 012 10-S	1	Camshaft

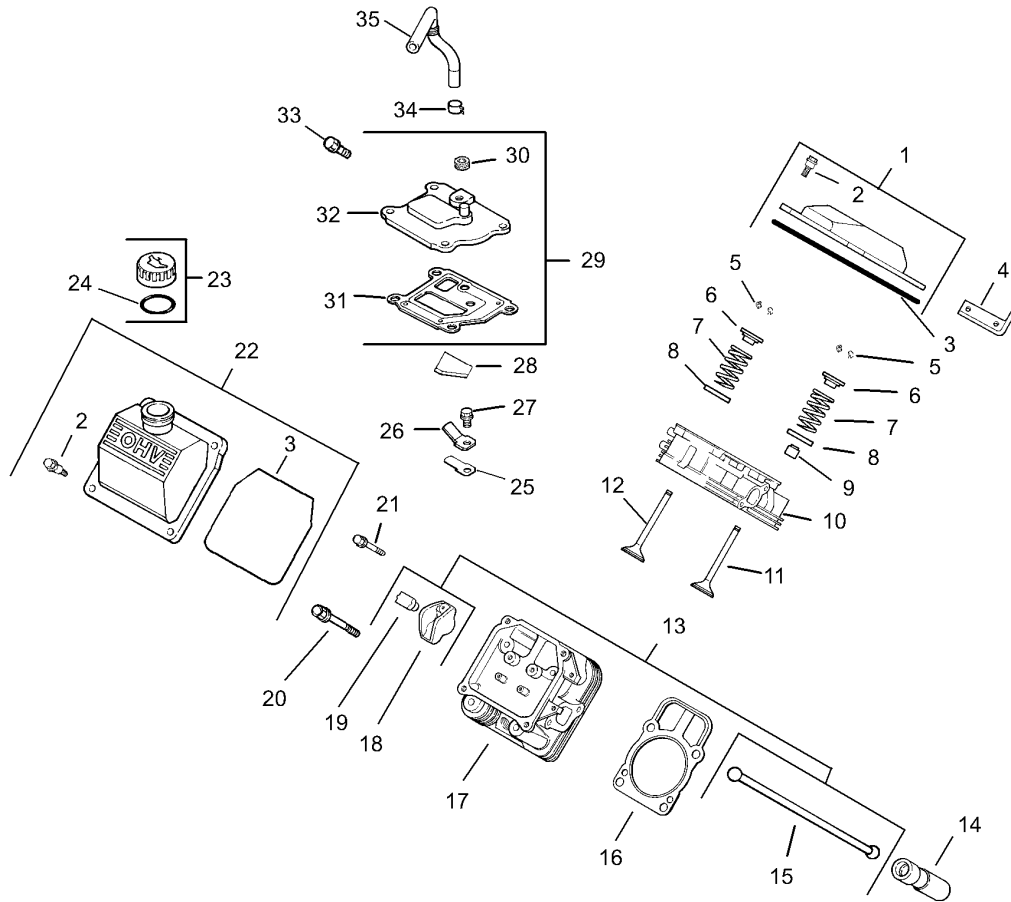
Ref	Part No.	Qty.	Description
23	24 018 09-S	1	Ring-Retainer
24	M-931010-S	1	Washer-Nylon (Top)
25	28 032 09-S	1	Seal-Governor Cross Shaft
26	24 468 15-S	1	Washer (Bottom)
27	24 144 33-S	1	Shaft-Governor Shaft
28	52 139 09-S	1	Plug-Cup



## Oil Pan / Lubrication Assembly Kohler CH20S-64647

Ref	Part No.	Qty.	Description
1	24 009 96-S	1	Plate, Closure Asm (Includes 2-12,19, 20, 22)
2	24 755 121-S	3	Kit, Dipstick W/tube (Includes 3)
3	24 038 10-S	1	Dipstick
4	24 043 12-S	5	Kit, Governor Gear (Includes 5)
5	12 380 01-S	1	Pin-Governor Regulating
6	52 448 02-S	1	Tab, Locking
7	12 144 02-S	1	Shaft-Governor Gear
8	52 032 08-S	1	Seal-Oil (Pto End)
9	24 153 08-S	1	O-Ring
10	24 393 37-S	1	Oil Pump Assembly (Includes 11,12)
11	24 153 01-S	1	O-Ring, Oil Pick-Up
12	24 381 04-S	1	Pick-Up, Oil
13	M-631005-S	2	Washer-Plain, 6mm
14	M-645025-S	2	Screw-Hex. Flange, M6x1.0x25
15	52 050 02-S	1	Filter-Oil
16	25 029 01-S	1	Adapter, Remote Oil Filter
17	52 155 03-S	2	Connector-Reducing
18	24 326 46-S	2	Hose, Oil
19	24 294 08-S	1	Fitting
20	24 294 09-S	1	Fitting
21	25 155 11-S	1	Connector 1/4-18 Npt,1/2-20 Sae 45° Maleflare
22	24 086 16-S	9	Screw-Hex. Flange, M8x1.25x45

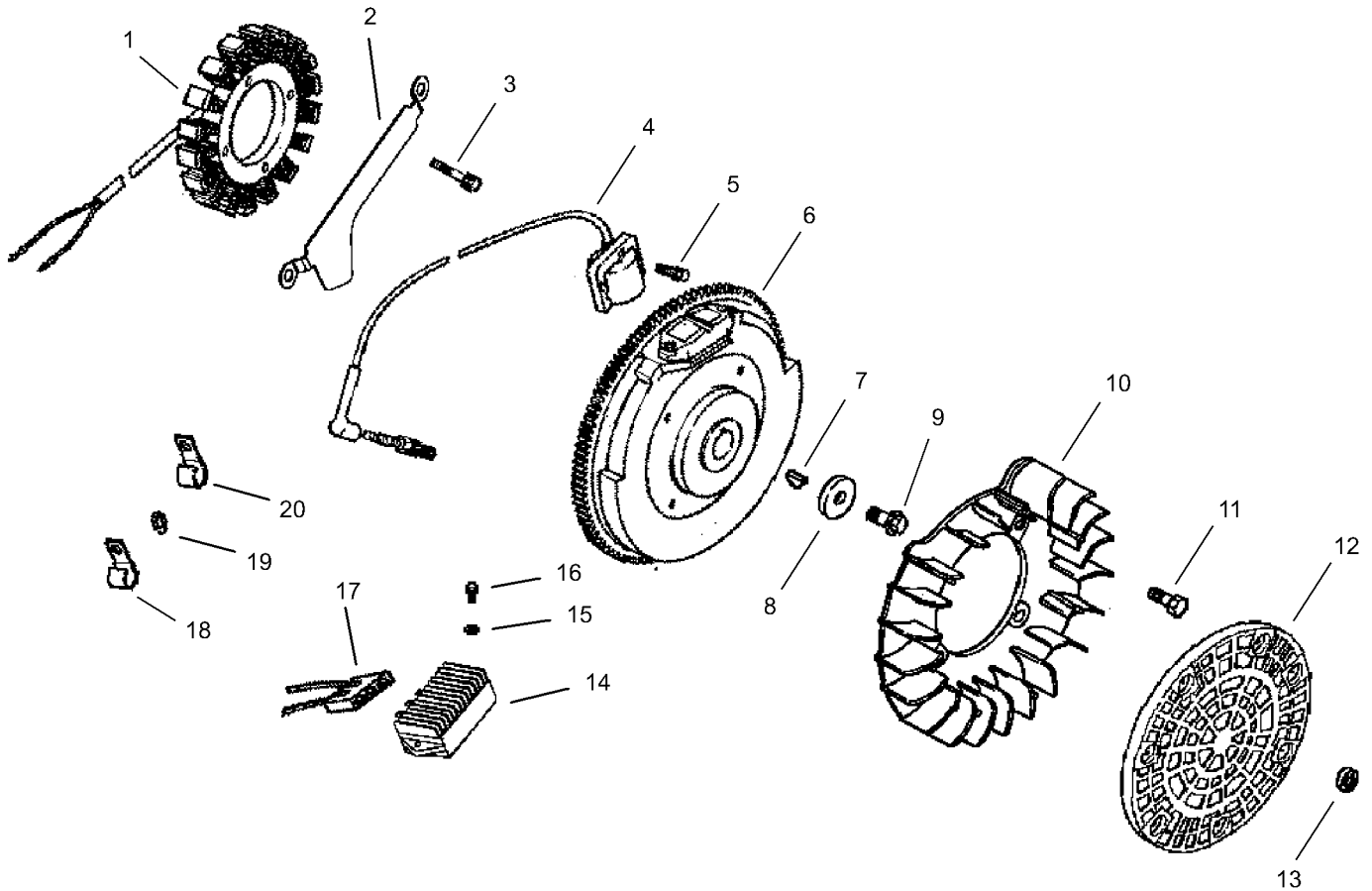
Ref	Part No.	Qty.	Description
23	24 086 17-S	1	Screw-Hex. Flange, M8x1.25x45
24	25 454 03-S	2	Tie-Wire



## Head / Valve / Breather Assembly Kohler CH20S-64647

Ref	Part No.	Qty.	Description
❶	24 755 74-S	1	Kit, Valve Cover-Plain (Includes 2,3)
❷	24 086 32-S	4	Screw, Shoulder M6x1.0x30
❸	24 153 23-S	1	O-Ring
❹	24 445 01-S	1	Strap-Lifting
❺	12 755 03-S	4	Kit, Retainer
❻	12 173 01-S	4	Cap-Valve Spring
❼	24 089 02-S	4	Spring-Valve
❽	235011-S	4	Retainer-Spring
❾	66 032 05-S	2	Seal-Valve Stem
❿	24 318 68-S	1	Head Asm, #1 Cylinder
⓫	24 017 01-S	2	Valve-Intake (Std.)
⓬	24 017 02-S	2	Valve-Intake (.25)
⓭	24 016 01-S	2	Valve-Exhaust (Std.)
⓮	24 016 02-S	2	Valve-Exhaust (.25)
⓯	24 755 66-S	1	Kit, Valve Train (Includes 15,18,19)
⓰	25 351 01-S	4	Lifter-Valve
⓱	24 411 05-S	4	Rod-Push
⓲	24 041 08-S	2	Gasket-Cylinder Head
⓳	24 318 71-S	1	Head Asm, #2 Cylinder
⓴	25 186 01-S	4	Arm-Rocker
⓵	24 599 01-S	4	Pivot-Rocker Arm
⓶	12 086 16-S	8	Screw

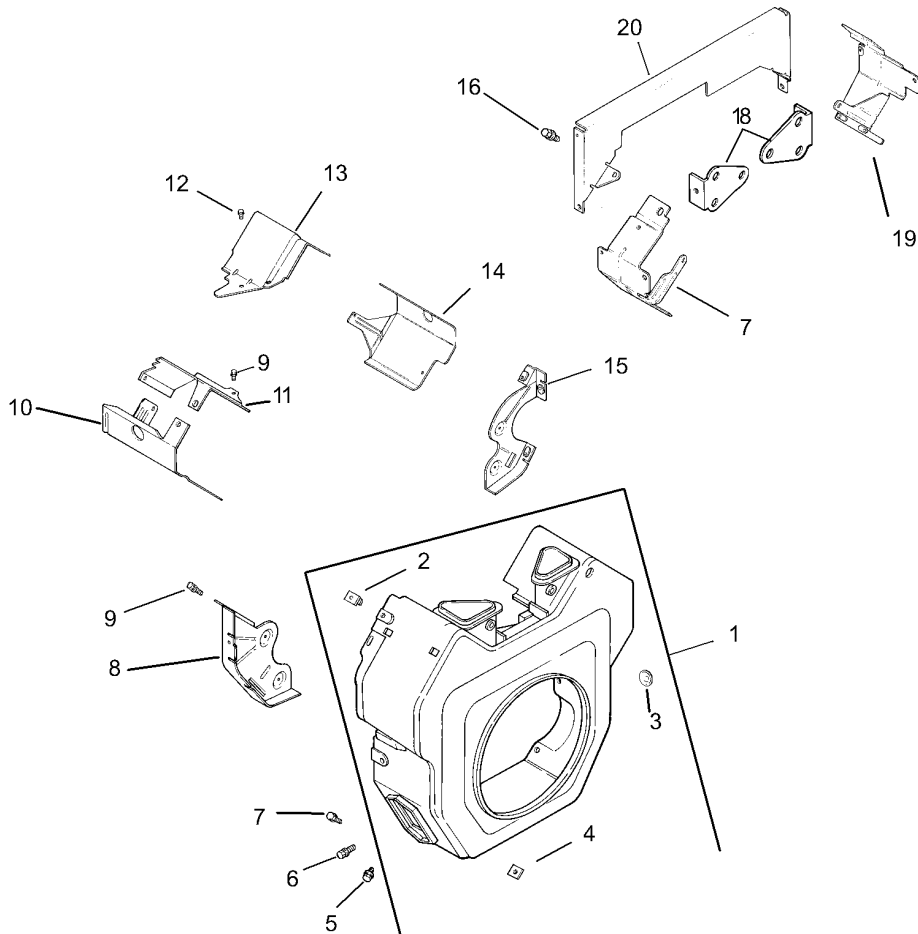
Ref	Part No.	Qty.	Description
⓷	M-640034-S	4	Screw, Hex. Flange M6x1.0x34
⓸	24 559 03-S	1	Kit, Fuel Pump/valve Cover (Includes 2,3)
⓹	24 755 46-S	1	Kit, Oil Fill Cap (Includes 24)
⓺	25 153 02-S	1	O-Ring
⓻	24 402 03-S	1	Reed-Breather
⓼	12 018 01-S	1	Retainer, Breather Reed
⓽	M-545010-S	1	Screw-Hex. Flange, M5x0.8x10
⓾	24 050 01-S	1	Filter-Breather
⓿	24 033 01-S	1	Kit, Breather (Includes 30-32)
Ⓚ	25 139 60-S	1	Plug-Allen Hd., 1/8 Pipe
Ⓛ	24 041 23-S	1	Gasket, Breather
Ⓜ	24 096 86-S	1	Cover-Breather
Ⓨ	M-645020-S	4	Screw-Hex. Flange, M6x1.0x20
Ⓩ	25 237 14-S	1	Clamp-Hose
Ⓚ	24 326 26-S	0	Hose-Breather



## Ignition / Electrical Assembly Kohler CH20S-64647

Ref	Part No.	Qty.	Description
❶	28 085 02-S	1	Kit, Stator W/connectors (Includes 17)
❷	24 126 71-S	1	Bracket-Stator Wire
❸	M-545030-S	2	Screw-Cap, Hex
❹	24 584 01-S	2	Module-Ignition
❺	M-545020-S	4	Screw-Hex. Flange, M5x0.8x20
❻	24 025 01-S	1	Flywheel
❼	X-42-15-S	1	Key
❽	12 468 03-S	1	Washer-Plain, 3/8in
❾	12 086 14-S	1	Screw-Hex. Flange, M10x1.5x46
❿	24 157 01-S	1	Fan
⓫	25 086 47-S	4	Bolt-Shoulder, M6x1.0x16
⓬	24 162 03-S	1	Screen, Grass
⓭	24 018 03-S	1	Retainer, Grass Screen
⓮	25 403 05-S	1	Rectifier-Regulator 25 Amp
⓯	X-25-92-S	2	Washer-Plain 3/16
⓰	24 086 18-S	2	Screw-Phillips Hd., 11-16x7/8
⓱	236602-S	1	Connector Rectifier-Regulator (3 Contact)
⓲	235173-S	1	Clip-Cable (Clamps Wires To Intake Manifold)
⓳	X-25-63-S	1	Washer-Plain, 1/4in
⓴	48 154 02-S	1	Clip-Cable (B+ Lead)
⓵	12 132 06-S	2	Plug-Spark

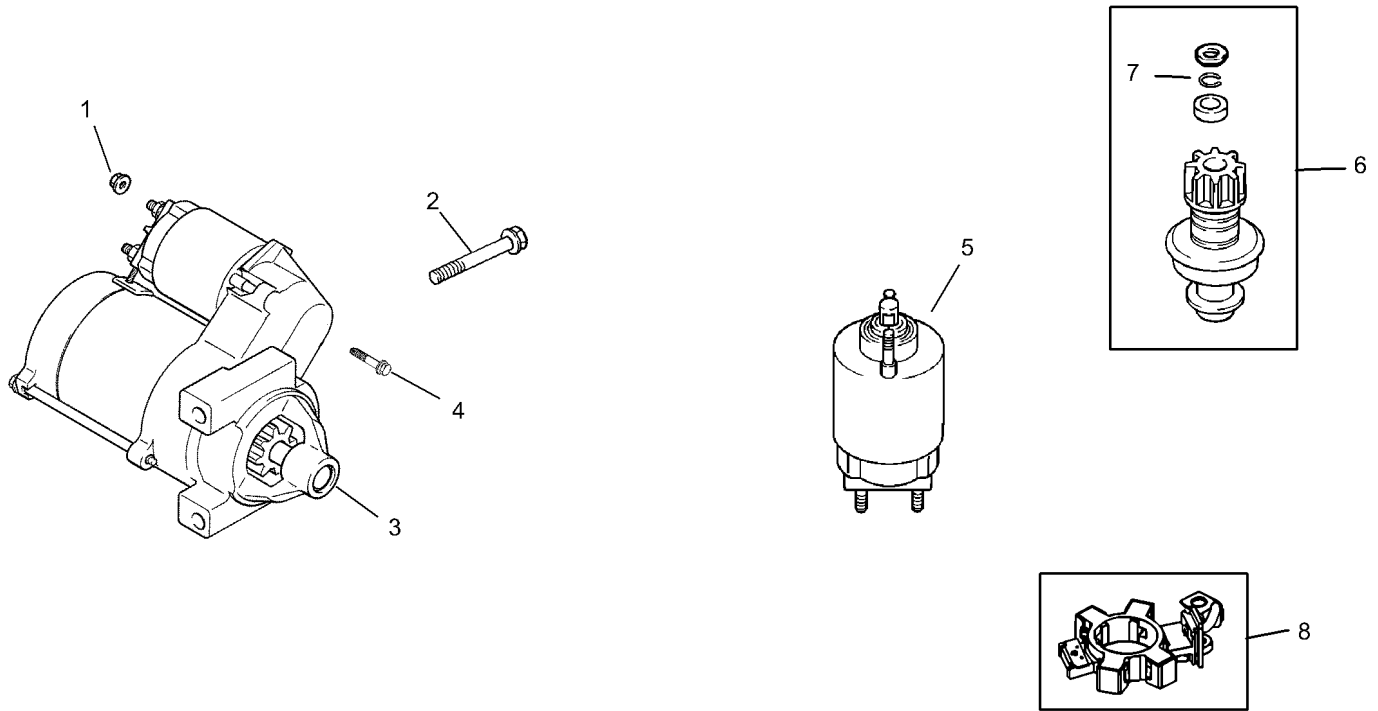
Ref	Part No.	Qty.	Description
⓶	24 518 12-S	1	Lead, Black (6in – 12 Gauge – Insulated Grip Barrel)
⓷	24 176 72-S	1	Harness-Wiring
⓸	X-22-11-S	1	Washer, Lock 1/4in (Used To Ground Rectifier-Regulator)
⓹	25 454 03-S	2	Tie-Wire



## Blower Housing and Baffle Assembly Kohler CH20S-64647

Ref	Part No.	Qty.	Description
1	24 027 175-S	1	Housing, Blower (Includes 2-4)
2	24 100 02-S	2	Nut-Plastic
3	25 139 16-S	1	Plug-Button 9/16in
4	24 100 01-S	3	Nut-Plastic
5	M-551016-S	1	Screw-Hex. Flange, M5x0.8x16
6	M-545016-S	3	Screw-Hex. Flange, M5x0.8x16
7	M-545020-S	4	Screw-Hex. Flange, M5x0.8x20
8	24 146 16-S	1	Plate-Backing, #2 Side
9	M-645016-S	6	Screw-Hex. Flange, M6x1.0x16
10	24 063 20-S	1	Baffle-Cylinder Barrel, #2 Side
11	24 063 17-S	1	Baffle-Valley, #2 Side
12	M-545010-S	2	Screw-Hex. Flange, M5x0.8x10
13	24 063 59-S	1	Baffle-Valley, #1 Side
14	24 063 58-S	1	Baffle-Cylinder Barrel, #1 Side
15	24 146 20-S	1	Plate-Backing, #1 Side
16	M-639010-S	4	Screw-HF
17	24 063 13-S	1	Baffle-Ducted Air, #1 Side
18	24 126 04-S	2	Bracket-Support
19	24 063 12-S	1	Baffle-Ducted Air, #1 Side
1	24 113 12-S	1	Decal

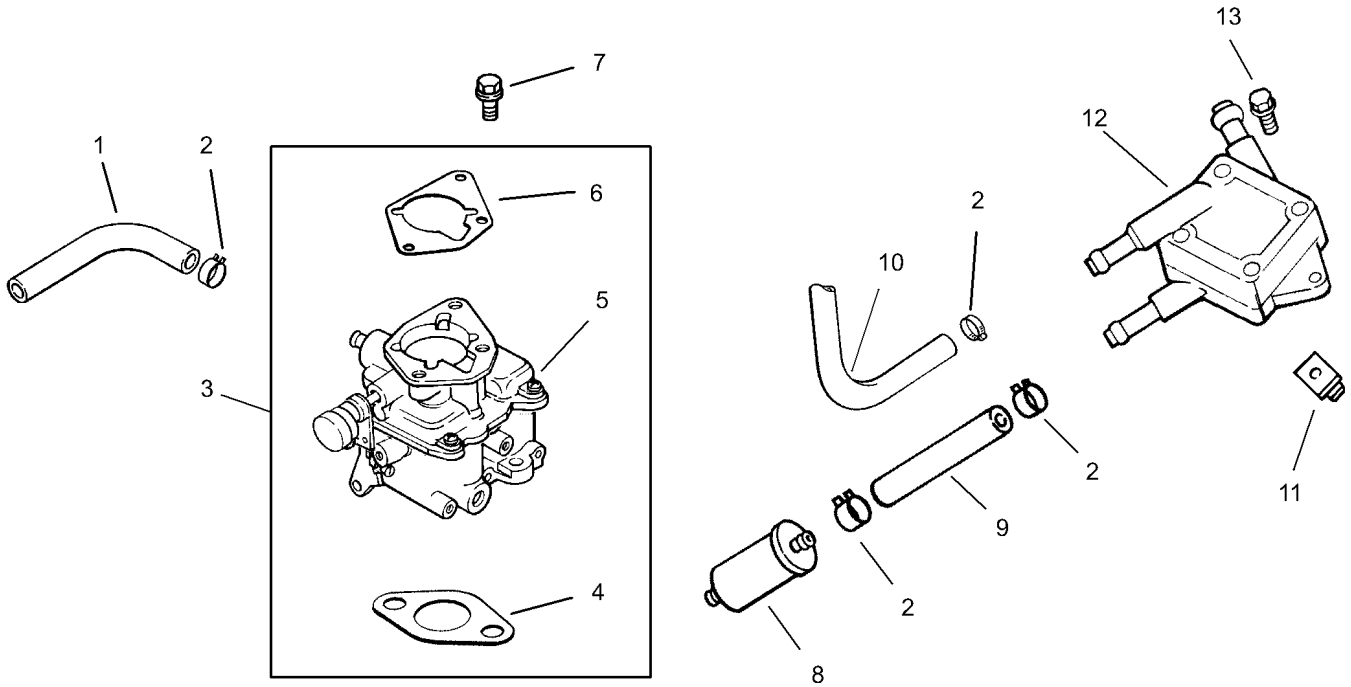
--	--	--	--



## Starting System Kohler CH20S-64647

Ref	Part No.	Qty.	Description
❶	M-841080-S	1	Nut-Hex. Flange, M8x1.25
❷	M-839080-S	2	Screw-Hex. Flange, M8x1.25x80
❸	24 098 09-S	1	Starter, Solenoid Shift Asm (Includes 4-18)
❹	25 086 113-S	3	Screw-External Torx Hd.
❺	25 435 05-S	4	Kit, Solenoid (Includes 4)
❻	25 755 33-S	7	Kit, Pinion Drive (Includes 7)
❼	25 141 05-S	1	Ring
❽	25 221 01-S	1	Kit, Brush

--	--	--	--



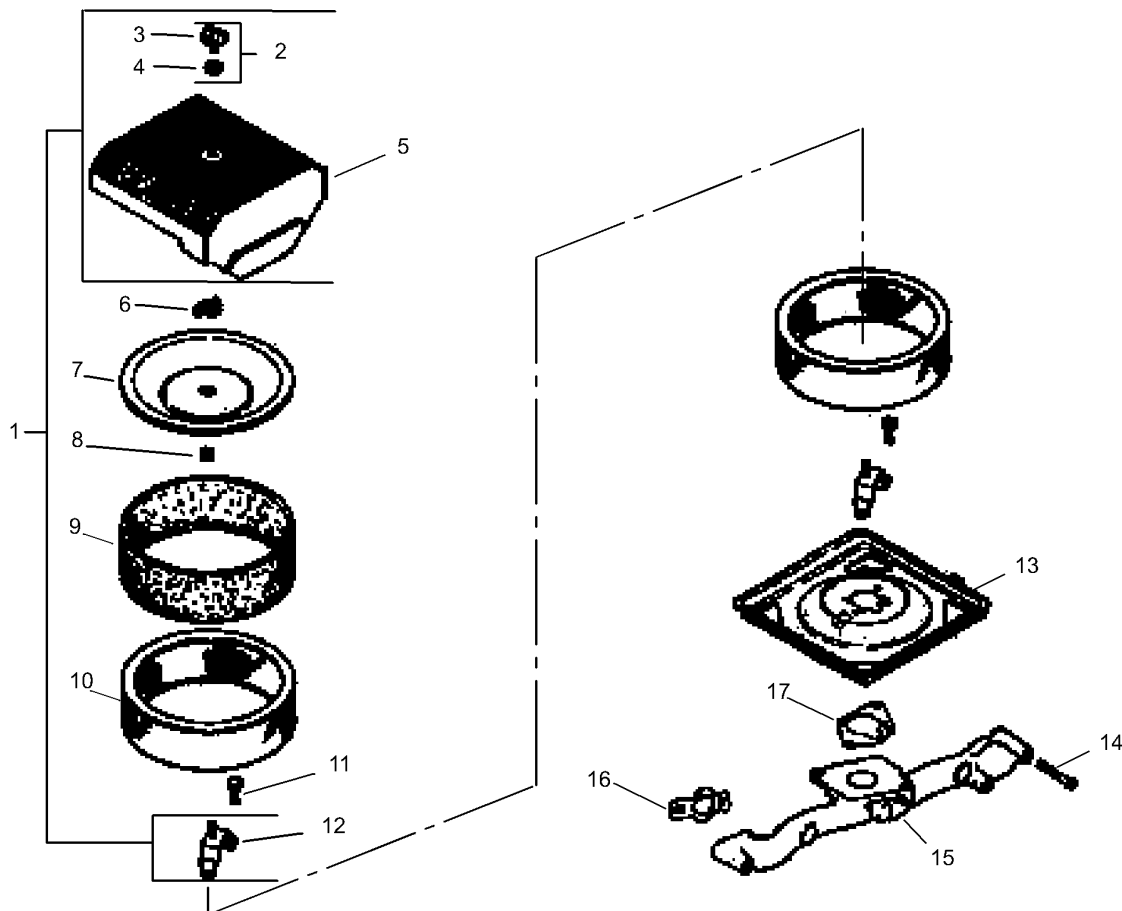
## Fuel System Assembly Kohler CH20S-64647

Ref	Part No.	Qty.	Description
❶	25 353 32-S	1	Line-Fuel
❷	25 237 14-S	6	Clamp-Hose
❸	24 853 33-S	1	Kit, Carburetor W/gasket (Includes 4-6)
❹	24 041 06-S	1	Gasket-Air Cleaner Base
❺		1	Carburetor Assembly (Includes 24 75701-S, 24 757 02-S, 24 757 03-S, 24 757 07-S, 24 757 08-S & 24 757 09-S)2405333 (For Information Only Not Available Separately)
❻	24 041 17-S	1	Gasket-Carburetor
❼	M-651030-S	2	Screw-Hex. Flange, M6x1.0x30
❽	24 050 02-S	1	Filter, Fuel
❾	25 353 15-S	1	Line-Fuel, 3-1/2"
❿	24 353 02-S	1	Line-Fuel, 15-3/4 (Pump To Fitting)
⓫	24 100 01-S	2	Nut-Plastic
⓬	24 393 16-S	1	Pump-Fuel
⓭	24 086 12-S	2	Screw-Hex. Hd., M6x1.7x18
⓮	24 755 125-S	1	Kit, High Altitude W/gaskets
⓯	24 757 01-S	1	Kit, Solenoid
⓰	24 757 02-S	1	Kit, Float
⓱	24 757 03-S	1	Kit, Carburetor Repair
⓲	24 757 07-S	1	Kit, Choke Repair

Ref	Part No.	Qty.	Description
⓳	24 757 08-S	1	Repair Kit, Accelerator Pump Seal And Bushing
⓴	24 757 09-S	1	Repair Kit, Accelerator Pump Diaphragm

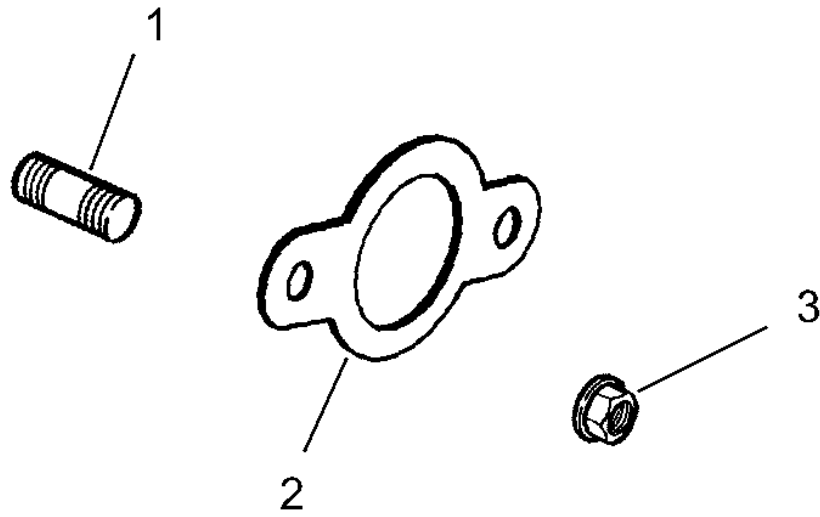






## Air Intake / Filtration Assembly Kohler CH20S-64647

Ref	Part No.	Qty.	Description
1	24 743 05-S	1	Kit, Air Cleaner Cover (Includes 2-5,12)
2	54 755 01-S	1	Kit, Knob With Seal (Includes 3,4)
3	25 341 03-S	1	Knob-Cover
4	24 153 20-S	1	O-Ring
5	24 096 67-S	1	Cover-Air Cleaner
6	12 100 01-S	1	Nut-Wing
7	24 096 01-S	1	Cover-Inner Air Cleaner
8	24 032 03-S	1	Seal, Inner Air Cleaner
9	24 083 02-S	1	Element, Precleaner
10	47 083 03-S	1	Element, Air Cleaner
11	M-639016-S	3	Screw, Hex. Flange M6x1.0x16
12	24 126 21-S	1	Bracket, Air Cleaner
13	24 094 24-S	1	Base, Air Cleaner
14	25 086 84-S	4	Screw-Hfh
15	24 164 14-S	1	Manifold
16	24 041 01-S	2	Gasket-Intake Manifold
17	24 041 06-S	1	Gasket-Air Cleaner Base

## Exhaust Assembly Kohler CH20S-64647

Ref	Part No.	Qty.	Description
①	25 072 04-S	4	Stud-M8x1.25x33
②	24 041 49-S	2	Gasket-Exhaust
③	M-841080-S	4	Nut-Hex. Flange, M8x1.25
①②	24522295	1	Short Block ASM
①②	2478215	1	Miniblock
①②	24 755 107-S	1	Gasket Set

