



Groundsmaster® 580-D

Model No. 30581 - 240000001 and up.

Parts Catalog

Ordering Replacement Parts

To order replacement parts, please supply: the part number, the quantity, and the description of each part desired.

Understanding Reference Numbers

Each identified part in an illustration has a reference number. The reference number for a part also appears in the parts list, along with other information about the part.

This catalog uses two special reference number formats, one to indicate parts in a service assembly and another to indicate the quantity of a given part in an illustration.

Service Assembly Reference Numbers

Parts in service assemblies have reference numbers in the form **a:b**. The **a** represents the reference number of the entire service assembly and the **b** represents a sequential number unique to each part within the service assembly.

For example, a wheel assembly might be identified by reference number 6, the tire by **6:1**, the valve by **6:2**, and the wheel by **6:3**. When you order the assembly identified by reference number 6, you receive all parts identified by reference numbers 6:1, 6:2, and 6:3. However, you may also order any part individually. Reference numbers of this type appear in illustrations and in part lists.

Reference Numbers Indicating Quantity

In an illustration, if a reference number indicates more than one part, the reference number has the form **nX y**. The **n** represents the quantity of the part, the **X** is the multiplication symbol, and the **y** represents the reference number.

For example, in an illustration, the reference number **2X 37** means that two of the parts identified by reference number 37 are indicated.

Part Description Abbreviations

Part descriptions in this catalog may include the following abbreviations.

AR.	as required	HYD.	hydraulic
ASM.	assembly	INC.	incorporated
CARR.	carriage	LH.	left hand
DEG.	degrees	NI.	nylon insert
FH.	flat head	PPH.	phillips pan head
GA.	gauge	PTH.	phillips truss head
HF.	hex flange	PTO.	power take off
HH.	hex head	RH.	right hand
HHF.	hex head flange	SFH.	slotted fillister head
HHFTF.	hex head flange thread forming	SHH.	slotted hex head
HJ.	hex jam	SHWH.	slotted hex washer head
HLH.	hex lag head	SPH.	slotted pan head
HOC.	height-of-cut	SQH.	square head
HS.	hex	SRH.	slotted round head
HSBH.	hex socket button head	STD.	standard
HSFH.	hex socket flat head	TAP.	self tapping
HSH.	hex socket head	TTH.	torx truss head
HWH.	hex washer head	WH.	wing head
HWHTF.	hex washer head thread forming		

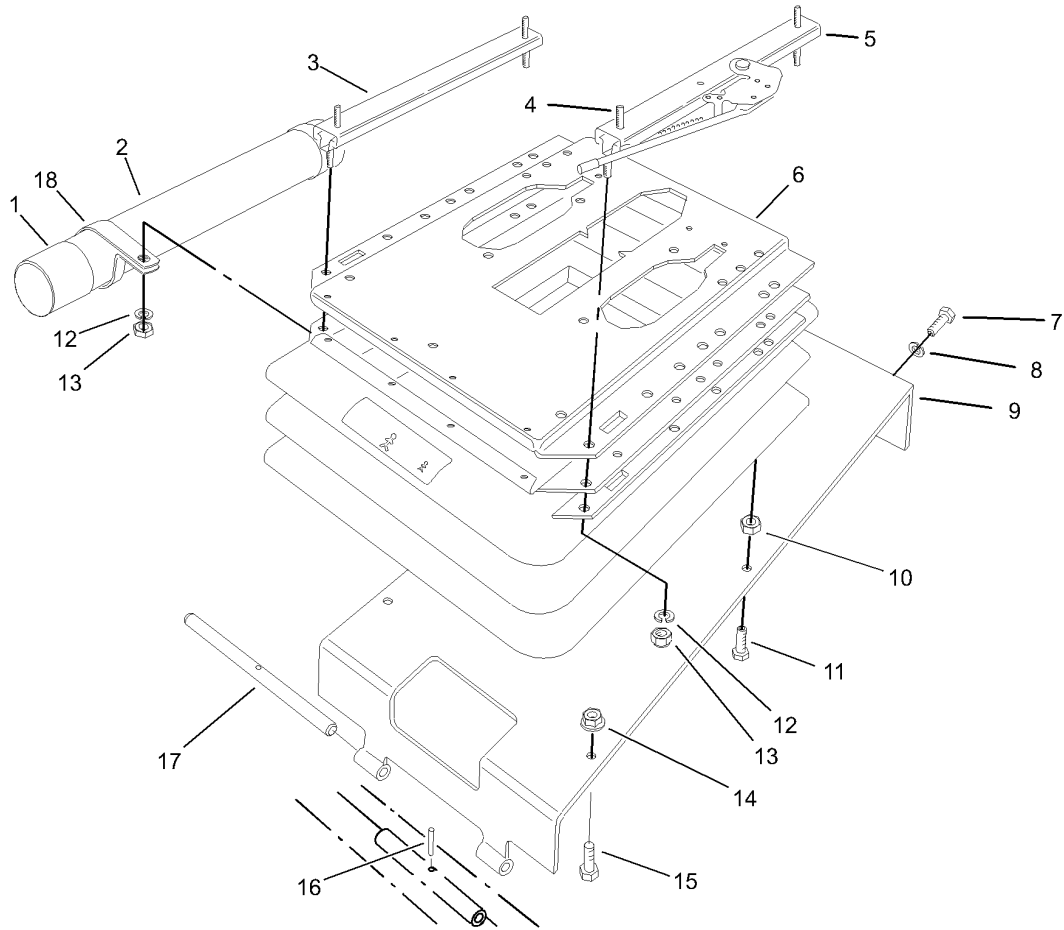
Footnotes

❶ Not illustrated

❷ Not serviced separately

Contents

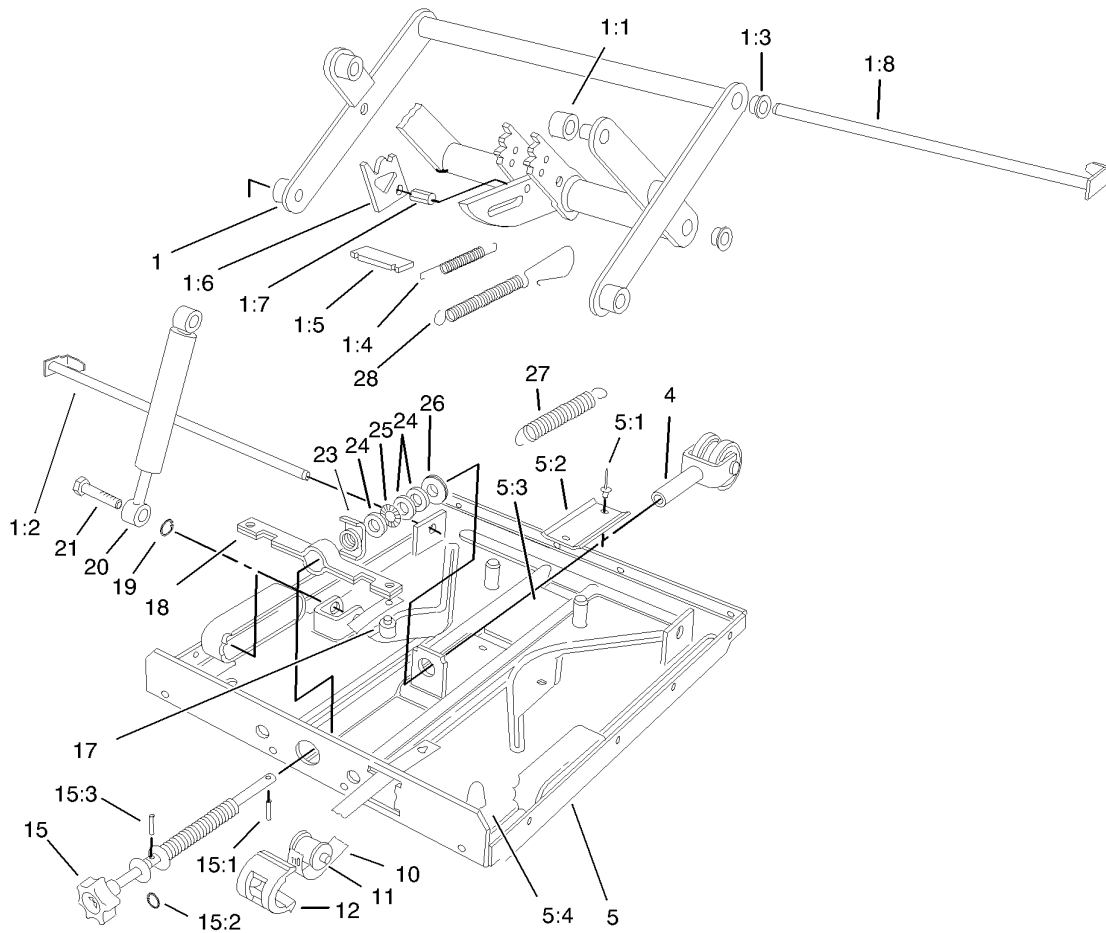
Description	Page	Description	Page
Seat Assembly 4	Air Cleaner Assembly No. 98-0800 52
Seat Pivot and Bellow Assembly 5	Battery Frame Assembly 53
Seat Suspension Assembly 6	Deck Manifold Assembly No. 95-5908 55
Steering Tower Assembly 7	Rear Axle Assembly 56
Steering Valve Assembly No. 106-0270 9	Hydraulic Cylinder Assembly No. 98-0661 58
Steering Brake Assembly 10	Front Lift Arm Assembly 59
Service Brake Assembly 11	Hydraulic Cylinder Assembly No. 92-4971 61
Master Cylinder Assembly No. 69-2640 12	Wing Deck Lift Assembly 62
Traction Pedal and Cruise Control Assembly 13	Outer Wing Deck Lift Assembly 64
Housing, Throttle and Upper Control Panel Assembly 14	Hydraulic Cylinder Assembly No. 74-2170 65
Control Box and Lower Control Panel Assembly 16	Wing Deck Latch Assembly 66
Lift Valve Installation Assembly 18	Deck Motor Assembly 67
Lift Valve Assembly No. 69-1780 19	Hydraulic Motor Assembly No. 94-4907 68
Counterbalance Manifold Installation Assembly 20	Cylinder Head Assembly 69
Counterbalance Manifold Assembly No. 95-5907 21	Valve Mechanism Assembly 70
Frame Assembly 22	Rocker Cover and Camshaft Assembly 71
Hydraulic Compartment Assembly 23	Crankcase Assembly 72
Hydraulic Line Assembly 25	Flywheel Housing and Main Metal Assembly 73
Hydraulic Line Clamp Assembly 26	Timing Gear Case and Timing Gear Assembly 74
Fuel Tank Assembly 27	Oil Pan and Oil Level Assembly 75
Hydraulic Tank Assembly 28	Piston and Connecting Rod Assembly 76
Hydraulic Filter Assembly 29	Crankshaft and Flywheel Assembly 77
Variable Displacement Pump Installation Assembly 30	Inlet and Exhaust Manifold Assembly 78
Hydraulic Pump Assembly No. 93-9322 32	Oil System Assembly 79
Driveshaft Assembly No. 106-0376 34	Cooling System Assembly 80
Hydraulic Gear Pump Assembly No. 69-2220 35	Fuel Injection Pump Mount Assembly 81
Front Wheel Assembly 36	Nozzle Assembly 82
Planetary Gear Drive Assembly No. 69-1730-03 38	Injection Pump Assembly 83
Hydraulic Motor Assembly No. 69-3050 39	Governor Assembly 85
Wheel Brake Assembly 40	Feed Pump Assembly 87
Cowl Assembly 41	Fuel Filter Assembly 88
Hood Assembly 42	Electrical Components Assembly 89
Radiator and Oil Cooler Assembly 43	Alternator Assembly 90
Engine Installation Assembly 45	Overhaul Gasket Kit Assembly (Continued) 91
Fuel Filter Assembly No. 69-1750 47	Overhaul Gasket Kit Assembly 92
Double Gear Pump Installation Assembly 48		
Double Gear Pump Assembly No. 69-2050-03 49		
Fan Drive Assembly 50		
Muffler and Air Cleaner Assembly 51		



Seat Pivot and Bellow Assembly

Ref	Part No.	Qty.	Description
1	104-7048	1	Cap-Housing
2	104-7050	1	Housing-Manual
3	66-8530	1	Adjuster
4	3230-22	1	Screw-CARR
5	82-9060	1	Adjuster ASM W/handle
6	71-0480	1	Seat-Suspension
7	323-6	2	Screw-HH
8	3253-21	2	Washer-Lock
9	83-6660-03	1	Bracket-Support, Seat
10	33015-00	2	Nut-Hex
11	33115-025	2	Screw-HH
12	3256-23	4	Washer-Flat
13	3296-29	4	Nut-Lock, NI
14	33004-00	2	Nut-HF
15	33104-020	2	Screw-HHF
16	32121-4	1	Pin-Roll
17	27-4720	1	Shaft-Seat Pivot
18	2412-133	2	R-Clamp

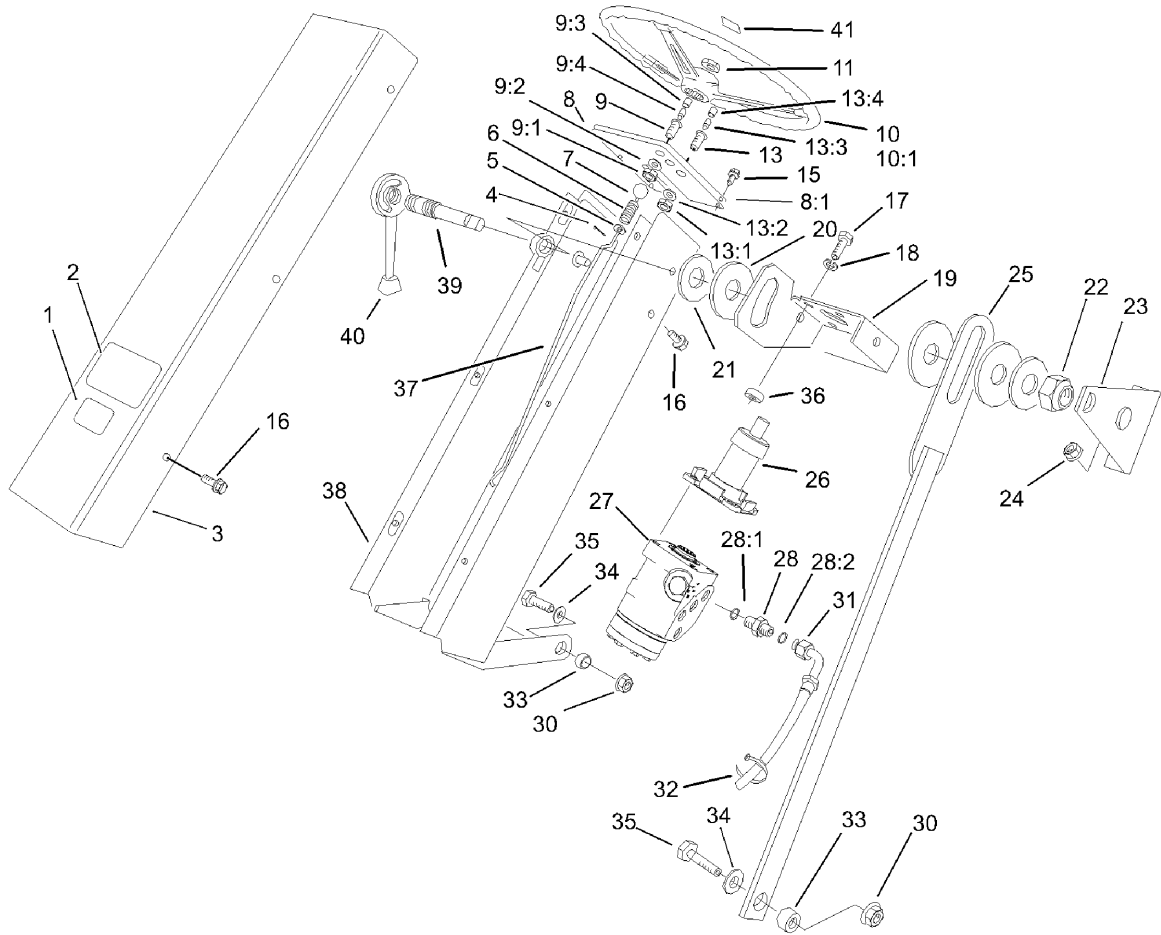
--	--	--	--



Seat Suspension Assembly

Ref	Part No.	Qty.	Description
1	71-2200	1	Swing Arm ASM
1:1	40-4010	4	Roller
1:2	71-2170	1	Pin
1:3	71-2180	4	Bearing
1:4	40-4350	2	Spring-Coil
1:5	40-4360	1	Plate
1:6	40-4380	2	Bracket-Release
1:7	40-4370	1	Bolt
1:8	71-2190	1	Pin
4	71-2290	1	Fork And Triple Bearing ASM
5	71-2310	1	Plate-Suspension, Lower
5:1	40-4090	2	Rivet
5:2	40-4080	1	U-Track
5:3	40-4120	1	Rubber
5:4	71-2300	2	Bumper-Rubber
10	71-2280	1	Band-Indicator, Weight
11	40-4150	1	Roller
12	40-4160	1	Guide-Sleeve
15	71-2240	1	Knob ASM
15:1	71-2210	1	Pin
15:2	71-2230	1	Ring-Snap
15:3	71-2220	1	Pin
17	40-4230	1	Plug
18	71-2250	1	Bracket-Spring

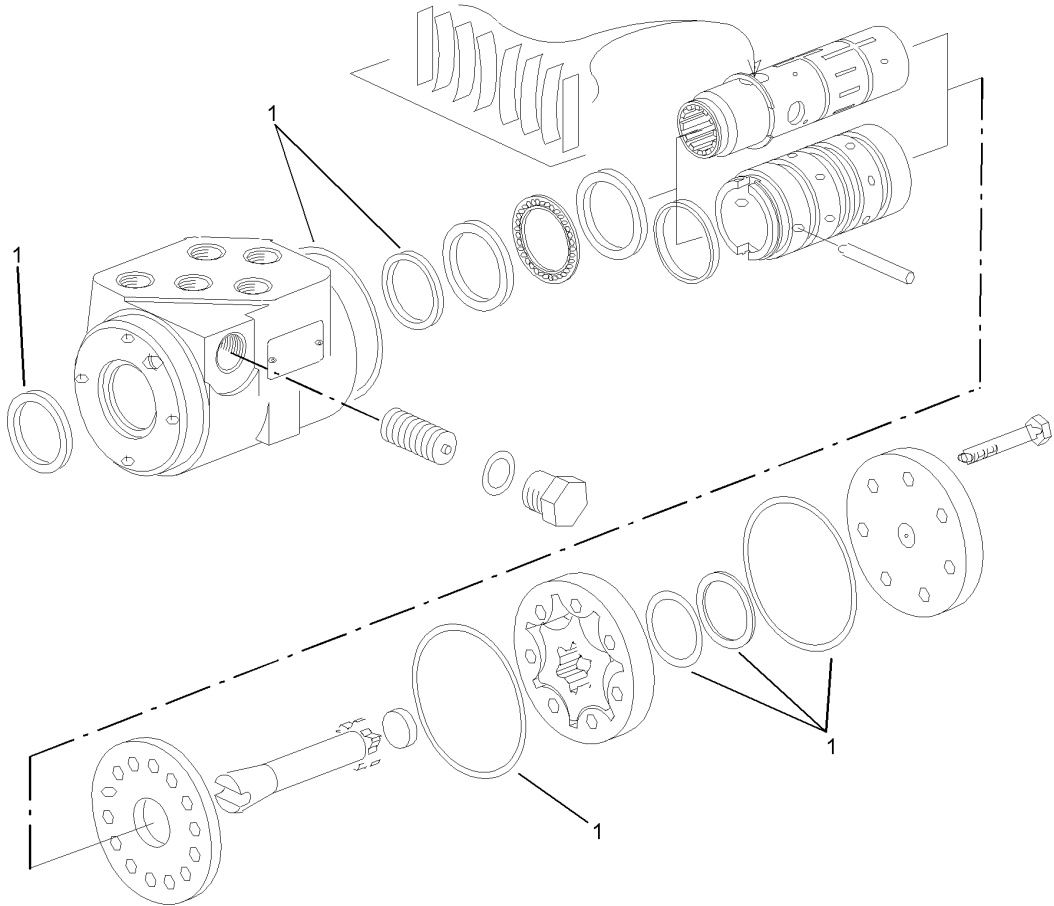
Ref	Part No.	Qty.	Description
19	71-2330	2	Ring-Snap
20	71-2340	1	Absorber-Shock
21	71-2320	2	Pin
23	71-2270	1	Nut-Special
24	40-4070	3	Washer
25	40-4310	1	Bearing-Thrust, Needle
26	40-4060	1	Washer-Rubber
27	71-2260	2	Spring
28	40-4340	1	Spring-Coil



Steering Tower Assembly

Ref	Part No.	Qty.	Description
1	93-7252	1	Decal
2	62-5550	1	Decal-Logo
3	69-8510-01	1	Cover-Tower, Steering
4	3272-5	1	Pin-Cotter
5	3256-22	1	Washer-Flat
6	95-1821-03	1	Spring-Compression
7	233-17	1	Knob
8	106-0483	1	Steering Tower ASM
8:1	106-0390	1	Decal-Steering Tower
9	44-2210	1	Light-Indicator, Red
9:1	218-535	1	Nut-Hex
9:2	218-536	1	Washer-Lock
9:3	218-533	1	Lens
9:4		1	Bulb
10	98-1471	1	Wheel-Steering
10:1	98-1468	1	Cover-Wheel, Steering
11	94-9952	1	Nut-Hex
13	44-2212	2	Amber Indicator Light ASM
13:1	218-535	1	Nut-Hex
13:2	218-536	1	Washer-Lock
13:3		1	Bulb
13:4	218-562	1	Lens
15	32144-64	4	Screw
16	3234-14	8	Screw-HHF

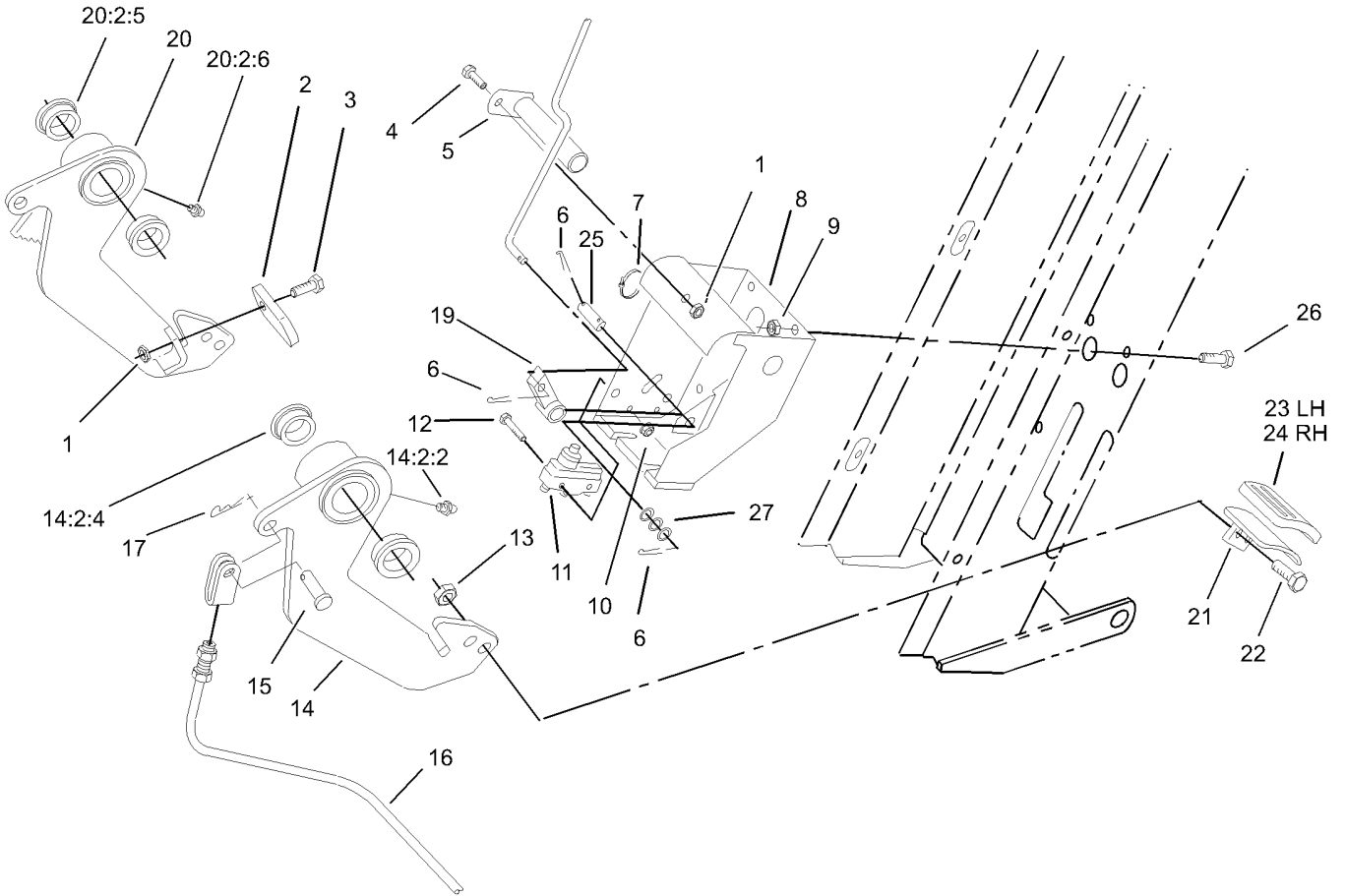
Ref	Part No.	Qty.	Description
17	33115-030	4	Screw-HH
18	48-9590	4	Washer-Lock
19	106-0293-03	1	Bracket-Gear, Steering
20	31-0390	3	Disc-Friction
21	20-9500	2	Washer
22	3296-49	1	Nut-Lock, NI
23	69-7740-03	1	Support-Gear, Steering
24	32128-20	2	Nut-HF
25	69-7760-03	1	Link-Gear, Steering
26	106-0271	1	Column-Steering
27	106-0270	1	Valve-Steering
28	340-1	4	Adapter
28:1	237-21	1	O-Ring
28:2	237-42	1	O-Ring
30	32128-23	3	Nut-HF
31	69-5500	4	Hose ASM
32	3290-378	13	Tie-Cable
33	28-0380	3	Spacer-Axle, Front
34	3256-26	3	Washer-Flat
35	325-5	3	Screw-HH
36	46-1600	4	Spacer
37	106-0331-03	1	Rod-Latch, Brake
38	69-8160-01	1	Tower-Steering
39	69-9230	1	Shaft-Pivot, Steering



Steering Valve Assembly No. 106-0270

Ref	Part No.	Qty.	Description
1	94-4099	1	Seal Kit

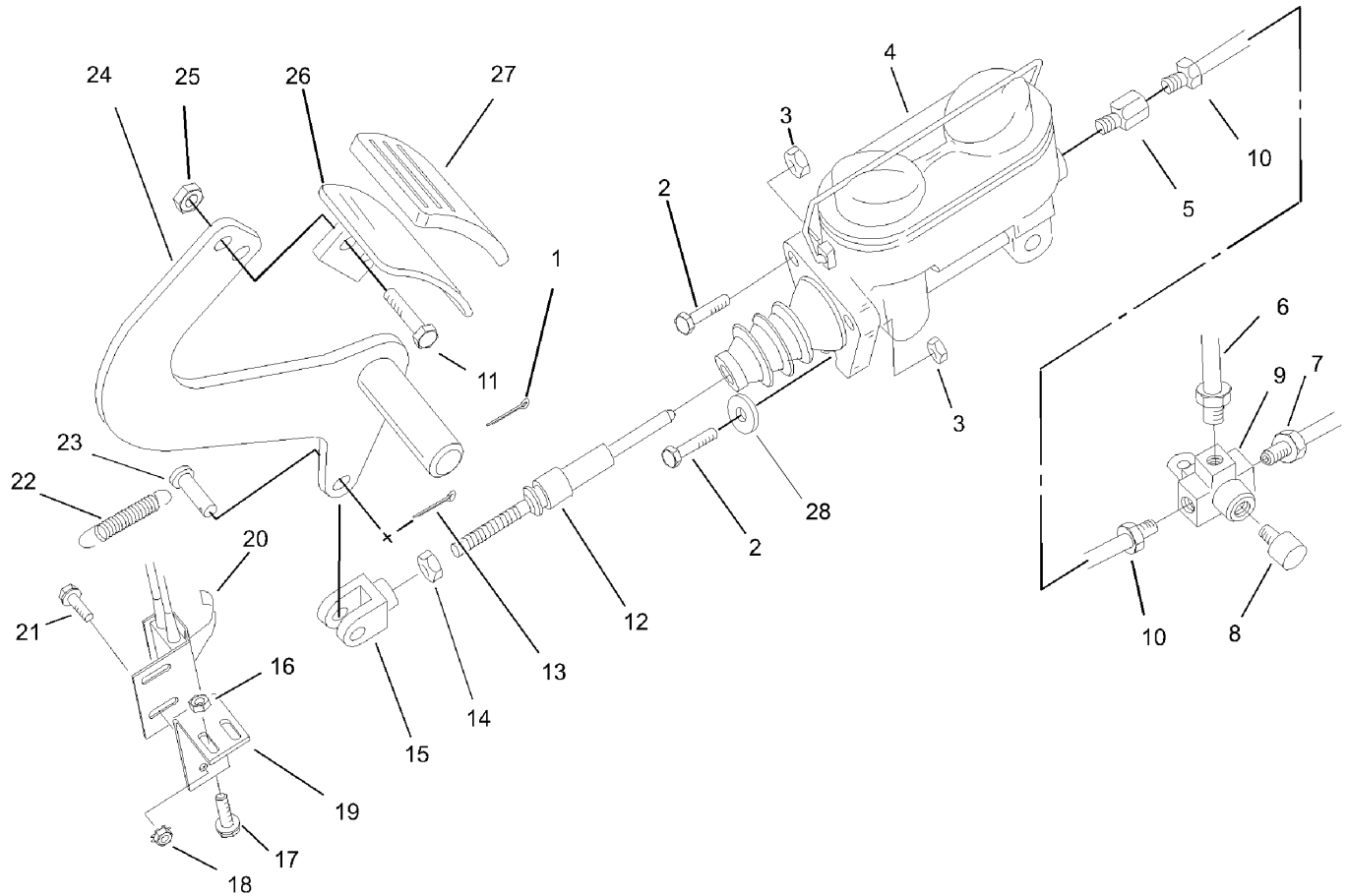
Ref	Part No.	Qty.	Description
-----	----------	------	-------------



Steering Brake Assembly

Ref	Part No.	Qty.	Description
1	32152-4	2	Nut-Hex
2	69-9210-03	1	Lever-Latch, Brake
3	321-4	1	Screw-HH
4	321-2	1	Screw-HH
5	69-7790-03	1	Pin
6	3272-6	2	Pin-Cotter
7	3290-378	1	Tie-Cable
8	69-7840-03	1	Mount-Brake
9	32128-20	4	Nut-HF
10	3296-9	2	Nut-Lock, NI
11	29-6163	1	Switch-Micro
12	3249-11	2	Screw-Machine
13	32152-1	4	Nut-Lock, NI
14	69-7880-03	1	Arm-Brake, LH
14:2:2	302-5	1	Fitting-Grease
14:2:4	256-247	2	Bushing-Flange
15	283-1	2	Pin-Clevis
16	69-5670	2	Cable-Brake
17	3290-307	2	Pin-Hair
19	69-7720-03	1	Pawl-Brake
20	69-7890-03	1	Arm-Brake, RH
20:2:5	256-247	2	Bushing-Flange
20:2:6	302-5	1	Fitting-Grease
21	69-7700-03	2	Pedal

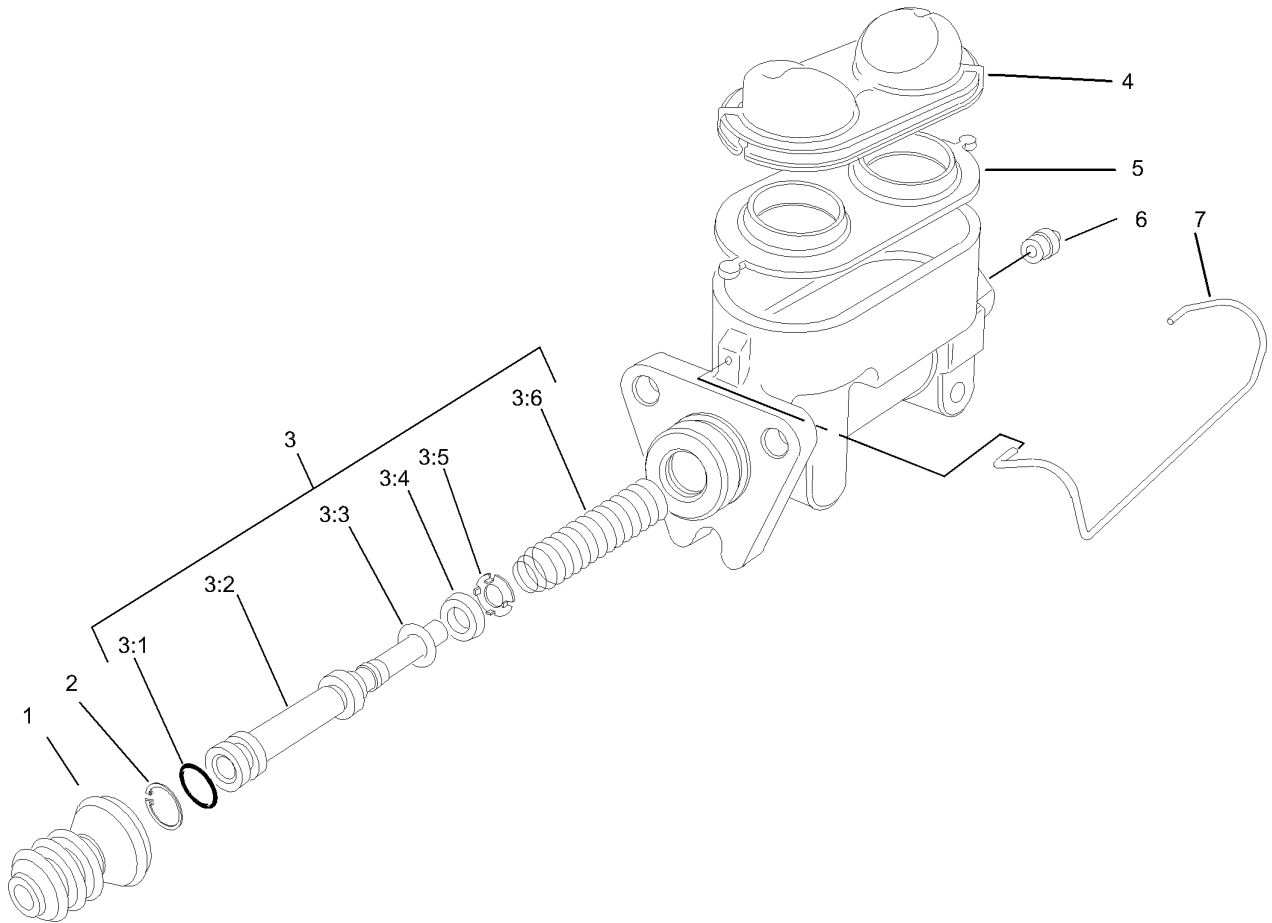
Ref	Part No.	Qty.	Description
22	322-4	4	Screw-HH
23	49-6171	1	Pad-Brake, LH
24	49-6172	1	Pad-Brake, RH
25	69-9200	1	Pin
26	3234-14	3	Screw-HHF
27	3256-22	4	Washer-Flat



Service Brake Assembly

Ref	Part No.	Qty.	Description
1	3272-12	1	Pin-Cotter
2	323-7	3	Screw-HH
3	32128-21	3	Nut-HF
4	69-2640	1	Cylinder-Master
5	353-994	1	Fitting-Brake
6	74-2530	1	Front Brake Tube ASM
7	74-2510	1	LH Brake Tube ASM
8	218-242	1	Switch-Light, Stop
9	218-243	1	Tee
10	74-2520	1	RH Brake Tube ASM
11	322-4	2	Screw-HH
12	69-9340	1	Shaft-Cylinder, Master
13	3272-10	1	Pin-Cotter
14	3220-2	1	Nut
15	282-2	1	Yoke
16	32149-2	2	Nut
17	3234-13	2	Screw-HHF
18	32127-11	2	Nut-Lock
19	93-7039-01	1	Bracket-Brake
20	93-7037	1	Switch
21	32144-1	2	Screw-Taptite
22	21-1830	1	Spring-Extension
23	283-1	1	Pin-Clevis
24	69-8750-03	1	Service Brake ASM

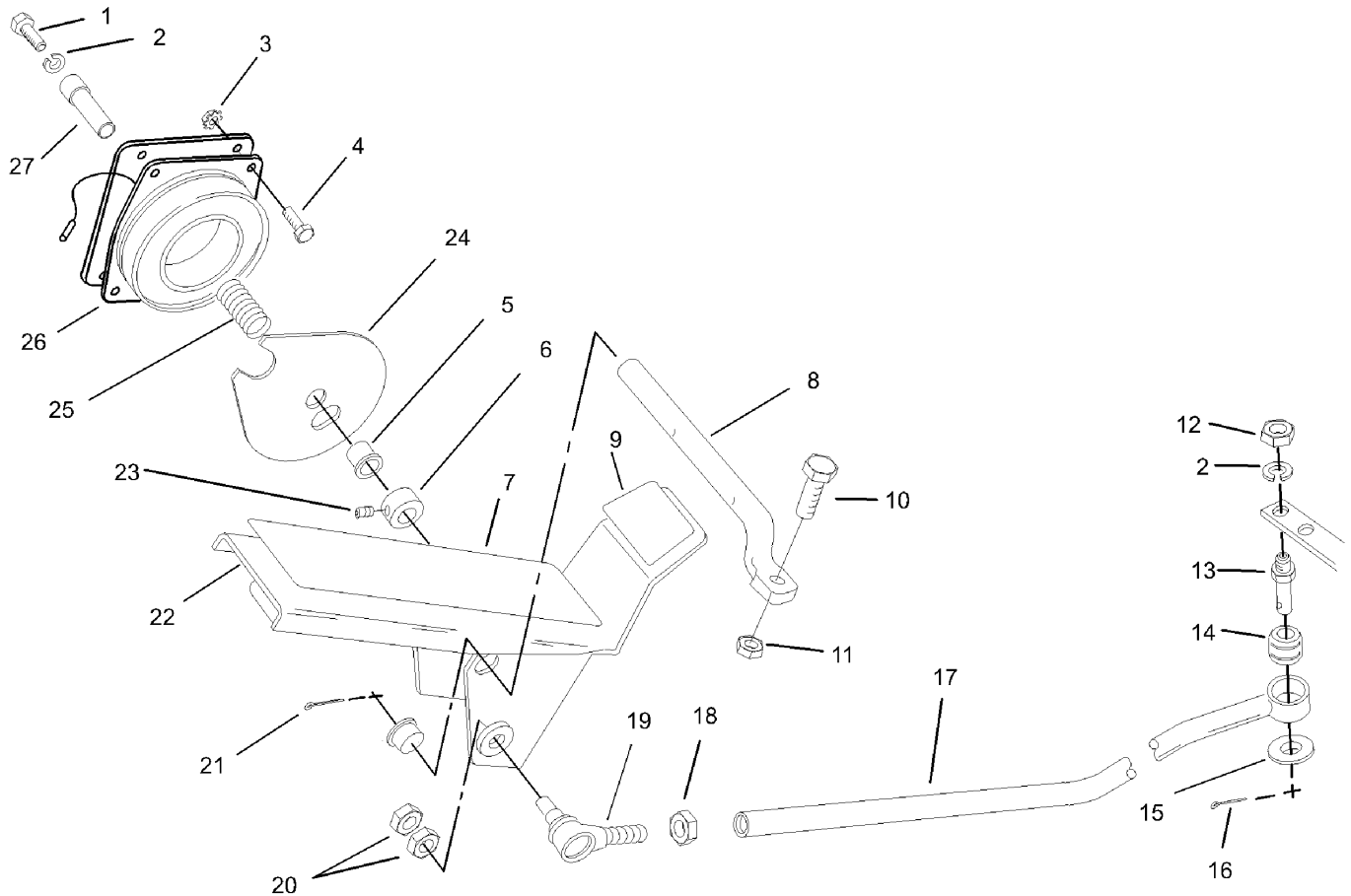
Ref	Part No.	Qty.	Description
25	32152-1	2	Nut-Lock, NI
26	69-7700-03	1	Pedal
27	49-6170	1	Pad-Brake
28	3256-24	1	Washer-Flat



Master Cylinder Assembly No. 69-2640

Ref	Part No.	Qty.	Description
1	69-2650	1	Boot-Cylinder, Master
2	69-2660	1	Ring-Snap
3	69-2730	1	Piston ASM
②3:1		1	Seal-Lip
②3:2		1	Piston
②3:3		1	Protector-Cup
②3:4		1	Cup-Pumping
②3:5		1	Retainer-Cup
②3:6		1	Spring-Return
4	69-2750	1	Cover-Reservoir
5	69-2760	1	Gasket-Diaphragm
6	69-2770	1	Seat-Tube
7	69-2740	1	Bail

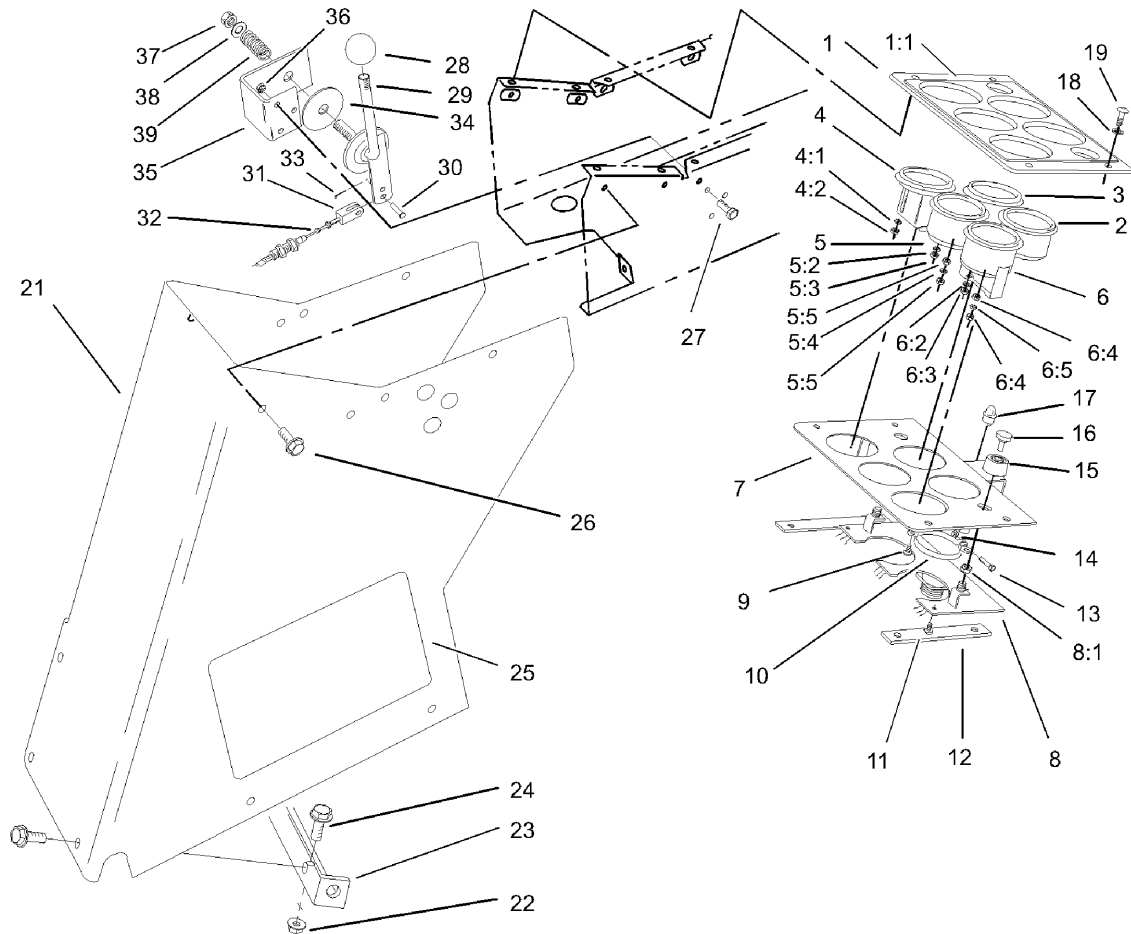
--	--	--	--



Traction Pedal and Cruise Control Assembly

Ref	Part No.	Qty.	Description
1	323-6	1	Screw-HH
2	3253-21	2	Washer-Lock
3	32149-2	4	Nut
4	321-3	4	Screw-HH
5	256-273	1	Bushing-Flange
6	43-6320	1	Collar
7	71-0440	1	Abrasive-Pedal
8	69-9390	1	Shaft-Pedal
9	71-0450	1	Abrasive-Pedal, Rear
10	3234-14	1	Screw-HHF
11	32128-20	1	Nut-HF
12	3217-7	1	Nut-Hex
13	69-9030	1	Post-Device, Neutral
14	23-2270	1	Bushing-Rubber
15	3256-6	1	Washer-Flat
16	3272-10	1	Pin-Cotter
17	74-2700-03	1	Rod-Control
18	3220-5-01	1	Nut-HJ
19	21-0141-03	1	RH Ball Joint ASM
20	3220-3	2	Nut-Jam
21	3272-7	2	Pin-Cotter
22	99-5347-03	1	Pedal-Traction
23	3245-32	1	Screw-HS
24	99-5348	1	Plate-Clutch

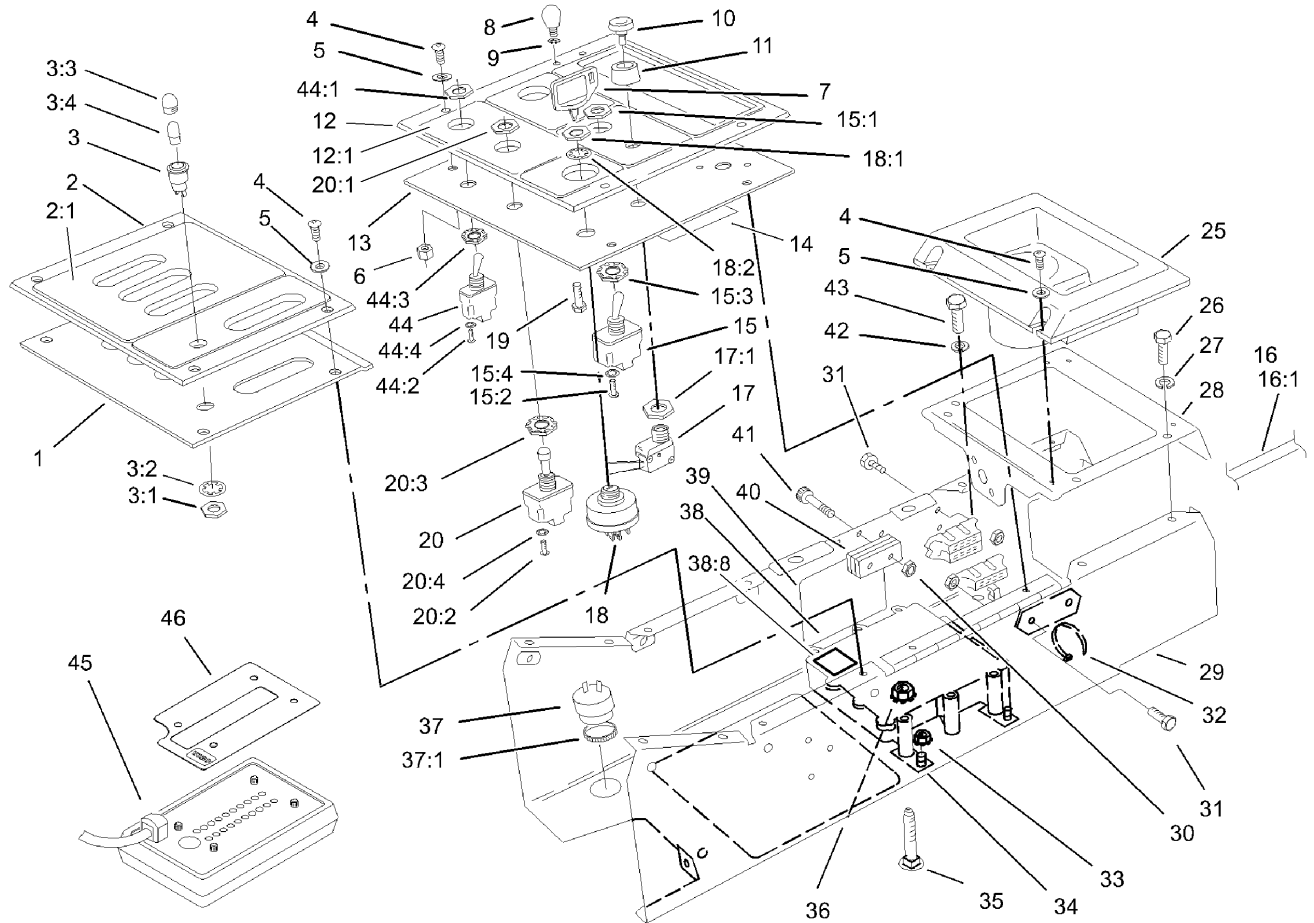
Ref	Part No.	Qty.	Description
25	43-6200	1	Spring-Compression
26	100-8016	1	Field Core Coil ASM
27	92-9701	1	Shaft-Cruise
28	3290-378	1	Tie-Cable



Housing, Throttle and Upper Control Panel Assembly

Ref	Part No.	Qty.	Description
1	106-0398	1	Gauge Panel ASM
1:1	106-0393	1	Decal-Panel, Gauge
2	71-4210	1	Cluster-Light, Warning
3	71-4200	1	Cluster-Light, Warning
4	66-2950	1	Gauge-Hourmeter
4:1	3255-20	2	Washer-Lock
4:2	3217-25	2	Nut-Hex
5	66-2940	1	Gauge-Fuel
5:2	3254-1	2	Washer-Lock, Int
5:3	3217-27	2	Nut-Hex
5:4	3255-24	3	Washer-Lock/ext
5:5	3217-16	3	Nut-Hex
6	63-7430	1	Gauge-Temperature
6:2	3254-1	2	Washer-Lock, Int
6:3	3217-27	2	Nut-Hex
6:4	3217-16	3	Nut-Hex
6:5	3255-24	3	Washer-Lock/ext
7	86-7410-03	1	Plate-Gauge
8	92-1771	1	Board-Instrument
8:1	218-498	2	Locknut
9	32144-19	4	Screw-SHWH
10	69-4780	2	Clamp-Gauge
11	32104-16	4	Screw-PPH
12	71-4250-03	2	Spacer-Panel

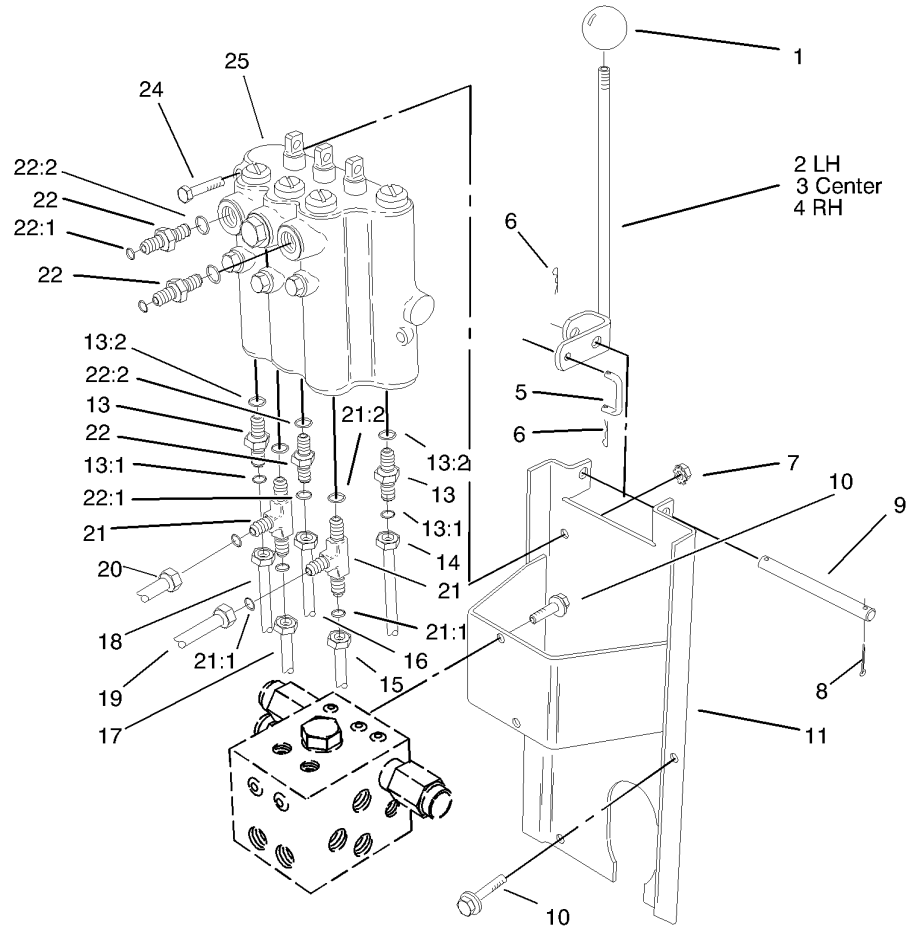
Ref	Part No.	Qty.	Description
13	32105-12	2	Screw
14	3296-2	2	Nut-Lock
15	43-6420	2	Bezel
16	43-6280	2	Button-Push
17	219-17	8	Bulb
18	3256-22	4	Washer-Flat
19	3290-133	4	Screw
21	69-9560-01	1	Housing-Control
22	32128-20	2	Nut-HF
23	69-8210-03	1	Support-Cover
24	3234-14	2	Screw-HHF
25	99-4416	1	Decal-Service
26	3234-7	11	Screw-HHF
27	321-3	3	Screw-HH
28	233-48	1	Knob
29	69-8040	1	Lever-Throttle
30	283-67	1	Pin-Clevis
31	282-28	1	Clevis-Adjustable
32	77-2990	1	Cable-Throttle
33	3272-1	1	Pin-Cotter
34	3-2858	1	Disc-Friction
35	69-9130-03	1	Bracket-Throttle
36	3296-42	3	Nut-Lock, NI
37	3296-23	1	Nut-Lock, NI



Control Box and Lower Control Panel Assembly

Ref	Part No.	Qty.	Description
1	100-3393-03	1	Plate-Lever, Lift
2	106-0482	1	Lift Control ASM
2:1	106-0392	1	Decal-Deck Lift Panel
3	44-2210	1	Light-Indicator, Red
3:1	218-535	1	Nut-Hex
3:2	218-536	1	Washer-Lock
3:3	218-533	1	Lens
3:4		1	Bulb
4	3290-133	12	Screw
5	3256-22	12	Washer-Flat
6	3296-42	4	Nut-Lock, NI
7	63-8360	1	Key-Ignition
8	233-66	1	Knob-Plastic
9	3253-15	1	Washer-Lock/sp
10	43-6280	2	Button-Push
11	43-6420	2	Bezel
12	106-0399	1	Control Panel ASM
12:1	106-0391	1	Decal-Control Panel
13	100-3392-03	1	Plate-Control
14	95-0831	1	Decal-Fuse
15	69-9740	1	Switch
15:1	218-498	2	Locknut
15:2	218-588	3	Screw
15:3	218-589	1	Nut And Lockwasher ASM

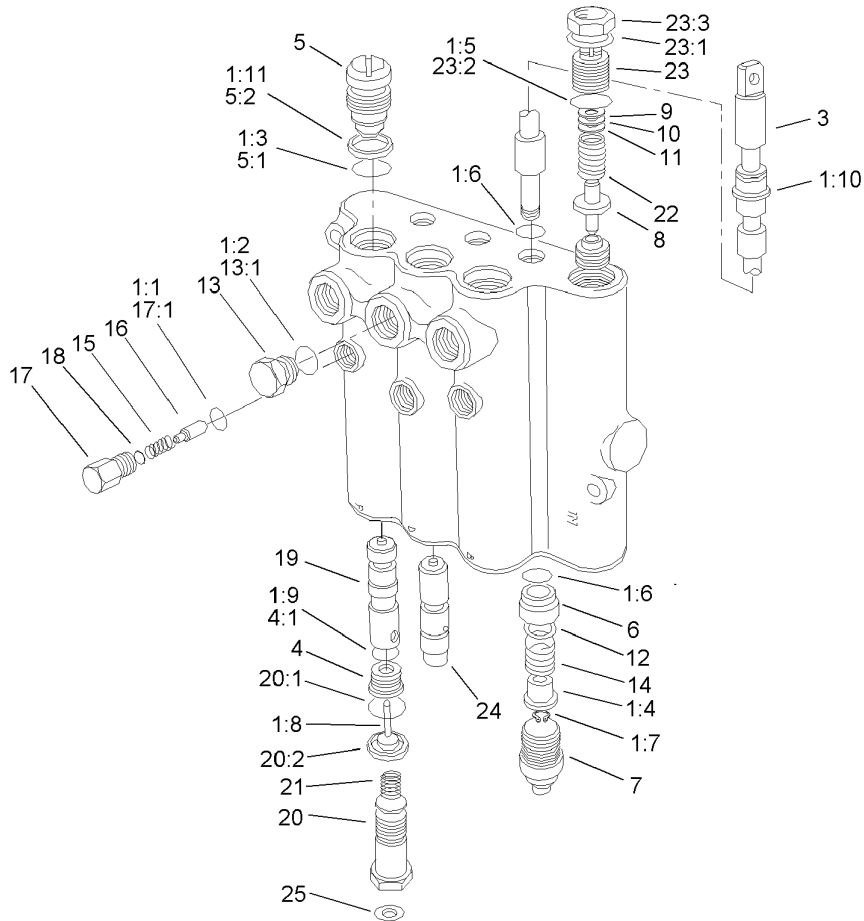
Ref	Part No.	Qty.	Description
15:4	3253-19	3	Washer-Lock
16	98-7309	1	Harness-Wire
16:1	106-0065	2	Link-Fusible
17	72-9760	2	Switch
17:1	218-498	1	Locknut
18	99-2319	1	Key-Switch
18:1	218-446	1	Nut-Hex
18:2	218-447	1	Washer-Lock
19	3290-392	1	Screw-HHF
20	69-9730	1	Switch-PTO
20:1	218-498	2	Locknut
20:2	218-588	3	Screw
20:3	218-589	1	Nut And Lockwasher ASM
20:4	3253-19	3	Washer-Lock
25	69-7040	1	Holder-Cup
26	321-3	4	Screw-HH
27	3253-3	4	Washer-Lock
28	71-2430-03	1	Plate-Rear
29	71-4130	1	Support-Control
30	3296-2	4	Nut-Lock
31	32105-13	4	Screw-SHH
32	3290-378	7	Tie-Cable
33	32149-7	3	Nut-Keps
34	92-8661	3	Tab



Lift Valve Installation Assembly

Ref	Part No.	Qty.	Description
1	233-42	3	Knob
2	69-7010	1	Lever-Valve, LH
3	69-6990	1	Lever-Valve, Center
4	69-7000	1	Lever-Valve, RH
5	69-9140	3	Link-Lever, Valve
6	3272-1	6	Pin-Cotter
7	32149-2	2	Nut
8	3272-6	2	Pin-Cotter
9	69-9150	1	Shaft-Lever, Valve
10	3234-14	6	Screw-HHF
11	69-7810-03	1	Bracket-Valve
13	340-3	2	Adapter
13:1	237-22	1	O-Ring
13:2	237-79	1	O-Ring
14	69-5860	1	Tube-HYD
15	69-5700	1	Tube-HYD
16	69-5720	1	Tube-HYD
17	69-5740	1	Tube-HYD
18	69-5870	1	Tube-HYD
19	69-5680	1	Tube-HYD
20	69-5890	1	Tube-HYD
21	340-86	2	Fitting-Hyd, Tee
21:1	237-22	2	O-Ring
21:2	237-42	1	O-Ring

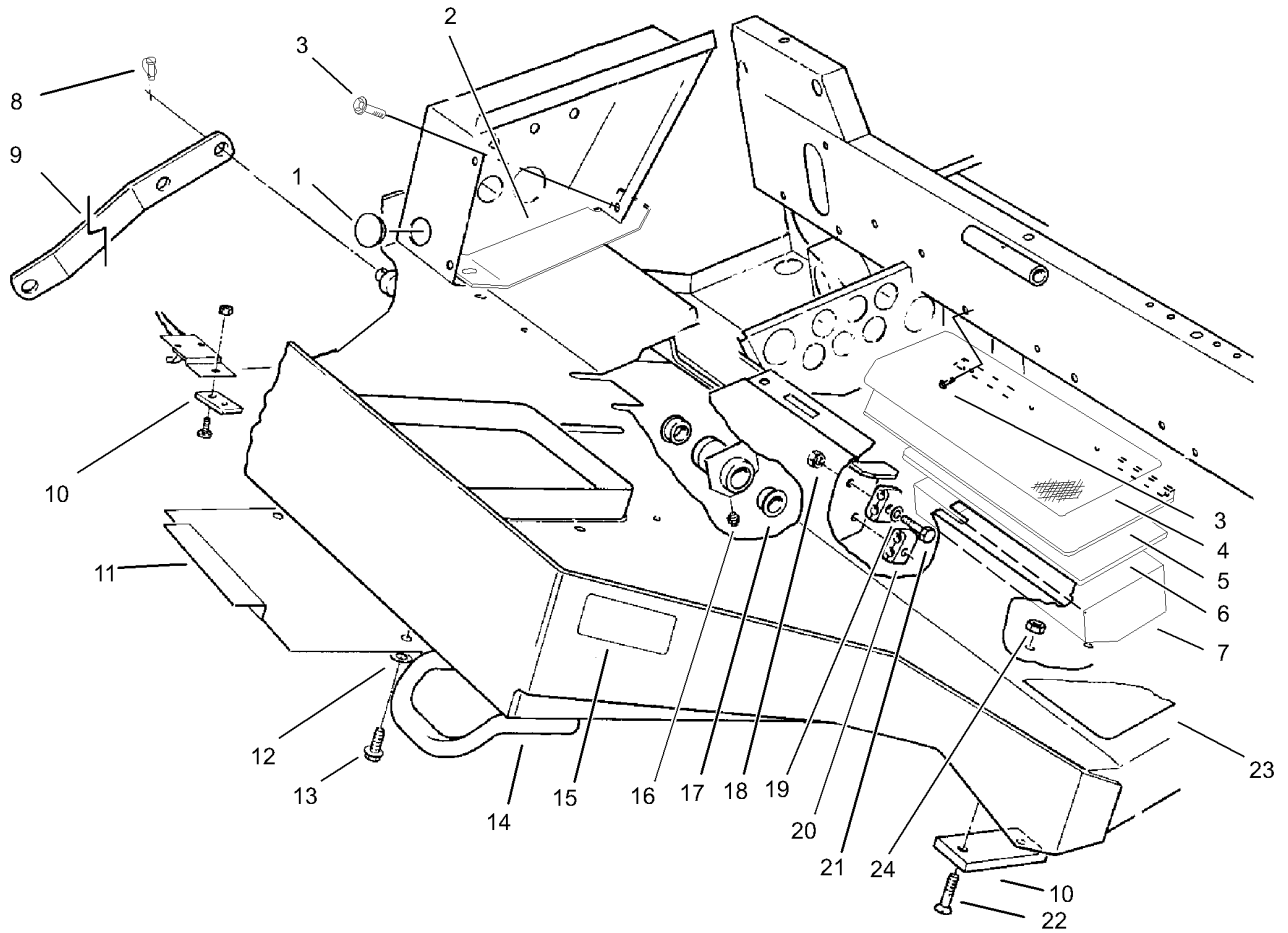
Ref	Part No.	Qty.	Description
22	340-2	3	Fitting-Hyd, Straight
22:1	237-22	1	O-Ring
22:2	237-42	1	O-Ring
24	321-10	2	Screw-HH
25	69-1780	1	Control Valve ASM



Lift Valve Assembly No. 69-1780

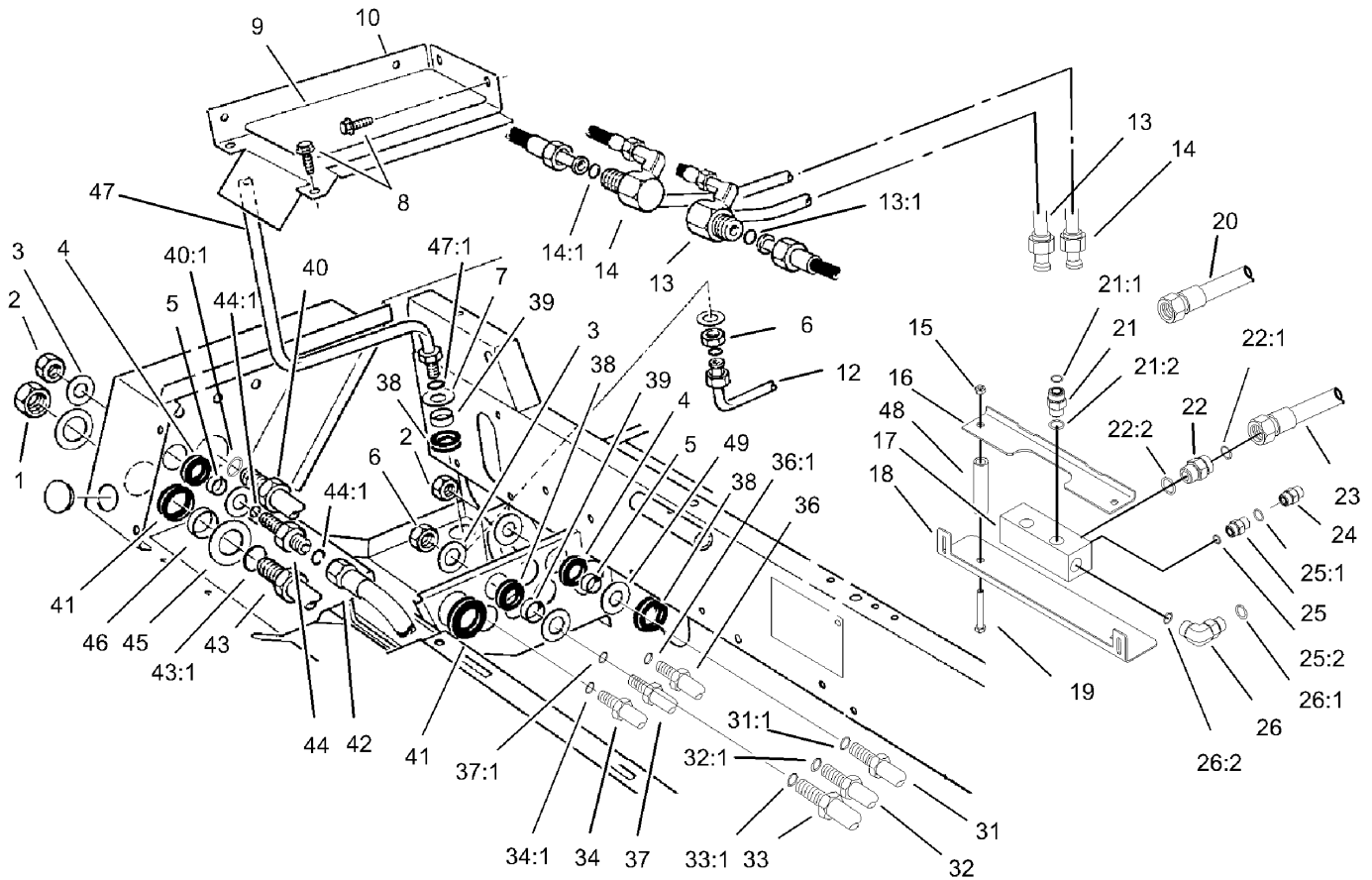
Ref	Part No.	Qty.	Description
1	60-3780	1	Seal Kit
1:1	58-6790	3	O-Ring
1:2	58-6720	3	O-Ring
1:3	60-5720	6	O-Ring
1:4	58-6310	6	Spacer
1:5	58-6750	1	O-Ring
1:6	58-6450	6	O-Ring
1:7	58-6460	3	Ring
1:8	58-6290	3	Poppet
1:9	58-6340	3	O-Ring
1:10	58-6320	3	Wiper
1:11	58-6370	1	Washer
23		1	Spool
4	58-6330	3	Seat
4:1	58-6340	1	O-Ring
5	58-6350	3	Plug
5:1	60-5720	1	O-Ring
5:2	58-6370	1	Washer
6	58-6400	3	Bushing
7	58-6420	3	Cap
8	92-2568	1	Poppet
9	58-6470	1	Washer
10	58-6480	1	Washer
11	58-6490	1	Washer

Ref	Part No.	Qty.	Description
12	65-2770	3	Washer
13	58-6710	1	Plug
13:1	58-6720	1	O-Ring
14	58-6730	3	Spring
15	58-6760	3	Spring
16	58-6770	3	Plunger
17	58-6780	3	Plug
17:1	58-6790	1	O-Ring
18	60-6450	1	Disc
19	84-6420	2	Plunger
20	69-1800	3	Plug ASM
20:1	58-6360	1	O-Ring
20:2	58-6370	1	Washer
21	69-1810	3	Spring
22	106-0267	1	Spring
23	69-1830	1	Plug ASM
23:1		1	Washer
23:2	58-6750	1	O-Ring
23:3		1	Nut-Lock
24	69-1840	1	Plunger
25	105-4565	2	Plate-Orifice



Frame Assembly

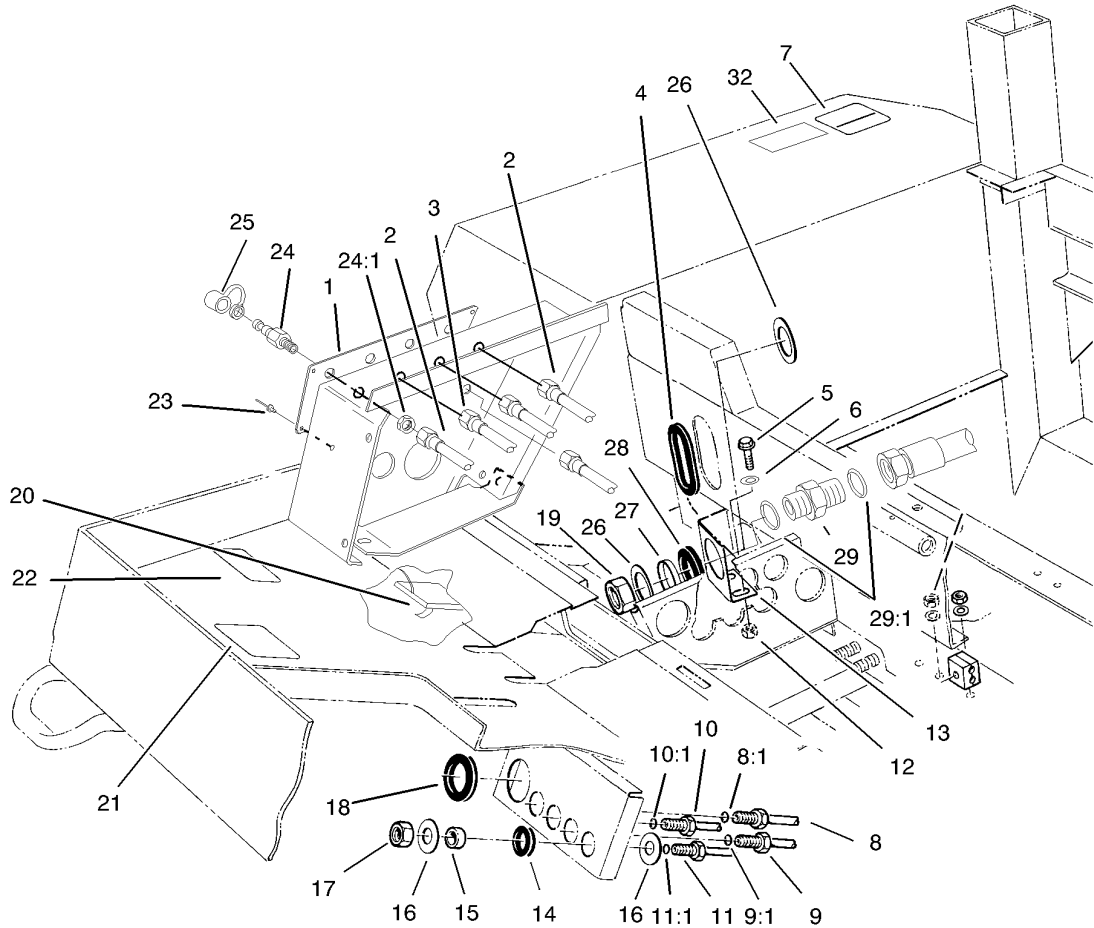
Ref	Part No.	Qty.	Description
1	2410-10	1	Button-Plug
2	69-9330-01	1	Cover
3	3234-14	6	Screw-HHF
4	71-0410	1	Abrasive-Cover, Toolbox
5	69-8080-01	1	Cover-Toolbox
6	69-9430	1	Foam-Toolbox
7	69-8110-03	1	Toolbox
8	3290-495	2	Pin-Klik
9	85-6190-01	1	Link-Deck, Tilt
10	69-9300	2	Pad-Bumper
11	69-9470-01	1	Cover-Access
12	3256-23	2	Washer-Flat
13	3234-28	2	Screw-HHF
14	69-0100-01	1	Frame
15	72-4080	2	Decal-Danger
16	302-5	1	Fitting-Grease
17	256-247	2	Bushing-Flange
18	32152-4	2	Nut-Hex
19	3256-56	2	Washer-Flat
20	56-7973	4	Clamp-Tube
21	321-9	2	Screw-HH
22	32108-103	4	Screw-FH
23	71-0420	1	Abrasive-Floor
24	104-8300	4	Nut-Flange, NI



Hydraulic Compartment Assembly

Ref	Part No.	Qty.	Description
1	340-126	2	Nut-Bulkhead
2	340-70	6	Nut-Lock
3	69-8940	12	Washer
4	240-4	6	Grommet-Rubber
5	69-8970	6	Spacer
6	340-127	2	Nut-Bulkhead
7	69-8930	4	Washer
8	3234-14	4	Screw-HHF
9	71-0430	1	Abrasive-Floor
10	71-2450-01	1	Cover-Access
12	85-6150	1	Tube-HYD
13	106-0067	1	LH Traction Tube ASM
13:1	237-65	1	O-Ring
14	106-0066	1	RH Traction Tube ASM
14:1	237-65	1	O-Ring
15	3296-39	2	Nut-Lock, NI
16	106-0199-03	1	Bracket-Support, Upper
17	105-0682	1	Block-HYD
18	106-0185-03	1	Bracket-Support, Lower
19	323-13	2	Screw-HH
20	106-0195	1	HYD Hose ASM
21	340-7	2	Adapter
21:1	237-65	1	O-Ring
21:2	237-80	1	O-Ring

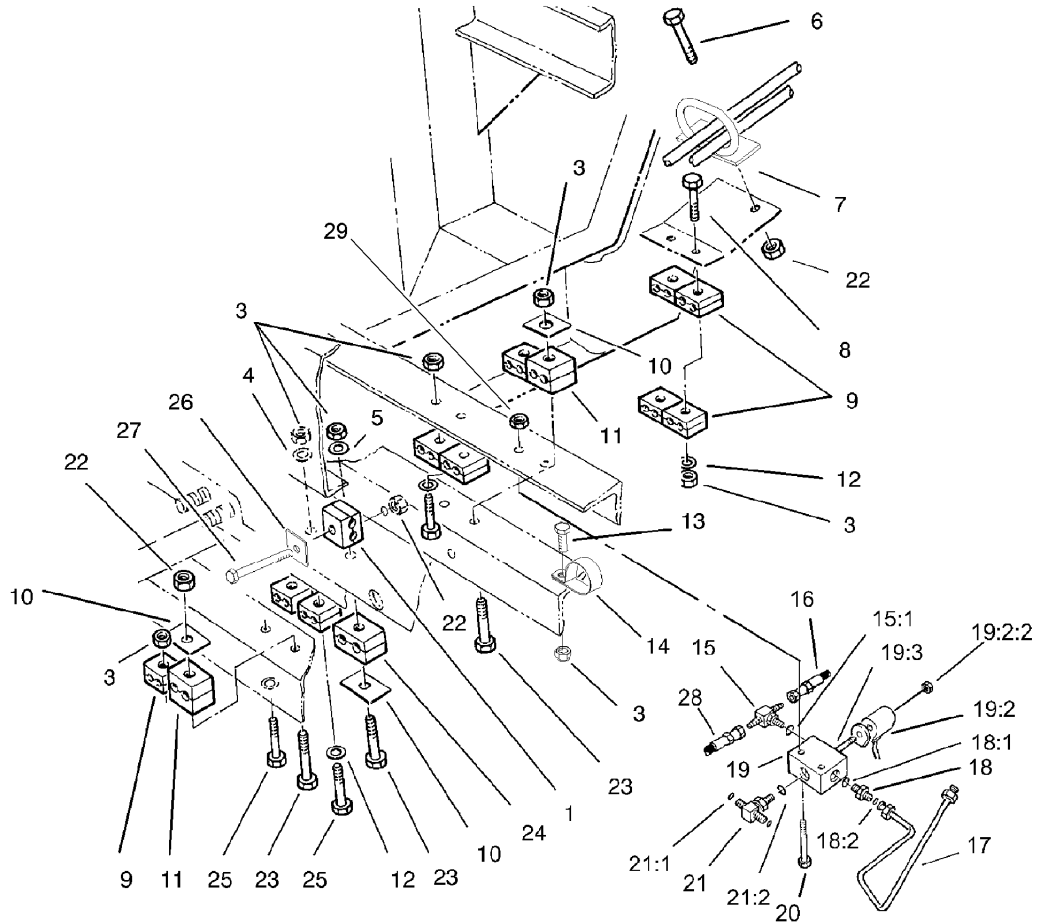
Ref	Part No.	Qty.	Description
22	340-9	2	Fitting-Hyd, Straight
22:1	237-58	1	O-Ring
22:2	237-81	1	O-Ring
23	106-0196	1	HYD Hose ASM
24	340-152	2	Cap-HYD
25	340-4	2	Fitting-Hyd, Sraight
25:1	237-30	1	O-Ring
25:2	237-79	1	O-Ring
26	340-17	2	Fitting-Hyd, 90 DEG
26:1	237-65	1	O-Ring
26:2	237-80	1	O-Ring
31	69-6040	1	Tube-HYD
31:1	237-22	2	O-Ring
32	69-6030	1	Tube-HYD
32:1	237-22	2	O-Ring
33	69-5790	1	Tube-HYD
33:1	237-30	2	O-Ring
34	93-7426	1	Tube-HYD
34:1	237-22	1	O-Ring
36	69-6050	1	Tube-HYD
36:1	237-22	2	O-Ring
37	69-6060	1	Tube-HYD
37:1	237-22	2	O-Ring
38	240-5	2	Grommet



Hydraulic Line Assembly

Ref	Part No.	Qty.	Description
1	99-1900	1	Panel-Ports, Test
2	93-7422	2	Hose ASM
3	93-7193	1	Hose ASM
4	237-164	1	Grommet
5	3234-14	4	Screw-HHF
6	3256-23	4	Washer-Flat
7	95-0821	1	Decal-Oil, Hydraulic
8	69-6070	1	Tube-HYD
8:1	237-21	1	O-Ring
8:2	237-22	1	O-Ring
9	106-0062	1	Tube-HYD
9:1	237-21	1	O-Ring
9:2	237-22	1	O-Ring
10	69-6080	1	Tube-HYD
10:1	237-21	1	O-Ring
10:2	237-22	1	O-Ring
11	69-5800	1	Tube-HYD
11:1	237-21	1	O-Ring
12	104-8300	4	Nut-Flange, NI
13	71-2560-03	2	Support-Bulkhead
14	240-6	4	Grommet-Rubber
15	69-8990	4	Spacer
16	69-8980	8	Washer
17	340-78	4	Locknut-Bulkhead

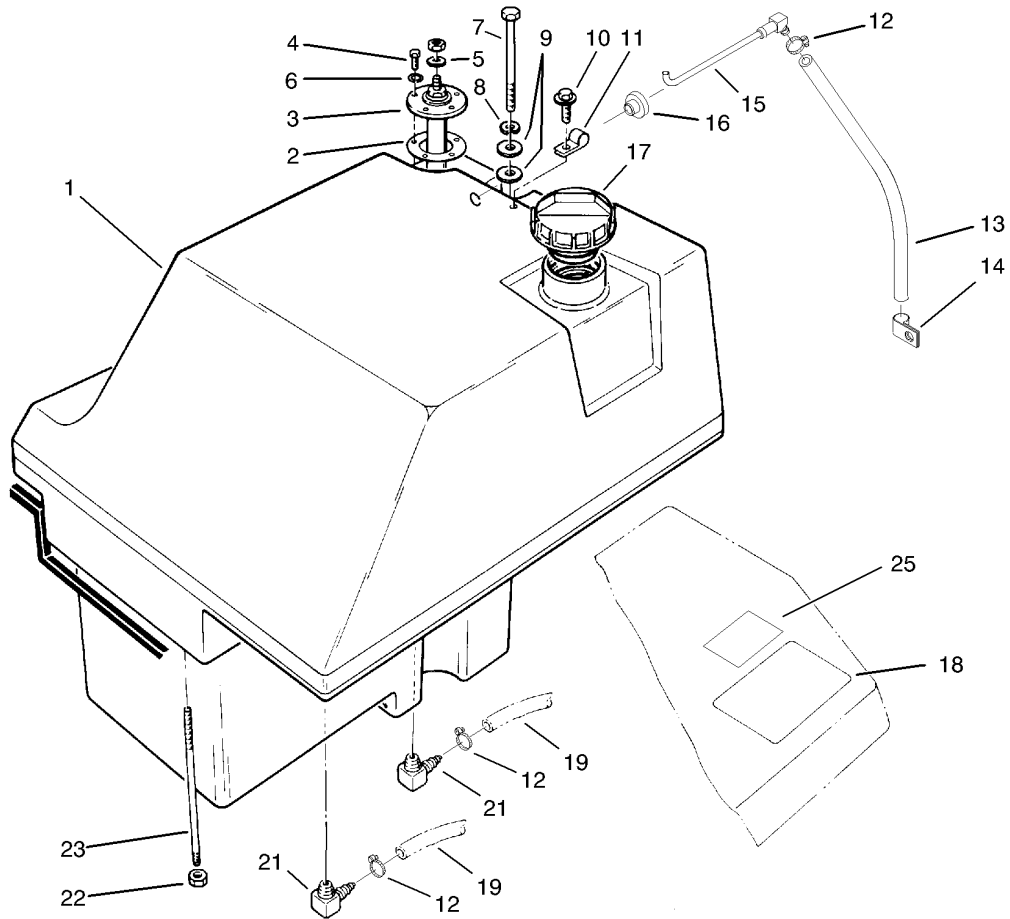
Ref	Part No.	Qty.	Description
18	240-7	1	Grommet-Rubber
19	340-128	2	Nut-Bulkhead
20	93-7038	1	Switch-Transport
21	107-1159	1	Decal-Danger
22	98-4387	1	Decal-Protection, Ear
23	3269-25	4	Rivet-Pop
24	353-997	5	Fitting
24:1	3220-4	1	Nut-Jam
25	354-79	5	Cap-Dust
26	69-8920	4	Washer
27	69-8950	2	Spacer
28	240-2	2	Grommet-Rubber
29	106-0060	2	Adapter-HYD
29:1	340-65	2	O-Ring
32	105-0739	1	Decal-Driveshaft



Hydraulic Line Clamp Assembly

Ref	Part No.	Qty.	Description
1	56-7978	8	Clamp-Tube
3	32152-4	9	Nut-Hex
4	3256-22	2	Washer-Flat
5	3256-23	1	Washer-Flat
6	322-4	1	Screw-HH
7	104-0028	1	Guide-Hose
8	321-15	2	Screw-HH
9	56-7973	20	Clamp-Tube
10	69-9760	3	Coverplate
11	56-7972	4	Clamp-Tube
12	3256-56	8	Washer-Flat
13	321-6	1	Screw-HH
14	2412-72	1	Clip-Closed, Insulated
15	93-9988	1	Adapter
15:1	237-78	1	O-Ring
16	100-4150	1	Hose ASM
17	69-5950	1	Tube-HYD
18	340-92	1	Fitting-Hyd, Straight
18:1	237-78	1	O-Ring
18:2	237-21	1	O-Ring
19	95-5916	1	Solenoid Valve ASM
19:2	95-5638	1	Valve-Solenoid
● 19:2:1	95-5917	1	Seal Kit
19:2:2	3220-4	1	Nut-Jam

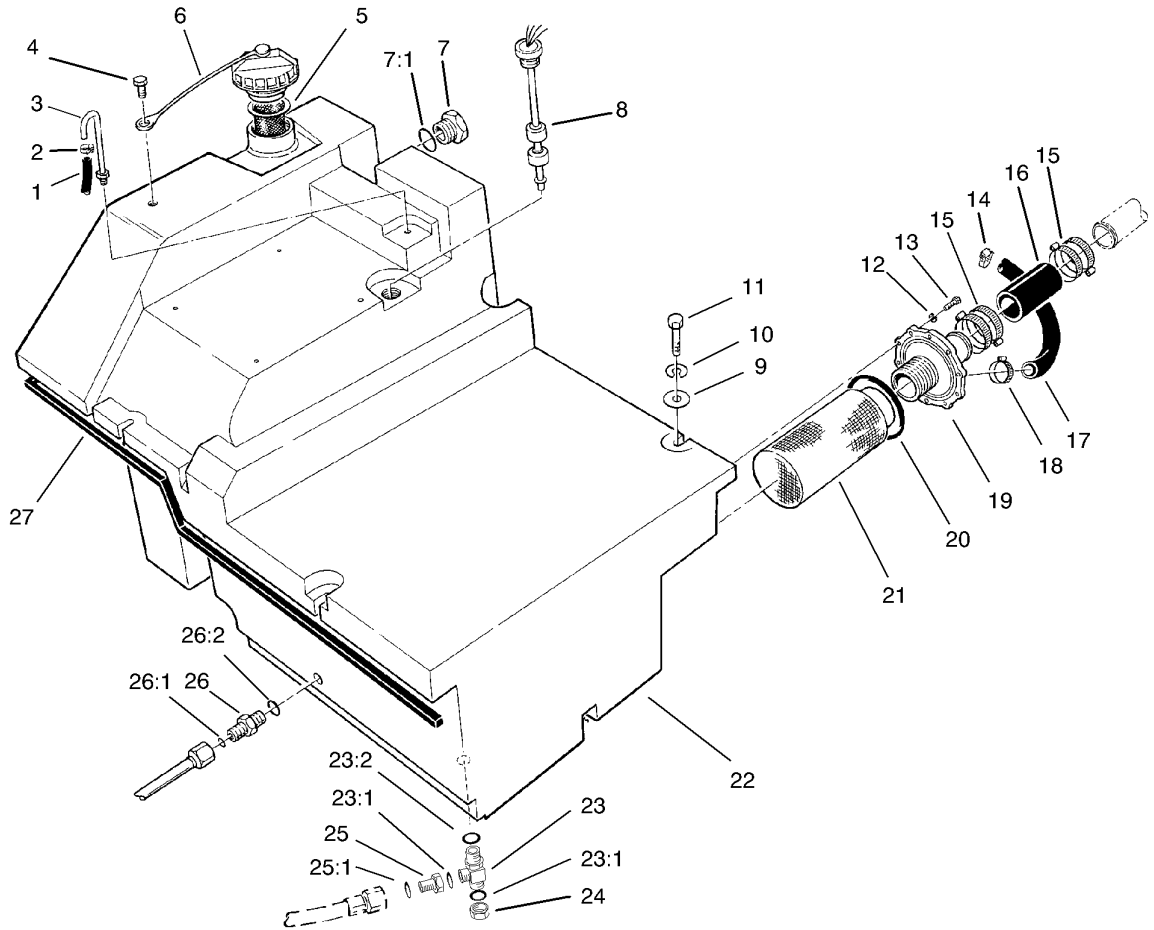
Ref	Part No.	Qty.	Description
19:3	105-7340	1	Coil ASM
20	321-11	2	Screw-HH
21	340-125	1	Adapter
21:1	237-21	2	O-Ring
21:2	237-78	1	O-Ring
22	104-8300	6	Nut-Flange, NI
23	322-10	3	Screw-HH
24	56-7971	2	Clamp-Tube
25	321-9	6	Screw-HH
26	69-9761	4	Coverplate
27	322-12	4	Screw-HH
28	93-7193	1	Hose ASM
29	32149-2	2	Nut
● 30	3290-378	1	Tie-Cable



Fuel Tank Assembly

Ref	Part No.	Qty.	Description
1	94-2865	1	Tank-Fuel
2	62-7650	1	Gasket
3	70-6990	1	Level-Sender, Fuel
4	32122-24	5	Screw-Pth
5	5-3637	1	Spacer
6	3253-15	5	Washer-Lock/sp
7	323-39	1	Screw-HH
8	3253-21	1	Washer-Lock
9	3256-5	2	Washer-Flat
10	3234-13	1	Screw-HHF
11	2412-89	1	Clamp
12	2412-108	3	Clamp-Worm
13	94-3311	1	Hose-Fuel
14	2412-138	1	R-Clamp
15	94-3310	1	Tube-Vent
16	46-6560	1	Bushing
17	93-3102	1	Cap-Fuel
18	95-0822	1	Decal-Warning, Fuel Tank
19	37-9560	1	Hose-Fuel
21	353-536	2	Fitting-Elbow, 90 DEG
22	3296-39	1	Nut-Lock, NI
23	72-9550	1	Stud
25	105-0739	1	Decal-Driveshaft

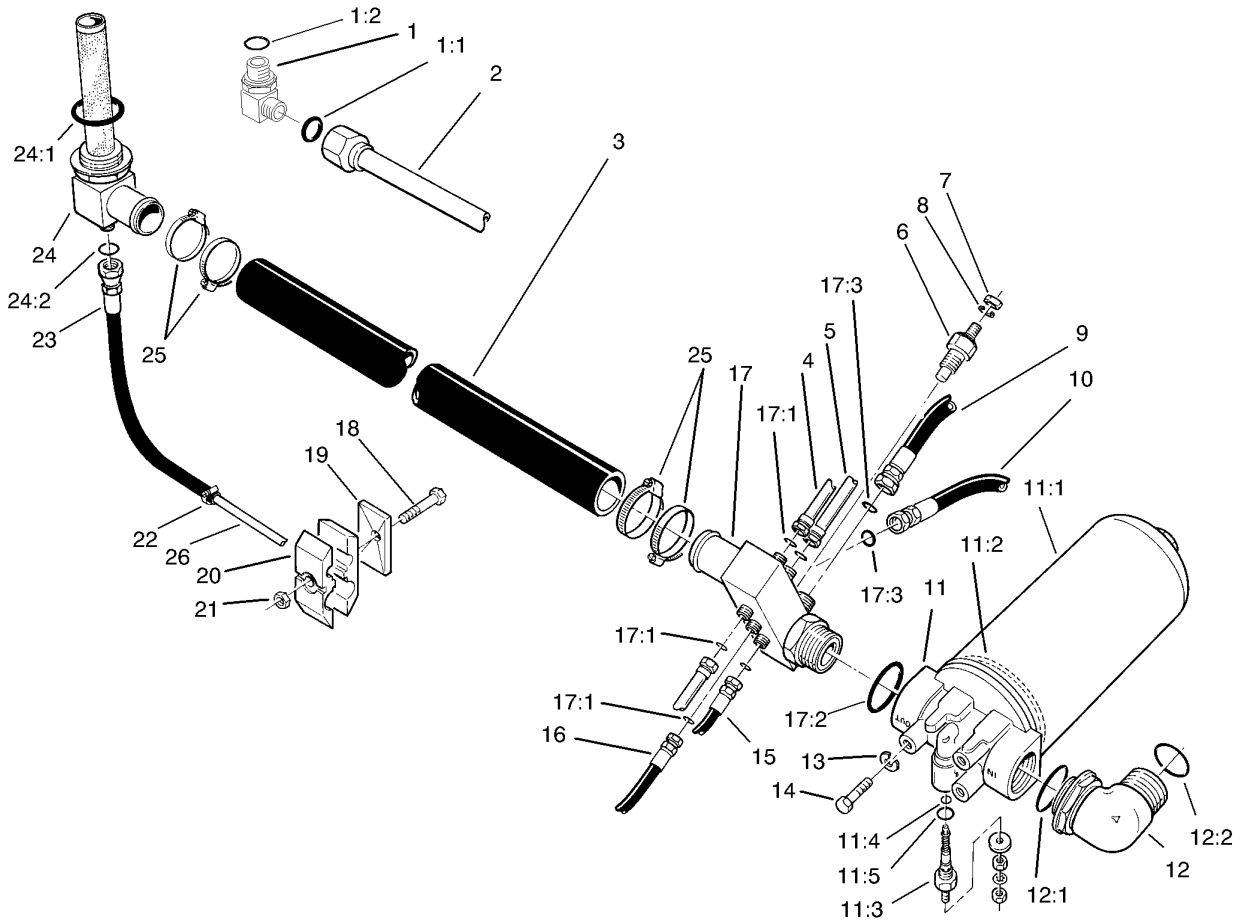
--	--	--	--



Hydraulic Tank Assembly

Ref	Part No.	Qty.	Description
1	71-2680	1	Vent Hose
2	2412-108	1	Clamp-Worm
3	69-4280	1	Tube-HYD
4	321-2	1	Screw-HH
5	61-2790	1	Filter-Screen
6	93-7160	1	Cap-Oil, HYD
7	69-1170	1	Glass-Sight
7:1	237-81	1	O-Ring
8	85-6260	1	Switch ASM
9	5-3177	4	Washer
10	3253-21	4	Washer-Lock
11	323-10	4	Screw-HH
12	3253-3	10	Washer-Lock
13	321-5	10	Screw-HH
14	2412-34	1	Clamp-Hose
15	2412-42	4	Clamp-Hose
16	69-5640	1	Hose-Return
17	94-1892	1	Hose ASM
18	2412-3	1	Clamp-Hose
19	69-1610	1	Adapter-Hose, Suction
20	237-157	1	O-Ring
21	69-1650	1	Screen-Suction
22	94-1893	1	Tank-HYD
23	340-22	1	Fitting-Hyd, Tee

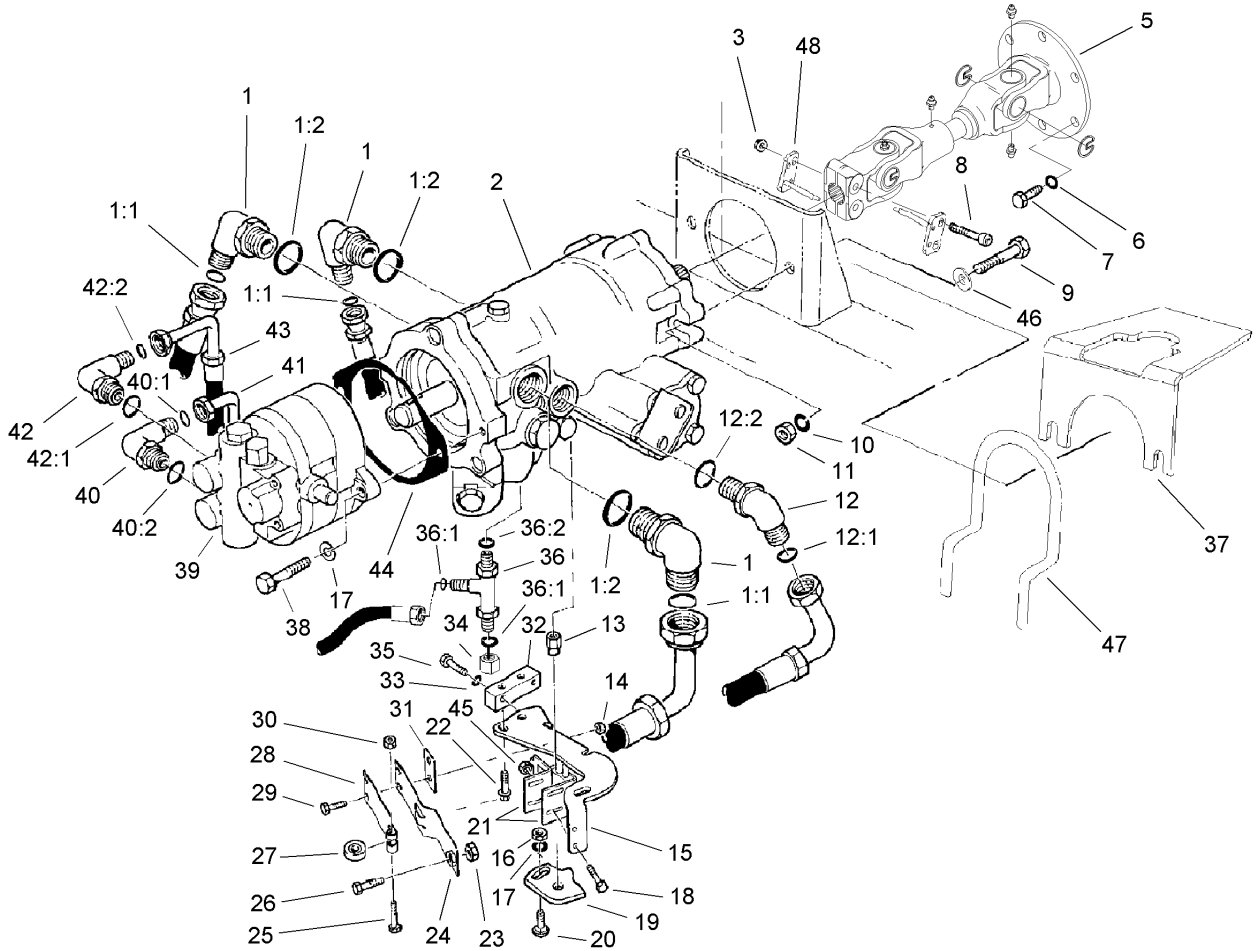
Ref	Part No.	Qty.	Description
23:1	237-65	2	O-Ring
23:2	237-80	1	O-Ring
24	340-150	1	Cap
25	98-7067	1	Fitting-HYD
25:1	237-22	1	O-Ring
26	340-3	1	Adapter
26:1	237-22	1	O-Ring
26:2	237-79	1	O-Ring
27	68-7574	1	Strip-Sealing



Hydraulic Filter Assembly

Ref	Part No.	Qty.	Description
1	340-17	1	Fitting-Hyd, 90 DEG
1:1	237-65	1	O-Ring
1:2	237-80	1	O-Ring
2	92-4807	1	Tube ASM
3	74-2660	1	Hose
4	69-6000	1	Tube-HYD
④4:1	237-22	1	O-Ring
5	69-5990	1	Tube ASM
⑤5:1	237-22	1	O-Ring
6	39-7593	1	Thermo Switch ASM
7	3219-14	1	Nut-Hex
8	3253-2	1	Washer-Lock/sp
9	69-5460	1	Hose ASM
10	69-5650	1	Hose ASM-HYD Hp
11	69-1700	1	Filter-Oil
11:1	69-1710	1	Indicator ASM
11:2	69-1720	1	Element-Filter
11:3	237-155	1	O-Ring
②11:4		1	O-Ring
②11:5		1	O-Ring
12	340-79	1	Adapter
12:1	237-101	1	O-Ring
12:2	340-65	1	O-Ring
13	3253-21	3	Washer-Lock

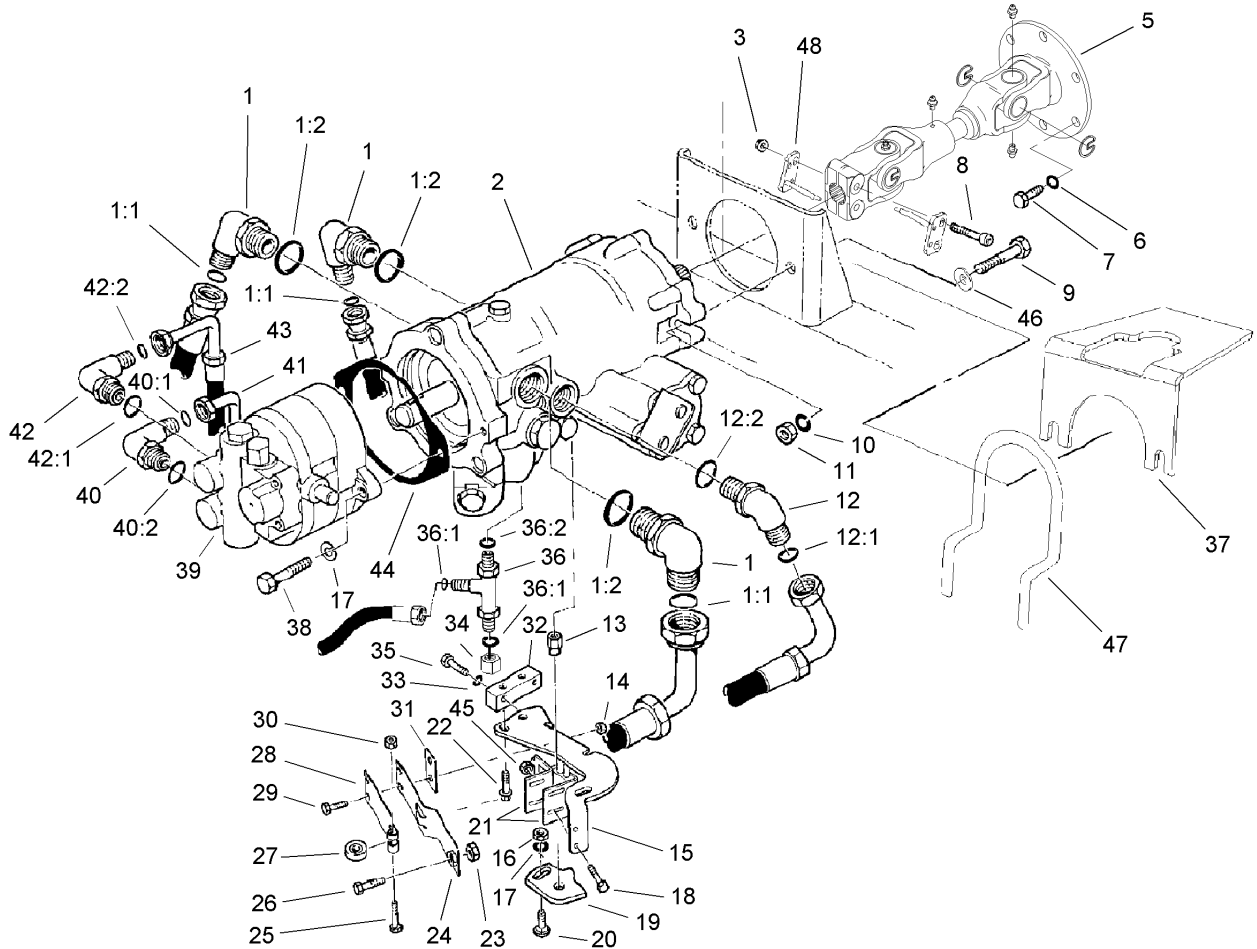
Ref	Part No.	Qty.	Description
14	323-5	3	Screw-HH
15	104-0051	1	HYD Hose ASM
16	69-8440	1	Hose ASM
17	69-5410	1	Fitting
17:1	237-22	5	O-Ring
17:2	237-101	1	O-Ring
17:3	237-30	2	O-Ring
18	322-12	3	Screw-HH
19	69-9761	3	Coverplate
20	56-7978	6	Clamp-Tube
21	104-8300	3	Nut-Flange, NI
22	2412-129	1	Clamp-Hose
23	92-2352	1	Hose ASM
24	92-2351	1	Fitting-Return, Tank
24:1	340-136	1	O-Ring
24:2	237-58	1	O-Ring
25	2412-92	4	Clamp-Hose
26	92-1742	1	Tube ASM
①27	3290-378	3	Tie-Cable



Variable Displacement Pump Installation Assembly

Ref	Part No.	Qty.	Description
1	340-15	3	Fitting-Hyd, 90 DEG
1:1	237-58	1	O-Ring
1:2	237-146	1	O-Ring
2	93-9322	1	Pump-HYD
3	106-0327	2	Nut-Hex
5	106-0376	1	Driveshaft
6	48-9590	6	Washer-Lock
7	99-6058	6	Screw-Cap
8	106-0309	2	Screw-HH
9	325-9	2	Screw-HH
10	3253-7	2	Washer-Lock
11	3217-9	2	Nut-Hex
12	340-131	1	Fitting-Elbow, 90
12:1	237-30	1	O-Ring
12:2	237-81	1	O-Ring
13	69-9020	1	Nut
14	32152-4	2	Nut-Hex
15	69-9480-03	1	Bracket-Device, Neutral
16	3217-7	1	Nut-Hex
17	3253-21	3	Washer-Lock
18	32144-1	2	Screw-Taptite
19	69-9040-03	1	Cam-Device, Neutral
20	3231-30	1	Screw-CARR
21	93-7037	1	Switch

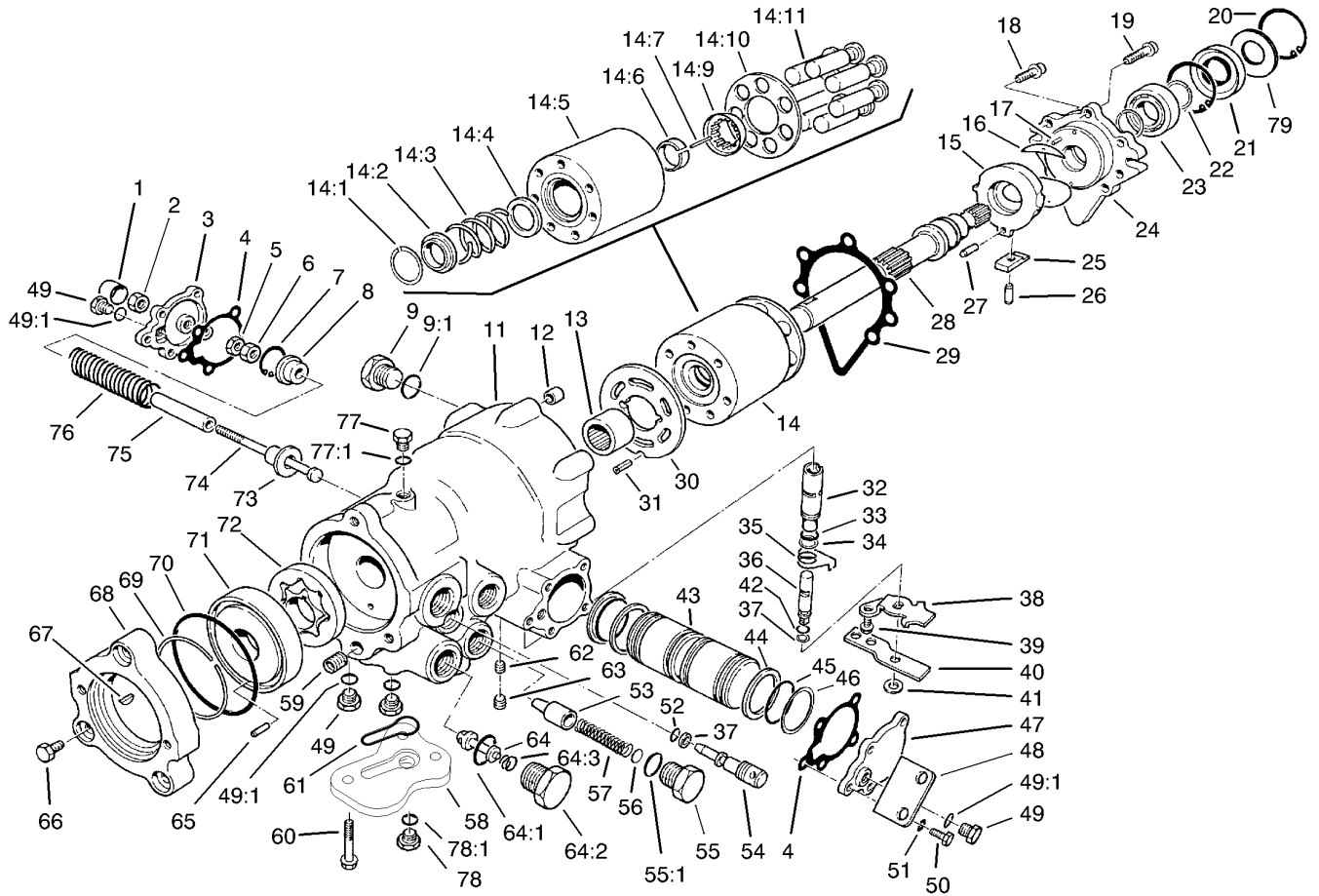
Ref	Part No.	Qty.	Description
22	3234-13	4	Screw-HHF
23	3219-2	1	Nut-Hex
24	29-6170	1	Leaf Spring ASM
25	322-17	1	Screw-HH
26	3210-7	1	Screw-HH
27	251-307	1	Bearing-Ball
28	29-6150	1	Spring-Leaf
29	321-4	2	Screw-HH
30	3296-29	1	Nut-Lock, NI
31	51-3150	2	Shim
32	69-9050	1	Bar-Device, Neutral
33	3253-3	2	Washer-Lock
34	340-117	1	Cap
35	321-10	2	Screw-HH
36	340-86	1	Fitting-Hyd, Tee
36:1	237-22	2	O-Ring
36:2	237-42	1	O-Ring
37	105-0583-03	1	Guard-Driveshaft
38	323-7	2	Screw-HH
39	69-2220	1	Pump-Gear
40	340-130	1	Fitting-Elbow, 90 DEG
40:1	237-30	1	O-Ring
40:2	237-80	1	O-Ring
41	104-0051	1	HYD Hose ASM



Variable Displacement Pump Installation Assembly (continued)

Ref	Part No.	Qty.	Description
42	340-105	1	Fitting-Hyd, 90 DEG
42:1	237-80	1	O-Ring
42:2	237-30	1	O-Ring
43	69-5450	1	Hose ASM
44	41-8760	1	Gasket
45	32127-11	2	Nut-Lock
46	3256-26	2	Washer-Flat
47	85-6270	1	Guard-Shaft, Drive
48	106-0304	2	Keeper-Driveshaft
49	3290-378	1	Tie-Cable

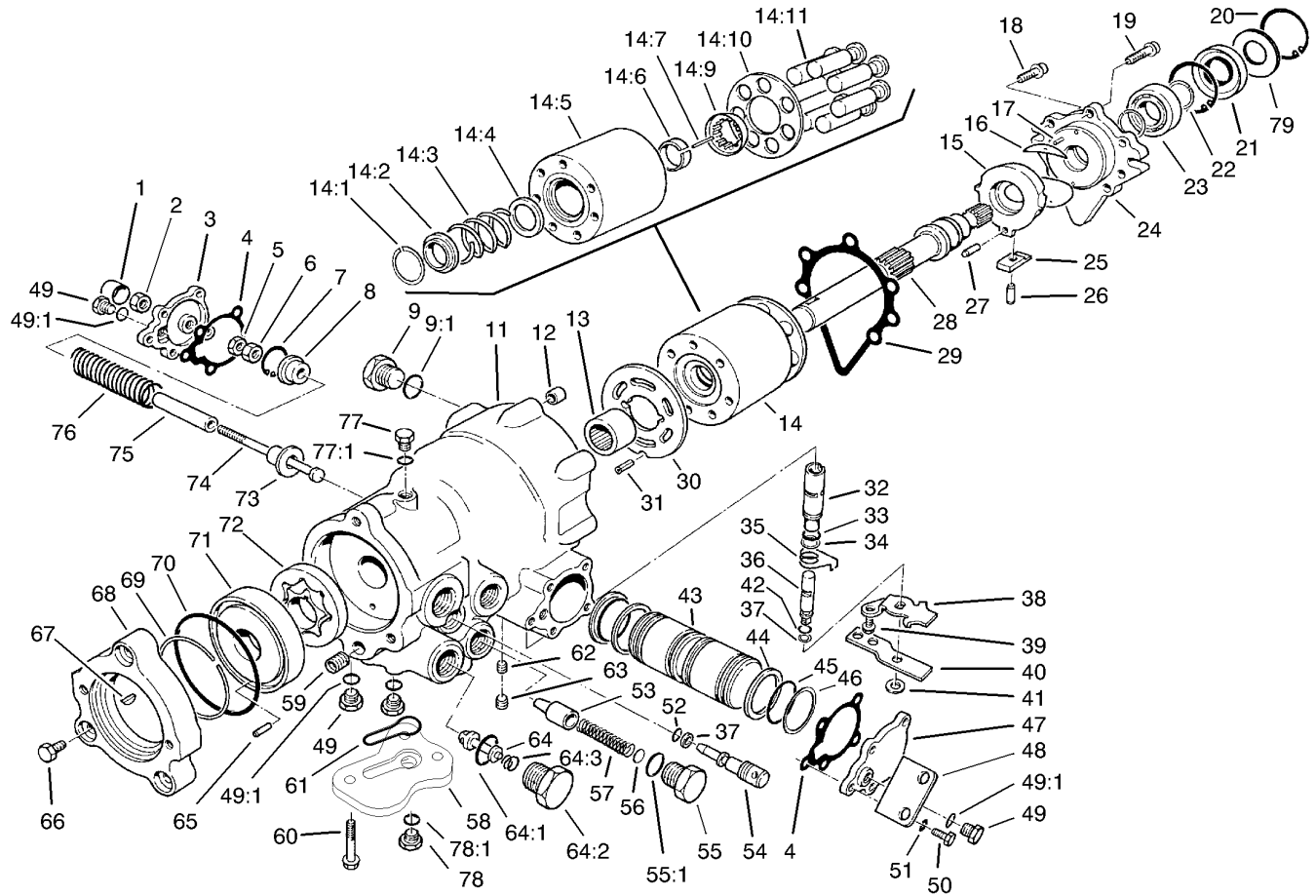
--	--	--	--



Hydraulic Pump Assembly No. 93-9322

Ref	Part No.	Qty.	Description
1	69-3620	1	Cover-Adjustor, Servo
2	69-3630	1	Nut
3	69-3640	1	Cover-Servo
4	69-3710	2	Gasket-Servo
5	69-3610	1	Nut-Hex
6	69-3600	1	Nut-Hex
7	69-3590	1	Ring-Retaining
8	69-3580	1	Guide-Spring
9	69-3130	1	Plug
②9:1		1	O-Ring
②11		1	Housing
12	69-3230	1	Pin-Spring
13	69-3370	1	Bearing-Needle
14	69-3910	1	Cylinder Block Kit
②14:1		1	Ring-Retaining
②14:2		1	Washer
②14:3		1	Spring-Compression
②14:4		1	Washer
②14:5		1	Block-Cylinder
②14:6		1	Retainer
②14:7		3	Pin-Down, Hold
②14:9		1	Guide-Retainer
②14:10		1	Guide-Slipper
②14:11		7	Piston ASM

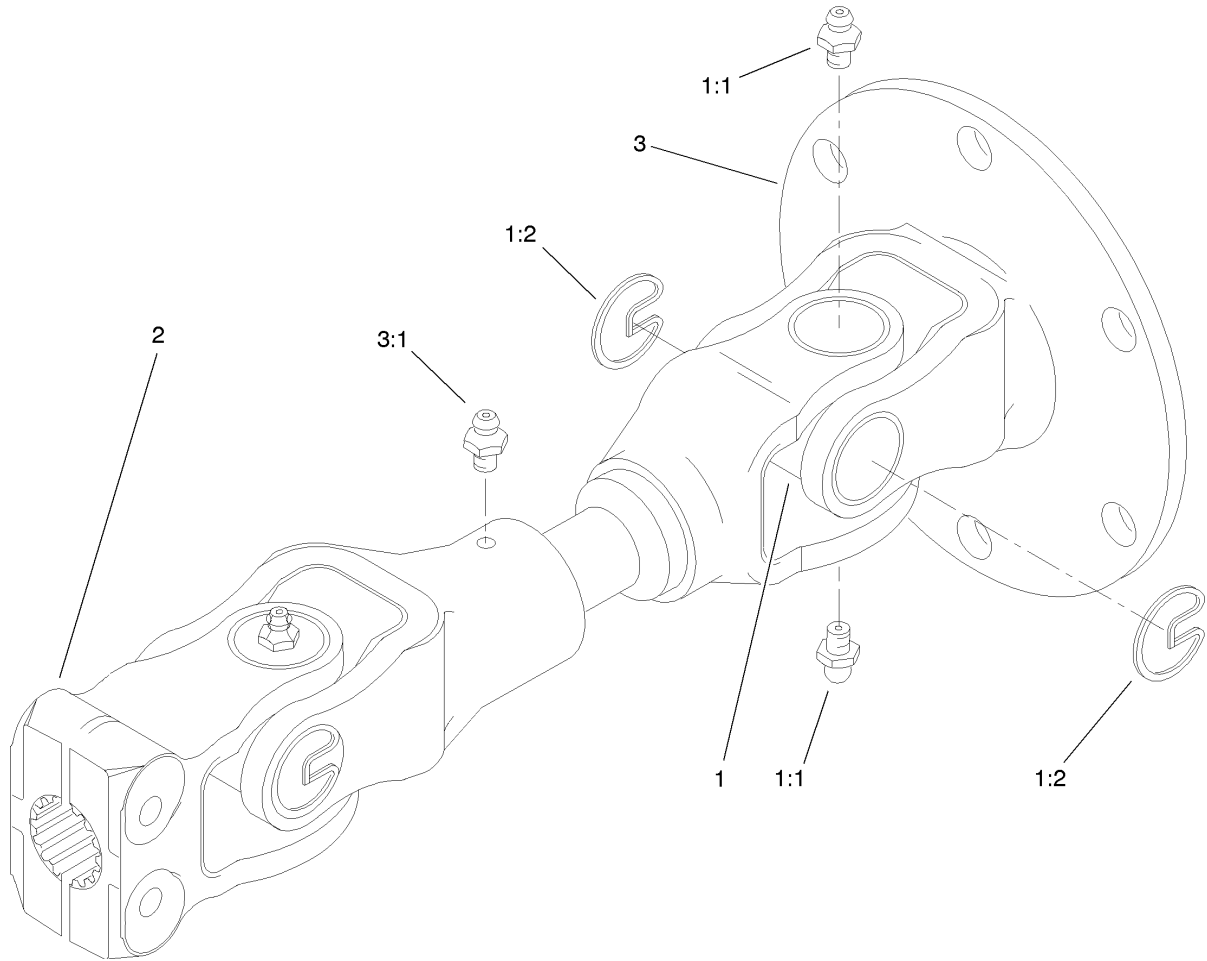
Ref	Part No.	Qty.	Description
15	69-3250	1	Swashplate-Variable
16	69-3240	2	Bearing-Journal
17	94-2878	2	Pin
18	76-4590	6	Screw
19	69-3220	1	Screw
20	69-3200	2	Ring-Retaining
21	69-3190	1	Seal-Lip
22	69-3170	2	Ring-Retaining
23	69-3210	1	Bearing-Ball
24	76-4610	1	Cover-Front
25	69-3500	1	Bearing-Sleeve
26	69-3510	1	Pin
27	69-3470	1	Pin
28	69-3180	1	Shaft-Pump
29	76-4600	1	Gasket-Cover, Front
30	93-9320	1	Plate-Valve, LH
31	69-3450	1	Pin
32	69-3820	1	Sleeve-Valve, Control
33	28-3590	1	O-Ring
34	28-3580	1	Ring-Back Up
35	69-3880	1	Spring-Return, Neutral
36	69-3830	1	Spool-Valve, Rotary
37	25-2630	2	Ring-Back-Up
38	69-3890	1	Bracket-Neutral Return



Hydraulic Pump Assembly No. 93-9322 (continued)

Ref	Part No.	Qty.	Description
39	69-3860	1	Screw
40	69-3870	1	Handle-Valve, Control
41	69-3900	1	Washer
42	69-3840	1	O-Ring
43	69-3650	1	Piston-Servo
44	69-3690	2	Bearing
45	69-3560	2	O-Ring
46	69-3570	2	Ring-Piston
47	69-3720	1	Cover-Servo
48	69-3140	1	Bracket
49	69-3080	4	Plug
●49:1		1	O-Ring
50	69-3150	10	Screw
51	69-3070	10	Washer
52	237-22	1	O-Ring
53	69-3800	1	Valve
54	69-3810	1	Valve-By Pass
55	69-3780	1	Plug
55:1	237-80	1	O-Ring
56	69-3770	1	Shim
57	69-3790	1	Spring
58	94-9414	1	Adapter-Suction
59	69-3460	1	Plug-Expansion
60	94-9413	3	Screw

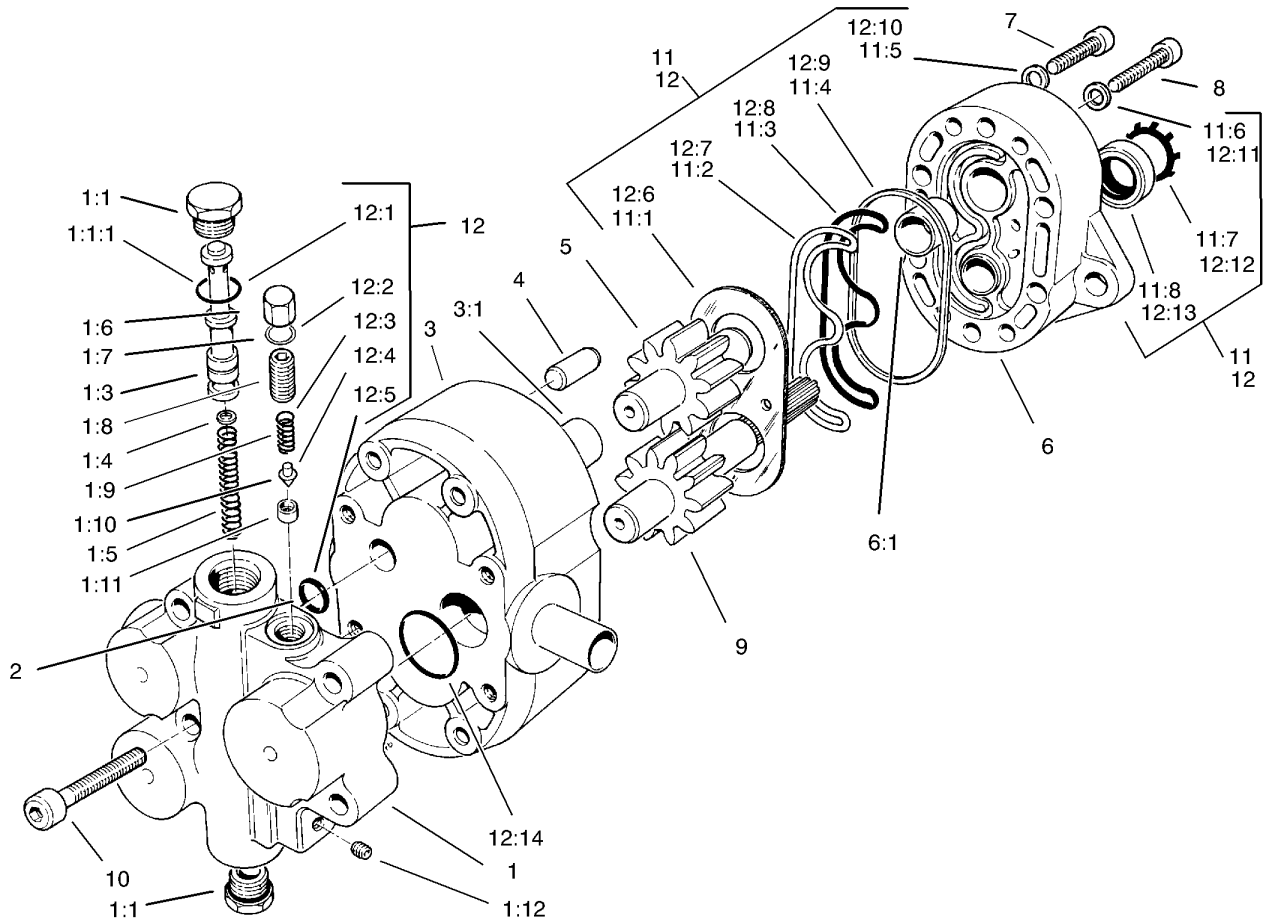
Ref	Part No.	Qty.	Description
61	94-9412	1	Seal-Adapter, Suction
62	93-9321	1	Plug ASM
63	285-17	2	Plug-Pipe
64	69-3730	2	Relief Valve Kit
64:1	69-3750	1	O-Ring
●64:2		1	Plug
●64:3		1	Spring
65	69-3550	1	Pin
66	69-3400	3	Screw
67	69-3430	1	Key-Woodruff
68	69-3410	1	Adapter-A Flange
69	69-3420	1	Ring-Load, Temper
70	69-3440	1	O-Ring
71	69-3540	1	Cover-Gerotor
72	69-3390	1	Gerotor ASM
73	69-3700	1	Guide-Spring
74	69-3660	1	Screw
75	69-3680	1	Stop
76	69-3670	1	Spring-Servo
77	69-3120	1	Plug
●77:1		1	O-Ring
78	94-9415	1	Plug
●78:1		1	O-Ring
79	95-4400	1	Washer-Backup



Driveshaft Assembly No. 106-0376

Ref	Part No.	Qty.	Description
1	92-4187	2	Cross And Bearing Kit
1:1	302-58	2	Fitting-Grease
1:2	92-4188	2	Ring-Snap
2	93-7189	1	Yoke-Clamp, Splined
3	98-0836	1	Yoke-Tube, Slip
3:1	302-2	1	Fitting-Grease

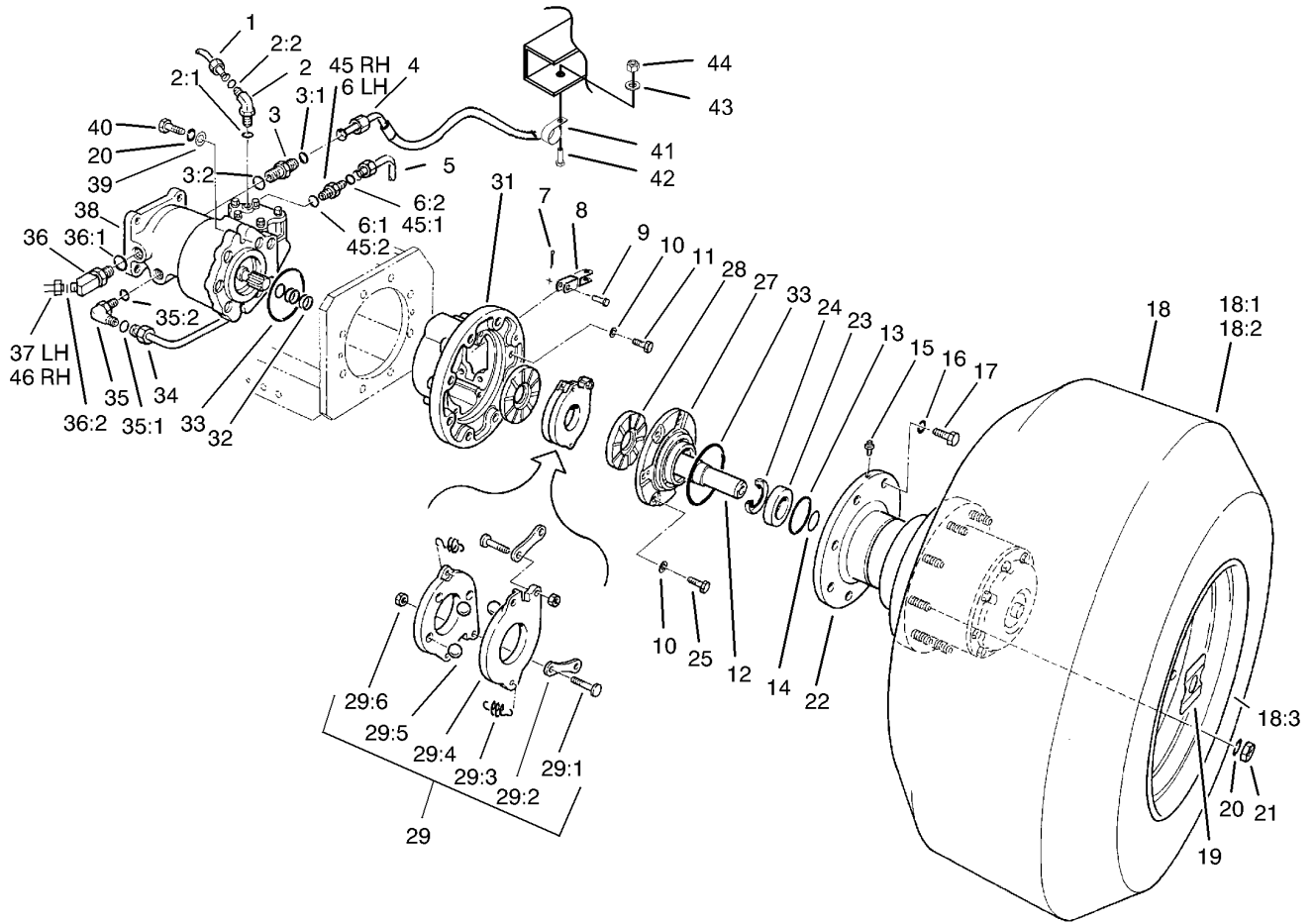
--	--	--	--



Hydraulic Gear Pump Assembly No. 69-2220

Ref	Part No.	Qty.	Description
1	69-2230	1	Flow Divider ASM
1:1	69-2410	1	Plug
1:1:1	69-2420	1	O-Ring
1:3	69-2450	1	Piston
1:4	69-2440	1	Orifice
1:5	69-2430	1	Spring
1:6	69-2460	1	Cap
1:7	69-2470	1	Gasket
1:8	69-2480	1	Screw
1:9	69-2490	1	Spring
1:10	69-2500	1	Poppet
1:11	69-2510	1	Seat
1:12	69-2520	1	Plug-Pipe
2	69-2530	1	O-Ring
3	69-2540	1	Cover ASM
3:1	69-2250	2	Sleeve-Bearing
4	69-2340	2	Pin-Dowel
5	69-2280	1	Idler Shaft ASM
6	69-2330	1	Body ASM
6:1	69-2250	2	Sleeve-Bearing
7	69-2360	4	Screw
8	69-2380	4	Screw
9	69-2290	1	Drive Shaft ASM
10	69-2240	4	Screw

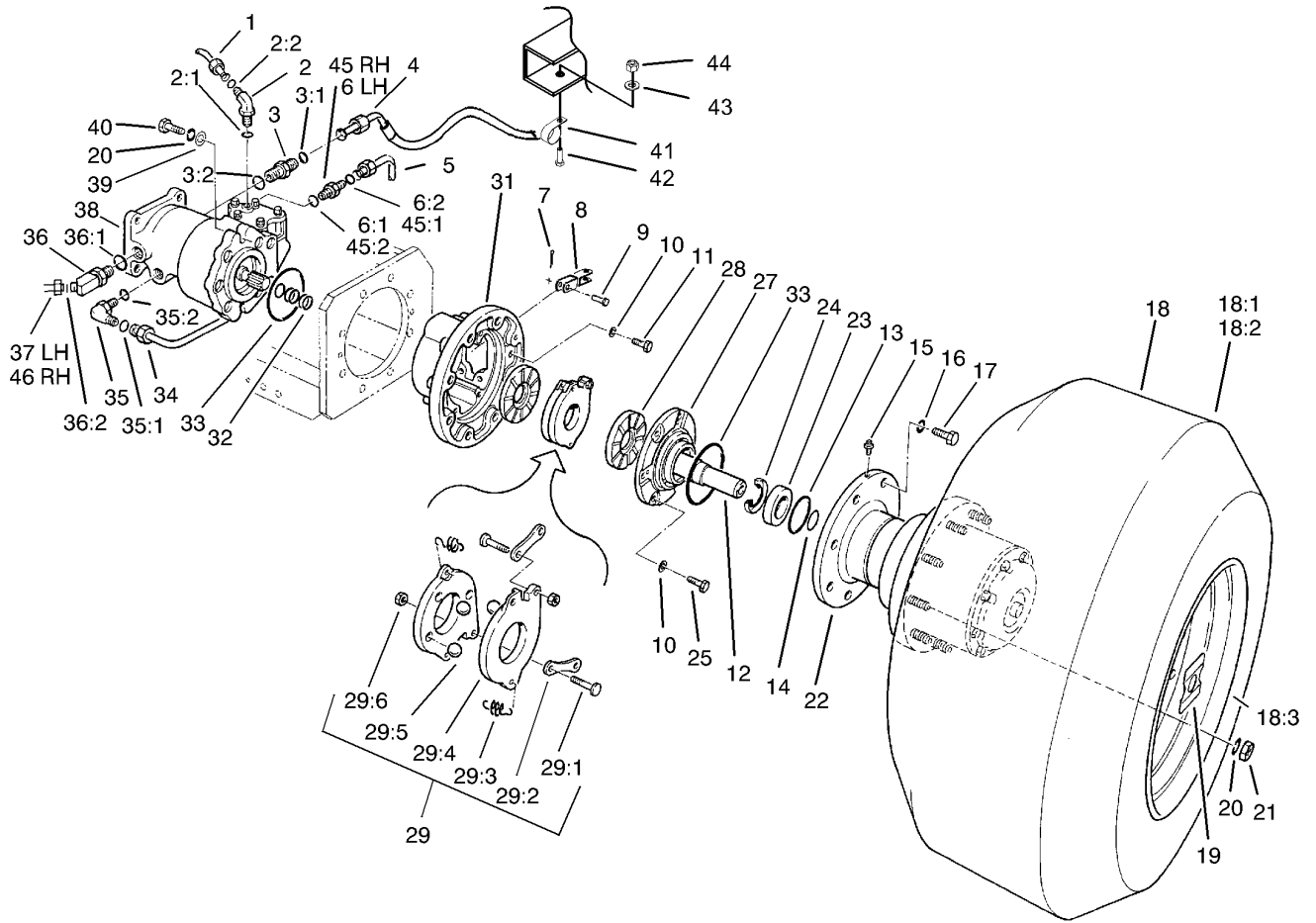
Ref	Part No.	Qty.	Description
11	69-2550	1	Repair Kit
11:1	69-2320	1	Plate-Wear
11:2	69-2260	1	Seal-Load
11:3	69-2270	1	Seal-Load, Pre
11:4	69-2350	1	Ring-Sealing
11:5	69-2370	4	Washer
11:6	69-2390	4	Washer
11:7	69-2300	1	Ring-Retaining
11:8	69-2310	1	Seal-Shaft
12	69-2560	1	Repair Kit
12:1	69-2420	2	O-Ring
12:2	69-2470	1	Gasket
12:3	69-2490	1	Spring
12:4	69-2500	1	Poppet
12:5	69-2530	1	O-Ring
12:6	69-2320	1	Plate-Wear
12:7	69-2260	1	Seal-Load
12:8	69-2270	1	Seal-Load, Pre
12:9	69-2350	1	Ring-Sealing
12:10	69-2370	4	Washer
12:11	69-2390	4	Washer
12:12	69-2300	1	Ring-Retaining
12:13	69-2310	1	Seal-Shaft
12:14	69-2400	1	O-Ring



Front Wheel Assembly

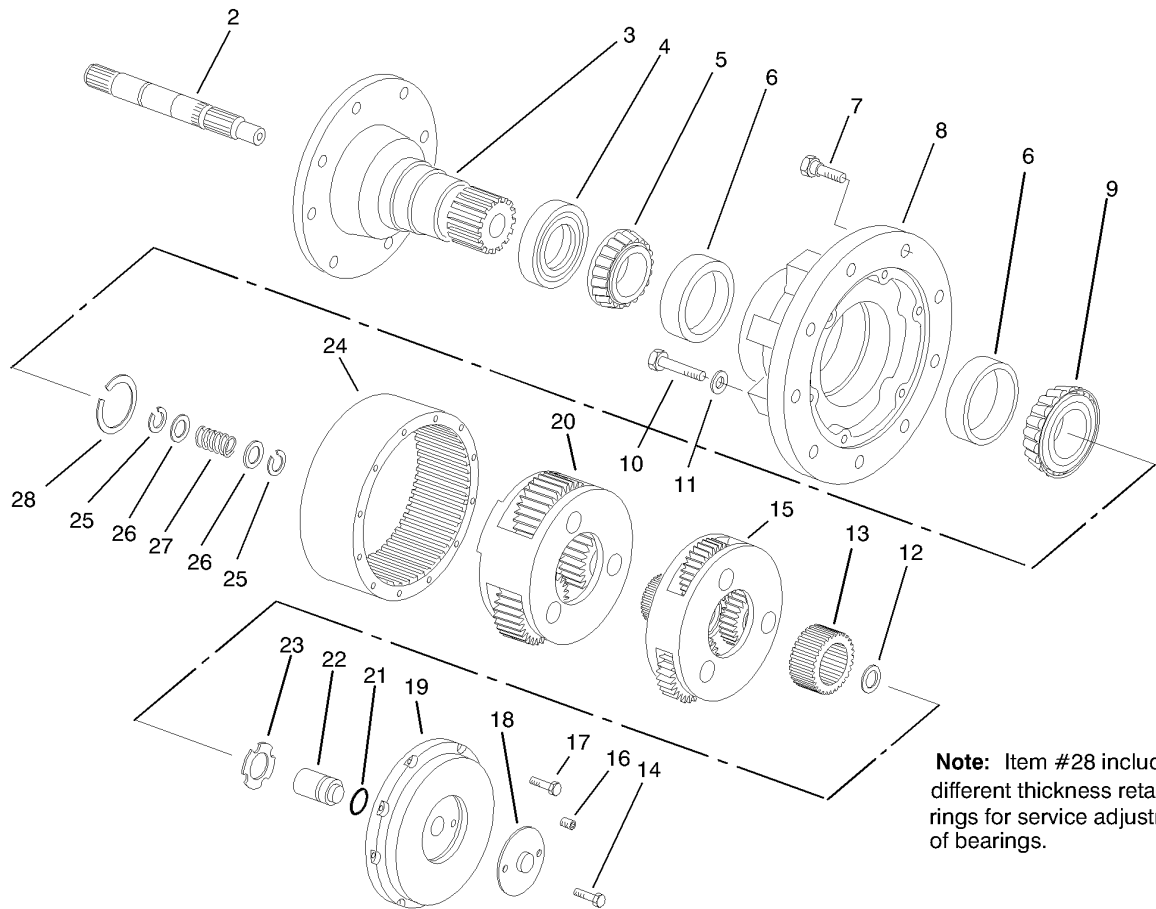
Ref	Part No.	Qty.	Description
1	69-5930	1	Tube-Hyd, RH
1	69-5940	1	Tube-Hyd, LH
2	340-82	2	Adapter
2:1	237-42	1	O-Ring
2:2	237-21	1	O-Ring
3	340-91	2	Adapter
3:1	237-58	1	O-Ring
3:2	237-146	1	O-Ring
4	106-0211	2	HYD Hose ASM
5	92-1742	1	Tube ASM
6	340-9	1	Fitting-Hyd, Straight
6:1	237-58	1	O-Ring
6:2	237-81	1	O-Ring
7	3272-10	4	Pin-Cotter
8	71-3880	2	Clevis
9	283-2	4	Pin-Clevis
10	3253-21	14	Washer-Lock
11	323-6	4	Screw-HH
12	71-3810	2	Coupling-Motor, HYD
13	32120-22	2	Ring-Snap, Internal
14	32120-84	2	Ring-Snap, External
15	302-39	2	Vent
16	3253-8	16	Washer-Lock
17	327-22	16	Screw-HH

Ref	Part No.	Qty.	Description
18	69-9790	2	Front Wheel ASM
18:1	69-9800	1	Tire
18:2	58-5620	1	Tube
18:3	71-2470	1	Rim
19	72-4070	2	Decal-Danger
20	3253-7	22	Washer-Lock
21	3219-5	18	Nut-Hex
22	69-1730-03	2	Drive-Gear, Planetary
23	251-340	2	Bearing-Ball
24	253-156	2	Seal-Oil
25	323-6	10	Screw-HH
27	71-3990	2	Cap-Housing, Brake
28	71-0470	4	Middle Disc ASM
29	71-0460	2	Actuating Disc ASM
29:1	69-9970	4	Stud
29:2	69-9960	4	Link
29:3	69-9950	4	Spring-Extension
29:4	69-9990	4	Disc-Actuating
29:5	69-9980	6	Ball
29:6	69-9940	4	Nut-HJ
31	71-4010-03	2	Housing-Brake
32	253-157	6	Seal-U Cup
33	237-158	4	O-Ring
34	92-1741	1	Tube ASM



Front Wheel Assembly (continued)

Ref	Part No.	Qty.	Description
35	340-142	2	Fitting-Hyd, 90 DEG
35:1	237-58	1	O-Ring
35:2	237-81	1	O-Ring
36	106-0054	2	Fitting-Elbow, 45 DEG
36:1	237-146	1	O-Ring
36:2	237-58	1	O-Ring
37	106-0076	1	Tube-Hyd, Traction LH
38	69-3050	2	Motor ASM
39	3256-26	4	Washer-Flat
40	325-7	4	Screw-HH
41	2412-104	2	R-Clamp
42	322-5	2	Screw-HH
43	3256-23	2	Washer-Flat
44	3296-29	2	Nut-Lock, NI
45	340-148	1	Fitting-Tee
45:1	237-81	1	O-Ring
45:2	237-58	2	O-Ring
46	106-0077	1	Tube-Hyd, Traction RH

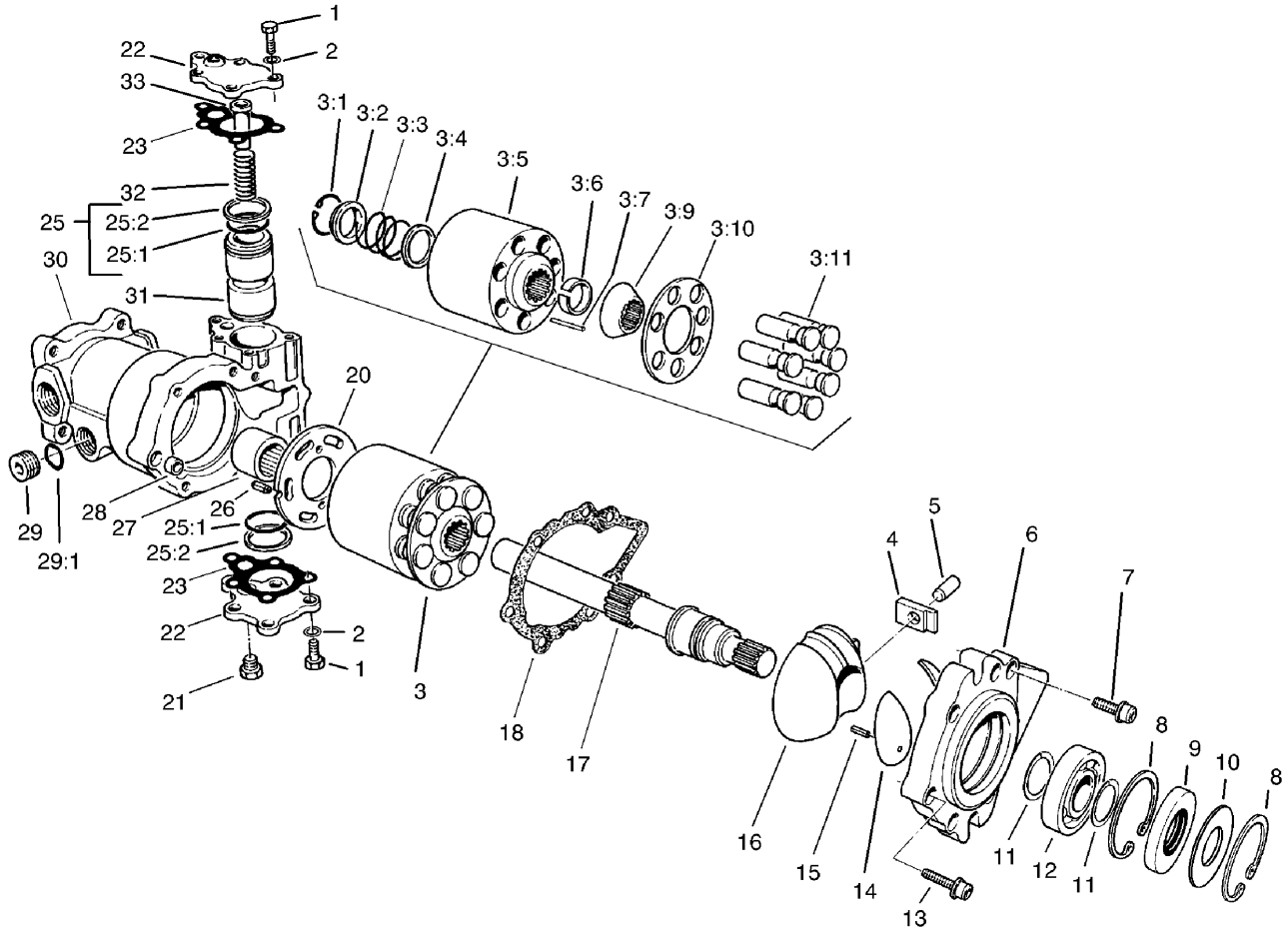


Note: Item #28 include different thickness retain rings for service adjustm of bearings.

Planetary Gear Drive Assembly No. 69-1730-03

Ref	Part No.	Qty.	Description
2	60-3810	1	Shaft
3	69-1740	1	Spindle
4	60-3830	1	Seal
5	60-3840	1	Cone
6	60-3850	2	Cup
7	60-3860	9	Bolt
8	60-3870	1	Hub
9	60-3880	1	Cone
10	60-3890	6	Bolt
11	60-3910	6	Washer
12	60-3980	1	Washer
13	60-3970	1	Gear
14	60-4070	2	Bolt
15	60-3960	1	Primary Carrier ASM
16	60-4040	1	Plug
17	60-4030	8	Bolt
18	60-4060	1	Cover
19	60-4050	1	Cover
20	60-4000	1	Secondary Carrier ASM
21	60-4020	1	Ring
22	60-4010	1	Plunger
23	60-3990	1	Washer
24	60-3900	1	Gear
25	60-3930	2	Ring

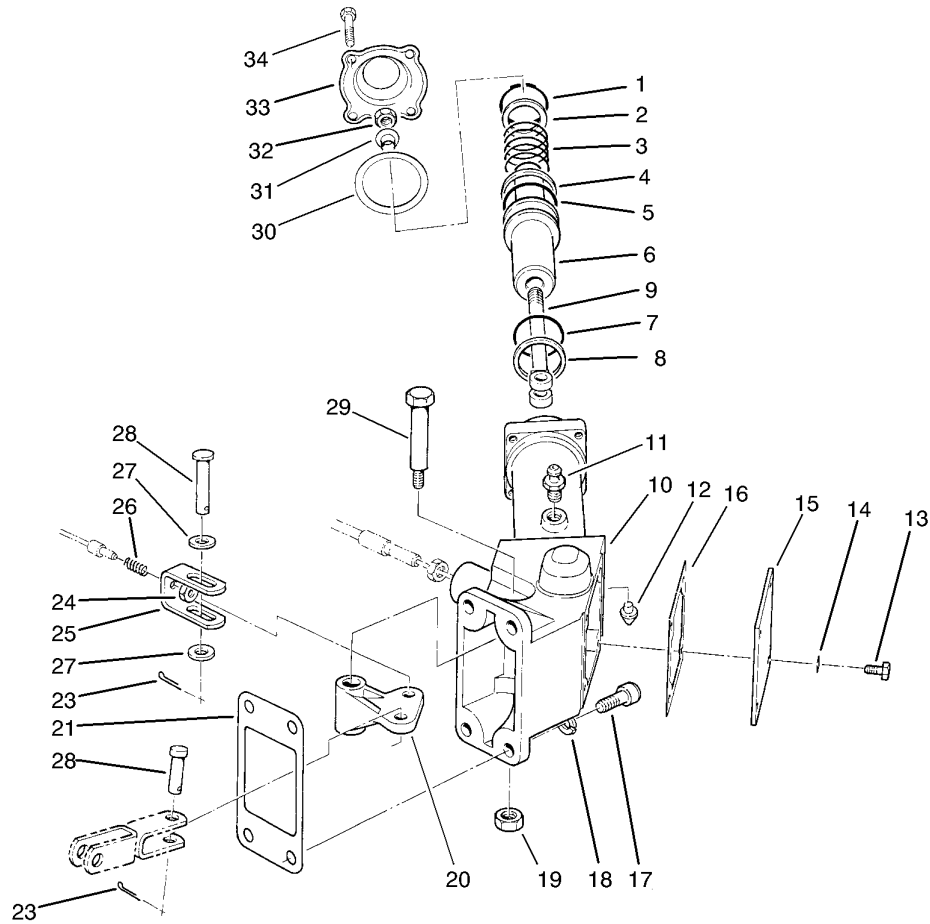
Ref	Part No.	Qty.	Description
26	60-3940	2	Washer
27	60-3950	1	Spring
28	62-6450	1	Retaining Rings Kit
99	62-6460	1	Sealant-R



Hydraulic Motor Assembly No. 69-3050

Ref	Part No.	Qty.	Description
1	69-3150	10	Screw
2	69-3070	10	Washer
3	69-3910	1	Cylinder Block Kit
②3:1		1	Ring-Retaining
②3:2		1	Washer
②3:3		1	Spring-Compression
②3:4		1	Washer
②3:5		1	Block-Cylinder
②3:6		1	Retainer
②3:7		3	Pin-Down, Hold
②3:9		1	Guide-Retainer
②3:10		1	Guide-Slipper
②3:11		7	Piston ASM
4	69-3500	1	Bearing-Sleeve
5	69-3510	1	Pin
6	76-4610	1	Cover-Front
7	76-4590	6	Screw
8	69-3200	2	Ring-Retaining
9	69-3190	1	Seal-Lip
10	95-4400	1	Washer-Backup
11	69-3170	2	Ring-Retaining
12	69-3210	1	Bearing-Ball
13	69-3960	1	Screw
14	69-3970	2	Bearing-Journal

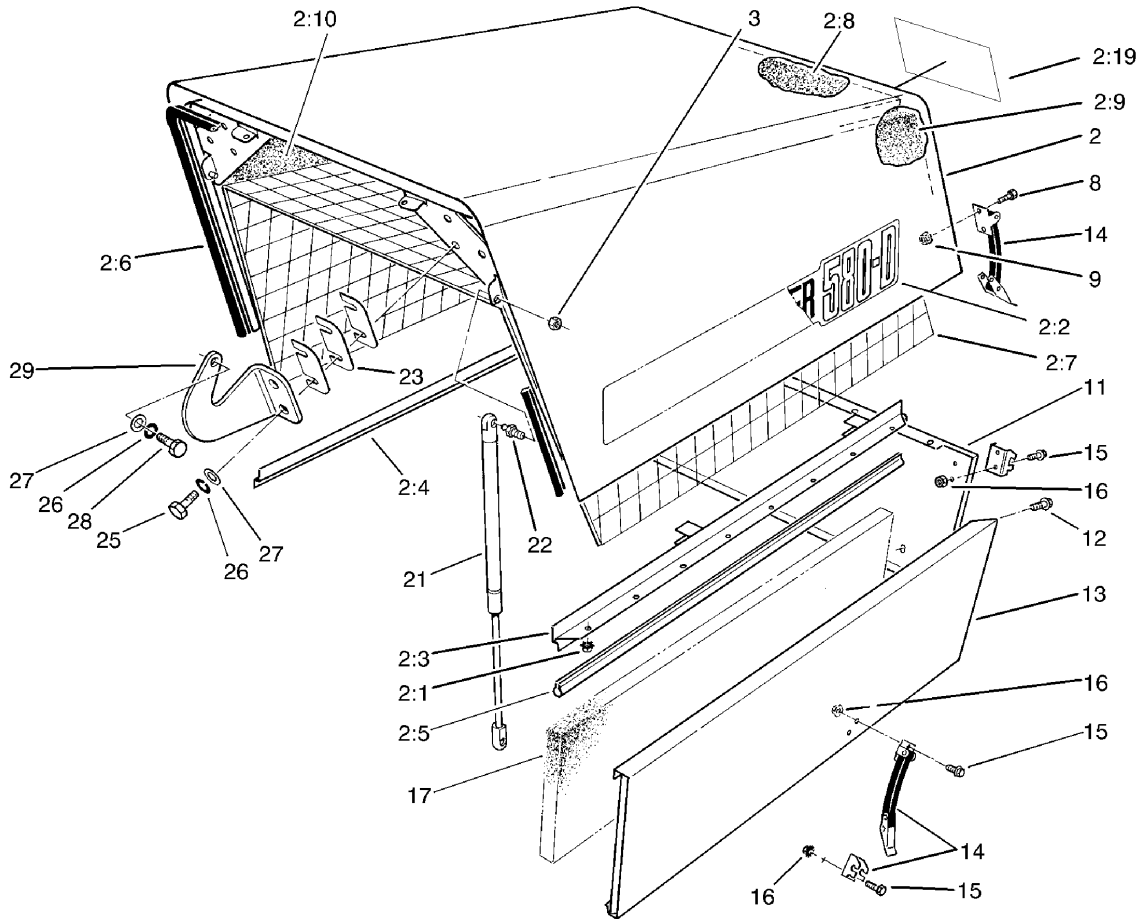
Ref	Part No.	Qty.	Description
15	69-3520	2	Pin
16	69-3980	1	Swashplate
17	69-3950	1	Shaft-Motor
18	76-4600	1	Gasket-Cover, Front
20	69-3990	1	Plate-Valve, Motor
21	69-3940	1	Plug-Threaded, Straight
22	69-3720	2	Cover-Servo
23	69-3710	2	Gasket-Servo
②25		1	Piston Ring And O-Ring Kit
25:1	69-3560	1	O-Ring
25:2	69-3570	2	Ring-Piston
26	69-3450	1	Pin
27	69-3370	1	Bearing-Needle
28	69-3230	1	Pin-Spring
29	69-3130	1	Plug
②29:1		1	O-Ring
②30		1	Housing
31	69-4020	1	Piston-Servo
32	69-4030	1	Spring-Servo
33	69-4040	1	Stop



Wheel Brake Assembly

Ref	Part No.	Qty.	Description
1	32151-100	2	Ring-Retaining
2	69-8910	2	Washer
3	82-7850	2	Spring-Compression
4	354-104	2	Back-Up Ring
5	237-175	2	O-Ring
6	82-7840	2	Piston-Brake
7	237-174	2	O-Ring
8	354-105	2	Back-Up Ring
9	21-2070-03	2	End-Yoke
10	105-0606	1	Housing-RH
10	105-0605	1	Housing-LH
11	82-7830	2	Screw-Bleeder, Brake
12	82-7820	2	Seat-Tube, Brake
13	321-2	8	Screw-HH
14	3253-3	8	Washer-Lock
15	71-3850-03	2	Cover-Actuator, Brake
16	71-3870	2	Gasket
17	3274-7	8	Screw-HSH
18	3253-21	8	Washer-Lock
19	32128-25	2	Nut-Flange
20	71-3830-03	2	Bellcrank-Brake
21	71-3900	2	Gasket
23	3272-10	2	Pin-Cotter
24	3296-3	2	Nut-Lock, NI

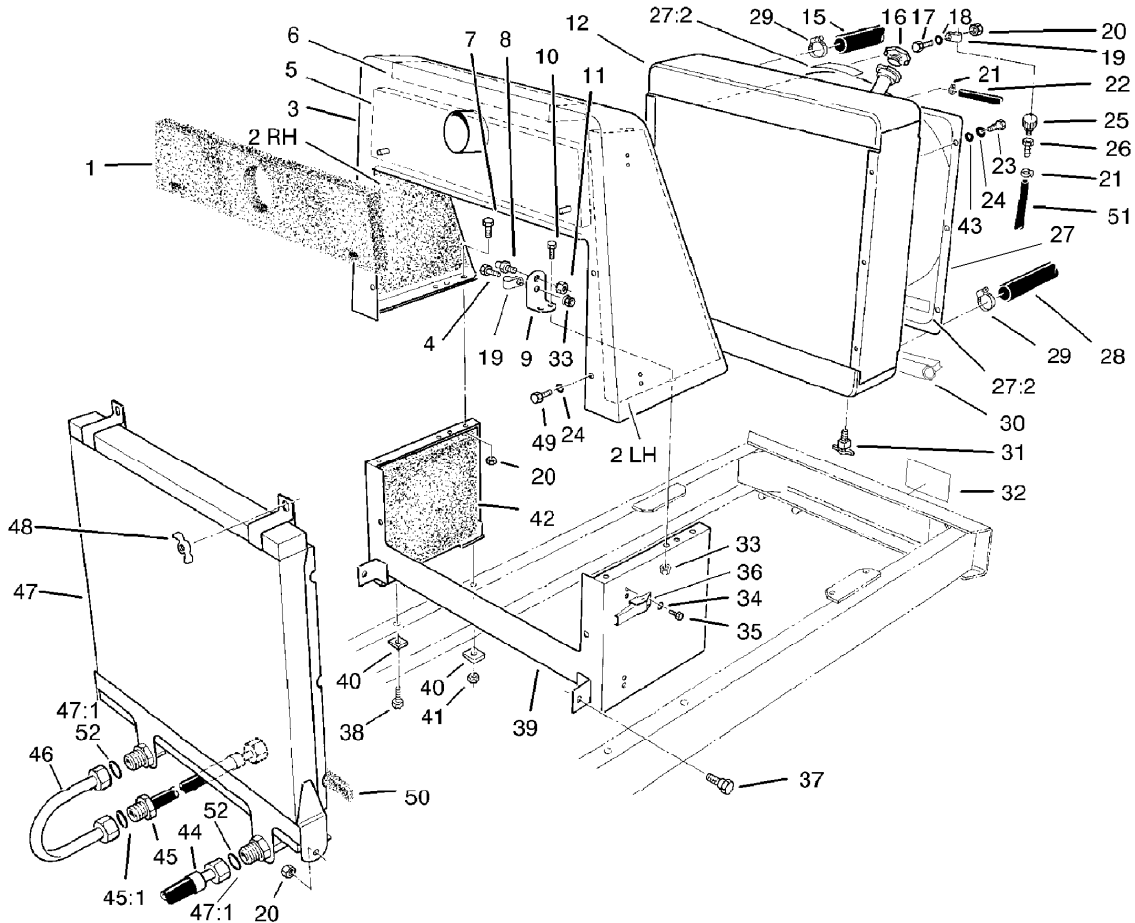
Ref	Part No.	Qty.	Description
25	71-3860	2	Clevis
26	69-0030	2	Spring-Compression
27	3256-24	4	Washer-Flat
28	283-15	2	Pin-Clevis
29	12-8900	2	Bolt-Shoulder, HH
30	93-7417	2	Gasket
31	71-3910	2	Collar
32	3296-59	2	Nut-Lock, NI
33	93-7418	2	Cap-Actuator, Brake
34	321-6	8	Screw-HH



Hood Assembly

Ref	Part No.	Qty.	Description
2	92-1772	1	Hood ASM
2:1	32149-2	16	Nut
2:2	106-0269	2	Decal
2:3	69-8230-03	1	Bracket-Trim
2:4	69-8250-03	1	Bracket-Trim, Bottom
2:5	69-9723	2	Trim-Seal
2:6	69-9724	1	Trim-Seal
2:7	71-0060-03	1	Support
2:8	71-0250	1	Foam-Hood, Top
2:9	71-0260	1	Foam-Hood, LH
2:10	71-0270	1	Foam-Hood, RH
2:19	66-1210	2	Decal
3	32152-1	2	Nut-Lock, NI
8	3290-321	4	Screw-HWH
9	3296-2	4	Nut-Lock
11	69-9520-03	1	Panel-Rear
12	3234-14	6	Screw-HHF
13	69-1380-03	1	Panel-RH
13	69-1390-03	1	Panel-LH
14	69-3010	4	Latch
15	3290-134	4	Screw
16	32149-7	4	Nut-Keeps
17	71-0400	2	Foam-Panel, Side
21	88-6760	2	Spring-Gas

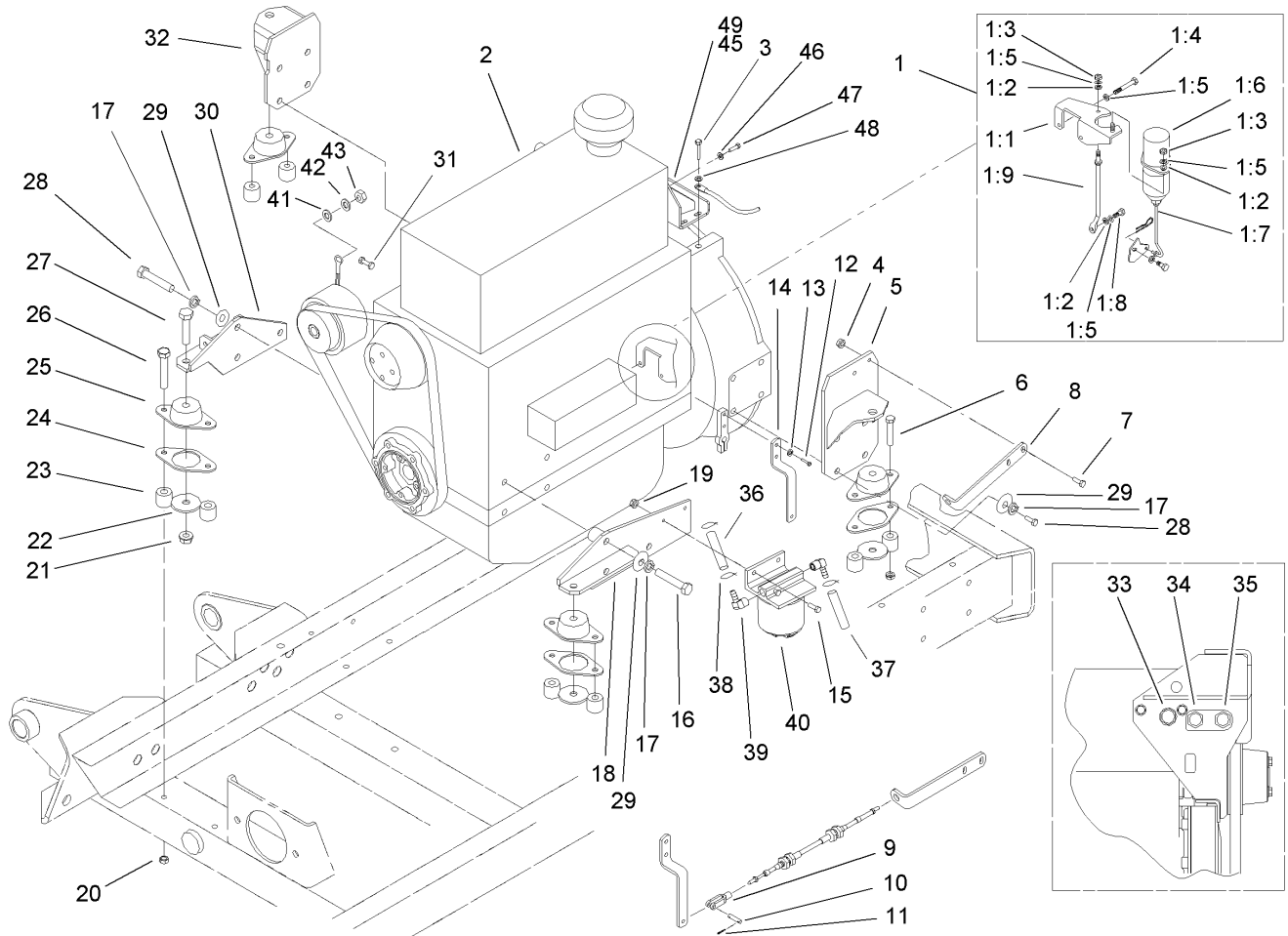
Ref	Part No.	Qty.	Description
22	88-6770	2	Stud-Ball
23	69-8500	8	Shim-Pivot, Hood
25	323-6	4	Screw-HH
26	3253-21	6	Washer-Lock
27	3256-24	6	Washer-Flat
28	323-4	2	Screw-HH
29	98-3026-03	2	Arm-Pivot, Hood



Radiator and Oil Cooler Assembly

Ref	Part No.	Qty.	Description
1	71-0380	1	Foam-Cowl, Right Rear
2	71-0350	1	Foam-Radiator Support, RH
2	71-0340	1	Foam-Radiator Support, LH
3	69-8590-03	1	Support-Radiator, Top
4	322-5	1	Screw-HH
5	71-0390	1	Foam-Radiator Support, Rear
6	71-0360	1	Foam-Radiator Support, Top
7	323-7	4	Screw-HH
8	88-6770	2	Stud-Ball
9	98-7349-03	2	Bracket-Cylinder
10	322-6	4	Screw-HH
11	32152-1	2	Nut-Lock, NI
12	98-7311	1	Radiator
15	98-7320	1	Hose-Upper
16	105-0599	1	Radiator Cap ASM
17	323-4	1	Screw-HH
18	3256-56	2	Washer-Flat
19	2412-41	2	Clamp
20	32152-2	7	Nut-Hex
21	2412-108	2	Clamp-Worm
22	23-2140	1	Hose-Fuel
23	323-34	6	Screw-HH
24	3253-21	12	Washer-Lock
25	68-6150	1	Breather

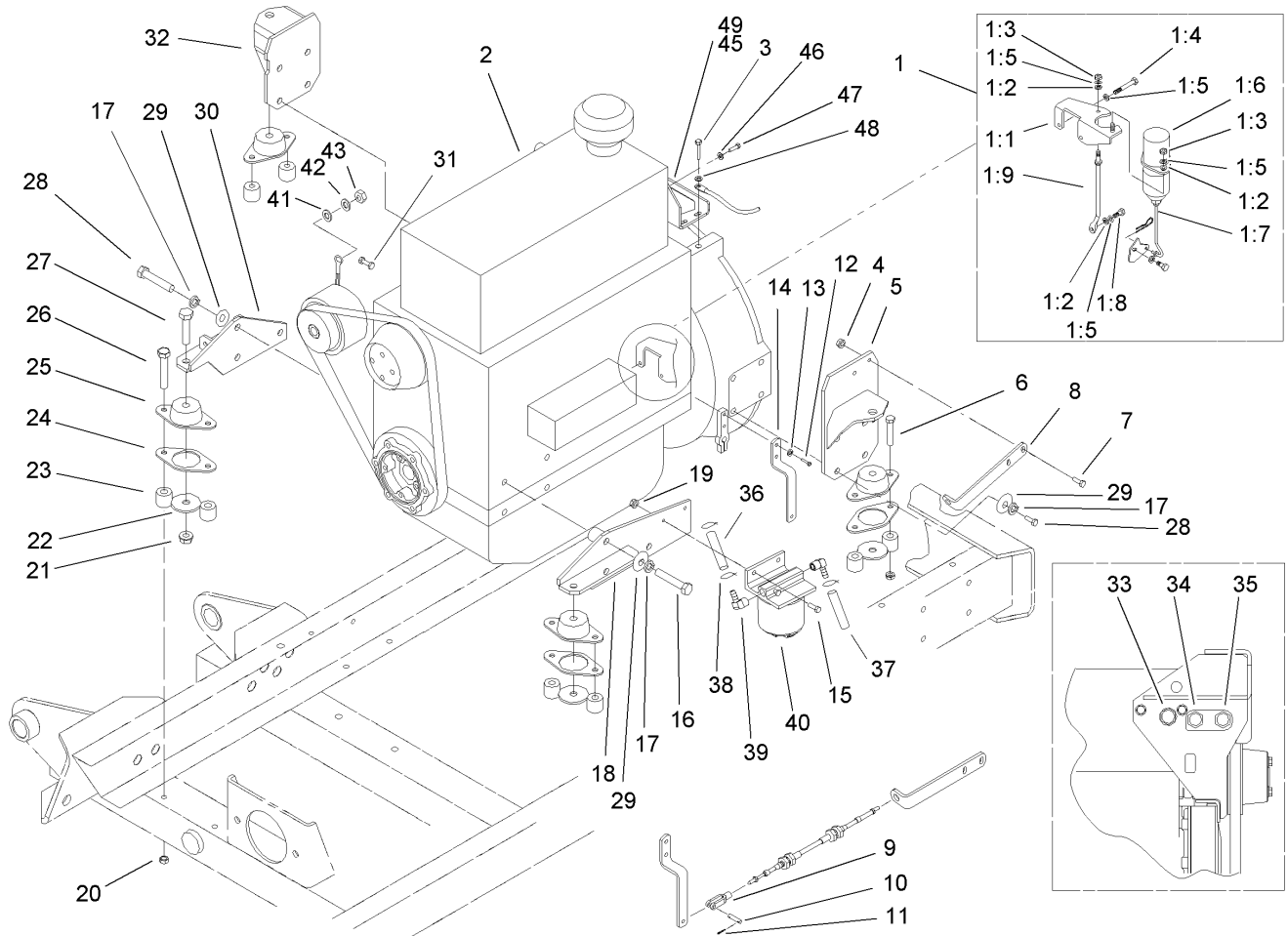
Ref	Part No.	Qty.	Description
26	354-95	1	Fitting-Female, Barbed
27	106-0041	1	Shroud ASM
27:2	93-6681	4	Decal-Warning, Fan
28	95-6456	1	Hose-Lower
29	2412-92	4	Clamp-Hose
30	105-0586	2	Strip-Sealing
31	304-46	1	Draincock
32	72-4080	1	Decal-Danger
33	32128-20	5	Nut-HF
34	3253-2	16	Washer-Lock/sp
35	3290-321	16	Screw-HWH
36	105-9296	8	Latch-Draw
37	46-3380	2	Bolt-Shoulder
38	325-6	4	Screw-HH
39	69-7100-03	1	Support-Radiator, Lower
40	3290-216	4	Washer
41	32153-5	4	Nut-Lock
42	71-0370	2	Foam-Radiator Support, Lower
43	3256-24	4	Washer-Flat
44	69-5620	1	Hose ASM
45	69-8450	1	Hose ASM-HYD Lp
45:1	340-65	1	O-Ring
46	69-5900	1	Tube ASM
47	69-1670	1	Oil Cooler ASM



Engine Installation Assembly

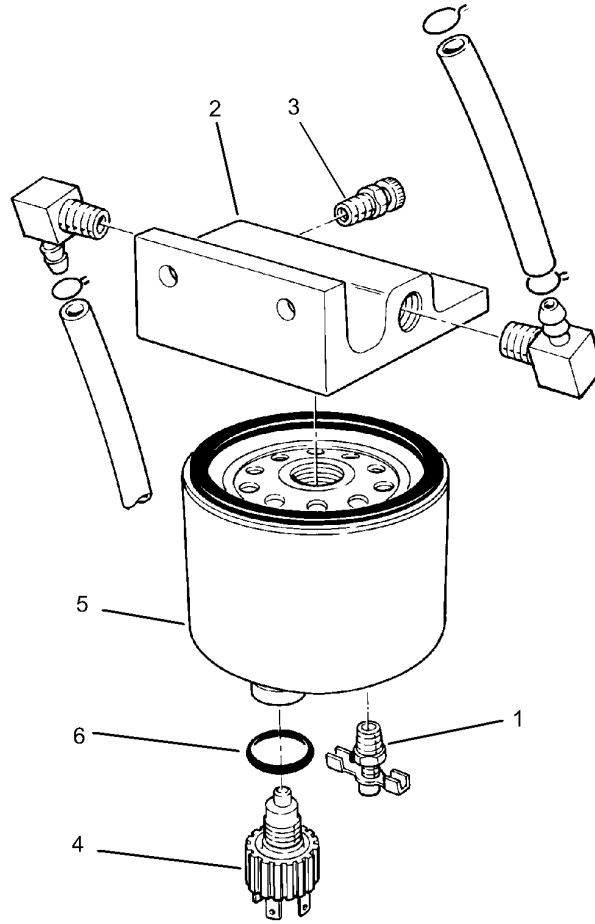
Ref	Part No.	Qty.	Description
1	98-7327	1	Solenoid-Run
1:1	99-1928	1	Bracket-Mounting
1:2	33093-00	3	Washer-Flat
1:3	33013-00	2	Nut-Hex
1:4	33103-050	2	Screw-HHF
1:5	3253-3	5	Washer-Lock
1:6	99-1929	1	Solenoid ASM
1:7	99-1930	1	Rod-Connecting
1:8	33103-016	1	Screw-HHF
1:9	99-1931	1	Rod-Support
2	95-6499	1	Engine ASM
3	33115-025	4	Screw-HH
4	32149-2	2	Nut
5	95-6454-03	1	LH Rear Mount ASM
6	323-10	4	Screw-HH
7	321-6	2	Screw-HH
8	69-8490-03	1	Bracket-Cable, Throttle
9	282-28	1	Clevis-Adjustable
10	69-0090	1	Pin-Throttle
11	3272-1	1	Pin-Cotter
12	33113-016	2	Screw-HH
13	3253-3	2	Washer-Lock
14	95-6489-03	1	Bracket-Throttle
15	321-4	2	Screw-HH

Ref	Part No.	Qty.	Description
16	33116-050	3	Screw-HH
17	3253-7	14	Washer-Lock
18	95-6470-03	1	LH Front Mount ASM
19	32149-2	2	Nut
20	32128-21	8	Nut-HF
21	32128-23	4	Nut-HF
22	98-3023	4	Washer
23	95-6486	8	Spacer-Mount
24	98-0830	4	Retainer-Mount
25	98-3024	4	Mount-Engine
26	323-38	4	Screw-HH
27	325-9	4	Screw-HH
28	33116-030	11	Screw-HH
29	3256-26	14	Washer-Flat
30	95-6467-03	1	RH Front Mount ASM
31	71-4280	1	Switch-Pressure
32	95-6465-03	1	RH Rear Mount ASM
33	51-5070	1	Switch
34	67-4510	1	Guage-Temp, Water
35	93-3526	1	Switch
36	71-2690	1	Hose-Fuel
37	37-9560	1	Hose-Fuel
38	2412-108	3	Clamp-Worm
39	353-781	2	Fitting-Elbow



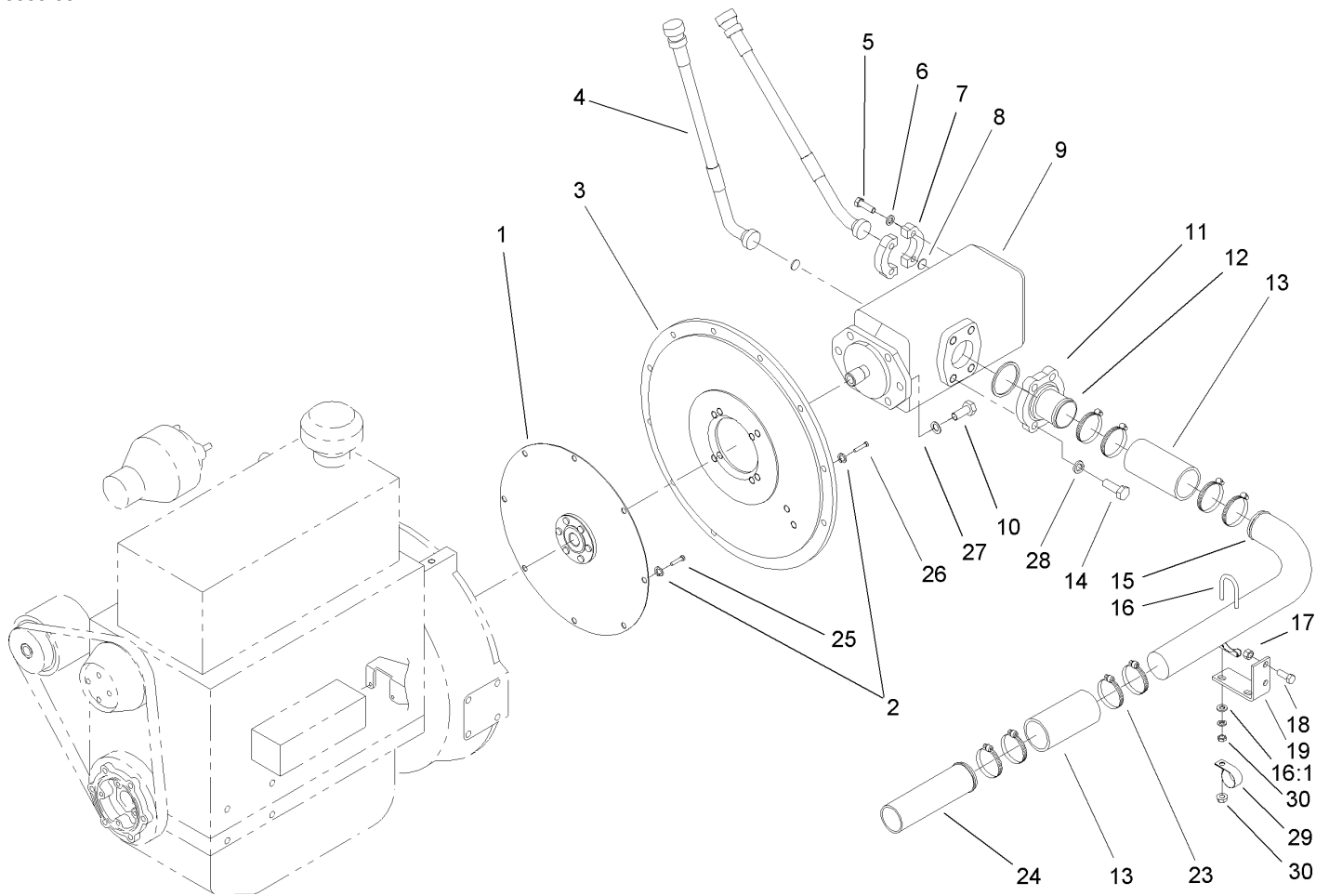
Engine Installation Assembly (continued)

Ref	Part No.	Qty.	Description
40	69-1750	1	Filter-Fuel
41	5-3637	1	Spacer
42	3253-2	1	Washer-Lock/sp
43	48-7880	1	Nut-Hex
44	3290-378	5	Tie-Cable
45	106-0382-03	1	Support-Bellhousing
46	87-7510	4	Washer-Flat
47	33114-030	4	Screw-HH
48	33095-00	4	Washer-Flat
49	99-1809	1	Gasket-Head Rear



Fuel Filter Assembly No. 69-1750

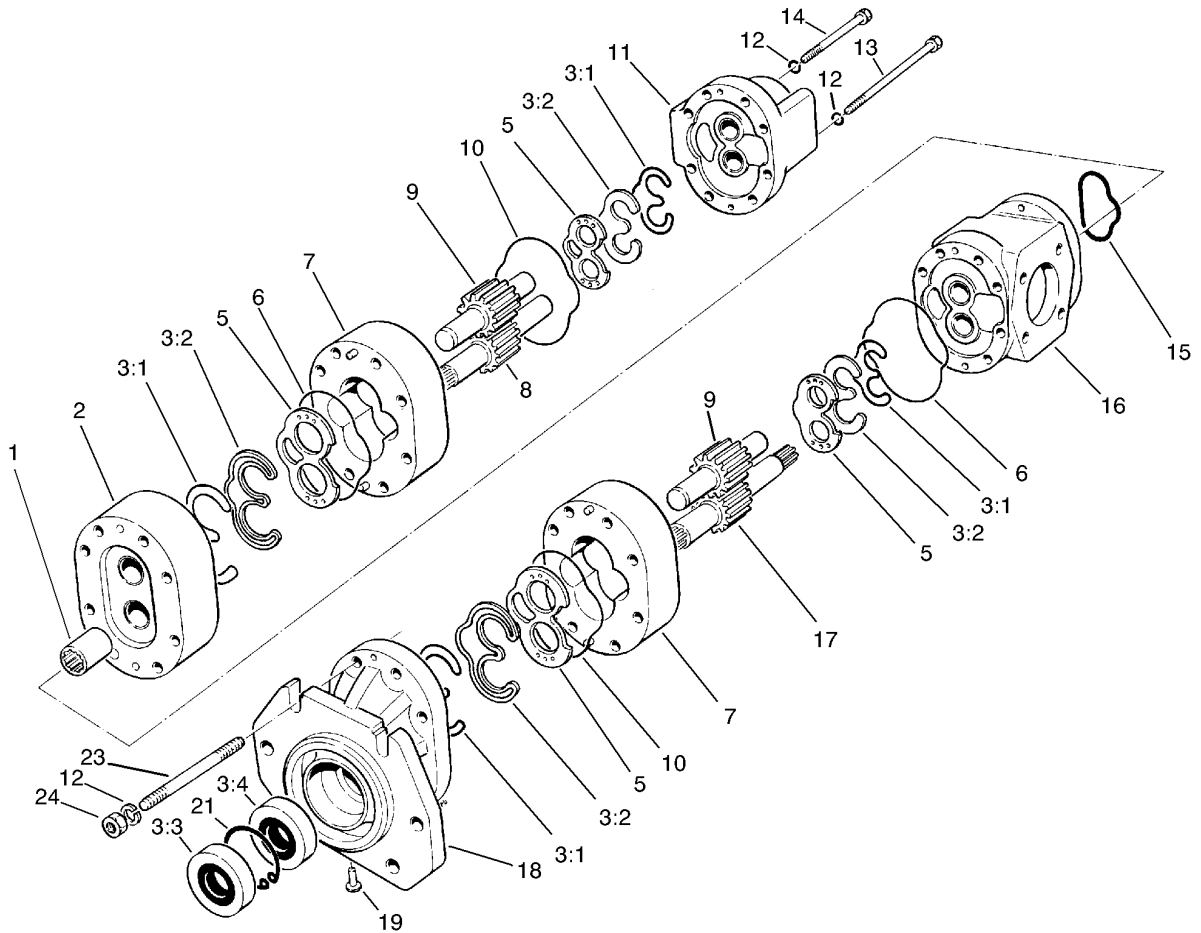
Ref	Part No.	Qty.	Description				
1	63-8310	1	Valve-Drain				
2	63-8280	1	Head ASM				
3	63-8290	1	Vent-Air				
4	69-1760	1	Probe-Sensor, Water				
5	69-1770	1	Element-Spin On				
6	237-154	1	O-Ring				



Double Gear Pump Installation Assembly

Ref	Part No.	Qty.	Description
1	99-8879	1	Coupling-Spring, Center
2	100-4852	20	Washer-Hardened
3	95-6481-03	1	Plate-Adapter, Pump
4	98-0655	2	HYD Hose ASM
5	323-7	8	Screw-HH
6	3253-21	8	Washer-Lock
7	353-992	4	Flange-Split
8	340-135	2	O-Ring
9	69-2050-03	1	Pump-Gear, Double
10	3213-2	4	Screw-HH
11	354-42	2	Flange-Split
12	74-2270	1	Fitting-Suction
13	69-5640	2	Hose-Return
14	325-6	4	Screw-HH
15	99-4969	1	Tube-Suction
16	20-4840	2	Clamp-Muffler
16:1	3217-6	2	Nut-Hex
17	32152-2	4	Nut-Hex
18	323-6	4	Screw-HH
19	69-9220-03	2	Bracket-Tube, Suction
23	2412-42	8	Clamp-Hose
24	99-4968	1	Tube-Suction
25	33115-025	8	Screw-HH
26	33115-030	12	Screw-HH

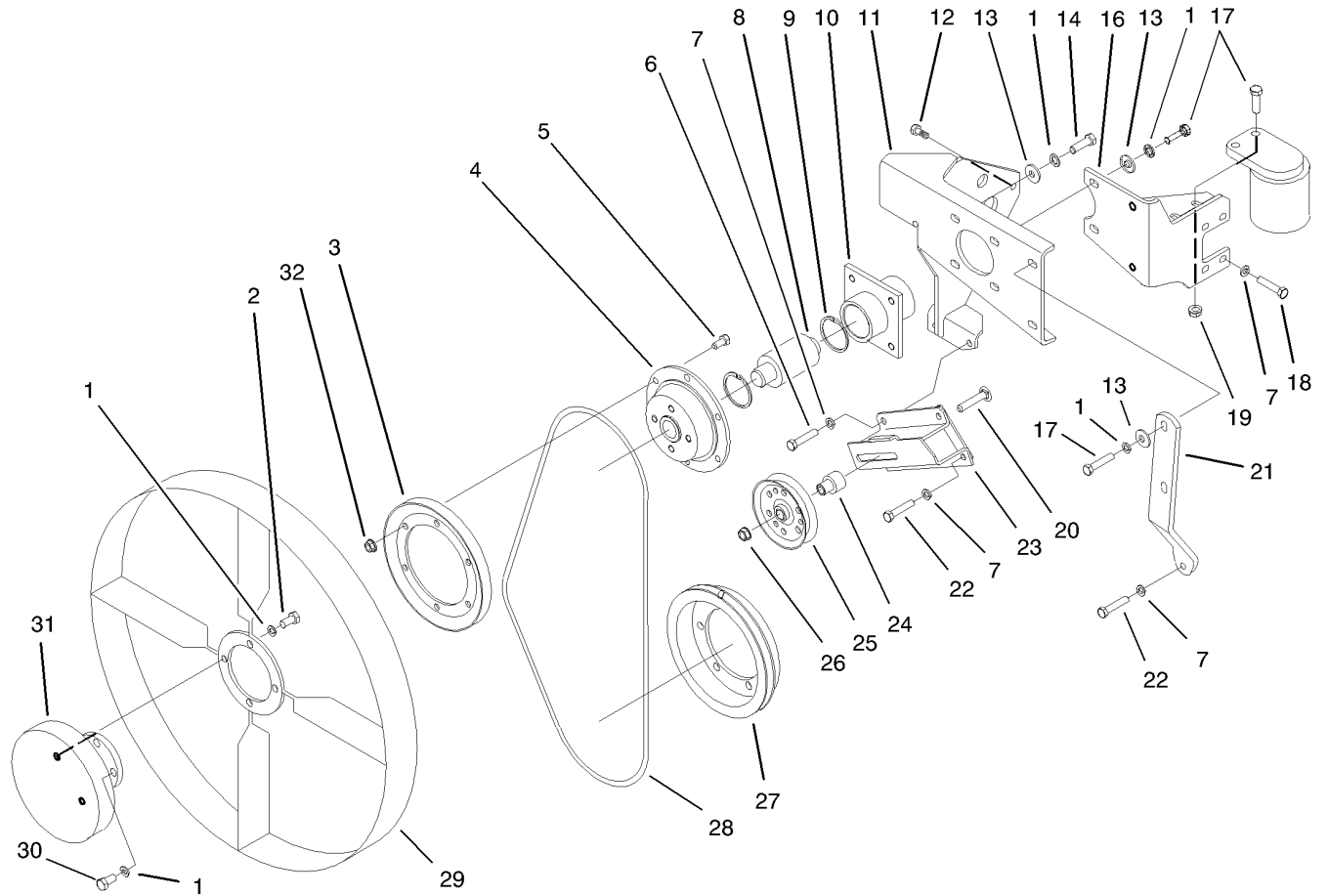
Ref	Part No.	Qty.	Description
27	87-7270	4	Washer-Thrust
28	3253-7	6	Washer-Lock
29	2412-104	2	R-Clamp
30	32128-20	6	Nut-HF



Double Gear Pump Assembly No. 69-2050-03

Ref	Part No.	Qty.	Description
1	69-2110	1	Coupling
2	69-2170	1	Adapter Section ASM
3	59-8610	1	Seal Kit
3:1	59-7990	4	Seal
3:2	59-8470	4	Retainer
3:3	59-8570	1	Seal
3:4	59-8590	1	Seal
5	69-2070	4	Plate-Flex
6	69-2200	2	O-Ring
7	69-2080	2	Section-Center
8	69-2090	1	Gear-Drive, Rear
9	59-8600	2	Gear
10	69-2120	2	O-Ring
11	69-2100	1	Rear Cover ASM
12	59-7590	16	Lockwasher
13	69-2150	4	Capscrew
14	69-2140	4	Capscrew
15	69-2210	1	O-Ring
16	69-2160	1	Port Section ASM
17	59-8500	1	Gear
18	69-2060	1	Shaft End Cover ASM
19	69-2130	1	Plug
21	59-8580	1	Ring-Retaining
23	59-7970	8	Stud

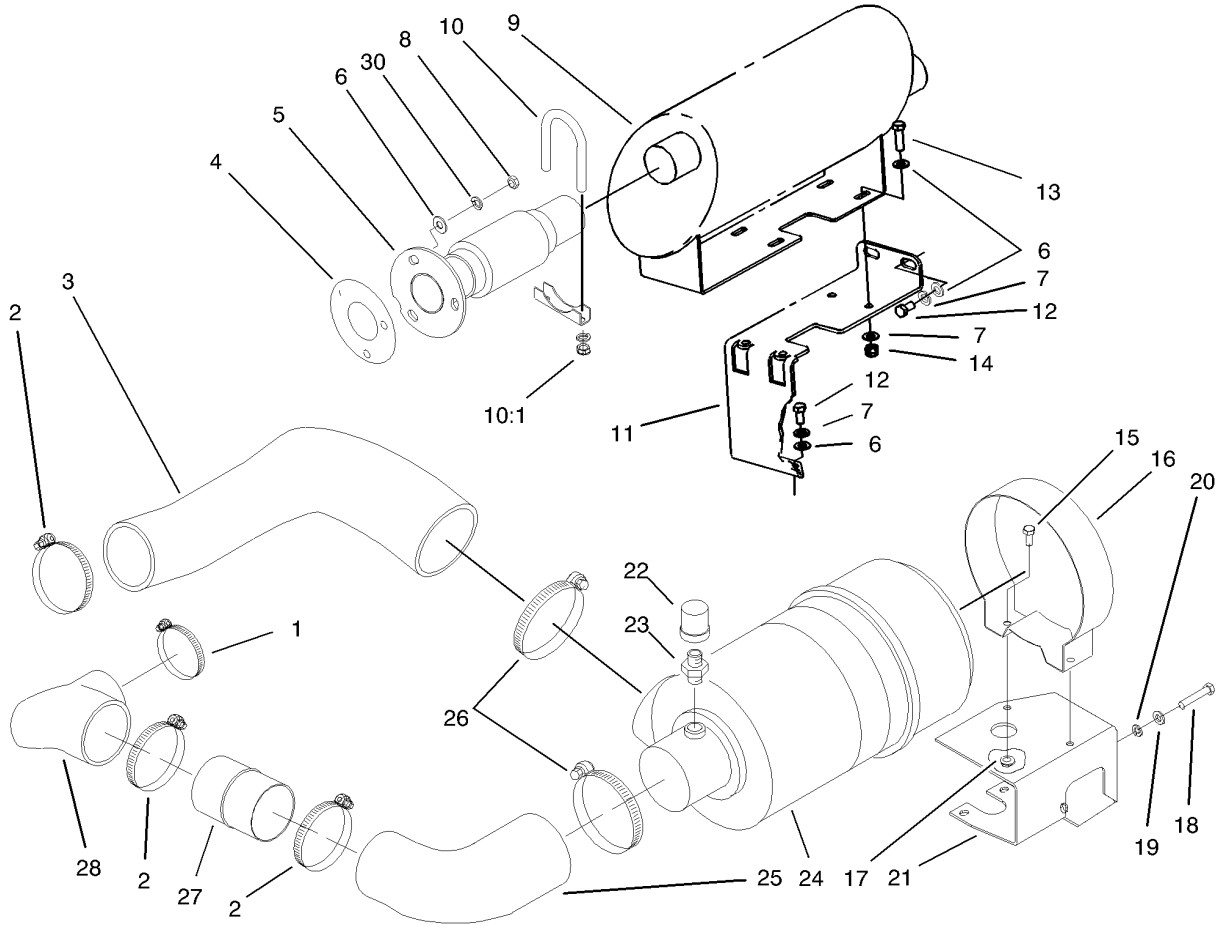
Ref	Part No.	Qty.	Description
24	59-7580	8	Nut



Fan Drive Assembly

Ref	Part No.	Qty.	Description
1	3253-21	14	Washer-Lock
2	323-4	4	Screw-HH
3	96-1267-03	1	Pulley-Fan
4	98-3008-03	1	Hub-Fan
5	322-3	6	Screw-HH
6	33114-070	1	Screw-HH
7	3253-4	9	Washer-Lock
8	98-0831	1	Bearing-Fan
9	32120-11	2	Ring-Retaining
10	95-6495-03	1	Housing-Bearing
11	105-0585-03	1	Support Fan ASM
12	33104-020	2	Screw-HHF
13	5-0838	6	Washer
14	323-6	2	Screw-HH
16	95-6480-03	1	Bracket
17	323-7	6	Screw-HH
18	33114-045	4	Screw-HH
19	3296-39	2	Nut-Lock, NI
20	3231-6	1	Screw-CARR
21	98-3013-03	1	Support-Fan
22	33114-060	4	Screw-HH
23	106-0375-03	1	Bracket-Idler
24	99-4419	1	Spacer-Idler
25	66-5310-03	1	Pulley-Idler, V

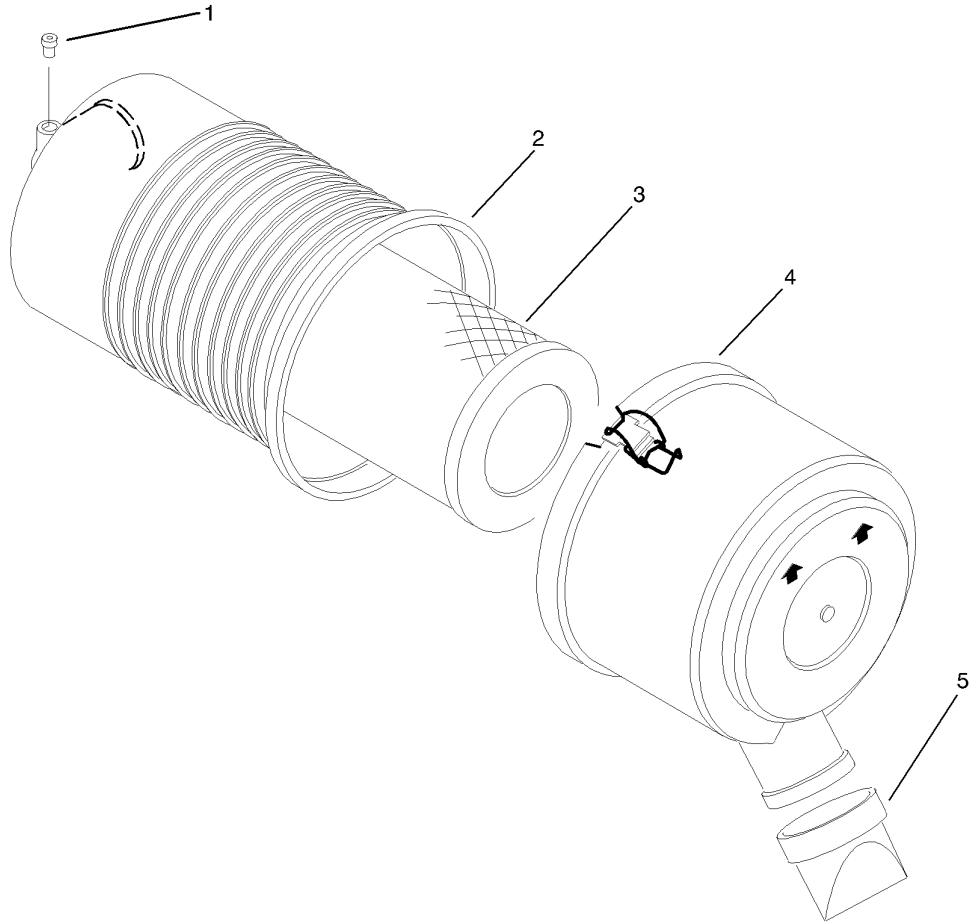
Ref	Part No.	Qty.	Description
26	32128-21	1	Nut-HF
27	95-6477-03	1	Pulley-Drive, Fan
28	98-9008	1	V-Belt
29	98-0809	1	Fan
30	323-5	4	Screw-HH
31	98-7321	1	Clutch-Fan, Modulating
32	32128-25	6	Nut-Flange



Muffler and Air Cleaner Assembly

Ref	Part No.	Qty.	Description
1	2412-42	1	Clamp-Hose
2	2412-110	3	Clamp-Hose
3	95-6459	1	Hose-Inlet, Air
4	99-2277	1	Gasket
5	105-0560	1	Exhaust Tube ASM
6	3256-24	11	Washer-Flat
7	3253-21	4	Washer-Lock
8	69-9710	3	Nut-Hex
9	105-0578	1	Muffler
10	20-4840	1	Clamp-Muffler
10:1	3217-6	2	Nut-Hex
11	105-0579-03	1	Mount-Frame
12	323-4	4	Screw-HH
13	323-6	4	Screw-HH
14	3296-39	4	Nut-Lock, NI
15	322-3	2	Screw-HH
16	98-0833	1	Band-Cleaner, Air
17	32128-25	4	Nut-Flange
18	33114-020	4	Screw-HH
19	3256-23	4	Washer-Flat
20	3253-4	4	Washer-Lock
21	95-6462-03	1	Bracket-Cleaner, Air
22	69-1940	1	Indicator-Electrical
23	94-1416	1	Indicator Adapter ASM

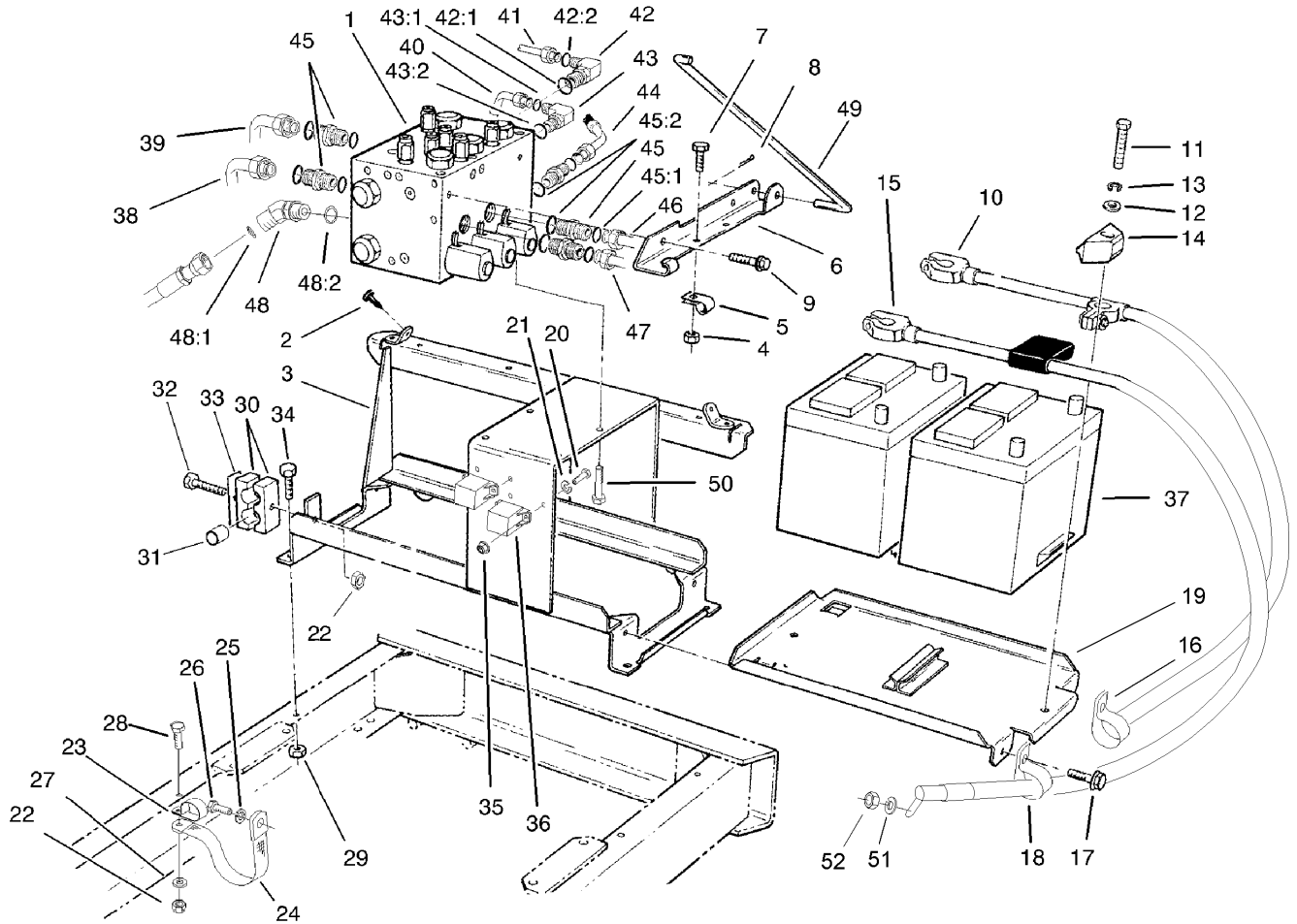
Ref	Part No.	Qty.	Description
24	98-0800	1	Air Cleaner ASM
25	95-6457	1	Hose-Outlet, Air
26	98-7347	2	Clamp-Hose
27	95-6461	1	Tube-Intake
28	95-6458	1	Hose-Outlet, Air
30	42-9600	3	Lockwasher-Spring



Air Cleaner Assembly No. 98-0800

Ref	Part No.	Qty.	Description
1		1	Plug
2		1	Body ASM
3	98-0801	1	Element ASM
4	98-0802	1	Cover
5	104-4258	1	Valve-Vacuator

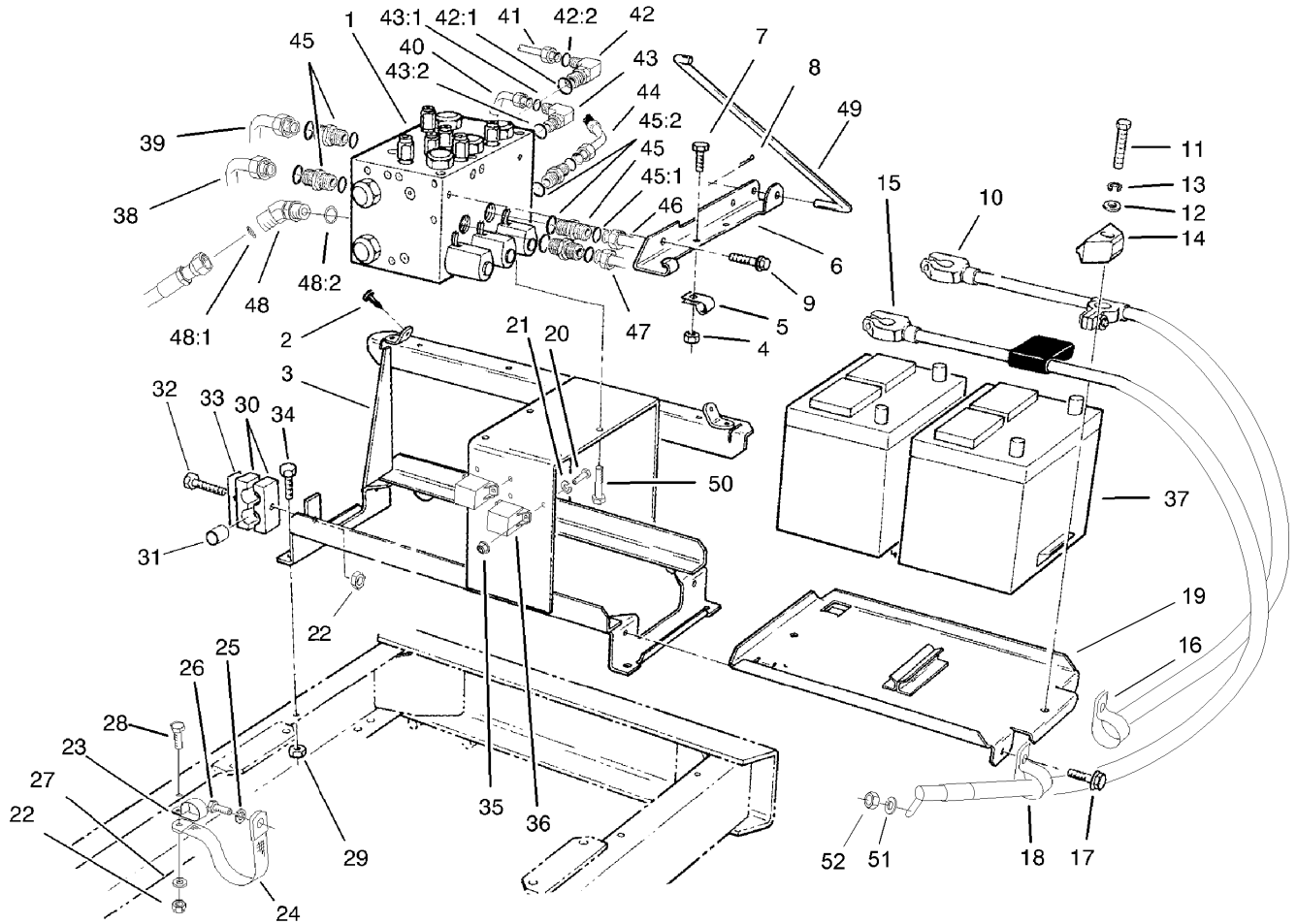
--	--	--	--



Battery Frame Assembly

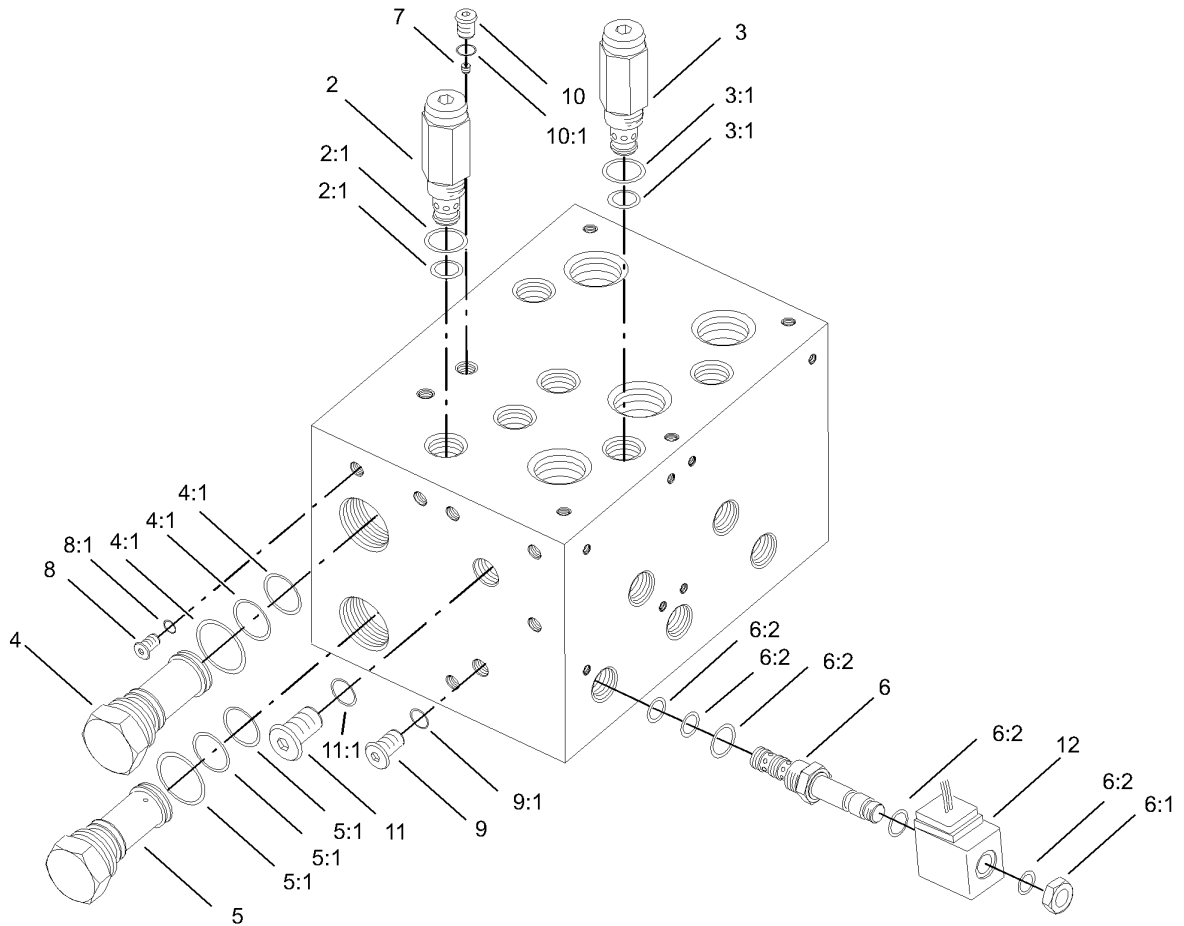
Ref	Part No.	Qty.	Description
1	95-5908	1	Manifold-Control, Deck
2	237-37	4	Bumper-Rubber
3	69-8290-03	1	Base-Battery
4	32149-2	3	Nut
5	2412-73	3	Clamp-R
6	69-9350-03	1	Support-Prop, Hood
7	321-3	3	Screw-HH
8	3272-6	1	Pin-Cotter
9	3234-14	2	Screw-HHF
10	95-1839	1	Cable-Negative
11	323-9	2	Screw-HH
12	3256-24	2	Washer-Flat
13	3253-21	2	Washer-Lock
14	66-2490	2	Retainer-Battery
15	98-7308	1	Positive Cable ASM
16	2412-41	1	Clamp
17	3234-17	2	Screw-HHF
18	98-3883	1	Clamp-Wire
19	80-0160-03	1	Tray-Battery
20	32105-13	4	Screw-SHH
21	3253-2	4	Washer-Lock/sp
22	32152-1	4	Nut-Lock, NI
23	2412-74	2	R-Clamp
24	18-2770	1	Cable-Ground

Ref	Part No.	Qty.	Description
25	3253-7	1	Washer-Lock
26	33116-020	1	Screw-HH
27	3254-2	1	Washer-Lock, Int
28	322-4	2	Screw-HH
29	32152-2	4	Nut-Hex
30	56-7974	2	Clamp-Tube
31	23-7250	1	Spacer-Idler
32	322-11	1	Screw-HH
33	69-9761	1	Coverplate
34	323-5	4	Screw-HH
35	3296-2	4	Nut-Lock
36	66-8800	2	Relay
37	93-0306	2	Battery (Wet)
38	98-0806	1	Tube ASM
●38:1	237-65	1	O-Ring
39	98-0805	1	Tube ASM
●39:1	237-65	1	O-Ring
40	106-0061	1	Hose ASM
41	69-6160	1	Tube ASM
●41:1	340-65	1	O-Ring
42	340-129	1	Fitting-Hyd, 90 DEG
42:1	237-146	1	O-Ring
42:2	340-65	1	O-Ring
43	340-142	1	Fitting-Hyd, 90 DEG



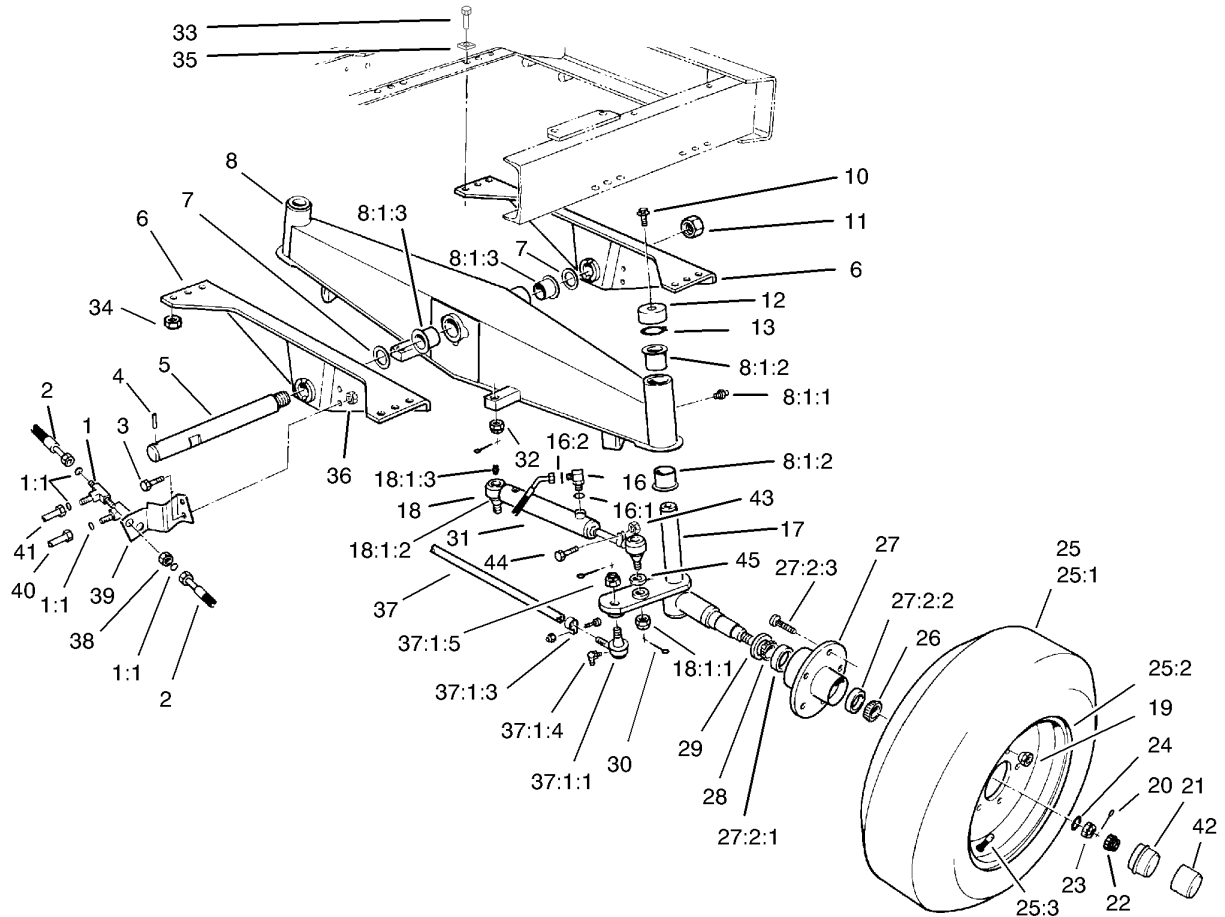
Battery Frame Assembly (continued)

Ref	Part No.	Qty.	Description
43:1	237-58	1	O-Ring
43:2	237-81	1	O-Ring
44	106-0059	1	Hose ASM
45	340-9	5	Fitting-Hyd, Straight
45:1	237-58	1	O-Ring
45:2	237-81	1	O-Ring
46	69-6180	1	Tube-HYD
●46:1	237-65	1	O-Ring
47	69-6170	1	Tube-HYD
●47:1	237-65	1	O-Ring
48	98-0657	2	Fitting-HYD
48:1	237-58	1	O-Ring
48:2	237-81	1	O-Ring
49	69-9120-03	1	Prop-Hood
50	323-4	4	Screw-HH
51	3255-8	1	Washer-Lock
52	33014-00	1	Nut-Hex



Deck Manifold Assembly No. 95-5908

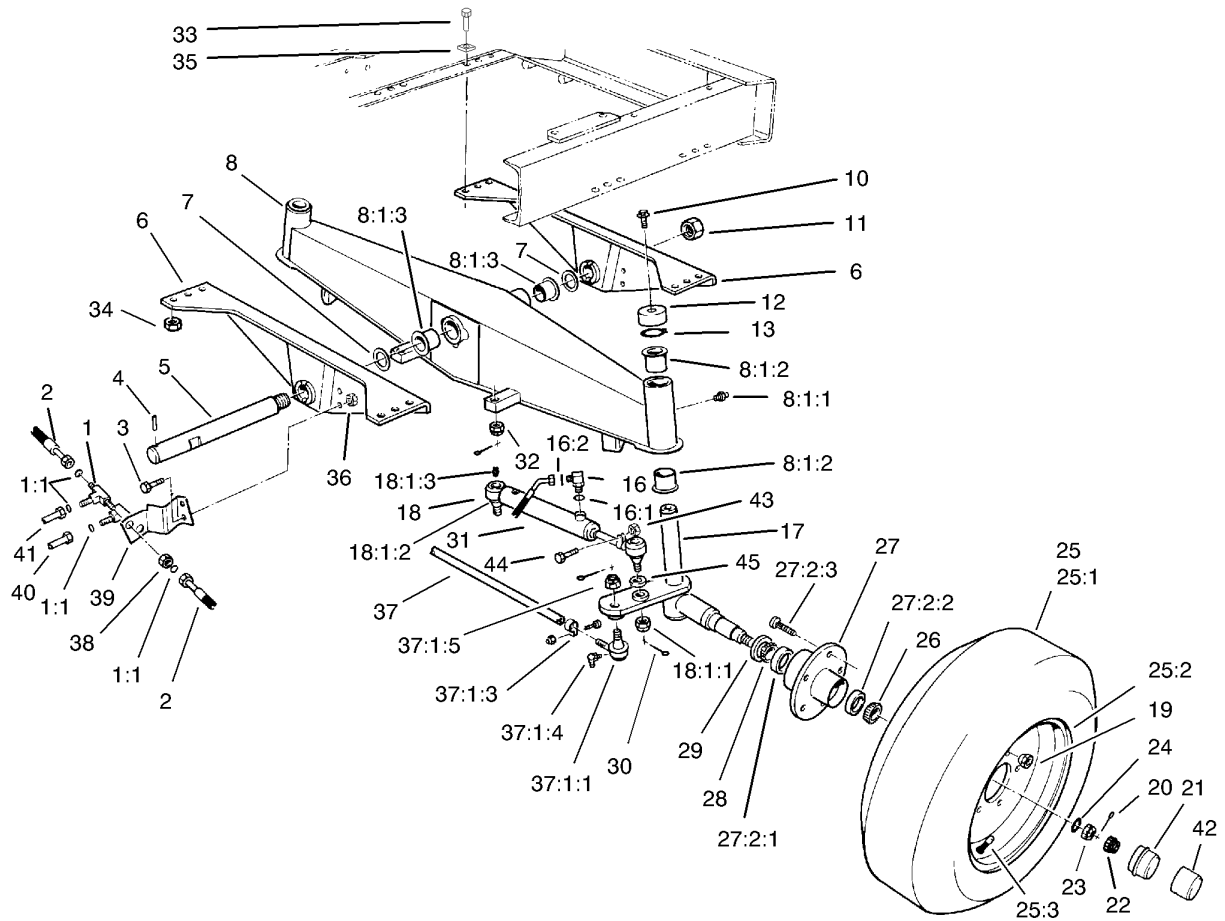
Ref	Part No.	Qty.	Description
1		1	Body-Manifold
2	95-5640	3	Valve-Relief
2:1	95-5645	1	Seal Kit
3	95-5635	3	Valve-Relief
3:1		1	O-Ring
4	95-5636	3	Cartridge-Logic, Spool
4:1	95-5644	1	Seal Kit
5	95-5637	3	Cartridge-Logic, Spool
5:1	95-5644	1	Seal Kit
6	95-5639	3	Valve-Solenoid
6:1	3219-10	1	Nut-Hex
6:2	95-5643	1	Seal Kit
7	69-4220	1	Plug-Orifice
8	353-991	30	Plug-Hex, Hollow
8:1	237-156	1	O-Ring
9	353-990	1	Plug
9:1	237-78	1	O-Ring
10	353-989	1	Plug-Hex, Hollow
10:1	237-42	1	O-Ring
11	353-988	4	Plug-Hex, Hollow
11:1	237-79	1	O-Ring
12	88-9190	3	Solenoid Coil Kit



Rear Axle Assembly

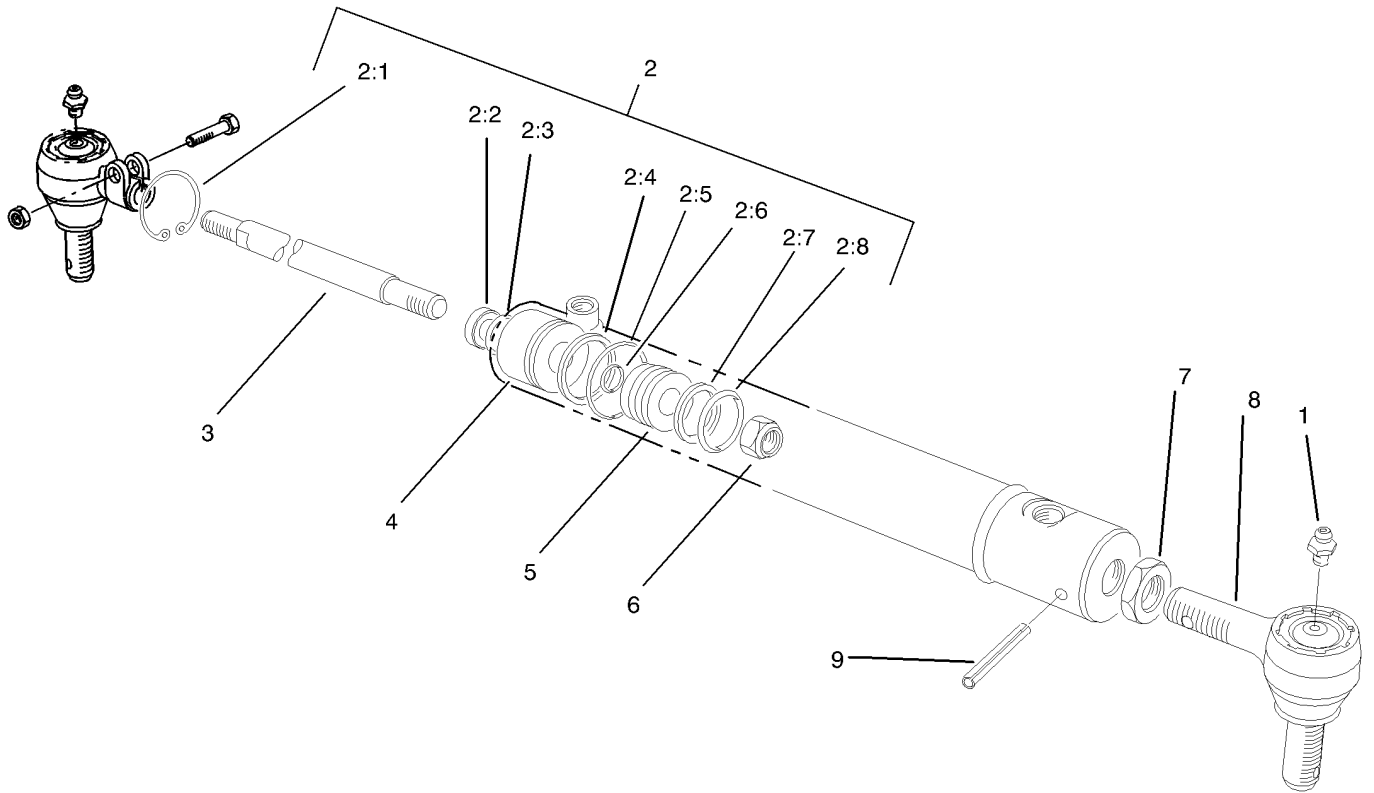
Ref	Part No.	Qty.	Description
1	340-68	2	Fitting-Tee, Bulkhead
1:1	237-22	3	O-Ring
2	69-5510	4	Hose ASM
3	323-6	2	Screw-HH
4	32121-110	1	Pin-Roll, Slotted
5	71-2590	1	Shaft-Pivot
6	69-7960-01	2	Support-Axle
7	98-1452	2	Washer-Thrust
8	100-3364-01	1	Rear Axle ASM
8:1:1	302-5	3	Fitting-Grease
8:1:2	100-2506	4	Bushing-Castor
8:1:3	69-6470	2	Bushing-Castor
10	3234-12	2	Screw-HHF
11	3296-68	1	Nut-Lock, NI
12	100-3362	2	Cap-Spindle
13	100-4196	2	Ring-Retaining
16	340-132	4	Fitting-Hyd, 90 DEG
16:1	237-78	1	O-Ring
16:2	237-21	1	O-Ring
17	100-3359-03	1	Spindle-Wheel, RH
17	100-3358-03	1	Spindle-Wheel, LH
18	106-6895-03	2	Ball Joint ASM
18:1:1	32136-13	1	Nut-SHH
18:1:2	106-6896	1	Seal

Ref	Part No.	Qty.	Description
18:1:3	302-5	1	Fitting-Grease
19	23-7270	10	Nut-Wheel
20	3272-13	2	Pin-Cotter
21	100-3769	2	Protector-Bearing
22	93-0307	2	Nut-Lock, Retainer
23	3220-7	2	Nut-Jam
24	93-0309	2	Washer-Tab
25	69-9870	2	Tire And Wheel ASM
25:1	69-9880	1	Tire
25:2	217-116	1	Rim-Wheel
25:3	232-27	1	Stem-Valve
26	254-92	2	Cone-Bearing, Outer
27	69-2960-03	2	Hub ASM
27:2:1	254-107	1	Cup-Bearing, Tapered
27:2:2	254-72	1	Bearing-Cup, Tapered
27:2:3	69-2990	5	Stud-Wheel
28	254-106	2	Cone-Bearing, Tapered
29	69-2980	2	Seal
30	3272-12	6	Pin-Cotter
31	98-0661	2	Cylinder-Steering
32	32136-13	2	Nut-SHH
33	100-6116	12	Screw-HHF
34	32128-23	12	Nut-HF
35	3290-216	12	Washer



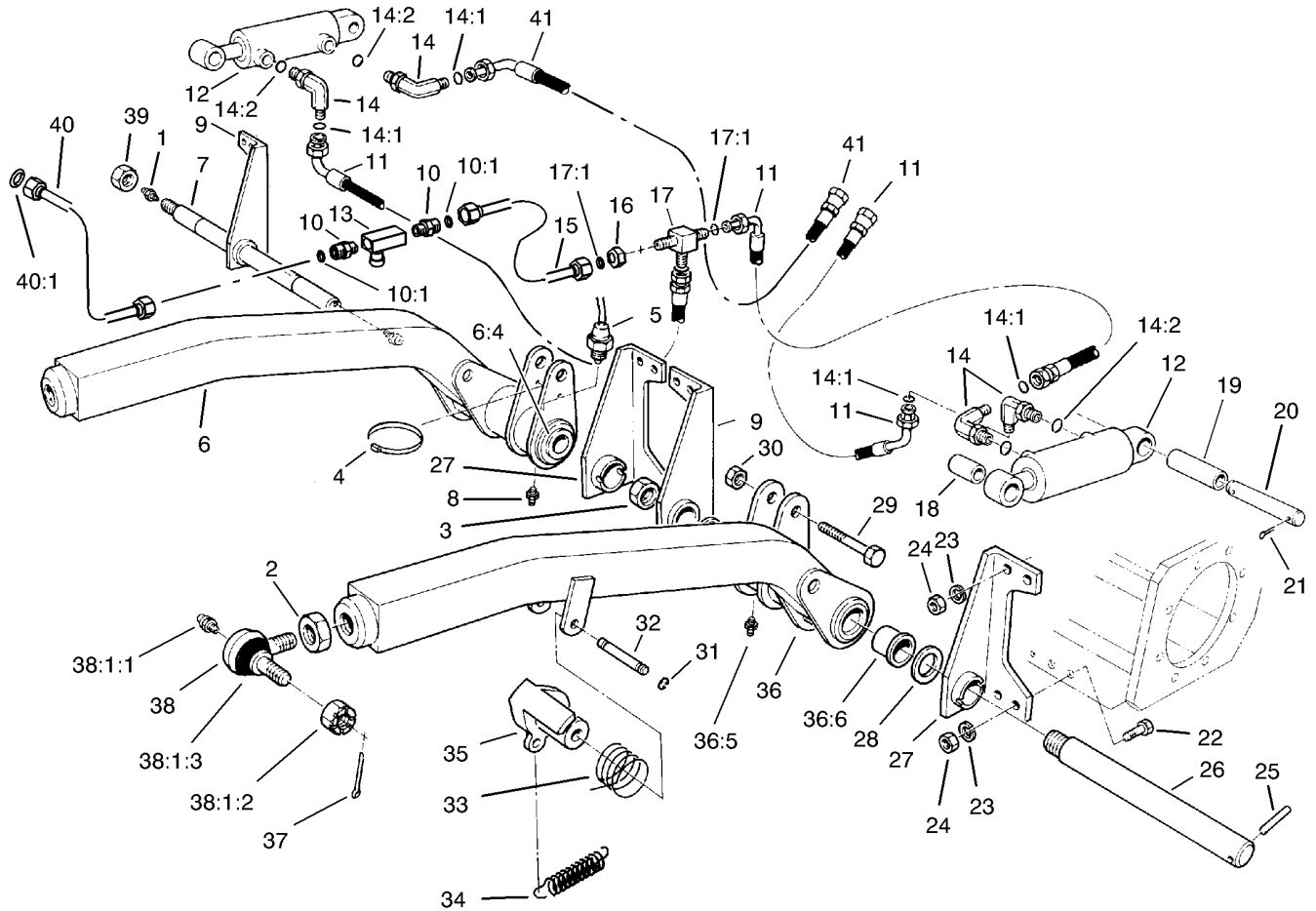
Rear Axle Assembly (continued)

Ref	Part No.	Qty.	Description
36	32152-2	2	Nut-Hex
37	3-3710-01	1	Tie Rod ASM
37:1:1	2116-4	1	End-Rod, Tie
37:1:2	2116-3	1	End-Rod, Tie
37:1:3	2412-7	2	Clamp ASM
37:1:4	302-33	2	Fitting-Grease
37:1:5	32136-2	2	Nut-SHH
38	340-70	2	Nut-Lock
39	95-6487-03	1	Bracket-Hose
40	69-6010	1	Tube-HYD
41	69-6020	1	Tube-HYD
42	100-3809	2	Cap-Protector, Bearing
43	32152-5	2	Nut-Conelock
44	3210-7	2	Screw-HH
45	3256-6	6	Washer-Flat



Hydraulic Cylinder Assembly No. 98-0661

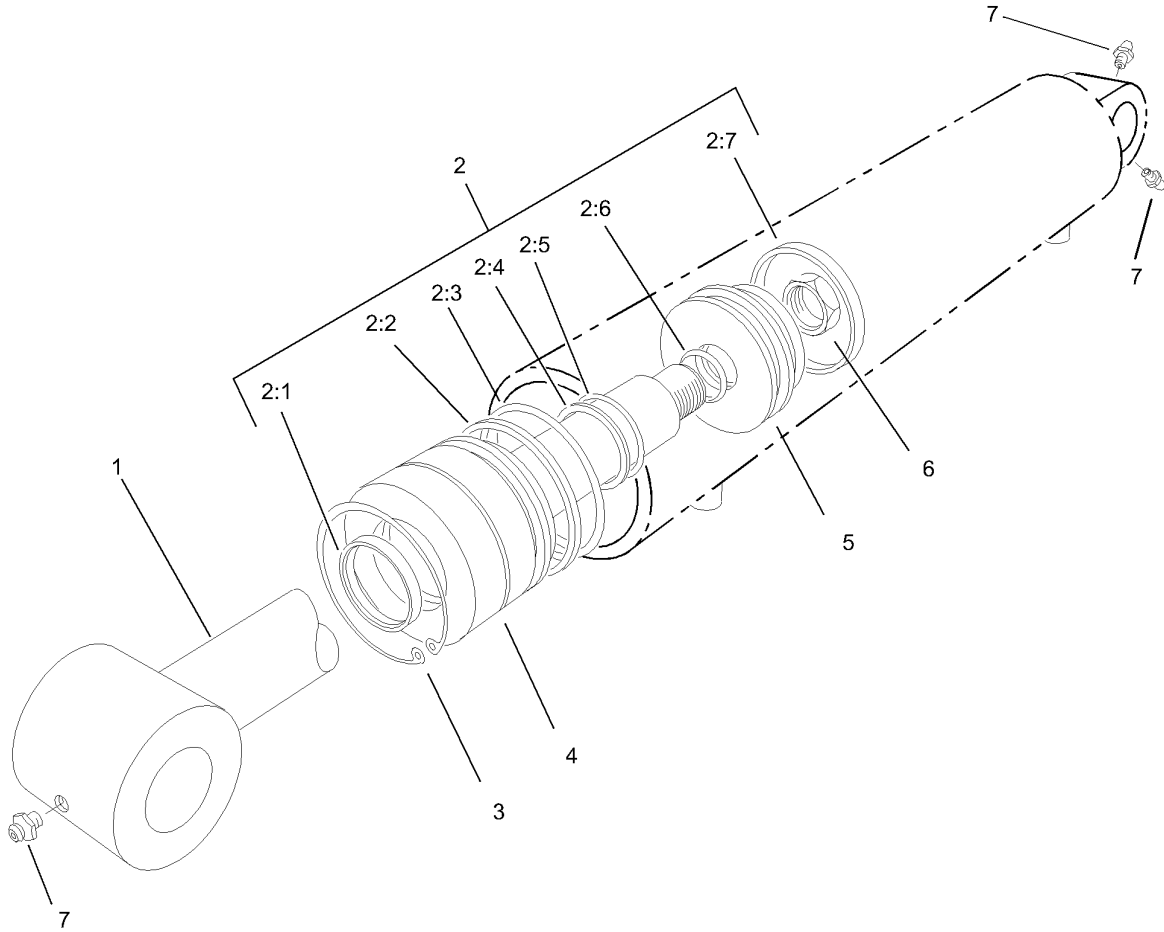
Ref	Part No.	Qty.	Description
1	302-5	1	Fitting-Grease
2	98-0667	1	Repair Kit
2:1		1	Ring-Retaining
2:2		1	Wiper-Rod
2:3		1	Seal-U Cup
2:4		1	Ring-Back Up
2:5		1	O-Ring
2:6		1	O-Ring
2:7		1	Ring-Piston
2:8		1	O-Ring
3		1	Rod-Piston
4		1	Ring-Head
5		1	Piston
6		1	Nut-Lock
7	69-1980	1	Nut-Jam
8	69-1970	1	Joint-Ball
9	32121-34	1	Pin-Roll



Front Lift Arm Assembly

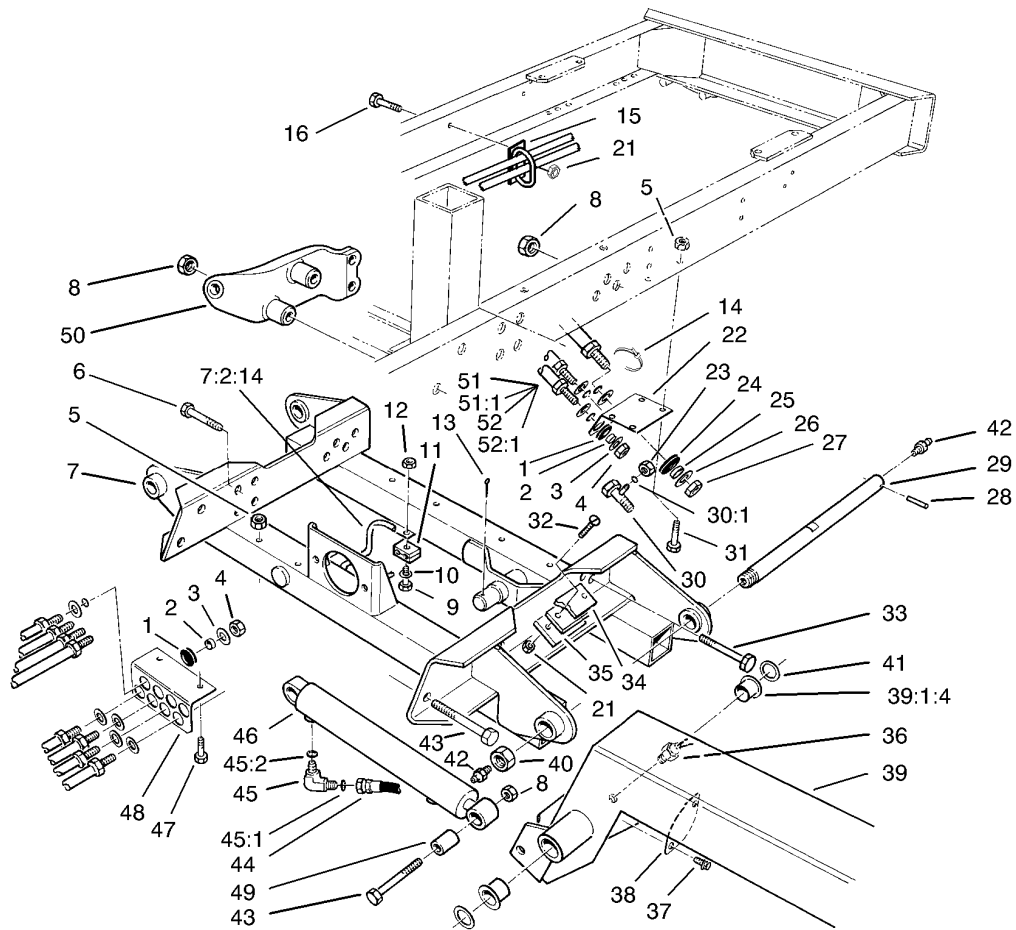
Ref	Part No.	Qty.	Description
1	302-2	2	Fitting-Grease
2	21-3000-01	2	Nut-Jam, Push Arm
3	3296-68	2	Nut-Lock, NI
4	3290-378	1	Tie-Cable
5	72-4310	1	Switch-Ball
6	69-9570	1	RH Front Lift Arm ASM
6:4	69-6470	2	Bushing-Castor
7	71-2570	1	Shaft-Pivot
8	302-5	2	Fitting-Grease
9	69-7940-01	2	Support-Lift Arm, RH
10	340-57	2	Fitting-HYD
10:1	237-22	1	O-Ring
11	69-5440	3	Hose ASM
12	92-4971	2	Cylinder-HYD
13	93-1397	1	Valve-Control, Flow
14	340-77	4	Fitting-Hyd, 90 DEG
14:1	237-22	1	O-Ring
14:2	237-42	1	O-Ring
15	93-7427	1	Tube ASM
16	340-70	1	Nut-Lock
17	340-68	1	Fitting-Tee, Bulkhead
17:1	237-22	3	O-Ring
18	98-7346	2	Spacer
19	20-4360-03	2	Spacer

Ref	Part No.	Qty.	Description
20	69-9180	2	Pin-Cylinder
21	3272-23	4	Pin-Cotter
22	325-6	12	Screw-HH
23	3253-7	16	Washer-Lock
24	3217-9	16	Nut-Hex
25	32121-110	2	Pin-Roll, Slotted
26	71-2590	1	Shaft-Pivot
27	69-7920-01	2	Support-Lift Arm, LH
28	98-1452	2	Washer-Thrust
29	328-5	2	Screw-HH
30	32128-45	2	Locknut-Flange
31	32120-47	2	Ring-Retaining, External
32	92-4806	1	Pin-Latch
33	69-8470-03	1	Spring-Torsion
34	76-1670-03	1	Spring-Extension
35	69-1540-03	1	Pivot-Spring, Torsion
36	69-9580	1	LH Front Lift Arm ASM
36:5	302-5	1	Fitting-Grease
36:6	69-6470	2	Bushing-Castor
37	3272-12	2	Pin-Cotter
38	86-8100-01	2	Joint-Ball
38:1:1	302-5	1	Fitting-Grease
38:1:2	32136-2	1	Nut-SHH
38:1:3	105-7835	1	Seal



Hydraulic Cylinder Assembly No. 92-4971

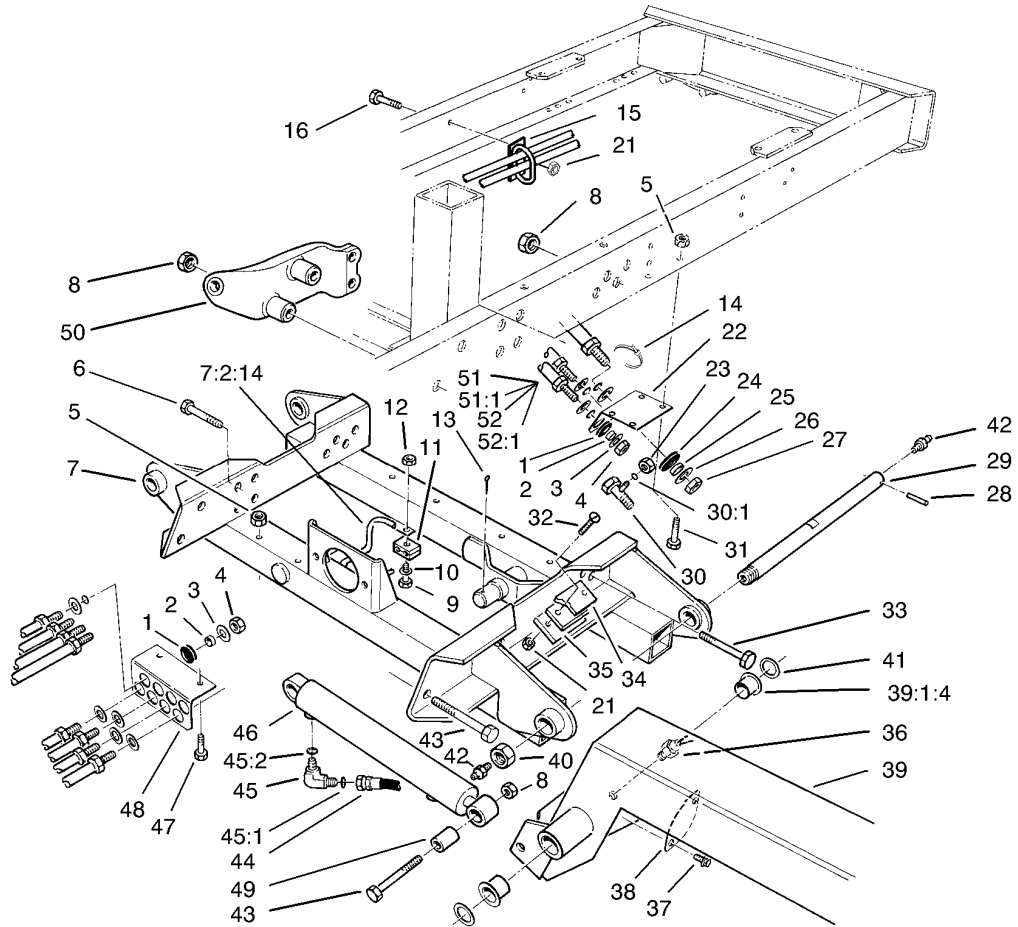
Ref	Part No.	Qty.	Description				
②1		1	Shaft				
2	86-7350	1	Repair Kit				
②2:1		1	Seal-Rod				
②2:2		1	Ring-Backup				
②2:3		1	O-Ring				
②2:4		1	Ring-Wear				
②2:5		1	Wiper-Dust				
②2:6		1	O-Ring				
②2:7		1	Ring-Wear				
3	61-4990	1	Ring-Retaining				
②4		1	Head				
②5		1	Piston				
②6		1	Nut				
7	302-5	3	Fitting-Grease				



Wing Deck Lift Assembly

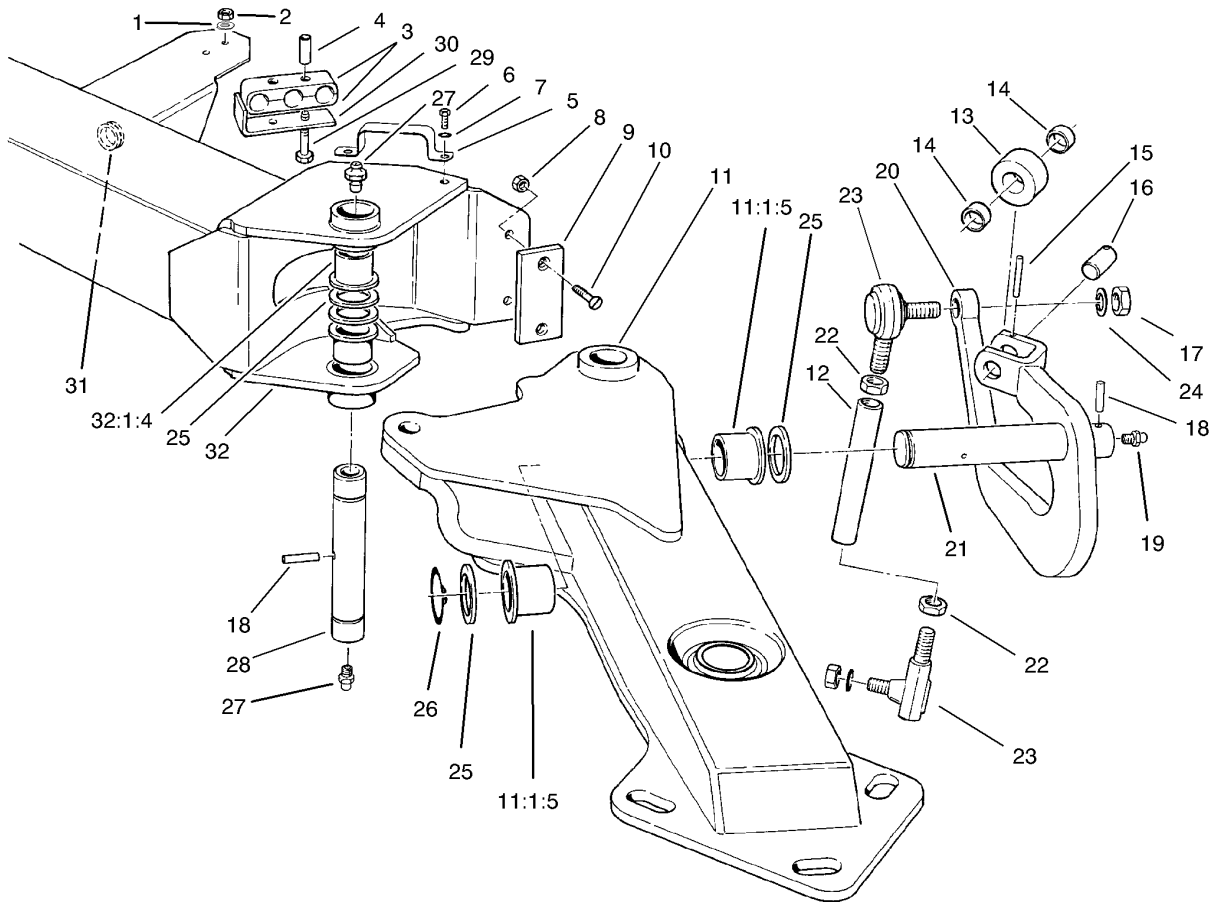
Ref	Part No.	Qty.	Description
1	240-4	10	Grommet-Rubber
2	69-8970	10	Spacer
3	69-8940	20	Washer
4	340-70	10	Nut-Lock
5	32152-2	2	Nut-Hex
6	328-24	4	Screw-HH
7	69-4400-01	1	Carrier-Deck, Wing
7:2:14	85-6270	1	Guard-Shaft, Drive
8	32128-45	22	Locknut-Flange
9	321-9	3	Screw-HH
10	3256-56	3	Washer-Flat
11	56-7973	6	Clamp-Tube
12	32152-4	3	Nut-Hex
13	3272-33	2	Pin-Cotter
14	3290-378	15	Tie-Cable
15	104-0028	2	Guide-Hose
16	322-4	2	Screw-HH
21	104-8300	2	Nut-Flange, NI
22	69-9450-03	1	Bracket-Hose, LH Wing
22	69-9460-03	1	Bracket-Hose, RH Wing
23	340-117	2	Cap
24	240-3	4	Grommet-Rubber
25	69-9000	4	Spacer
26	69-9010	8	Washer

Ref	Part No.	Qty.	Description
27	340-74	4	Locknut-Bulkhead
28	32121-110	2	Pin-Roll, Slotted
29	99-5917	2	Shaft-Pivot, Lift Arm
30	340-115	2	Fitting-Tee
30:1	237-22	2	O-Ring
31	323-6	4	Screw-HH
32	32108-103	4	Screw-FH
33	328-26	12	Screw-HH
34	69-9300	2	Pad-Bumper
35	93-9922	2	Spacer
36	72-4310	2	Switch-Ball
37	32144-11	4	Screw-TAP
38	39-7650-01	2	Cover
39	93-9925-01	1	Arm-Lift, RH
39	93-9926-01	1	Arm-Lift, LH
39:1:4	69-6470	4	Bushing-Castor
40	3296-68	2	Nut-Lock, NI
41	98-1452	4	Washer-Thrust
42	302-2	4	Fitting-Grease
43	328-8	6	Screw-HH
44	69-5490	4	Hose ASM
45	340-77	4	Fitting-Hyd, 90 DEG
45:1	237-22	1	O-Ring
45:2	237-42	1	O-Ring



Wing Deck Lift Assembly (continued)

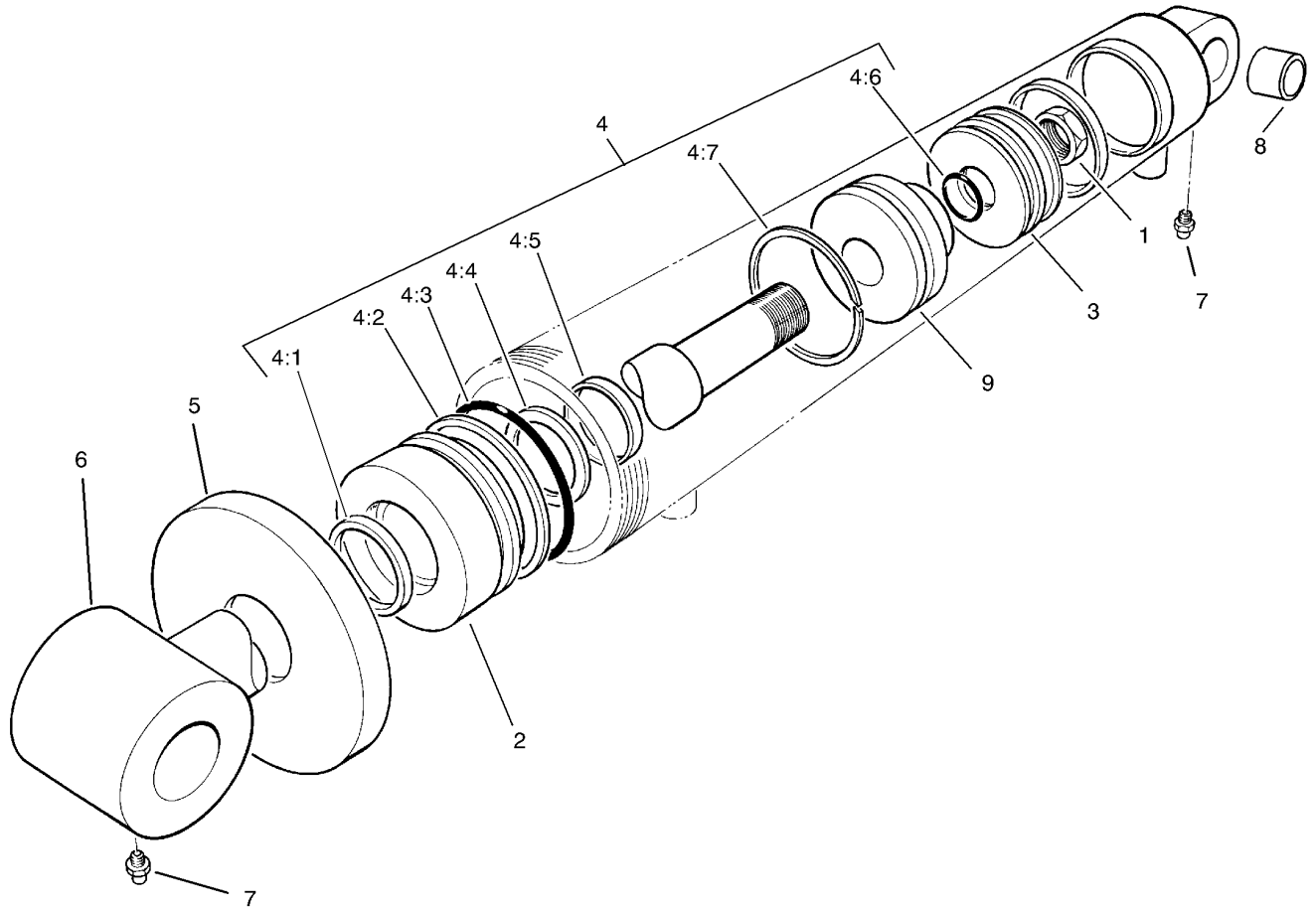
Ref	Part No.	Qty.	Description
46	74-2170	2	Cylinder-HYD
47	323-15	2	Screw-HH
48	74-2680-03	1	Bracket-Bulkhead
49	98-7346	2	Spacer
50	69-1600-03	1	Anchor-RH
50	69-1580-03	1	Anchor-LH
51	69-5970	1	Tube-HYD
51:1	237-22	1	O-Ring
52	95-6498	1	Tube-HYD
52:1	237-22	1	O-Ring



Outer Wing Deck Lift Assembly

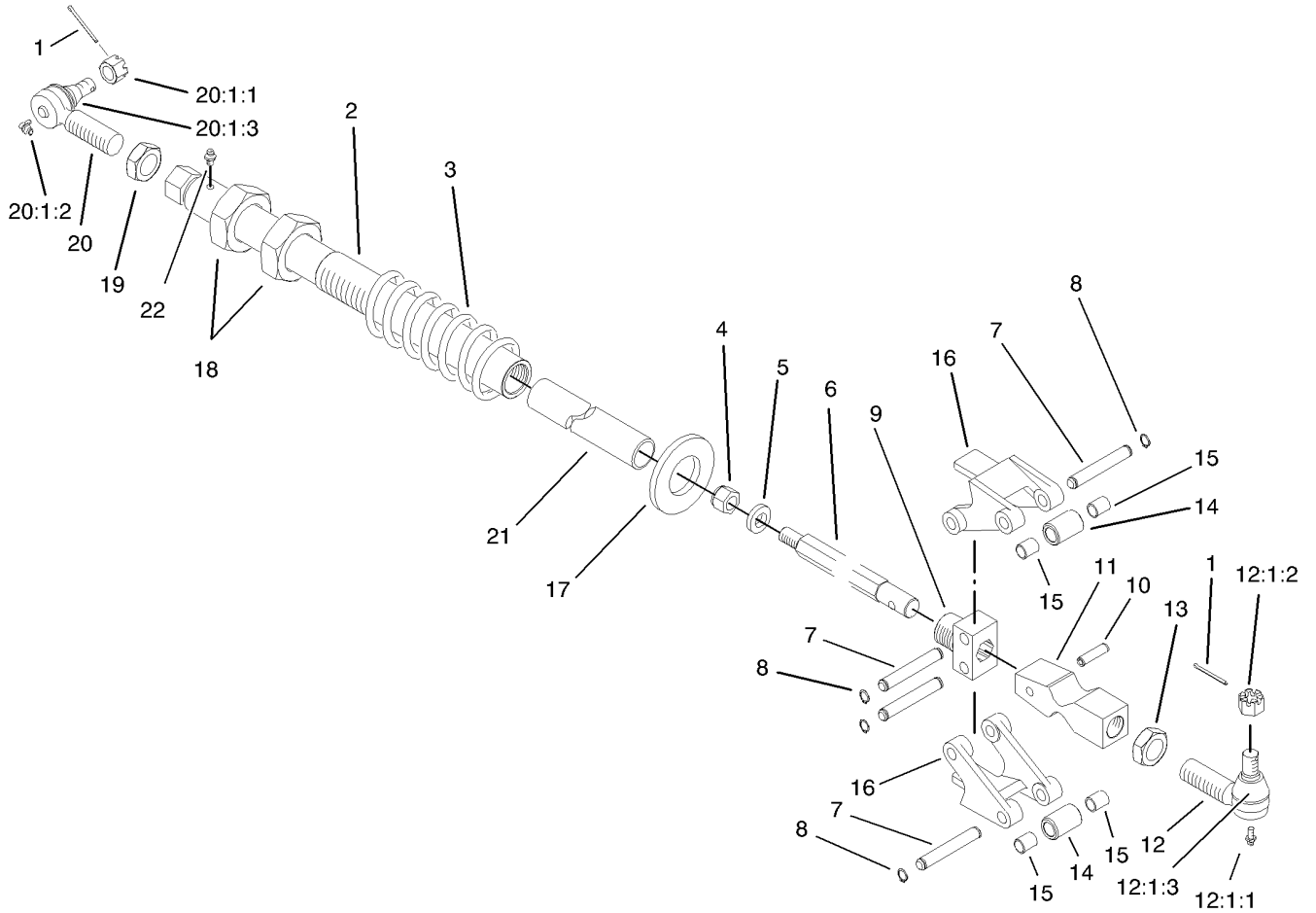
Ref	Part No.	Qty.	Description
1	3256-22	4	Washer-Flat
2	32128-32	4	Nut-HHF
3	74-2710	4	Clamp-Hose
4	74-2730	4	Tube
5	93-9928	2	Clamp-Hose
6	322-3	4	Screw-HH
7	3253-4	4	Washer-Lock
8	104-8300	4	Nut-Flange, NI
9	69-9300	2	Pad-Bumper
10	32108-103	4	Screw-FH
11	93-9942-01	1	Arm-Outer Lift, LH
11	93-9941-01	1	Arm-Outer Lift, RH
11:1:5	69-6470	2	Bushing-Castor
12	71-2600	2	Tube-Antisway
13	69-9240	2	Roller-Cam
14	256-76	4	Bushing
15	32121-34	2	Pin-Roll
16	69-9250	2	Pin-Roller
17	3219-7	4	Nut-Hex
18	32121-110	4	Pin-Roll, Slotted
19	302-5	2	Fitting-Grease
20	98-3312-01	1	Arm-Anti-Sway, RH
20	98-3311-01	1	Arm-Anti Sway, LH
21	82-7900	2	Arm-Shaft

Ref	Part No.	Qty.	Description
22	3220-7	4	Nut-Jam
23	2411-40	4	Rod End
24	3253-9	4	Washer-Lock/sp
25	98-1452	12	Washer-Thrust
26	32151-10	2	Ring-Snap
27	302-2	4	Fitting-Grease
28	71-2620	2	Shaft-Elbow, Lift Arm
29	321-15	4	Screw-HH
30	94-6772-01	2	Retainer
31	93-9912	2	Grommet
32	93-9926-01	1	Arm-Lift, LH
32	93-9925-01	1	Arm-Lift, RH
32:1:4	69-6470	4	Bushing-Castor



Hydraulic Cylinder Assembly No. 74-2170

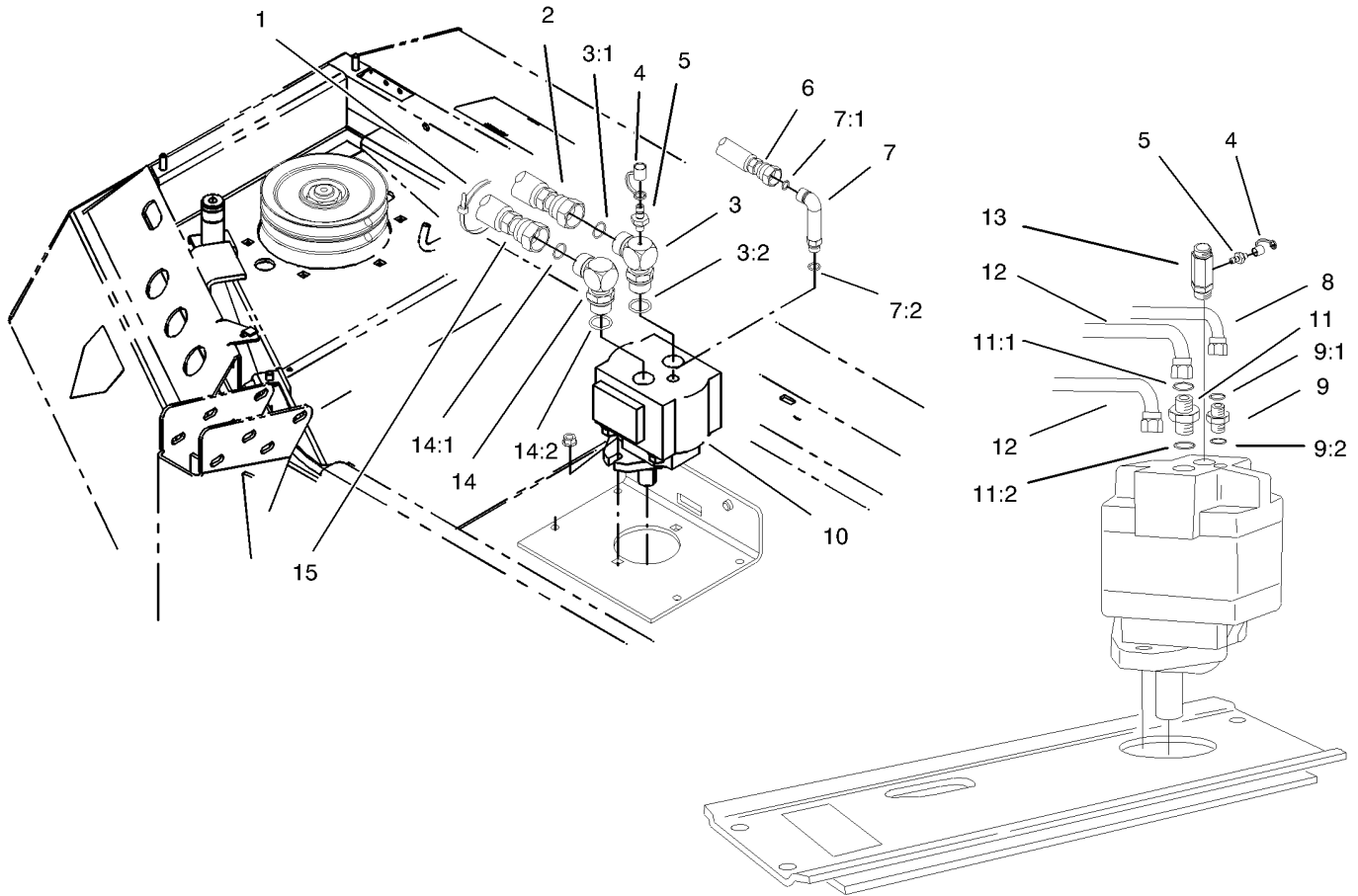
Ref	Part No.	Qty.	Description
1		1	Nut
2		1	Head
3		1	Piston
4	86-7350	1	Repair Kit
4:1		1	Seal-Rod
4:2		1	Ring-Backup
4:3		1	O-Ring
4:4		1	Ring-Wear
4:5		1	Wiper-Dust
4:6		1	O-Ring
4:7		1	Ring-Wear
5		1	Collar
6		1	Shaft
7	302-5	2	Fitting-Grease
8	95-1597	1	Bushing
9		1	Cushion



Wing Deck Latch Assembly

Ref	Part No.	Qty.	Description
1	3272-12	4	Pin-Cotter
2	69-7210-03	2	Tube-Latch
3	69-8480-03	2	Spring-Compression
4	3296-41	2	Nut-Lock NI
5	71-2550	2	Washer-Shaft, Latch
6	69-9680	2	Shaft-Latch
7	92-4806	8	Pin-Latch
8	32120-47	16	Ring-Retaining, External
9	92-4804	2	Block-Latch, Pivot
10	32121-49	2	Pin-Roll
11	92-4805	2	Cam-Trip, Spring
12	86-8100-01	2	Joint-Ball
12:1:1	302-5	1	Fitting-Grease
12:1:2	32136-2	1	Nut-SHH
12:1:3	105-7835	1	Seal
13	21-3000-01	2	Nut-Jam, Push Arm
14	92-4094	4	Roller-Latch
15	256-172	8	Bushing
16	69-1630-03	4	Arm-Pivot
17	69-9100	2	Washer-Latch
18	3220-22	4	Nut-Jam
19	21-3001-03	2	Nut-Jam, Push Arm
20	86-8101-03	2	Joint-Ball, LH
20:1:1	32136-2	1	Nut-SHH

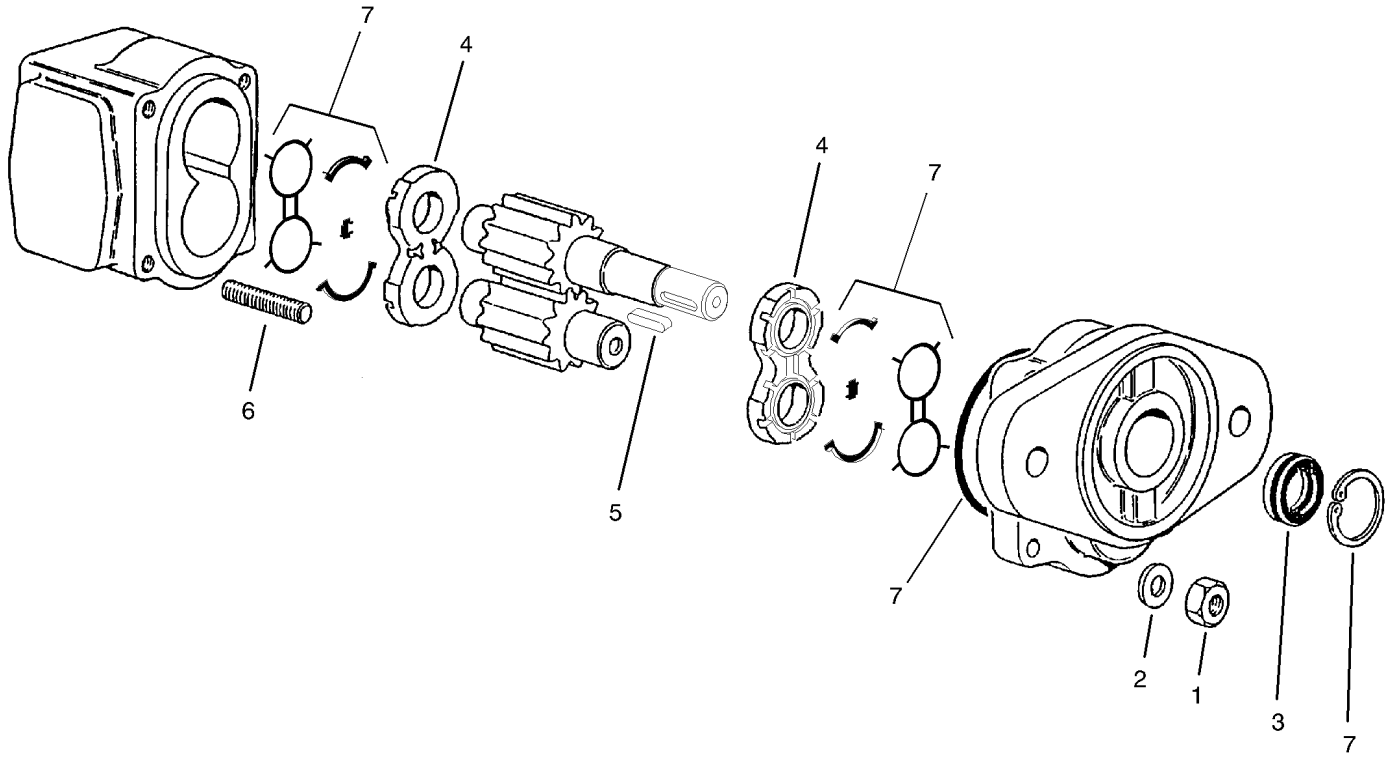
Ref	Part No.	Qty.	Description
20:1:2	302-40	1	Fitting-Grease
20:1:3	105-7835	1	Seal
21	106-0310	2	Spacer-Plastic
22	302-19	2	Fitting-Grease



Deck Motor Assembly

Ref	Part No.	Qty.	Description
1	3290-378	2	Tie-Cable
2	106-0079	1	HYD Hose ASM
3	99-4444	1	Fitting-HYD
3:1	237-58	1	O-Ring
3:2	237-81	1	O-Ring
4	354-79	3	Cap-Dust
5	99-4443	3	Fitting
6	76-2770	1	Hose ASM
7	69-4320	1	Fitting-90 DEG
7:1	237-22	1	O-Ring
7:2	237-42	1	O-Ring
8	93-9917	2	HYD Hose ASM
9	340-2	2	Fitting-Hyd, Straight
9:1	237-22	1	O-Ring
9:2	237-42	1	O-Ring
10	94-4907	3	Motor-HYD
11	340-8	2	Adapter
11:1	237-65	1	O-Ring
11:2	237-81	1	O-Ring
12	93-9918	4	HYD Hose ASM
13	99-4442	2	Fitting
14	95-1692	1	Fitting
14:1	237-58	1	O-Ring
14:2	237-81	1	O-Ring

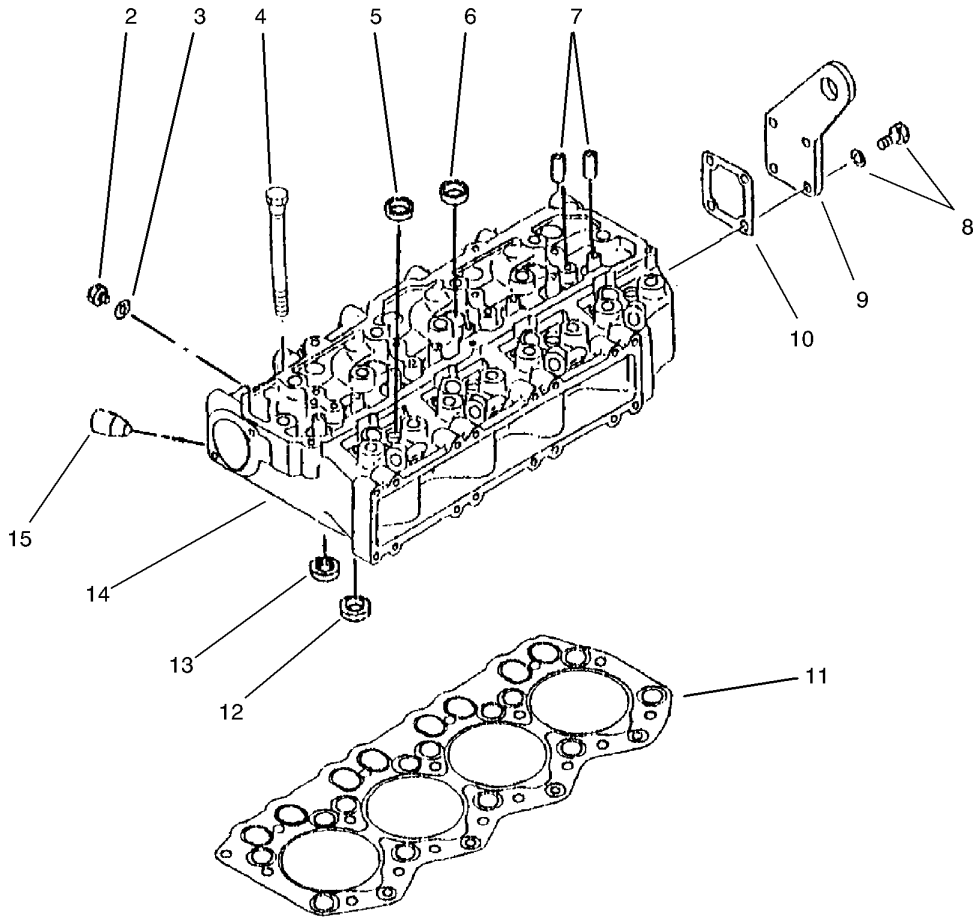
Ref	Part No.	Qty.	Description
15	106-0078	1	HYD Hose ASM



Hydraulic Motor Assembly No. 94-4907

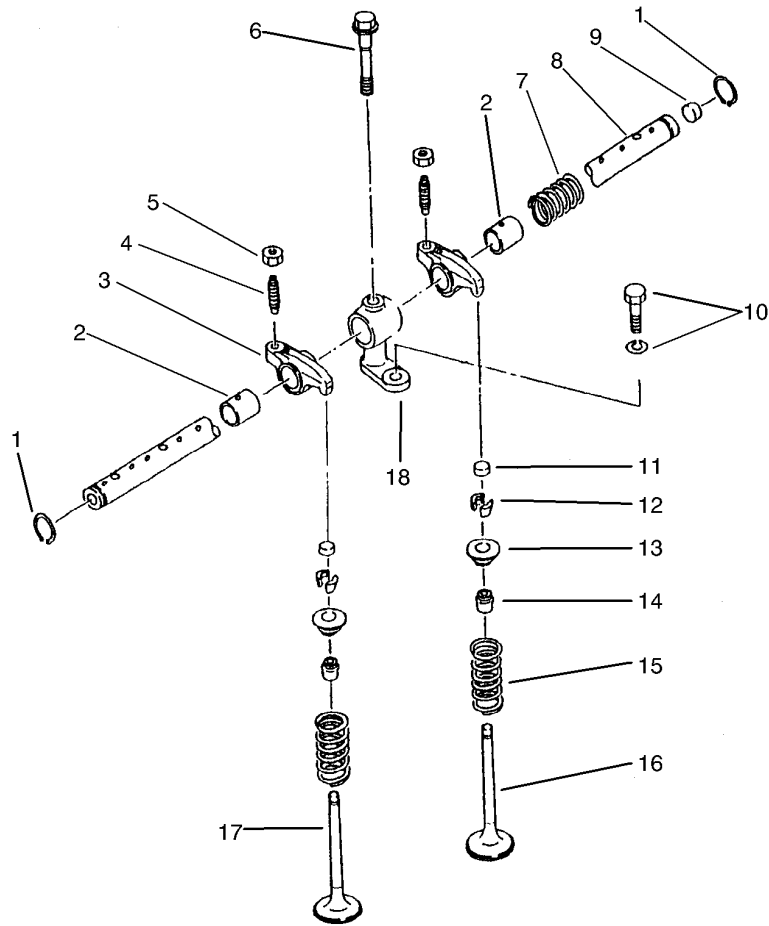
Ref	Part No.	Qty.	Description
1	33016-00	4	Nut-Hex
2	33096-00	4	Washer-Flat
3	94-5391	1	Seal-Shaft
4	94-5390	2	Plate-Load
5	93-7637	1	Key-Square
6	99-5903	4	Stud
7	94-5392	1	Seal Kit

--	--	--	--



Cylinder Head Assembly

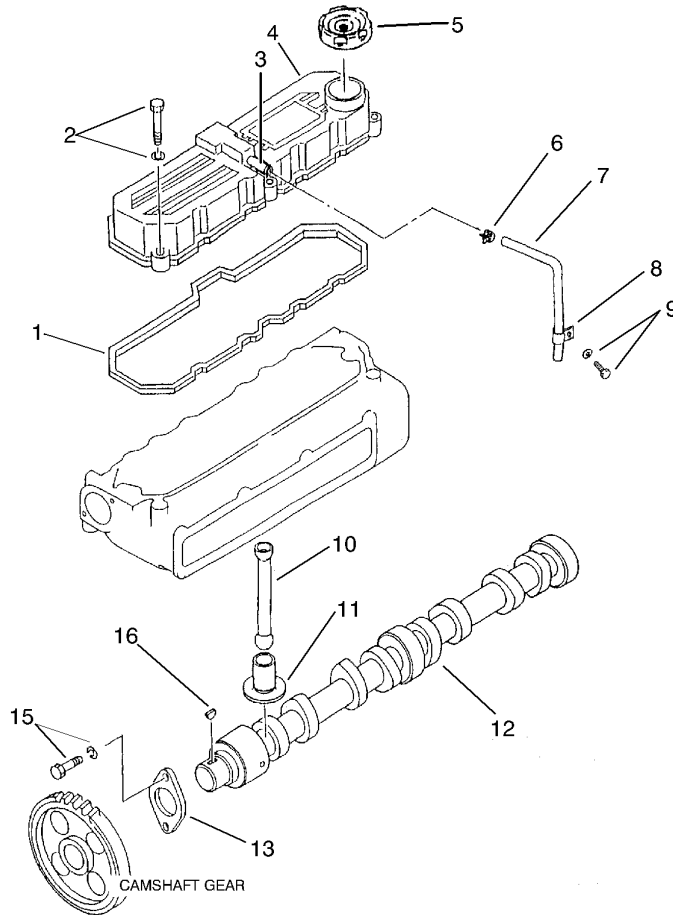
Ref	Part No.	Qty.	Description			
2	99-1812	1	Plug-Drain			
3	99-1813	1	Gasket			
4	99-1806	17	Bolt-Cylinder Head			
5	99-1801	12	Cap-Sealing (Dia 20)			
6	99-1802	7	Cap-Sealing (Dia 25)			
7	99-1803	8	Guide-Valve			
8	99-1811	4	Bolt W/washer ASM			
9	99-1808	1	Eye Lifting-Head Rear			
10	99-1809	1	Gasket-Head Rear			
11	99-1807	1	Gasket-Cylinder Head			
12	99-1804	4	Seat-Valve, In			
13	99-1805	4	Seat-Valve, Ex			
② 14		1	Head-Cylinder			
② 15		1	Plug			
①	99-1800	1	Cylinder Head ASM (Incl. Ref. #2-3, 5-7 And 12-14)			



Valve Mechanism Assembly

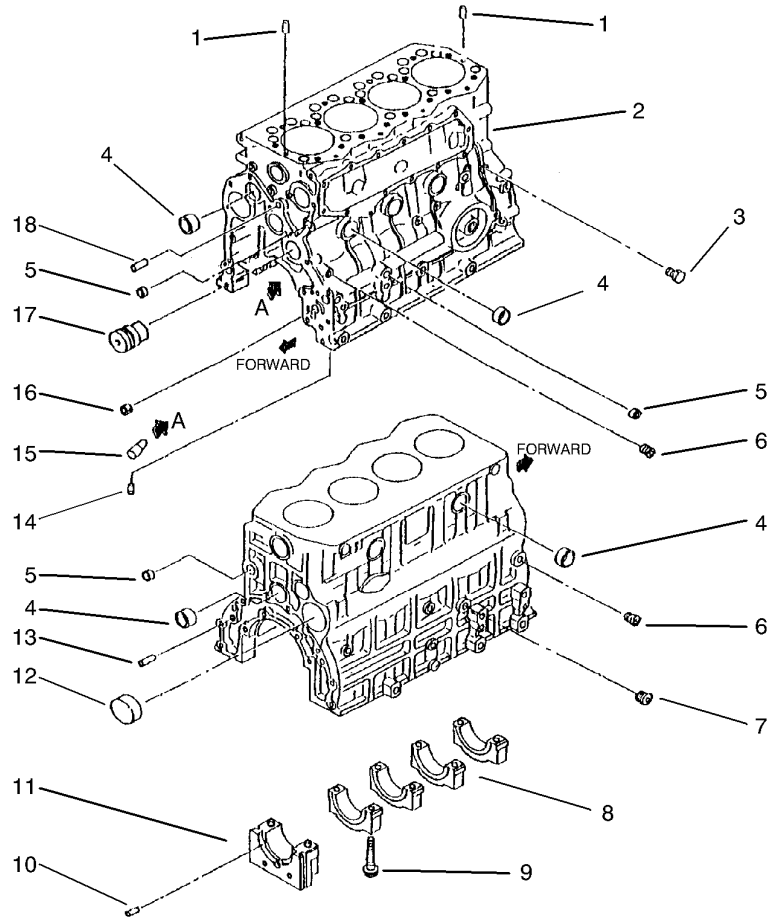
Ref	Part No.	Qty.	Description
1	99-1822	2	Ring-Snap
2		8	Bushing-Rocker
3		8	Rocker
4	93-3401	8	Screw-Rocker ASM
5	51-5210	8	Nut-Jam
6	99-1824	4	Bolt-Rocker Bracket
7	99-1820	3	Spring-Rocker
8		1	Shaft-Rocker
9		2	Plug-Shaft, Rocker
10	99-1825	4	Bolt W/washer
11	51-5280	8	Cap
12	60-7420	16	Cotter Valve
13	99-1816	8	Retainer-Upper
14	99-1817	8	Seal-Valve Stem
15	51-5320	8	Spring
16	99-1815	4	Valve-Exhaust
17	99-1814	4	Valve-Inlet
18	99-1823	4	Bracket-Rocker Shaft
1	99-1818	1	Rocker And Shaft ASM (Incl. Ref. #1-9)
1	99-1819	8	Rocker ASM (Incl. Ref. #2-5)
1	99-1821	1	Rocker Shaft ASM (Incl. Ref. #8-9)

--	--	--	--



Rocker Cover and Camshaft Assembly

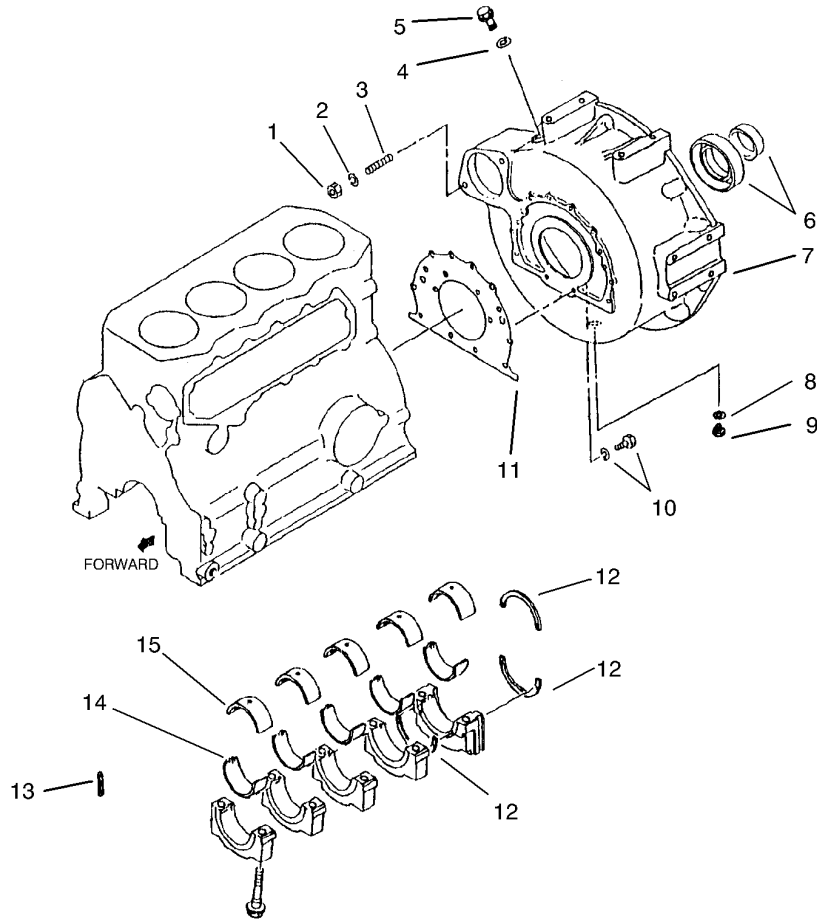
Ref	Part No.	Qty.	Description				
1	99-1827	1	Gasket-Rocker				
2	99-1828	5	Bolt W/washer ASM				
3		1	Pipe				
4		1	Cover-Rocker				
5	42-7420	1	Cap-Filler				
6	99-1833	1	Clip-Hose				
7	99-1834	1	Hose-Breather				
8	99-1835	1	Clip				
9	99-1836	1	Bolt W/washer ASM				
10	99-1832	8	Rod-Push				
11	99-1831	8	Tappet				
12	99-1829	1	Camshaft				
13	51-5470	1	Plate				
15	99-1830	2	Bolt W/washer ASM				
16	51-5460	1	Key				
1	99-1826	1	Rocker Cover ASM (Incl. Ref. #3-4)				



Crankcase Assembly

Ref	Part No.	Qty.	Description
1	93-3365	2	Pin-Dowel
2		1	Crankcase
3	99-1845	1	Plug-Taper
4	51-5600	10	Cap-Sealing
5	70-3370	6	Cap
6	86-6240	5	Plug-Tapered
7	56-0100	1	Plug-Drain
8		4	Cap-Bearing
9	99-1838	10	Bolt-Bearing Cap
10	99-1842	6	Pin-Spring
11		1	Cap-Bearing
12	99-1840	1	Plug-Cam
13	70-3000	2	Pin
14		3	Plug
15	99-1839	4	Valve-Check
16	99-1843	1	Bushing
17	99-1844	1	Shaft-Idler
18	99-1841	1	Pin-Dowel
1	99-1837	1	Crankcase ASM (Incl. Ref. #1-18)

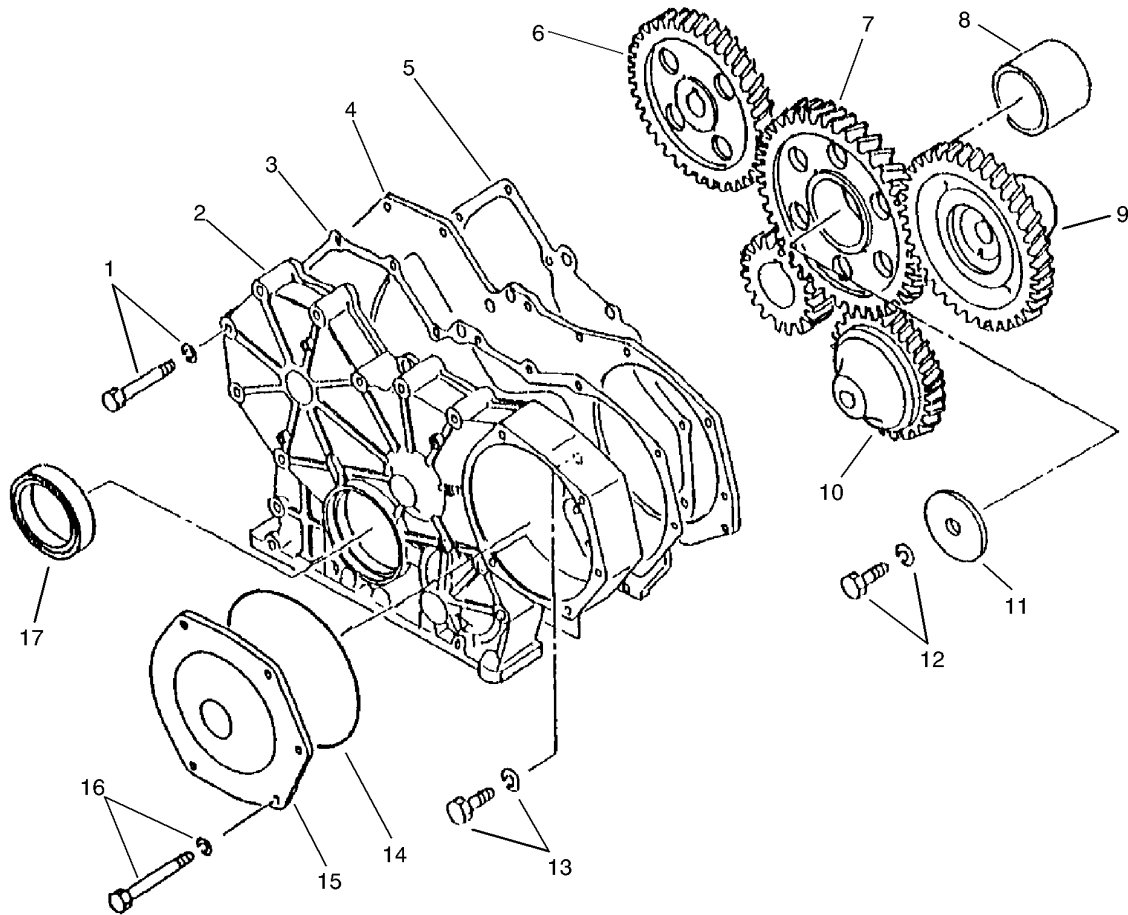
--	--	--	--



Flywheel Housing and Main Metal Assembly

Ref	Part No.	Qty.	Description
1	51-5970	2	Nut
2	51-6390	2	Washer
3	99-1858	2	Stud
4	99-1813	1	Gasket
5	99-1812	1	Plug-Drain
6	60-7430	1	Seal
7	99-1854	1	Housing-Flywheel
8	42-7290	1	Gasket-Plug
9	67-2520	1	Plug
10	99-1856	10	Bolt W/washer ASM
10	99-1857	2	Bolt W/washer ASM
11	99-1855	1	Gasket-Rear
12	99-1850	3	Plate-Thrust C/s
12	99-1851	1	Plate-Thrust C/s
12	99-1852	1	Plate-Thrust C/s
13	99-1853	2	Seal-Side
14		5	Set-Metal, Main
15		5	Set-Metal, Main
❶	99-1846	1	Set-Metal, Main Std. (Incl. Ref. #14-15)
❶	99-1847	1	Set-Metal, Main .25 (Incl. Ref. #14-15)
❶	99-1848	1	Set-Metal, Main 0.50 (Incl. Ref. #14-15)

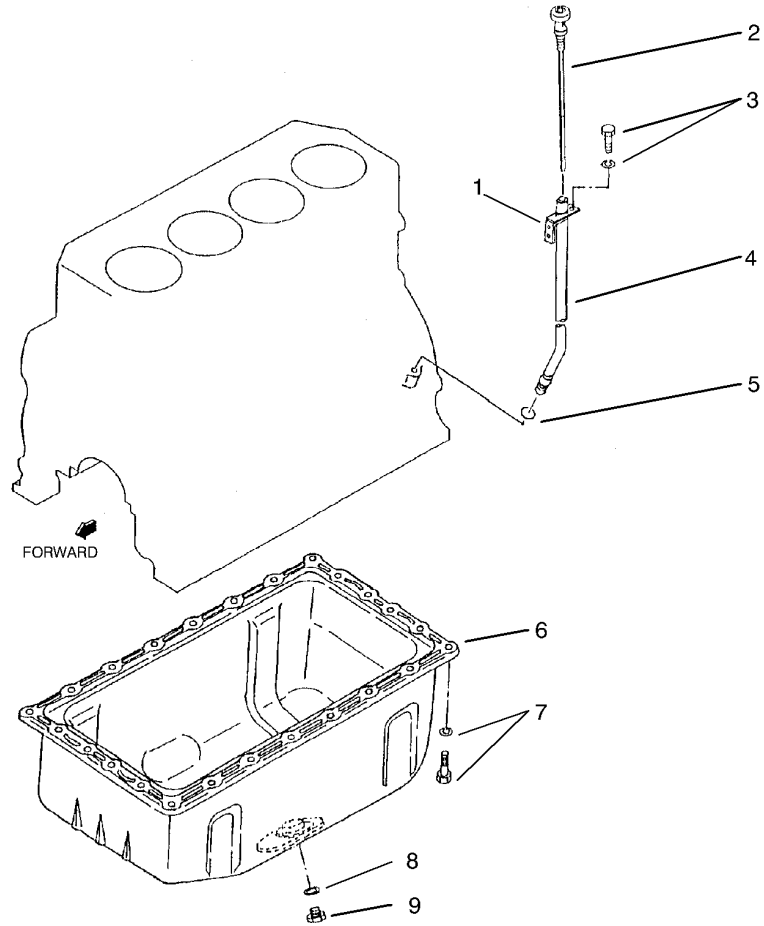
Ref	Part No.	Qty.	Description
❶	99-1849	1	Set-Metal, Main 0.75 (Incl. Ref. #14-15)



Timing Gear Case and Timing Gear Assembly

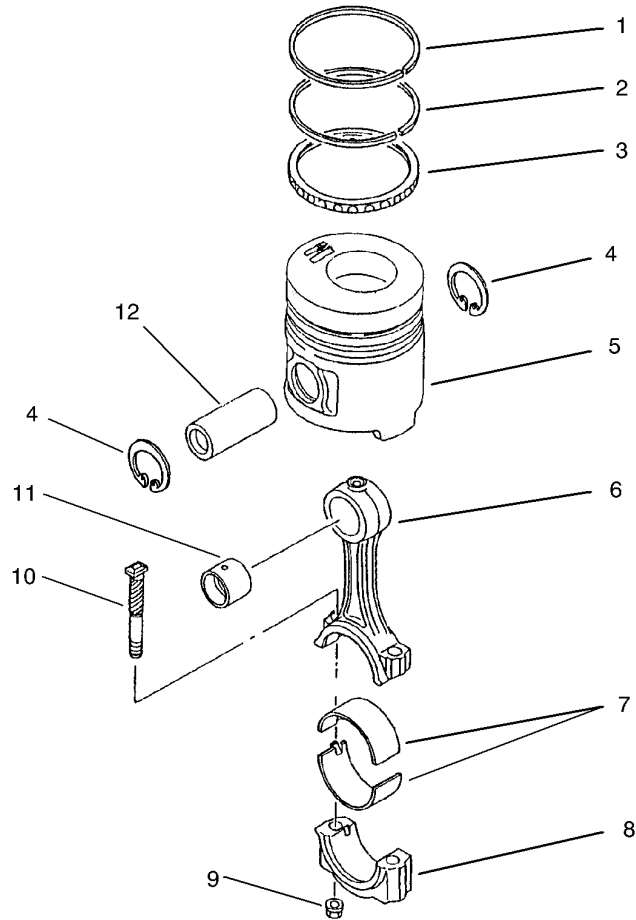
Ref	Part No.	Qty.	Description
1	99-1864	13	Bolt W/washer ASM
2	99-1861	1	Case-Timing Gear
3	99-1862	1	Gasket-Gear
4	99-1859	1	Plate-Front
5	99-1860	1	Gasket-Front Plate
6	99-1868	1	Gear-Camshaft
7		1	Gear-Idler
8		1	Bushing
9	99-1869	1	Gear-Inj Pump
10	99-1873	1	Gear-Oil Pump
11	99-1871	1	Plate-Thrust
12	99-1872	1	Bolt W/washer ASM
13	99-1810	5	Bolt W/washer ASM
14	99-1865	1	O-Ring
15	99-1863	1	Cover-Gear Case
16	99-1866	5	Bolt W/washer ASM
17	99-1867	1	Seal-Oil
1	99-1870	1	Idler Gear ASM (Incl. Ref. #7-8)

--	--	--	--



Oil Pan and Oil Level Assembly

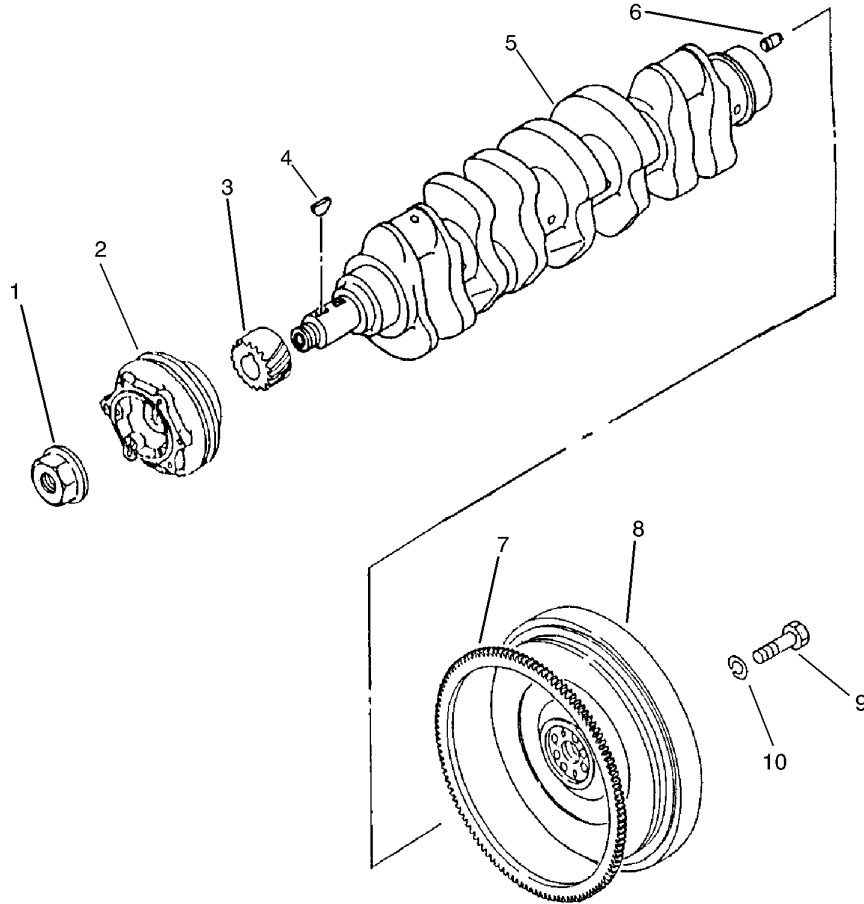
Ref	Part No.	Qty.	Description
1	99-1877	1	Bracket-Gage Guide
2	99-1875	1	Gage-Oil Level
3	99-1811	1	Bolt W/washer ASM
4	99-1876	1	Guide-Oil Level Gage
5	99-1878	1	O-Ring
6		1	Pan-Oil
7	99-1810	26	Bolt W/washer ASM
8	68-6430	1	Gasket
9	68-6420	1	Plug
10	99-1874	1	Oil Pan ASM (Incl. Ref. #6, 8 And 9)



Piston and Connecting Rod Assembly

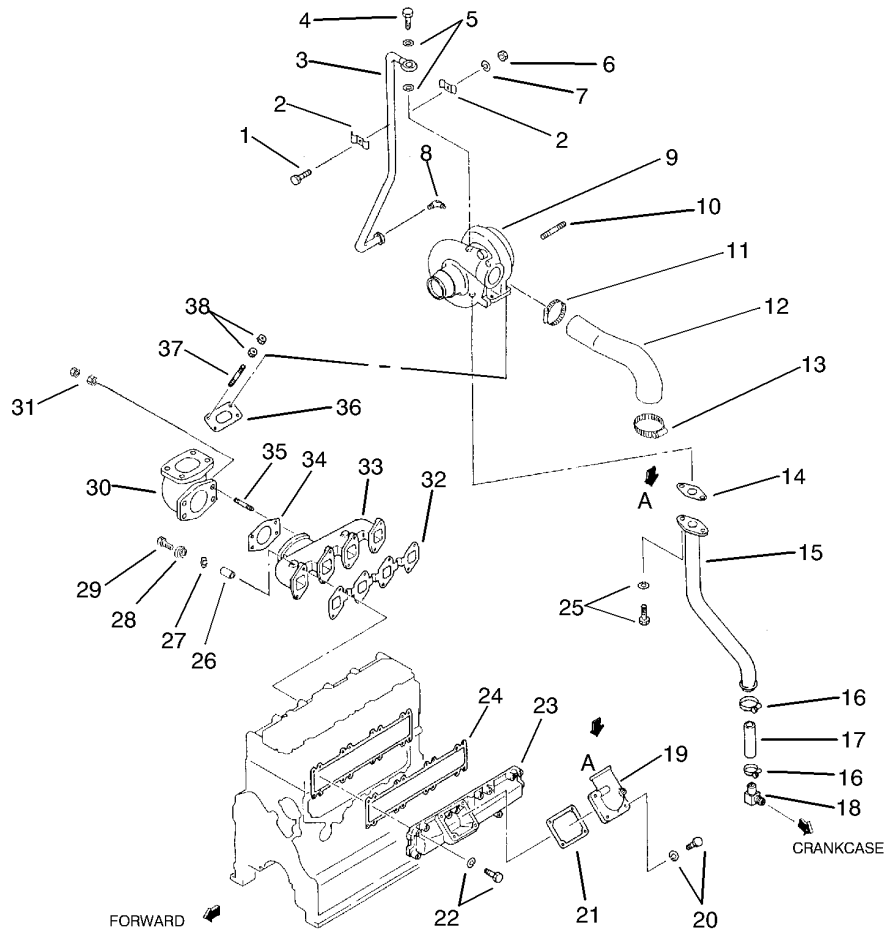
Ref	Part No.	Qty.	Description
②1		4	Ring-No. 1
①	99-1884	4	Ring-Piston O.s. 0.25 (Incl. Ref. #1-3)
②2		4	Ring-No. 2
①	99-1885	4	Ring-Piston O.s. 0.50 (Incl. Ref. #1-3)
②3		4	Ring-Oil
4	99-1887	8	Ring - Snap
5	99-1880	4	Piston
5	99-1881	4	Piston
5	99-1882	4	Piston
6		4	Rod-Connecting
7	99-1891	1	Metal Set - Con Rod
7	99-1892	1	Metal Set - Con Rod
7	99-1893	1	Metal Set - Con Rod
7	99-1894	1	Metal Set - Con Rod
②8		4	Cap-Rod, Connecting
9	51-6230	8	Nut
10	99-1889	8	Bolt - Connecting
11	99-1890	8	Bushing Con Rod
12	99-1886	4	Ring - Piston
①	99-1888	4	Connecting Rod ASM (Incl. Ref. #6-11)
①	99-1883	4	Set-Ring, Piston Std(Incl. Ref. #1-3)

--	--	--	--



Crankshaft and Flywheel Assembly

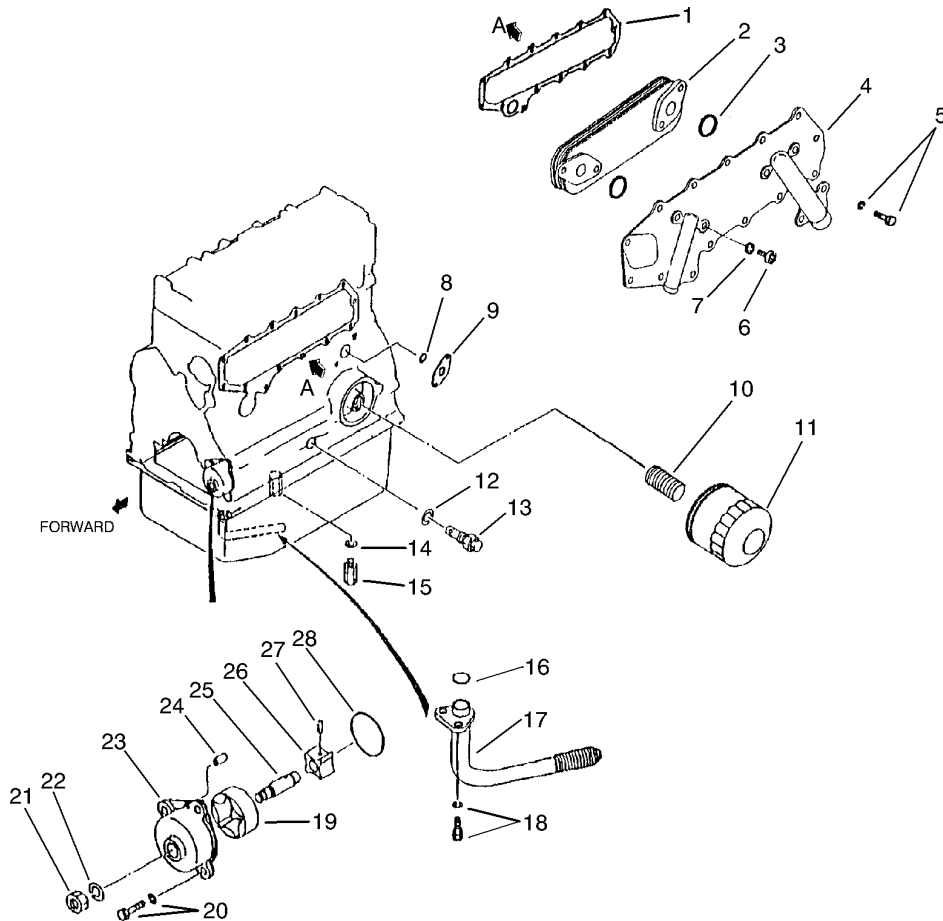
Ref	Part No.	Qty.	Description	
1	99-1897	1	Nut - Crankshaft	
2	99-1896	1	Pulley - Crankshaft	
3	99-1898	1	Gear - Crankshaft	
4	51-5460	2	Key	
5		1	Crankshaft	
6	51-6300	2	Dowel Pin	
7	99-2100	1	Gear - Ring	
8		1	Flywheel	
9	70-2880	4	Bolt	
10	51-8610	4	Spring Washer	
1	99-1895	1	Crankshaft ASM (Incl. Ref. #1-6)	
1	99-1899	1	Flywheel ASM (Incl. Ref. #7-8)	



Inlet and Exhaust Manifold Assembly

Ref	Part No.	Qty.	Description
1	60-7290	1	Bolt
2	99-2125	2	Clamp
3	99-2119	1	Pipe - Oil
4	70-4980	1	Bolt
5	51-5060	2	Gasket
6	99-2126	1	Nut
7	51-7400	1	Washer
8	99-2120	1	Elbow
9	99-2124	1	Turbocharger ASM
10	99-2115	3	Stud
11	99-2117	1	Clamp
12	99-2116	1	Hose - Air
13	70-3440	1	Clamp
14	99-2121	1	Gasket - Oil Pipe
15	99-2118	1	Pipe - Oil
16	70-3090	2	Clamp
17	99-2123	1	Hose - Oil
18	70-5310	1	Elbow
19	99-2103	1	Elbow - Air Inlet
20	99-1811	4	Bolt W/washer ASM
21	99-2104	1	Gasket - Air Heater
22	99-1828	16	Bolt W/washer ASM
23	99-2101	1	Manifold ASM - Inlet
24	99-2102	1	Gasket - Inlet Manifold

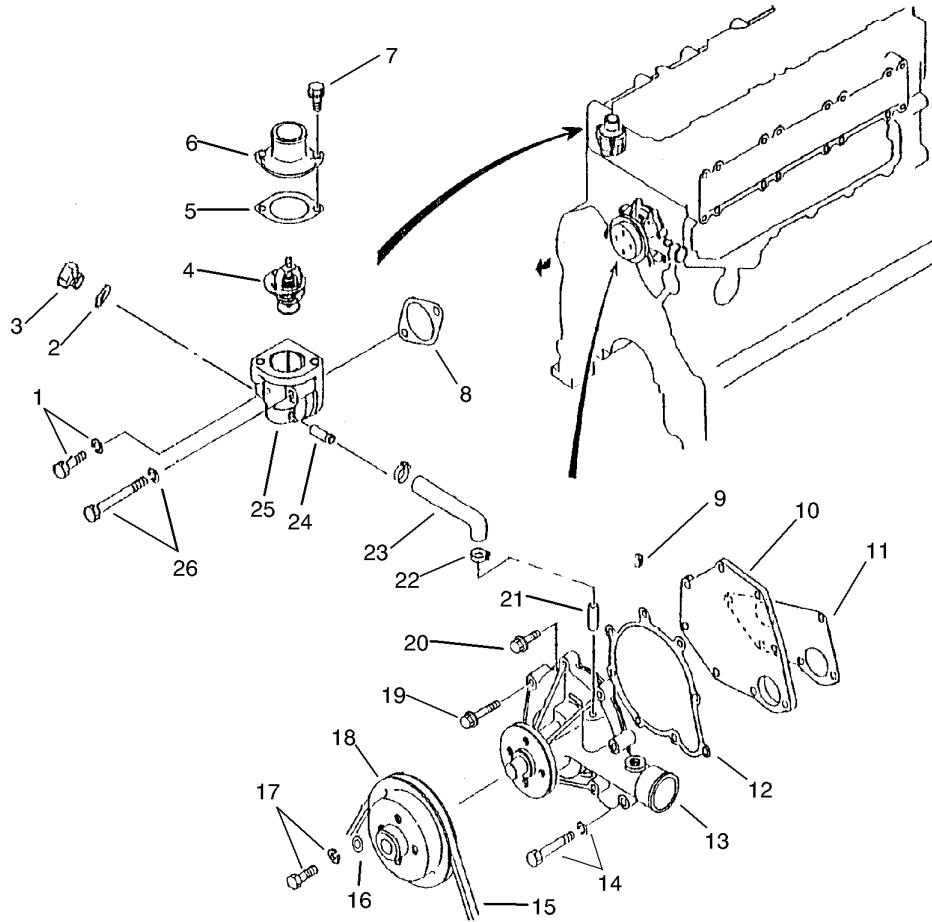
Ref	Part No.	Qty.	Description
25	99-2122	2	Bolt W/washer
26	99-2109	8	Spacer
27	51-7250	8	Washer
28	99-2110	8	Washer
29	99-2111	8	Bolt W/washer
30	99-2106	1	Pipe - Exhaust
31	60-7120	8	Nut
32	99-2107	1	Gasket - Exhaust
33	99-2108	1	Exhaust Manifold ASM
34	99-2105	1	Gasket - Exhaust Manifold
35	70-3480	4	Stud
36	99-2114	1	Gasket - Exhaust
37	99-2112	4	Stud
38	99-2113	8	Nut - Lock



Oil System Assembly

Ref	Part No.	Qty.	Description
1	99-2139	1	Gasket - Side Cover
2	99-2136	1	Element Assembly
3	99-2141	2	O-Ring
④		1	Case ASM
5	99-1811	16	Bolt W/washer ASM
6	99-2138	4	Bolt - Oil Cooler
7	99-2142	4	Gasket
8	99-2131	2	O-Ring
9	99-2140	1	Gasket
10	99-2144	1	Union - Oil Filter
11	99-2143	1	Cartridge
12	93-3417	1	Gasket
13	99-2132	1	Valve
14	99-2134	1	Gasket
15	99-2133	1	Valve
16	99-2131	1	O-Ring
17	99-2130	1	Strainer - Oil
18	99-1830	2	Bolt W/washer ASM
⑲		1	Rotor-Outer
20	99-1811	4	Bolt W/washer ASM
21	99-2129	1	Nut - Jam
22	51-6390	1	Washer
⑳		1	Case-Pump, Oil
㉑		2	Pin-Dowel

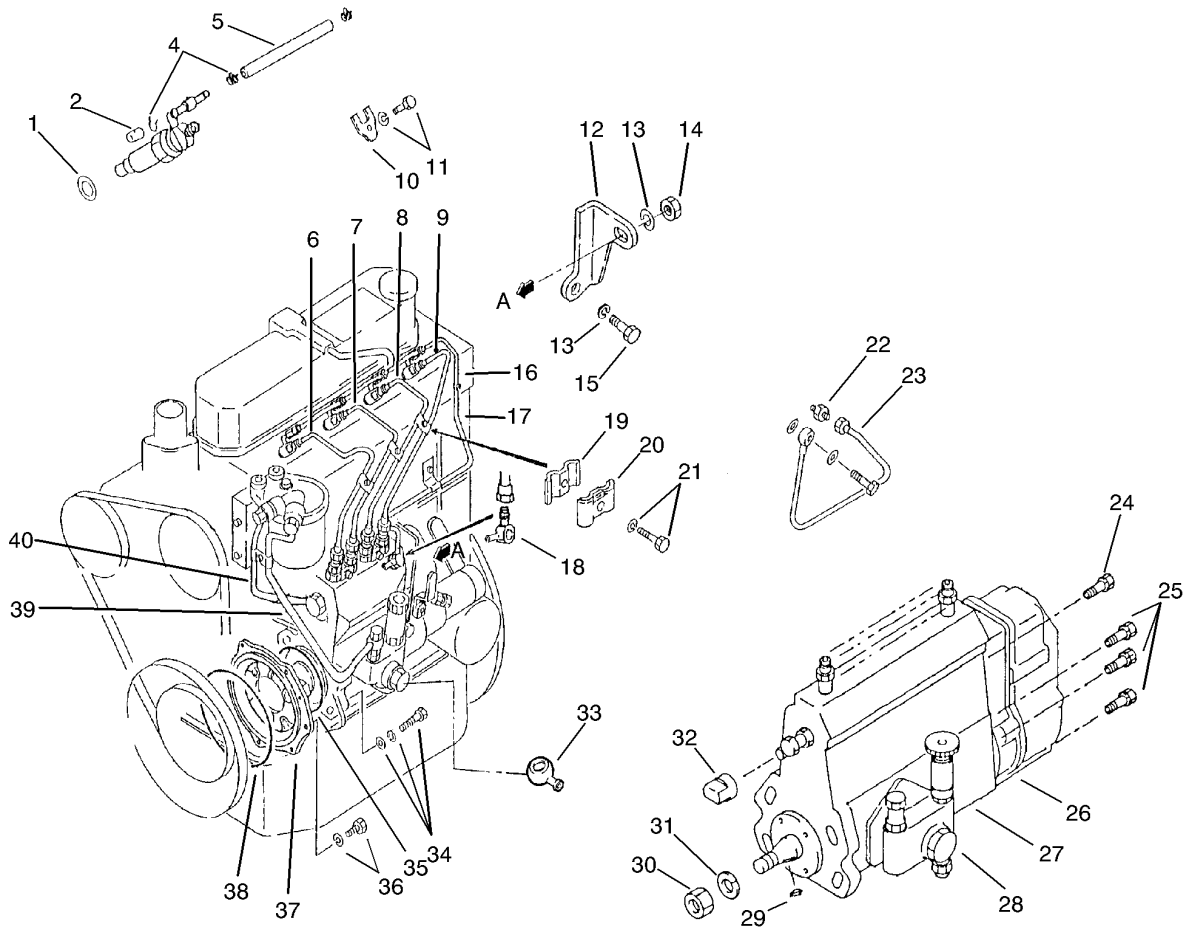
Ref	Part No.	Qty.	Description
㉒		1	Shaft-Pump, Oil
㉓		1	Rotor-Inner
㉔		1	Pin
28	99-2128	1	Pump ASM - Oil
●	99-2127	1	Oil Pump ASM (Incl. Ref.#19 & 23-27)
●	99-2137	1	Asm-Case
●	99-2135	1	Oil Cooler ASM (Incl. Ref. #2-4 & 6-7)



Cooling System Assembly

Ref	Part No.	Qty.	Description
1	99-2150	1	Bolt W/washer
2	99-1813	2	Gasket
3	99-1812	2	Plug-Drain
4	99-2155	1	Thermostat
5	99-2154	1	Gasket
6	99-2153	1	Cover - Thermostat
7	92-2133	2	Bolt - Flange
8	51-7210	1	Gasket
⑨		1	Plug-Tapered
10	99-2146	1	Cover - Water Pump
11	99-2148	1	Gasket - Water
12	99-2147	1	Gasket - Pump Cover
⑬		1	Case-Pump, Water
14	99-2150	5	Bolt W/washer
15	99-2159	1	Belt - Raw Edge
16	51-5160	4	Washer
17	99-2160	4	Bolt W/washer
18	99-2149	1	Pulley - Water Pump
19	99-2151	1	Bolt - Flange
20	92-2133	2	Bolt - Flange
⑳		1	Pipe-Water
22	93-4297	2	Clamp - Hose
23	99-2152	1	Hose - Bypass
㉔		1	Pipe

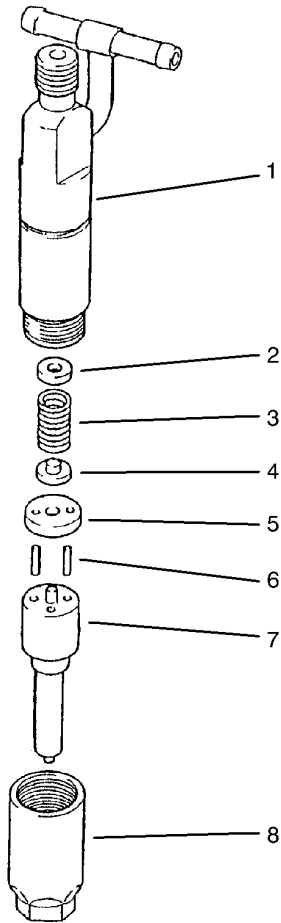
Ref	Part No.	Qty.	Description
㉕		1	Case
26	99-2158	1	Bolt W/washer
●	99-2157	1	Thermostat ASM (Incl. Ref.# 4-7 &24-25)
●	99-2145	1	Water Pump ASM (Incl. Ref. #9-10,12-13 & 19-21)
●	99-2156	1	Thermostat Case ASM (Incl. Ref. #24-25)



Fuel Injection Pump Mount Assembly

Ref	Part No.	Qty.	Description
1	98-7375	4	Gasket - Nozzle
2	99-2167	1	Cap
4	99-2169	7	Clip
①	99-2168	3	Oil Hose ASM (Incl. Ref. #4 & 5)
②5		3	Hose-Fuel
6	99-2172	1	Pipe - Injection #1
7	99-2173	1	Pipe - Injection #2
8	99-2174	1	Pipe - Injection #3
9	99-2175	1	Pipe - Injection #4
10	99-2165	4	Support - Nozzle
11	99-2166	4	Bolt W/washer
12	99-2170	1	Bracket - Inj. Pump
13	51-7250	2	Washer
14	60-7120	1	Nut
15	60-7280	1	Bolt
16	99-2178	1	Hose ASM - Fuel
17	99-2176	1	Pipe - Fuel Return
18	99-2177	1	Joint - Eye
19	56-0750	3	Clamp
20	56-0760	3	Clamp
21	99-2179	3	Bolt W/washer
22	99-2185	1	Connector
23	99-2184	1	Pipe - Oil
24	99-2164	1	Bolt W/washer

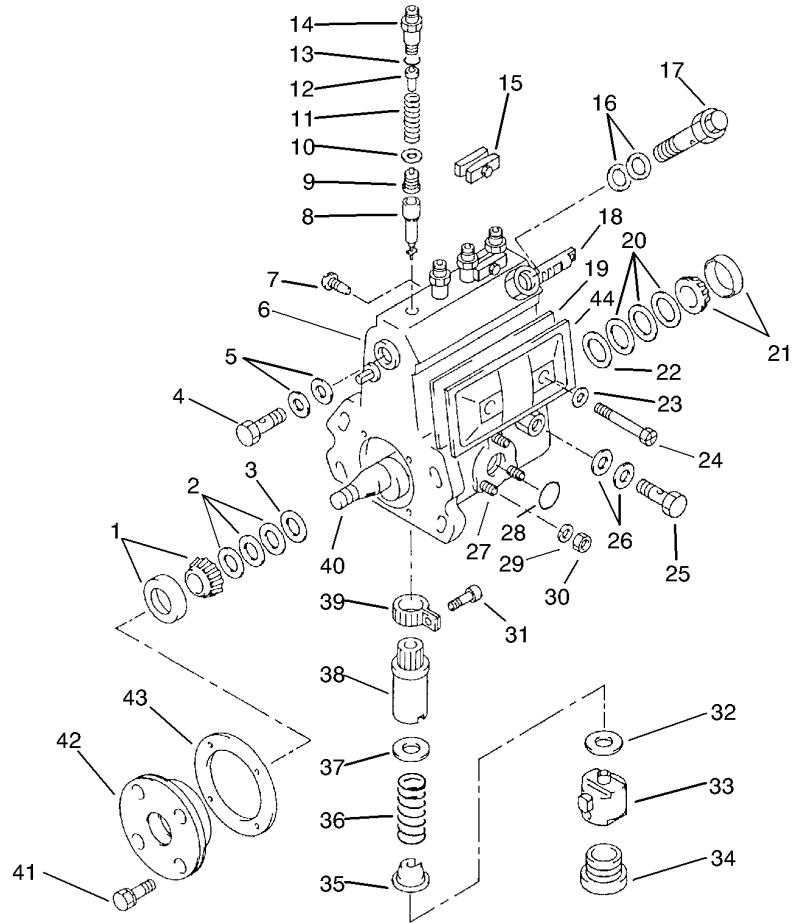
Ref	Part No.	Qty.	Description
25	70-6530	6	Bolt
②26		1	Governor ASM
②27		1	Injection Body ASM
28	99-2163	1	Pump ASM - Feed
29	70-6880	1	Key
30	70-6780	1	Nut
31	70-6680	1	Washer
32	99-2162	1	Cover - Control
33	99-2186	1	Color
34	99-2183	4	Bolt W/washer
35	99-2182	1	O-Ring
36	99-1811	1	Bolt W/washer ASM
37	99-2171	1	Flange - Inj. Pump
38	99-1865	1	O-Ring
39	99-2181	1	Hose
40	99-2180	1	Hose
①	99-2161	1	Injection Pump ASM (Incl. Ref. #24-32)



Nozzle Assembly

Ref	Part No.	Qty.	Description
1	99-2779	4	Coil-Assy-Ignition
2	70-4860	0	Washer
2	70-4870	0	Washer
2	70-4880	0	Washer
2	99-2190	0	Washer
2	99-2191	0	Washer
2	99-2192	0	Washer
2	99-2193	0	Washer
2	99-2194	0	Washer
2	99-2195	0	Washer
2	99-2196	0	Washer
2	99-2197	0	Washer
2	99-2198	0	Washer
2	99-2199	0	Washer
2	99-2200	0	Washer
2	99-2201	0	Washer
2	99-2202	0	Washer
2	99-2203	0	Washer
2	70-4890	0	Washer
2	70-4900	0	Washer
2	99-2204	0	Washer
2	99-2205	0	Washer
2	99-2206	0	Washer
2	70-4920	0	Washer

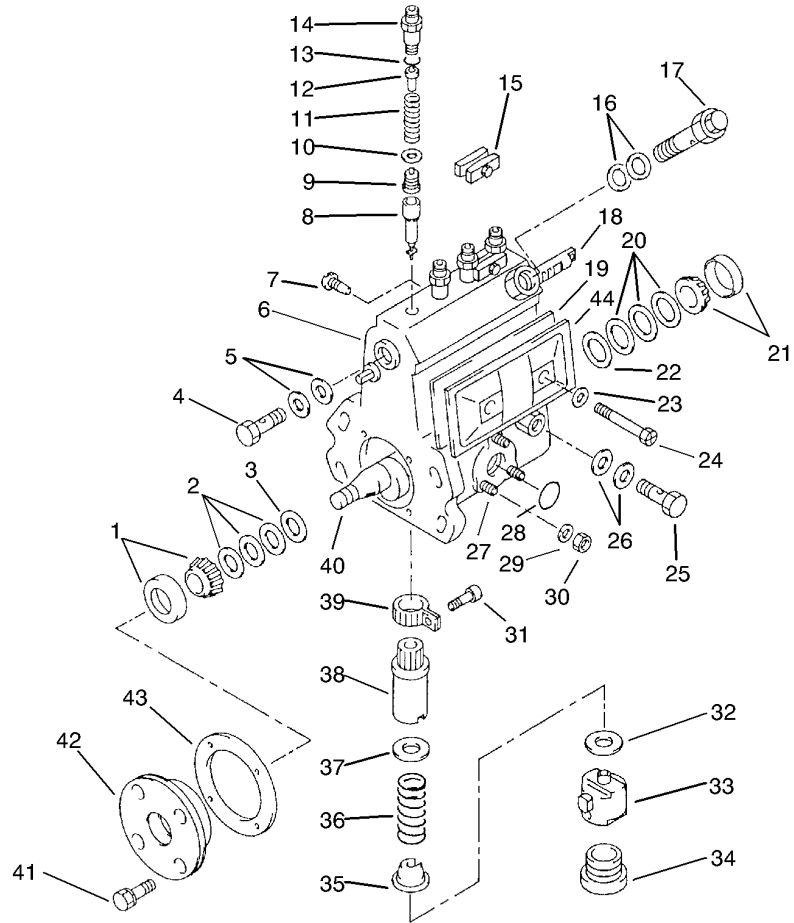
Ref	Part No.	Qty.	Description
2	99-2207	0	Washer
2	99-2217	0	Washer
2	99-2208	0	Washer
2	99-2209	0	Washer
2	99-2210	0	Washer
2	99-2211	0	Washer
2	99-2212	0	Washer
2	99-2213	0	Washer
2	99-2214	0	Washer
2	99-2215	0	Washer
2	99-2216	0	Washer
3	99-2281	4	Spring - Pressure
4	99-2280	4	Pin - Pressure
5	99-2218	4	Packing
6	70-6830	8	Pin
7	99-2189	4	Tip ASM - Nozzle
8	70-4840	4	Nut
①	99-2187	4	Nozzle ASM (Incl. Ref. #1-8)
①	99-2188	4	Holder ASM (Incl. Ref. #1-6 & 8)



Injection Pump Assembly

Ref	Part No.	Qty.	Description
1	70-6840	1	Screw
2	70-3780	0	Plate
2	70-3790	0	Plate
2	70-3800	0	Plate
2	70-3810	0	Plate
2	99-2240	0	Shim
2	99-2241	0	Shim
2	99-2242	0	Shim
2	99-2243	0	Shim
2	99-2244	0	Shim
2	99-2245	0	Shim
3	70-3700	1	Ring
4	70-6940	1	Screw
5	70-3870	2	Washer
6		1	Housing-Pump
7	99-2234	1	Screw - Rack Guide
8	99-2224	4	Element - Pump
9	99-2223	4	Valve - Delivery
10	70-3530	4	Gasket
11	99-2222	4	Spring - Valve
12	99-2221	4	Stopper - Valve
13	70-6910	4	O-Ring
14	99-2220	4	Holder - Valve
15	70-3880	2	Plate

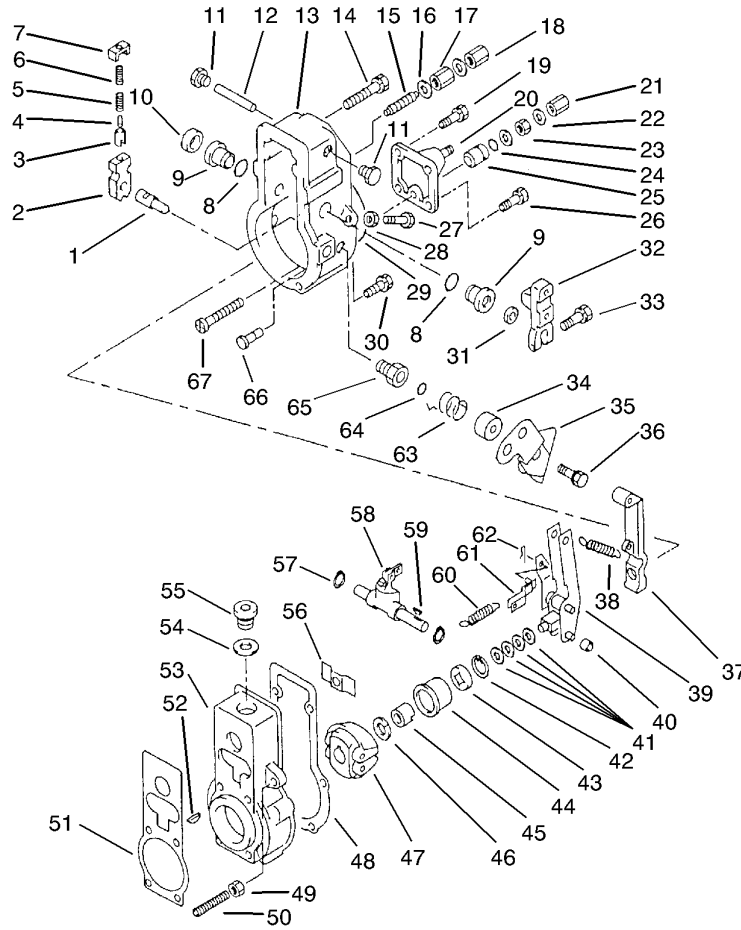
Ref	Part No.	Qty.	Description
16	70-3860	2	Washer
17	99-2239	1	Valve ASM
18	99-2233	1	Rack - Control
19	70-3930	1	Gasket
20	70-3710	0	Plate
20	70-3720	0	Plate
20	70-3730	0	Plate
20	70-3740	0	Plate
20	70-3750	0	Plate
20	70-3760	0	Plate
20	70-3770	0	Plate
20	99-2228	0	Shim
20	99-2229	0	Shim
20	99-2230	0	Shim
20	99-2231	0	Shim
21	70-6850	1	Bearing
22	70-3690	1	Ring
23	70-3900	2	Packing
24	70-3950	2	Screw
25	70-6930	1	Screw
26	70-3910	2	Washer
27	70-6720	3	Stud
28	70-6900	1	O-Ring
29	99-2238	3	Washer - Spring



Injection Pump Assembly (continued)

Ref	Part No.	Qty.	Description
30	99-2237	3	Nut - Hexagon
31	70-3570	4	Screw
32	70-3970	0	Plate
32	70-3980	0	Plate
32	70-3990	0	Plate
32	70-4000	0	Plate
32	70-4010	0	Plate
32	70-4020	0	Plate
32	70-4030	0	Plate
32	70-4040	0	Plate
32	70-4050	0	Plate
32	70-4060	0	Plate
32	70-4070	0	Plate
32	70-4080	0	Plate
32	70-4090	0	Plate
32	70-4100	0	Plate
32	70-4110	0	Plate
32	99-2236	0	Shim
33	70-3630	4	Tappet Sub Assembly
34	70-3670	4	Plug
35	70-3610	4	Seat
36	99-2227	4	Spring - Plunger
37	99-2226	4	Sheet - Upper Spring
38	99-2225	4	Sleeve - Control

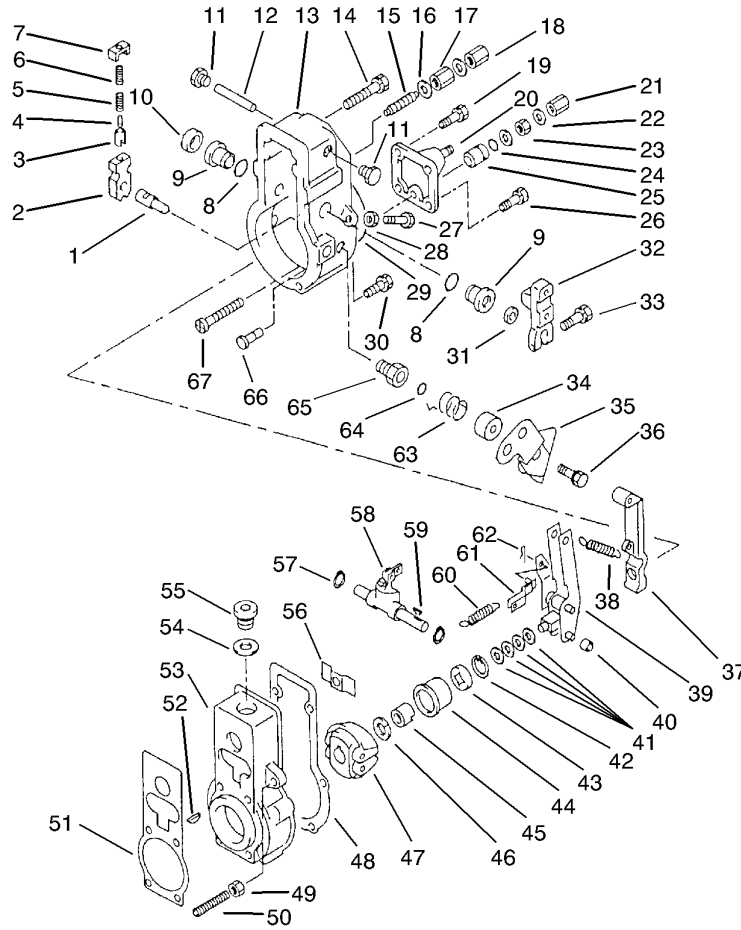
Ref	Part No.	Qty.	Description
39	70-3560	4	Pinion
40	70-3680	1	Camshaft
41	70-6540	4	Bolt
42	70-3820	1	Cover
43	99-2232	1	Gasket - Bearing Cover
44	70-3940	1	Plate
●	99-2235	1	Pump Cover ASM (Incl. Ref.#23-24 &44)



Governor Assembly

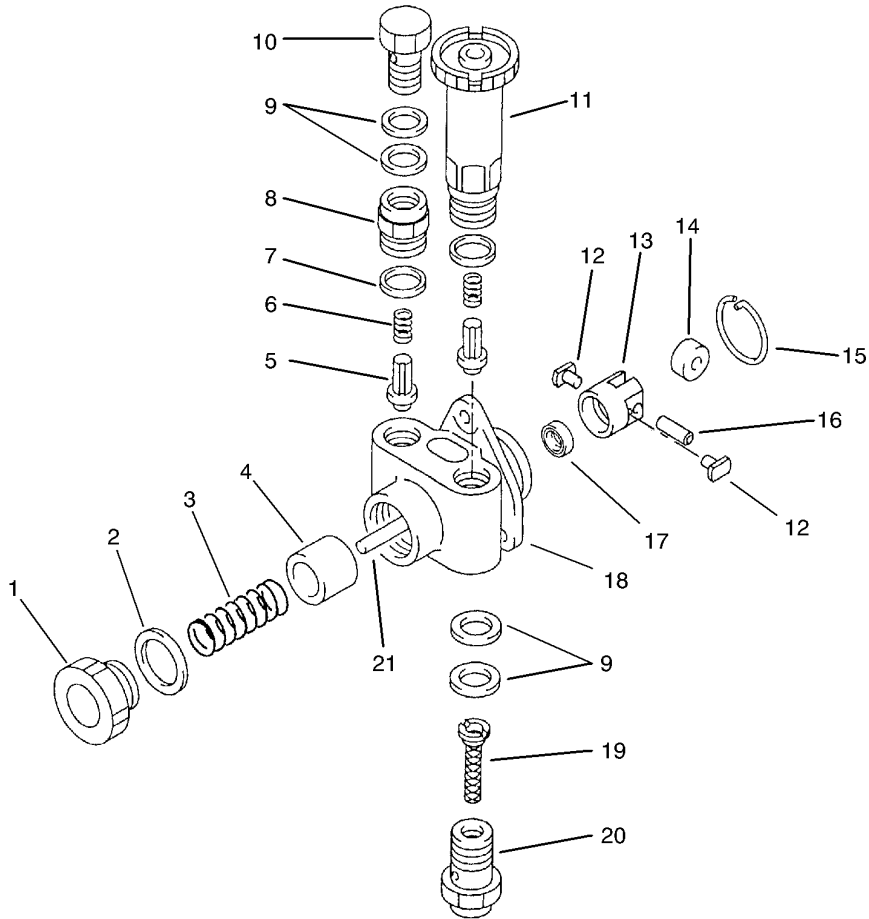
Ref	Part No.	Qty.	Description
1	70-4480	1	Shaft
2	70-4470	1	Lever
3	70-4490	1	Cup
4	70-4510	1	Spring
5	70-4520	1	Spring
6	70-4500	1	Spring
7	70-4460	1	Plate
8	70-6510	2	O-Ring
9	70-4230	2	Bushing
10	70-4580	1	Cap
11	70-4360	2	Plug
12	70-4350	1	Shaft
13	70-4400	1	Cover
14	70-6740	2	Bolt
15	99-2251	1	Capsule
16	70-3890	2	Washer
17	70-4310	1	Nut
18	70-4440	1	Nut
19	70-6540	2	Bolt
20	99-2254	1	Plate - Cover
21	99-2248	1	Nut - Cap
22	70-6690	2	Washer
23	99-2260	1	Nut - Hexagon
24	70-6500	1	O-Ring

Ref	Part No.	Qty.	Description
25	70-4330	1	Bushing
26	99-2255	2	Bolt W/washer
27	70-4430	1	Screw
28	70-6560	1	Nut
29	70-6790	1	Packing
30	70-6750	4	Bolt
31	70-6920	1	Seal
32	99-2253	1	Lever - Adjusting
33	70-6730	1	Bolt
34	70-4530	1	Cover
35	70-4570	1	Stop Lever Sub Assembly
36	70-6520	1	Bolt
37	99-2249	1	Lever - Tension
38	70-4370	1	Spring
39	70-4320	1	Lever Assembly
40	70-4540	1	Slider
41	70-6610	0	Washer
41	70-6620	0	Washer
41	70-6630	0	Washer
41	70-6640	0	Washer
41	70-6650	0	Washer
42	70-6490	1	Ring
43	70-4200	1	Plate
44	70-4190	1	Sleeve-governor(Incl. Ref. #42-43)



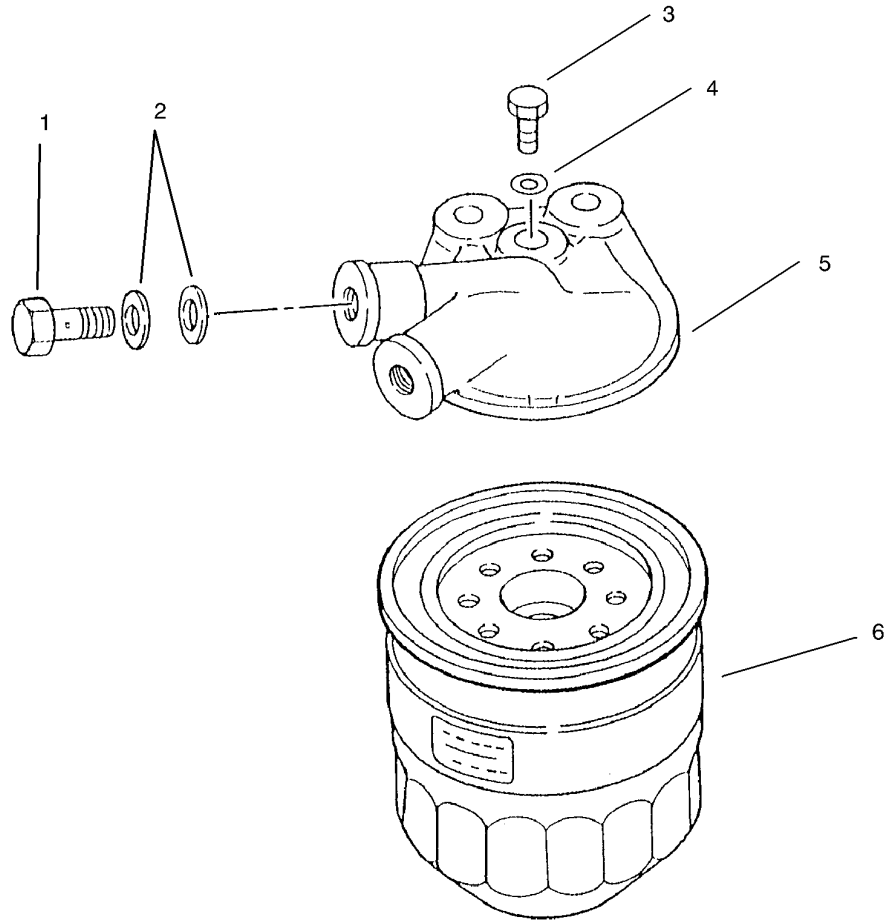
Governor Assembly (continued)

Ref	Part No.	Qty.	Description
45	70-4180	1	Nut
46	70-6670	1	Washer
47	70-4170	1	Flyweight Assembly
48	99-2258	1	Gasket
49	99-2250	1	Nut - Hexagon
50	99-2247	1	Screw - Adjust
51	99-2259	1	Gasket
52	70-6870	1	Key
53	99-2246	1	Housing - Governor
54	70-6710	1	Washer
55	70-4590	1	Plug
56	70-4210	1	Plate
57	70-6810	2	Washer
58	99-2252	1	Lever - Swivelling
59	70-6860	1	Key
60	70-4380	1	Spring
61	70-4340	1	Shackle Assembly
62	70-6480	1	Pin
63	99-2257	1	Spring
64	70-6890	1	O-Ring
65	99-2256	1	Bushing - Bearing
66	70-4410	1	Pin
67	70-4390	1	Screw



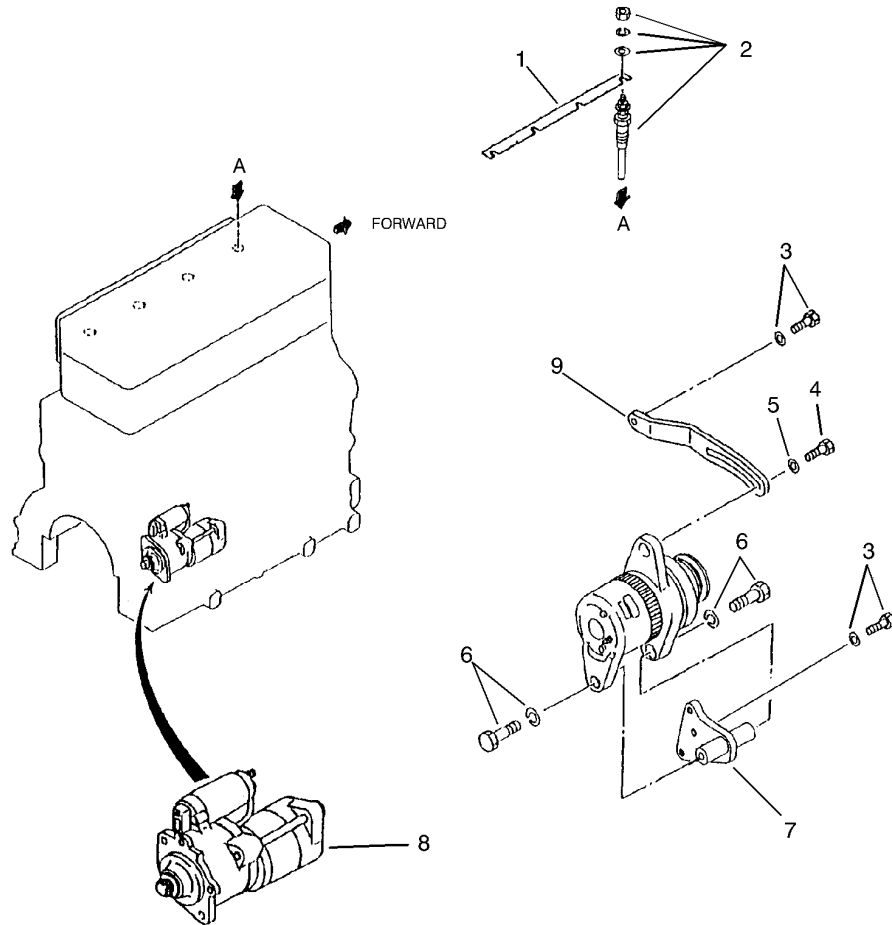
Feed Pump Assembly

Ref	Part No.	Qty.	Description				
1	70-4780	1	Plug				
2	70-6700	1	Washer				
3	70-4770	1	Spring				
4	99-2263	1	Piston				
5	70-4610	2	Valve				
6	70-4620	2	Spring				
7	70-4630	2	Gasket				
8	70-4640	1	Support				
9	99-2262	4	Seal - Oil				
10	70-6940	1	Screw				
11	70-4650	1	Pump Sub Assembly				
12	70-4760	2	Block				
13	70-4730	1	Tappet				
14	70-4740	1	Roller				
15	70-6820	1	Ring				
16	70-4750	1	Pin				
17	99-2282	1	Seal-Oil				
18	70-4600	1	Housing ASM (Incl. Ref. #17 & 20)				
19	70-4790	1	Filter				
20	70-4800	1	Screw				
21	99-2261	1	Rod - Push				
1	70-5700	1	Feed Pump ASM (Incl. Ref. #1-21)				



Fuel Filter Assembly

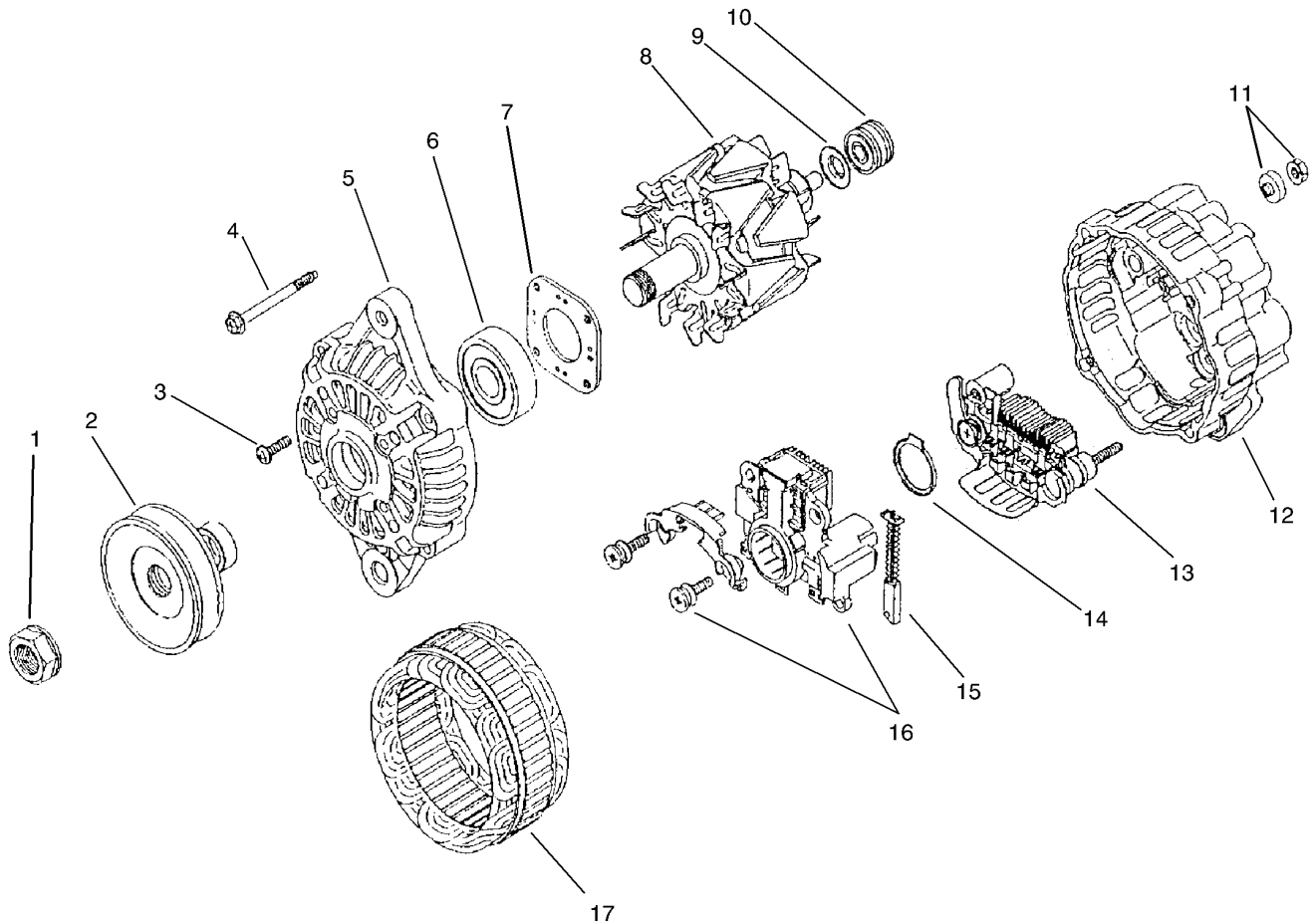
Ref	Part No.	Qty.	Description
1	70-3250	2	Bolt
2	51-5390	4	Washer
3	70-3240	1	Plug
4	51-5840	1	Washer
5	70-5720	1	Bracket
6	70-5730	1	Element Assembly
①	70-5710	1	Fuel Filter ASM (Incl. Ref. #1-6)



Electrical Components Assembly

Ref	Part No.	Qty.	Description
1	99-2265	1	Plate - Connection
2	99-2266	4	Plug Glow
3	99-1811	2	Bolt W/washer ASM
4	67-4660	1	Flange Bolt
5	54-8660	1	Washer
6	99-1857	2	Bolt W/washer ASM
7	99-2268	1	Bracket - Alternator
8	99-2267	1	Starter ASM
9	99-2270	1	Plate - Adjusting

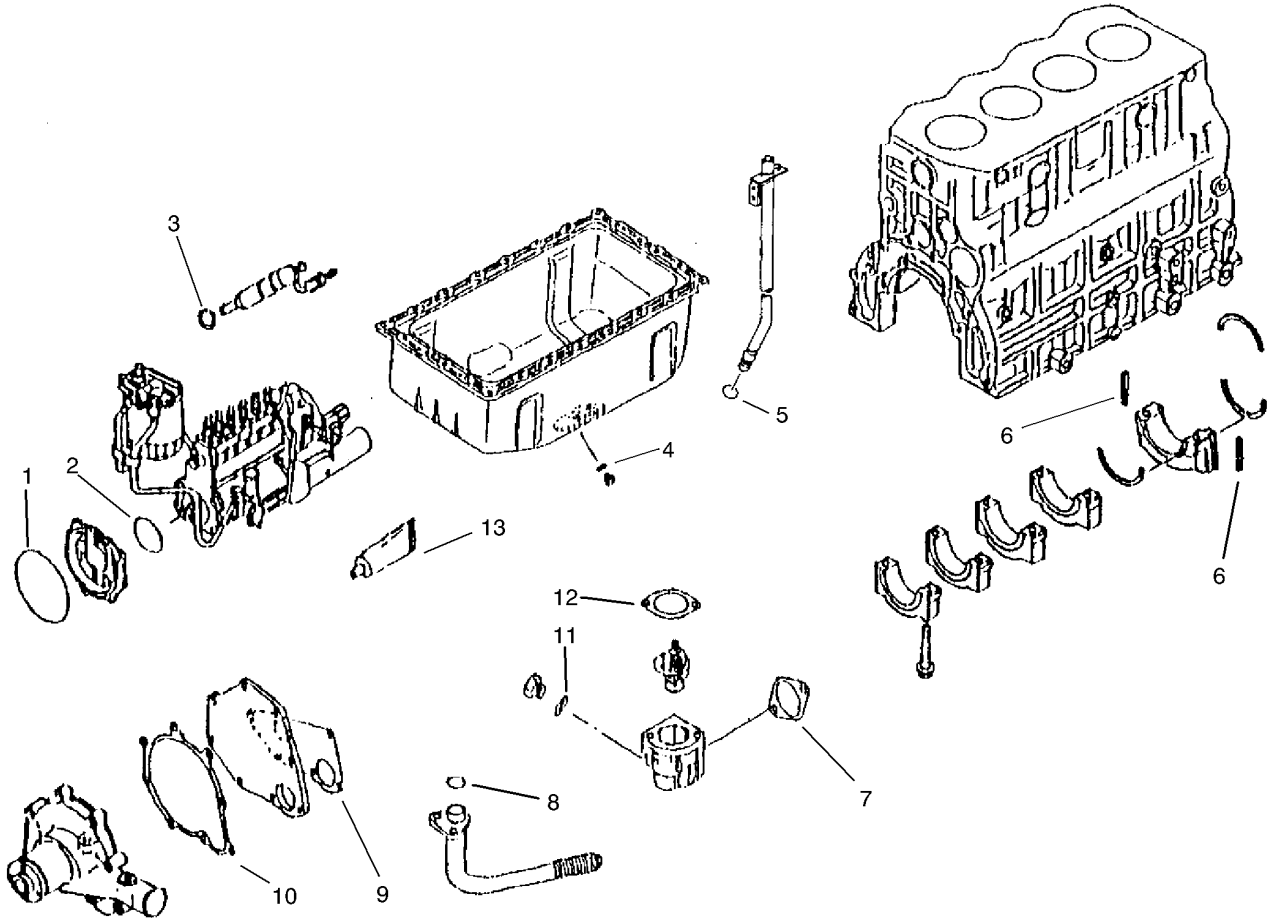
--	--	--	--



Alternator Assembly

Ref	Part No.	Qty.	Description
1	93-3578	1	Nut-Set
2	99-2271	1	Pulley ASM
3	93-3582	1	Screw Set
4	93-3580	1	Bolt Set
5		1	Front Cover ASM
6	93-3583	1	Bearing Front
7		1	Plate
8		1	Rotor
9		1	Washer
10	93-3585	1	Bearing Rear
11	99-2275	1	Nut Set
12		1	Rear Cover ASM
13	99-2274	1	Rectifier ASM
14		1	Ring-Retaining
15	93-3589	2	Brush
16		1	Regulator ASM
17	93-3586	1	Start Assy
1	99-2269	1	Alternator ASM (Incl. Ref. #1-17)
1	99-2272	1	Front Bracket ASM (Incl. Ref. #3 & 5-7)
1	93-3584	1	Rotor ASM (Incl. Ref. #8-10)
1	99-2273	1	Rear Bracket ASM (Incl. Ref. #11-16)
1	93-3588	1	Set-regulator(Incl. Ref. #14-16)

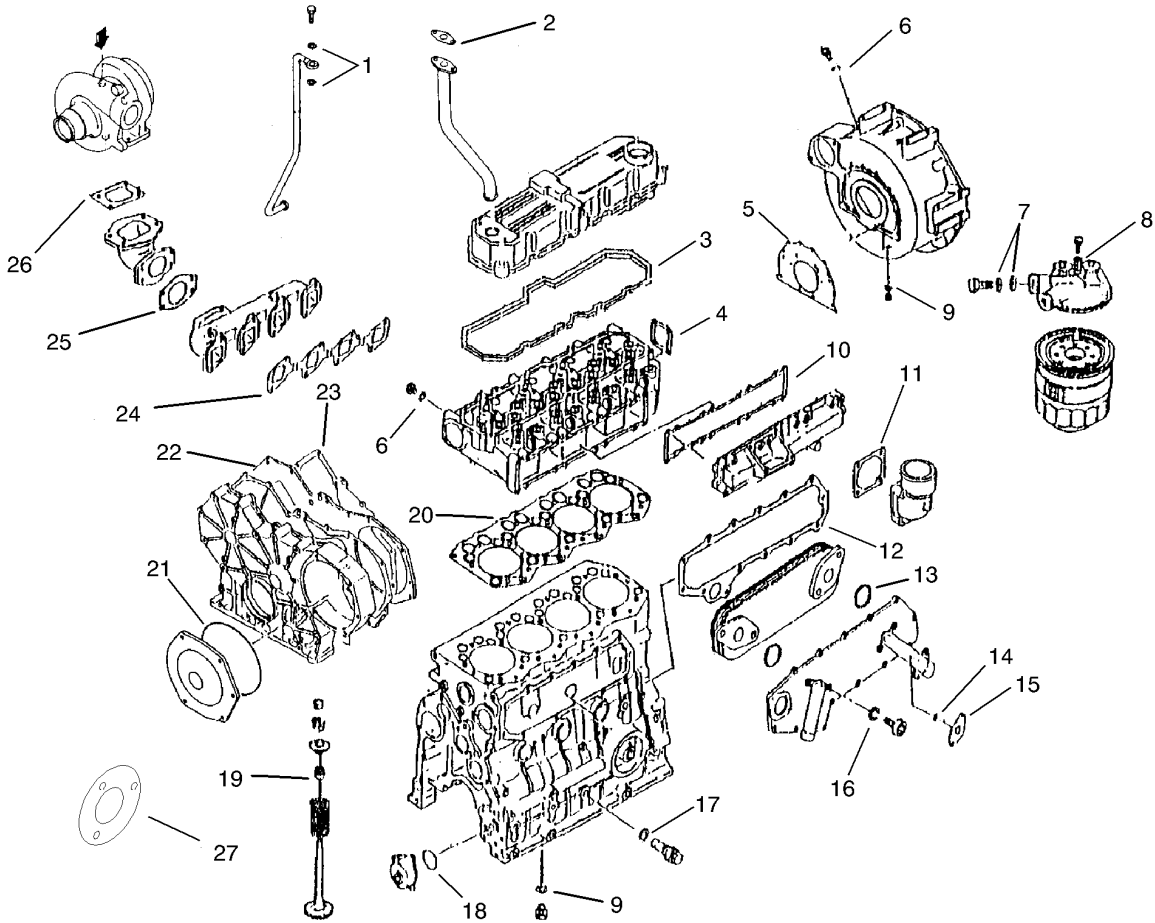
--	--	--	--



Overhaul Gasket Kit Assembly (Continued)

Ref	Part No.	Qty.	Description
1	99-1865	2	O-Ring
2	99-2182	1	O-Ring
3	98-7375	4	Gasket - Nozzle
4	68-6430	1	Gasket
5	99-1878	1	O-Ring
6	99-1853	2	Seal-Side
7	51-7210	1	Gasket
8	99-2131	3	O-Ring
9	99-2148	1	Gasket - Water
10	99-2147	1	Gasket - Pump Cover
11	99-1813	2	Gasket
12	99-2154	1	Gasket
13	93-3599	1	Gasket - Liquid

--	--	--	--



Overhaul Gasket Kit Assembly

Ref	Part No.	Qty.	Description
1	51-5060	2	Gasket
2	99-2104	1	Gasket - Air Heater
3	99-1827	1	Gasket-Rocker
4	99-1809	1	Gasket-Head Rear
5	99-1855	1	Gasket-Rear
6	99-1813	2	Gasket
7	51-5390	10	Washer
8	51-5840	1	Washer
9	99-2134	1	Gasket
10	99-2102	1	Gasket - Inlet Manifold
11	99-2104	1	Gasket - Air Heater
12	99-2139	1	Gasket - Side Cover
13	99-2141	2	O-Ring
14	99-2131	3	O-Ring
15	99-2140	1	Gasket
16	99-2142	4	Gasket
17	93-3417	1	Gasket
18	99-2128	1	Pump ASM - Oil
19	99-1817	8	Seal-Valve Stem
20	99-1807	1	Gasket-Cylinder Head
21	99-1865	2	O-Ring
22	99-1862	1	Gasket-Gear
23	99-1837	1	Crankcase ASM
24	99-2105	1	Gasket - Exhaust Manifold

Ref	Part No.	Qty.	Description
25	99-2107	1	Gasket - Exhaust
26	99-2114	1	Gasket - Exhaust
27	99-2277	1	Gasket

NOTES

NOTES

NOTES

