



Reelmaster® 6500-D 2 and 4 Wheel Drive

Model No. 03806 - 230000301 and up.

Model No. 03807 - 230000301 and up.

Parts Catalog

Ordering Replacement Parts

To order replacement parts, please supply: the part number, the quantity, and the description of each part desired.

Understanding Reference Numbers

Each identified part in an illustration has a reference number. The reference number for a part also appears in the parts list, along with other information about the part.

This catalog uses two special reference number formats, one to indicate parts in a service assembly and another to indicate the quantity of a given part in an illustration.

Service Assembly Reference Numbers

Parts in service assemblies have reference numbers in the form **a:b**. The **a** represents the reference number of the entire service assembly and the **b** represents a sequential number unique to each part within the service assembly.

For example, a wheel assembly might be identified by reference number **6**, the tire by **6:1**, the valve by **6:2**, and the wheel by **6:3**. When you order the assembly identified by reference number **6**, you receive all parts identified by reference numbers **6:1**, **6:2**, and **6:3**. However, you may also order any part individually. Reference numbers of this type appear in illustrations and in part lists.

Reference Numbers Indicating Quantity

In an illustration, if a reference number indicates more than one part, the reference number has the form **nX y**. The **n** represents the quantity of the part, the **X** is the multiplication symbol, and the **y** represents the reference number.

For example, in an illustration, the reference number **2X 37** means that two of the parts identified by reference number **37** are indicated.

Part Description Abbreviations

Part descriptions in this catalog may include the following abbreviations.

AR.	as required	HWHTF.	hex washer head thread forming
ASM.	assembly	HYD.	hydraulic
CARR.	carriage	INC.	incorporated
DEG.	degrees	LH.	left hand
FH.	flat head	NI.	nylon insert
GA.	gauge	PPH.	phillips pan head
HF.	hex flange	PTH.	phillips truss head
HH.	hex head	PTO.	power take off
HHF.	hex head flange	RH.	right hand
HHFTF.	hex head flange thread forming	SFH.	slotted fillister head
HJ.	hex jam	SHH.	slotted hex head
HLH.	hex lag head	SHWH.	slotted hex washer head
HOC.	height-of-cut	SPH.	slotted pan head
HS.	hex	SQH.	square head
HSBH.	hex socket button head	SRH.	slotted round head
HSFH.	hex socket flat head	STD.	standard
HSH.	hex socket head	TAP.	self tapping
HWH.	hex washer head	TTH.	torx truss head

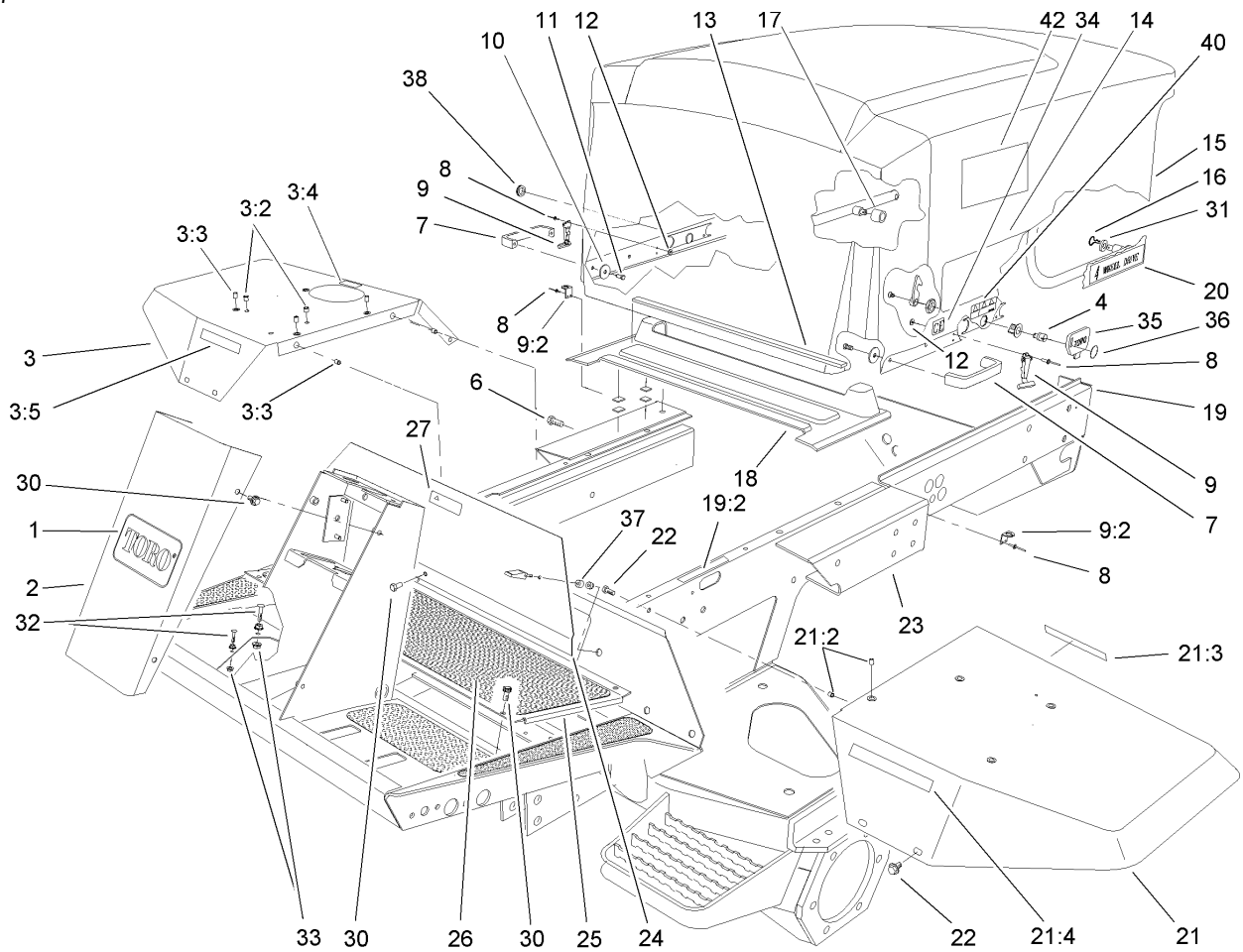
Footnotes

❶ Not illustrated

❷ Not serviced separately

Contents

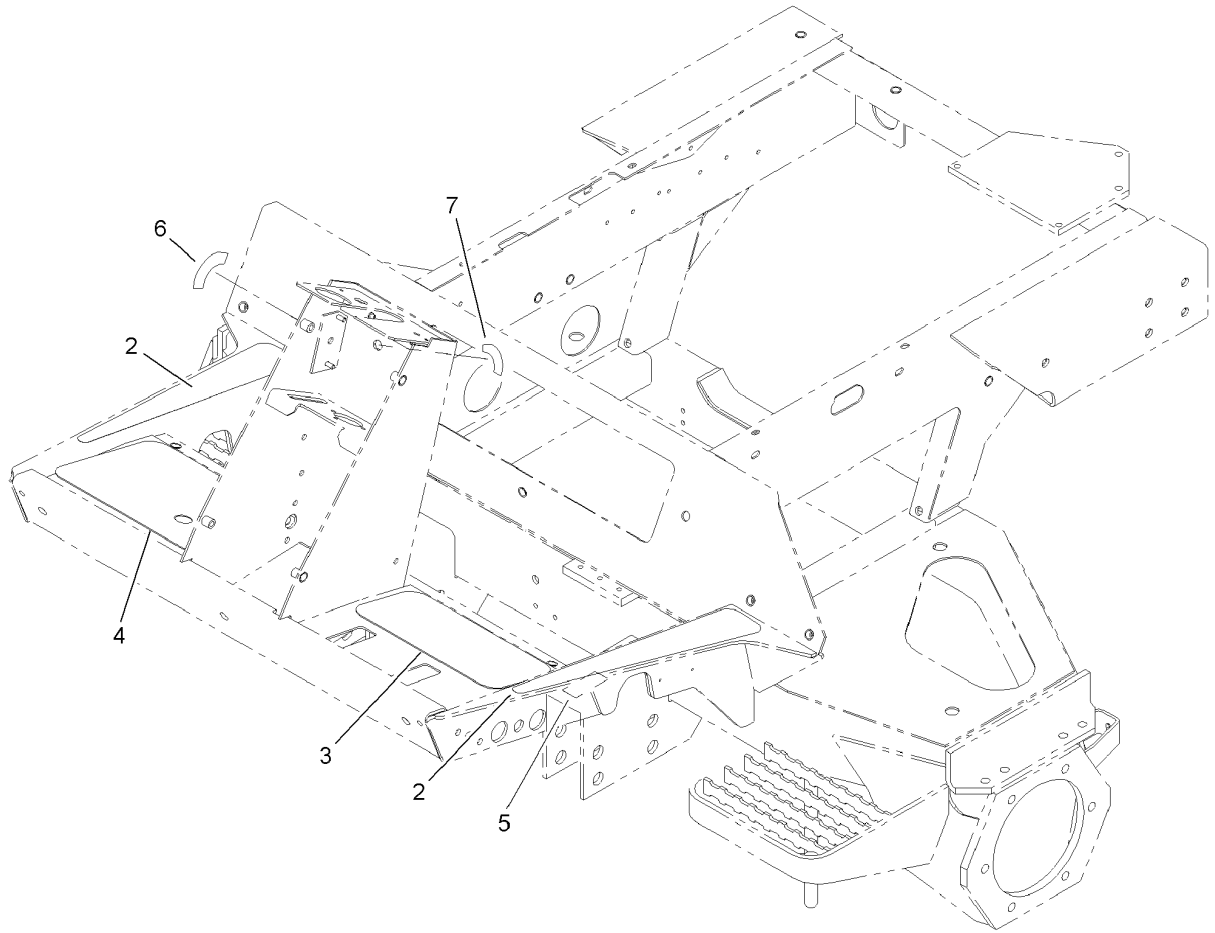
Description	Page	Description	Page
Frame and Body Assembly	4	Roll-Over-Protection-System Assembly	62
Front Frame Assembly No. 106-9241	5	2 Wheel Drive Hydraulic Schematic (Model 03806 Only)	63
Tool Box Assembly	6	4 Wheel Drive Hydraulic Schematic (Model 03807 Only)	64
Control Console Assembly	7	Electrical Schematic	65
Control Console and Battery Assembly	8	Rear Axle Assembly No. 100-3784 Bevel Pinion Shaft Assembly	66
Hydraulic Filter and Reservoir Assembly	10	Rear Axle Assembly No. 100-3784 (Continued) Differential Assembly	67
Fuel Tank Assembly	11	Rear Axle Assembly No. 100-3784 (Continued) Axle Support Assembly	68
Traction Pedal Assembly	12	Rear Axle Assembly No. 100-3784 (Continued) Bevel Gear Case Assembly	69
Brake Pedal Assembly	13	Rear Axle Assembly No. 100-3784 (Continued) Bevel Gear Shaft Assembly	70
Seat and Suspension Assembly	14	Rear Axle Assembly No. 100-3784 (Continued) Axle Case Assembly	71
Seat and Suspension Assembly No. 76-1970	15	Rear Axle Assembly No. 100-3784 (Continued) Axle Assembly	72
Seat Frame and Throttle Assembly	16	Crankcase Assembly	73
Steering Wheel Assembly	17	Oil Pan Assembly	74
Steering Control Assembly No. 105-3315	18	Cylinder Head Assembly	75
Steering Tower Assembly	19	Gear Case Assembly	76
Front Hydraulic Drive Assembly	20	Head Cover Assembly	77
Front Axle and Brake Assembly	21	Dipstick and Guide Assembly	78
Planetary Assembly No. 105-4500-03	22	Main Bearing Assembly	79
Brake Assembly No. 100-3070-03	23	Camshaft and Idle Gear Shaft Assembly	80
Hydraulic Motor Assembly No. 92-7385	24	Piston and Crankshaft Assembly	81
Brake Assembly No. 100-3069-03	25	Fywheel Assembly	82
Hydraulic Motor Assembly No. 93-7476	26	Fuel Camshaft and Governor Shaft Assembly	83
Hydraulic Pump Installation Assembly	27	Idle Apparatus, Stop Solenoid and Cover Assembly	84
Gear Pump Assembly No. 105-3317	28	Injection Pump Assembly	85
Piston Pump Assembly No. 105-3356	29	Injection Pump Component Assembly	86
Control Assembly No. 93-6306	30	Speed Control Plate Assembly	87
Radiator Support and Shroud Assembly	31	Nozzle Holder and Glow Plug Assembly	88
Radiator and Screen Assembly	32	Nozzle Holder Component Assembly	89
Engine Installation Assembly	33	Fork Lever (Governor) Assembly	90
Oil/Water/Fuel Filter, Muffler and Air Cleaner Assembly	35	Alternator and Pulley Assembly	91
Air Filter Assembly No. 100-2597	37	Alternator Component Assembly	92
Water/Fuel Filter Assembly No. 98-9305	38	Starter Assembly	93
Rear Hydraulic Assembly	39	Water Pump Assembly	94
4 Wheel Drive Axle Assembly (only on: 03807)	40	Reserve Tank Assembly	95
Hydraulic Motor Assembly No. 92-7386	41	Valve and Rocker Arm Assembly	96
Hydraulic Cylinder Assembly No. 98-3806	42	Inlet / Exhaust Manifold Assembly	97
2 Wheel Drive Axle and Power Steering Assembly	43	Turbo Charger Assembly	98
Hydraulic Cylinder Assembly No. 94-8142	44	Oil Pipe (Turbo Charger) Assembly	99
2 Wheel Drive Axle and Wheel Assembly (only on: 03806)	45	Oil Cooler Assembly	100
Rear Hydraulic Control Block Assembly	46	Miscellaneous Engine Parts	101
Mow Block Assembly No. 99-6978	48		
Front Hydraulic Control Block and Hose Assembly	49		
Lift Block Assembly No. 104-9335	50		
Front No. 1 Lift Arm Assembly	51		
Hydraulic Cylinder Assembly No. 93-2650	52		
Front No. 4 and No. 5 Lift Arm Assembly	53		
Hydraulic Cylinder Assembly No. 99-6986	55		
Rear No. 2 and No. 3 Lift Arm Assembly	56		
Hydraulic Cylinder Assembly No. 99-2550	58		
Reel Motor Assembly	59		
Hydraulic Motor Assembly No. 98-9999	60		
Rear No. 2 and No. 3 Tipper Support Assembly	61		



Frame and Body Assembly

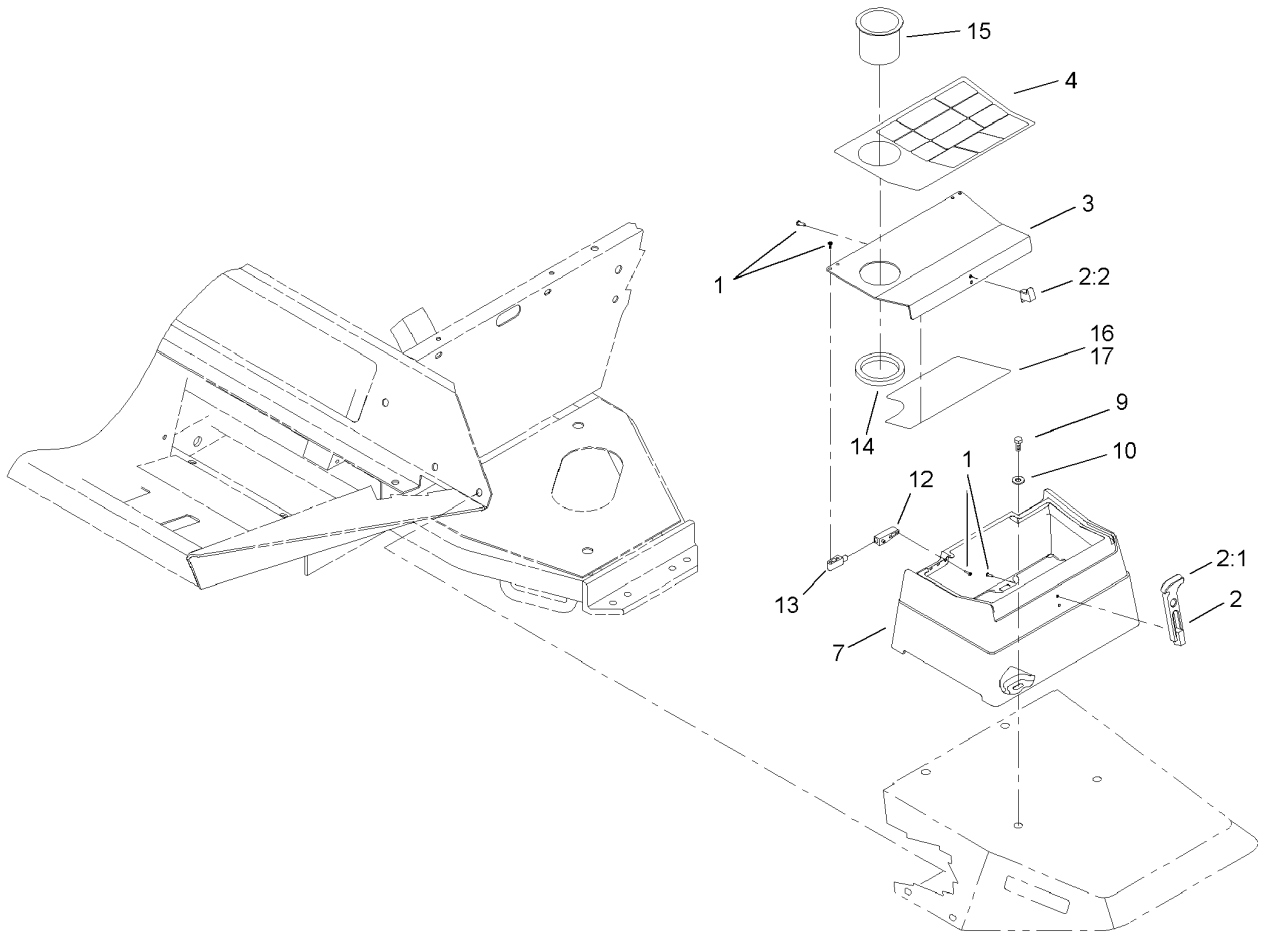
Ref	Part No.	Qty.	Description
1	62-5550	1	Decal
2	93-7996-01	1	Cover-Tower
3	106-5950	1	RH Fender ASM
3:2	32148-6	2	Insert-Nut
3:3	32148-7	5	Insert-Nut
3:4	93-6686	1	Decal-Oil, HYD
3:5	93-6689	1	Decal-No Riders
4	105-3301	1	Latch (With Hardware)
6	3234-38	10	Screw-HHF
7	65-5100	2	Handle-Door
8	3269-8	8	Rivet
9	59-9740	2	Flex Draw Latch ASM
9:2	249-40	1	Keeper
10	3256-78	4	Washer-Flat
11	46-8091	4	Screw-HWH
12	3269-10	4	Washer-Back
13	92-7633	1	Bumper-Hood
14	106-7064	2	Decal
15	105-0130	1	Hood
16	3290-467	2	Pin-Hair
17	93-7582	1	Hose
18	94-2617	1	Pump Cover ASM
19	105-0116	1	Rear Frame ASM
19:2	93-1265	1	Decal-Surface, Hot
20	72-3560	2	Decal (Only On: 03807)

Ref	Part No.	Qty.	Description
21	106-5951	1	LH Fender ASM
21:2	32148-7	6	Insert-Nut
21:3	93-6680	1	Decal-Diesel
21:4	93-6689	1	Decal-No Riders
22	3234-14	10	Screw-HHF
23	106-9241	1	Front Frame ASM
24	75-1390-01	1	Cover-Access, Front
25	75-1410-01	1	Plate-Access, Floor
26	75-0630	1	Tread-Foot, Center
27	93-9425	1	Decal-Danger
30	3234-7	9	Screw-HHF
31	66-6480	2	Washer
32	17-9420	2	Screw-Handle
33	32128-20	4	Nut-HF
34	93-7252	1	Decal
35	99-8970	1	Key-Latch, Hood
36	98-9321	1	Ring-Key
37	74-5950	2	Latch-Swell
38	104-1453	1	Grommet
40	106-6754	1	Decal-Danger
42	66-6140	2	Decal



Front Frame Assembly No. 106-9241

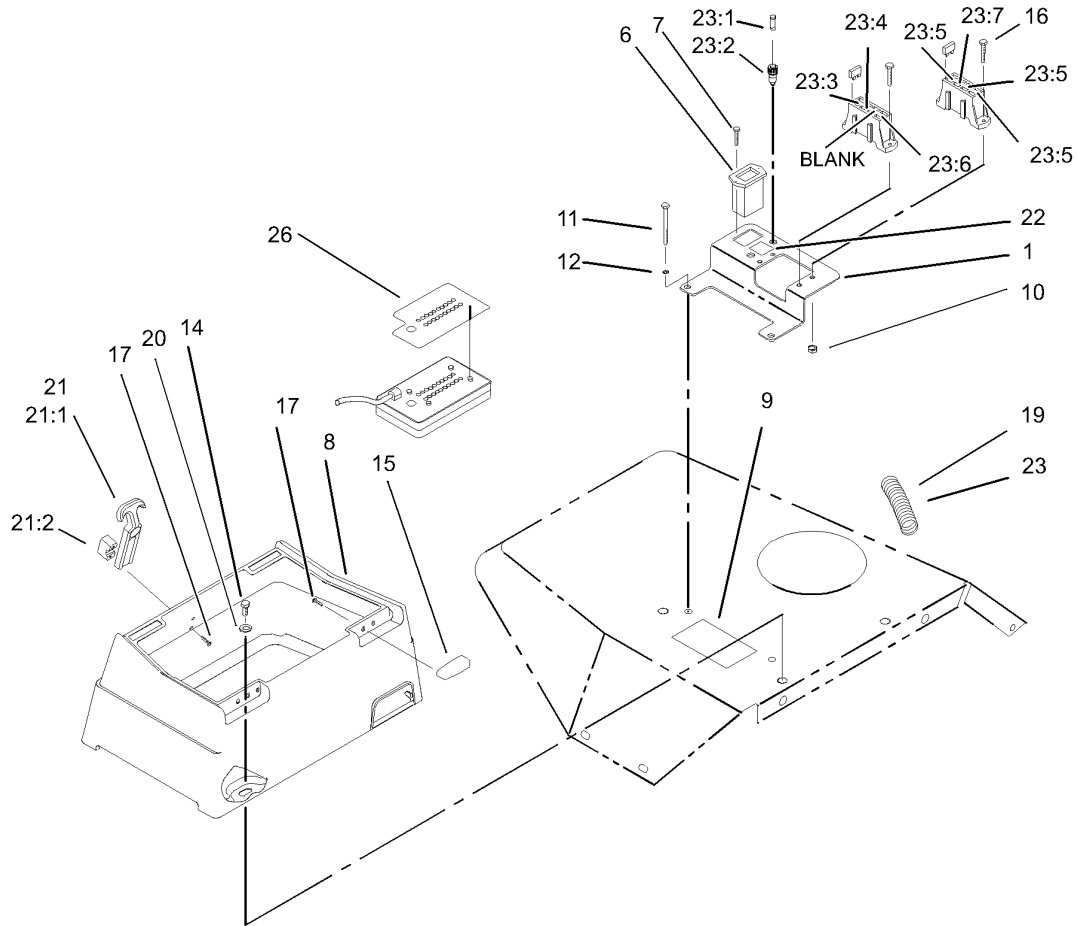
Ref	Part No.	Qty.	Description				
2	93-7592	2	Tread-Foot Rest, LH				
3	75-0620	1	Tread-Foot, LH				
4	104-5223	1	Tread-Foot, RH				
5	93-6693	1	Decal-Plate, Floor				
6	93-6699	1	Decal-Fast/slow				
7	105-7506	1	Decal-Key Switch				



Tool Box Assembly

Ref	Part No.	Qty.	Description
1	32144-1	12	Screw-Taptite
2	94-5626	1	Latch-Draw, Flexible
2:1	100-5806	1	Handle-Latch
2:2	100-5807	1	Keeper-Latch
3	104-1489-03	1	Cover-Toolbox
4	104-9294	1	Decal-Warning
4	104-9295	1	Decal-Warning, Ce
7	104-0026	1	Toolbox
9	322-4	4	Screw-HH
10	3256-3	4	Washer-Flat
12	104-1496	2	Hinge-Pin
13	104-1497	2	Hinge-Receiver
14	104-1476	1	Ring-Rubber
15	94-1410	1	Holder-Can, Beverage
16	105-0134	1	Decal-Quick Reference
17	95-0832	1	Decal-Service

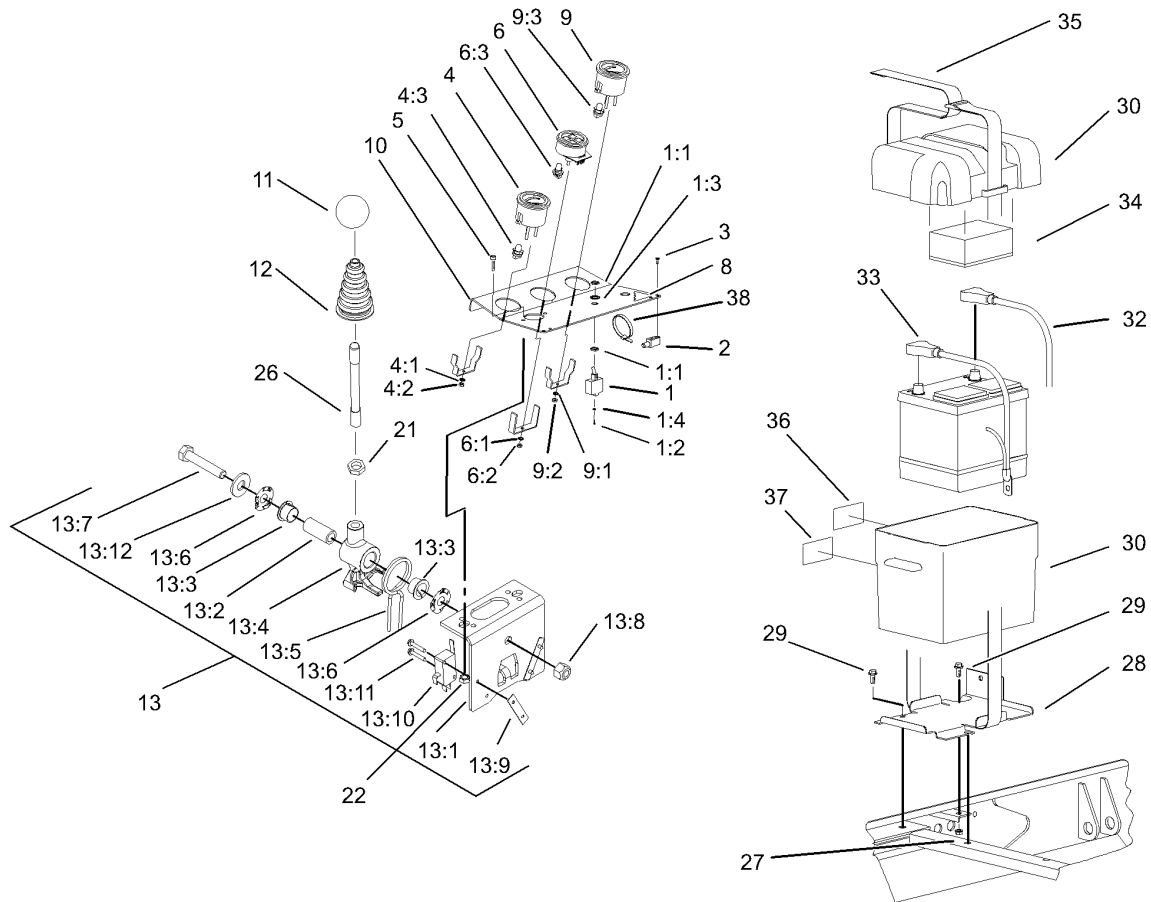
--	--	--	--



Control Console Assembly

Ref	Part No.	Qty.	Description
1	105-0137-03	1	Bracket-Fuse Block
6	75-6820	1	Hourmeter
7	32144-18	2	Screw-HH
8	104-0027	1	Box-Control
9	104-5229	1	Decal-Fuses, Ce
10	3296-2	4	Nut-Lock
11	321-4	2	Screw-HH
12	3253-3	2	Washer-Lock
14	322-4	3	Screw-HH
15	104-1497	2	Hinge-Receiver
16	32105-13	4	Screw-SHH
17	32144-1	6	Screw-Taptite
19	94-6343	1	Decal-Identification, Wire
20	3256-3	3	Washer-Flat
21	94-5626	1	Latch-Draw, Flexible
21:1	100-5806	1	Handle-Latch
21:2	100-5807	1	Keeper-Latch
22	104-9298	1	Decal-Controller
23	105-0119	1	Harness-Wire, Console
23:1	219-19	1	Lamp-Green
23:2	85-4491	1	Light-Indicator (Includes Lamp)
23:3	94-9157	1	Fuse-Blade, 4 Amp
23:4	114241	1	Fuse-7.5 Amp
23:5	218-578	3	Fuse-10 Amp
23:6	109355	1	Fuse-15 Amp

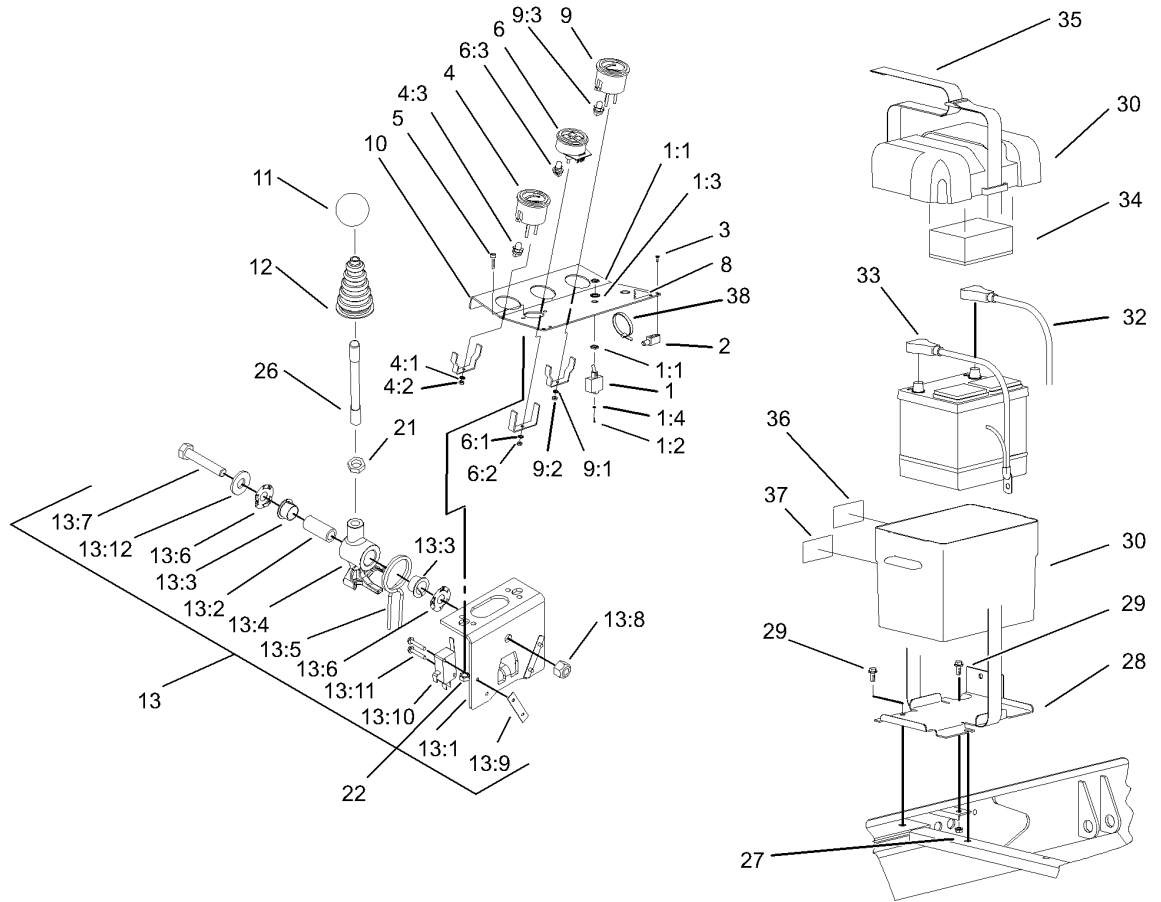
Ref	Part No.	Qty.	Description
23:7	109101	1	Fuse-20 Amp
26	105-9267	1	Decal-Diagnostic, Control



Control Console and Battery Assembly

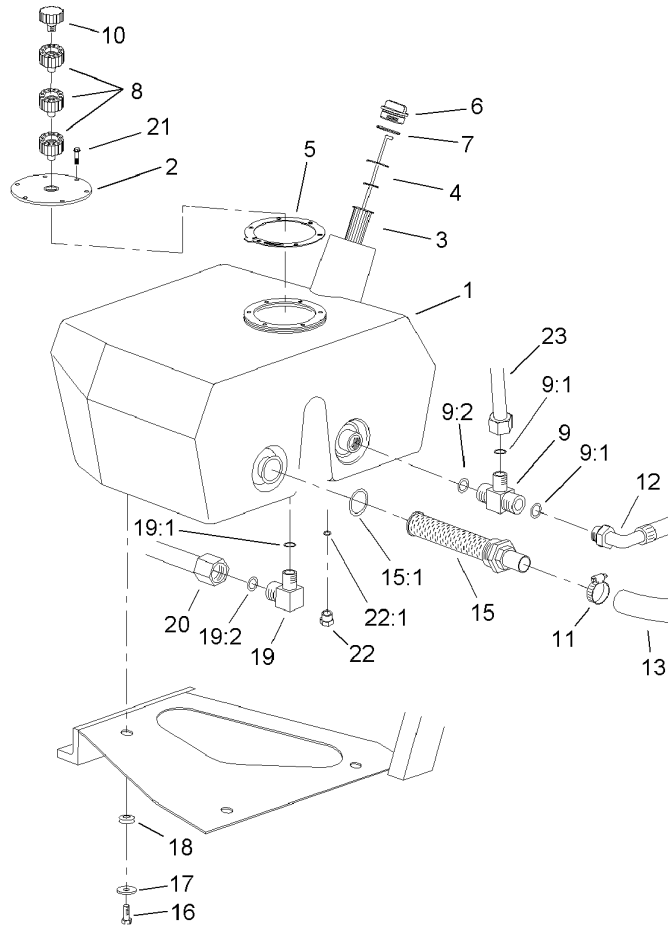
Ref	Part No.	Qty.	Description
1	99-8352	1	Switch-Backlap, Master
1:1	218-498	2	Locknut-Hex
1:2	218-588	3	Screw
1:3	218-589	1	Washer
1:4	3253-19	3	Washer-Lock/sp
2	104-1496	2	Hinge-Pin
3	32144-1	4	Screw-Taptite
4	98-9339	1	Gauge-Fuel
4:1	3254-1	3	Washer-Lock, Int
4:2	3217-27	3	Nut-Hex
4:3	105-9265	1	Bulb And Lamp ASM
5	3258-166	2	Screw
6	98-9306	1	Light-Warning
6:1	3254-1	1	Washer-Lock, Int
6:2	3217-27	1	Nut-Hex
6:3	105-9264	4	Bulb And Lamp ASM
8	104-9296	1	Decal-Control
9	98-9308	1	Gauge-Temperature
9:1	3254-1	3	Washer-Lock, Int
9:2	3217-27	3	Nut-Hex
9:3	105-9265	1	Bulb And Lamp ASM
10	104-9251-03	1	Plate-Instrument
11	233-42	1	Knob
12	93-5961	1	Boot-Lever
13	106-4167	1	Joystick Bracket ASM

Ref	Part No.	Qty.	Description
13:1	106-4168-03	1	Bracket-Joystick
13:2	106-4192	1	Spacer
13:3	93-5547	2	Bushing-Nylon
13:4	105-7507	1	Hub-Pivot, Joystick
13:5	105-8289	1	Spring-Torsion
13:6	106-4193	2	Washer-Finger, Spring
13:7	322-9	1	Screw-HH
13:8	3296-29	1	Nut-Lock, NI
13:9	3290-354	2	Nut-Speed
13:10	111332	2	Switch
13:11	147665	4	Screw
13:12	3256-3	1	Washer-Flat
21	3218-3	1	Nut-Jam
22	32128-33	2	Nut-HF
26	105-7508	1	Lever-Joystick
27	3296-29	1	Nut-Lock, NI
28	93-7974-03	1	Plate-Battery Box
29	3234-5	3	Screw
30	93-7595	1	Box-Battery
32	105-0114	1	Cable-Battery, Positive
33	105-0115	1	Cable-Battery, Negative
34	93-7968	1	Pad-Foam
35	94-1445	1	Strap-Battery
36	93-6668	1	Decal-Battery
37	93-7276	1	Decal-Danger



Control Console and Battery Assembly (continued)

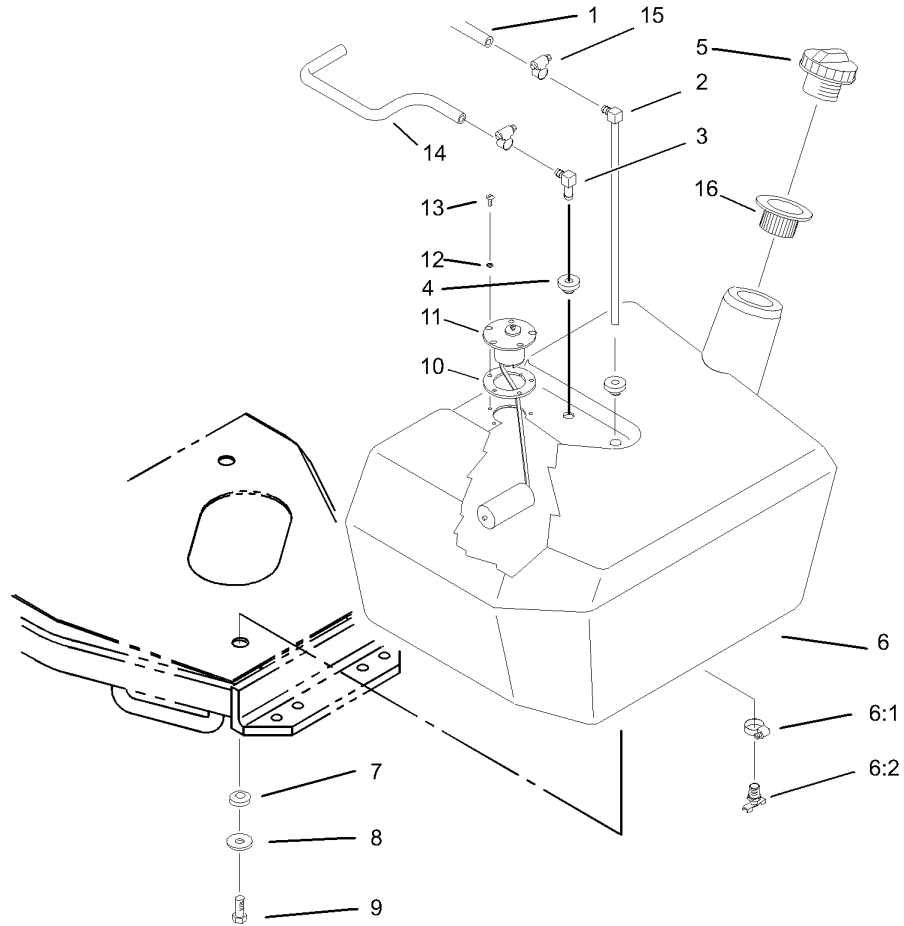
Ref	Part No.	Qty.	Description
38	3290-378	2	Tie-Cable



Hydraulic Filter and Reservoir Assembly

Ref	Part No.	Qty.	Description
1	104-9254	1	Tank-Oil
2	99-2580	1	Cover-Tank
3	61-2790	1	Filter-Screen
4	75-3710	1	Dipstick
5	93-7499	1	Gasket
6	93-7498	1	Plug-Plastic
7	94-8166	1	O-Ring
8	92-8020	3	Adapter-Breather
9	104-3795	1	Fitting-Tee, HYD
9:1	340-65	2	O-Ring
9:2	237-146	1	O-Ring
10	68-6150	1	Breather-Air
11	2412-111	1	Clamp
12	104-3790	1	Pump Return Hose ASM
13	104-3792	1	Hose-Suction
15	105-0131	1	Strainer-Tank, Oil
15:1	340-136	1	O-Ring
16	33105-025	3	Screw-HHF
17	63-8410	3	Washer
18	240-11	3	Grommet-Mount, Tank
19	340-98	1	Fitting-Hyd, 90 DEG
19:1	237-79	1	O-Ring
19:2	237-30	1	O-Ring
20	92-7478	1	RH Motor Tube ASM
21	33104-020	6	Screw-HHF

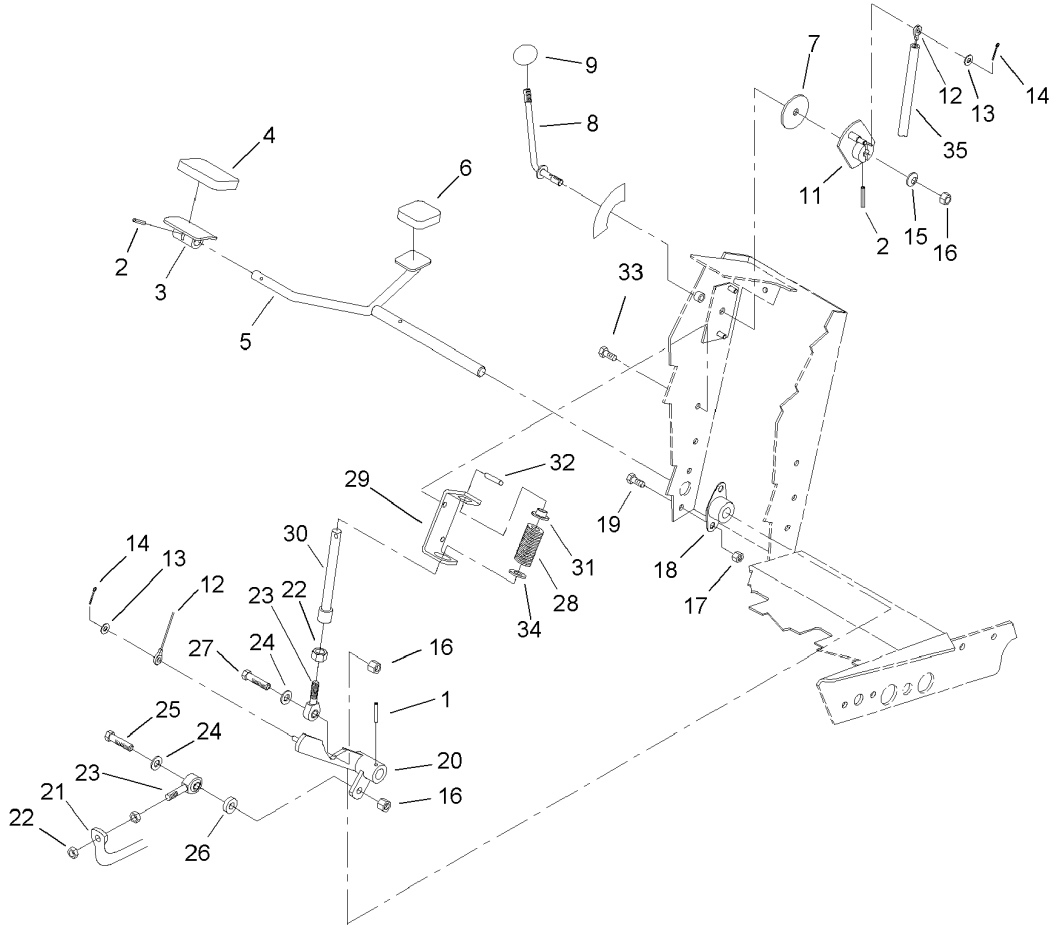
Ref	Part No.	Qty.	Description
22	353-508	1	Plug
22:1	237-42	1	O-Ring
23	104-3748	1	Hydraulic Tank Tube ASM
●23:1	340-65	1	O-Ring



Fuel Tank Assembly

Ref	Part No.	Qty.	Description
1	92-7522	1	Hose-Fuel Line
2	66-8121	1	Standpipe
3	104-5228	1	Elbow-90 DEG
4	46-6560	2	Bushing
5	93-3102	1	Cap-Fuel
6	105-7949	1	Tank-Fuel
6:1	2412-36	1	Clamp-Hose
6:2	304-46	1	Draincock
7	240-11	3	Grommet-Mount, Tank
8	63-8410	3	Washer
9	33105-025	3	Screw-HHF
10	62-7650	1	Gasket
11	63-7640	1	Sender-Fuel
12	3253-15	5	Washer-Lock/sp
13	32122-24	5	Screw-Pth
14	75-4700	1	Hose-Fuel
15	2412-108	2	Clamp-Worm
16	61-2790	1	Filter-Screen

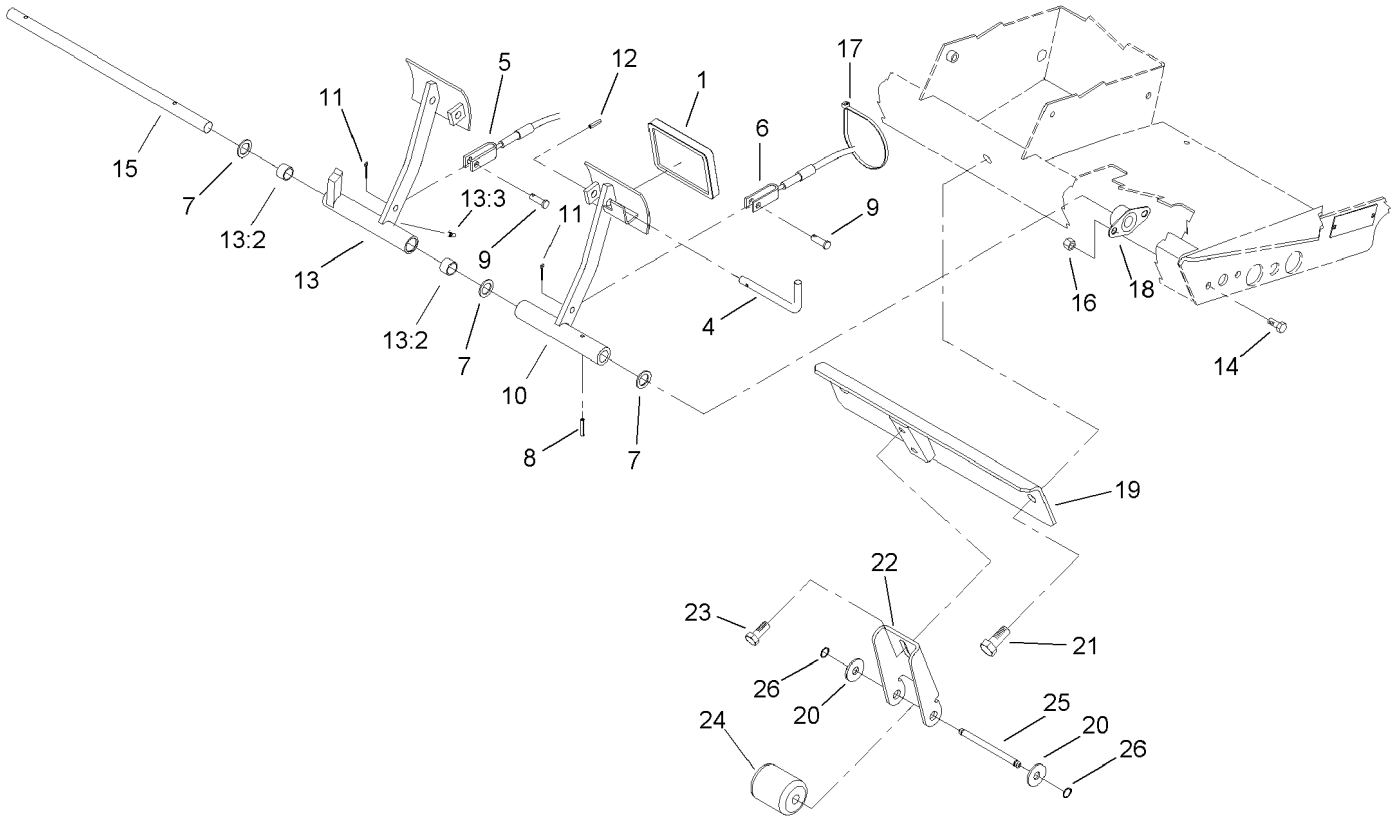
--	--	--	--



Traction Pedal Assembly

Ref	Part No.	Qty.	Description
1	32121-6	1	Pin-Roll
2	32121-45	2	Pin-Spring
3	49-6440-03	1	Pedal-Forward
4	74-9100	1	Pad-Pedal, Forward
5	75-2970	1	Pedal-Traction
6	74-9110	1	Pad-Pedal, Reverse
7	75-6550	1	Disc-Friction
8	75-6490	1	Lever
9	233-42	1	Knob
11	75-6510	1	Bracket-Lever
12	75-6580	1	Cable-Pedal
13	3256-22	2	Washer-Flat
14	3272-2	2	Pin-Cotter
15	3290-461	1	Washer-Spring
16	3296-39	3	Nut-Lock, NI
17	32128-20	4	Nut-HF
18	256-236	2	Bearing-Mount, Flange
19	322-3	4	Screw-HH
20	75-3270-03	1	Hub-Pivot, Traction
21	100-3893-03	1	Tube-Pump Control
22	3220-3	3	Nut-Jam
23	2411-36	2	Bearing-End, Rod
24	3256-24	2	Washer-Flat
25	323-9	1	Screw-HH
26	5-0652	1	Spacer

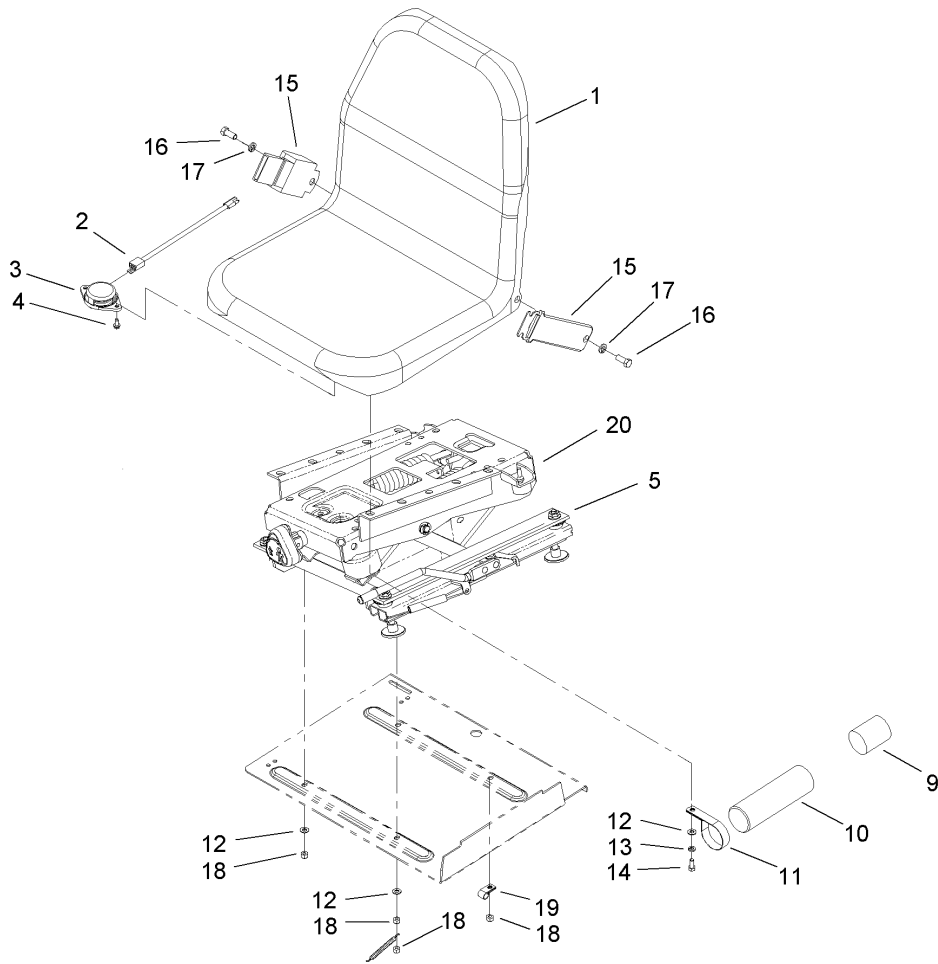
Ref	Part No.	Qty.	Description
27	323-29	1	Screw-HH
28	60-5700	1	Spring
29	92-7608-03	1	Bracket-Spring
30	92-7609	1	Shaft-Spring
31	92-7610	1	Retainer-Spring
32	32121-11	1	Pin-Roll
33	32144-14	2	Screw-HWH
34	3256-5	1	Washer-Flat
35	95-7151	1	Tube-Convolved



Brake Pedal Assembly

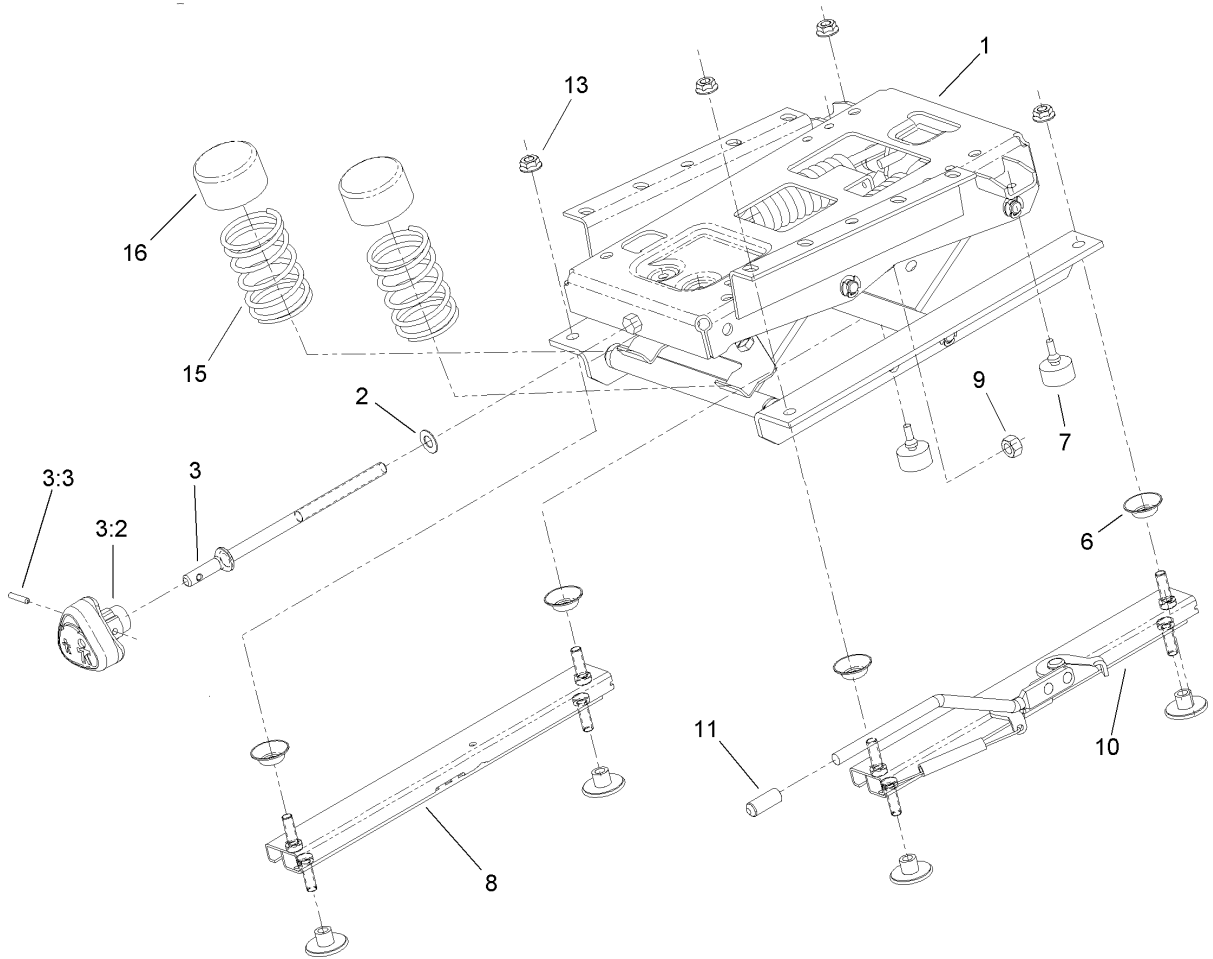
Ref	Part No.	Qty.	Description
1	93-8742	2	Footpad-Brake
4	63-7880	1	Pin-Latch, Brake
5	92-7530	1	LH Brake Cable ASM
6	92-7529	1	RH Brake Cable ASM
7	3256-69	3	Washer-Flat
8	32121-16	1	Pin-Spring
9	283-58	2	Pin-Clevis
10	75-1440-03	1	Pedal-Brake, LH
11	3272-10	2	Pin-Cotter
12	32121-50	1	Pin-Spring
13	75-1430	1	Pedal-Brake, RH
13:2	256-42	2	Bushing
13:3	302-5	1	Fitting-Grease
14	322-3	4	Screw-HH
15	75-1470	1	Pin-Pivot, Brake
16	32128-20	4	Nut-HF
17	3290-378	1	Tie-Cable
18	256-236	2	Bearing-Mount, Flange
19	105-0138-03	1	Stabilizer
20	3256-26	2	Washer-Flat
21	3234-38	2	Screw-HHF
22	100-3868-03	1	Bracket-Tipper
23	3234-1	2	Screw-HHF
24	75-5390	1	Roller
25	75-5400	1	Pin-Roller

Ref	Part No.	Qty.	Description
26	32151-61	2	Ring-Retaining



Seat and Suspension Assembly

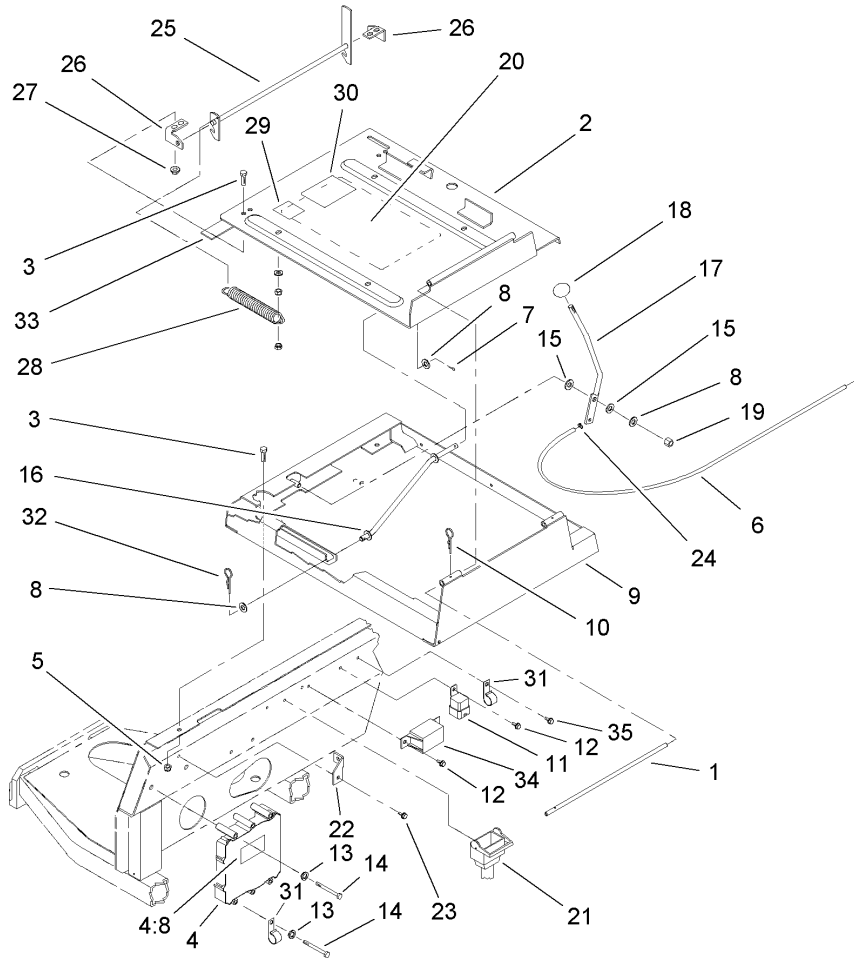
Ref	Part No.	Qty.	Description
1	104-4620	1	Seat-Olympic, Toro
2	106-7090	1	Harness-Wire, Seat Switch
3	92-6282	1	Switch-Seat
4	32144-10	2	Screw-HWH
5	32128-25	4	Nut-Flange
9	104-7048	1	Cap-Housing
10	104-7050	1	Housing-Manual
11	2412-133	2	R-Clamp
12	3256-23	8	Washer-Flat
13	3253-4	4	Washer-Lock
14	322-3	4	Screw-HH
15	21-4191	1	Seat Belt ASM (Only On: 03807)
16	3212-4	2	Screw-HH (Only On: 03807)
17	3253-6	2	Washer-Lock (Only On: 03807)
18	3296-29	5	Nut-Lock, NI
19	2412-93	1	Clamp-R
20	76-1970	1	Seat Suspension ASM



Seat and Suspension Assembly No. 76-1970

Ref	Part No.	Qty.	Description
1	106-8085	1	Suspension ASM
2	3256-24	1	Washer-Flat
3	106-1031	1	Tension Adjuster Knob ASM
3:2	106-8093	1	Knob-Adjust, Tension
3:3	32121-45	1	Pin-Spring
6	66-9290	4	Spacer-Suspension
7	76-2940	2	Bumper
8	66-8530	1	Adjuster
9	32153-2	1	Nut-Lock
10	66-8510	1	Adjuster W/handle
11	75-3570	1	Tip-Vinyl
13	32128-25	4	Nut-Flange
15	93-3163	2	Spring
16	93-3164	2	Cap

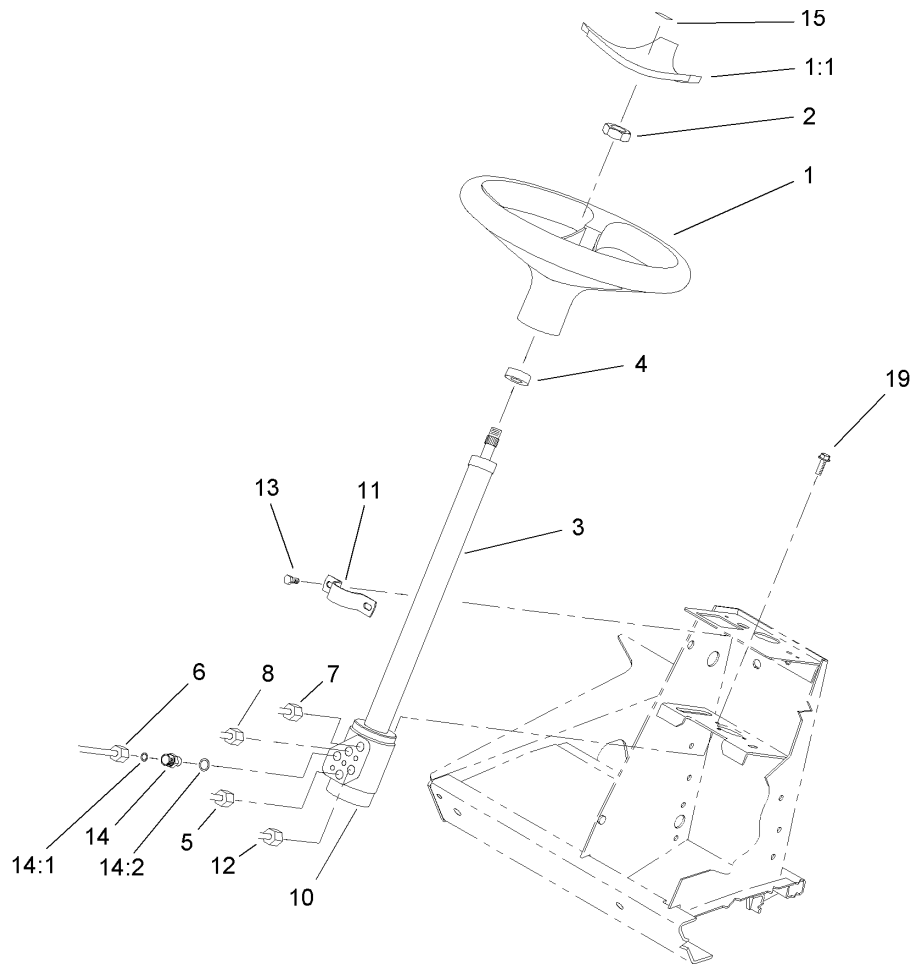
--	--	--	--



Seat Frame and Throttle Assembly

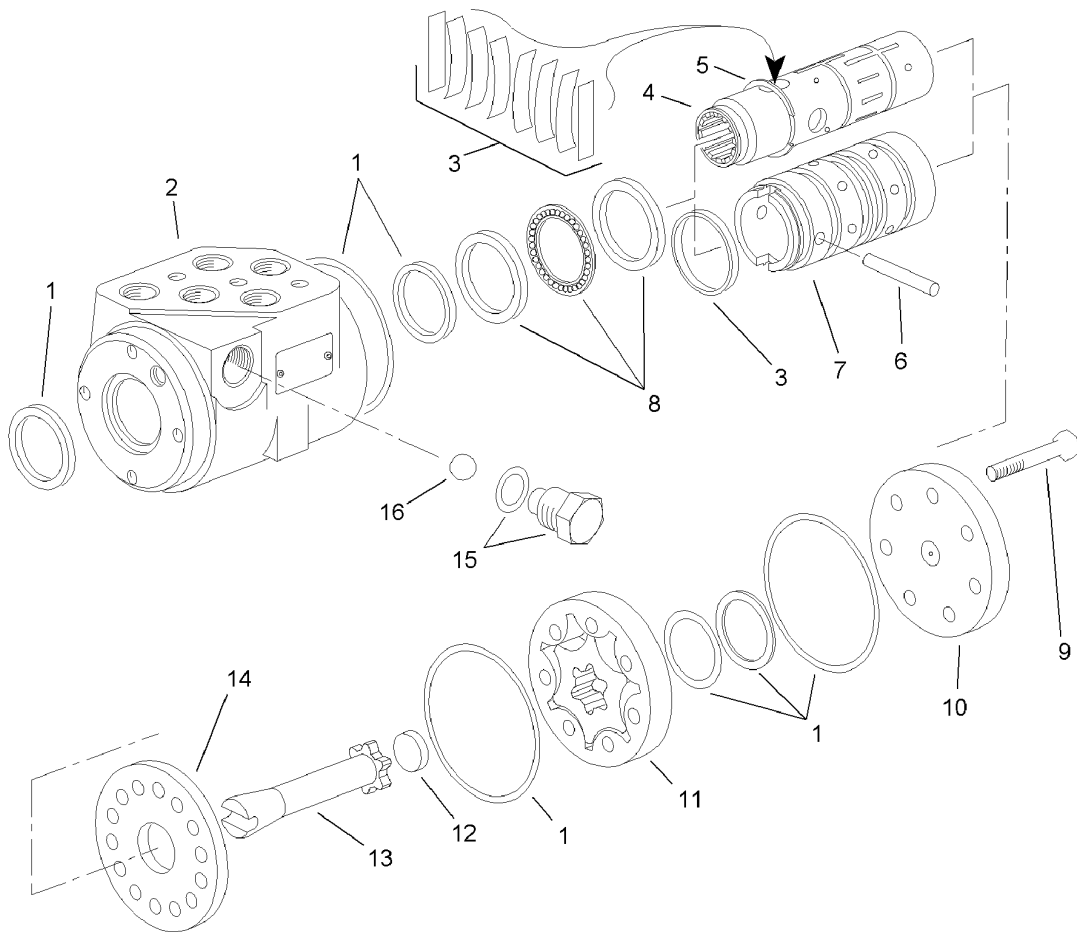
Ref	Part No.	Qty.	Description
1	75-3400	1	Shaft-Pivot, Seat
2	98-2350-03	1	Plate-Seat
3	322-3	8	Screw-HH
4	92-5720	1	Controller-Electronic
4:8	93-8053	1	Decal
5	3296-29	4	Nut-Lock, NI
6	105-0102	1	Cable-Throttle
7	3272-10	1	Pin-Cotter
8	3256-24	3	Washer-Flat
9	98-2352-03	1	Frame-Seat
10	3290-467	1	Pin-Hair
11	70-1480	1	Relay
12	32144-10	3	Screw-HWH
13	3253-3	3	Washer-Lock
14	321-14	3	Screw-HH
15	52-2900	2	Washer
16	75-3680-03	1	Rod-Seat
17	93-7598-03	1	Lever-Throttle
18	233-42	1	Knob
19	3296-39	1	Nut-Lock, NI
20	105-7528	1	Decal-Information, Solenoid
21	105-3352	1	Harness-Wire, Main
22	92-7396-03	1	Mount-Cable
23	49-2040	1	Screw-Tapping
24	52-5910	1	Ring-Retaining

Ref	Part No.	Qty.	Description
25	98-2354-03	1	Latch-Seat
26	98-2353	2	Bracket-Latch, Seat
27	32128-25	4	Nut-Flange
28	66-4190-03	1	Spring-Idler, Clutch
29	105-4674	1	Decal-Noise, Ce
30	85-6910	1	Decal-Rating, Noise
31	2412-150	2	J-Clip
32	3290-307	1	Pin-Hair
33	94-8146	1	Strip-Foam
34	66-8800	1	Relay
35	32144-11	1	Screw-TAP



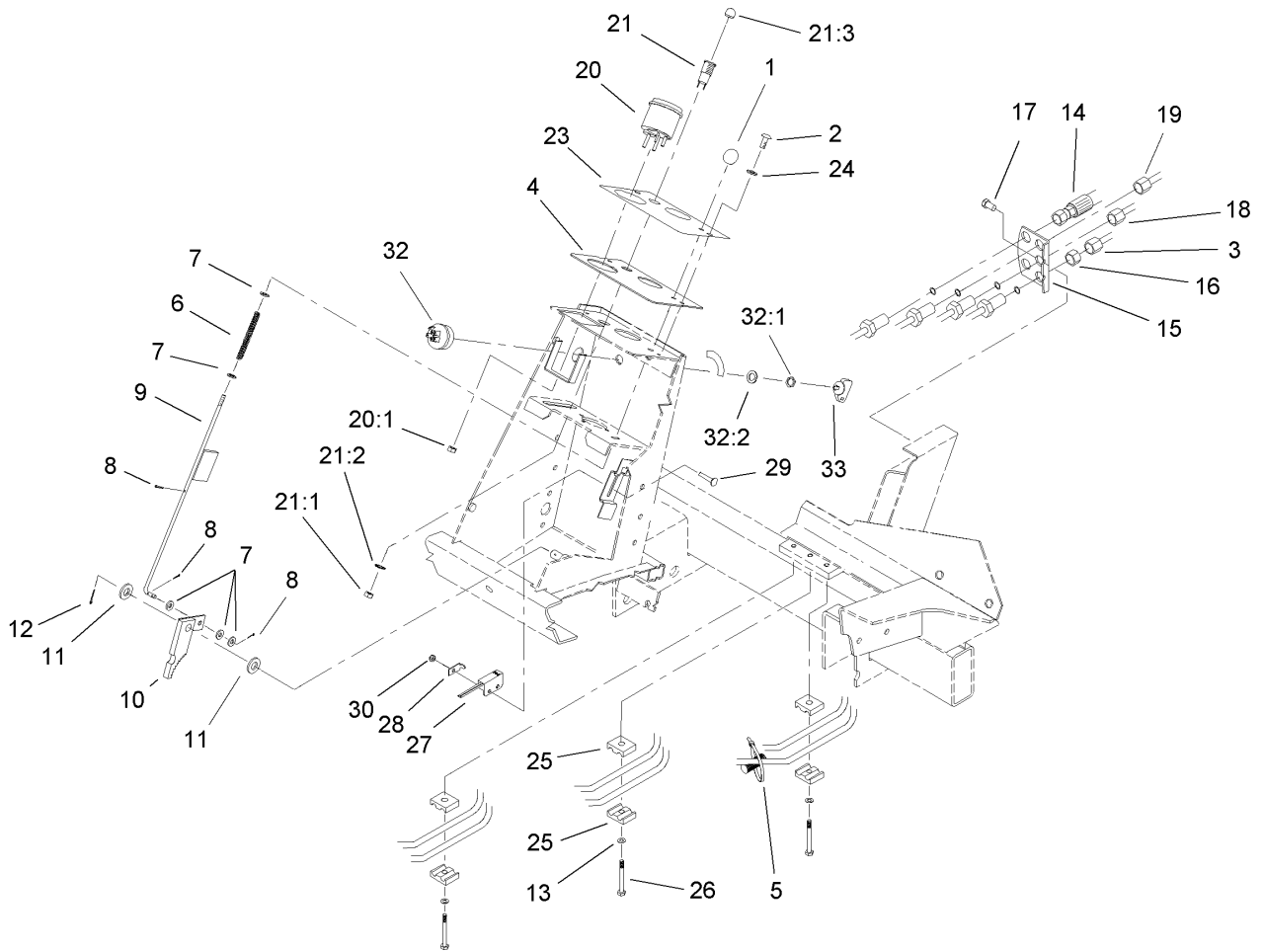
Steering Wheel Assembly

Ref	Part No.	Qty.	Description				
1	98-1471	1	Wheel-Steering				
1:1	98-1468	1	Cover-Wheel, Steering				
2	94-9952	1	Nut-Hex				
3	94-9951	1	Column-Steering				
4	21-9260	1	Cover-Dust				
5	94-3059	1	HYD Tube ASM				
①5:1	237-22	1	O-Ring				
6	104-3733	1	Tube ASM-Straight, Front In				
①6:1	237-22	1	O-Ring				
7	104-3737	1	Tube ASM-Straight, Front Out				
8	94-3060	1	HYD Tube ASM				
①8:1	237-22	1	O-Ring				
10	99-8959	1	Control-Steering				
11	75-2810	1	Bracket-Column, Steering				
12	94-3071	1	HYD Tube ASM				
①12:1	237-22	1	O-Ring				
13	3234-7	2	Screw-HHF				
14	340-2	5	Fitting-Hyd, Straight				
14:1	237-22	1	O-Ring				
14:2	237-42	1	O-Ring				
15	98-1459	1	Decal				
19	33103-020	3	Screw-HHF				



Steering Control Assembly No. 105-3315

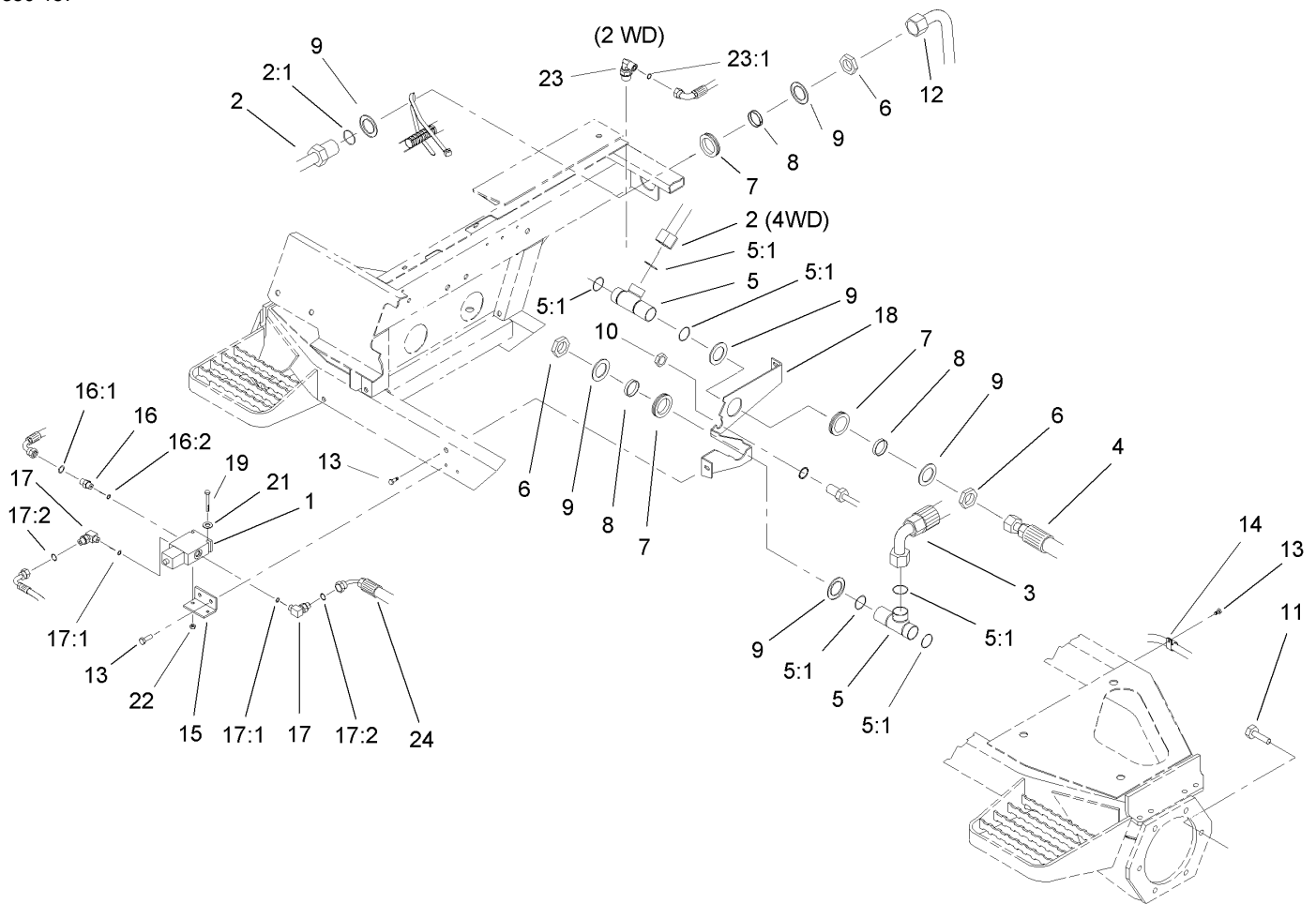
Ref	Part No.	Qty.	Description				
1	94-4099	1	Seal Kit				
2		1	Housing				
3	94-4095	1	Centering Spring Kit				
4		1	Spool				
5	94-4098	1	Ring-Retaining				
6	94-4094	1	Pin				
7		1	Sleeve				
8	94-4096	1	Kit-Bearing				
9	94-4088	7	Screw-Cap				
10	94-4089	1	Cap-End				
11	94-4090	1	Gerotor				
12	94-4091	1	Spacer				
13	94-4093	1	Drive				
14	94-4092	1	Plate-Wear				
15	94-4097	1	Plug ASM				
16	94-4100	1	Ball				



Steering Tower Assembly

Ref	Part No.	Qty.	Description
1	233-17	1	Knob
2	87-6620	2	Screw
3	104-3738	1	HYD Tube ASM
4	93-7998-03	1	Plate-Instrument
5	3290-379	1	Tie-Cable
6	95-1821-03	1	Spring-Compression
7	3256-22	5	Washer-Flat
8	3272-5	3	Pin-Cotter
9	104-1492	1	Rod ASM
10	63-7900-03	1	Rack ASM
11	3256-26	2	Washer-Flat
12	3272-10	1	Pin-Cotter
13	3256-23	3	Washer-Flat
14	105-7926	1	Steering Hose ASM
15	92-7606-03	1	Bracket-Bulkhead
16	340-70	4	Nut-Lock
17	32144-14	2	Screw-HWH
18	104-3745	1	RH Rear Straight Tube ASM
●18:1	237-22	1	O-Ring
19	104-3746	1	Rear In Straight Tube ASM
●19:1	237-22	1	O-Ring
20	105-3304	1	Speedometer
20:1	3296-1	4	Nut-Lock, NI
21	44-2210	1	Light-Indicator, Red
21:1	218-535	1	Nut-Hex

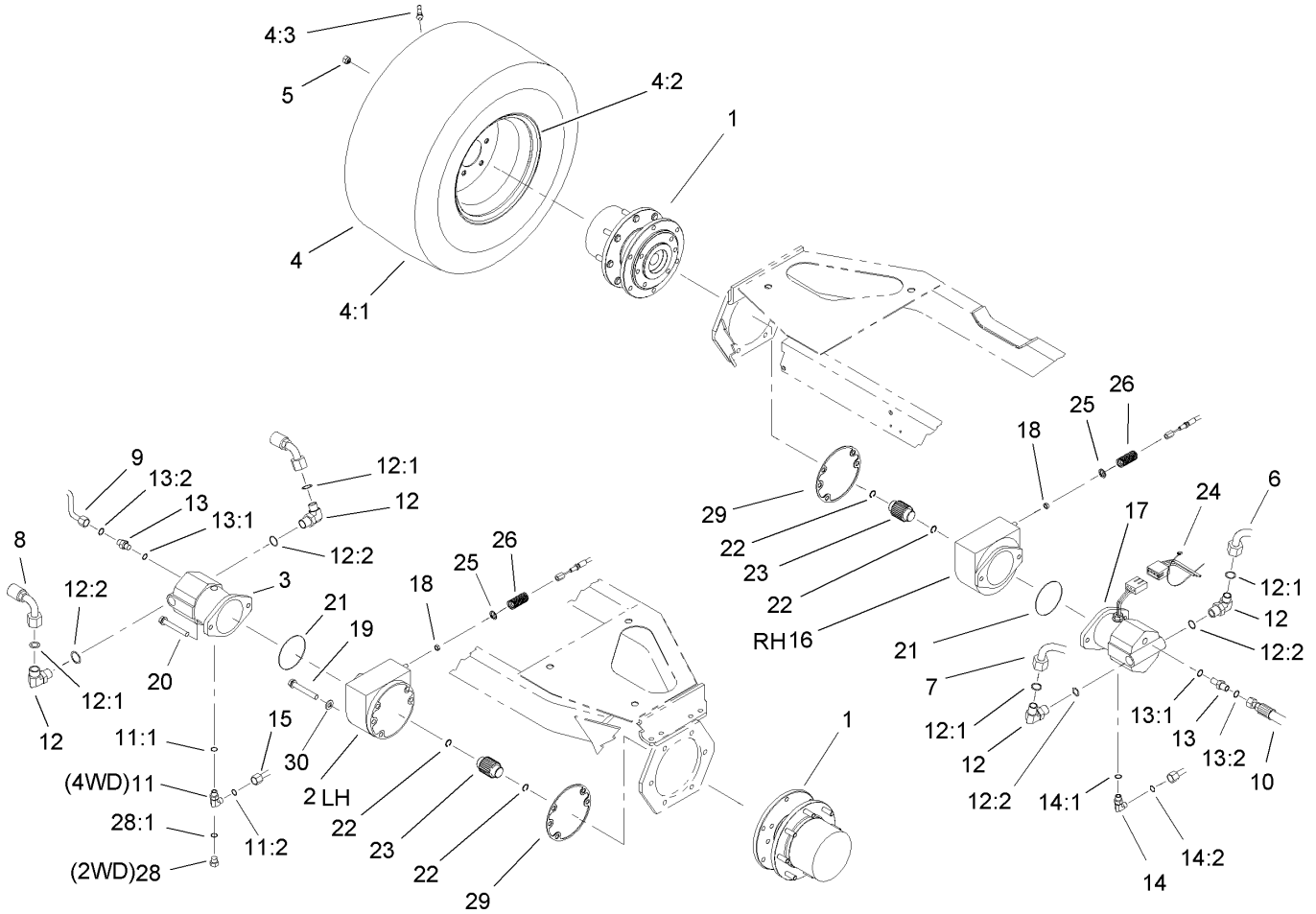
Ref	Part No.	Qty.	Description
21:2	218-536	1	Washer-Lock
21:3	218-533	1	Lens
●●21:4		1	Bulb
23	93-1263	1	Decal-Tower
24	3256-1	2	Washer-Flat
25	56-7973	6	Clamp-Tube
26	322-6	3	Screw-HH
27	100-1270	1	Switch-Proximity
28	100-4872	1	Plate-Switch, Neutral
29	104-1450	1	Bolt-CARR
30	3296-2	1	Nut-Lock
32	104-2541	1	Switch-Key
32:1	218-461	1	Nut-HH
32:2	3254-5	1	Washer-Tooth
33	63-8360	1	Key-Ignition



Front Hydraulic Drive Assembly

Ref	Part No.	Qty.	Description
1	105-3303	1	Flow Divider Valve ASM
2	104-3719	1	HYD Tube ASM (Only On: 03807)
2:1	340-65	1	O-Ring (Only On: 03807)
3	105-7922	1	Hyd Hose ASM
4	92-7486	1	Hydraulic Hose ASM
5	92-7550	2	Fitting-Bulkhead Tee
5:1	340-65	3	O-Ring
6	340-128	3	Nut-Bulkhead (Only On: 03807)
6	340-128	2	Nut-Bulkhead (Only On: 03806)
7	240-2	3	Grommet-Rubber (Only On: 03807)
7	240-2	2	Grommet-Rubber (Only On: 03806)
8	69-8950	2	Spacer (Only On: 03806)
8	69-8950	3	Spacer (Only On: 03807)
9	69-8920	6	Washer (Only On: 03807)
9	69-8920	4	Washer (Only On: 03806)
10	340-127	1	Nut-Bulkhead
11	33106-030	12	Screw-HHF
12	104-3736	1	HYD Tube ASM (Only On: 03807)
12:1	237-58	1	O-Ring (Only On: 03807)
13	32144-14	7	Screw-HWH
14	2412-93	2	Clamp-R
15	100-3807	1	Bracket-Flow Divider
16	340-1	1	Adapter
16:1	237-35	1	O-Ring

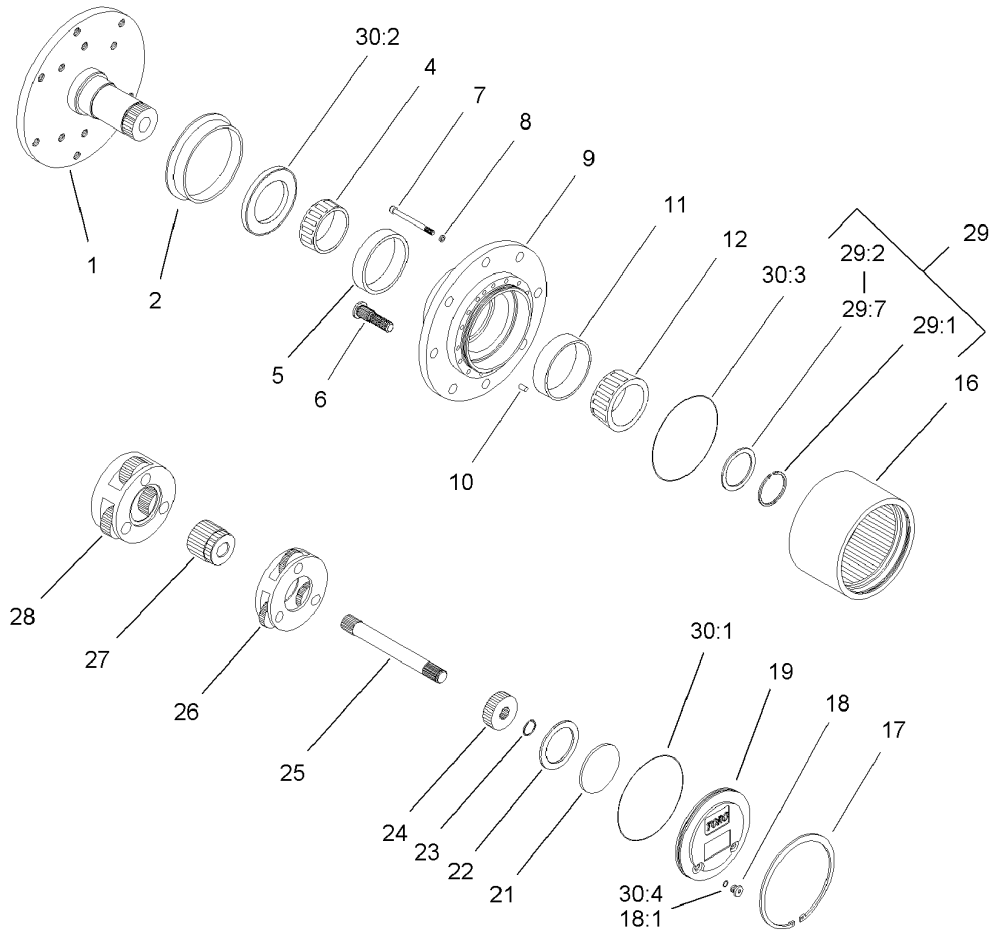
Ref	Part No.	Qty.	Description
16:2	237-42	1	O-Ring
17	340-82	2	Adapter
17:1	237-42	1	O-Ring
17:2	237-21	1	O-Ring
18	92-7455-03	1	Plate-Bulkhead
19	321-23	2	Screw-HH
21	3256-2	2	Washer-Flat
22	3296-42	2	Nut-Lock, NI
23	92-7645	1	Fitting-Hyd, Swivel 90 DEG (Only On: 03806)
23:1	340-65	1	O-Ring (Only On: 03806)
24	100-3783	1	Hose ASM



Front Axle and Brake Assembly

Ref	Part No.	Qty.	Description
1	105-4500-03	2	Planetary ASM
2	100-3070-03	1	Brake ASM
3	92-7385	1	HYD Motor ASM
4		2	Wheel And Tire ASM
4:1	95-3465	1	Tire
4:2	95-3464	1	Rim
4:3	232-24	1	Stem-Valve
5	92-7483	16	Nut-Lug
6	92-7475	1	Traction Tube ASM
7	92-7476	1	Traction Tube ASM
8	92-7487	1	HYD Hose ASM
9	92-7477	1	Motor Drain Tube ASM
10	92-7488	1	Hydraulic Hose ASM
11	340-18	1	Fitting-Hyd, 90 DEG (Only On: 03807)
11:1	237-79	1	O-Ring (Only On: 03807)
11:2	237-22	1	O-Ring (Only On: 03807)
12	340-142	4	Fitting-Hyd, 90 DEG
12:1	237-58	1	O-Ring
12:2	237-81	1	O-Ring
13	340-5	2	Fitting-Straight
13:1	237-42	1	O-Ring
13:2	237-30	1	O-Ring
14	340-98	1	Fitting-Hyd, 90 DEG
14:1	237-79	1	O-Ring

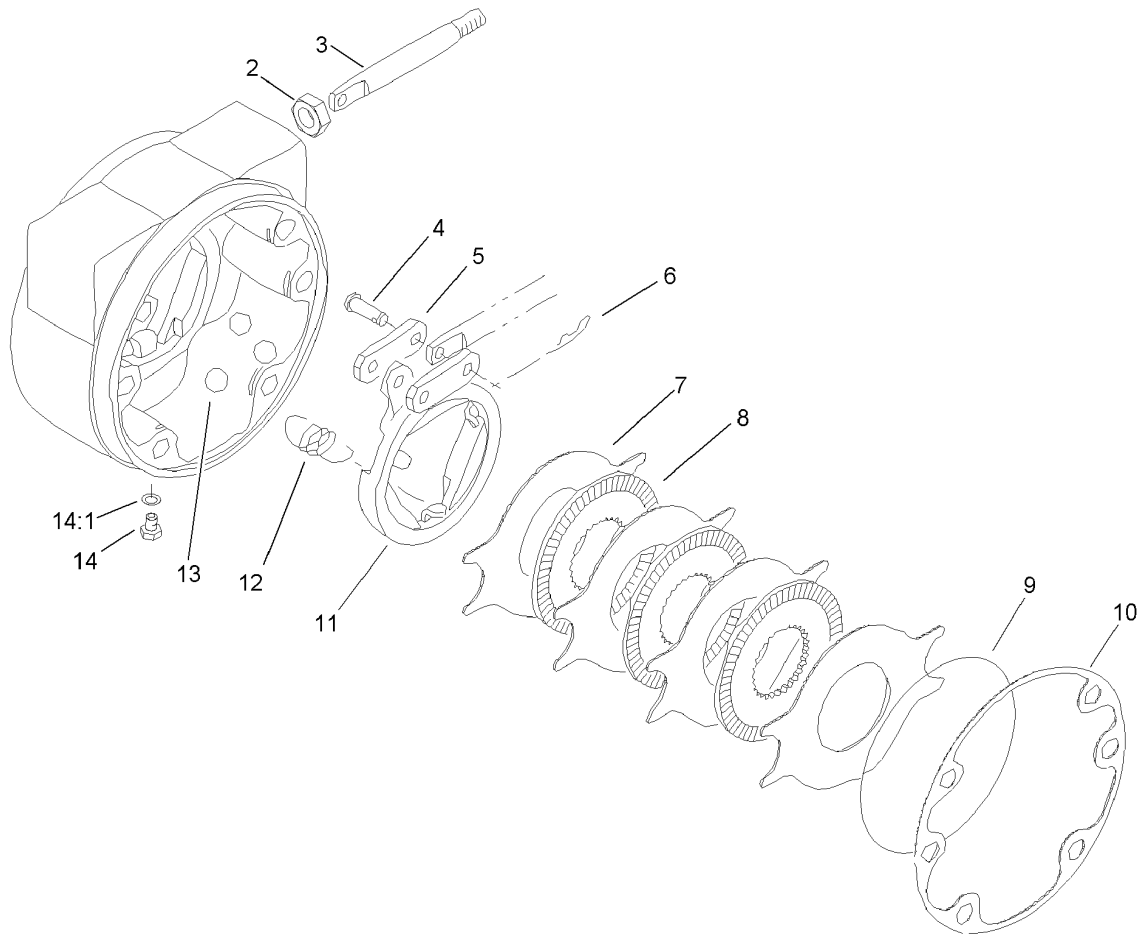
Ref	Part No.	Qty.	Description
14:2	237-30	1	O-Ring
15	92-7598	1	Front Drain Tube ASM (Only On: 03807)
16	100-3069-03	1	Brake ASM
17	93-7476	1	HYD Motor ASM
18	3218-4	2	Nut-Jam
19	33106-090	8	Screw-HHF
20	33116-120	4	Screw-HH
21	237-166	2	O-Ring
22	93-7972	4	Ring-Retaining, Internal
23	100-3046	2	Shaft-Brake, Splined
24	3290-378	2	Tie-Cable
25	94-3050	2	Plate-Spring
26	94-3088	2	Spring-Compression
28	353-550	1	Plug-HYD (Only On: 03806)
28:1	237-79	1	O-Ring (Only On: 03806)
29	93-7984	2	Gasket
30	3256-26	4	Washer-Flat



Planetary Assembly No. 105-4500-03

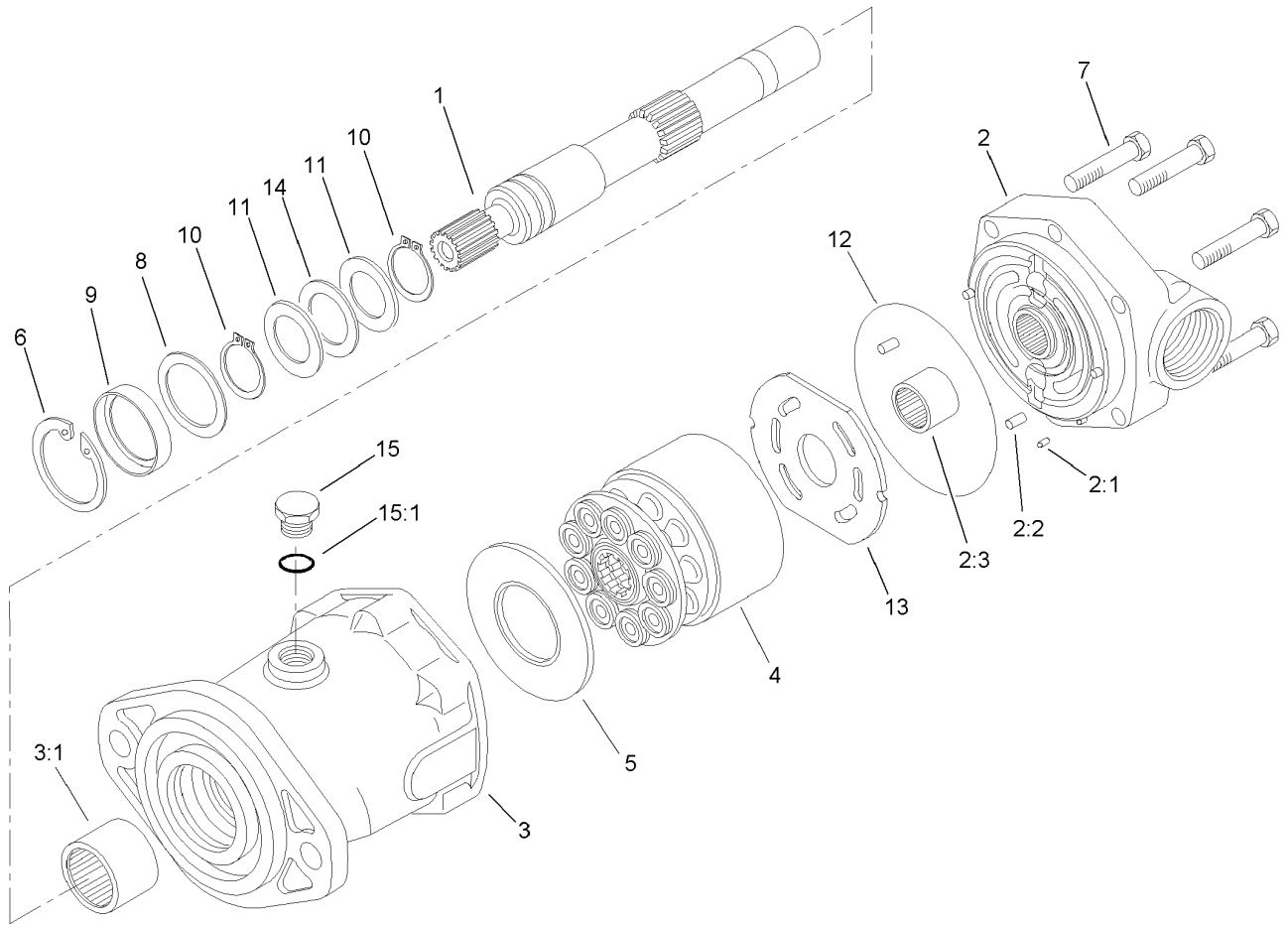
Ref	Part No.	Qty.	Description
1		1	Spindle
2	105-8122	1	Seal-Boot
4	105-8120	1	Bearing-Cone
5	105-8119	1	Bearing-Cup
6	105-8124	8	Stud-Wheel
7	105-8125	16	Bolt-Socket Head
8	3253-18	16	Washer-Lock/sp
9		1	Housing
10	105-8121	1	Pin-Dowel
11	105-8117	1	Bearing-Cup
12	105-8118	1	Bearing-Cone
16	105-8113	1	Gear-Ring
17	105-8132	1	Ring-Retaining
18	353-990	2	Plug
18:1	237-78	1	O-Ring
19	105-8138	1	Cap-End
21	105-8133	1	Plug-Thrust
22	105-8123	1	Washer-Thrust
23	105-8131	1	Ring-Retaining
24	105-8114	1	Gear-Primary
25	105-8115	1	Shaft-Drive
26	105-8129	1	Primary Carrier ASM
27	105-8139	1	Gear-Secondary
28	105-8130	1	Secondary Carrier ASM
29	105-8136	1	Part Kit

Ref	Part No.	Qty.	Description
29:1		1	Ring-Snap
29:2		1	Shim-Bearing, 2.9mm
29:3		1	Shim-Bearing, 2.8mm
29:4		1	Shim-Bearing, 2.7mm
29:5		1	Shim-Bearing, 2.6mm
29:6		1	Shim-Bearing, 2.5mm
29:7		1	Shim-Bearing, 2.4mm
30	105-8137	1	Seal Kit
30:1		1	O Ring-Flange Cap
30:2		1	Seal-Oil
30:3		2	O Ring-End Cap
30:4	237-78	2	O-Ring



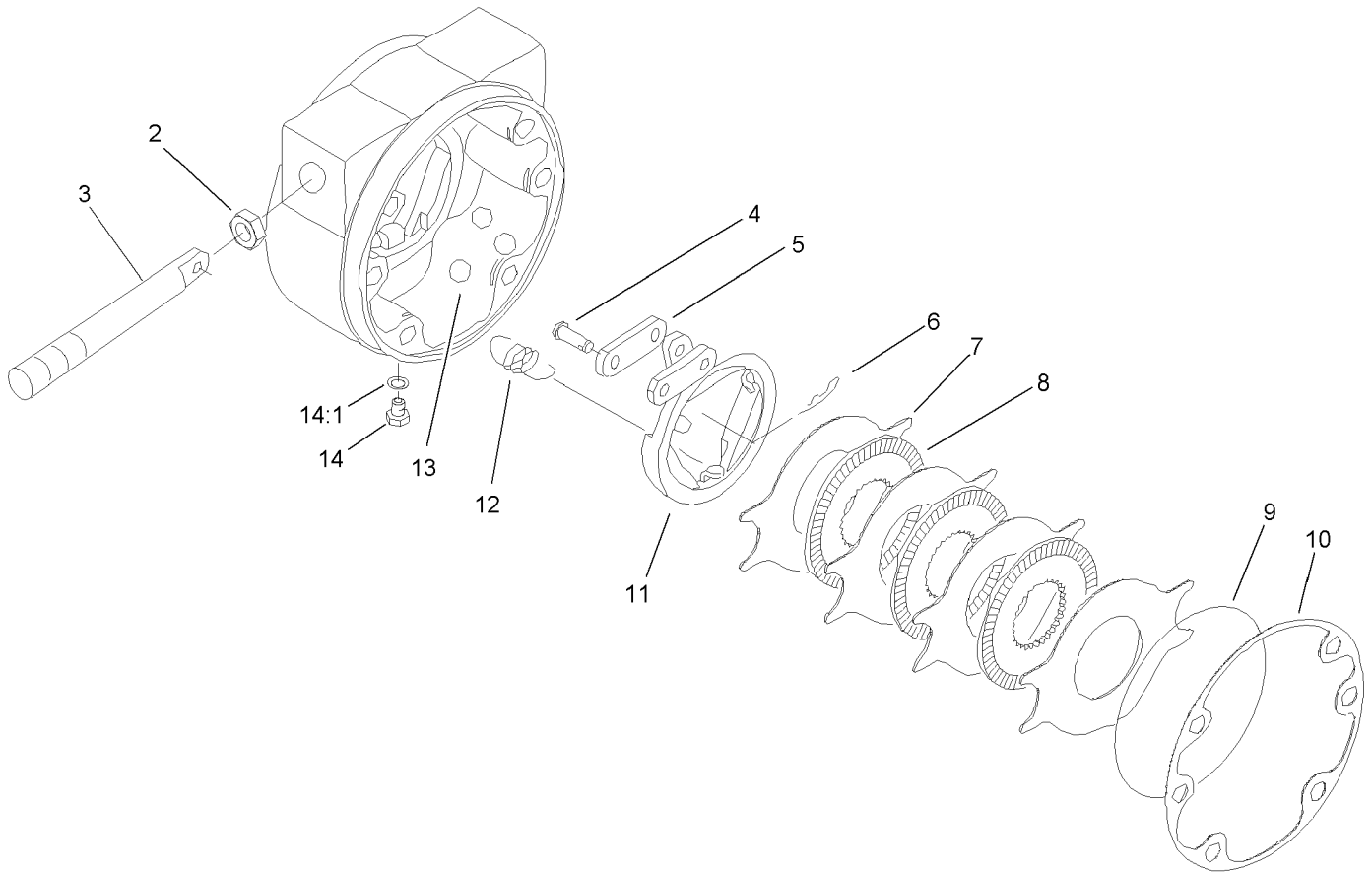
Brake Assembly No. 100-3070-03

Ref	Part No.	Qty.	Description
2	93-7977	1	Seal
3	93-7978	1	Rod-Pull
4	93-7983	2	Pin-Clevis
5	93-7980	2	Link
6	93-7979	2	Pin-Hitch
7	93-7986	4	Disc-Stationary
8	104-4278	3	Disc-Rotating
9	93-7976	1	Ring-Retaining
10	93-7984	1	Gasket
11	104-4279	1	Actuator-Rotating
12	93-7987	3	Spring-Extension
13	93-7985	3	Ball
14	353-990	2	Plug
14:1	237-78	1	O-Ring



Hydraulic Motor Assembly No. 92-7385

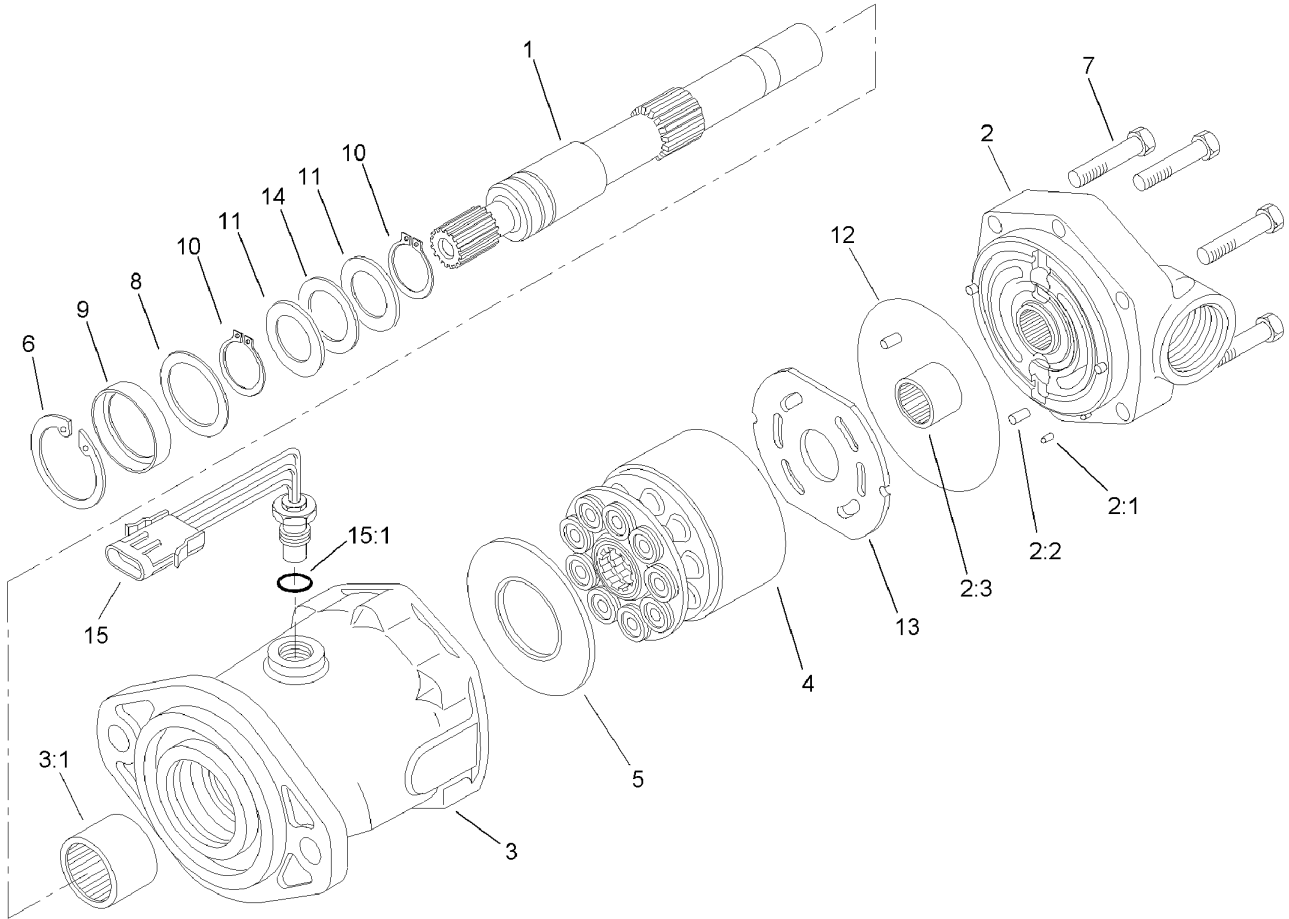
Ref	Part No.	Qty.	Description				
1	94-3004	1	Shaft-Drive, Splined				
2	94-3005	1	Backplate ASM				
2:1		1	Pin-Dowel				
2:2		3	Pin-Dowel				
2:3		1	Bearing-Needle				
3	94-3006	1	Housing ASM				
3:1		1	Bearing-Needle				
4	76-6910	1	Rotating Kit				
5	76-6970	1	Insert-Plate, Cam				
6	76-7010	1	Ring-Retaining				
7	94-3002	6	Capscrew				
8	94-3007	1	Washer				
9	105-3331	1	Seal-Shaft				
10	76-7000	2	Ring-Retaining				
11	76-6950	2	Race-Thrust				
12	76-6980	1	O-Ring				
13	94-3003	1	Plate-Valve				
14	76-6960	1	Bearing-Thrust				
15	94-3009	1	Plug				
15:1		1	O-Ring				



Brake Assembly No. 100-3069-03

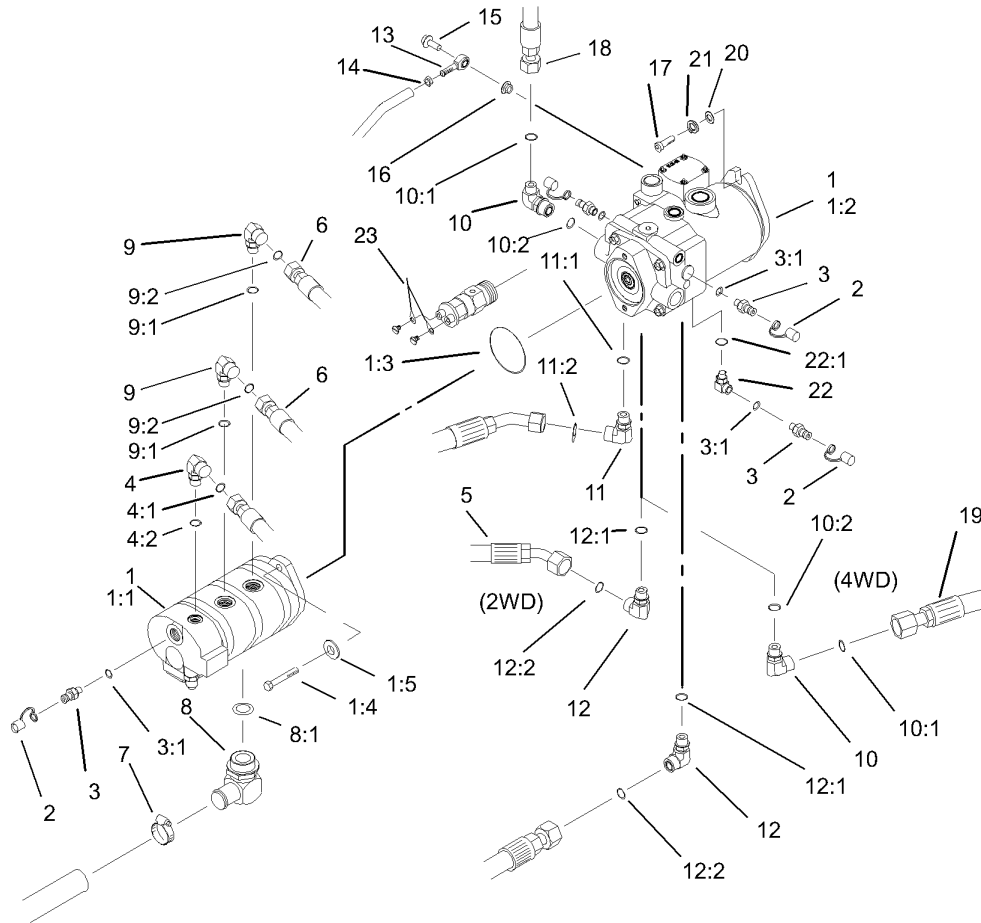
Ref	Part No.	Qty.	Description
2	93-7977	1	Seal
3	93-7978	1	Rod-Pull
4	93-7983	2	Pin-Clevis
5	93-7980	2	Link
6	93-7979	2	Pin-Hitch
7	93-7986	4	Disc-Stationary
8	104-4278	3	Disc-Rotating
9	93-7976	1	Ring-Retaining
10	93-7984	1	Gasket
11	104-4280	1	Actuator-Rotating
12	93-7987	3	Spring-Extension
13	93-7985	3	Ball
14	353-990	2	Plug
14:1	237-78	1	O-Ring

--	--	--	--



Hydraulic Motor Assembly No. 93-7476

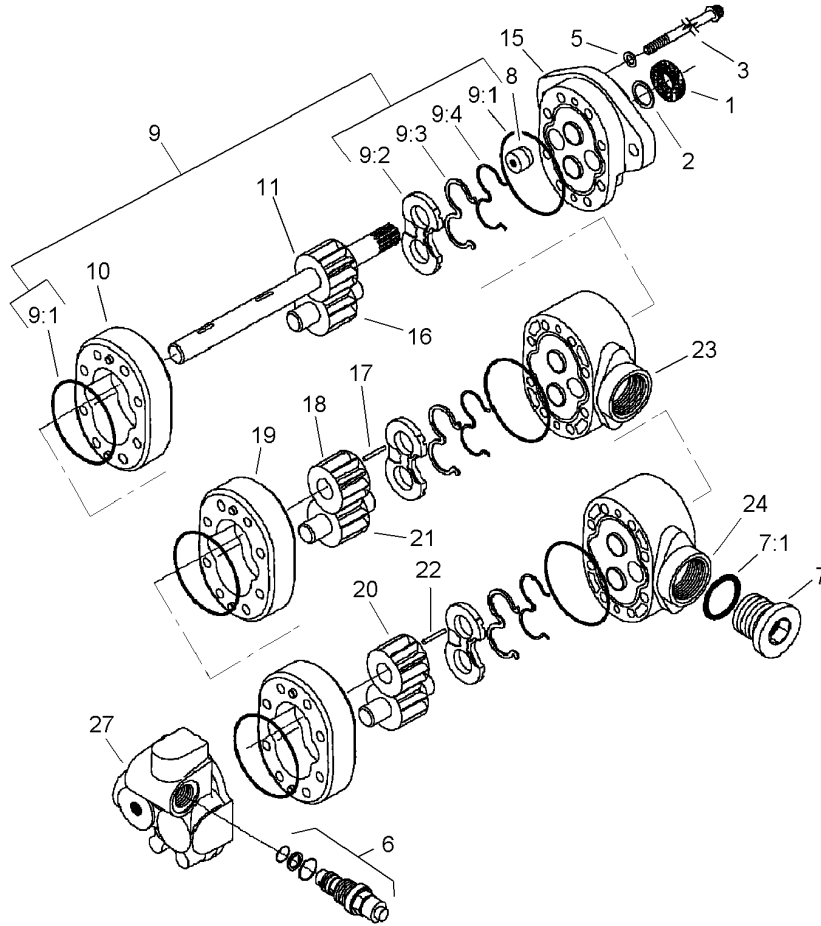
Ref	Part No.	Qty.	Description				
1	94-3004	1	Shaft-Drive, Splined				
2	94-3005	1	Backplate ASM				
2:1		1	Pin-Dowel				
2:2		3	Pin-Dowel				
2:3		1	Bearing-Needle				
3	94-3006	1	Housing ASM				
3:1		1	Bearing-Needle				
4	76-6910	1	Rotating Kit				
5	76-6970	1	Insert-Plate, Cam				
6	76-7010	1	Ring-Retaining				
7	94-3002	6	Capscrew				
8	94-3007	1	Washer				
9	105-3331	1	Seal-Shaft				
10	76-7000	2	Ring-Retaining				
11	76-6950	2	Race-Thrust				
12	76-6980	1	O-Ring				
13	94-3003	1	Plate-Valve				
14	76-6960	1	Bearing-Thrust				
15	94-3010	1	Sensor-Speed Pickup				
15:1		1	O-Ring				



Hydraulic Pump Installation Assembly

Ref	Part No.	Qty.	Description
●1		1	Pump Assembly
1:1	105-3317	1	Pump-Gear
1:2	105-3356	1	Pump-Piston
1:3	60-3520	1	O-Ring
1:4	323-7	2	Screw-HH
1:5	95-6055	2	Washer
2	354-79	4	Cap-Dust
3	354-77	4	Fitting-Quick
3:1	237-78	1	O-Ring
4	340-77	1	Fitting-Hyd, 90 DEG
4:1	237-22	1	O-Ring
4:2	237-42	1	O-Ring
5	105-7921	1	HYD Hose ASM (Only On: 03806)
6	105-7927	2	Hyd Hose ASM
7	2412-111	1	Clamp
8	92-7526	1	Fitting-Hyd, 90 DEG
8:1	237-101	1	O-Ring
9	340-105	2	Fitting-Hyd, 90 DEG
9:1	237-80	1	O-Ring
9:2	237-30	1	O-Ring
10	340-15	1	Fitting-Hyd, 90 DEG (Only On: 03806)
10	340-15	2	Fitting-Hyd, 90 DEG (Only On: 03807)
10:1	237-58	1	O-Ring
10:2	237-146	1	O-Ring

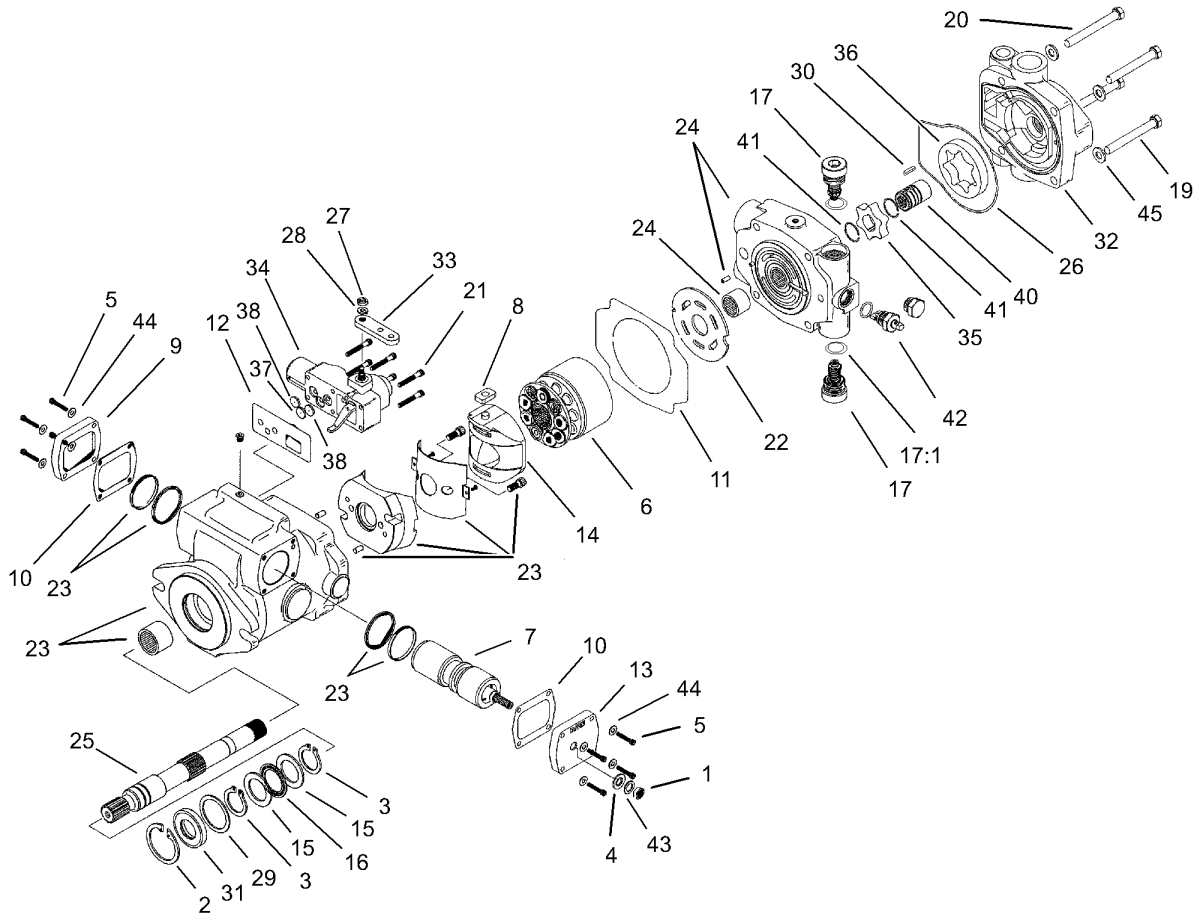
Ref	Part No.	Qty.	Description
11	104-3796	1	Elbow-90 DEG
11:1	237-81	1	O-Ring
11:2	340-65	1	O-Ring
12	340-129	1	Fitting-Hyd, 90 DEG (Only On: 03807)
12	340-129	2	Fitting-Hyd, 90 DEG (Only On: 03806)
12:1	237-146	1	O-Ring
12:2	340-65	1	O-Ring
13	2411-36	1	Bearing-End, Rod
14	3220-3	1	Nut-Jam
15	3234-11	1	Screw-HHF
16	3296-59	1	Nut-Lock, NI
17	325-6	2	Screw-HH
18	104-3789	1	Filter Hose ASM
19	105-7920	1	HYD Hose ASM (Only On: 03807)
20	87-7270	2	Washer-Thrust
21	3253-7	2	Washer-Lock (Only On: 03807)
22	75-6640	1	Fitting-Hyd, Special
22:1	237-78	1	O-Ring
23	105-0122	1	Harness-Wire



Gear Pump Assembly No. 105-3317

Ref	Part No.	Qty.	Description
1	49-2640	1	Seal-Shaft
2	60-5890	1	Washer
3	105-2898	8	Screw-Cap
5	74-8920	4	Washer-Copper
6	105-2891	1	Relief Valve ASM
7	94-3013	1	Plug
⑦:1		1	O-Ring
8	94-3011	1	Plug
9	94-3015	1	Seal Kit
9:1	56-6710	6	O-Ring-Motor, Gear
⑨:2		3	Plate-Wear
⑨:3		3	Seal-Pressure, Balance
⑨:4		3	Gasket-Backup
⑩		1	Body
⑪		1	Drive Gear ASM
⑮		1	Front Plate ASM
⑯		1	Gear-Idler
⑰		1	Key
⑱		1	Gear
⑲		1	Body
⑳		1	Gear
㉑		1	Gear-Idler
㉒		1	Key
㉓		1	Plate-Adaptor

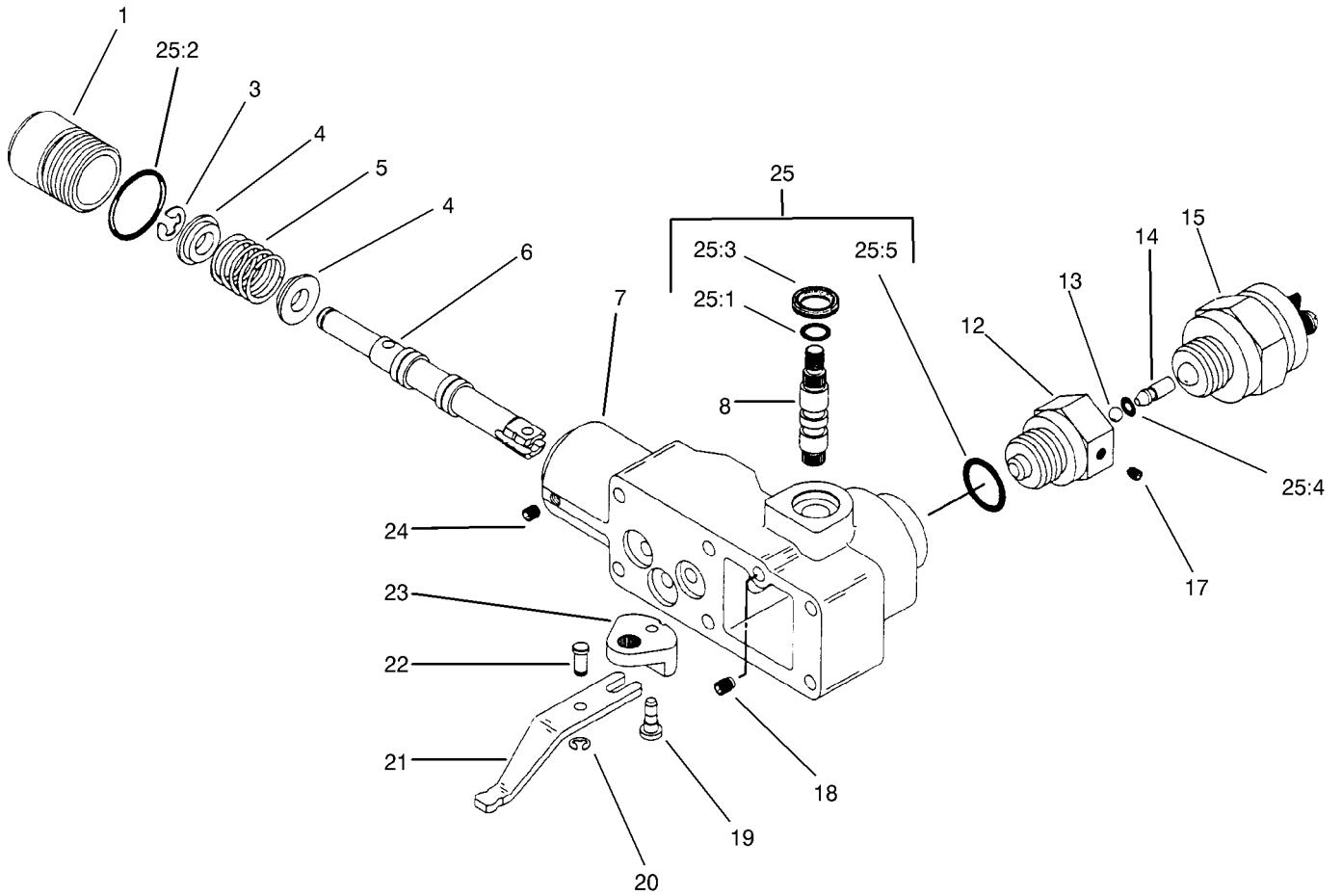
Ref	Part No.	Qty.	Description
㉔		1	Plate-Adaptor
㉗		1	Body



Piston Pump Assembly No. 105-3356

Ref	Part No.	Qty.	Description
1	3220-2	1	Nut
2	60-6260	1	Ring
3	76-7000	2	Ring-Retaining
4	94-3027	1	Washer-Seal
5	93-6337	8	Screw
6	93-6322	1	Rotating Kit
7	105-2856	1	Servo Piston ASM
8	94-3032	1	Follower-Piston
9	94-3033	1	Plate-Cover
10	93-6339	2	Gasket
11	105-2900	1	Gasket-Housing
12	105-2901	1	Gasket-Control Housing
13	94-3034	1	Plate-Cover
14	94-3026	1	Camplate ASM
15	76-6950	2	Race-Thrust
16	60-6170	1	Needle
17	105-2858	2	Valve-Relief
17:1		1	O-Ring
19	323-15	2	Screw-HH
20	323-16	2	Screw-HH
21	93-6324	6	Screw
22	105-2902	1	Plate-Valve
23	105-2903	1	Housing
24	105-8149	1	Endcover ASM
25	94-3020	1	Shaft-Drive

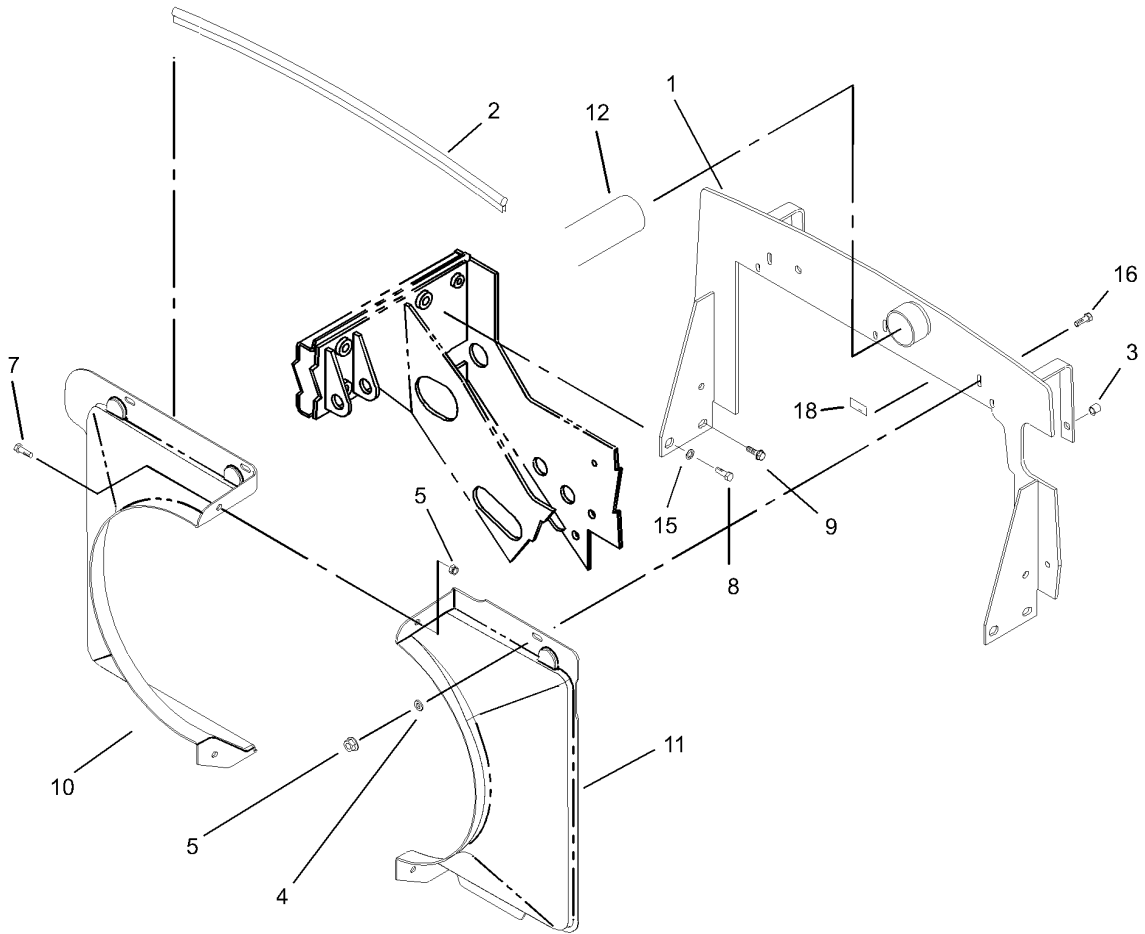
Ref	Part No.	Qty.	Description
26	105-2905	1	O Ring-Molded
27	3217-5	1	Nut-Hex
28	3253-3	1	Washer-Lock
29	94-3007	1	Washer
30	105-2906	1	Key
31	105-3331	1	Seal-Shaft
32	105-2907	1	Charge Pump Adapter ASM
33	94-3031	1	Arm-Control
34	93-6306	1	Control ASM
35	105-2908	1	Gerotor-Inner Ring
36	99-8707	1	Gerotor-Outer
37	105-2909	1	Orifice-Control Valve
38	105-2910	2	Orifice-Control Valve
40	105-2911	1	Coupler
41	105-2912	2	Ring-Retaining
42	105-2913	1	Valve-Bypass
43	94-3030	1	Washer
44	93-6336	8	Washer
45	3256-24	4	Washer-Flat



Control Assembly No. 93-6306

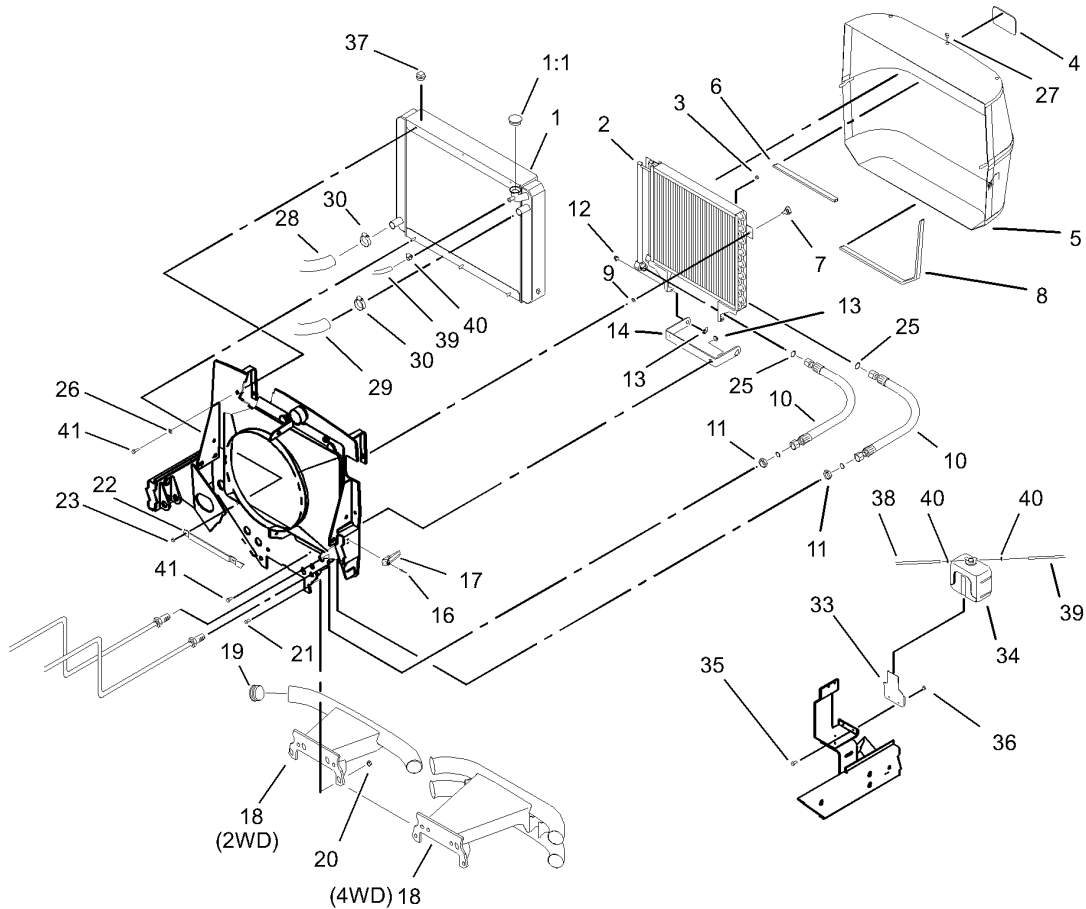
Ref	Part No.	Qty.	Description
1		1	Plug
3		1	Ring-Retaining
4		2	Retainer-Spring
5		1	Spring
6		1	Valve-Spool
7		1	Housing-Control
8		1	Shaft-Input
12		1	Adaptor
13		1	Ball
14		1	Pin
15	94-3043	1	Switch-Safety, Neutral
17		1	Screw-Set
18		1	Screw-Set
19		1	Pin
20		1	Ring-Retaining
21		1	Link
22		1	Pin-Dowel
23		1	Crank-Bell
24		1	Screw-Set
25	94-3044	1	Seal Kit
25:1		1	O-Ring
25:2		1	O-Ring
25:3		1	Seal-Wiper

Ref	Part No.	Qty.	Description
25:4		1	O-Ring
25:5		1	O-Ring



Radiator Support and Shroud Assembly

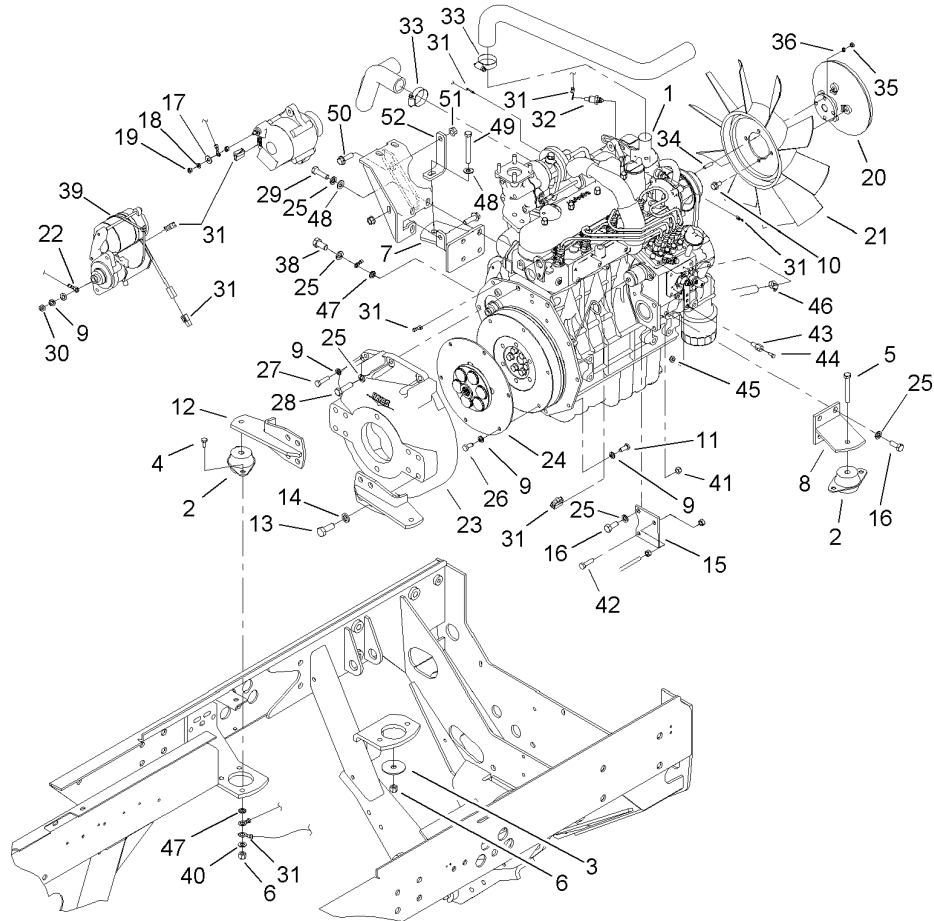
Ref	Part No.	Qty.	Description				
1	104-3783-03	1	Support-Radiator				
2	93-7553	1	Seal-Hood				
3	32148-10	2	Insert-Threaded				
4	3256-56	3	Washer-Flat				
5	32128-20	5	Nut-HF				
7	3234-5	2	Screw				
8	33118-025	2	Screw-HH				
9	3234-1	2	Screw-HHF				
10	105-0104	1	Shroud-Fan, RH				
11	105-0103	1	Shroud-Fan, LH				
12	104-5209	1	Hose-Air Cleaner				
15	3256-27	2	Washer-Flat				
16	3230-2	3	Screw-CARR				
18	93-6681	1	Decal-Warning, Fan				



Radiator and Screen Assembly

Ref	Part No.	Qty.	Description
1	104-3780	1	Radiator ASM
1:1	93-5957	1	Cap-Radiator
2	82-3740	1	Cooler-Oil
3	94-2638	4	Nut-Tinnerman
4	93-6028	1	Plate-Logo, Toro
5	92-7505-03	1	Screen
6	92-7631	1	Seal-Screen
7	77-3620	2	Knob-Retainer
8	93-4208	1	Seal-Screen, Strip
9	32151-72	2	Ring-Retaining
10	92-7535	2	Hose ASM
11	340-74	2	Locknut-Bulkhead
12	37-8771	2	Bolt-Shoulder
13	32128-20	4	Nut-HF
14	92-7516-03	1	Bracket-Support, Cooler Base
16	3269-4	4	Rivet-Pop
17	105-9296	2	Latch-Draw
18	100-3758-03	1	Bumper (Only On: 03807)
18	100-3776-03	1	Bumper-Short (Only On: 03806)
19	2410-42	2	Cap-End (Only On: 03806)
19	2410-42	4	Cap-End (Only On: 03807)
20	3296-23	4	Nut-Lock, NI
21	325-6	4	Screw-HH
22	92-7416-03	1	Strap-Radiator
23	3296-29	3	Nut-Lock, NI

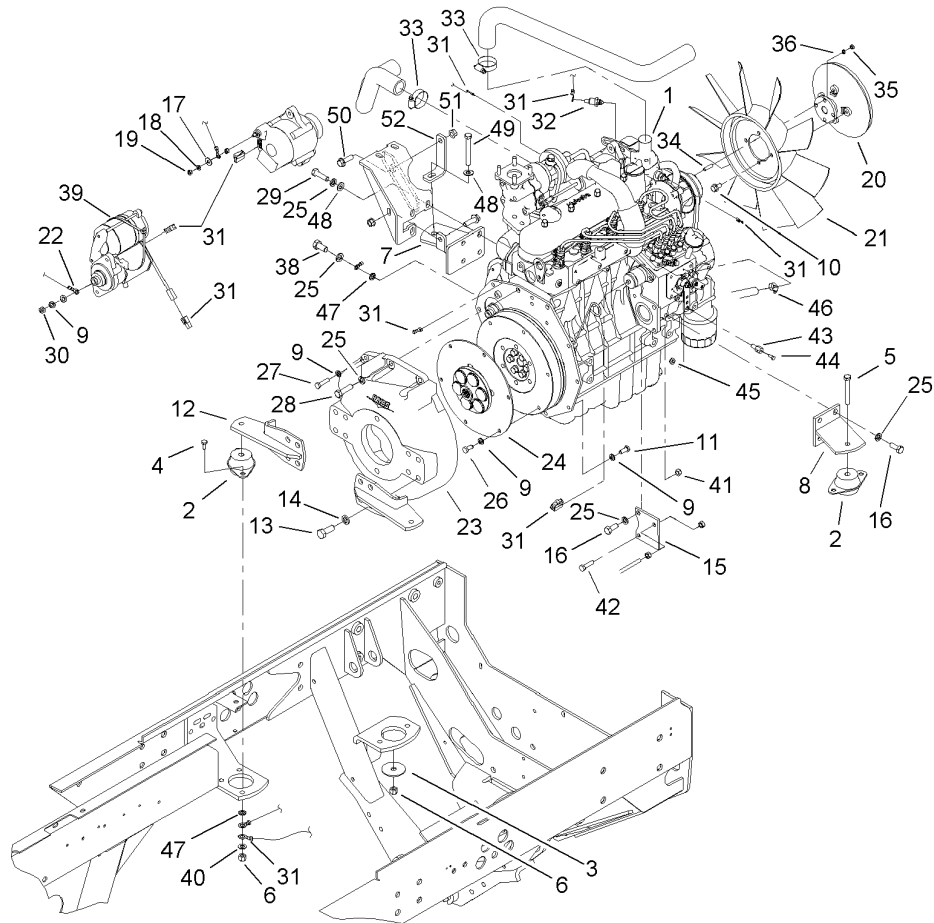
Ref	Part No.	Qty.	Description
25	237-65	2	O-Ring
26	3256-23	3	Washer-Flat
27	2410-64	3	Plug-Button
28	104-3781	1	Hose-Radiator, Lower
29	104-3782	1	Hose-Radiator, Upper
30	2412-34	2	Clamp-Hose
33	98-4576	1	Bracket-Reservoir Water
34	104-9318	1	Bottle-Overflow
35	321-4	2	Screw-HH
36	3296-42	2	Nut-Lock, NI
37	281-13	1	Plug-Pipe
38	98-7895	1	Tube
39	54-8040	1	Hose-Fuel
40	2412-108	2	Clamp-Worm
41	3234-5	5	Screw



Engine Installation Assembly

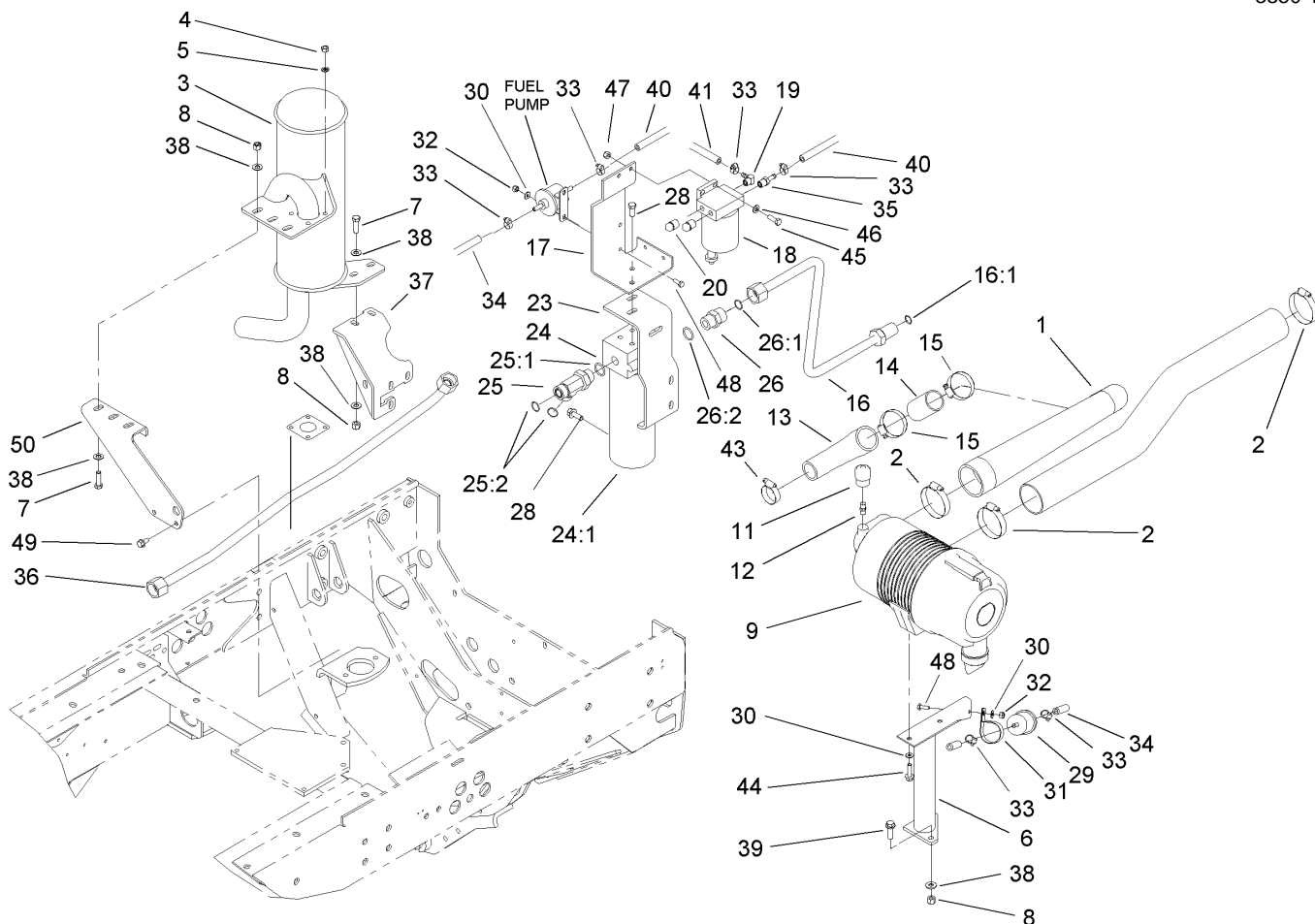
Ref	Part No.	Qty.	Description
1	106-7050	1	Engine-Kubota
2	53-9680	4	Mount-Engine
3	87-5100	4	Washer-Snubbing
4	323-7	7	Screw-HH
5	323-13	3	Screw-HH
6	3296-39	11	Nut-Lock, NI
7	105-7914-03	1	Bracket-Engine
8	104-3762-03	1	Bracket-Engine, Front LH
9	42-9850	15	Washer-Lock, Spring
10	3234-7	4	Screw-HHF
11	33114-020	2	Screw-HH
12	104-3764-03	2	Plate-Engine, Rear
13	325-5	8	Screw-HH
14	3253-7	8	Washer-Lock
15	104-3778-03	1	Plate-Throttle
16	63-7790	6	Screw-Cap
17	3256-78	1	Washer-Flat
18	43-5930	1	Washer-Spring
19	48-7890	1	Nut
20	105-0129	1	Clutch-Fan
21	74-3650	1	Fan
22	99-3441	1	Harness-Wire, Fusible Link
23	105-0100	1	Flywheel Housing ASM
24	105-0101	1	Flywheel Coupling ASM
25	42-9600	12	Lockwasher-Spring

Ref	Part No.	Qty.	Description
26	33114-016	6	Screw-HH
27	33114-030	6	Screw-HH
28	87-3700	2	Screw-Cap, HH
29	99-6058	3	Screw-Cap
30	57-6390	1	Nut-Jam
31	106-5972	1	Harness-Wire
32	98-9346	1	Sender-Temperature
33	2412-34	2	Clamp-Hose
34	104-5222	4	Stud
35	33013-00	4	Nut-Hex
36	3253-18	4	Washer-Lock/sp
38	43-0090	1	Screw-HH
39	3290-379	2	Tie-Cable
40	3256-3	1	Washer-Flat
41	33024-00	1	Nut-Lock
42	33114-030	1	Screw-HH
43	98-9311	1	Swivel-Throttle
44	25-8640	1	Screw-HH
45	3296-20	1	Nut-Lock, NI
46	2412-108	2	Clamp-Worm
47	3255-9	2	Washer-Lock, Ext
48	48-9220	4	Washer
49	323-14	1	Screw-HH
50	66-9300	2	Screw-HF
51	32128-21	2	Nut-HF



Engine Installation Assembly (continued)

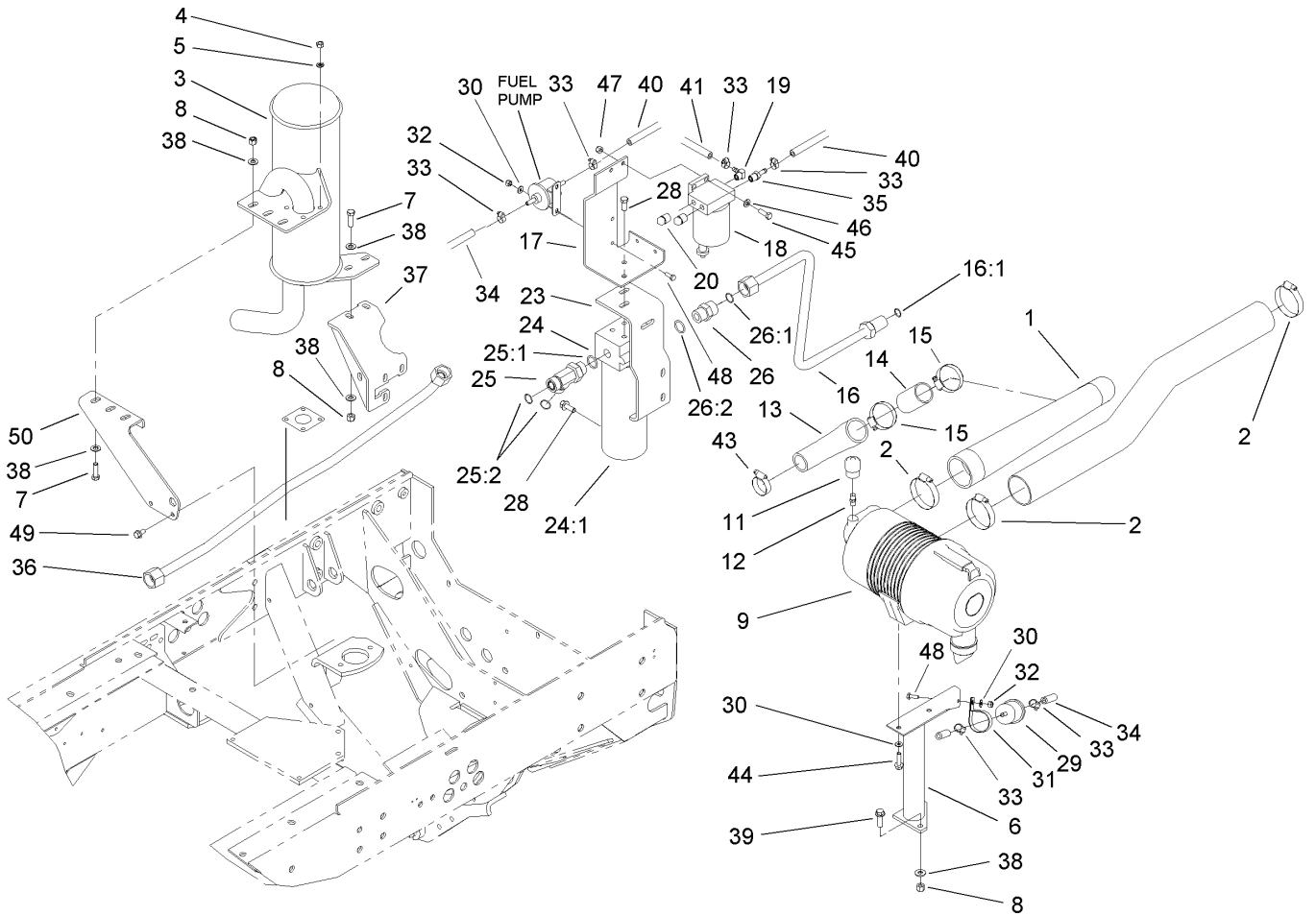
Ref	Part No.	Qty.	Description				
52	105-7931-03	1	Bracket-Support				



Oil/Water/Fuel Filter, Muffler and Air Cleaner Assembly

Ref	Part No.	Qty.	Description
1	104-5208	1	Hose-Turbo, Air Cleaner
2	2412-125	3	Clamp-Hose
3	105-9260	1	Muffler ASM
4	33014-00	4	Nut-Hex
5	42-9850	6	Washer-Lock, Spring
6	106-7792-03	1	Support-Filter, Air
7	323-7	5	Screw-HH
8	3296-39	7	Nut-Lock, NI
9	100-2597	1	Air Filter ASM
11	93-9164	1	Indicator-Mini
12	94-1416	1	Indicator Adapter ASM
13	104-5207	1	Hose-Turbo
14	104-5214	1	Spacer-Tubular
15	2412-92	2	Clamp-Hose
16	104-3742	1	HYD Filter Tube ASM
16:1	237-65	1	O-Ring
17	104-3776-03	1	Bracket-Separator, Fuel
18	98-9305	1	Water/fuel Filter ASM
19	353-781	1	Fitting-Elbow
20	281-13	2	Plug-Pipe
23	104-5213-03	1	Bracket-Filter, Oil
24	94-2620	1	Oil Filter ASM
24:1	94-2621	1	Element-Filter
25	340-148	1	Fitting-Tee
25:1	237-81	1	O-Ring

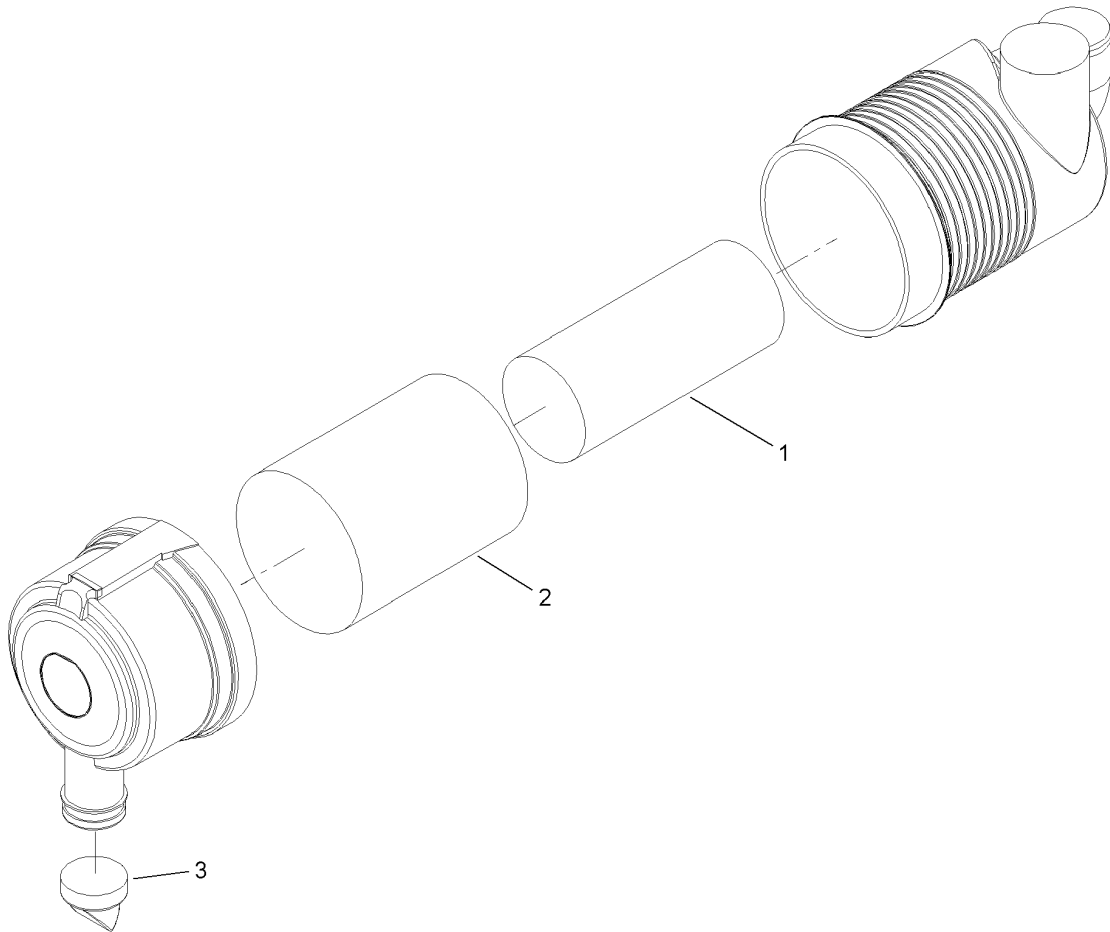
Ref	Part No.	Qty.	Description
25:2	237-58	2	O-Ring
26	340-9	1	Fitting-Hyd, Straight
26:1	237-58	1	O-Ring
26:2	237-81	1	O-Ring
28	3234-25	4	Bolt-HF
29	98-7612	1	Filter-Fuel
30	3256-1	5	Washer-Flat
31	2412-147	1	Clamp
32	3296-42	3	Nut-Lock, NI
33	2412-108	6	Clamp-Worm
34	93-2043	1	Hose-Fuel
35	353-783	1	Fitting
36	104-3749	1	HYD Tube ASM
37	105-7910-03	1	Support-Muffler
38	3256-56	12	Washer-Flat
39	3234-24	2	Screw-HHF
40	92-9283	1	Hose-Fuel
41	63-7627	1	Hose-Fuel
43	2412-3	1	Clamp-Hose
44	33104-030	2	Screw-HHF
45	322-5	2	Screw-HH
46	3256-23	2	Washer-Flat
47	3296-29	2	Nut-Lock, NI
48	321-4	3	Screw-HH
49	33114-016	2	Screw-HH



Oil/Water/Fuel Filter, Muffler and Air Cleaner Assembly (continued)

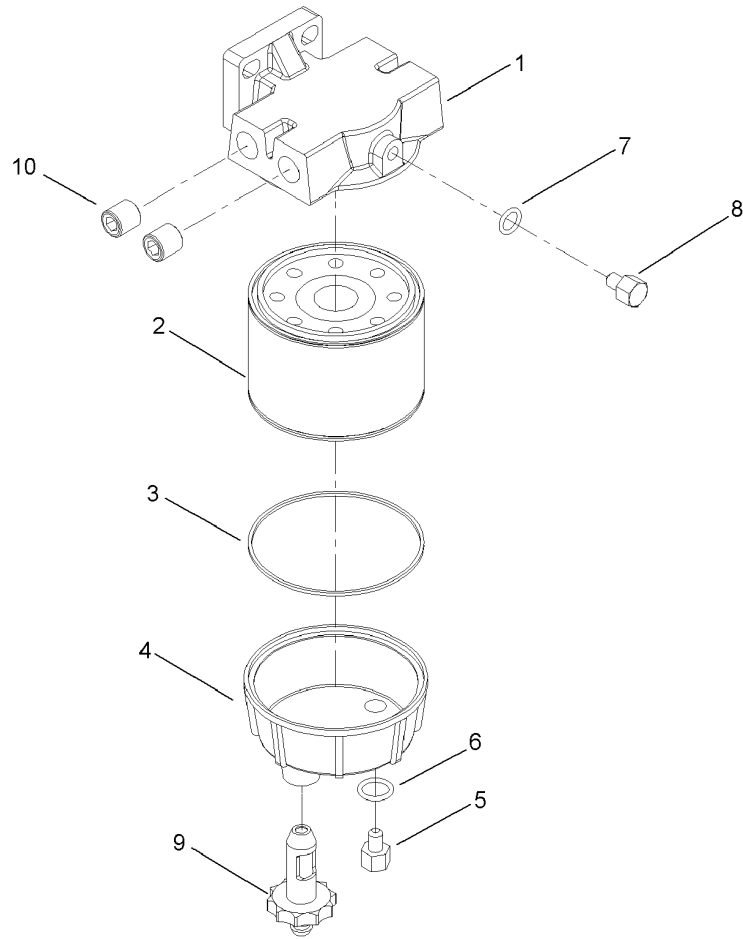
Ref	Part No.	Qty.	Description
50	105-9258-03	1	Bracket-Muffler, Upper

--	--	--	--



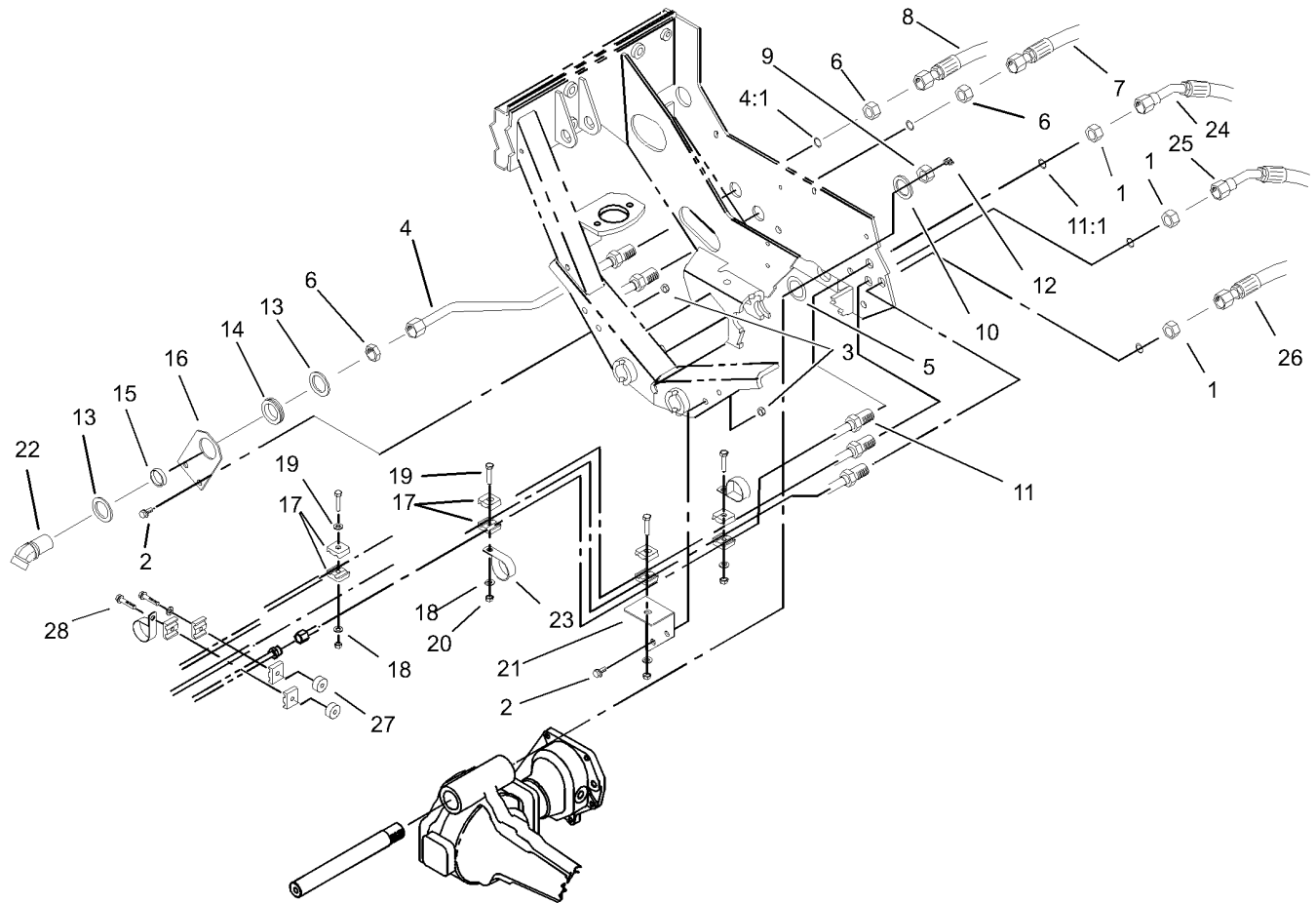
Air Filter Assembly No. 100-2597

Ref	Part No.	Qty.	Description
1	93-9162	1	Filter-Primary
2	93-9163	1	Filter-Secondary
3	94-1414	1	Valve-Vacuator



Water/Fuel Filter Assembly No. 98-9305

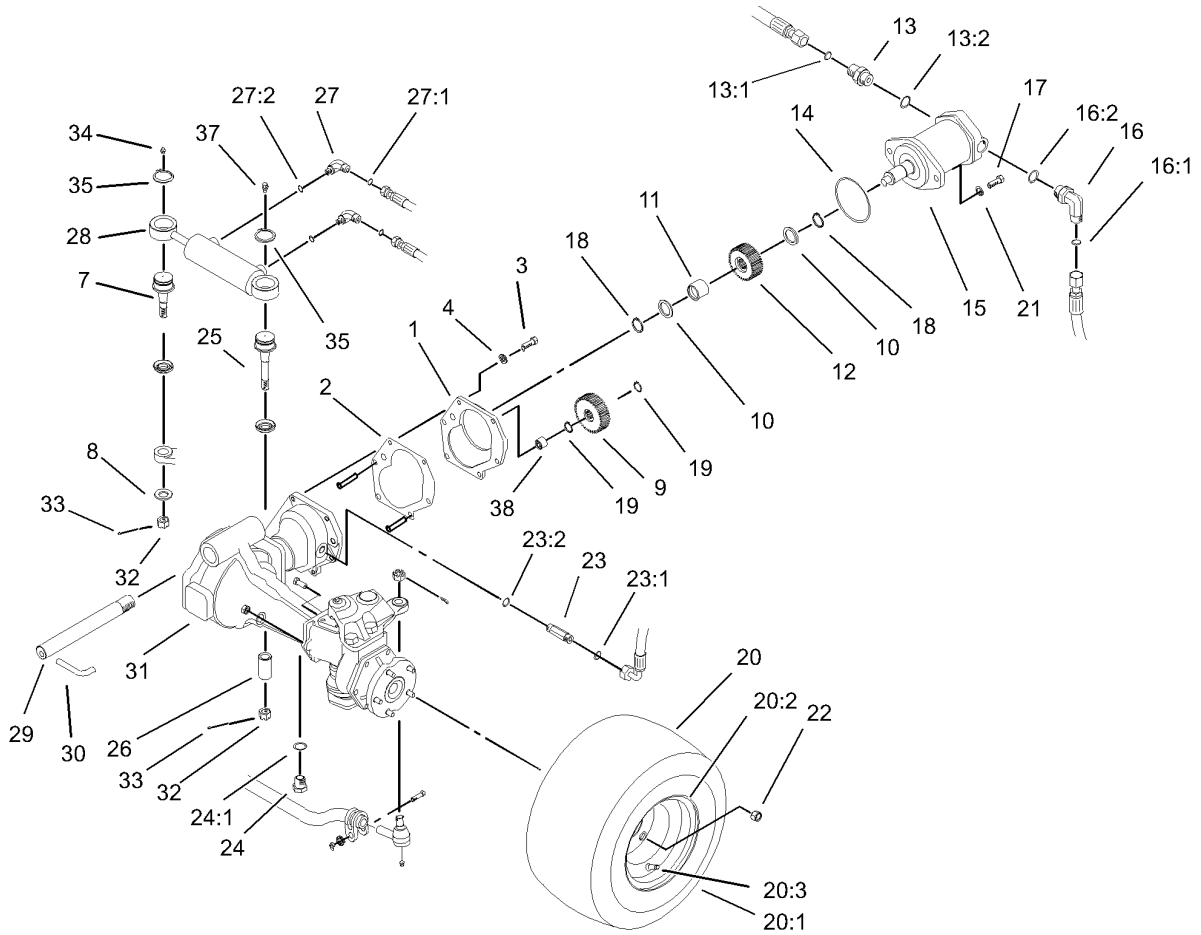
Ref	Part No.	Qty.	Description				
1	98-9772	1	Head-Filter				
2	98-9764	1	Element-On, Spin				
3	98-9774	1	O-Ring-Base, Filter				
4	98-9775	1	Base-Filter				
5	98-9773	1	Plug-Base, Filter				
6	237-42	1	O-Ring				
7	237-78	1	O-Ring				
8	98-9776	1	Plug-Head, Filter				
9	98-9777	1	Drain Valve ASM				
10	285-22	2	Plug-Pipe				



Rear Hydraulic Assembly

Ref	Part No.	Qty.	Description
1	340-70	3	Nut-Lock (Only On: 03807)
1	340-70	2	Nut-Lock (Only On: 03806)
2	323-6	2	Screw-HH (Only On: 03806)
2	323-6	4	Screw-HH (Only On: 03807)
3	32128-21	4	Nut-HF (Only On: 03807)
3	32128-21	2	Nut-HF (Only On: 03806)
4	104-3735	1	HYD Tube ASM (Only On: 03807)
4:1	237-58	1	O-Ring (Only On: 03807)
5	98-3867	2	Washer-Thrust (Only On: 03807)
6	340-126	3	Nut-Bulkhead (Only On: 03807)
7	92-7537	1	Hose ASM (Only On: 03807)
8	92-7536	1	Hose ASM (Only On: 03807)
9	3296-68	1	Nut-Lock, NI (Only On: 03807)
10	92-1765	1	Washer-Thrust (Only On: 03807)
11	104-3729	1	HYD Tube Drain ASM (Only On: 03807)
11:1	237-22	1	O-Ring (Only On: 03807)
12	302-33	1	Fitting-Grease (Only On: 03807)
13	69-8910	2	Washer (Only On: 03807)
14	240-7	1	Grommet-Rubber (Only On: 03807)
15	69-8900	1	Spacer (Only On: 03807)
16	104-3774-03	1	Bracket-Bulkhead (Only On: 03807)
17	56-7973	10	Clamp-Tube (Only On: 03806)
17	56-7973	12	Clamp-Tube (Only On: 03807)

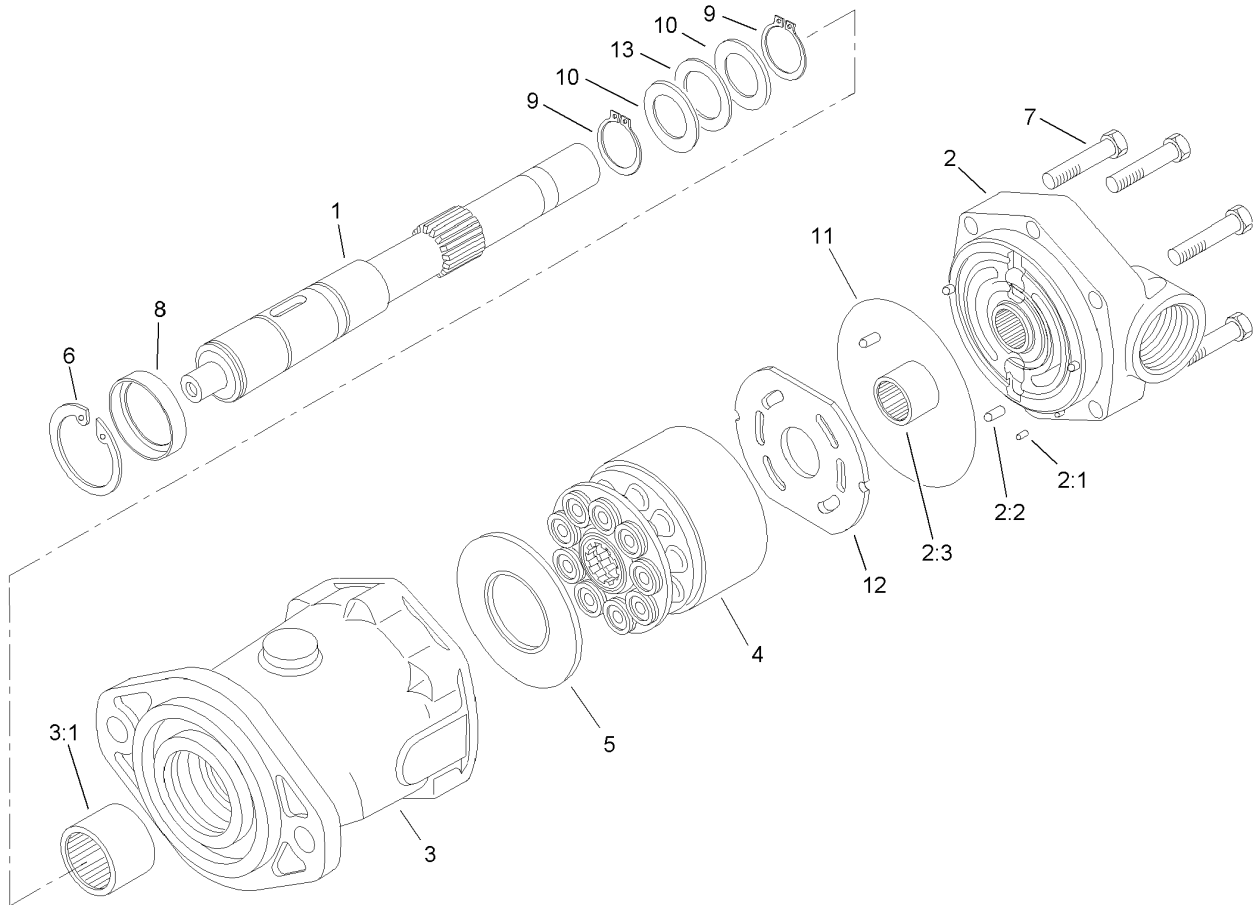
Ref	Part No.	Qty.	Description
18	3256-23	6	Washer-Flat
19	322-7	4	Screw-HH
20	3296-47	4	Nut-Lock, NI
21	104-3752-03	1	Bracket-Clamp
22	105-0144	1	Fitting-45 DEG (Only On: 03807)
23	2412-147	3	Clamp
24	92-7534	1	Hose ASM (Only On: 03807)
25	92-7539	1	Hose ASM (Only On: 03807)
26	92-7538	1	Hose ASM (Only On: 03807)
27	80-8660	2	Spacer-Coupler
28	32104-37	2	Screw-HWH



4 Wheel Drive Axle Assembly (only on: 03807)

Ref	Part No.	Qty.	Description
1	95-7541	1	Plate-Cover
2	95-7540	1	Gasket
3	33114-025	6	Screw-HH
4	3253-4	6	Washer-Lock
7	92-5838-01	1	Joint-Ball
8	92-5836	1	Washer
9	100-3774	1	Gear-Driven, 10 Pitch
10	71-4590	2	Washer-Thrust
11	71-4580	1	Bearing
12	100-3775	1	Gear-Driver, 10 Pitch
13	340-9	1	Fitting-Hyd, Straight
13:1	237-58	1	O-Ring
13:2	237-81	1	O-Ring
14	237-166	1	O-Ring
15	92-7386	1	Motor-HYD
16	340-142	1	Fitting-Hyd, 90 DEG
16:1	237-58	1	O-Ring
16:2	237-81	1	O-Ring
17	325-7	2	Screw-HH
18	32151-96	2	Ring-Retaining
19	32120-15	2	Ring-Snap, Ext
20		2	Tire And Wheel ASM
20:1	86-5910	1	Tire
20:2	100-2582	1	Rim
20:3	232-27	1	Stem-Valve
21	3256-26	2	Washer-Flat
22	93-5268	10	Nut-Lug
23	340-2	1	Fitting-Hyd, Straight
23:1	237-22	1	O-Ring
23:2	237-42	1	O-Ring
24	353-989	1	Plug-Hex, Hollow
24:1	237-42	1	O-Ring
25	100-3795	1	Joint-Ball
26	100-3796	1	Spacer-Joint, Ball
27	340-97	2	Fitting-Hyd, 90 DEG
27:1	237-22	1	O-Ring
27:2	237-78	1	O-Ring
28	98-3806	1	HYD Cylinder ASM
29	100-3770	1	Pin-Axle, Pivot
30	100-3771	1	Pin-Stop
31	100-3784	1	Drive Axle ASM
32	32136-14	2	Nut-SHH
33	3272-11	2	Pin-Cotter
34	302-5	1	Fitting-Grease
35	94-9973	2	Ring-Retaining
37	302-60	1	Fitting-Grease
38	74-5700	1	Bearing-Needle, Roller

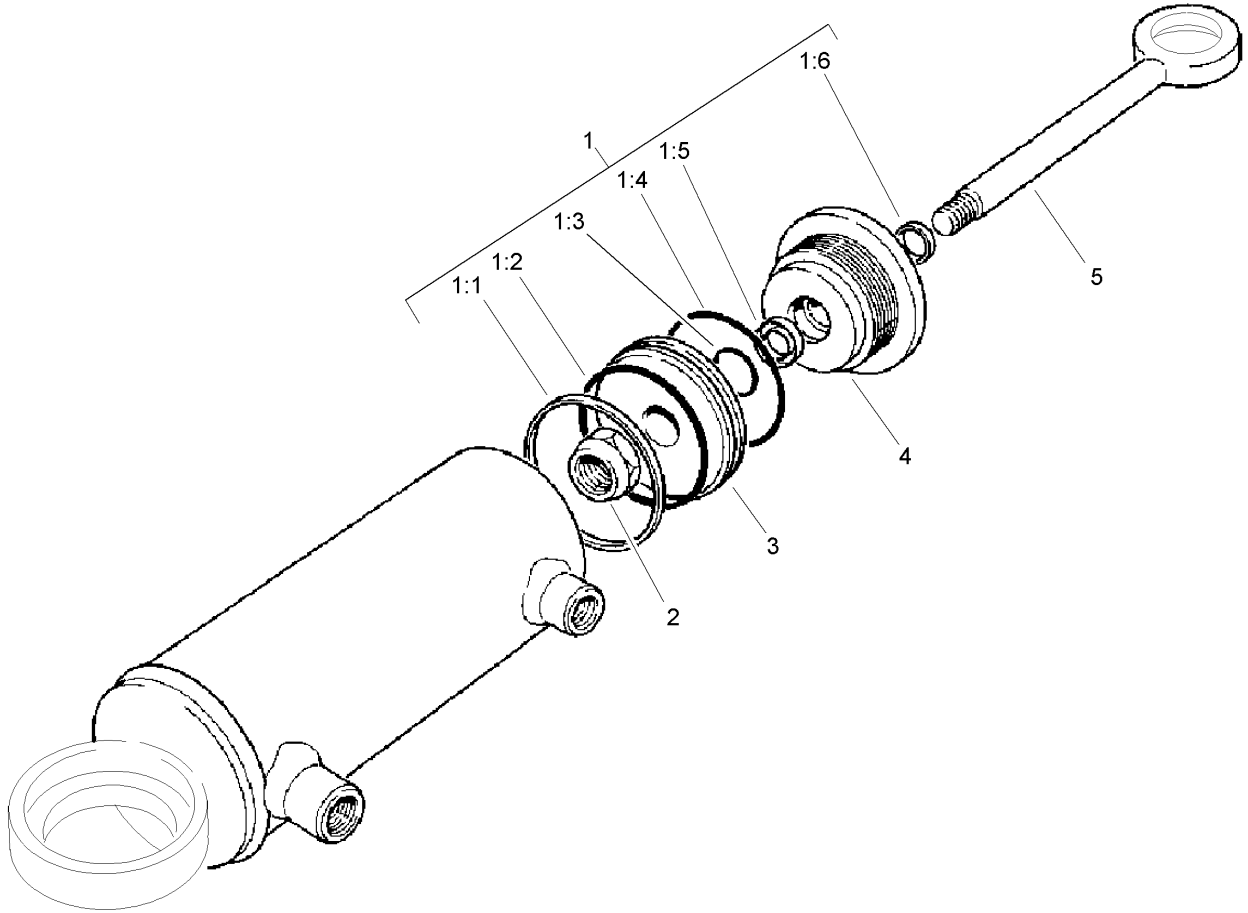
Ref	Part No.	Qty.	Description
21	3256-26	2	Washer-Flat
22	93-5268	10	Nut-Lug
23	340-2	1	Fitting-Hyd, Straight
23:1	237-22	1	O-Ring
23:2	237-42	1	O-Ring
24	353-989	1	Plug-Hex, Hollow
24:1	237-42	1	O-Ring
25	100-3795	1	Joint-Ball
26	100-3796	1	Spacer-Joint, Ball
27	340-97	2	Fitting-Hyd, 90 DEG
27:1	237-22	1	O-Ring
27:2	237-78	1	O-Ring
28	98-3806	1	HYD Cylinder ASM
29	100-3770	1	Pin-Axle, Pivot
30	100-3771	1	Pin-Stop
31	100-3784	1	Drive Axle ASM
32	32136-14	2	Nut-SHH
33	3272-11	2	Pin-Cotter
34	302-5	1	Fitting-Grease
35	94-9973	2	Ring-Retaining
37	302-60	1	Fitting-Grease
38	74-5700	1	Bearing-Needle, Roller



Hydraulic Motor Assembly No. 92-7386

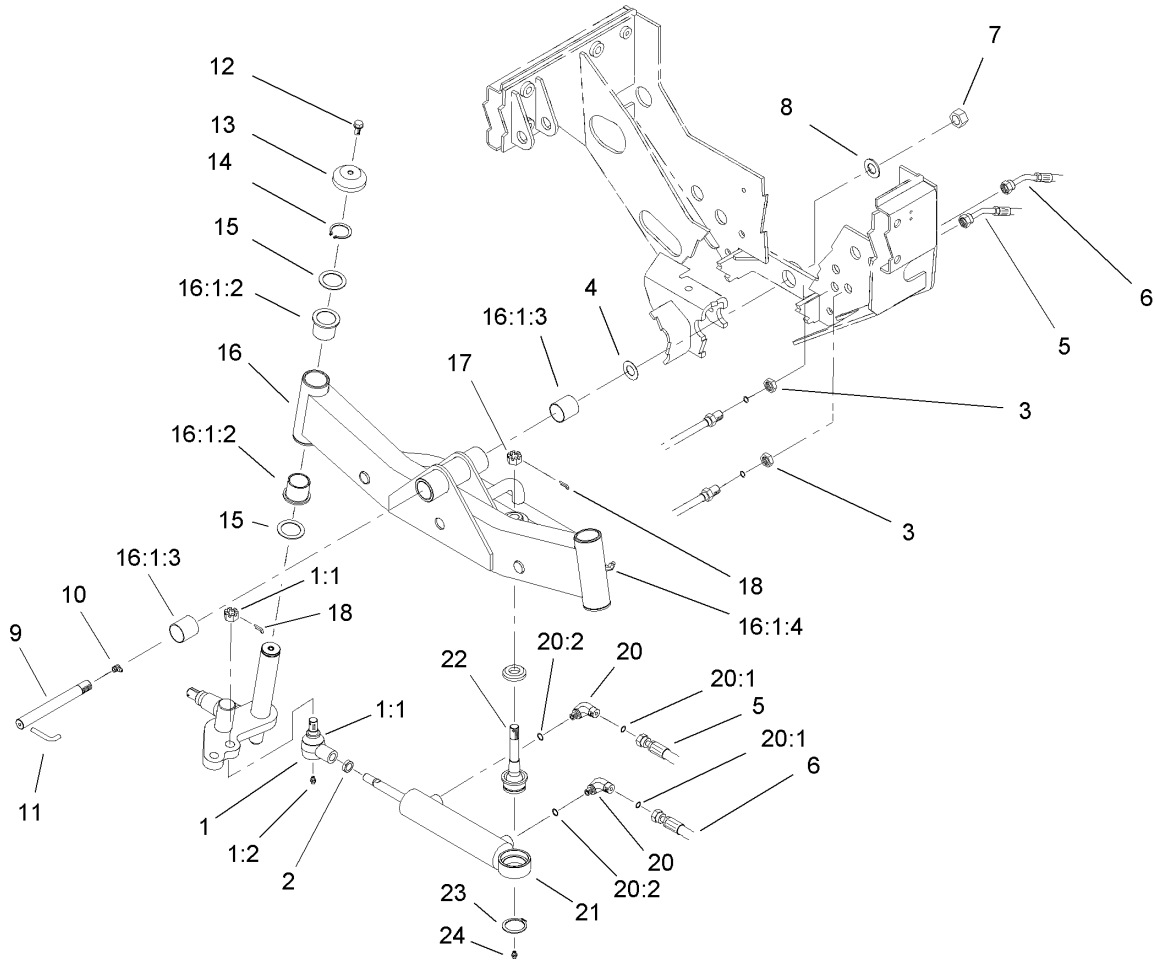
Ref	Part No.	Qty.	Description
1	76-6930	1	Shaft-Drive (Only On: 03807)
2	94-3000	1	Backplate ASM (Only On: 03807)
2:1		3	Pin-Dowel (Only On: 03807)
2:2		1	Pin-Dowel (Only On: 03807)
2:3		1	Bearing-Needle (Only On: 03807)
3	94-3001	1	Housing ASM (Only On: 03807)
3:1		1	Bearing-Needle (Only On: 03807)
4	76-6910	1	Rotating Kit (Only On: 03807)
5	76-6970	1	Insert-Plate, Cam (Only On: 03807)
6	76-7010	1	Ring-Retaining (Only On: 03807)
7	94-3002	6	Capscrew (Only On: 03807)
8	76-7020	1	Spacer (Only On: 03807)
9	76-7000	2	Ring-Retaining (Only On: 03807)
10	76-6950	2	Race-Thrust (Only On: 03807)
11	76-6980	1	O-Ring (Only On: 03807)
12	94-3003	1	Plate-Valve (Only On: 03807)
13	76-6960	1	Bearing-Thrust (Only On: 03807)

--	--	--	--



Hydraulic Cylinder Assembly No. 98-3806

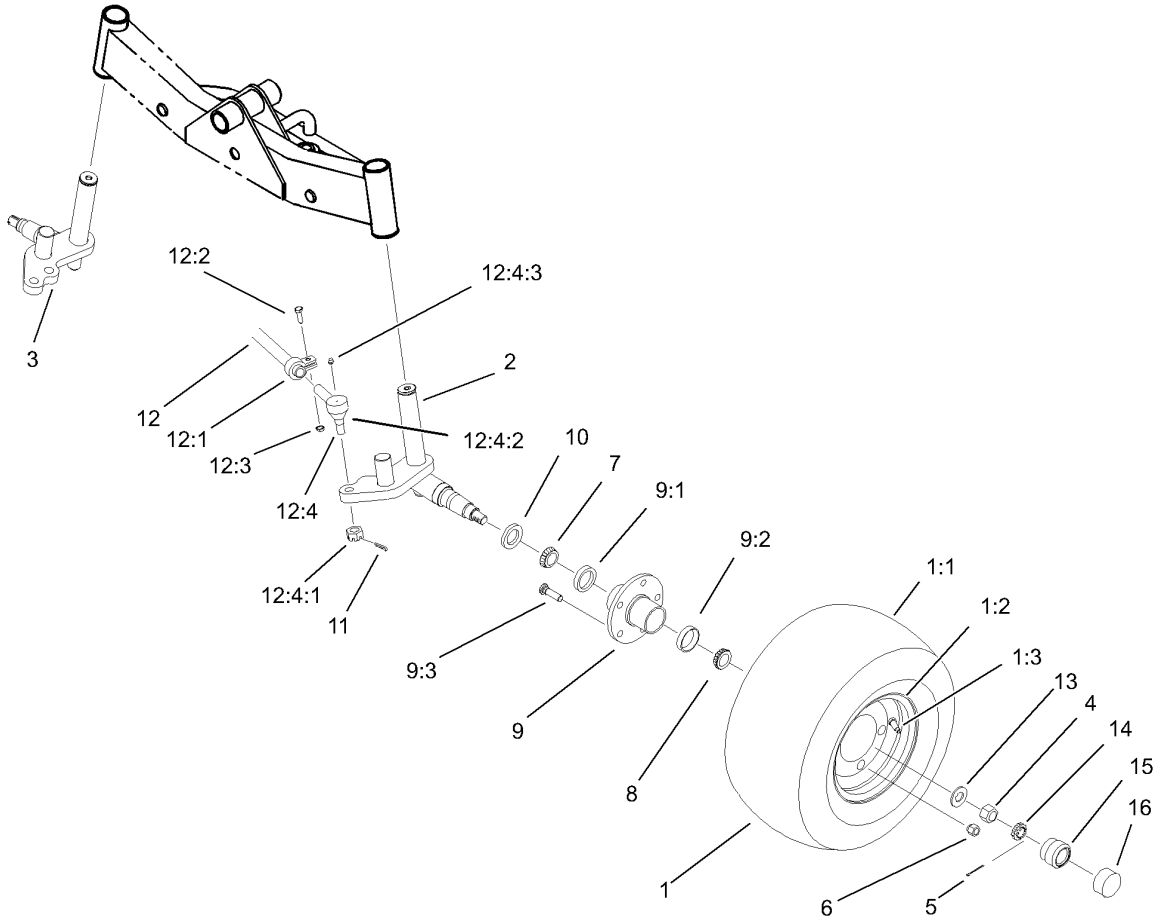
Ref	Part No.	Qty.	Description
1	92-6593	1	Seal Kit (Only On: 03807)
1:1		1	Seal (Only On: 03807)
1:2		1	O-Ring (Only On: 03807)
1:3		1	O-Ring (Only On: 03807)
1:4		1	O-Ring (Only On: 03807)
1:5		1	U-Cup (Only On: 03807)
1:6		1	Wiper (Only On: 03807)
2		1	Locknut (Only On: 03807)
3		1	Piston (Only On: 03807)
4		1	Gland (Only On: 03807)
5		1	Rod ASM (Only On: 03807)



2 Wheel Drive Axle and Power Steering Assembly

Ref	Part No.	Qty.	Description
1	106-6898	1	Joint-Ball (Only On: 03806)
1:1	106-6896	1	Seal (Only On: 03806)
1:2	302-5	1	Fitting-Grease (Only On: 03806)
2	3220-11	1	Nut-Jam (Only On: 03806)
3	32136-14	1	Nut-SHH (Only On: 03806)
4	98-3867	2	Washer-Thrust (Only On: 03806)
5	92-7595	1	Hose ASM (Only On: 03806)
6	92-7594	1	Hose ASM (Only On: 03806)
7	3296-68	1	Nut-Lock, NI (Only On: 03806)
8	92-1765	1	Washer-Thrust (Only On: 03806)
9	100-3770	1	Pin-Axle, Pivot (Only On: 03806)
10	302-33	1	Fitting-Grease (Only On: 03806)
11	100-3771	1	Pin-Stop (Only On: 03806)
12	3234-1	2	Screw-HHF (Only On: 03806)
13	69-8890	2	Cap-Spindle (Only On: 03806)
14	32151-10	2	Ring-Snap (Only On: 03806)
15	62-2170	4	Washer-Thrust (Only On: 03806)
16	100-3785-03	1	Rear Axle ASM (Only On: 03806)
16:1		1	Rear Axle ASM (Only On: 03806)
16:1:2	69-6470	4	Bushing-Castor (Only On: 03806)
16:1:3	99-6964	2	Bushing-Axle (Only On: 03806)
16:1:4	302-11	2	Fitting-Lube, 45 DEG (Only On: 03806)
17	32136-14	1	Nut-SHH (Only On: 03806)
18	3272-12	2	Pin-Cotter (Only On: 03806)

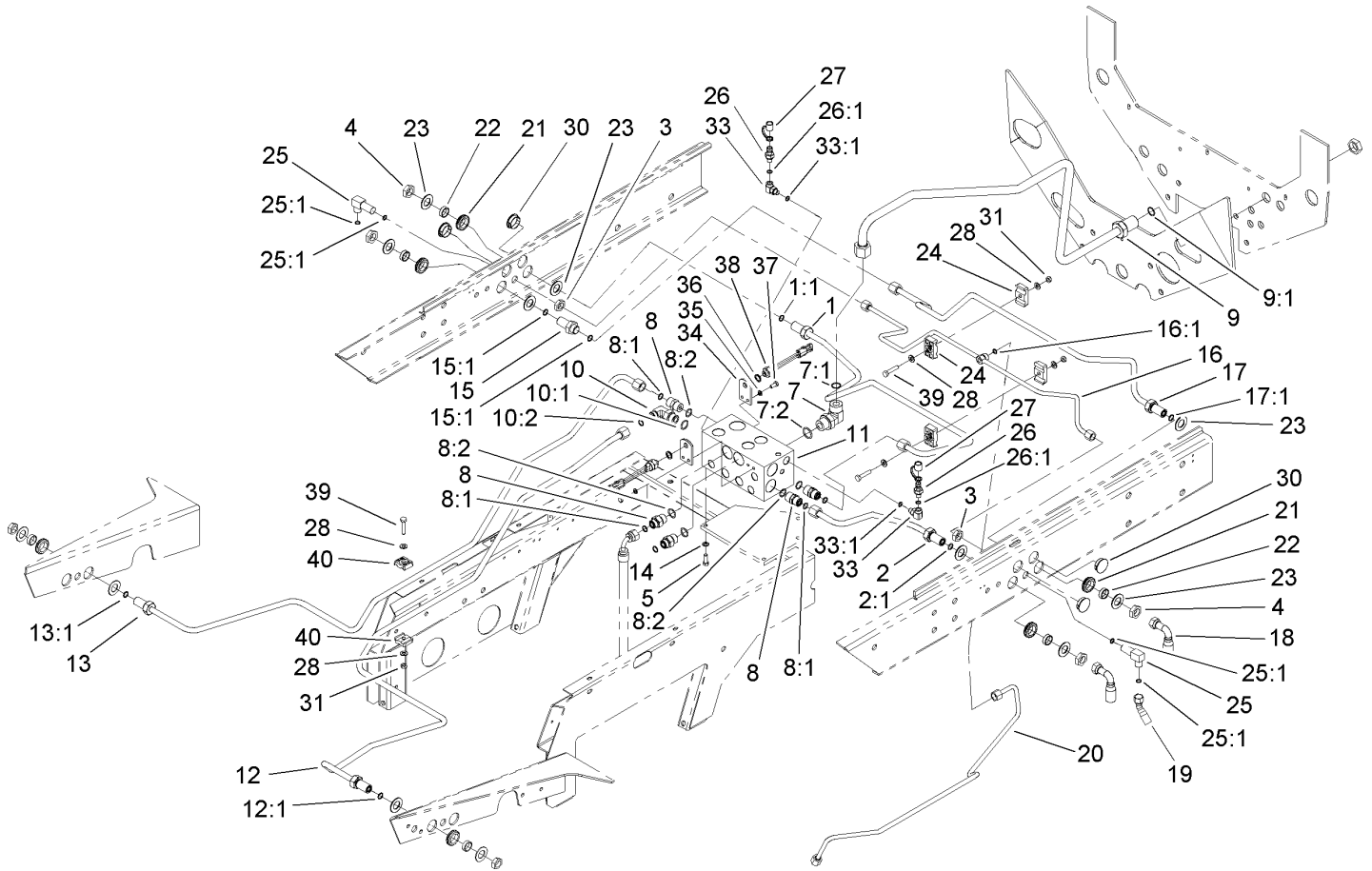
Ref	Part No.	Qty.	Description
20	340-97	2	Fitting-Hyd, 90 DEG (Only On: 03806)
20:1	237-22	1	O-Ring (Only On: 03806)
20:2	237-78	1	O-Ring (Only On: 03806)
21	94-8142	1	HYD Cylinder ASM (Only On: 03806)
22	92-5839	1	Joint-Ball (Only On: 03806)
23	94-9973	1	Ring-Retaining (Only On: 03806)
24	302-5	1	Fitting-Grease (Only On: 03806)



2 Wheel Drive Axle and Wheel Assembly (only on: 03806)

Ref	Part No.	Qty.	Description
●1		2	Tire And Wheel ASM
1:1	86-5910	1	Tire
1:2	100-2582	1	Rim
1:3	232-27	1	Stem-Valve
2	92-9725-03	1	Spindle-LH
3	92-9724-03	1	Spindle-RH
4	3220-7	2	Nut-Jam
5	3272-13	2	Pin-Cotter
6	242-50	10	Nut-Lug
7	254-106	2	Cone-Bearing, Tapered
8	254-92	2	Cone-Bearing, Outer
9	92-9651	2	Hub Sub ASM
9:1	254-107	1	Cup-Bearing, Tapered
9:2	254-72	1	Bearing-Cup, Tapered
9:3	92-9652	5	Stud-Bolt
10	69-2980	2	Seal
11	3272-12	2	Pin-Cotter
12	98-8839	1	Tie Rod ASM
12:1	98-8840	1	Tube And Clamp ASM
12:2	323-9	2	Screw-HH
12:3	3296-39	2	Nut-Lock, NI
12:4	71-4740	2	Rod-End
12:4:1	105-7941	1	Nut-Hex, Slotted
12:4:2	105-7835	1	Seal
12:4:3	302-5	1	Fitting-Grease

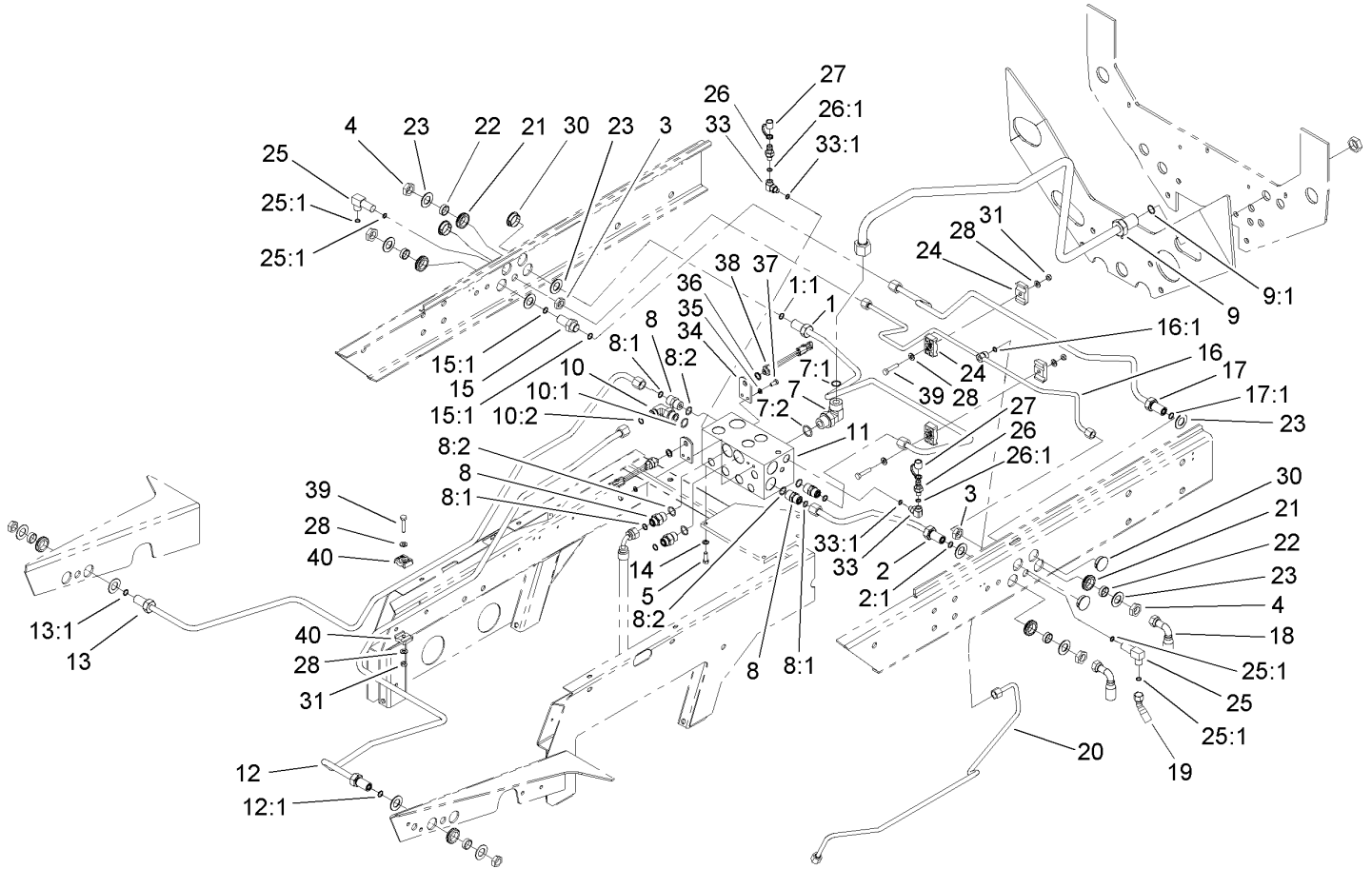
Ref	Part No.	Qty.	Description
13	93-0309	2	Washer-Tab
14	93-0307	2	Nut-Lock, Retainer
15	100-3769	2	Buddy-Bearing
16	100-3809	2	Cap-Protector, Bearing



Rear Hydraulic Control Block Assembly

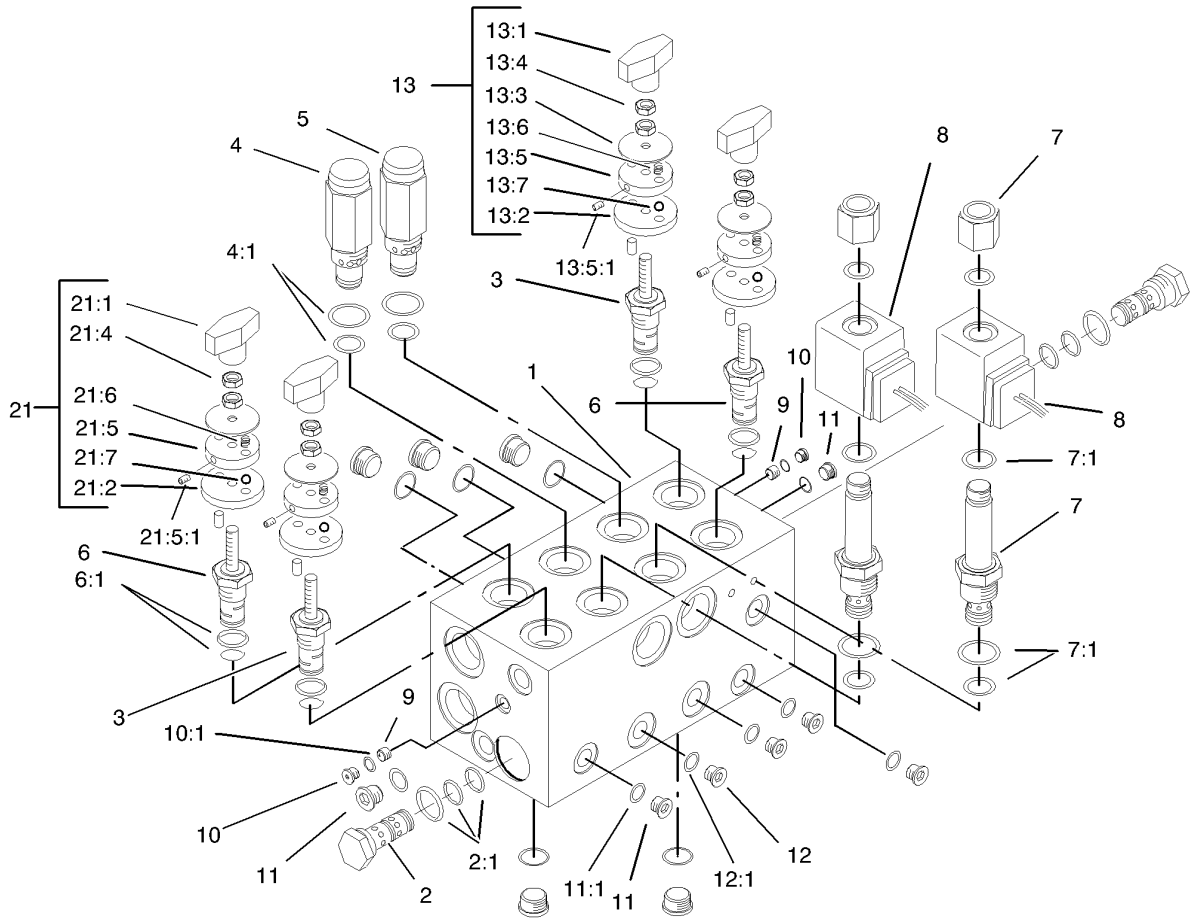
Ref	Part No.	Qty.	Description
1	104-3728	1	HYD Tube ASM
1:1	237-30	1	O-Ring
2	104-3731	1	HYD Tube ASM
2:1	237-30	1	O-Ring
3	340-70	2	Nut-Lock
4	340-127	4	Nut-Bulkhead
5	322-4	2	Screw-HH
7	340-142	1	Fitting-Hyd, 90 DEG
7:1	237-58	1	O-Ring
7:2	237-81	1	O-Ring
8	340-6	5	Fitting-Hyd, Straight
8:1	237-30	1	O-Ring
8:2	237-80	1	O-Ring
9	104-3734	1	HYD Cooler Tube ASM
9:1	237-65	1	O-Ring
10	340-105	1	Fitting-Hyd, 90 DEG
10:1	237-80	1	O-Ring
10:2	237-30	1	O-Ring
11	99-6978	1	Block-Manifold, Mow
12	104-3741	1	HYD Tube ASM
12:1	237-30	1	O-Ring
13	104-3739	1	HYD Tube ASM
13:1	237-30	1	O-Ring
14	3253-4	2	Washer-Lock
15	340-161	1	Fitting-Bulkhead

Ref	Part No.	Qty.	Description
15:1	237-30	2	O-Ring
16	104-3723	1	HYD Tube ASM
16:1	237-22	1	O-Ring
17	104-3724	1	HYD Tube ASM
17:1	237-30	1	O-Ring
18	105-7903	4	HYD Hose ASM
19	99-5614	2	HYD Hose ASM
20	104-3732	1	Return Drain ASM
21	240-5	4	Grommet
22	69-8960	4	Spacer
23	69-8930	8	Washer
24	56-7972	4	Clamp-Tube
25	340-154	2	Union-Bulkhead
25:1	237-22	2	O-Ring
26	354-77	2	Fitting-Quick
26:1	237-78	1	O-Ring
27	354-79	2	Cap-Dust
28	3256-23	8	Washer-Flat
30	94-1402	4	Plug-Hole
31	3296-47	4	Nut-Lock, NI
33	75-6640	2	Fitting-Hyd, Special
33:1	237-78	1	O-Ring
34	98-8199	2	Bracket-Switch
35	3253-3	4	Washer-Lock
36	3256-76	2	Washer-Flat



Rear Hydraulic Control Block Assembly (continued)

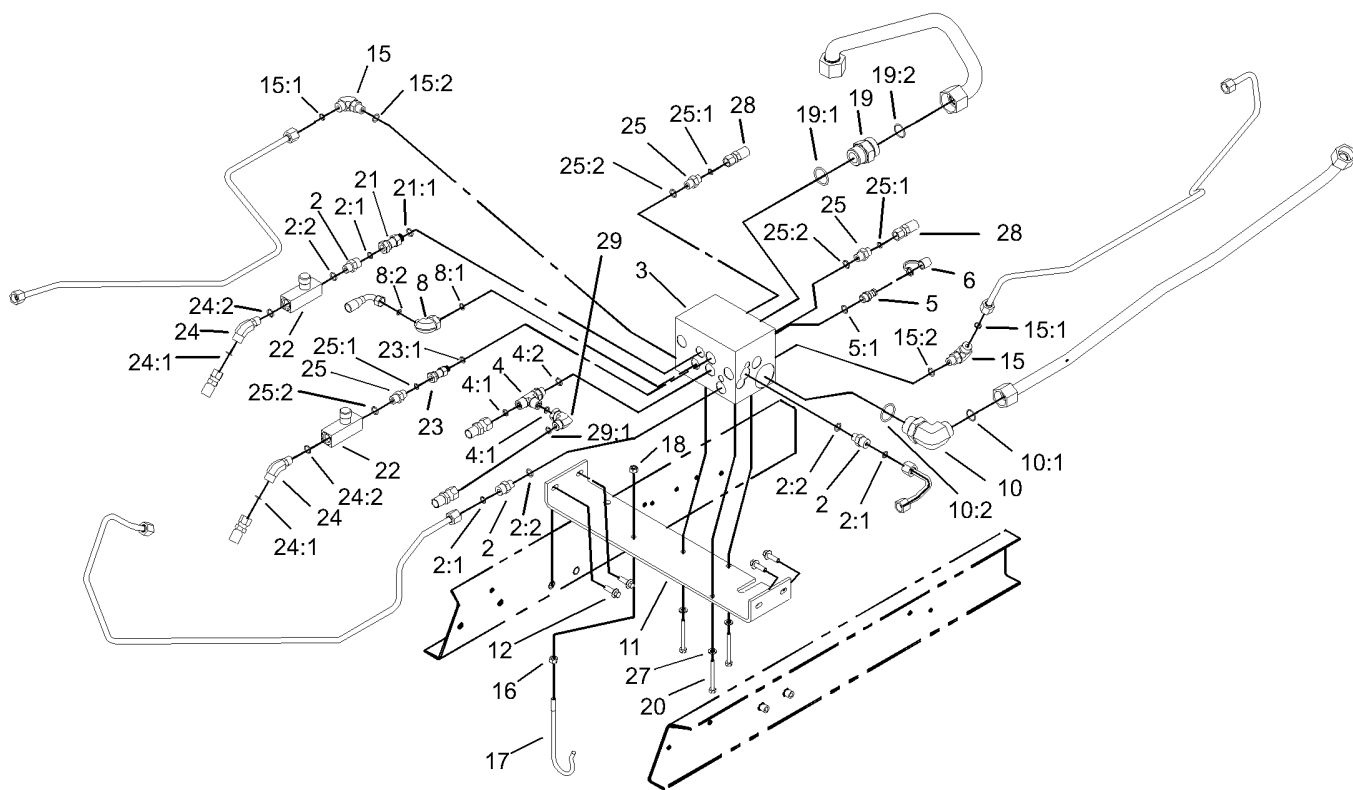
Ref	Part No.	Qty.	Description				
37	329-3	4	Screw-HH				
38	72-4320	2	Switch-Ball, N.o.				
39	322-7	4	Screw-HH				
40	56-7976	4	Clamp-Tube				



Mow Block Assembly No. 99-6978

Ref	Part No.	Qty.	Description
●1		1	Body-Manifold
2	69-4120	2	Cartridge-Logic
2:1	69-4240	1	Seal Kit
3	94-8175	2	Control-Flow, Rotary
4	94-3655	1	Valve-Relief
4:1	75-2080	1	Seal Kit
5	104-1200	1	Valve-Relief, Cartridge
6	94-3657	2	Spool ASM
6:1	94-3661	1	Seal Kit, 4 Way
7	93-7494	2	Cartridge
7:1	75-2080	1	Seal Kit
8	83-2010	2	Coil-Valve
9	95-5999	2	Plug-Orifice
10	353-991	4	Plug-Hex, Hollow
10:1	237-156	1	O-Ring
11	353-990	8	Plug
11:1	237-78	1	O-Ring
12	353-989	4	Plug-Hex, Hollow
12:1	237-42	1	O-Ring
13	94-3660	2	Detent Kit
13:1	94-5020	1	Knob ASM
13:2	94-5025	1	Plate-Locating
13:3	94-5026	1	Plate-Indicator
13:4	3218-1	2	Nut-Jam
13:5	94-5023	1	Plate-Detent

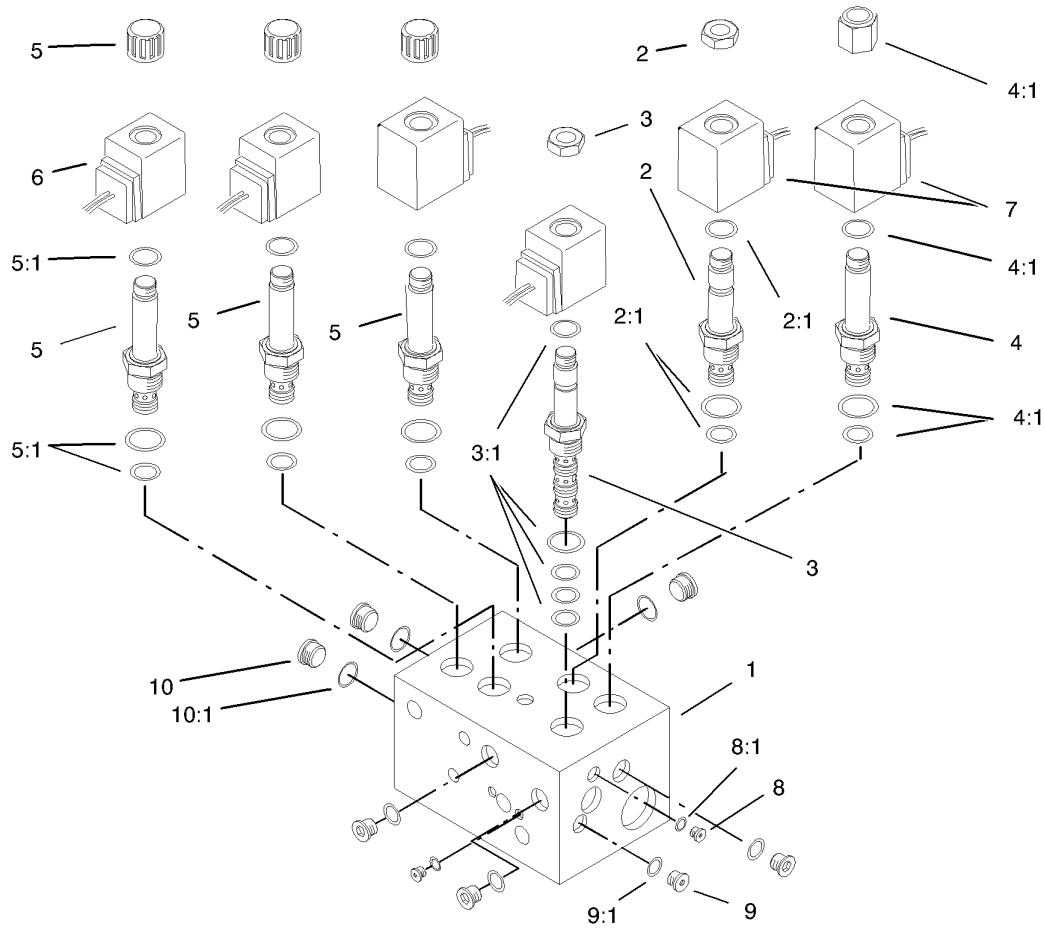
Ref	Part No.	Qty.	Description
13:5:1	3245-36	1	Screw-HSH
13:6	94-5027	2	Spring
13:7	255-13	2	Ball-Steel, Stainless
21	94-6378	2	Detent Kit
21:1	94-5020	1	Knob ASM
21:2	94-5021	1	Plate-Locating
21:4	3218-1	2	Nut-Jam
21:5	94-5023	1	Plate-Detent
21:5:1	3245-36	1	Screw-HSH
21:6	94-5027	2	Spring
21:7	255-13	2	Ball-Steel, Stainless



Front Hydraulic Control Block and Hose Assembly

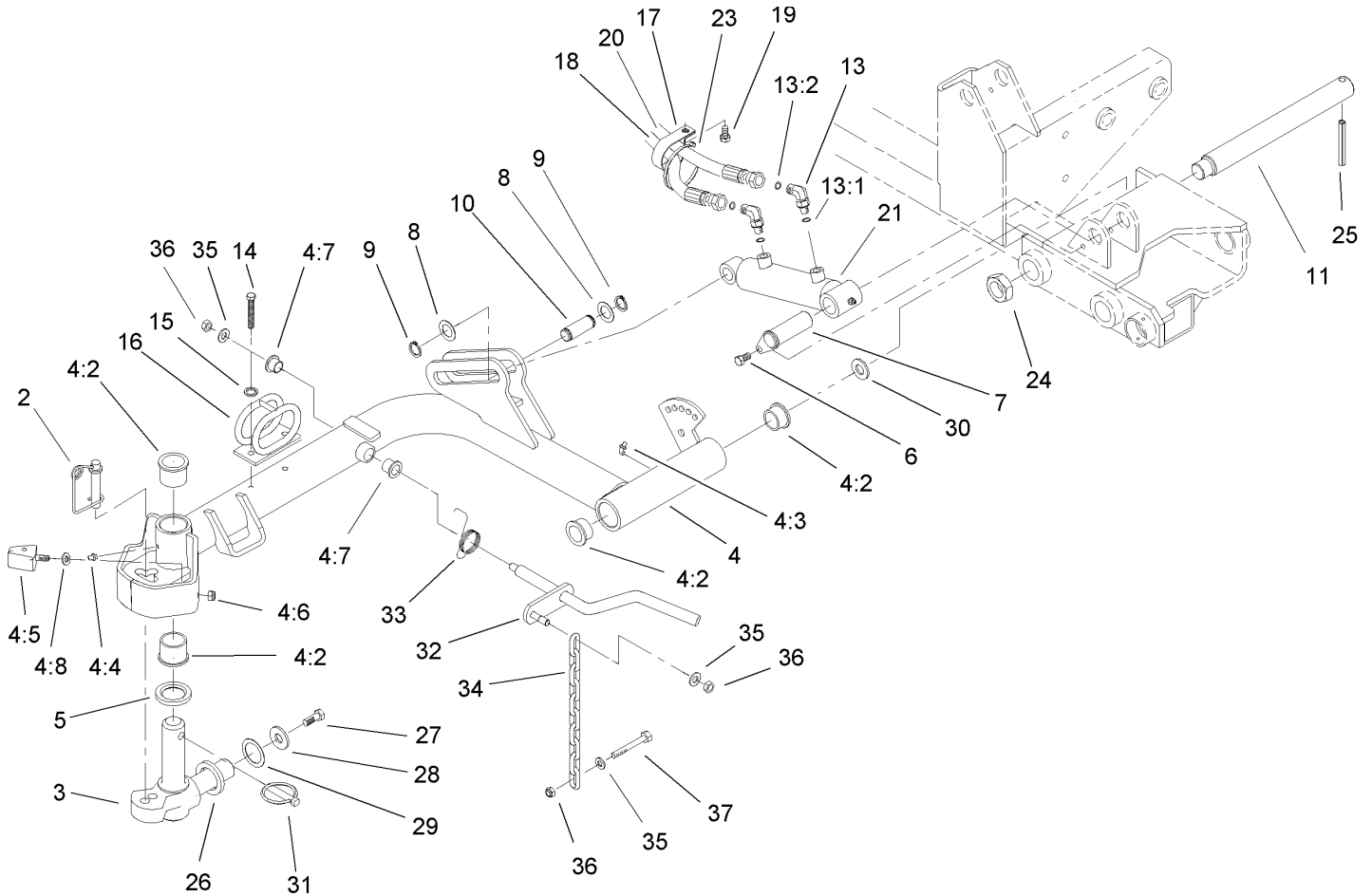
Ref	Part No.	Qty.	Description
2	340-2	3	Fitting-Hyd, Straight
2:1	237-22	1	O-Ring
2:2	237-42	1	O-Ring
3	104-9335	1	Manifold Block-Lift
4	340-86	1	Fitting-Hyd, Tee
4:1	237-22	2	O-Ring
4:2	237-42	1	O-Ring
5	59-7410	1	Tip-Nipple, Diagonal
5:1	237-42	1	O-Ring
6	354-79	1	Cap-Dust
8	340-132	1	Fitting-Hyd, 90 DEG
8:1	237-78	1	O-Ring
8:2	237-21	1	O-Ring
10	340-15	1	Fitting-Hyd, 90 DEG
10:1	237-58	1	O-Ring
10:2	237-146	1	O-Ring
11	104-3772-01	1	Bracket-Manifold Block
12	3234-17	4	Screw-HHF
15	340-77	2	Fitting-Hyd, 90 DEG
15:1	237-22	1	O-Ring
15:2	237-42	1	O-Ring
16	3217-6	1	Nut-Hex
17	93-7970	1	Wireform-Hose Hanger
18	3296-29	1	Nut-Lock, NI
19	104-3797	1	Fitting-Hyd, Straight

Ref	Part No.	Qty.	Description
19:1	237-146	1	O-Ring
19:2	340-65	1	O-Ring
20	322-3	3	Screw-HH
21	104-3779	1	Connector-Swivel, Straight
21:1	237-42	1	O-Ring
22	98-9742	2	Valve-Control, Flow
23	104-3777	1	Connector-Swivel, Straight
23:1	237-78	1	O-Ring
24	340-137	2	Fitting
24:1	237-21	1	O-Ring
24:2	237-42	1	O-Ring
25	340-1	3	Adapter
25:1	237-35	1	O-Ring
25:2	237-42	1	O-Ring
27	3253-4	3	Washer-Lock
28	104-3716	2	HYD Hose ASM
29	340-159	1	Fitting-Hyd, 90 DEG
29:1	237-22	2	O-Ring



Lift Block Assembly No. 104-9335

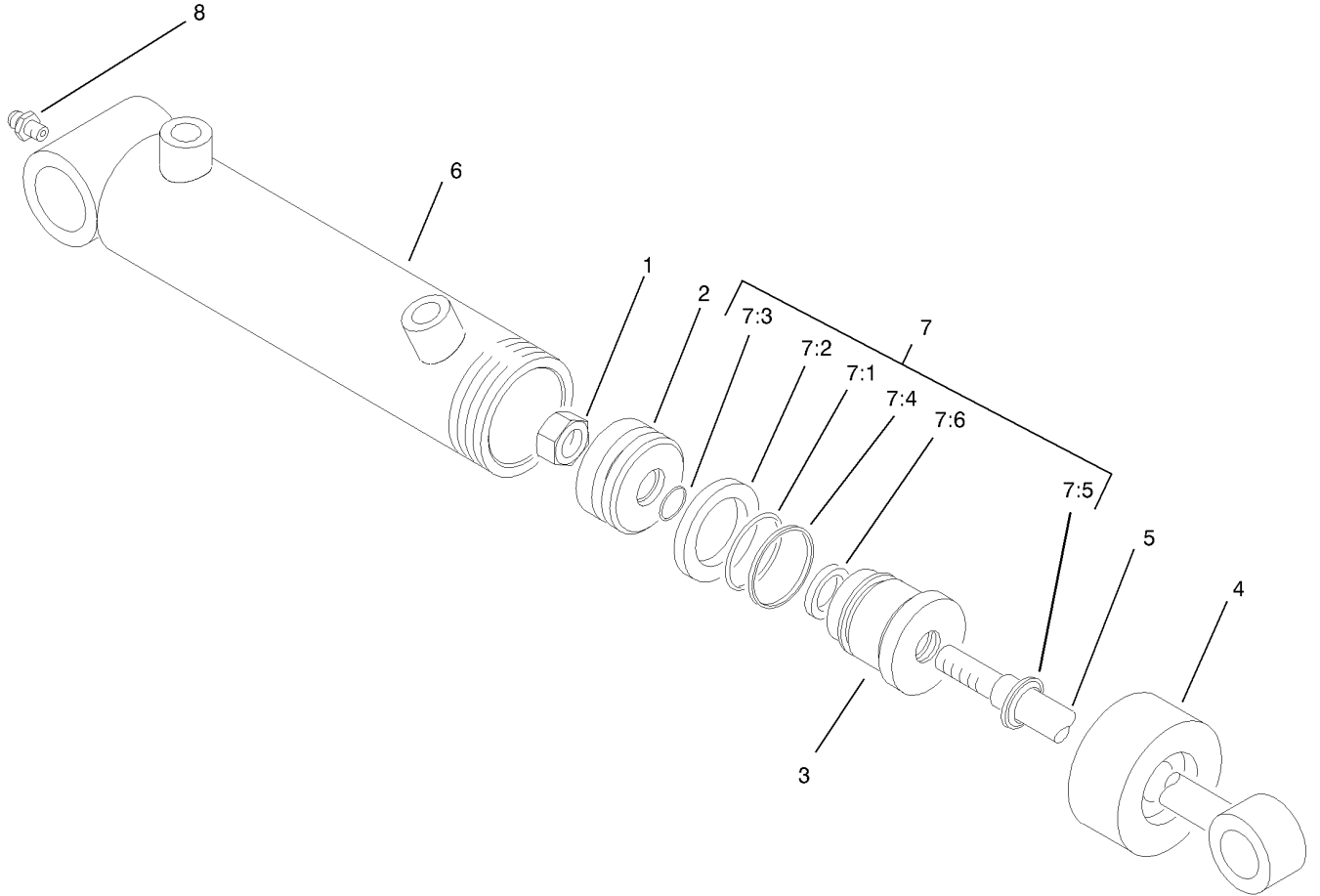
Ref	Part No.	Qty.	Description
1		1	Body-Manifold
2	92-6315	1	Cartridge-N.c., Poppet
2:1	104-0004	1	Cartridge Seal Kit
3	94-2627	1	Cartridge
3:1	95-5642	1	Seal Kit
4	93-7494	1	Cartridge
4:1	75-2080	1	Seal Kit
5	105-3327	3	Valve-Cartridge, Double Blocking
5:1	105-3334	1	Seal Kit
6	83-2010	3	Coil-Valve
7	105-3328	3	Coil-Solnoid
8	353-991	4	Plug-Hex, Hollow
8:1	237-156	1	O-Ring
9	353-990	1	Plug
9:1	237-78	1	O-Ring
10	353-989	7	Plug-Hex, Hollow
10:1	237-42	1	O-Ring



Front No. 1 Lift Arm Assembly

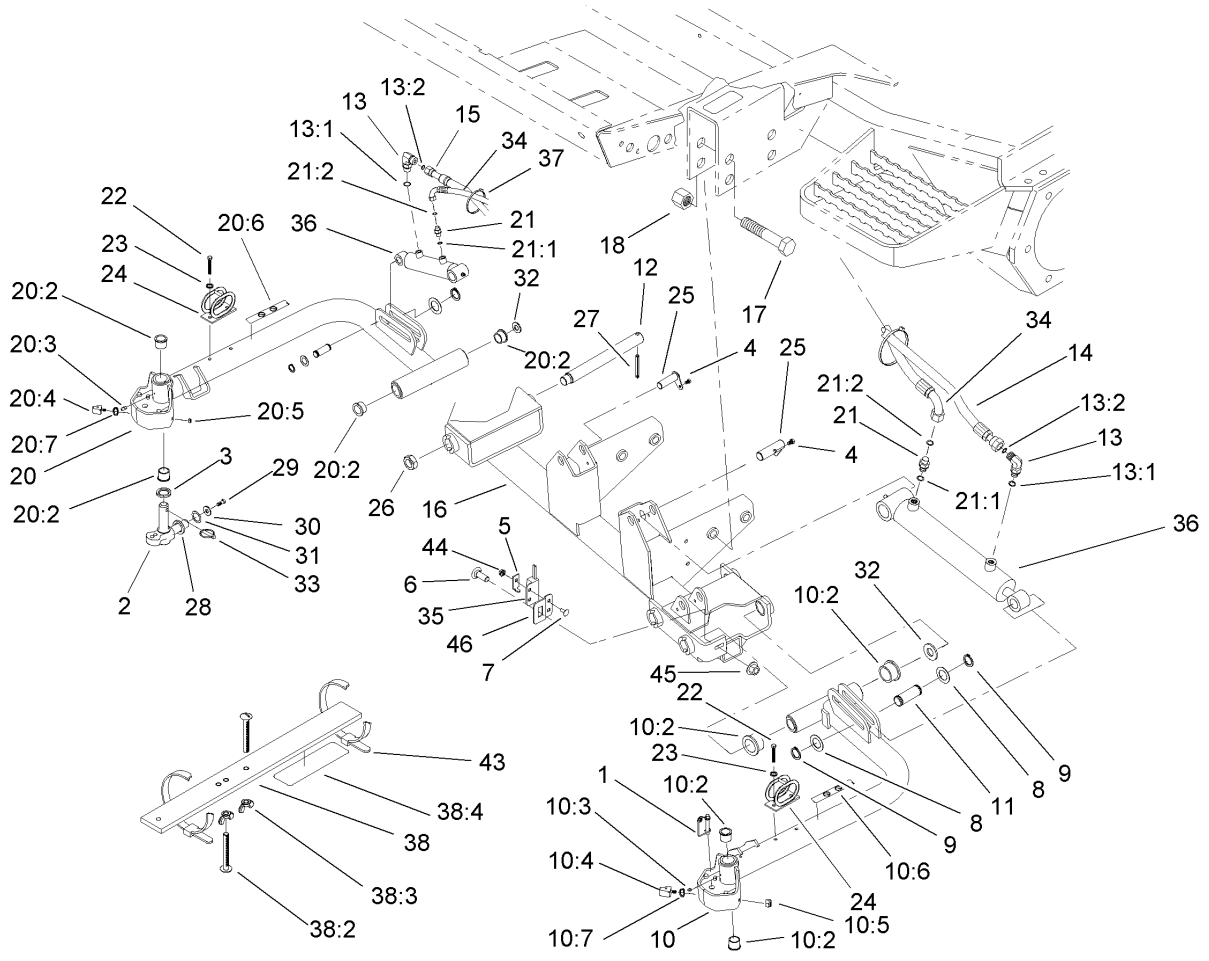
Ref	Part No.	Qty.	Description
2	99-5610	1	Pin
3	98-1880-03	1	Knuckle-Pivot
4	105-3366	1	Lift Arm ASM No. 1
4:2	104-0015	4	Bushing-Flange
4:3	302-60	1	Fitting-Grease
4:4	302-5	1	Fitting-Grease
4:5	106-9004	2	Bumper
4:6	3296-29	2	Nut-Lock, NI
4:7	256-287	2	Bushing
4:8	3255-8	2	Washer-Lock
5	94-8946	1	Washer-Thrust
6	32144-14	1	Screw-HWH
7	106-9208	1	Short Cylinder Pin ASM
8	94-9998	2	Washer-Thrust
9	94-9974	2	Ring-Retaining
10	75-5350	1	Pin-Slide, Cylinder
11	95-7158	1	Pin-Pivot
13	340-132	2	Fitting-Hyd, 90 DEG
13:1	237-78	1	O-Ring
13:2	237-21	1	O-Ring
14	33114-020	2	Screw-HH
15	3253-4	2	Washer-Lock
16	99-5621	1	Guide-Hose
17	2412-96	1	Clamp-R
18	105-7916	1	Hyd Hose ASM

Ref	Part No.	Qty.	Description
19	322-4	1	Screw-HH
20	105-9274	1	Hyd Hose ASM
21	93-2650	1	Cylinder-Lift
23	3290-378	1	Tie-Cable
24	3296-49	1	Nut-Lock, NI
25	32121-110	1	Pin-Roll, Slotted
26	98-7974	1	Washer-Thrust
27	98-7993	1	Screw-HHF
28	3256-6	1	Washer-Flat
29	3-6781	1	Washer-Thrust
30	76-2980	1	Washer-Thrust
31	283-71	1	Pin-Lynch
32	105-0142-03	1	Rod-Pivot, Front
33	98-3929	1	Spring-Torsion
34	93-6738	1	Chain
35	3256-24	3	Washer-Flat
36	3296-39	3	Nut-Lock, NI
37	323-7	1	Screw-HH



Hydraulic Cylinder Assembly No. 93-2650

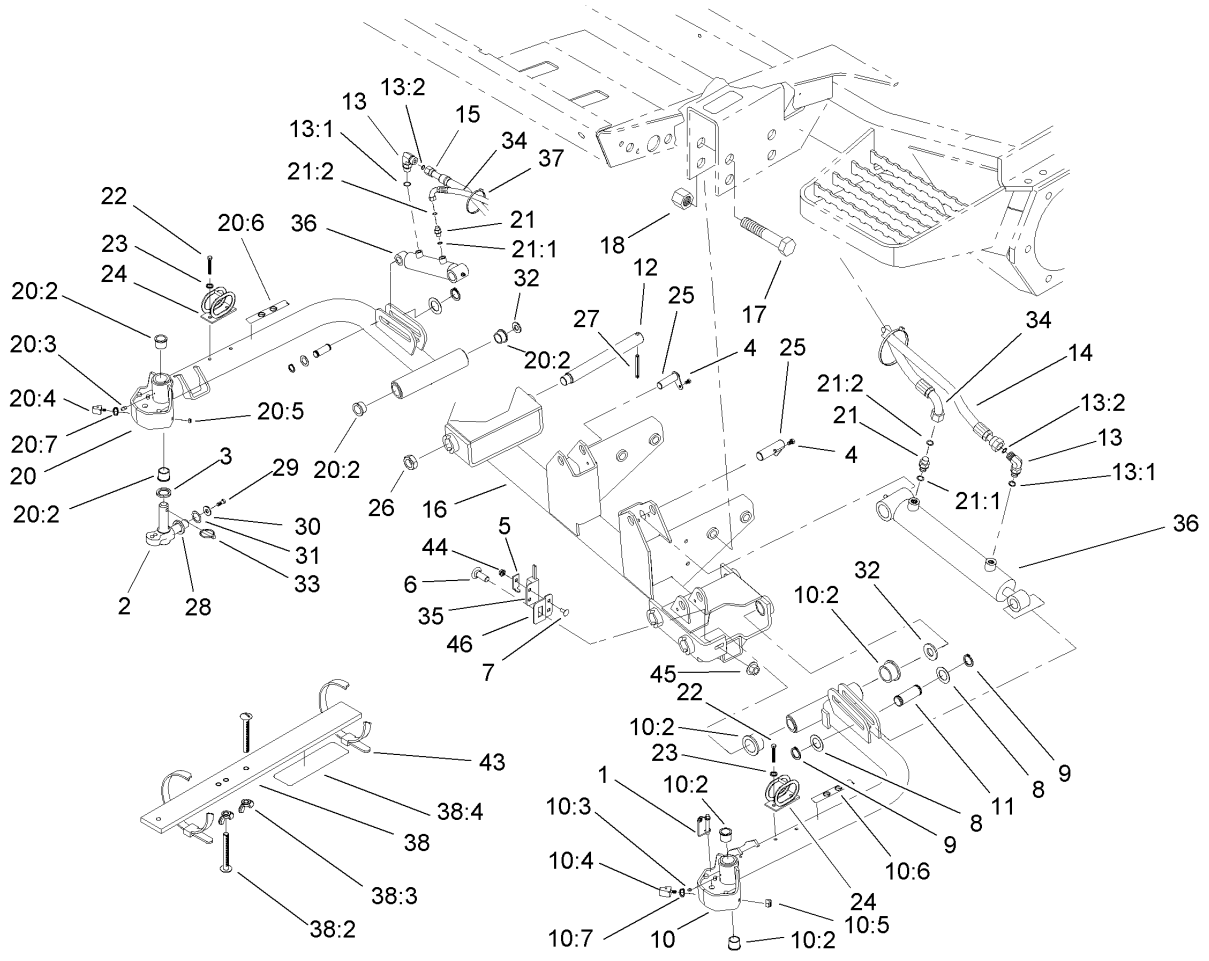
Ref	Part No.	Qty.	Description
1		1	Locknut
2		1	Piston
3		1	Head
4		1	Collar
5		1	Shaft
6		1	Barrel
7	86-7330	1	Seal Kit
7:1		1	O-Ring
7:2		1	Seal-Special
7:3		1	O-Ring
7:4		1	Backup
7:5		1	Seal-Rod
7:6		1	Seal-Dust
8	302-5	1	Fitting-Grease



Front No. 4 and No. 5 Lift Arm Assembly

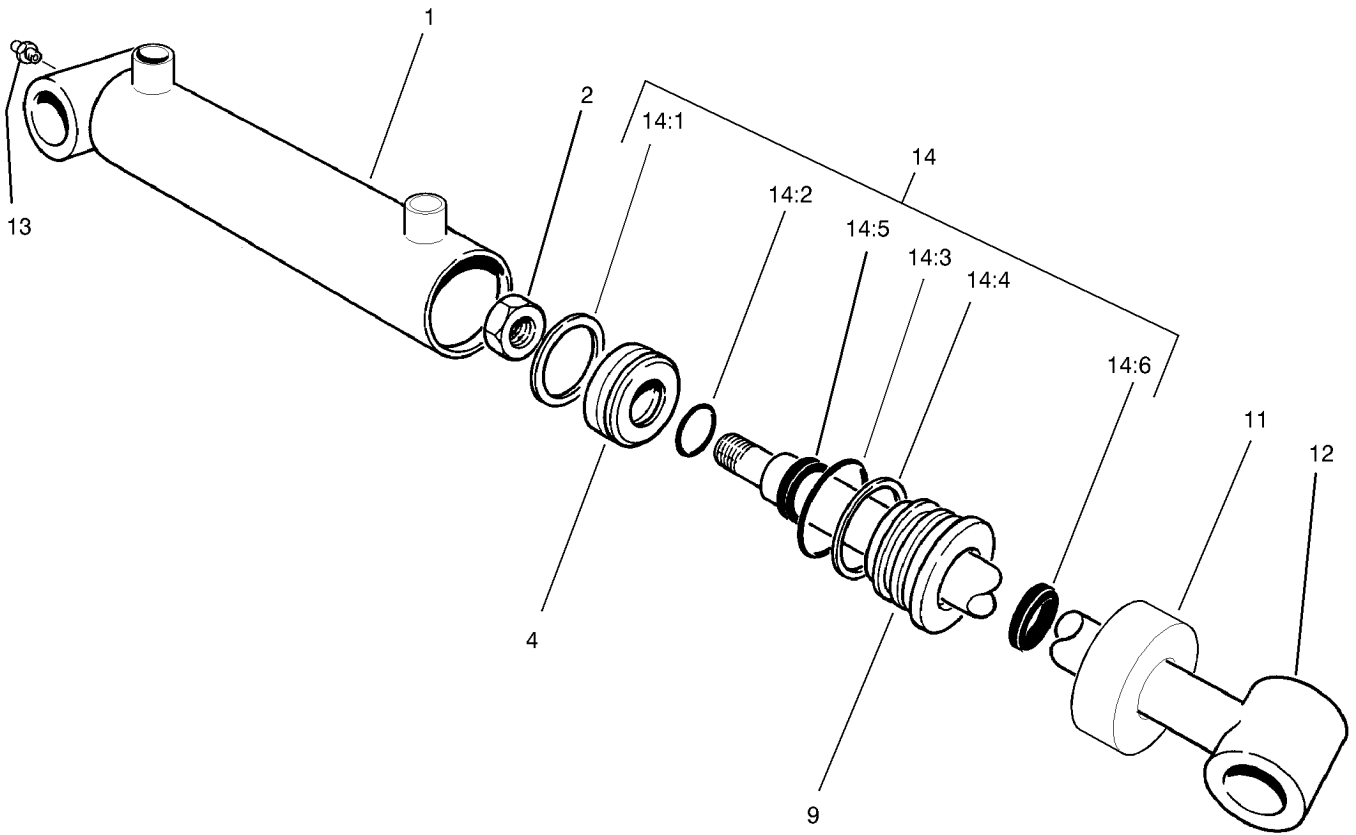
Ref	Part No.	Qty.	Description
1	99-5610	2	Pin
2	98-1880-03	2	Knuckle-Pivot
3	94-8946	2	Washer-Thrust
4	32144-14	2	Screw-HWH
5	100-4872	1	Plate-Switch, Neutral
6	3231-22	1	Screw-CARR
7	104-1450	1	Bolt-CARR
8	94-9998	4	Washer-Thrust
9	94-9974	4	Ring-Retaining
10	105-3359	1	Lift Arm ASM No. 4
10:2	104-0015	4	Bushing-Flange
10:3	302-5	2	Fitting-Grease
10:4	106-9004	2	Bumper
10:5	3296-29	2	Nut-Lock, NI
10:6	93-6687	1	Decal-No Step
10:7	3255-8	2	Washer-Lock
11	75-5350	2	Pin-Slide, Cylinder
12	95-7158	2	Pin-Pivot
13	340-132	2	Fitting-Hyd, 90 DEG
13:1	237-78	1	O-Ring
13:2	237-21	1	O-Ring
14	105-7948	1	Hyd Hose ASM
15	105-7945	1	Hyd Hose ASM
16	105-3347-03	1	Frame-Carrier, Front
17	328-7	4	Screw-HH

Ref	Part No.	Qty.	Description
18	3296-51	4	Nut-Lock, NI
20	105-0110	1	Lift Arm ASM No. 5
20:2	104-0015	4	Bushing-Flange
20:3	302-5	2	Fitting-Grease
20:4	106-9004	2	Bumper
20:5	3296-29	2	Nut-Lock, NI
20:6	93-6687	1	Decal-No Step
20:7	3255-8	2	Washer-Lock
21	340-92	2	Fitting-Hyd, Straight
21:1	237-78	1	O-Ring
21:2	237-21	1	O-Ring
22	33114-020	4	Screw-HH
23	3253-4	4	Washer-Lock
24	99-5621	2	Guide-Hose
25	105-9889	2	Cylinder Pin ASM
26	3296-49	2	Nut-Lock, NI
27	32121-110	2	Pin-Roll, Slotted
28	98-7974	2	Washer-Thrust
29	98-7993	2	Screw-HHF
30	3256-6	2	Washer-Flat
31	3-6781	2	Washer-Thrust
32	76-2980	2	Washer-Thrust
33	283-71	2	Pin-Lynch
34	105-7947	2	Hyd Hose ASM
35	100-1270	1	Switch-Proximity



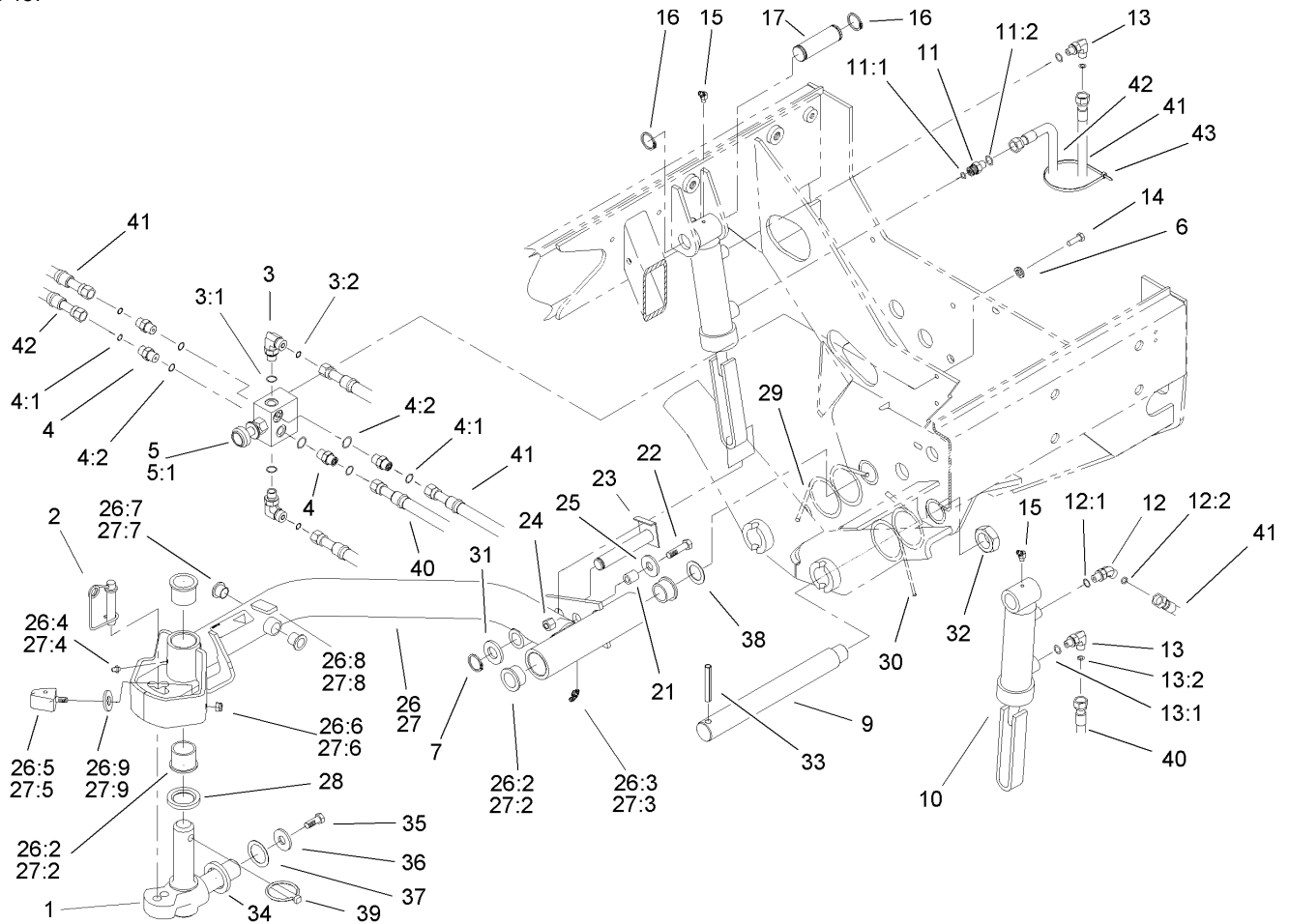
Front No. 4 and No. 5 Lift Arm Assembly (continued)

Ref	Part No.	Qty.	Description
36	99-6986	2	Cylinder-HYD
37	3290-378	2	Tie-Cable
38	98-1852	1	Gauge Bar ASM
38:2	32122-54	2	Screw-Head, Truss
38:3	32103-3	2	Nut-Wing
38:4	98-7976	1	Decal-Bar, Gauge
43	3334-945	2	Tie-Cable
44	32149-7	1	Nut-Keps
45	32128-43	1	Nut-Flange
46	105-3351	1	Bracket-Switch



Hydraulic Cylinder Assembly No. 99-6986

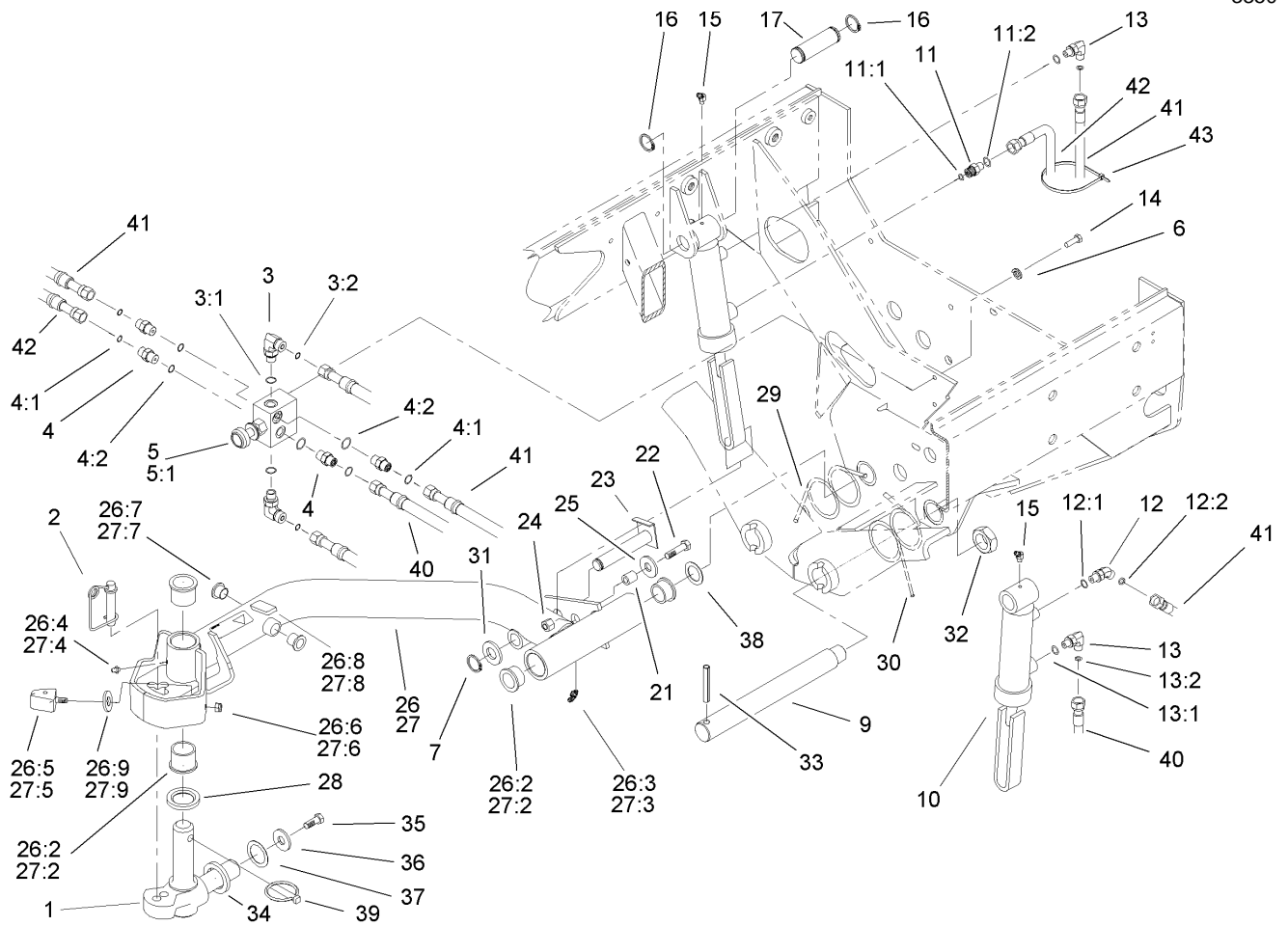
Ref	Part No.	Qty.	Description
1		1	Barrel
2	32152-10	1	Locknut
4		1	Piston
9		1	Head
11		1	Collar
12		1	Shaft W/clevis
13		1	Fitting-Grease
14	100-8023	1	Seal Repair Kit
14:1		1	Seal-Psp
14:2		1	O-Ring
14:3		1	O-Ring
14:4		1	Backup
14:5		1	Seal-Rod
14:6		1	Seal-Dust



Rear No. 2 and No. 3 Lift Arm Assembly

Ref	Part No.	Qty.	Description
1	98-1880-03	2	Knuckle-Pivot
2	99-5610	2	Pin
3	340-82	2	Adapter
3:1	237-42	1	O-Ring
3:2	237-21	1	O-Ring
4	340-1	4	Adapter
4:1	237-35	1	O-Ring
4:2	237-42	1	O-Ring
5	104-9250	1	Control-Flow
5:1	107-1800	1	Cartridge Kit
5:1:1	105-3334	1	Seal Kit
5:1:2	105-7514	1	Cartridge Knob Kit
6	3253-3	2	Washer-Lock
7	94-9974	2	Ring-Retaining
9	95-7158	2	Pin-Pivot
10	99-2550	2	Cylinder-HYD
11	340-92	1	Fitting-Hyd, Straight
11:1	237-78	1	O-Ring
11:2	237-21	1	O-Ring
12	340-103	1	Fitting-Hyd, 45 DEG
12:1	237-78	1	O-Ring
12:2	237-21	1	O-Ring
13	340-132	2	Fitting-Hyd, 90 DEG
13:1	237-78	1	O-Ring
13:2	237-21	1	O-Ring

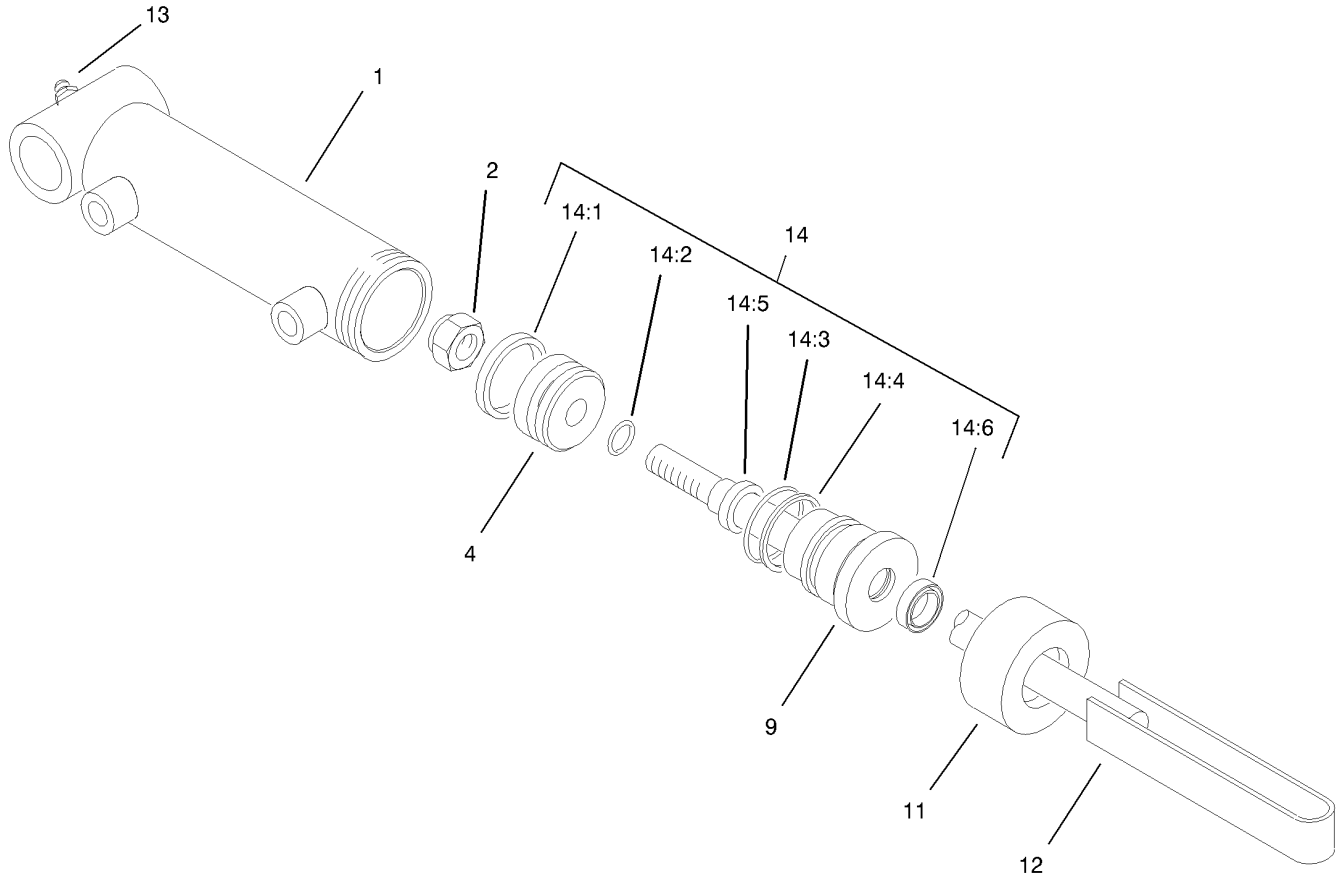
Ref	Part No.	Qty.	Description
14	321-4	2	Screw-HH
15	302-11	2	Fitting-Lube, 45 DEG
16	32151-36	4	Ring-Retaining
17	92-7548	2	Pin-Cylinder
21	82-6840	2	Spacer
22	322-7	2	Screw-HH
23	99-2560	2	Pin
24	3296-29	2	Nut-Lock, NI
25	3256-3	2	Washer-Flat
26	105-3363	1	Lift Arm ASM No. 3
26:2	104-0015	4	Bushing-Flange
26:3	302-11	1	Fitting-Lube, 45 DEG
26:4	302-5	1	Fitting-Grease
26:5	106-9004	2	Bumper
26:6	3296-29	2	Nut-Lock, NI
26:7	256-287	2	Bushing
26:8	93-6696	1	Decal
26:9	3255-8	2	Washer-Lock
27	105-3362	1	Lift Arm ASM No. 2
27:2	104-0015	4	Bushing-Flange
27:3	302-11	1	Fitting-Lube, 45 DEG
27:4	302-5	1	Fitting-Grease
27:5	106-9004	2	Bumper
27:6	3296-29	2	Nut-Lock, NI
27:7	256-287	2	Bushing



Rear No. 2 and No. 3 Lift Arm Assembly (continued)

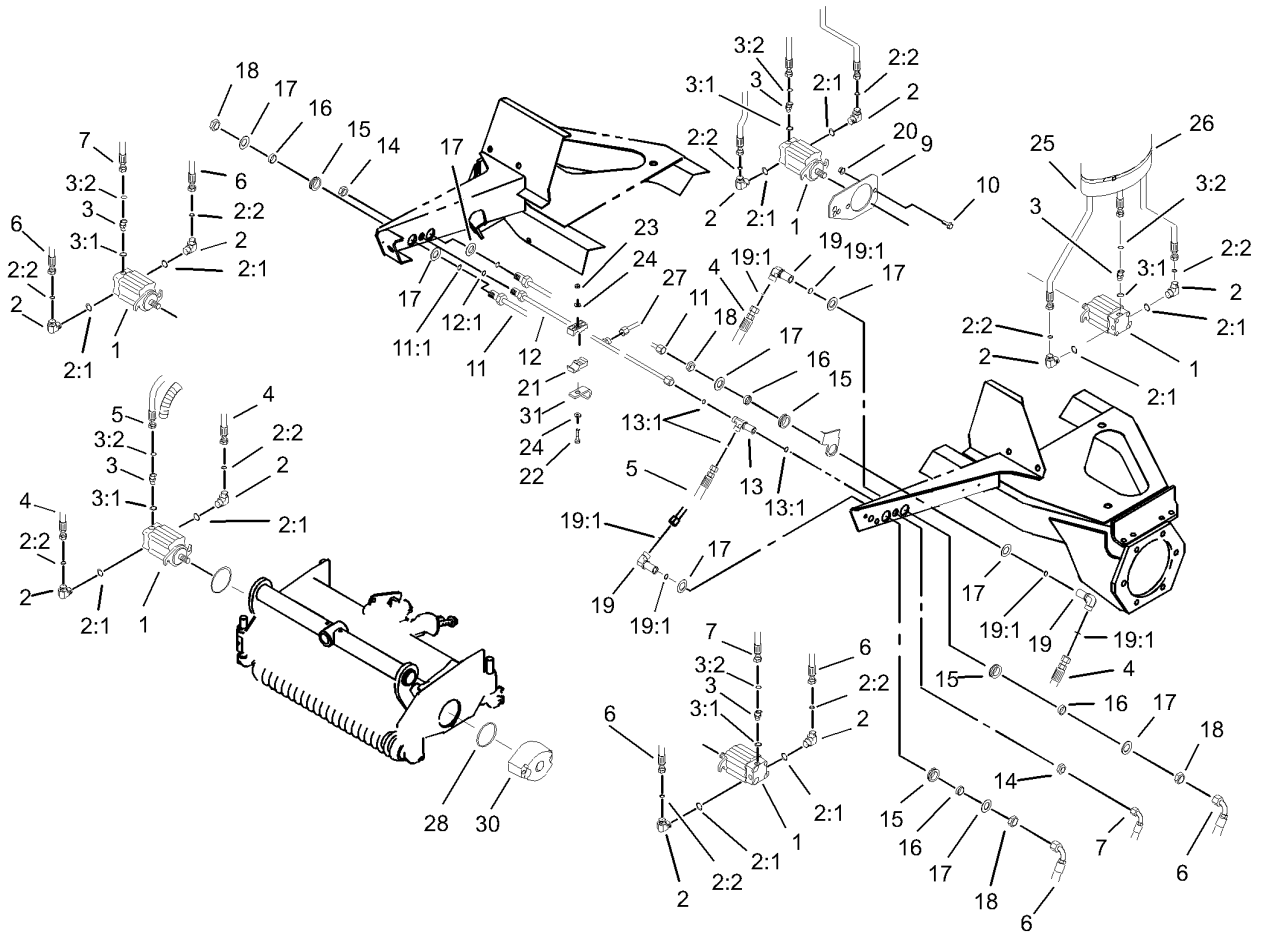
Ref	Part No.	Qty.	Description
27:8	93-6696	1	Decal
27:9	3255-8	2	Washer-Lock
28	94-8946	2	Washer-Thrust
29	99-5608	1	Spring-Torsion, RH
30	99-5609	1	Spring-Torsion, LH
31	67-6570	2	Spacer-Wheel
32	3296-49	2	Nut-Lock, NI
33	32121-110	2	Pin-Roll, Slotted
34	98-7974	2	Washer-Thrust
35	98-7993	2	Screw-HHF
36	3256-6	2	Washer-Flat
37	3-6781	2	Washer-Thrust
38	76-2980	2	Washer-Thrust
39	283-71	2	Pin-Lynch
40	105-7919	1	Hyd Hose ASM
41	105-7918	2	Hyd Hose ASM
42	105-7917	1	Hyd Hose ASM
43	3290-378	2	Tie-Cable

--	--	--	--



Hydraulic Cylinder Assembly No. 99-2550

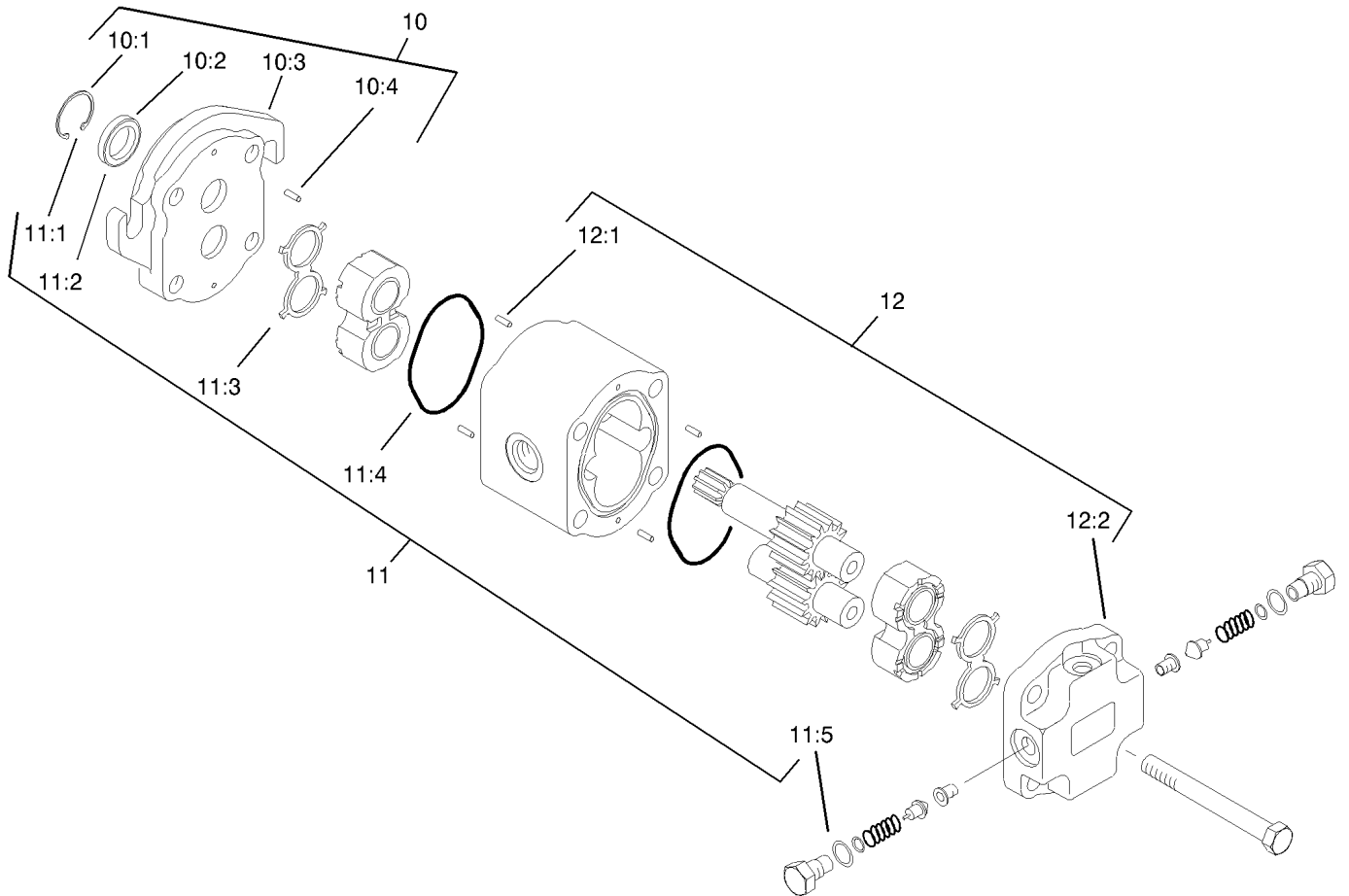
Ref	Part No.	Qty.	Description
1		1	Barrel
2	32152-10	1	Locknut
4		1	Piston
9		1	Head
11		1	Collar
12		1	Shaft And Tube
13	302-5	1	Fitting-Grease
14	100-8023	1	Seal Repair Kit
14:1		1	Seal-Psp
14:2		1	O-Ring
14:3		1	O-Ring
14:4		1	Backup
14:5		1	Seal-Rod
14:6		1	Seal-Dust



Reel Motor Assembly

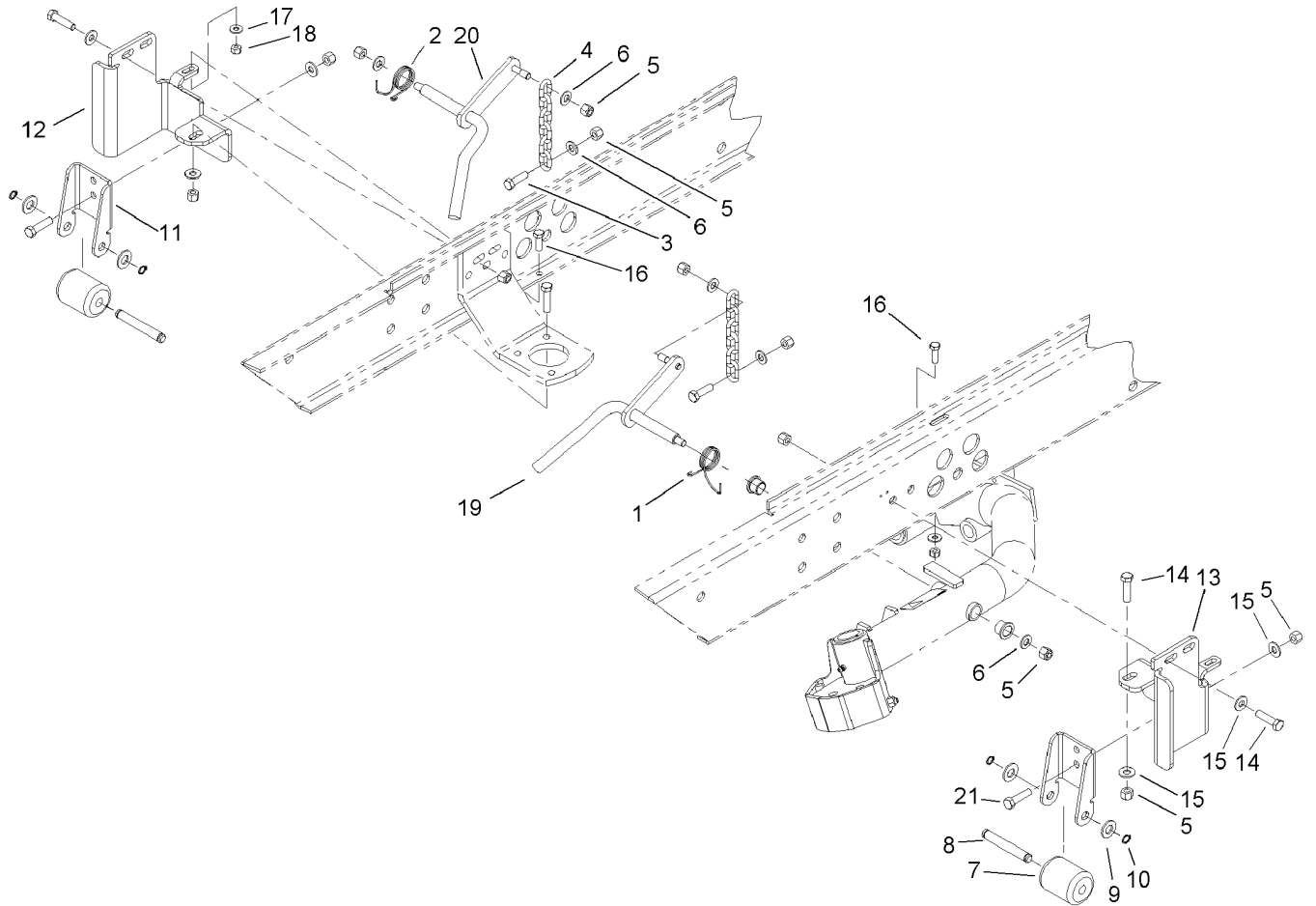
Ref	Part No.	Qty.	Description
1	98-9999	5	Motor-HYD
2	340-98	10	Fitting-Hyd, 90 DEG
2:1	237-79	1	O-Ring
2:2	237-30	1	O-Ring
3	340-92	5	Fitting-Hyd, Straight
3:1	237-78	1	O-Ring
3:2	237-21	1	O-Ring
4	105-7902	2	Hyd Hose ASM
5	92-7560	1	HYD Hose ASM
6	105-7901	4	Hyd Hose ASM
7	92-7559	2	HYD Hose ASM
10	3234-11	10	Screw-HHF
11	93-4219	1	Tube ASM
11:1	237-30	1	O-Ring
12	93-4223	1	Front Drain Tube ASM
12:1	237-22	2	O-Ring
13	340-68	1	Fitting-Tee, Bulkhead
13:1	237-22	3	O-Ring
14	340-70	2	Nut-Lock
15	240-5	5	Grommet
16	69-8960	5	Spacer
17	69-8930	10	Washer
18	340-127	5	Nut-Bulkhead
19	93-9151	2	Fitting-HYD
19:1	237-30	2	O-Ring

Ref	Part No.	Qty.	Description
20	32128-43	10	Nut-Flange
21	56-7972	4	Clamp-Tube
22	322-7	2	Screw-HH
23	3296-47	2	Nut-Lock, NI
24	3256-23	4	Washer-Flat
25	99-5617	5	Sleeve-Protective
26	3290-379	6	Tie-Cable
27	104-3730	1	Drain Tube ASM
28	93-9783	10	O-Ring
30	105-4011-03	5	Weight-End
31	2412-150	1	J-Clip



Hydraulic Motor Assembly No. 98-9999

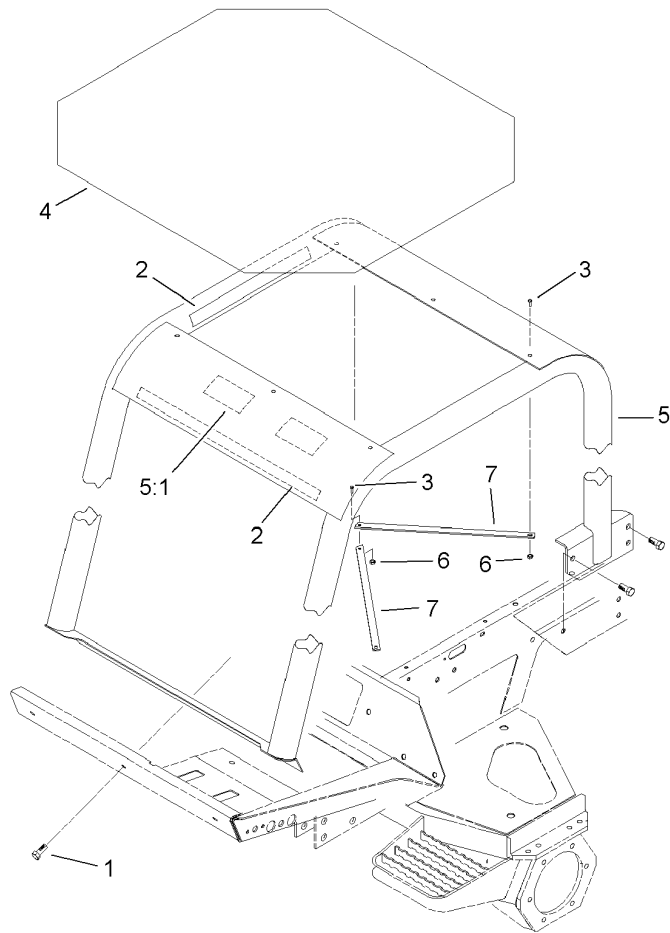
Ref	Part No.	Qty.	Description				
10	93-9152	1	Flange Kit				
●10:1		1	Ring-Retaining				
●10:2		1	Seal-Shaft				
●10:3		1	Flange				
●10:4		4	Pin-Dowel				
11	98-9997	1	Seal Kit				
●11:1		1	Ring-Retaining				
●11:2		1	Seal-Shaft				
●11:3		2	E-Seal				
●11:4		2	O-Ring				
●11:5		2	O-Ring				
12	93-9154	1	Valve Block Kit				
●12:1		4	Pin-Dowel				
●12:2		1	Block-Valve				



Rear No. 2 and No. 3 Tipper Support Assembly

Ref	Part No.	Qty.	Description
1	98-3929	1	Spring-Torsion
2	104-1805	1	Spring-Torsion, LH
3	323-7	2	Screw-HH
4	5-1096	2	Chain-Lift
5	3296-39	16	Nut-Lock, NI
6	3256-24	6	Washer-Flat
7	75-5390	2	Roller
8	75-5400	2	Pin-Roller
9	3256-26	4	Washer-Flat
10	32151-61	4	Ring-Retaining
11	100-3892-03	2	Bracket-Tipper, Rear
12	100-3866-03	1	Support-Tipper Bracket, RH
13	100-3867-03	1	Support-Tipper Bracket, LH
14	323-8	6	Screw-HH
15	3256-3	10	Washer-Flat
16	322-5	2	Screw-HH
17	3256-2	2	Washer-Flat
18	3296-29	2	Nut-Lock, NI
19	105-0126-03	1	LH Pivot Rod ASM
20	105-0127-03	1	RH Pivot Rod ASM
21	323-6	4	Screw-HH

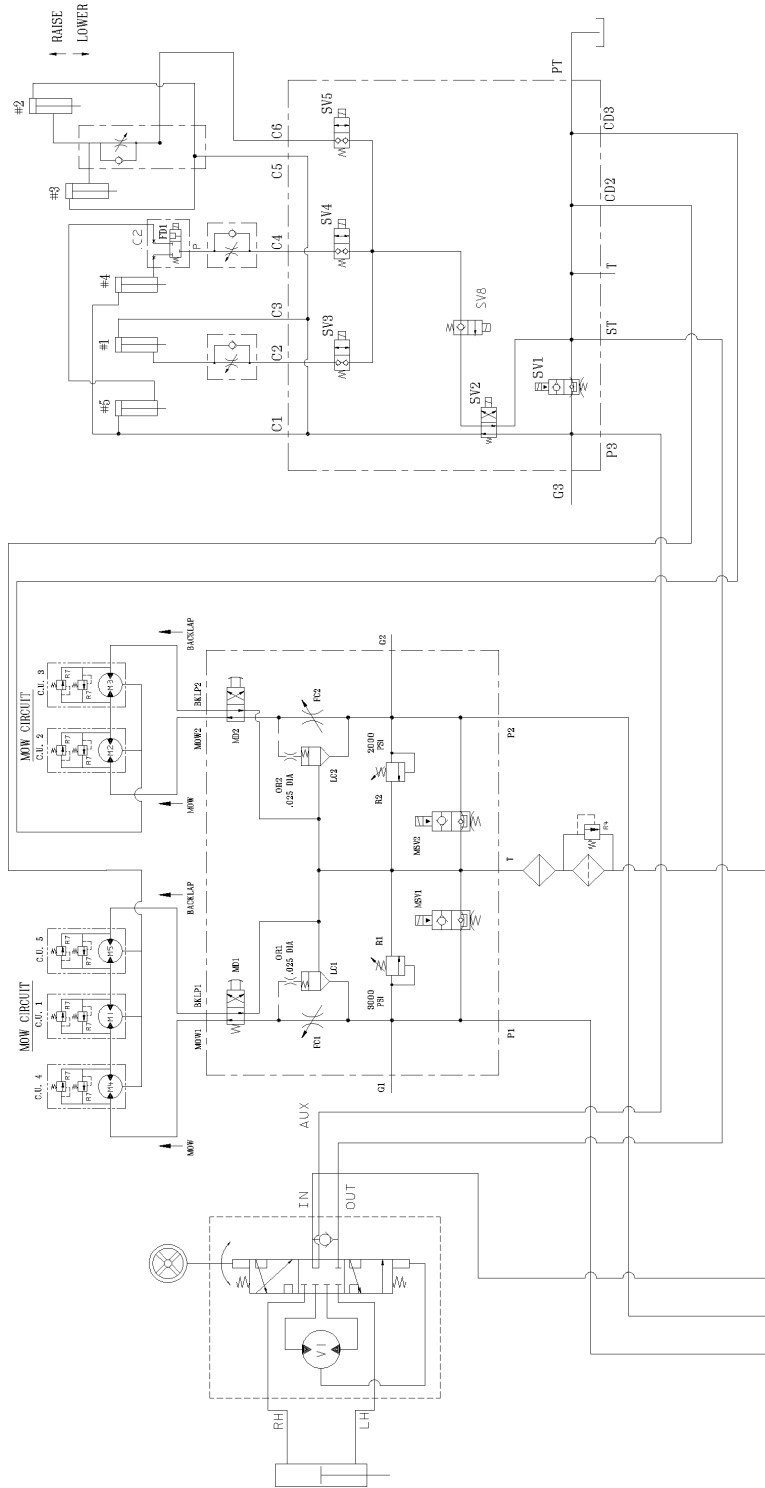
--	--	--	--



Roll-Over-Protection-System Assembly

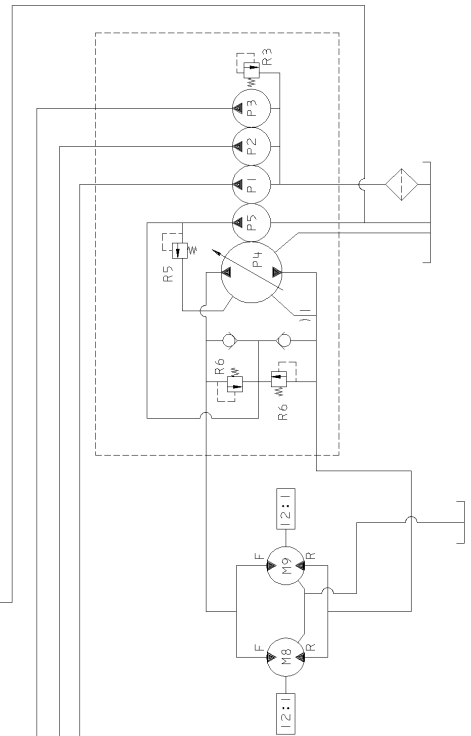
Ref	Part No.	Qty.	Description				
1	3234-38	3	Screw-HHF				
2	93-9157	4	Velcro-Hook				
3	33104-030	5	Screw-HHF				
4	93-9160	1	Cover-Rops				
5	94-2643	1	Rops ASM				
5:1	93-8050	1	Decal-Roof, Rops				
6	33024-00	5	Nut-Lock				
7	93-9159	2	Strap-Cover				

2 Wheel Drive Hydraulic Schematic (Model 03806 Only)

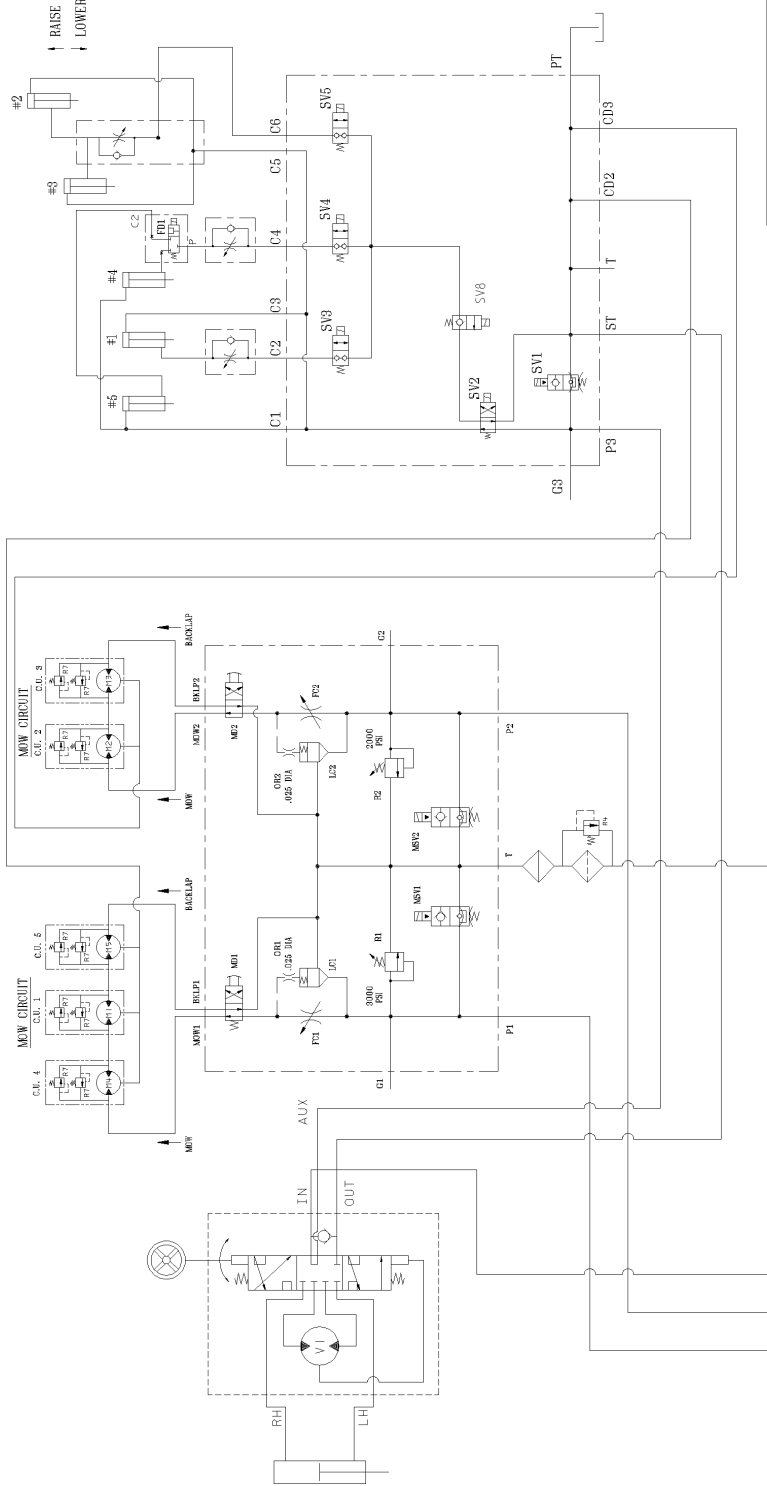


DISPLACEMENT COMPONENT	DISPLACEMENT		PRESSURE		FLOW RATE *	
	in ³ /rev	cm ³ /rev	lb/in ²	BARS	GPM	LPM
P1	.66	10.8			8.4	31.8
P2	.66	10.8			8.4	31.8
P3	.40	6.6			5.1	19.3
P4	2.48	40.6			31.6	119.5
P5	.84	13.8			10.7	40.5
M1	1.16	19				
M2	1.16	19				
M3	1.16	19				
M4	1.16	19				
M5	1.16	19				
M8	2.01	32.9				
M9	2.01	32.9				
V1	6.1	100				
R1			3000	207		
R2			2000	138		
R3			1500	104		
R4			50	3.5		
R5			250	17.2		
R6			4000	276		
R7			1500	103		

* FLOW RATE CALCULATED AT 3000 RPM AND 98% EFFICIENCY.



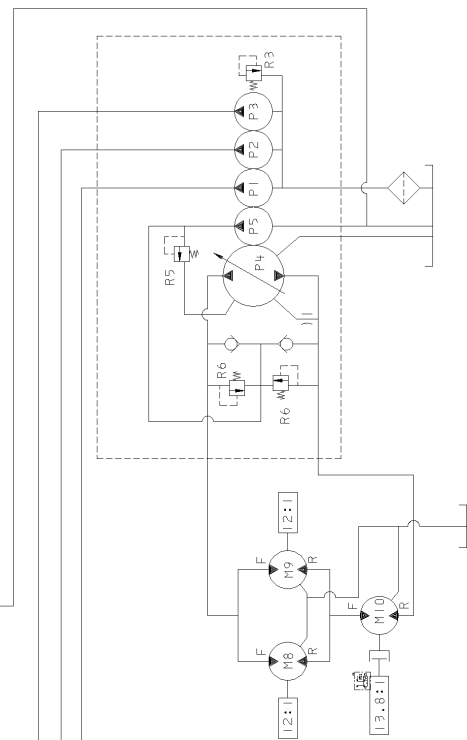
4 Wheel Drive Hydraulic Schematic (Model 03807 Only)



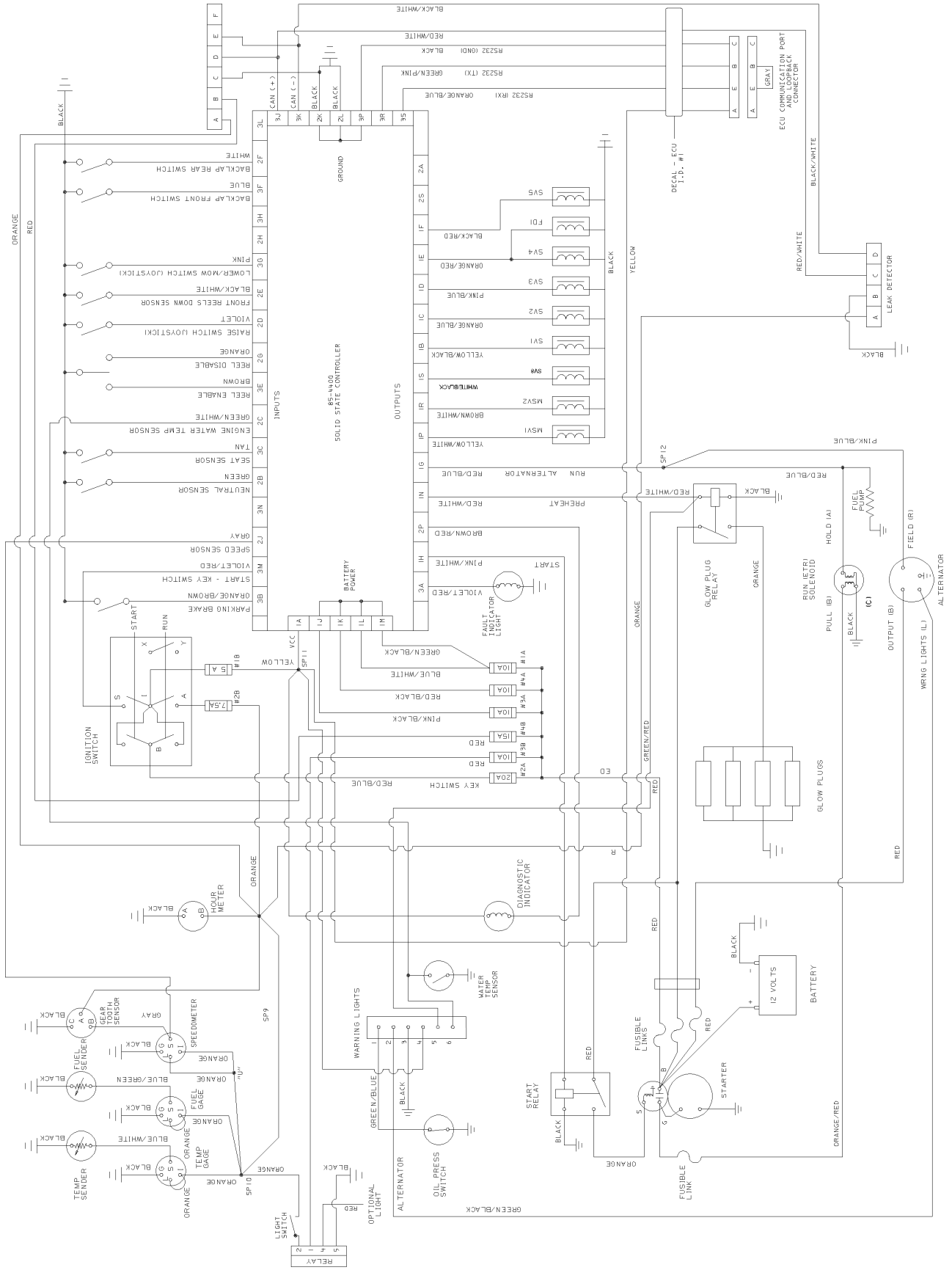
DISPLACEMENT, FLOW RATE, AND PRESSURE CHART

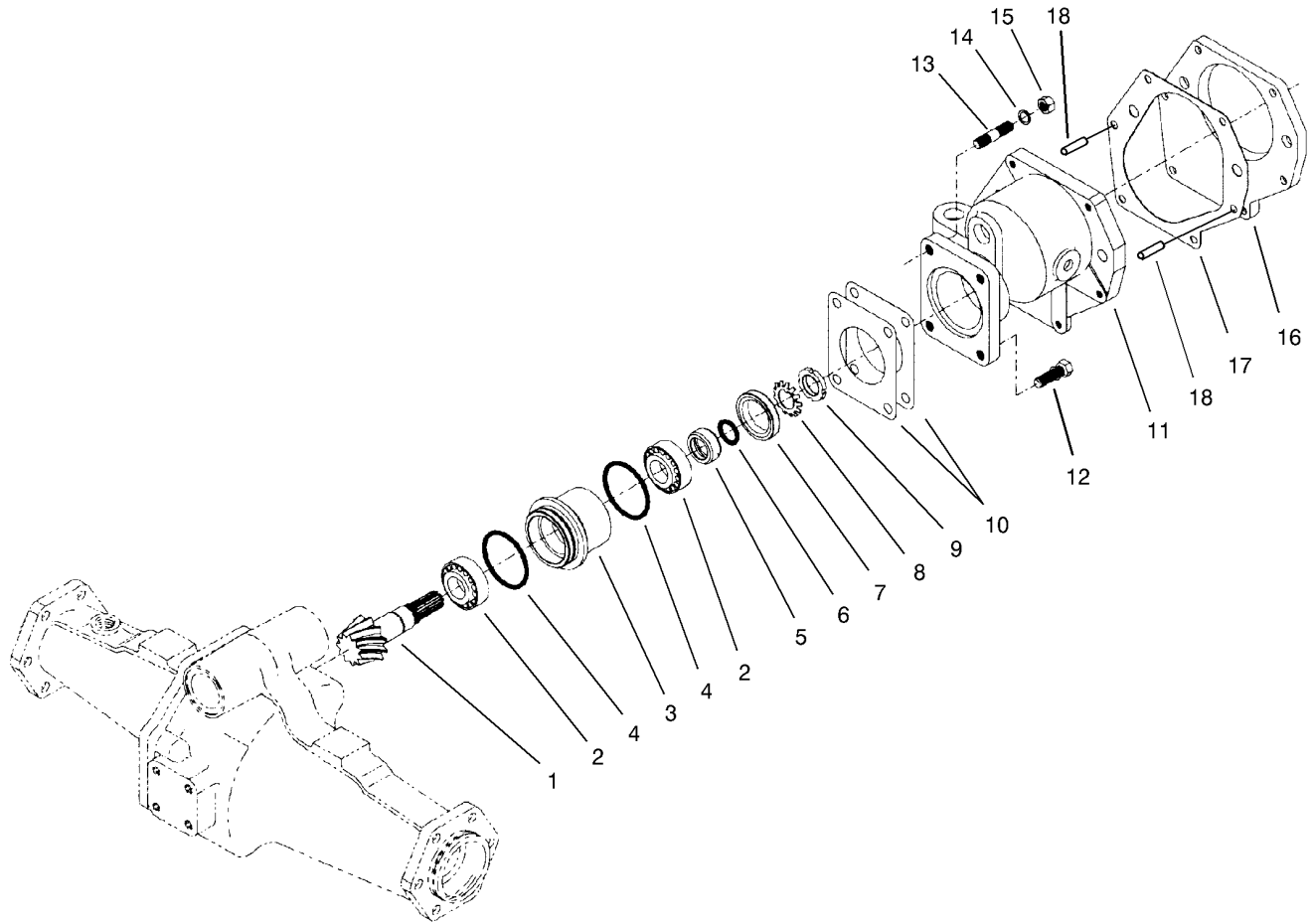
COMPONENT	DISPLACEMENT in ³ /rev cm ³ /rev	PRESSURE		FLOW RATE *	
		lbs/in ²	BARS	LPM	GPM
P1	.66	10.8		8.4	31.8
P2	.66	10.8		8.4	31.8
P3	.40	6.6		5.1	19.3
P4	2.48	40.6		31.6	119.5
P5	.84	13.8		10.7	40.5
R1	1.16	19			
R2	1.16	19			
R3	1.16	19			
R4	1.16	19			
R5	2.01	32.9			
R6	2.01	32.9			
R7	2.48	40.6			
V1	6.1	100			
R1			3000	207	
R2			2000	138	
R3			1500	104	
R4			50	3.5	
R5			250	17.2	
R6			4000	276	
R7			1500	103	

* FLOW RATE CALCULATED AT 3000 RPM AND 98% EFFICIENCY.



Electrical Schematic

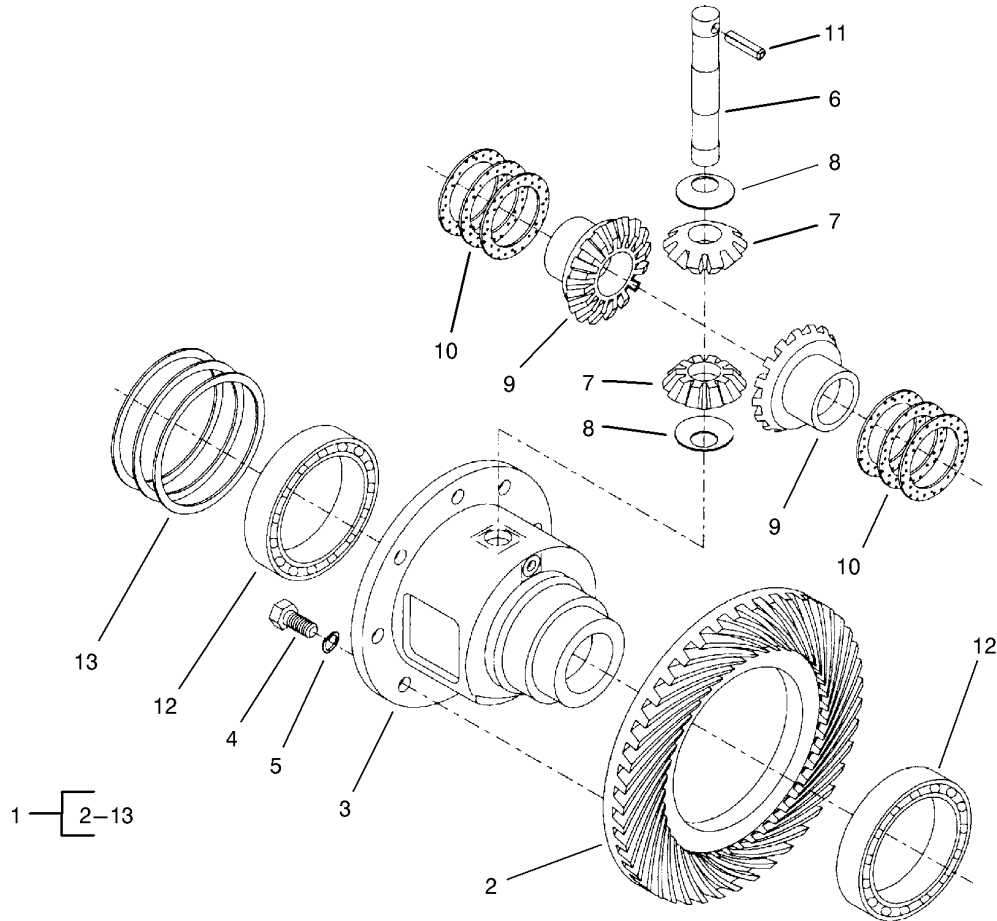




Rear Axle Assembly No. 100-3784 Bevel Pinion Shaft Assembly

Ref	Part No.	Qty.	Description
1	100-2555	1	Ring And Pinion Matched Set
2	99-7570	2	Bearing-Taper Roller
3	95-7534	1	Case-Bearing
4	99-7571	2	O-Ring
5	99-7572	1	Collar-Oil Seal
6	99-7573	1	O-Ring
7	99-7574	1	Seal-Oil
8	99-7559	1	Washer-Lock
9	99-7560	1	Nut-Lock
10	99-7550	2	Shim 0.1
10	99-7551	2	Shim 0.2
11	95-7533	1	Case-Gear
12	99-7575	2	Bolt
13	100-2556	2	Stud
14	99-7527	2	Washer-Spring
15	99-7526	2	Nut
16	95-7541	1	Plate-Cover
17	95-7540	1	Gasket
18	104-2353	2	Pin-Dowel

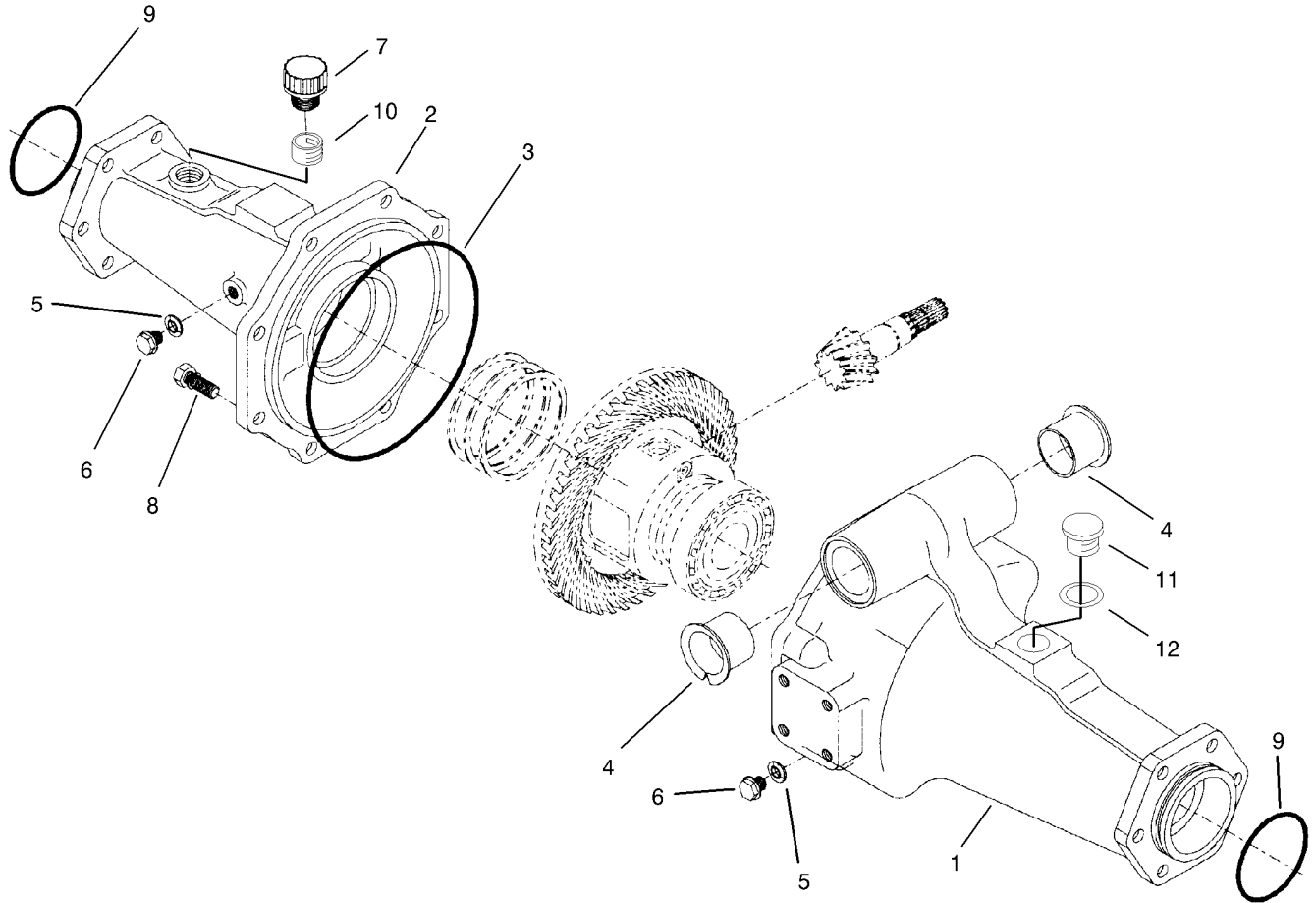
--	--	--	--



Rear Axle Assembly No. 100-3784 (Continued) Differential Assembly

Ref	Part No.	Qty.	Description
1	95-7503	1	Differential ASM
2	100-2555	1	Ring And Pinion Matched Set
3	95-7502	1	Case-Differential
4	99-7576	8	Bolt
5	99-7577	8	Washer-Spring
6	99-7578	1	Shaft-Differential
7	99-7579	2	Pinion-Differential
8	99-7580	2	Washer-Differential
9	99-7581	2	Gear-Differential
10	99-7582	2	Washer-Differential
10	99-7583	2	Washer-Differential
10	99-7584	2	Washer-Differential
11	99-7588	1	Pin-Spring
12	99-7562	2	Bearing-Ball
13	99-7585	2	Shim 0.1
13	99-7586	2	Shim 0.2
13	99-7587	2	Shim 0.4

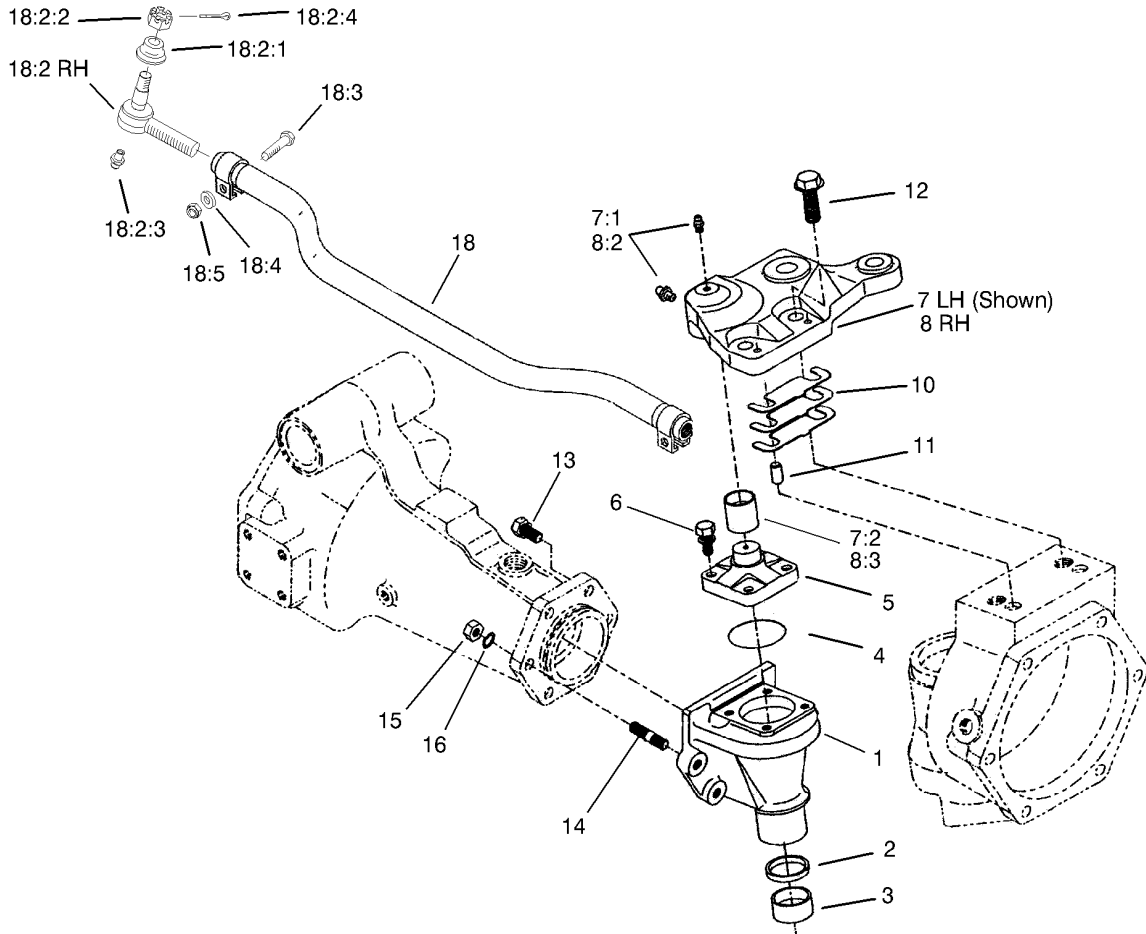
--	--	--	--



Rear Axle Assembly No. 100-3784 (Continued) Axle Support Assembly

Ref	Part No.	Qty.	Description
1	95-7508	1	Support-Axle
2	95-7506	1	Support-Axle
3	95-7507	1	O-Ring
4	95-7537	2	Bushing-Flanged
5	99-7590	2	Washer-Seal
6	99-7589	2	Plug
7	99-7591	1	Oil Plug ASM
8	99-7592	8	Bolt
9	99-7593	2	O-Ring
10	104-2377	1	Extension, Vent
11	104-8643	1	Plug
12	104-8644	1	O-Ring

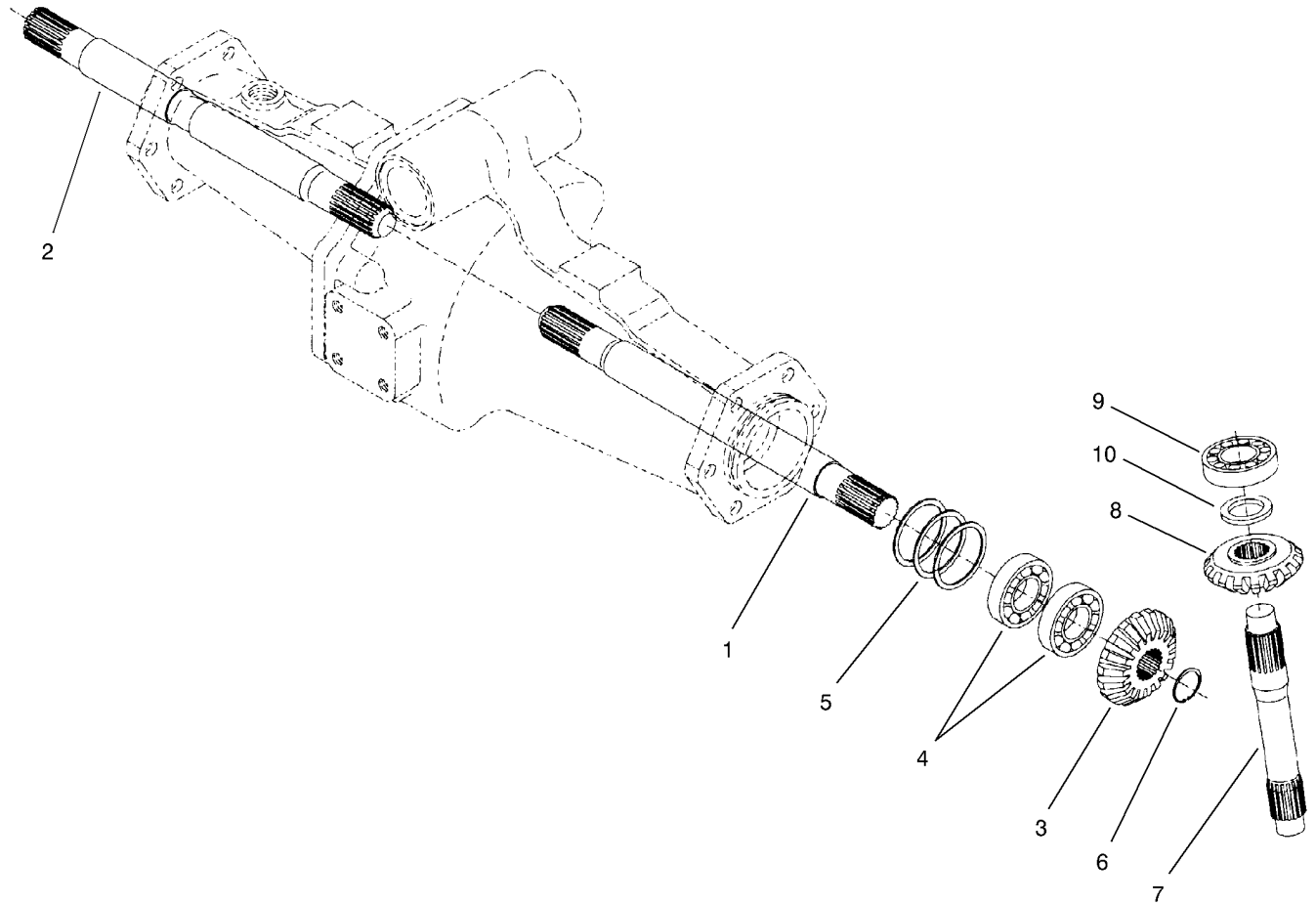
--	--	--	--



Rear Axle Assembly No. 100-3784 (Continued) Bevel Gear Case Assembly

Ref	Part No.	Qty.	Description
1	95-7538	2	Case-Gear, Bevel
2	100-2557	2	Seal-Oil
3	104-2378	2	Bushing
4	104-2372	2	O-Ring
5	104-2373	2	Knuckle
6	104-2374	8	Bolt
7	100-3768	1	LH Steering Arm ASM
7:1	302-5	2	Fitting-Grease
7:2	104-8634	1	Bushing
8	100-3766	1	RH Steering Arm ASM
8:2	302-5	2	Fitting-Grease
8:3	104-8634	1	Bushing
10	95-7547	2	Shim 0.1
10	95-7548	2	Shim 0.2
10	95-7549	2	Shim 0.4
11	99-7597	4	Pin-Dowel
12	104-2375	4	Bolt
13	99-7599	8	Bolt
14	99-7525	4	Stud
15	99-7526	4	Nut
16	99-7527	4	Washer-Spring
18	100-3762	1	Tie Rod ASM
●18:1	100-3851	1	LH Tie Rod End ASM
●18:1:1	100-3853	1	Cover-Dust
●18:1:2	100-3854	1	Nut-Castle

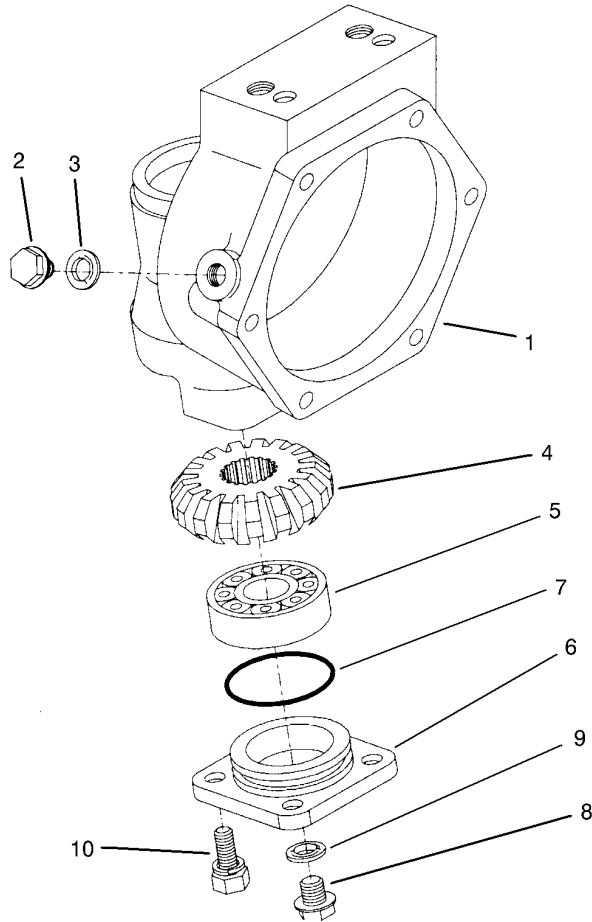
Ref	Part No.	Qty.	Description
●18:1:3	302-5	1	Fitting-Grease
●18:1:4	3272-11	1	Pin-Cotter
18:2	100-3852	1	RH Tie Rod End ASM
18:2:1	100-3853	1	Cover-Dust
18:2:2	100-3854	1	Nut-Castle
18:2:3	302-5	1	Fitting-Grease
18:2:4	3272-11	1	Pin-Cotter
18:3	100-3855	2	Bolt
18:4	99-7527	2	Washer-Spring
18:5	99-7526	2	Nut



Rear Axle Assembly No. 100-3784 (Continued) Bevel Gear Shaft Assembly

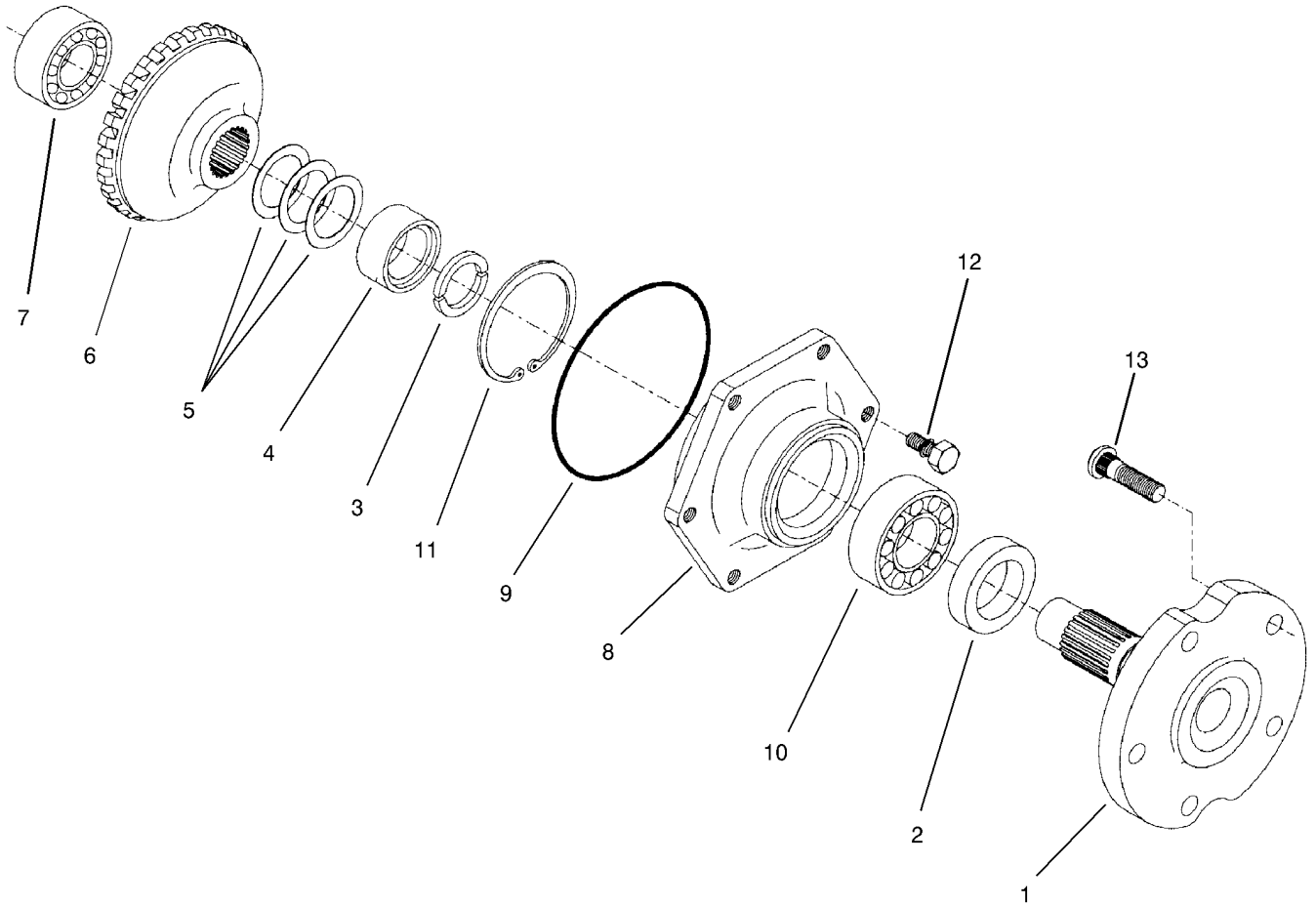
Ref	Part No.	Qty.	Description
1	95-7509	1	Shaft-Gear, Differential
2	95-7512	1	Shaft-Gear, Differential
3	95-7517	2	Gear-15 Tooth Bevel
4	99-7530	4	Bearing-Ball
5	99-7552	2	Shim 0.1
5	99-7553	2	Shim 0.2
5	99-7554	2	Shim 0.5
6	99-7531	2	Clip
7	95-7529	2	Shaft-Bevel Gear
8	95-7519	2	Gear-17 Tooth Bevel
9	99-7532	2	Bearing-Taper Roller
10	99-7558	2	Collar

--	--	--	--



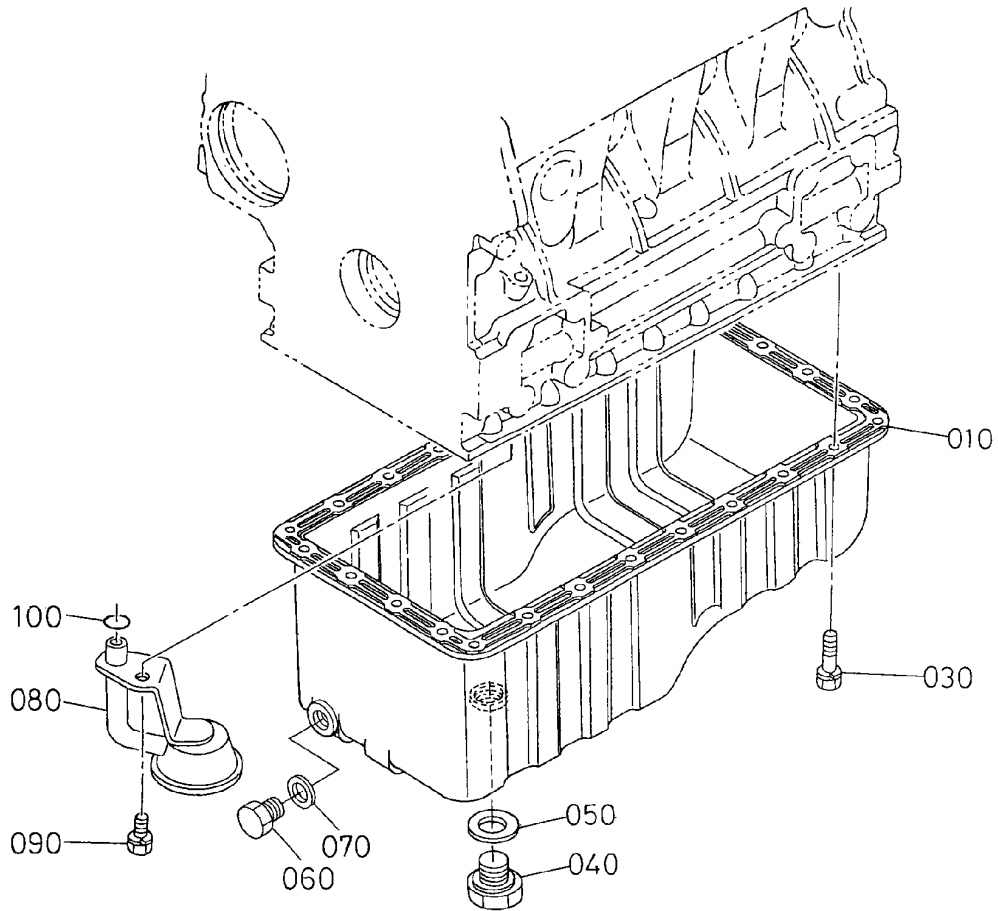
Rear Axle Assembly No. 100-3784 (Continued) Axle Case Assembly

Ref	Part No.	Qty.	Description				
1	95-7531	2	Case-Axle				
2	99-7535	2	Plug				
3	99-7536	2	Washer-Seal				
4	95-7527	2	Gear-17 Tooth Bevel				
5	99-7532	2	Bearing-Taper Roller				
6	100-2560	2	Cover				
7	100-2561	2	O-Ring				
8	99-7589	2	Plug				
9	99-7590	2	Washer-Seal				
10	100-2562	8	Bolt				



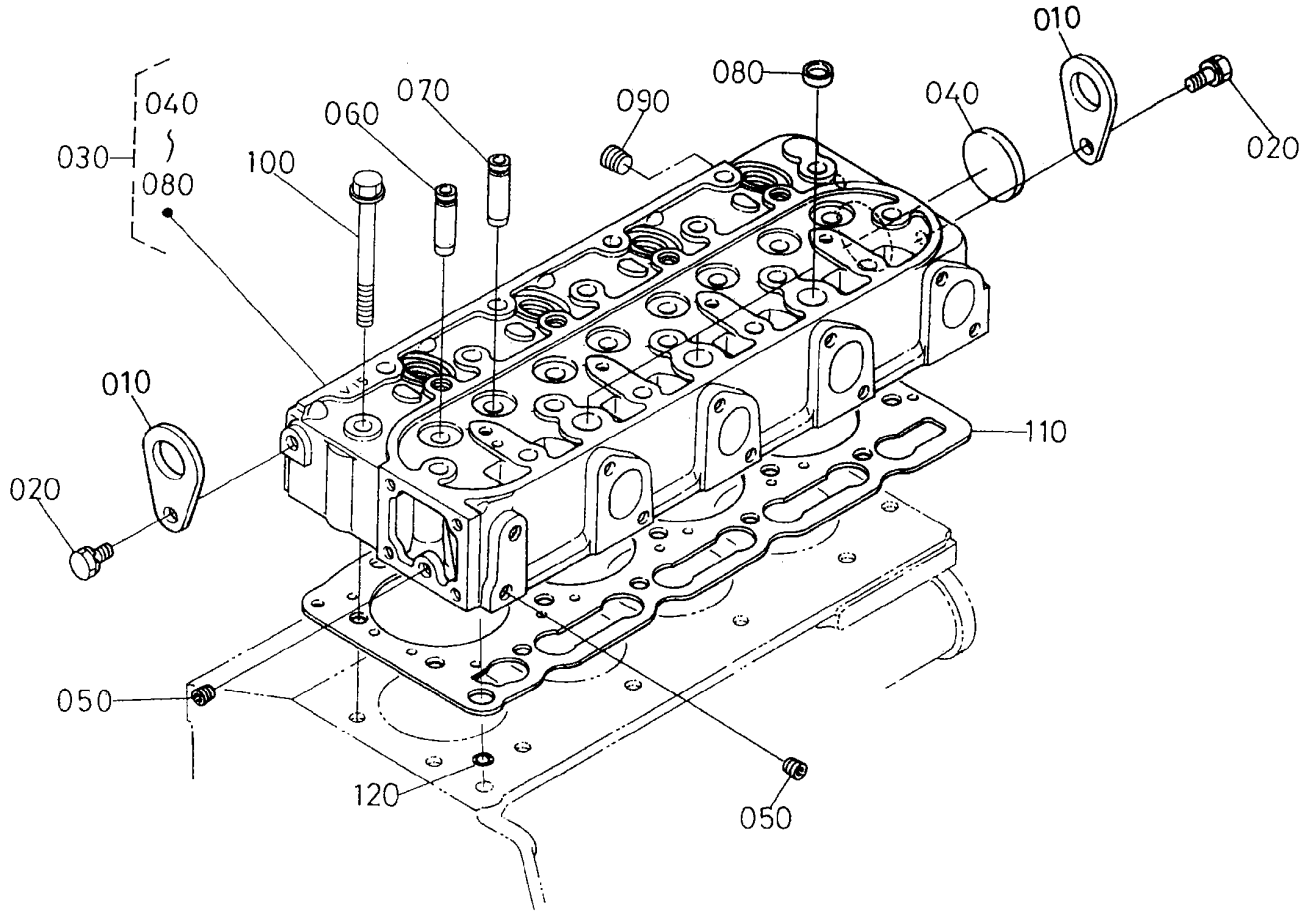
Rear Axle Assembly No. 100-3784 (Continued) Axle Assembly

Ref	Part No.	Qty.	Description
1	95-7522	2	Axle
2	99-7564	2	Seal-Oil
3	95-7544	4	Clip
4	95-7523	2	Spacer
5	99-7555	2	Shim 0.3
5	99-7556	2	Shim 0.2
5	99-7557	2	Shim 0.5
6	95-7524	2	Gear-29 Tooth Bevel
7	99-7534	2	Bearing-Ball
8	95-7521	2	Cover-Axle
9	99-7538	2	O-Ring
10	99-7561	2	Bearing-Ball
11	99-7539	2	Clip
12	99-7596	12	Bolt
13	99-7563	10	Stud



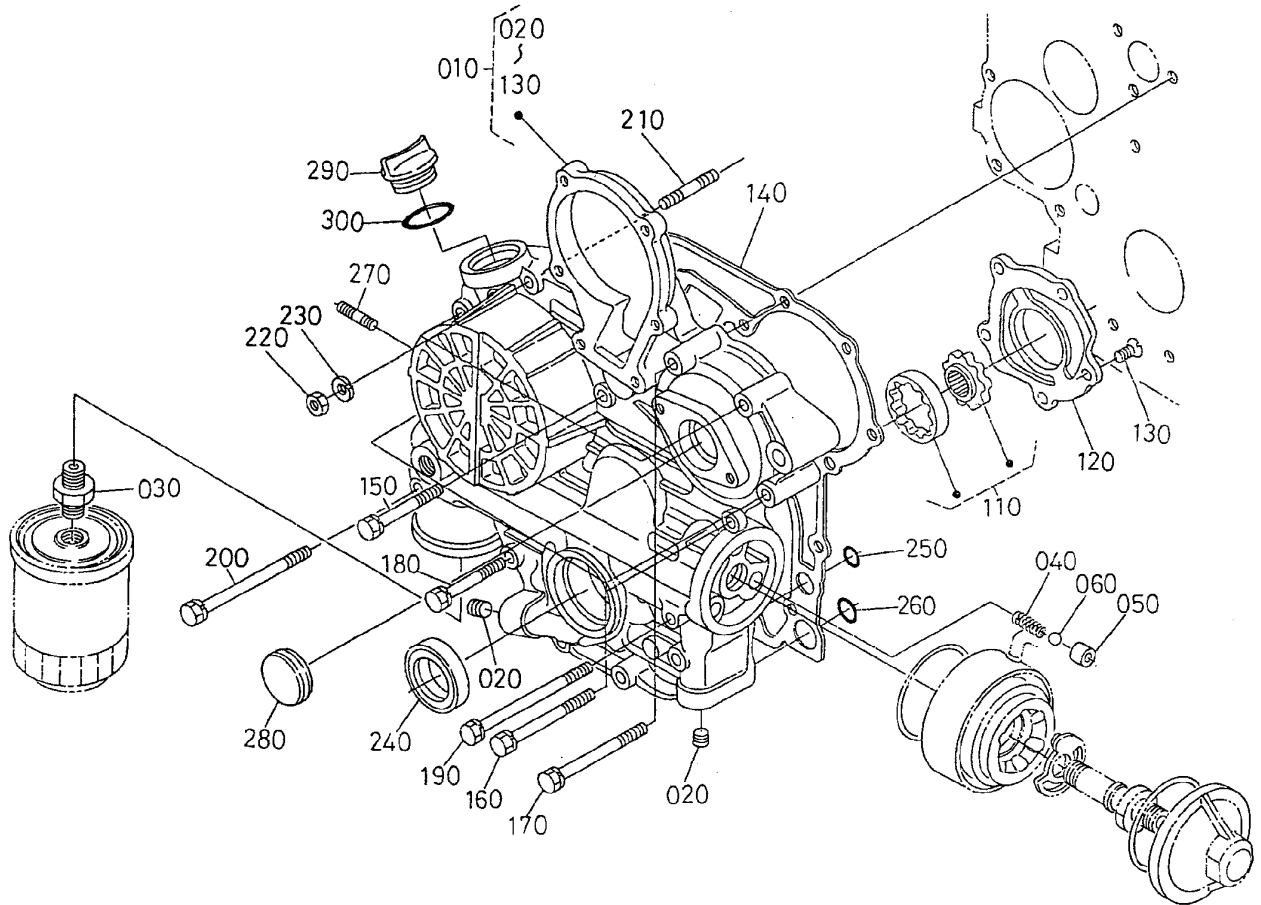
Oil Pan Assembly

Ref	Part No.	Qty.	Description				
10	105-3702	1	Pan-Oil, Complete				
30	98-9350	2	Bolt				
40	105-3703	1	Plug-Drain				
50	98-9399	1	Gasket				
60	98-9386	1	Plug				
70	98-7524	1	Gasket				
80	105-3704	1	Filter-Oil				
90	98-7526	1	Bolt				
100	105-3776	1	O-Ring				



Cylinder Head Assembly

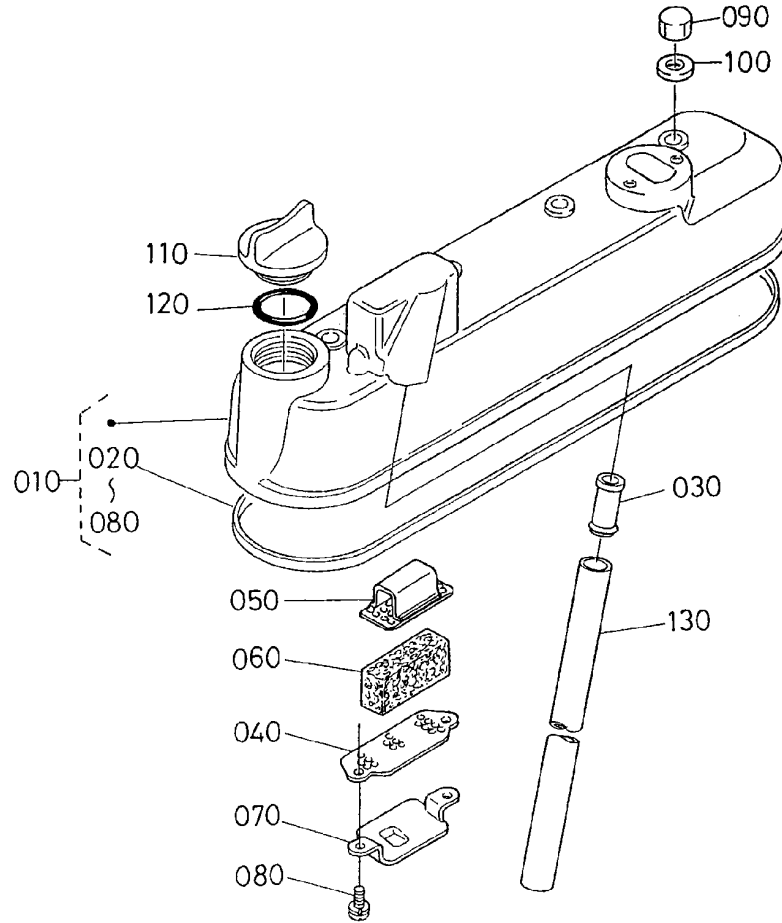
Ref	Part No.	Qty.	Description				
10	98-7531	2	Hook-Engine				
20	100-9195	2	Bolt				
30	105-3775	1	Head-Cylinder, Complete				
40	105-3705	1	Cap-Sealing				
50	98-7540	2	Cap-Sealing				
60	98-9499	4	Guide-Valve, Inlet				
70	98-9500	4	Guide-Valve, Exhaust				
80	98-9389	3	Cap-Sealing				
90	98-9444	1	Plug				
100	98-9479	1	Bolt-Head, Cylinder				
110	105-3706	1	Gasket-Head, Cylinder				
120	98-7509	1	O-Ring				



Gear Case Assembly

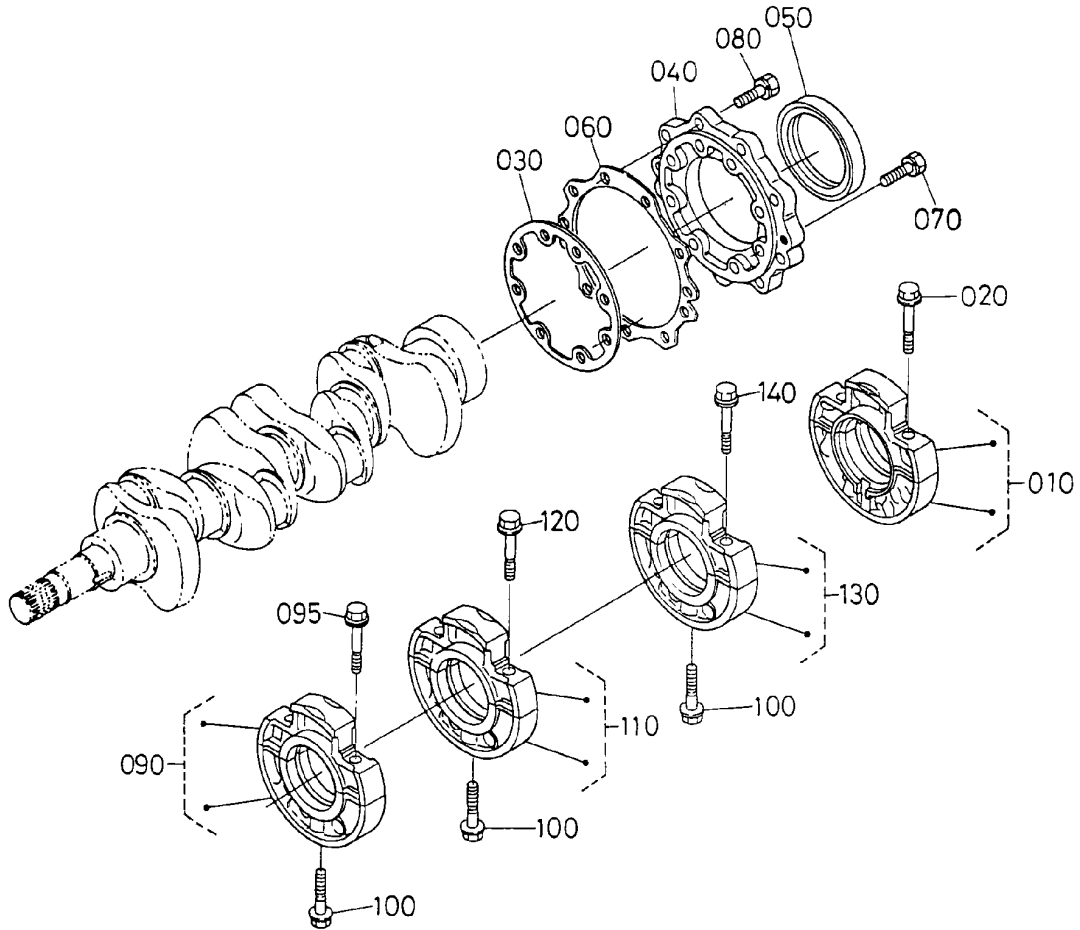
Ref	Part No.	Qty.	Description
10	105-3707	1	Case-Gear, Complete
20	98-9598	5	Plug
30	98-9388	1	Joint-Pipe
40	98-9544	1	Spring
50	98-9543	1	Seat-Valve
60	98-9380	1	Ball
110	98-9540	1	Oil Pump Rotor ASM
120	105-3708	1	Cover-Pump, Oil
130	98-9592	5	Screw
140	98-9633	1	Gasket-Case, Gear
150	98-7496	3	Bolt
160	105-3797	4	Bolt
170	98-9356	2	Bolt
180	98-9437	1	Bolt
190	98-9586	2	Bolt
200	99-3511	1	Bolt
210	105-3709	1	Stud
220	98-7572	1	Nut
230	98-7699	1	Washer-Spring
240	98-9482	1	Seal-Oil
250	98-9372	2	O-Ring
260	105-3777	1	O-Ring
270	105-3710	2	Stud
280	98-9641	1	Cover
290	98-9449	1	Plug-Filler, Oil

Ref	Part No.	Qty.	Description
300	99-3446	1	O-Ring



Head Cover Assembly

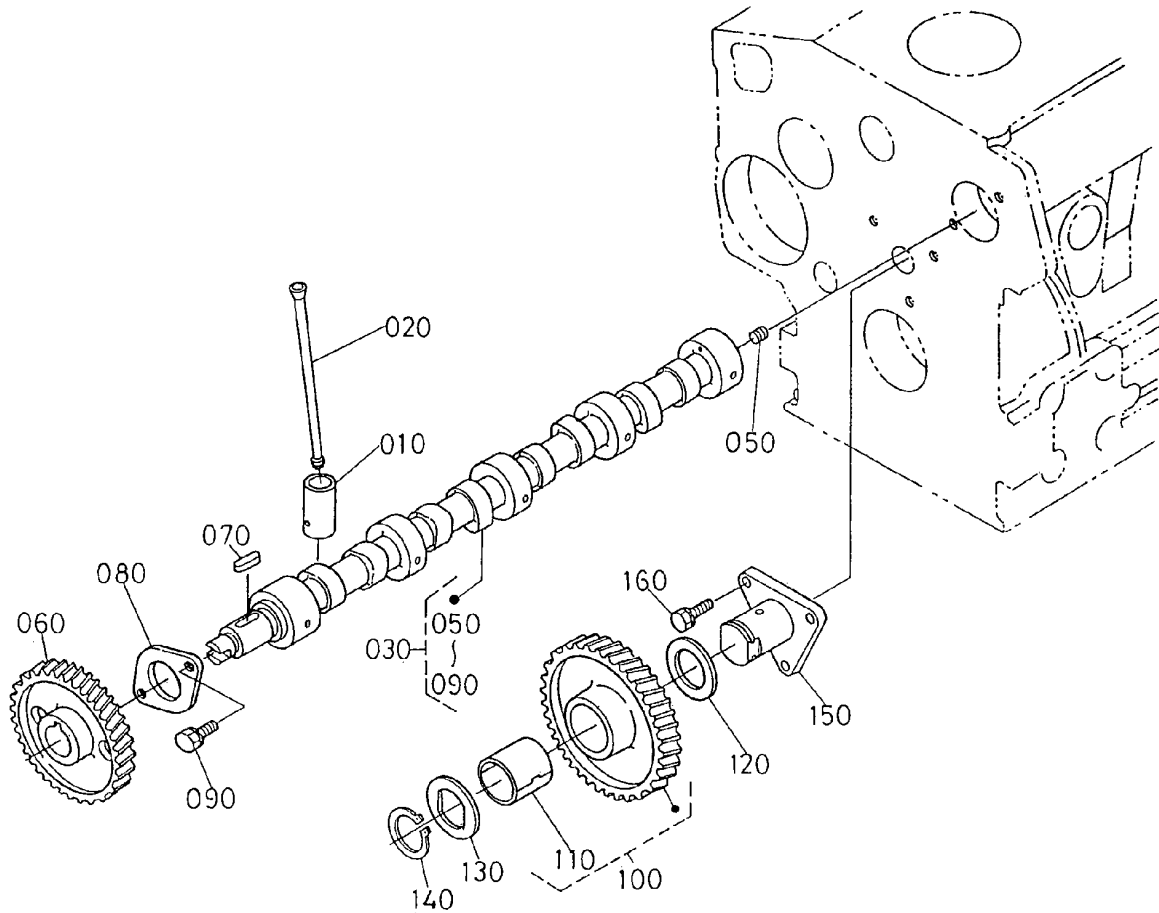
Ref	Part No.	Qty.	Description
10	105-3711	1	Cylinder Head Cover ASM
20	105-3712	1	Gasket-Cover, Head
30	98-9492	1	Joint-Pipe, Breather
40	98-9488	1	Plate-Element, Breather
50	98-9489	1	Plate-Element, Breather
60	98-9493	1	Element-Breather
70	98-9490	1	Shield-Oil, Breather
80	98-7421	2	Screw-W/washer
90	98-9455	4	Nut-Cap
100	98-9454	4	Gasket
110	98-9449	1	Plug-Filler, Oil
120	99-3446	1	O-Ring
130	98-9491	1	Pipe-Breather



Main Bearing Assembly

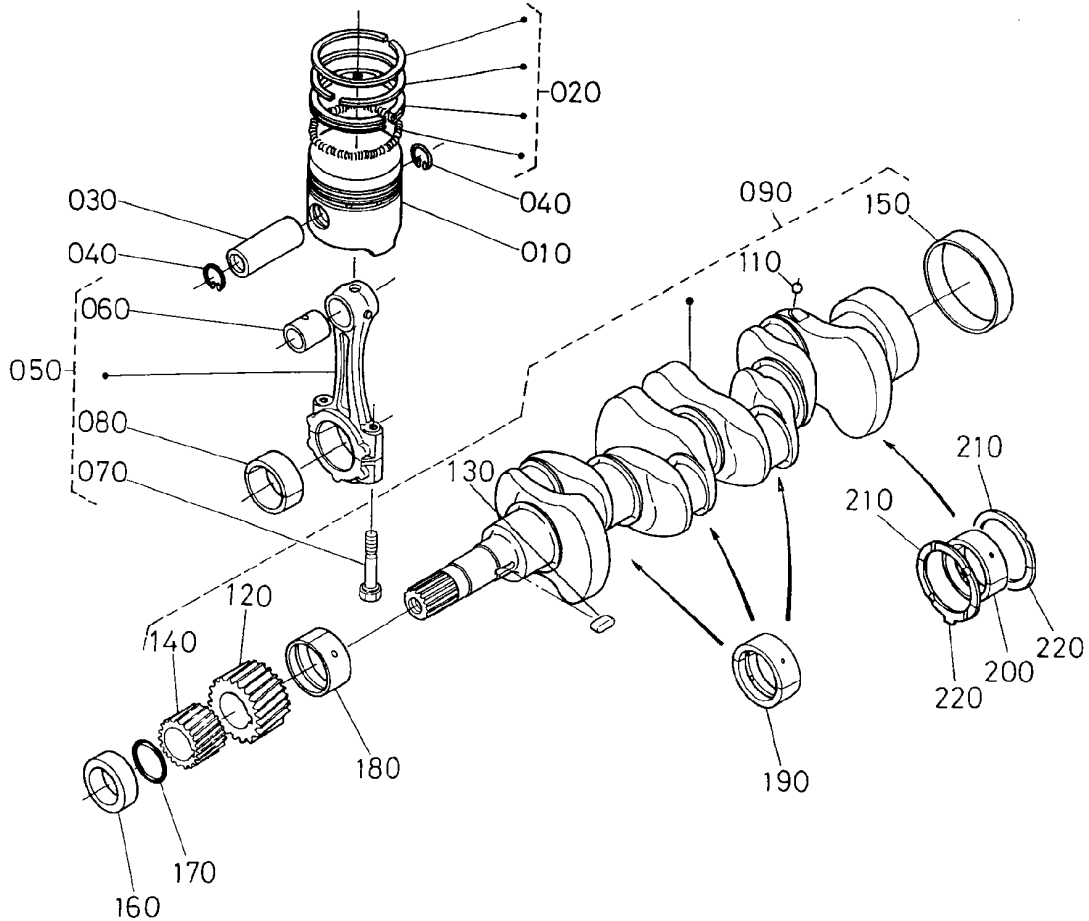
Ref	Part No.	Qty.	Description
10	98-9480	1	Main Bearing Case ASM
20	98-9484	2	Bolt-Case, Bearing
30	98-9634	1	Gasket-Case, Bearing
40	98-9487	1	Cover-Case, Bearing
50	98-9483	1	Seal-Oil
60	98-9635	1	Gasket-Cover, Bearing Case
70	98-9352	8	Bolt
80	98-7568	9	Bolt
90	99-8361	1	Case-Bearing, Main
95	98-9484	2	Bolt-Case, Bearing
100	98-9485	3	Bolt-Case, Bearing
110	99-8360	1	Case-Bearing, Main
120	98-9484	2	Bolt-Case, Bearing
130	105-3716	1	Main Bearing Case ASM
140	98-9484	2	Bolt-Case, Bearing

--	--	--	--



Camshaft and Idle Gear Shaft Assembly

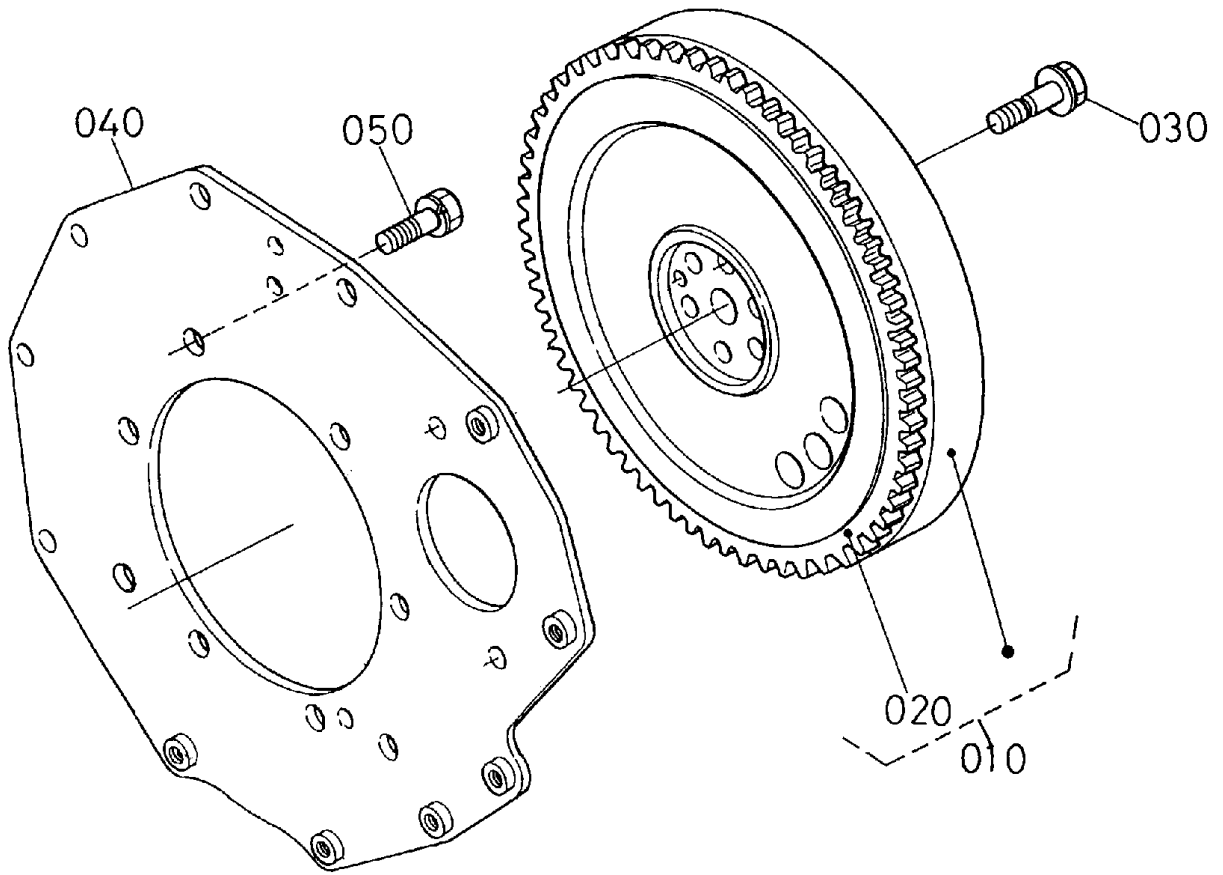
Ref	Part No.	Qty.	Description
10	98-9616	8	Tappet
20	98-9509	8	Rod-Push
30	105-3717	1	Camshaft ASM
50	98-7449	1	Screw-Set
60	98-9512	1	Gear-Cam
70	98-9378	1	Key-Feather
80	98-9510	1	Stopper-Camshaft
90	98-9351	2	Bolt
100	98-9649	1	Idle Gear ASM
110	98-9650	1	Bushing-Gear, Idle
120	98-9535	1	Collar-Gear, Idle
130	98-9536	1	Collar-Gear, Idle
140	98-9534	1	Clip-Circular, Idle Gear
150	98-9533	1	Shaft-Gear, Idle
160	98-7692	3	Bolt



Piston and Crankshaft Assembly

Ref	Part No.	Qty.	Description
10	98-9550	4	Piston (Std)
20	98-9551	4	Piston Ring ASM (Std)
20	98-9619	4	Piston Ring ASM (0.5mm)
30	98-9513	4	Pin-Piston
40	98-9514	8	Clip-Circular, Piston Pin
50	98-9552	4	Connecting Rod ASM
60	98-9515	4	Bushing-Pin, Piston
70	98-9517	8	Bolt-Rod, Connecting
80	98-9519	4	Bearing-Rod (0.2mm)
80	98-9520	4	Bearing-Rod (0.4mm)
80	98-9553	4	Bearing-Rod (Std)
90	105-3718	1	Crankshaft-Complete
110	98-7473	4	Ball
120	98-9532	1	Gear-Crankshaft
130	98-9666	1	Key
140	98-9542	1	Gear-Drive, Oil Pump
150	98-9522	1	Sleeve-Crankshaft
160	98-9521	1	Collar-Crankshaft
170	98-9373	1	O-Ring
180	98-9554	1	Bearing-Main (Std)
180	98-9528	1	Bearing-Main (0.2mm)
180	98-9529	1	Bearing-Main (0.4mm)
190	98-9524	3	Metal-Crankshaft (Std Set)
190	98-9530	3	Bearing-Main (0.2mm)
190	98-9531	3	Bearing-Main (0.4mm)

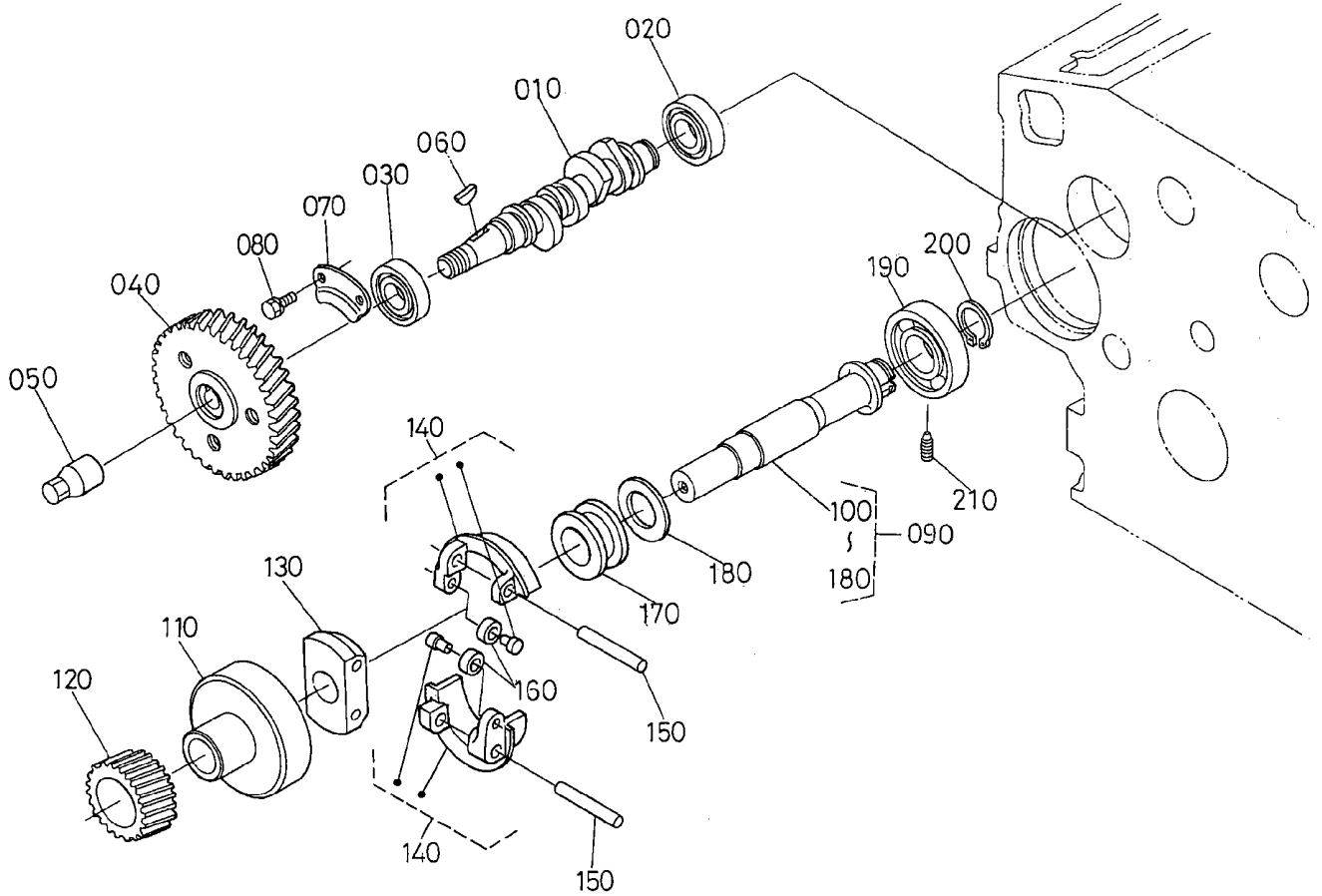
Ref	Part No.	Qty.	Description
200	98-9556	1	Bearing-Main (Std)
200	105-3719	1	Metal-Crankshaft (.2mm)
200	105-3720	1	Metal-Crankshaft (.4mm)
210	99-6864	2	Metal-Side (Std)
210	98-9414	2	Bearing-Thrust (0.2mm)
210	98-9415	2	Bearing-Thrust (0.4mm)
220	99-6867	2	Metal-Side (Std)
220	99-6868	2	Metal-Side, O/s (0.2mm)
220	99-6869	2	Metal-Side, O/s (0.4mm)



Fywheel Assembly

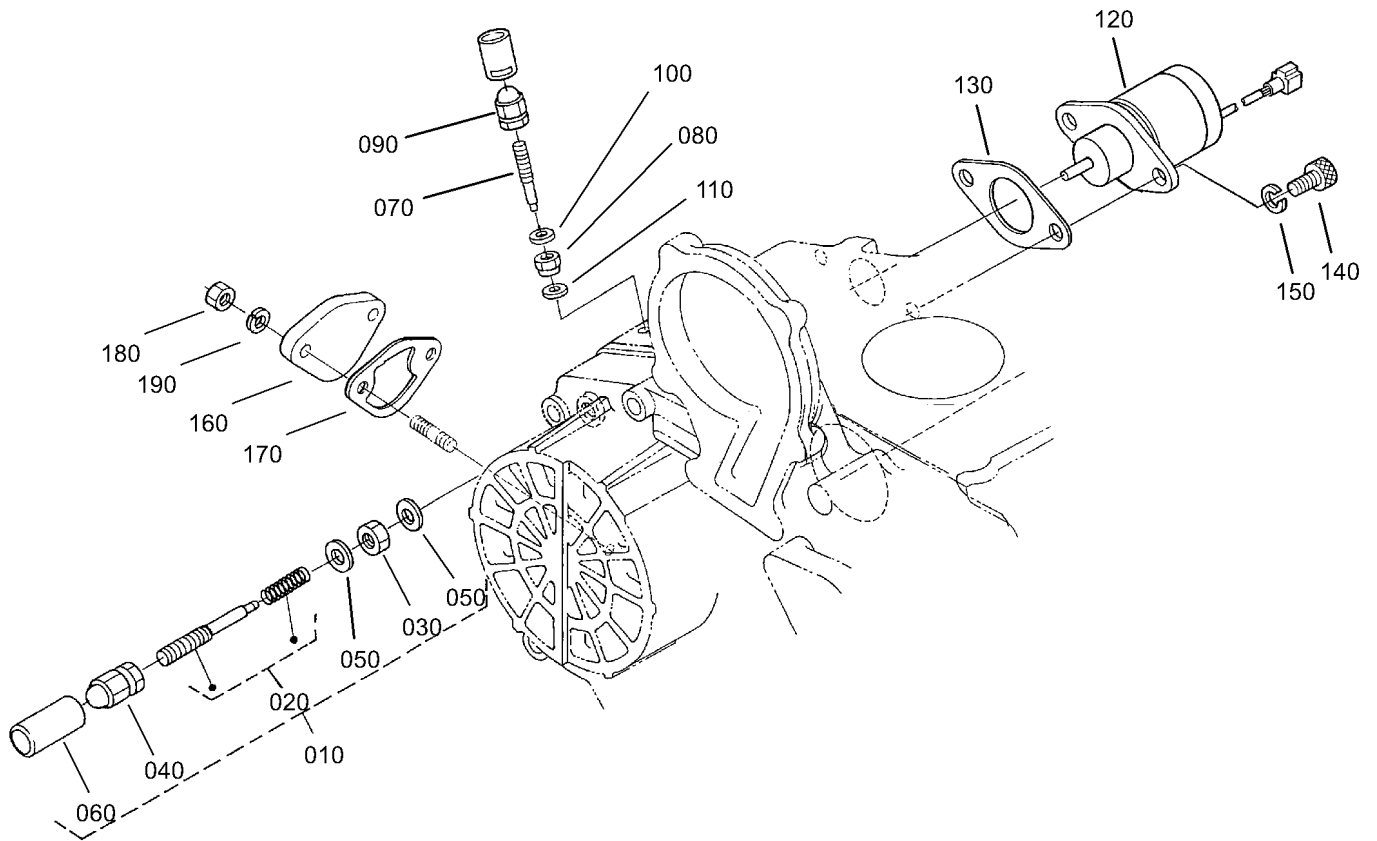
Ref	Part No.	Qty.	Description
10	105-3721	1	Flywheel-Complete
20	105-3722	1	Gear-Ring
30	98-9537	6	Bolt-Flywheel
40	98-9486	1	Plate-End, Rear
50	98-9392	8	Bolt

--	--	--	--



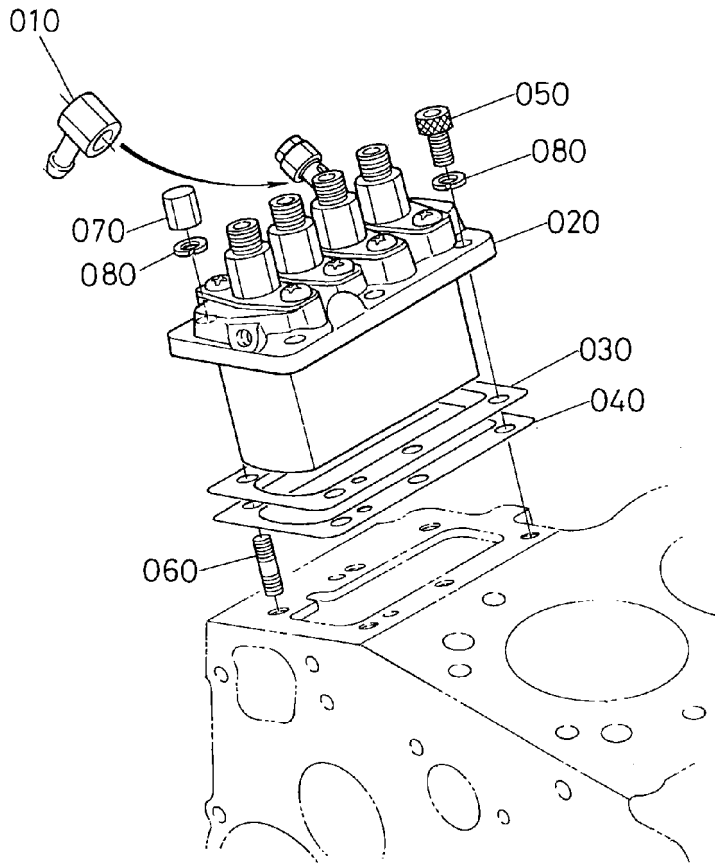
Fuel Camshaft and Governor Shaft Assembly

Ref	Part No.	Qty.	Description				
10	105-3723	1	Camshaft-Fuel				
20	98-9382	1	Bearing-Ball				
30	98-9383	1	Bearing-Ball				
40	98-9669	1	Gear-Pump, Injection				
50	98-9590	1	Nut-Cap				
60	98-9595	1	Key-Woodruff				
70	98-9511	1	Stopper-Fuel, Camshaft				
80	98-9350	2	Bolt				
90	105-3724	1	Governor Shaft ASM				
100	105-3725	1	Shaft, Governor				
110	98-9562	1	Holder-Gear, Governor				
120	98-9673	1	Gear-Governor				
130	98-9561	1	Holder-Weight, Governor				
140	98-9559	2	Governor Weight ASM				
150	98-9560	2	Shaft-Weight, Governor				
160	98-9692	2	Roller				
170	98-9563	1	Sleeve-Governor				
180	98-9564	1	Washer-Thrust				
190	98-9381	1	Bearing-Ball				
200	98-9657	1	Clip-Circular, Governor Shaft				
210	98-9565	1	Screw-Set				



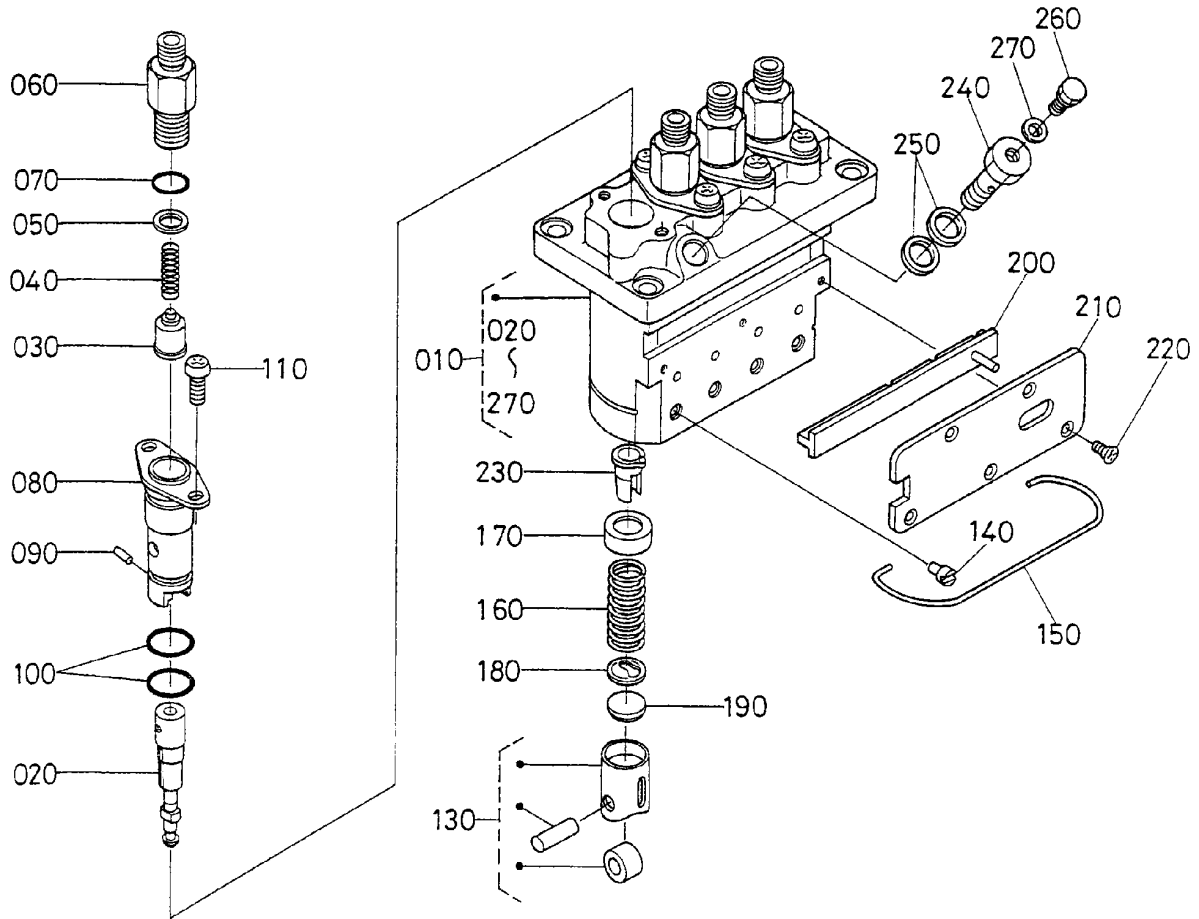
Idle Apparatus, Stop Solenoid and Cover Assembly

Ref	Part No.	Qty.	Description
10	105-3726	1	Idle Apparatus ASM
20	98-9679	1	Adjusting Bolt ASM
30	98-9439	1	Nut
40	105-3798	1	Nut
50	98-7654	2	Gasket
60	98-7656	1	Cap
70	98-9557	1	Bolt-Adjusting
80	99-3512	1	Nut
90	105-3798	1	Nut
100	98-7654	1	Gasket
110	99-8389	1	Gasket
120	104-5155	1	Solenoid-Stop
130	98-9683	1	Gasket-Cover, Solenoid
140	105-3799	2	Bolt-HSH
150	98-7699	2	Washer-Spring
160	99-3514	1	Cover
170	98-9636	1	Gasket-Pump, Fuel
180	98-7572	2	Nut
190	98-7699	2	Washer-Spring



Injection Pump Assembly

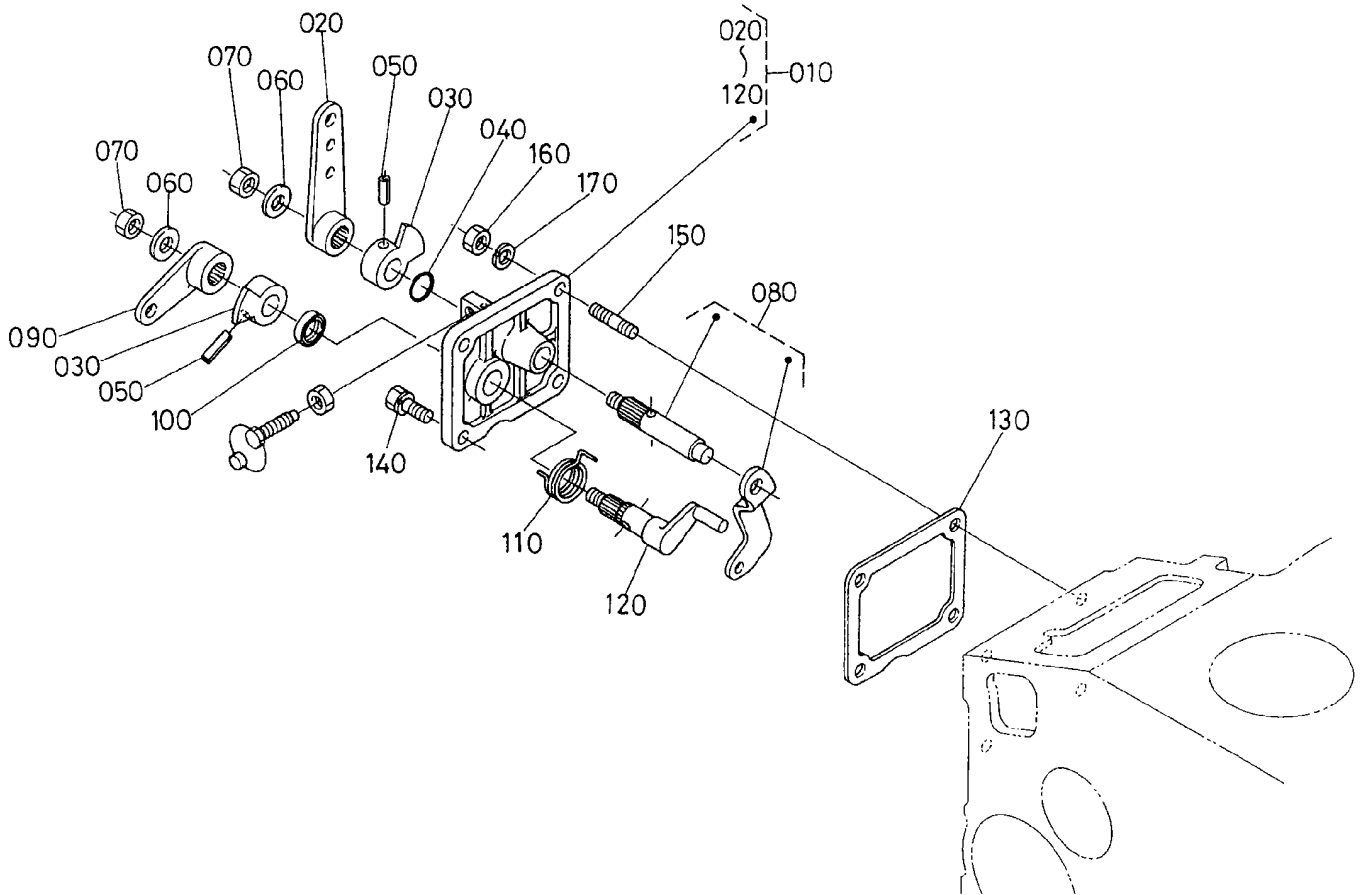
Ref	Part No.	Qty.	Description				
10	98-9596	1	Joint-Eye				
20	105-3727	1	Injection Pump ASM				
30	105-3728	1	Shim-Pump, Injection (.20mm)				
30	105-3729	1	Shim-Pump, Injection (.25mm)				
40	105-3730	1	Shim-Pump, Injection (.30mm)				
50	98-9361	3	Bolt-HSH				
60	98-9438	3	Stud				
70	98-9440	3	Nut-Cap				
80	98-7699	6	Washer-Spring				



Injection Pump Component Assembly

Ref	Part No.	Qty.	Description
10	105-3727	1	Injection Pump ASM
20	98-9462	4	Element-Pump
30	98-9421	4	Valve-Delivery
40	98-9424	4	Spring-Valve, Delivery
50	98-9425	4	Gasket-Valve, Delivery
60	98-9652	4	Holder-Valve, Delivery
70	98-9447	4	O-Ring
80	98-9434	4	Flange-Sleeve
90	98-9443	4	Pin-Joint
100	98-9423	8	O-Ring
110	105-2892	8	Screw
130	98-9422	4	Tappet ASM
140	98-9426	4	Pin-Guide, Tappet
150	105-3732	1	Pin-Clamp
160	98-9428	4	Spring-Plunger
170	98-9427	4	Seat-Spring, Upper
180	98-9429	4	Seat-Spring, Lower
190	98-9433	4	Shim
200	105-3733	1	Rack-Control
210	105-3734	1	Plate
220	98-9442	5	Screw
230	98-9432	4	Sleeve-Control
240	98-9464	1	Bolt-Joint
250	98-9445	2	Gasket
260	98-9430	1	Screw

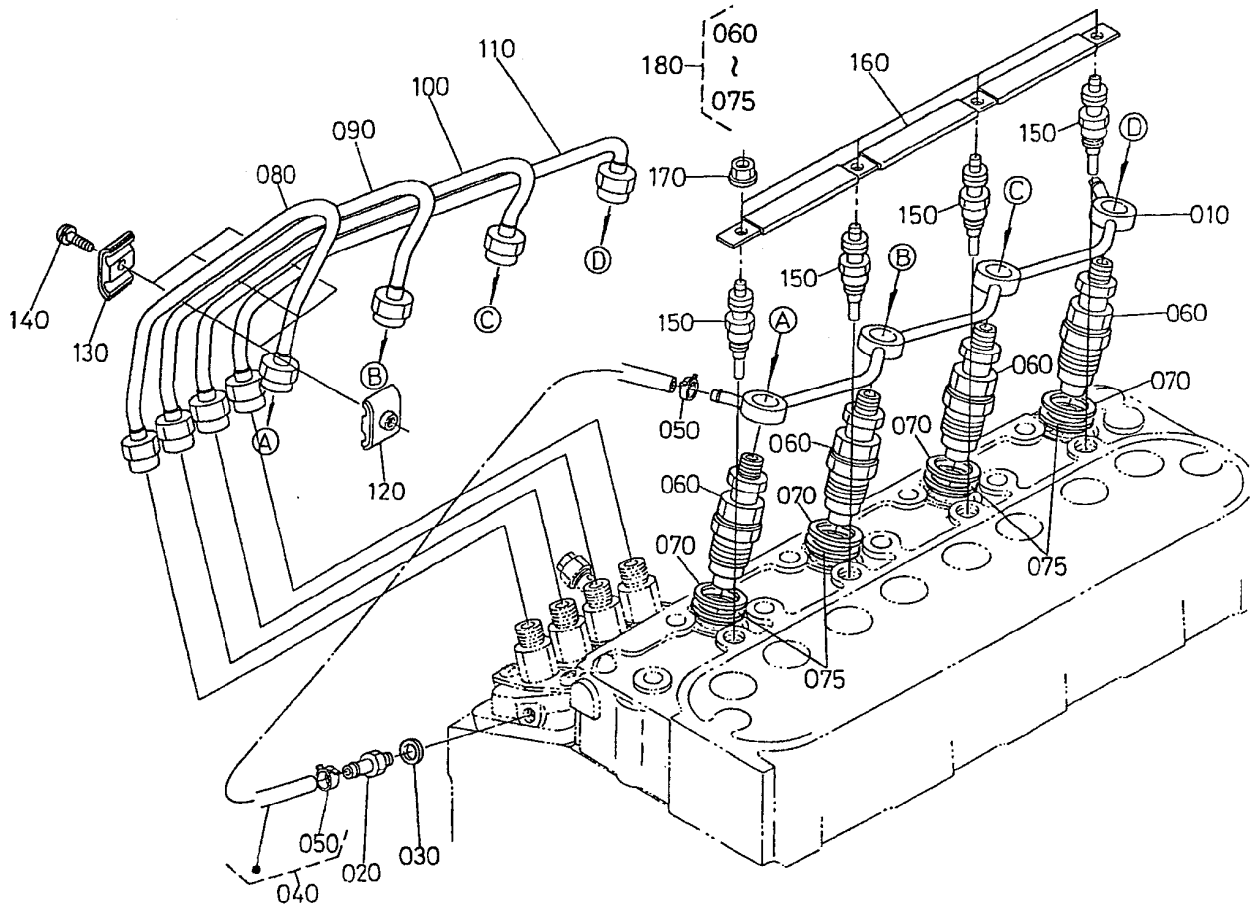
Ref	Part No.	Qty.	Description
270	98-9446	1	Gasket



Speed Control Plate Assembly

Ref	Part No.	Qty.	Description
10	105-3735	1	Control Plate ASM
20	98-9662	1	Lever-Control, Speed
30	98-9572	2	Lever-Control, Speed
40	105-3788	1	O-Ring
50	98-7602	2	Pin-Spring
60	98-9594	2	Washer-Plain
70	98-9589	2	Nut
80	98-9658	1	Governor Lever ASM
90	98-9663	1	Lever-Stop, Engine
100	98-7601	1	Seal-Oil
110	98-9472	1	Spring-Return
120	98-9664	1	Shaft-Lever, Stop
130	98-9637	1	Gasket
140	98-7692	2	Bolt
150	105-3736	2	Stud
160	98-7572	2	Nut
170	98-7699	2	Washer-Spring

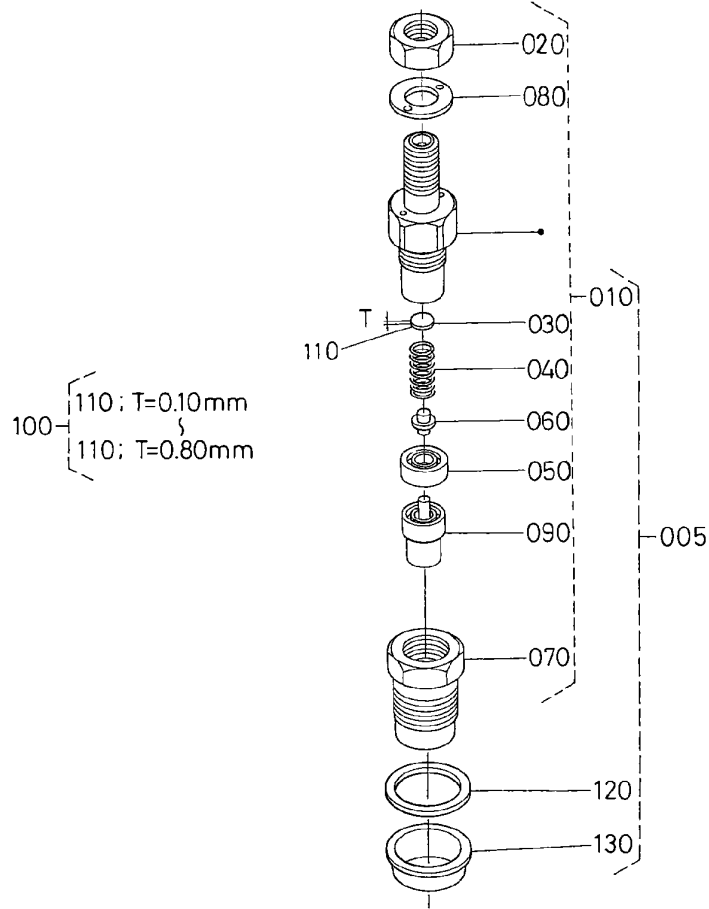
--	--	--	--



Nozzle Holder and Glow Plug Assembly

Ref	Part No.	Qty.	Description
10	105-3737	1	Over Flow Pipe ASM
20	98-9431	1	Screw-Bleeder
30	98-7654	1	Gasket
40	98-9420	1	Over Flow Pipe ASM
50	98-7671	2	Clip-Pipe
60	98-9468	4	Nozzle Holder ASM
70	98-7676	4	Gasket
75	98-7677	4	Seal
80	98-9622	1	Pipe-Injection
90	98-9654	1	Pipe-Injection
100	98-9655	1	Pipe-Injection
110	105-3738	1	Pipe-Injection
120	98-7682	3	Clamp-Pipe
130	98-7683	3	Clamp-Pipe
140	98-9364	3	Screw-W/washer
150	98-9623	4	Plug-Glow
160	105-3739	1	Cord-Plug, Glow
170	99-8377	4	Nut-Flange
180	105-3740	4	Kit-Holder, Nozzle

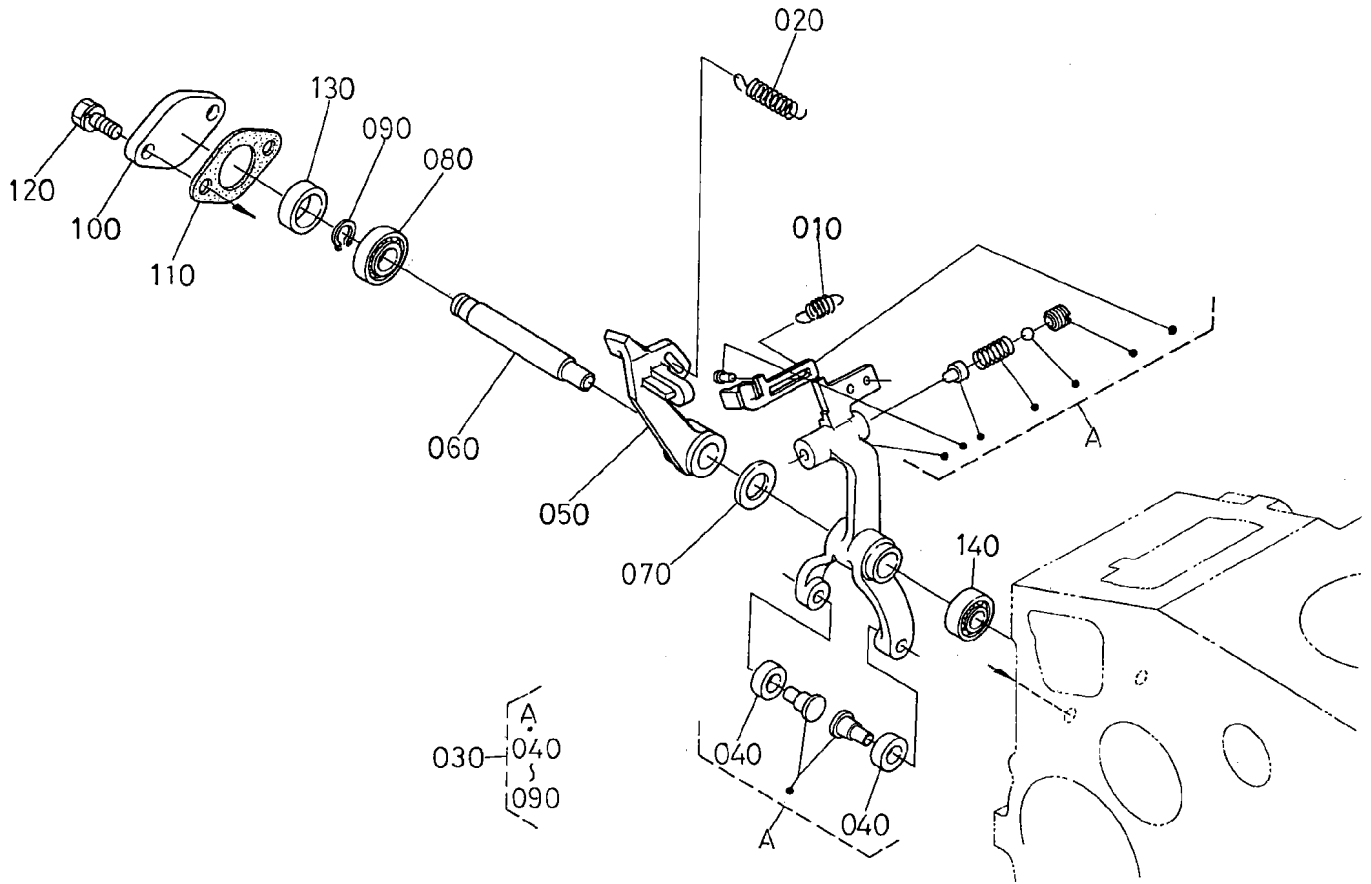
--	--	--	--



Nozzle Holder Component Assembly

Ref	Part No.	Qty.	Description
5	105-3740	4	Kit-Holder, Nozzle
10	98-9468	4	Nozzle Holder ASM
20	99-8301	4	Nut
30	99-8302	4	Washer-Adjusting
40	99-8303	4	Spring-Nozzle
50	99-8304	4	Spacer-Distance
60	99-8305	4	Rod-Push
70	99-8306	4	Nut-Nozzle
80	99-8307	4	Washer-Plain
90	99-8308	4	Piece-Nozzle
100	99-8309	4	Adjusting Washer ASM
110	99-8310	4	Washer-Adjust (0.10mm)
110	99-8311	4	Washer-Adjust (0.20mm)
110	99-8312	4	Washer-Adjust (0.30mm)
110	99-8313	4	Washer-Adjust (0.40mm)
110	99-8314	4	Washer-Adjust (0.50mm)
110	99-8315	4	Washer-Adjust (0.52mm)
110	99-8316	4	Washer-Adjust (0.54mm)
110	99-8317	4	Washer-Adjust (0.56mm)
110	99-8318	4	Washer-Adjust (0.58mm)
110	99-8319	4	Washer-Adjust (0.80mm)
120	98-7676	4	Gasket
130	98-7677	4	Seal

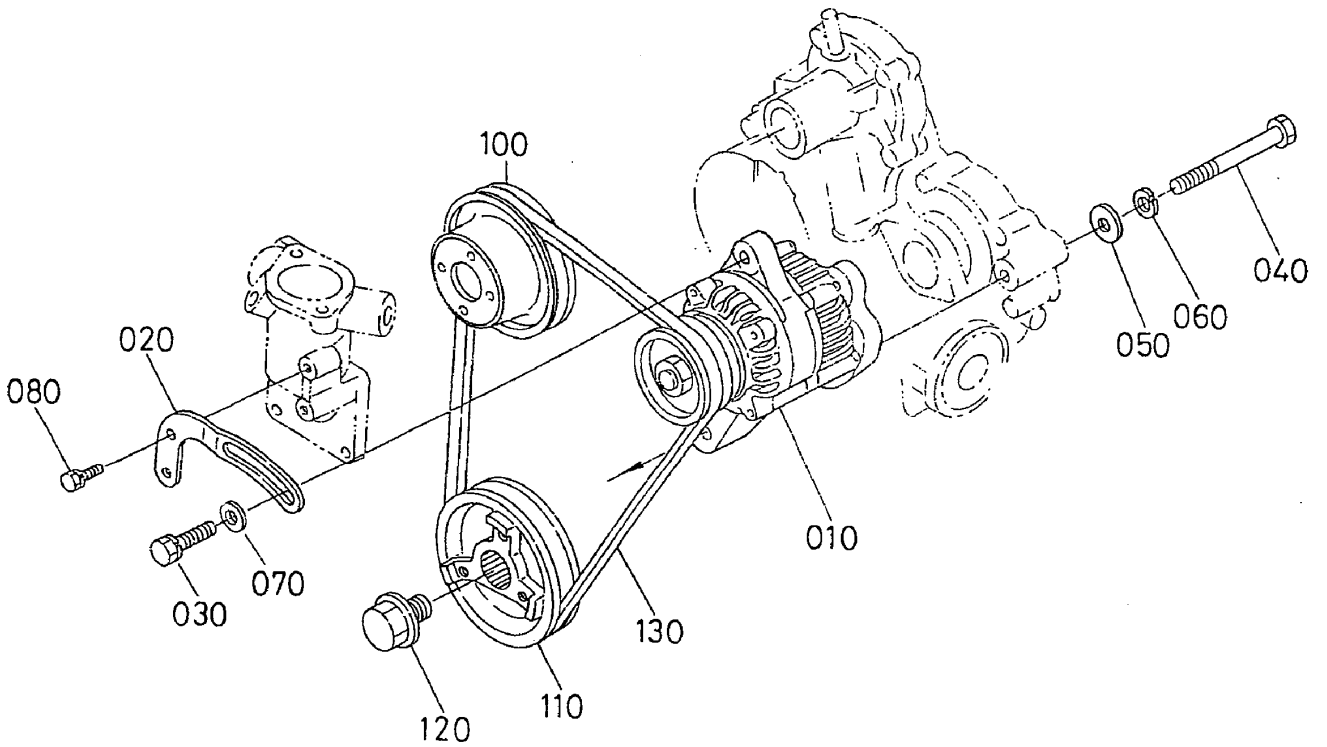
--	--	--	--



Fork Lever (Governor) Assembly

Ref	Part No.	Qty.	Description
10	105-3741	1	Spring-Start
20	98-9681	1	Spring-Governor
30	105-3742	1	Fork Lever ASM
40	98-9692	2	Roller
50	105-3743	1	Lever-Fork
60	98-9566	1	Shaft-Lever, Fork
70	98-9593	1	Washer-Plain
80	98-9570	1	Bearing-Miniaturize
90	98-9369	1	Clip-Circular, External
100	98-9569	1	Cover-Shaft, Fork Lever
110	98-9682	1	Gasket
120	98-9351	2	Bolt
130	98-9567	1	Collar
140	98-9571	1	Bearing-Miniaturize

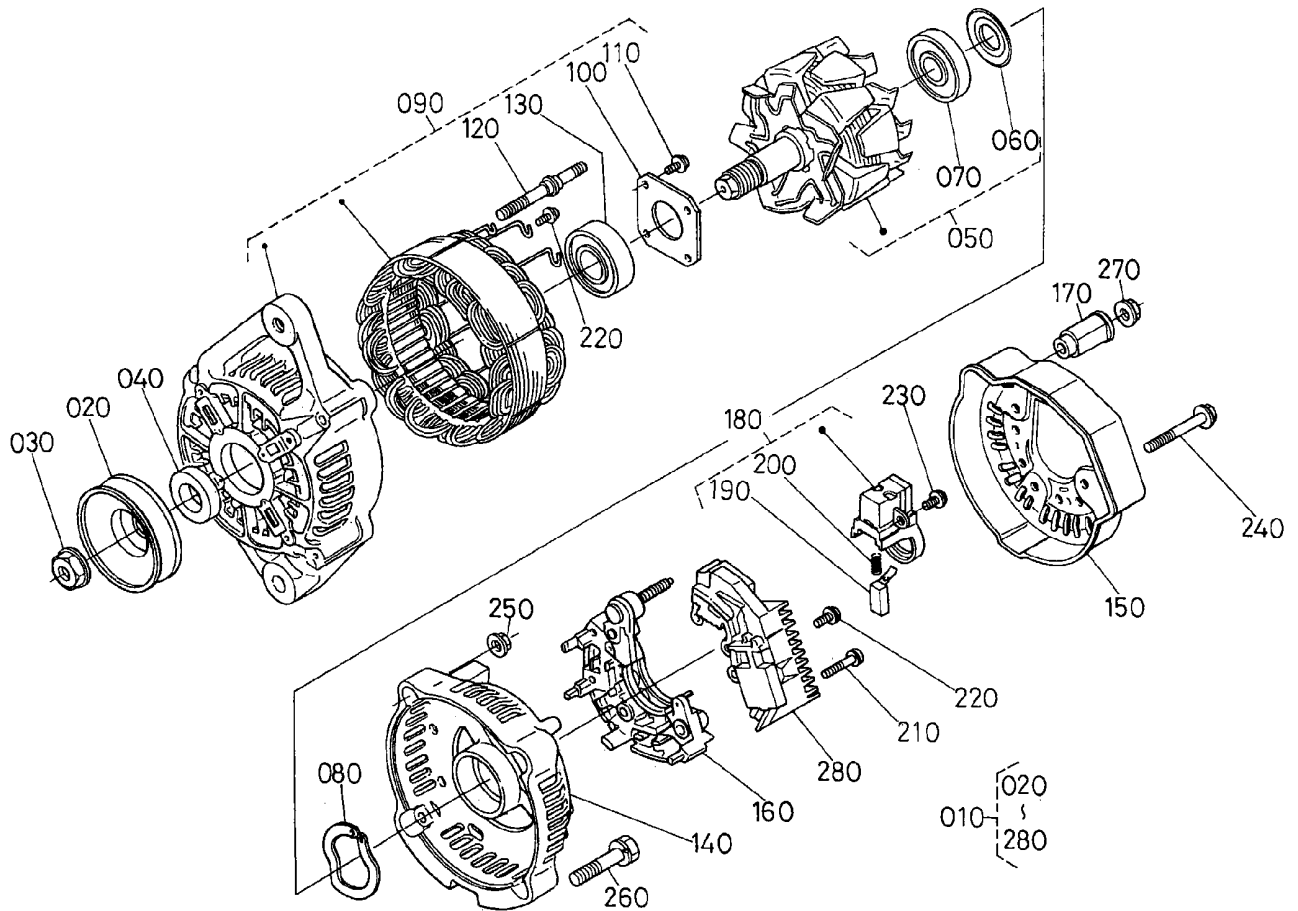
--	--	--	--



1G645-005-20

Alternator and Pulley Assembly

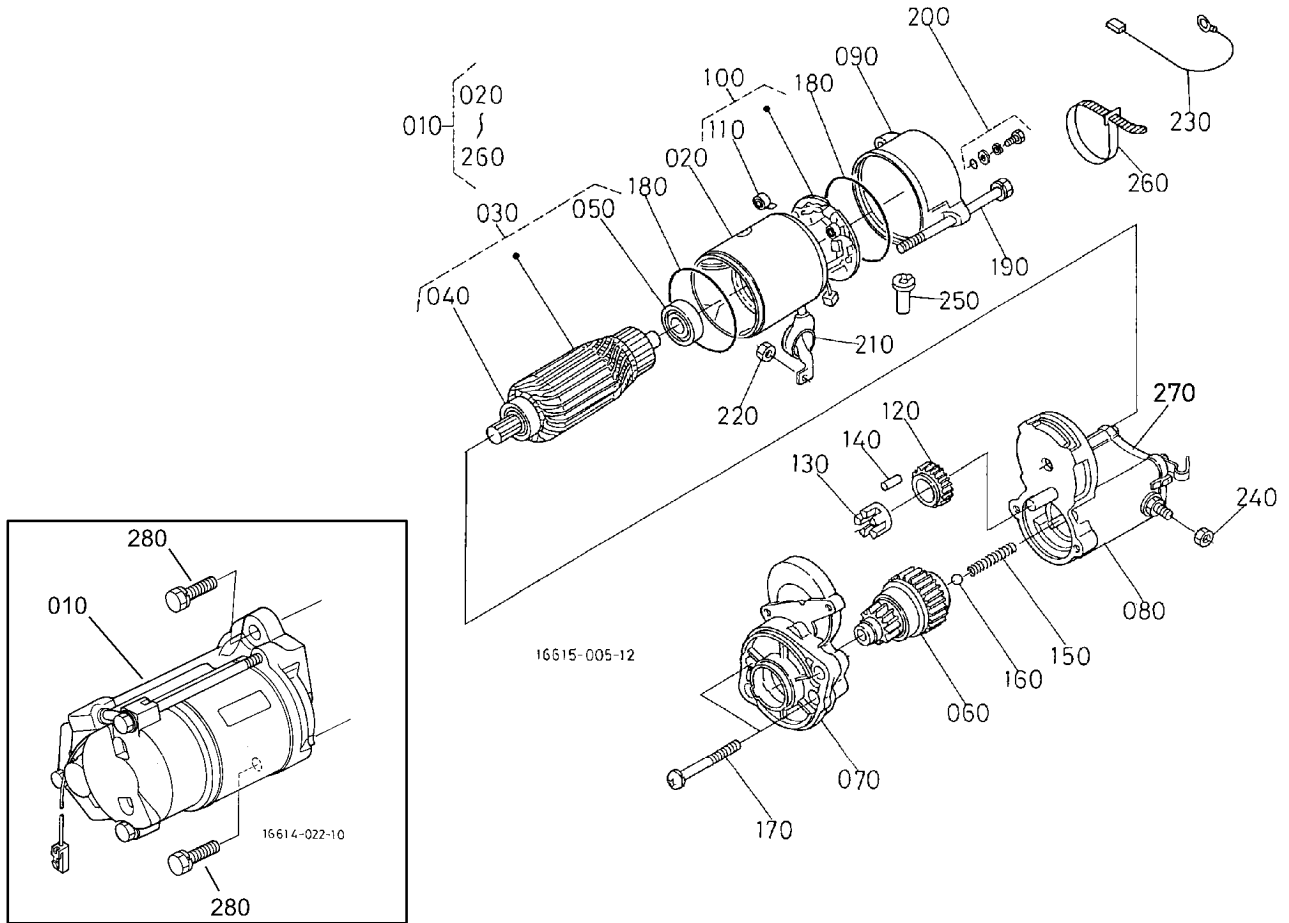
Ref	Part No.	Qty.	Description				
10	98-9474	1	Alternator ASM				
20	98-9573	1	Stay-Dynamo				
30	98-7697	1	Bolt				
40	98-9360	1	Bolt				
50	33095-00	1	Washer-Flat				
60	98-7738	1	Washer-Spring				
70	100-9233	1	Washer-Plain				
80	98-7692	1	Bolt				
100	98-9584	1	Pulley-Fan				
110	105-3745	1	Pulley-Drive, Fan				
120	98-9585	1	Bolt				
130	98-9676	1	V-Belt				



Alternator Component Assembly

Ref	Part No.	Qty.	Description
10	98-9474	1	Alternator ASM
20	98-9453	1	Pulley-Dynamo
30	98-7708	1	Nut
40	98-7709	1	Collar
50	98-7710	1	Rotor
60	98-7711	1	Cover-Bearing
70	98-7712	1	Bearing-Ball
80	98-7713	1	Washer-Thrust
90	98-7714	1	Frame-End, Drive
100	98-7715	1	Plate-Retainer
110	98-7716	4	Screw-Head, Round
120	98-7717	2	Bolt-Through
130	98-7718	1	Bearing-Ball
140	98-7719	1	Frame-End
150	98-7720	1	Cover-End
160	98-7721	1	Rectifier ASM
170	98-7722	1	Bushing-Insulation
180	98-7723	1	Holder-Brush
190	98-7724	2	Brush
200	98-7725	2	Spring-Brush
210	98-7726	2	Screw-Head, Round
220	98-7727	6	Screw-Head, Round
230	98-7728	1	Screw-Head, Round
240	98-7729	3	Bolt
250	98-7730	2	Nut

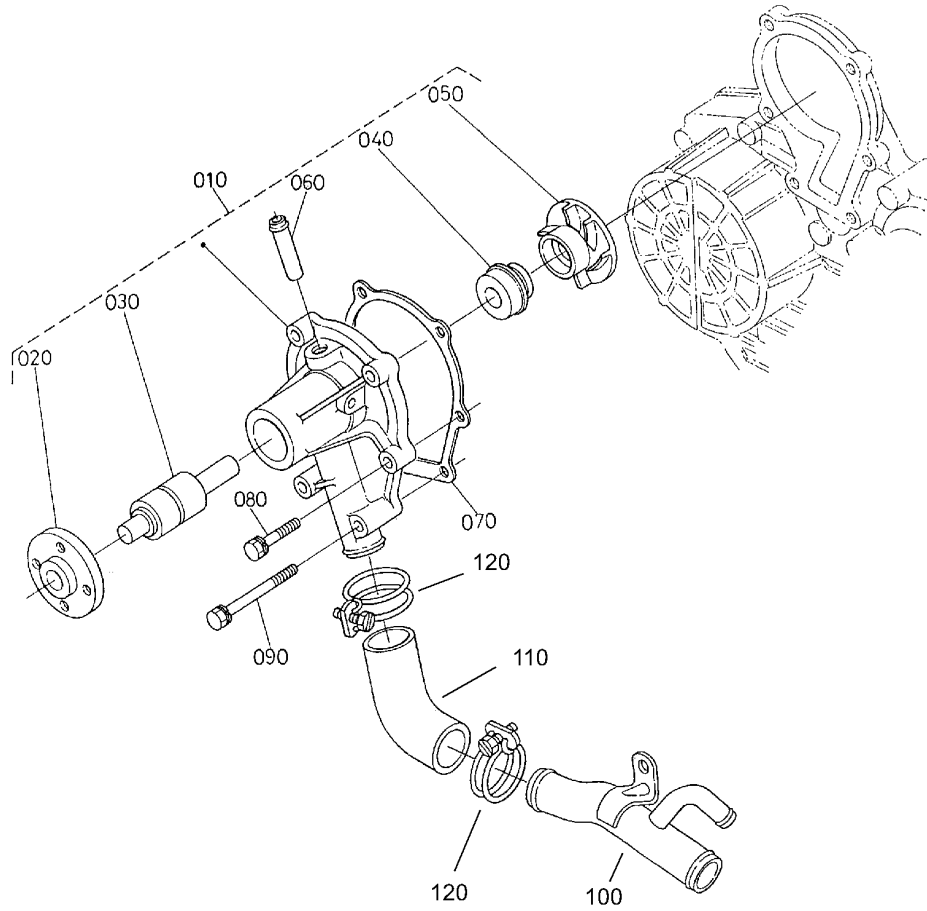
Ref	Part No.	Qty.	Description
260	98-7731	2	Bolt
270	98-7732	1	Nut
280	98-7733	1	Regulator ASM



Starter Assembly

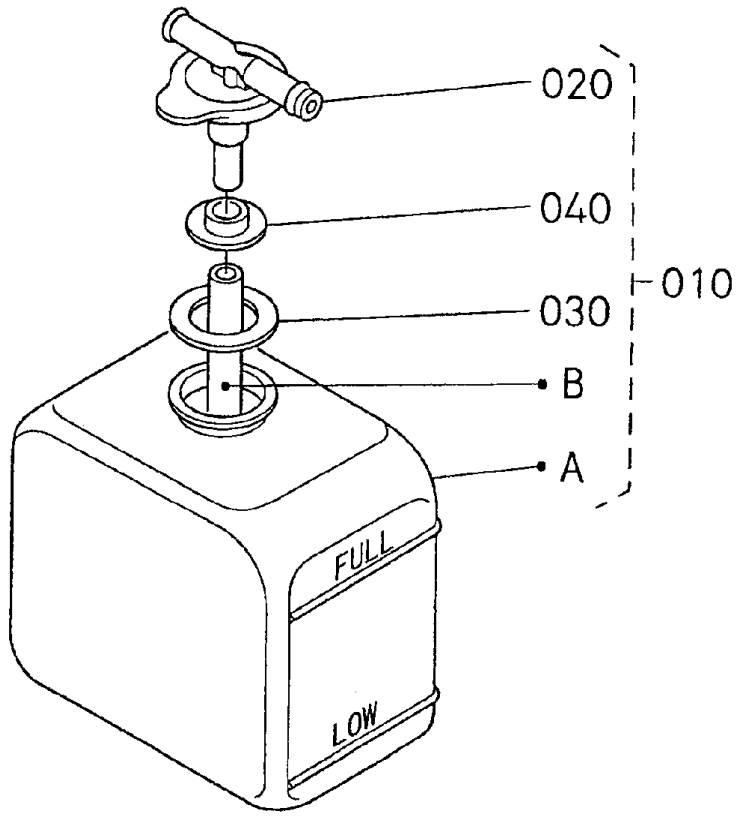
Ref	Part No.	Qty.	Description
10	98-9705	1	Starter ASM
20	104-8608	1	Yoke ASM
30	98-7742	1	Armature ASM
40	98-7744	1	Bearing
50	98-7743	1	Bearing
60	99-8373	1	Clutch-Running, Over
70	99-8374	1	Frame-End, Drive
80	105-3746	1	Magnetic Switch ASM
90	98-7748	1	Frame-End
100	98-7749	1	Brush Holder ASM
110	98-7750	4	Spring-Brush
120	98-7751	1	Gear
130	98-7752	1	Retainer
140	98-7753	5	Roller
150	98-7754	1	Spring
160	98-7755	1	Ball
170	98-7756	2	Bolt
180	98-7757	2	O-Ring
190	100-9240	2	Bolt
200	98-7758	2	Bolt ASM
210	99-8375	1	Cover
220	99-8371	1	Nut-Hex
230	98-9711	1	Cord-Solenoid, Stop
240	99-8376	1	Nut-Hex
250	98-7759	1	Pipe-Drain

Ref	Part No.	Qty.	Description
260	98-9712	1	Band-Cover
270	105-2886	1	Cover ASM
280	98-7697	2	Bolt



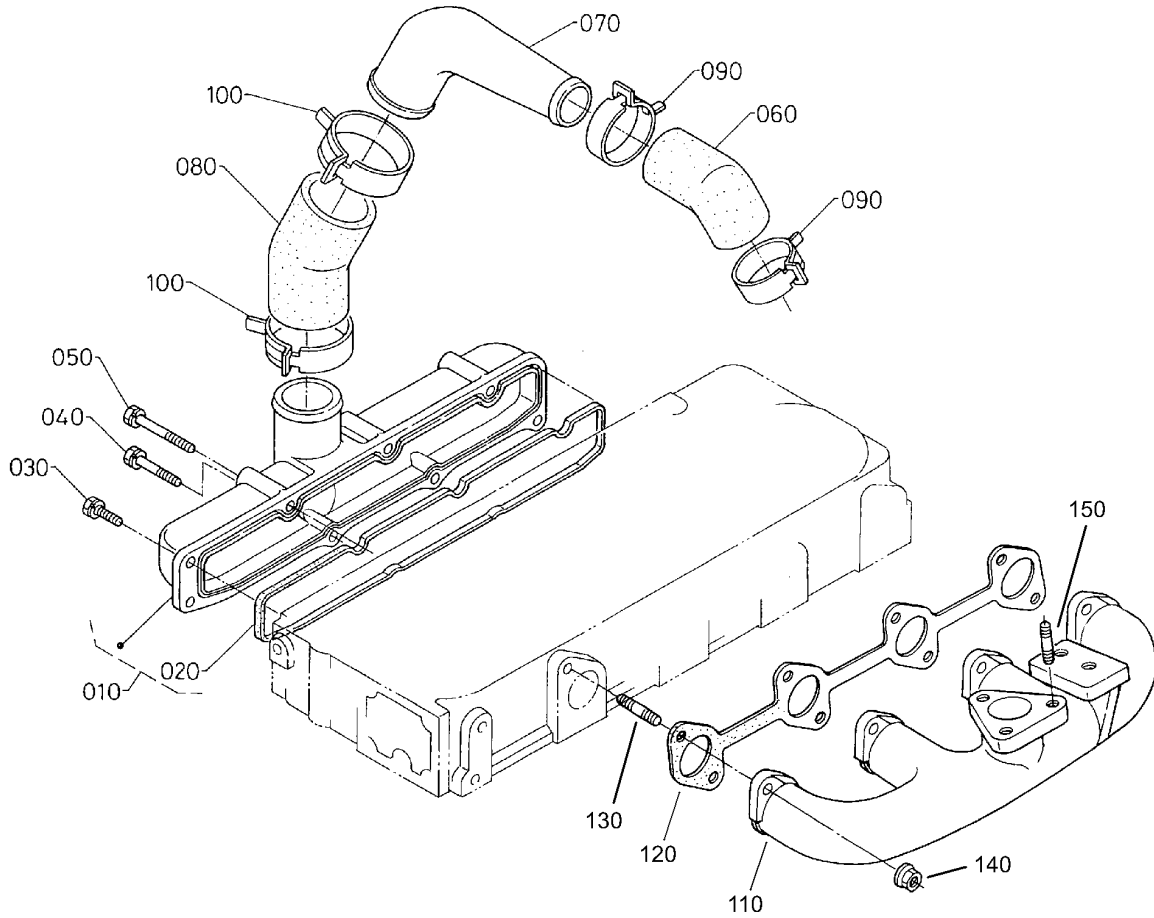
Water Pump Assembly

Ref	Part No.	Qty.	Description
10	105-3749	1	Water Pump ASM
20	99-3516	1	Flange-Pump, Water
30	99-3517	1	Bearing-Pump, Water
40	105-3750	1	Mechanical Seal ASM
50	99-3519	1	Impeller-Pump, Water
60	105-3751	1	Pipe-Return, Water
70	99-3454	1	Gasket-Pump, Water
80	98-9353	4	Bolt
90	98-9357	2	Bolt
100	105-3752	1	Pipe-Water
110	98-9574	1	Pipe-Water
120	98-9717	2	Clamp



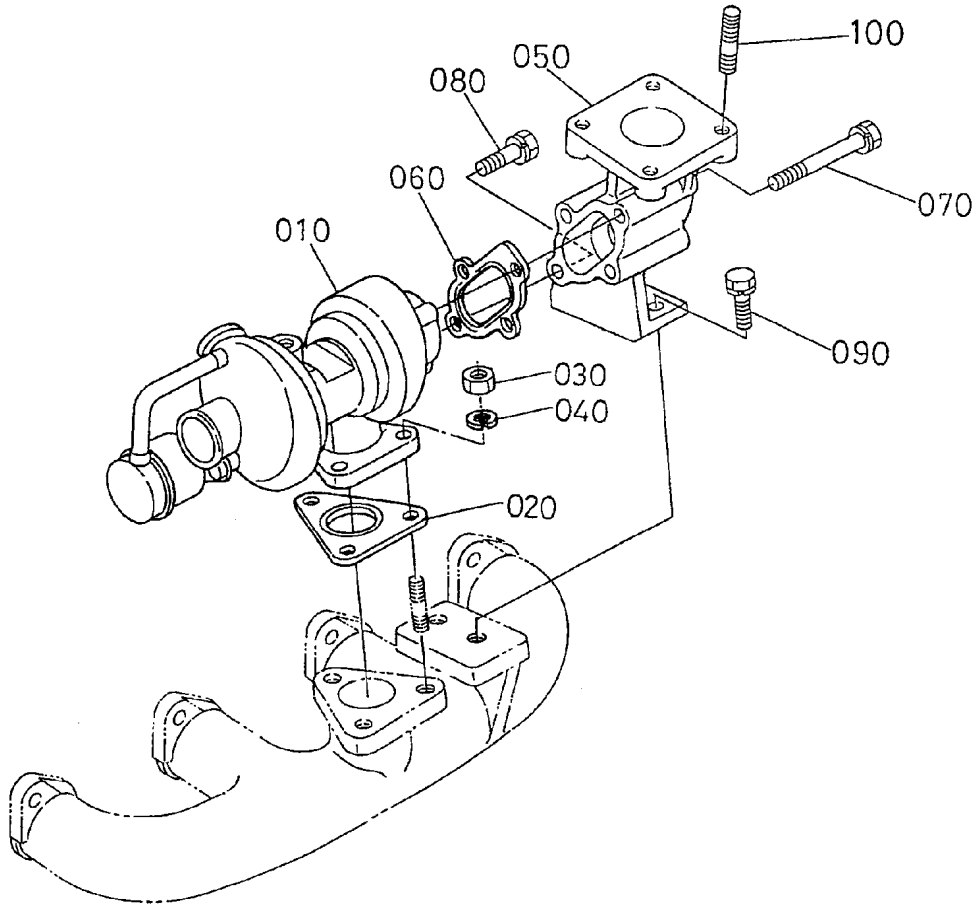
Reserve Tank Assembly

Ref	Part No.	Qty.	Description				
10	105-3753	1	Reserve Tank ASM				
20	105-3754	1	Cap				
30	105-3755	1	Gasket				
40	105-3756	1	Plate				



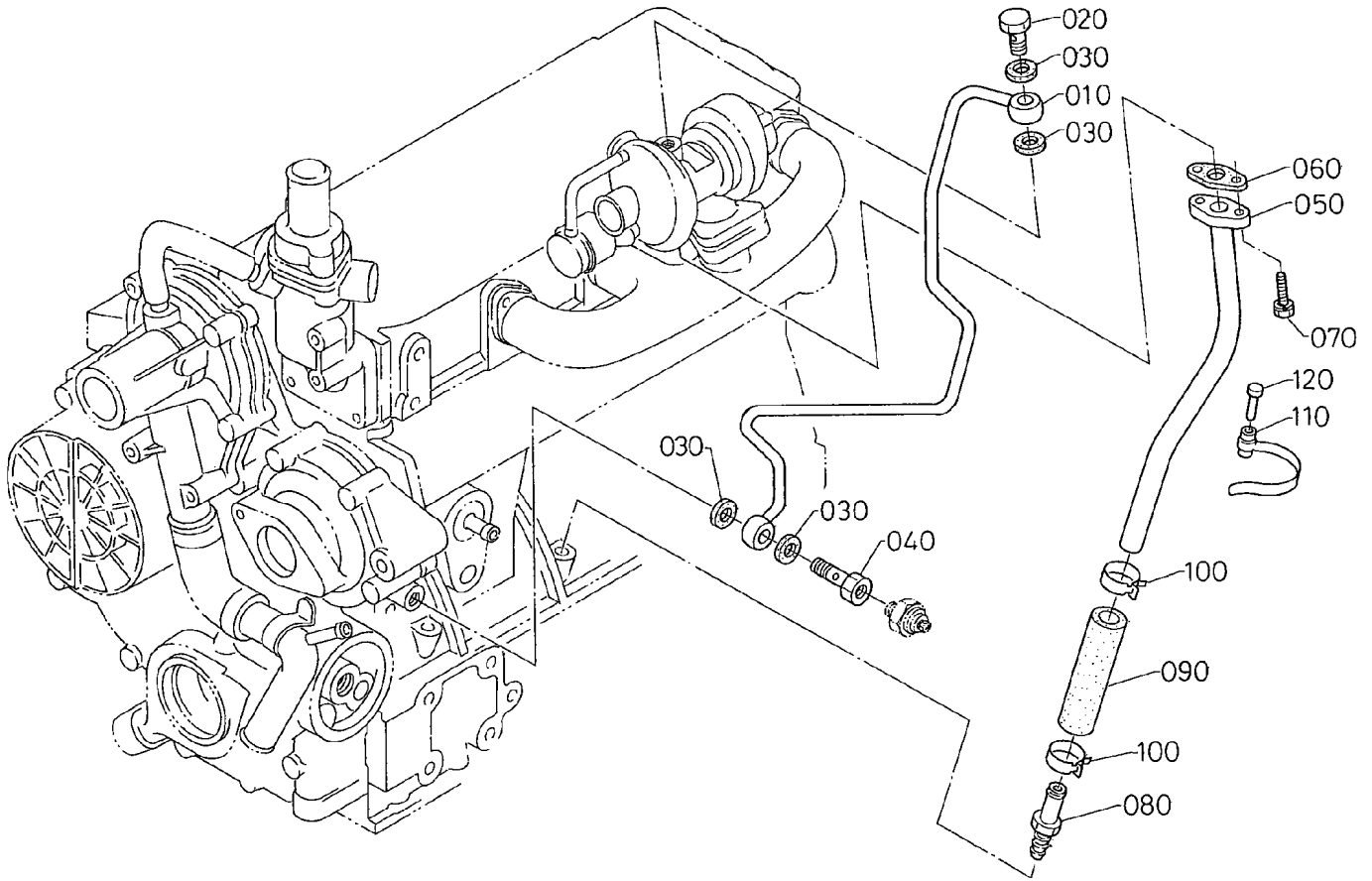
Inlet / Exhaust Manifold Assembly

Ref	Part No.	Qty.	Description
10	105-3759	1	Inlet Manifold ASM
20	105-3760	1	Gasket-In-Manifold
30	98-7605	3	Bolt
40	98-9353	2	Bolt
50	105-3797	3	Bolt
60	105-3761	1	Pipe-Inlet
70	105-3762	1	Pipe-Inlet
80	105-3763	1	Pipe-Inlet
90	99-8324	2	Band-Pipe
100	99-8322	2	Band-Pipe
110	105-3764	1	Manifold-Exhaust
120	105-3765	1	Gasket-Ex-Manifold
130	98-9588	8	Stud
140	98-9665	8	Nut
150	99-8342	3	Stud



Turbo Charger Assembly

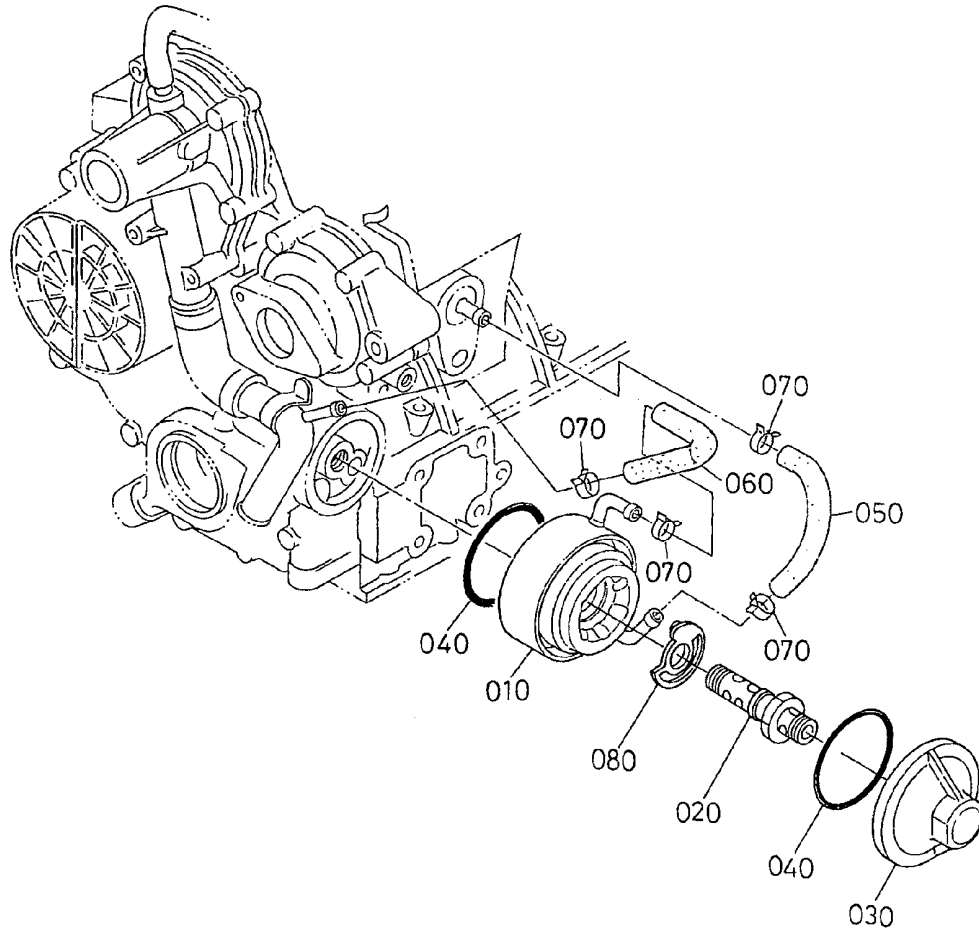
Ref	Part No.	Qty.	Description
10	105-3766	1	Turbo Charger ASM
20	105-3767	1	Gasket
30	100-1559	3	Nut-Manifold, Exhaust
40	105-2893	3	Washer-Spring
50	99-8335	1	Flange-Muffler
60	105-3768	1	Gasket
70	105-2894	3	Bolt
80	105-2895	1	Bolt
90	98-7610	2	Bolt
100	98-7769	4	Stud



Oil Pipe (Turbo Charger) Assembly

Ref	Part No.	Qty.	Description
10	105-3769	1	Pipe-Oil, Complete
20	98-9418	1	Bolt-Joint, Eye
30	99-8346	4	Gasket
40	98-9417	1	Bolt-Joint, Eye
50	105-3770	1	Pipe-Oil,complete
60	98-9435	1	Gasket-Oil Return, Turbo
70	98-7568	2	Bolt
80	105-3771	1	Pipe-Oil, Complete
90	98-9721	1	Pipe-Oil
100	98-9714	2	Clamp-Hose
110	98-9601	1	Clamp-Pipe
120	98-9591	1	Pin-Band

--	--	--	--



Oil Cooler Assembly

Ref	Part No.	Qty.	Description
10	104-5158	1	Oil Cooler ASM
20	106-7054	1	Holder ASM
30	105-3773	1	Cover-Cooler, Oil
40	98-9729	2	O-Ring
50	98-9724	1	Pipe-Cooler, Oil
60	98-9578	1	Pipe-Return, Water
70	98-9579	4	Band-Pipe
80	105-3774	1	Collar

--	--	--	--

NOTES

NOTES

