



Count on it.

Parts Catalog

Reelmaster® 5610

Traction Unit

Model No. 03678—Serial No. 316000001 and Up



Ordering Replacement Parts

To order replacement parts, please supply the part number, the quantity, and the description of each part desired.

Understanding Reference Numbers

Each identified part in an illustration has a reference number. The reference number for a part also appears in the parts list, along with other information about the part.

This catalog uses two special reference number formats, one to indicate parts in a service assembly and another to indicate the quantity of a given part in an illustration.

Service Assembly Reference Numbers

Parts in service assemblies have reference numbers in the form a:b. The a represents the reference number of the entire service assembly and the b represents a sequential number unique to each part within the service assembly.

For example, a wheel assembly might be identified by reference number 6, the tire by 6:1, the valve by 6:2, and the wheel by 6:3. When you order the assembly identified by reference number 6, you receive all parts identified by reference numbers 6:1, 6:2, and 6:3. However, you may also order any part individually. Reference numbers of this type appear in illustration and in parts lists.

Reference Numbers Indicating Quantity

In an illustration, if a reference number indicates more than one part, the reference number has the form nX y. The n represents the quantity of the part, the X is the multiplication symbol, and the y represents the reference number.

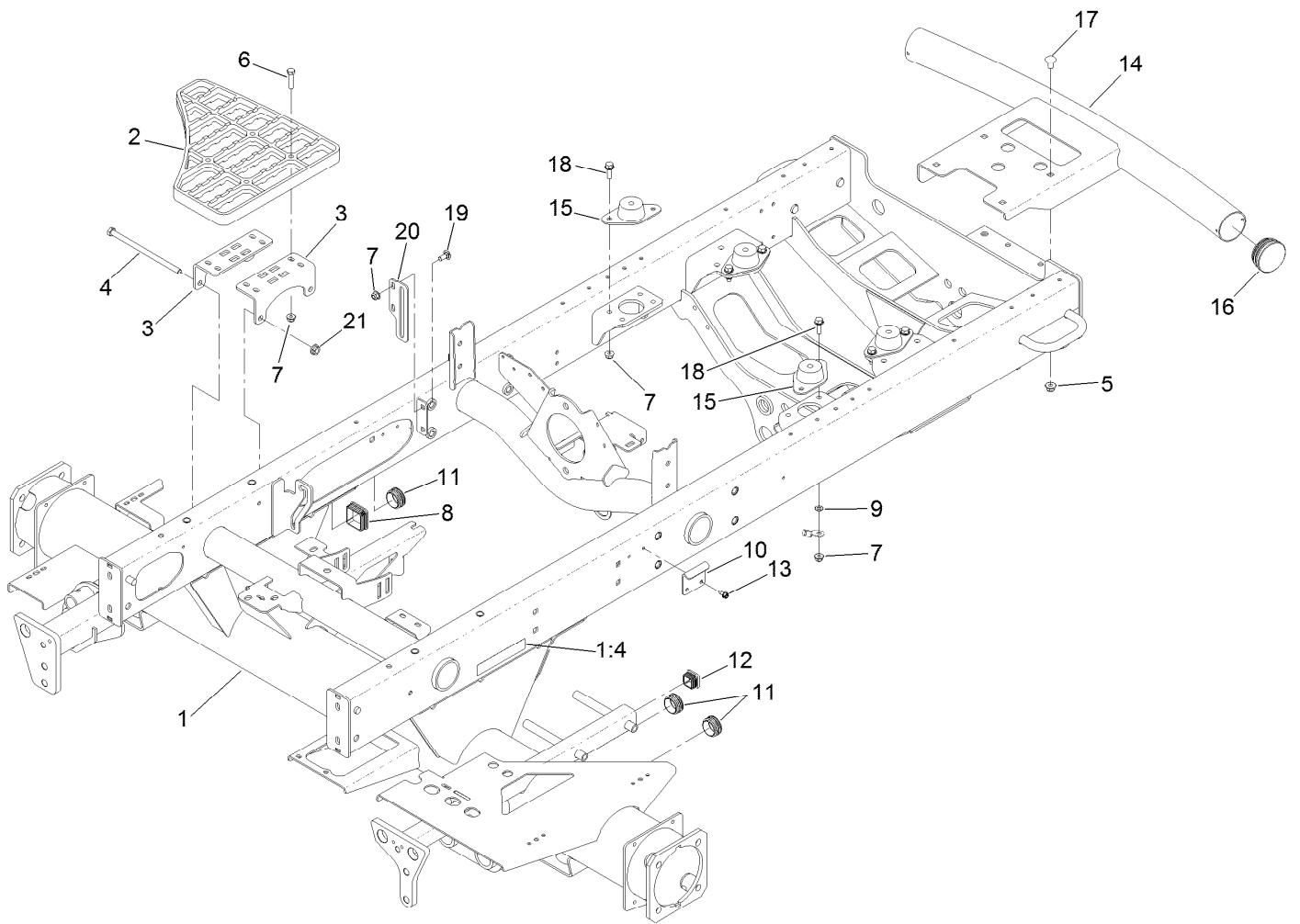
For example, in an illustration, the reference number 2X 37 means that two of the parts identified by reference number 37 are indicated.

Contents

Frame Assembly	5
Operator Platform and Front Shroud Assembly	6
Pedal Assembly	7
Steering Assembly	9
Steering Tilt Column Assembly No. 106-3622	10
Steering Valve Assembly No. 106-3621	11
Console and Control Arm Assembly	12
Joystick Bracket Assembly No. 120-5280	14
Front Axle Assembly	15
LH Brake Assembly No. 120-6261	16
RH Brake Assembly No. 120-6260	17
Rear Axle Assembly	18
Tie Rod Assembly No. 110-5334-03	19
No. 1, 4 and 5 Lift Arm Assembly	20
No. 2 and 3 Lift Arm Assembly	21
Seat and Control Arm Wiring Harness Assembly	22
Main Wiring Harness Assembly	23
Battery Mounting Assembly	24
Gear Pump Assembly	25
Gear Pump Assembly No. 107-4547	26
Seat Base Assembly	27
Hood Assembly	28
Cooling System Assembly	29
Hydraulic Tank Assembly	31
Fuel System Assembly	32
Seat Mounting Assembly	34
Mechanical Seat Suspension Assembly No. 110-8851	35
Traction Pump Mounting Assembly	36
Hydraulic Pump Assembly No. 119-6972	37
Four Wheel Drive Hydraulic Assembly	39
Hydraulic Motor Assembly No. 120-6264 (CCW)	41
Hydraulic Motor Assembly No. 120-6265 (CW)	42
Hydraulic Motor Assembly No. 107-4544	43
Hydraulic Motor Assembly No. 110-0901	44
Four Wheel Drive Manifold Assembly No. 108-1825	45
No. 1, 4 and 5 Reel Drive Hydraulic Assembly	46
Hydraulic Motor Assembly No. 120-6272	48
Manifold Assembly No. 121-5628	49
No. 2 and 3 Reel Drive Hydraulic Assembly	50
No. 1, 4 and 5 Lift Arm Hydraulic Assembly	52
Hydraulic Cylinder Assembly No. 119-6988	53
Hydraulic Cylinder Assembly No. 119-6987	54
Hydraulic Manifold Block Assembly No. 105-7577	55
Rear Lift Hydraulic Assembly	56
Steering Hydraulic Assembly	57
Hydraulic Cylinder Assembly No. 110-9035	59
Engine, Muffler and Air Cleaner Assembly	60
Air Cleaner Assembly No. 110-8917	62
Driveshaft Assembly No. 108-1641	63
Hydraulic Pump Assembly No. 119-6972	64
Crankcase Assembly	66
Oil Pan Assembly	67
Cylinder Head Assembly	68
Gear Case Assembly	69

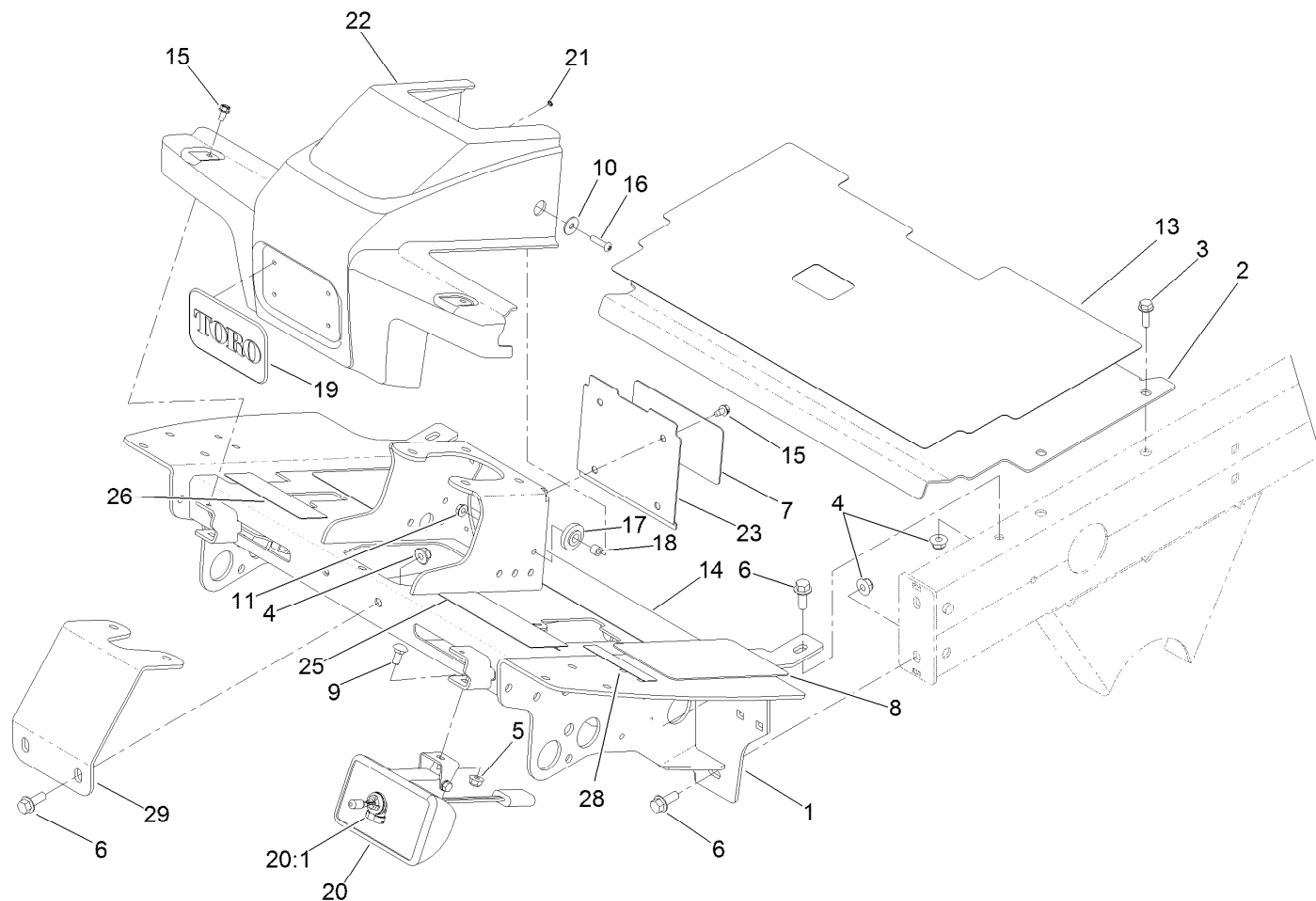
Contents (continued)

Cylinder Head Cover Assembly	70
Dipstick and Guide Assembly	71
Main Bearing Case Assembly	72
Cam Shaft and Idle Gear Shaft Assembly	73
Piston and Crankshaft Assembly	74
Flywheel Assembly	75
Fuel Camshaft and Governor Shaft Assembly	76
Idle Apparatus Assembly	77
Injection Pump Assembly	78
Speed Control Plate Assembly	79
Nozzle Holder and Glow Plug Assembly	80
Nozzle Holder Component Assembly	81
Governor Assembly	82
Alternator and Pulley Assembly	83
Alternator Components	84
Starter Assembly	85
Water Flange and Thermostat Assembly	86
Water Pump Assembly	87
Overflow Bottle Assembly	88
Valve and Rocker Arm Assembly	89
Inlet and Exhaust Manifold Assembly	90
Turbo Charger Assembly	91
Oil Pipe (Turbo Charger) Assembly	92
Oil Cooler Assembly	93
Attachments and Accessories	94



Frame Assembly

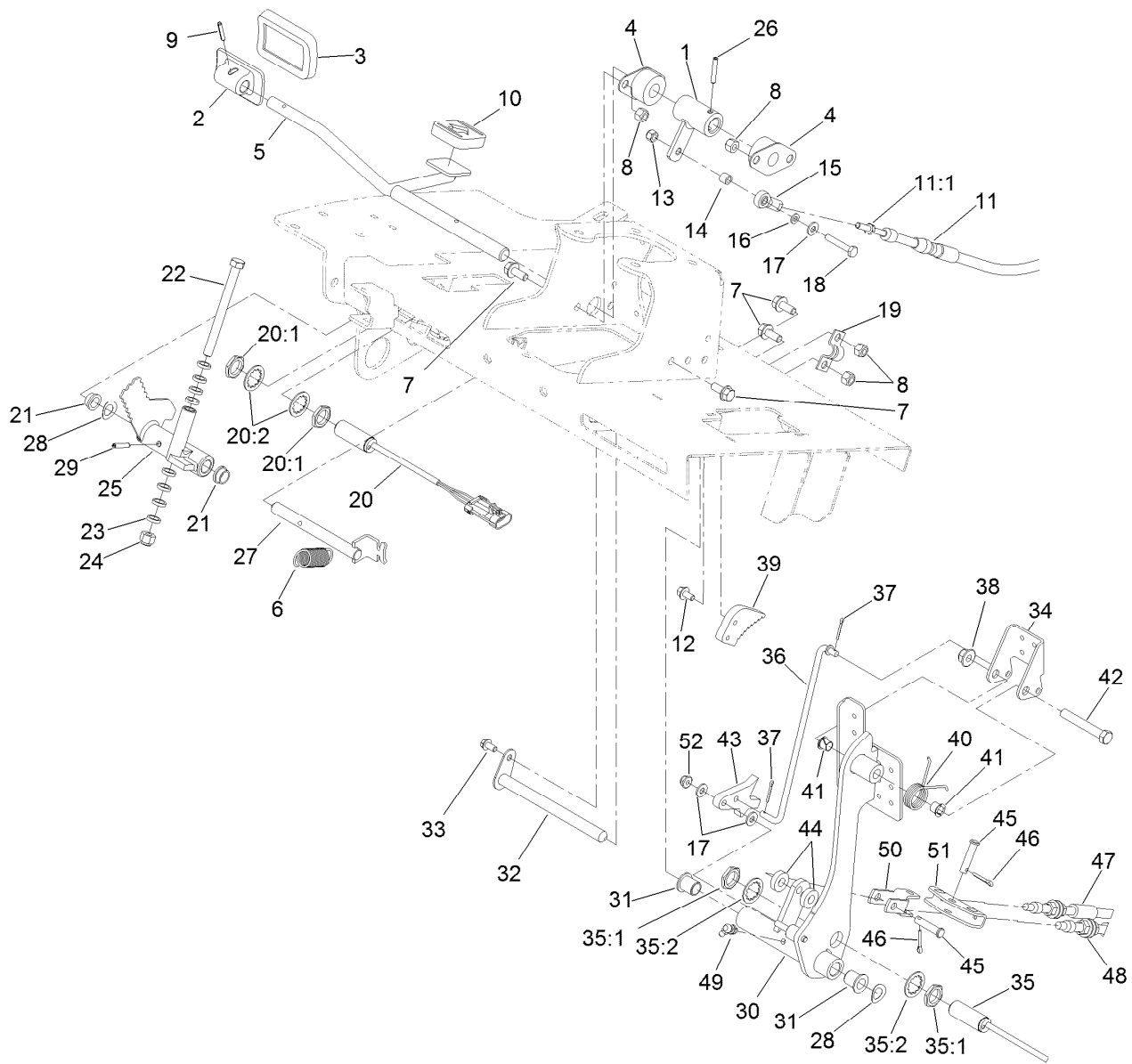
<i>Ref.</i>	<i>Part Number</i>	<i>Qty.</i>	<i>Description</i>	<i>Ref.</i>	<i>Part Number</i>	<i>Qty.</i>	<i>Description</i>
1	120-3803	1	Frame ASM	11	110-9012	3	Caplug
1:4	93-6689	2	Decal-No Riders	12	110-9013	1	Caplug
2	110-9041	2	Step-Aluminum	13	32104-17	2	Screw-HWH
3	127-2697-01	4	Bracket-Step	14	110-8951-03	1	Bumper
4	323-36	4	Screw-HH	15	120-6274	4	Mount-Engine
5	104-8301	4	Nut-HF, NI	16	2410-42	2	Cap-End
6	322-17	8	Screw-HH	17	3231-21	4	Screw-CARR
7	104-8300	18	Nut-HF, NI	18	3234-29	8	Screw-HHF
8	95-9495	1	Cap	19	3230-1	2	Bolt-CARR
9	3255-8	1	Washer-Lock	20	108-7584-01	1	Plate-Guide, Rod
10	110-8972	1	Hook-Latch	21	32128-21	4	Nut-HF Lock



Items 20:2, 20:3 and 20:4
not used on this model.

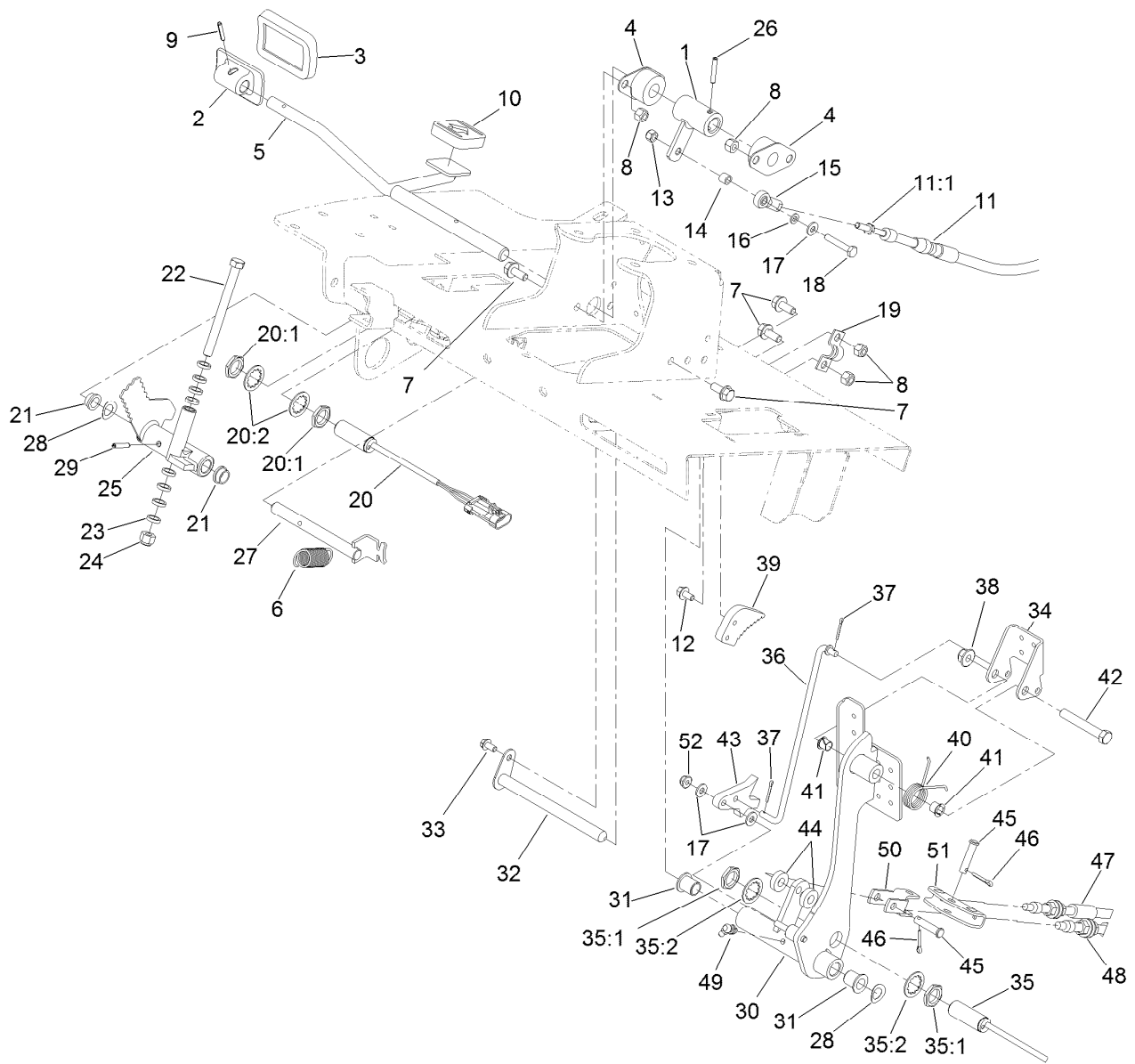
Operator Platform and Front Shroud Assembly

<i>Ref.</i>	<i>Part Number</i>	<i>Qty.</i>	<i>Description</i>	<i>Ref.</i>	<i>Part Number</i>	<i>Qty.</i>	<i>Description</i>
1	127-2310-01	1	Platform ASM	18	66-8010	2	Spacer
2	115-8064-01	1	Plate-Floor	19	93-6028	1	Plate-Logo
3	3234-17	4	Screw-HHF	20	94-9024	2	Lamp ASM
4	104-8301	6	Nut-HF, NI	20:1	95-0909	1	Lamp-12 Volt
5	104-8300	2	Nut-HF, NI	20:2	3230-28	1	Screw-CARR
6	3234-11	6	Screw-HHF	20:3	3253-33	1	Washer-Lock
7	110-0986	1	Decal-Plate, Cover	20:4	3217-6	1	Nut-Hex
8	125-2910	2	Tread-Floor, Side	21	3254-9	4	Washer-Lock, Internal
9	3230-1	2	Bolt-CARR	22	110-0944	1	Shroud-Platform
10	87-6630	2	Washer-Plain	23	110-0947-03	1	Plate-Cover
11	32128-33	2	Nut-HF	25	133-2930	1	Decal-Danger
13	125-2911	1	Tread-Panel, Service	25	133-2931	1	Decal-Danger (CE)
14	125-2909	1	Tread-Floorboard	26	110-8921	1	Decal-Speed, Mow
15	32104-17	6	Screw-HWH	28	117-2718	1	Decal-Arrester, Spark
16	106-9518	2	Screw-PRH	29	110-8876-01	1	Brace-Column
17	240-11	2	Bushing-Flange				



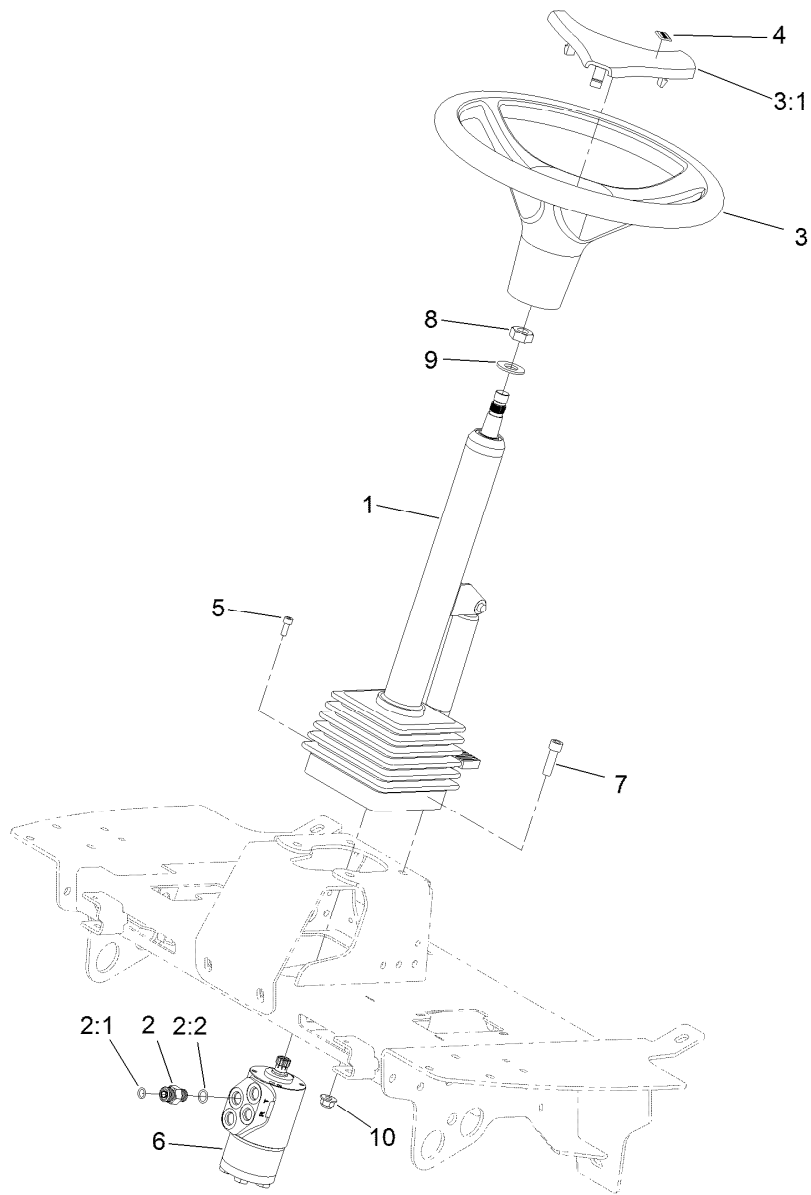
Pedal Assembly

Ref.	Part Number	Qty.	Description	Ref.	Part Number	Qty.	Description
1	117-5199	1	Hub-Pedal, Traction	20:1	117-3207	2	Nut-Hex
2	117-9507	1	Pedal-Accelerator	20:2	117-3208	2	Washer-Lock, Internal Tooth
3	74-9100	1	Pad-Pedal, Forward	21	256-156	2	Bushing-Flange
4	256-236	2	Bearing-Mount, Flange	22	323-17	1	Screw-HH
5	106-3840	1	Pedal-Traction	23	62-4420	8	Washer
6	92-7305	1	Spring-Extension	24	3296-39	1	Nut-Lock, NI
7	3234-5	6	Screw-HHF	25	117-8066	1	Mow-Stop
8	3296-29	6	Nut-Lock, NI	26	32121-6	1	Pin-Roll, Slotted
9	32121-45	1	Pin-Spring	27	106-3731	1	Rod-Pivot
10	74-9110	1	Pad-Pedal, Reverse	28	110-8982	2	Washer-Spring
11	127-2721	1	Cable-Traction	29	32121-16	1	Pin-Spring
11:1	3220-1	2	Nut-Jam	30	115-0120-03	1	Pedal-Brake
12	3234-13	2	Screw-HHF	31	125-8775	2	Bushing-Flange
13	3296-42	1	Nut-Lock, NI	32	104-7179	1	Pivot-Pedal
14	66-8010	1	Spacer	33	32144-4	1	Screw-HWH
15	2411-41	1	Rod End-Ball Joint	34	99-7963-03	1	Pedal-Park
16	33093-00	1	Washer-Flat	35	115-5300	1	Proximity Switch ASM
17	3256-22	3	Washer-Flat	35:1	117-3207	2	Nut-Hex
18	321-9	1	Screw-HH	35:2	117-3208	2	Washer-Lock, Internal Tooth
19	93-2092	1	Clamp-Cable	36	115-0129	1	Rod-Pawl, Brake
20	115-0282	1	Proximity Sensor ASM	37	3272-6	2	Pin-Cotter



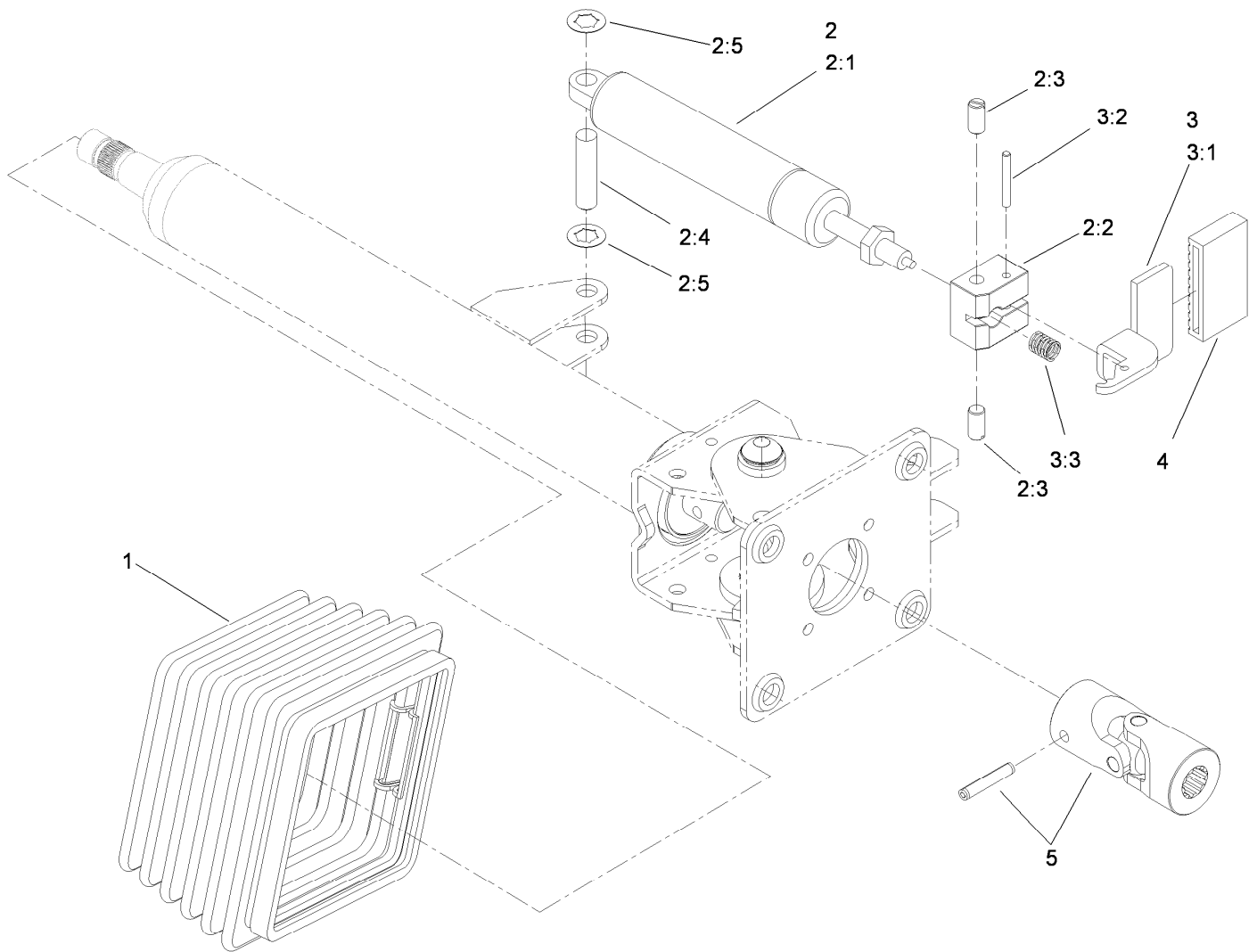
Pedal Assembly (continued)

<i>Ref.</i>	<i>Part Number</i>	<i>Qty.</i>	<i>Description</i>	<i>Ref.</i>	<i>Part Number</i>	<i>Qty.</i>	<i>Description</i>
38	104-8301	1	Nut-HF, NI	46	3272-10	2	Pin-Cotter
39	99-7214	1	Pawl-Brake	47	117-0106	1	Cable-Brake, RH
40	99-7140	1	Spring-Torsion	48	117-0107	1	Cable-Brake, LH
41	52-2891	2	Bushing-Flanged, Nylon	49	302-60	1	Fitting-Grease
42	323-12	1	Screw-HH	50	115-8060	1	Clevis-Double
43	117-0238	1	Detent	51	115-8059	1	Yoke-Cable
44	5-0652	2	Spacer	52	104-7201	1	Nut-HF, NI
45	283-14	2	Pin-Clevis				



Steering Assembly

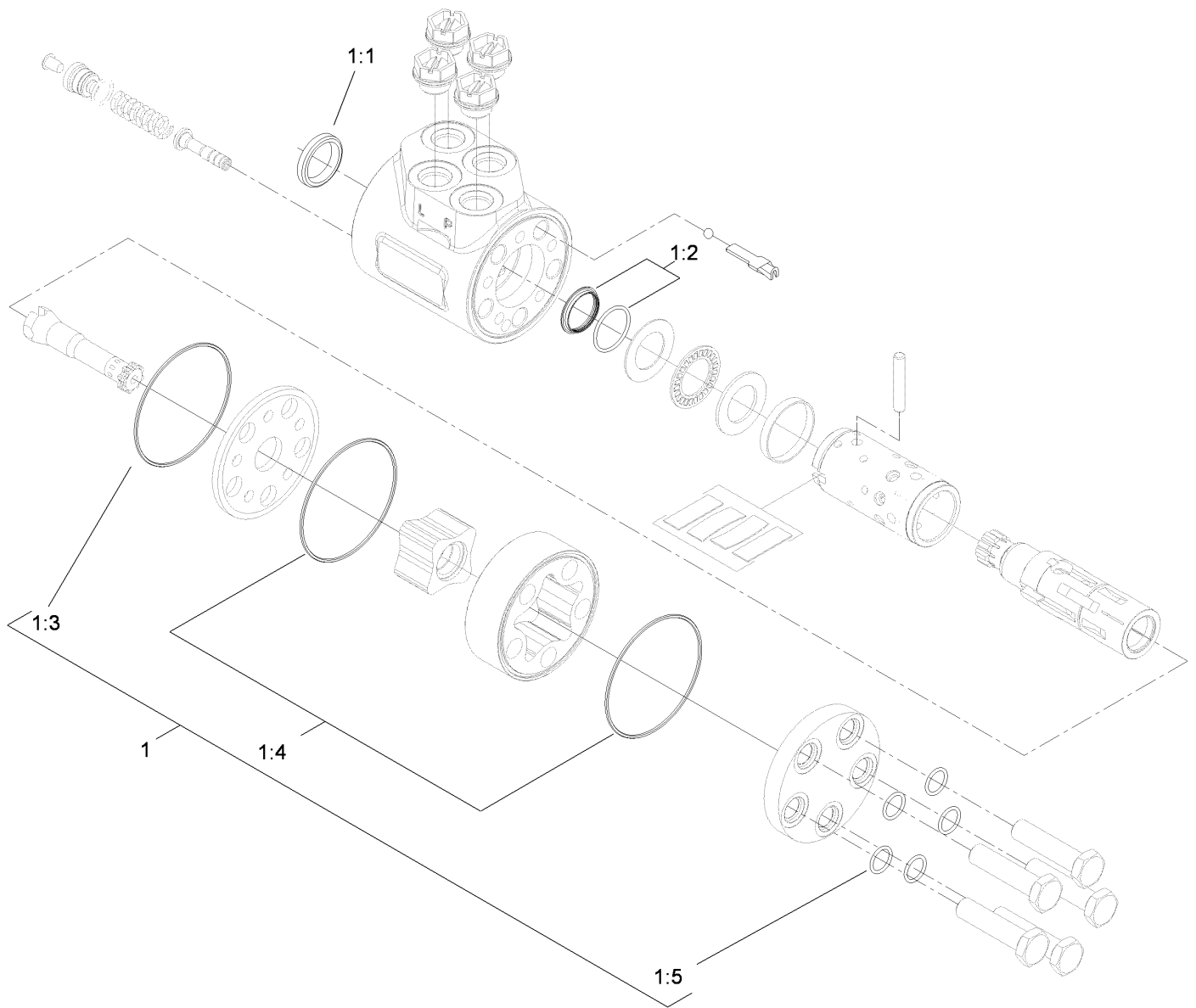
Ref.	Part Number	Qty.	Description
1	106-3622	1	Steering Tilt Column ASM
2	340-2	4	Fitting-Straight
2:1	237-22	1	O-Ring
2:2	237-42	1	O-Ring
3	98-1471	1	Wheel-Steering
3:1	98-1468	1	Cover-Wheel, Steering
4	98-1459	1	Decal
5	105-2409	4	Screw-HSH
6	106-3621	1	Steering Valve ASM
7	3274-1	4	Screw-HSH
8	3296-33	1	Nut-Lock, NI
9	3256-27	1	Washer-Flat
10	104-8301	4	Nut-HF, NI



Steering Tilt Column Assembly No. 106-3622

Ref.	Part Number	Qty.	Description
1	110-6462	1	Bellows-Rubber
2	110-6463	1	Cylinder Service Kit
2:1		1	Cylinder-Gas ●
2:2		1	Block-Pedal ●
2:3		2	Bolt ●
2:4		1	Pin ●
2:5		2	Washer-Lock ●
3	110-6464	1	Pedal Service Kit
3:1		1	Pedal ●
3:2		1	Pin ●
3:3		1	Spring ●
4	110-6465	1	Cover-Pedal
5	120-6256	1	Universal Joint Kit

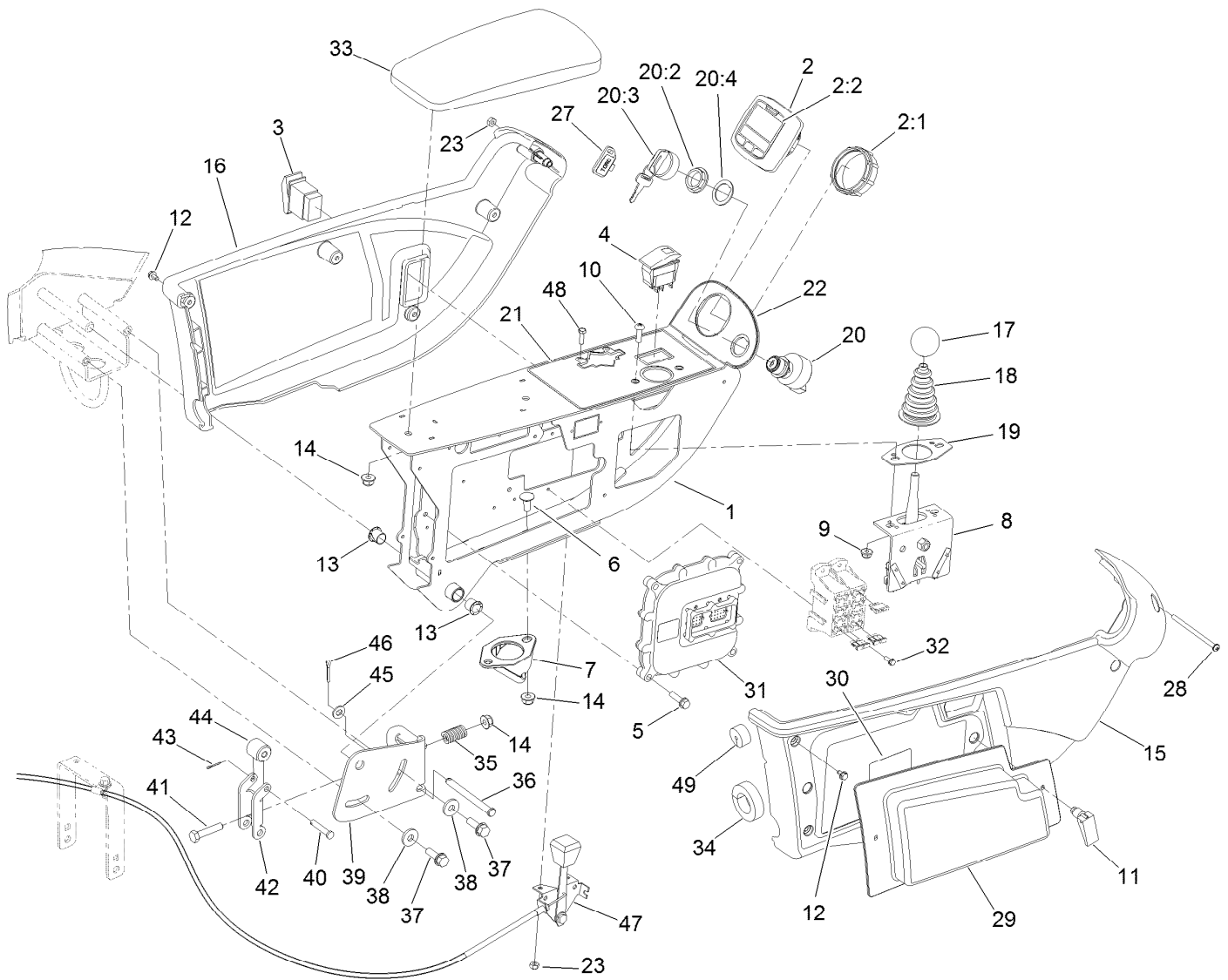
● Not serviced separately



Steering Valve Assembly No. 106-3621

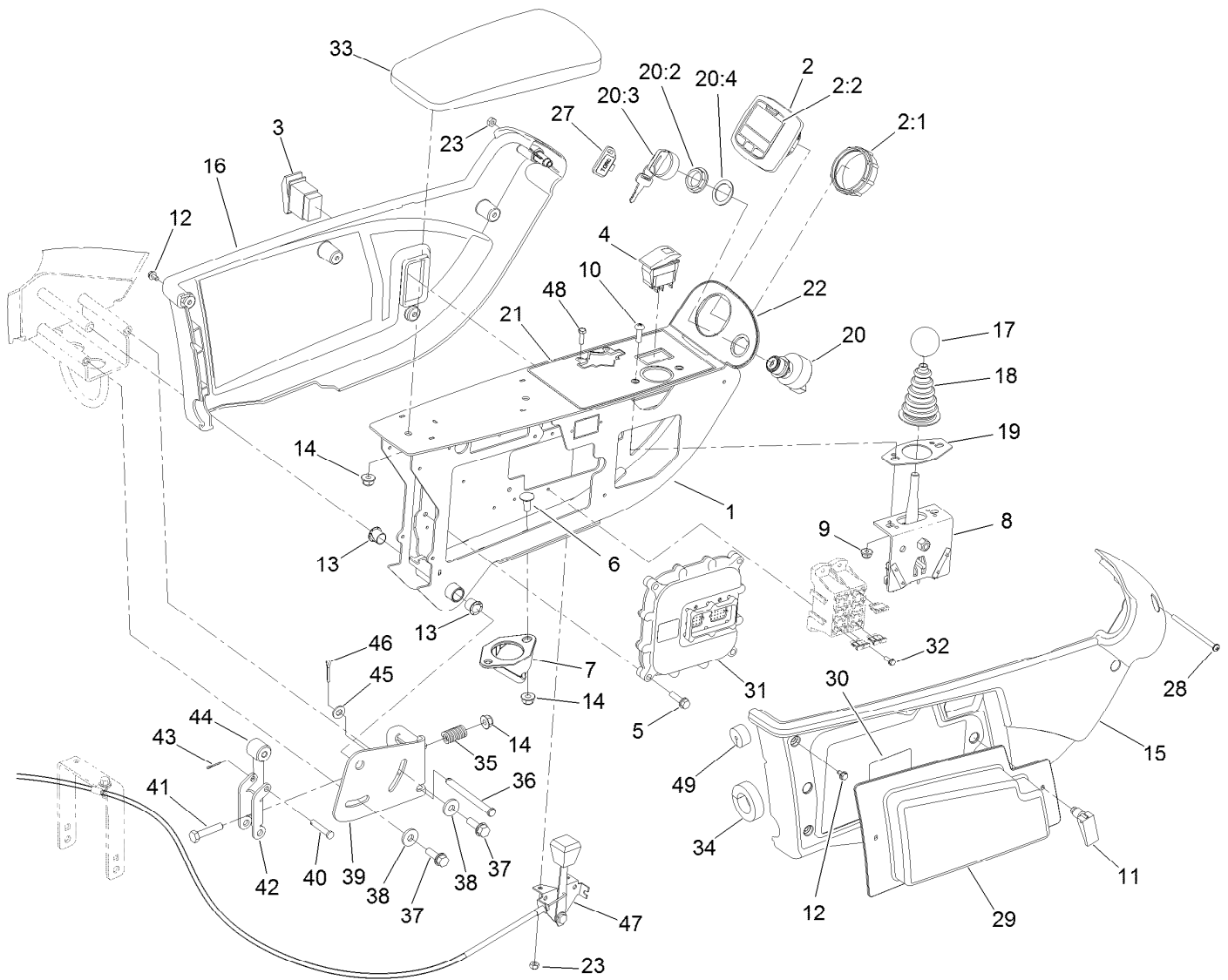
<i>Ref.</i>	<i>Part Number</i>	<i>Qty.</i>	<i>Description</i>
1	106-6716	1	Seal Kit
1:1		1	Ring-Seal, Dust ●
1:2		1	Seal-Shaft ●
1:3		1	O-Ring ●
1:4		2	O-Ring ●
1:5		5	O-Ring ●

● Not serviced separately



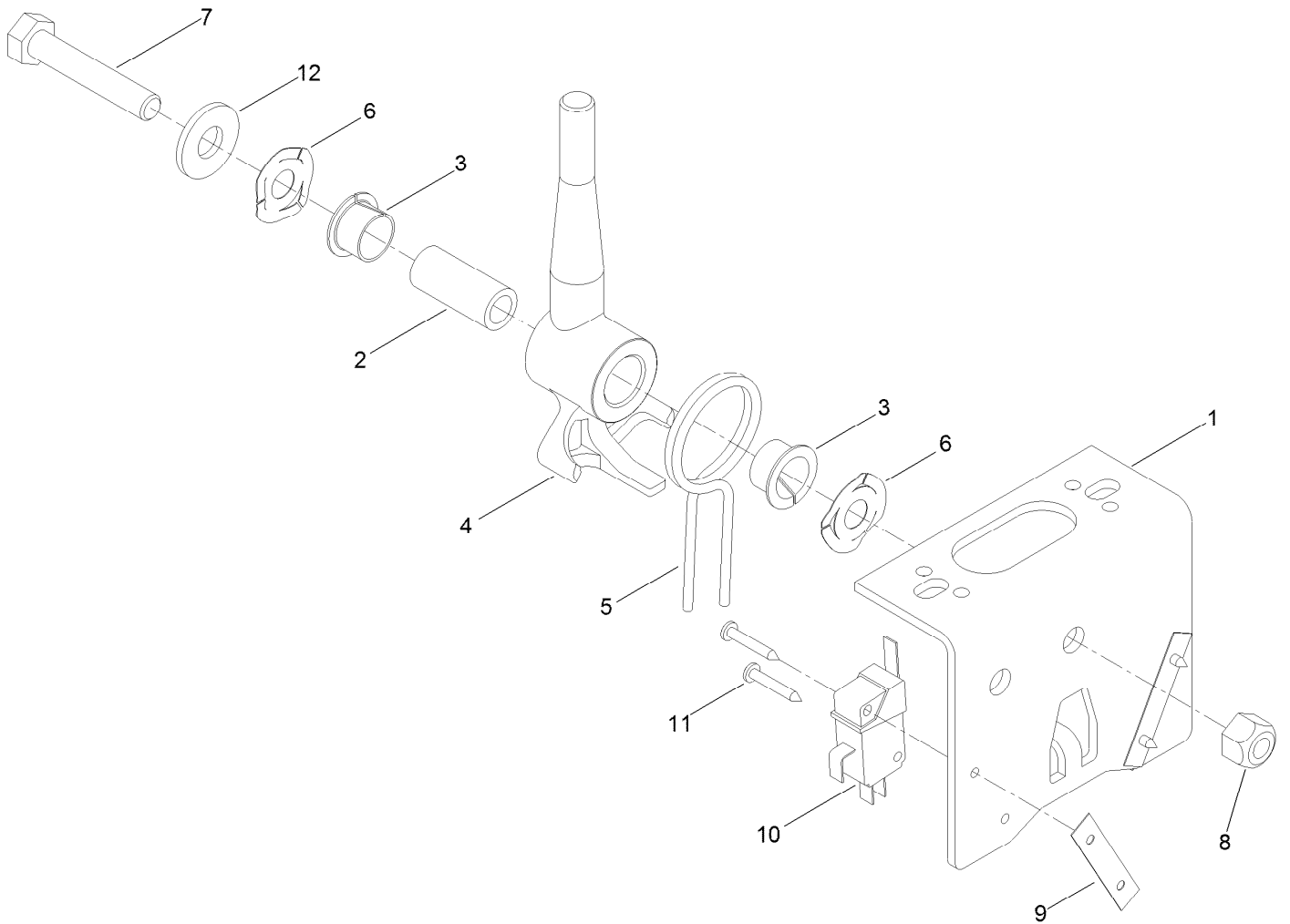
Console and Control Arm Assembly

Ref.	Part Number	Qty.	Description	Ref.	Part Number	Qty.	Description
1	120-3801-03	1	Frame-Arm, Control	18	93-5961	1	Boot-Lever
2	120-6310	1	LCD Display ASM Kantrak 1700	19	112-9181	1	Plate-Boot
2:1	120-4630	1	Nut-Display	20	106-5269	1	Ignition Switch ASM
2:2	120-6311	1	Decal-Display	20:2	108-8660	1	Nut-Mounting
3	95-8999	1	Switch-Rocker, On-None-On	20:3	106-5270	1	Ignition Key Set
4	105-4232	1	Switch	20:4	108-8659	1	Washer-Backup
5	32144-86	4	Screw-HWHTF	21	121-5644	1	Decal-Control Panel
6	3230-23	2	Bolt-CARR	22	120-4158	1	Decal-Console, Upper
7	125-1938	1	Latch	23	3296-2	3	Nut-Lock, NI
8	120-5280	1	Bracket-Joystick	27	99-8970	1	Key-Latch, Hood
9	104-7201	2	Nut-HF, NI	28	3250-22	1	Screw-PPH
10	3258-166	2	Screw-PRH	29	114-0446	1	Panel-Access
11	74-5950	2	Latch-Swell	30	117-0169	1	Decal-Fuses
12	104-2065	10	Screw-HWH	31	114-3321	1	Controller-Tec
13	256-257	2	Bushing-Nyliner	32	32144-87	4	Screw-HWHTF
14	104-8300	5	Nut-HF, NI	33	108-7602	1	Rest-Arm
15	108-7605	1	Cover-RH	34	110-8912	1	Seal-Foam
16	108-7604	1	Cover-LH	35	110-5331	1	Spring-Compression
17	233-42	1	Knob	36	283-88	1	Pin-Clevis
				37	32144-41	2	Screw-Taptite
				38	4-2390	2	Washer-Flat



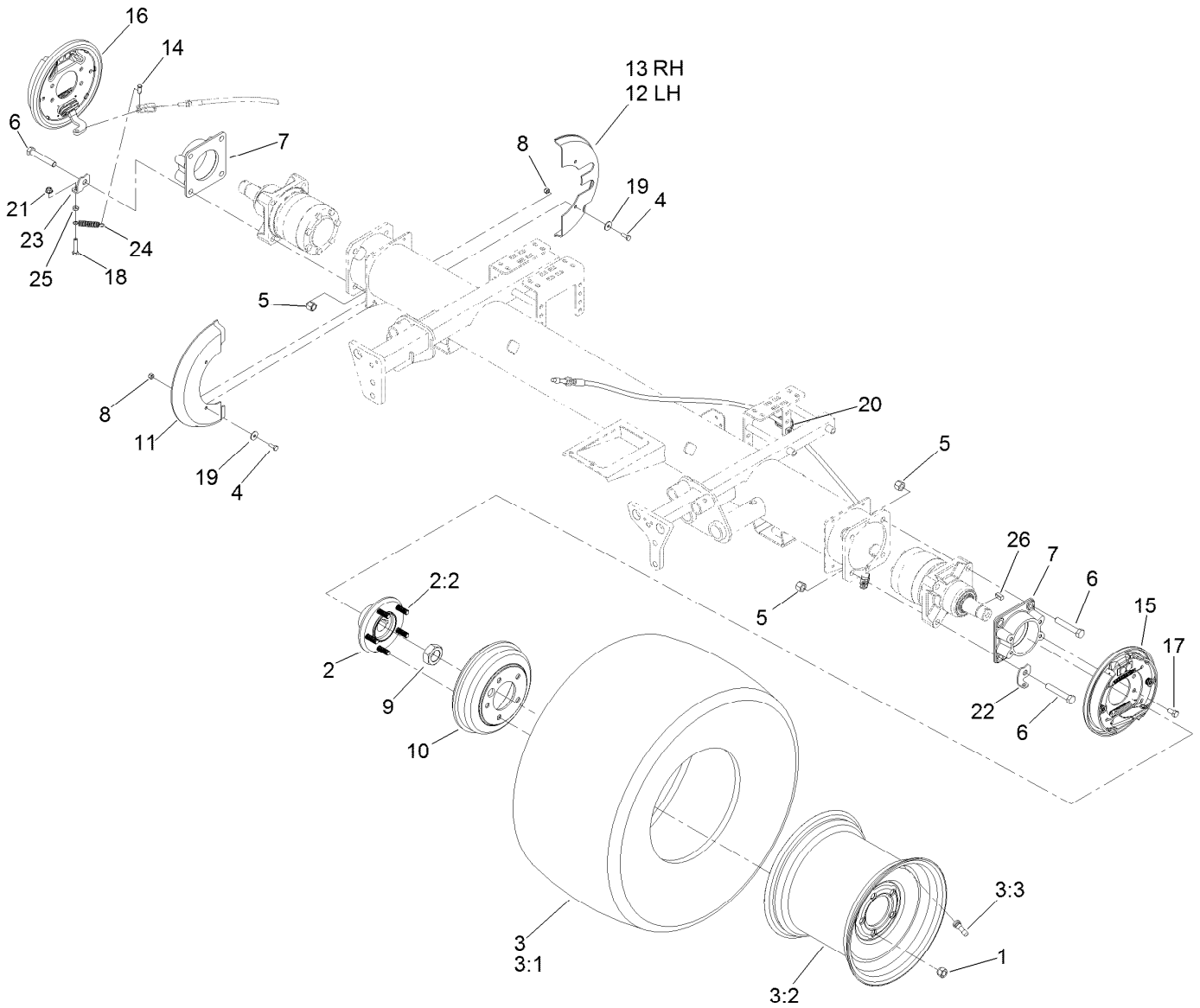
Console and Control Arm Assembly (continued)

<i>Ref.</i>	<i>Part Number</i>	<i>Qty.</i>	<i>Description</i>	<i>Ref.</i>	<i>Part Number</i>	<i>Qty.</i>	<i>Description</i>
39	110-5313-03	1	Bracket-Retainer	45	3256-23	1	Washer-Plain
40	283-73	1	Pin-Clevis	46	3272-10	1	Pin-Cotter
41	322-7	1	Screw-HH	47	114-8886	1	Control-Throttle
42	110-5314	1	Latch	48	3290-134	2	Screw
43	3272-1	1	Pin-Cotter	49	110-8911	1	Seal-Foam
44	110-8856	1	Spacer				



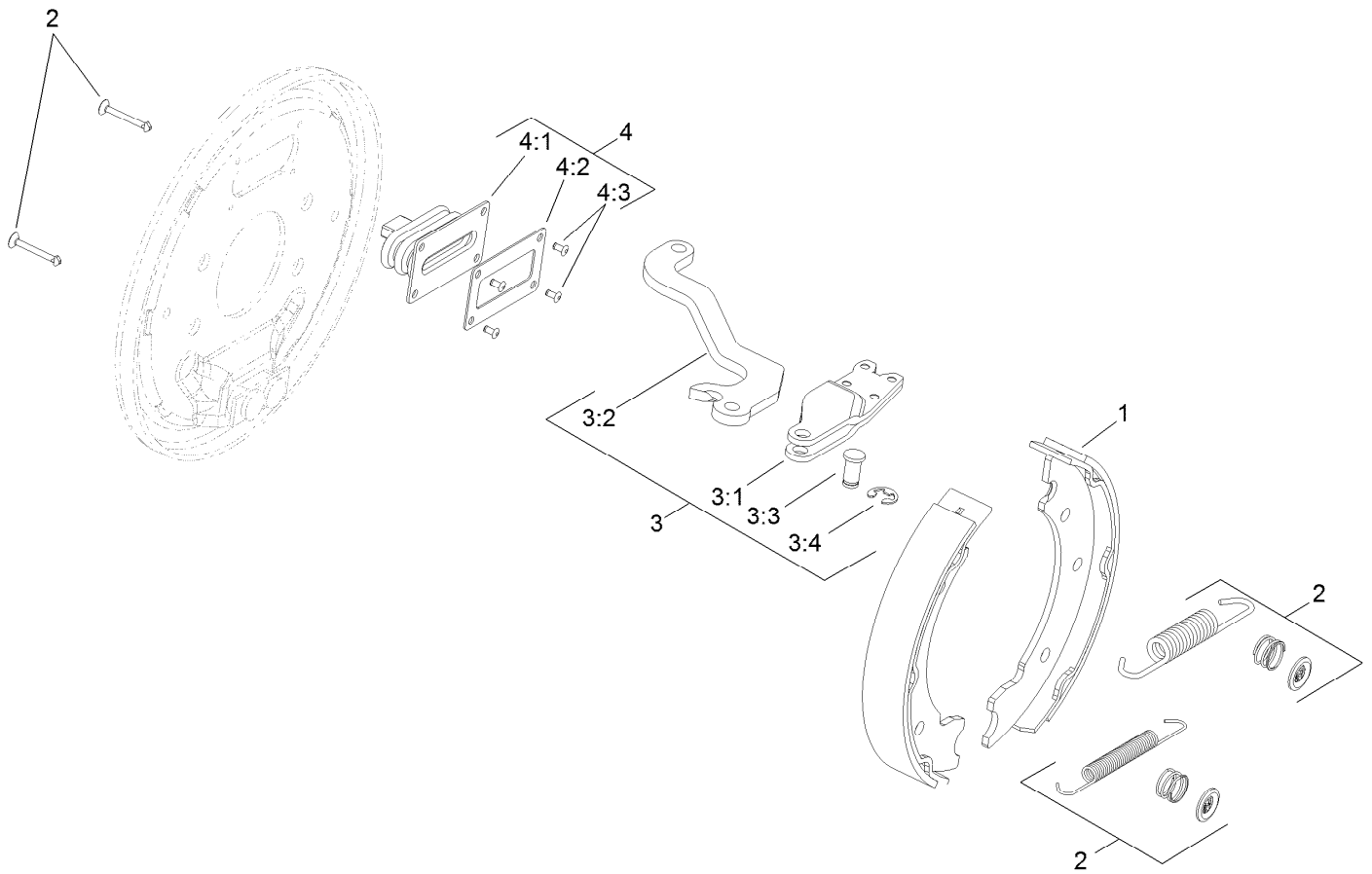
Joystick Bracket Assembly No. 120-5280

<i>Ref.</i>	<i>Part Number</i>	<i>Qty.</i>	<i>Description</i>
1	115-5357-03	1	Bracket-Joystick
2	106-4192	1	Spacer
3	93-5547	2	Bushing-Nylon
4	119-3540	1	Hub-Pivot, Joystick
5	105-8289	1	Spring-Torsion
6	106-4193	2	Washer-Finger, Spring
7	322-9	1	Screw-HH
8	3296-29	1	Nut-Lock, NI
9	3290-354	2	Nut-Speed
10	108-6496	2	Switch (W/Boot)
11	95-3003	4	Screw-PPHTF
12	3256-3	1	Washer-Flat



Front Axle Assembly

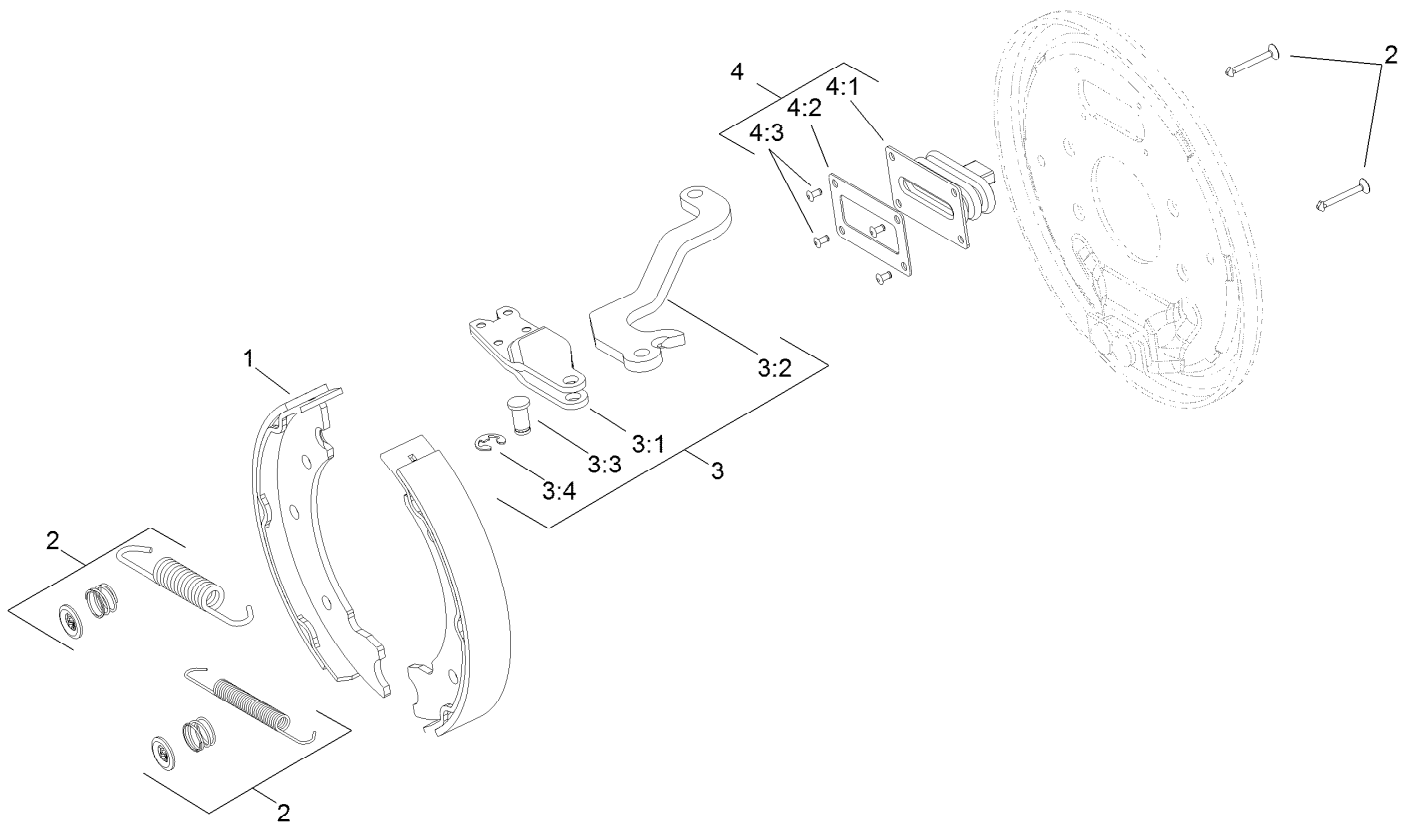
Ref.	Part Number	Qty.	Description	Ref.	Part Number	Qty.	Description
1	242-50	10	Nut-Lug	12	110-0951	1	Shield-Wheel, Rear (LH)
2	121-5631	2	Hub ASM	13	110-8878	1	Shield-Wheel, Rear (RH)
2:2	114-3918	5	Stud-Wheel	14	283-62	2	Pin-Clevis
3	117-5194	2	Tire ASM	15	120-6261	1	LH Brake ASM
3:1	117-5196	1	Tire	16	120-6260	1	RH Brake ASM
3:2	117-5197	1	Wheel	17	323-4	8	Screw-HH
3:3	232-27	1	Stem-Valve	18	322-7	2	Screw-HH
4	321-4	8	Screw-HH	19	3256-67	8	Washer
5	3296-23	8	Nut-Lock, NI	20	3290-378	2	Tie-Cable
6	325-12	8	Screw-HH	21	104-8300	2	Nut-HF, NI
7	120-6253-03	2	Adapter-Brake	22	120-6267	1	Clip-Spring, LH
8	3296-42	8	Nut-Lock, NI	23	120-6266	1	Clip-Spring, RH
9	117-3290	2	Nut-Hex	24	87-4020	2	Spring-Extension
10	114-8864	2	Drum-Brake	25	3218-2	2	Nut-Hex Jam
11	110-0950	2	Shield-Wheel, Front	26	117-5198	2	Key-Square



LH Brake Assembly No. 120-6261

Ref.	Part Number	Qty.	Description
1	108-6981	1	Brake Shoe Kit
2	108-6983	1	Brake Hardware Kit
3	110-8910	1	LH Actuator Kit
3:1		1	Housing ●
3:2		1	Lever-LH ●
3:3		1	Pin-Pivot ●
3:4		1	E-Ring ●
4	110-8885	1	Dust Boot Kit
4:1		1	Boot ●
4:2		1	Plate-Back Up ●
4:3		2	Rivet ●

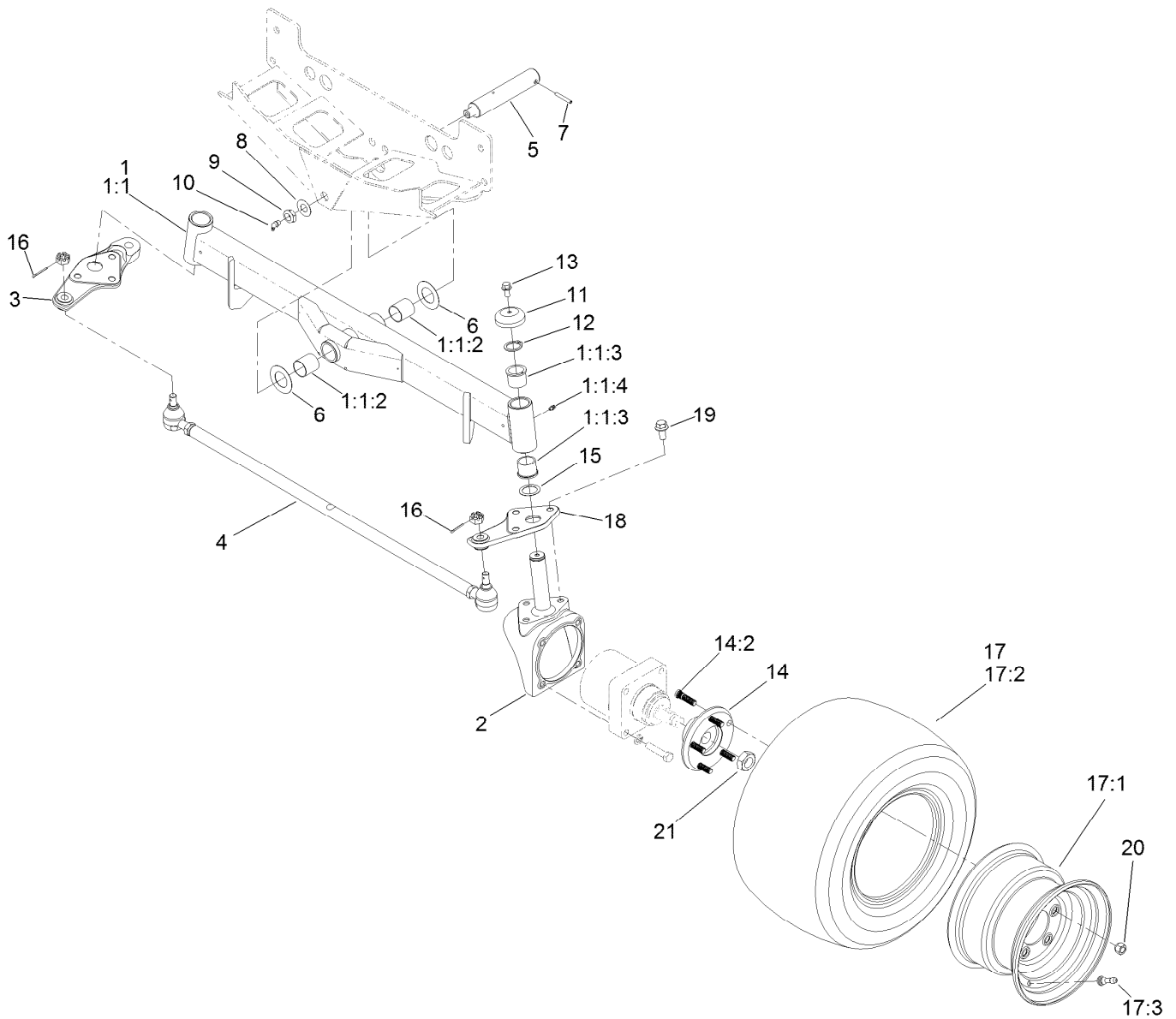
● Not serviced separately



RH Brake Assembly No. 120-6260

Ref.	Part Number	Qty.	Description
1	108-6981	1	Brake Shoe Kit
2	108-6983	1	Brake Hardware Kit
3	110-8884	1	RH Actuator Kit
3:1		1	Housing ●
3:2		1	Lever-RH ●
3:3		1	Pin-Pivot ●
3:4		1	E-Ring ●
4	110-8885	1	Dust Boot Kit
4:1		1	Boot ●
4:2		1	Plate-Back Up ●
4:3		2	Rivet ●

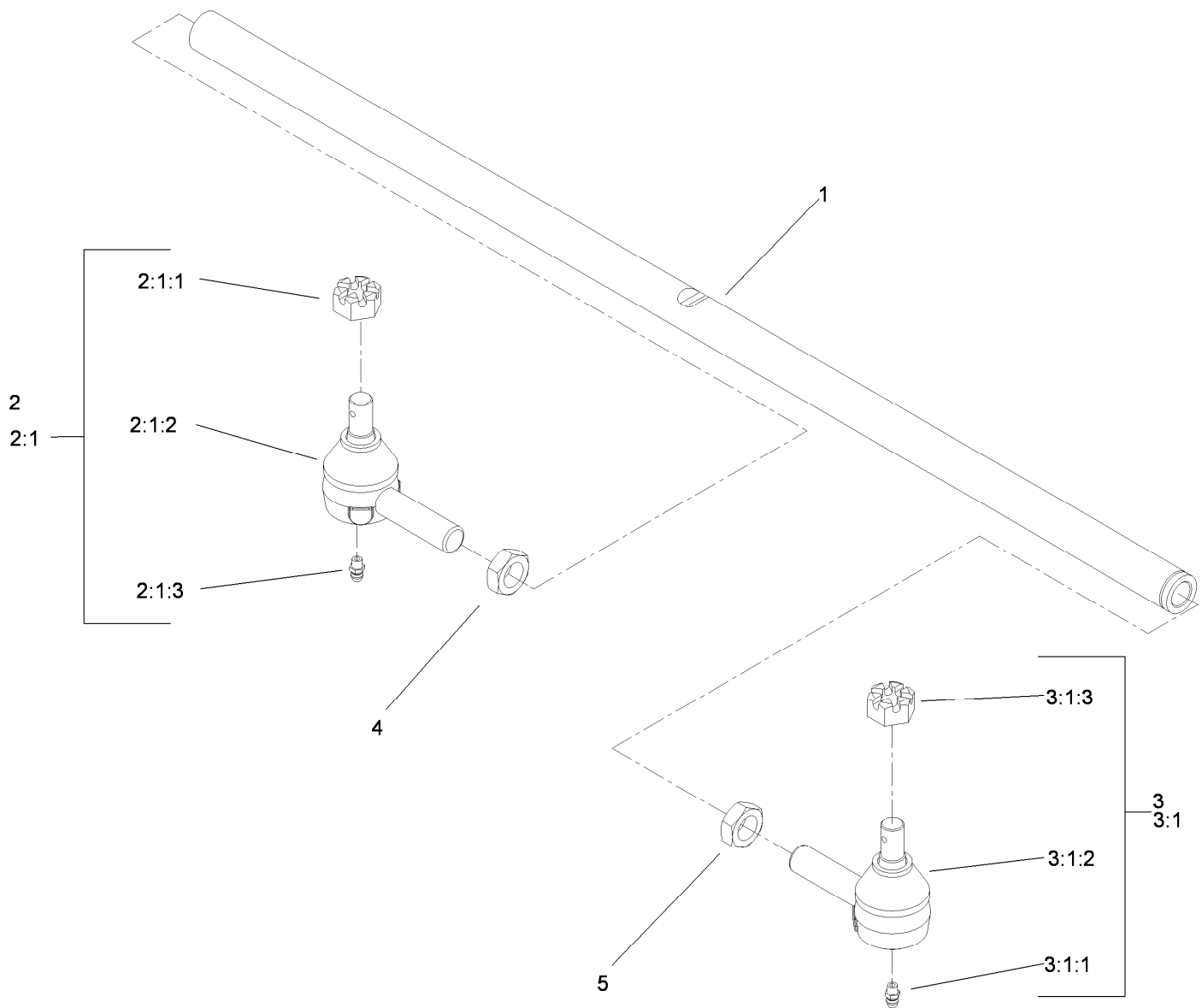
● Not serviced separately



Rear Axle Assembly

Ref.	Part Number	Qty.	Description	Ref.	Part Number	Qty.	Description
1	107-4546-03	1	Axle ASM	12	32151-77	2	Ring-Retaining, External
1:1		1	Axle ●	13	3234-1	2	Screw-HHF
1:1:2	99-6964	2	Bushing-Axle	14	121-5633	2	Hub ASM
1:1:3	104-0015	4	Bushing-Flange	14:2	114-3918	5	Stud-Wheel
1:1:4	302-5	2	Fitting-Grease	15	76-2980	2	Washer-Thrust
2	107-4517-03	2	Housing-Motor	16	3272-12	2	Pin-Cotter
3	110-5295-03	1	Link-Drag, RH	17	117-0281	2	Rim And Tire ASM
4	110-5334-03	1	Tie Rod ASM	17:1	117-0280	1	Rim
5	98-8173	1	Pin-Pivot, Axle	17:2	117-5125	1	Tire
6	99-8432	2	Washer-Thrust	17:3	232-27	1	Stem-Valve
7	32121-32	1	Pin-Roll	18	110-5297-03	1	Link-Drag, LH
8	71-4540	1	Washer-Thrust	19	3234-6	6	Screw-HHF
9	3296-15	1	Nut-Lock, NI	20	242-50	10	Nut-Lug
10	302-33	1	Fitting-Grease	21	26-3790	2	Nut-Lock
11	69-8890	2	Cap-Spindle				

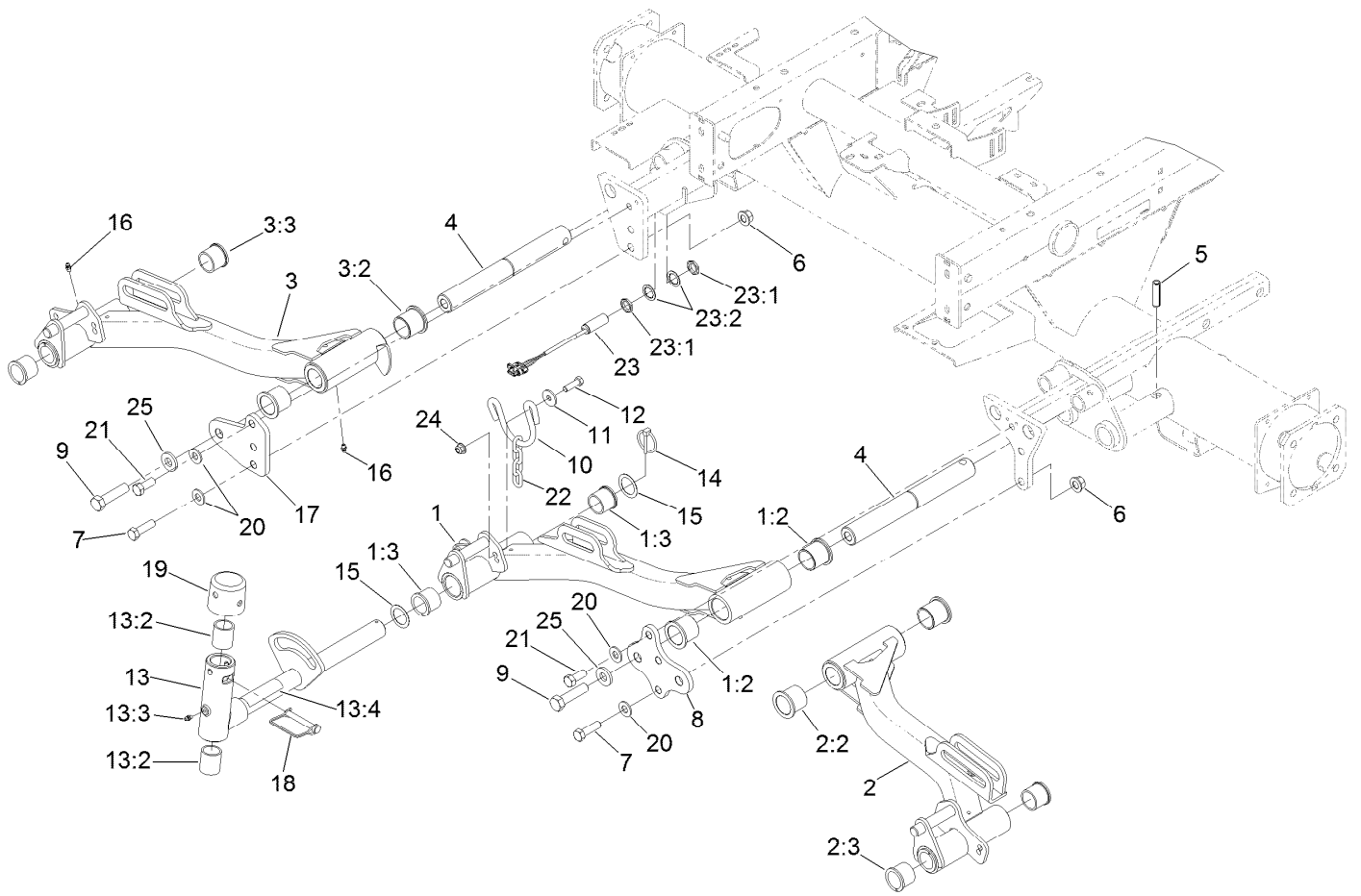
● Not serviced separately



Tie Rod Assembly No. 110-5334-03

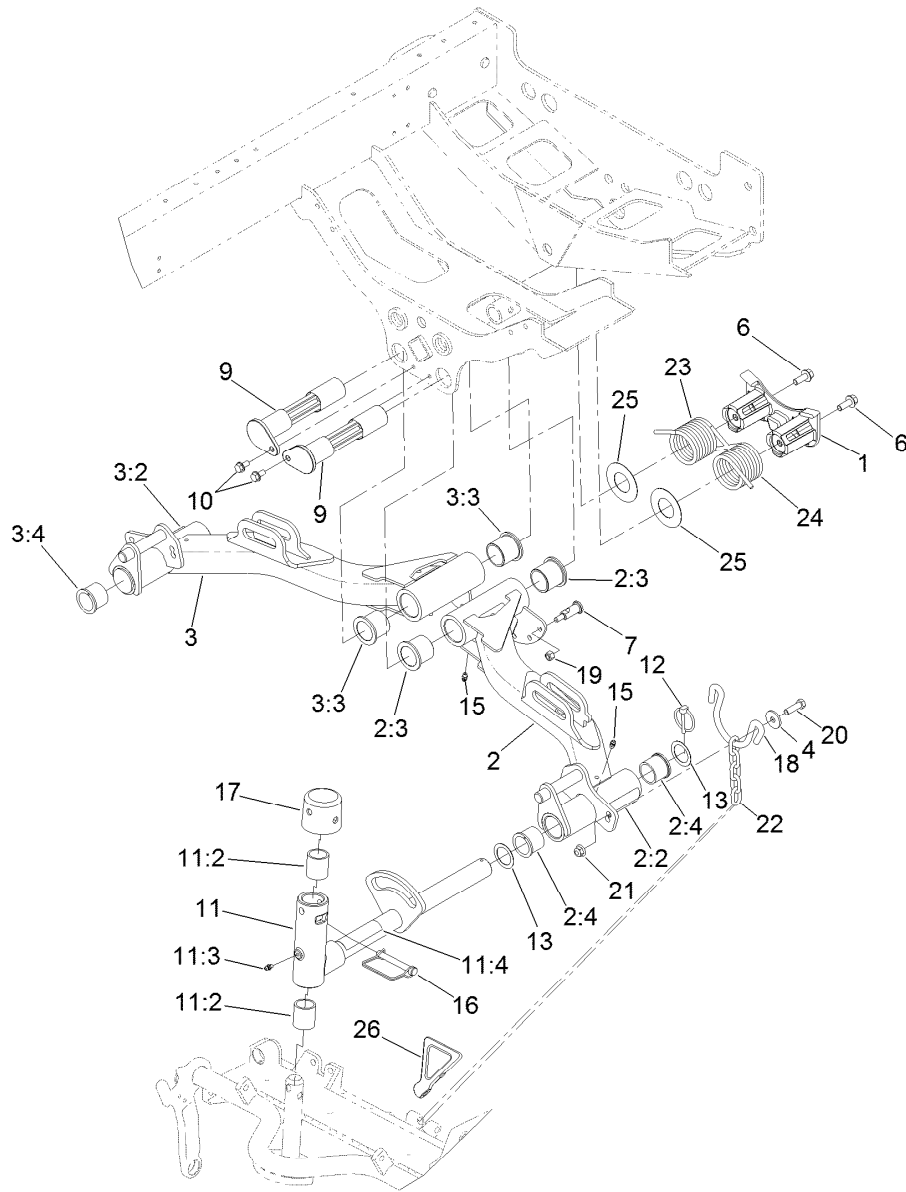
Ref.	Part Number	Qty.	Description
1	110-5335	1	Rod-Tie
2	71-4740-03	1	RH Tie Rod End ASM
2:1		1	End-Rod, Tie (RH) ●
2:1:1	105-7941	1	Nut-Hex, Slotted
2:1:2	105-7835	1	Seal
2:1:3	302-5	1	Fitting-Grease
3	2411-46-03	1	LH Tie Rod ASM
3:1		1	End-Rod, Tie (LH) ●
3:1:1	302-5	1	Fitting-Grease
3:1:2	105-7835	1	Seal
3:1:3	105-7941	1	Nut-Hex, Slotted
4	84-5300	1	Nut-Jam
5	110-5337	1	Nut-Jam

● Not serviced separately



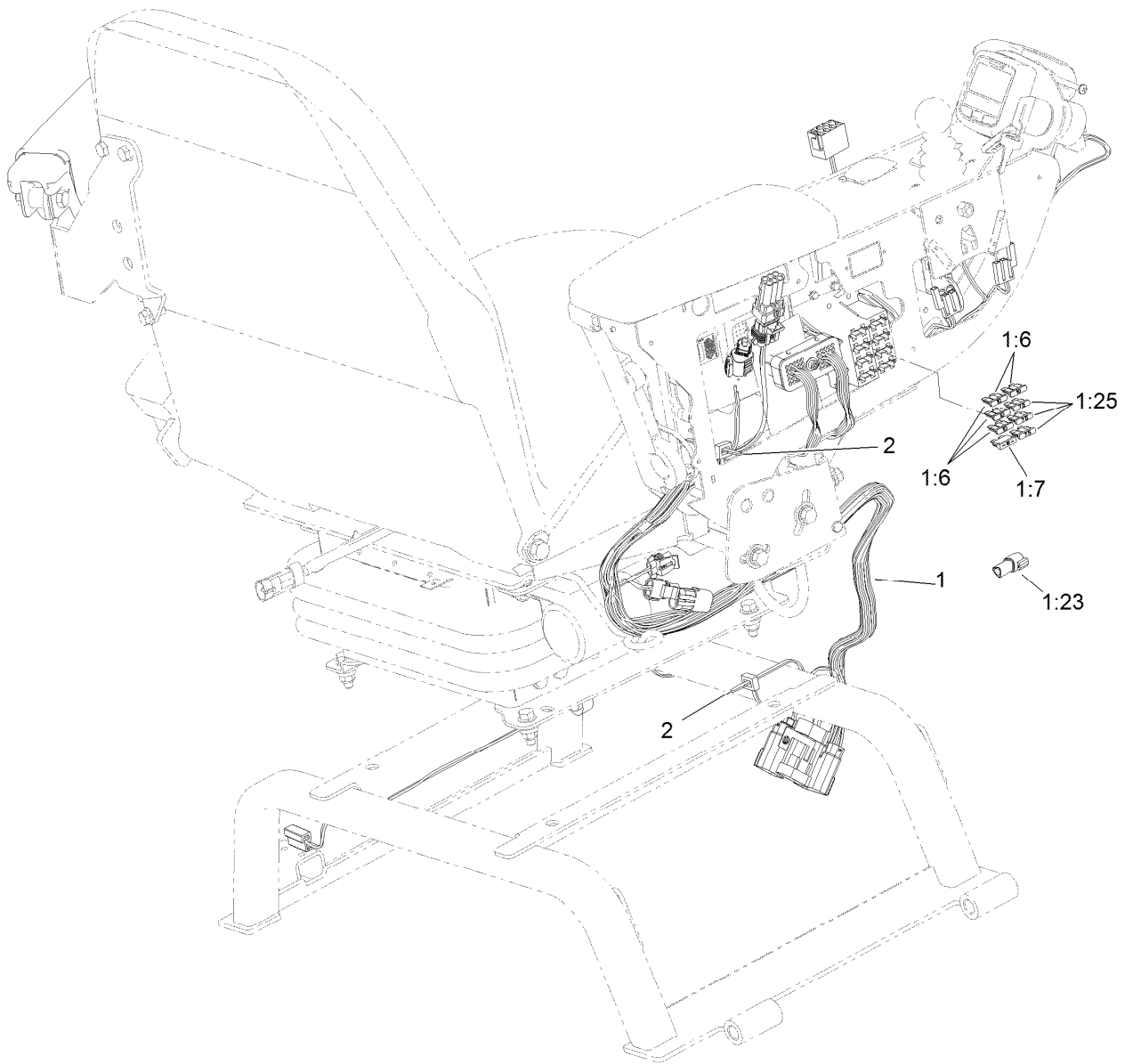
No. 1, 4 and 5 Lift Arm Assembly

Ref.	Part Number	Qty.	Description	Ref.	Part Number	Qty.	Description
1	110-0991	1	No. 1 Lift Arm ASM	13	107-2052	3	Pivot Yoke ASM
1:2	69-6470	2	Bushing-Caster	13:2	121-3187	2	Bushing
1:3	104-0015	2	Bushing-Flange	13:3	302-5	1	Fitting-Grease
2	114-8874	1	No. 4 Lift Arm ASM	13:4	110-9642	1	Decal-Warning
2:2	69-6470	2	Bushing-Caster	14	92-1298	3	Pin-Lynch
2:3	104-0015	2	Bushing-Flange	15	76-2980	6	Washer-Thrust
3	110-0995	1	No. 5 Lift Arm ASM	16	302-5	6	Fitting-Grease
3:2	69-6470	2	Bushing-Caster	17	117-5153-01	1	Plate-Bridge 5
3:3	104-0015	2	Bushing-Flange	18	107-7400	3	Pin-Lynch
4	117-0208	3	Shaft-Pivot, Liftarm	19	107-4027	3	Cap
5	32121-122	3	Pin-Roll	20	87-7270	6	Washer-Thrust
6	99-5107	4	Nut-Lock	21	325-5	2	Screw-HH
7	325-7	4	Screw-HH	22	84-2451	3	Chain-Straight, 5 Link
8	117-5154-01	1	Plate-Bridge 1 And 4	23	115-5300	1	Proximity Switch ASM
9	327-7	3	Screw-HH	23:1	117-3207	2	Nut-Hex
10	110-0922	3	Hoop-Chain	23:2	117-3208	2	Washer-Lock, Internal Tooth
11	63-8410	6	Washer	24	104-8301	6	Nut-HF, NI
12	323-7	6	Screw-HH	25	99-7667	3	Washer-Flat



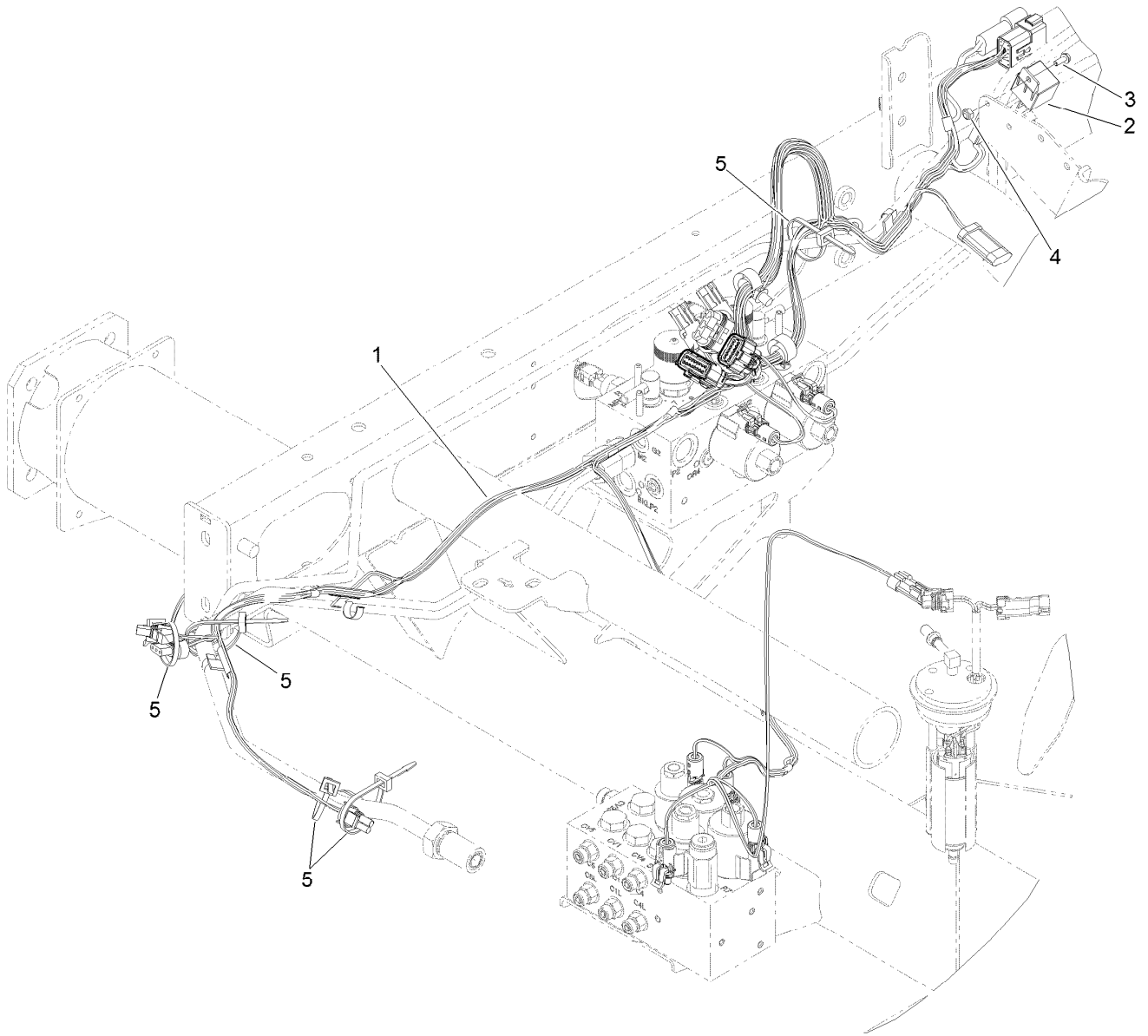
No. 2 and 3 Lift Arm Assembly

Ref.	Part Number	Qty.	Description	Ref.	Part Number	Qty.	Description
1	125-2018	1	Housing	11:3	302-5	1	Fitting-Grease
2	125-2912	1	Lift Arm 2 ASM	11:4	110-9642	1	Decal-Warning
2:2	93-6696	1	Decal-Warning	12	92-1298	2	Pin-Lynch
2:3	69-6470	2	Bushing-Caster	13	76-2980	4	Washer-Thrust
2:4	104-0015	2	Bushing-Flange	15	302-5	4	Fitting-Grease
3	125-2913	1	Lift Arm 3 ASM	16	107-7400	2	Pin-Lynch
3:2	93-6696	1	Decal-Warning	17	107-4027	2	Cap
3:3	69-6470	2	Bushing-Caster	18	110-0922	2	Hoop-Chain
3:4	104-0015	2	Bushing-Flange	19	3296-29	6	Nut-Lock, NI
4	63-8410	4	Washer	20	323-7	4	Screw-HH
6	3234-11	2	Screw-HHF	21	104-8301	4	Nut-HF, NI
7	120-6283	6	Stud-Shouldered	22	84-2451	2	Chain-Straight, 5 Link
9	125-2037	2	Shaft	23	99-5608-03	1	Spring-Torsion, RH
10	32144-14	2	Screw-HWHTF	24	99-5609-03	1	Spring-Torsion, LH
11	107-2052	2	Pivot Yoke ASM	25	110-5345	2	Washer
11:2	121-3187	2	Bushing	26	119-8010-03	1	Kickstand



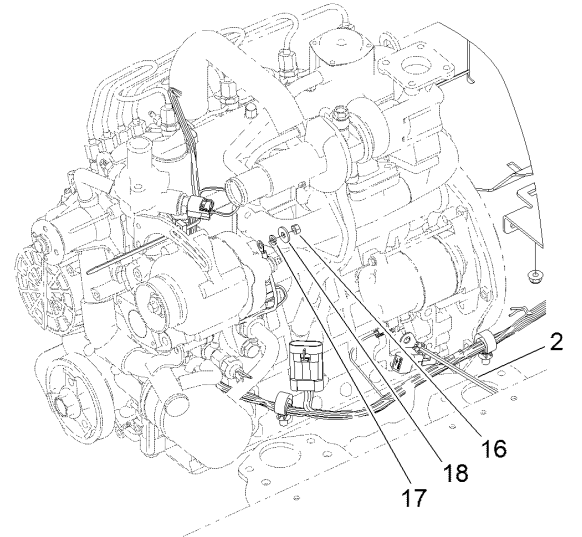
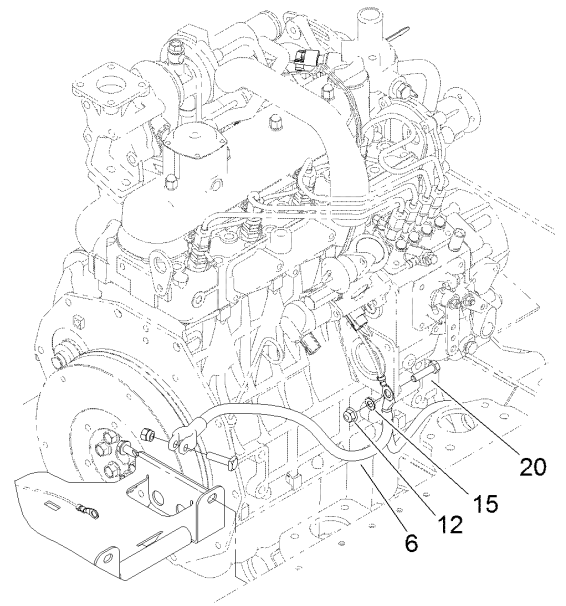
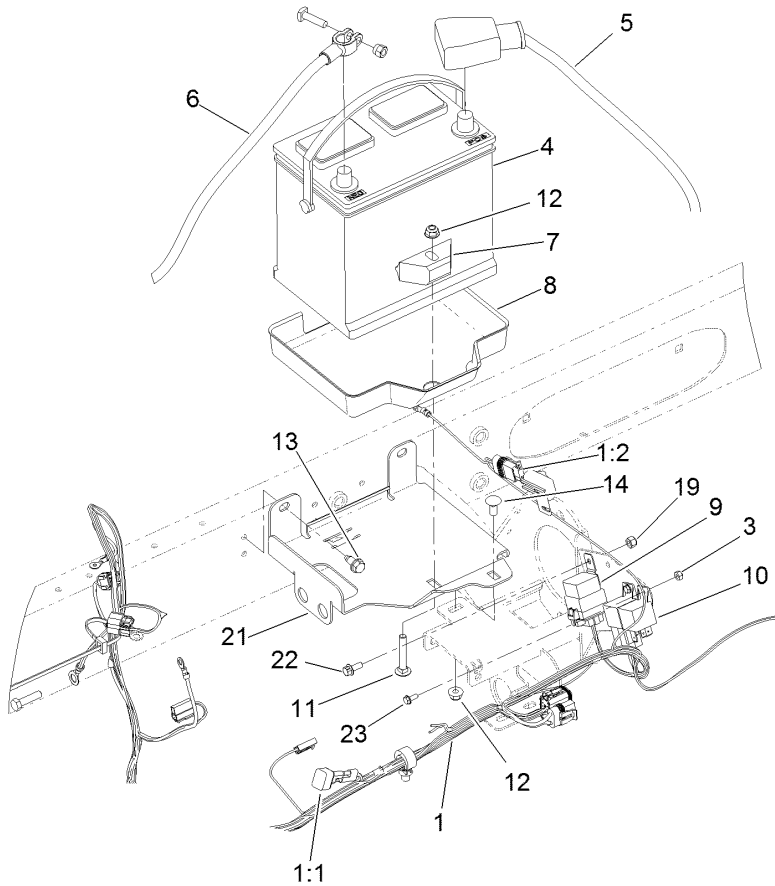
Seat and Control Arm Wiring Harness Assembly

<i>Ref.</i>	<i>Part Number</i>	<i>Qty.</i>	<i>Description</i>
1	115-8081	1	Harness-Wire, Seat
1:6	218-578	3	Fuse-Blade, 10 Amp
1:7	109355	1	Fuse-Blade, 15 Amp
1:23	32180-043	1	Resistor-120 Ohm
1:25	114241	3	Fuse-Blade, 7.5 Amp
2	3290-378	3	Tie-Cable



Main Wiring Harness Assembly

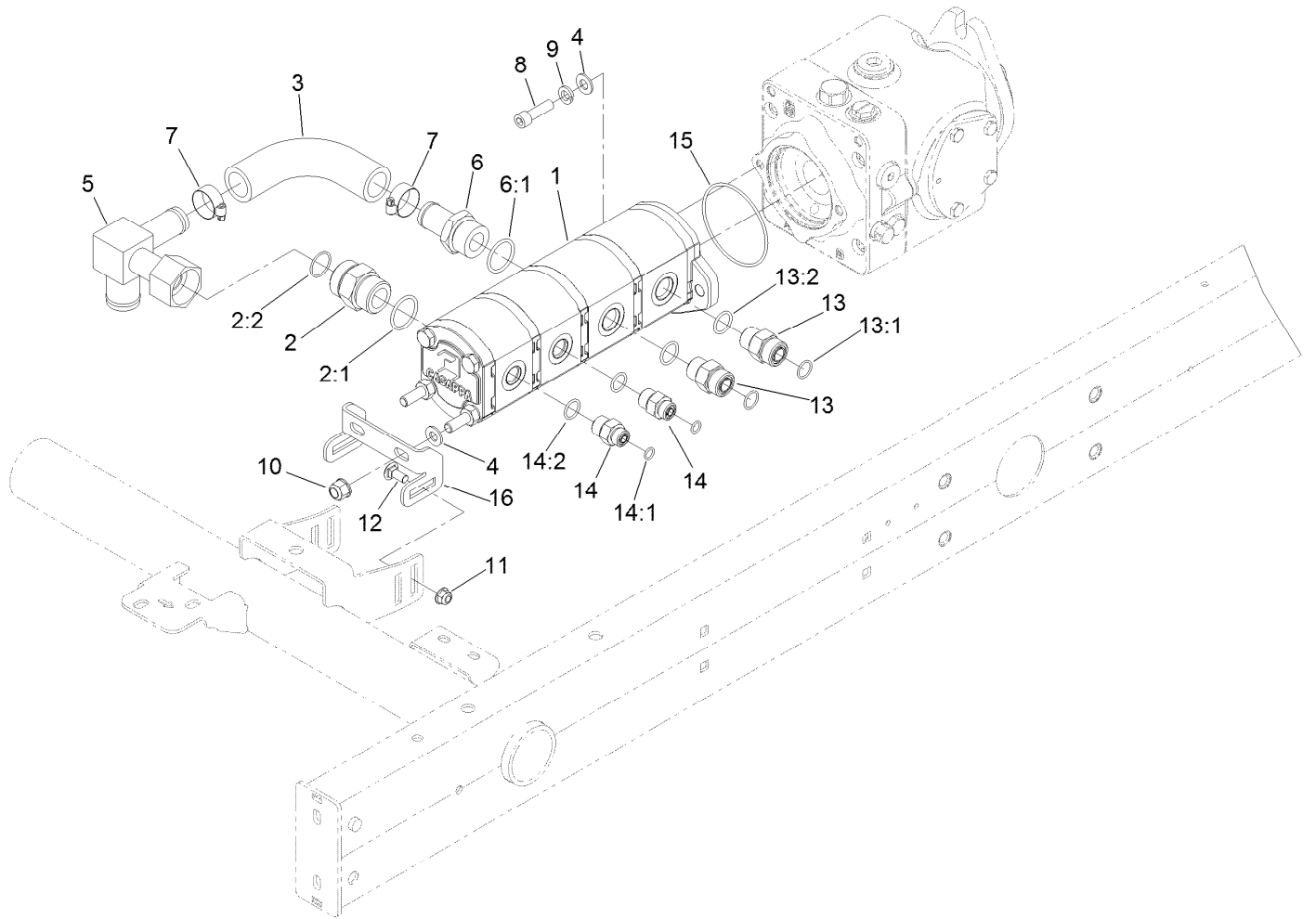
<i>Ref.</i>	<i>Part Number</i>	<i>Qty.</i>	<i>Description</i>
1	120-6356	1	Harness-Wire, Main
2	99-7435	1	Relay
3	3290-321	1	Screw-HWH
4	3296-2	1	Nut-Lock, NI
5	3290-378	10	Tie-Cable



Battery Mounting Assembly

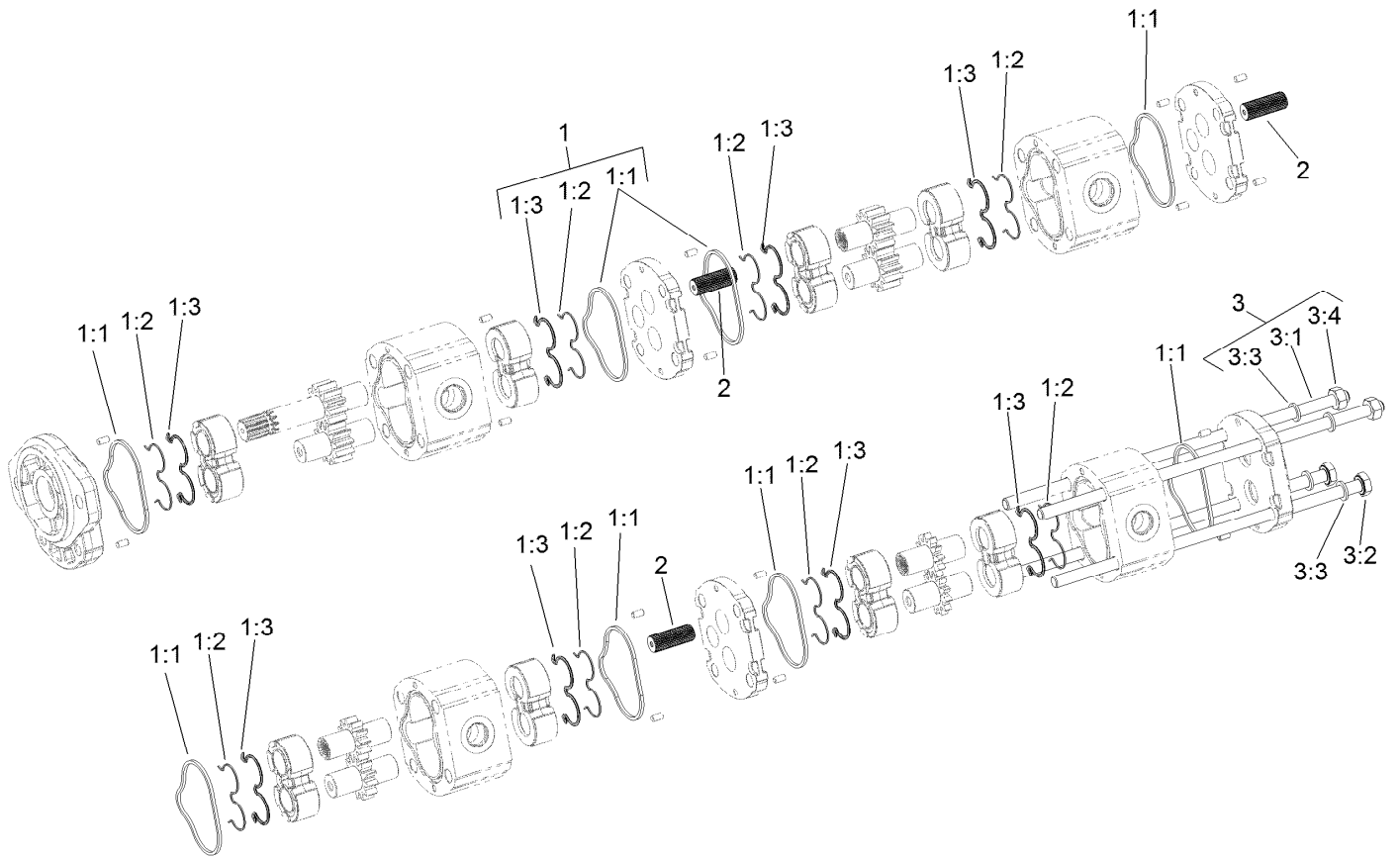
Ref.	Part Number	Qty.	Description
1	120-6346	1	Harness-Wire, Row Engine
1:1	100-4918	1	Diode
1:2	94-6710	1	Fuse-2 Amp
2	99-3441	1	Harness-Wire, Fusible Link
3	3296-2	1	Nut-Lock, NI
4	104-9979	1	Battery
5	108-1802	1	Cable-Battery, Positive
6	110-8813	1	Cable-Battery, Negative
7	66-2490	1	Retainer-Battery
8	99-3513	1	Tray-Battery
9	99-7430	1	Relay-Mini
10	99-7435	1	Relay
11	3230-6	1	Bolt-CARR

Ref.	Part Number	Qty.	Description
12	104-8300	4	Nut-HF, NI
13	32104-32	2	Screw-HWH
14	3230-1	1	Bolt-CARR
15	3255-8	1	Washer-Lock
16	48-7890	1	Nut-Hex
17	43-5930	1	Washer-Lock, Spring
18	3256-78	1	Washer-Flat
19	3296-42	1	Nut-Lock, NI
20	322-6	1	Screw-HH
21	110-0907-01	1	Bracket-Battery
22	3234-33	1	Screw-HHF
23	3290-321	1	Screw-HWH



Gear Pump Assembly

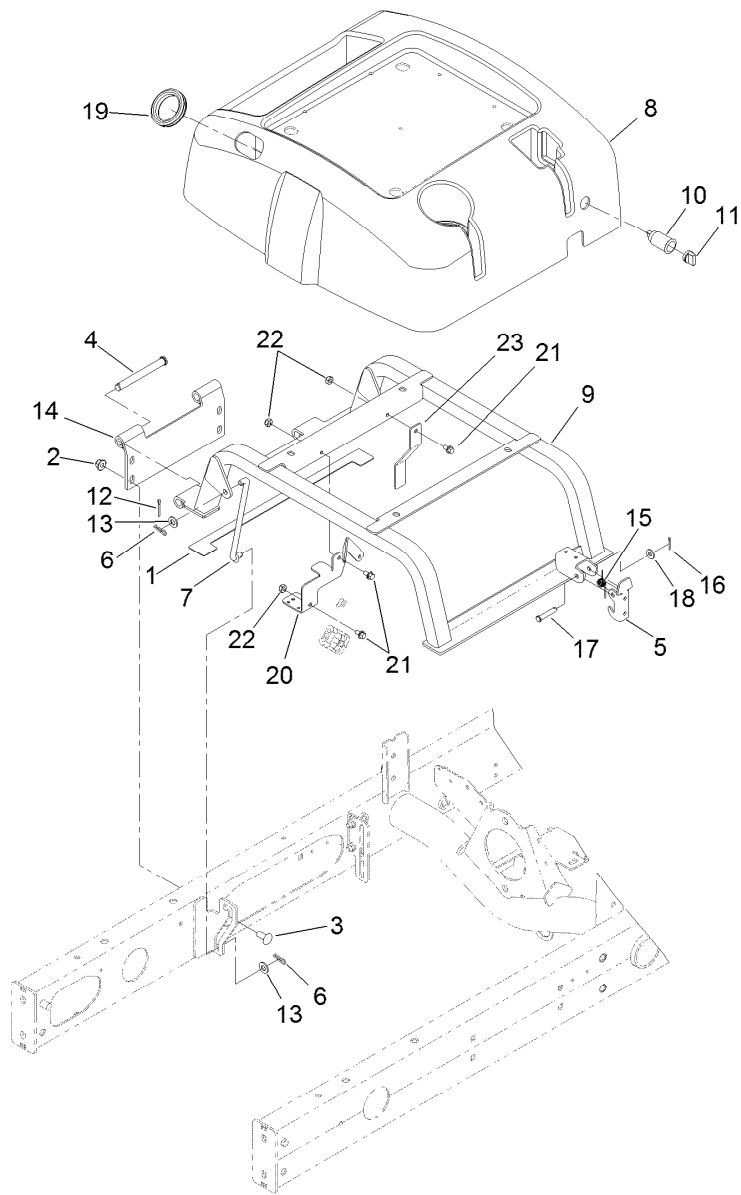
<i>Ref.</i>	<i>Part Number</i>	<i>Qty.</i>	<i>Description</i>	<i>Ref.</i>	<i>Part Number</i>	<i>Qty.</i>	<i>Description</i>
1	107-4547	1	Gear Pump ASM	10	103-9511	2	Nut-Flg
2	104-3797	1	Fitting-Straight	11	104-8300	2	Nut-HF, NI
2:1	237-146	1	O-Ring	12	3230-1	2	Bolt-CARR
2:2	340-65	1	O-Ring	13	340-7	2	Fitting-Straight
3	108-1683	1	Hose-Formed	13:1	237-65	1	O-Ring
4	3256-24	4	Washer-Plain	13:2	237-80	1	O-Ring
5	108-1672	1	Manifold-Tube	14	340-3	2	Fitting-Straight
6	354-78	1	Fitting-STR	14:1	237-22	1	O-Ring
6:1	237-146	1	O-Ring	14:2	237-79	1	O-Ring
7	2412-34	2	Clamp-Hose	15	237-161	1	O-Ring
8	3274-1	2	Screw-HSH	16	108-1801-01	1	Bracket-Support, Pump
9	3253-5	2	Washer-Lock				



Gear Pump Assembly No. 107-4547

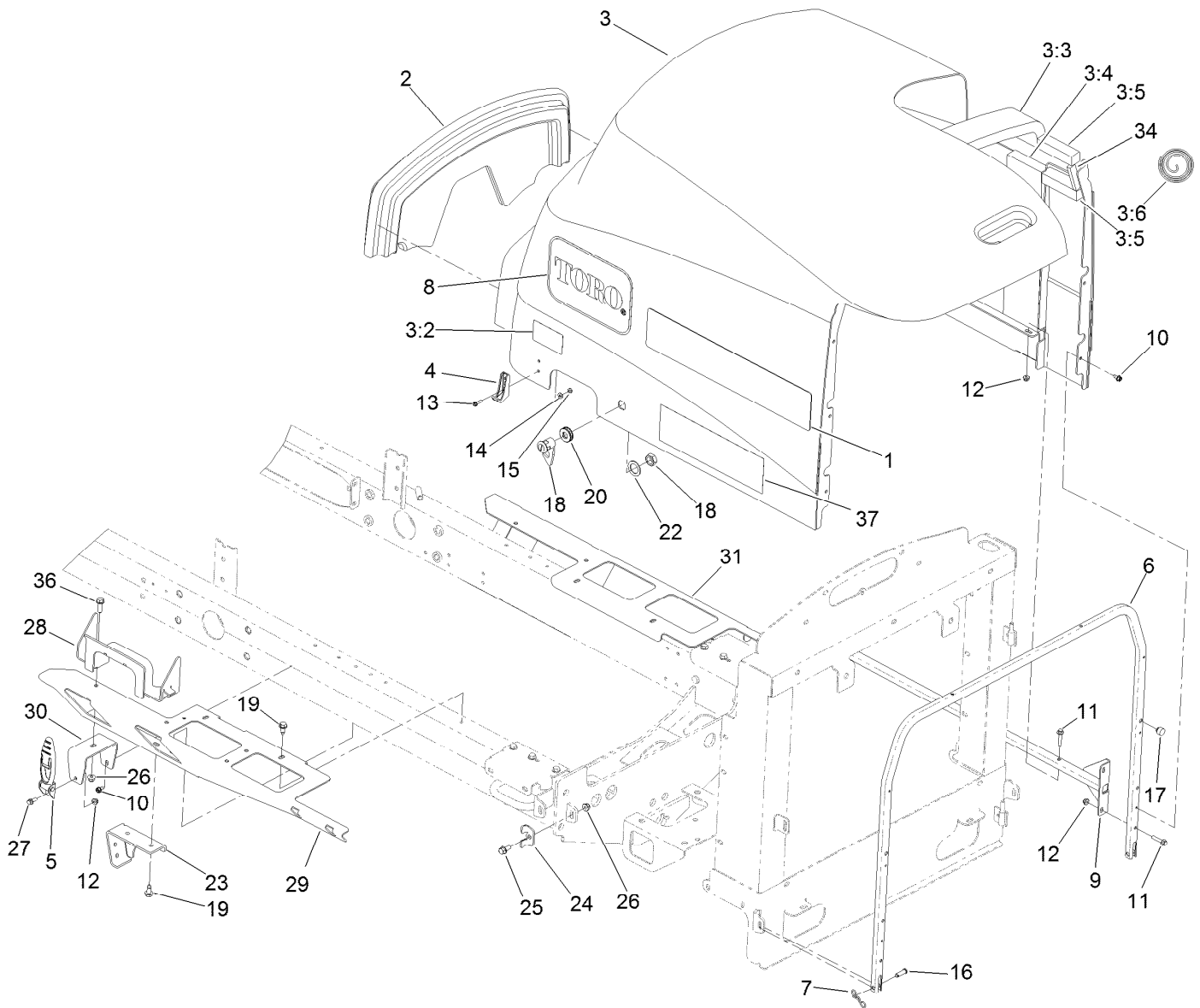
Ref.	Part Number	Qty.	Description
1	108-4595	1	Seal Kit
1:1		8	Seal ●
1:2		8	Seal ●
1:3		8	Ring-Back Up ●
2	120-6284	3	Hub-Connecting
3	125-8760	1	Kit-Bolt
3:1		2	Bolt-Stud ●
3:2		2	Screw ●
3:3		4	Washer ●
3:4		2	Nut ●

● Not serviced separately



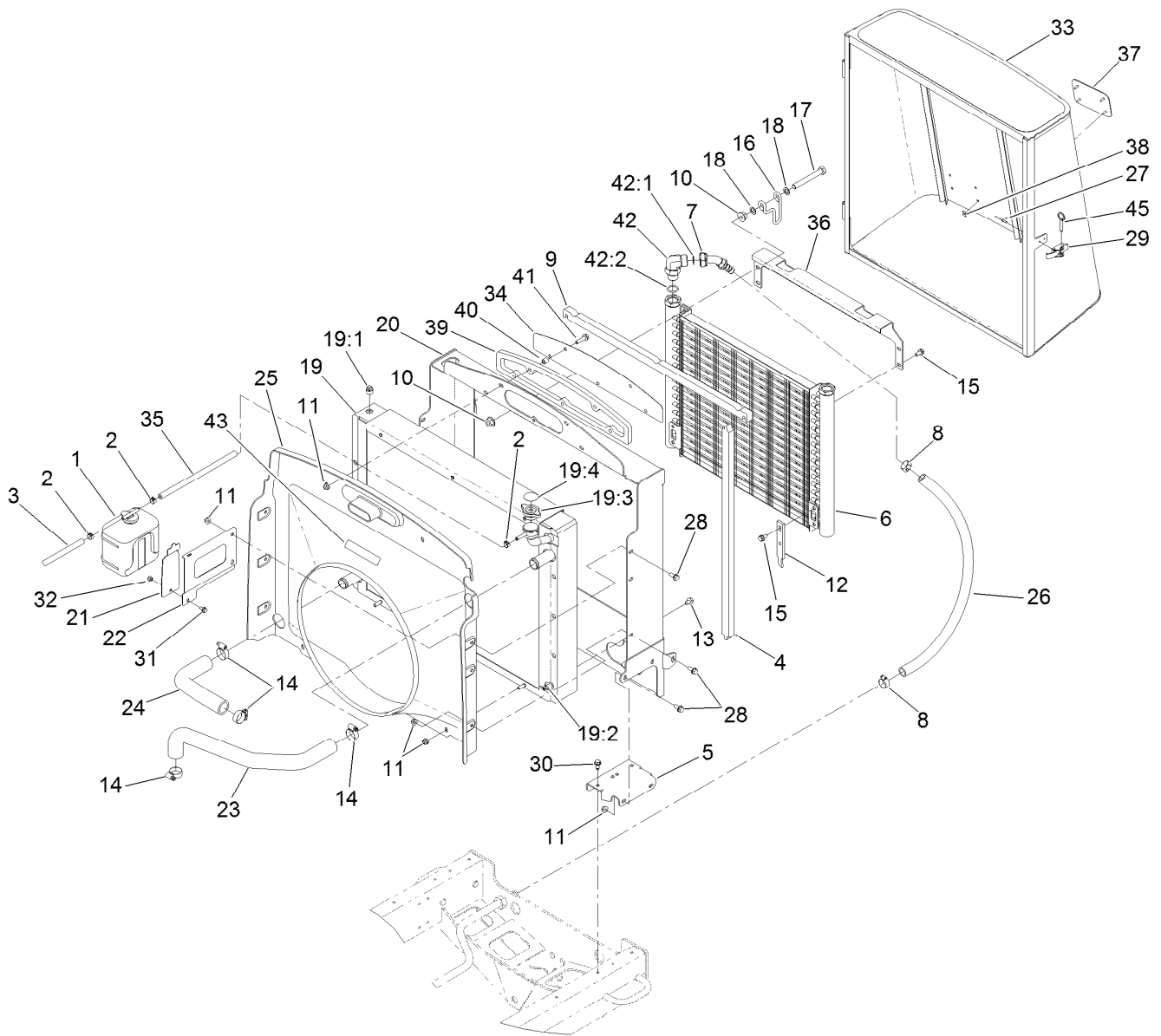
Seat Base Assembly

<i>Ref.</i>	<i>Part Number</i>	<i>Qty.</i>	<i>Description</i>	<i>Ref.</i>	<i>Part Number</i>	<i>Qty.</i>	<i>Description</i>
1	110-5255	2	Bumper-Base, Seat	13	3256-24	4	Washer-Plain
2	104-8301	4	Nut-HF, NI	14	125-2121-03	1	Hinge-Seatbase
3	3231-27	4	Screw-CARR	15	104-4821	1	Spring-Torsion
4	283-83	2	Pin-Clevis	16	3272-6	1	Pin-Cotter
5	110-8971	1	Latch	17	94-3829	1	Pin-Clevis
6	3290-307	4	Pin-Cotter	18	3256-2	1	Washer-Flat
7	98-0917	2	Rod-Prop	19	240-12	1	Grommet-Rubber
8	108-1757	1	Cover-Seatbase	20	127-2711-03	1	Bracket-Harness
9	125-2122-03	1	Seat Base ASM	21	3234-13	3	Screw-HHF
10	99-7411	1	Point-Power	22	3296-16	3	Nut-Lock, NI
11	99-7416	1	Cap	23	127-2615-03	1	Bracket-Harness, Wire
12	3272-11	2	Pin-Cotter				



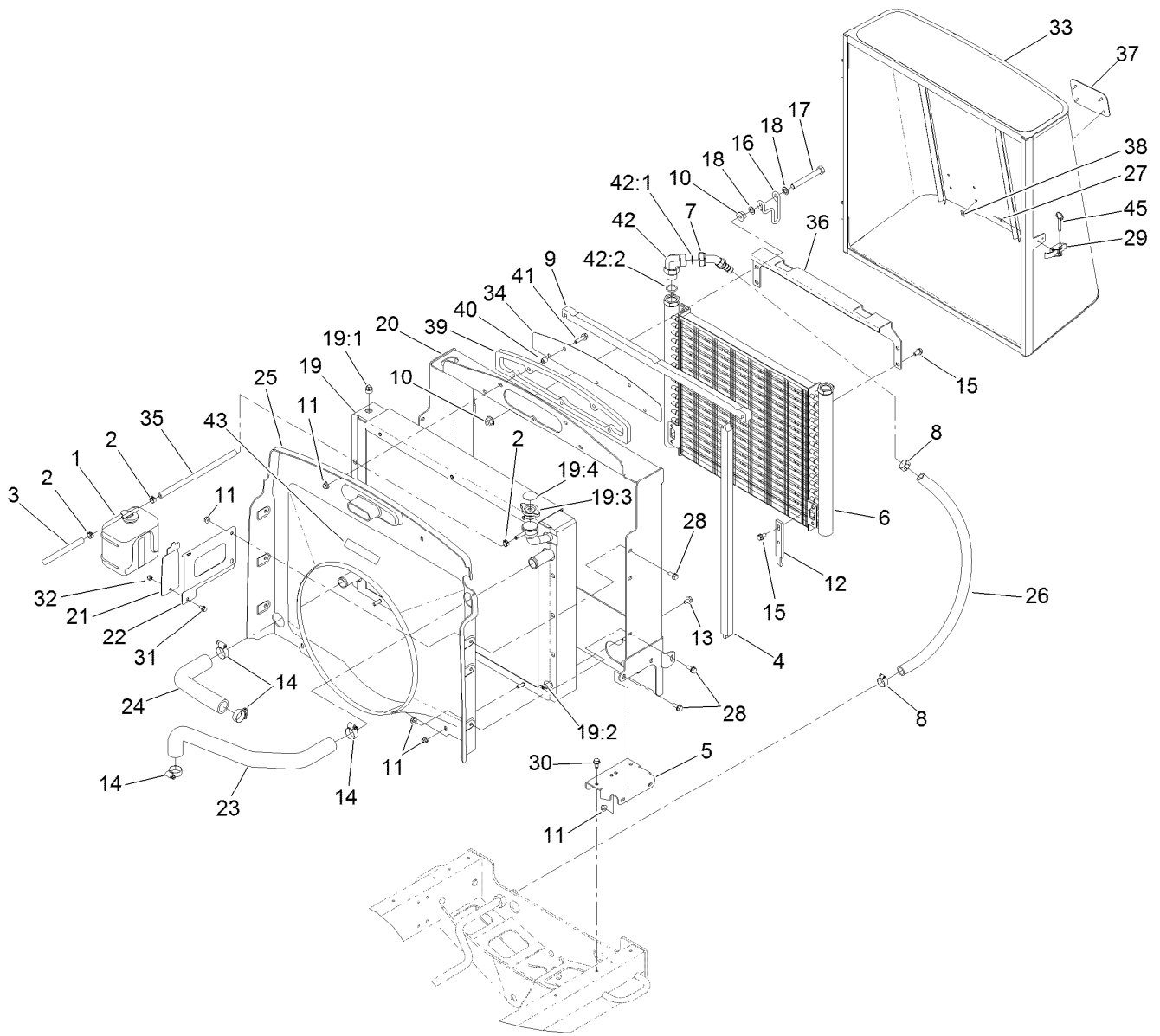
Hood Assembly

Ref.	Part Number	Qty.	Description	Ref.	Part Number	Qty.	Description
1	110-0965	2	Decal	15	3296-12	4	Nut-Lock, NI
2	108-7587	1	Saddle-Hood	16	283-61	2	Pin-Yoke
3	110-8995	1	Hood ASM	17	107-8042	2	Bumper-Rubber
3:2	106-6754	1	Decal-Danger	18	98-5398	1	Latch
3:3	110-8948	1	Foam-Hood	19	32104-32	6	Screw-HWH
3:4	110-8947	2	Foam-Hood	20	104-1453	1	Grommet
3:5	110-8949	4	Seal-Foam	22	99-4958	1	Spacer
3:6	110-9002	1	Foil Tape Kit	23	110-0979-03	2	Bracket-Deflector
4	103-2897	2	Latch-Catch	24	110-8946	2	Clamp-Frame, Radiator
5	103-2898	2	Latch-Rubber	25	3234-5	2	Screw-HHF
6	125-8820-03	1	Tube-Hood	26	104-8300	6	Nut-HF, NI
7	105-7512	2	Pin-Tie, Bow	27	3234-33	2	Screw-HHF
8	66-6140	2	Decal	28	121-5627-03	2	Guide-Hood
9	108-1790-03	2	Tube	29	110-5253-01	1	Adapter-Hood, LH
10	32104-17	8	Screw-HWH	30	110-5256-01	2	Bracket-Latch, Hood
11	3234-21	10	Screw-HHF	31	110-5254-01	1	Adapter-Hood, RH
12	104-7201	12	Nut-HF, NI	34	110-8950	2	Seal-Foam
13	32105-13	4	Screw-HWH	36	3234-17	4	Screw-HHF
14	3256-14	4	Washer-Flat	37	110-8859	1	Decal



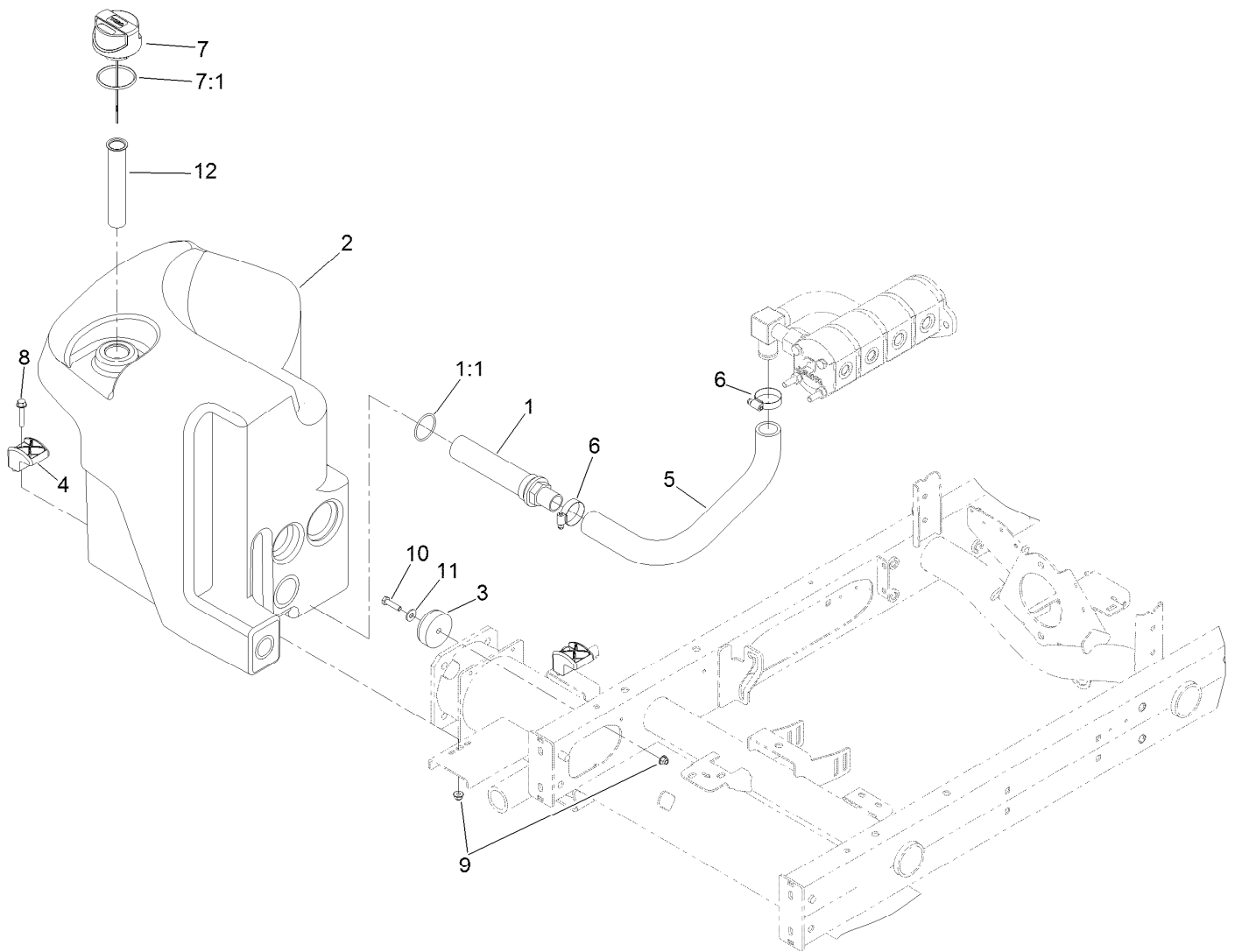
Cooling System Assembly

<i>Ref.</i>	<i>Part Number</i>	<i>Qty.</i>	<i>Description</i>	<i>Ref.</i>	<i>Part Number</i>	<i>Qty.</i>	<i>Description</i>
1	108-0638	1	Bottle-Overflow	19:3	93-5957	1	Cap-Radiator
2	92-2379	3	Clamp-Hose	19:4	106-6755	1	Decal-Cap, Radiator
3	110-3257	1	Hose-Fuel	20	110-5251-03	1	Frame-Radiator
4	110-5275	2	Seal-Foam	21	108-1665-03	1	Bracket-Reservoir
5	110-5310-01	2	Bracket-Mounting	22	108-1666-03	1	Bracket-Reservoir
6	110-0485	1	Cooler-Oil	23	110-8942	1	Hose-Formed
7	104-7851	2	Fitting-HYD, 45 DEG	24	110-8943	1	Hose-Formed
8	2412-34	4	Clamp-Hose	25	110-5311	1	Shroud-Fan
9	110-5276	2	Seal-Foam	26	110-8955	2	Hose
10	32128-49	4	Nut-HHF	27	3269-15	2	Rivet-Pop
11	104-8300	17	Nut-HF, NI	28	3234-5	10	Screw-HHF
12	104-5460-03	2	Plate-Mount, Oil Cooler	29	115-1554	1	Latch-Draw
13	3234-30	6	Screw-HHF	30	32104-32	6	Screw-HWH
14	2412-129	4	Clamp-Hose	31	3234-13	1	Screw-HHF
15	3234-14	8	Clamp-Hose	32	3296-42	1	Nut-Lock, NI
16	104-5429	2	Clamp-Form, Wire	33	110-5269-03	1	Screen
17	325-17	2	Screw-HH	34	108-1843-03	1	Screen-Intake, Air
18	41-8440	4	Washer	35	110-4104	1	Hose-Fuel
19	117-8093	1	Radiator ASM	36	104-5428	1	Bracket-Oil Cooler, Top
19:1	281-13	1	Plug-Pipe	37	93-6028	1	Plate-Logo
19:2	304-46	1	Draincock	38	94-2638	4	Nut-Flat



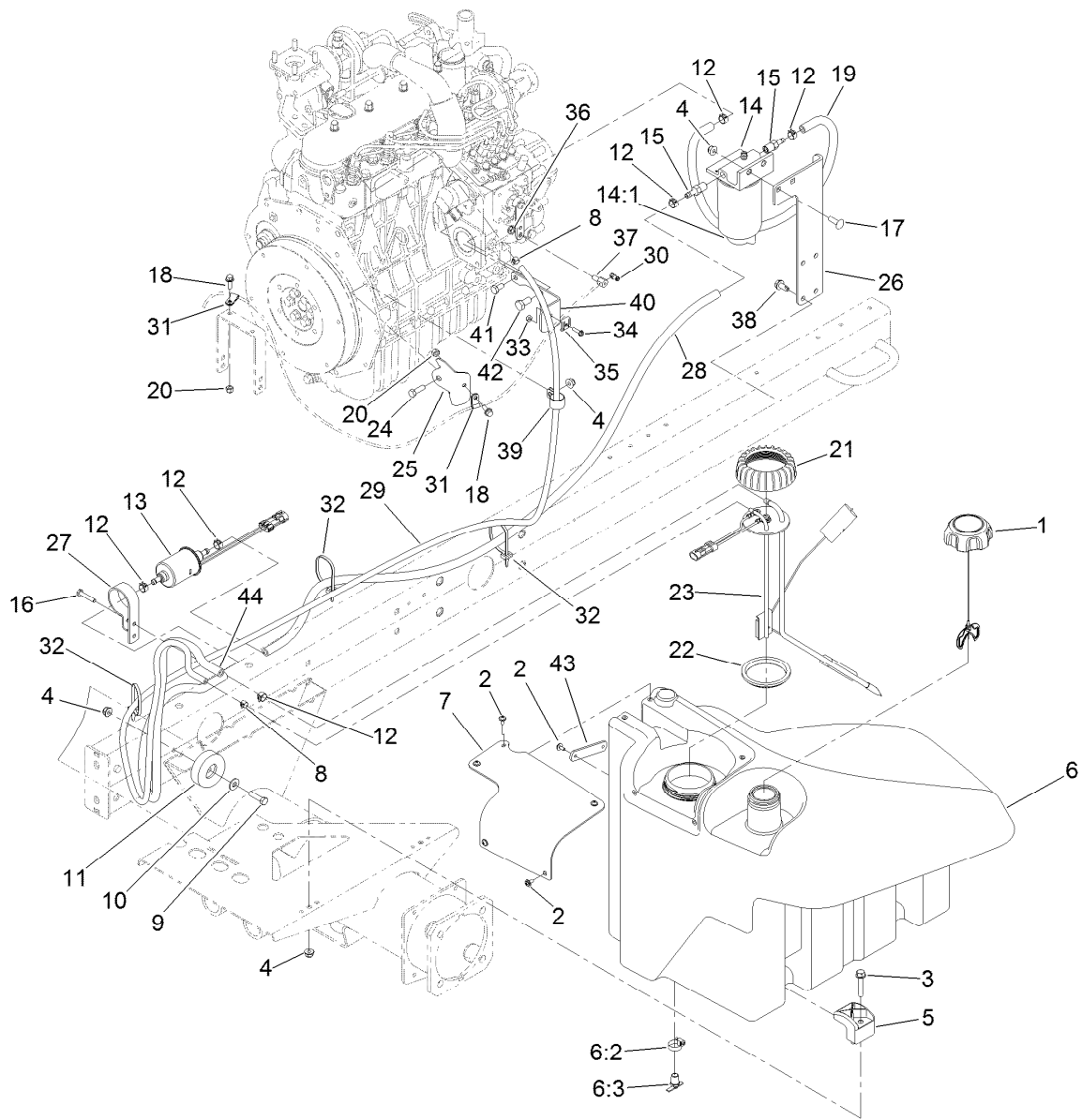
Cooling System Assembly (continued)

<i>Ref.</i>	<i>Part Number</i>	<i>Qty.</i>	<i>Description</i>	<i>Ref.</i>	<i>Part Number</i>	<i>Qty.</i>	<i>Description</i>
39	110-5324	1	Seal-Foam	42:1	237-58	1	O-Ring
40	1-603903	5	Spacer	42:2	237-81	1	O-Ring
41	3234-36	5	Screw-HHF	43	93-7272	1	Decal-Warning
42	340-142	2	Fitting-Elbow, 90 DEG	45	115-1556	1	Pin-Ball, Detent



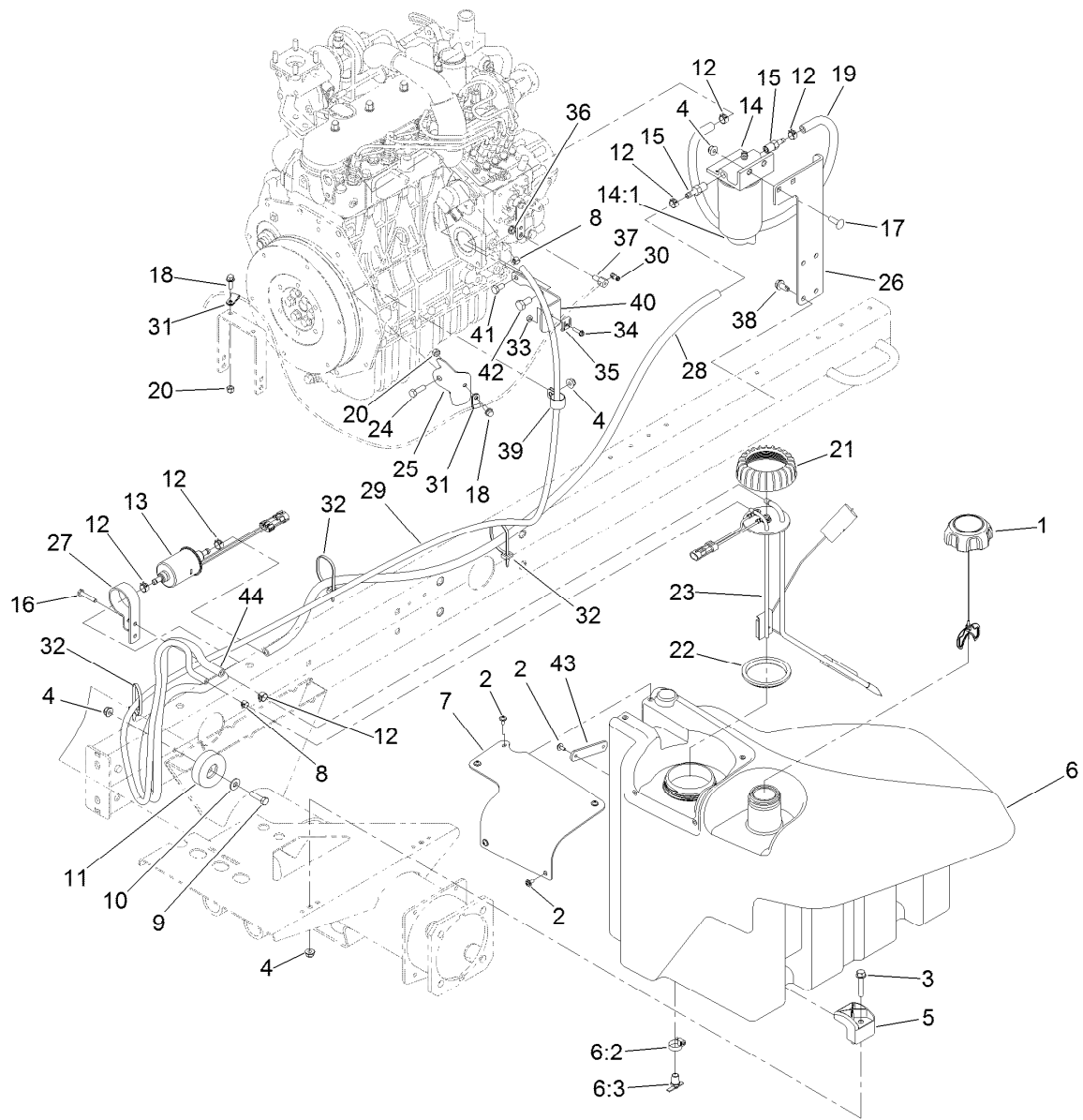
Hydraulic Tank Assembly

<i>Ref.</i>	<i>Part Number</i>	<i>Qty.</i>	<i>Description</i>
1	105-0131	1	Strainer-Tank, Oil
1:1	340-136	1	O-Ring
2	121-5587	1	Tank-Hydraulic
3	108-1605	1	Bumper-Recess
4	107-4543	2	Clamp
5	108-1685	1	Hose-Formed
6	2412-111	2	Clamp-Hose, W/Liner
7	117-0193	1	Cap-Hydraulic, Vented Breather
7:1	237-101	1	O-Ring
8	94-5780	2	Screw-HWH
9	104-8300	3	Nut-HF, NI
10	322-6	1	Screw-HH
11	3256-3	1	Washer-Flat
12	61-2790	1	Filter-Screen



Fuel System Assembly

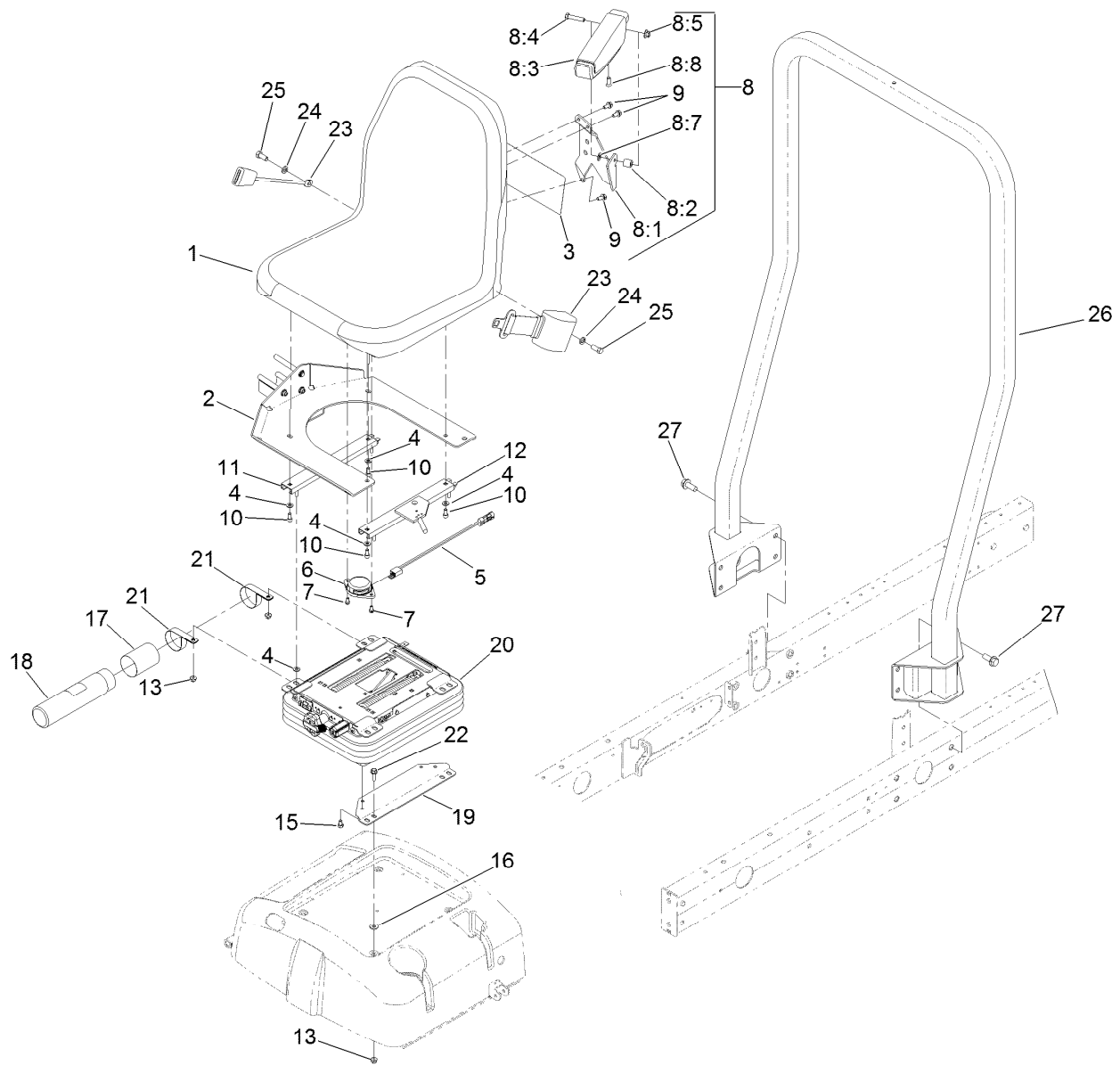
Ref.	Part Number	Qty.	Description	Ref.	Part Number	Qty.	Description
1	117-5894	1	Fuel Cap ASM	19	109-0309	1	Hose-Fuel
2	109-2661	7	Screw-PPH	20	3296-42	2	Nut-Lock, NI
3	94-5780	2	Screw-HWH	21	115-2162	1	Cap-Pump, Fuel
4	104-8300	6	Nut-HF, NI	22	115-2163	1	Gasket-Pump, Fuel
5	107-4543	2	Clamp	23	121-5642	1	Sender-Fuel
6	125-2907	1	Fuel Tank ASM	24	322-5	1	Screw-HH
6:2	2412-36	1	Clamp-Hose	25	110-9007-03	1	Support-Cable, Throttle
6:3	304-46	1	Draincock	26	110-8968-01	1	Mount-Separator, Water
7	125-2903	1	Cover-Pump/Sender	27	110-8817	1	Bracket-Pump, Fuel
8	2412-80	2	Clamp-Hose	28	110-3259	1	Hose-Fuel
9	322-6	1	Screw-HH	29	125-8808	1	Hose-Fuel
10	3256-3	1	Washer-Flat	30	112-9919	1	Stop-Cable, Throttle
11	108-1605	1	Bumper-Recess	31	2412-149	2	Clamp-R
12	92-2379	6	Clamp-Hose	32	3290-378	5	Tie-Cable
13	110-8806	1	Pump-Fuel	33	3296-2	1	Nut-Lock, NI
14	110-9044	1	Separator-Filter	34	32105-13	1	Screw-HWH
14:1	110-9049	1	Filter-Spin On, Fuel/Water	35	81-1690	1	Clamp-Cable
15	353-783	2	Fitting-STR	36	3296-20	1	Nut-Lock, NI
16	32104-96	1	Screw-HH	37	98-9311	1	Swivel-Throttle
17	3230-22	2	Screw-CARR	38	32104-32	4	Screw-HWH
18	3234-4	2	Screw-HHF	39	2412-41	1	Clamp-R



Fuel System Assembly (continued)

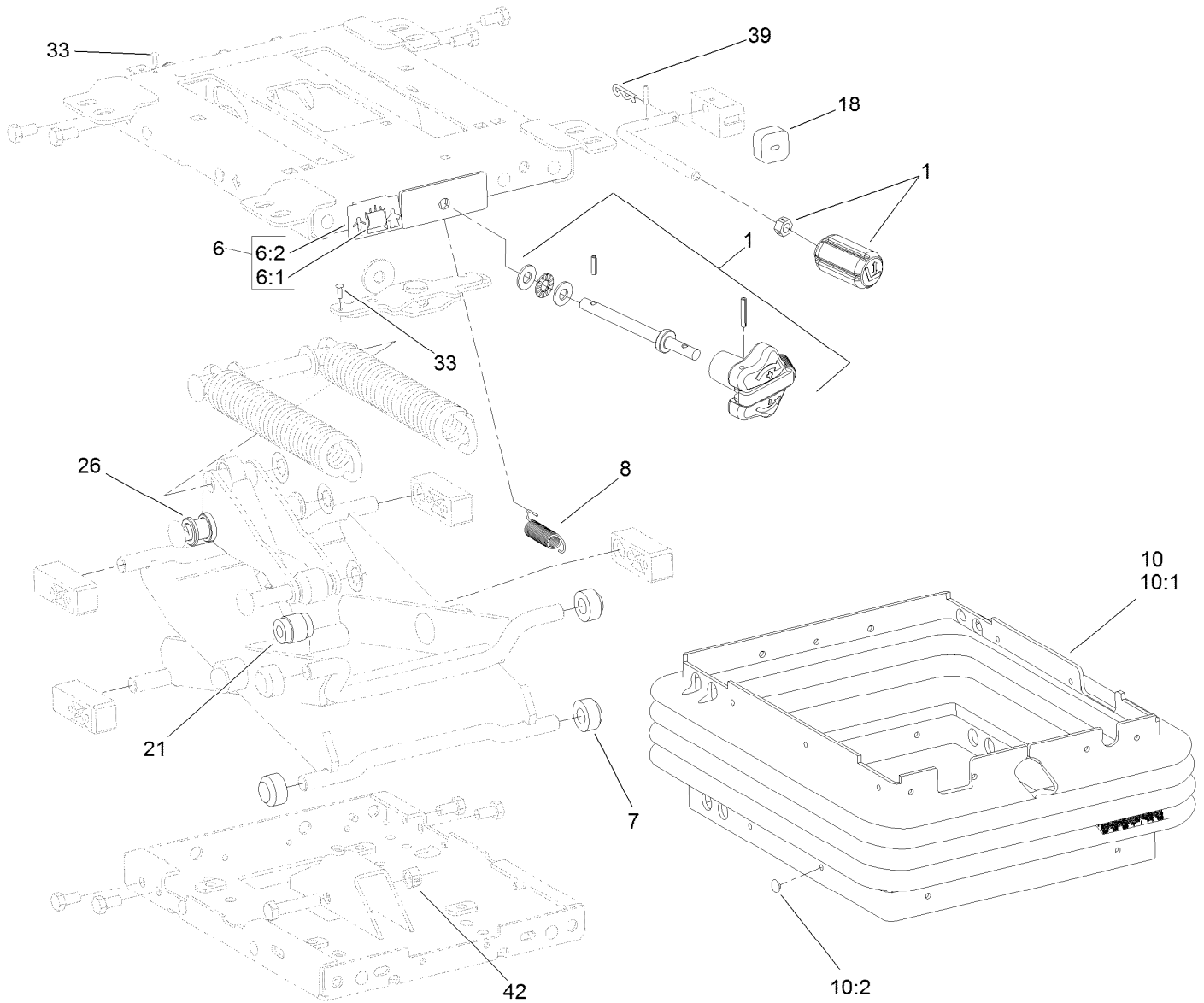
<i>Ref.</i>	<i>Part Number</i>	<i>Qty.</i>	<i>Description</i>
40	110-9009-03	1	Bracket-Cable, Throttle
41	33114-016	1	Screw-HH
42	63-7790	1	Screw-Cap

<i>Ref.</i>	<i>Part Number</i>	<i>Qty.</i>	<i>Description</i>
43	125-2945	1	Strap-Cable
44	110-3258	1	Hose-Fuel



Seat Mounting Assembly

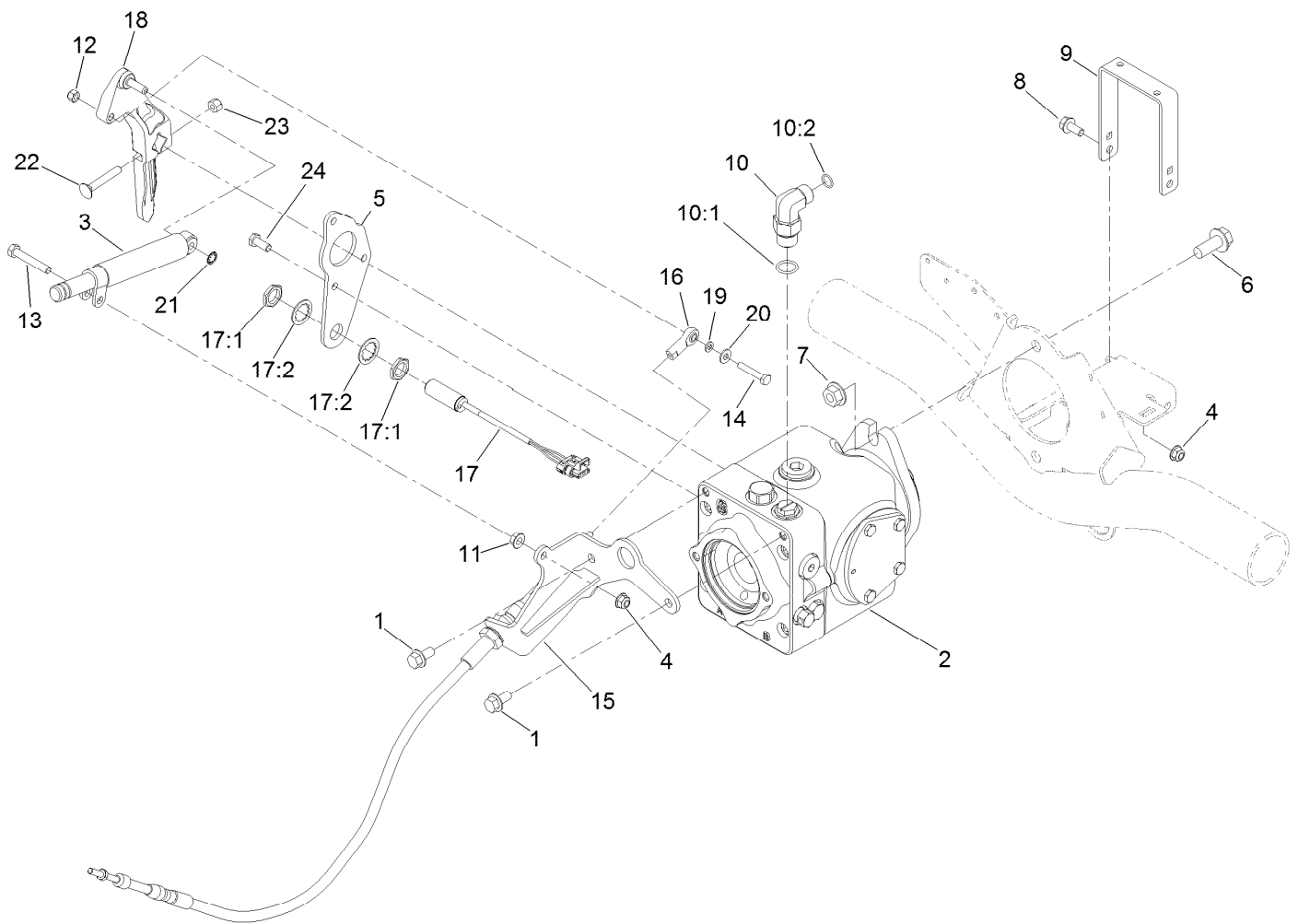
Ref.	Part Number	Qty.	Description	Ref.	Part Number	Qty.	Description
1	104-4620	1	Seat	11	92-8990	1	Adjuster-Seat, Non-Locking
2	125-2900-03	1	Mount-Seat	12	92-8991	1	Adjuster (W/Latch)
3	125-8753	1	Decal-Service	13	104-8300	8	Nut-HF, NI
3	125-8798	1	Decal-Service, Japanese	15	48-7680	4	Screw-HH
4	3256-23	8	Washer-Plain	16	71-9310	4	Spacer
5	108-8657	1	Harness-Wire, Seat	17	104-7048	1	Cap-Housing
6	92-6282	1	Switch-Seat	18	104-7050	1	Tube-Manual
7	9266714	2	Screw-HWH	19	108-6590-03	2	Bracket-Seat, Lower
8	92-7307	1	LH Armrest ASM	20	110-8851	1	Mechanical Suspension ASM
8:1	69-0760	1	Bracket-Arm, LH	21	2412-133	2	Clamp-R
8:2	92-7301	1	Spacer	22	3234-17	4	Screw-HHF
8:3	69-1180	1	Armrest	23	100-4928	1	Belt-Seat
8:4	323-9	1	Screw-HH	24	3253-6	2	Washer-Lock
8:5	32128-19	1	Nut-HF Lock, Large Flg	25	3212-4	2	Screw-HH
8:7	3256-24	1	Washer-Plain	26	125-8821	1	ROPS ASM
8:8	92-7318	1	Screw	27	3234-38	8	Screw-HHF
9	3234-14	3	Screw-HHF				
10	3274-12	4	Screw-HSH				



Mechanical Seat Suspension Assembly No. 110-8851

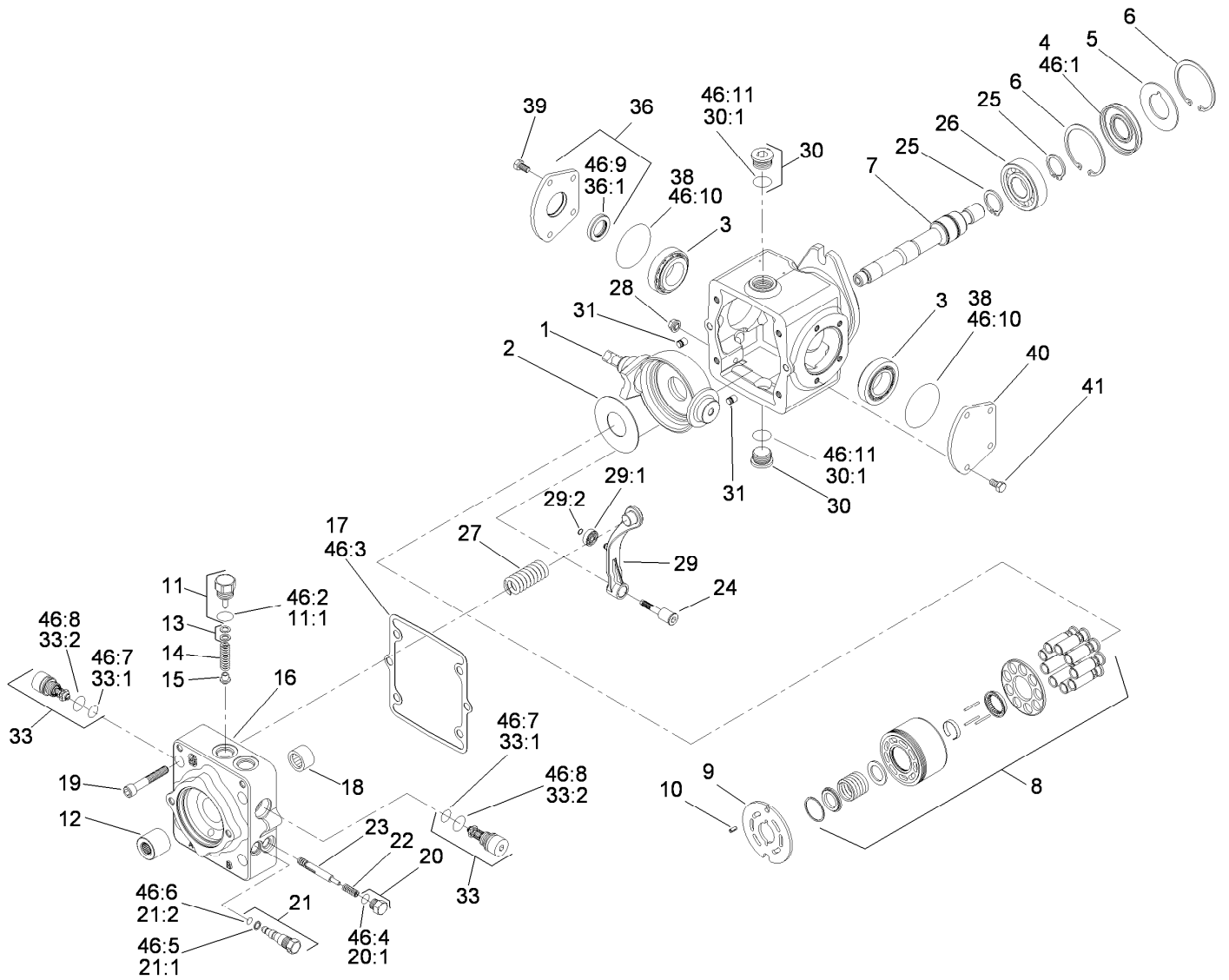
Ref.	Part Number	Qty.	Description
1	119-8040	1	Knobs Service Kit
6	108-4584	1	Weight Indicator Service Kit
6:1		1	Tape-Weight Adjust ●
6:2		1	Guide-Weight Adjust ●
7	108-9632	4	Roller
8	108-9633	1	Spring-Extension
10	112-0164	1	Boot Kit
10:1		1	Boot-Suspension ●
10:2	108-9641	21	Clip-Plug
18	108-9634	1	Bumper
21	108-9614	1	Damper
26	108-9622	2	Tube
33	3290-54	2	Rivet-Blind
39	3272-9	1	Pin-Cotter
42	32152-2	1	Nut-Lock, Cone

● Not serviced separately



Traction Pump Mounting Assembly

<i>Ref.</i>	<i>Part Number</i>	<i>Qty.</i>	<i>Description</i>	<i>Ref.</i>	<i>Part Number</i>	<i>Qty.</i>	<i>Description</i>
1	3234-1	2	Screw-HHF	13	322-10	1	Screw-HH
2	119-6972	1	Variable Hydraulic Pump ASM	14	321-9	1	Screw-HH
3	76-8870	1	Damper-Lever	15	127-2356-03	1	Bracket-Cable
4	104-8300	3	Nut-HF, NI	16	2411-41	1	Rod End-Ball Joint
5	125-8822-03	1	Plate-Pump	17	115-5300	1	Proximity Switch ASM
6	3234-38	2	Screw-HHF	17:1	117-3207	2	Nut-Hex
7	32128-49	2	Nut-HHF	17:2	117-3208	2	Washer-Lock, Internal Tooth
8	3234-5	2	Screw-HHF	18	117-0265	1	Lever-Pump
9	108-1799-03	1	Hoop-Guard	19	33093-00	1	Washer-Flat
10	340-105	1	Fitting-Elbow, 90 DEG	20	3256-22	1	Washer-Flat
10:1	237-80	1	O-Ring	21	32151-72	1	Ring-Retaining
10:2	237-30	1	O-Ring	22	3230-6	1	Bolt-CARR
11	32128-20	1	Nut-HF	23	3296-29	1	Nut-Lock, NI
12	3296-42	1	Nut-Lock, NI	24	33114-020	3	Screw-HH

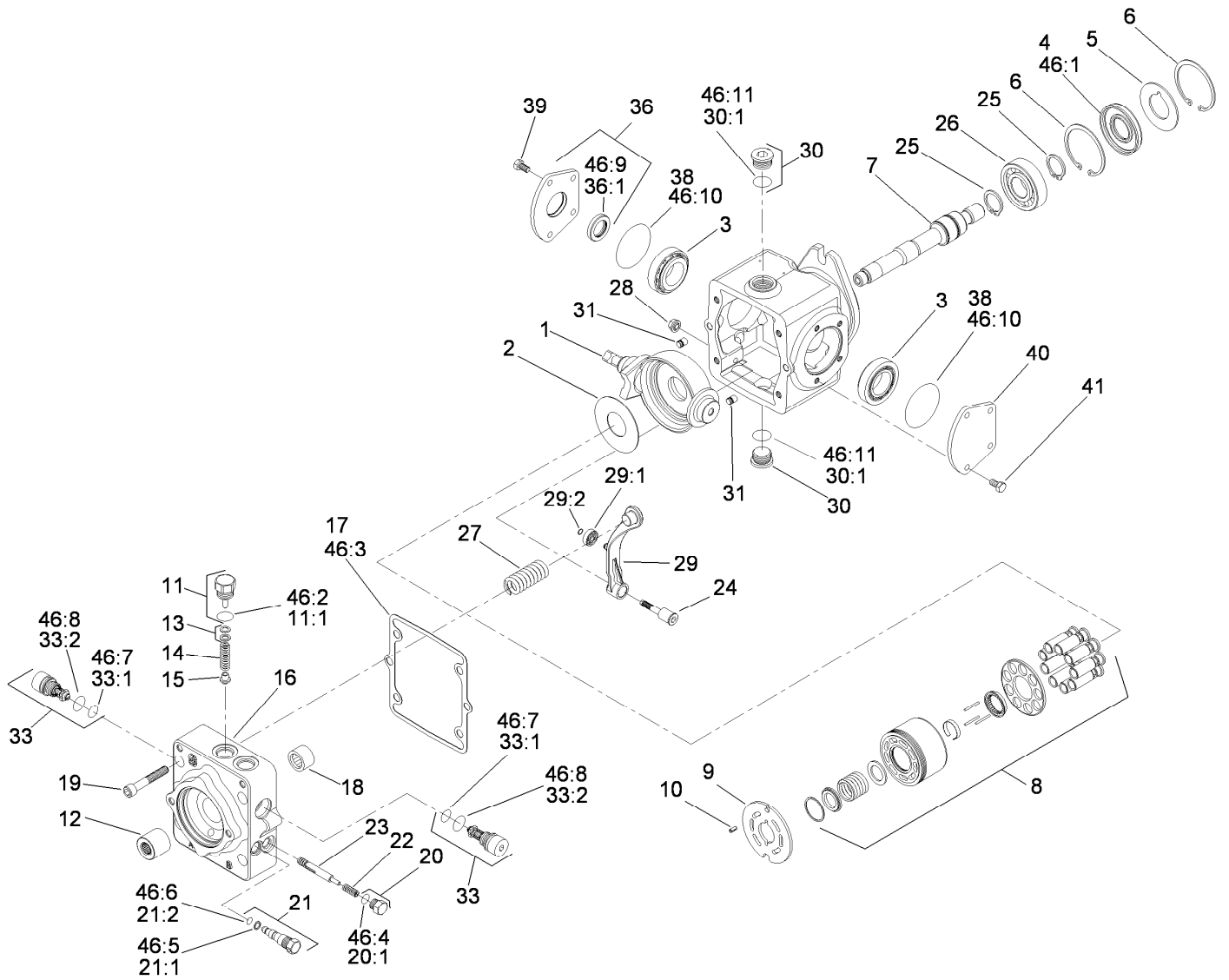


Hydraulic Pump Assembly No. 119-6972

Ref.	Part Number	Qty.	Description	Ref.	Part Number	Qty.	Description
1	115-8092	1	Swashplate	18	75-0500	1	Bearing-Needle
2	75-0400	1	Plate-Thrust	19	110-6489	4	Screw
3	110-6483	2	Bearing Kit	20	94-9415	2	Plug ASM
4	110-6471	1	Seal-Lip	20:1		1	O-Ring ■
5	95-4400	1	Washer-Backup	21	107-4364	1	Bypass Valve ASM
6	69-3200	2	Ring-Retaining	21:1	25-2630	1	Ring-Back Up
7	110-6484	1	Shaft-Auxiliary	21:2	110-6498	1	O-Ring
8	110-6472	1	Cylinder Block Kit ASM	22	110-6491	2	Spring
9	110-6473	1	Plate-Valve (Clockwise)	23	110-6492	1	Spool-Loop, Flush
10	110-6485	1	Pin-Slotted	24	110-6493	1	Pivot-Return, Neutral
11	110-6486	1	Plug-Relief, Charge	25	69-3170	2	Ring-Retaining
11:1	28-3570	1	O-Ring	26	75-0460	1	Bearing-Ball
12	110-6480	1	Coupling	27	115-8085	1	Spring-Neutral Return
13	92-1353	1	Shim Kit	28	110-6496	1	Nut-Seal
14	110-6474	1	Spring	29	110-6497	1	Neutral Return Arm ASM
15	110-6475	1	Poppet	29:1	110-6494	1	Bearing-Cam
16	115-8087	1	Cap-End	29:2	110-3056	1	Ring-Retaining
17	110-6476	1	Gasket-Cap, End	30	69-3130	2	Plug

● Not illustrated

■ Not serviced separately

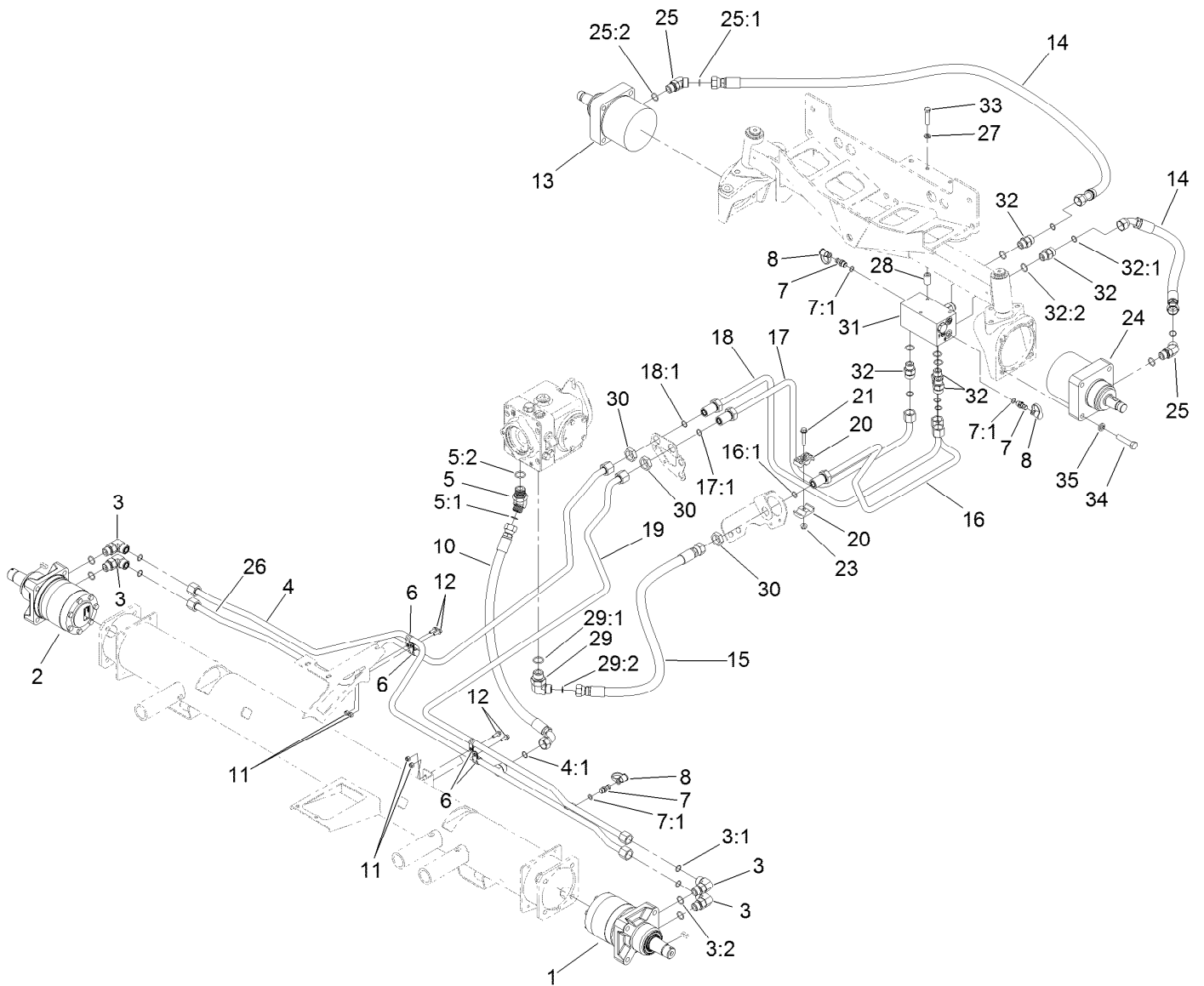


Hydraulic Pump Assembly No. 119-6972 (continued)

Ref.	Part Number	Qty.	Description	Ref.	Part Number	Qty.	Description
30:1		1	O-Ring ■	46:1	110-6471	1	Seal-Lip
31	112-0158	2	Pin	46:2	28-3570	1	O-Ring
33	110-6477	2	Valve-Relief	46:3	110-6476	1	Gasket-Cap, End
33:1	75-0240	1	O-Ring	46:4		1	O-Ring ■
33:2	84-0560	1	O-Ring	46:5	25-2630	1	Ring-Back Up
36	110-6499	1	Trunnion Cover ASM	46:6	110-6498	1	O-Ring
36:1	110-6478	1	Seal-Lip	46:7	75-0240	2	O-Ring
38	84-0430	2	O-Ring	46:8	84-0560	2	O-Ring
39	112-0150	4	Screw	46:9	110-6478	1	Seal-Lip
40	84-0440	1	Cover-Trunnion	46:10	84-0430	2	O-Ring
41	112-0151	4	Screw	46:11		2	O-Ring ■
46	110-6481	1	Seal Kit ●				

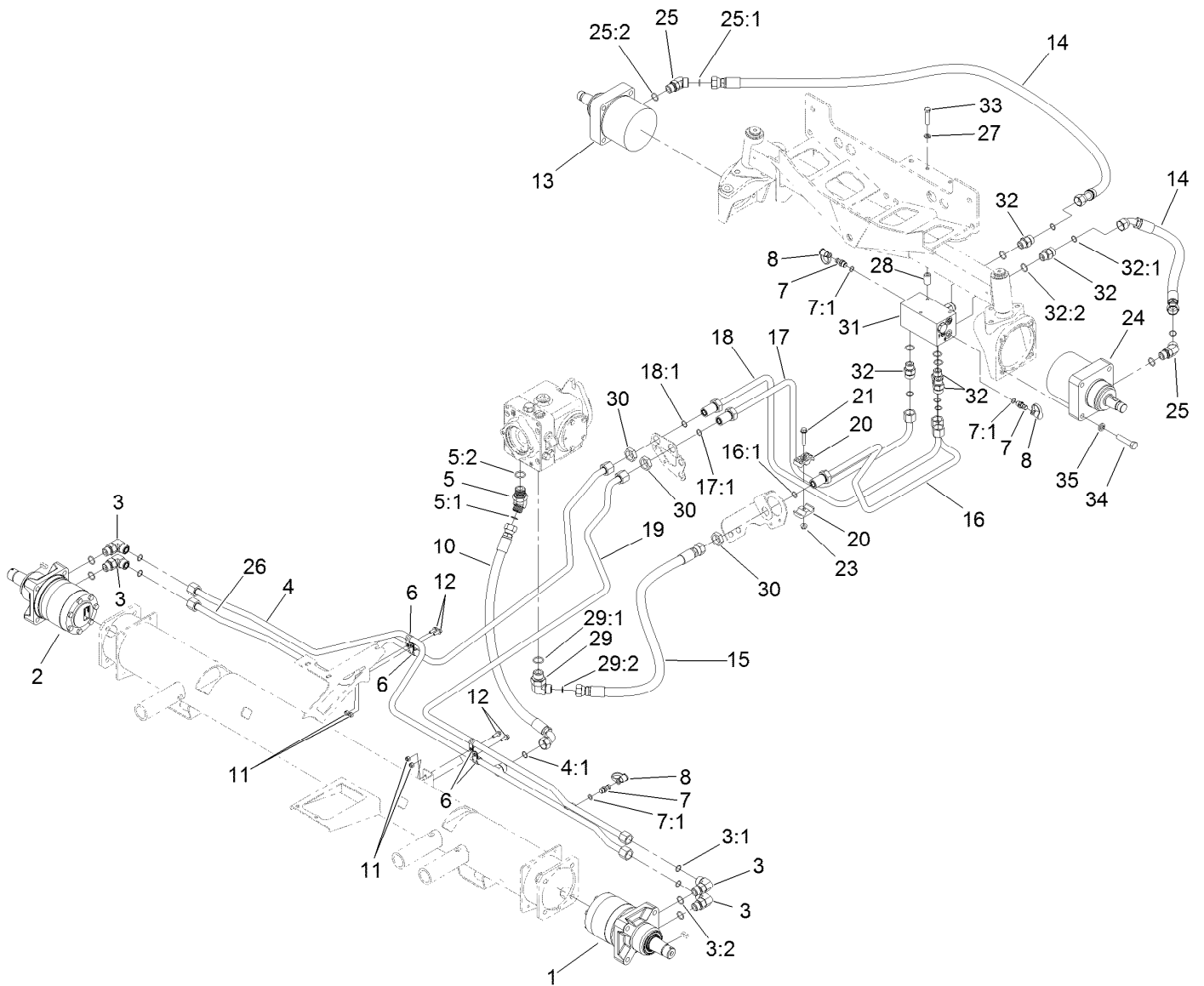
● Not illustrated

■ Not serviced separately



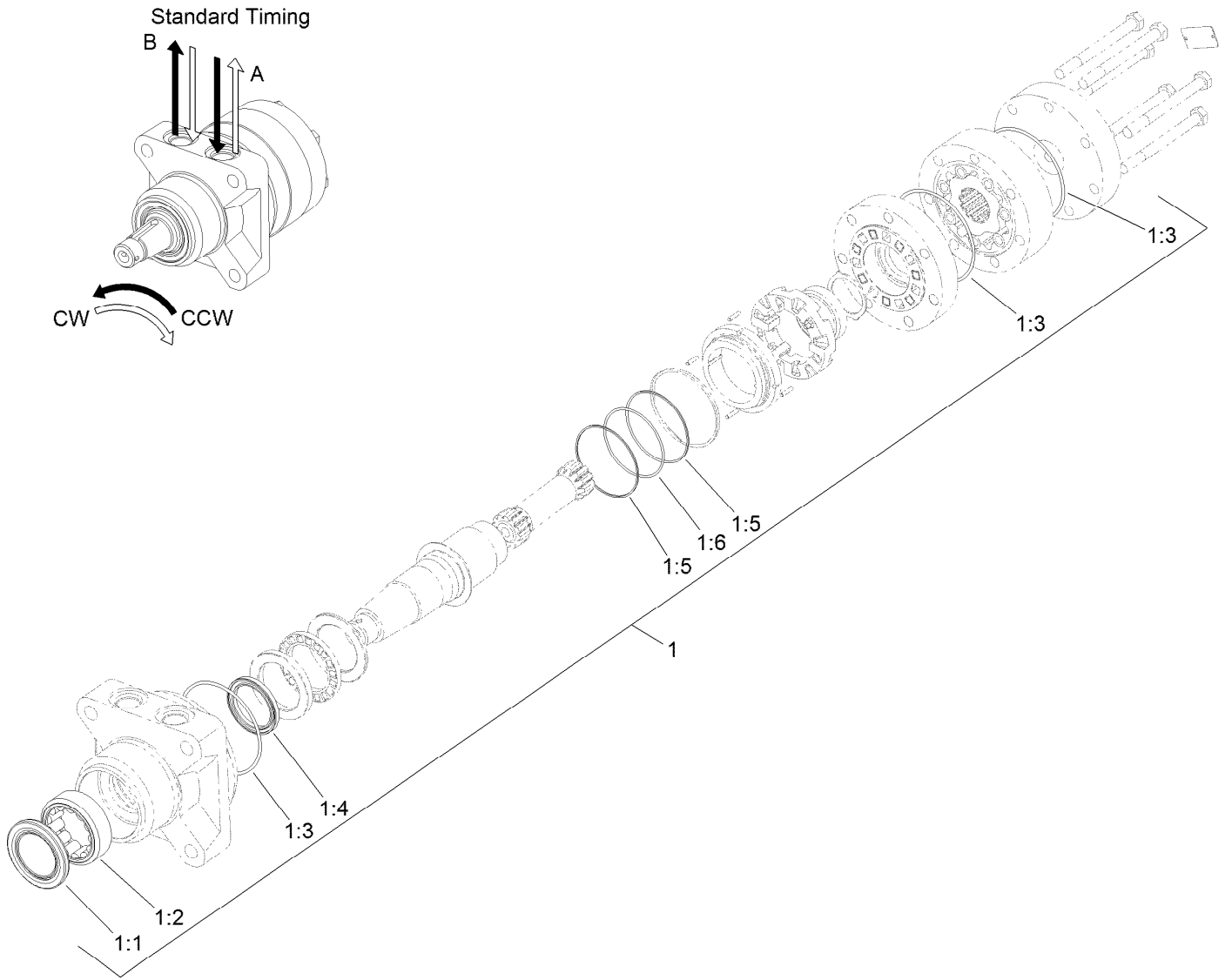
Four Wheel Drive Hydraulic Assembly

Ref.	Part Number	Qty.	Description	Ref.	Part Number	Qty.	Description
1	120-6264	1	Hydraulic Motor ASM (CCW)	16:1	237-65	1	O-Ring
2	120-6265	1	Hydraulic Motor ASM (CW)	17	108-7625	1	Tube ASM
3	340-17	4	Fitting-Elbow, 90 DEG	17:1	237-65	1	O-Ring
3:1	237-65	1	O-Ring	18	108-7624	1	Tube ASM
3:2	237-80	1	O-Ring	18:1	237-65	1	O-Ring
4	108-7632	1	Hydraulic Tube ASM	19	108-7623	1	Hydraulic Tube ASM
4:1	237-65	1	O-Ring	20	56-7971	2	Clamp-Tube
5	340-156	1	Fitting-Elbow 45	21	94-5780	1	Screw-HWH
5:1	237-65	1	O-Ring	23	104-8300	1	Nut-HF, NI
5:2	237-81	1	O-Ring	24	107-4544	1	HYD Motor ASM
6	2412-134	4	Clamp-R	25	340-14	4	Fitting-HYD, 45 DEG
7	59-7410	3	Fitting-Diagnostic	25:1	237-65	1	O-Ring
7:1	237-42	1	O-Ring	25:2	237-80	1	O-Ring
8	354-79	3	Cap-Dust	26	108-7622	1	Hydraulic Tube ASM
10	108-1679	1	Hose-HYD	27	3253-21	3	Washer-Lock
11	3296-42	4	Nut-Lock, NI	28	93-6981	3	Spacer
12	3234-4	4	Screw-HHF	29	340-139	1	Fitting-Elbow 90
13	110-0901	1	HYD Motor ASM	29:1	237-81	1	O-Ring
14	106-3662	4	Hose-HYD	29:2	237-65	1	O-Ring
15	108-7645	1	Hose-HYD	30	340-74	3	Nut-Lock, Bulkhead
16	108-7626	1	Tube ASM	31	108-1825	1	HYD Manifold ASM



Four Wheel Drive Hydraulic Assembly (continued)

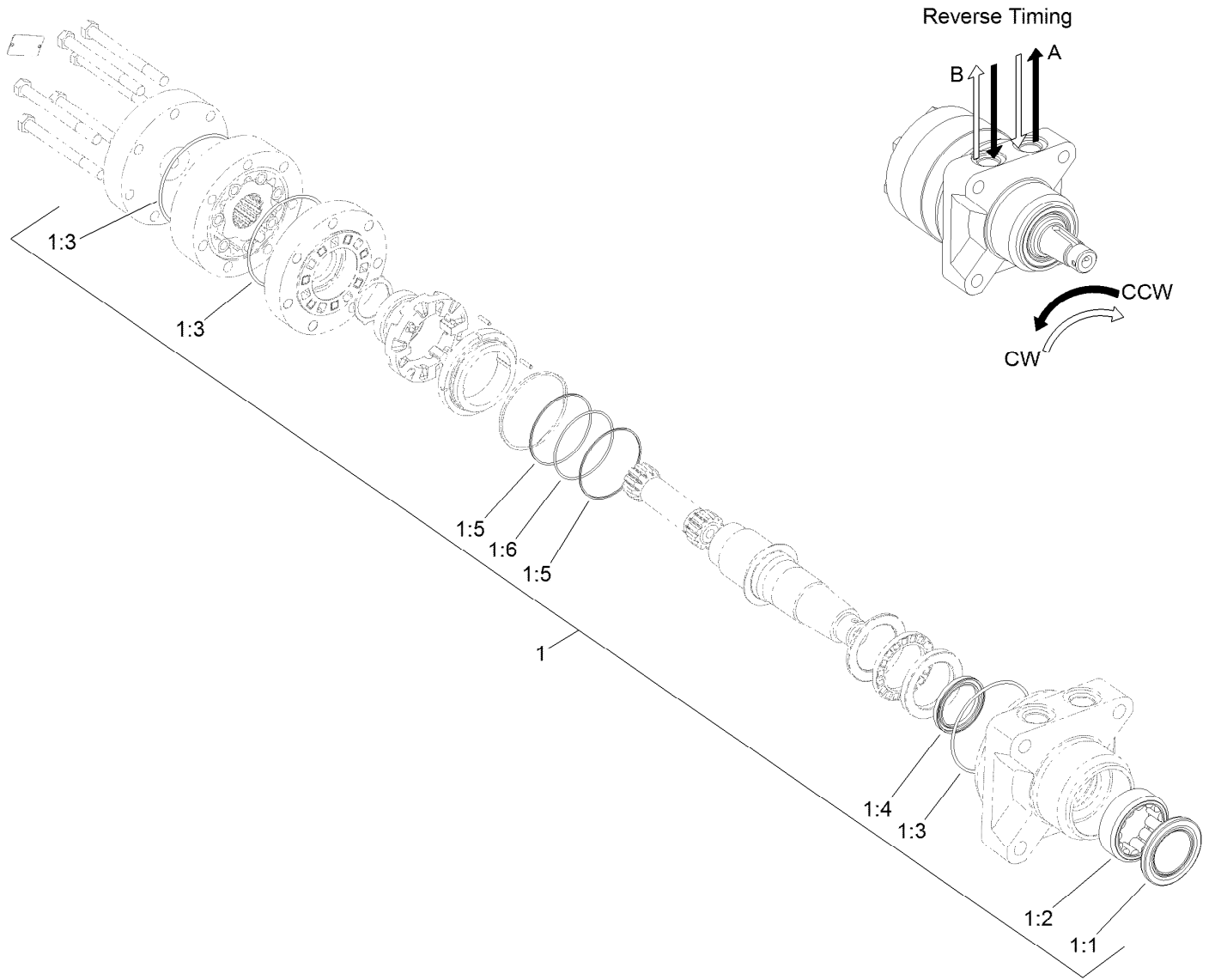
<i>Ref.</i>	<i>Part Number</i>	<i>Qty.</i>	<i>Description</i>	<i>Ref.</i>	<i>Part Number</i>	<i>Qty.</i>	<i>Description</i>
32	340-7	7	Fitting-Straight	33	323-9	3	Screw-HH
32:1	237-65	1	O-Ring	34	325-9	8	Screw-HH
32:2	237-80	1	O-Ring	35	3253-7	8	Washer-Lock



Hydraulic Motor Assembly No. 120-6264 (CCW)

Ref.	Part Number	Qty.	Description
1	120-6268	1	Seal Kit
1:1		1	Seal-Grease ●
1:2		1	Shell-Bearing ●
1:3		3	O-Ring ●
1:4		1	Seal-Shaft ●
1:5		2	Ring-Back Up ●
1:6		1	O-Ring ●

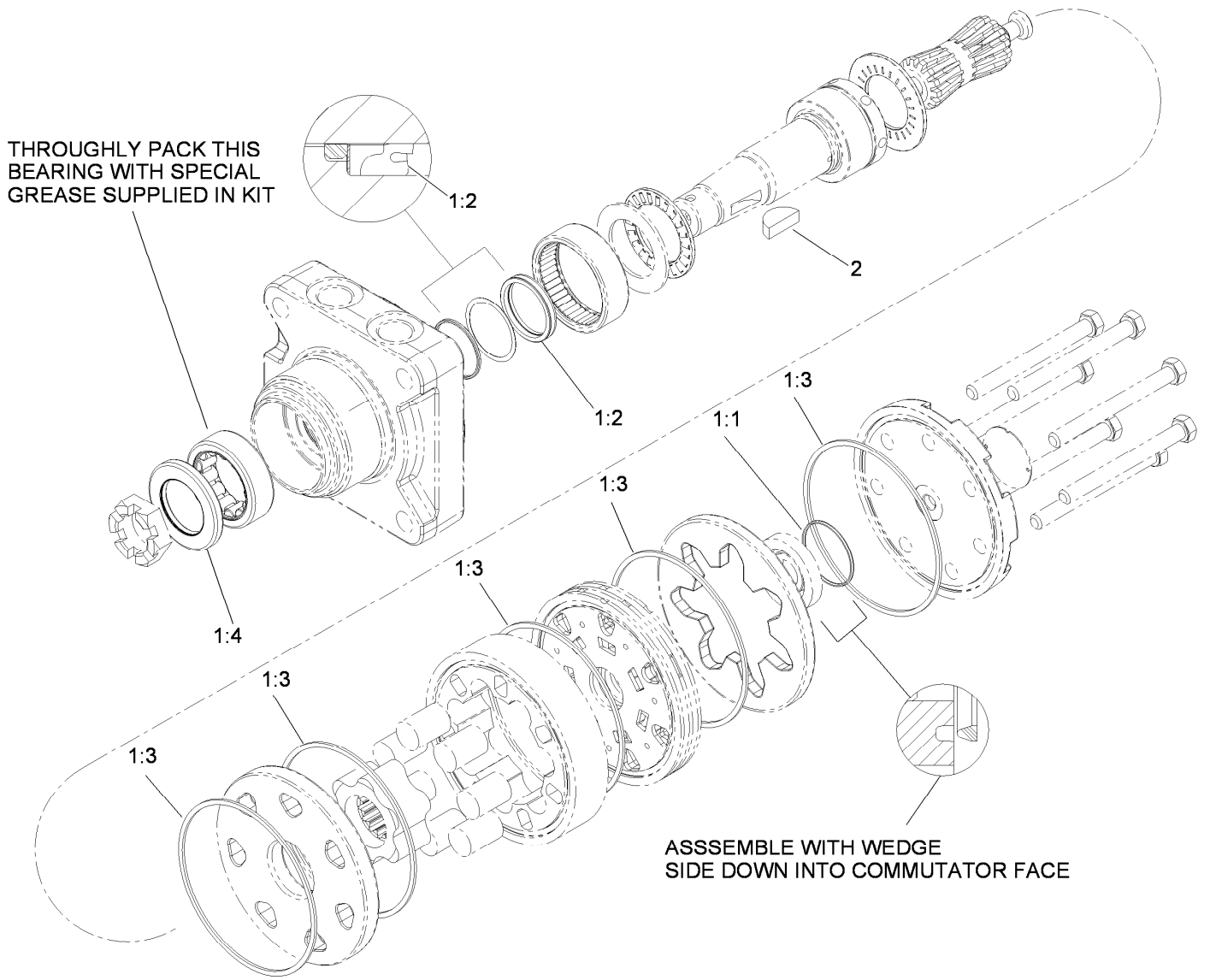
● Not serviced separately



Hydraulic Motor Assembly No. 120-6265 (CW)

Ref.	Part Number	Qty.	Description
1	120-6268	1	Seal Kit
1:1		1	Seal-Grease ●
1:2		1	Shell-Bearing ●
1:3		3	O-Ring ●
1:4		1	Seal-Shaft ●
1:5		2	Ring-Back Up ●
1:6		1	O-Ring ●

● Not serviced separately



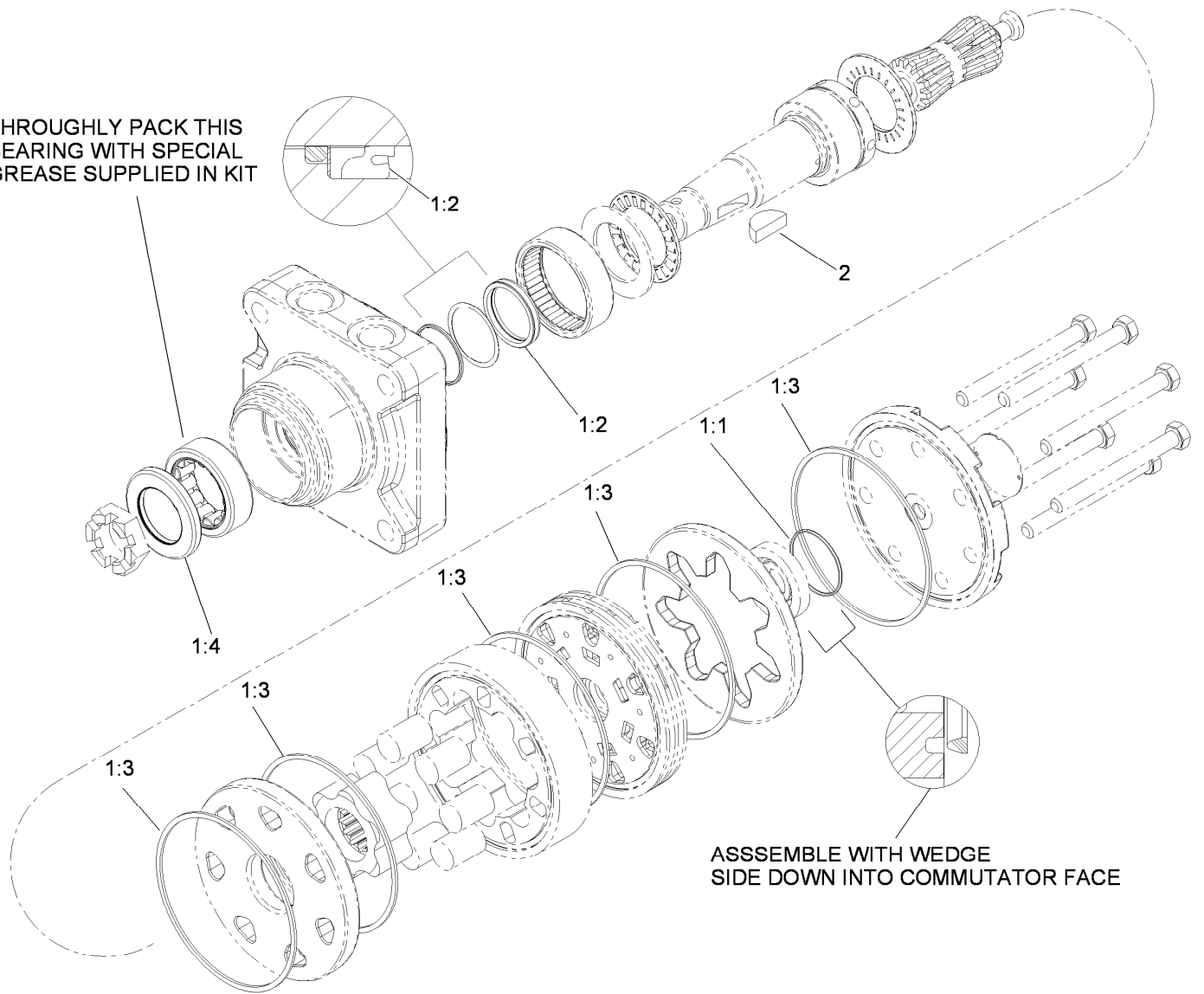
Hydraulic Motor Assembly No. 107-4544

Ref.	Part Number	Qty.	Description
1	110-8897	1	Seal Kit ●
1:1		1	Seal-Commutator, Vespel ■
1:2		1	Seal-Shaft ■
1:3		5	Seal-Body, Buna ■
1:4		1	Seal-Dirt / Water ■
2	3257-42	1	Key-Woodruff

● Not illustrated

■ Not serviced separately

THOROUGHLY PACK THIS BEARING WITH SPECIAL GREASE SUPPLIED IN KIT



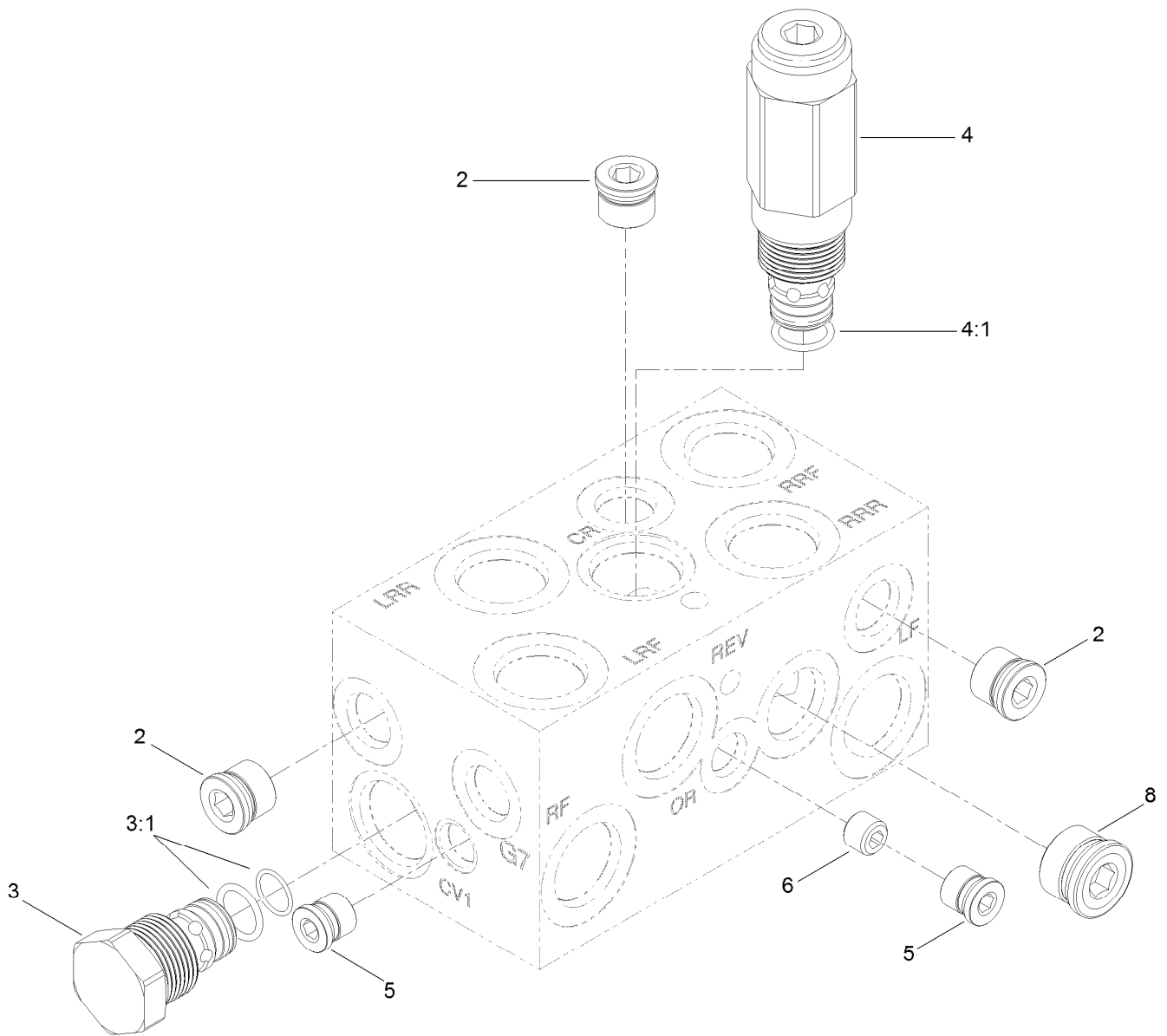
ASSEMBLE WITH WEDGE
SIDE DOWN INTO COMMUTATOR FACE

Hydraulic Motor Assembly No. 110-0901

Ref.	Part Number	Qty.	Description
1	110-8897	1	Seal Kit ●
1:1		1	Seal-Commutator, Vespel ■
1:2		1	Seal-Shaft ■
1:3		5	Seal-Body, Buna ■
1:4		1	Seal-Dirt / Water ■
2	3257-42	1	Key-Woodruff

● Not illustrated

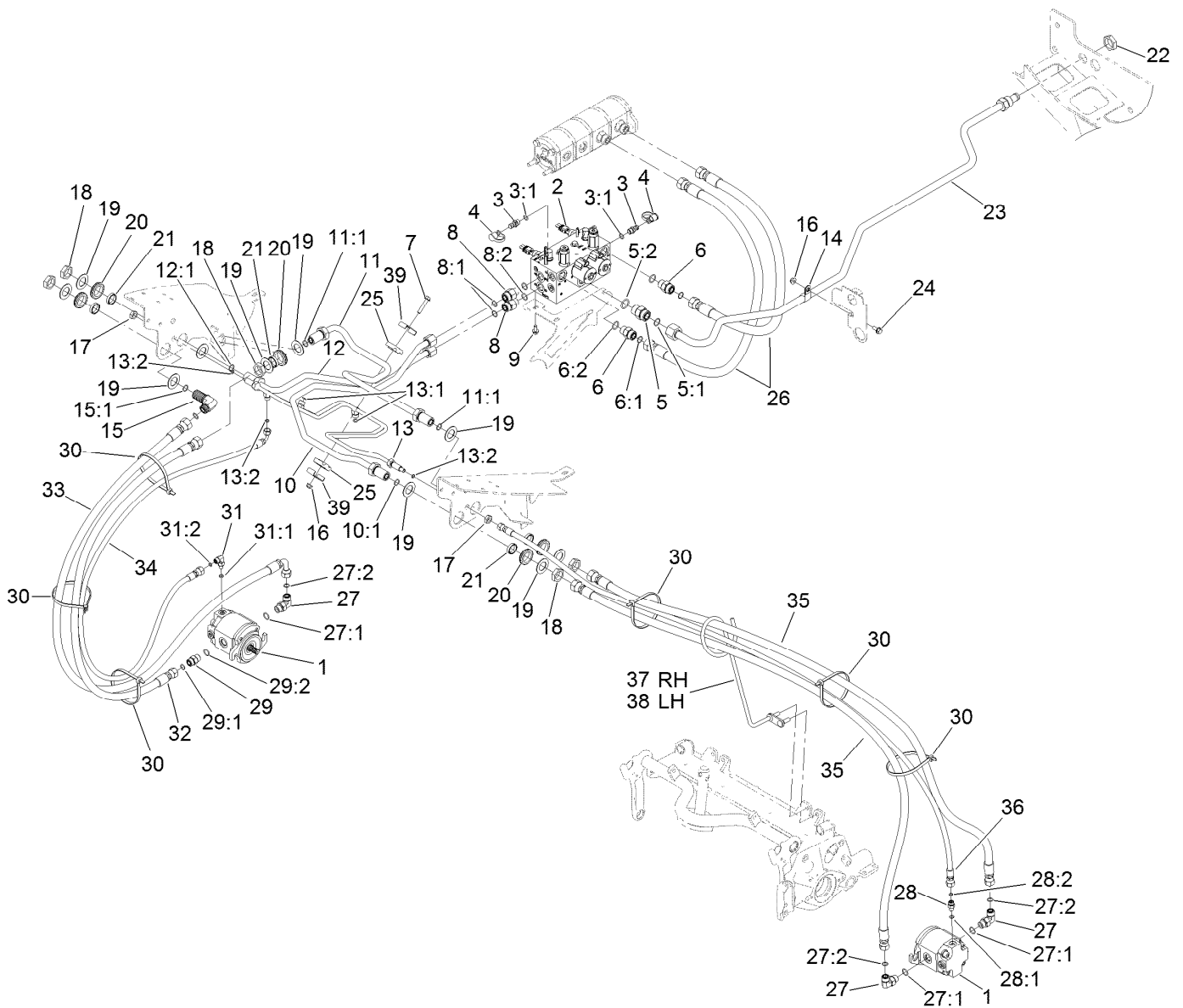
■ Not serviced separately



Four Wheel Drive Manifold Assembly No. 108-1825

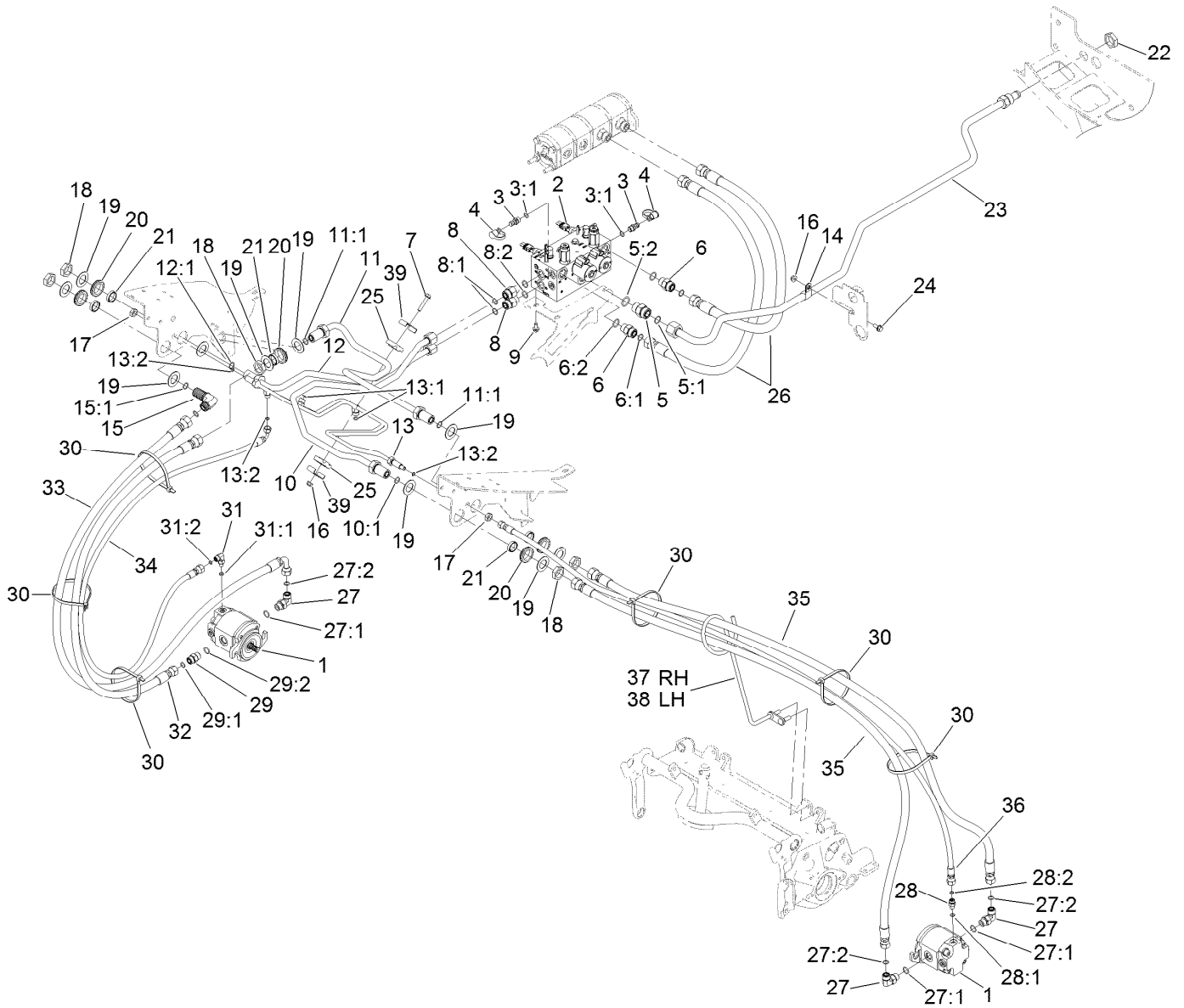
<i>Ref.</i>	<i>Part Number</i>	<i>Qty.</i>	<i>Description</i>
2	106-1026	3	Plug-HYD
3	110-8881	2	Valve-Check
3:1	105-9159	1	Seal Kit ●
4	110-8882	1	Valve-Relief, Cross Over
4:1	110-6316	1	Seal Kit
5	106-1025	2	Plug-HYD
6	110-8883	1	Plug-Orifice (0.040)
8	106-1027	1	Plug

● Not illustrated



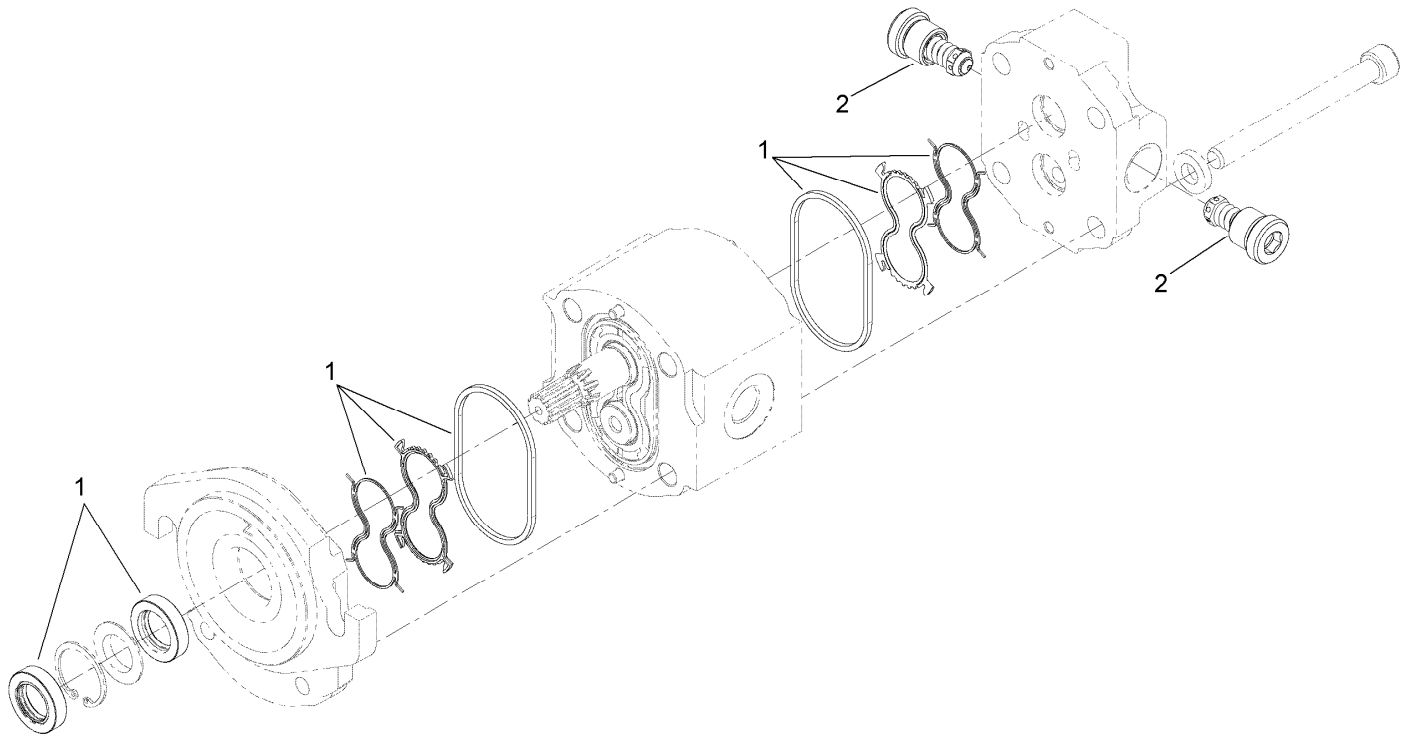
No. 1, 4 and 5 Reel Drive Hydraulic Assembly

Ref.	Part Number	Qty.	Description	Ref.	Part Number	Qty.	Description
1	120-6272	3	HYD Motor ASM	12:1	237-65	1	O-Ring
2	121-5628	1	Hydraulic Manifold ASM	13	110-5286	1	Tube ASM
3	59-7410	2	Fitting-Diagnostic	13:1	237-22	2	O-Ring
3:1	237-42	1	O-Ring	13:2	237-21	3	O-Ring
4	354-79	2	Cap-Dust	14	2412-4	1	Clamp-R
5	340-9	1	Fitting-STR	15	340-72	1	Fitting-Bulkhead, 90 DEG
5:1	237-58	1	O-Ring	15:1	237-65	2	O-Ring
5:2	237-81	1	O-Ring	16	104-8300	2	Nut-HF, NI
6	340-7	2	Fitting-Straight	17	340-78	2	Nut-Lock
6:1	237-65	1	O-Ring	18	340-74	5	Nut-Lock, Bulkhead
6:2	237-80	1	O-Ring	19	69-9010	10	Washer
7	115-1794	1	Screw-HHF	20	240-3	5	Grommet-Rubber
8	340-155	2	Fitting-Straight	21	125-1984	5	Spacer
8:1	237-79	1	O-Ring	22	340-126	1	Nut-Bulkhead
8:2	237-151	1	O-Ring	23	108-1700	1	Tube ASM
9	3234-14	3	Screw-HHF	24	3234-5	1	Screw-HHF
10	117-0138	1	Tube ASM	25	56-7970	2	Clamp-Tube
10:1	237-65	1	O-Ring	26	108-1686	2	Hose-HYD
11	117-0137	1	Tube ASM	27	340-98	5	Fitting-Elbow, 90 DEG
11:1	237-65	2	O-Ring	27:1	237-79	1	O-Ring
12	117-0139	1	Tube ASM	27:2	237-30	1	O-Ring



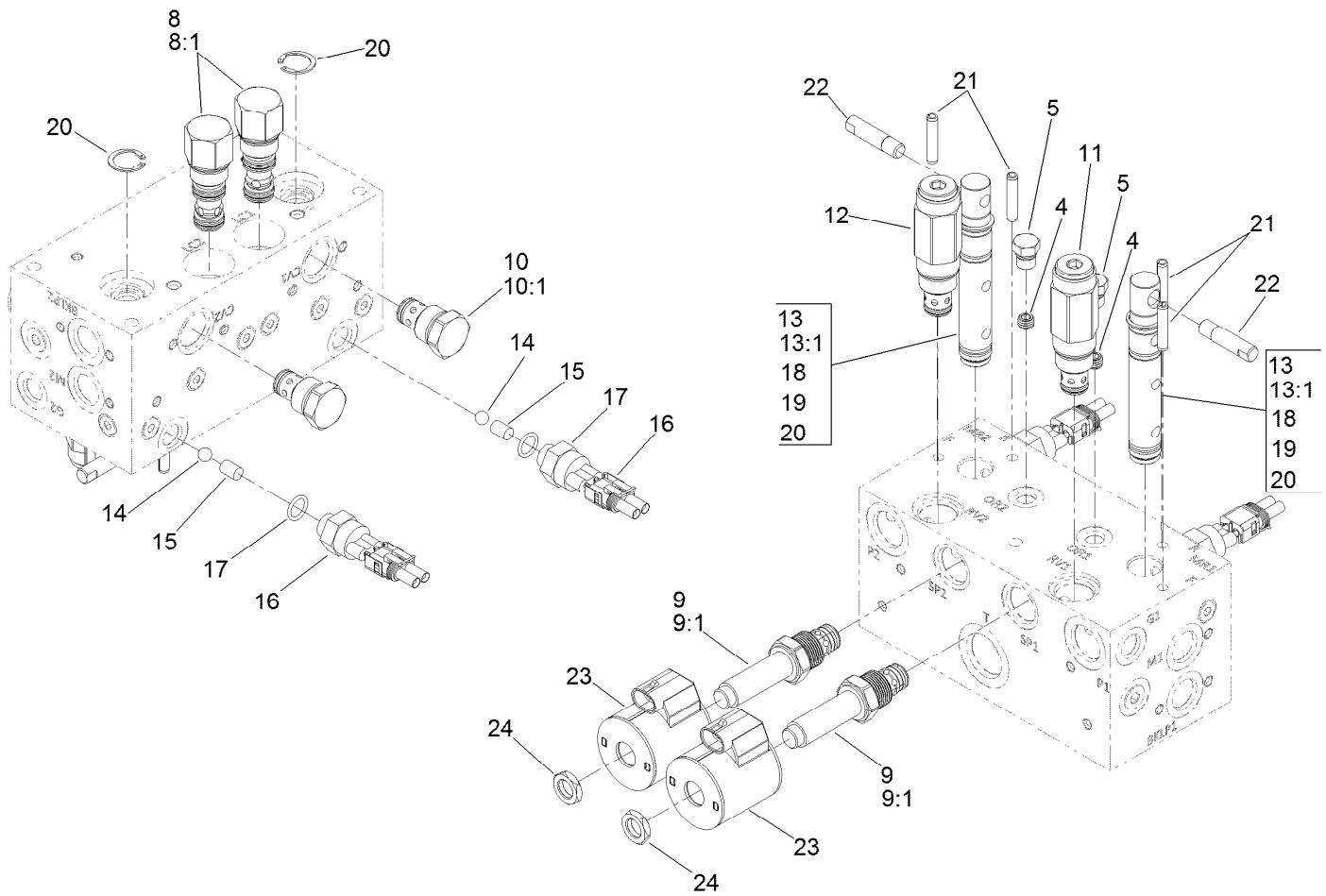
No. 1, 4 and 5 Reel Drive Hydraulic Assembly (continued)

<i>Ref.</i>	<i>Part Number</i>	<i>Qty.</i>	<i>Description</i>	<i>Ref.</i>	<i>Part Number</i>	<i>Qty.</i>	<i>Description</i>
28	340-92	2	Fitting-Straight	31:2	237-21	1	O-Ring
28:1	237-78	1	O-Ring	32	114-0633	1	Hose-HYD
28:2	237-21	1	O-Ring	33	117-5190	1	Hose-HYD
29	340-4	1	Fitting-Straight	34	106-3671	1	Hose-HYD
29:1	237-30	1	O-Ring	35	117-5188	4	Hose-HYD
29:2	237-79	1	O-Ring	36	106-3680	2	Hose-HYD
30	3334-945	9	Tie-Cable	37	119-3920	1	Guide-Hose, RH
31	340-132	1	Fitting-Elbow, 90 DEG	38	119-3921	1	Guide-Hose, LH
31:1	237-78	1	O-Ring	39	119-1419	2	Plate-Clamp



Hydraulic Motor Assembly No. 120-6272

<i>Ref.</i>	<i>Part Number</i>	<i>Qty.</i>	<i>Description</i>
1	138-1234	1	Seal Kit
2	117-5107	1	Valve-Check

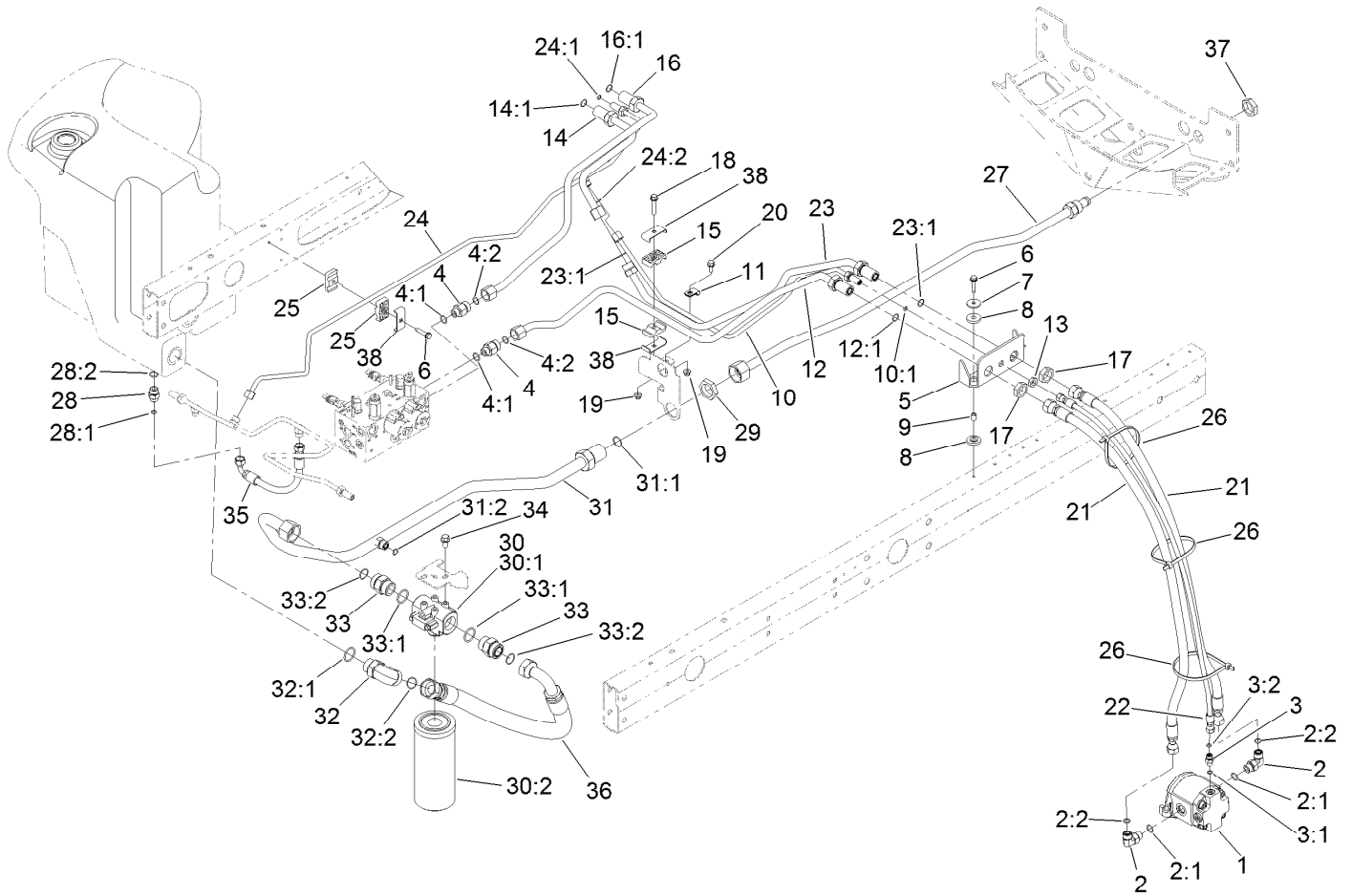


Manifold Assembly No. 121-5628

Ref.	Part Number	Qty.	Description
4	110-8883	1	Plug-Orifice (0.040)
5	117-0115	1	Plug
8	120-1693	2	Compensator-Pressure
8:1	119-2159	1	Seal Kit
9	120-1694	2	Valve-Proportional, NC
9:1	105-9159	1	Seal Kit
10	110-8881	2	Valve-Check
10:1	105-9159	1	Seal Kit ●
11	125-8757	1	Valve-Relief, 2500 PSI
12	125-8758	1	Valve-Relief
13	117-0108	2	Spool-Rotary
13:1	117-0109	1	Seal Kit

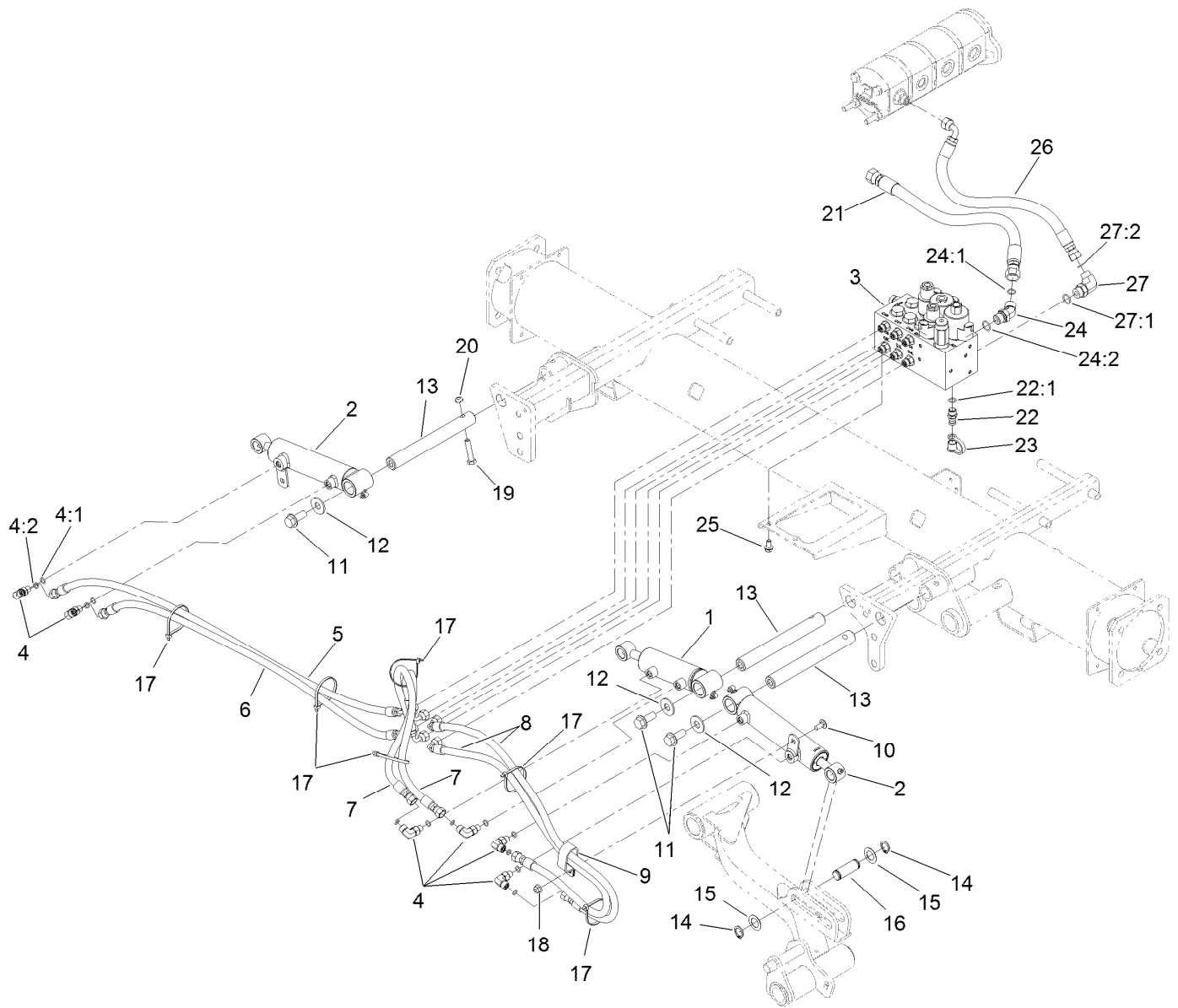
Ref.	Part Number	Qty.	Description
14	117-4605	2	Ball-SS
15	120-1650	2	Pin
16	72-4310	2	Switch-Ball
17	110-8757	2	O-Ring
18	117-4606	6	O-Ring
19	112-6534	4	Ring-Back Up
20	112-6532	4	Ring-Retaining
21	112-6531	4	Pin-Spring
22	110-8758	2	Handle-Spool
23	110-6344	2	Coil-12V, DC
24	110-2634	2	Nut-Coil

● Not illustrated



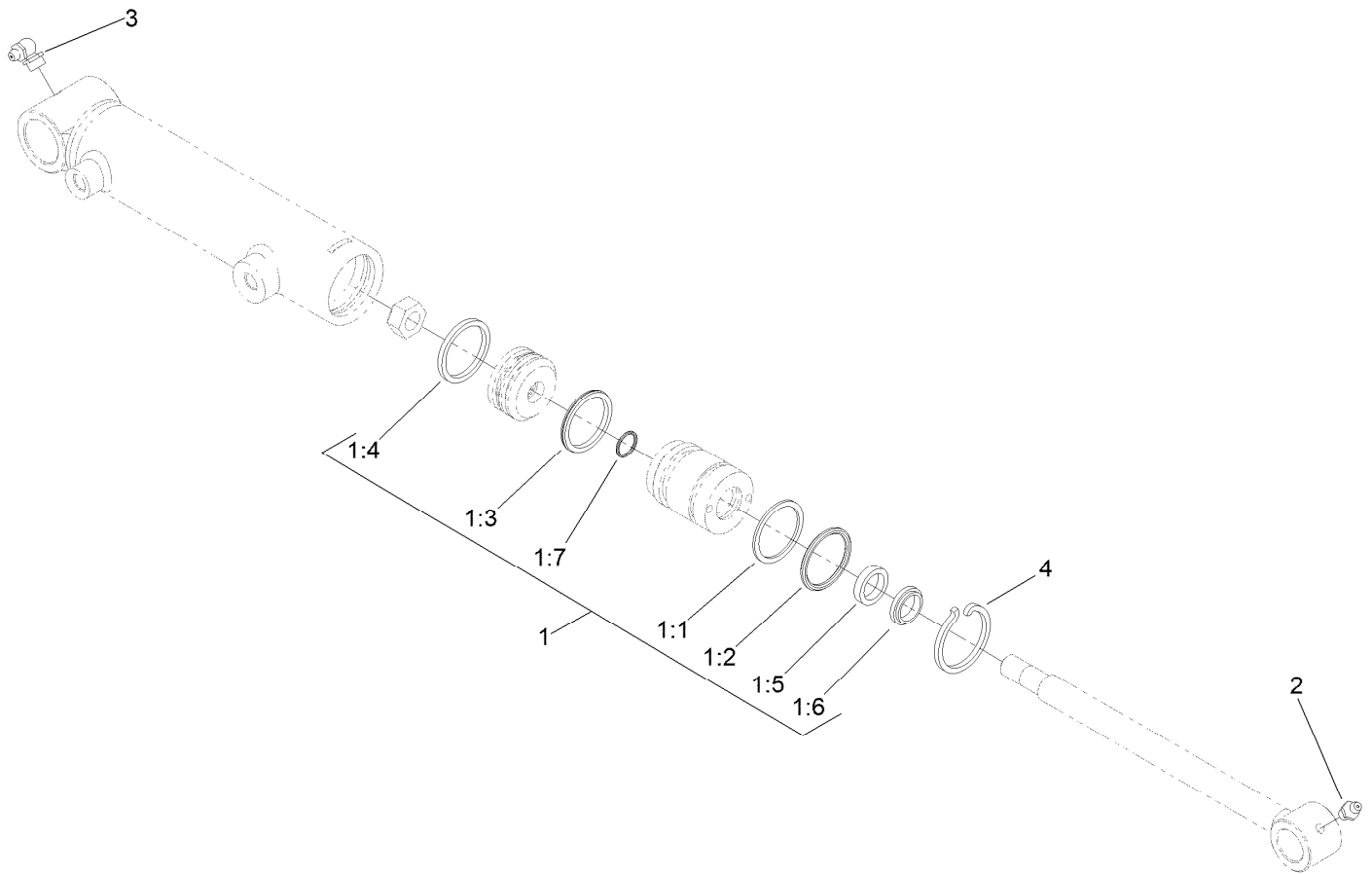
No. 2 and 3 Reel Drive Hydraulic Assembly (continued)

Ref.	Part Number	Qty.	Description	Ref.	Part Number	Qty.	Description
28:2	237-79	1	O-Ring	32:2	340-65	1	O-Ring
29	340-128	1	Nut-Bulkhead	33	104-3797	2	Fitting-Straight
30	98-3923	1	Oil Filter ASM	33:1	237-146	1	O-Ring
30:1	104-0080	1	Filter Head ASM	33:2	340-65	1	O-Ring
30:2	94-2621	1	Element-Filter	34	3234-1	2	Screw-HHF
31	108-1699	1	Tube ASM	35	66-8490	1	Hose-HYD
31:1	340-65	1	O-Ring	36	108-1689	1	Hose-HYD
31:2	237-30	1	O-Ring	37	340-126	1	Nut-Bulkhead
32	340-129	1	Fitting-Elbow, 90 DEG	38	119-1419	3	Plate-Clamp
32:1	237-146	1	O-Ring				



No. 1, 4 and 5 Lift Arm Hydraulic Assembly

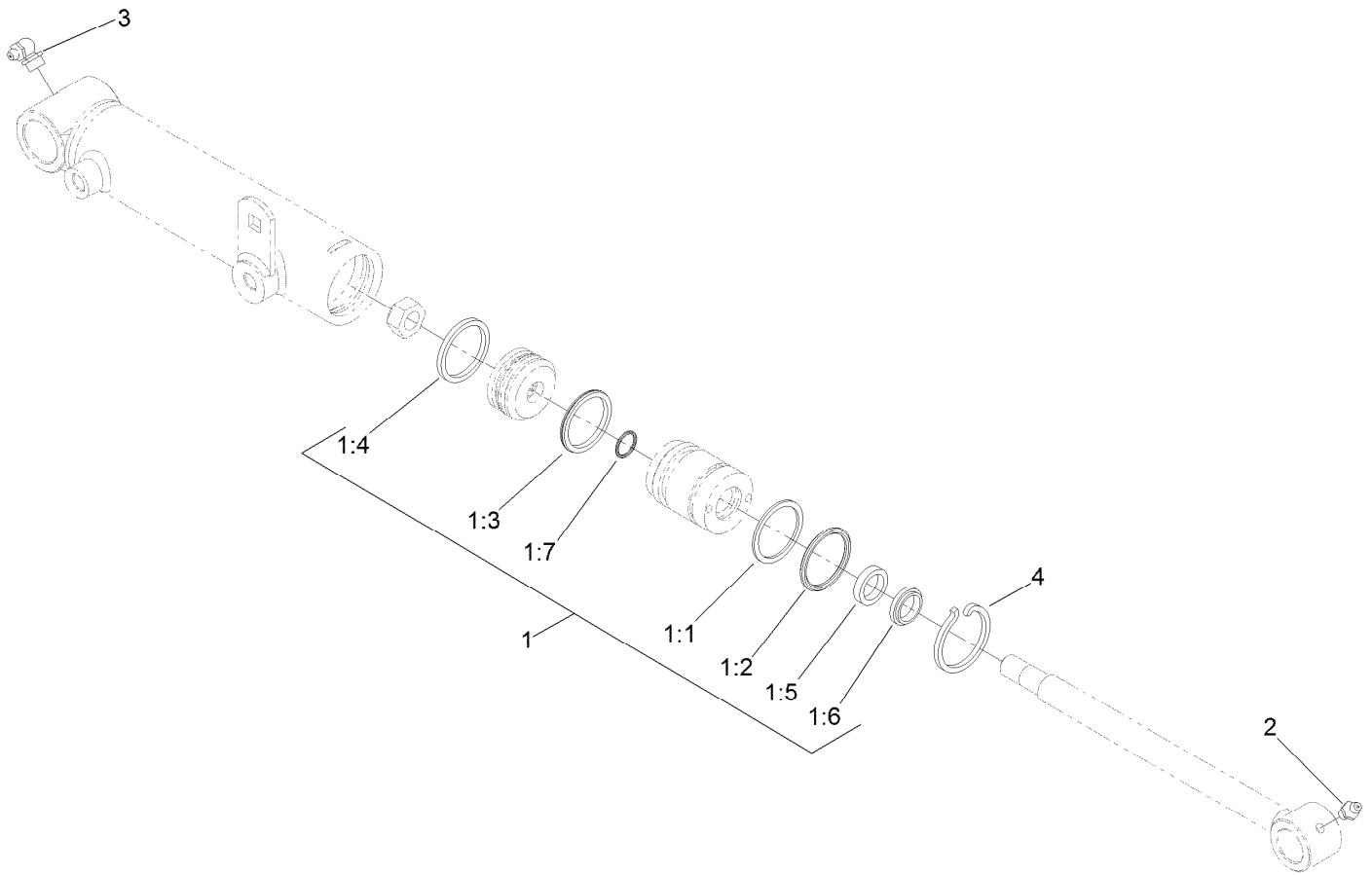
Ref.	Part Number	Qty.	Description	Ref.	Part Number	Qty.	Description
1	119-6988	1	HYD Cylinder ASM	16	104-0046	3	Pin-Slide, Cylinder
2	119-6987	2	HYD Cylinder ASM	17	3290-379	6	Tie-Cable
3	105-7577	1	HYD Lift Block Manifold ASM	18	104-8300	1	Nut-HF, NI
4	340-132	6	Fitting-Elbow, 90 DEG	19	323-9	3	Screw-HH
4:1	237-78	1	O-Ring	20	3296-59	3	Nut-Lock, NI
4:2	237-21	1	O-Ring	21	117-0180	1	Hose-HYD
5	106-3692	1	Hose-HYD	22	59-7410	1	Fitting-Diagnostic
6	106-3693	1	Hose-HYD	22:1	237-42	1	O-Ring
7	93-6887	2	Hose-HYD	23	354-79	1	Cap-Dust
8	85-4940	2	Hose-HYD	24	340-101	1	Fitting-HYD, 45 DEG
9	2412-137	1	Clamp-R, Double	24:1	237-30	1	O-Ring
10	3230-23	1	Bolt-CARR	24:2	237-79	1	O-Ring
11	3234-38	3	Screw-HHF	25	3234-14	2	Screw-HHF
12	3256-6	3	Washer-Flat	26	92-5694	1	Hose-Hydraulic
13	117-0148	3	Pin-Cylinder	27	340-18	1	Fitting-HYD, 90 DEG
14	32120-93	6	Ring-Retaining	27:1	237-79	1	O-Ring
15	3-6498	6	Washer-Thrust	27:2	237-22	1	O-Ring



Hydraulic Cylinder Assembly No. 119-6988

<i>Ref.</i>	<i>Part Number</i>	<i>Qty.</i>	<i>Description</i>
1	119-6992	1	Seal Kit
1:1		1	O-Ring ●
1:2		1	Backup ●
1:3		1	Bp Seal ●
1:4		1	Wear Ring-Ht ●
1:5		1	Bs Seal ●
1:6		1	Dust Seal-Dt ●
1:7		1	O-Ring ●
2	302-5	1	Fitting-Grease
3	302-33	1	Fitting-Grease
4	84-1680	1	Ring-Retaining

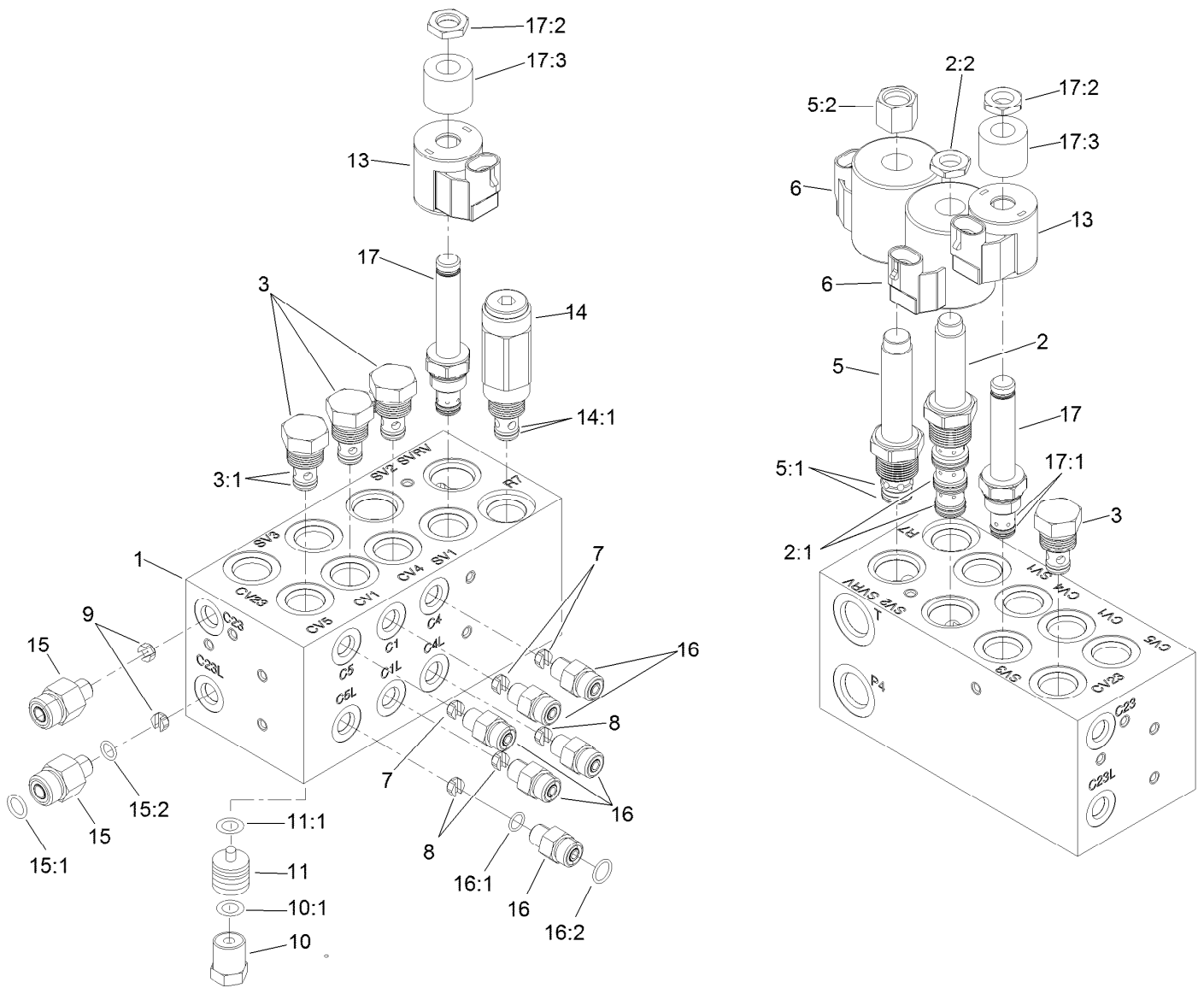
● Not serviced separately



Hydraulic Cylinder Assembly No. 119-6987

<i>Ref.</i>	<i>Part Number</i>	<i>Qty.</i>	<i>Description</i>
1	119-6992	1	Seal Kit
1:1		1	O-Ring ●
1:2		1	Backup ●
1:3		1	Bp Seal ●
1:4		1	Wear Ring-Ht ●
1:5		1	Bs Seal ●
1:6		1	Dust Seal-Dt ●
1:7		1	O-Ring ●
2	302-5	1	Fitting-Grease
3	302-33	1	Fitting-Grease
4	84-1680	1	Ring-Retaining

● Not serviced separately



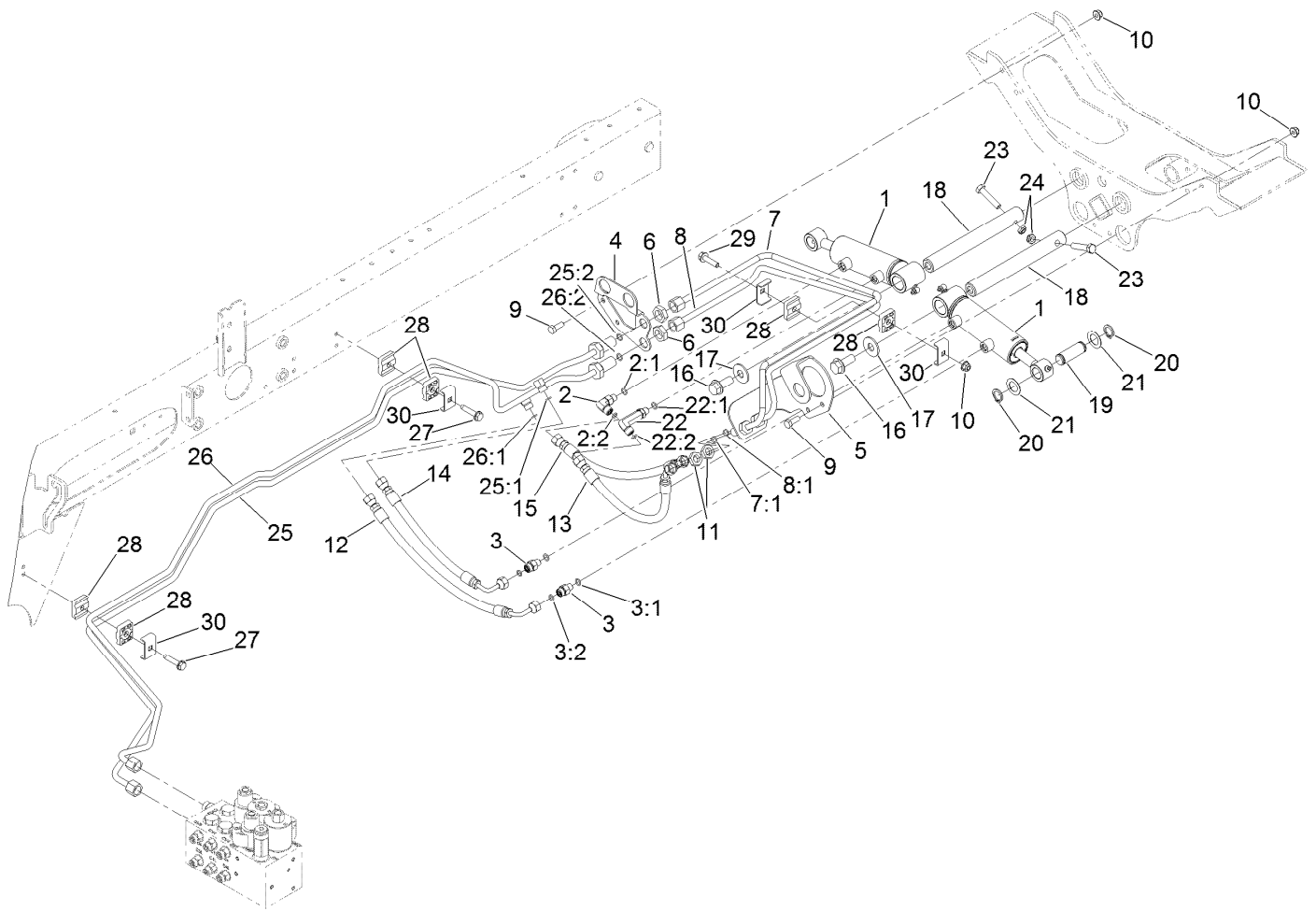
Hydraulic Manifold Block Assembly No. 105-7577

Ref.	Part Number	Qty.	Description
1		1	Block-Manifold ■
2	110-8906	1	Valve-Solenoid
2:1	110-8908	1	Spool Valve Seal Kit
2:2	110-2634	1	Nut-Coil
3	110-9006	4	Valve-Check
3:1	105-9156	1	Seal Kit
5	110-8905	1	Valve-Relief, Solenoid
5:1	110-6316	1	Seal Kit
5:2	130-8180	1	Nut-Coil (9/16-24 Unef-2B)
6	110-6344	2	Coil-12V, DC
7	125-8849	3	Orifice-Flow Control ●
7	110-8904	3	Orifice-Control, Flow (0.028)
8	110-8903	3	Orifice-Control, Flow (0.055)
9	110-8902	2	Orifice-Control, Flow (0.046)
10	354-70	4	Plug-Hex, Hollow
10:1	237-80	1	O-Ring

Ref.	Part Number	Qty.	Description
11	110-8901	4	Piston-Pilot
11:1	110-8900	1	O-Ring
13	110-0497	2	Coil-Solenoid
14	110-8899	1	Valve-Relief
14:1	105-9156	1	Seal Kit
15	340-88	2	Fitting-Straight
15:1	237-22	1	O-Ring
15:2	237-78	1	O-Ring
16	340-92	6	Fitting-Straight
16:1	237-78	1	O-Ring
16:2	237-21	1	O-Ring
17	110-8898	2	Valve-Solenoid
17:1	107-7527	1	Seal Kit
17:2	110-2634	1	Nut-Coil
17:3	110-8909	1	Spacer-Coil

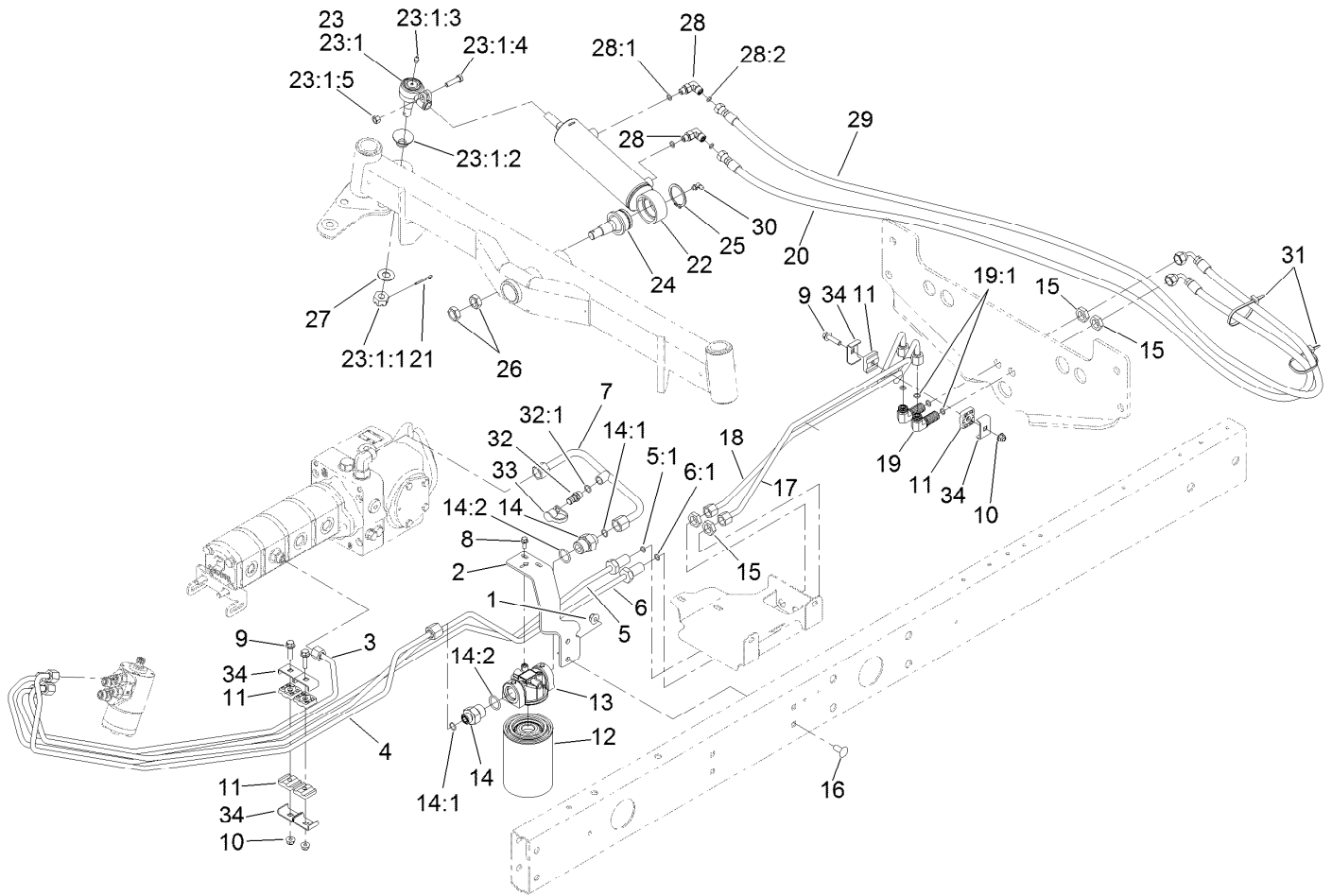
● Optional Equipment

■ Not serviced separately



Rear Lift Hydraulic Assembly

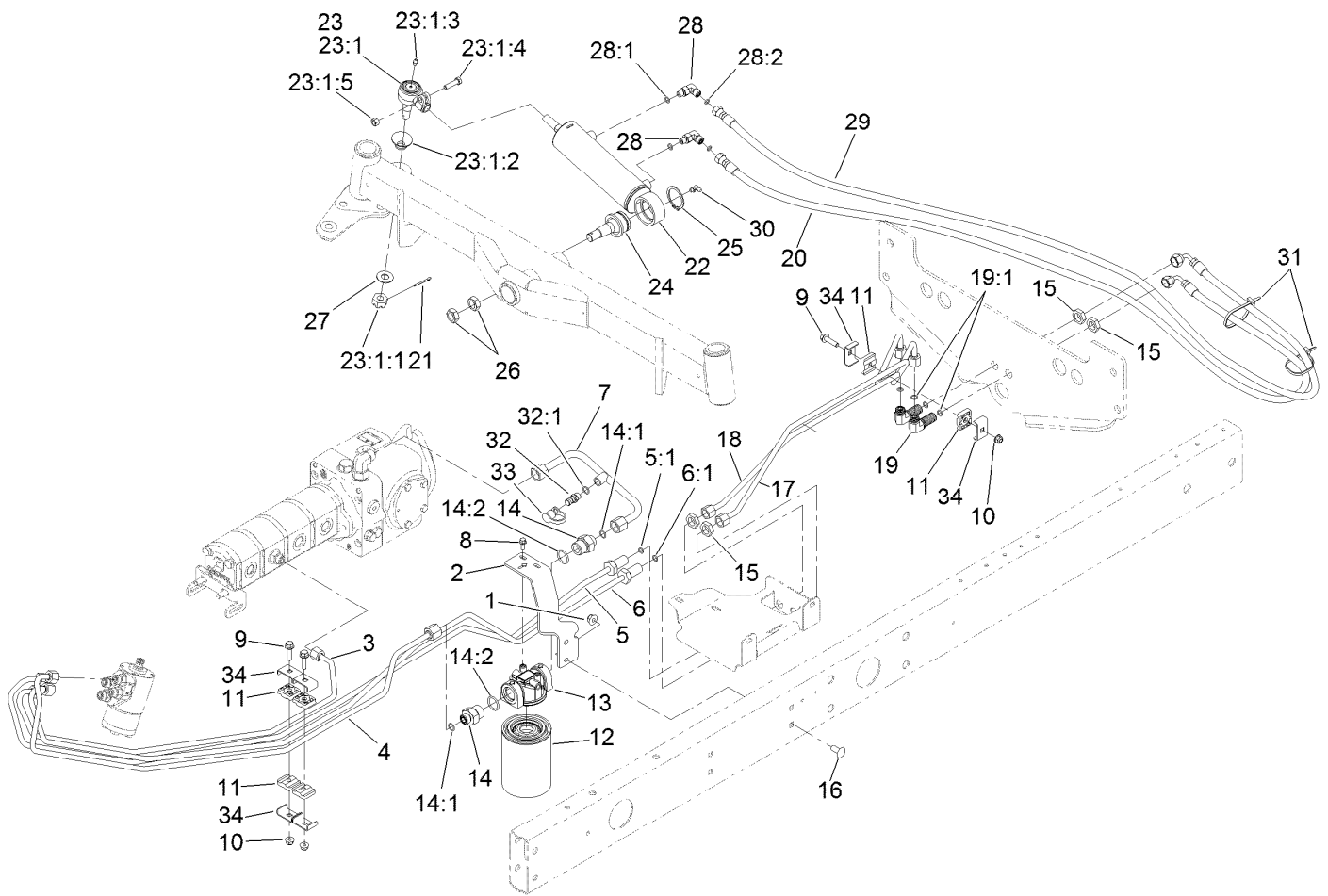
<i>Ref.</i>	<i>Part Number</i>	<i>Qty.</i>	<i>Description</i>	<i>Ref.</i>	<i>Part Number</i>	<i>Qty.</i>	<i>Description</i>
1	119-6988	2	HYD Cylinder ASM	16	3234-38	2	Screw-HHF
2	340-132	1	Fitting-Elbow, 90 DEG	17	3256-6	2	Washer-Flat
2:1	237-78	1	O-Ring	18	117-0148	2	Pin-Cylinder
2:2	237-21	1	O-Ring	19	104-0046	2	Pin-Slide, Cylinder
3	340-92	2	Fitting-Straight	20	32120-93	4	Ring-Retaining
3:1	237-78	1	O-Ring	21	3-6498	4	Washer-Thrust
3:2	237-21	1	O-Ring	22	100-7695	1	Fitting-Elbow 90
4	120-3782-01	1	Bracket-Bulkhead, RH	22:1	237-78	1	O-Ring
5	110-0917-01	1	Bracket-Bulkhead, LH	22:2	237-21	1	O-Ring
6	340-70	2	Nut-Lock	23	323-9	2	Screw-HH
7	120-3767	1	HYD Tube ASM	24	3296-59	2	Nut-Lock, NI
7:1	237-21	1	O-Ring	25	120-3766	1	HYD Tube ASM
8	110-9018	1	Tube-HYD	25:1	237-21	1	O-Ring
8:1	237-21	1	O-Ring	25:2	237-22	1	O-Ring
9	322-4	4	Screw-HH	26	120-3771	1	HYD Tube ASM
10	104-8300	5	Nut-HF, NI	26:1	237-21	1	O-Ring
11	340-78	2	Nut-Lock	26:2	237-22	1	O-Ring
12	110-0930	1	Hose-HYD	27	32144-57	2	Screw
13	110-8966	1	Hose-HYD	28	56-7973	6	Clamp-Tube
14	110-0929	1	Hose-HYD	29	3234-36	1	Screw-HHF
15	110-0931	1	Hose-HYD	30	119-1418	4	Plate-Clamp, Short



Steering Hydraulic Assembly

Ref.	Part Number	Qty.	Description	Ref.	Part Number	Qty.	Description
1	104-8301	2	Nut-HF, NI	15	340-70	4	Nut-Lock
2	110-0906-01	1	Support-Filter, Oil	16	3231-27	2	Screw-CARR
3	108-1710	1	Tube ASM	17	110-9019	1	Tube-HYD
4	108-1711	1	Tube-HYD	18	110-9020	1	Tube-HYD
5	108-1712	1	Tube ASM	19	340-154	2	Union-Bulkhead
5:1	237-22	1	O-Ring	19:1	237-22	2	O-Ring
6	108-1713	1	Tube ASM	20	110-0928	1	Hose-HYD
6:1	237-22	1	O-Ring	21	3272-12	1	Pin-Cotter
7	121-5601	1	Tube-HYD	22	110-9035	1	HYD Cylinder ASM
8	3234-33	2	Screw-HHF	23	106-6895-03	1	Ball Joint ASM
9	3234-36	3	Screw-HHF	23:1		1	Joint-Ball ●
10	104-8300	3	Nut-HF, NI	23:1:1	32136-13	1	Nut-SHH
11	56-7973	6	Clamp-Tube	23:1:2	106-6896	1	Seal
12	86-3010	1	Filter-Oil	23:1:3	302-5	1	Fitting-Grease
13	117-5820	1	Head-Filter	23:1:4	3210-7	1	Screw-HH
14	100-4240	2	Fitting-STR	23:1:5	32152-5	1	Nut-Hex
14:1	237-30	1	O-Ring	24	106-6774	1	Joint-Ball
14:2	237-81	1	O-Ring	25	32151-104	1	Ring-Retaining, External

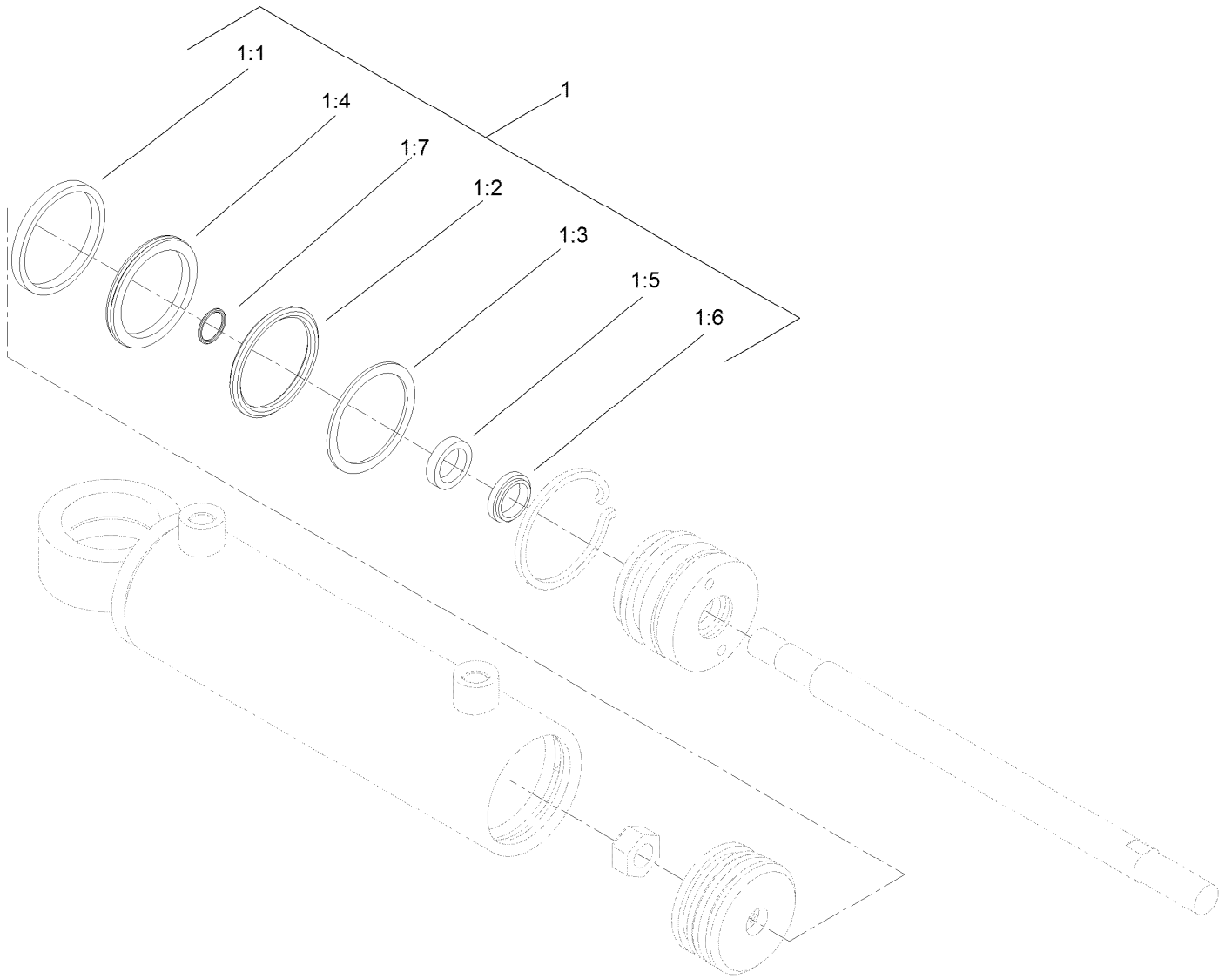
● Not serviced separately



Steering Hydraulic Assembly (continued)

<i>Ref.</i>	<i>Part Number</i>	<i>Qty.</i>	<i>Description</i>	<i>Ref.</i>	<i>Part Number</i>	<i>Qty.</i>	<i>Description</i>
26	3220-6	2	Nut-Jam	30	302-40	1	Fitting-Grease, 90 DEG
27	69-8980	1	Washer	31	3290-378	2	Tie-Cable
28	340-132	2	Fitting-Elbow, 90 DEG	32	59-7410	1	Fitting-Diagnostic
28:1	237-78	1	O-Ring	32:1	237-42	1	O-Ring
28:2	237-21	1	O-Ring	33	354-79	1	Cap-Dust
29	110-0973	1	Hose-HYD	34	119-1418	6	Plate-Clamp, Short

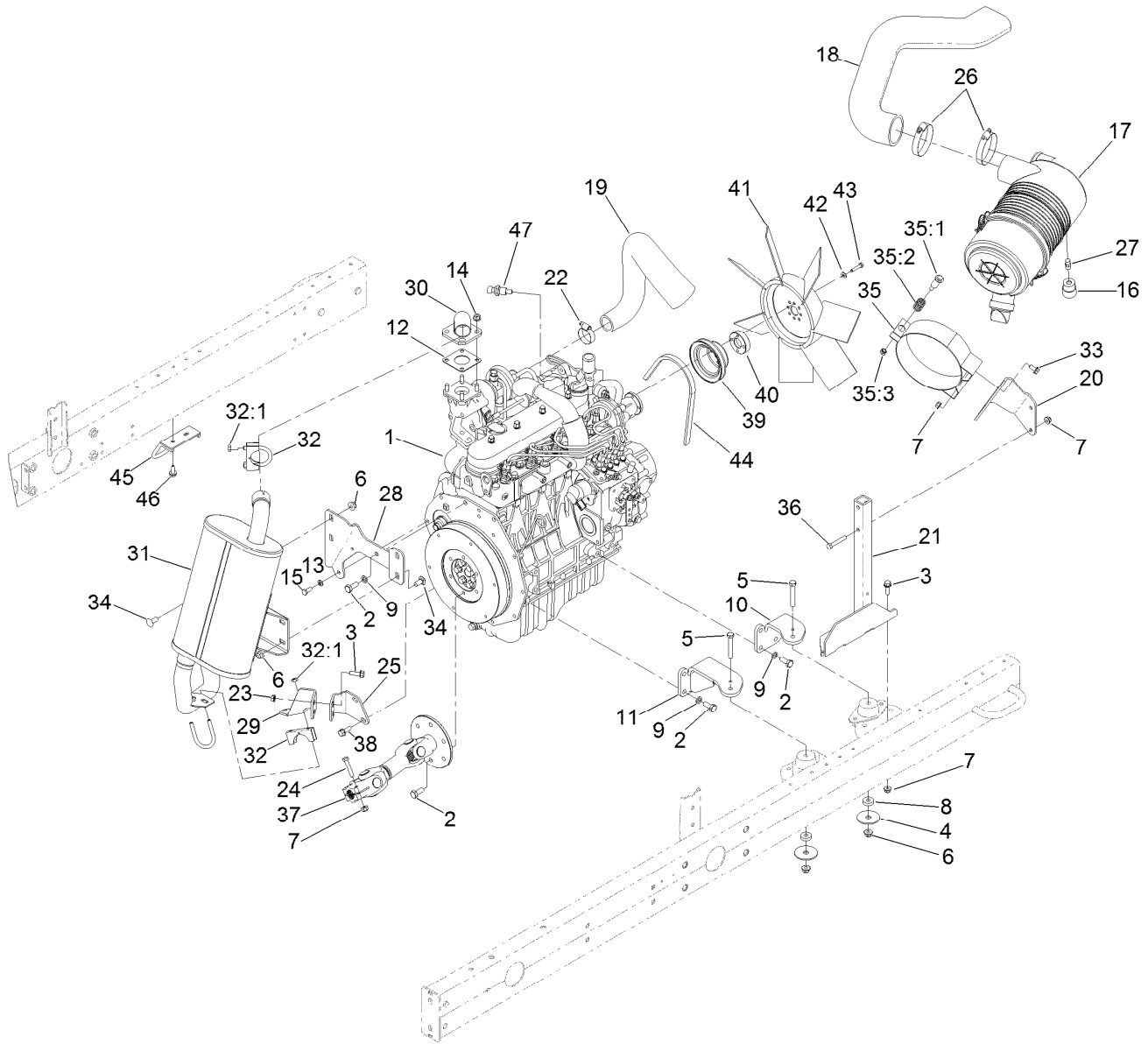
● Not serviced separately



Hydraulic Cylinder Assembly No. 110-9035

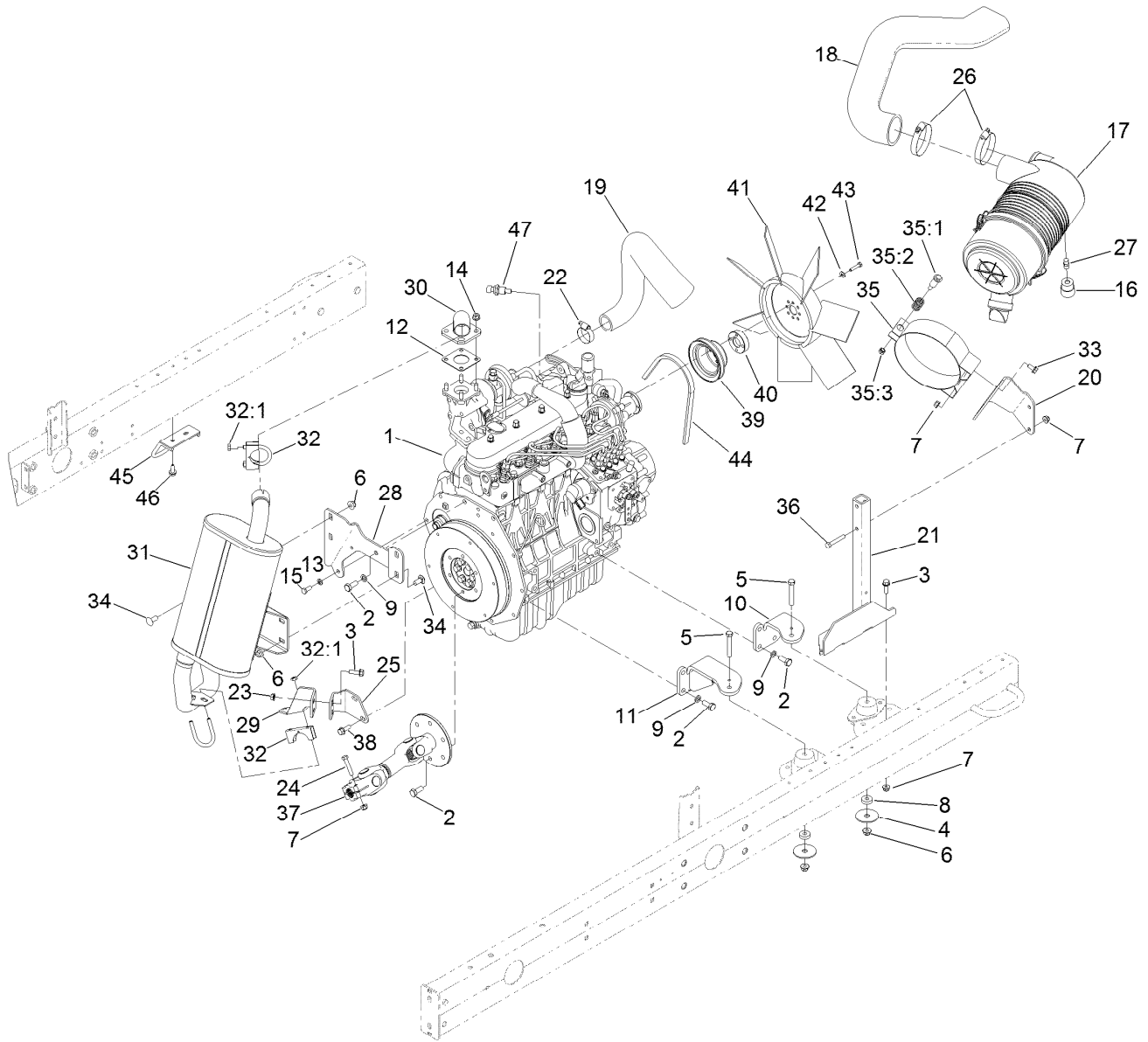
<i>Ref.</i>	<i>Part Number</i>	<i>Qty.</i>	<i>Description</i>
1	114-8875	1	Seal Kit
1:1		1	Wear Ring ●
1:2		1	O-Ring ●
1:3		1	Backup ●
1:4		1	Bp Seal ●
1:5		1	Bs Seal ●
1:6		1	Dust Seal ●
1:7		1	O-Ring ●

● Not serviced separately



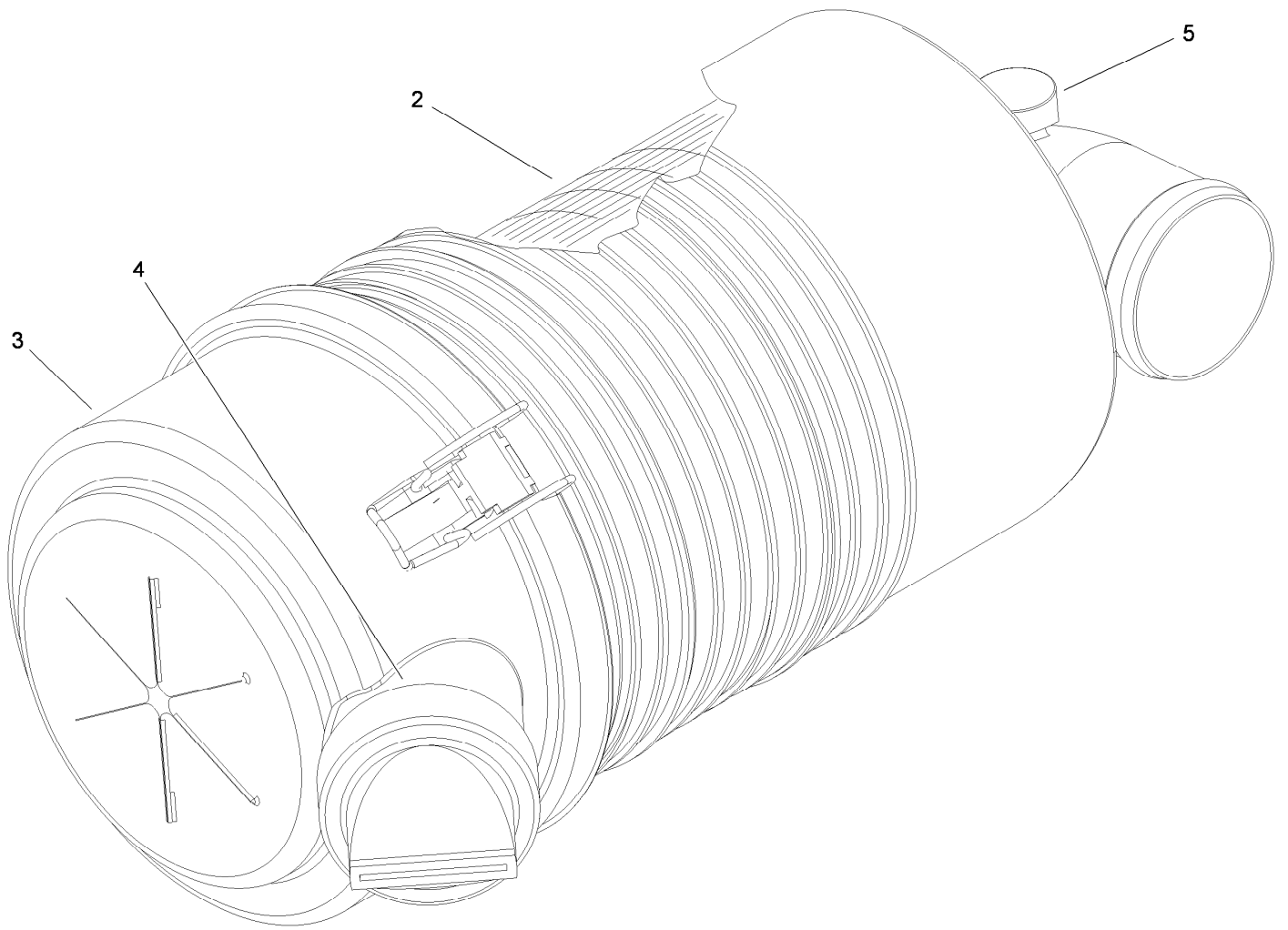
Engine, Muffler and Air Cleaner Assembly

Ref.	Part Number	Qty.	Description	Ref.	Part Number	Qty.	Description
1	125-2169	1	Engine-Kubota, V1505T	22	2412-3	1	Clamp-Hose
2	43-0090	19	Screw-HH	23	32128-20	2	Nut-HF
3	3234-29	5	Screw-HHF	24	322-9	2	Screw-HH
4	87-5100	4	Washer-Snubbing	25	117-0286	1	Bracket-Tailpipe
5	323-12	4	Screw-HH	26	2412-125	3	Clamp-Hose
6	104-8301	8	Nut-HF, NI	27	94-1416	1	Adapter-Indicator
7	104-8300	9	Nut-HF, NI	28	108-1785-03	1	Bracket-Support, Muffler
8	62-6660	4	Spacer	29	117-0288	1	Bracket-Tailpipe
9	48-9590	13	Washer-Lock	30	108-1783	1	Header ASM
10	115-8066-03	2	Mount-Engine	31	108-7643	1	Muffler
11	120-3812-03	2	Mount-Engine	32	2112-9	2	Clamp
12	99-8343	1	Gasket-Muffler	32:1	32128-20	2	Nut-HF
13	3253-4	2	Washer-Lock	33	3234-14	2	Screw-HHF
14	104-2612	4	Nut-HF	34	3231-27	4	Screw-CARR
15	33114-020	2	Screw-HH	35	93-7486	1	Clamp ASM
16	93-9164	1	Indicator-Mini	35:1	94-3653	1	Bolt
17	110-8917	1	Air Cleaner ASM	35:2	94-3654	1	Spring
18	110-8944	1	Hose-Formed	35:3	48-9510	1	*obs* Nut
19	117-8061	1	Hose-Turbo	36	322-10	2	Screw-HH
20	110-8981-03	1	Bracket-Mounting	37	108-1641	1	Driveshaft ASM
21	121-5611-03	1	Stand-Air Cleaner	38	33104-025	2	Screw-HHF



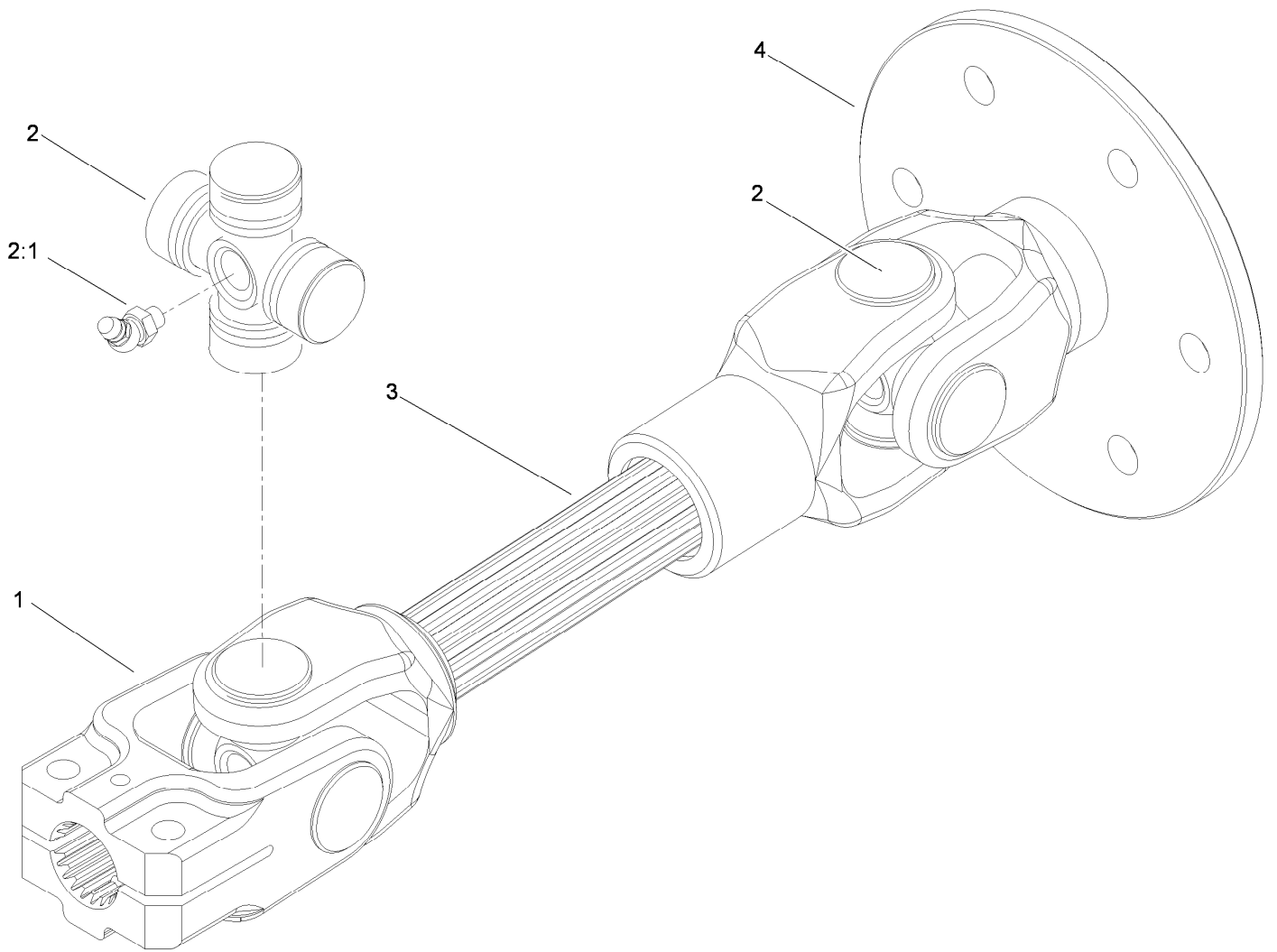
Engine, Muffler and Air Cleaner Assembly (continued)

<i>Ref.</i>	<i>Part Number</i>	<i>Qty.</i>	<i>Description</i>	<i>Ref.</i>	<i>Part Number</i>	<i>Qty.</i>	<i>Description</i>
39	110-0972	1	Pulley	44	98-9676	1	V-Belt
40	105-0000	1	Spacer-Fan	45	127-2612	1	Guard-Pipe, Tail
41	110-8852	1	Fan-Cooling	46	32104-32	2	Screw-HWH
42	3256-22	4	Washer-Flat	47	119-4478	1	Sender-Temperature
43	33113-030	4	Screw-HH				



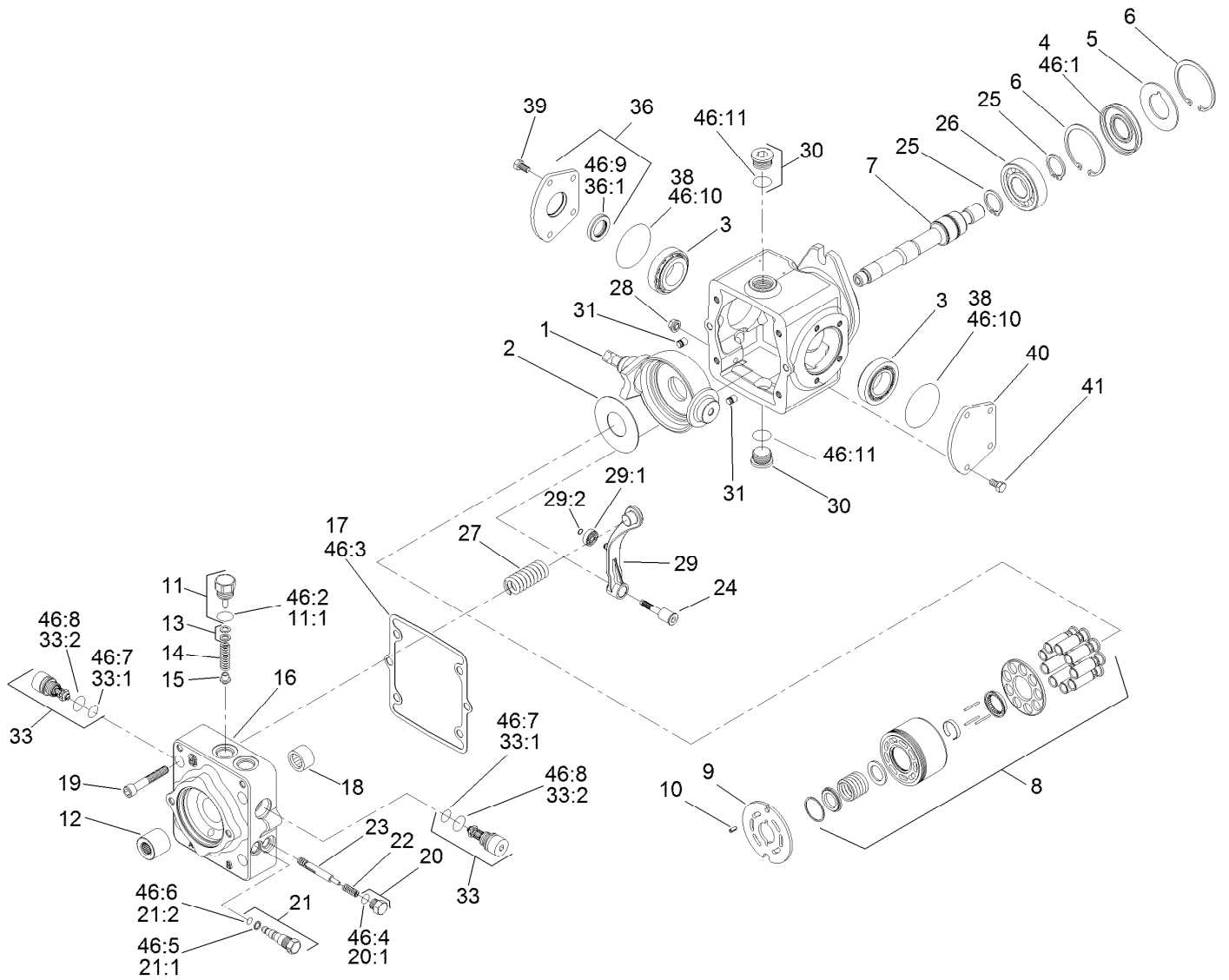
Air Cleaner Assembly No. 110-8917

<i>Ref.</i>	<i>Part Number</i>	<i>Qty.</i>	<i>Description</i>
2	108-3812	1	Filter-Air
3	93-5986	1	Cover ASM
4	87-9400	1	Valve-Vacuator
5	285-17	1	Plug-Pipe



Driveshaft Assembly No. 108-1641

<i>Ref.</i>	<i>Part Number</i>	<i>Qty.</i>	<i>Description</i>
1	54-9040	1	Yoke-End
2	54-9180	2	U-Joint Kit
2:1	62-3820	1	Fitting-Grease
3	108-4574	1	Joint And Shaft ASM
4	108-4575	1	Joint And Yoke ASM

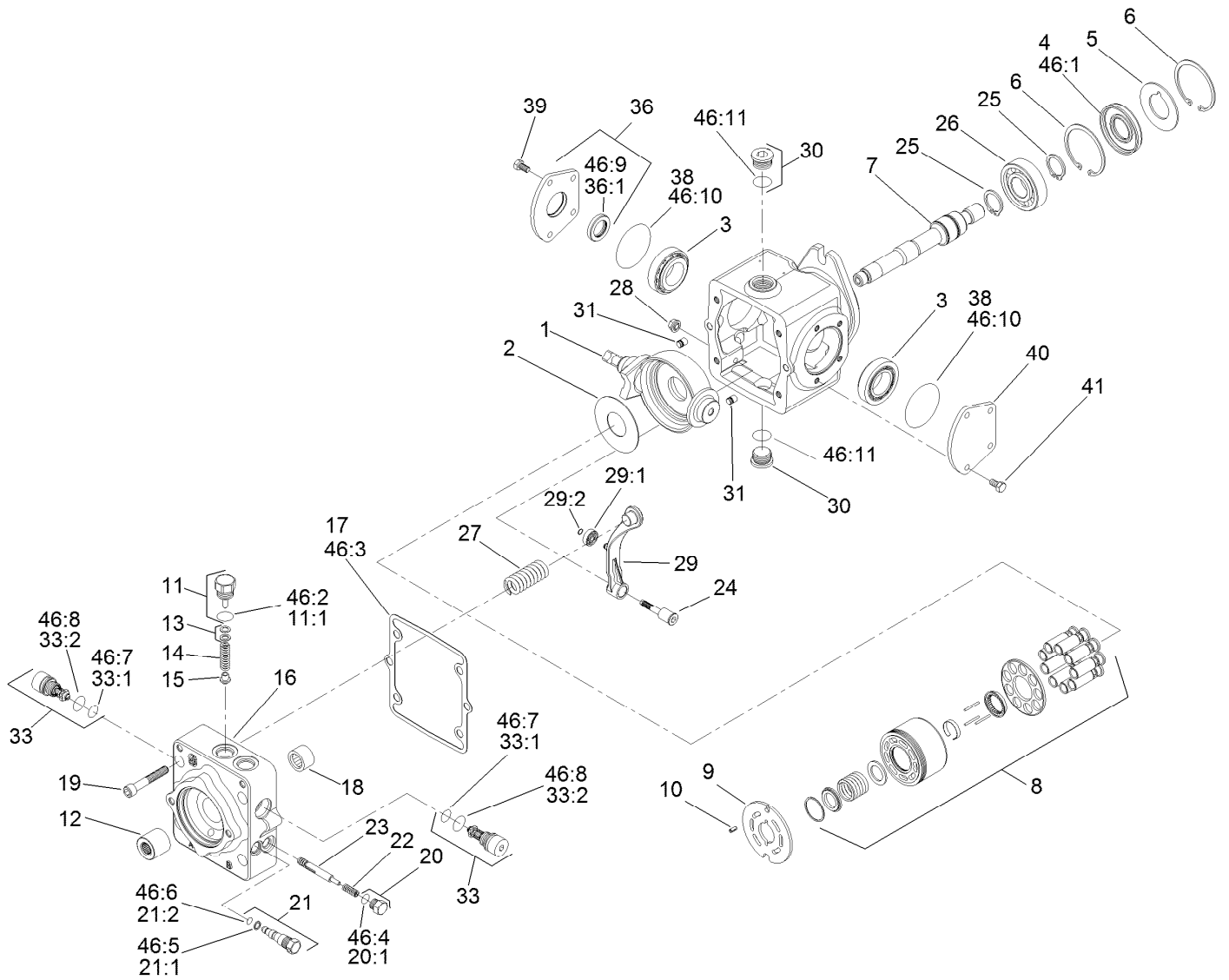


Hydraulic Pump Assembly No. 119-6972

Ref.	Part Number	Qty.	Description	Ref.	Part Number	Qty.	Description
1	115-8092	1	Swashplate	18	75-0500	1	Bearing-Needle
2	75-0400	1	Plate-Thrust	19	110-6489	4	Screw
3	110-6483	2	Bearing Kit	20	94-9415	2	Plug ASM
4	110-6471	1	Seal-Lip	20:1		1	O-Ring ■
5	95-4400	1	Washer-Backup	21	107-4364	1	Bypass Valve ASM
6	69-3200	2	Ring-Retaining	21:1	25-2630	1	Ring-Back Up
7	110-6484	1	Shaft-Auxiliary	21:2	110-6498	1	O-Ring
8	110-6472	1	Cylinder Block Kit ASM	22	110-6491	2	Spring
9	110-6473	1	Plate-Valve (Clockwise)	23	110-6492	1	Spool-Loop, Flush
10	110-6485	1	Pin-Slotted	24	110-6493	1	Pivot-Return, Neutral
11	110-6486	1	Plug-Relief, Charge	25	69-3170	2	Ring-Retaining
11:1	28-3570	1	O-Ring	26	75-0460	1	Bearing-Ball
12	110-6480	1	Coupling	27	115-8085	1	Spring-Neutral Return
13	92-1353	1	Shim Kit	28	110-6496	1	Nut-Seal
14	110-6474	1	Spring	29	110-6497	1	Neutral Return Arm ASM
15	110-6475	1	Poppet	29:1	110-6494	1	Bearing-Cam
16	115-8087	1	Cap-End	29:2	110-3056	1	Ring-Retaining
17	110-6476	1	Gasket-Cap, End	30	69-3130	2	Plug

● Not illustrated

■ Not serviced separately

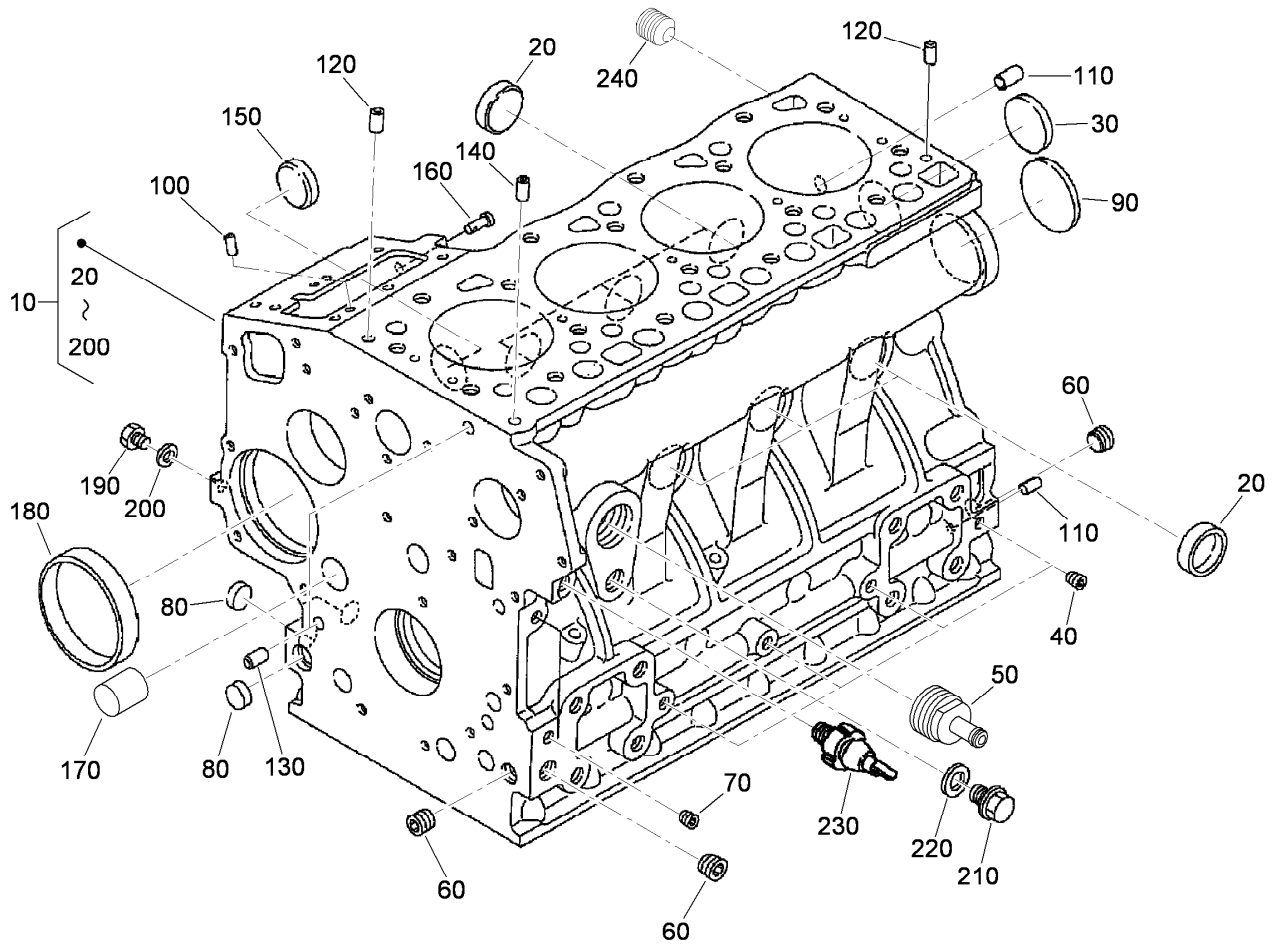


Hydraulic Pump Assembly No. 119-6972 (continued)

Ref.	Part Number	Qty.	Description	Ref.	Part Number	Qty.	Description
31	112-0158	2	Pin	46:1	110-6471	1	Seal-Lip
33	110-6477	2	Valve-Relief	46:2	28-3570	1	O-Ring
33:1	75-0240	1	O-Ring	46:3	110-6476	1	Gasket-Cap, End
33:2	84-0560	1	O-Ring	46:4		1	O-Ring ■
36	110-6499	1	Trunnion Cover ASM	46:5	25-2630	1	Ring-Back Up
36:1	110-6478	1	Seal-Lip	46:6	110-6498	1	O-Ring
38	84-0430	2	O-Ring	46:7	75-0240	2	O-Ring
39	112-0150	4	Screw	46:8	84-0560	2	O-Ring
40	84-0440	1	Cover-Trunnion	46:9	110-6478	1	Seal-Lip
41	112-0151	4	Screw	46:10	84-0430	2	O-Ring
46	110-6481	1	Seal Kit ●	46:11		2	O-Ring ■

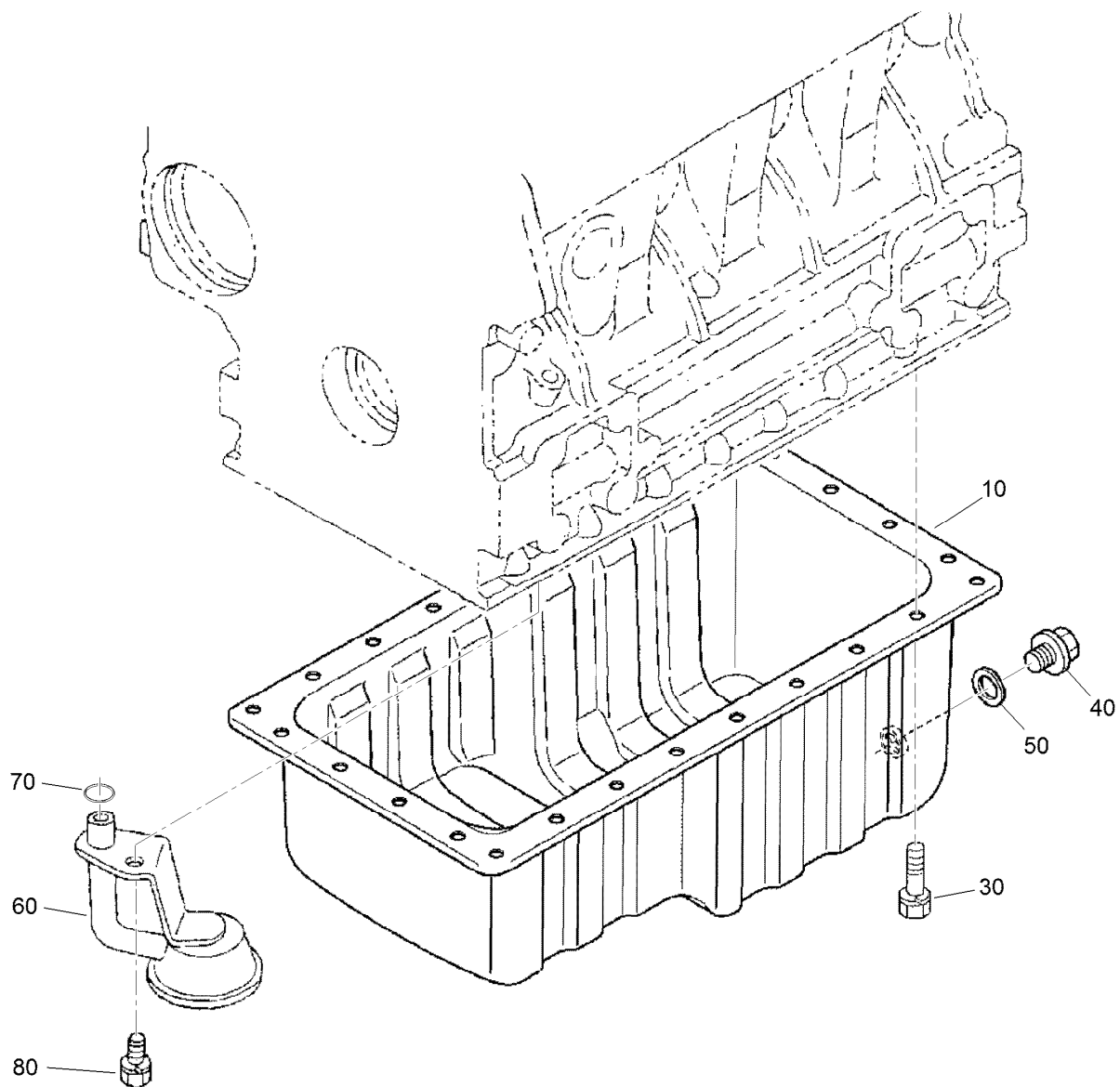
● Not illustrated

■ Not serviced separately



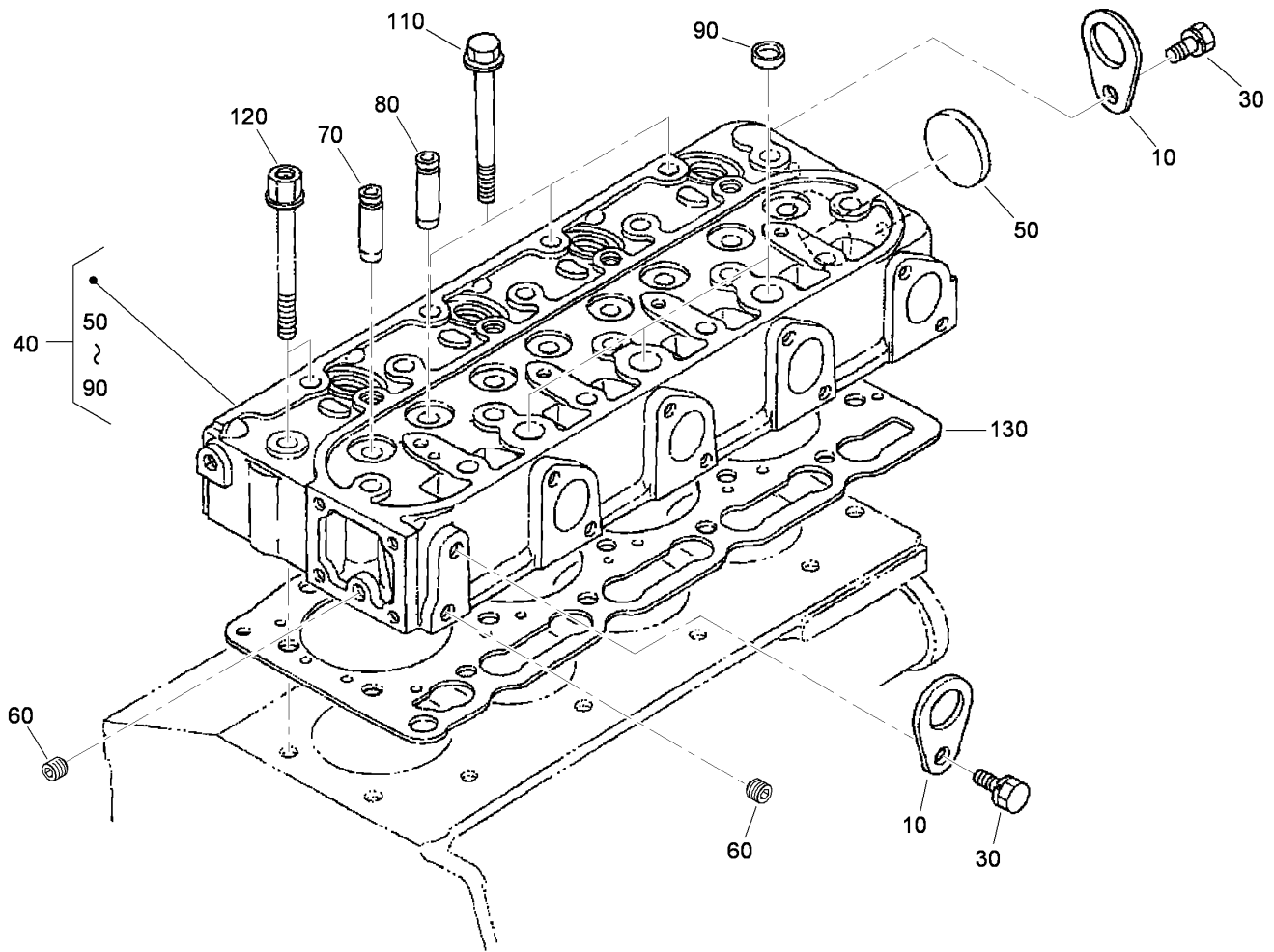
Crankcase Assembly

<i>Ref.</i>	<i>Part Number</i>	<i>Qty.</i>	<i>Description</i>
10	115-4115	1	Crankcase ASM
20	98-9398	6	Cap-Sealing
30	98-7539	1	Cap-Sealing
40	98-7540	4	Plug
50	99-8347	1	Joint-Pipe, Drain
60	98-9597	3	Plug
70	98-7487	2	Plug
80	98-9379	3	Plug-Expansion
90	98-9668	1	Plug-Expansion
100	98-9375	1	Pin-Straight
110	98-9377	1	Pin-Straight
120	98-9376	2	Pin-Straight
130	98-9387	2	Pin-Pipe
140	98-9539	1	Pin-Pipe
150	98-9599	1	Plug
160	105-3796	1	Pin-Spring, Start
170	98-9675	1	Plug
180	98-9656	1	Bushing-Governor, Gear
190	98-7507	1	Plug
200	98-7428	1	Gasket
210	99-3447	1	Plug
220	106-7056	1	Gasket
230	98-9416	1	Switch-Oil
240	98-9444	1	Plug



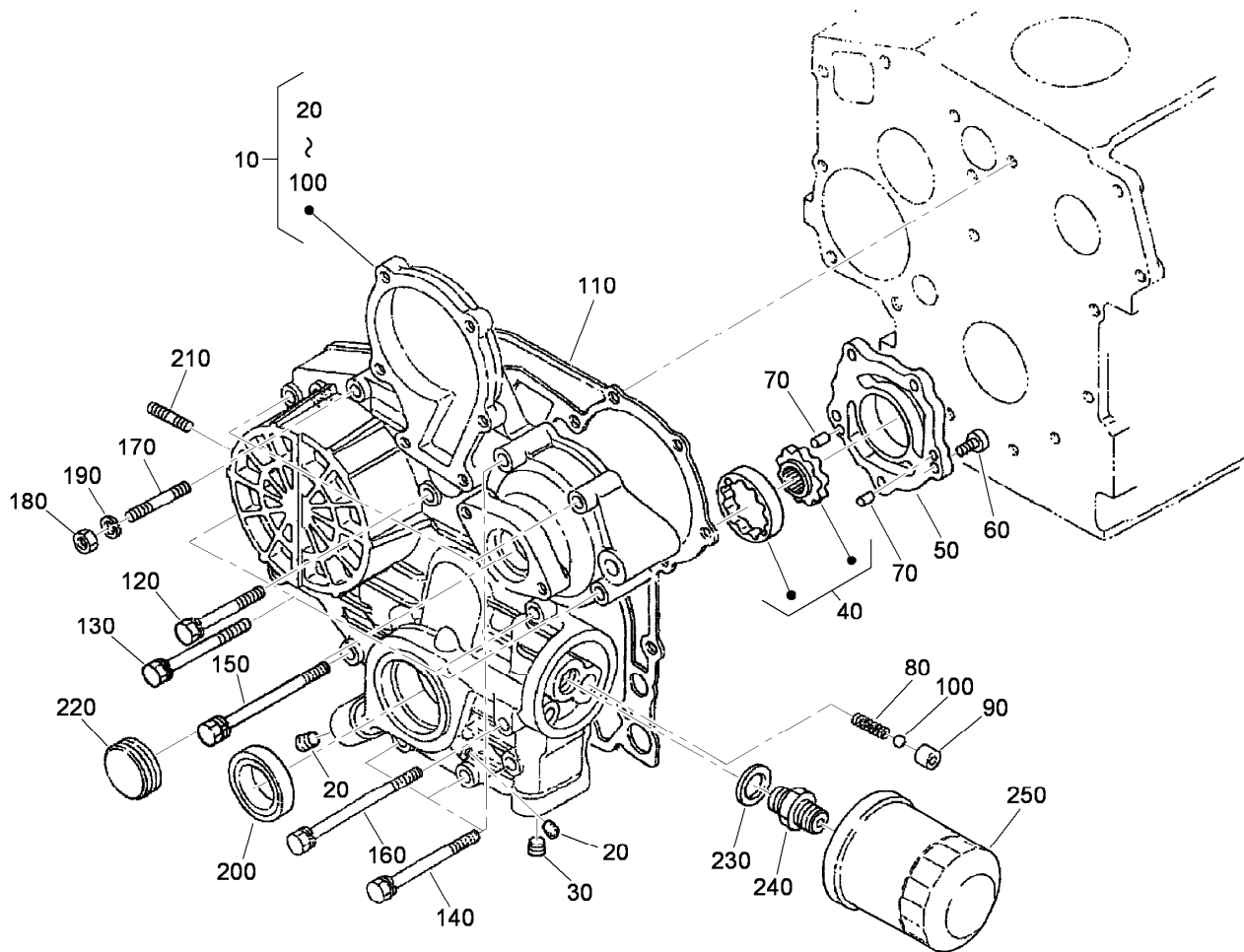
Oil Pan Assembly

<i>Ref.</i>	<i>Part Number</i>	<i>Qty.</i>	<i>Description</i>
10	112-0186	1	Oil Pan ASM
30	98-9351	26	Bolt
40	114-8151	1	Plug-Drain
50	98-7524	1	Gasket
60	112-7003	1	Head-Filter, Oil
70	105-3776	1	O-Ring
80	98-7526	1	Bolt



Cylinder Head Assembly

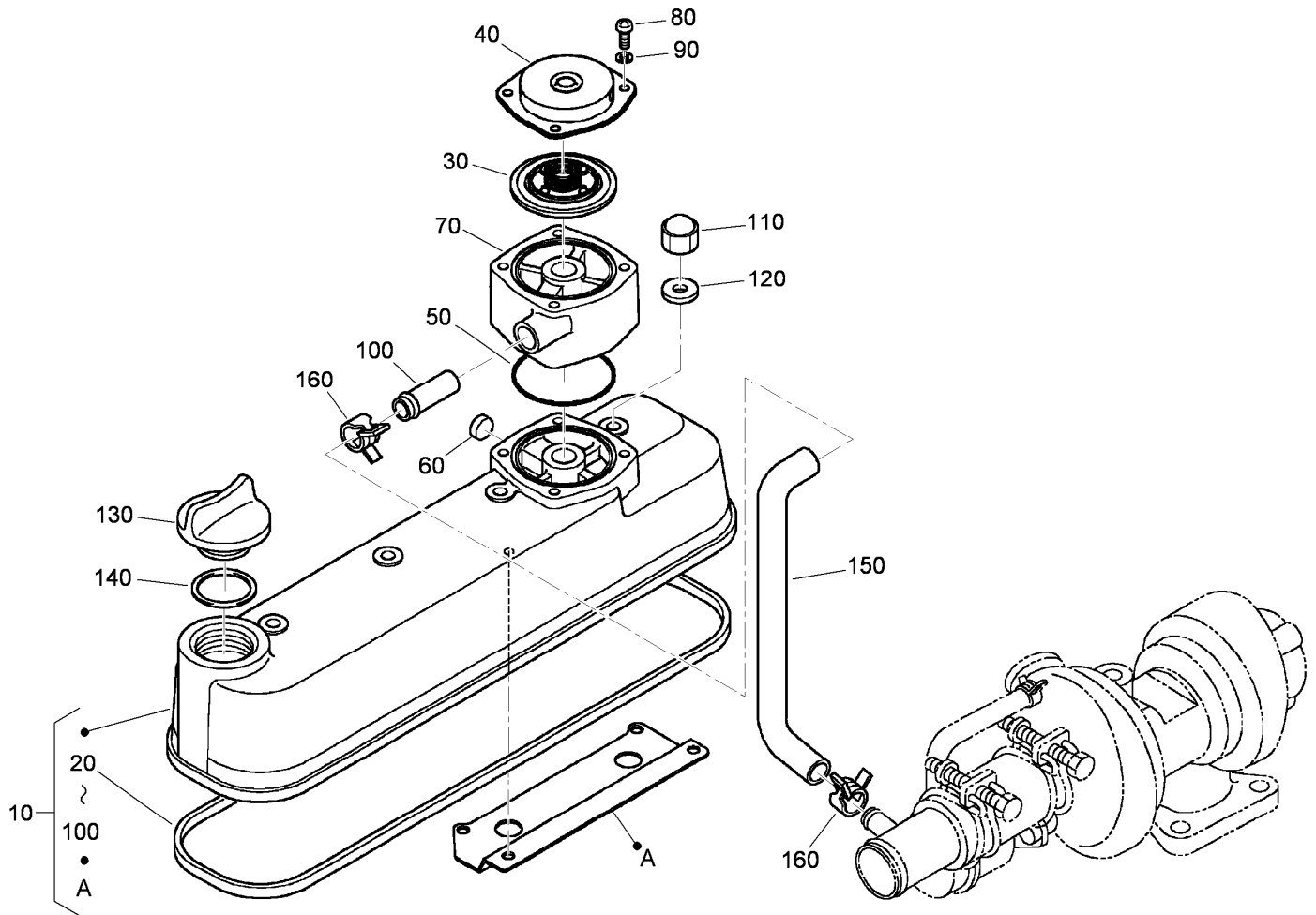
<i>Ref.</i>	<i>Part Number</i>	<i>Qty.</i>	<i>Description</i>
10	98-7531	2	Hook-Engine
30	100-9195	2	Bolt
40	108-2854	1	Cylinder Head ASM
50	105-3705	1	Cap-Sealing
60	98-7540	2	Plug
70	107-9066	4	Guide-Valve, Inlet
80	107-9067	4	Guide-Valve, Exhaust
90	98-9389	3	Cap-Sealing
110	98-9479	16	Bolt-Head, Cylinder
120	98-9647	2	Bolt-Head, Cylinder
130	108-2855	1	Gasket-Head, Cylinder



Gear Case Assembly

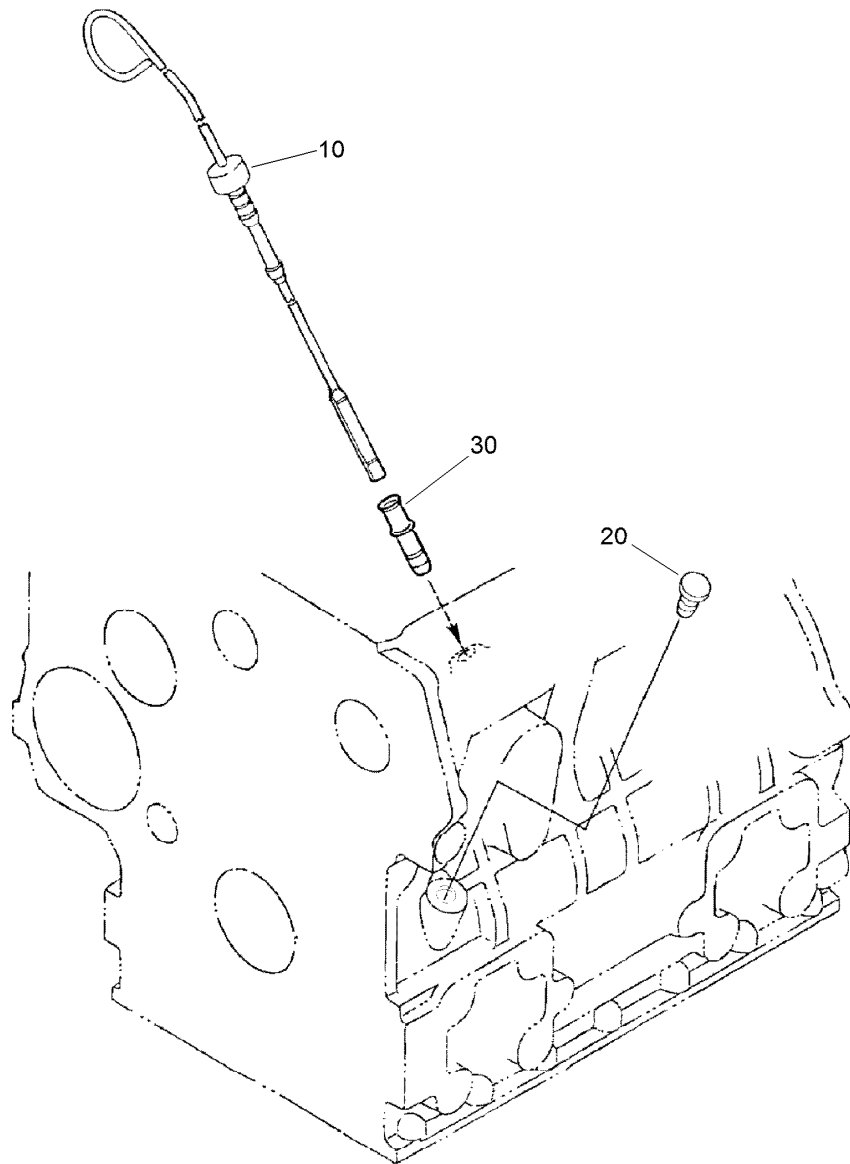
<i>Ref.</i>	<i>Part Number</i>	<i>Qty.</i>	<i>Description</i>
10	115-4111	1	Gear Case ASM
20	98-9598	5	Plug
30	98-7487	1	Plug
40	98-9540	1	Oil Pump Rotor ASM
50	107-9069	1	Cover-Pump, Oil
60	107-9071	1	Screw
70	107-9072	1	Pin-Straight
80	98-9544	1	Spring
90	98-9543	1	Seat-Valve
100	98-9380	1	Ball
110	98-9633	1	Gasket-Case, Gear
120	98-7496	3	Bolt
130	105-3797	4	Bolt

<i>Ref.</i>	<i>Part Number</i>	<i>Qty.</i>	<i>Description</i>
140	98-9356	2	Bolt
150	107-9074	1	Bolt
160	98-9586	1	Bolt
170	105-3709	1	Stud
180	98-7572	1	Nut
190	98-7699	1	Washer-Spring
200	98-9482	1	Seal-Oil
210	105-3710	2	Stud
220	98-9641	1	Cover-Case, Gear
230	98-9727	1	Collar
240	104-5159	1	Holder ASM
250	108-3841	1	Filter-Oil



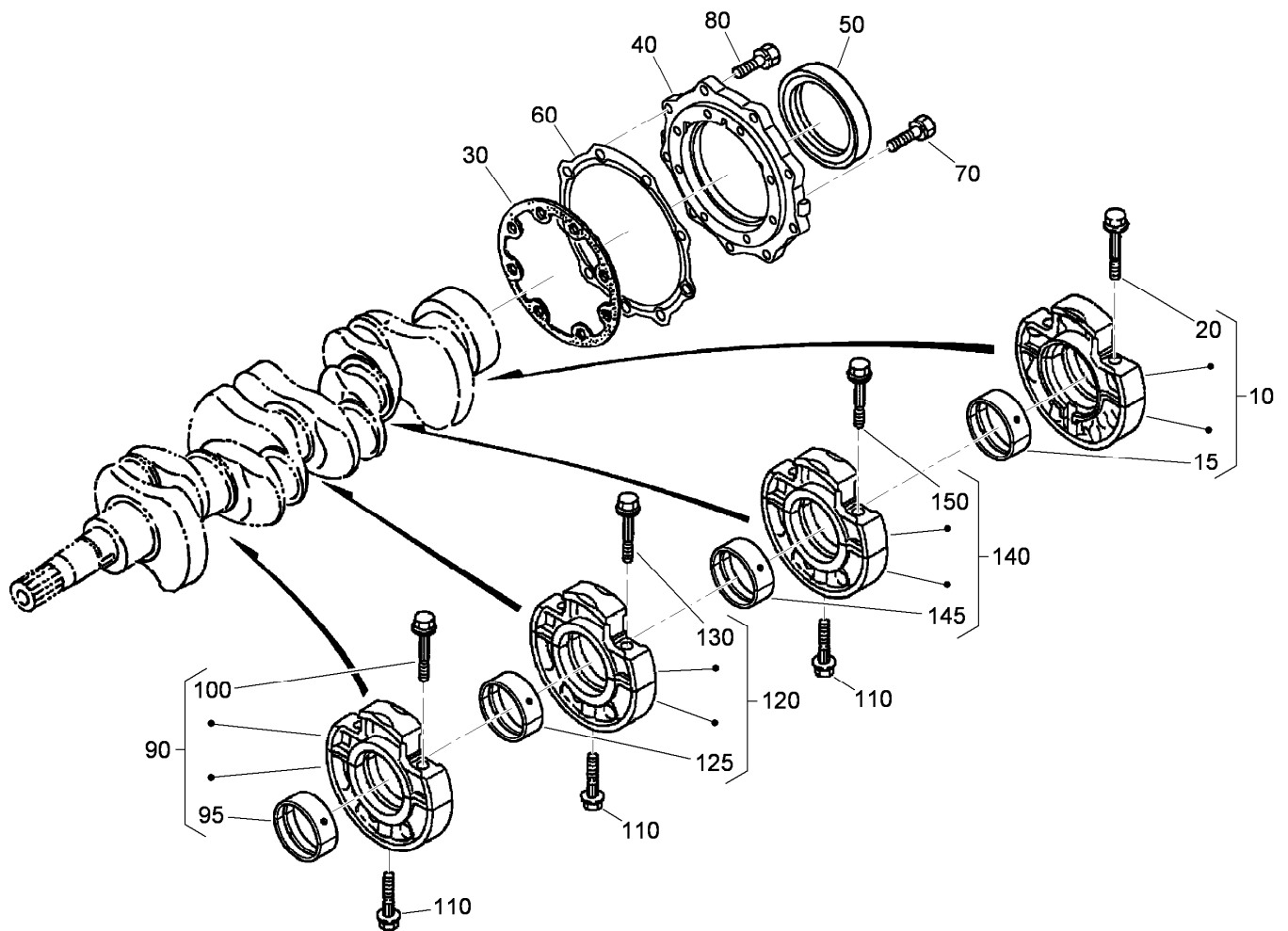
Cylinder Head Cover Assembly

<i>Ref.</i>	<i>Part Number</i>	<i>Qty.</i>	<i>Description</i>
10	115-3041	1	Cylinder Head Cover ASM
20	105-3712	1	Gasket-Cover, Head
30	110-3715	1	Valve-Breather
40	110-3714	1	Cover-Breather
50	110-3846	1	O Ring-Breather
60	115-3042	1	Cap-Sealing
70	115-3043	1	Spacer-Breather
80	115-3044	4	Screw-Pan Head
90	100-2204	4	Washer-Spring
100	98-7766	1	Pipe-Return, Water
110	98-9455	4	Nut-Cap
120	98-9454	4	Gasket
130	107-9075	1	Plug-Filler, Oil
140	99-3446	1	O-Ring
150	115-4119	1	Tube-Breather, Turbo
160	108-2859	2	Clamp-Hose



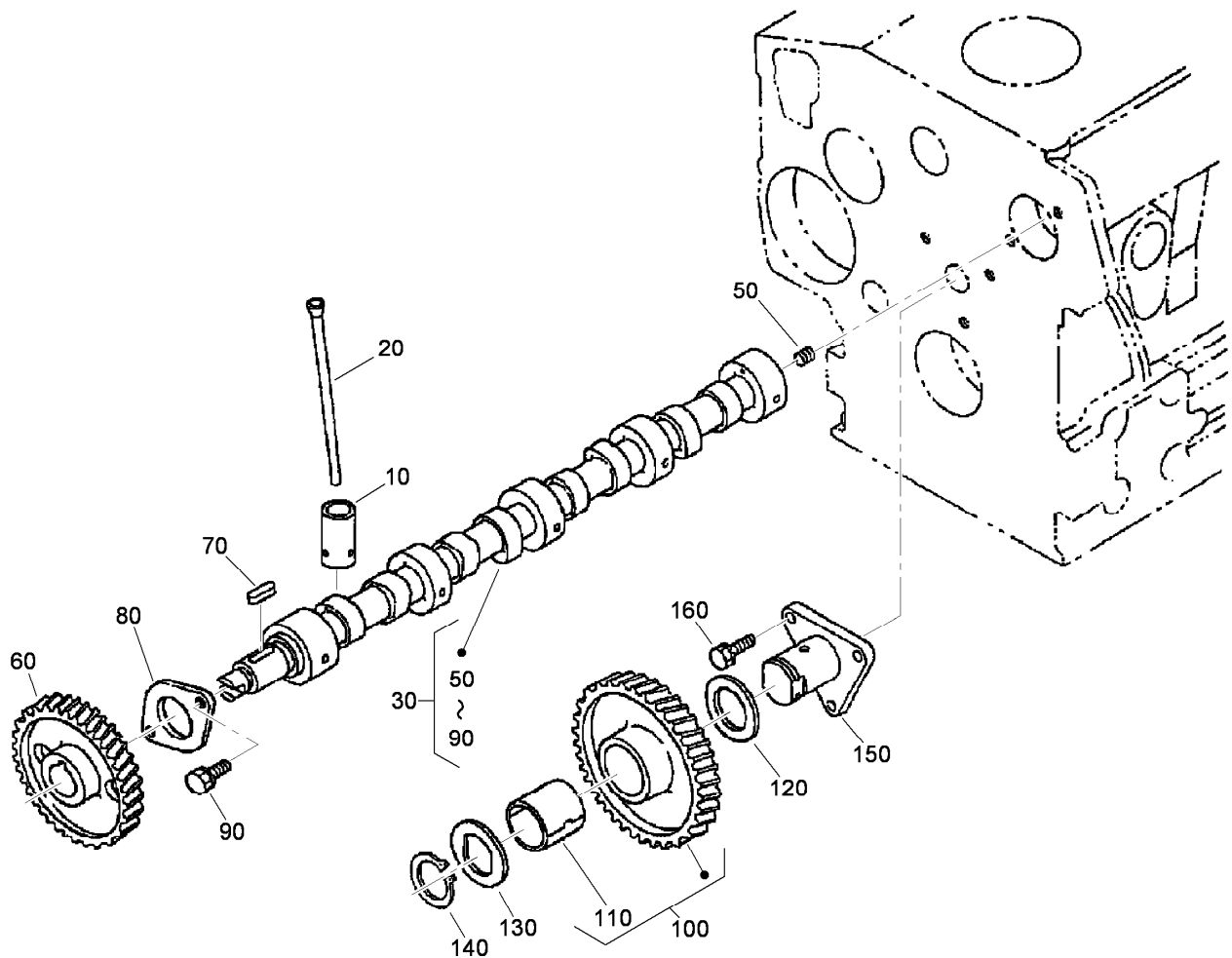
Dipstick and Guide Assembly

<i>Ref.</i>	<i>Part Number</i>	<i>Qty.</i>	<i>Description</i>
10	105-3714	1	Gauge-Oil
20	110-3720	1	Plug-Gauge, Oil
30	105-4580	1	Guide-Gauge, Oil



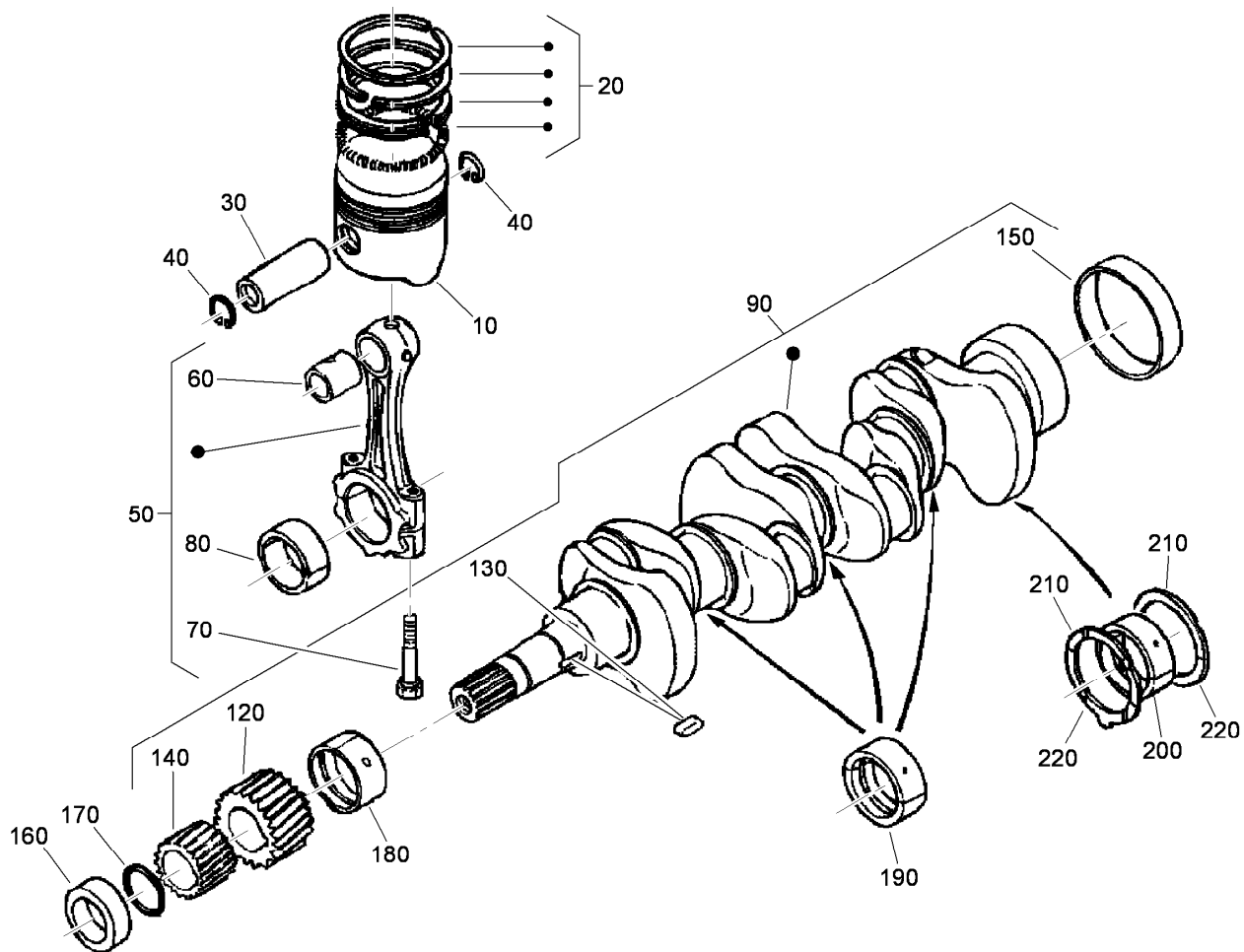
Main Bearing Case Assembly

<i>Ref.</i>	<i>Part Number</i>	<i>Qty.</i>	<i>Description</i>
10	112-7026	1	Wheel Bearing Case ASM
15	112-7045	1	Metal-Crankshaft
20	98-9484	2	Bolt-Case, Bearing
30	98-9634	1	Gasket-Case, Bearing
40	112-7046	1	Cover-Case, Bearing
50	112-0180	1	Seal-Oil
60	112-7037	1	Gasket-Cover, Case
70	98-9352	8	Bolt
80	98-7568	9	Bolt
90	112-7028	1	Bearing ASM
95	112-7011	1	Bearing-Main (STD)
100	98-9484	2	Bolt-Case, Bearing
110	98-9485	3	Bolt-Case, Bearing
120	112-7027	1	Bearing ASM
125	112-7011	1	Bearing-Main (STD)
130	98-9484	2	Bolt-Case, Bearing
140	115-4120	1	Bearing Case ASM
145	112-7011	1	Bearing-Main (STD)
150	98-9484	2	Bolt-Case, Bearing



Cam Shaft and Idle Gear Shaft Assembly

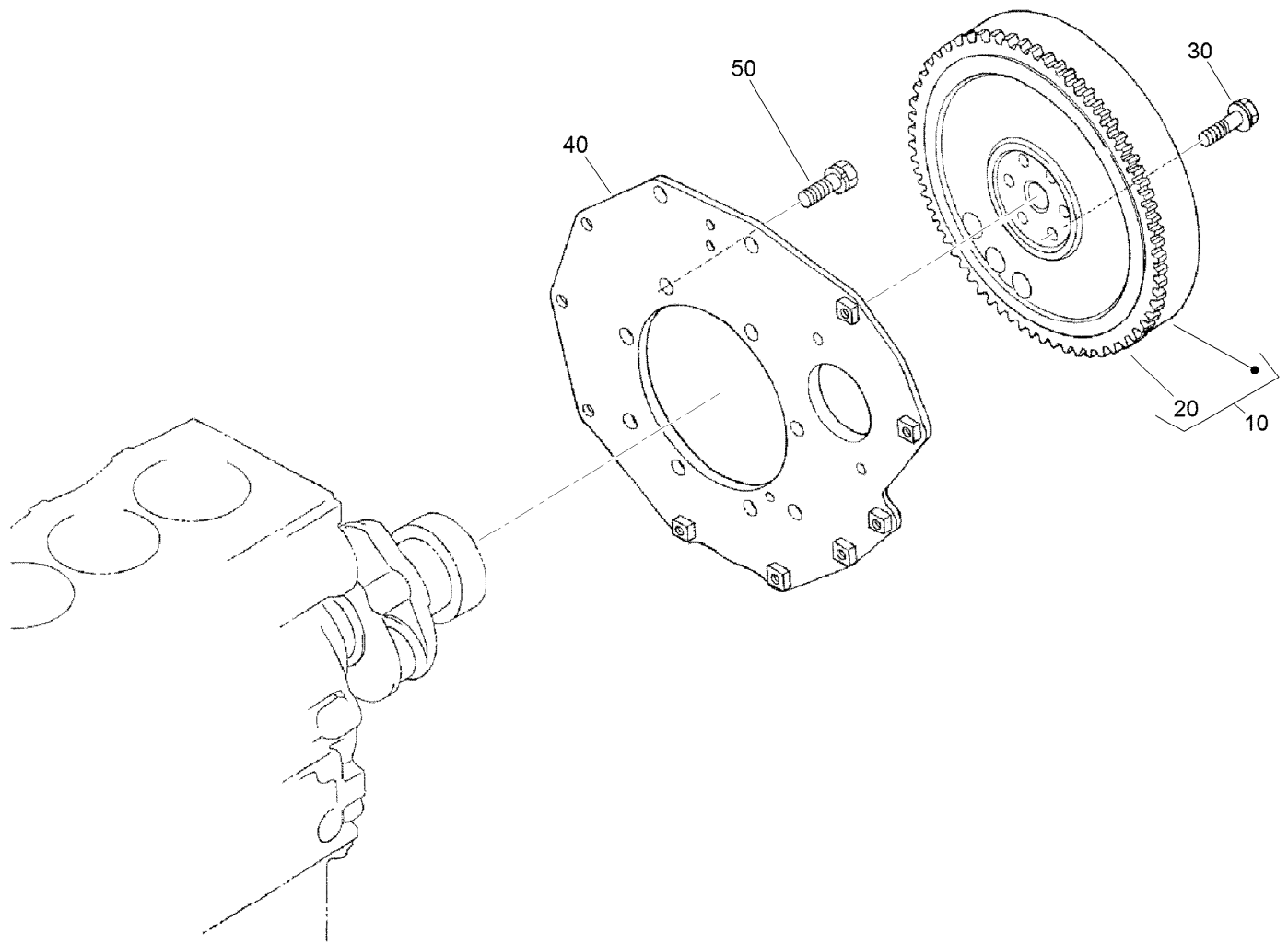
<i>Ref.</i>	<i>Part Number</i>	<i>Qty.</i>	<i>Description</i>
10	112-0185	8	Tappet
20	98-9509	8	Rod-Push
30	112-8402	1	Camshaft ASM
50	98-7449	1	Screw-Set
60	98-9512	1	Gear-Cam
70	98-9378	1	Key-Feather
80	98-9510	1	Stopper-Camshaft
90	98-7692	2	Bolt
100	98-9649	1	Idle Gear ASM
110	98-9650	1	Bushing-Gear, Idle
120	98-9535	1	Collar-Gear, Idle
130	98-9536	1	Collar-Gear, Idle
140	98-9534	1	Circlip-Gear, Idle
150	98-9533	1	Shaft-Gear, Idle
160	98-7692	3	Bolt



Piston and Crankshaft Assembly

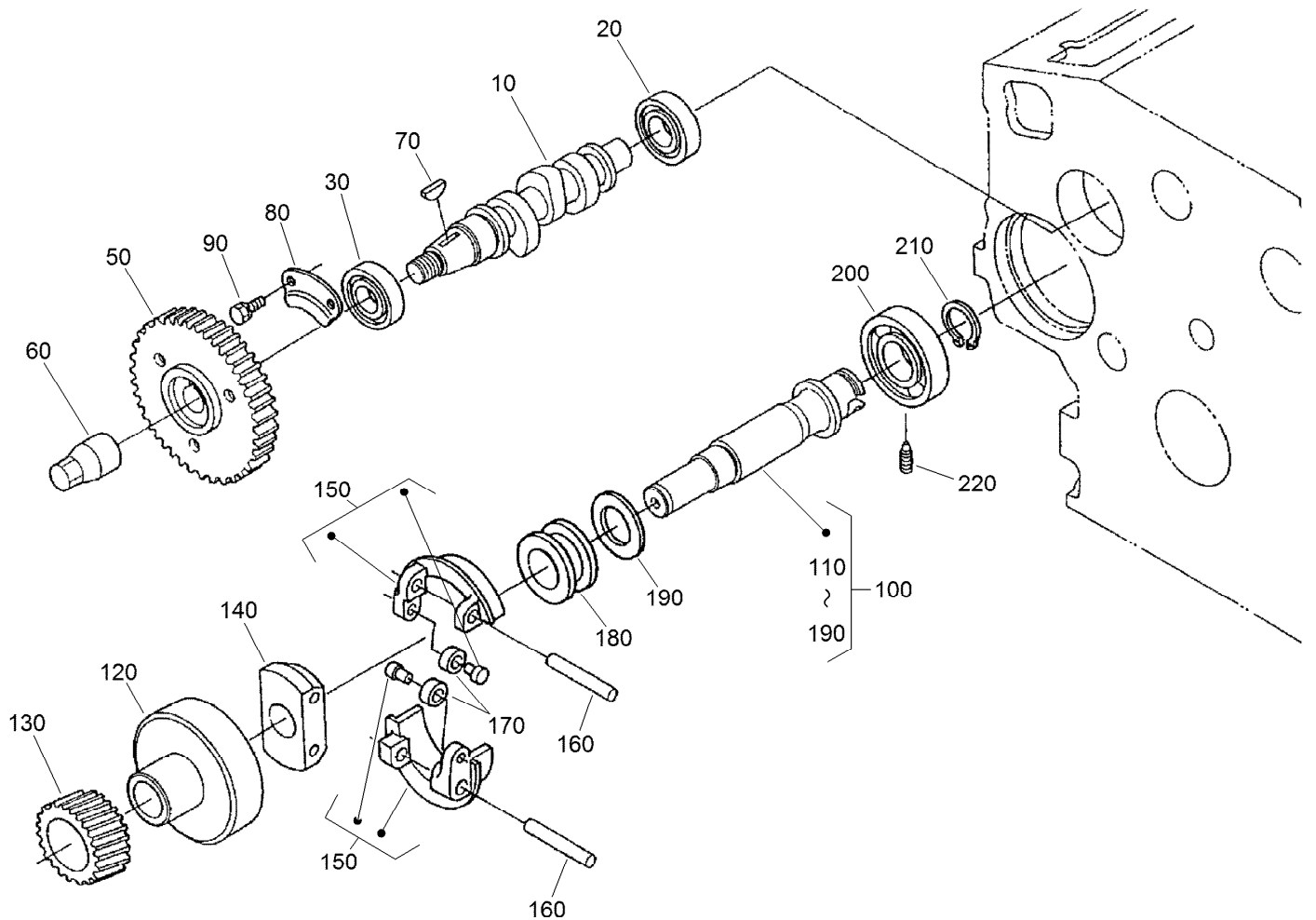
<i>Ref.</i>	<i>Part Number</i>	<i>Qty.</i>	<i>Description</i>
10	98-9550	4	Piston (STD)
10	108-1417	4	Piston (+0.5MM)
20	98-9551	4	Piston Ring ASM (STD)
20	108-1404	4	Piston Ring ASM (+0.5MM)
30	98-9513	4	Pin-Piston
40	98-9514	8	Circlip-Pin, Piston
50	98-9552	4	Connecting Rod ASM
60	115-3014	4	Bushing-Pin, Piston
70	98-9517	8	Bolt-Rod, Connecting
80	98-9553	4	Bearing-Rod (STD)
80	108-1405	4	Metal-Crankpin (-0.2MM)
80	108-1406	4	Metal-Crankpin (-0.4MM)
90	105-3718	1	Crankshaft ASM
120	98-9532	1	Gear-Crankshaft
130	98-9666	1	Key
140	98-9542	1	Gear-Drive, Oil Pump
150	98-9522	1	Sleeve-Crankshaft

<i>Ref.</i>	<i>Part Number</i>	<i>Qty.</i>	<i>Description</i>
160	98-9521	1	Collar-Crankshaft
170	105-3783	1	O-Ring
180	112-7005	1	Bearing-Main (STD)
180	112-7009	1	Metal-Crankpin (-0.2MM)
180	112-7010	1	Metal-Crankpin (-0.4MM)
190	112-7011	3	Bearing-Main (STD)
190	112-7012	3	Metal-Crankpin (-0.2MM)
190	112-7013	3	Metal-Crankpin (-0.4MM)
200	112-7006	1	Bearing-Main (STD)
200	112-7007	1	Metal-Crankshaft (.2MM)
200	112-7040	1	Metal-Crankshaft (-0.4Mm)
210	98-9413	2	Bearing-Thrust (STD)
210	98-9414	2	Bearing-Thrust (0.2MM)
210	98-9415	2	Bearing-Thrust (0.4MM)
220	98-9688	2	Bearing-Thrust (STD)
220	98-9689	2	Bearing-Thrust (0.2MM)
220	98-9690	2	Bearing-Thrust (0.4MM)



Flywheel Assembly

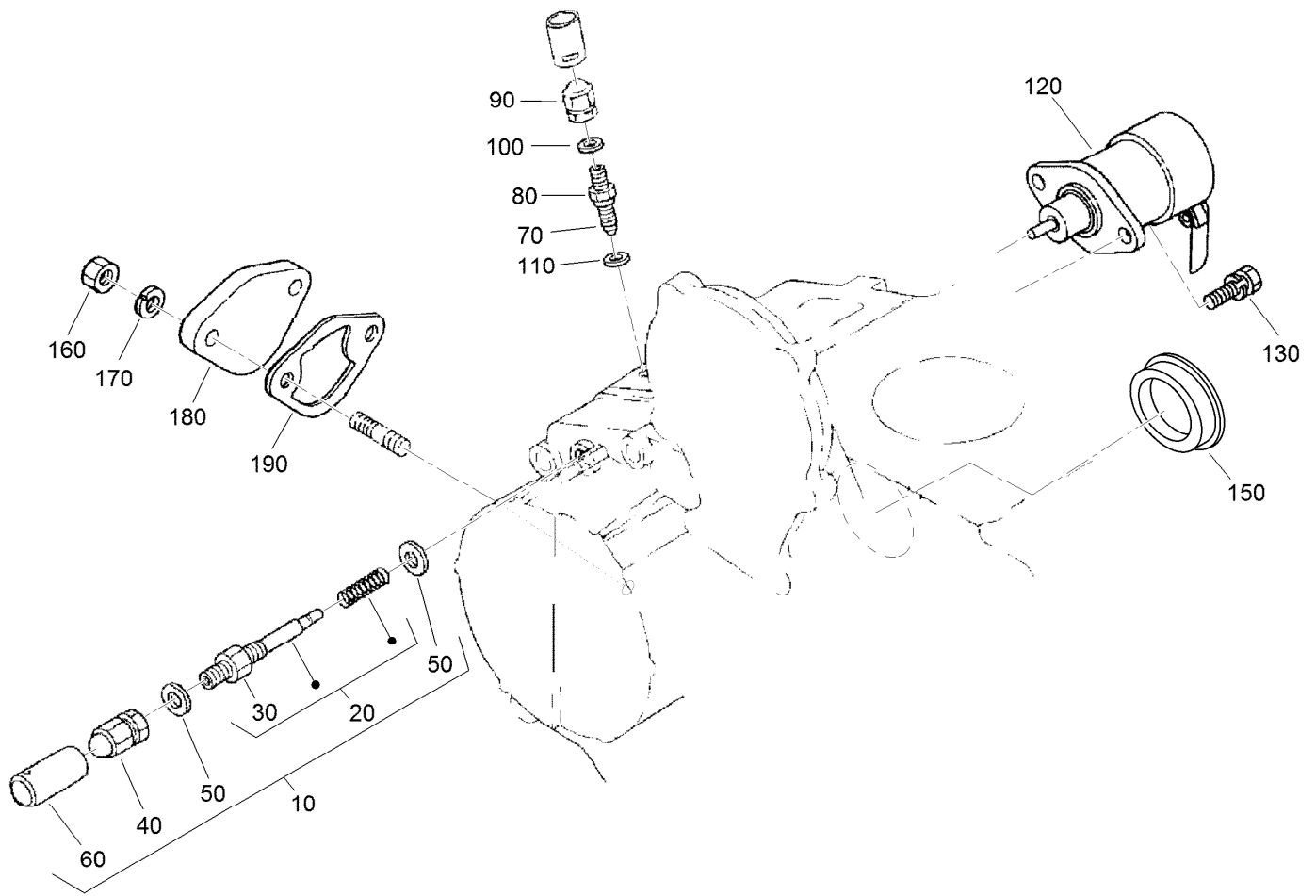
<i>Ref.</i>	<i>Part Number</i>	<i>Qty.</i>	<i>Description</i>
10	105-3721	1	Flywheel ASM
20	115-3015	1	Gear-Ring
30	98-9537	6	Bolt-Flywheel
40	98-9486	1	Plate-End, Rear
50	98-9392	8	Bolt



Fuel Camshaft and Governor Shaft Assembly

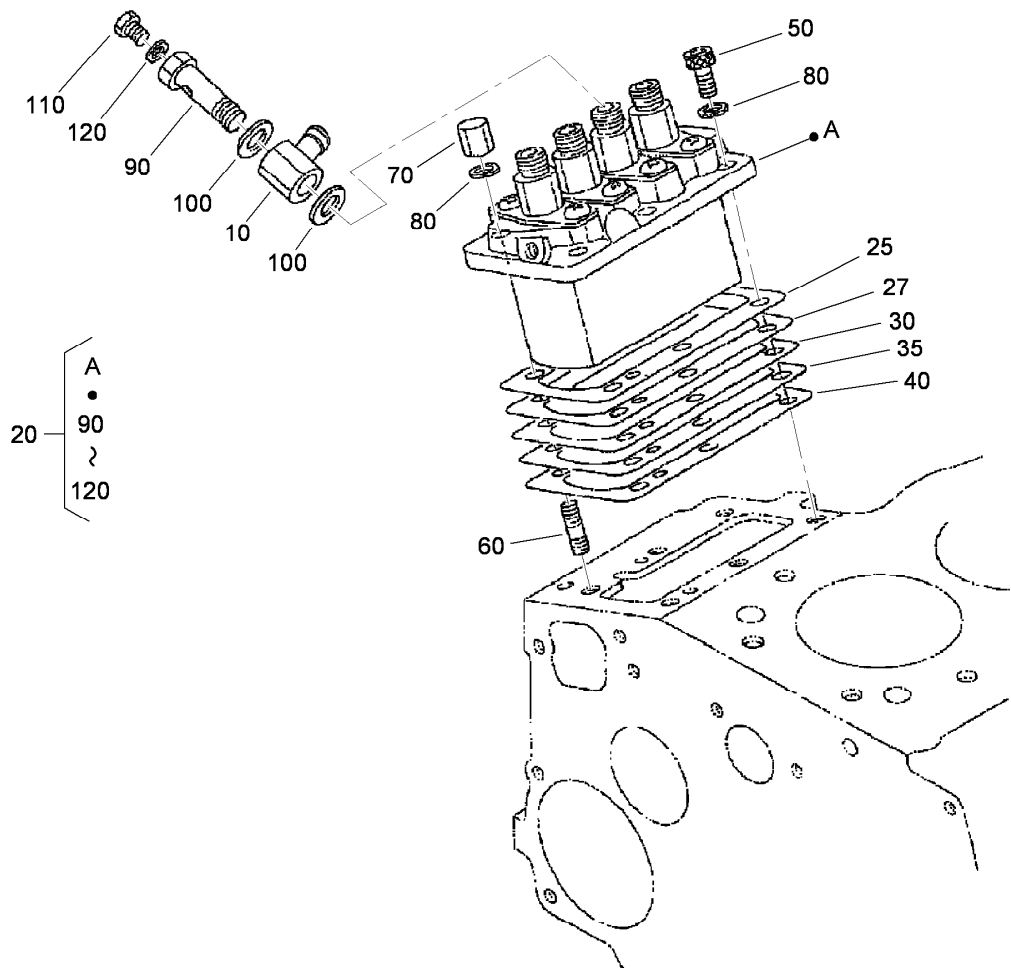
Ref.	Part Number	Qty.	Description
10	105-3723	1	Camshaft-Fuel
20	107-9077	1	Bearing-Ball
30	107-9078	1	Bearing-Ball
50	98-9669	1	Gear-Pump, Injection
60	98-9590	1	Nut-Cap
70	98-9595	1	Key-Woodruff
80	98-9511	1	Stopper-Fuel, Camshaft
90	98-7692	2	Bolt
100	105-3724	1	Governor Shaft ASM
110	105-3725	1	Shaft-Governor
120	98-9562	1	Holder-Gear, Governor

Ref.	Part Number	Qty.	Description
130	98-9673	1	Gear-Governor
140	98-9561	1	Holder-Weight, Governor
150	98-9559	2	Governor Weight ASM
160	98-9560	2	Shaft-Weight, Governor
170	98-9692	2	Roller
180	98-9563	1	Sleeve-Governor
190	98-9564	1	Washer-Thrust
200	107-9079	1	Bearing-Ball
210	98-9657	1	Circlip-Shaft, Governor
220	98-9565	1	Screw-Set



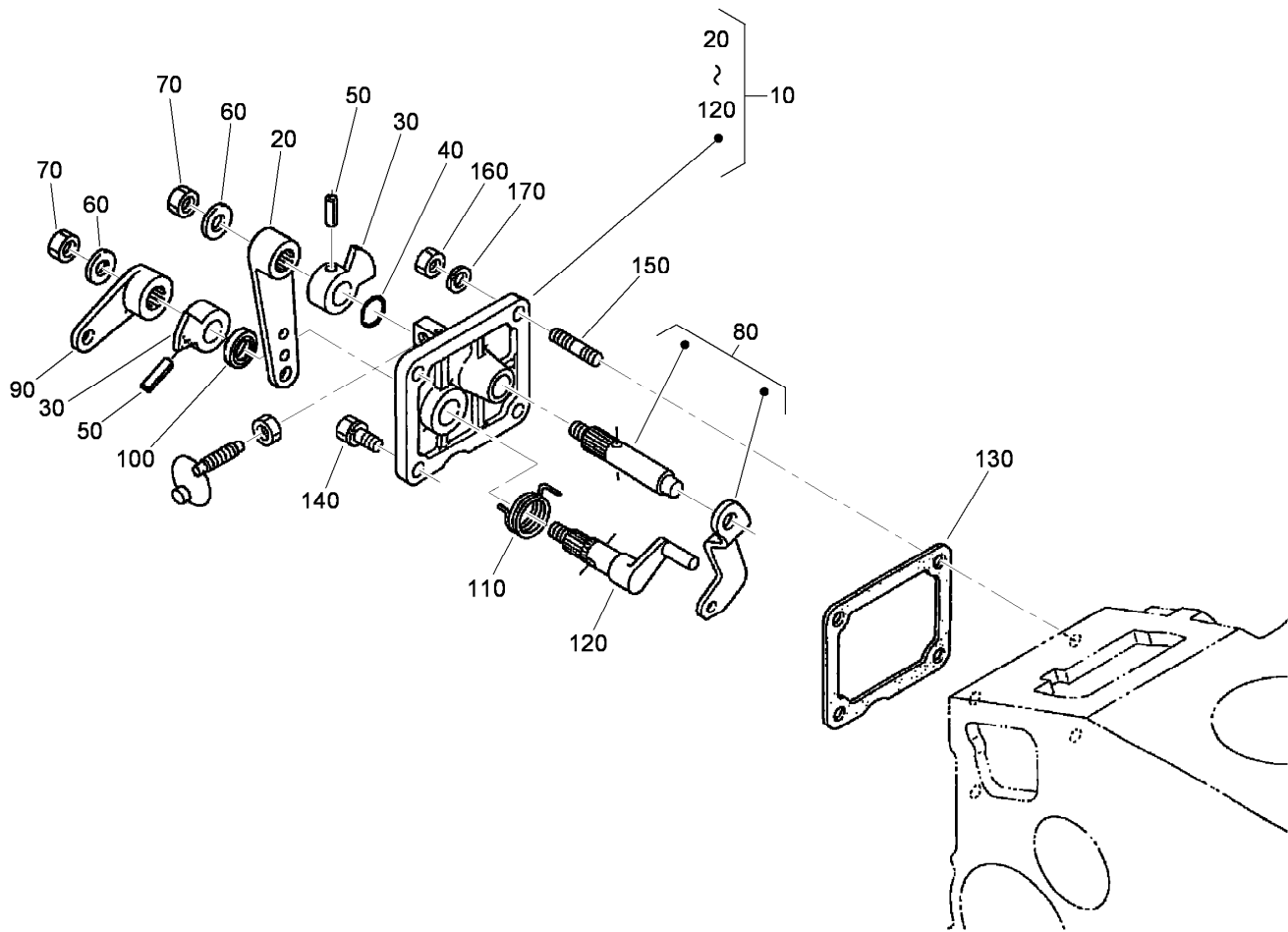
Idle Apparatus Assembly

<i>Ref.</i>	<i>Part Number</i>	<i>Qty.</i>	<i>Description</i>
10	98-9678	1	Idle Apparatus ASM
20	112-7014	1	Adjusting Bolt ASM
30	98-9439	1	Nut
40	112-0181	1	Nut
50	98-7654	2	Gasket
60	98-7656	1	Cap
70	112-7015	1	Bolt-Adjusting
80	100-2175	1	Nut-Lock
90	112-0181	1	Nut
100	98-7654	1	Gasket
110	107-9081	1	Gasket
120	104-5155	1	Solenoid-Stop
130	115-3039	2	Bolt-HSH
150	112-7016	1	Cover-Pump
160	98-7572	2	Nut
170	98-7699	2	Washer-Spring
180	99-3514	1	Cover
190	98-9636	1	Gasket-Pump, Fuel



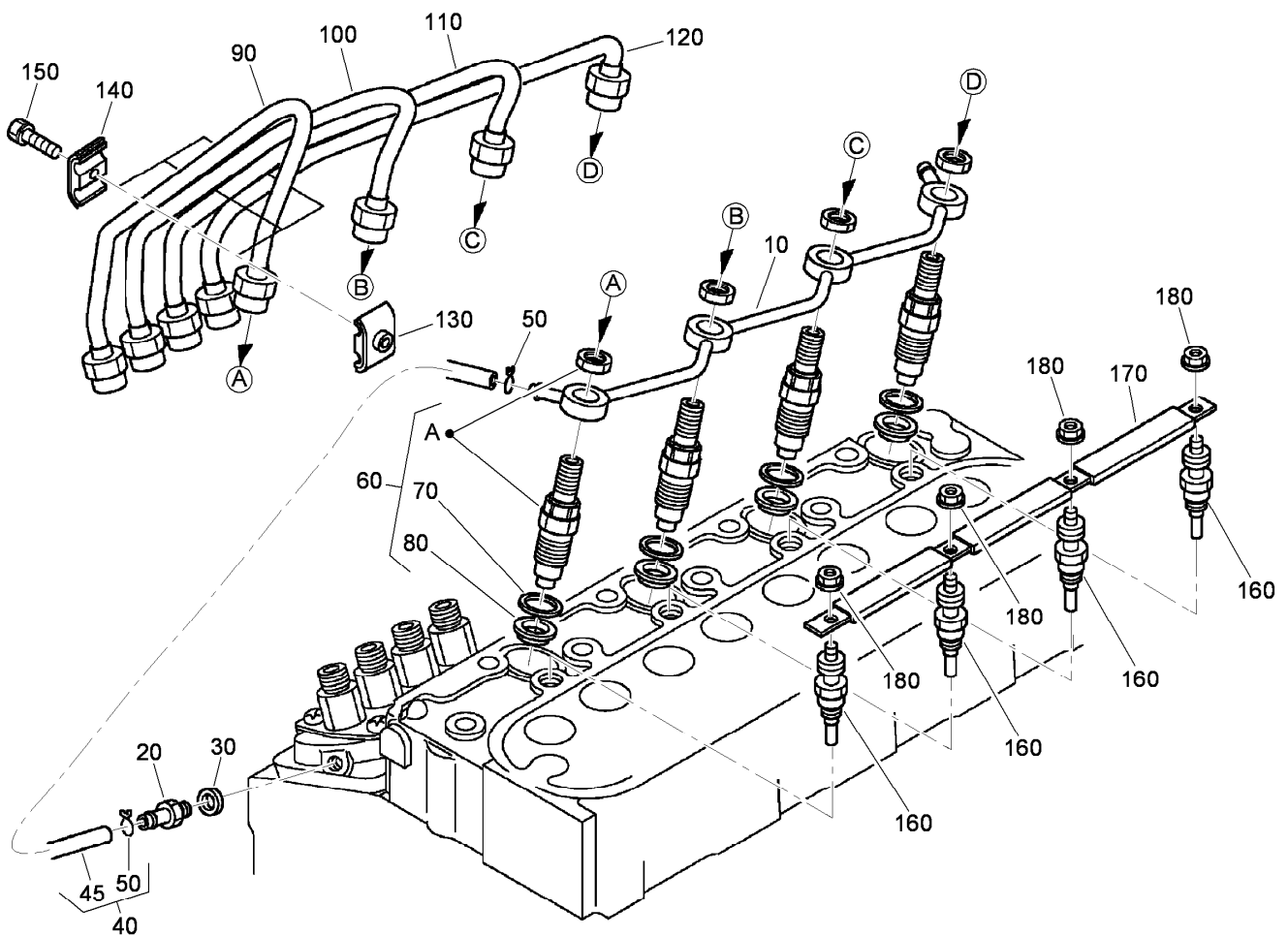
Injection Pump Assembly

<i>Ref.</i>	<i>Part Number</i>	<i>Qty.</i>	<i>Description</i>
10	98-9596	1	Joint-Eye
20	105-3727	1	Injection Pump ASM
25	115-3016	1	Shim-Pump, Injection (.350MM)
27	115-3017	1	Shim-Pump, Injection (.175MM)
30	105-3728	1	Shim-Pump, Injection (.20MM)
35	105-3729	1	Shim-Pump, Injection (.25MM)
40	105-3730	1	Shim-Pump, Injection (.30MM)
50	98-9361	3	Bolt-HSH
60	98-9438	3	Stud
70	98-9440	3	Nut-Cap
80	98-7699	6	Washer-Spring
90	98-9464	1	Bolt-Joint
100	98-9445	2	Gasket
110	98-9430	1	Screw
120	98-9446	1	Gasket



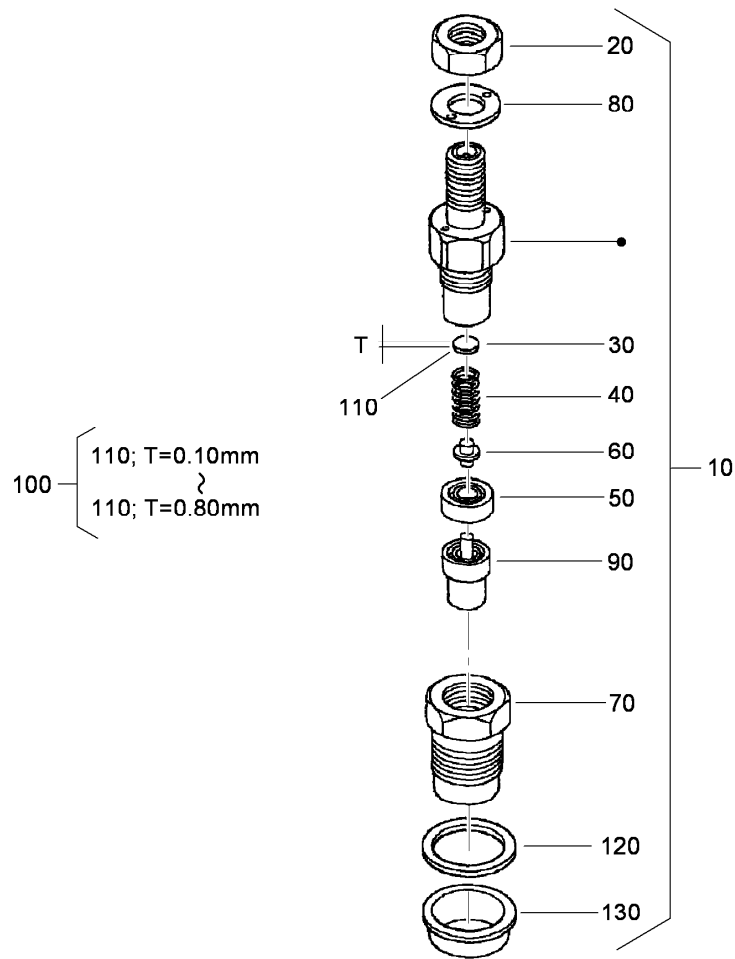
Speed Control Plate Assembly

<i>Ref.</i>	<i>Part Number</i>	<i>Qty.</i>	<i>Description</i>
10	105-3735	1	Control Plate ASM
20	98-9662	1	Lever-Control, Speed
30	98-9572	2	Lever-Control, Speed
40	105-3788	1	O-Ring
50	98-7602	2	Pin-Spring
60	98-9594	2	Washer-Plain
70	98-9589	2	Nut
80	98-9658	1	Governor Lever ASM
90	98-9663	1	Lever-Stop, Engine
100	98-7601	1	Seal-Oil
110	98-9472	1	Spring-Return
120	98-9664	1	Shaft-Lever, Stop
130	98-9637	1	Gasket
140	98-7692	2	Bolt
150	105-3710	2	Stud
160	98-7572	2	Nut
170	98-7699	2	Washer-Spring



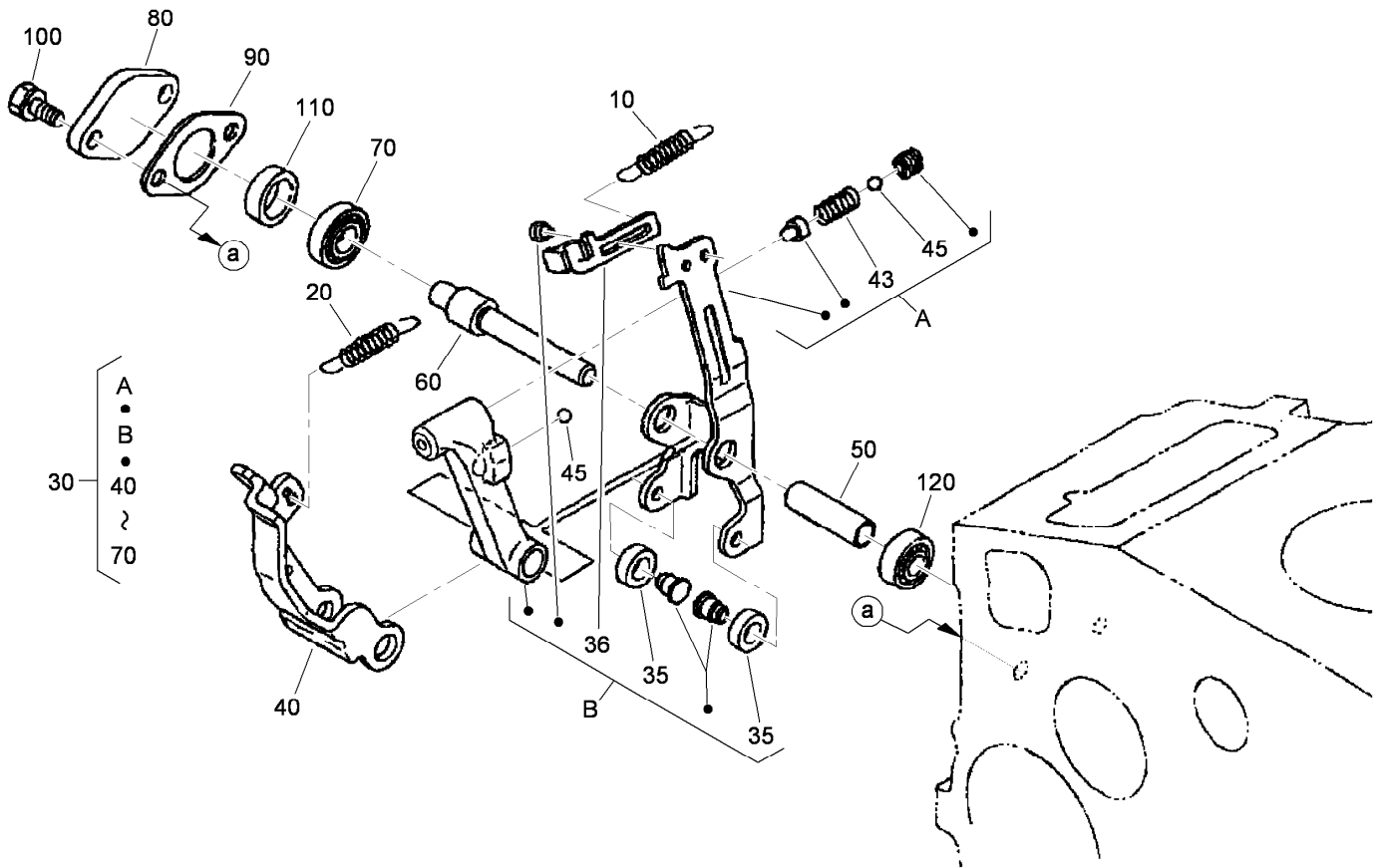
Nozzle Holder and Glow Plug Assembly

Ref.	Part Number	Qty.	Description
10	105-3737	1	Over Flow Pipe ASM
20	98-9431	1	Screw-Bleeder, Air
30	98-7654	1	Gasket
40	98-9420	1	Overflow Pipe ASM
45	112-0182	1	Pipe-Overflow
50	98-7671	2	Clip-Pipe
60	108-2866	4	Nozzle Holder Kit
70	98-7676	4	Gasket
80	98-7677	4	Seal-Heat
90	98-9622	1	Pipe-Injection
100	98-9654	1	Pipe-Injection
110	98-9655	1	Pipe-Injection
120	105-3738	1	Pipe-Injection
130	98-7682	3	Clamp-Pipe
140	98-7683	3	Clamp-Pipe
150	98-7684	3	Screw (W/Washer)
160	98-9623	4	Plug-Glow
170	105-3739	1	Cord-Plug, Glow
180	99-8377	4	Nut-Flange



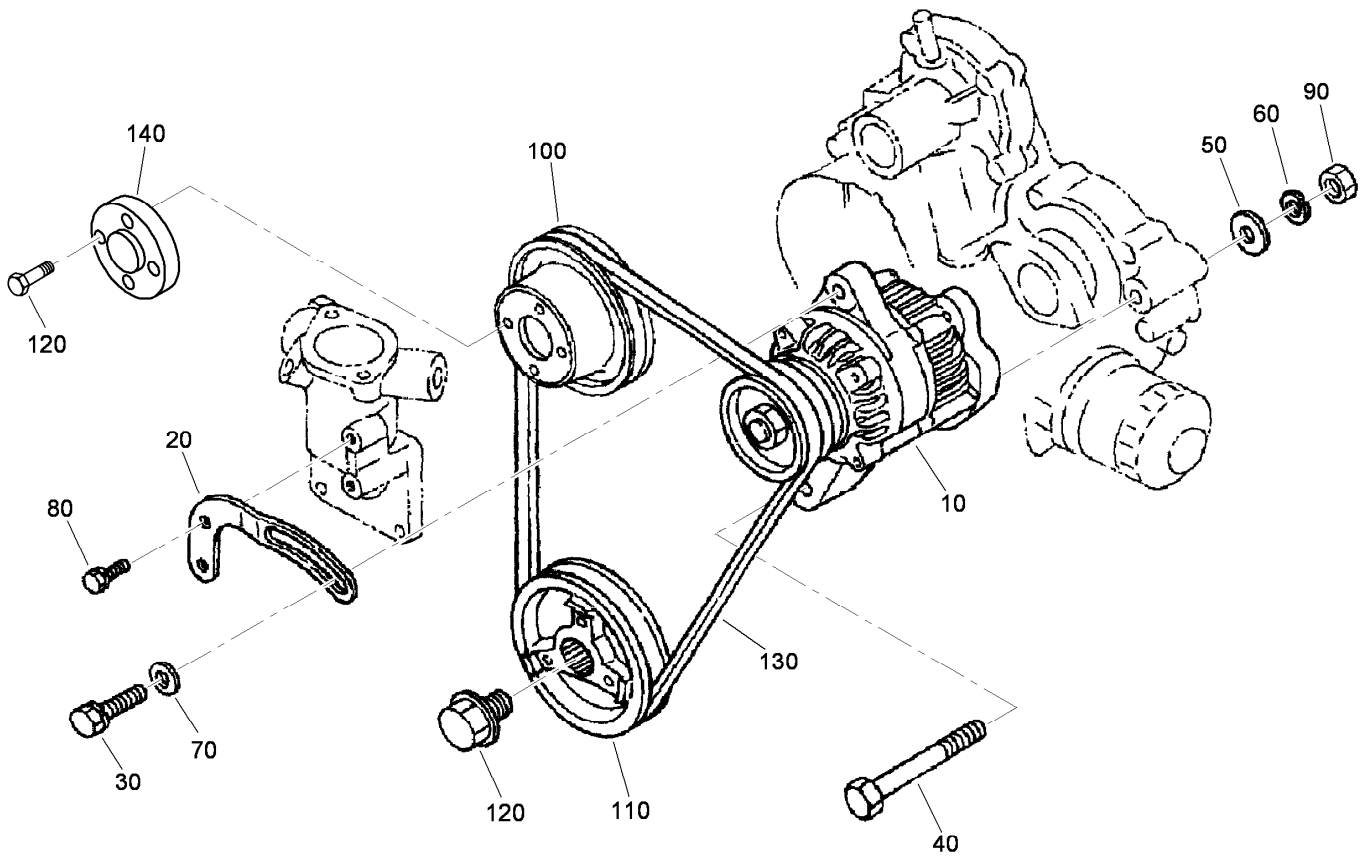
Nozzle Holder Component Assembly

Ref.	Part Number	Qty.	Description
10	108-2866	4	Nozzle Holder Kit
20	99-8301	4	Nut
30	99-8302	4	Washer-Adjusting
40	99-8303	4	Spring-Nozzle
50	99-8304	4	Spacer-Distance
60	99-8305	4	Rod-Push
70	99-8306	4	Nut-Nozzle
80	99-8307	4	Washer-Plain
90	107-7826	4	Piece-Nozzle
100	99-8309	4	Adjusting Washer ASM
110	99-8310	4	Washer-Adjust (0.10MM)
110	99-8311	4	Washer-Adjust (0.20MM)
110	99-8312	4	Washer-Adjust (0.30MM)
110	99-8313	4	Washer-Adjust (0.40MM)
110	99-8314	4	Washer-Adjust (0.50MM)
110	99-8315	4	Washer-Adjust (0.52MM)
110	99-8316	4	Washer-Adjust (0.54MM)
110	99-8317	4	Washer-Adjust (0.56MM)
110	99-8318	4	Washer-Adjust (0.58MM)
110	99-8319	4	Washer-Adjust (0.80MM)
120	98-7676	4	Gasket
130	98-7677	4	Seal-Heat



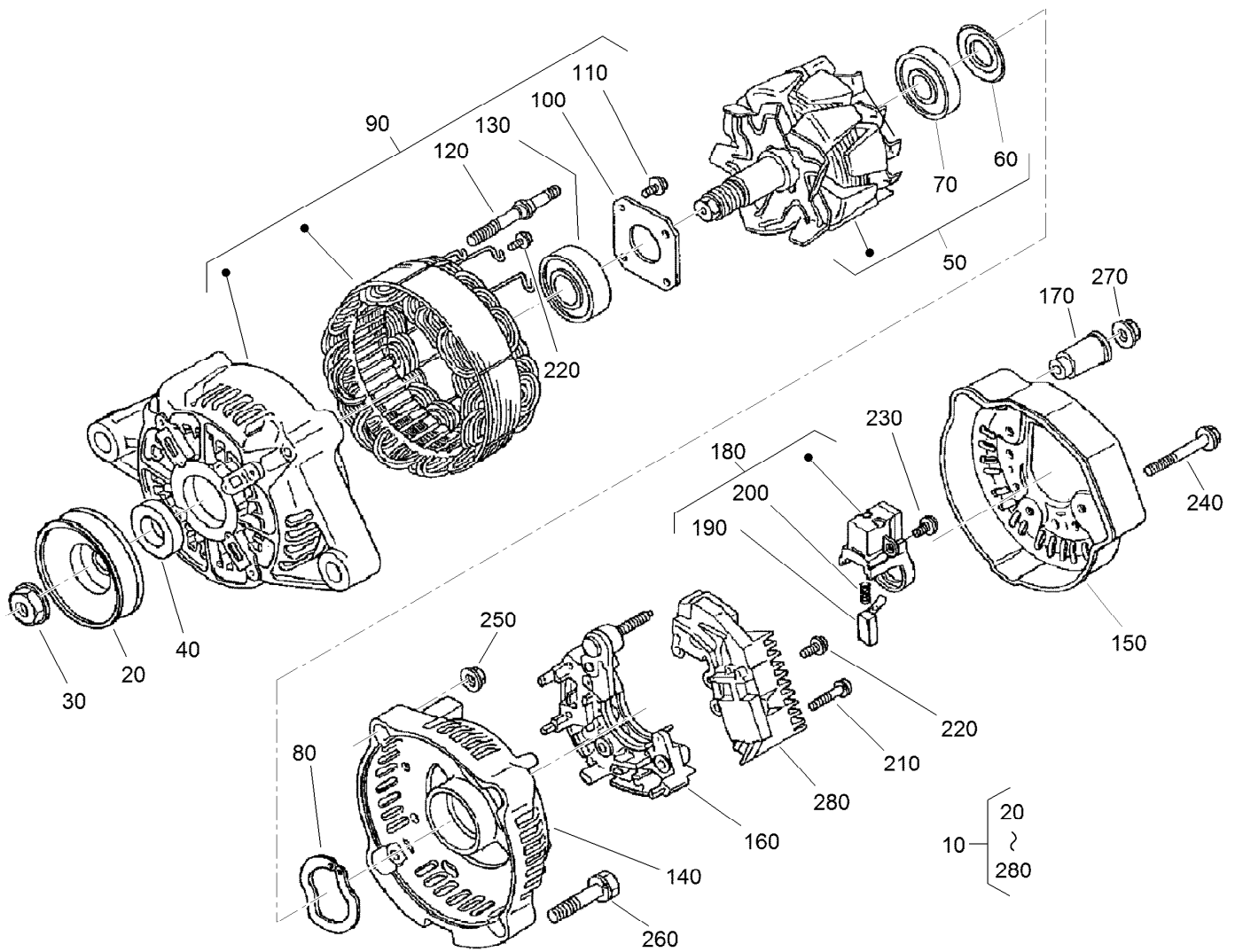
Governor Assembly

Ref.	Part Number	Qty.	Description
10	105-3741	1	Spring-Start
20	98-9681	1	Spring-Governor
30	108-4427	1	Fork Lever ASM
35	98-9692	2	Roller
36	107-9083	1	Lever-Thrust
40	107-9084	1	Lever-Fork
43	108-2867	1	Spring
45	98-7580	2	Ball
50	107-9085	1	Shaft-Lever, Fork
60	107-9086	1	Shaft-Lever, Fork
70	98-9570	1	Bearing-Miniaturize
80	115-4122	1	Cover-Shaft, Fork Lever
90	98-9682	1	Gasket
100	98-9350	2	Bolt
110	98-9567	1	Collar
120	98-9571	1	Bearing-Miniaturize



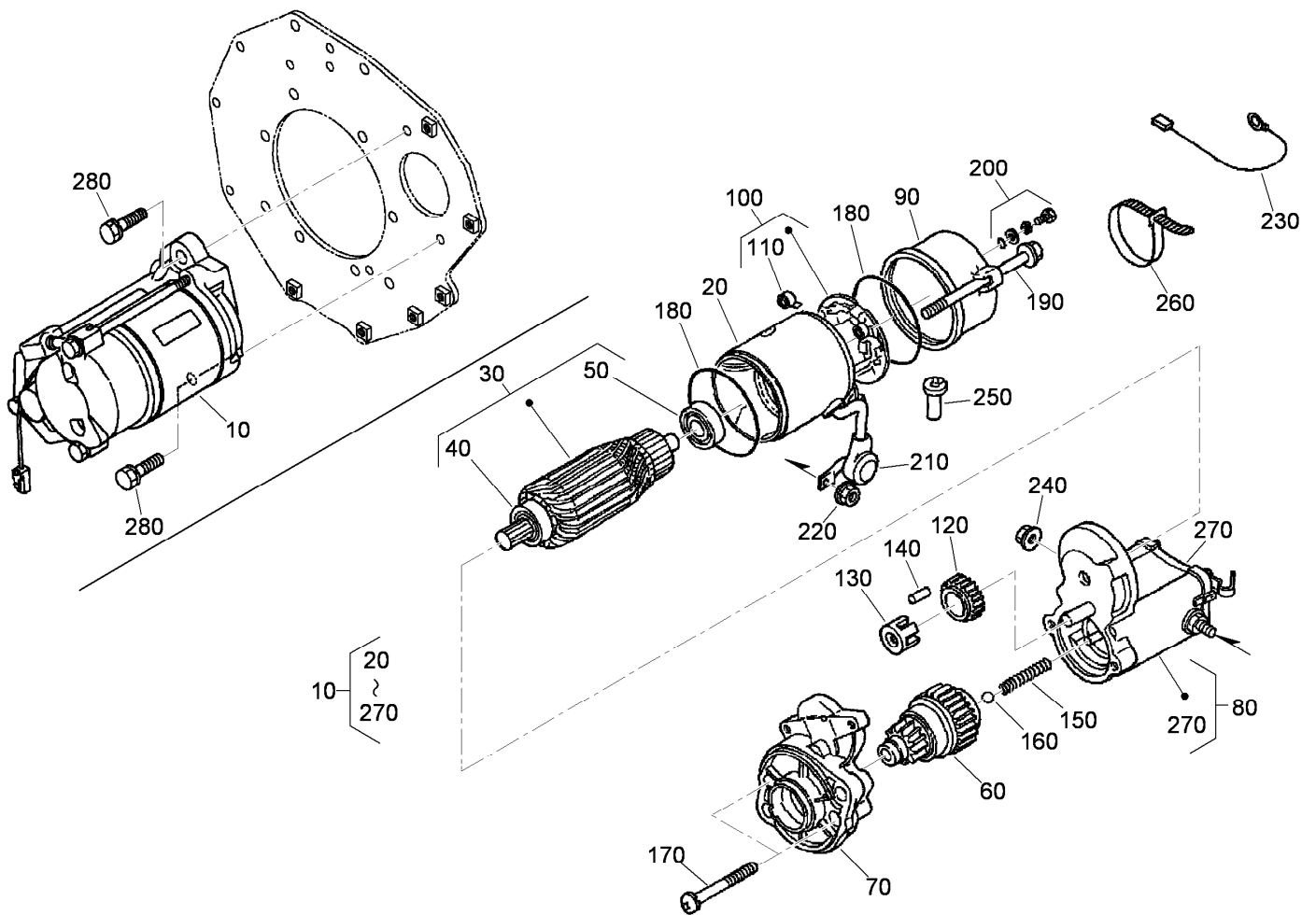
Alternator and Pulley Assembly

<i>Ref.</i>	<i>Part Number</i>	<i>Qty.</i>	<i>Description</i>
10	98-9474	1	Alternator ASM
20	112-7047	1	Stay-Dynamo
30	108-7088	1	Bolt
40	98-9360	1	Bolt
50	98-7696	1	Washer-Plain
60	98-7738	1	Washer-Spring
70	100-9233	1	Washer-Plain
80	98-7692	1	Bolt
90	98-7737	1	Nut
100	110-0972	1	Pulley
110	105-3745	1	Pulley-Drive, Fan
120	98-9585	1	Bolt
130	98-9676	1	V-Belt
140	108-2872	1	Collar-Fan



Alternator Components

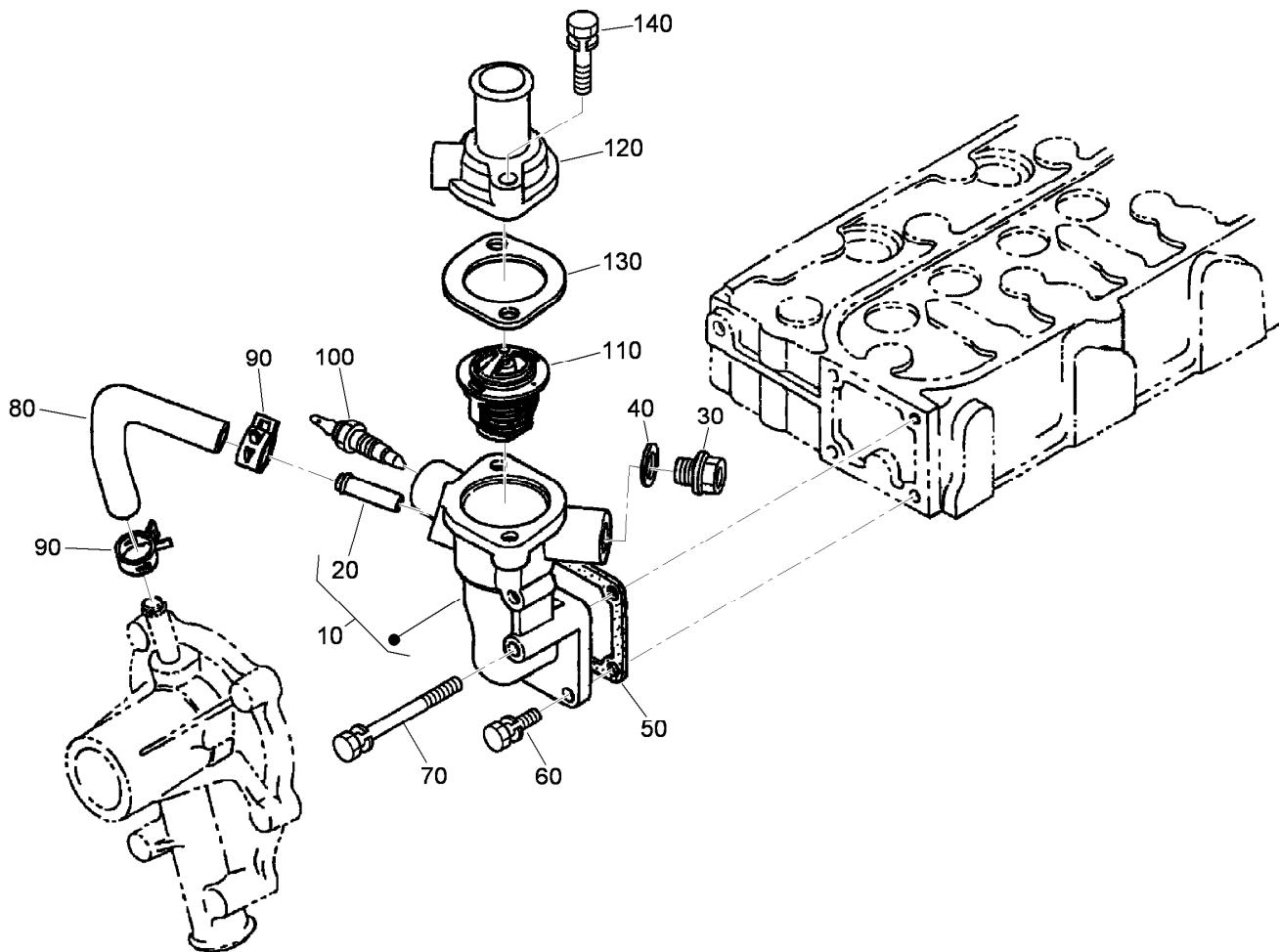
<i>Ref.</i>	<i>Part Number</i>	<i>Qty.</i>	<i>Description</i>	<i>Ref.</i>	<i>Part Number</i>	<i>Qty.</i>	<i>Description</i>
10	98-9474	1	Alternator ASM	150	107-0140	1	Cover-End
20	98-9453	1	Pulley-Dynamo	160	98-7721	1	Rectifier ASM
30	98-7708	1	Nut	170	98-7722	1	Bushing-Insulation
40	98-7709	1	Collar	180	107-0141	1	Brush Holder ASM
50	107-0136	1	Rotor ASM	190	98-7724	2	Brush
60	98-7711	1	Cover-Bearing	200	98-7725	2	Spring-Brush
70	107-0138	1	Bearing-Ball	210	98-7726	2	Screw-Head, Round
80	98-7713	1	Washer-Thrust	220	98-7727	6	Screw-Head, Round
90	107-0139	1	Drive End Frame ASM	230	98-7728	1	Screw-Head, Round
100	98-7715	1	Plate-Retainer	240	98-7729	3	Bolt
110	98-7716	4	Screw-Head, Round	250	98-7730	2	Nut
120	98-7717	2	Bolt-Through	260	98-7731	2	Bolt
130	107-0137	1	Bearing-Ball	270	98-7732	1	Nut
140	107-9087	1	Frame-End	280	110-3799	1	Regulator ASM



Starter Assembly

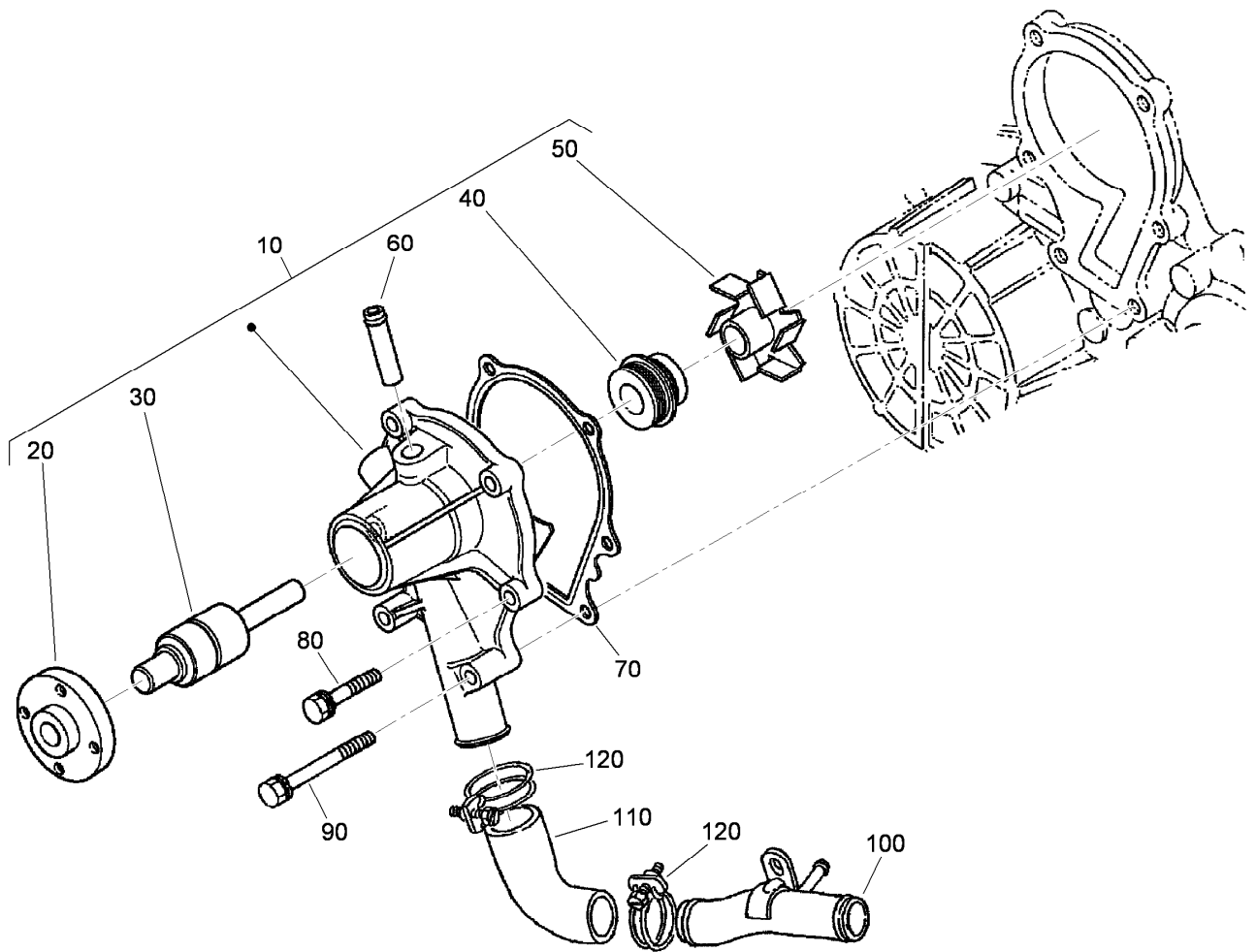
Ref.	Part Number	Qty.	Description
10	98-9705	1	Starter ASM
20	104-8608	1	Yoke ASM
30	98-7742	1	Armature ASM
40	98-7744	1	Bearing
50	98-7743	1	Bearing
60	99-8373	1	Clutch-Running, Over
70	99-8374	1	Frame-End, Drive
80	105-3746	1	Magnetic Switch ASM
90	98-7748	1	Frame-End
100	98-7749	1	Brush Holder ASM
110	98-7750	4	Spring-Brush
120	98-7751	1	Gear
130	98-7752	1	Retainer
140	98-7753	5	Roller

Ref.	Part Number	Qty.	Description
150	98-7754	1	Spring
160	98-7755	1	Ball
170	98-7756	2	Bolt
180	98-7757	2	O-Ring
190	100-9240	2	Bolt
200	98-7758	2	Bolt ASM
210	99-8375	1	Cover
220	99-8371	1	Nut-Hex
230	98-9711	1	Cord-Solenoid, Stop
240	99-8376	1	Nut-Hex
250	98-7759	1	Pipe-Drain
260	98-9712	1	Band-Cover
270	105-2886	1	Cover ASM
280	98-7697	2	Bolt



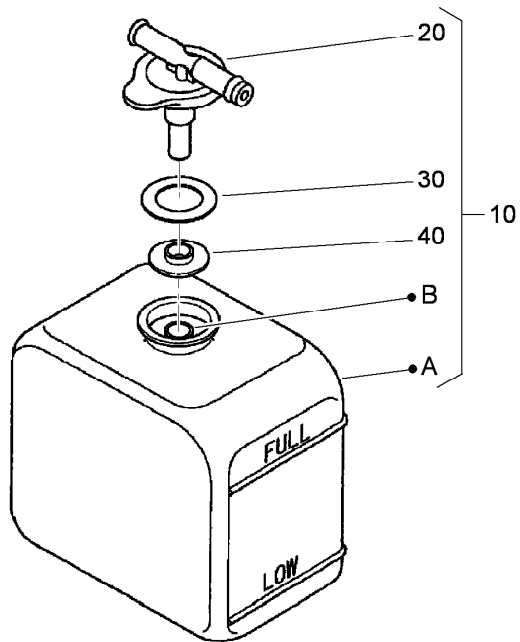
Water Flange and Thermostat Assembly

<i>Ref.</i>	<i>Part Number</i>	<i>Qty.</i>	<i>Description</i>
10	98-9713	1	Water Flange ASM
20	98-9580	1	Pipe-Return, Water
30	105-3747	1	Plug
40	99-3583	1	Gasket
50	98-9638	1	Gasket-Flange, Water
60	98-7692	3	Bolt
70	98-9356	1	Bolt
80	98-9578	1	Pipe-Return, Water
90	98-9579	2	Band-Pipe
100	112-0183	1	Switch-Thermometer
110	98-7778	1	Thermostat ASM
120	98-9471	1	Cover-Thermostat
130	105-3748	1	Gasket-Thermostat
140	98-7777	2	Bolt



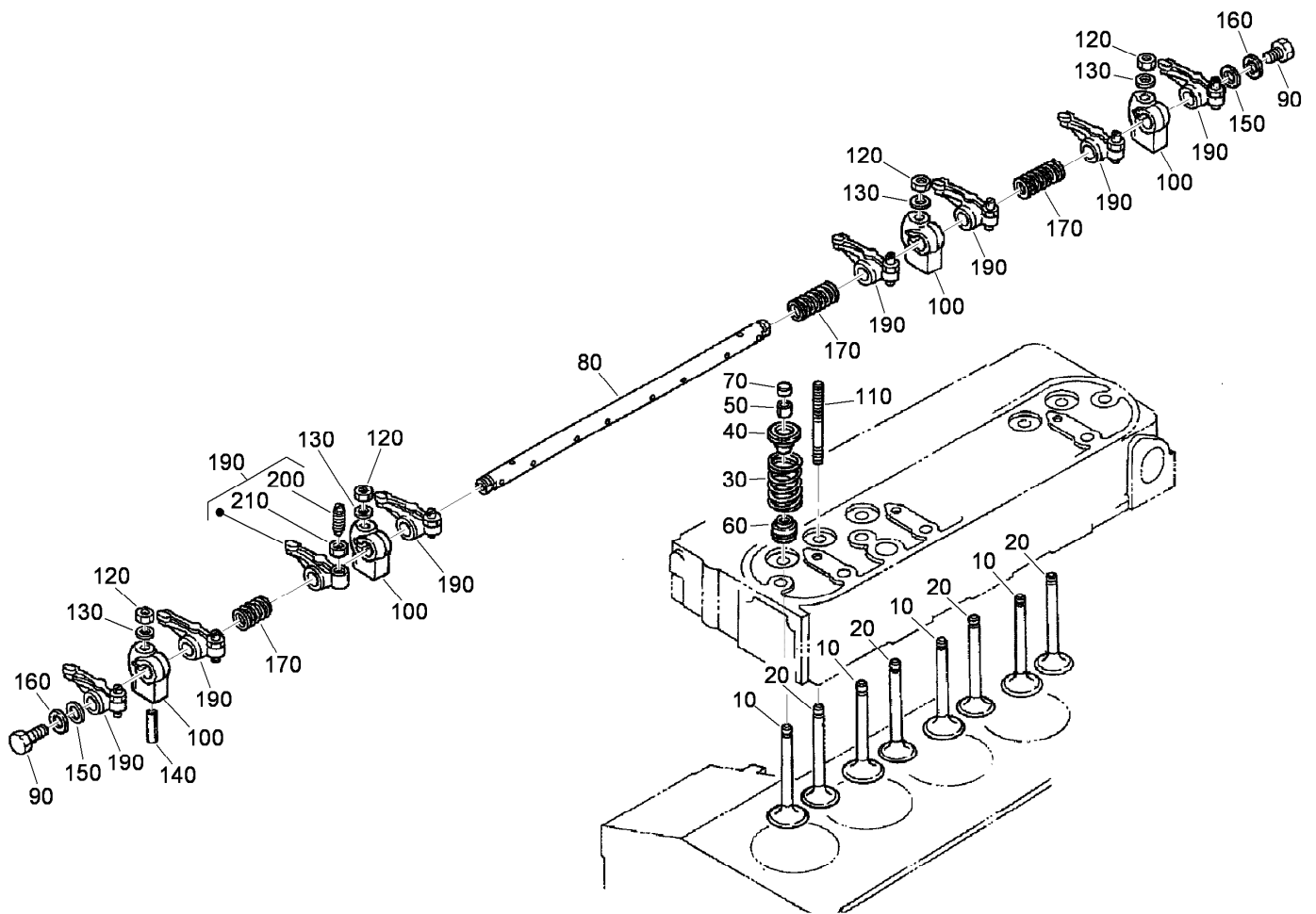
Water Pump Assembly

<i>Ref.</i>	<i>Part Number</i>	<i>Qty.</i>	<i>Description</i>
10	107-9089	1	Water Pump ASM
20	99-3516	1	Flange-Pump, Water
30	99-3517	1	Bearing-Pump, Water
40	105-3750	1	Mechanical Seal ASM
50	112-7017	1	Impeller-Pump, Water
60	100-1932	1	Pipe-Return, Water
70	99-3454	1	Gasket-Pump, Water
80	98-9353	4	Bolt
90	107-9090	2	Bolt
100	99-8379	1	Pipe-Water
110	107-9091	1	Pipe-Water
120	98-9717	2	Clamp



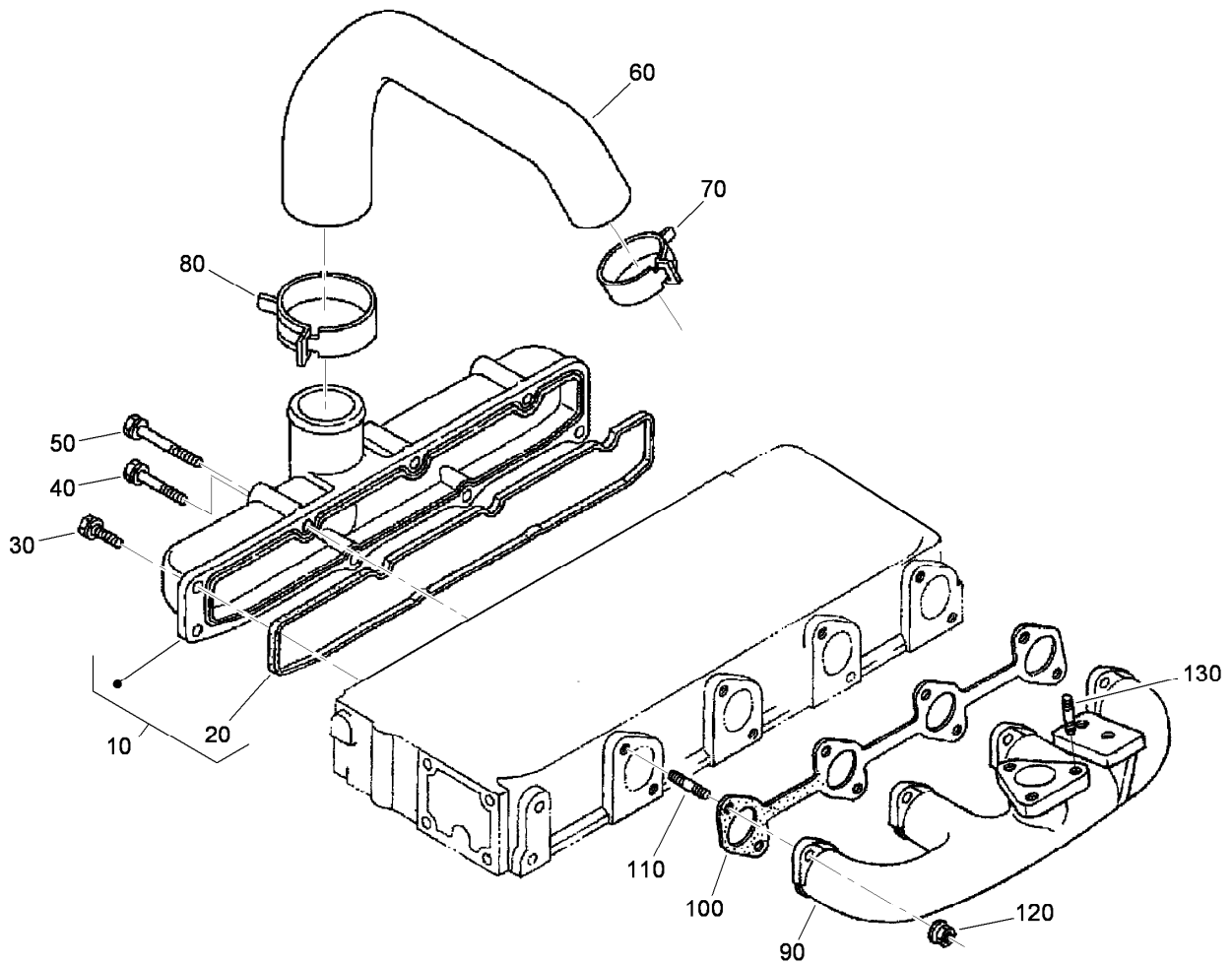
Overflow Bottle Assembly

<i>Ref.</i>	<i>Part Number</i>	<i>Qty.</i>	<i>Description</i>
10	104-9318	1	Bottle-Overflow
20	115-4132	1	Cap
30	105-3755	1	Gasket
40	105-3756	1	Plate



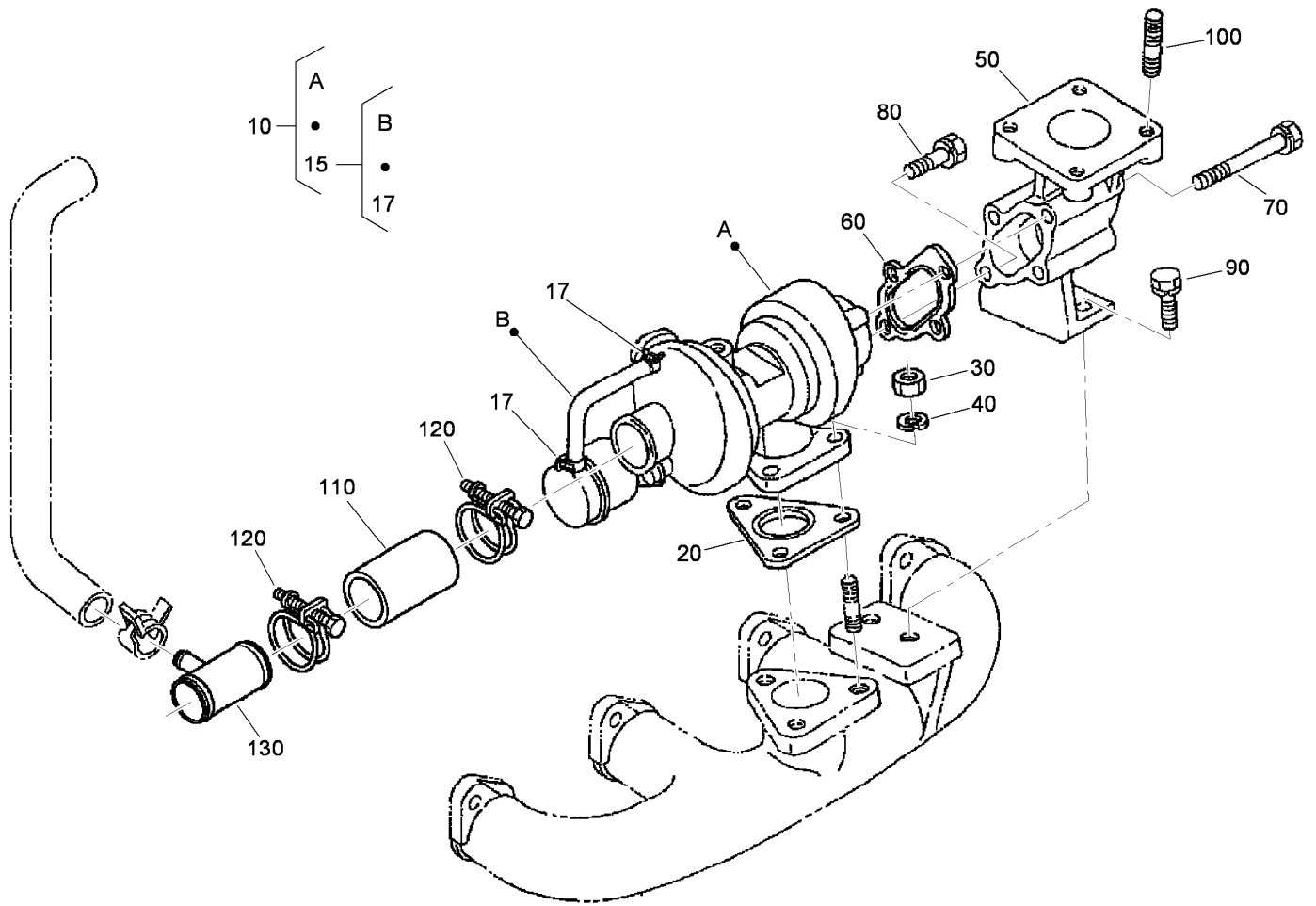
Valve and Rocker Arm Assembly

<i>Ref.</i>	<i>Part Number</i>	<i>Qty.</i>	<i>Description</i>
10	112-7018	4	Valve-Inlet
20	112-7019	4	Valve-Exhaust
30	98-9626	8	Spring-Valve
40	107-9092	8	Retainer-Spring
50	98-9390	8	Collet-Spring, Valve
60	99-8385	8	Seal-Stem, Valve
70	98-9497	8	Cap-Valve
80	105-3757	1	Shaft-Arm, Rocker
90	100-9265	2	Bolt
100	98-9505	4	Bracket-Arm, Rocker
110	98-9506	4	Stud
120	98-9393	4	Nut
130	98-9385	4	Washer-Flat
140	105-3758	2	Pin-Spring
150	98-9507	2	Washer-Shaft, Rocker Arm
160	110-3832	2	Washer-Plain
170	98-9504	3	Spring-Arm, Rocker
190	112-7020	8	Rocker Arm ASM
200	98-9502	8	Screw-Adjusting
210	98-9503	8	Nut



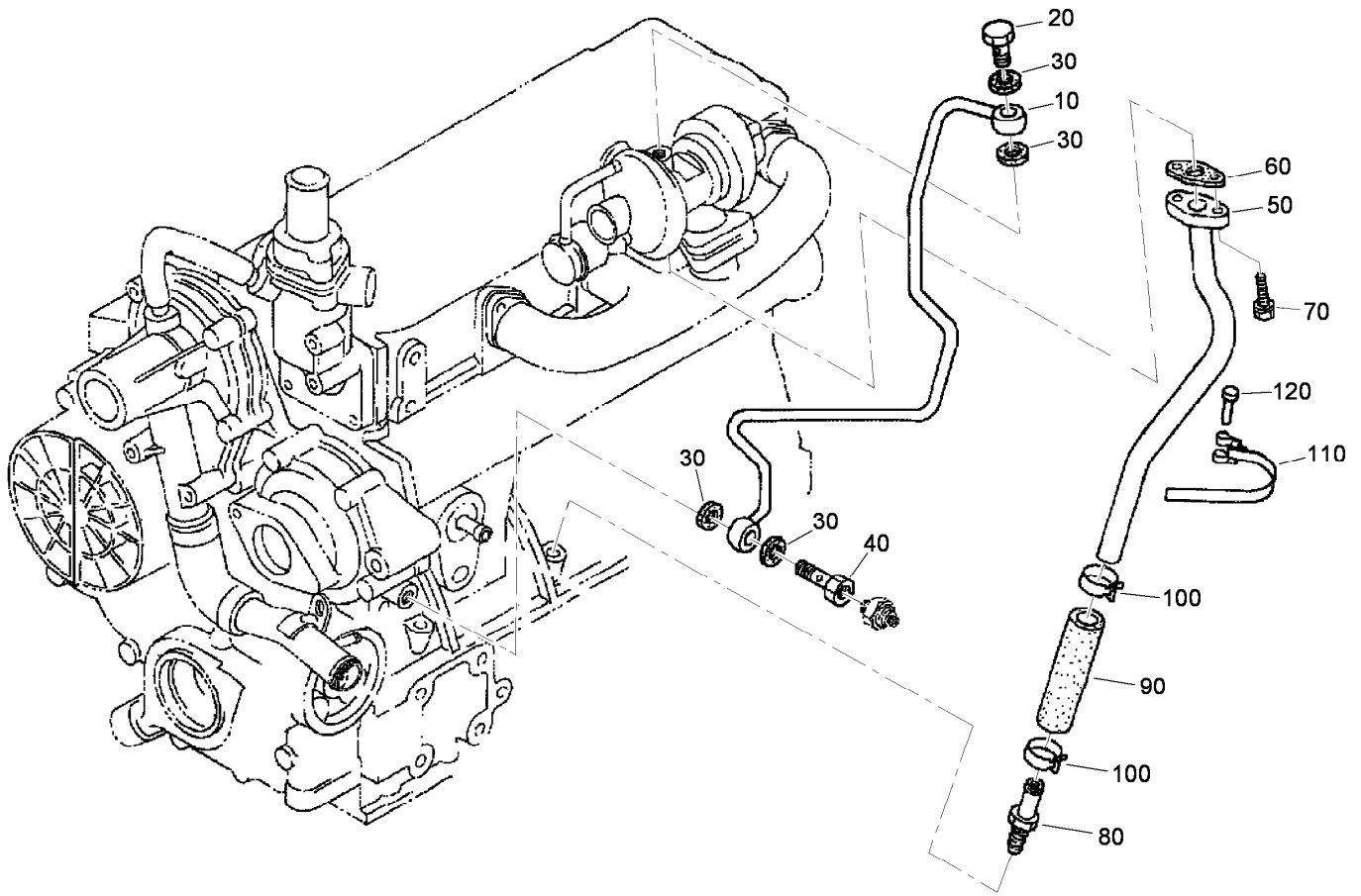
Inlet and Exhaust Manifold Assembly

<i>Ref.</i>	<i>Part Number</i>	<i>Qty.</i>	<i>Description</i>
10	105-3759	1	Inlet Manifold ASM
20	105-3760	1	Gasket-Manifold, Intake
30	98-7605	3	Bolt
40	98-9353	2	Bolt
50	105-3797	3	Bolt
60	115-4123	1	Hose-Inlet
70	115-3048	1	Clamp-Hose
80	115-3049	1	Clamp-Hose
90	108-4425	1	Manifold-Exhaust
100	105-3765	1	Gasket-Manifold, Exhaust
110	98-9588	8	Stud
120	98-9665	8	Nut
130	99-8342	3	Stud



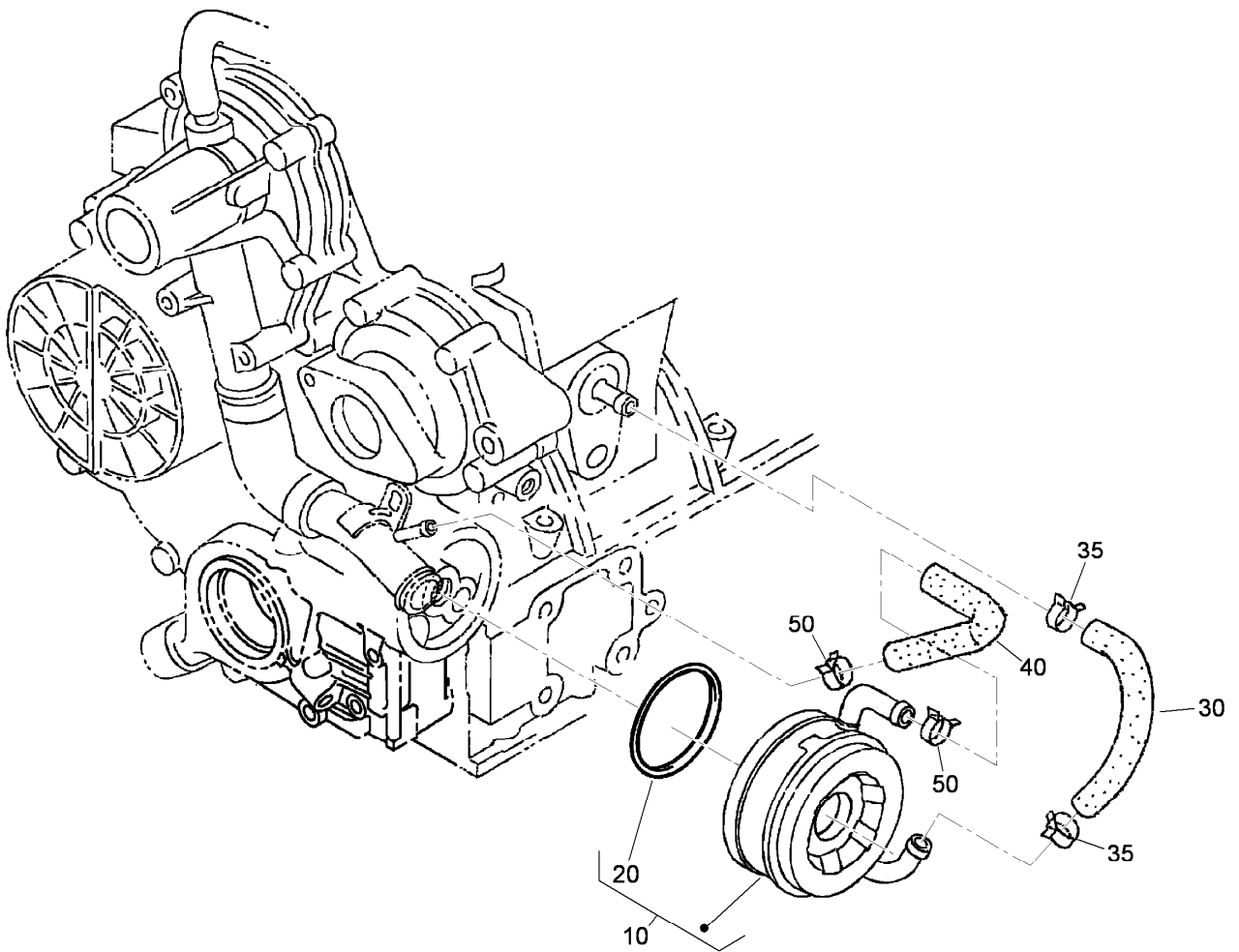
Turbo Charger Assembly

<i>Ref.</i>	<i>Part Number</i>	<i>Qty.</i>	<i>Description</i>
10	108-1412	1	Turbo Charger ASM
15	108-1413	1	Hose ASM
17	108-1414	2	Clamp-Hose
20	105-3767	1	Gasket
30	98-7534	3	Nut
40	105-2893	3	Washer-Spring
50	99-8335	1	Flange-Muffler
60	105-3768	1	Gasket
70	115-4100	3	Bolt
80	105-2895	1	Bolt
90	98-7610	2	Bolt
100	98-7769	4	Stud
110	115-4101	1	Tube-Inlet, Turbo
120	115-4102	2	Band
130	115-4103	1	Pipe-Inlet, Breather



Oil Pipe (Turbo Charger) Assembly

<i>Ref.</i>	<i>Part Number</i>	<i>Qty.</i>	<i>Description</i>
10	108-4424	1	Oil Pipe ASM
20	115-4126	1	Bolt-Joint, Eye
30	99-8346	4	Gasket
40	98-9417	1	Bolt-Joint, Eye
50	108-4423	1	Oil Pipe ASM
60	108-4422	1	Gasket
70	98-7605	2	Bolt
80	105-3771	1	Oil Pipe ASM
90	98-9721	1	Pipe-Oil
100	98-9714	2	Clamp-Hose
110	98-9601	1	Clamp-Pipe
120	98-9591	1	Pin-Band



Oil Cooler Assembly

<i>Ref.</i>	<i>Part Number</i>	<i>Qty.</i>	<i>Description</i>
10	104-5158	1	Oil Cooler ASM
20	112-7030	1	O-Ring
30	98-9724	1	Pipe-Cooler, Oil
35	98-9579	2	Band-Pipe
40	98-9578	1	Pipe-Return, Water
50	98-9579	2	Band-Pipe

Attachments and Accessories

For 03678 Reelmaster 5610 Traction Unit

Product Name	Model/Part
CrossTrax All-Wheel Drive Kit	03655
Air Ride Seat Suspension Kit	03667
7 Inch Verticutter	03684
7in 8 Blade DPA (radial)	03696
7in 11 Blade DPA (radial)	03697
Turf Evaluator	04399
Wheel Weight Kit	104-1478
Premium All Season Hydraulic Fluid (55 Gallon Drum)	108-1177
Premium All Season Hydraulic Fluid (5 Gallon Pail)	108-1178
Premium All Purpose Grease (Tube)	108-1190
Gauge Bar Assembly	108-6715
ROPS Extension Kit	110-8030
Weight Plate	110-8985-03
Rear Lift Cylinder Limit Kit	110-9604
5in Air Cleaner Safety Element	114-4057
Premium Synthetic Bio-Degradable Hydraulic Fluid (5 Gallon Pail)	119-2157
Premium Synthetic Bio-Degradable Hydraulic Fluid (55 Gallon Drum)	119-2158
Cutting Unit Hydraulic Hose Kit	119-6955
Large Seat Cover	120-5179
Premium Engine Oil 10w30 (55 Gallon Drum)	121-6392
Premium Engine Oil 10w30 (5 Gallon Pail)	121-6393
Canopy Completion Kit	130-5895
Brush and Handle Kit	29-9100
400-Hour Filter Maintenance Kit	30054
Universal Sunshade	30349
Red Universal Sunshade	30552
Spark Arrestor	98-9099

Notes:



Count on it.