



Count on it.

Parts Catalog

TX 1000

Compact Tool Carrier

Model No. 22327—Serial No. 401900000 and Up

Model No. 22327G—Serial No. 401900000 and Up



Ordering Replacement Parts

To order replacement parts, please supply the part number, the quantity, and the description of each part desired.

Understanding Reference Numbers

Each identified part in an illustration has a reference number. The reference number for a part also appears in the parts list, along with other information about the part.

This catalog uses two special reference number formats, one to indicate parts in a service assembly and another to indicate the quantity of a given part in an illustration.

Service Assembly Reference Numbers

Parts in service assemblies have reference numbers in the form a:b. The a represents the reference number of the entire service assembly and the b represents a sequential number unique to each part within the service assembly.

For example, a wheel assembly might be identified by reference number 6, the tire by 6:1, the valve by 6:2, and the wheel by 6:3. When you order the assembly identified by reference number 6, you receive all parts identified by reference numbers 6:1, 6:2, and 6:3. However, you may also order any part individually. Reference numbers of this type appear in illustration and in parts lists.

Reference Numbers Indicating Quantity

In an illustration, if a reference number indicates more than one part, the reference number has the form nX y. The n represents the quantity of the part, the X is the multiplication symbol, and the y represents the reference number.

For example, in an illustration, the reference number 2X 37 means that two of the parts identified by reference number 37 are indicated.

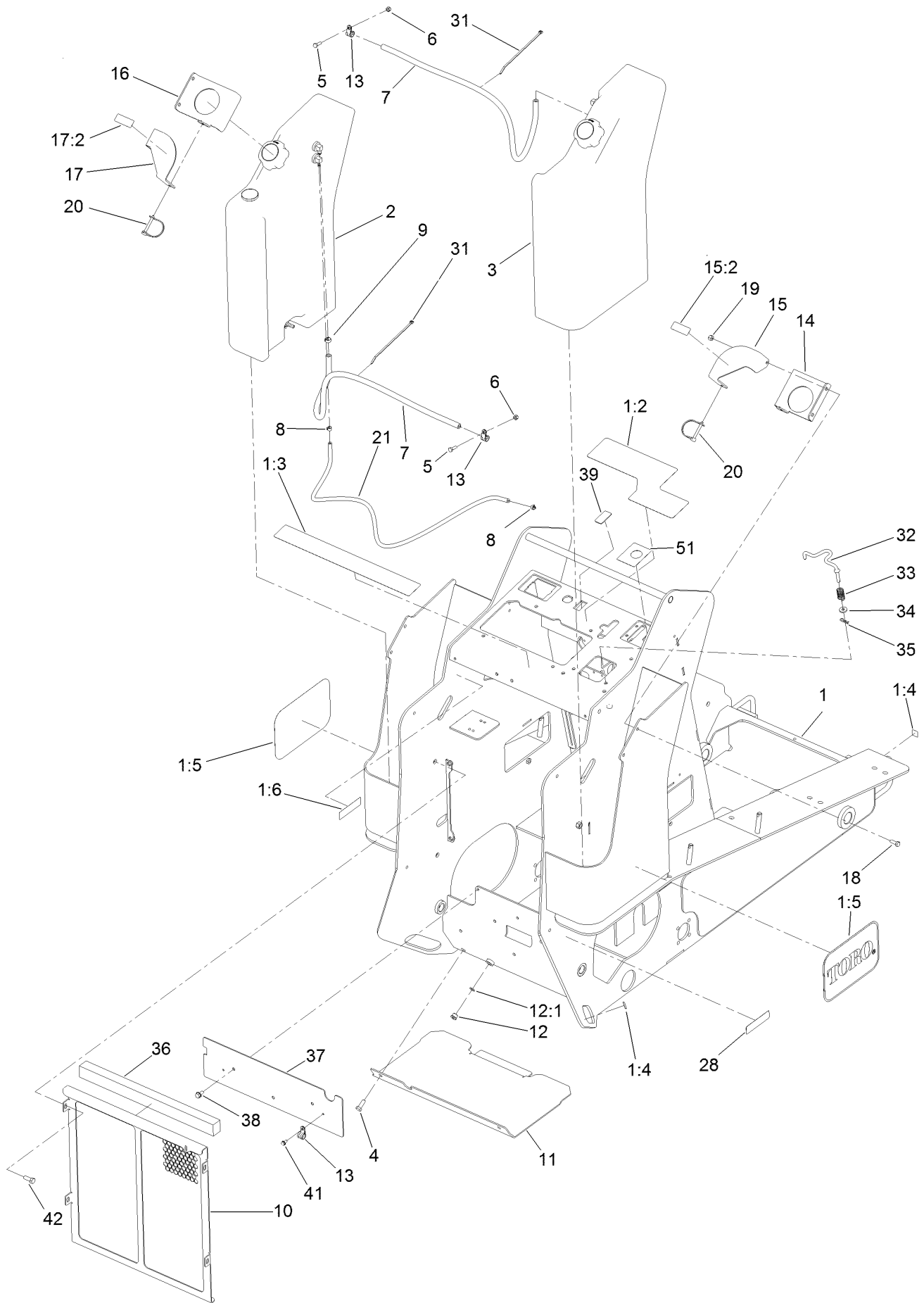
Contents

Frame, Fuel Tank and Cover Assembly	6
LH Fuel Tank Assembly No. 130-1026	8
RH Fuel Tank Assembly No. 130-1027	10
Hydraulic Tank and Track Shaft Assembly	12
Track Assembly, Lug-Driven	14
Hydraulic Motor Assembly No. 130-7729	16
Track Assembly, Sprocket-Driven, LH No. 138-0794	18
Hydraulic Motor Assembly No. 138-0761	20
Track Assembly, Sprocket-Driven, RH No. 138-0795	22
Hydraulic Motor Assembly No. 138-0778	24
Brake Assembly	26
Front Tower Assembly	28
Hydraulic Hose Assembly	30
Radiator and Air Cleaner Assembly	32
Radiator Support Kit Assembly No. 161-7280	34
Air Cleaner Assembly No. 93-2190	36
Engine Mount and Muffler Assembly	38
Tandem Pump and Gear Pump Assembly	40
Tandem Pump Assembly No. 121-4593	42
Gear Pump Assembly No. 130-7731	44
Control Valve and Reference Bar Assembly	46
Control Valve Assembly No. 125-3704	48
2-Spool Valve and Auxiliary Valve Assembly	50
2-Spool Valve Assembly No. 130-7710	52
Double Detent Valve Assembly No. 136-4538	54
Loader Arm Assembly	56
Hydraulic Cylinder Assembly No. 130-5176	58
Hydraulic Cylinder Assembly No. 130-5175	60
Hydraulic Cylinder Assembly No. 130-5195	62
Loader Hydraulic Assembly	64
Quick Attach Assembly	66
Front Cover and Side Panel Assembly	68
Hood Assembly	70
Manual Tube Assembly	72
Platform and Cushion Assembly	74
Electrical Assembly	76
Crankcase Assembly	78
Oil Pan Assembly	79
Cylinder Head Assembly	80
Gear Case Assembly	81
Cylinder Head Cover Assembly	82
Dipstick and Guide Assembly	83
Main Bearing Case Assembly	84
Camshaft and Idle Gear Shaft Assembly	85
Piston and Crankshaft Assembly	86
Flywheel Assembly	87
Fuel Camshaft and Governor Shaft Assembly	88
Idle Apparatus Assembly	89
Stop Solenoid Assembly	90
Injection Pump Assembly	91
Governor Assembly	92
Speed Control Plate Assembly	93
Nozzle Holder and Glow Plug Assembly	94
Nozzle Holder Assembly	95

Contents (continued)

Alternator and Pulley Assembly	96
Alternator Components Assembly	97
Starter Installation Assembly	98
Starter Component Assembly	99
Water Flange and Thermostat Assembly	100
Water Pump Assembly	101
Valve and Rocker Arm Assembly	102
Inlet and Exhaust Manifold Assembly	103
Accessories and Service Parts	104
Upper Gasket Kit	105
Lower Gasket Kit	106
Attachments and Accessories	107

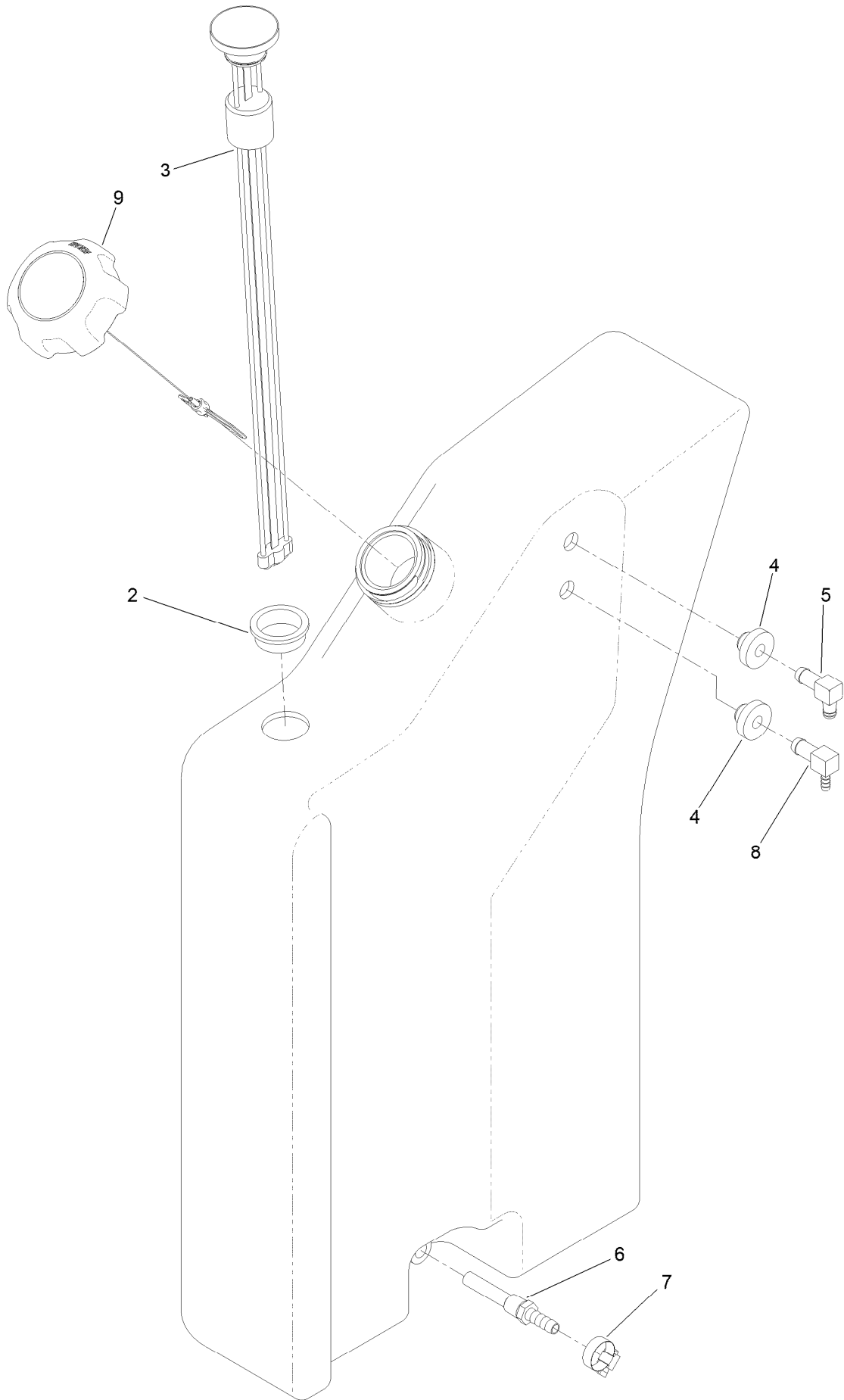
Frame, Fuel Tank and Cover Assembly



Frame, Fuel Tank and Cover Assembly (continued)

<i>Ref.</i>	<i>Part Number</i>	<i>Qty.</i>	<i>Description</i>	<i>Ref.</i>	<i>Part Number</i>	<i>Qty.</i>	<i>Description</i>
1	130-5314	1	Frame	15:2	93-6680	1	Decal-Diesel
1:2	136-5824	1	Decal-Control Panel	16	130-1134-03	1	Plate-Hold Down, LH
1:3	131-0710	1	Decal-Safety	17	130-5316	1	Plate-Lock, Fuel Cap, LH
1:4	93-9084	4	Decal-Point, Lift	17:2	93-6680	1	Decal-Diesel
1:5	66-6140	2	Decal	18	322-4	4	Screw-HH
1:6	115-4865	1	Decal-Fill, Radiator	19	3296-29	4	Nut-Lock, NI
2	130-1026	1	LH Fuel Tank ASM	20	100-1663	2	Pin-Hitch
3	130-1027	1	RH Fuel Tank ASM	21	130-7714	1	Hose-Fuel
4	323-6	2	Screw-HH	28	133-8056	1	Decal-Arrester, Spark
5	321-5	2	Screw-HH	31	3290-378	2	Tie-Cable
6	32128-33	2	Nut-HF	32	131-0713	1	Rod-Interlock
7	110-6186	2	Hose-Fuel	33	85-6750	1	Spring-Control
8	2412-80	2	Clamp-Hose	34	88-7200	1	Washer-Flat
9	92-2379	2	Clamp-Hose	35	3290-307	1	Pin-Cotter
10	130-0964-03	1	Radiator Cover ASM	36	131-9175	1	Seal-Foam
11	130-0995-01	1	Cover-Bottom	37	133-1637-01	1	Plate-Cover
12	353-989	1	Plug-Hex, Hollow	38	32144-14	3	Screw-HWHTF
12:1	237-42	1	O-Ring	39	AU382892A1	1	Blank-Switch, Rocker
13	2412-134	4	Clamp-R	41	32144-4	2	Screw-HWH
14	130-1104-03	1	Plate-Hold Down, RH	42	323-5	4	Screw-HH
15	130-5317	1	Plate-Lock, Fuel Cap, RH	51	137-9030	1	Decal-Ignition Switch

LH Fuel Tank Assembly No. 130-1026

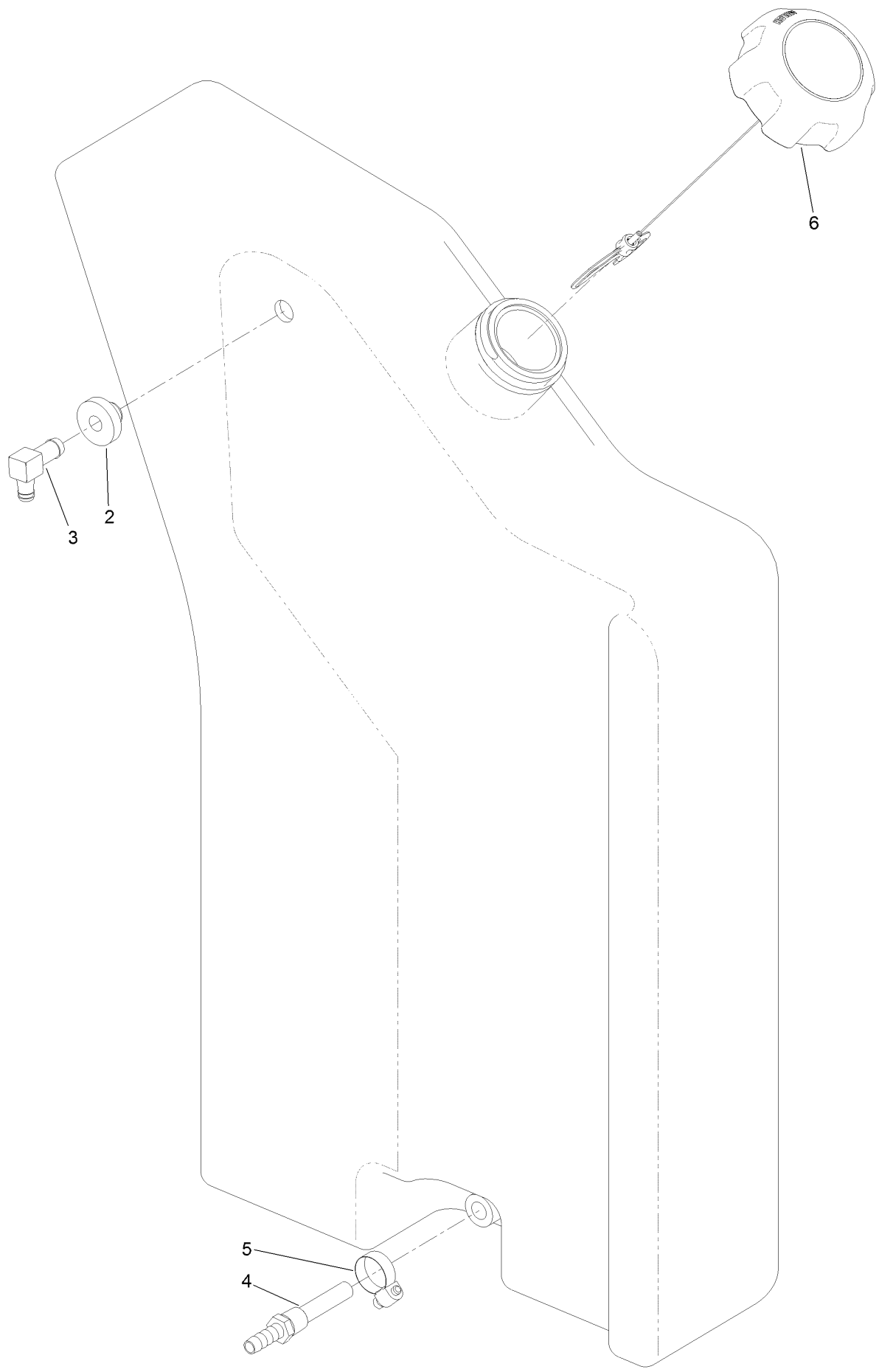


LH Fuel Tank Assembly No. 130-1026 (continued)

<i>Ref.</i>	<i>Part Number</i>	<i>Qty.</i>	<i>Description</i>
2	95-8972	1	Grommet
3	104-5603	1	Gauge-Level, Fuel
4	46-6560	2	Bushing
5	1-643259	1	Fitting-Elbow

<i>Ref.</i>	<i>Part Number</i>	<i>Qty.</i>	<i>Description</i>
6	112-6374	1	Fitting-Strainer
7	2412-36	1	Clamp-Hose
8	104-5228	1	Fitting-Elbow, 90 DEG
9	130-7567	1	Cap-Diesel,

RH Fuel Tank Assembly No. 130-1027

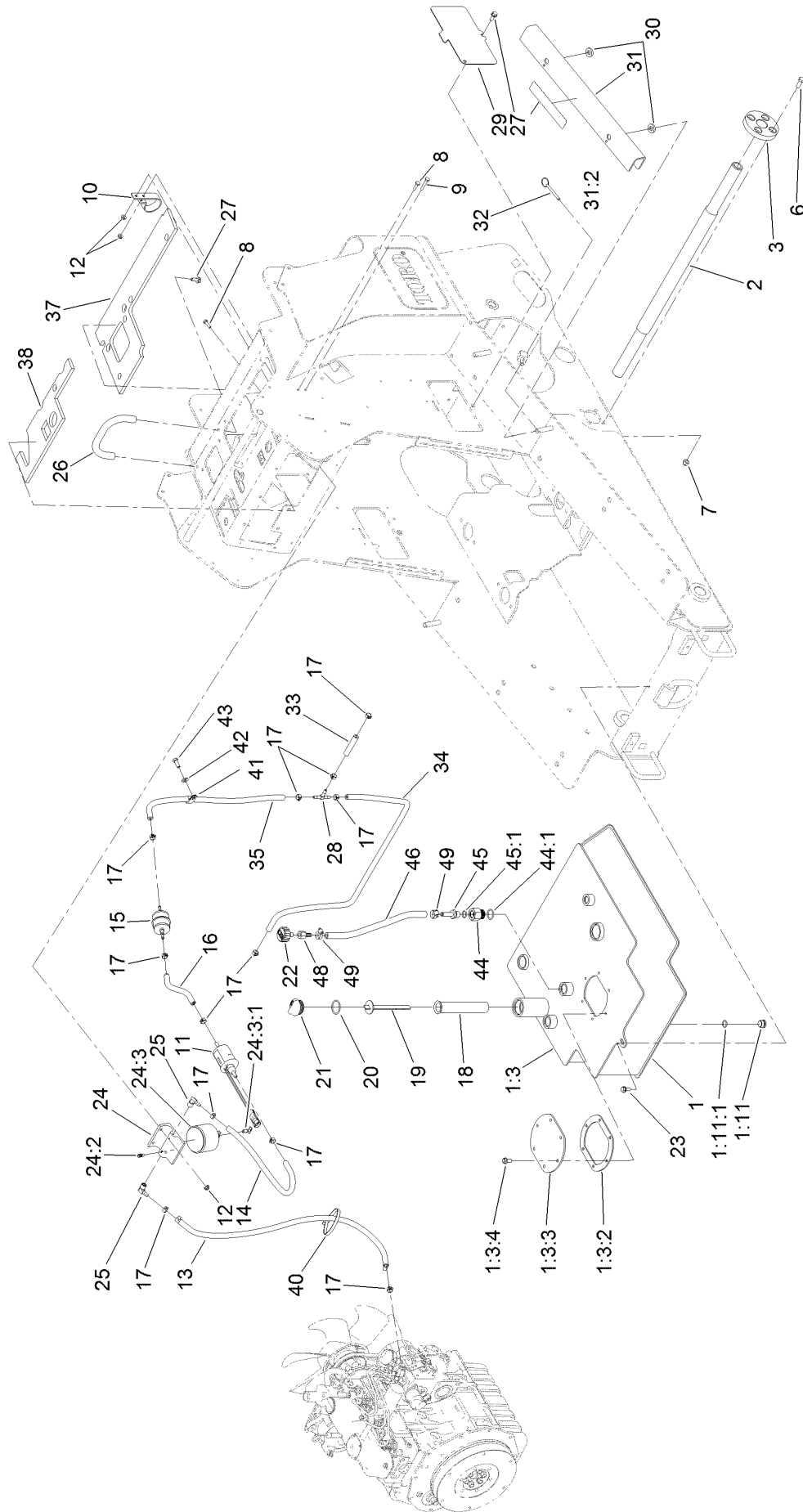


RH Fuel Tank Assembly No. 130-1027 (continued)

<i>Ref.</i>	<i>Part Number</i>	<i>Qty.</i>	<i>Description</i>
2	46-6560	1	Bushing
3	1-643259	1	Fitting-Elbow
4	112-6374	1	Fitting-Strainer

<i>Ref.</i>	<i>Part Number</i>	<i>Qty.</i>	<i>Description</i>
5	2412-36	1	Clamp-Hose
6	130-7567	1	Cap-Diesel,

Hydraulic Tank and Track Shaft Assembly

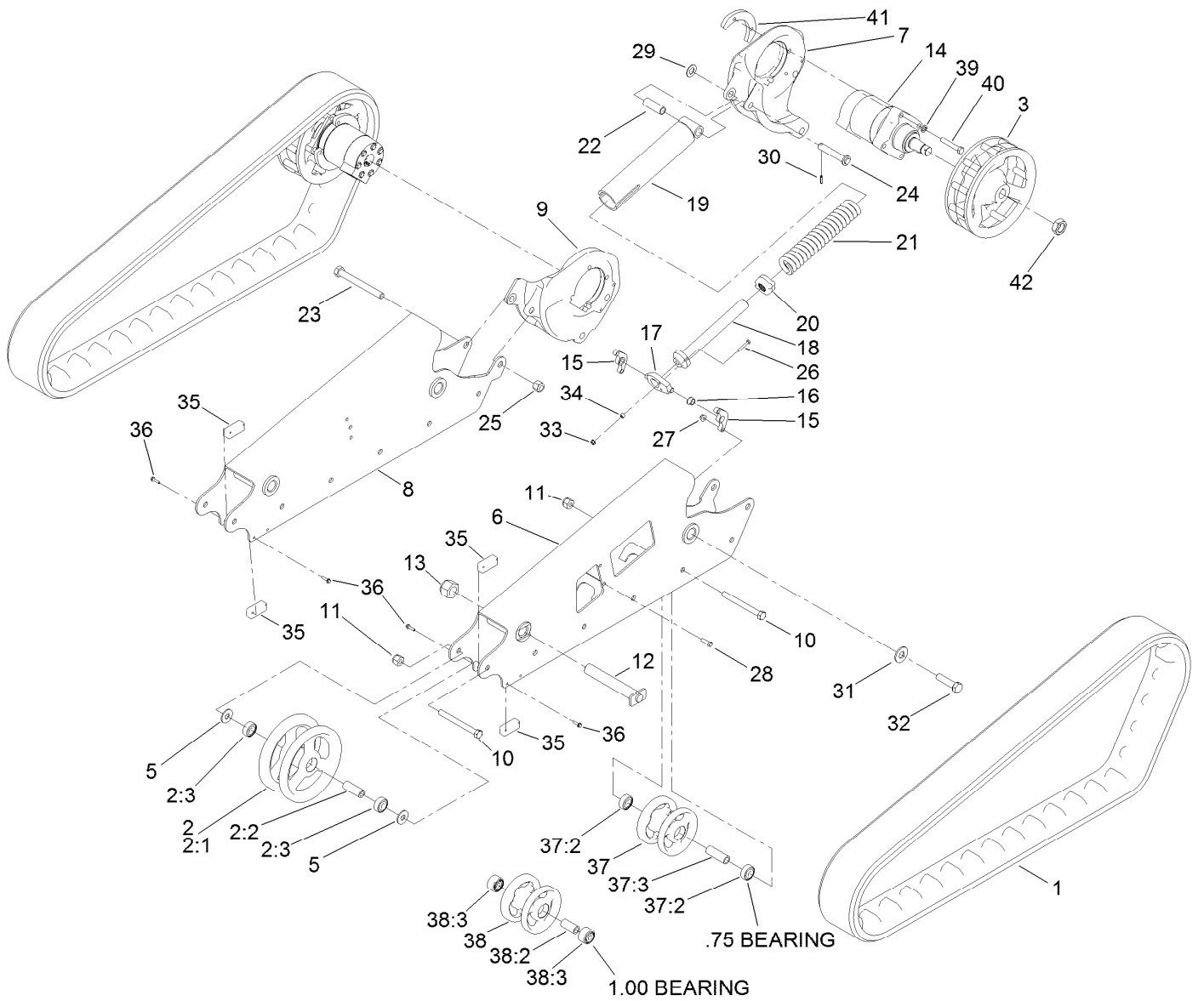


Hydraulic Tank and Track Shaft Assembly (continued)

<i>Ref.</i>	<i>Part Number</i>	<i>Qty.</i>	<i>Description</i>	<i>Ref.</i>	<i>Part Number</i>	<i>Qty.</i>	<i>Description</i>
1	125-0404	1	Tank-HYD	24:2	63-8290	1	Vent-Air
1:3		1	Tank Top ASM ●	24:3	63-8300	1	Element-Spin On
1:3:2	107-3557	1	Gasket-Cover, Access	24:3:1	63-8310	1	Valve-Drain
1:3:3	108-6297	1	Cover-Tank	25	353-781	2	Fitting-HYD, 90
1:3:4	98-9940	6	Screw-HHF	26	112-2620	1	Bar-Reference
1:11	353-988	1	Plug-Hex	27	3234-5	4	Screw-HHF
1:11:1	237-79	1	O-Ring	28	99-5005	1	Fitting-Tee, Barbed
2	125-0425	1	Shaft-Track	29	130-1036-01	2	Plate-Cover, Access
3	132-9074	2	Hub-Shaft	30	83-1470	4	Washer-Neoprene
6	323-6	8	Screw-HH	31	130-5315	2	Arm-Locking
7	3296-39	8	Nut-Lock, NI	31:2	115-4858	1	Decal-Danger
8	321-5	3	Screw-HH	32	108-0094	4	Pin-Cotterless
9	321-9	1	Screw-HH	33	133-0223	1	Hose-Fuel
10	110-8817	1	Bracket-Pump, Fuel	34	133-8551	1	Hose-Fuel
11	110-8806	1	Pump-Fuel	35	133-1636	1	Hose-Fuel
12	32128-33	4	Nut-HF	37	132-8416	1	Foam-Heat Shield
13	110-6186	1	Hose-Fuel	38	132-8417	1	Foam-Heat Shield
14	114-4028	1	Hose-Fuel	40	3334-945	1	Tie-Cable
15	112-7836	1	Filter-Inline	41	92-6064	1	Clamp-R
16	136-5837	1	Hose-Fuel	42	3256-38	1	Washer-Flat
17	92-2379	12	Clamp-Hose	43	322-4	1	Screw-HH
18	61-2790	1	Filter-Screen	44	96-0864	1	Fitting-Straight
19	130-7686	1	Dipstick	44:1	237-81	1	O-Ring
20	237-123	1	O-Ring	45	115-2231	1	Fitting-STR
21	93-7498	1	Plug-Plastic	45:1	237-79	1	O-Ring
22	68-6150	1	Breather	46	94-5625	1	Hose
23	32144-11	1	Screw-HWH	48	354-94	1	Fitting-Female, Barbed
24	109-2678	1	Filter ASM	49	2412-36	2	Clamp-Hose

● Not serviced separately

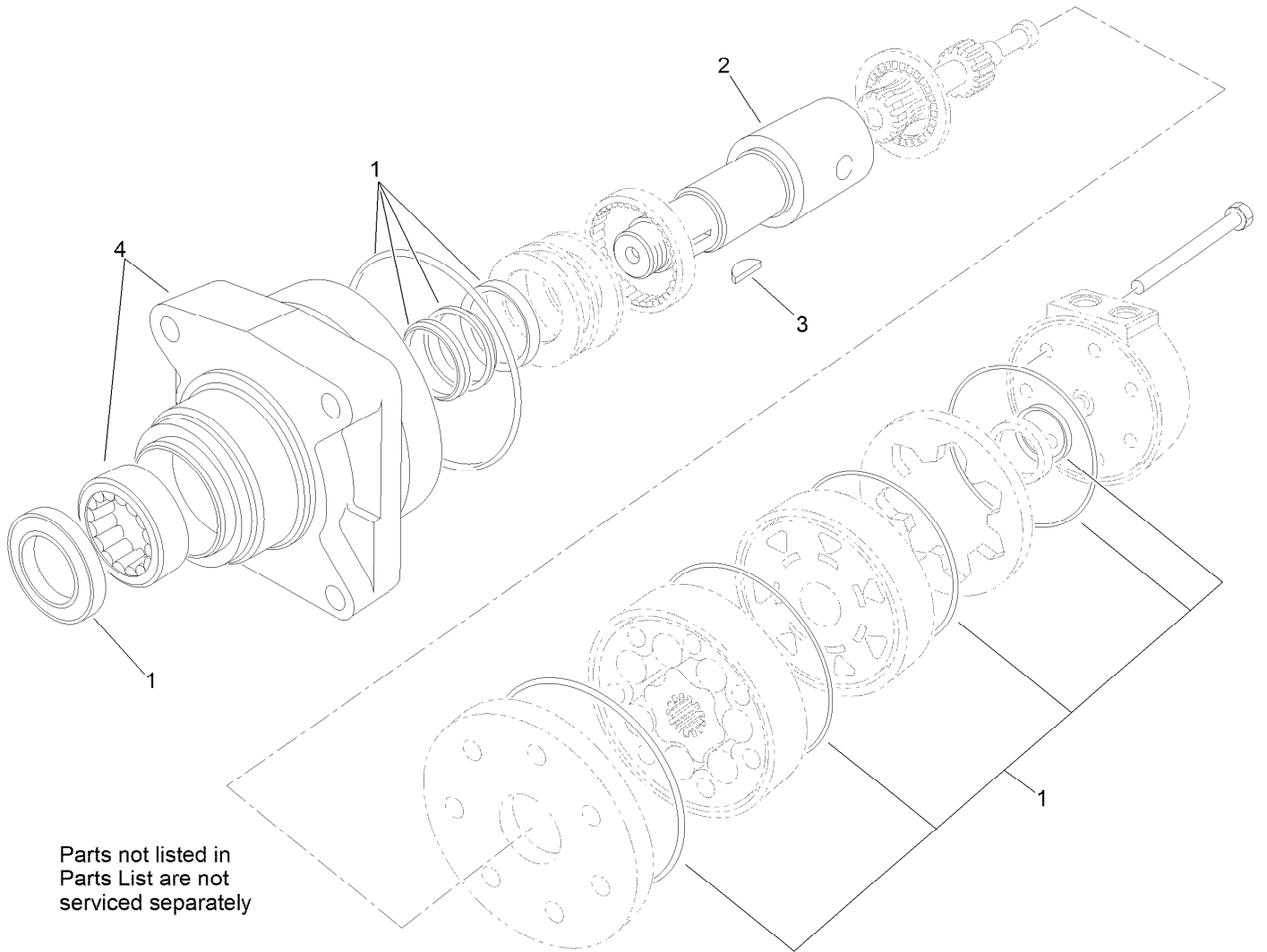
Track Assembly, Lug-Driven



Track Assembly, Lug-Driven (continued)

<i>Ref.</i>	<i>Part Number</i>	<i>Qty.</i>	<i>Description</i>	<i>Ref.</i>	<i>Part Number</i>	<i>Qty.</i>	<i>Description</i>
1	121-4592	2	Track-Narrow	24	130-1057	2	Pin-Tensioner
2	104-5745	2	Tensioner Wheel ASM	25	120-7252	2	Nut-Lock
2:1	104-5747-03	1	Wheel-Tensioner	26	321-10	2	Screw-HH
2:2	98-9835	1	Spacer-Wheel, Tensioner	27	104-8301	8	Nut-HF, NI
2:3	120-5378	2	Bearing-Ball	28	323-7	8	Screw-HH
3	133-0215-03	2	Wheel-Drive	29	3256-39	2	Washer-Flat
5	3256-7	4	Washer-Flat	30	32121-24	2	Pin-Spring
6	125-0420-01	1	Mount-Narrow Wheel, LH	31	99-2659	2	Washer
7	127-9593-03	1	Mount-Wheel, LH	32	328-25	2	Screw-HH
8	125-0440-01	1	Mount-Narrow Wheel, RH	33	32128-32	2	Nut-HHF
9	127-9594-03	1	Mount-Wheel, RH	34	98-4799	2	Spacer
10	327-17	12	Screw-HH	35	131-9241	4	Block-Track
11	3296-24	12	Nut-Hex	36	120-4654	8	Screw-HHF
12	130-0967	2	Pin-Track	37	138-5231	10	Road Wheel ASM (.75W Bearing)
13	125-0399	2	Nut-HH	37:2	138-0547	2	Bearing-Ball (.75W)
14	130-7729	2	Motor-HYD	37:3	130-7564	1	Spacer-Wheel
15	127-9566-03	4	Plate-Mount, Pivot	38	138-1368	10	Road Wheel ASM (1.00W Bearing)
16	65-8770	4	Bushing-Bellcrank	38:2	138-1367	1	Spacer-Wheel, Road
17	127-9616	2	Tensioner-Pivot Joint	38:3	138-1369	2	Bearing-Ball (1.00W)
18	127-9563	2	Bolt-Tensioner	39	3253-7	8	Washer-Lock
19	127-9559-03	2	Pivot-Tensioner	40	115-4845	8	Screw-HH, TAP
20	108-4664	2	Block-Tensioner	41	127-9567-03	4	Plate-Mounting
21	95-3624	2	Spring-Compression	42	107-9319	2	Nut-Hex
22	127-9565	2	Spacer-Pivot				
23	328-23	2	Screw-HH				

Hydraulic Motor Assembly No. 130-7729



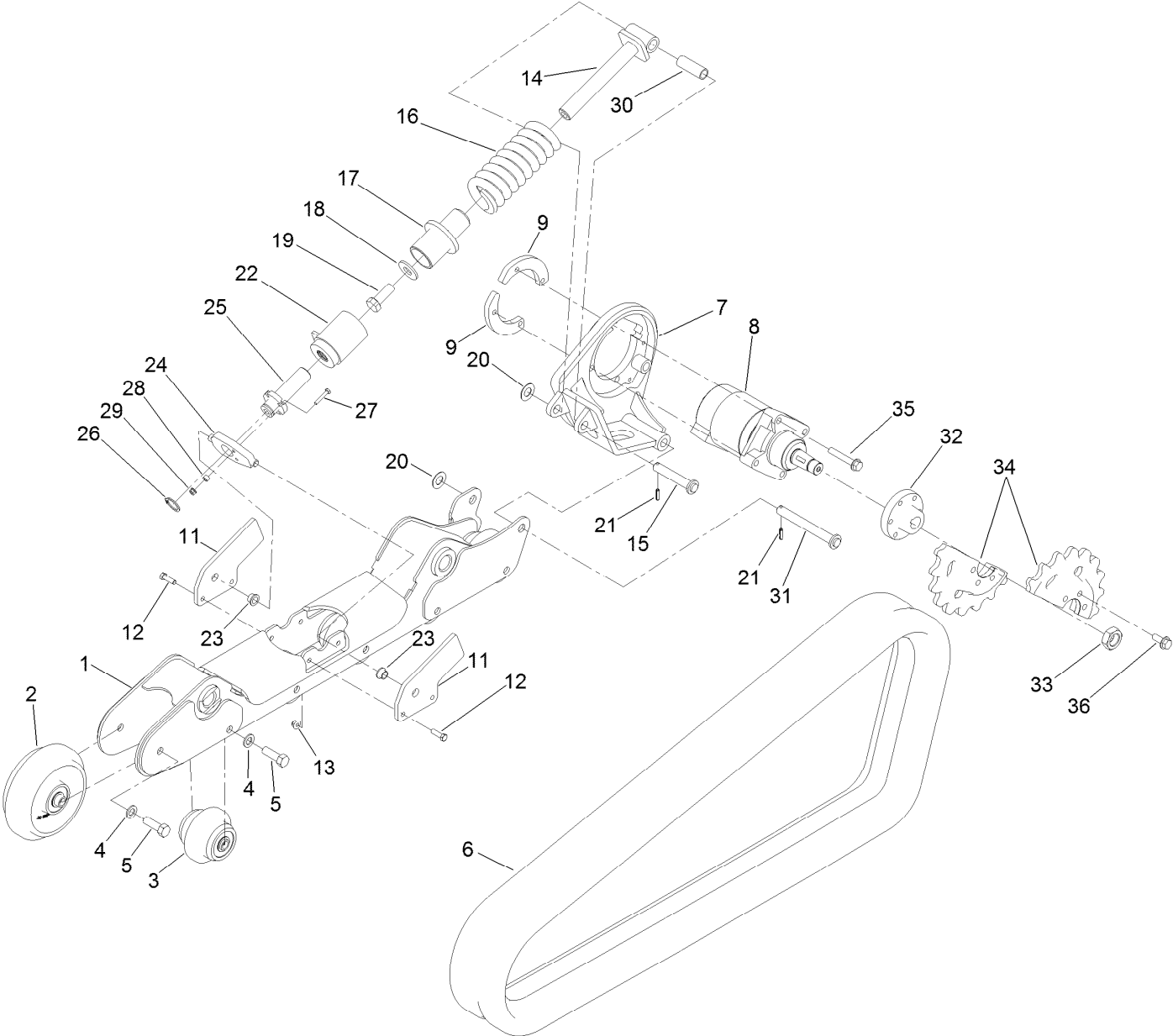
Parts not listed in
Parts List are not
serviced separately

Hydraulic Motor Assembly No. 130-7729 (continued)

<i>Ref.</i>	<i>Part Number</i>	<i>Qty.</i>	<i>Description</i>
1	100-6131	1	Seal Kit
2	106-7645	1	Coupling-Shaft

<i>Ref.</i>	<i>Part Number</i>	<i>Qty.</i>	<i>Description</i>
3	3257-42	1	Key-Woodruff
4	108-5634	1	Motor Housing ASM

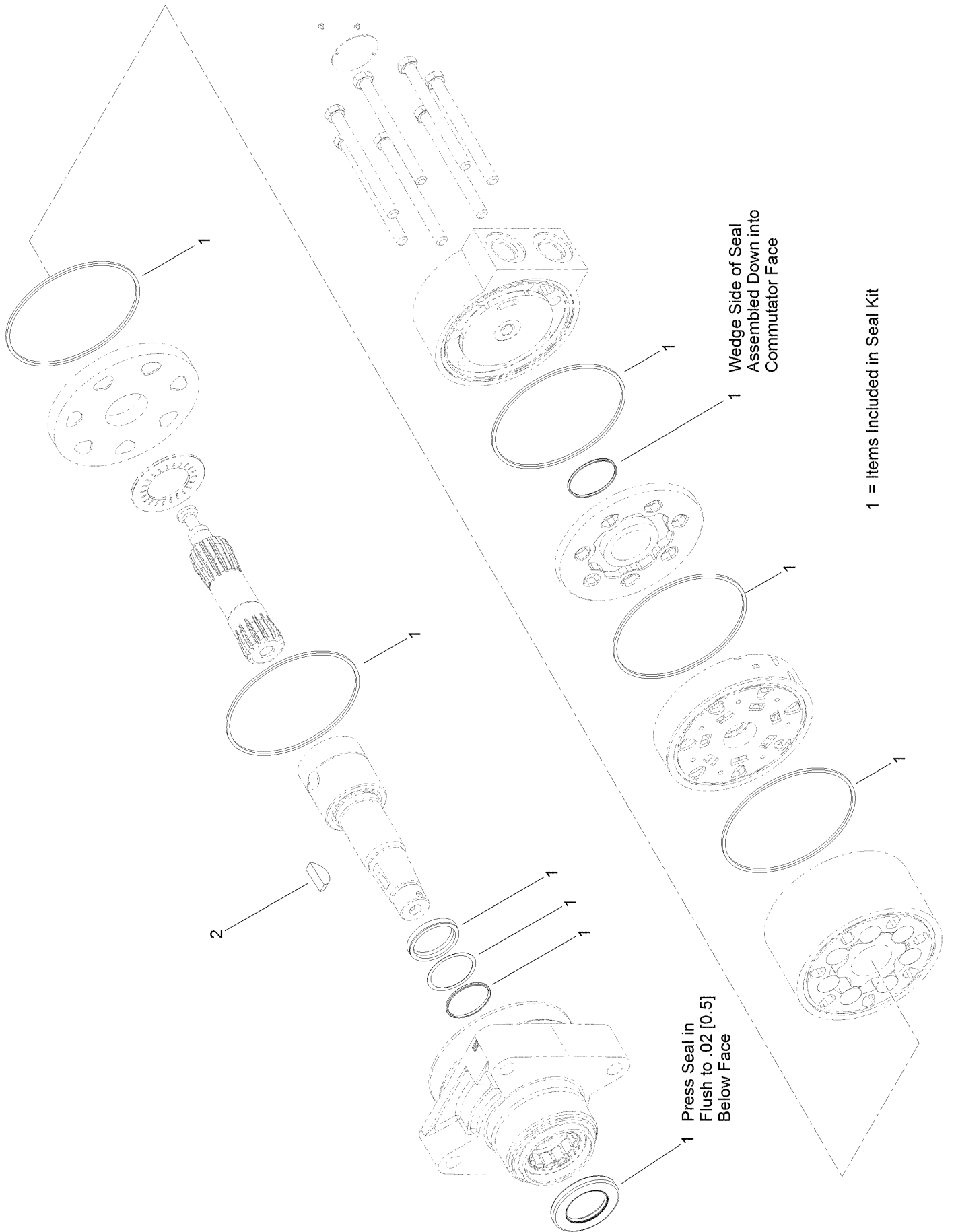
Track Assembly, Sprocket-Driven, LH No. 138-0794



Track Assembly, Sprocket-Driven, LH No. 138-0794 (continued)

<i>Ref.</i>	<i>Part Number</i>	<i>Qty.</i>	<i>Description</i>	<i>Ref.</i>	<i>Part Number</i>	<i>Qty.</i>	<i>Description</i>
1	138-4658	1	Frame-Track, LH	19	AU426-1232	1	Bolt
2	137-8807	1	Tensioner Wheel ASM	20	3256-39	2	Washer-Flat
3	137-8808	5	Road Wheel ASM, Cassette Seal	21	32121-24	2	Pin-Spring
4	33098-00	12	Washer-Flat	22	138-0242	1	Housing-Tensioner
5	111-3484	12	Screw-HH	23	65-8770	2	Bushing-Bellcrank
6	138-0186	1	Track-Narrow	24	138-4681	1	Plate-Pivot
7	137-4618	1	Mount-Motor, LH	25	138-0247	1	Screw-Tensioner
8	138-0761	1	Motor-HYD	26	32151-77	1	Ring-Retaining, External
9	137-4614	2	Plate-Mounting, Wheelmotor	27	321-9	1	Screw-HH
11	137-4632	2	Plate-Ear, Inside	28	98-4799	1	Spacer
12	323-7	4	Screw-HH	29	32128-32	1	Nut-HHF
13	104-8301	4	Nut-HF, NI	30	127-9565	1	Spacer-Pivot
14	138-0238	1	Tensioner-Spring	31	137-4518	1	Pin-Pivot
15	130-1057	1	Pin-Tensioner	32	137-4645	1	Hub-Sprocket
16	138-0237	1	Spring-Compression	33	107-9319	1	Nut-Hex
17	138-0248	1	Guide-Tensioner	34	137-4643	2	Sprocket-18 Tooth
18	99-2659	1	Washer	35	3234-40	4	Screw-HF
				36	137-4653	6	Screw-HHF

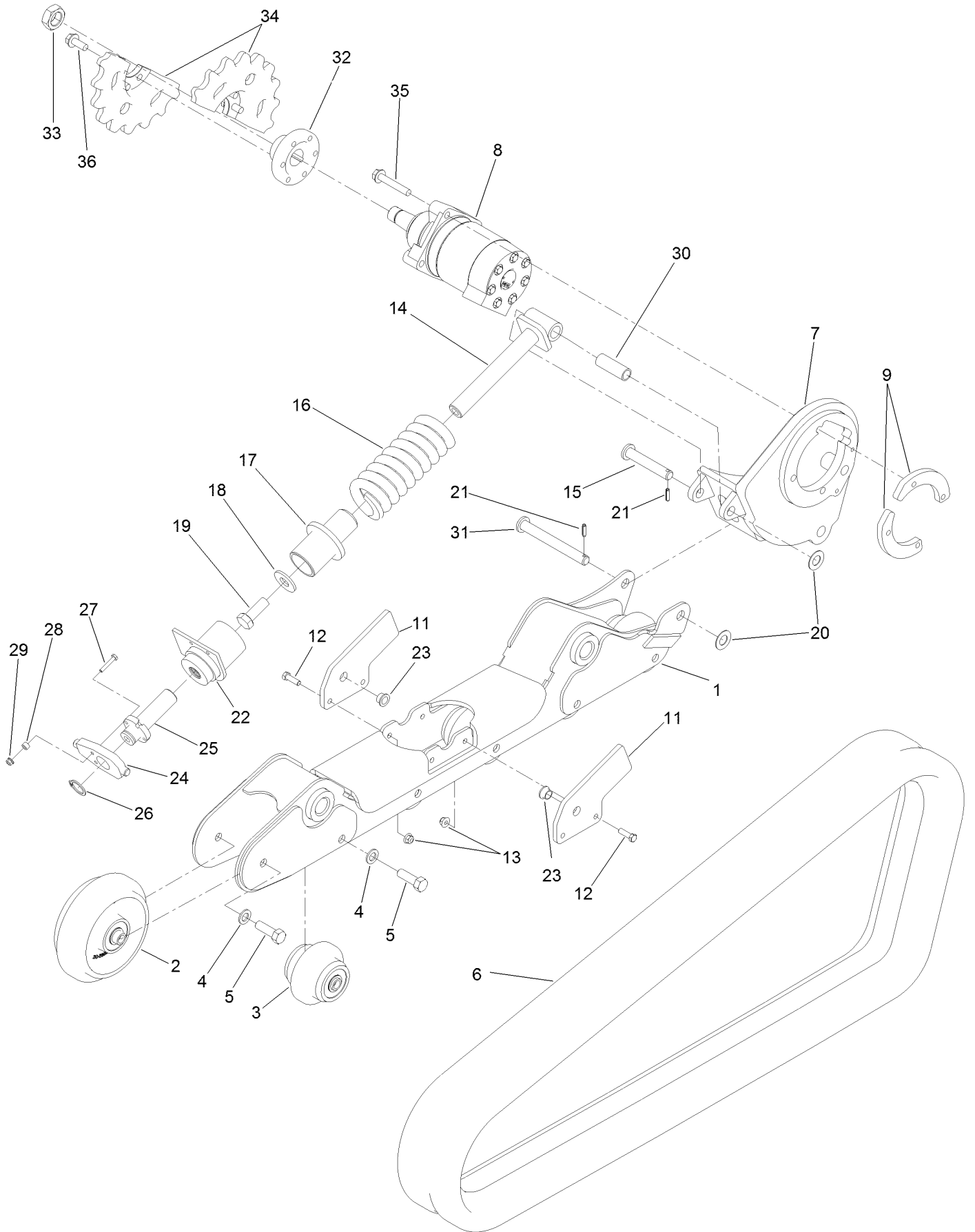
Hydraulic Motor Assembly No. 138-0761



Hydraulic Motor Assembly No. 138-0761 (continued)

<i>Ref.</i>	<i>Part Number</i>	<i>Qty.</i>	<i>Description</i>
1	137-1824	1	Seal Kit
2	3257-42	1	Key-Woodruff

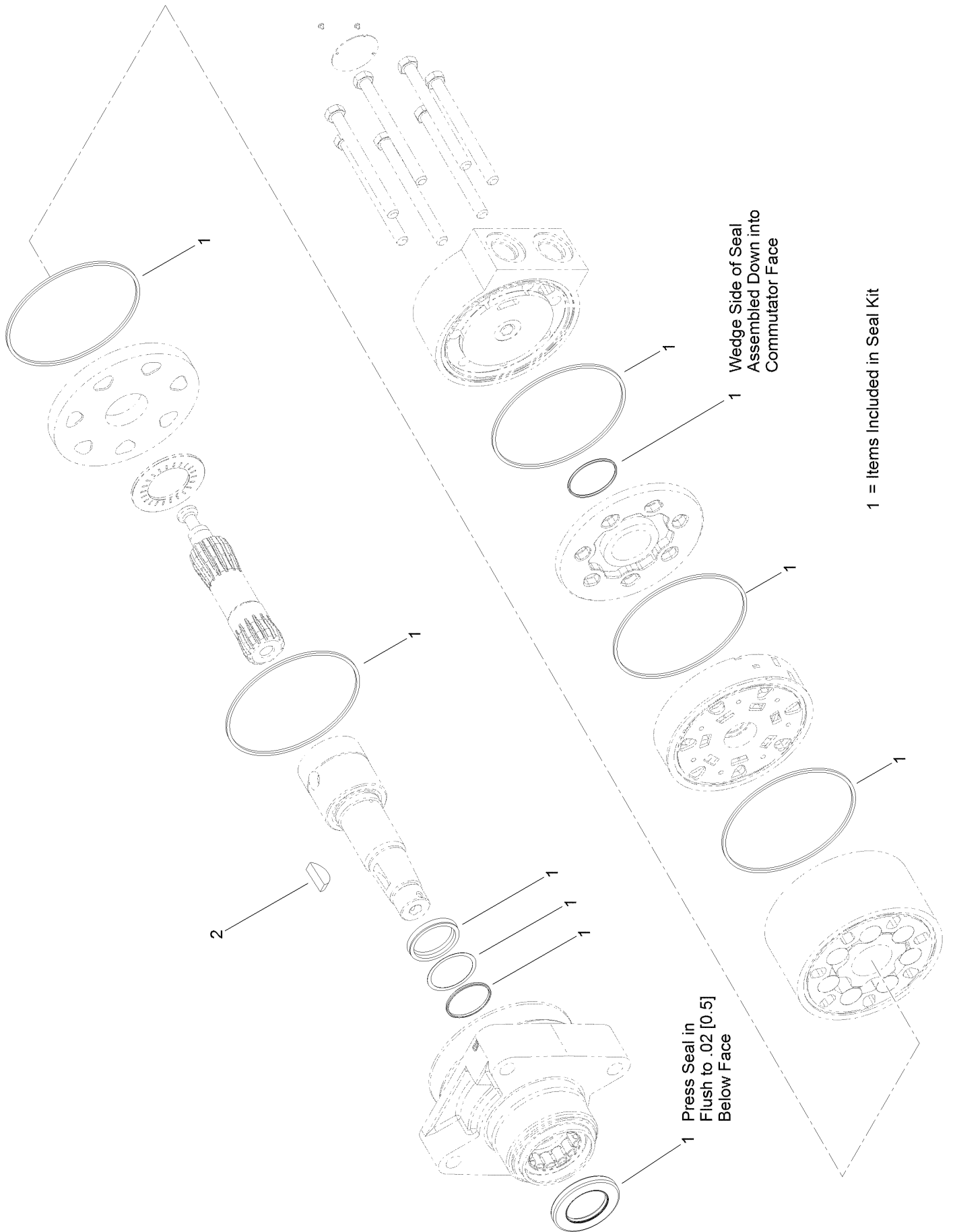
Track Assembly, Sprocket-Driven, RH No. 138-0795



Track Assembly, Sprocket-Driven, RH No. 138-0795 (continued)

<i>Ref.</i>	<i>Part Number</i>	<i>Qty.</i>	<i>Description</i>	<i>Ref.</i>	<i>Part Number</i>	<i>Qty.</i>	<i>Description</i>
1	138-4657	1	Frame-Track, RH	19	AU426-1232	1	Bolt
2	137-8807	1	Tensioner Wheel ASM	20	3256-39	2	Washer-Flat
3	137-8808	5	Road Wheel ASM, Cassette Seal	21	32121-24	2	Pin-Spring
4	33098-00	12	Washer-Flat	22	137-4650	1	Housing-Tensioner, RH
5	111-3484	12	Screw-HH	23	65-8770	2	Bushing-Bellcrank
6	138-0186	1	Track-Narrow	24	138-4681	1	Plate-Pivot
7	137-4619	1	Mount-Motor, RH	25	138-0247	1	Screw-Tensioner
8	138-0778	1	Motor-HYD	26	32151-77	1	Ring-Retaining, External
9	137-4614	2	Plate-Mounting, Wheelmotor	27	321-9	1	Screw-HH
11	137-4632	2	Plate-Ear, Inside	28	98-4799	1	Spacer
12	323-7	4	Screw-HH	29	32128-32	1	Nut-HHF
13	104-8301	4	Nut-HF, NI	30	127-9565	1	Spacer-Pivot
14	138-0238	1	Tensioner-Spring	31	137-4518	1	Pin-Pivot
15	130-1057	1	Pin-Tensioner	32	137-4645	1	Hub-Sprocket
16	138-0237	1	Spring-Compression	33	107-9319	1	Nut-Hex
17	138-0248	1	Guide-Tensioner	34	137-4643	2	Sprocket-18 Tooth
18	99-2659	1	Washer	35	3234-40	4	Screw-HF
				36	137-4653	6	Screw-HHF

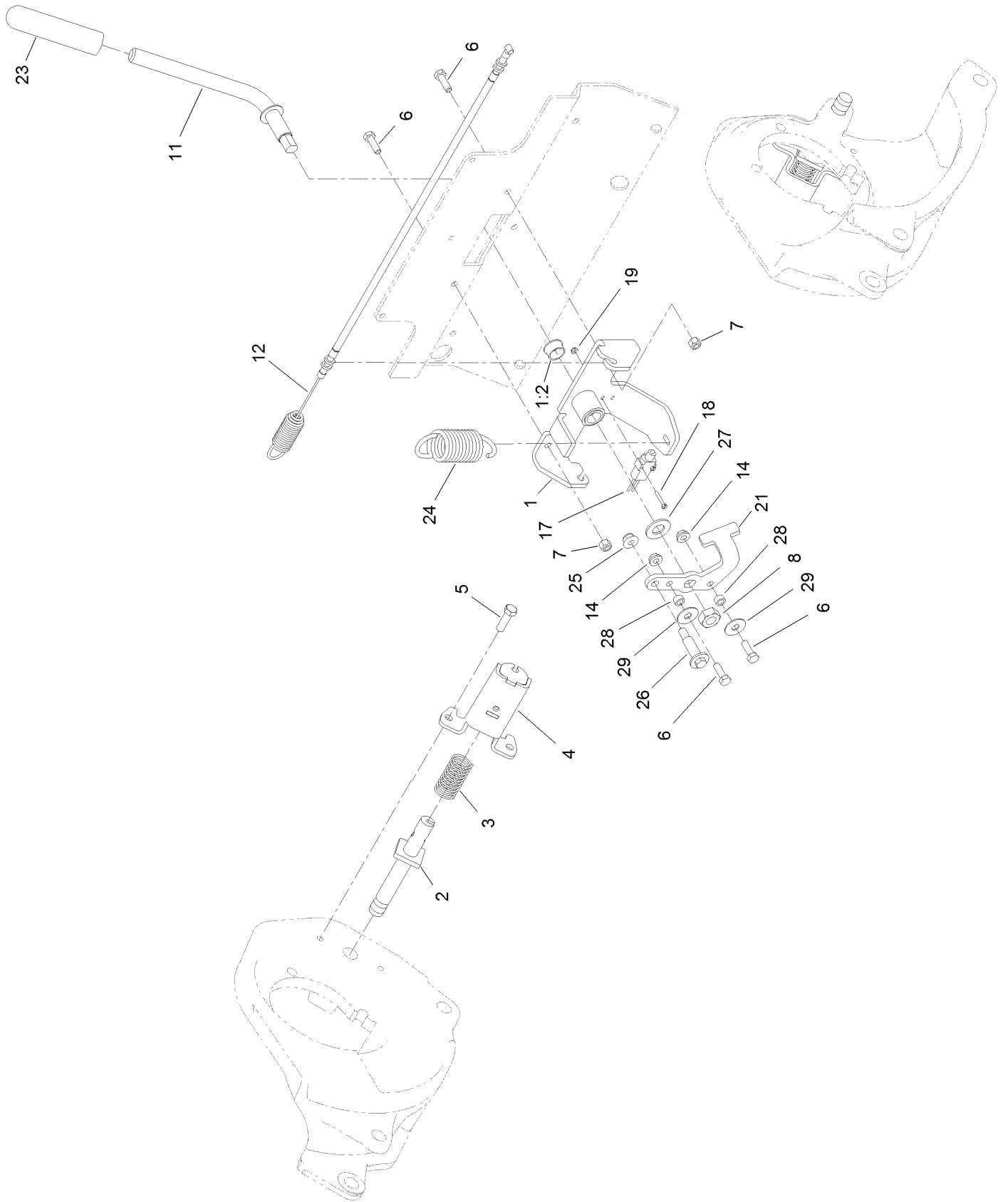
Hydraulic Motor Assembly No. 138-0778



Hydraulic Motor Assembly No. 138-0778 (continued)

<i>Ref.</i>	<i>Part Number</i>	<i>Qty.</i>	<i>Description</i>
1	137-1824	1	Seal Kit
2	3257-42	1	Key-Woodruff

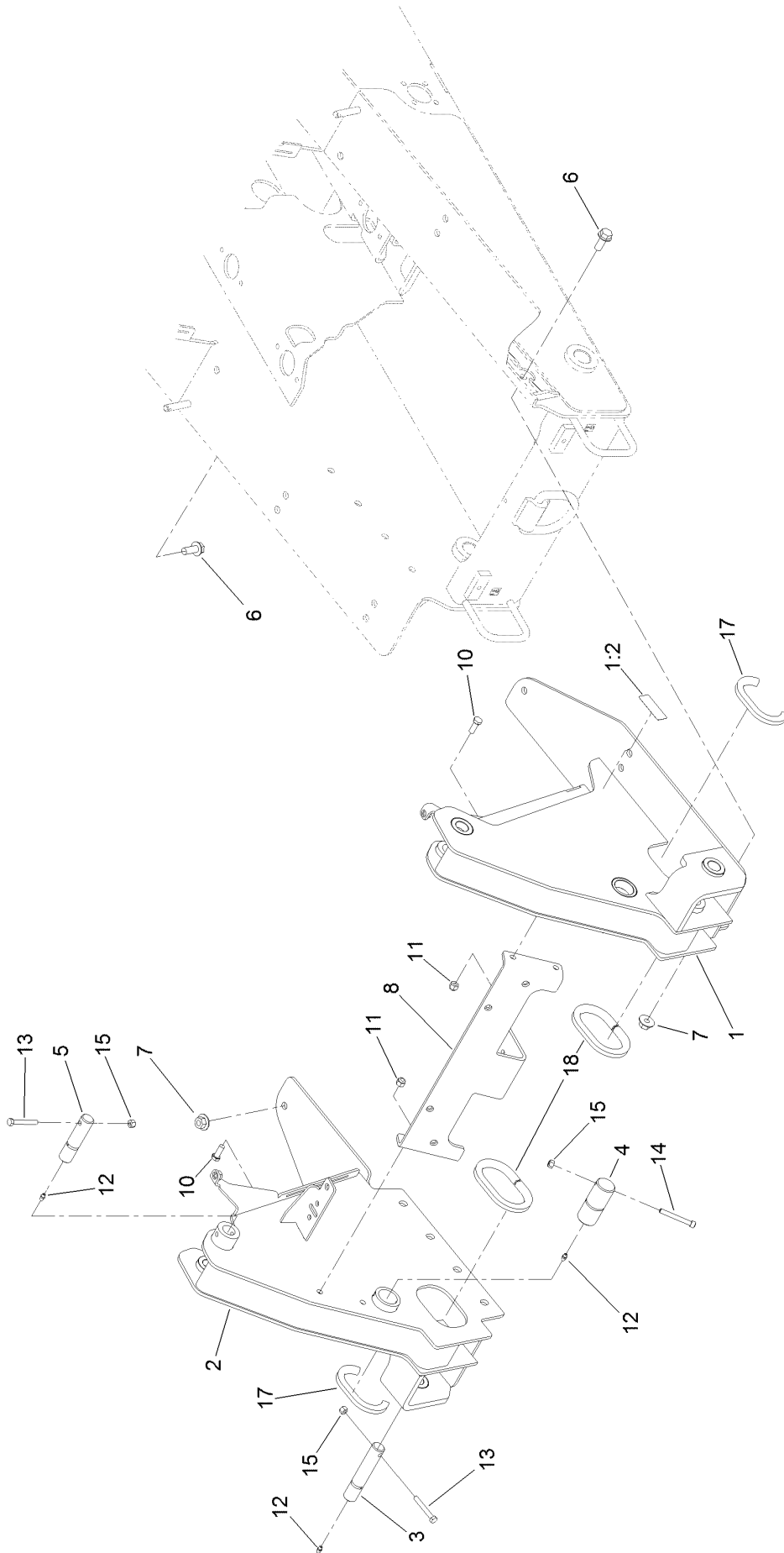
Brake Assembly



Brake Assembly (continued)

<i>Ref.</i>	<i>Part Number</i>	<i>Qty.</i>	<i>Description</i>	<i>Ref.</i>	<i>Part Number</i>	<i>Qty.</i>	<i>Description</i>
1	136-4798	1	Bracket-Brake	17	95-8900	1	Switch
1:2	256-252	2	Bearing-Flange	18	32105-9	2	Screw-HH
2	130-5278	2	Shaft	19	3296-9	2	Nut-Hex
3	125-0344	2	Spring-Compression	21	138-0205-03	1	Plate-Linkage, Brake
4	138-0173-03	2	Mount-Brake	23	110-1037	1	Grip-Handle
5	323-7	4	Screw-HH	24	136-4787	1	Spring-EXT
6	322-5	4	Screw-HH	25	104-8301	1	Nut-HF, NI
7	3296-29	2	Nut-Lock, NI	26	136-7198	1	Bolt-Shoulder
8	3296-33	1	Nut-Lock, NI	27	3256-27	1	Washer-Flat
11	133-0232	1	Lever-Brake	28	85-9120	2	Spacer-Pivot, Tilt
12	136-4789	2	Cable-Brake	29	52-2860	2	Washer
14	32128-20	2	Nut-HF				

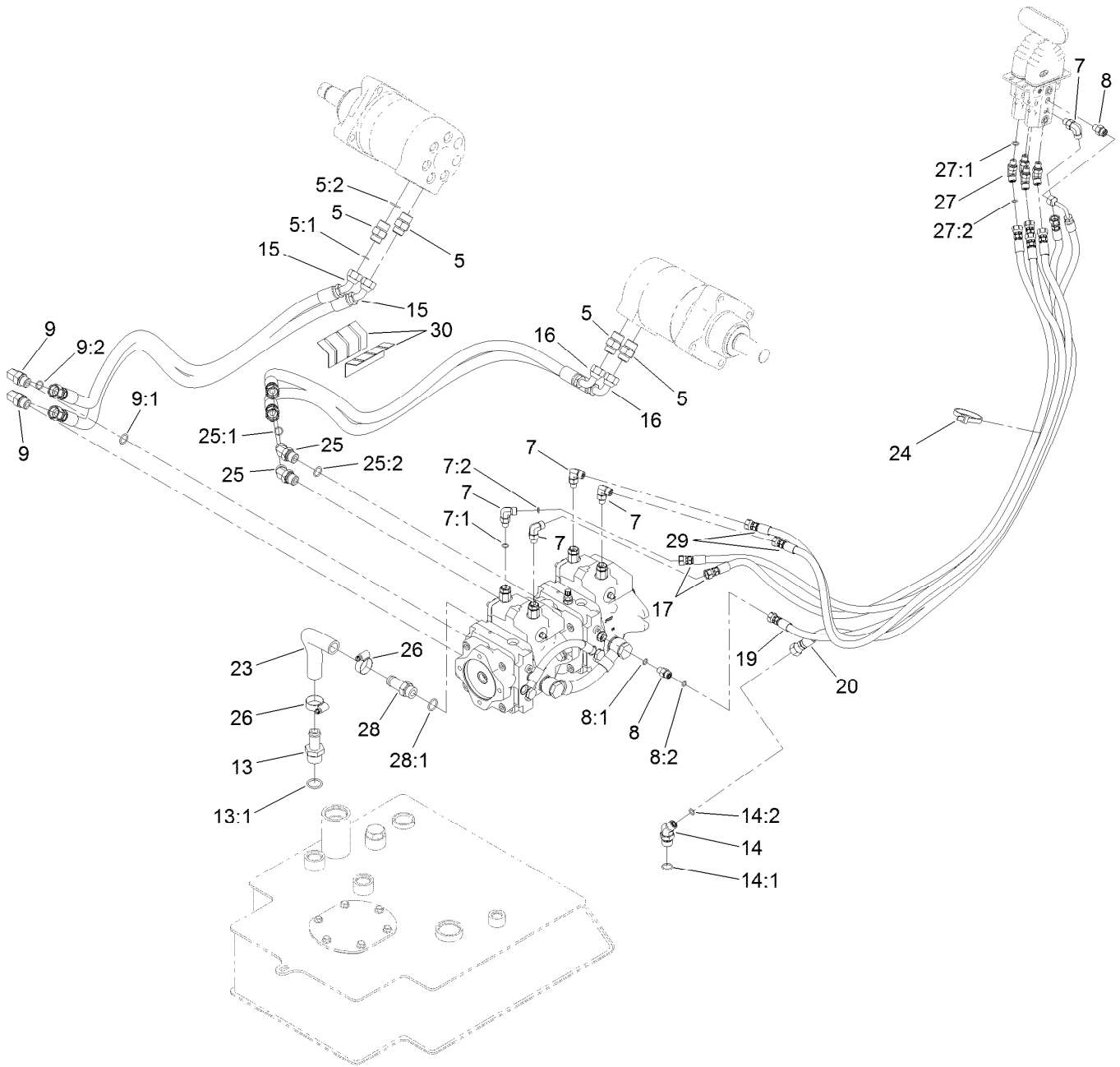
Front Tower Assembly



Front Tower Assembly (continued)

<i>Ref.</i>	<i>Part Number</i>	<i>Qty.</i>	<i>Description</i>	<i>Ref.</i>	<i>Part Number</i>	<i>Qty.</i>	<i>Description</i>
1	130-5323	1	Tower-Front, LH	10	AU426-616	4	Screw-HH
1:2	115-2047	1	Decal-Surface, Hot	11	3296-39	4	Nut-Lock, NI
2	130-5177-01	1	Tower, RH	12	302-5	6	Fitting-Grease
3	131-9201	2	Pin-HYD	13	322-11	4	Screw-HH
4	125-3748	2	Pin-Arm	14	3274-40	2	Screw-HSH
5	125-3695	2	Pin-Link	15	3296-29	6	Nut-Lock, NI
6	3234-38	18	Screw-HHF	17	133-8571	2	Trim-Seal
7	32128-52	18	Nut-Lock, Flange	18	133-8572	2	Trim-Seal
8	125-3667-03	1	Plate-Cross, Tower				

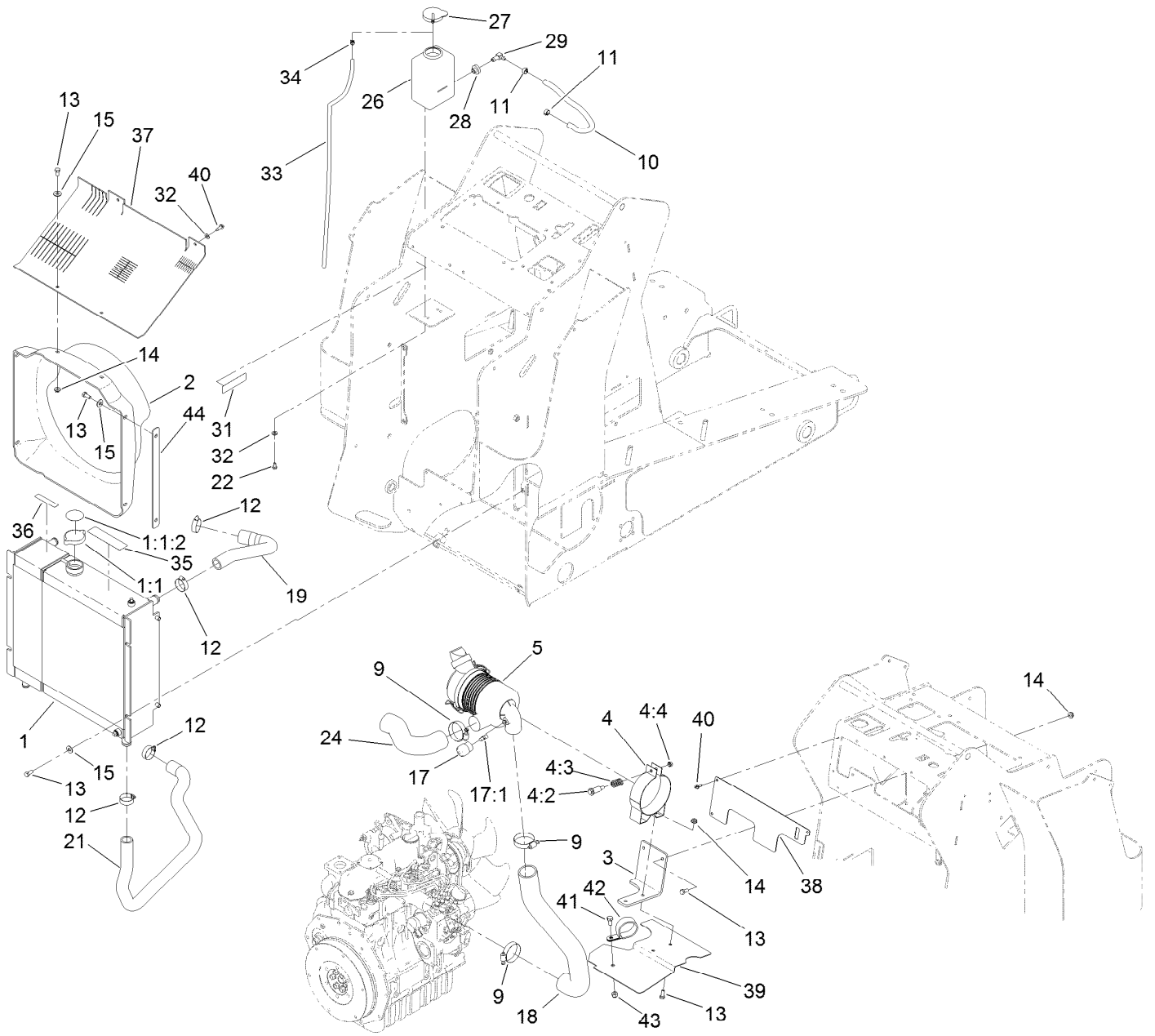
Hydraulic Hose Assembly



Hydraulic Hose Assembly (continued)

<i>Ref.</i>	<i>Part Number</i>	<i>Qty.</i>	<i>Description</i>	<i>Ref.</i>	<i>Part Number</i>	<i>Qty.</i>	<i>Description</i>
5	340-6	4	Fitting-Straight	16	130-7734	2	Hose-HYD
5:1	237-30	1	O-Ring	17	127-9622	2	Hose-HYD
5:2	237-80	1	O-Ring	19	127-9624	1	Hose-HYD
7	340-132	5	Fitting-Elbow, 90 DEG	20	127-9625	1	Hose-Return
7:1	237-78	1	O-Ring	23	133-0231	1	Hose-Return
7:2	237-21	1	O-Ring	24	3334-945	1	Tie-Cable
8	340-92	2	Fitting-Straight	25	340-101	2	Fitting-HYD, 45 DEG
8:1	237-78	1	O-Ring	25:1	237-30	1	O-Ring
8:2	237-21	1	O-Ring	25:2	237-79	1	O-Ring
9	340-98	2	Fitting-Elbow, 90 DEG	26	2412-129	2	Clamp-Hose
9:1	237-79	1	O-Ring	27	340-103	4	Fitting-HYD, 45 DEG
9:2	237-30	1	O-Ring	27:1	237-78	1	O-Ring
13	354-73	1	Fitting	27:2	237-21	1	O-Ring
13:1	237-81	1	O-Ring	28	354-136	1	Fitting-STR
14	340-138	1	Fitting-HYD, 45 DEG	28:1	237-80	1	O-Ring
14:1	237-79	1	O-Ring	29	127-9623	2	Hose-HYD
14:2	237-22	1	O-Ring	30	AU112950	2	Protector-Hose
15	133-0226	2	Hose-HYD				

Radiator and Air Cleaner Assembly

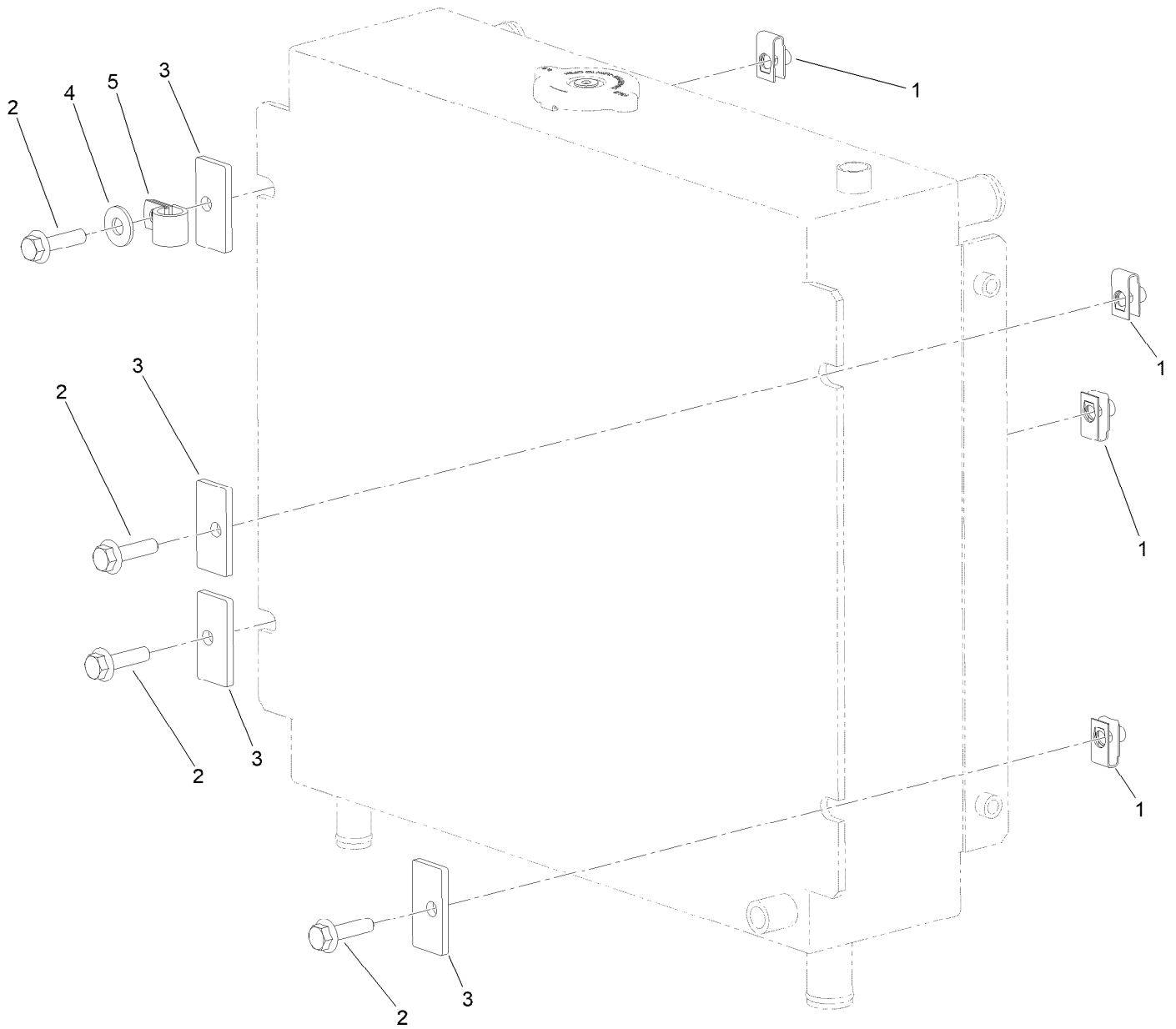


Radiator and Air Cleaner Assembly (continued)

<i>Ref.</i>	<i>Part Number</i>	<i>Qty.</i>	<i>Description</i>	<i>Ref.</i>	<i>Part Number</i>	<i>Qty.</i>	<i>Description</i>
1	131-8001	1	Cooling ASM	19	136-4552	1	Hose-Radiator
1:1	119-1430	1	Radiator Cap ASM	21	131-9153	1	Hose-Radiator, Lower
1:1:2	117-3276	1	Decal-Danger	22	321-2	2	Screw-HH
1:2	161-7280	1	Radiator Support Kit ●	24	130-0952	1	Hose-Air, Inlet
2	131-9256	1	Shroud-Fan	26	1-643163	1	Tank-Overflow
3	125-0377-03	1	Bracket	27	1-643164	1	Cap-Tank, Overflow
4	93-2191	1	Air Cleaner Mounting Band ASM	28	46-6560	1	Bushing
4:2	94-3653	1	Bolt	29	46-6550	1	Fitting-Elbow, 90 DEG
4:3	94-3654	1	Spring	31	115-4865	1	Decal-Fill, Radiator
4:4	48-9510	1	*obs* Nut	32	3256-22	5	Washer-Flat
5	93-2190	1	Air Cleaner ASM	33	108-6344	1	Hose-Fuel
9	2412-92	3	Clamp-Hose	34	2412-80	1	Clamp-Hose
10	112-2386	1	Hose-Fuel	35	93-7814	1	Decal-Danger
11	92-2379	2	Clamp-Hose	36	93-6681	1	Decal-Warning, Fan
12	2412-34	4	Clamp-Hose	37	131-9214	1	Guard-Air
13	322-3	14	Screw-HH	38	131-9215	1	Cover-Air
14	32128-20	6	Nut-HF	39	131-8013	1	Baffle-Heat
15	3256-3	10	Washer-Flat	40	32144-44	6	Screw-HWH, Thread Roll
17	104-3563	1	Indicator	41	323-4	1	Screw-HH
17:1	94-1416	1	Adapter-Indicator	42	2412-107	1	Clamp-R
18	131-9173	1	Hose-Intake, Engine	43	3296-39	1	Nut-Lock, NI
				44	138-0751-03	2	Plate-Shim

● Not illustrated

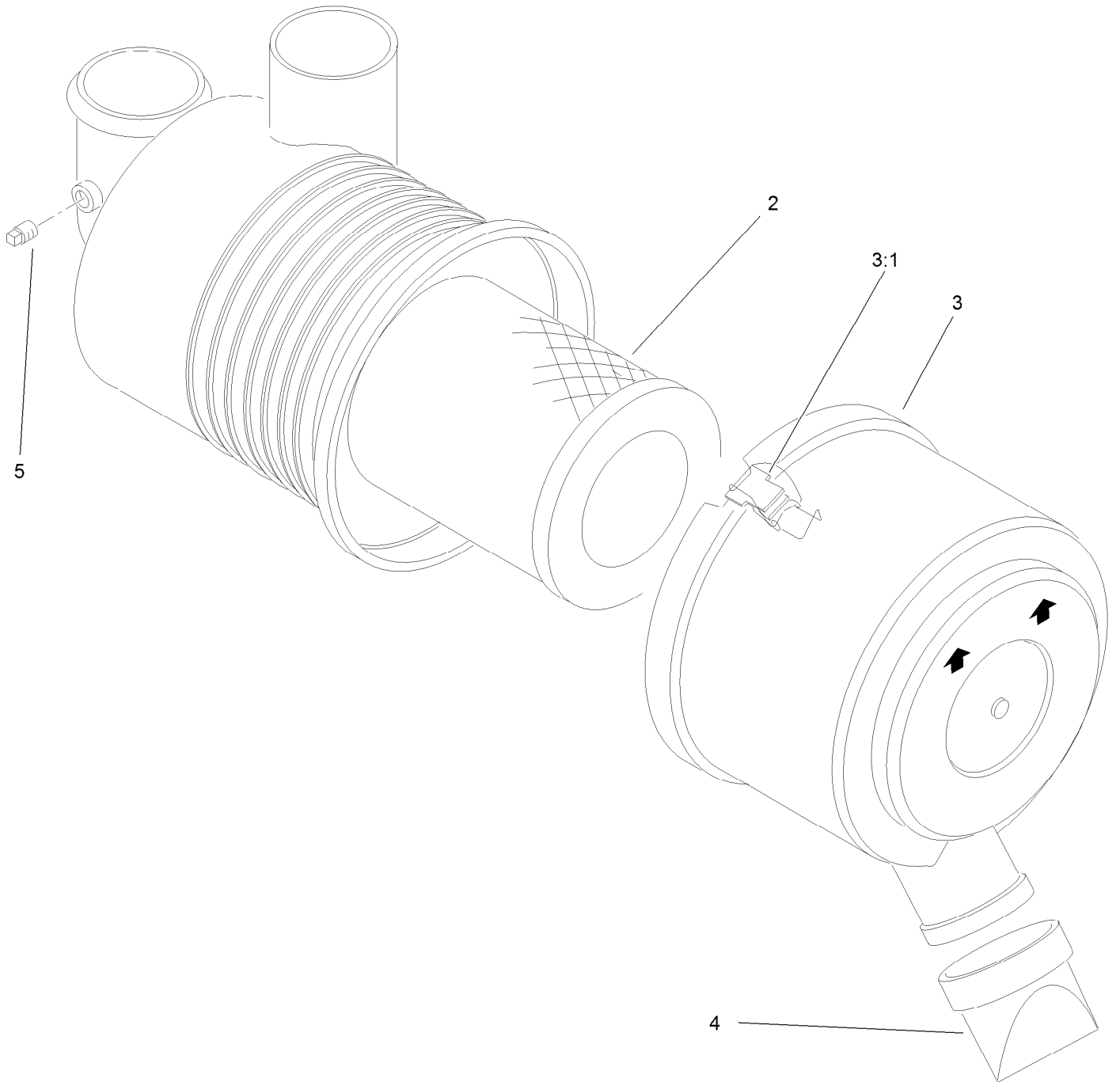
Radiator Support Kit Assembly No. 161-7280



Radiator Support Kit Assembly No. 161-7280 (continued)

<i>Ref.</i>	<i>Part Number</i>	<i>Qty.</i>	<i>Description</i>	<i>Ref.</i>	<i>Part Number</i>	<i>Qty.</i>	<i>Description</i>
1	115-7721	4	Nut-Clip, U	4	3256-3	1	Washer-Flat
2	132-3837	4	Screw-HHF	5	92-6064	1	Clamp-R
3	161-7293-03	4	Washer-Square				

Air Cleaner Assembly No. 93-2190

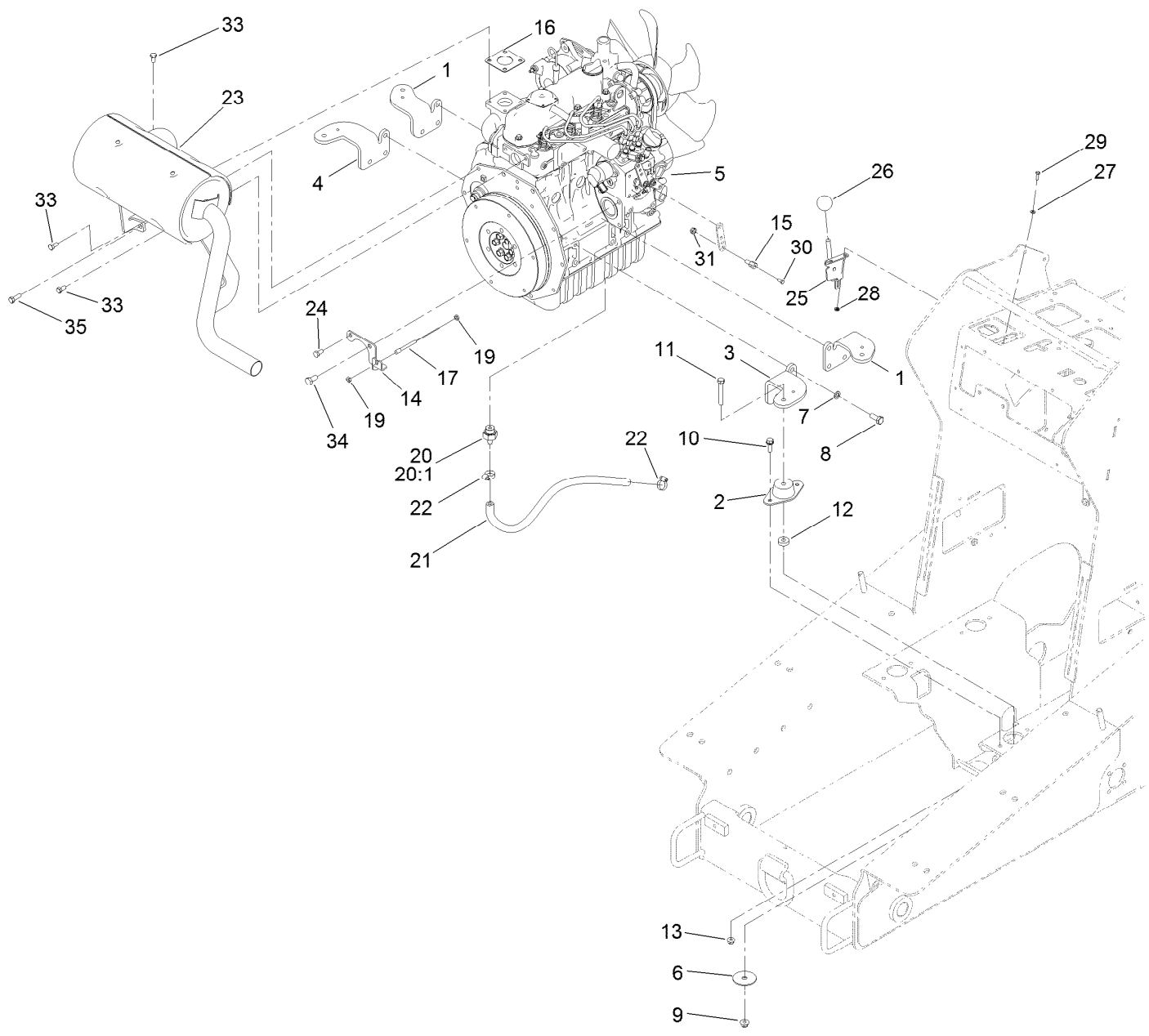


Air Cleaner Assembly No. 93-2190 (continued)

<i>Ref.</i>	<i>Part Number</i>	<i>Qty.</i>	<i>Description</i>
2	108-3811	1	Filter-Air V-Twin HD
3	94-3652	1	Cover ASM
3:1	1-643283	2	Latch-Cleaner, Air

<i>Ref.</i>	<i>Part Number</i>	<i>Qty.</i>	<i>Description</i>
4	87-9400	1	Valve-Vacuator
5	285-17	1	Plug-Pipe

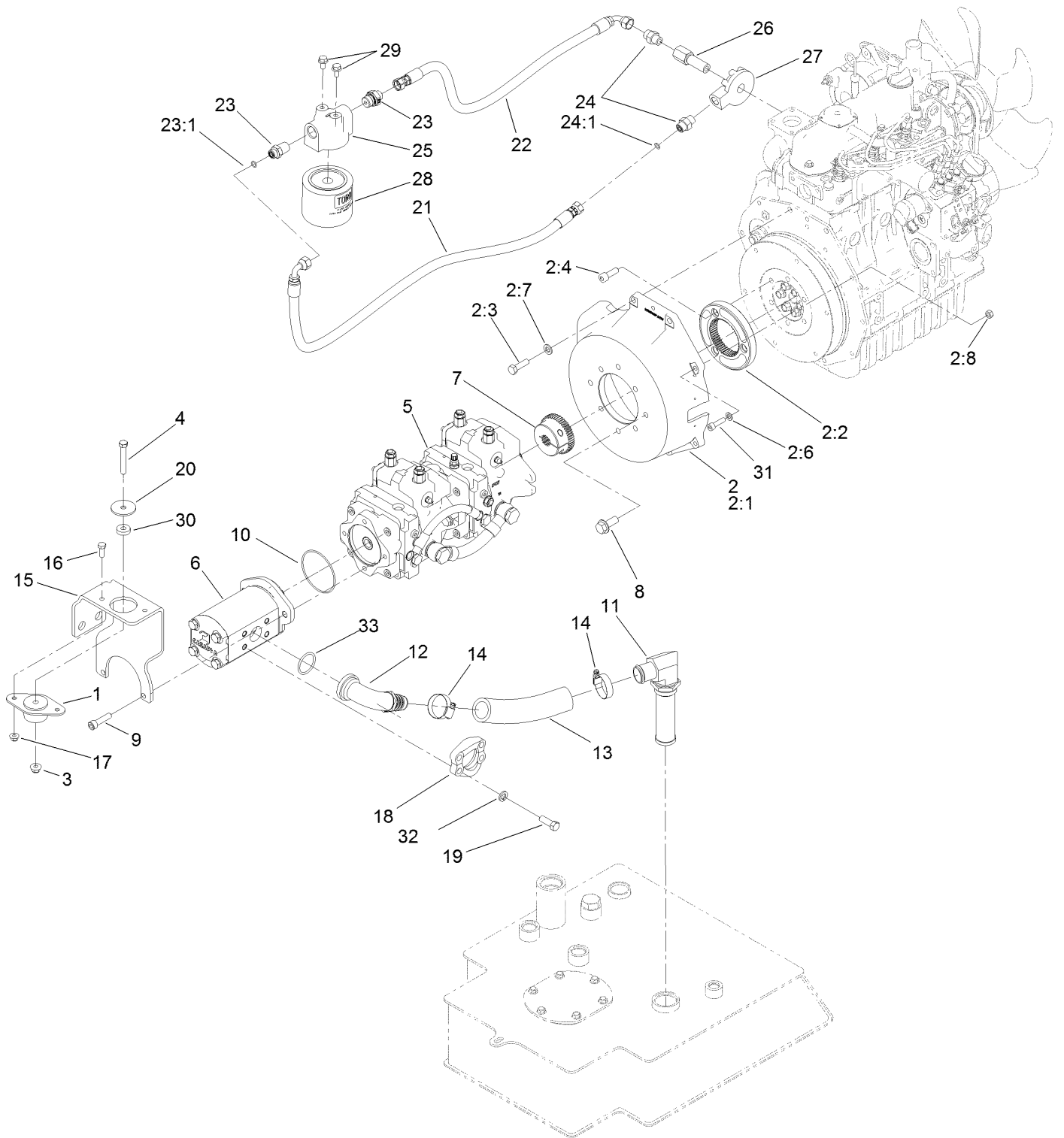
Engine Mount and Muffler Assembly



Engine Mount and Muffler Assembly (continued)

<i>Ref.</i>	<i>Part Number</i>	<i>Qty.</i>	<i>Description</i>	<i>Ref.</i>	<i>Part Number</i>	<i>Qty.</i>	<i>Description</i>
1	115-8066-03	2	Mount-Engine	19	3220-1	2	Nut-Jam
2	121-9076	4	Mount-Engine	20	114-8587	1	Fitting-Hose
3	115-8068-03	1	Mount-Engine LH	20:1	98-9399	1	Gasket
4	115-8063-03	1	Mount-Engine, RH	21	92-7424	1	Hose-Overflow, Radiator
5	130-7727	1	Engine ASM	22	2412-36	2	Clamp-Hose
6	87-5100	4	Washer-Snubbing	23	130-7732	1	Muffler-Diesel
7	48-9590	12	Washer-Lock	24	33114-016	1	Screw-HH
8	43-0090	12	Screw-HH	25	108-9730	1	Lever-Control
9	104-8301	4	Nut-HF, NI	26	233-42	1	Knob
10	3234-29	8	Screw-HHF	27	3256-51	2	Washer-Flat
11	323-12	4	Screw-HH	28	32149-7	2	Nut-Keps
12	62-6660	4	Spacer	29	3290-134	2	Screw
13	104-8300	8	Nut-HF, NI	30	25-8640	1	Screw-HH
14	130-1148-03	1	Bracket-Throttle	31	3296-20	1	Nut-Lock, NI
15	98-9311	1	Swivel-Throttle	33	33104-020	6	Screw-HHF
16	99-8343	1	Gasket-Muffler	34	63-7790	1	Screw-Cap
17	130-7743	1	Cable-Throttle	35	99-5131	1	Bolt

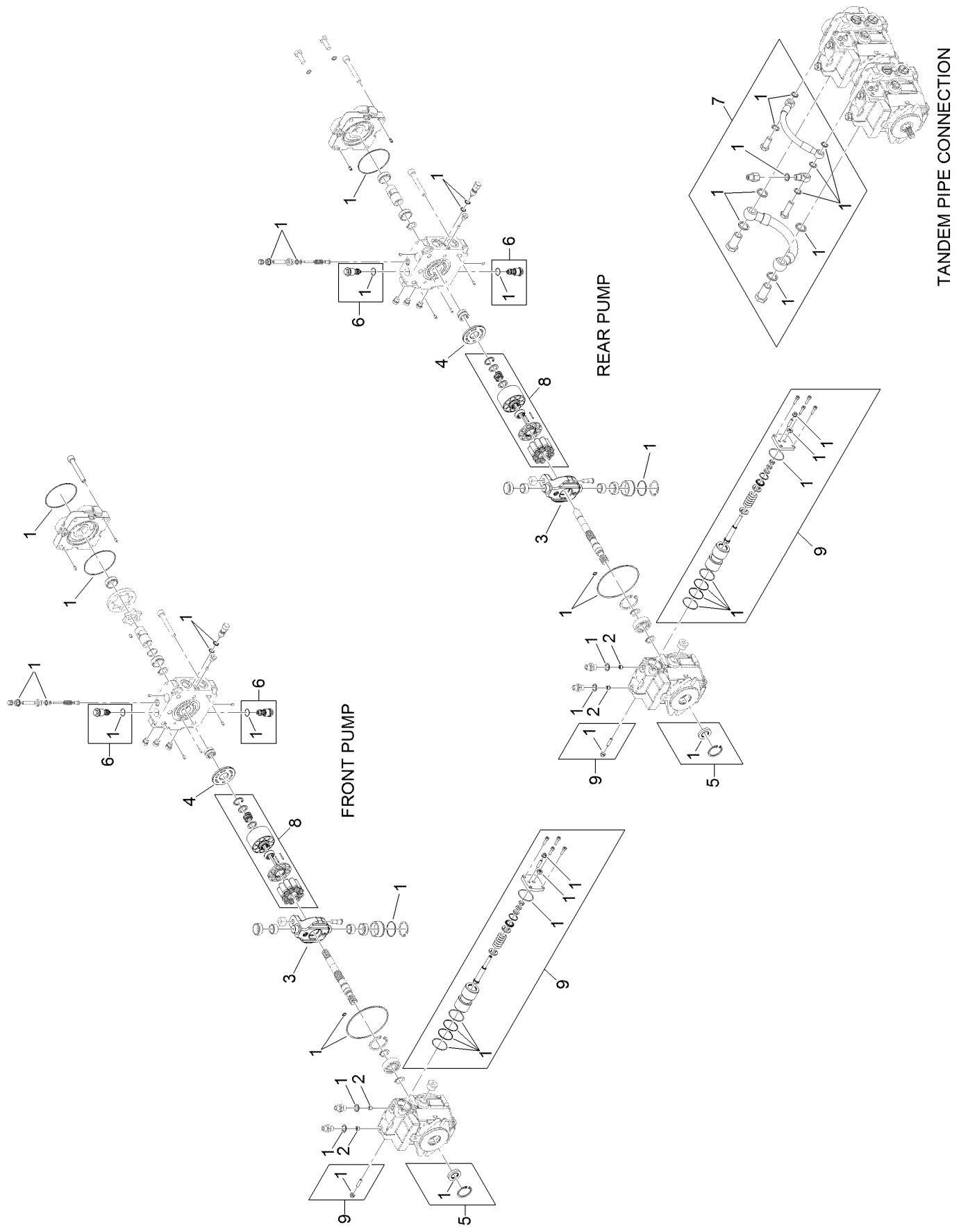
Tandem Pump and Gear Pump Assembly



Tandem Pump and Gear Pump Assembly (continued)

<i>Ref.</i>	<i>Part Number</i>	<i>Qty.</i>	<i>Description</i>	<i>Ref.</i>	<i>Part Number</i>	<i>Qty.</i>	<i>Description</i>
1	121-9076	1	Mount-Engine	15	125-3736-03	1	Plate-Support, Pump
2	130-7728	1	Mount-Pump	16	322-4	2	Screw-HH
2:1	130-7724	1	Housing-Pump Mount	17	104-8300	2	Nut-HF, NI
2:2	125-1179	1	Flange-Coupler	18	136-5794	2	Flange
2:3	56-2140	2	Screw-HH	19	324-5	4	Screw-HH
2:4	108-1420	3	Screw-HSH	20	63-7400	1	Washer-Rebound
2:6	115-7370	4	Washer-Plain	21	130-7717	1	Hose-HYD
2:7	33095-00	2	Washer-Flat	22	130-7719	1	Hose-HYD
2:8	33014-00	1	Nut-Hex	23	136-5838	2	Fitting-HYD
3	104-8301	1	Nut-HF, NI	23:1	237-22	1	O-Ring
4	323-12	1	Screw-HH	24	130-7716	2	Fitting-HYD
5	121-4593	1	Pump-Tandem	24:1	237-22	1	O-Ring
6	130-7731	1	Pump-Gear	25	130-7588	1	Base-Filter
7	130-7725	1	Hub-Pump	26	130-7587	1	Pipe-Joint
8	3234-38	2	Screw-HHF	27	130-7586	1	Base-Filter
9	09718	2	Screw-Sh	28	104-5169	1	Filter-Oil
10	237-161	1	O-Ring	29	33104-020	2	Screw-HHF
11	130-7582	1	Strainer-Suction	30	62-6660	1	Spacer
12	112-7374	1	Fitting	31	131-0197	4	Screw-HSH
13	130-7561	1	Hose-Suction	32	3253-6	4	Washer-Lock
14	2412-111	2	Clamp-Hose, W/Liner	33	115-5420	1	O-Ring

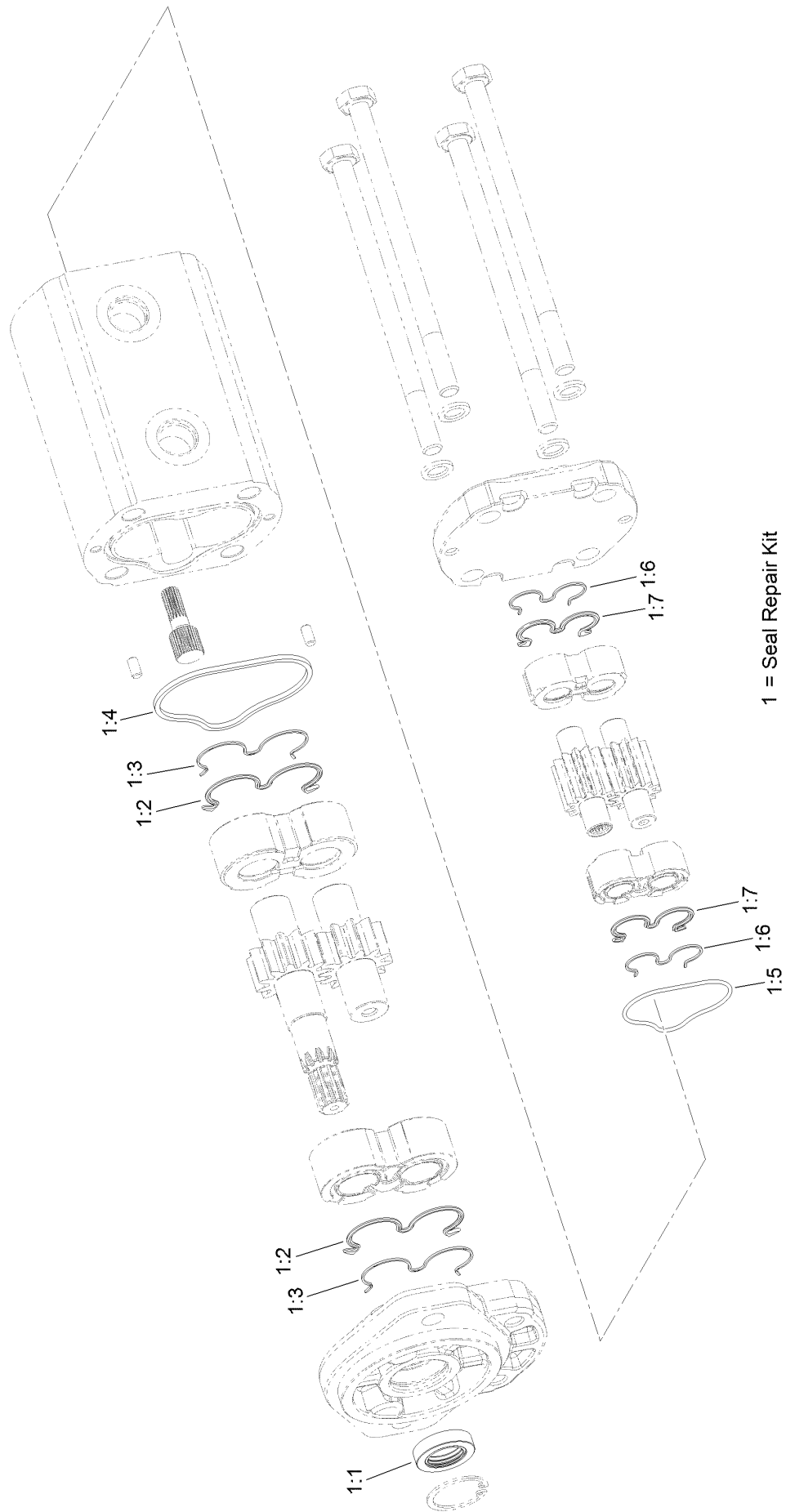
Tandem Pump Assembly No. 121-4593



Tandem Pump Assembly No. 121-4593 (continued)

<i>Ref.</i>	<i>Part Number</i>	<i>Qty.</i>	<i>Description</i>	<i>Ref.</i>	<i>Part Number</i>	<i>Qty.</i>	<i>Description</i>
1	132-6041	2	Seal Kit	6	132-6046	4	High Pressure Relief Valve Kit
2	132-6042	4	Spacer-Jet	7	132-6047	1	Tandem Connection Pipe Kit
3	132-6043	2	Plate-Swash	8	132-6048	2	Rotating Group Kit
4	132-6044	1	Plate-Valve	9	132-6049	2	HYD Servo Control Kit
5	132-6045	1	Shaft Seal Kit				

Gear Pump Assembly No. 130-7731

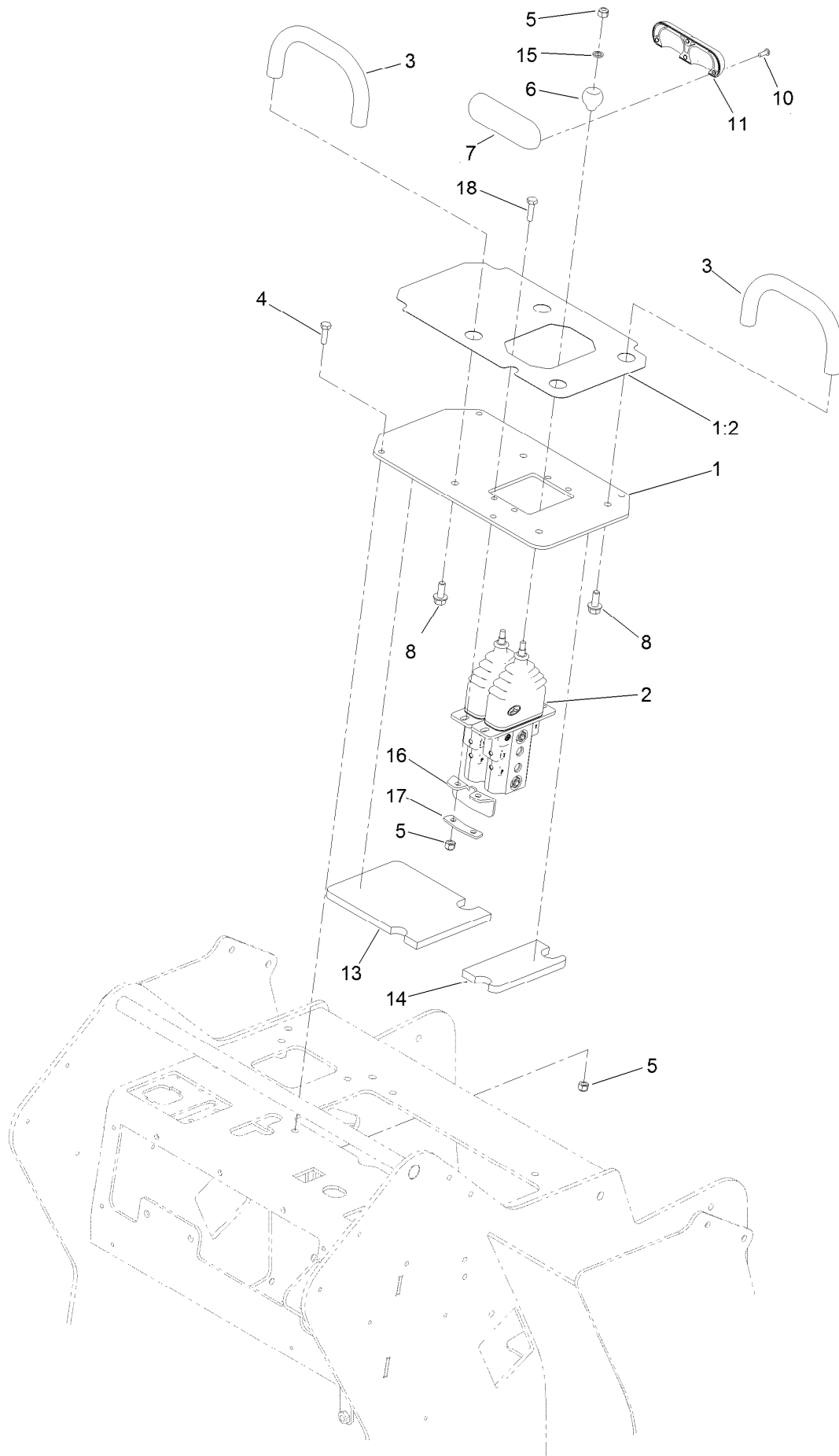


Gear Pump Assembly No. 130-7731 (continued)

<i>Ref.</i>	<i>Part Number</i>	<i>Qty.</i>	<i>Description</i>	<i>Ref.</i>	<i>Part Number</i>	<i>Qty.</i>	<i>Description</i>
1	132-6028	1	Seal Kit	1:4		1	Seal-Square ●
1:1		1	Seal-Shaft ●	1:5		1	O-Ring ●
1:2		2	Seal-Gear ●	1:6		2	Ring-Backup ●
1:3		2	Ring-Backup ●	1:7		2	Seal-Gear, Rear ●

● Not serviced separately

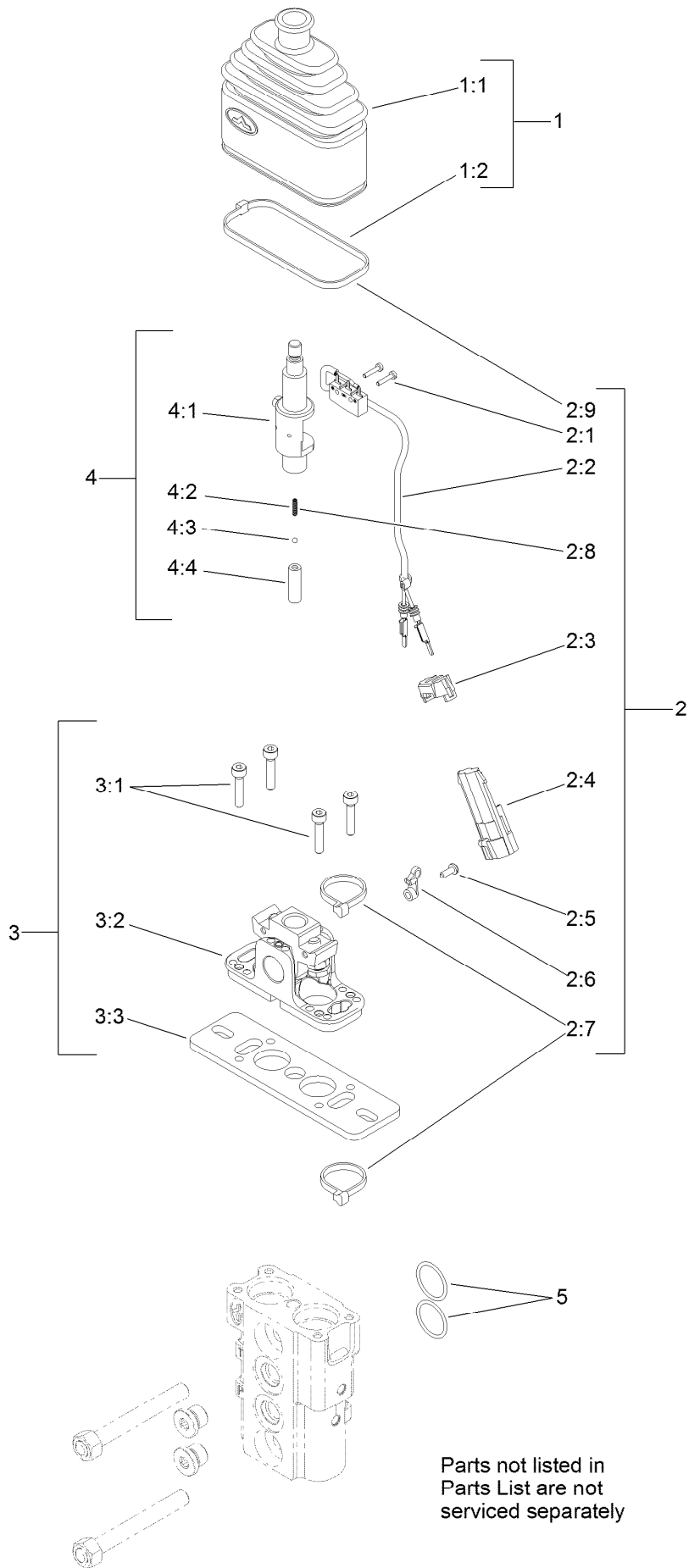
Control Valve and Reference Bar Assembly



Control Valve and Reference Bar Assembly (continued)

<i>Ref.</i>	<i>Part Number</i>	<i>Qty.</i>	<i>Description</i>	<i>Ref.</i>	<i>Part Number</i>	<i>Qty.</i>	<i>Description</i>
1	130-5321	1	Plate-Control	10	94-6961	4	Screw
1:2	131-0708	1	Decal-Control Panel	11	131-9162	1	Handle-Traction
2	125-3704	1	Valve-Control	13	132-8414	1	Foam-Shield, Heat
3	112-2620	2	Bar-Reference	14	132-8415	1	Foam-Shield, Heat
4	321-5	6	Screw-HH	15	75-5470	2	Spacer-Bearing
5	3296-42	10	Nut-Lock, NI	16	133-1642	1	Cover-Rubber
6	130-7723	2	Ball-Traction	17	133-1641	1	Plate-Clamp
7	130-7692	1	Handle-Control	18	321-6	2	Screw-HH
8	3234-5	4	Screw-HHF				

Control Valve Assembly No. 125-3704



Control Valve Assembly No. 125-3704 (continued)

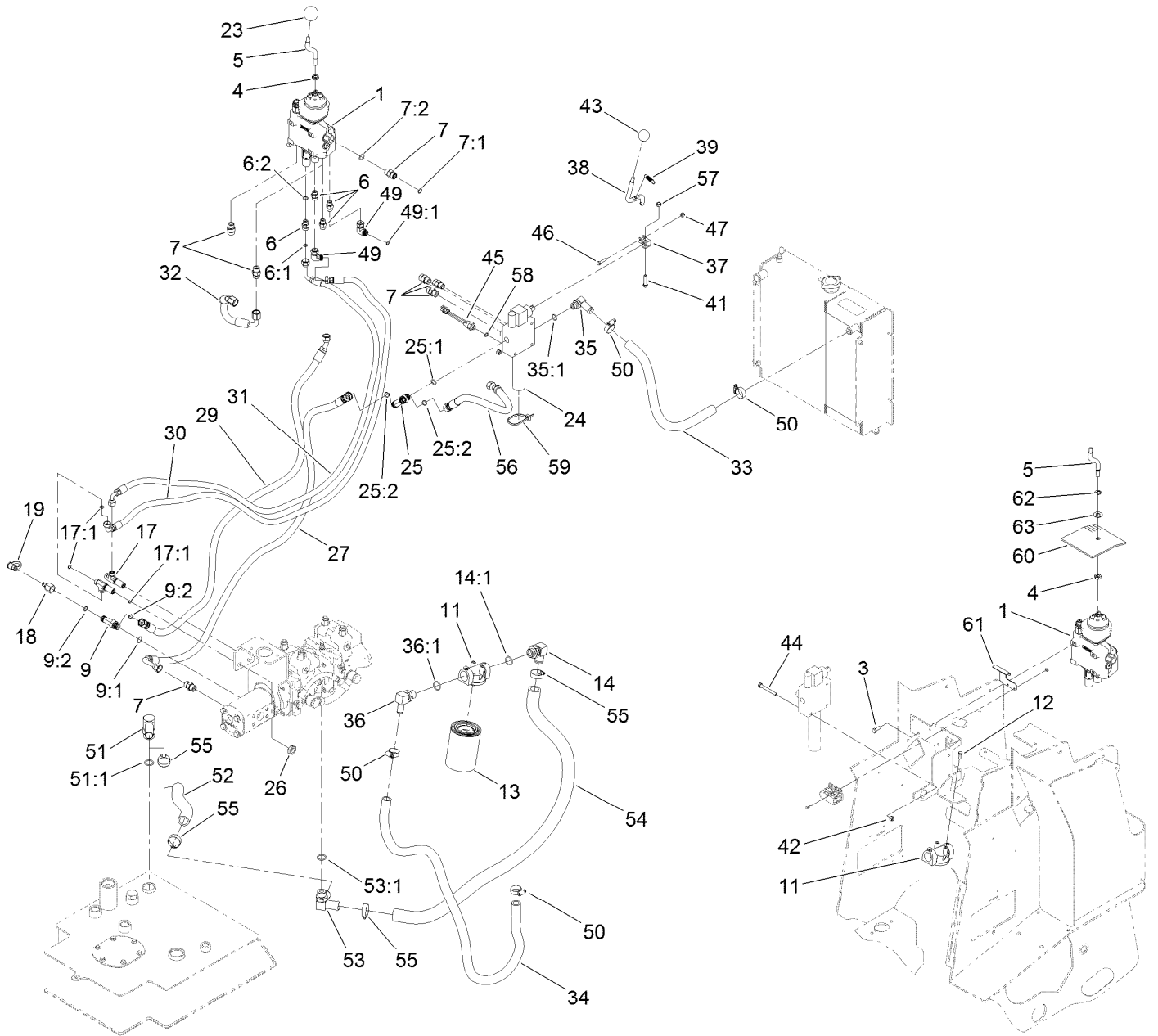
<i>Ref.</i>	<i>Part Number</i>	<i>Qty.</i>	<i>Description</i>
1	132-6034	2	Bellow Kit
1:1		1	Bellow-Rubber ■
1:2		1	Tie-Cable ■
2	132-6035	2	Limit Switch Kit
2:1		2	Screw ■
2:2		1	Cable ■
2:3		1	Fairlead ■
2:4		1	Connector ■
2:5		1	Screw ■
2:6		1	Tie-Wire ■
2:7		2	Tie-Cable ■
2:8		1	Spring ■●

<i>Ref.</i>	<i>Part Number</i>	<i>Qty.</i>	<i>Description</i>
2:9		1	Tie-Cable ■
3	132-6036	2	Fulcrum Kit
3:1		4	Screw ■
3:2		1	Support Kit ■
3:3		1	Plate-Mounting ■
4	132-6037	2	Switch Holder Lever Kit
4:1		1	Lever-Holder, Switch ■
4:2		1	Spring-Return ■
4:3		1	Sphere ■
4:4		1	Holder-Spring ■
5	100-7246	2	O-Ring

● Not illustrated

■ Not serviced separately

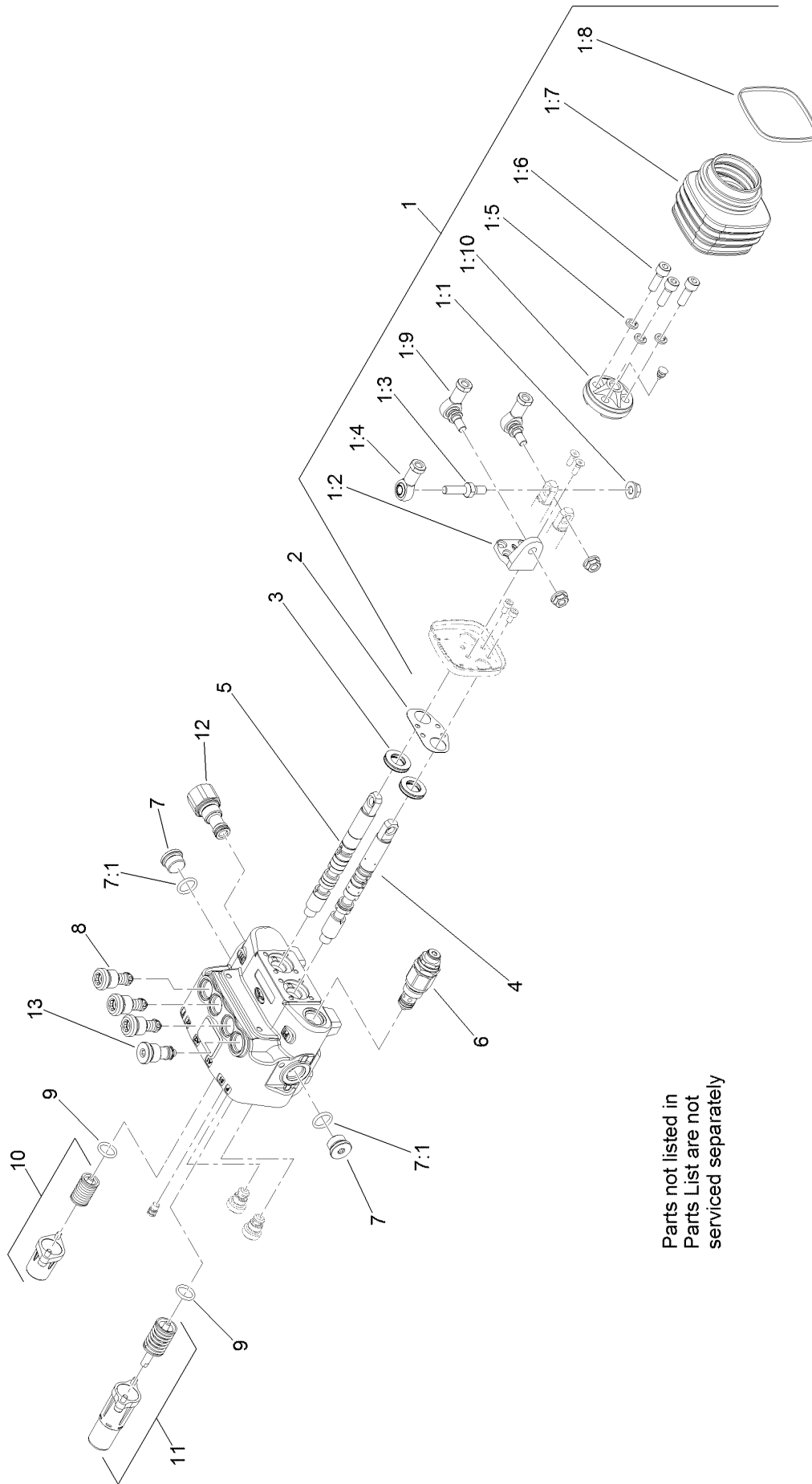
2-Spool Valve and Auxiliary Valve Assembly



2-Spool Valve and Auxiliary Valve Assembly (continued)

<i>Ref.</i>	<i>Part Number</i>	<i>Qty.</i>	<i>Description</i>	<i>Ref.</i>	<i>Part Number</i>	<i>Qty.</i>	<i>Description</i>
1	130-7710	1	2 Spool Valve ASM	34	130-7566	1	Hose-Return
3	322-4	3	Screw-HH	35	353-954	1	Fitting-Elbow, 90
4	51-2070	1	Nut	35:1	237-79	1	O-Ring
5	131-8025	1	Shaft-Handle, Lift/Tilt	36	353-987	1	Fitting-Elbow, 90
6	340-2	4	Fitting-Straight	36:1	237-81	1	O-Ring
6:1	237-22	1	O-Ring	37	133-0235	1	Bracket-Auxiliary
6:2	237-42	1	O-Ring	38	131-9277	1	Handle ASM
7	340-4	7	Fitting-Straight	39	114-0249	1	Spring-Extension
7:1	237-30	1	O-Ring	41	33114-035	1	Screw-HH
7:2	237-79	1	O-Ring	42	3296-29	3	Nut-Lock, NI
9	340-109	1	Fitting-Tee	43	233-42	1	Knob
9:1	237-79	1	O-Ring	44	322-13	3	Screw-HH
9:2	237-30	2	O-Ring	45	72-4310	1	Switch-Ball
11	92-5821	1	Head-Filter	46	119-2309	1	Bolt-Shldr,HH
12	321-4	2	Screw-HH	47	3296-42	1	Nut-Lock, NI
13	86-3010	2	Filter-Oil	49	340-159	2	Elbow-90
14	100-4202	1	Fitting-90	49:1	237-22	2	O-Ring
14:1	237-81	1	O-Ring	50	2412-129	4	Clamp-Hose
17	340-68	2	Fitting-Tee, Bulkhead	51	56-9530	1	Fitting-HYD, 90 DEG
17:1	237-22	3	O-Ring	51:1	237-117	1	O-Ring
18	100-5616	1	Fitting	52	127-9627	1	Hose-Suction
19	354-79	1	Cap-Dust	53	AU375462A1	1	Connector
23	233-21	1	Knob	53:1	237-81	1	O-Ring
24	136-4538	1	Double Detent Valve ASM	54	127-9626	1	Hose-Return
25	340-157	1	Fitting-HYD, Tee	55	2412-34	4	Clamp-Hose
25:1	237-79	1	O-Ring	56	120-0880	1	Hose-HYD
25:2	237-30	2	O-Ring	57	33024-00	1	Nut-Lock, NI
26	340-70	4	Nut-Lock	58	237-42	1	O-Ring
27	127-9629	1	Hose-HYD	59	3290-378	2	Tie-Cable
29	127-9631	1	Hose-HYD	60	131-8011	1	Deflector-Air
30	127-9632	1	Hose-HYD	61	131-8012	1	Bracket-Deflector
31	130-7597	1	Hose-HYD	62	32151-68	1	Ring-Retaining
32	127-9634	1	Hose-Return	63	110-6894	1	Washer-Pivot
33	130-7565	1	Hose-Return				

2-Spool Valve Assembly No. 130-7710

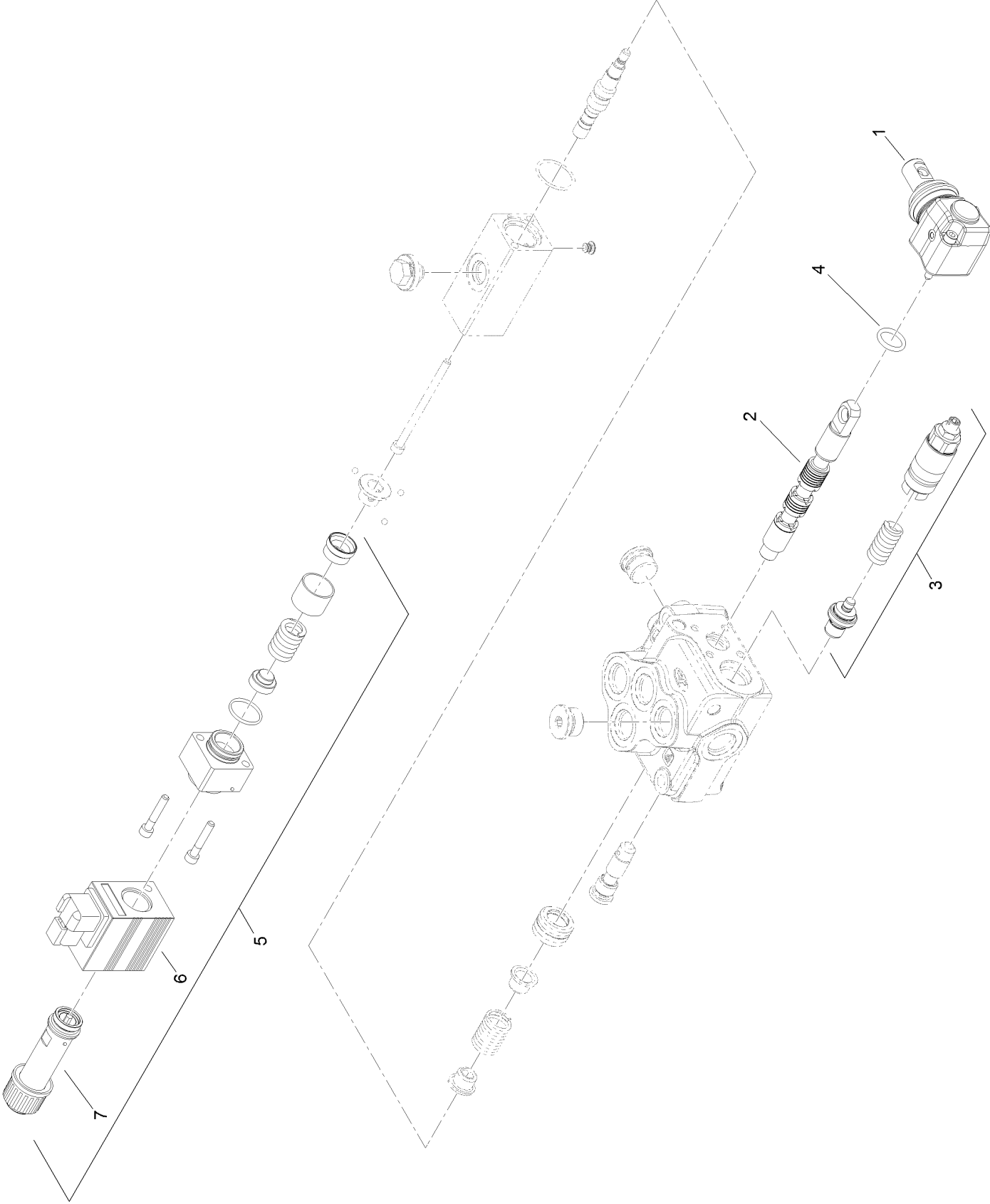


Parts not listed in
Parts List are not
serviced separately

2-Spool Valve Assembly No. 130-7710 (continued)

<i>Ref.</i>	<i>Part Number</i>	<i>Qty.</i>	<i>Description</i>	<i>Ref.</i>	<i>Part Number</i>	<i>Qty.</i>	<i>Description</i>
1	106-7724	1	Joystick Kit	3	106-7738	2	Seal-Valve, Spool
1:1	98-0668	3	Nut	4	106-7737	1	Spool-Valve
1:2	106-7726	1	Pivot-Joystick	5	106-7736	1	Spool-Valve
1:3	106-7727	1	Pin-Joystick	6	132-6031	1	Valve-Relief, Main
1:4	106-7728	1	End-Rod	7	353-988	2	Plug-Hex
1:5	42-9850	3	Washer-Lock, Spring	7:1	237-79	1	O-Ring
1:6	98-5828	3	Screw-HSH	8	106-7734	3	Valve-Relief
1:7	106-7729	1	Bellow-Rubber	9	106-7719	2	Seal-Valve
1:8	3290-379	1	Tie-Cable	10	106-7732	1	Valve Spring Kit
1:9	106-7730	2	Joint-Joystick	11	106-7733	1	Detent Spring Kit
1:10	106-7731	1	Holder-Articulated	12	132-6032	1	Joint-SAE 8
2	106-7725	1	Seal-Joystick	13	132-6033	1	Plug

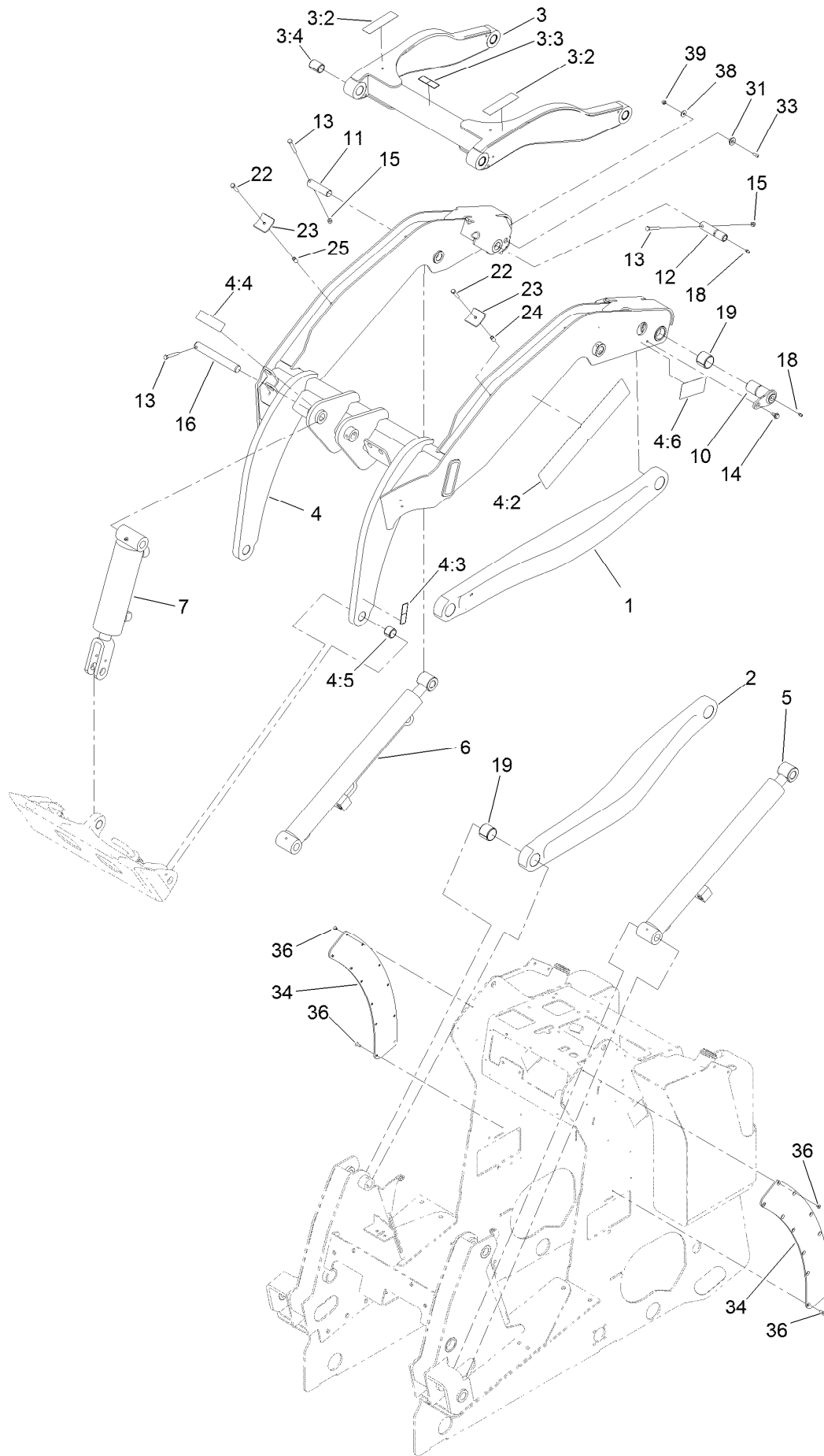
Double Detent Valve Assembly No. 136-4538



Double Detent Valve Assembly No. 136-4538 (continued)

<i>Ref.</i>	<i>Part Number</i>	<i>Qty.</i>	<i>Description</i>	<i>Ref.</i>	<i>Part Number</i>	<i>Qty.</i>	<i>Description</i>
1	132-6038	1	Lever Kit (With Screws)	5	136-5810	1	Spring/Coil Valve Kit
2	114-8624	1	Valve-Spool	6	136-5811	1	Coil-Valve
3	132-6039	1	Valve-Relief	7	136-5812	1	Valve-Tube, Pull
4	106-7719	2	Seal-Valve				

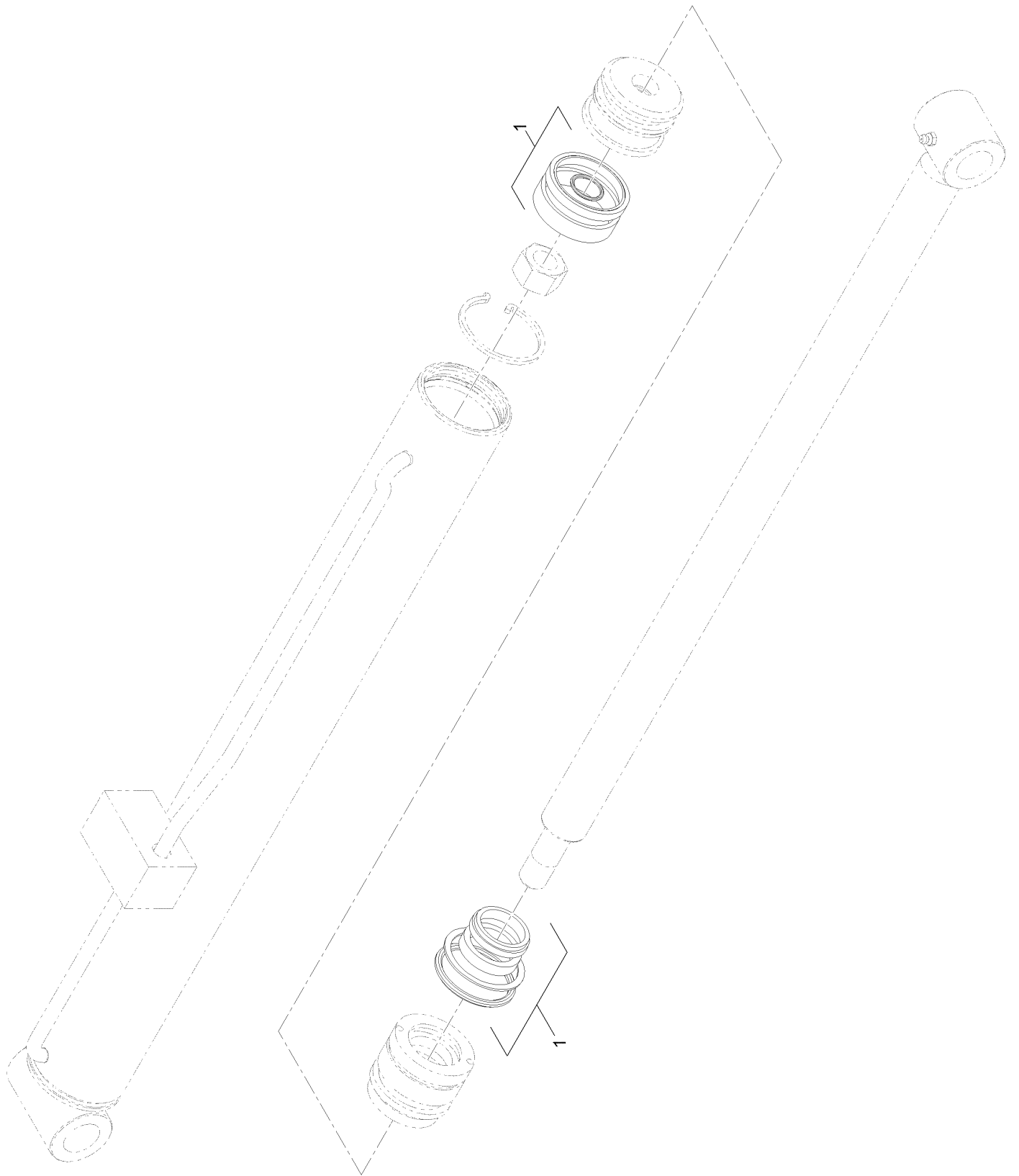
Loader Arm Assembly



Loader Arm Assembly (continued)

<i>Ref.</i>	<i>Part Number</i>	<i>Qty.</i>	<i>Description</i>	<i>Ref.</i>	<i>Part Number</i>	<i>Qty.</i>	<i>Description</i>
1	130-5151-03	1	Link-Lower, LH	12	125-3695	2	Pin-Link
2	130-5153-03	1	Link-Lower, RH	13	3274-40	5	Screw-HSH
3	130-5318	1	Link-Upper	14	99-5105	2	Screw-Shoulder
3:2	130-2836	2	Decal-Warning, Crushing	15	3296-29	4	Nut-Lock, NI
3:3	120-0625	1	Decal-Warning	16	130-5210	1	Pin-Locking
3:4	130-5200	4	Bushing-Spring	18	302-5	4	Fitting-Grease
4	131-8024	1	Arm-Loader	19	130-5199	4	Bushing-Spring
4:2	133-0216	2	Decal-Tx1000,	22	5-1470	4	Screw-HH
4:3	120-0625	2	Decal-Warning	23	130-5221	4	Plate-Holddown, Hose
4:4	115-4855	1	Decal-Caution	24	131-9150	2	Spacer-Hose
4:5	98-4871	2	Bushing-Tension	25	131-9151	2	Spacer-Hose
4:6	131-0711	2	Decal-Warning	31	133-1666	2	Guide
5	130-5176	1	Cylinder-Lift, LH	33	3274-31	2	Screw-HSBH
6	130-5175	1	Cylinder-Lift, RH	34	131-0596	2	Pad-Wear, Frame
7	130-5195	1	Cylinder-HYD, Dump	36	ST80422	16	Screw
10	136-4708	2	Pin-Pivot	38	87-6630	2	Washer-Plain
11	130-5178	2	Pin-Pivot	39	3296-42	2	Nut-Lock, NI

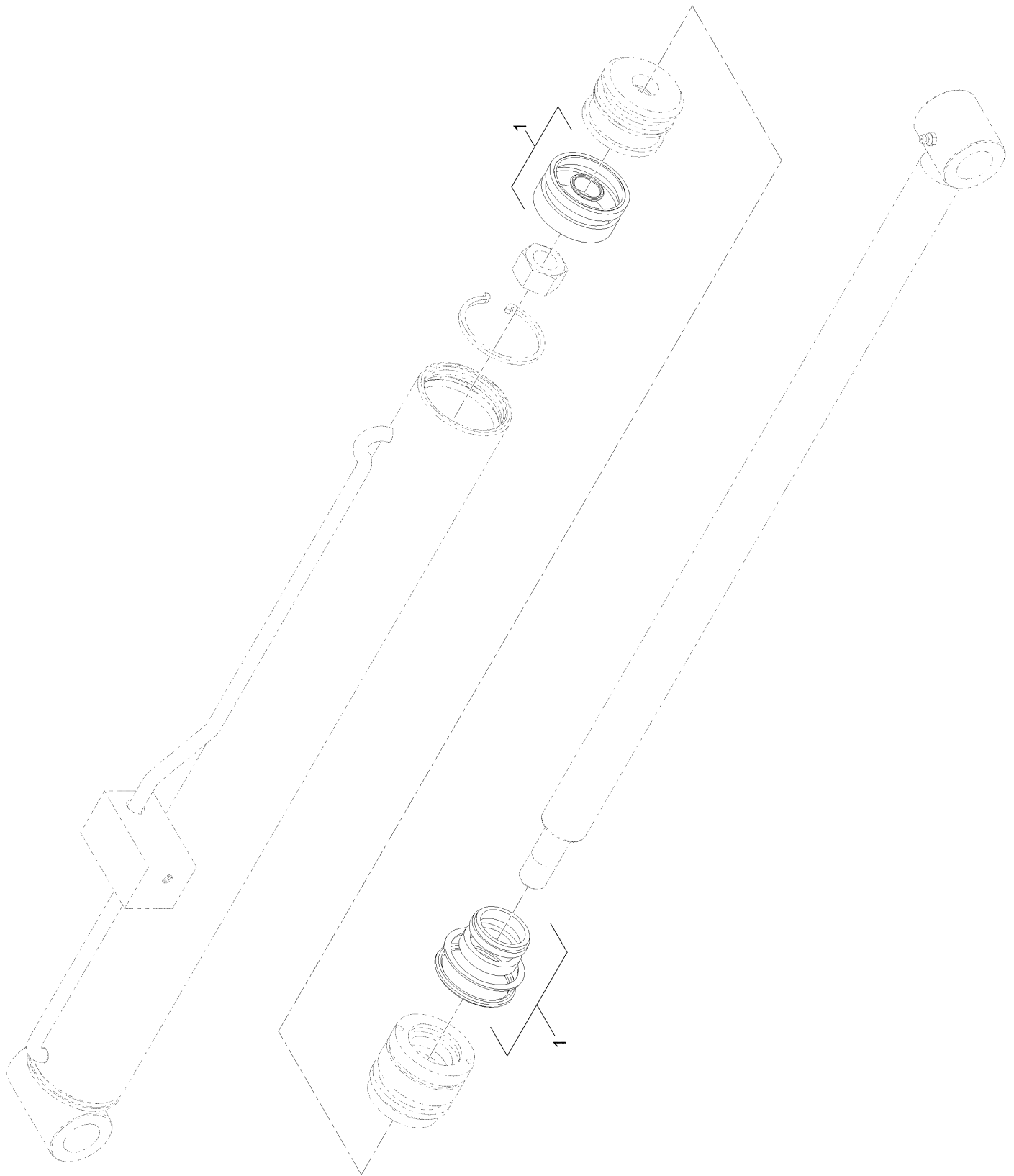
Hydraulic Cylinder Assembly No. 130-5176



Hydraulic Cylinder Assembly No. 130-5176 (continued)

<i>Ref.</i>	<i>Part Number</i>	<i>Qty.</i>	<i>Description</i>
1	132-6029	1	Seal Kit

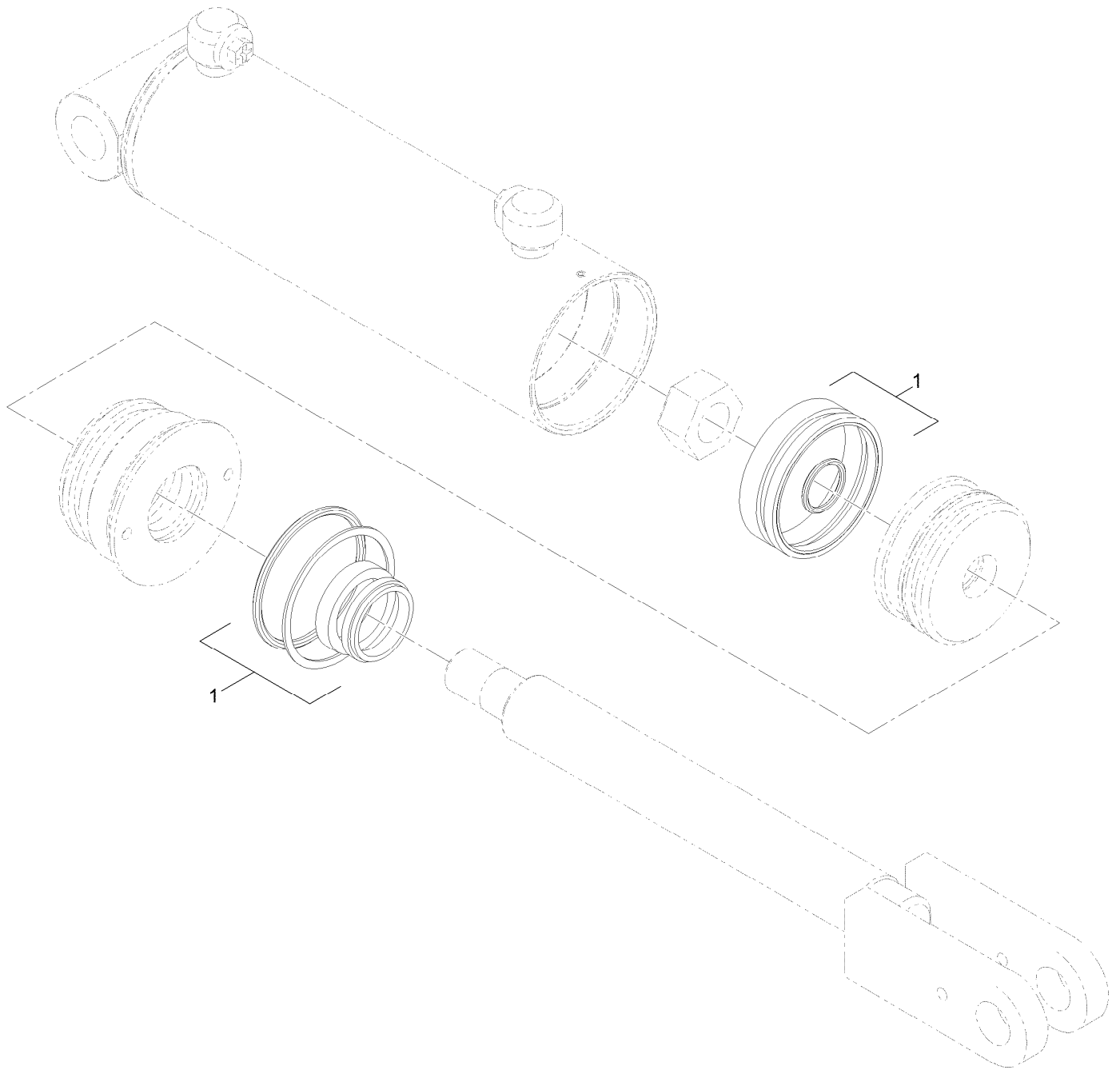
Hydraulic Cylinder Assembly No. 130-5175



Hydraulic Cylinder Assembly No. 130-5175 (continued)

<i>Ref.</i>	<i>Part Number</i>	<i>Qty.</i>	<i>Description</i>
1	132-6029	1	Seal Kit

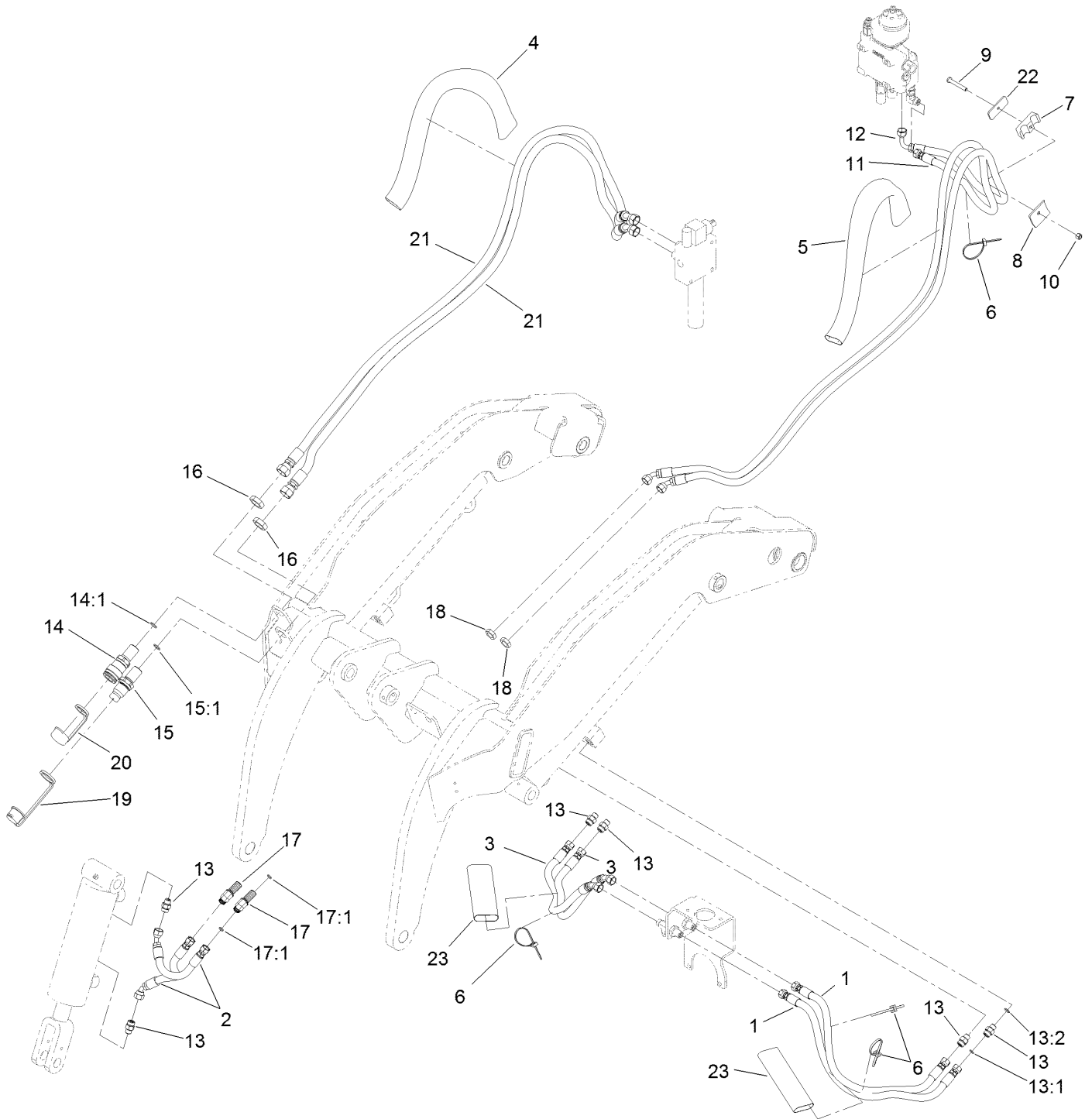
Hydraulic Cylinder Assembly No. 130-5195



Hydraulic Cylinder Assembly No. 130-5195 (continued)

<i>Ref.</i>	<i>Part Number</i>	<i>Qty.</i>	<i>Description</i>
1	132-6030	1	Seal Kit

Loader Hydraulic Assembly

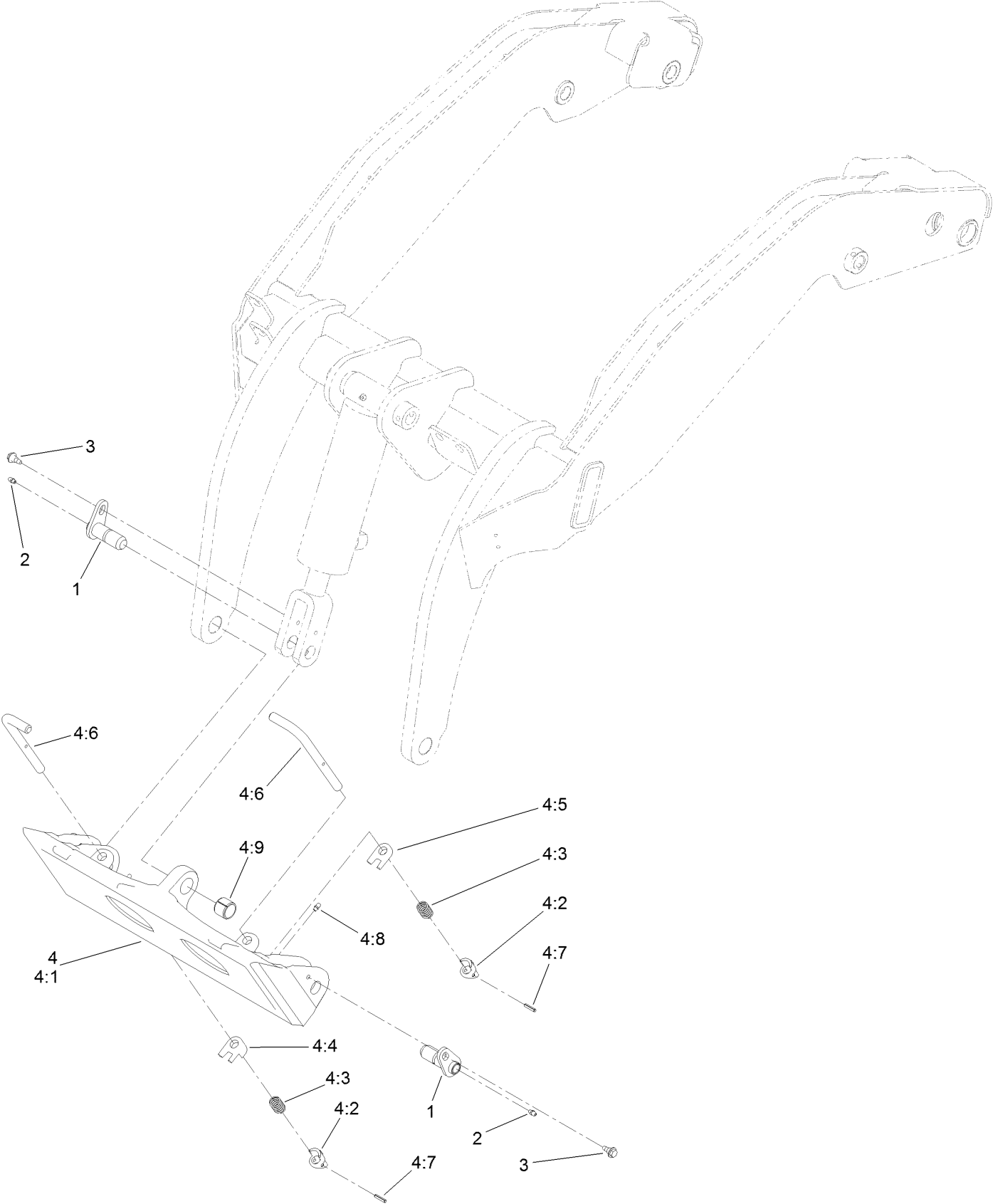


Loader Hydraulic Assembly (continued)

<i>Ref.</i>	<i>Part Number</i>	<i>Qty.</i>	<i>Description</i>	<i>Ref.</i>	<i>Part Number</i>	<i>Qty.</i>	<i>Description</i>
1	133-8570	2	HYD Hose ASM	14	105-8394	1	Bulkhead Coupler ASM
2	127-9637	2	Hose-HYD	14:1	237-65	1	O-Ring
3	133-8569	2	HYD Hose ASM	15	105-8395	1	Bulkhead Nipple ASM
4	130-7718	1	Sleeve-Protective	15:1	237-65	1	O-Ring
5	100-6128	1	Sleeve-Protective	15:2	100-6120	1	Seal Kit ●
6	3290-378	4	Tie-Cable	16	340-74	2	Nut-Lock, Bulkhead
7	94-8105	2	Clamp-Tube	17	340-69	2	Elbow-Bulkhead, 45 DEG
8	130-5221	2	Plate-Holddown, Hose	17:1	237-22	2	O-Ring
9	9114524	2	Bolt-TAP, HH	18	340-70	2	Nut-Lock
10	3296-29	2	Nut-Lock, NI	19	100-8815	1	Cap-Dust, Nipple
11	127-9633	1	Hose-HYD	20	100-8816	1	Cap-Dust, Coupler
12	130-7598	1	Hose-HYD	21	127-9630	2	Hose-HYD
13	340-2	6	Fitting-Straight	22	131-9152	2	Plate-Clamp, Hose
13:1	237-22	1	O-Ring	23	133-8568	2	Sleeve-Protective
13:2	237-42	1	O-Ring				

● Not illustrated

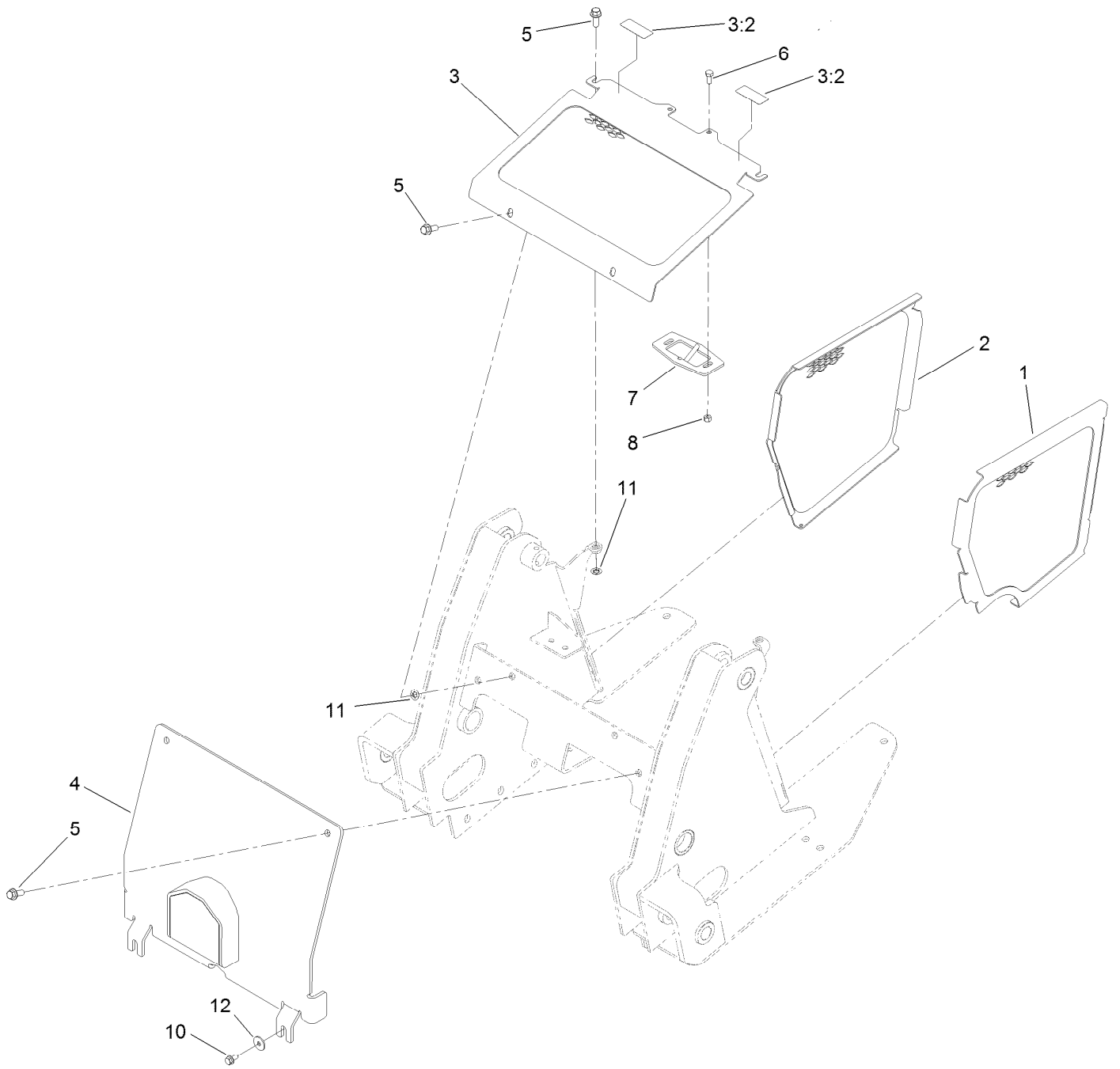
Quick Attach Assembly



Quick Attach Assembly (continued)

<i>Ref.</i>	<i>Part Number</i>	<i>Qty.</i>	<i>Description</i>	<i>Ref.</i>	<i>Part Number</i>	<i>Qty.</i>	<i>Description</i>
1	130-5222	3	Pin-Pivot	4:4	104-5909	1	Stop-RH
2	302-5	3	Fitting-Grease	4:5	104-5903	1	Stop-LH
3	99-5105	3	Screw-Shoulder	4:6	132-8419	2	Pin-Locking
4	132-8418	1	Quick Attach ASM	4:7	3285-1	2	Pin-Grooved
4:1	130-7708-03	1	Mount-Qtach	4:8	302-5	2	Fitting-Grease
4:2	105-0246	2	Cam	4:9	98-4871	1	Bushing-Tension
4:3	98-4694	2	Spring-Compression				

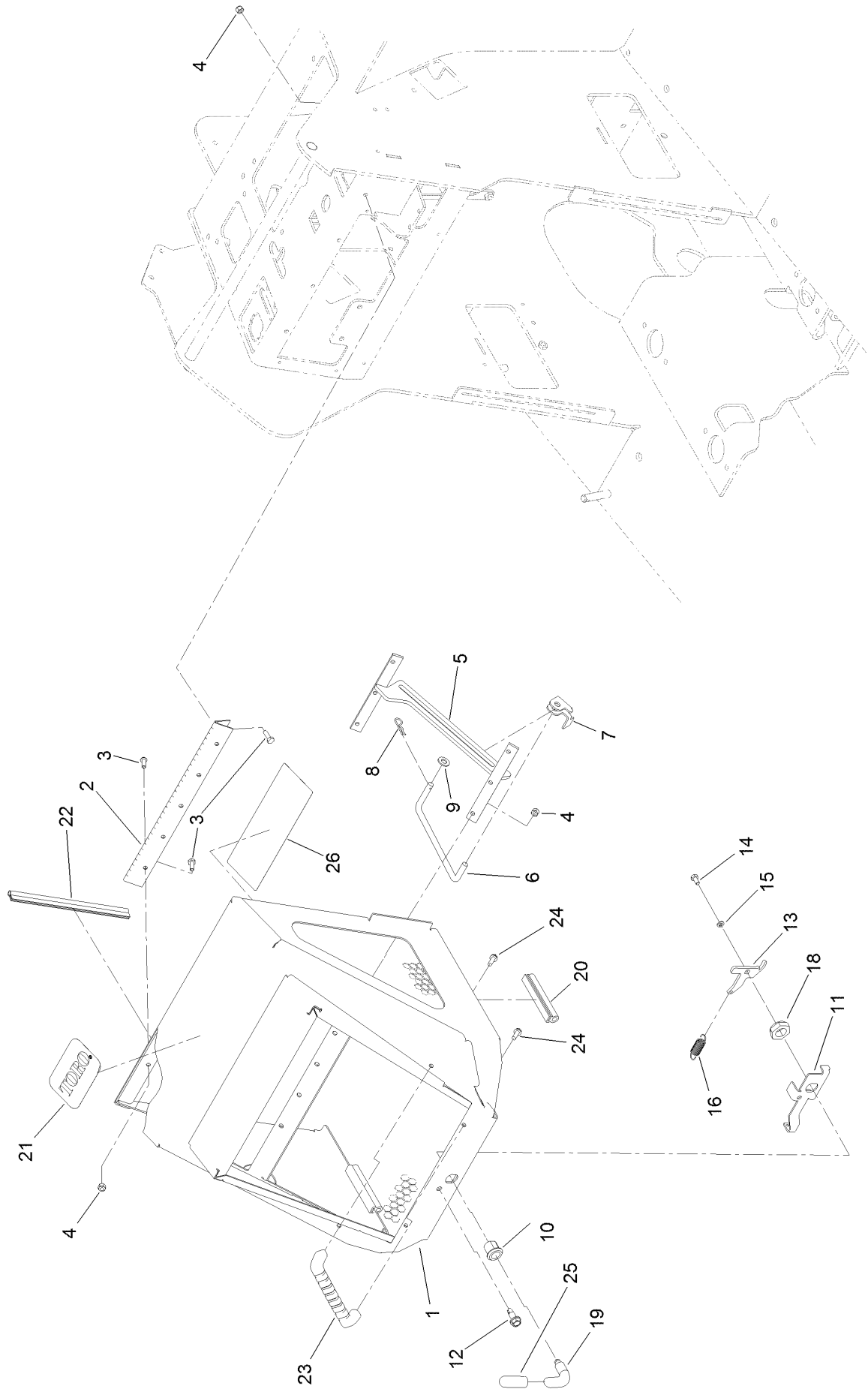
Front Cover and Side Panel Assembly



Front Cover and Side Panel Assembly (continued)

<i>Ref.</i>	<i>Part Number</i>	<i>Qty.</i>	<i>Description</i>	<i>Ref.</i>	<i>Part Number</i>	<i>Qty.</i>	<i>Description</i>
1	132-1734-03	1	Panel-Side, LH	6	322-3	2	Screw-HH
2	132-1733-03	1	Panel-Side, RH	7	130-5239-03	1	Hood Latch/Rod ASM
3	136-5752	1	Front Cover ASM	8	3296-29	2	Nut-Lock, NI
3:2	115-2047	2	Decal-Surface, Hot	10	3234-14	2	Screw-HHF
4	133-0230-03	1	Cover-Front	11	107-3154	4	Nut-Push
5	3234-42	6	Screw-HHF	12	115-7109	2	Washer-Flat

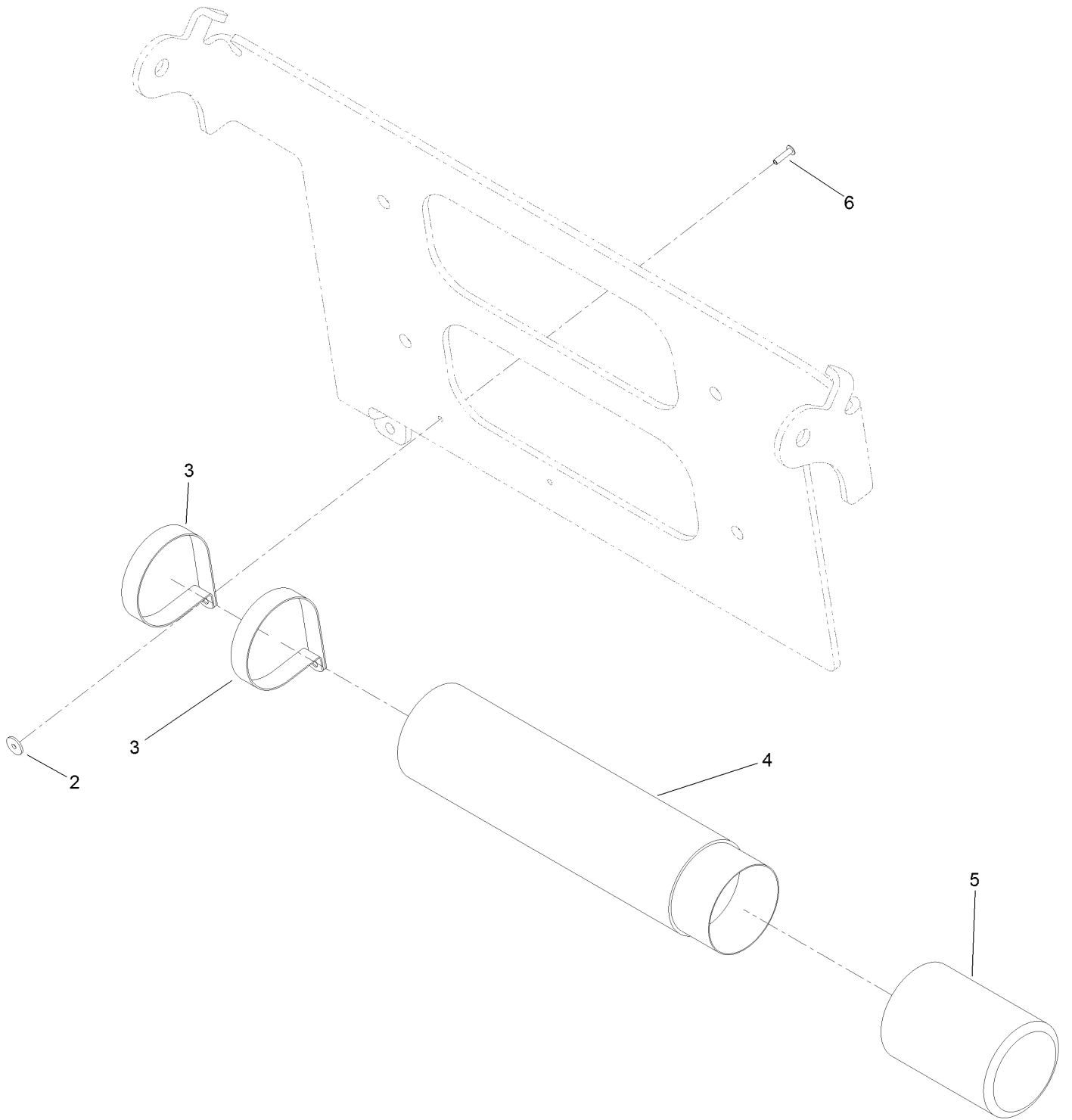
Hood Assembly



Hood Assembly (continued)

<i>Ref.</i>	<i>Part Number</i>	<i>Qty.</i>	<i>Description</i>	<i>Ref.</i>	<i>Part Number</i>	<i>Qty.</i>	<i>Description</i>
1	130-5298-03	1	Engine Hood ASM	19	108-5639	1	Handle-Latch
2	100-1284	1	Hinge-Hood	20	130-5248	2	Pad-Hood
3	321-4	12	Screw-HH	21	117-0871	1	Decal
4	3296-42	12	Nut-Lock, NI	22	130-5345	1	Trim-Seal, Bulb
5	130-5228-03	1	Bracket-Prop, Hood	23	65-5100	2	Handle-Door
6	108-6357	1	Rod-Support, Hood	24	46-8091	4	Screw-HWH
7	115-0714	1	Bracket-Latch, Locking	25	133-0206	1	Grip-Lever, Hood
8	3290-250	1	Pin-Cotter	26	131-0597	1	Decal-Service
9	3256-24	1	Washer-Plain	26	132-8636	1	Decal-Service, French
10	106-9335	1	Housing-Latch	26	132-8637	1	Decal-Service, German
11	130-5232-03	1	Bracket-Latch	26	132-8638	1	Decal-Service, Spanish
12	105-6245	1	Screw-Tapping	26	132-8639	1	Decal-Service, Italian
13	130-5233	1	Cam-Hooked	26	132-8640	1	Decal-Service, Dutch
14	321-2	1	Screw-HH	26	132-8641	1	Decal-Service, Polish
15	3253-3	1	Washer-Lock	26	132-8642	1	Decal-Service, Russian
16	104-0869	1	Spring	26	132-8643	1	Decal-Service, Slovak
18	3296-60	1	Nut-Lock, NI				

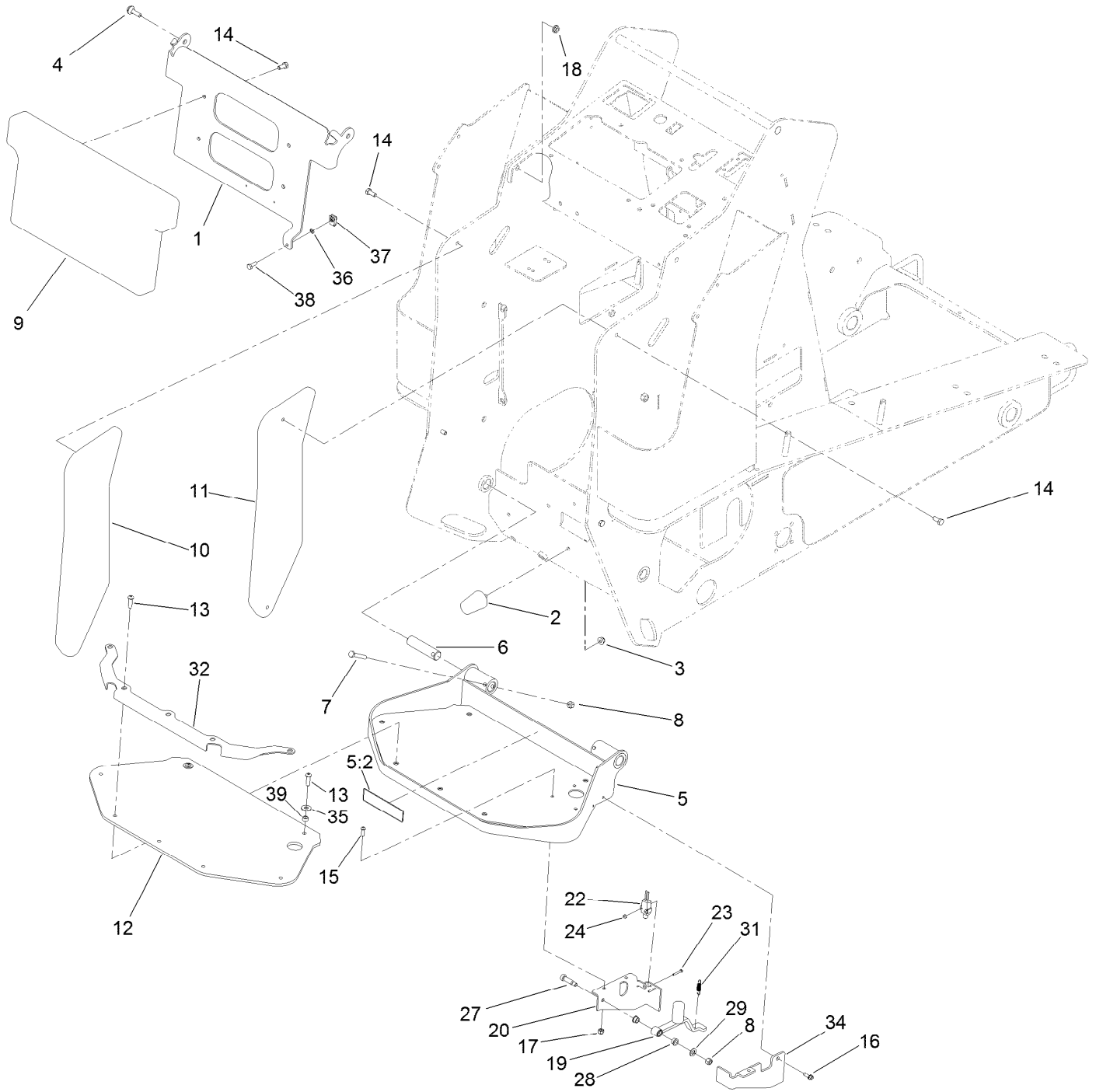
Manual Tube Assembly



Manual Tube Assembly (continued)

<i>Ref.</i>	<i>Part Number</i>	<i>Qty.</i>	<i>Description</i>	<i>Ref.</i>	<i>Part Number</i>	<i>Qty.</i>	<i>Description</i>
2	3269-10	2	Washer-Back	5	104-7048	1	Cap-Housing
3	2412-120	2	Clamp-R	6	3269-17	2	Rivet-Pop
4	104-7050	1	Tube-Manual				

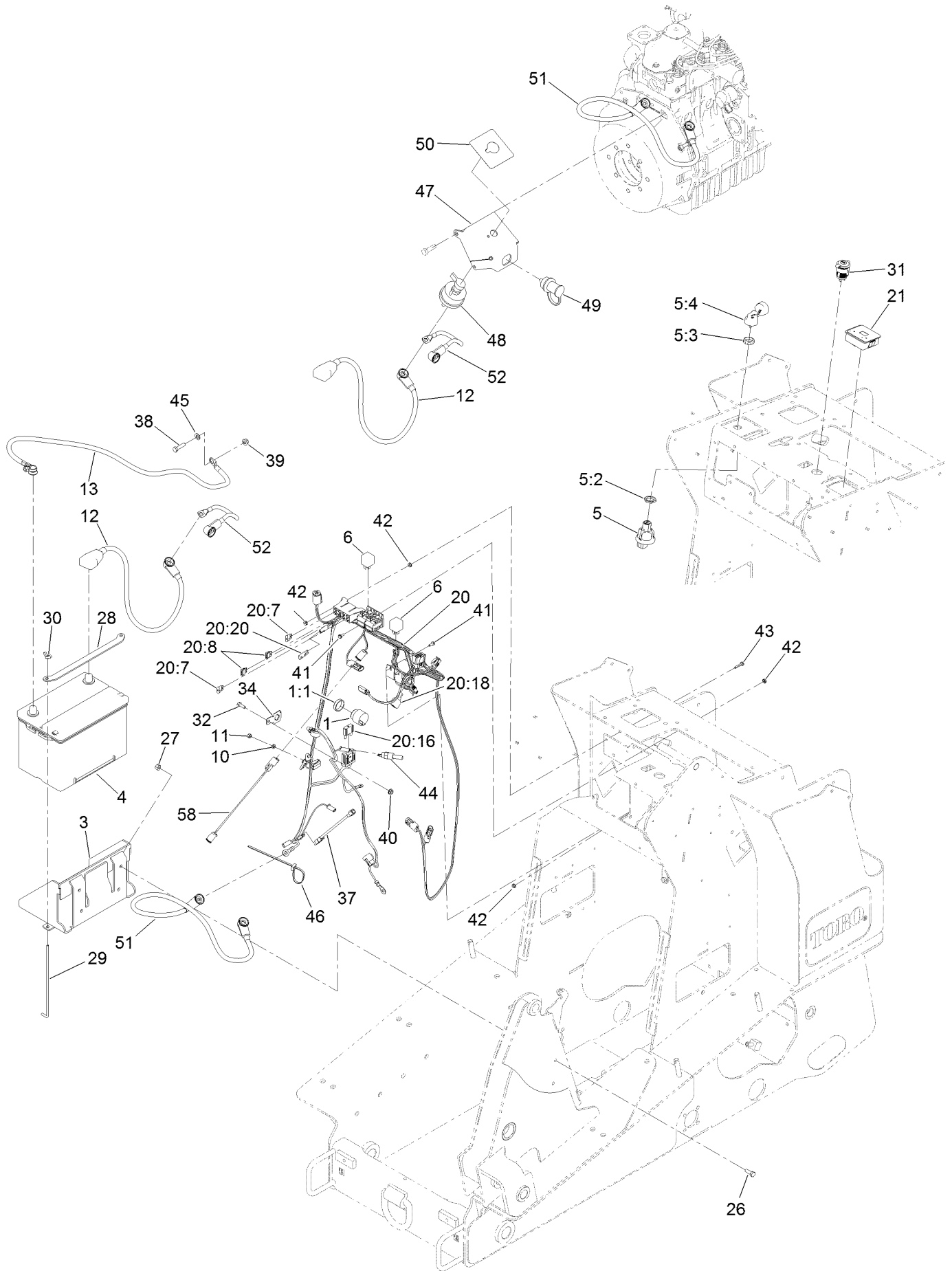
Platform and Cushion Assembly



Platform and Cushion Assembly (continued)

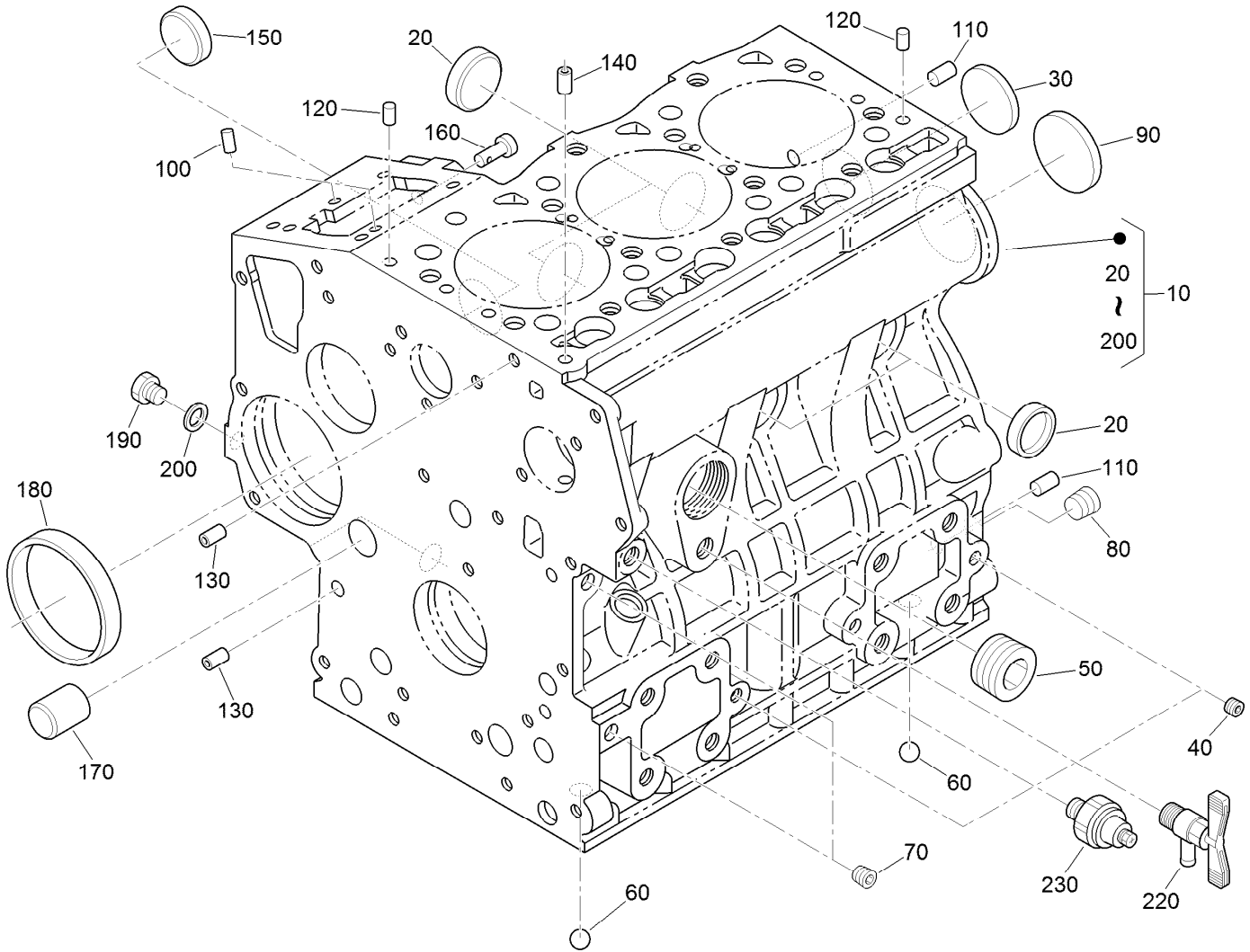
<i>Ref.</i>	<i>Part Number</i>	<i>Qty.</i>	<i>Description</i>	<i>Ref.</i>	<i>Part Number</i>	<i>Qty.</i>	<i>Description</i>
1	132-6026-03	1	Hinge-Pad	18	32128-20	2	Nut-HF
2	110-5070	3	Bumper	19	130-5293	1	Lever-Switch, Auxiliary
3	104-8300	3	Nut-HF, NI	20	130-5310-03	1	Bracket-Switch, LH
4	108-3744	2	Screw-Shoulder	22	95-8900	1	Switch
5	131-9301	1	Platform	23	32105-9	2	Screw-HH
6	125-3749	2	Pin-Cylinder	24	3296-9	2	Nut-Hex
7	322-10	2	Screw-HH	27	114-8629	1	Bolt-Shldr
8	3296-29	10	Nut-Lock, NI	28	1-603735	2	Bushing-Flanged
9	130-1042	1	Cushion-Pad	29	3256-45	1	Washer-Flat
10	130-1043	1	Cushion-Pad	31	59-3660	1	Spring
11	130-1044	1	Cushion-Pad	32	130-5313-03	1	Plate-Clamp
12	130-1054	1	Pad-Foot	34	130-5311-03	1	Bracket-Switch, RH
13	109-4872	7	Screw-HSH	35	3256-3	2	Washer-Flat
14	322-3	8	Screw-HH	36	1-803037	1	Nut-Retaining
15	3274-69	3	Screw-HSBH	37	107069	1	Clip
16	32104-95	1	Screw-HWH	38	321-5	1	Screw-HH
17	3296-42	3	Nut-Lock, NI	39	85-9120	2	Spacer-Pivot, Tilt

Electrical Assembly



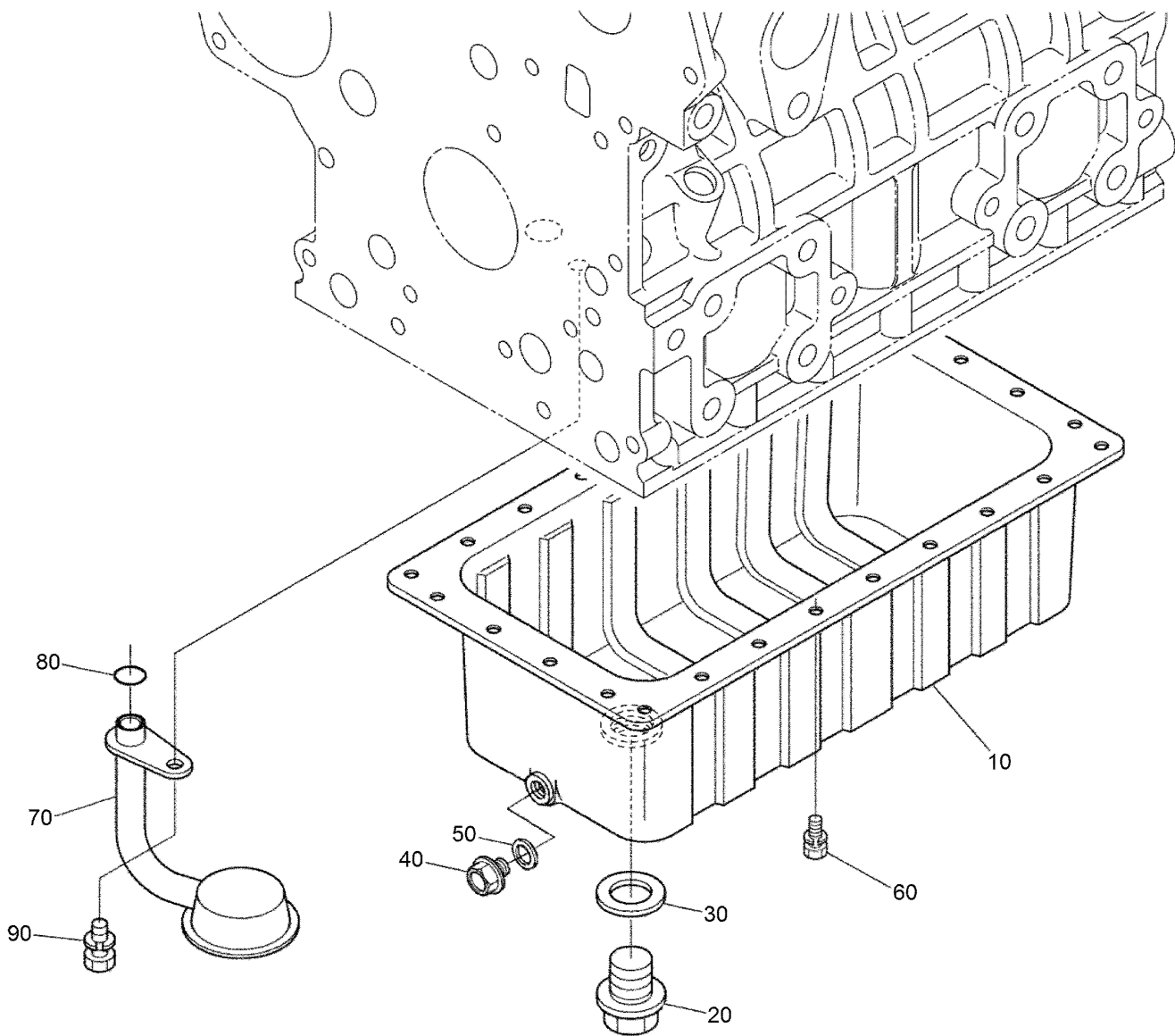
Electrical Assembly (continued)

<i>Ref.</i>	<i>Part Number</i>	<i>Qty.</i>	<i>Description</i>	<i>Ref.</i>	<i>Part Number</i>	<i>Qty.</i>	<i>Description</i>
1	80-9330	1	Audio Alarm ASM	28	136-5755-03	1	Strap-Hold Down, Battery
1:1	104-5107	1	Nut-Plastic, Knurled	29	136-5756	2	Rod-Hold Down, Battery
3	130-5236-03	1	Tray-Battery	30	1-803038	2	Wingnut
4	106-5190	1	Battery, 660 CCA W/O Electrolyte	31	109-9376	1	Receptacle-12V
5	121-5159	1	Switch-Ignition	32	321-4	1	Screw-HH
5:2	121-5160	1	Nut-Hex	34	114-5502	1	Clip-Fuse
5:3	121-5161	1	Nut-Face	37	112-2463	1	Harness-Link, Fusible
5:4	121-5162	1	Set-Key, Ignition	38	322-6	1	Screw-HH
6	1-643275	4	Relay	39	104-8300	1	Nut-HF, NI
10	43-5930	1	Washer-Lock, Spring	40	32128-33	1	Nut-HF
11	43-2830	1	Nut-Hex	41	32105-13	4	Screw-HWH
12	131-8031	1	Cable-Battery, Positive	42	32149-7	8	Nut-Keps
13	131-8033	1	Cable-Battery, Negative	43	117-1701	2	Screw-HWHTF
20	132-8645	1	Harness-Wire	44	98-3825	1	Switch-Temp
20:7	218-578	2	Fuse-Blade, 10 Amp	45	3256-23	1	Washer-Plain
20:8	109355	2	Fuse-Blade, 15 Amp	46	3290-378	1	Tie-Cable
20:16	94-8002	1	Fuse-Blade, 50 Amp	47	131-8009-03	1	Mount-Remote Terminal
20:18	103-3895	1	Diode	48	AUR52278	1	Switch-Disconnect, Master
20:20	116-0053	1	Cap-Plug	49	132-1364	1	Stud-Jumper, Positive
21	130-7635	1	Module-Hour Meter	50	131-8026	1	Decal-Battery Disconnect
26	322-4	4	Screw-HH	51	131-8032	1	Cable-Battery, Positive
27	3296-29	4	Nut-Lock, NI	52	122-0103	1	Cable-Battery, Positive
				58	136-5813	1	Harness-Wire



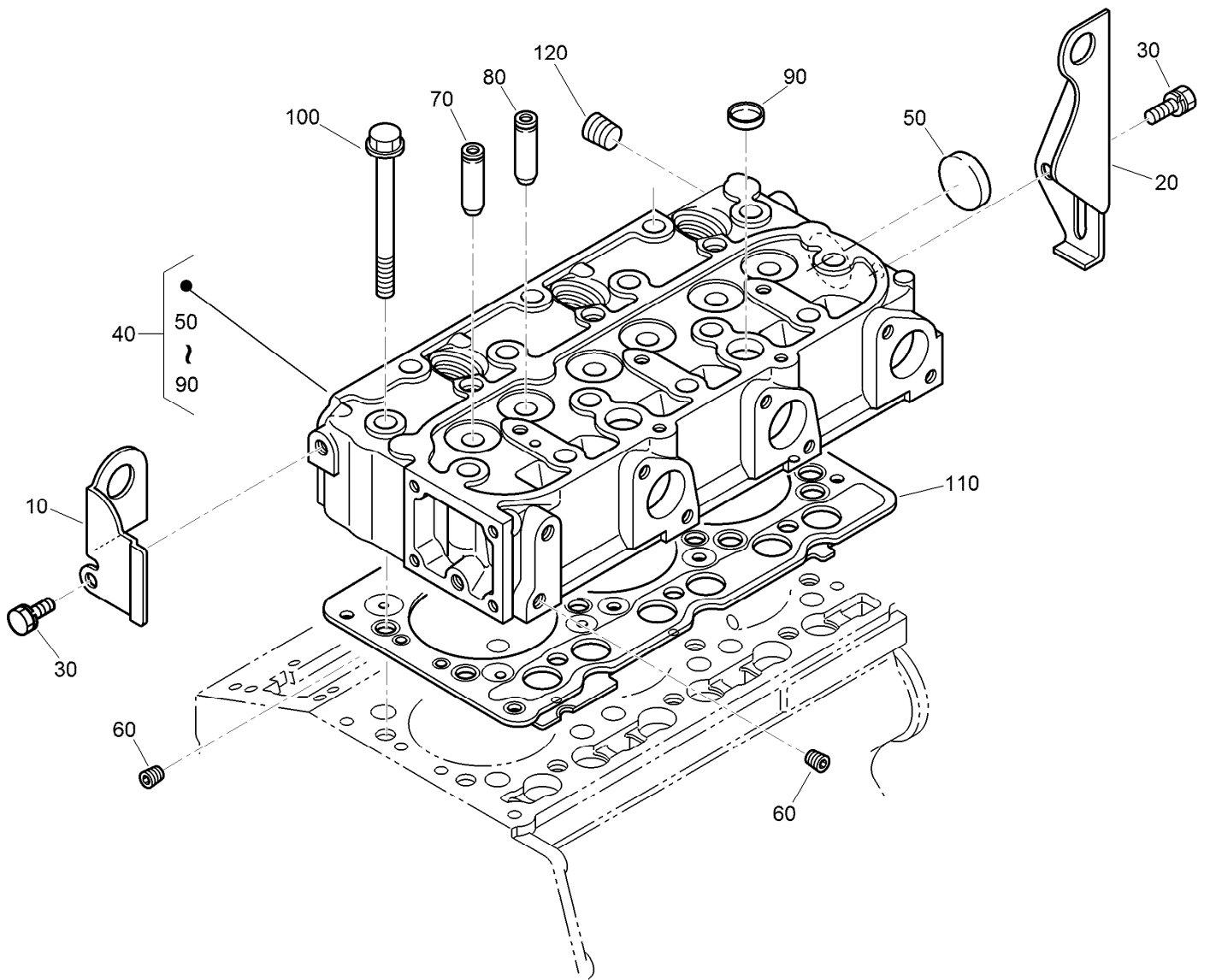
Crankcase Assembly

<i>Ref.</i>	<i>Part Number</i>	<i>Qty.</i>	<i>Description</i>	<i>Ref.</i>	<i>Part Number</i>	<i>Qty.</i>	<i>Description</i>
10	117-8800	1	Crankcase ASM	120	98-9376	2	Pin-Straight
20	98-9398	4	Cap-Sealing	130	98-9387	2	Pin-Pipe
30	98-7539	1	Cap-Sealing	140	98-9539	1	Pin-Pipe
40	98-9687	6	Plug	150	98-9599	1	Plug
50	105-3779	1	Plug	160	98-9630	1	Pin-Spring, Start
60	98-9380	2	Ball	170	98-9675	1	Plug
70	98-7487	2	Plug	180	98-9656	1	Bushing-Governor, Gear
80	98-7488	1	Plug	190	120-2559	1	Plug
90	98-9668	1	Plug-Expansion	200	98-7428	1	Gasket
100	98-9375	2	Pin-Straight	220	120-3121	1	Draincock ASM
110	98-9377	2	Pin-Straight	230	98-9416	1	Switch-Oil



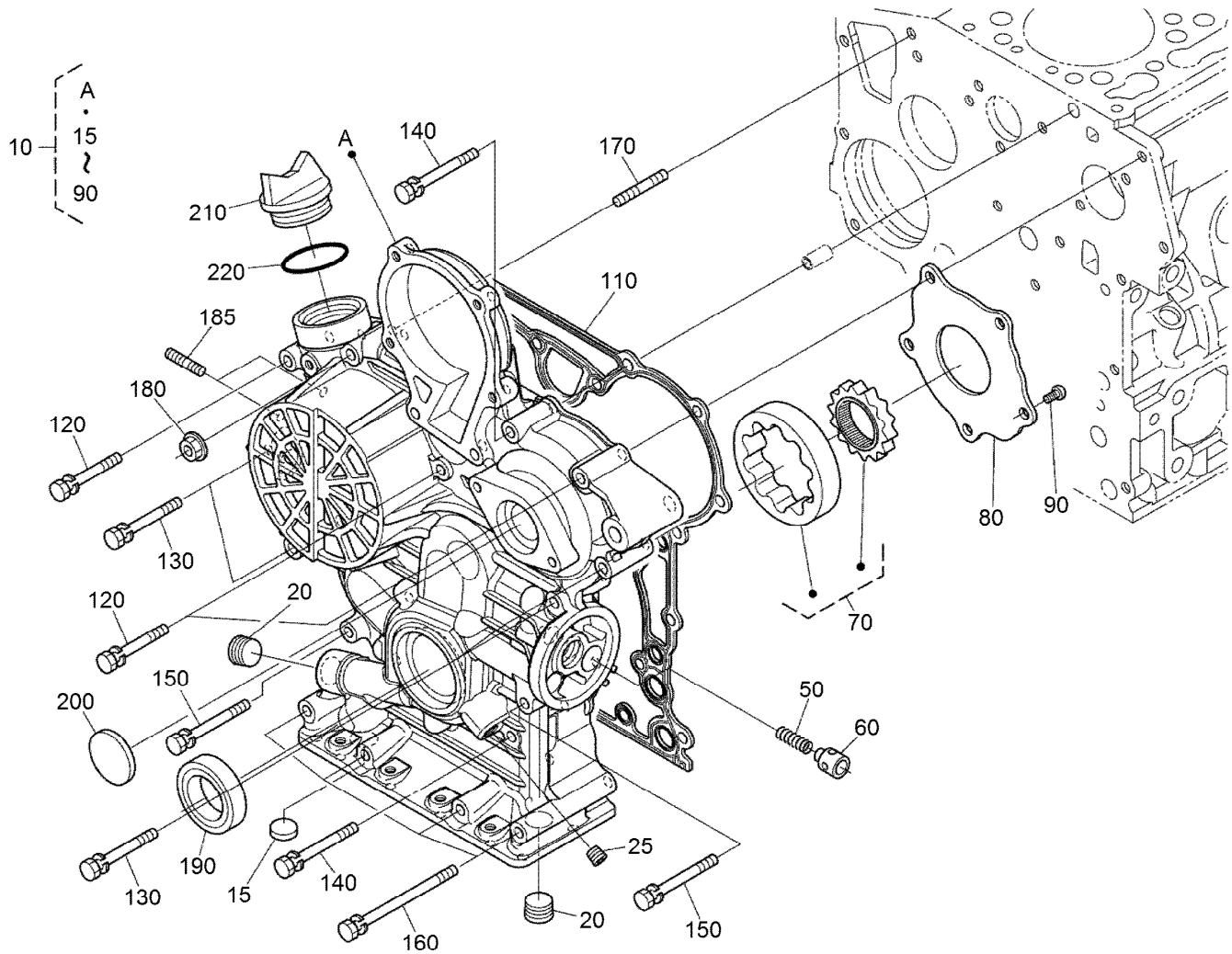
Oil Pan Assembly

<i>Ref.</i>	<i>Part Number</i>	<i>Qty.</i>	<i>Description</i>
10	132-4940	1	Oil Pan ASM
20	98-9686	1	Plug-Drain
30	110-9715	1	Gasket-Pan, Oil
40	114-8151	1	Plug-Drain
50	98-7524	1	Gasket
60	98-9351	26	Bolt
70	132-4939	1	Screen-Filter, Oil
80	105-3776	1	O-Ring
90	98-7526	1	Bolt



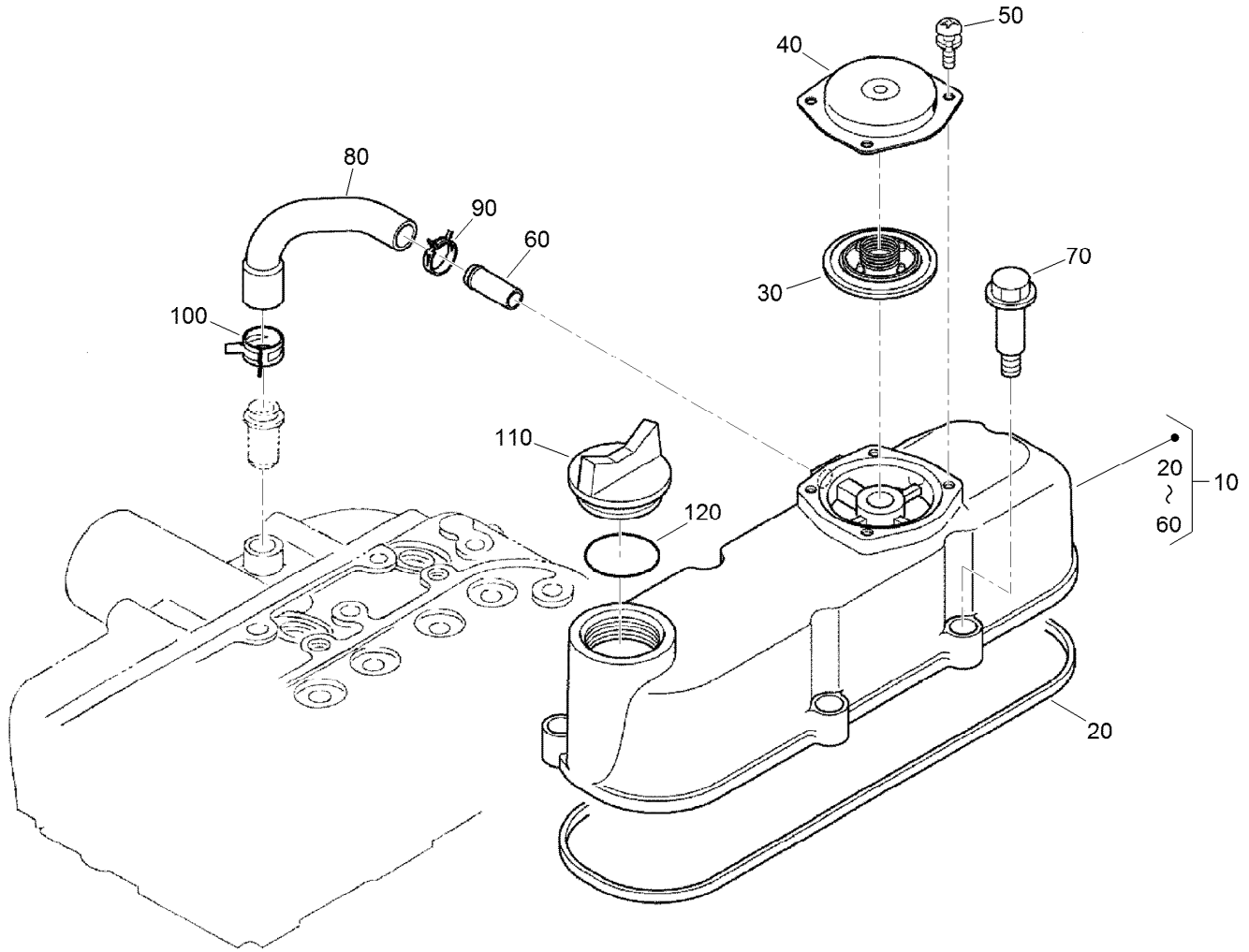
Cylinder Head Assembly

Ref.	Part Number	Qty.	Description
10	130-1231	1	Hook-Engine
20	98-9478	1	Hook-Engine
30	AU126123A1	2	Bolt
40	117-8802	1	Cylinder Head ASM
50	105-3705	1	Cap-Sealing
60	98-9687	2	Plug
70	107-9066	3	Guide-Valve, Inlet
80	107-9067	3	Guide-Valve, Exhaust
90	98-9389	2	Cap-Sealing
100	98-9479	14	Bolt-Head, Cylinder
110	108-6573	1	Gasket-Head, Cylinder
120	98-9444	1	Plug



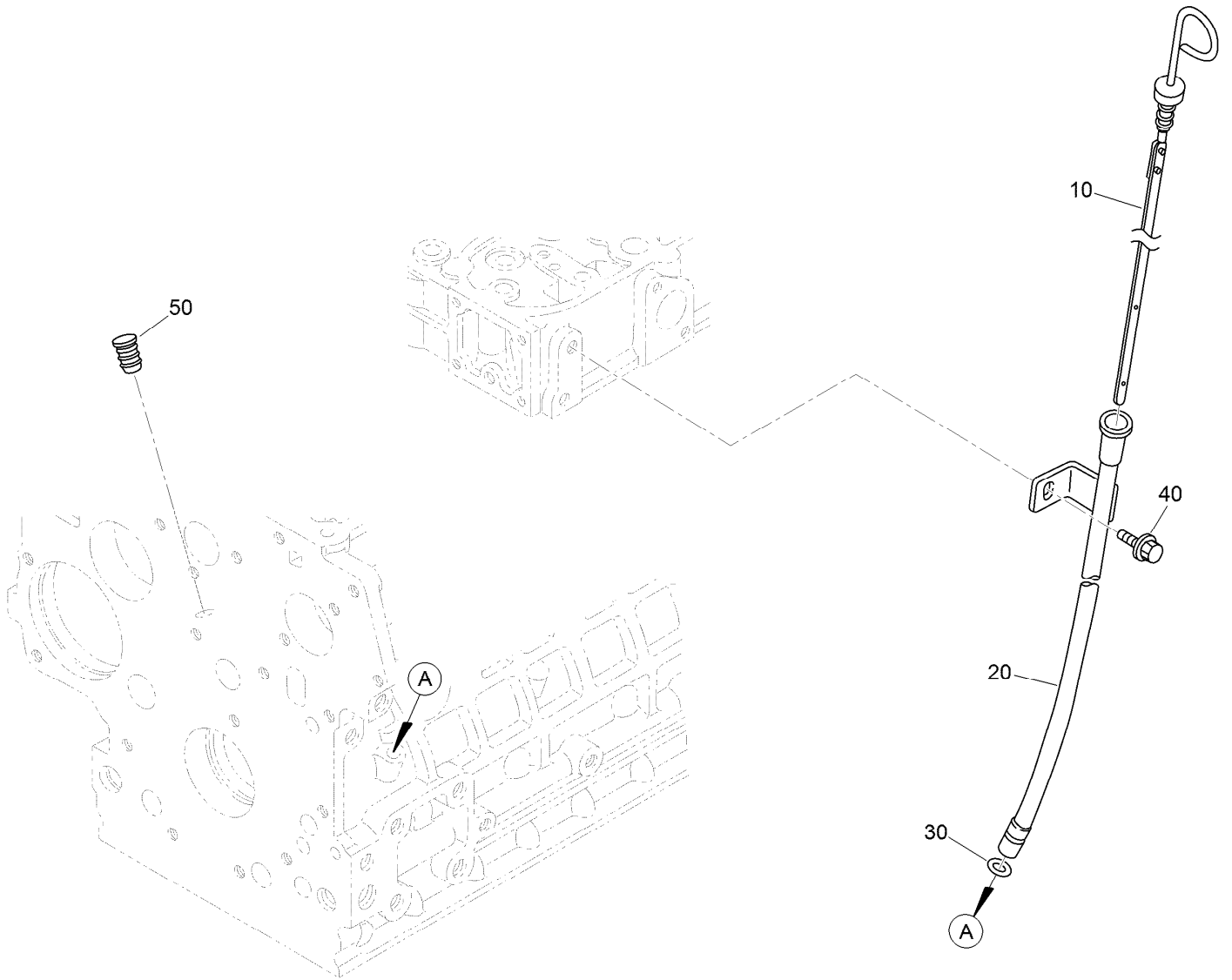
Gear Case Assembly

<i>Ref.</i>	<i>Part Number</i>	<i>Qty.</i>	<i>Description</i>	<i>Ref.</i>	<i>Part Number</i>	<i>Qty.</i>	<i>Description</i>
10	117-8803	1	Gear Case ASM	130	125-9063	4	Bolt-Sems
15	117-8804	1	Cap-Sealing	140	98-9356	2	Bolt
20	127-0425	2	Plug	150	100-1766	2	Bolt
25	98-7487	1	Plug	160	107-9090	4	Bolt
50	130-1511	1	Spring	170	105-3709	1	Stud
60	130-1510	1	Valve-Relief	180	100-2203	1	Nut-Flange
70	130-1508	1	Rotor ASM	185	105-3710	2	Stud
80	130-1509	1	Cover-Pump, Oil	190	119-8038	1	Seal-Oil
90	130-1164	5	Screw-Binding	200	99-3515	1	Plug-Gearcase
110	117-8835	1	Gasket-Case, Gear	210	107-9075	1	Plug-Filler, Oil
120	100-1765	3	Bolt	220	99-3446	1	O-Ring



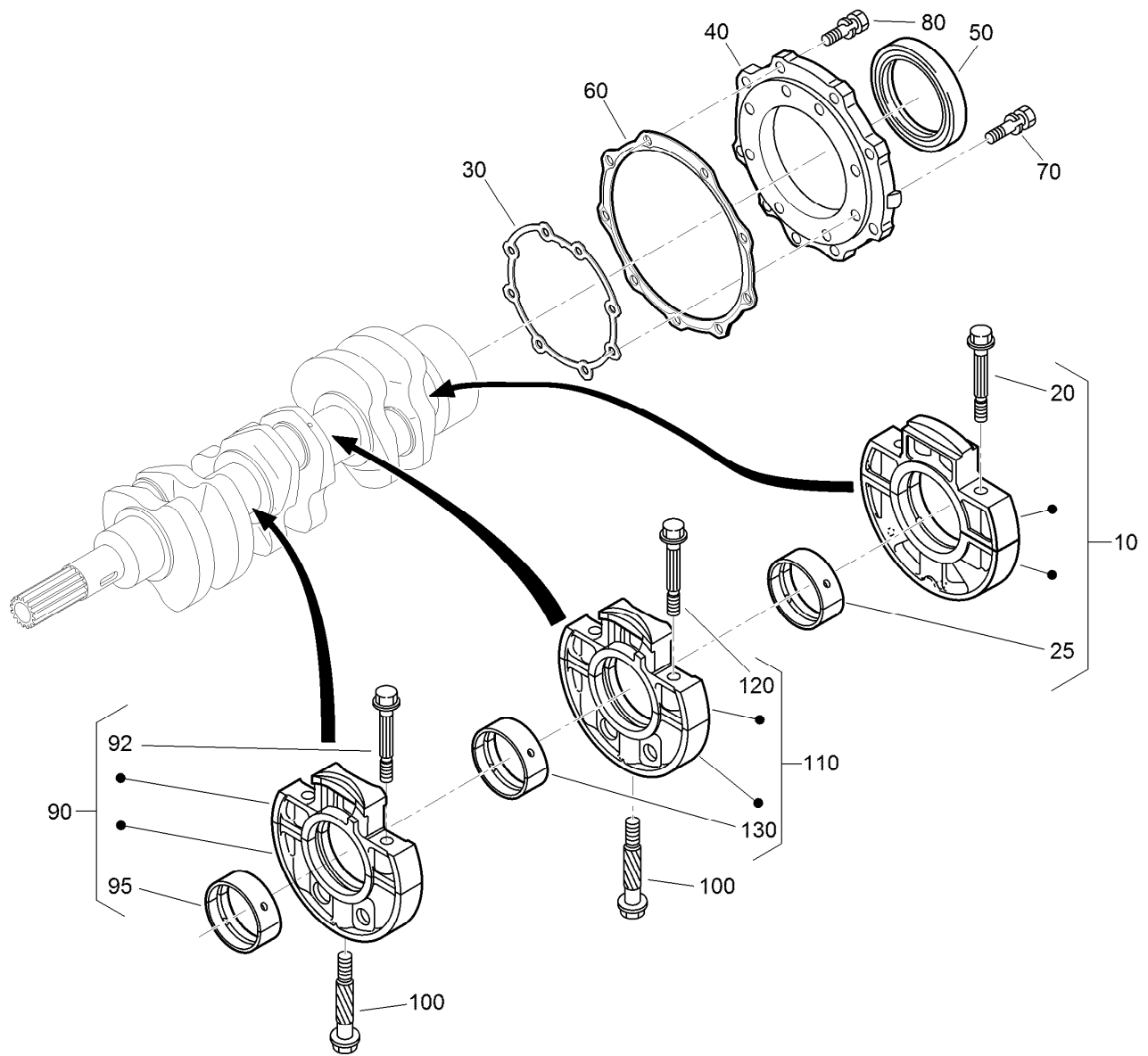
Cylinder Head Cover Assembly

Ref.	Part Number	Qty.	Description
10	117-8805	1	Cylinder Head Cover ASM
20	117-8806	1	Gasket-Cover, Head
30	110-3715	1	Valve-Breather
40	110-3714	1	Cover-Breather
50	98-9364	4	Screw (With Washer)
60	98-7766	1	Pipe-Return, Water
70	108-7063	5	Bolt
80	108-2858	1	Tube-Breather
90	108-2859	1	Clamp-Hose
100	108-2860	1	Clamp-Hose
110	107-9075	1	Plug-Filler, Oil
120	99-3446	1	O-Ring



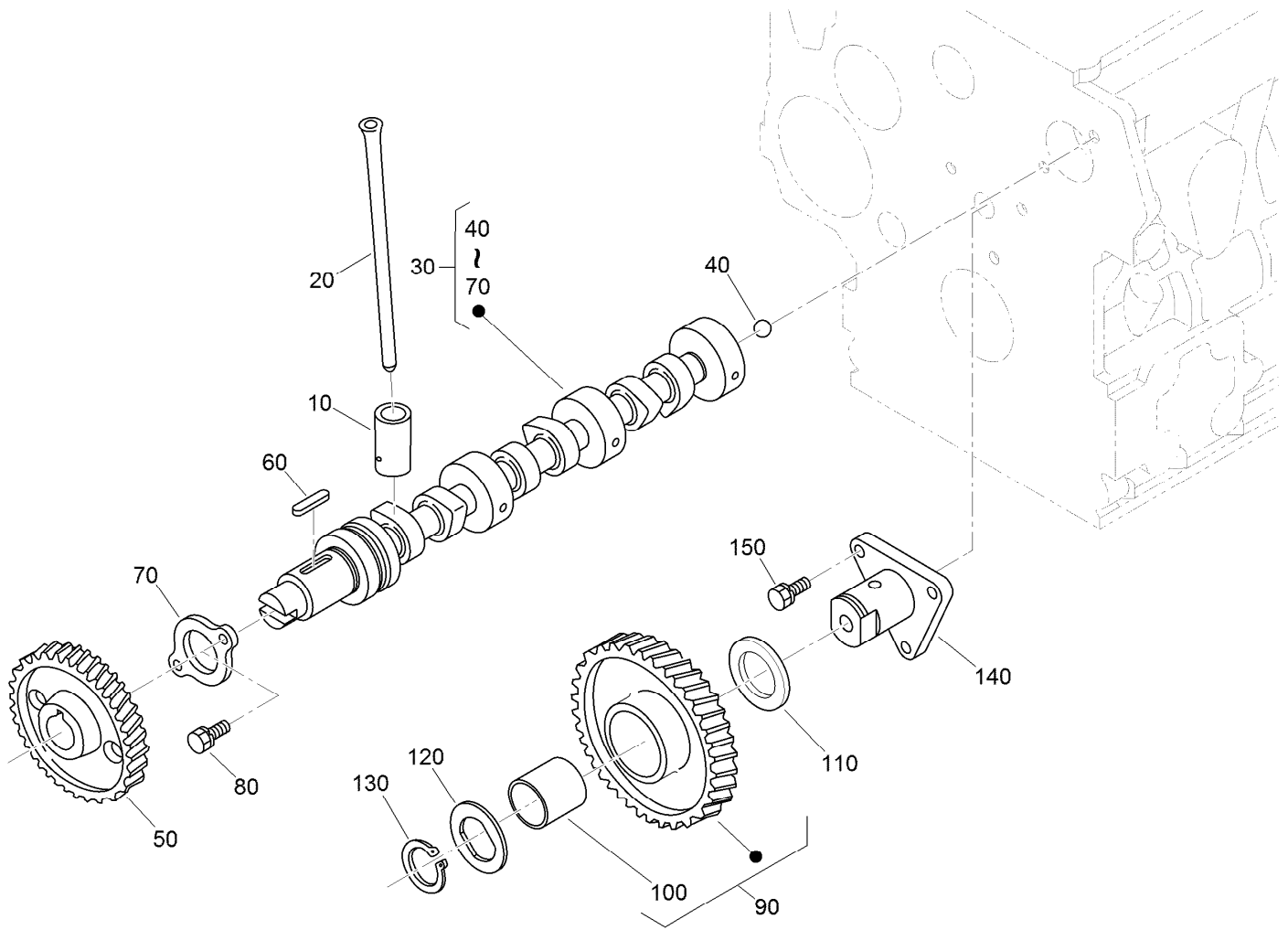
Dipstick and Guide Assembly

<i>Ref.</i>	<i>Part Number</i>	<i>Qty.</i>	<i>Description</i>
10	132-4941	1	Gauge-Oil
20	132-4942	1	Guide-Gauge, Oil
30	98-9722	1	O-Ring
40	AU126123A1	1	Bolt
50	110-3720	1	Plug-Gauge, Oil



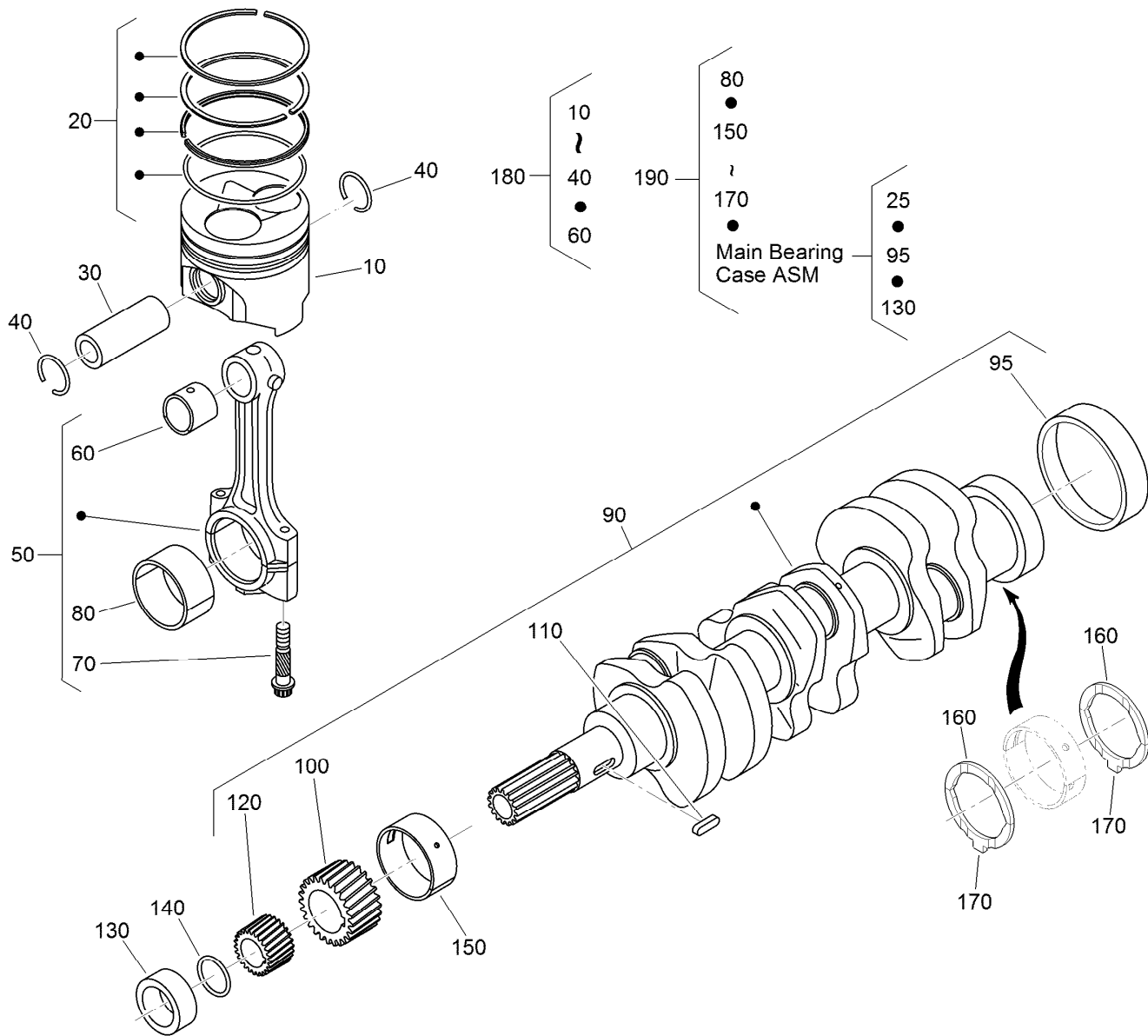
Main Bearing Case Assembly

Ref.	Part Number	Qty.	Description	Ref.	Part Number	Qty.	Description
10	112-7026	1	Wheel Bearing Case ASM	90	117-8809	1	Main Bearing Case ASM
20	98-9484	2	Bolt-Case, Bearing	92	98-9484	2	Bolt-Case, Bearing
25	115-4121	1	Metal-Crankshaft (STD)	95	117-8810	1	Metal-Crankshaft
25	112-7039	1	Metal-Crankshaft (0.2Mm)	95	117-8811	1	Metal-Crankshaft
25	112-7040	1	Metal-Crankshaft (-0.4Mm)	95	117-8812	1	Metal-Crankshaft
30	131-6554	1	Gasket-Case, Bearing	100	98-9485	2	Bolt-Case, Bearing
40	112-7046	1	Cover-Case, Bearing	110	117-8813	1	Main Bearing Case ASM
50	112-0180	1	Seal-Oil	120	98-9484	2	Bolt-Case, Bearing
60	112-7037	1	Gasket-Cover, Case	130	117-8810	1	Metal-Crankshaft
70	127-0441	8	Bolt	130	117-8811	1	Metal-Crankshaft
80	127-0442	9	Bolt	130	117-8812	1	Metal-Crankshaft



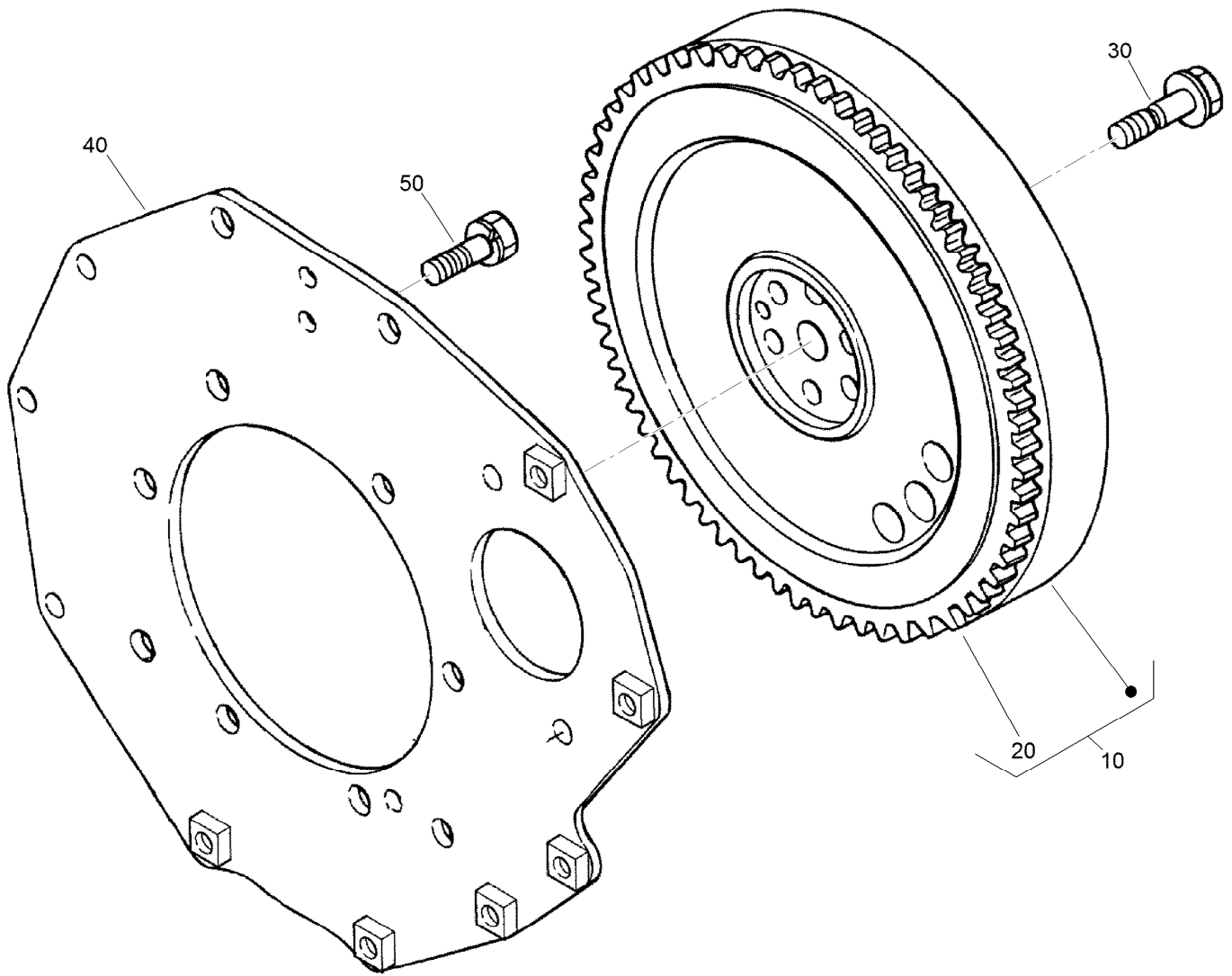
Camshaft and Idle Gear Shaft Assembly

Ref.	Part Number	Qty.	Description
10	112-0185	6	Tappet
20	117-8814	6	Rod-Push
30	130-1545	1	Camshaft ASM
40	110-3729	1	Ball
50	98-9512	1	Gear-Cam
60	98-9378	1	Key-Feather
70	131-6555	1	Stopper (Camshaft)
80	98-7692	2	Bolt
90	117-7584	1	Idler Gear ASM
100	117-7585	1	Bushing-Gear, Idle
110	98-9535	1	Collar-Gear, Idle
120	98-9536	1	Collar-Gear, Idle
130	98-9534	1	Circlip-Gear, Idle
140	98-9533	1	Shaft-Gear, Idle
150	98-7692	3	Bolt



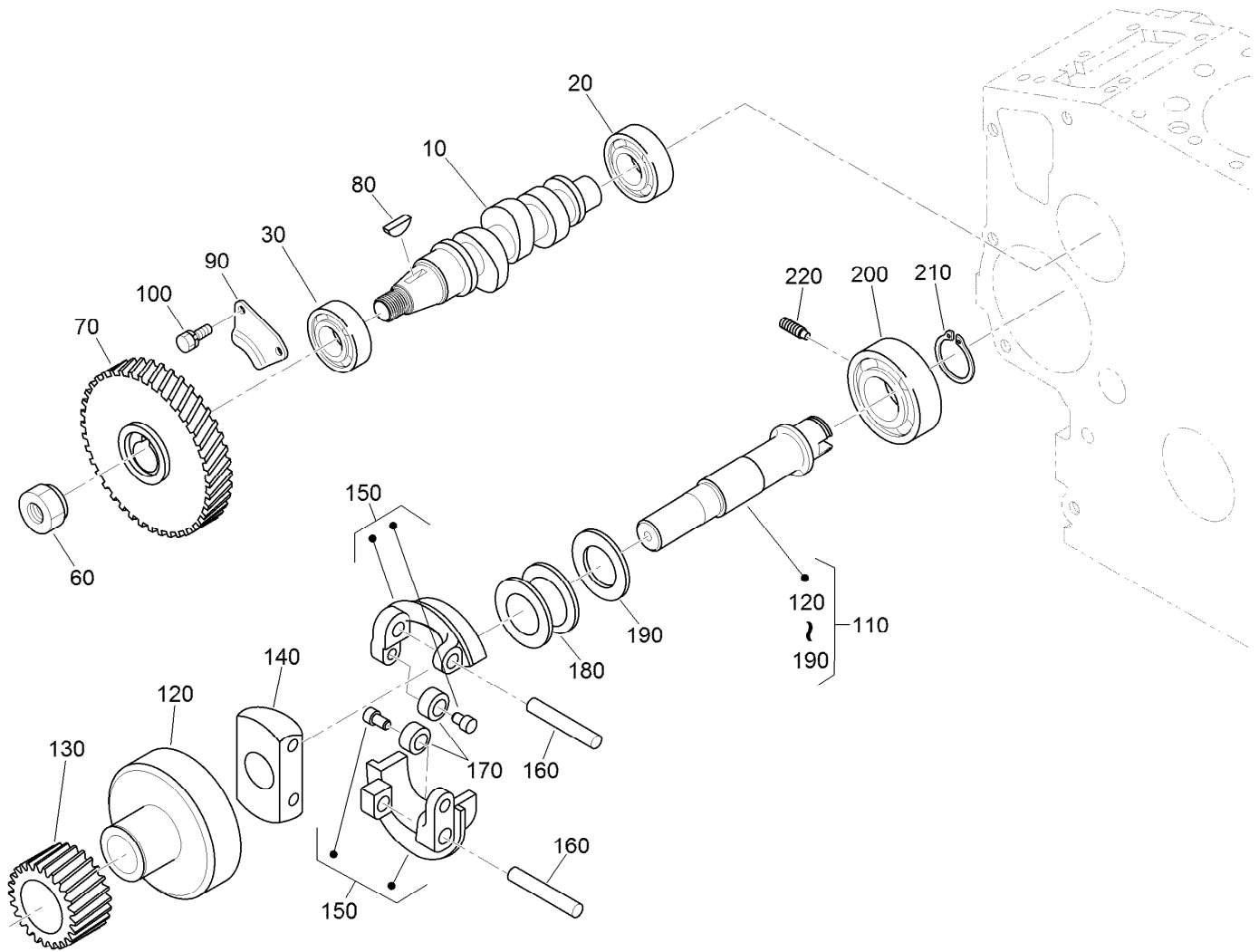
Piston and Crankshaft Assembly

Ref.	Part Number	Qty.	Description	Ref.	Part Number	Qty.	Description
10	130-1546	3	Piston (STD)	130	127-0444	1	Collar-Crankshaft
10	130-1549	3	Piston (+0.50MM)	140	105-3783	1	O-Ring
20	130-1506	3	Piston Ring ASM (STD)	150	117-8818	1	Metal-Crankshaft
20	130-1507	3	Piston Ring ASM (+0.50MM)	150	117-8819	1	Metal-Crankshaft
30	98-9513	3	Pin-Piston	150	117-8820	1	Metal-Crankshaft
40	98-9514	6	Circlip-Pin, Piston	160	98-9413	2	Bearing-Thrust (STD)
50	117-7586	3	Connecting Rod ASM	160	127-0416	2	Metal-Side (+0.2Mm)
60	115-3014	3	Bushing-Pin, Piston	160	127-0417	2	Metal-Side (+0.40Mm)
70	98-9517	6	Bolt-Rod, Connecting	170	98-9688	2	Bearing-Thrust (STD)
80	98-9553	3	Bearing-Rod (STD)	170	127-0437	2	Metal-Side (+0.2MM)
80	98-9519	3	Bearing-Rod (-0.2MM)	170	127-0438	2	Metal-Side (+0.40MM)
80	117-7588	3	Metal-Crankpin (-0.4MM)	180	130-1547	3	Piston Kit
90	132-4944	1	Crankshaft ASM	180	130-1548	3	Piston Kit
95	98-9522	1	Sleeve-Crankshaft	190	117-8823	1	Engine Metal Kit
100	117-7561	1	Gear-Crankshaft	190	117-8824	1	Engine Metal Kit
110	98-9666	1	Key	190	117-8825	1	Engine Metal Kit
120	127-0445	1	Gear-Drive, Oil Pump				



Flywheel Assembly

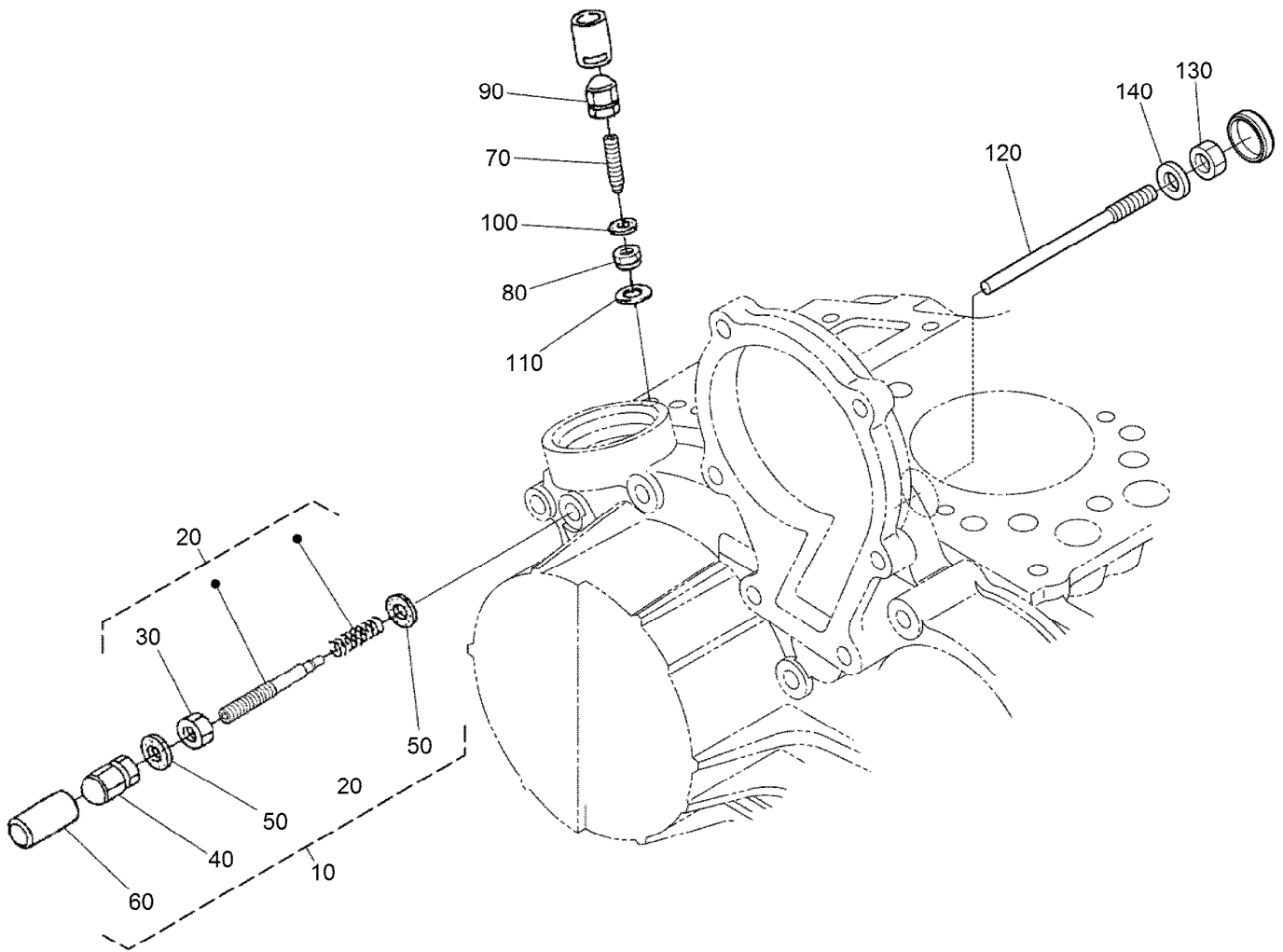
<i>Ref.</i>	<i>Part Number</i>	<i>Qty.</i>	<i>Description</i>
10	117-8826	1	Flywheel ASM
20	105-3722	1	Gear-Ring
30	98-9537	6	Bolt-Flywheel
40	98-9486	1	Plate-End, Rear
50	98-9392	8	Bolt



Fuel Camshaft and Governor Shaft Assembly

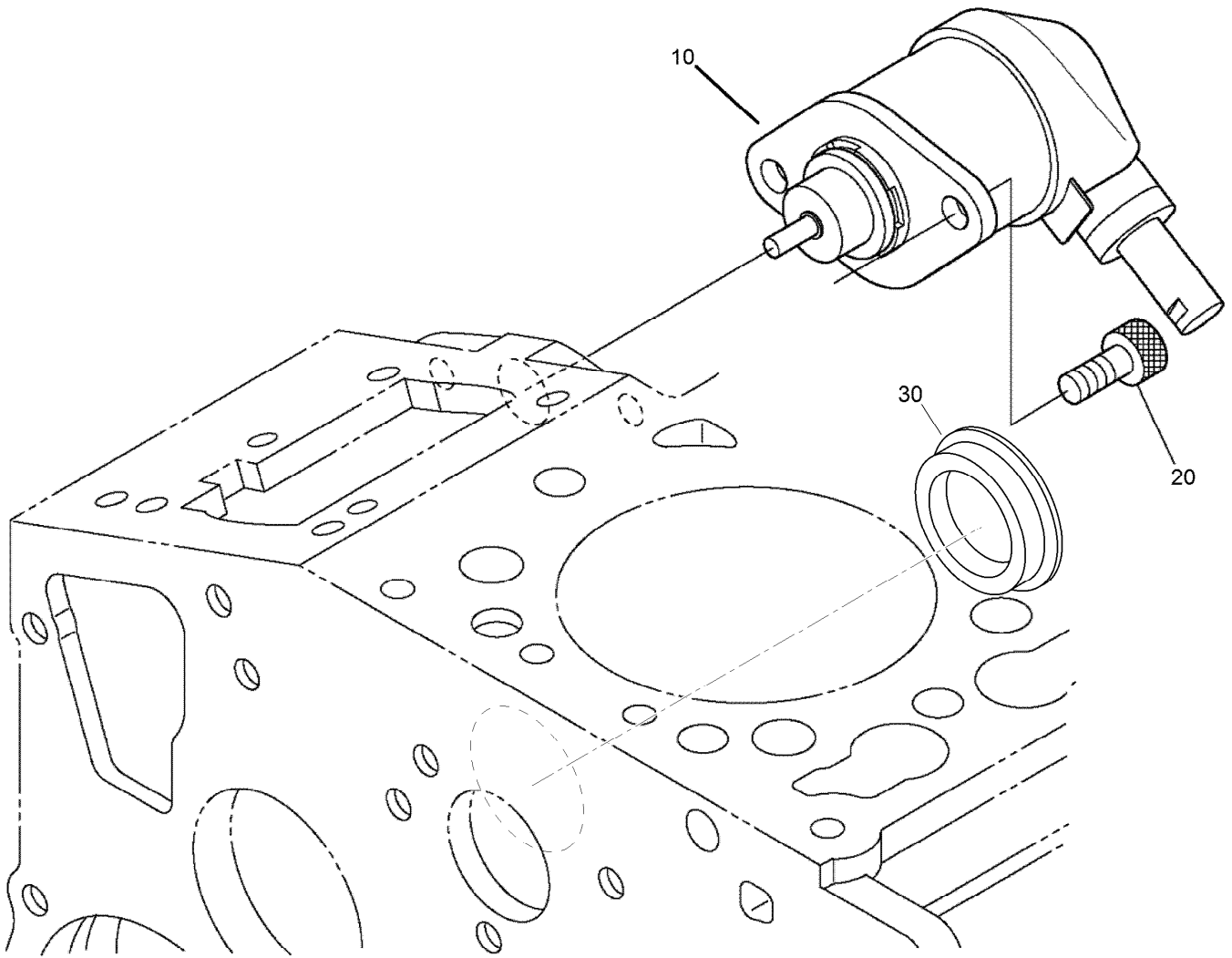
Ref.	Part Number	Qty.	Description
10	98-9459	1	Camshaft-Fuel
20	107-9077	1	Bearing-Ball
30	107-9078	1	Bearing-Ball
60	130-1512	1	Nut
70	130-1378	1	Gear-Injection Pump
80	98-9595	1	Key-Woodruff
90	98-9511	1	Stopper-Fuel, Camshaft
100	98-7692	2	Bolt
110	98-9644	1	Governor Shaft ASM
120	98-9562	1	Holder-Gear, Governor

Ref.	Part Number	Qty.	Description
130	98-9673	1	Gear-Governor
140	98-9561	1	Holder-Weight, Governor
150	130-1240	2	Governor Weight ASM
160	98-9560	2	Shaft-Weight, Governor
170	98-9692	2	Roller
180	98-9563	1	Sleeve-Governor
190	98-9564	1	Washer-Thrust
200	107-9079	1	Bearing-Ball
210	98-9657	1	Circlip-Shaft, Governor
220	98-9565	1	Screw-Set



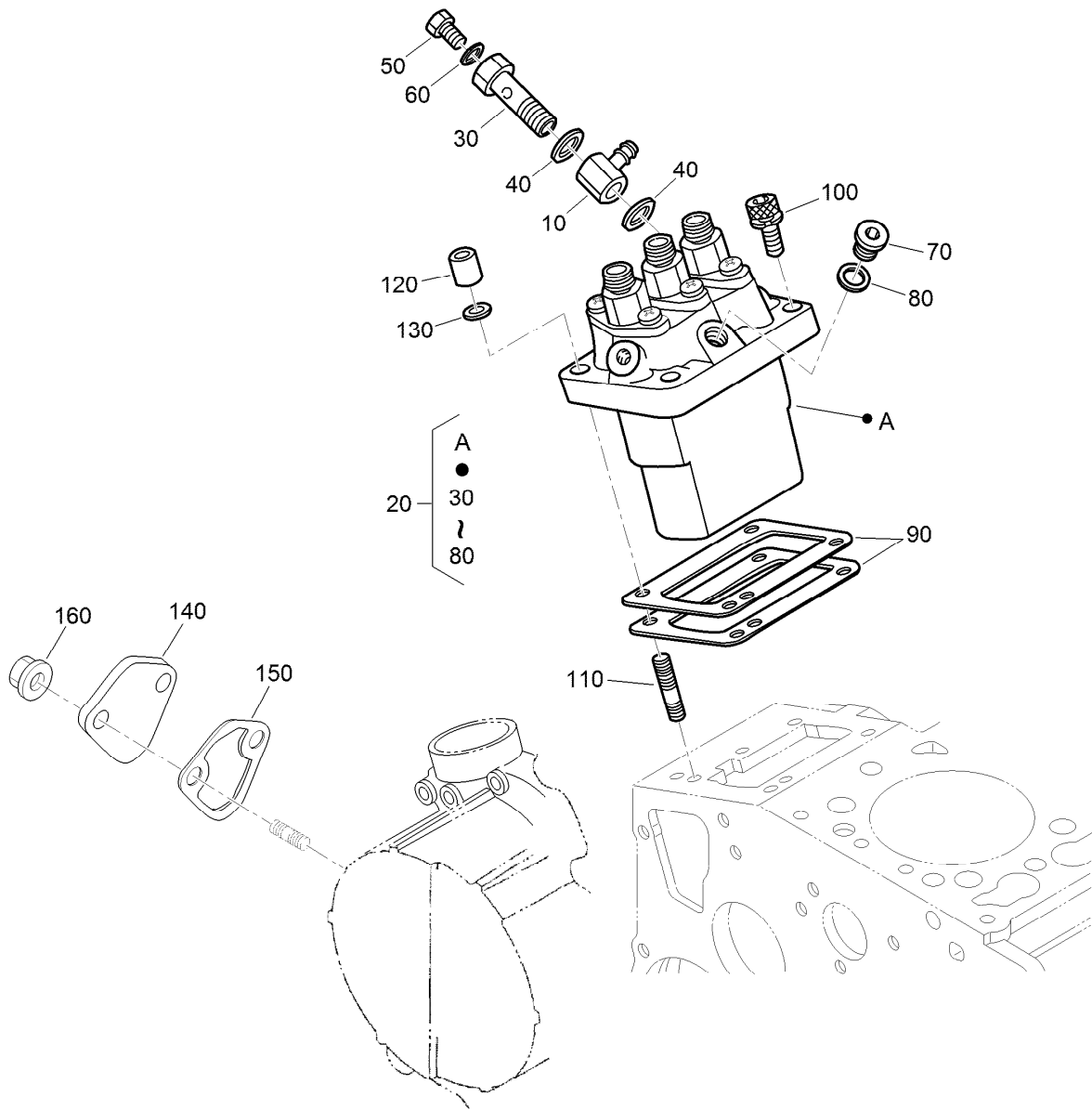
Idle Apparatus Assembly

<i>Ref.</i>	<i>Part Number</i>	<i>Qty.</i>	<i>Description</i>
10	132-4937	1	Apparatus-Idling
20	132-4938	1	Adjustment Bolt ASM
30	98-9439	1	Nut
40	112-0181	1	Nut
50	98-7654	2	Gasket
60	98-7656	1	Cap
70	112-7015	1	Bolt-Adjusting
80	100-2175	1	Nut-Lock
90	112-0181	1	Nut
100	98-7654	2	Gasket
110	107-9081	1	Gasket
120	131-6556	1	Bolt
130	98-7572	1	Nut
140	98-7654	1	Gasket



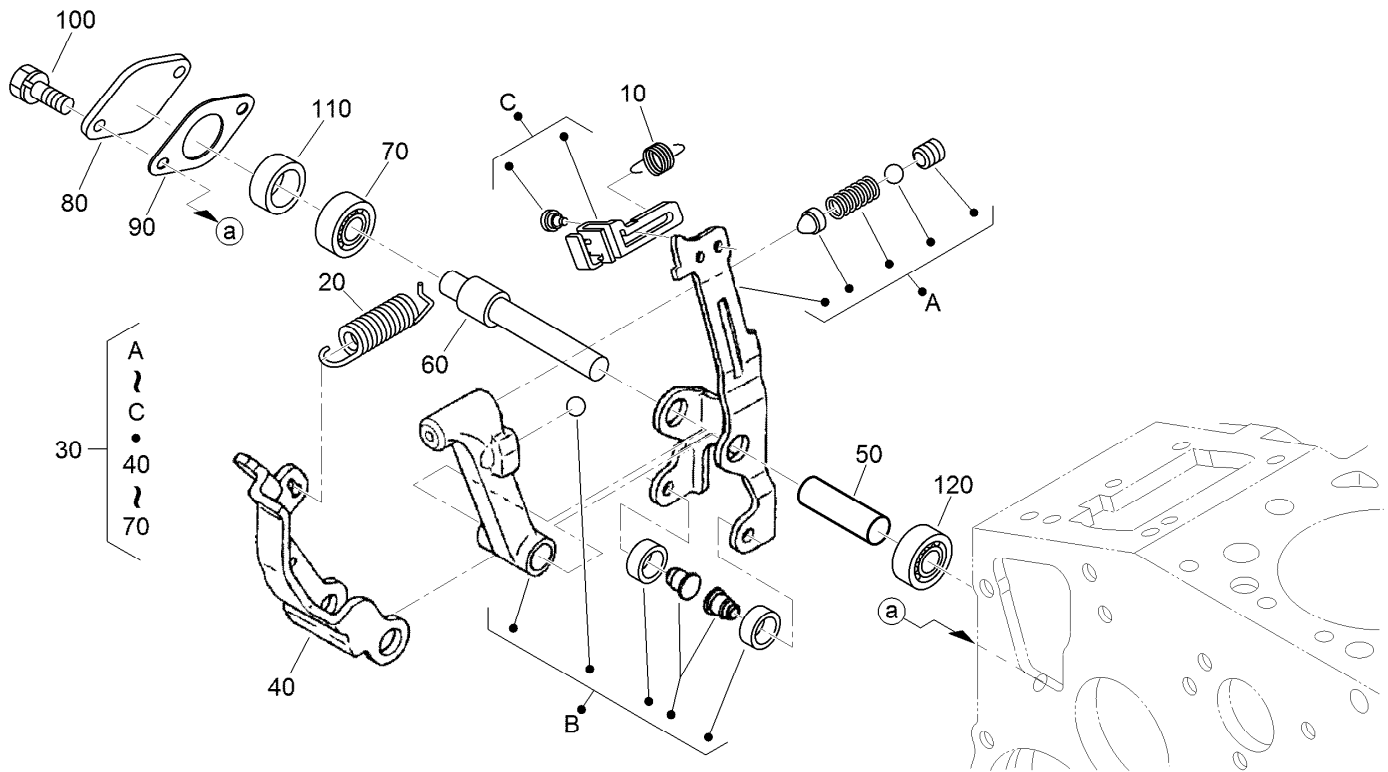
Stop Solenoid Assembly

<i>Ref.</i>	<i>Part Number</i>	<i>Qty.</i>	<i>Description</i>
10	104-5155	1	Solenoid-Stop
20	130-1155	2	Screw-HSH
30	112-7016	1	Cover-Pump



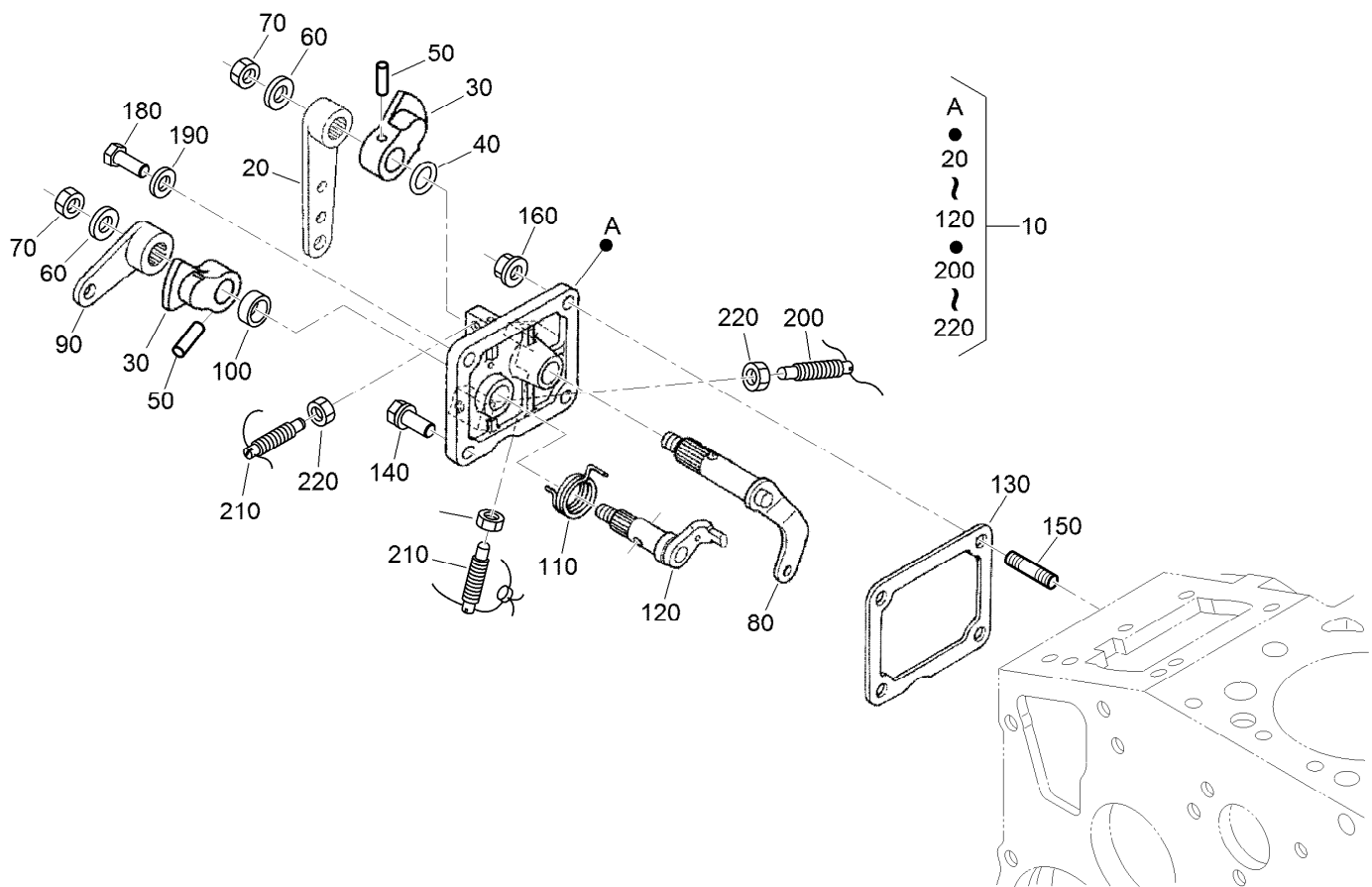
Injection Pump Assembly

<i>Ref.</i>	<i>Part Number</i>	<i>Qty.</i>	<i>Description</i>	<i>Ref.</i>	<i>Part Number</i>	<i>Qty.</i>	<i>Description</i>
10	98-9596	1	Joint-Eye	90	98-9458	1	Shim-Injection (0.30MM)
20	98-9643	1	Injection Pump ASM	90	115-3046	1	Shim-Injection (0.35MM)
30	98-9464	1	Bolt-Joint	90	115-3045	1	Shim-Injection (0.175MM)
40	98-9445	2	Gasket	100	117-7564	2	Bolt-Hex Soc HD
50	98-9430	1	Screw	110	98-9438	2	Stud
60	98-9446	1	Gasket	120	98-9440	2	Nut-Cap
70	98-9466	1	Plug	130	98-7699	2	Washer-Spring
80	98-9451	1	Gasket	140	99-3514	1	Cover
90	98-9456	1	Shim-Injection (0.20MM)	150	117-7562	1	Gasket-Pump, Fuel
90	98-9457	1	Shim-Injection (0.25MM)	160	100-2203	2	Nut-Flange



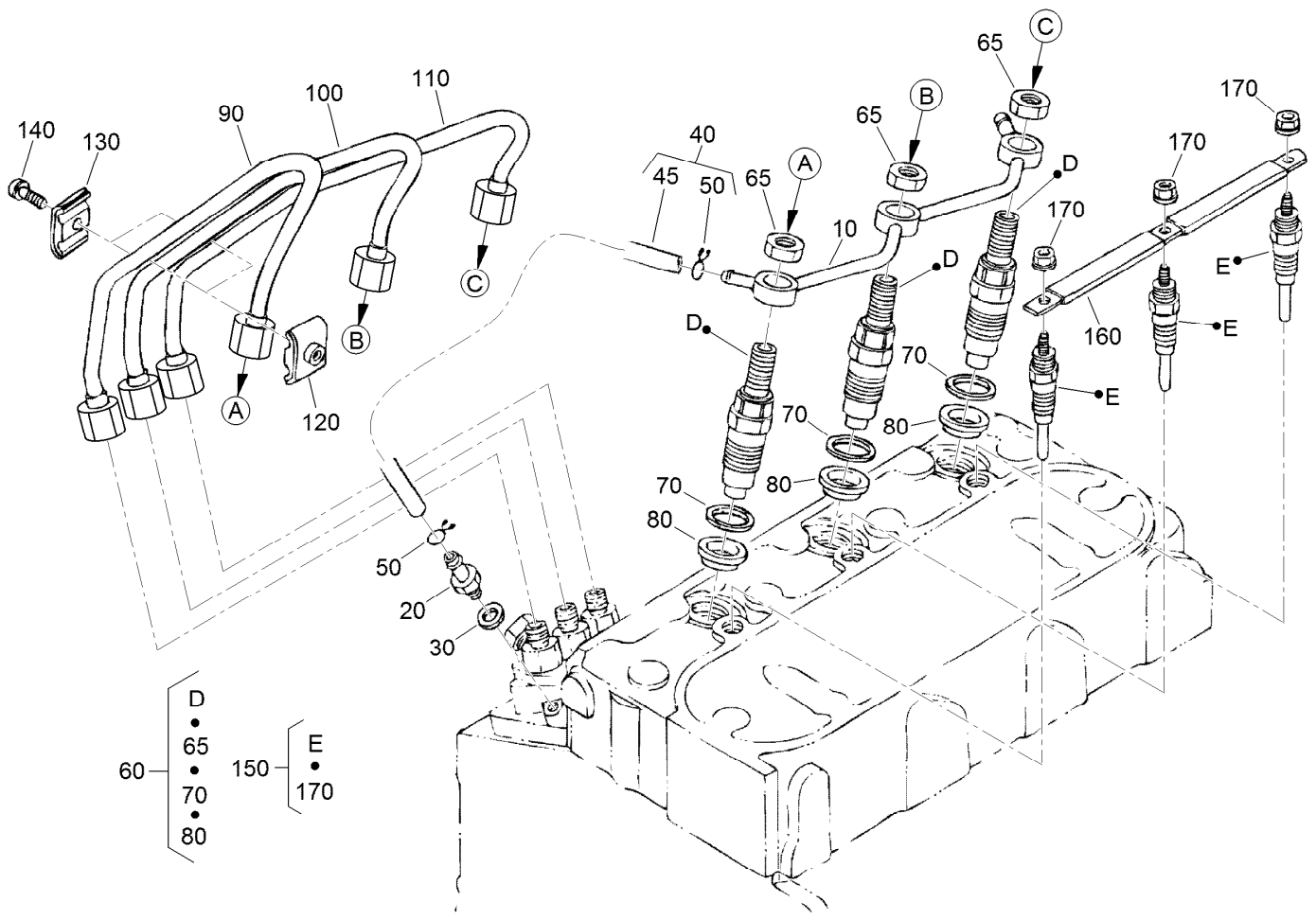
Governor Assembly

Ref.	Part Number	Qty.	Description
10	105-3786	1	Spring-Start
20	107-7839	1	Spring-Governor
30	115-4502	1	Fork Lever ASM
40	107-9084	1	Lever-Fork
50	107-9085	1	Shaft-Lever, Fork
60	107-9086	1	Shaft-Lever, Fork
70	98-9570	1	Bearing-Miniaturize
80	115-4122	1	Cover-Shaft, Fork Lever
90	98-9682	1	Gasket
100	98-9350	2	Bolt
110	98-9567	1	Collar
120	98-9571	1	Bearing-Miniaturize



Speed Control Plate Assembly

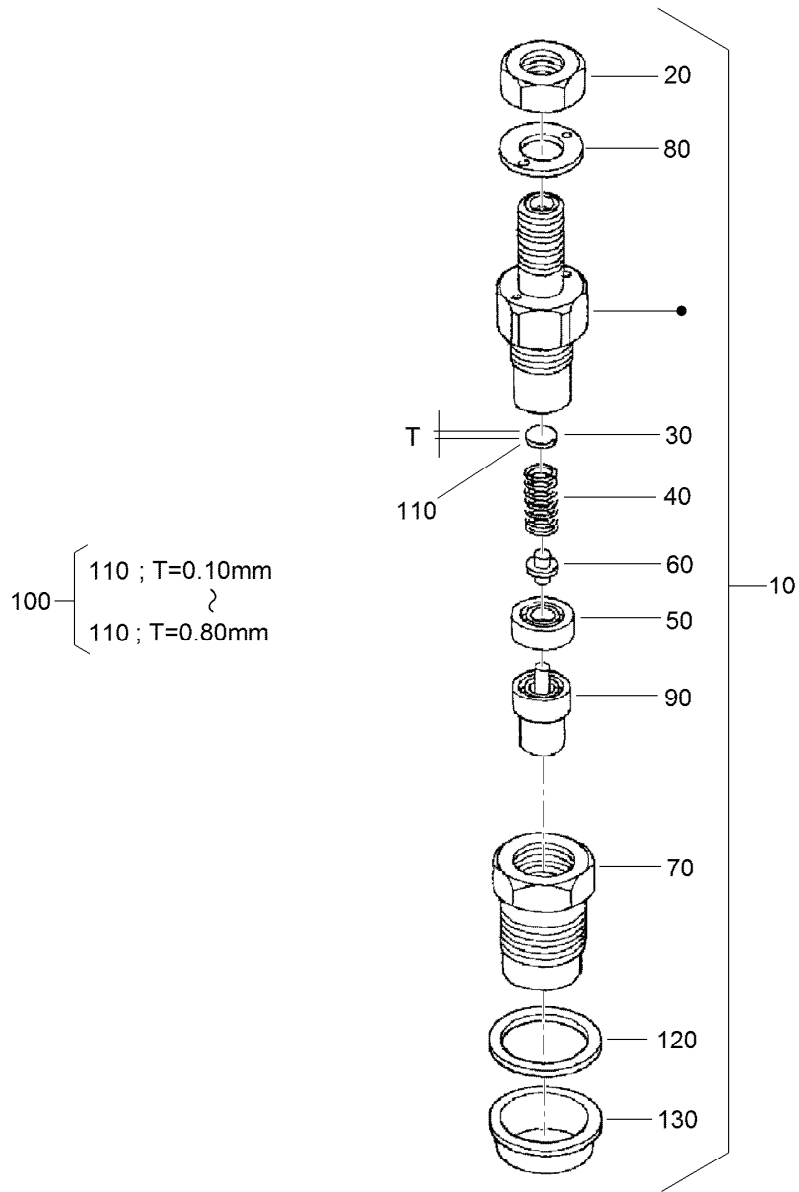
Ref.	Part Number	Qty.	Description	Ref.	Part Number	Qty.	Description
10	98-9661	1	Control Plate ASM	120	98-9664	1	Shaft-Lever, Stop
20	98-9662	1	Lever-Control, Speed	130	98-9637	1	Gasket
30	98-9572	2	Lever-Control, Speed	140	98-7692	1	Bolt
40	105-3788	1	O-Ring	150	105-3710	2	Stud
50	98-7602	2	Pin-Spring	160	100-2203	2	Nut-Flange
60	98-9594	2	Washer-Plain	180	127-0401	1	Bolt-Hex
70	98-9589	2	Nut	190	98-7654	1	Gasket
80	98-9658	1	Governor Lever ASM	200	117-7566	1	Bolt-Adjusting
90	98-9663	1	Lever-Stop, Engine	210	117-7565	2	Bolt-Adjusting
100	98-7601	1	Seal-Oil	220	98-7572	3	Nut
110	98-9472	1	Spring-Return				



Nozzle Holder and Glow Plug Assembly

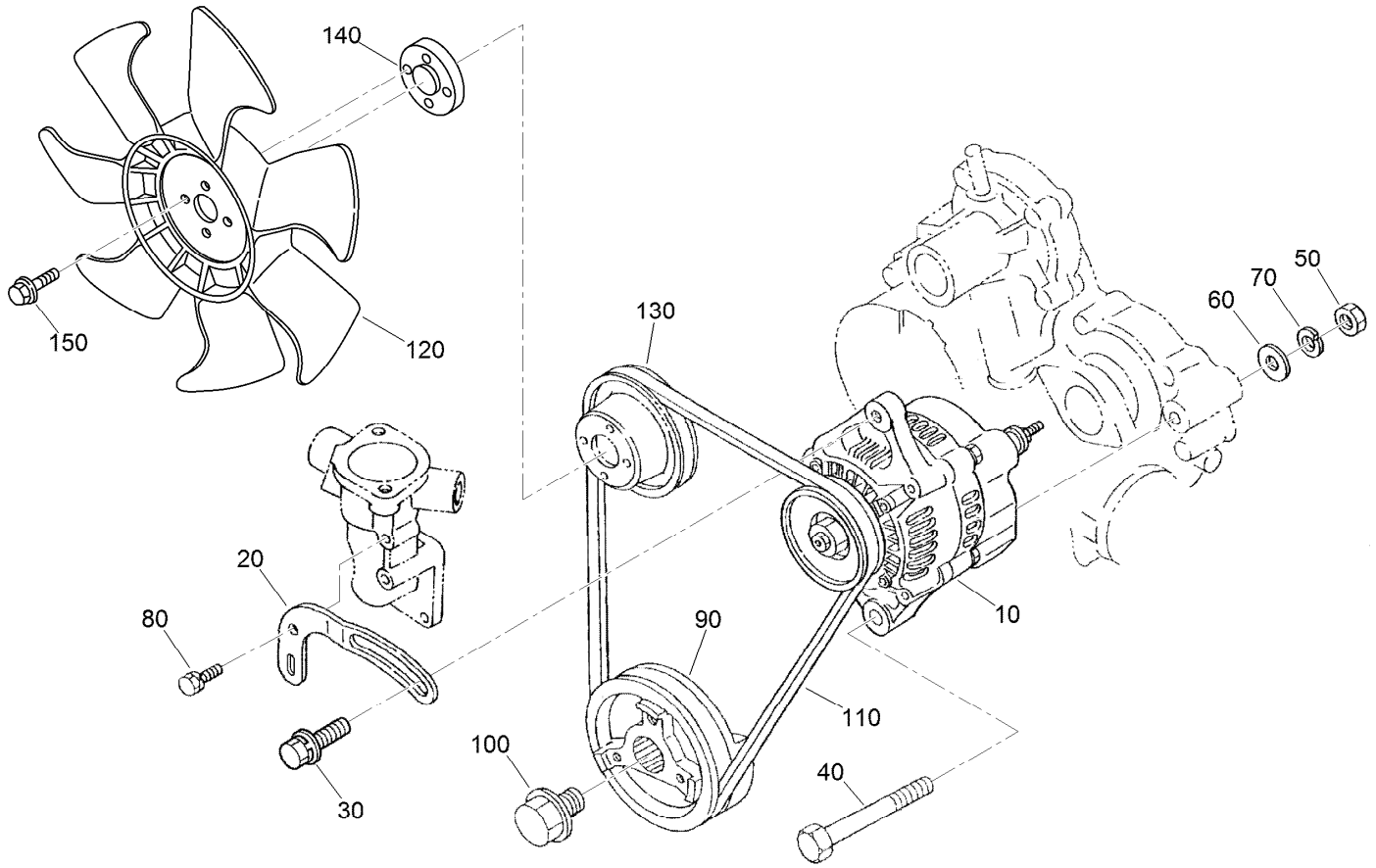
<i>Ref.</i>	<i>Part Number</i>	<i>Qty.</i>	<i>Description</i>
10	98-9620	1	Overflow Pipe ASM
20	98-9431	1	Screw-Bleeder, Air
30	98-7654	1	Gasket
40	98-9420	1	Overflow Pipe ASM
45	112-0182	1	Pipe-Overflow
50	98-7671	2	Clip-Pipe
60	115-3018	3	Nozzle Holder Kit
65	121-2411	3	Nut
70	98-7676	3	Gasket
80	98-7677	3	Seal-Heat

<i>Ref.</i>	<i>Part Number</i>	<i>Qty.</i>	<i>Description</i>
90	132-4945	1	Pipe Injection
100	132-4946	1	Pipe Injection
110	132-4947	1	Pipe Injection
120	98-7682	2	Clamp-Pipe
130	98-7683	2	Clamp-Pipe
140	98-7684	2	Screw (W/Washer)
150	130-1411	3	Plug-Glow
160	98-9631	1	Cord-Plug, Glow
170	99-8377	3	Nut-Flange



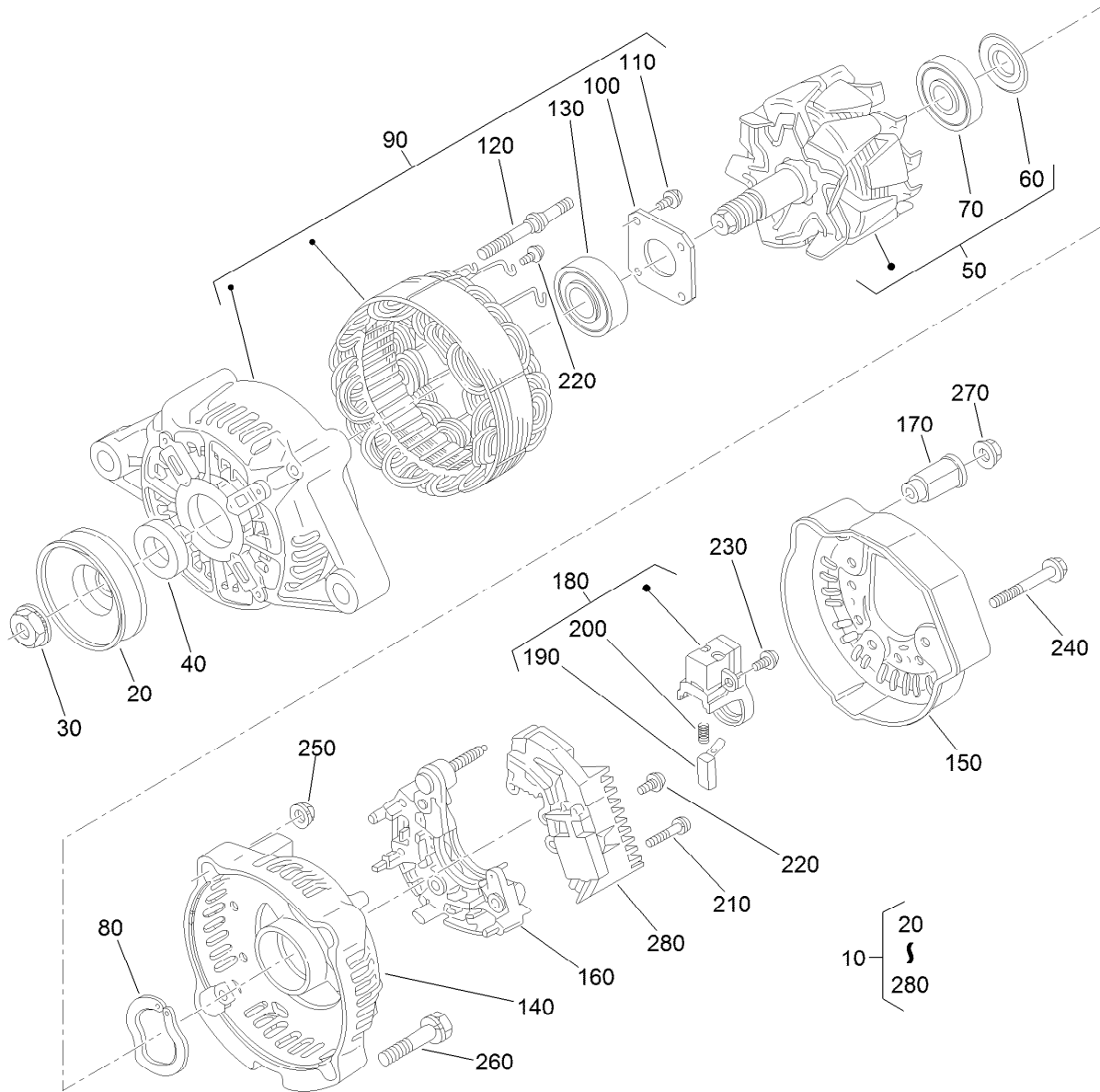
Nozzle Holder Assembly

<i>Ref.</i>	<i>Part Number</i>	<i>Qty.</i>	<i>Description</i>	<i>Ref.</i>	<i>Part Number</i>	<i>Qty.</i>	<i>Description</i>
10	115-3018	3	Nozzle Holder Kit	110	99-8311	3	Washer-Adjust (0.20MM)
20	121-2411	3	Nut	110	99-8312	3	Washer-Adjust (0.30MM)
30	99-8302	3	Washer-Adjusting	110	99-8313	3	Washer-Adjust (0.40MM)
40	99-8303	3	Spring-Nozzle	110	99-8314	3	Washer-Adjust (0.50MM)
50	99-8304	3	Spacer-Distance	110	99-8315	3	Washer-Adjust (0.52MM)
60	99-8305	3	Rod-Push	110	99-8316	3	Washer-Adjust (0.54MM)
70	99-8306	3	Nut-Nozzle	110	99-8317	3	Washer-Adjust (0.56MM)
80	99-8307	3	Washer-Plain	110	99-8318	3	Washer-Adjust (0.58MM)
90	115-3020	3	Piece-Nozzle	110	99-8319	3	Washer-Adjust (0.80MM)
100	99-8309	3	Adjusting Washer ASM	120	98-7676	3	Gasket
110	99-8310	3	Washer-Adjust (0.10MM)	130	98-7677	3	Seal-Heat



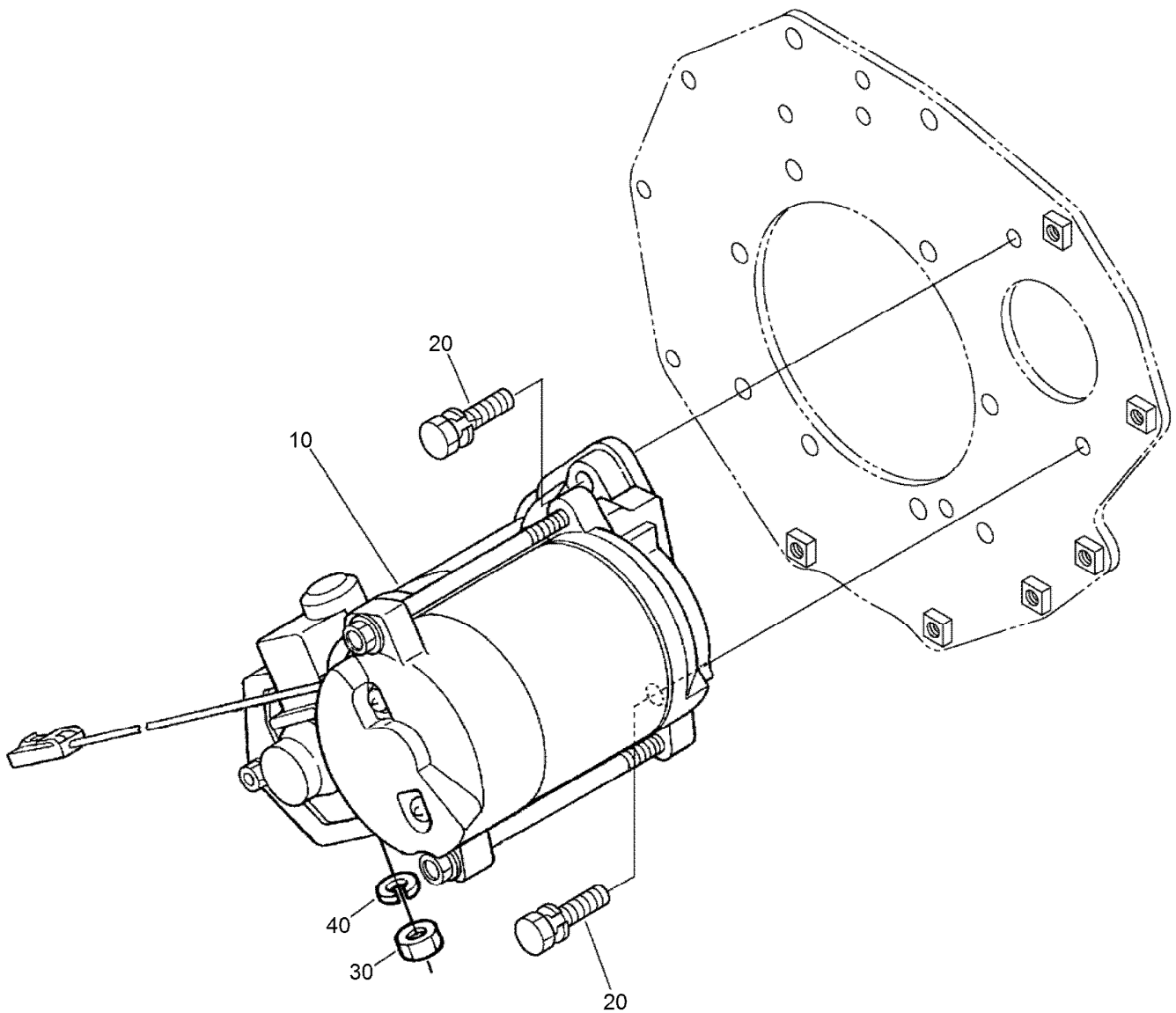
Alternator and Pulley Assembly

Ref.	Part Number	Qty.	Description
10	131-6557	1	Alternator ASM
20	112-7047	1	Stay-Dynamo
30	108-7088	1	Bolt
40	98-9360	1	Bolt
50	98-7737	1	Nut
60	98-9366	1	Washer-Plain
70	99-7527	1	Washer-Spring
80	98-7692	1	Bolt
90	117-8830	1	Pulley-Drive, Fan
100	98-9585	1	Bolt
110	98-9676	1	V-Belt
120	104-4246	1	Fan-Engine
130	98-9584	1	Pulley-Fan
140	104-4247	1	Spacer-Fan
150	108-2873	4	Bolt-Flange



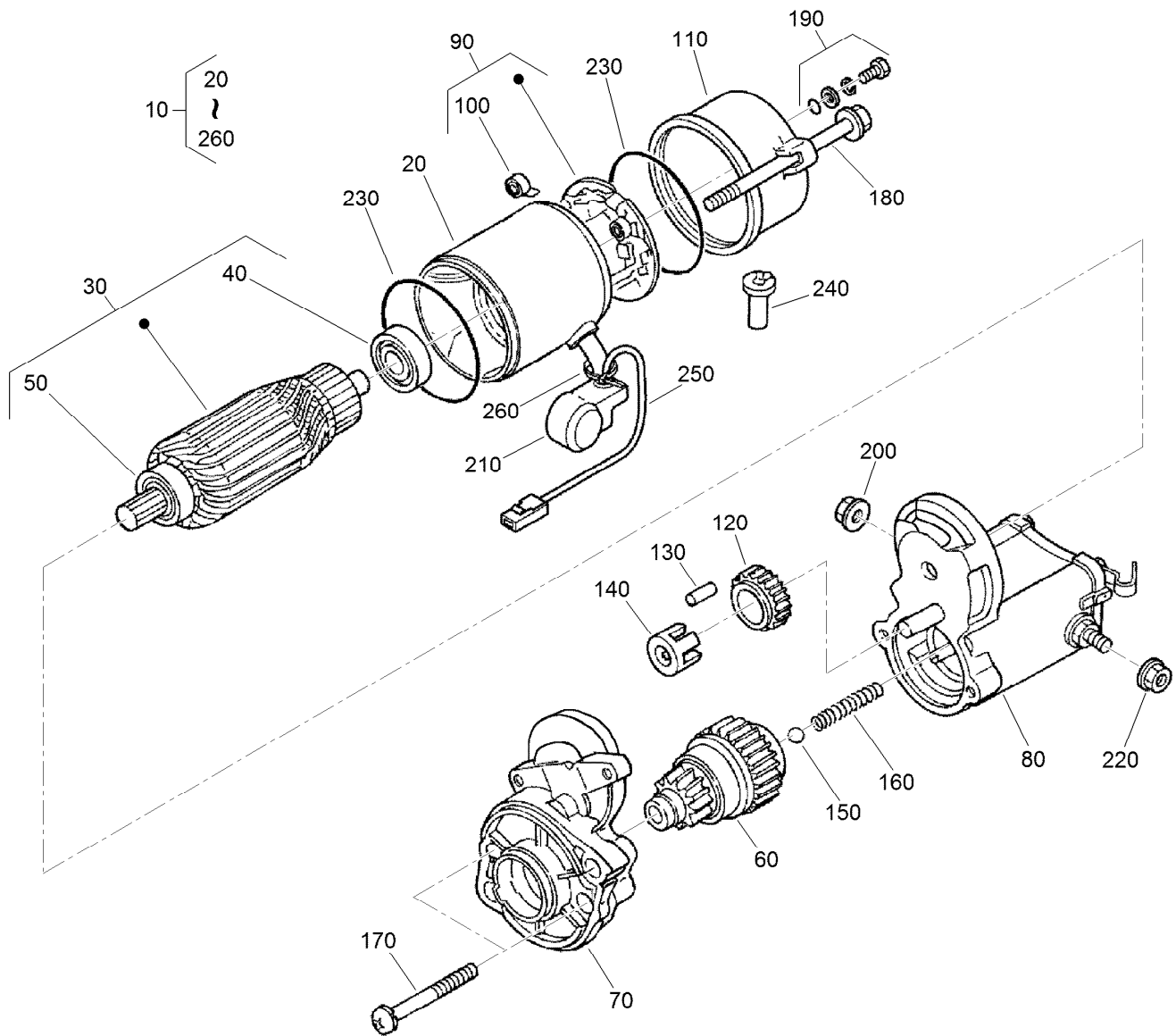
Alternator Components Assembly

<i>Ref.</i>	<i>Part Number</i>	<i>Qty.</i>	<i>Description</i>	<i>Ref.</i>	<i>Part Number</i>	<i>Qty.</i>	<i>Description</i>
10	131-6557	1	Alternator ASM	150	107-0140	1	Cover-End
20	98-9453	1	Pulley-Dynamo	160	98-7721	1	Rectifier ASM
30	98-7708	1	Nut	170	98-7722	1	Bushing-Insulation
40	98-7709	1	Collar	180	107-0141	1	Brush Holder ASM
50	107-0136	1	Rotor ASM	190	98-7724	2	Brush
60	98-7711	1	Cover-Bearing	200	98-7725	2	Spring-Brush
70	107-0138	1	Bearing-Ball	210	98-7726	2	Screw-Head, Round
80	98-7713	1	Washer-Thrust	220	98-7727	6	Screw-Head, Round
90	107-0139	1	Drive End Frame ASM	230	98-7728	1	Screw-Head, Round
100	98-7715	1	Plate-Retainer	240	98-7729	3	Bolt
110	98-7716	4	Screw-Head, Round	250	98-7730	2	Nut
120	98-7717	2	Bolt-Through	260	98-7731	2	Bolt
130	133-2811	1	Bearing	270	98-7732	1	Nut
140	107-9087	1	Frame-End	280	110-3799	1	Regulator ASM



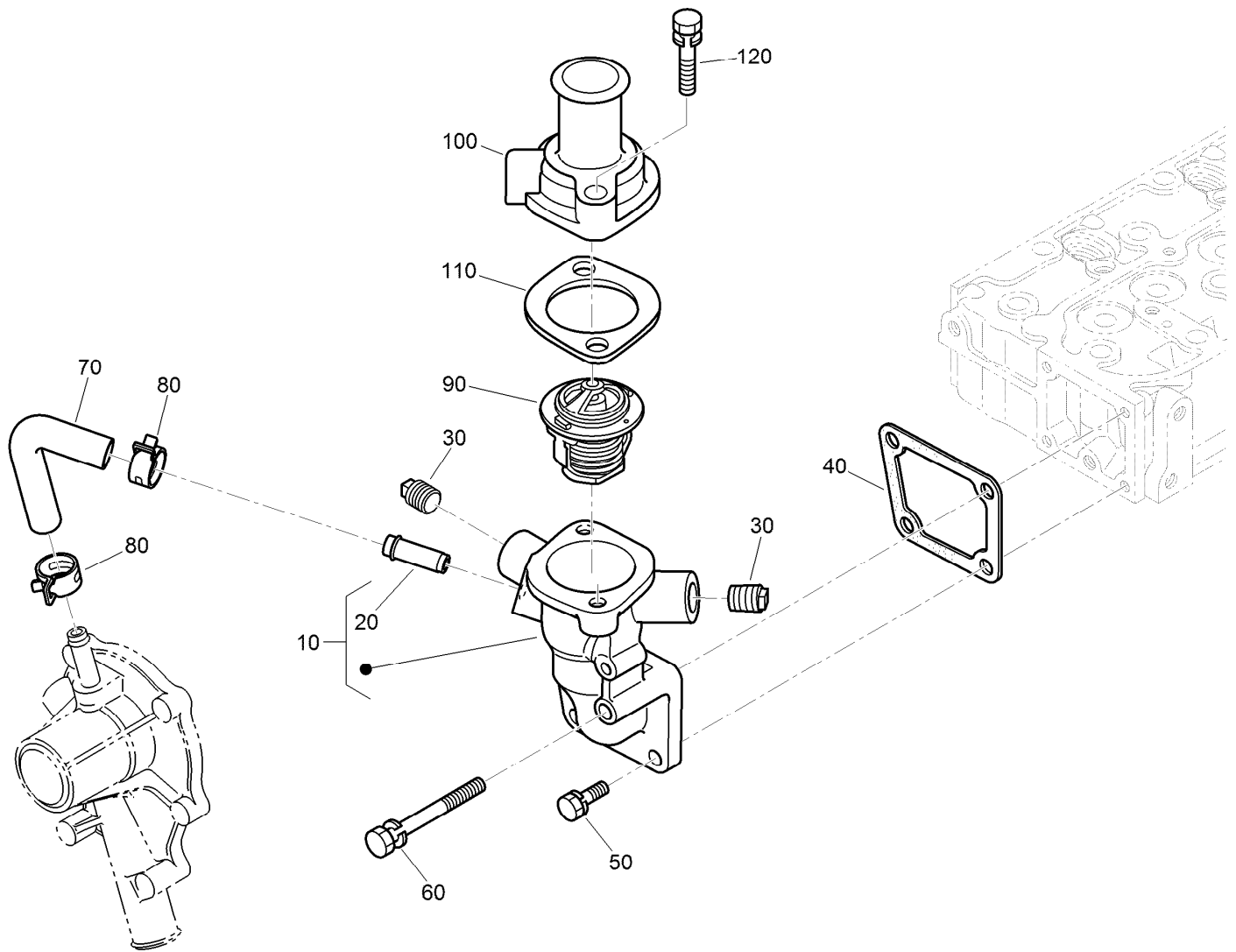
Starter Installation Assembly

<i>Ref.</i>	<i>Part Number</i>	<i>Qty.</i>	<i>Description</i>
10	132-4948	1	Starter
20	98-7697	2	Bolt
30	98-7739	1	Nut
40	131-9579	1	Washer-Spring, Lock



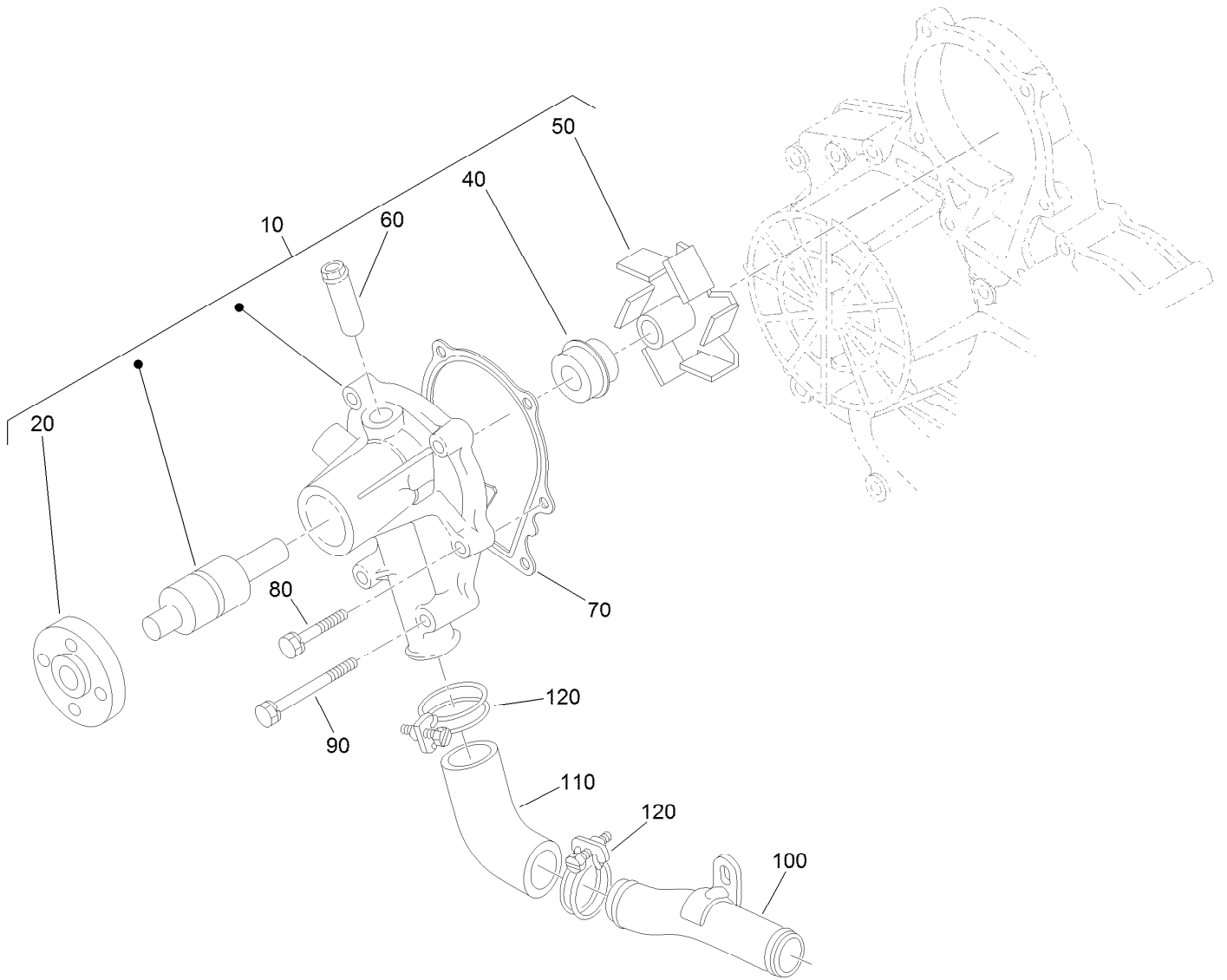
Starter Component Assembly

<i>Ref.</i>	<i>Part Number</i>	<i>Qty.</i>	<i>Description</i>	<i>Ref.</i>	<i>Part Number</i>	<i>Qty.</i>	<i>Description</i>
10	132-4948	1	Starter	140	98-7752	1	Retainer
20	132-4949	1	Yoke	150	98-7755	1	Ball
30	132-4930	1	Armature	160	98-7754	1	Spring
40	98-7743	1	Bearing	170	98-7756	2	Bolt
50	98-7744	1	Bearing	180	100-2210	2	Bolt-Through
60	132-4934	1	Clutch ASM	190	98-7758	2	Bolt ASM
70	132-4933	1	Housing ASM	200	99-8376	1	Nut-Hex
80	105-3746	1	Magnetic Switch ASM	210	99-8375	1	Cover
90	132-4932	1	Holder-Brush	220	99-8371	1	Nut-Hex
100	132-4931	4	Spring-Brush	230	98-7757	2	O-Ring
110	132-4935	1	Frame End ASM	240	98-7759	1	Pipe-Drain
120	98-7751	1	Gear	250	98-9711	1	Cord-Solenoid, Stop
130	98-7753	5	Roller	260	98-9712	1	Band-Cover



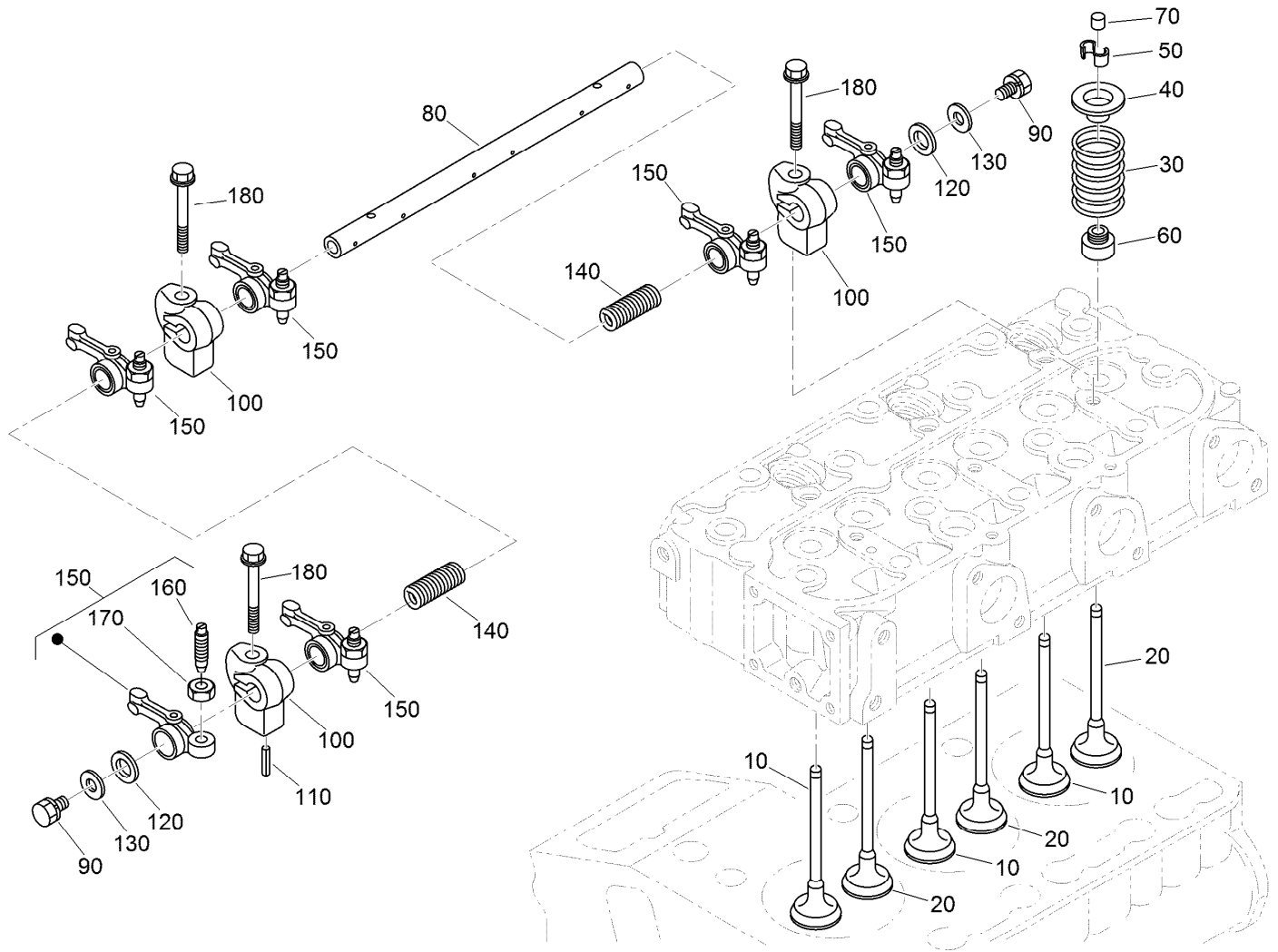
Water Flange and Thermostat Assembly

<i>Ref.</i>	<i>Part Number</i>	<i>Qty.</i>	<i>Description</i>
10	132-4943	1	Water Flange ASM
20	98-9580	1	Pipe-Return, Water
30	110-3821	2	Plug
40	98-9638	1	Gasket-Flange, Water
50	98-7692	3	Bolt
60	98-9356	1	Bolt
70	98-9578	1	Pipe-Return, Water
80	125-9078	2	Clamp-Hose
90	98-7778	1	Thermostat ASM
100	98-9471	1	Cover-Thermostat
110	105-3748	1	Gasket-Thermostat
120	98-7777	2	Bolt



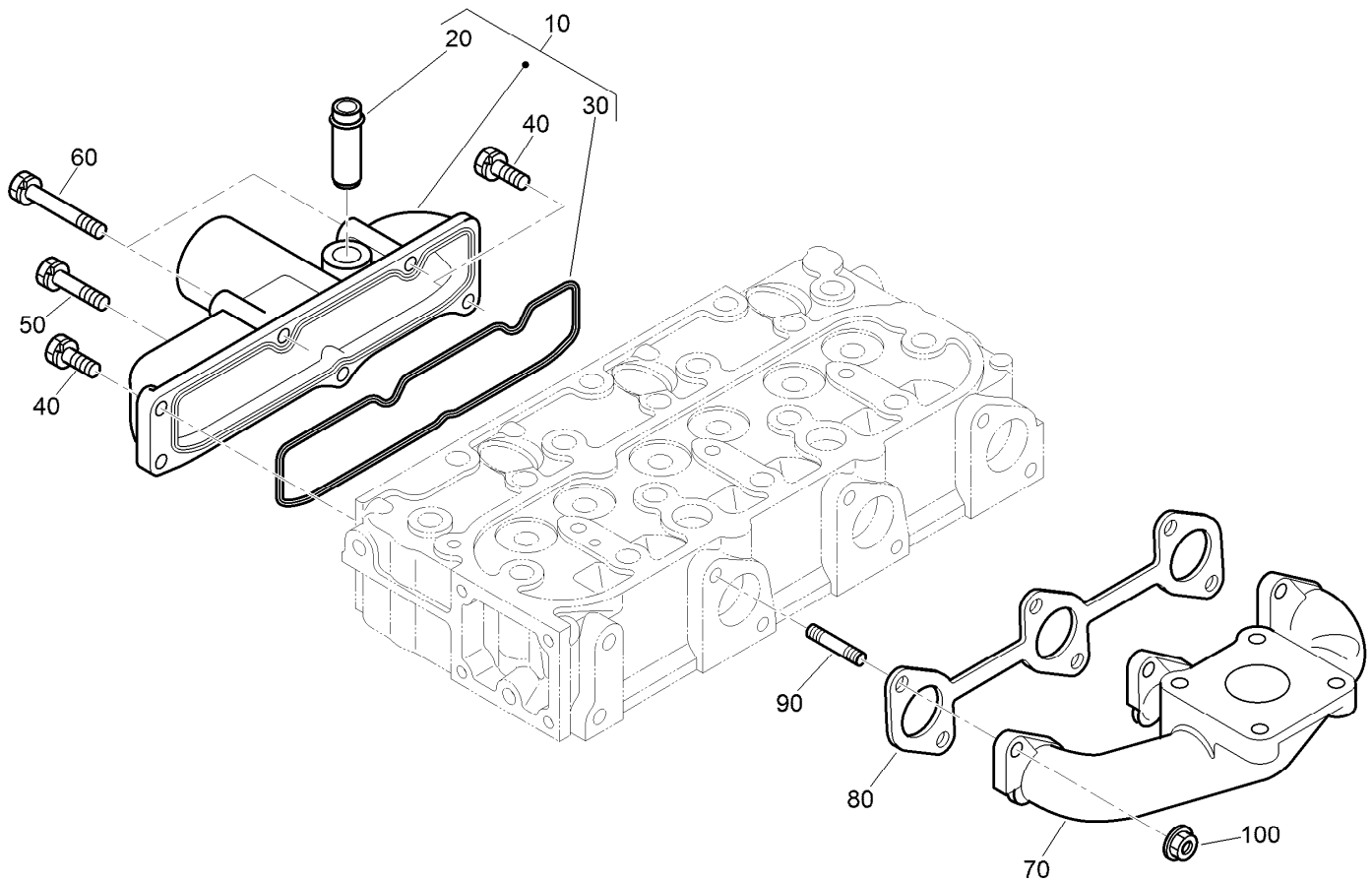
Water Pump Assembly

Ref.	Part Number	Qty.	Description
10	107-9089	1	Water Pump ASM
20	99-3516	1	Flange-Pump, Water
40	105-3750	1	Mechanical Seal ASM
50	112-7017	1	Impeller-Pump, Water
60	100-1932	1	Pipe-Return, Water
70	99-3454	1	Gasket-Pump, Water
80	98-9353	4	Bolt
90	107-9090	4	Bolt
100	98-9716	1	Pipe-Water
110	107-9091	1	Pipe-Water
120	127-0439	2	Clamp-Hose



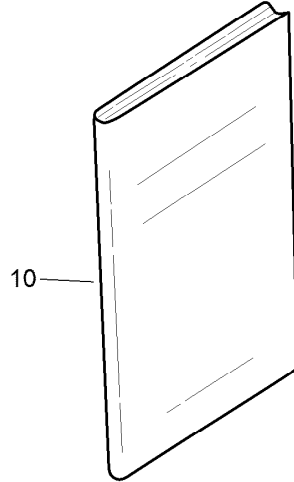
Valve and Rocker Arm Assembly

<i>Ref.</i>	<i>Part Number</i>	<i>Qty.</i>	<i>Description</i>	<i>Ref.</i>	<i>Part Number</i>	<i>Qty.</i>	<i>Description</i>
10	112-7018	3	Valve-Inlet	100	98-9505	3	Bracket-Arm, Rocker
20	120-2564	3	Valve-Exhaust	110	105-3758	1	Pin-Spring
30	98-9648	6	Spring-Valve	120	98-9507	2	Washer-Shaft, Rocker Arm
40	107-9092	6	Retainer-Spring	130	110-3832	2	Washer-Plain
50	98-9390	6	Collet-Spring, Valve	140	98-9504	2	Spring-Arm, Rocker
60	99-8385	6	Seal-Stem, Valve	150	112-7020	6	Rocker Arm ASM
70	98-9497	6	Cap-Valve	160	98-9502	6	Screw-Adjusting
80	130-1248	1	Shaft-Arm, Rocker	170	98-9503	6	Nut
90	108-2873	2	Bolt-Flange	180	117-8832	3	Bolt



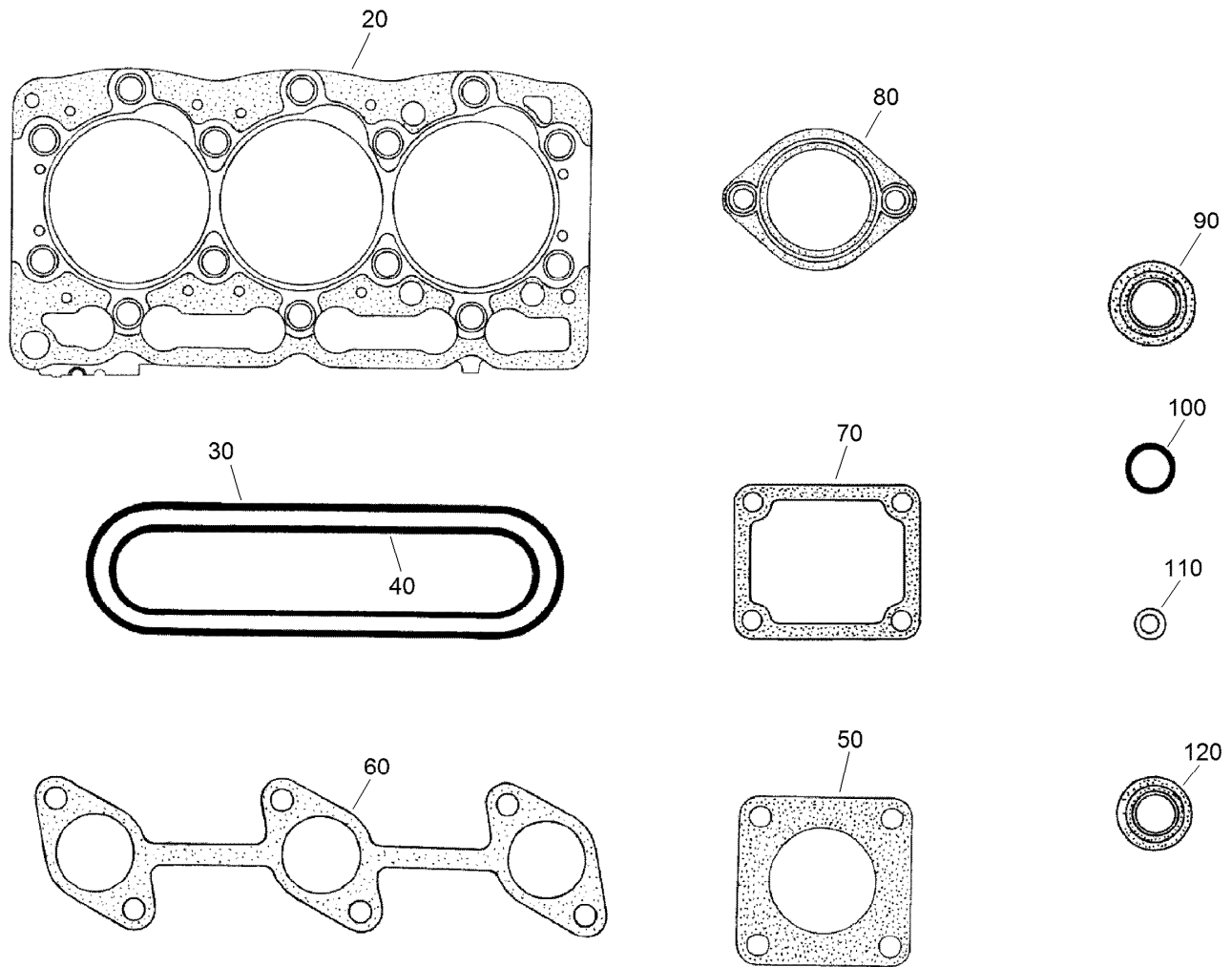
Inlet and Exhaust Manifold Assembly

<i>Ref.</i>	<i>Part Number</i>	<i>Qty.</i>	<i>Description</i>
10	108-6577	1	Inlet Manifold ASM
20	98-9492	1	Joint-Pipe, Breather
30	98-9609	1	Gasket-Manifold, Inlet
40	127-0403	3	Bolt-Flange
50	98-9353	1	Bolt
60	105-3797	2	Bolt
70	107-9093	1	Manifold-Exhaust
80	99-8327	1	Gasket-Manifold, Exhaust
90	98-9588	6	Stud
100	98-9665	6	Nut



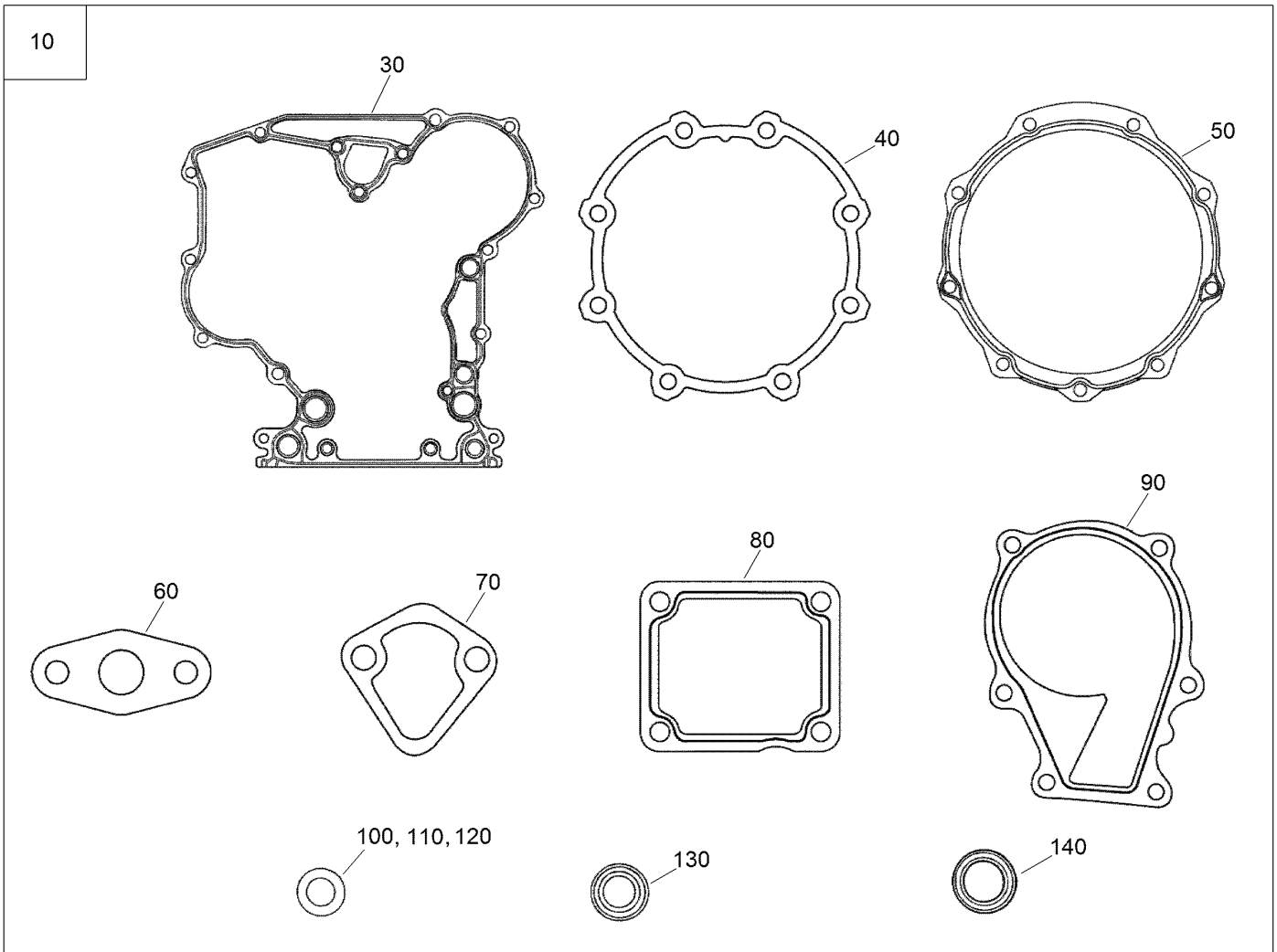
Accessories and Service Parts

<i>Ref.</i>	<i>Part Number</i>	<i>Qty.</i>	<i>Description</i>
10	130-1543	1	Manual-Operator



Upper Gasket Kit

Ref.	Part Number	Qty.	Description
10	117-8833	1	Upper Gasket Kit
20	108-6573	1	Gasket-Head, Cylinder
30	117-8806	1	Gasket-Cover, Head
40	98-9609	1	Gasket-Manifold, Inlet
50	99-8343	1	Gasket-Muffler
60	99-8327	1	Gasket-Manifold, Exhaust
70	98-9638	1	Gasket-Flange, Water
80	105-3748	1	Gasket-Thermostat
90	98-7677	3	Seal-Heat
100	99-3446	2	O-Ring
110	98-7676	3	Gasket
120	99-8385	6	Seal-Stem, Valve



Lower Gasket Kit

Ref.	Part Number	Qty.	Description
10	117-8834	1	Lower Gasket Kit
30	117-8835	1	Gasket-Case, Gear
40	131-6554	1	Gasket-Case, Bearing
50	112-7037	1	Gasket-Cover, Case
60	98-9682	1	Gasket
70	117-7562	1	Gasket-Pump, Fuel
80	98-9637	1	Gasket
90	99-3454	1	Gasket-Pump, Water
100	98-7654	6	Gasket
110	98-7524	1	Gasket
120	110-9715	1	Gasket-Pan, Oil
130	98-9482	1	Seal-Oil
140	112-0180	1	Seal-Oil

Attachments and Accessories

For 22327G TX 1000 Compact Tool Carrier

Product Name	Model/Part
Light Kit.....	131-9247
Standard Bucket	22340
Adjustable Forks.....	22341
High Volume Bucket	22342
Loose Materials Bucket	22410
48in Hydraulic Blade.....	22414
Bore Drive Head	22420
Rod and Reamer	22421
Multi-Purpose Tool.....	22423
Direct Drive Power Box Rake	22426
Stump Grinder	22429
Tree Forks	22438
Cement Bowl	22442
40in Tiller	22445
Snowthrower.....	22456
Crumber Kit	22464
Trench Filler.....	22472
High-Torque Trencher Head	22473
High-Speed Trencher Head.....	22474
Narrow Bucket.....	22520
Grapple Rake	22521
Auger Head	22805
Universal Swivel Auger Head	22806
18in Auger Bit	22814
24in Auger Bit	22815
30in Auger Bit	22816
12in Auger Bit Extension	22818
24in Auger Bit Extension	22819
6in Full-Flight Auger Bit	22820
9in Full-Flight Auger Bit	22821
12in Full-Flight Auger Bit.....	22822
15in Full-Flight Auger Bit.....	22823
Vibratory Plow	22911
Soil Cultivator	23102
Low Flow Auxiliary Kit.....	23134
Concrete Breaker	23135
Leveler.....	23165
Double Detent Valve	23171
Stump Grinder Fit-Up Kit.....	23172
Spark Arrestor	98-9099



Count on it.