



Count on it.

Parts Catalog

**TX 1000 Wide Track
Compact Tool Carrier**

Model No. 22328—Serial No. 408000000 and Up



Ordering Replacement Parts

To order replacement parts, please supply the part number, the quantity, and the description of each part desired.

Understanding Reference Numbers

Each identified part in an illustration has a reference number. The reference number for a part also appears in the parts list, along with other information about the part.

This catalog uses two special reference number formats, one to indicate parts in a service assembly and another to indicate the quantity of a given part in an illustration.

Service Assembly Reference Numbers

Parts in service assemblies have reference numbers in the form a:b. The a represents the reference number of the entire service assembly and the b represents a sequential number unique to each part within the service assembly.

For example, a wheel assembly might be identified by reference number 6, the tire by 6:1, the valve by 6:2, and the wheel by 6:3. When you order the assembly identified by reference number 6, you receive all parts identified by reference numbers 6:1, 6:2, and 6:3. However, you may also order any part individually. Reference numbers of this type appear in illustration and in parts lists.

Reference Numbers Indicating Quantity

In an illustration, if a reference number indicates more than one part, the reference number has the form nX y. The n represents the quantity of the part, the X is the multiplication symbol, and the y represents the reference number.

For example, in an illustration, the reference number 2X 37 means that two of the parts identified by reference number 37 are indicated.

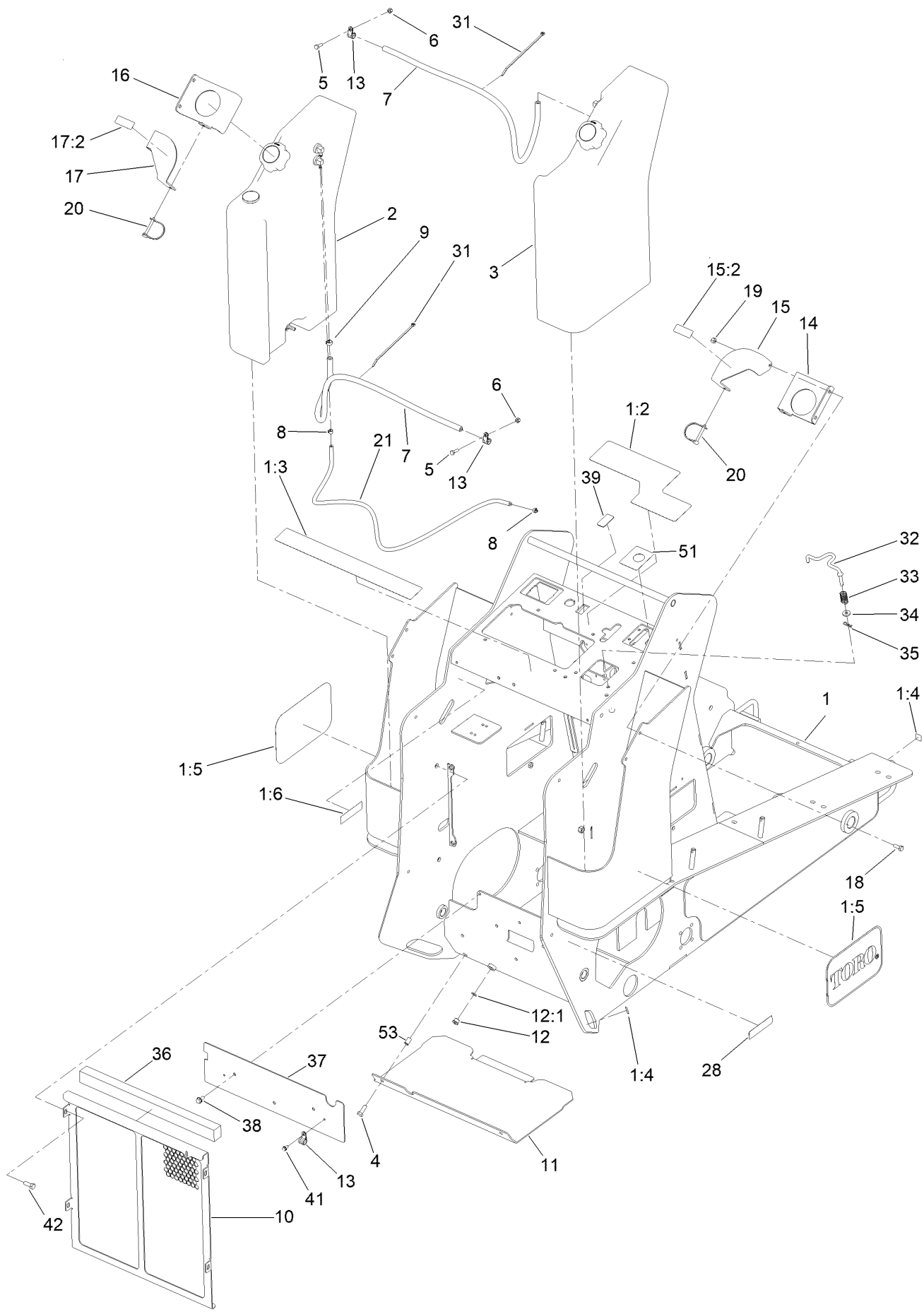
Contents

Frame, Fuel Tank and Cover Assembly	6
LH Fuel Tank Assembly No. 130-1026	8
RH Fuel Tank Assembly No. 130-1027	10
Hydraulic Tank and Track Shaft Assembly	12
Track, Drive Wheel and Tensioner Assembly	14
Brake Assembly	16
Front Tower Assembly	18
Hydraulic Motor and Hose Assembly	20
Hydraulic Motor Assembly No. 138-0778	22
Hydraulic Motor Assembly No. 138-0761	24
Radiator and Air Cleaner Assembly	26
Radiator Support Kit Assembly No. 161-7280	28
Air Cleaner Assembly No. 93-2190	30
Engine and Muffler Assembly	32
Tandem Pump and Gear Pump Assembly	34
Tandem Pump Assembly No. 138-0767	36
Gear Pump Assembly No. 130-7731	38
Control Valve and Reference Bar Assembly	40
Control Valve Assembly No. 125-3704	42
2-Spool Valve and Auxiliary Valve Assembly	44
2-Spool Valve Assembly No. 130-7710	46
Double Detent Valve Assembly No. 136-4538	48
Loader Arm Assembly	50
Hydraulic Cylinder Assembly No. 139-0780	52
Hydraulic Cylinder Assembly No. 139-0781	54
Hydraulic Cylinder Assembly No. 139-0779	56
Loader Hydraulic Assembly	58
Quick Attach Assembly	60
Front Cover and Side Panel Assembly	62
Hood Assembly	64
Manual Tube Assembly	66
Platform and Cushion Assembly	68
Electrical Assembly	70
Crankcase Assembly	72
Oil Pan Assembly	73
Cylinder Head Assembly	74
Gear Case Assembly	75
Cylinder Head Cover Assembly	76
Dipstick and Guide Assembly	77
Main Bearing Case Assembly	78
Camshaft and Idle Gear Shaft Assembly	79
Piston and Crankshaft Assembly	80
Flywheel Assembly	81
Fuel Camshaft and Governor Shaft Assembly	82
Idle Apparatus Assembly	83
Stop Solenoid Assembly	84
Injection Pump Assembly	85
Governor Assembly	86
Speed Control Plate Assembly	87
Nozzle Holder and Glow Plug Assembly	88
Nozzle Holder Assembly	89
Alternator and Pulley Assembly	90
Alternator Components Assembly	91
Starter Installation Assembly	92

Contents (continued)

Starter Component Assembly	93
Water Flange and Thermostat Assembly	94
Water Pump Assembly	95
Valve and Rocker Arm Assembly	96
Inlet and Exhaust Manifold Assembly	97
Accessories and Service Parts	98
Upper Gasket Kit	99
Lower Gasket Kit	100
Attachments and Accessories	101

Frame, Fuel Tank and Cover Assembly



Frame, Fuel Tank and Cover Assembly (continued)

<i>Ref.</i>	<i>Part Number</i>	<i>Qty.</i>	<i>Description</i>	<i>Ref.</i>	<i>Part Number</i>	<i>Qty.</i>	<i>Description</i>
1	130-5314	1	Frame	16	130-1134-03	1	Plate-Hold Down, LH
1:2	136-5824	1	Decal-Control Panel	17	130-5316	1	Plate-Lock, Fuel Cap, LH
1:3	131-0710	1	Decal-Safety	17:2	93-6680	1	Decal-Diesel
1:4	93-9084	4	Decal-Point, Lift	18	322-4	4	Screw-HH
1:5	66-6140	2	Decal	19	3296-29	4	Nut-Lock, NI
1:6	115-4865	1	Decal-Fill, Radiator	20	100-1663	2	Pin-Hitch
2	130-1026	1	LH Fuel Tank ASM	21	130-7714	1	Hose-Fuel
3	130-1027	1	RH Fuel Tank ASM	28	133-8062	1	Decal-Spark Arrestor
4	323-6	2	Screw-HH	31	3290-378	2	Tie-Cable
5	321-5	2	Screw-HH	32	131-0713	1	Rod-Interlock
6	32128-33	2	Nut-HF	33	85-6750	1	Spring-Control
7	110-6186	2	Hose-Fuel	34	88-7200	1	Washer-Flat
8	2412-80	2	Clamp-Hose	35	3290-307	1	Pin-Cotter
9	92-2379	2	Clamp-Hose	36	131-9175	1	Seal-Foam
10	130-0964-03	1	Radiator Cover ASM	37	133-1637-01	1	Plate-Cover
11	130-0995-01	1	Cover-Bottom	38	32144-14	3	Screw-HWHTF
12	353-989	1	Plug-Hex, Hollow	39	99-7420	1	Plug-Hole
12:1	237-42	1	O-Ring	41	32144-4	2	Screw-HWH
13	2412-134	4	Clamp-R	42	323-5	4	Screw-HH
14	130-1104-03	1	Plate-Hold Down, RH	51	137-9030	1	Decal-Ignition Switch
15	130-5317	1	Plate-Lock, Fuel Cap, RH	53	32148-10	2	Nut-Clinch
15:2	93-6680	1	Decal-Diesel				

LH Fuel Tank Assembly No. 130-1026

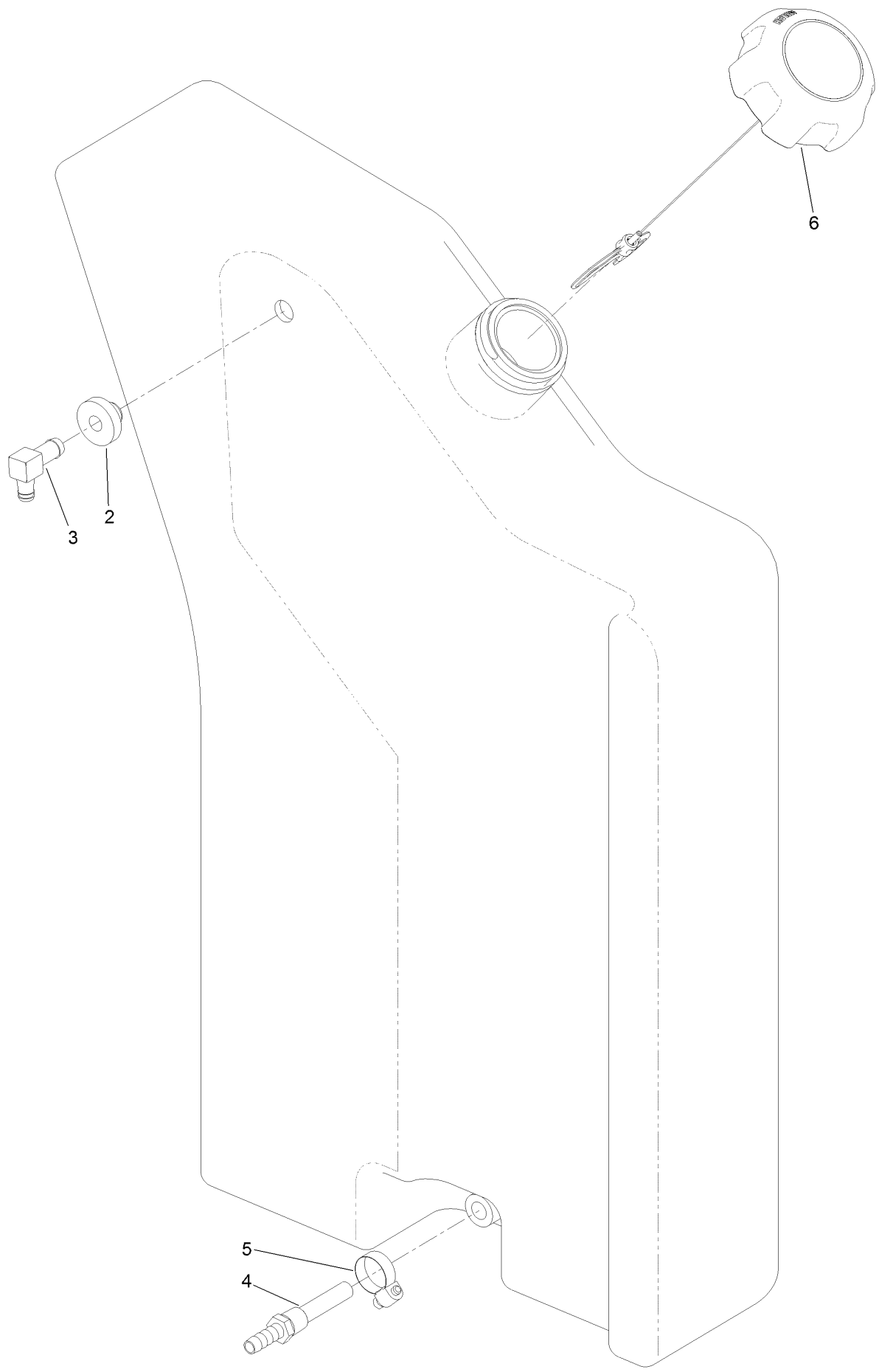


LH Fuel Tank Assembly No. 130-1026 (continued)

<i>Ref.</i>	<i>Part Number</i>	<i>Qty.</i>	<i>Description</i>
2	95-8972	1	Grommet
3	104-5603	1	Gauge-Level, Fuel
4	46-6560	2	Bushing
5	1-643259	1	Fitting-Elbow

<i>Ref.</i>	<i>Part Number</i>	<i>Qty.</i>	<i>Description</i>
6	112-6374	1	Fitting-Strainer
7	2412-36	1	Clamp-Hose
8	104-5228	1	Fitting-Elbow, 90 DEG
9	130-7567	1	Cap-Diesel,

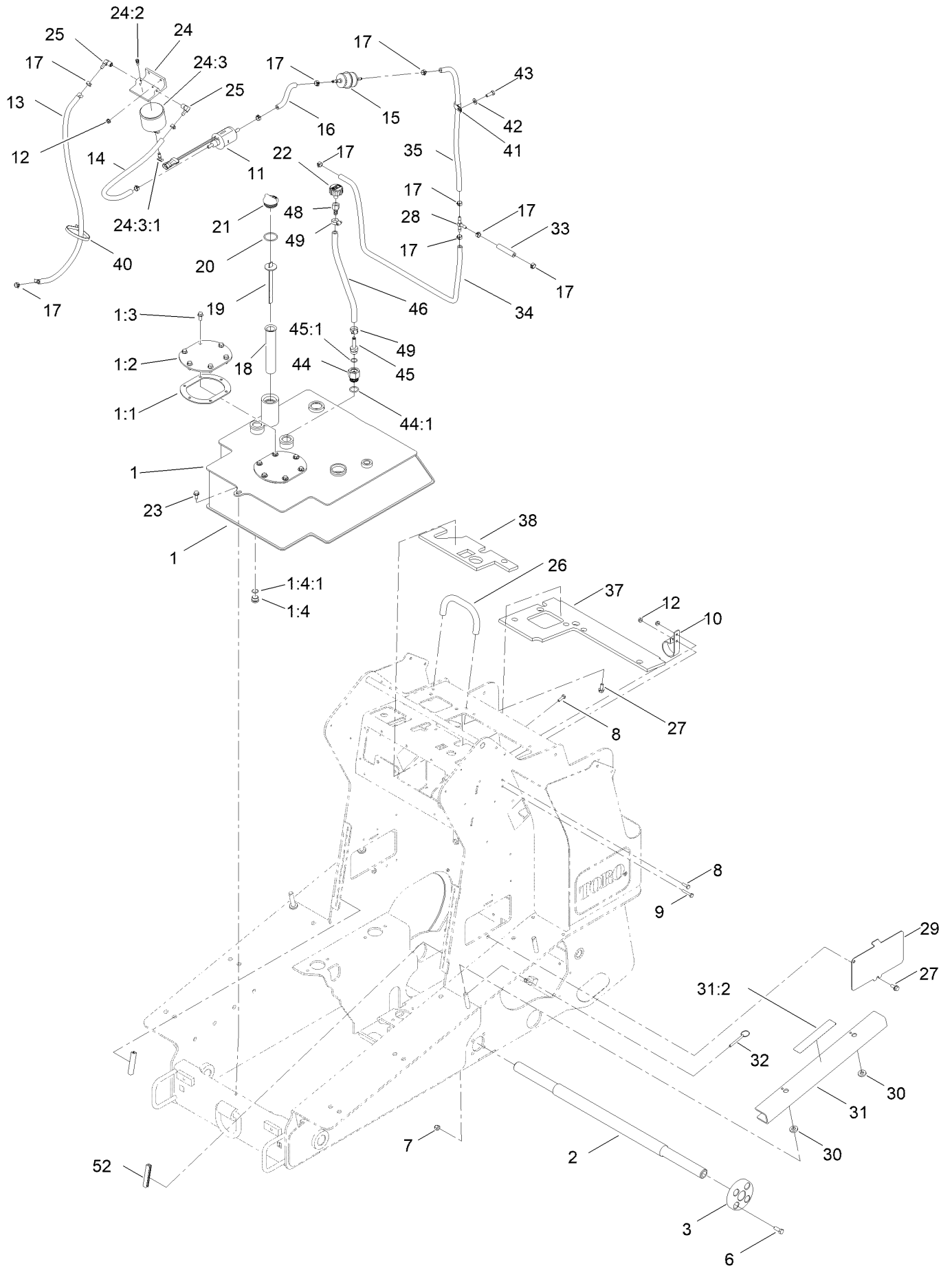
RH Fuel Tank Assembly No. 130-1027



RH Fuel Tank Assembly No. 130-1027 (continued)

<i>Ref.</i>	<i>Part Number</i>	<i>Qty.</i>	<i>Description</i>	<i>Ref.</i>	<i>Part Number</i>	<i>Qty.</i>	<i>Description</i>
2	46-6560	1	Bushing	5	2412-36	1	Clamp-Hose
3	1-643259	1	Fitting-Elbow	6	130-7567	1	Cap-Diesel,
4	112-6374	1	Fitting-Strainer				

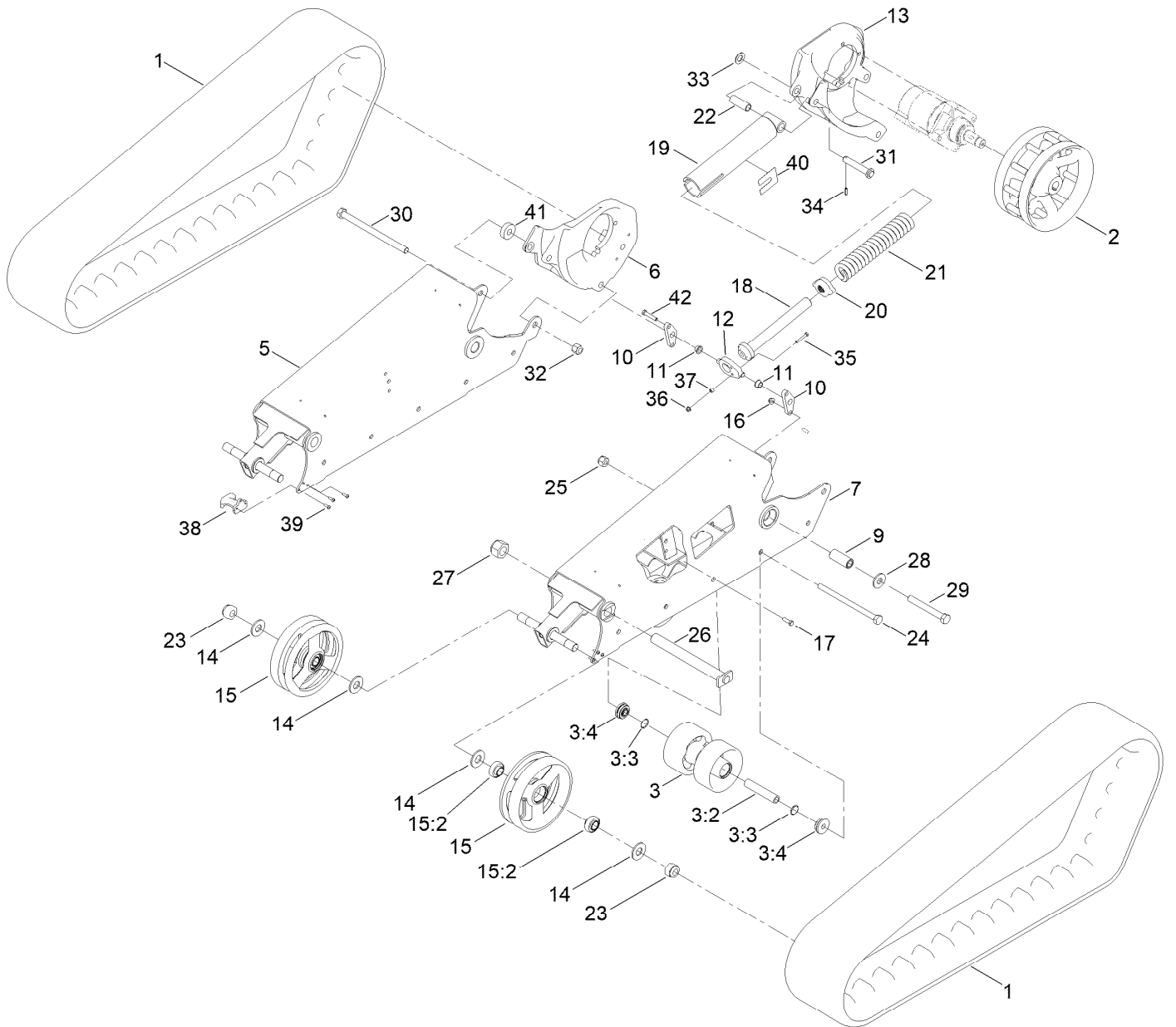
Hydraulic Tank and Track Shaft Assembly



Hydraulic Tank and Track Shaft Assembly (continued)

<i>Ref.</i>	<i>Part Number</i>	<i>Qty.</i>	<i>Description</i>	<i>Ref.</i>	<i>Part Number</i>	<i>Qty.</i>	<i>Description</i>
1	125-0404	1	Tank-HYD	24:3	63-8300	1	Element-Spin On
1:1	107-3557	1	Gasket-Cover, Access	24:3:1	63-8310	1	Valve-Drain
1:2	108-6297-01	1	Cover-Tank	25	353-781	2	Fitting-HYD, 90
1:3	98-9940	6	Screw-HHF	26	112-2620	1	Bar-Reference
1:4	353-988	1	Plug-Hex	27	3234-5	4	Screw-HHF
1:4:1	237-79	1	O-Ring	28	99-5005	1	Fitting-Tee, Barbed
2	125-0425	1	Shaft-Track	29	130-1036-01	2	Plate-Cover, Access
3	132-9074	2	Hub-Shaft	30	83-1470	4	Washer-Neoprene
6	323-6	8	Screw-HH	31	130-5315	2	Arm-Locking
7	3296-39	8	Nut-Lock, NI	31:2	115-4858	1	Decal-Danger
8	321-5	3	Screw-HH	32	108-0094	4	Pin-Cotterless
9	321-9	1	Screw-HH	33	133-0223	1	Hose-Fuel
10	110-8817	1	Bracket-Pump, Fuel	34	133-8551	1	Hose-Fuel
11	110-8806	1	Pump-Fuel	35	133-1636	1	Hose-Fuel
12	32128-33	4	Nut-HF	37	132-8416	1	Foam-Heat Shield
13	110-6186	1	Hose-Fuel	38	140-7698	1	Foam-Heat Shield
14	114-4028	1	Hose-Fuel	40	3334-945	1	Tie-Cable
15	112-7836	1	Filter-Inline	41	92-6064	1	Clamp-R
16	136-5837	1	Hose-Fuel	42	3256-38	1	Washer-Flat
17	92-2379	12	Clamp-Hose	43	322-4	1	Screw-HH
18	61-2790	1	Filter-Screen	44	96-0864	1	Fitting-Straight
19	130-7686	1	Dipstick	44:1	237-81	1	O-Ring
20	237-101	1	O-Ring	45	115-2231	1	Fitting-STR
21	93-7498	1	Plug-Plastic	45:1	237-79	1	O-Ring
22	68-6150	1	Breather	46	94-5625	1	Hose
23	32144-11	1	Screw-HWH	48	354-94	1	Fitting-Female, Barbed
24	109-2678	1	Filter ASM	49	2412-36	2	Clamp-Hose
24:2	63-8290	1	Vent-Air	52	70-2041	2	Trim - Edge

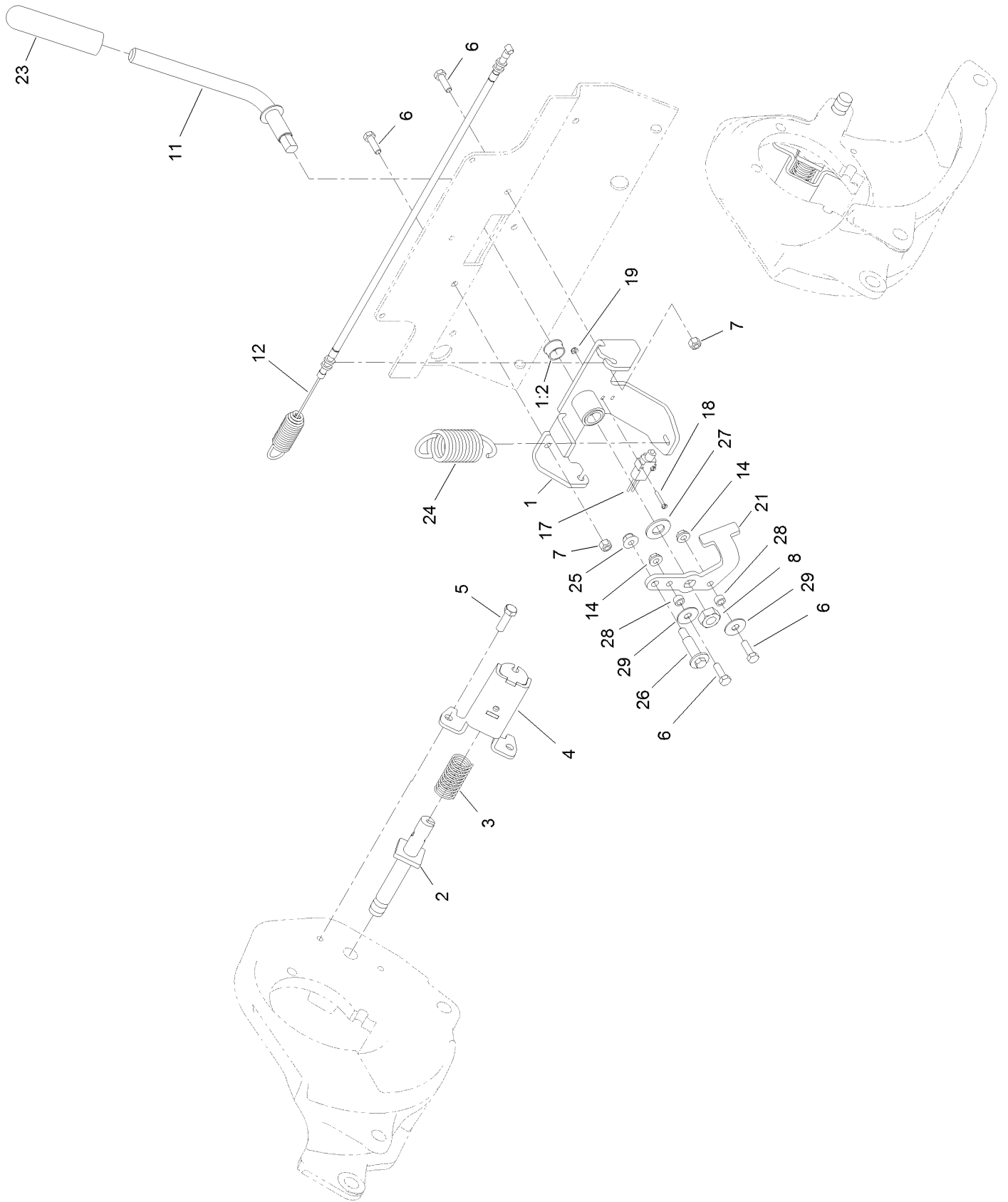
Track, Drive Wheel and Tensioner Assembly



Track, Drive Wheel and Tensioner Assembly (continued)

<i>Ref.</i>	<i>Part Number</i>	<i>Qty.</i>	<i>Description</i>	<i>Ref.</i>	<i>Part Number</i>	<i>Qty.</i>	<i>Description</i>
1	136-5845	2	Track	21	95-3624	2	Spring-Compression
2	130-2793	2	Drive Wheel ASM	22	127-9565	2	Spacer-Pivot
3	138-1417	10	Wheel ASM	23	104-2024	4	Nut-Hex, NI
3:2	138-1418	1	Spacer	24	133-8579	10	Screw-HH
3:3	138-0547	2	Bearing-Ball	25	3296-24	10	Nut-Hex
3:4	138-1422	2	Seal ASM	26	133-8577	2	Pin-Track
5	133-8592-01	1	RH Track Guide ASM	27	125-0399	2	Nut-HH
6	127-9596-03	1	Mount-Motor, RH	28	99-2659	2	Washer
7	132-8609-01	1	LH Track Guide ASM	29	AU426-1296	2	Screw-HH
9	130-1069	2	Spacer	30	133-8580	2	Screw-HH
10	127-9566	4	Plate-Mount,Pivot	31	130-1057	2	Pin-Tensioner
11	65-8770	4	Bushing-Bellcrank	32	3296-51	2	Nut-Lock, NI
12	132-8620	2	Plate-Pivot	33	3256-39	2	Washer-Flat
13	127-9595-03	1	Mount-Motor, LH	34	32121-24	2	Pin-Spring
14	115-0722	8	Washer-Plain	35	321-10	2	Screw-HH
15	133-8626	4	Tensioner-Wheel	36	32128-32	2	Nut-HHF
15:2	104-6129	2	Bearing-Ball	37	98-4799	2	Spacer
16	104-8301	8	Nut-HF, NI	38	133-8581	4	Track-Guide
17	323-7	4	Screw-HH	39	3274-69	12	Screw-HSBH
18	127-9563	2	Bolt-Tensioner	40	136-5750	2	Decal-Indicator, Tensioner
19	127-9559-03	2	Pivot-Tensioner	41	133-8574	2	Spacer-Wheel, Mount
20	108-4664	2	Block-Tensioner	42	323-10	4	Screw-HH

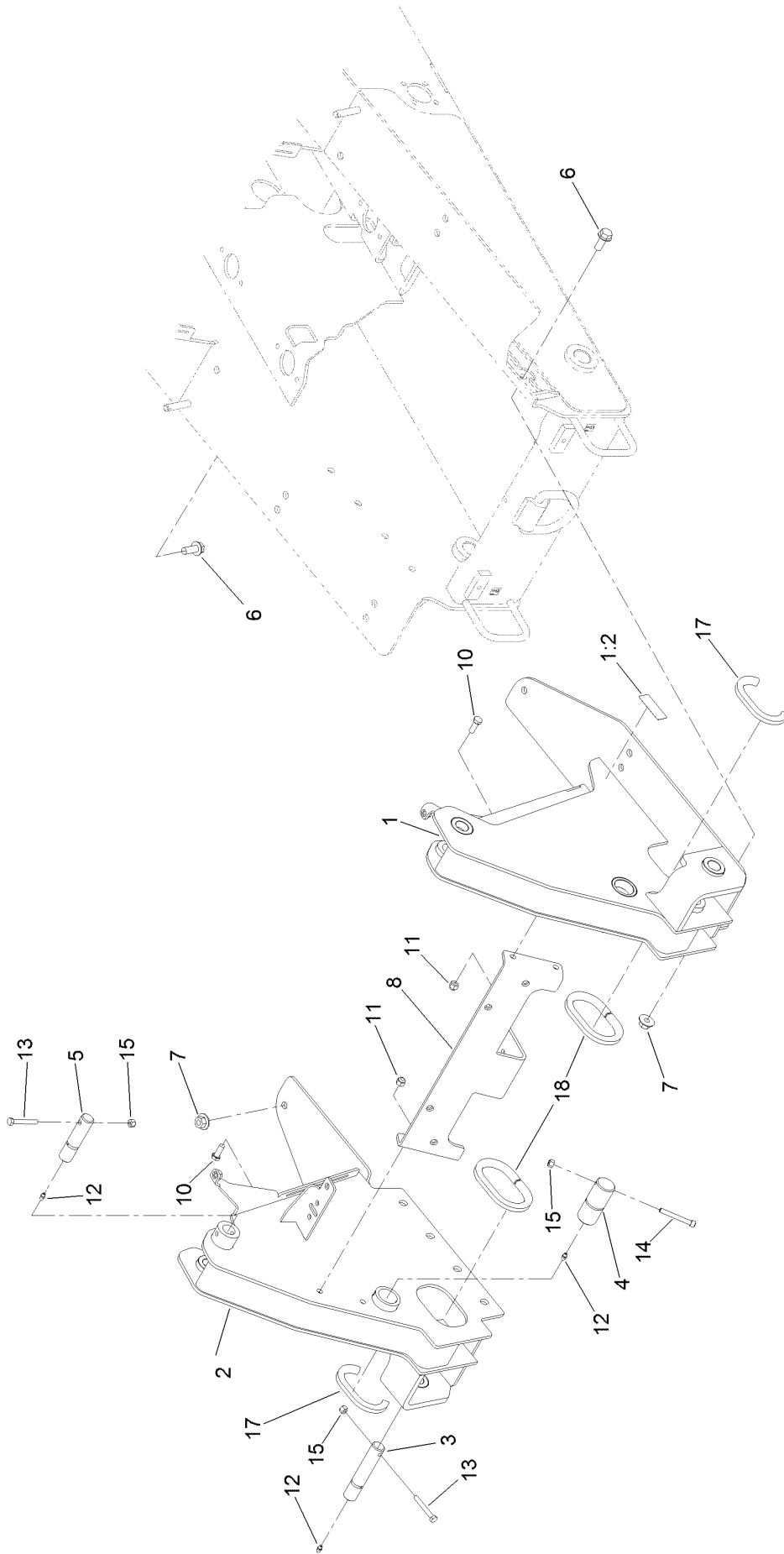
Brake Assembly



Brake Assembly (continued)

<i>Ref.</i>	<i>Part Number</i>	<i>Qty.</i>	<i>Description</i>	<i>Ref.</i>	<i>Part Number</i>	<i>Qty.</i>	<i>Description</i>
1	136-4798	1	Bracket-Brake	17	95-8900	1	Switch
1:2	256-252	2	Bearing-Flange	18	32105-9	2	Screw-HH
2	130-5256	2	Shaft ASM	19	3296-9	2	Nut-Hex
3	125-0344	2	Spring-Compression	21	138-0205-0P	1	Plate-Brake Linkage
4	137-4648-03	2	Mount-Brake	23	110-1037	1	Grip-Handle
5	323-7	4	Screw-HH	24	136-4787	1	Spring-EXT
6	322-5	4	Screw-HH	25	104-8301	1	Nut-HF, NI
7	3296-29	2	Nut-Lock, NI	26	136-7198	1	Bolt-Shoulder
8	3296-33	1	Nut-Lock, NI	27	3256-27	1	Washer-Flat
11	133-0232	1	Lever-Brake	28	85-9120	2	Spacer-Pivot, Tilt
12	136-4789	2	Cable-Brake	29	52-2860	2	Washer
14	32128-20	2	Nut-HF				

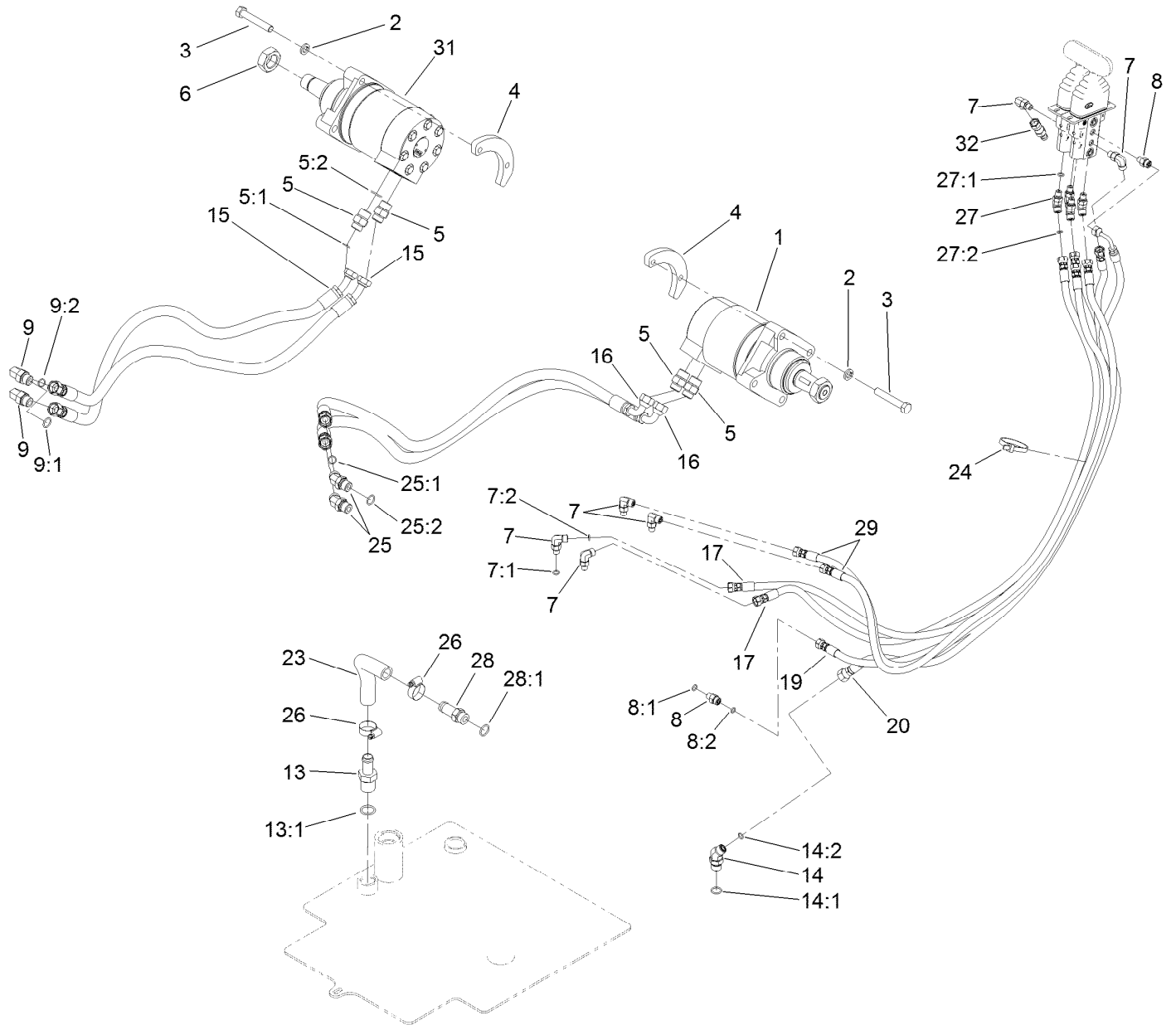
Front Tower Assembly



Front Tower Assembly (continued)

<i>Ref.</i>	<i>Part Number</i>	<i>Qty.</i>	<i>Description</i>	<i>Ref.</i>	<i>Part Number</i>	<i>Qty.</i>	<i>Description</i>
1	130-5323	1	Tower-Front, LH	10	AU426-616	4	Screw-HH
1:2	115-2047	1	Decal-Surface, Hot	11	3296-39	4	Nut-Lock, NI
2	130-5177-01	1	Tower, RH	12	302-5	6	Fitting-Grease
3	131-9201	2	Pin-HYD	13	322-11	4	Screw-HH
4	125-3748	2	Pin-Arm	14	3274-40	2	Screw-HSH
5	125-3695	2	Pin-Link	15	3296-29	6	Nut-Lock, NI
6	3234-38	18	Screw-HHF	17	133-8571	4	Trim-Seal
7	32128-52	18	Nut-Lock, Flange	18	133-8572	2	Trim-Seal
8	125-3667-03	1	Plate-Cross, Tower				

Hydraulic Motor and Hose Assembly



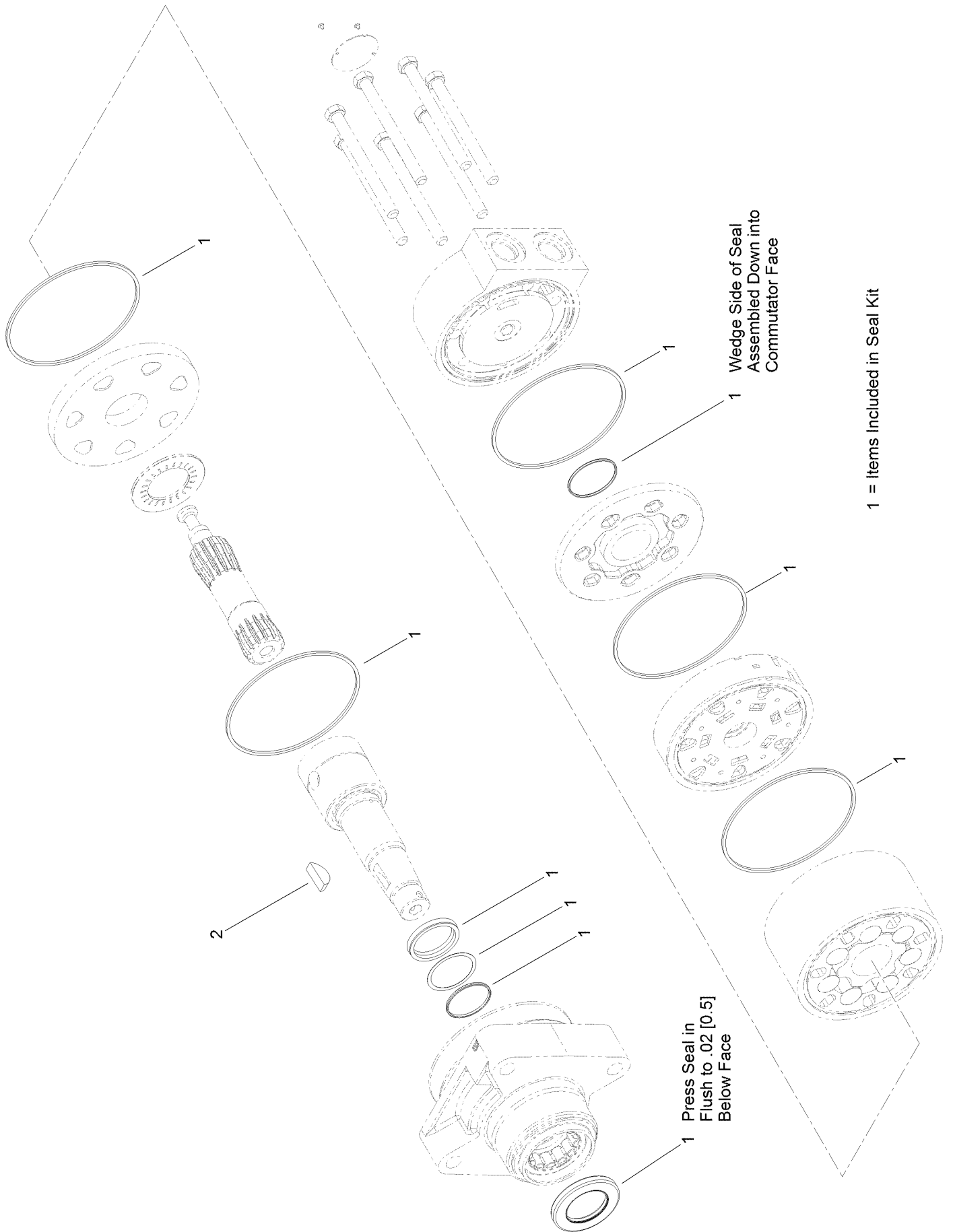
Hydraulic Motor and Hose Assembly (continued)

<i>Ref.</i>	<i>Part Number</i>	<i>Qty.</i>	<i>Description</i>	<i>Ref.</i>	<i>Part Number</i>	<i>Qty.</i>	<i>Description</i>
1	138-0761	1	Motor-HYD	14:1	237-79	1	O-Ring
2	3253-7	8	Washer-Lock	14:2	237-22	1	O-Ring
3	115-4845	8	Screw-HH, TAP	15	133-0226	2	Hose-HYD
4	137-4614	4	Plate-Mounting, Wheelmotor	16	130-7734	2	Hose-HYD
5	340-6	4	Fitting-Straight	17	139-0789	2	HYD Hose ASM
5:1	237-30	1	O-Ring	19	139-0790	1	HYD Hose ASM
5:2	237-80	1	O-Ring	20	139-0791	1	HYD Hose ASM
6	107-9319	2	Nut-Hex	23	133-0231	1	Hose-Return
7	340-132	6	Fitting-Elbow, 90 DEG	24	3334-945	1	Tie-Cable
7:1	237-78	1	O-Ring	25	340-101	2	Fitting-HYD, 45 DEG
7:2	237-21	1	O-Ring	25:1	237-30	1	O-Ring
8	340-92	2	Fitting-Straight	25:2	237-79	1	O-Ring
8:1	237-78	1	O-Ring	26	2412-129	2	Clamp-Hose
8:2	237-21	1	O-Ring	27	340-103	4	Fitting-HYD, 45 DEG
9	340-98	2	Fitting-Elbow, 90 DEG	27:1	237-78	1	O-Ring
9:1	237-79	1	O-Ring	27:2	237-21	1	O-Ring
9:2	237-30	1	O-Ring	28	354-136	1	Fitting-STR
13	354-73	1	Fitting	28:1	237-80	1	O-Ring
13:1	237-81	1	O-Ring	29	139-0792	2	HYD Hose ASM
14	340-138	1	Fitting-HYD, 45 DEG	31	138-0778	1	Motor-HYD
				32	115-8886	1	Nipple-Test

Hydraulic Motor Assembly No. 138-0778 (continued)

<i>Ref.</i>	<i>Part Number</i>	<i>Qty.</i>	<i>Description</i>
1	137-1824	1	Seal Kit
2	3257-42	1	Key-Woodruff

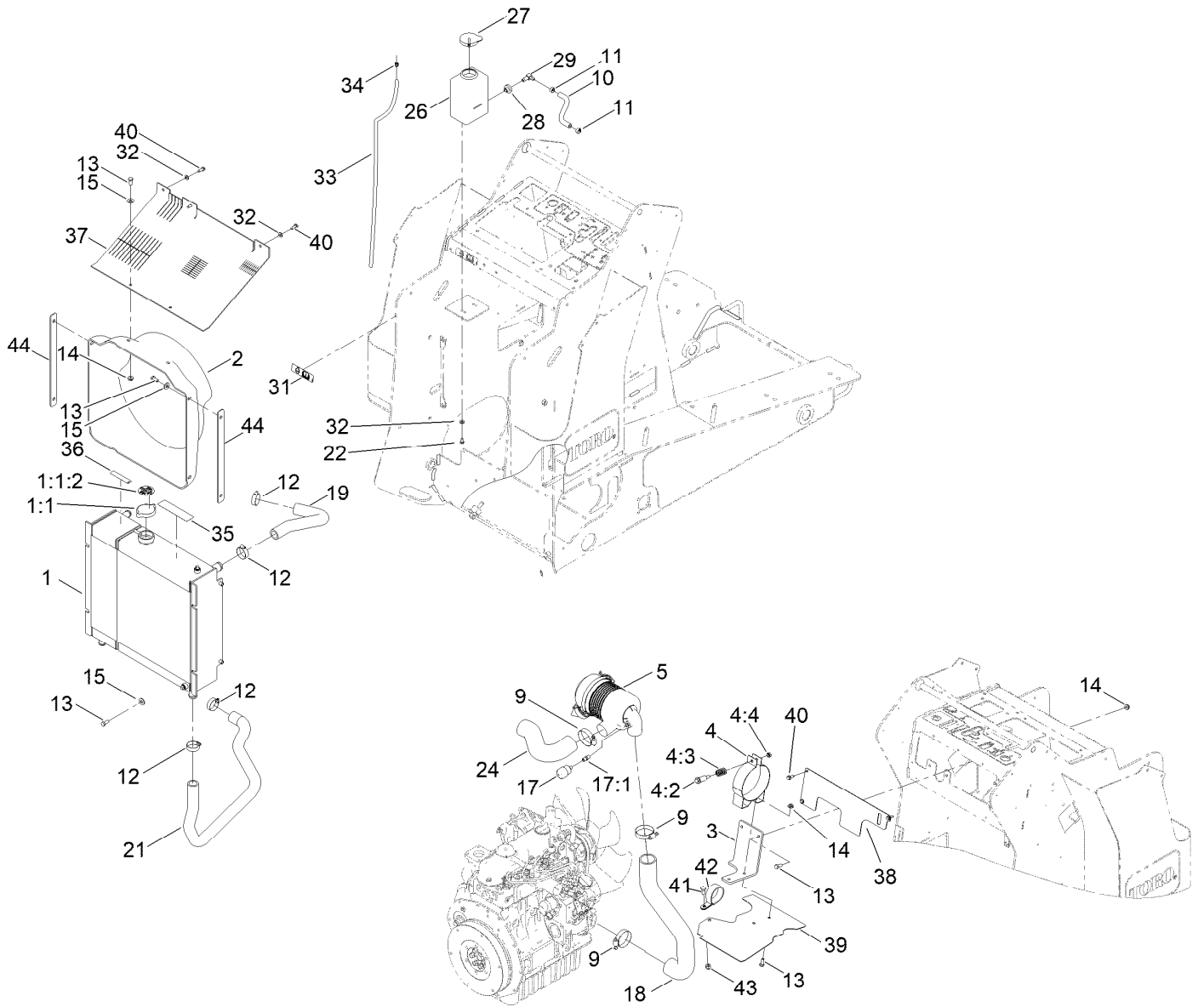
Hydraulic Motor Assembly No. 138-0761



Hydraulic Motor Assembly No. 138-0761 (continued)

<i>Ref.</i>	<i>Part Number</i>	<i>Qty.</i>	<i>Description</i>
1	137-1824	1	Seal Kit
2	3257-42	1	Key-Woodruff

Radiator and Air Cleaner Assembly

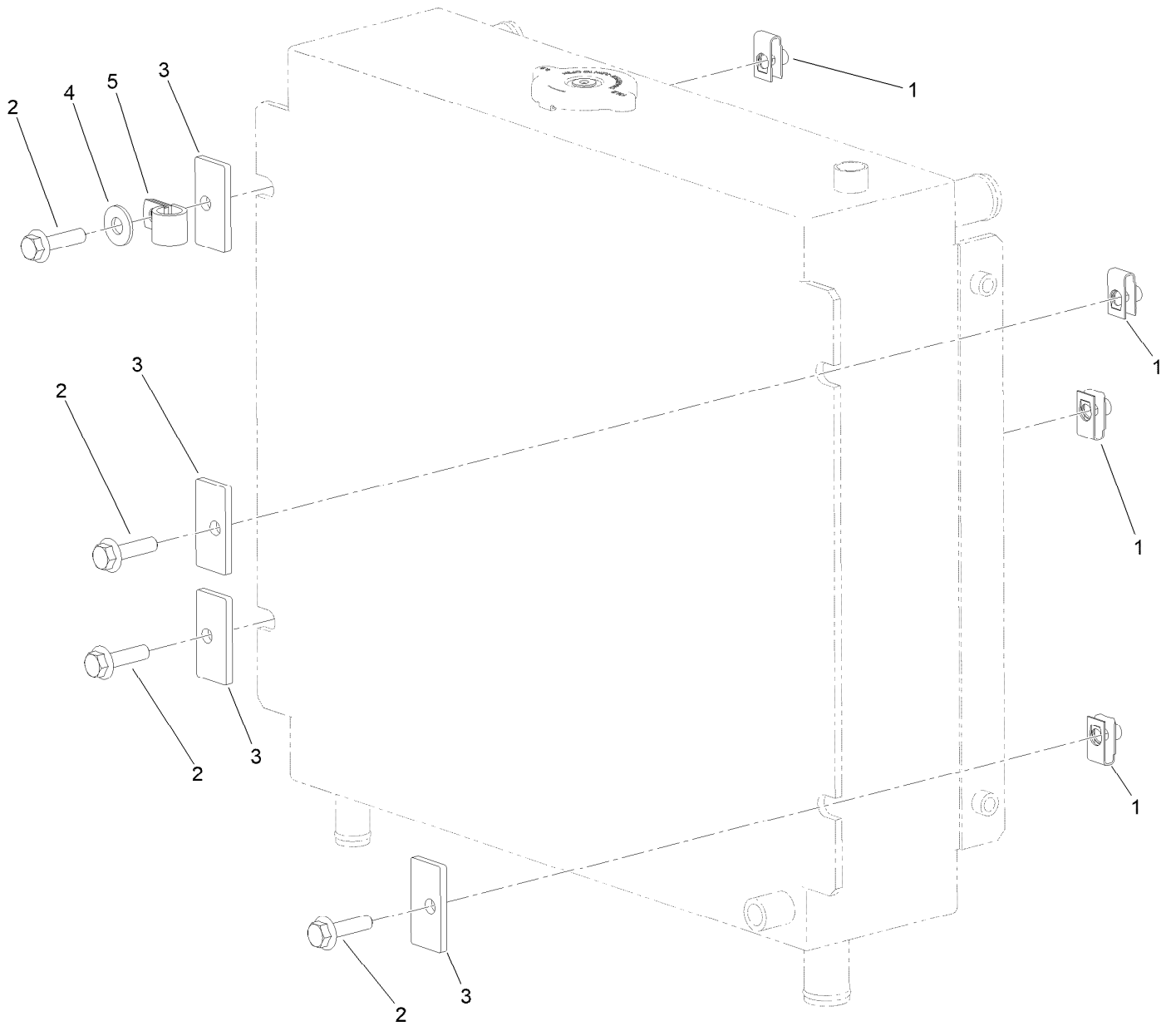


Radiator and Air Cleaner Assembly (continued)

<i>Ref.</i>	<i>Part Number</i>	<i>Qty.</i>	<i>Description</i>	<i>Ref.</i>	<i>Part Number</i>	<i>Qty.</i>	<i>Description</i>
1	131-8001	1	Cooling ASM	19	136-4552	1	Hose-Radiator
1:1	119-1430	1	Radiator Cap ASM	21	131-9153	1	Hose-Radiator, Lower
1:1:2	117-3276	1	Decal-Danger	22	321-2	2	Screw-HH
1:2	161-7280	1	Radiator Support Kit ●	24	130-0952	1	Hose-Air, Inlet
2	131-9256	1	Shroud-Fan	26	1-643163	1	Tank-Overflow
3	125-0377-03	1	Bracket	27	1-643164	1	Cap-Tank, Overflow
4	93-2191	1	Air Cleaner Mounting Band ASM	28	46-6560	1	Bushing
4:2	94-3653	1	Bolt	29	46-6550	1	Fitting-Elbow, 90 DEG
4:3	94-3654	1	Spring	31	115-4865	1	Decal-Fill, Radiator
4:4	48-9510	1	*obs* Nut	32	3256-22	5	Washer-Flat
5	93-2190	1	Air Cleaner ASM	33	108-6344	1	Hose-Fuel
9	2412-92	3	Clamp-Hose	34	2412-80	1	Clamp-Hose
10	112-2386	1	Hose-Fuel	35	93-7814	1	Decal-Danger
11	92-2379	2	Clamp-Hose	36	93-6681	1	Decal-Warning, Fan
12	2412-34	4	Clamp-Hose	37	131-9214	1	Guard-Air
13	322-3	14	Screw-HH	38	131-9215	1	Cover-Air
14	32128-20	6	Nut-HF	39	131-8013	1	Baffle-Heat
15	3256-3	10	Washer-Flat	40	32144-44	6	Screw-HWH, Thread Roll
17	104-3563	1	Indicator	41	323-4	1	Screw-HH
17:1	94-1416	1	Adapter-Indicator	42	2412-107	1	Clamp-R
18	131-9173	1	Hose-Intake, Engine	43	3296-39	1	Nut-Lock, NI
				44	138-0751	2	Plate-Shim

● Not illustrated

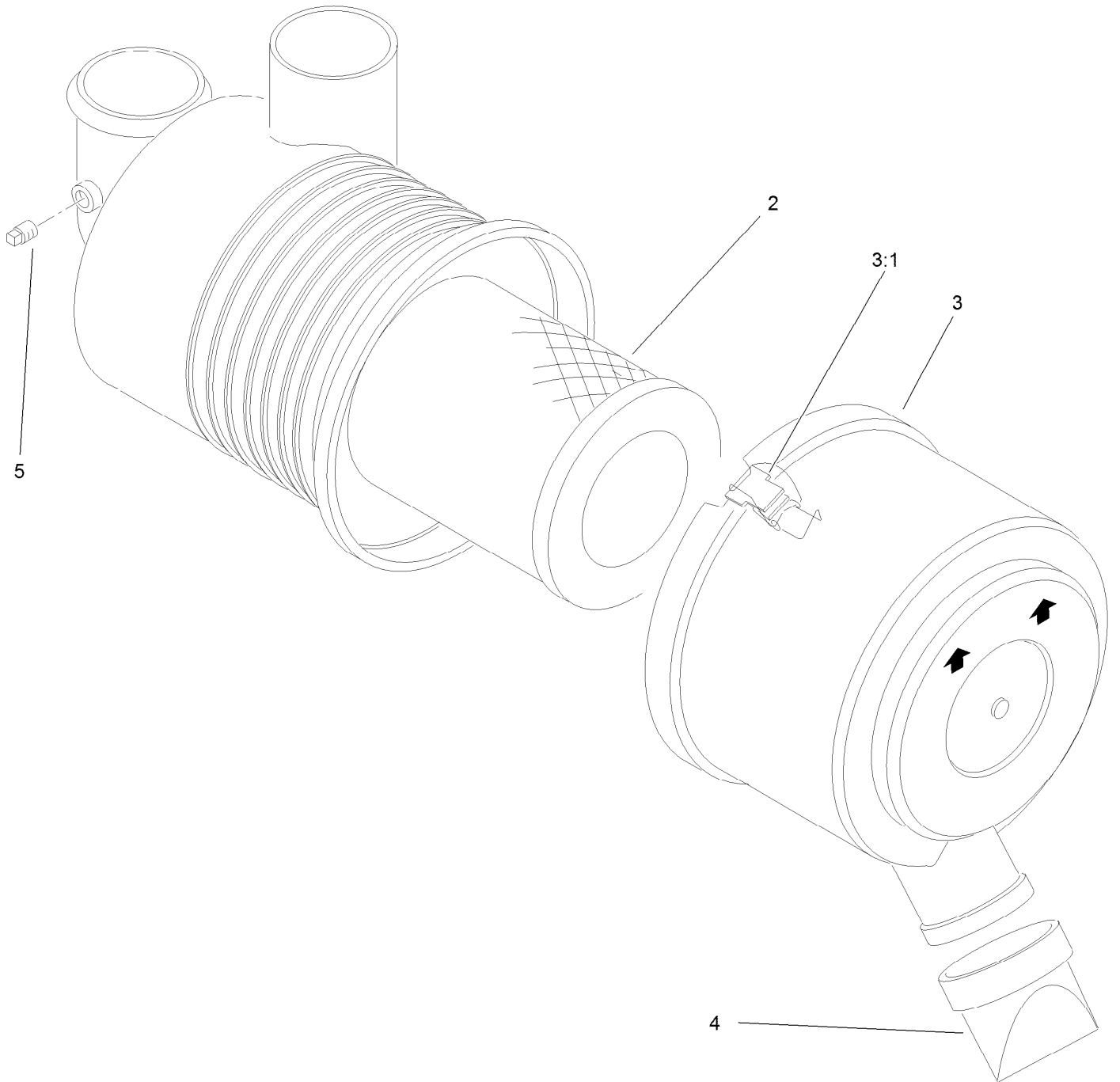
Radiator Support Kit Assembly No. 161-7280



Radiator Support Kit Assembly No. 161-7280 (continued)

<i>Ref.</i>	<i>Part Number</i>	<i>Qty.</i>	<i>Description</i>	<i>Ref.</i>	<i>Part Number</i>	<i>Qty.</i>	<i>Description</i>
1	115-7721	4	Nut-Clip, U	4	3256-3	1	Washer-Flat
2	132-3837	4	Screw-HHF	5	92-6064	1	Clamp-R
3	161-7293-03	4	Washer-Square				

Air Cleaner Assembly No. 93-2190

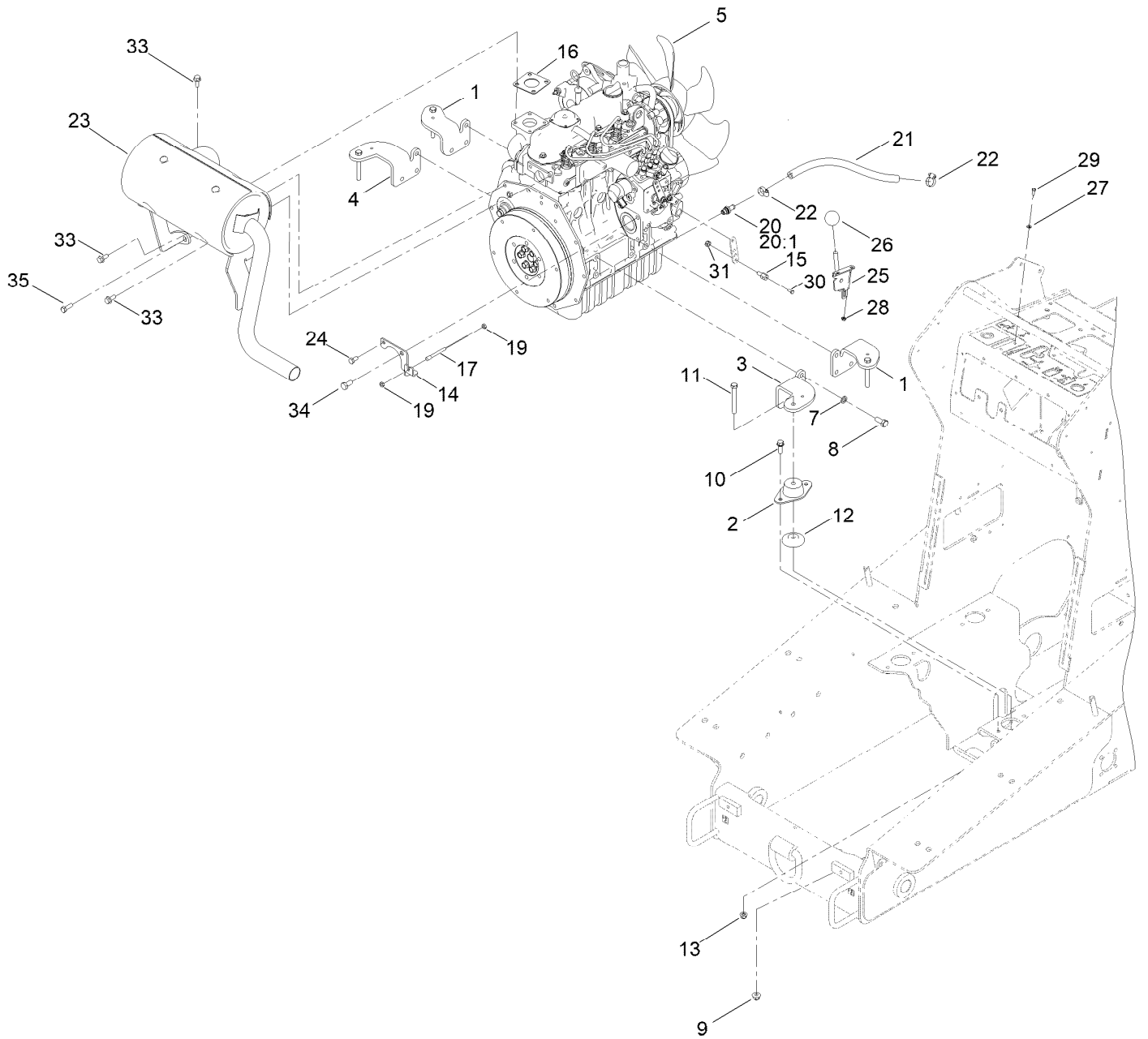


Air Cleaner Assembly No. 93-2190 (continued)

<i>Ref.</i>	<i>Part Number</i>	<i>Qty.</i>	<i>Description</i>
2	108-3811	1	Filter-Air V-Twin HD
3	94-3652	1	Cover ASM
3:1	1-643283	2	Latch-Cleaner, Air

<i>Ref.</i>	<i>Part Number</i>	<i>Qty.</i>	<i>Description</i>
4	87-9400	1	Valve-Vacuator
5	285-17	1	Plug-Pipe

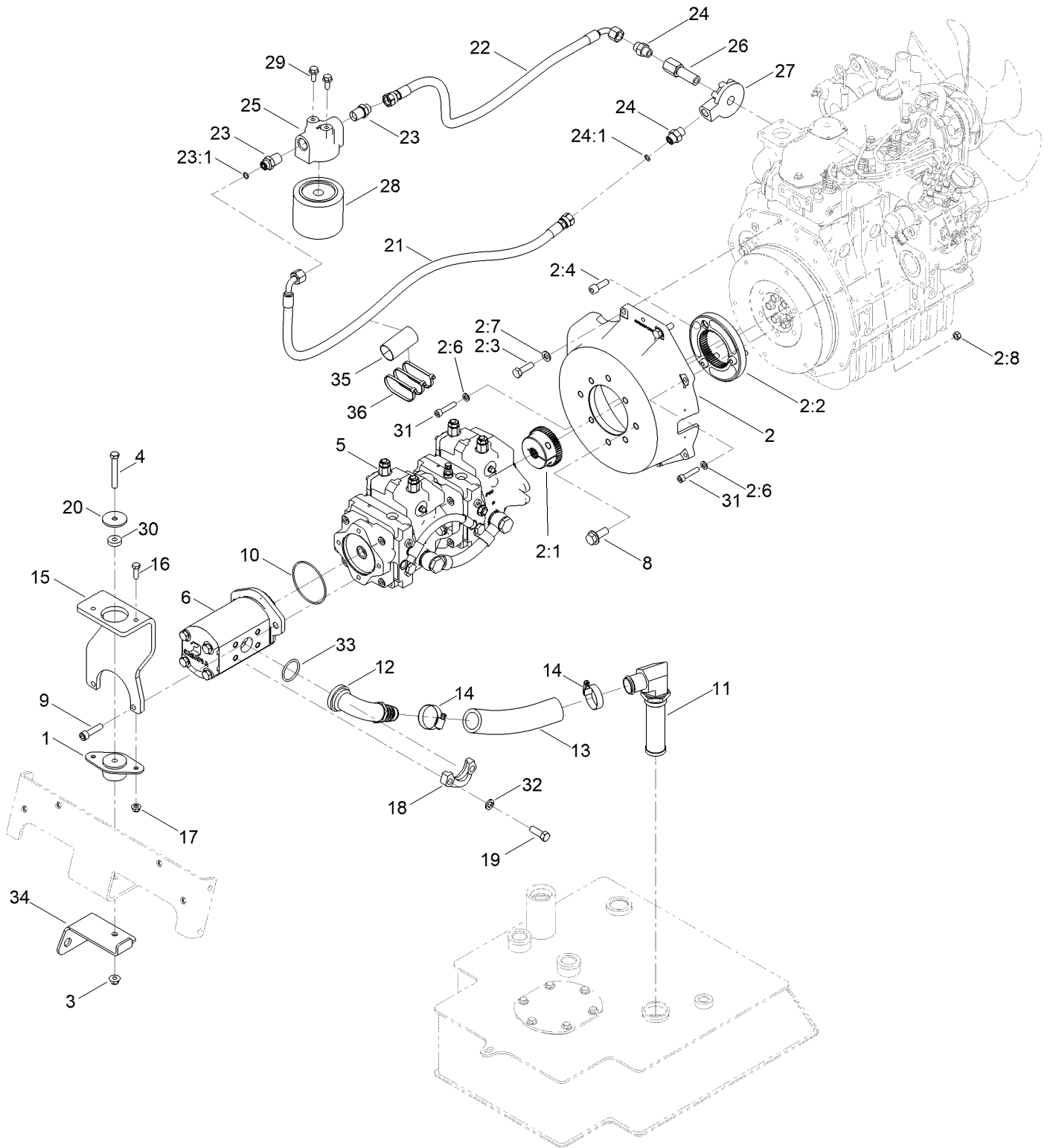
Engine and Muffler Assembly



Engine and Muffler Assembly (continued)

<i>Ref.</i>	<i>Part Number</i>	<i>Qty.</i>	<i>Description</i>	<i>Ref.</i>	<i>Part Number</i>	<i>Qty.</i>	<i>Description</i>
1	115-8066-0P	2	Mount-Engine	20	139-7317	1	Fitting-Barb
2	121-9076	4	Mount-Engine	20:1	140-1983	1	Seal-Oring
3	115-8068-0P	1	Mount-Engine, LH	21	138-0830	1	Hose-Oil Drain
4	115-8063-0P	1	Mount-Engine RH	22	2412-36	2	Clamp-Hose
5	138-6911	1	Engine-Kubota, D1305	23	138-0753	1	Muffler
7	48-9590	12	Washer-Lock	24	33114-016	1	Screw-HH
8	43-0090	12	Screw-HH	25	108-9730	1	Lever-Control
9	104-8301	4	Nut-HF, NI	26	233-42	1	Knob
10	3234-29	8	Screw-HHF	27	3256-51	2	Washer-Flat
11	323-14	4	Screw-HH	28	32149-7	2	Nut-Keps
12	138-6462	4	Support-Isolator	29	3290-134	2	Screw
13	104-8300	8	Nut-HF, NI	30	25-8640	1	Screw-HH
14	130-1148-03	1	Bracket-Throttle	31	3296-20	1	Nut-Lock, NI
15	98-9311	1	Swivel-Throttle	33	33104-020	6	Screw-HHF
16	99-8343	1	Gasket-Muffler	34	63-7790	1	Screw-Cap
17	130-7743	1	Cable-Throttle	35	99-5131	1	Bolt
19	3220-1	2	Nut-Jam				

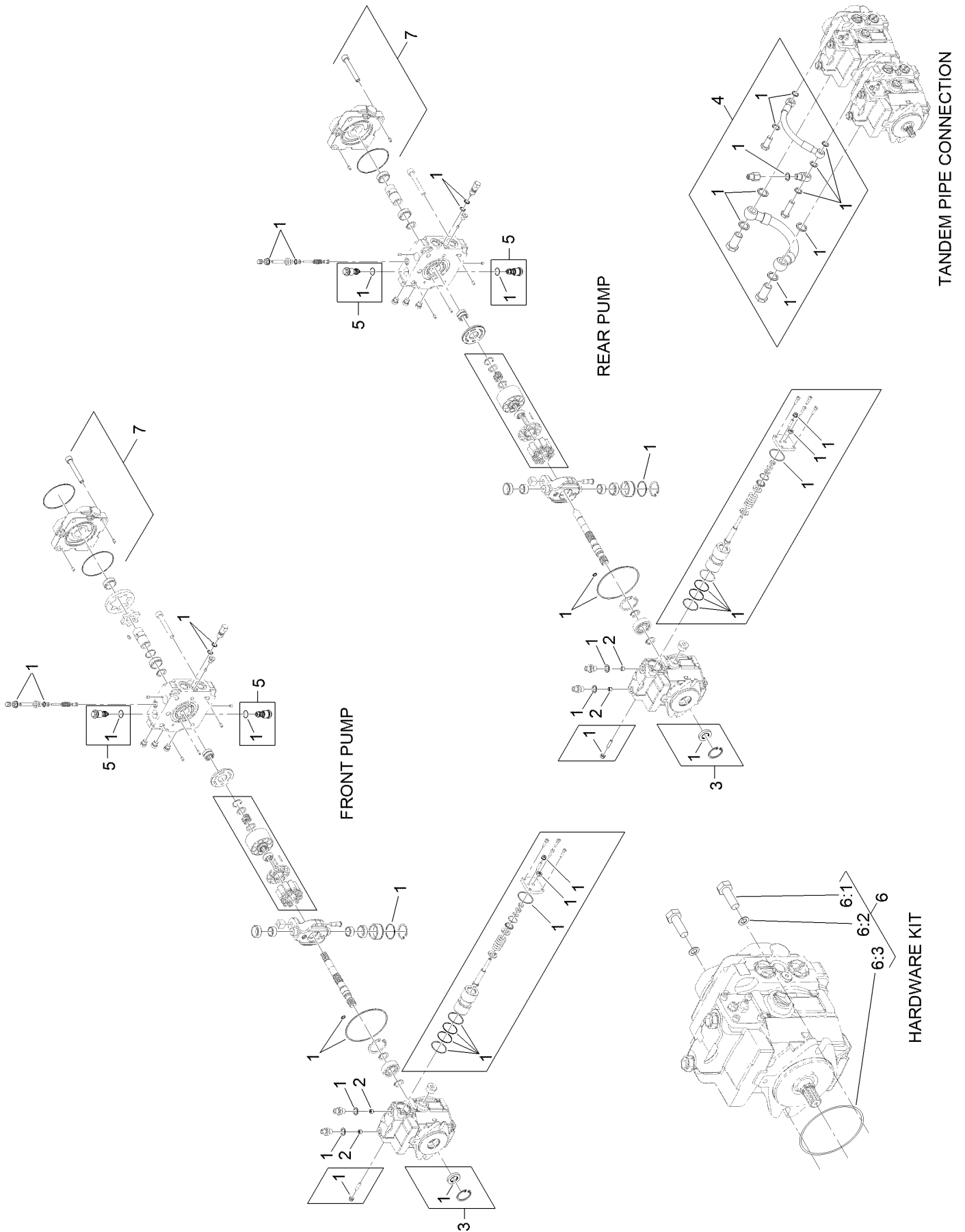
Tandem Pump and Gear Pump Assembly



Tandem Pump and Gear Pump Assembly (continued)

<i>Ref.</i>	<i>Part Number</i>	<i>Qty.</i>	<i>Description</i>	<i>Ref.</i>	<i>Part Number</i>	<i>Qty.</i>	<i>Description</i>
1	121-9076	1	Mount-Engine	17	104-8300	2	Nut-HF, NI
2	138-0822	1	Mount-Pump	18	136-5794	2	Flange
2:1	130-7725	1	Hub-Pump	19	324-5	4	Screw-HH
2:2	125-1179	1	Flange-Coupler	20	63-7400	1	Washer-Rebound
2:3	56-2140	2	Screw-HH	21	139-0793	1	HYD Hose ASM
2:4	108-1420	3	Screw-HSH	22	139-0794	1	HYD Hose ASM
2:6	115-7370	4	Washer-Plain	23	136-5838	2	Fitting-HYD
2:7	33095-00	2	Washer-Flat	23:1	237-22	1	O-Ring
2:8	33014-00	1	Nut-Hex	24	130-7716	2	Fitting-HYD
3	104-8301	1	Nut-HF, NI	24:1	237-22	1	O-Ring
4	323-13	1	Screw-HH	25	130-7588	1	Base-Filter
5	138-0767	1	Pump-Tandem	26	130-7587	1	Pipe-Joint
6	130-7731	1	Pump-Gear	27	130-7586	1	Base-Filter
8	3234-38	2	Screw-HHF	28	104-5169	1	Filter-Oil
9	09718	2	Screw-Sh	29	33104-020	2	Screw-HHF
10	237-161	1	O-Ring	30	62-6660	1	Spacer
11	130-7582	1	Strainer-Suction	31	131-0197	1	Screw-HSH
12	112-7374	1	Fitting	32	3253-6	4	Washer-Lock
13	130-7561	1	Hose-Suction	33	115-5420	1	O-Ring
14	2412-111	2	Clamp-Hose, W/Liner	34	138-0790-0P	1	Bracket-Bulkhead
15	138-0231-03	1	Bracket-Support, Pump	35	AU112950	1	Protector-Hose
16	322-5	2	Screw-HH	36	3290-378	3	Tie-Cable

Tandem Pump Assembly No. 138-0767

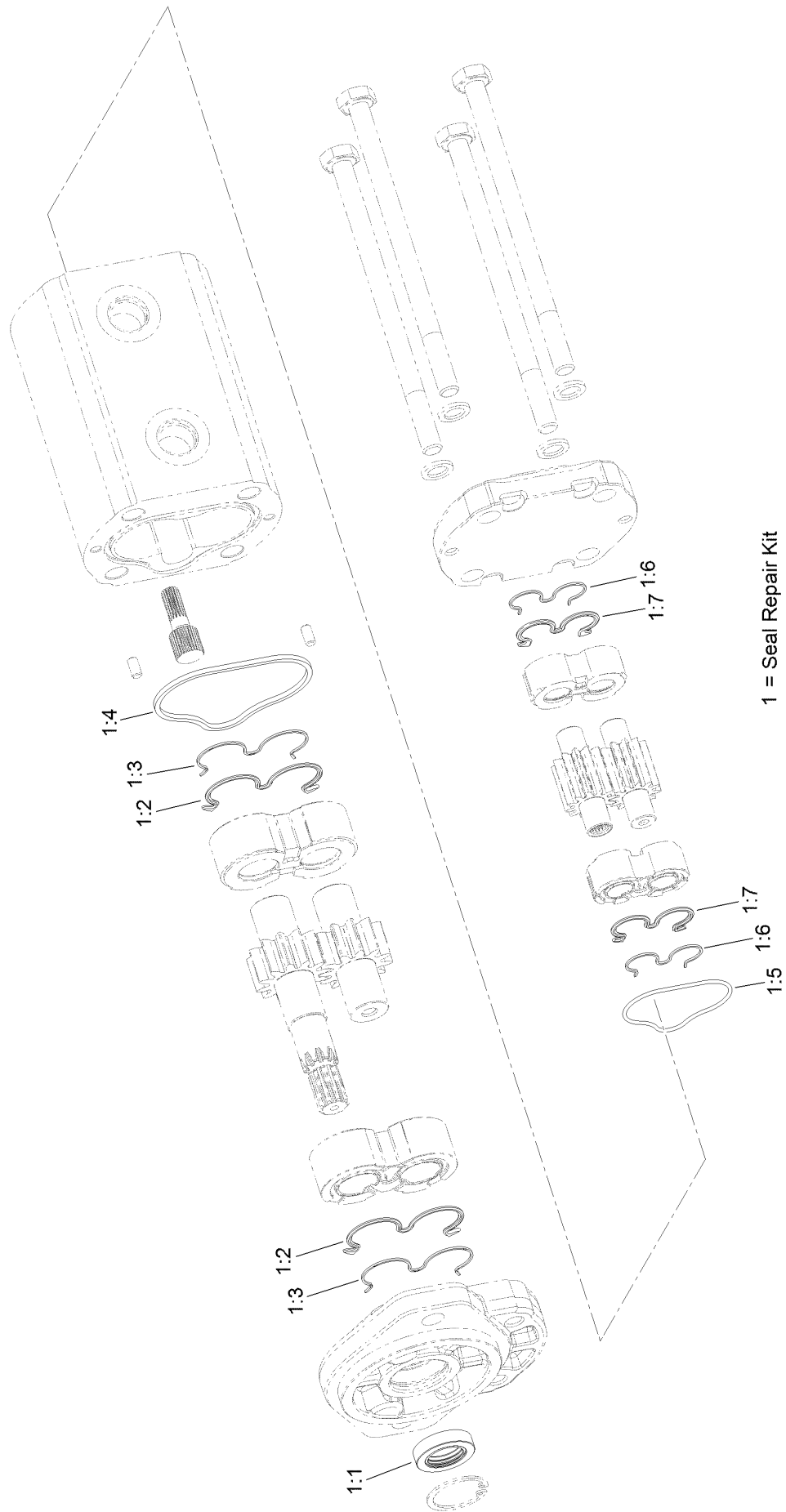


Tandem Pump Assembly No. 138-0767 (continued)

<i>Ref.</i>	<i>Part Number</i>	<i>Qty.</i>	<i>Description</i>	<i>Ref.</i>	<i>Part Number</i>	<i>Qty.</i>	<i>Description</i>
1	132-6041	2	Seal Kit	6	140-5300	1	Hardware Kit
2	132-6042	4	Spacer-Jet	6:1		2	Bolt-Hex ●
3	132-6045	1	Shaft Seal Kit	6:2		2	Washer ●
4	132-6047	1	Tandem Connection Pipe Kit	6:3		1	O-Ring ●
5	138-0781	4	Valve-Relief	7	144-7363	1	Bolt Kit

● Not serviced separately

Gear Pump Assembly No. 130-7731

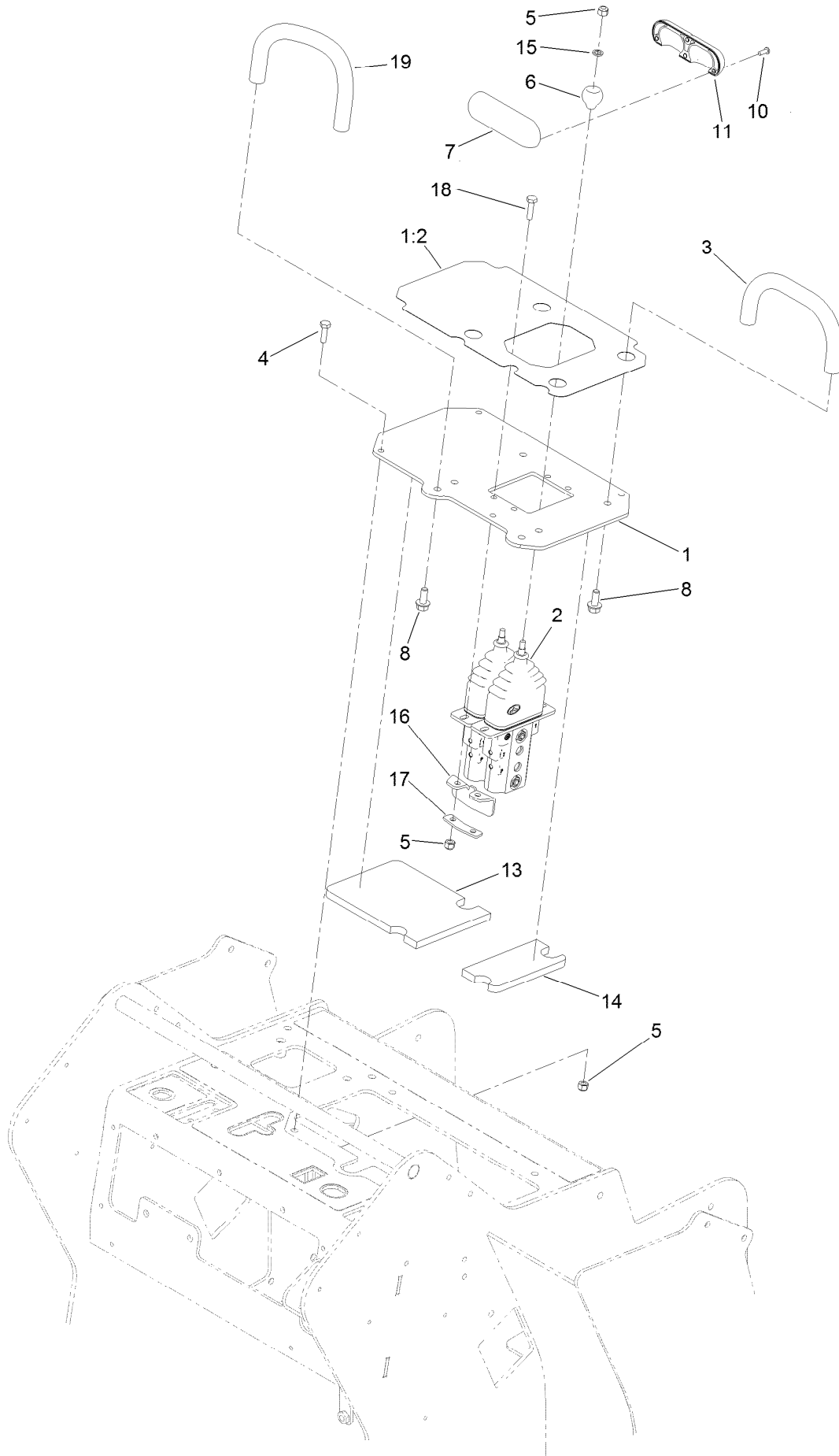


Gear Pump Assembly No. 130-7731 (continued)

<i>Ref.</i>	<i>Part Number</i>	<i>Qty.</i>	<i>Description</i>	<i>Ref.</i>	<i>Part Number</i>	<i>Qty.</i>	<i>Description</i>
1	132-6028	1	Seal Kit	1:4		1	Seal-Square ●
1:1		1	Seal-Shaft ●	1:5		1	O-Ring ●
1:2		2	Seal-Gear ●	1:6		2	Ring-Backup ●
1:3		2	Ring-Backup ●	1:7		2	Seal-Gear, Rear ●

● Not serviced separately

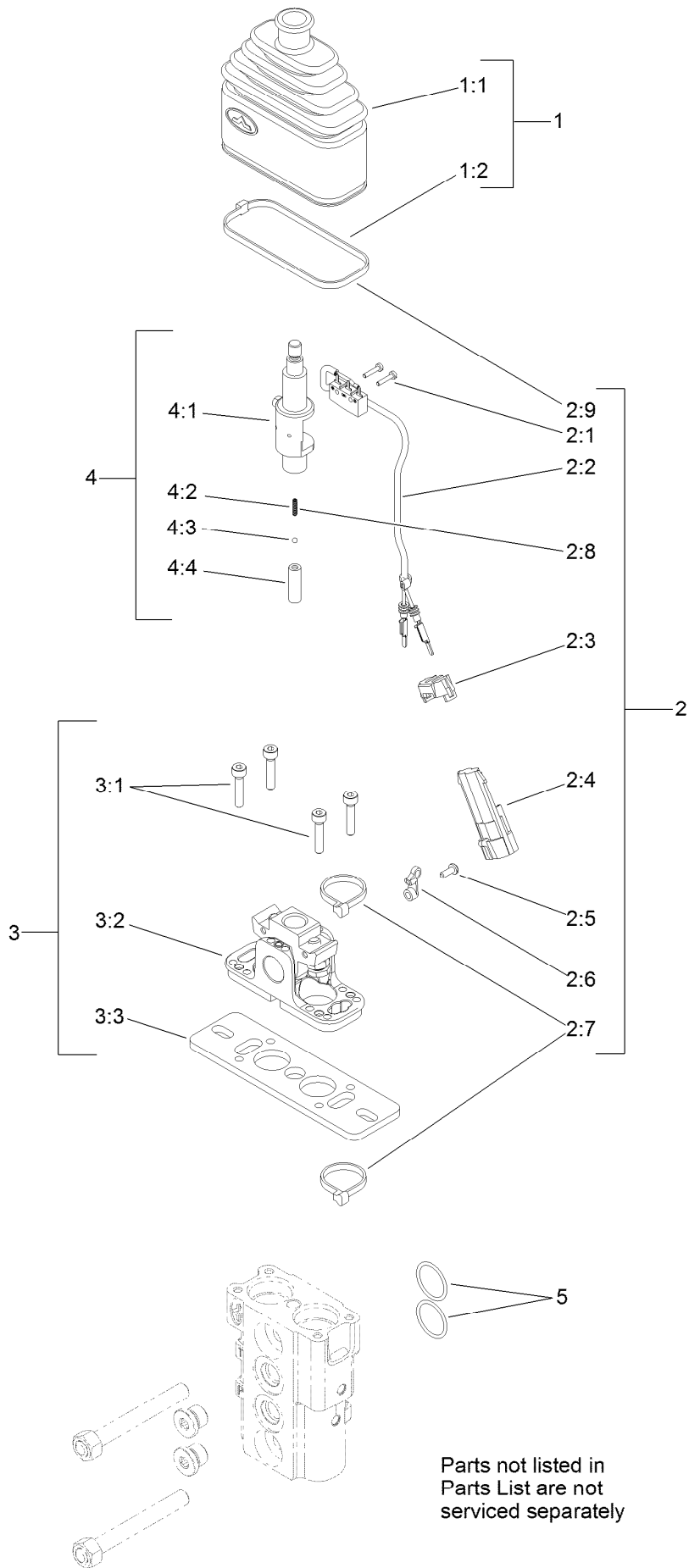
Control Valve and Reference Bar Assembly



Control Valve and Reference Bar Assembly (continued)

<i>Ref.</i>	<i>Part Number</i>	<i>Qty.</i>	<i>Description</i>	<i>Ref.</i>	<i>Part Number</i>	<i>Qty.</i>	<i>Description</i>
1	130-5321	1	Plate-Control	10	94-6961	4	Screw
1:2	131-0708	1	Decal-Control Panel	11	131-9162	1	Handle-Traction
2	125-3704	1	Valve-Control	13	132-8414	1	Foam-Shield, Heat
3	112-2620	1	Bar-Reference	14	132-8415	1	Foam-Shield, Heat
4	321-5	6	Screw-HH	15	75-5470	2	Spacer-Bearing
5	3296-42	10	Nut-Lock, NI	16	133-1642	1	Cover-Rubber
6	130-7723	2	Ball-Traction	17	133-1641	1	Plate-Clamp
7	130-7692	1	Handle-Control	18	321-6	2	Screw-HH
8	3234-5	4	Screw-HHF	19	138-0791	1	Bar-Reference

Control Valve Assembly No. 125-3704

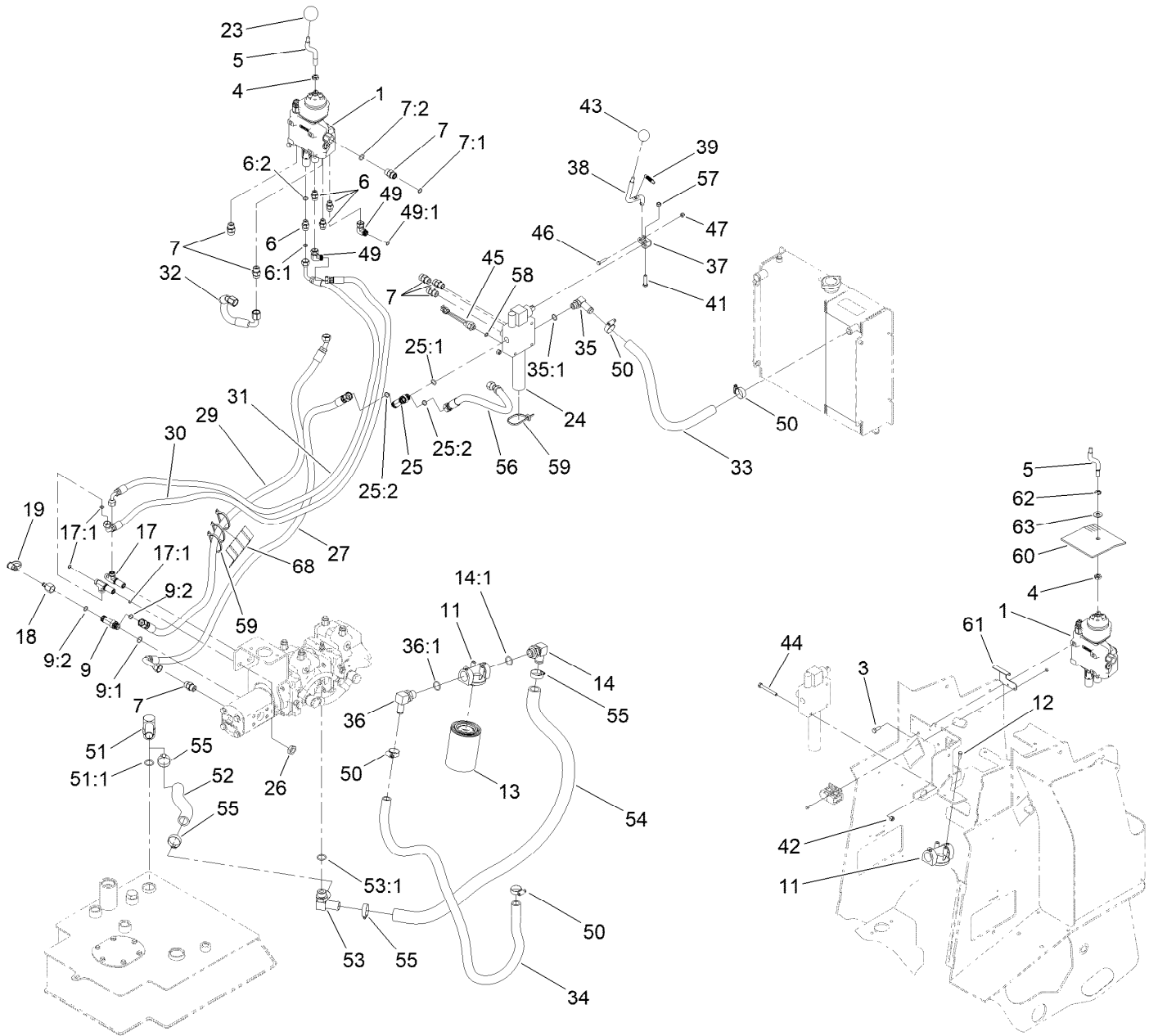


Control Valve Assembly No. 125-3704 (continued)

<i>Ref.</i>	<i>Part Number</i>	<i>Qty.</i>	<i>Description</i>	<i>Ref.</i>	<i>Part Number</i>	<i>Qty.</i>	<i>Description</i>
1	132-6034	2	Bellow Kit	2:9		1	Tie-Cable ●
1:1		1	Bellow-Rubber ●	3	132-6036	2	Fulcrum Kit
1:2		1	Tie-Cable ●	3:1		4	Screw ●
2	132-6035	2	Limit Switch Kit	3:2		1	Support Kit ●
2:1		2	Screw ●	3:3		1	Plate-Mounting ●
2:2		1	Switch ●	4	132-6037	2	Switch Holder Lever Kit
2:3		1	Fairlead ●	4:1		1	Lever-Holder, Switch ●
2:4		1	Connector ●	4:2		1	Spring-Return ●
2:5		1	Screw ●	4:3		1	Sphere ●
2:6		1	Tie-Wire ●	4:4		1	Holder-Spring ●
2:7		2	Tie-Cable ●	5	100-7246	2	O-Ring
2:8		1	Spring ●				

● Not serviced separately

2-Spool Valve and Auxiliary Valve Assembly

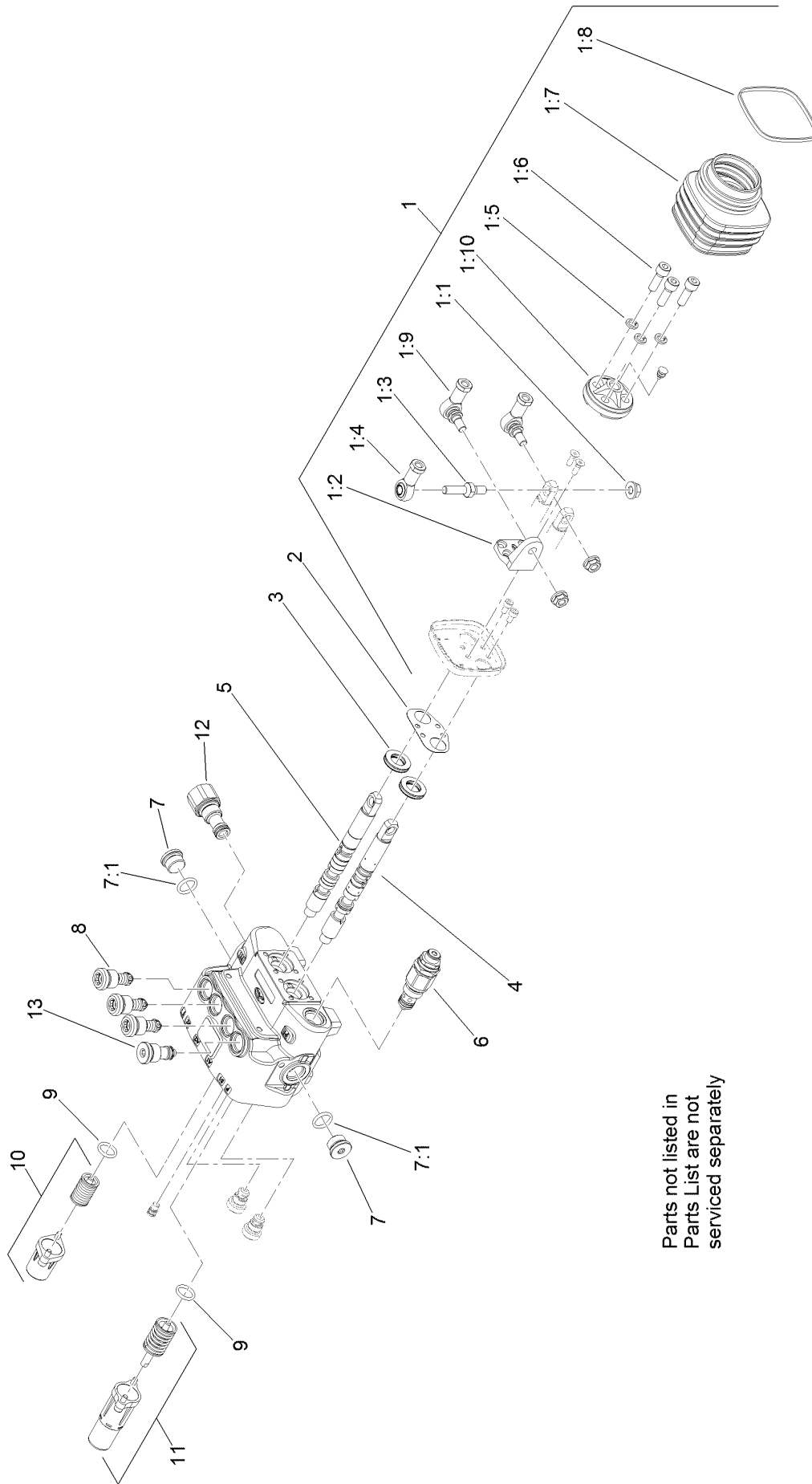


2-Spool Valve and Auxiliary Valve Assembly (continued)

<i>Ref.</i>	<i>Part Number</i>	<i>Qty.</i>	<i>Description</i>	<i>Ref.</i>	<i>Part Number</i>	<i>Qty.</i>	<i>Description</i>
1	144-7737	1	Brush	35	353-954	1	Fitting-Elbow, 90
3	322-4	3	Screw-HH	35:1	237-79	1	O-Ring
4	51-2070	1	Nut	36	353-987	1	Fitting-Elbow, 90
5	131-8025	1	Shaft-Handle, Lift/Tilt	36:1	237-81	1	O-Ring
6	340-2	4	Fitting-Straight	37	133-0235	1	Bracket-Auxiliary
6:1	237-22	1	O-Ring	38	131-9277	1	Handle ASM
6:2	237-42	1	O-Ring	39	114-0249	1	Spring-Extension
7	340-4	7	Fitting-Straight	41	33114-035	1	Screw-HH
7:1	237-30	1	O-Ring	42	3296-29	3	Nut-Lock, NI
7:2	237-79	1	O-Ring	43	233-42	1	Knob
9	340-109	1	Fitting-Tee	44	322-13	3	Screw-HH
9:1	237-79	1	O-Ring	45	72-4310	1	Switch-Ball
9:2	237-30	2	O-Ring	46	119-2309	1	Bolt-Shldr,HH
11	92-5821	1	Head-Filter	47	3296-42	1	Nut-Lock, NI
12	321-4	2	Screw-HH	49	340-159	2	Elbow-90
13	86-3010	2	Filter-Oil	49:1	237-22	2	O-Ring
14	100-4202	1	Fitting-90	50	2412-129	4	Clamp-Hose
14:1	237-81	1	O-Ring	51	56-9530	1	Fitting-HYD, 90 DEG
17	340-68	2	Fitting-Tee, Bulkhead	51:1	237-117	1	O-Ring
17:1	237-22	3	O-Ring	52	127-9627	1	Hose-Suction
18	100-5616	1	Fitting	53	AU375462A1	1	Connector
19	354-79	1	Cap-Dust	53:1	237-81	1	O-Ring
23	233-21	1	Knob	54	127-9626	1	Hose-Return
24	136-4538	1	Double Detent Valve ASM	55	2412-34	4	Clamp-Hose
25	340-157	1	Fitting-HYD, Tee	56	139-0800	1	HYD Hose ASM
25:1	237-79	1	O-Ring	57	33024-00	1	Nut-Lock, NI
25:2	237-30	2	O-Ring	58	237-42	1	O-Ring
26	340-70	4	Nut-Lock	59	3290-378	2	Tie-Cable
27	139-0795	1	HYD Hose ASM	60	131-8011	1	Deflector-Air
29	139-0796	1	HYD Hose ASM	61	131-8012	1	Bracket-Deflector
30	139-0797	1	HYD Hose ASM	62	32151-68	1	Ring-Retaining
31	139-0798	1	HYD Hose ASM	63	110-6894	1	Washer-Pivot
32	139-0799	1	HYD Hose ASM	64	3334-945	2	Tie-Cable ●
33	130-7565	1	Hose-Return	68	AU112950	1	Protector-Hose
34	130-7566	1	Hose-Return				

● Not illustrated

2-Spool Valve Assembly No. 130-7710

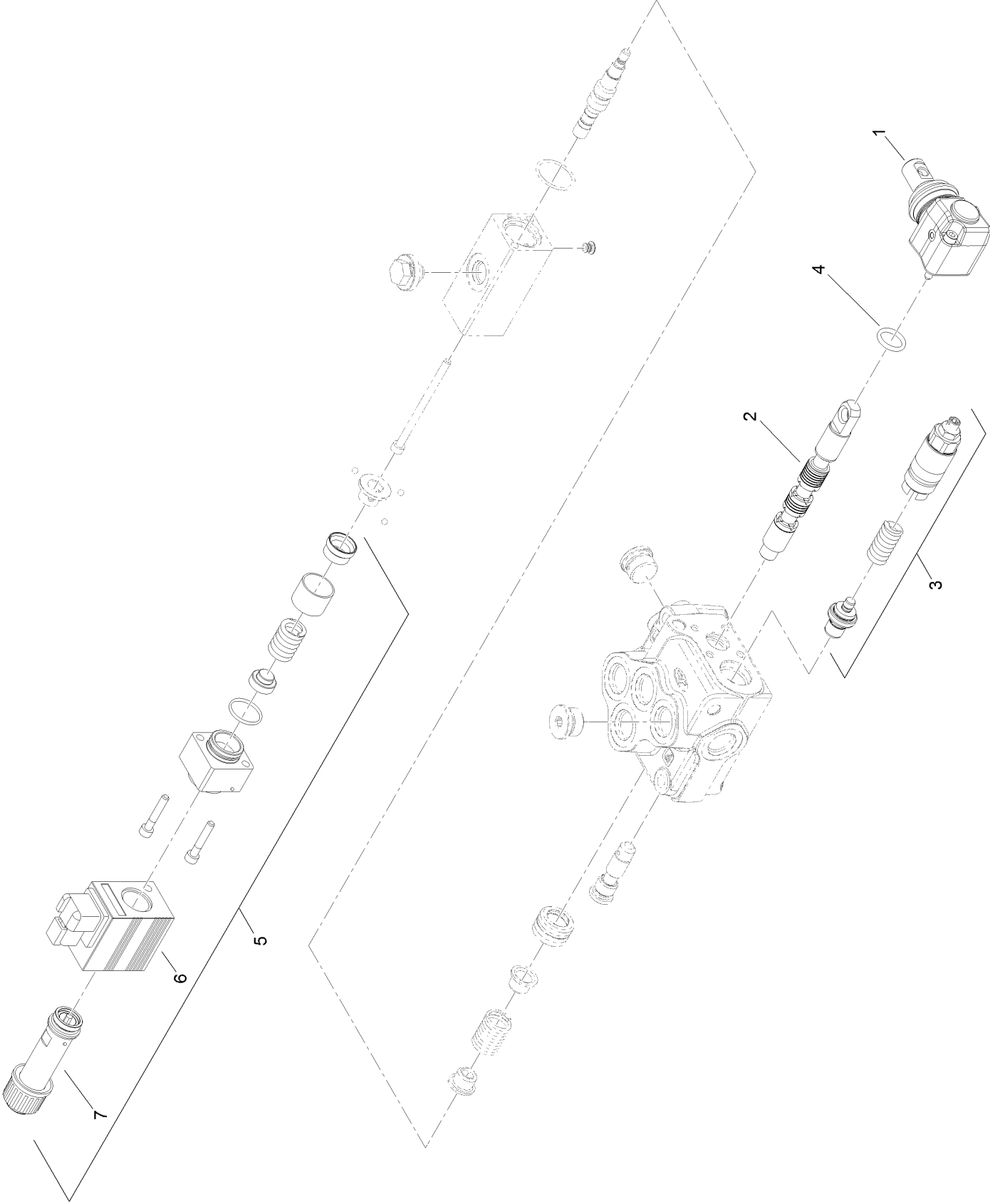


Parts not listed in
Parts List are not
serviced separately

2-Spool Valve Assembly No. 130-7710 (continued)

<i>Ref.</i>	<i>Part Number</i>	<i>Qty.</i>	<i>Description</i>	<i>Ref.</i>	<i>Part Number</i>	<i>Qty.</i>	<i>Description</i>
1	106-7724	1	Joystick Kit	3	106-7738	2	Seal-Valve, Spool
1:1	98-0668	3	Nut	4	106-7737	1	Spool-Valve
1:2	106-7726	1	Pivot-Joystick	5	106-7736	1	Spool-Valve
1:3	106-7727	1	Pin-Joystick	6	132-6031	1	Valve-Relief, Main
1:4	106-7728	1	End-Rod	7	353-988	2	Plug-Hex
1:5	42-9850	3	Washer-Lock, Spring	7:1	237-79	1	O-Ring
1:6	98-5828	3	Screw-HSH	8	106-7734	3	Valve-Relief
1:7	106-7729	1	Bellow-Rubber	9	106-7719	2	Seal-Valve
1:8	3290-379	1	Tie-Cable	10	106-7732	1	Valve Spring Kit
1:9	106-7730	2	Joint-Joystick	11	106-7733	1	Detent Spring Kit
1:10	106-7731	1	Holder-Articulated	12	132-6032	1	Joint-SAE 8
2	106-7725	1	Seal-Joystick	13	132-6033	1	Plug

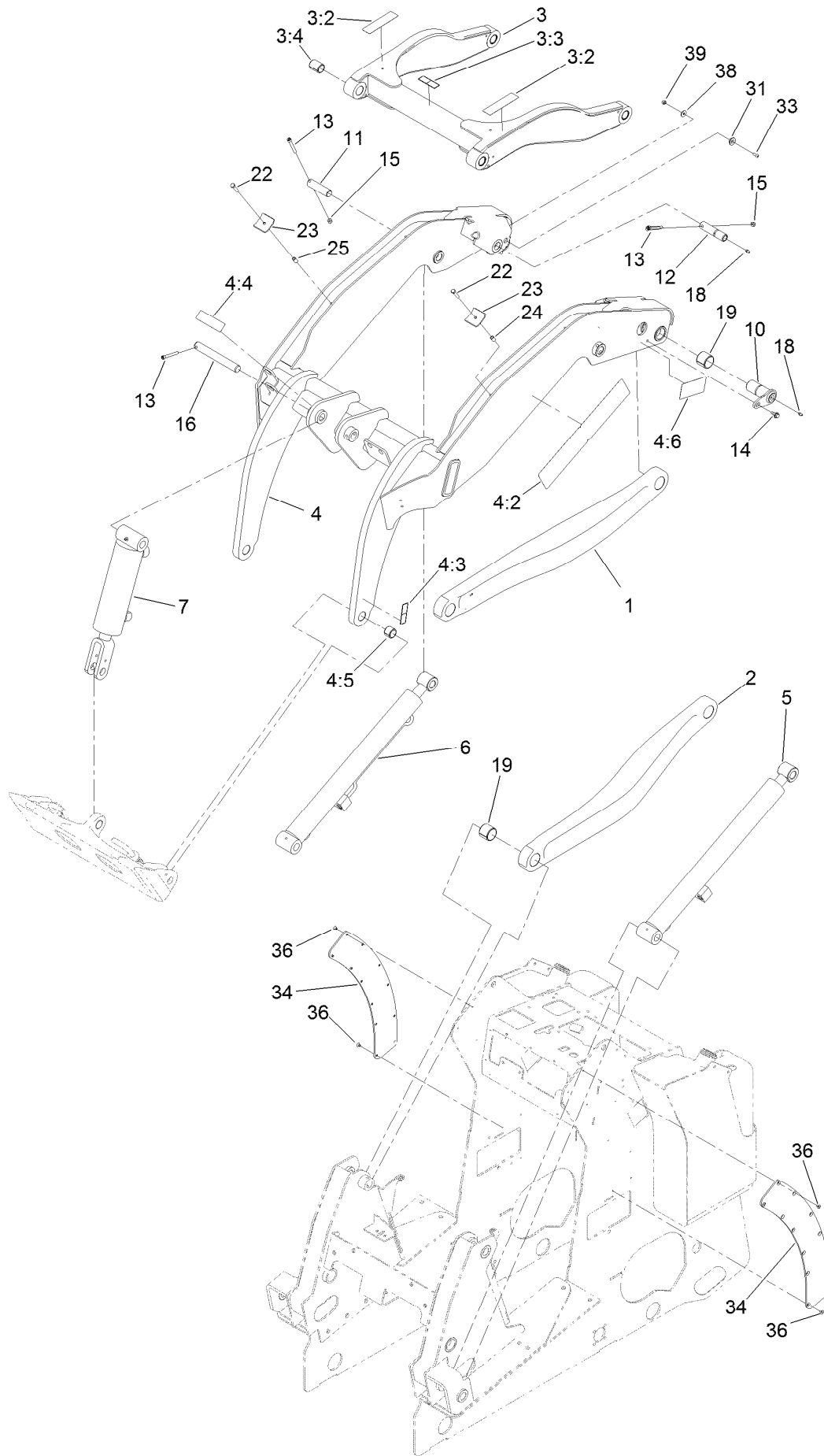
Double Detent Valve Assembly No. 136-4538



Double Detent Valve Assembly No. 136-4538 (continued)

<i>Ref.</i>	<i>Part Number</i>	<i>Qty.</i>	<i>Description</i>	<i>Ref.</i>	<i>Part Number</i>	<i>Qty.</i>	<i>Description</i>
1	132-6038	1	Lever Kit (With Screws)	5	136-5810	1	Spring/Coil Valve Kit
2	114-8624	1	Valve-Spool	6	136-5811	1	Coil-Valve
3	132-6039	1	Valve-Relief	7	136-5812	1	Valve-Tube, Pull
4	106-7719	2	Seal-Valve				

Loader Arm Assembly



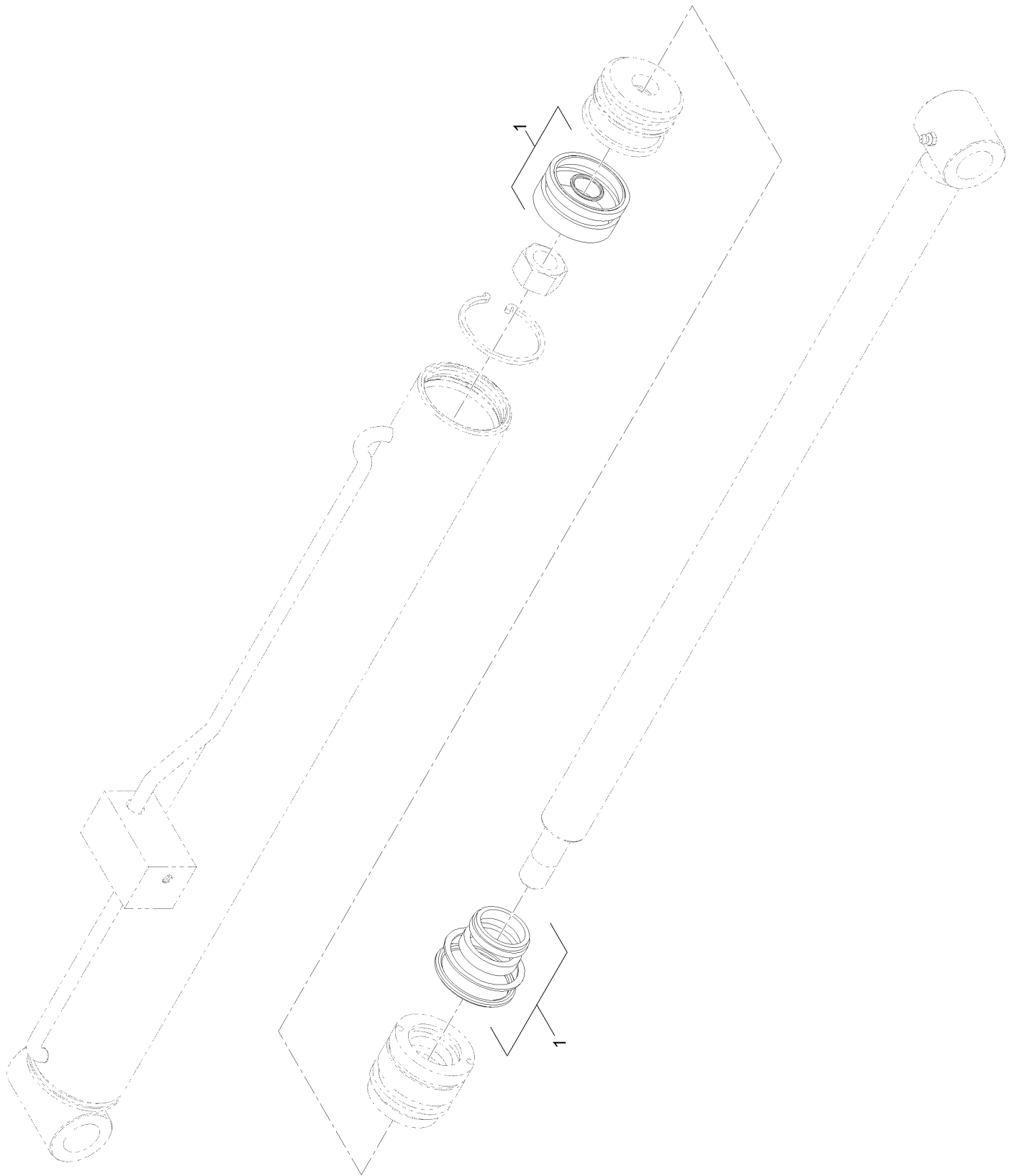
Loader Arm Assembly (continued)

<i>Ref.</i>	<i>Part Number</i>	<i>Qty.</i>	<i>Description</i>	<i>Ref.</i>	<i>Part Number</i>	<i>Qty.</i>	<i>Description</i>
1	130-5151-03	1	Link-Lower, LH	12	125-3695	2	Pin-Link
2	130-5153-03	1	Link-Lower, RH	13	3274-40	5	Screw-HSH
3	130-5318	1	Link-Upper	14	99-5105	2	Screw-Shoulder
3:2	130-2836	2	Decal-Warning, Crushing	15	3296-29	4	Nut-Lock, NI
3:3	120-0625	1	Decal-Warning	16	130-5210	1	Pin-Locking
3:4	130-5200	4	Bushing-Spring	18	302-5	4	Fitting-Grease
4	131-8023	1	Loader Arm ASM	19	130-5199	4	Bushing-Spring
4:2	133-0217	2	Decal	22	5-1470	4	Screw-HH
4:3	120-0625	2	Decal-Warning	23	130-5221	4	Plate-Holddown, Hose
4:4	115-4855	1	Decal-Caution	24	131-9150	2	Spacer-Hose
4:5	98-4871	2	Bushing-Tension	25	131-9151	2	Spacer-Hose
4:6	131-0711	2	Decal-Warning	31	133-1666	2	Guide
5	139-0781	1	CYL-HYD LH	33	3274-31	2	Screw-HSBH
6	139-0780	1	CYL-HYD RH	34	131-0596	2	Pad-Wear, Frame
7	139-0779	1	CYL-HYD	36	ST80422	16	Screw
10	136-4708	2	Pin-Pivot	38	87-6630	2	Washer-Plain
11	130-5178	2	Pin-Pivot	39	3296-42	2	Nut-Lock, NI

Hydraulic Cylinder Assembly No. 139-0780 (continued)

<i>Ref.</i>	<i>Part Number</i>	<i>Qty.</i>	<i>Description</i>
1	140-5309	1	Kit-Seal, Hydraulic CYL

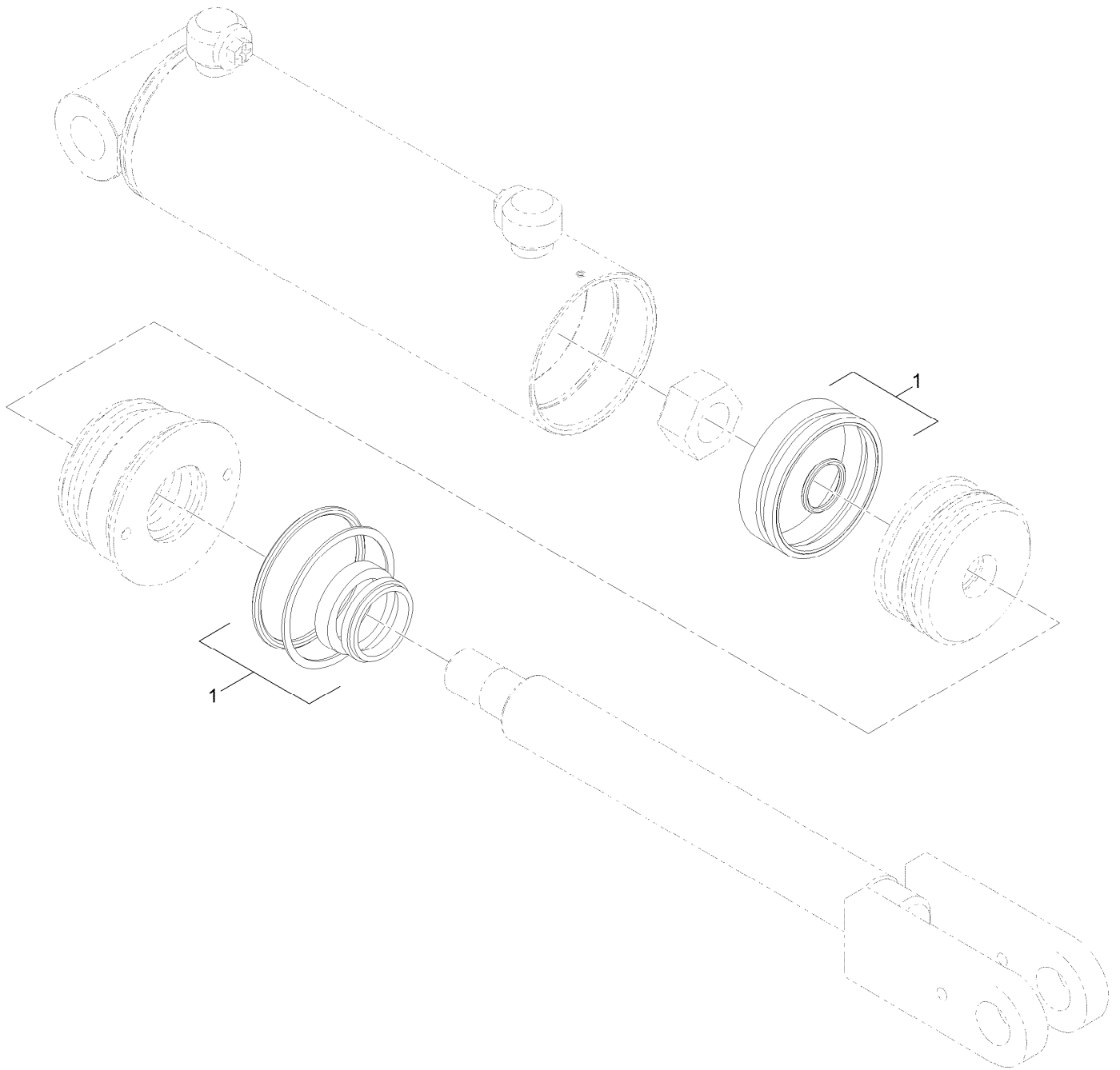
Hydraulic Cylinder Assembly No. 139-0781



Hydraulic Cylinder Assembly No. 139-0781 (continued)

<i>Ref.</i>	<i>Part Number</i>	<i>Qty.</i>	<i>Description</i>
1	140-5309	1	Kit-Seal, Hydraulic CYL

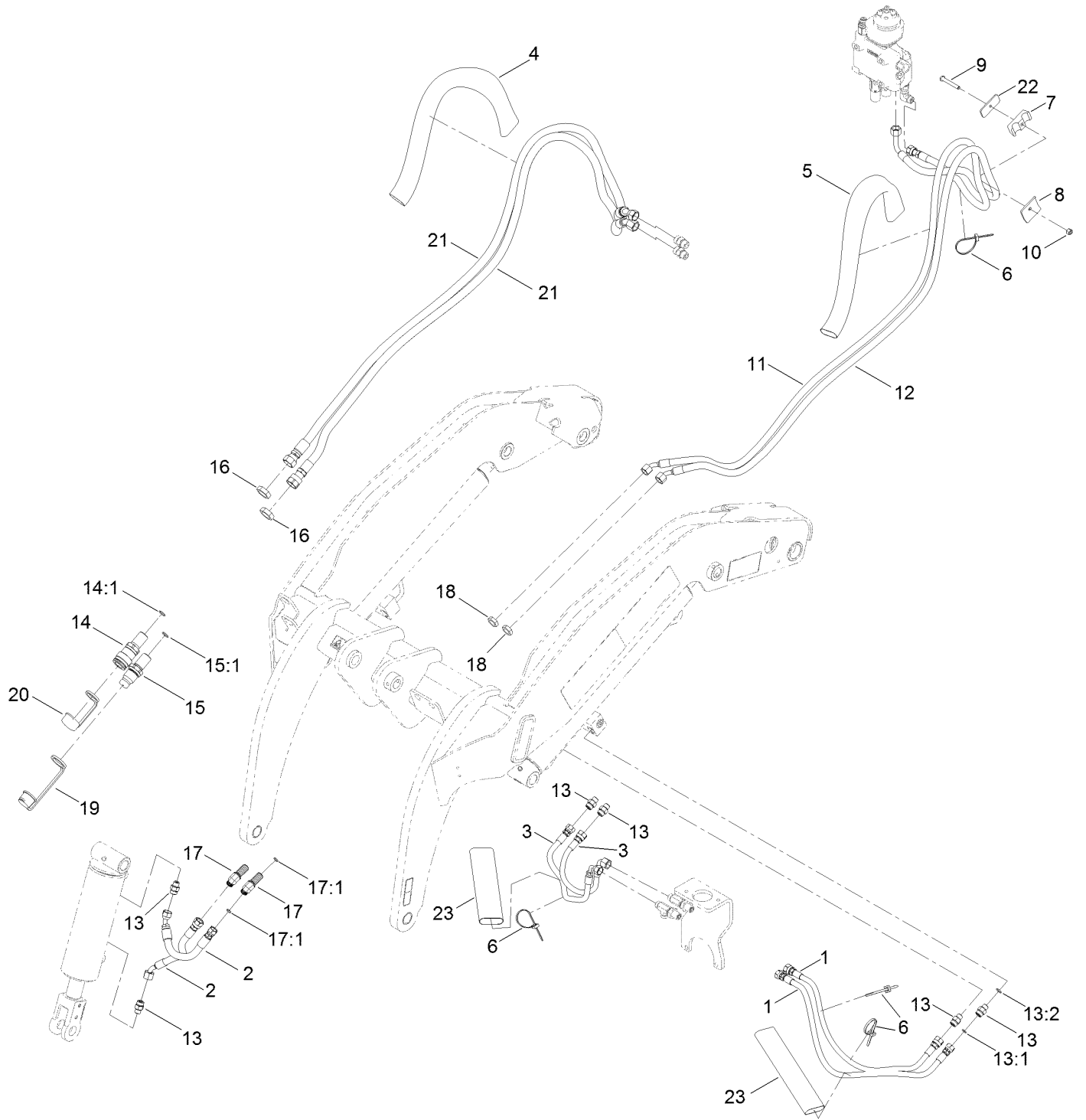
Hydraulic Cylinder Assembly No. 139-0779



Hydraulic Cylinder Assembly No. 139-0779 (continued)

<i>Ref.</i>	<i>Part Number</i>	<i>Qty.</i>	<i>Description</i>
1	140-5308	1	Kit-Seal, Hydraulic CYL

Loader Hydraulic Assembly

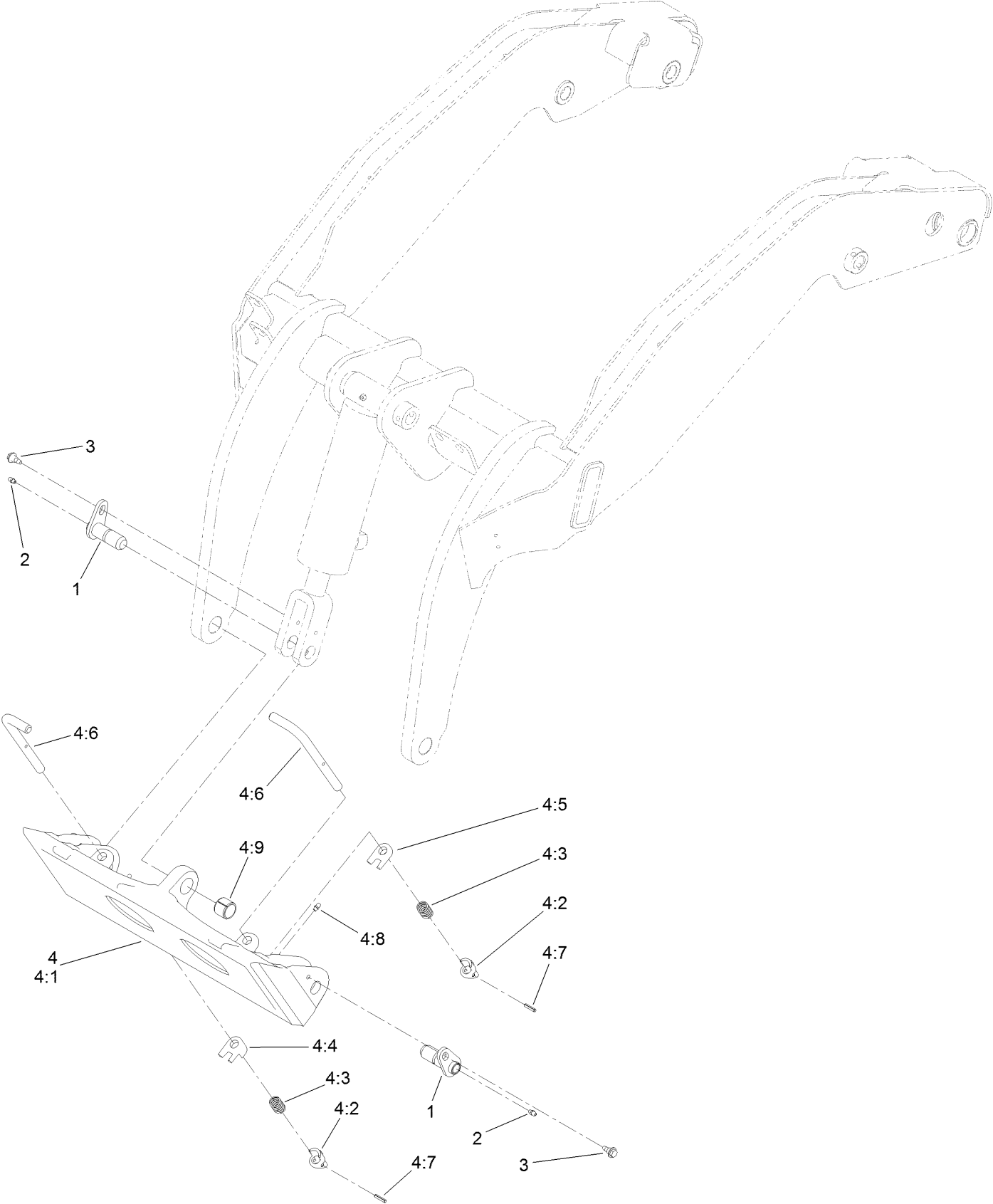


Loader Hydraulic Assembly (continued)

<i>Ref.</i>	<i>Part Number</i>	<i>Qty.</i>	<i>Description</i>	<i>Ref.</i>	<i>Part Number</i>	<i>Qty.</i>	<i>Description</i>
1	139-0801	2	HYD Hose ASM	14	105-8394	1	Bulkhead Coupler ASM
2	139-0802	2	HYD Hose ASM	14:1	237-65	1	O-Ring
3	139-0803	2	HYD Hose ASM	15	105-8395	1	Bulkhead Nipple ASM
4	130-7718	1	Sleeve-Protective	15:1	237-65	1	O-Ring
5	100-6128	1	Sleeve-Protective	15:2	100-6120	1	Seal Kit ●
6	3290-378	4	Tie-Cable	16	340-74	2	Nut-Lock, Bulkhead
7	94-8105	2	Clamp-Tube	17	340-69	2	Elbow-Bulkhead, 45 DEG
8	130-5221	2	Plate-Holddown, Hose	17:1	237-22	2	O-Ring
9	9114524	2	Bolt-TAP, HH	18	340-70	2	Nut-Lock
10	3296-29	2	Nut-Lock, NI	19	100-8815	1	Cap-Dust, Nipple
11	139-0804	1	HYD Hose ASM	20	100-8816	1	Cap-Dust, Coupler
12	139-0805	1	HYD Hose ASM	21	139-0806	2	HYD Hose ASM
13	340-2	6	Fitting-Straight	22	131-9152	2	Plate-Clamp, Hose
13:1	237-22	1	O-Ring	23	133-8568	2	Sleeve-Protective
13:2	237-42	1	O-Ring				

● Not illustrated

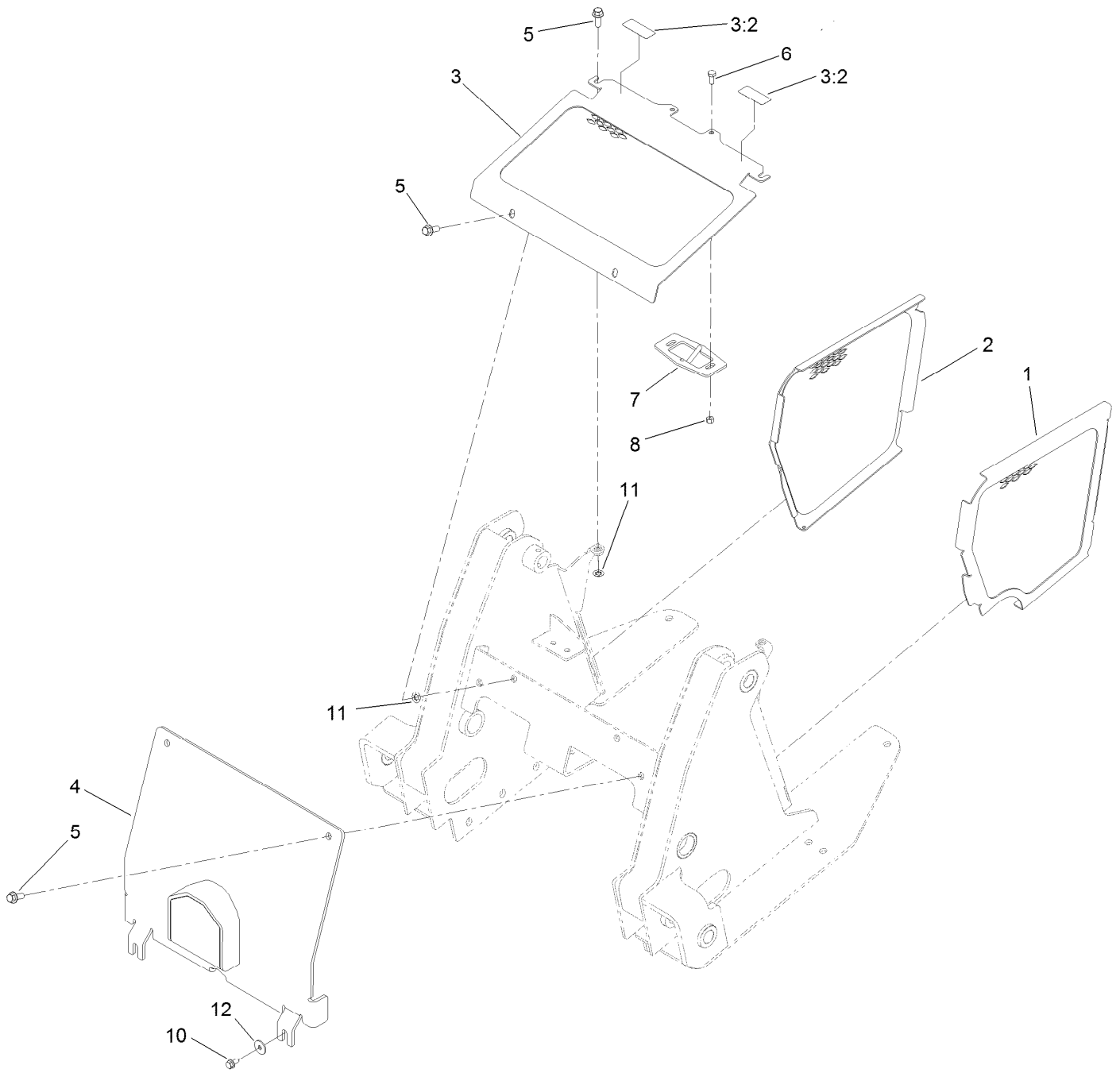
Quick Attach Assembly



Quick Attach Assembly (continued)

<i>Ref.</i>	<i>Part Number</i>	<i>Qty.</i>	<i>Description</i>	<i>Ref.</i>	<i>Part Number</i>	<i>Qty.</i>	<i>Description</i>
1	130-5222	3	Pin-Pivot	4:4	104-5909	1	Stop-RH
2	302-5	3	Fitting-Grease	4:5	104-5903	1	Stop-LH
3	99-5105	3	Screw-Shoulder	4:6	132-8419	2	Pin-Locking
4	132-8418	1	Quick Attach ASM	4:7	3285-1	2	Pin-Grooved
4:1	130-7708-03	1	Mount-Qtach	4:8	302-5	2	Fitting-Grease
4:2	105-0246	2	Cam	4:9	98-4871	1	Bushing-Tension
4:3	98-4694	2	Spring-Compression				

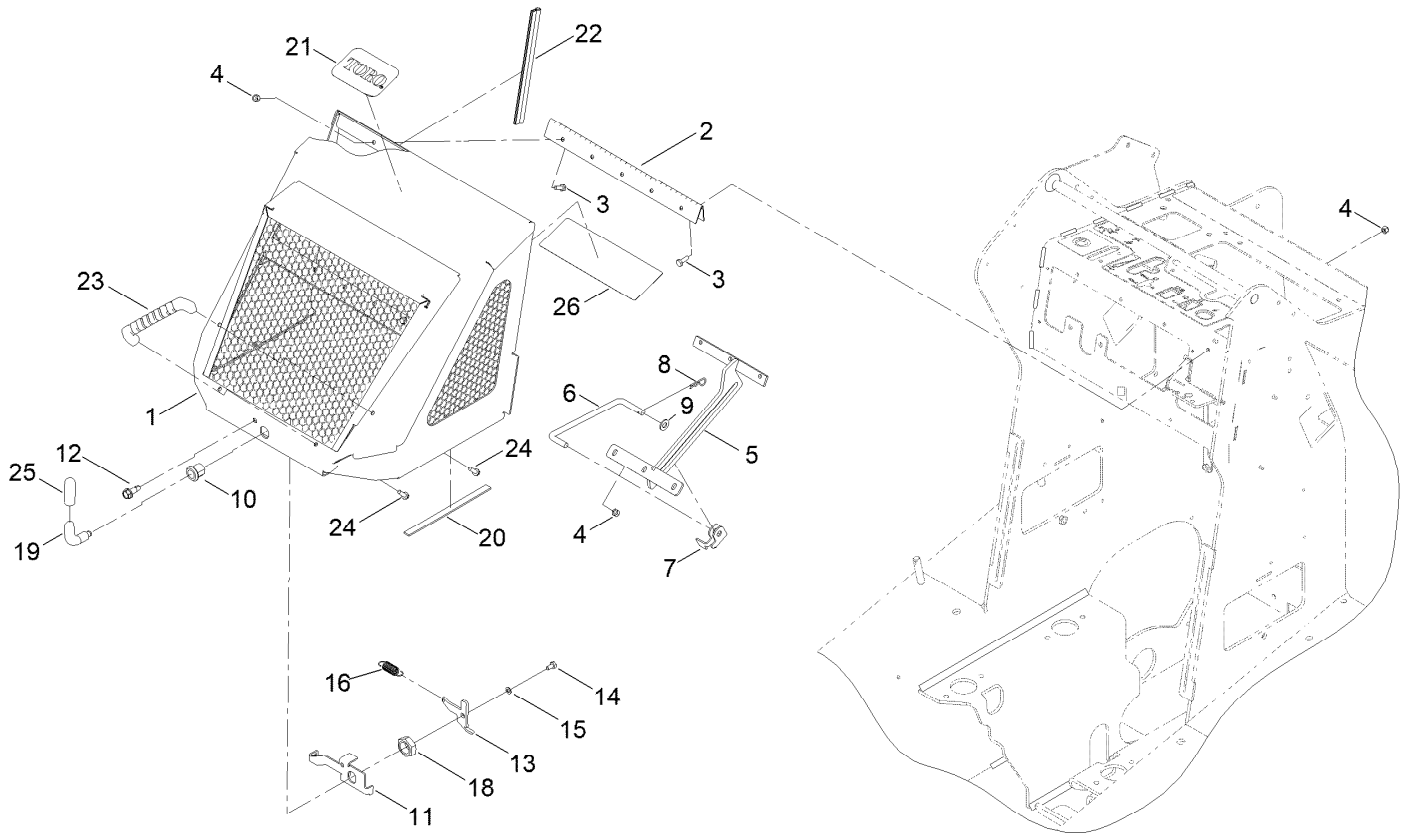
Front Cover and Side Panel Assembly



Front Cover and Side Panel Assembly (continued)

<i>Ref.</i>	<i>Part Number</i>	<i>Qty.</i>	<i>Description</i>	<i>Ref.</i>	<i>Part Number</i>	<i>Qty.</i>	<i>Description</i>
1	132-1734-03	1	Panel-Side, LH	6	322-3	2	Screw-HH
2	132-1733-03	1	Panel-Side, RH	7	130-5239-03	1	Hood Latch/Rod ASM
3	136-5752	1	Front Cover ASM	8	3296-29	2	Nut-Lock, NI
3:2	115-2047	2	Decal-Surface, Hot	10	3234-5	2	Screw-HHF
4	133-0230-03	1	Cover-Front	11	107-3154	2	Nut-Push
5	3234-42	6	Screw-HHF	12	115-7109	2	Washer-Flat

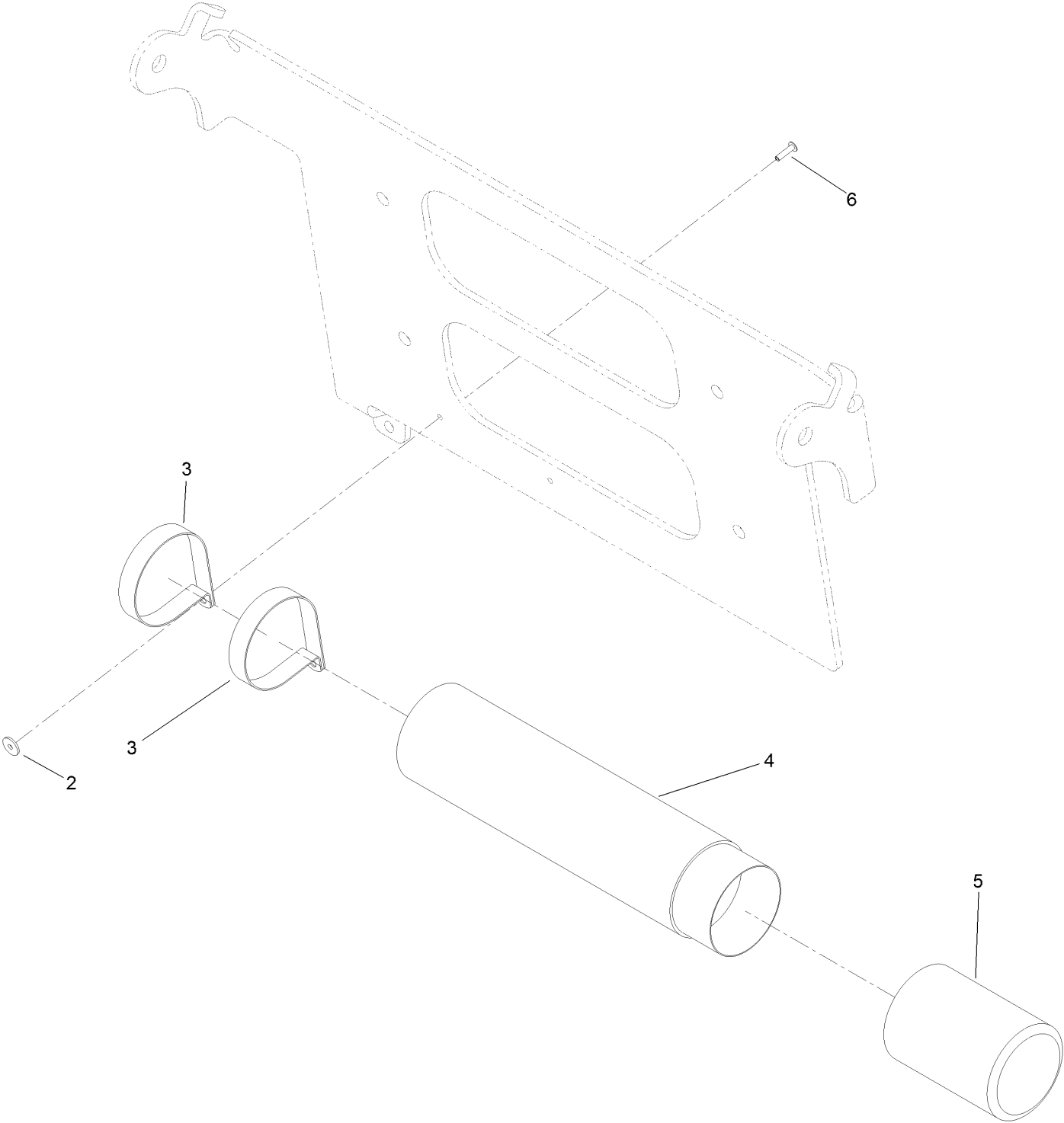
Hood Assembly



Hood Assembly (continued)

<i>Ref.</i>	<i>Part Number</i>	<i>Qty.</i>	<i>Description</i>	<i>Ref.</i>	<i>Part Number</i>	<i>Qty.</i>	<i>Description</i>
1	130-5298-03	1	Engine Hood ASM	19	108-5639	1	Handle-Latch
2	100-1284	1	Hinge-Hood	20	132-7282	2	Strip-Foam
3	321-4	12	Screw-HH	21	117-0871	1	Decal
4	3296-42	12	Nut-Lock, NI	22	130-5345	1	Trim-Seal, Bulb
5	130-5228-03	1	Bracket-Prop, Hood	23	65-5100	2	Handle-Door
6	108-6357	1	Rod-Support, Hood	24	46-8091	4	Screw-HWH
7	115-0714	1	Bracket-Latch, Locking	25	133-0206	1	Grip-Lever, Hood
8	3290-250	1	Pin-Cotter	26	139-8822	1	Decal-Service Tx1000 De
9	3256-24	1	Washer-Plain	26	139-8826	1	Decal-Service Tx1000 ES
10	106-9335	1	Housing-Latch	26	139-8831	1	Decal-Service Tx1000 Fr
11	130-5232-03	1	Bracket-Latch	26	139-8836	1	Decal-Service Tx1000 It
12	105-6245	1	Screw-Tapping	26	139-8841	1	Decal-Service Tx1000 Ne
13	130-5233	1	Cam-Hooked	26	139-8846	1	Decal-Service Tx1000 PI
14	321-2	1	Screw-HH	26	139-8851	1	Decal-Service Tx1000 Ru
15	3253-3	1	Washer-Lock	26	139-8856	1	Decal-Service Tx1000 Sk
16	104-0869	1	Spring	26	140-3619	1	Decal, Service Tx1000
18	103-8496	1	Nut-Jam				

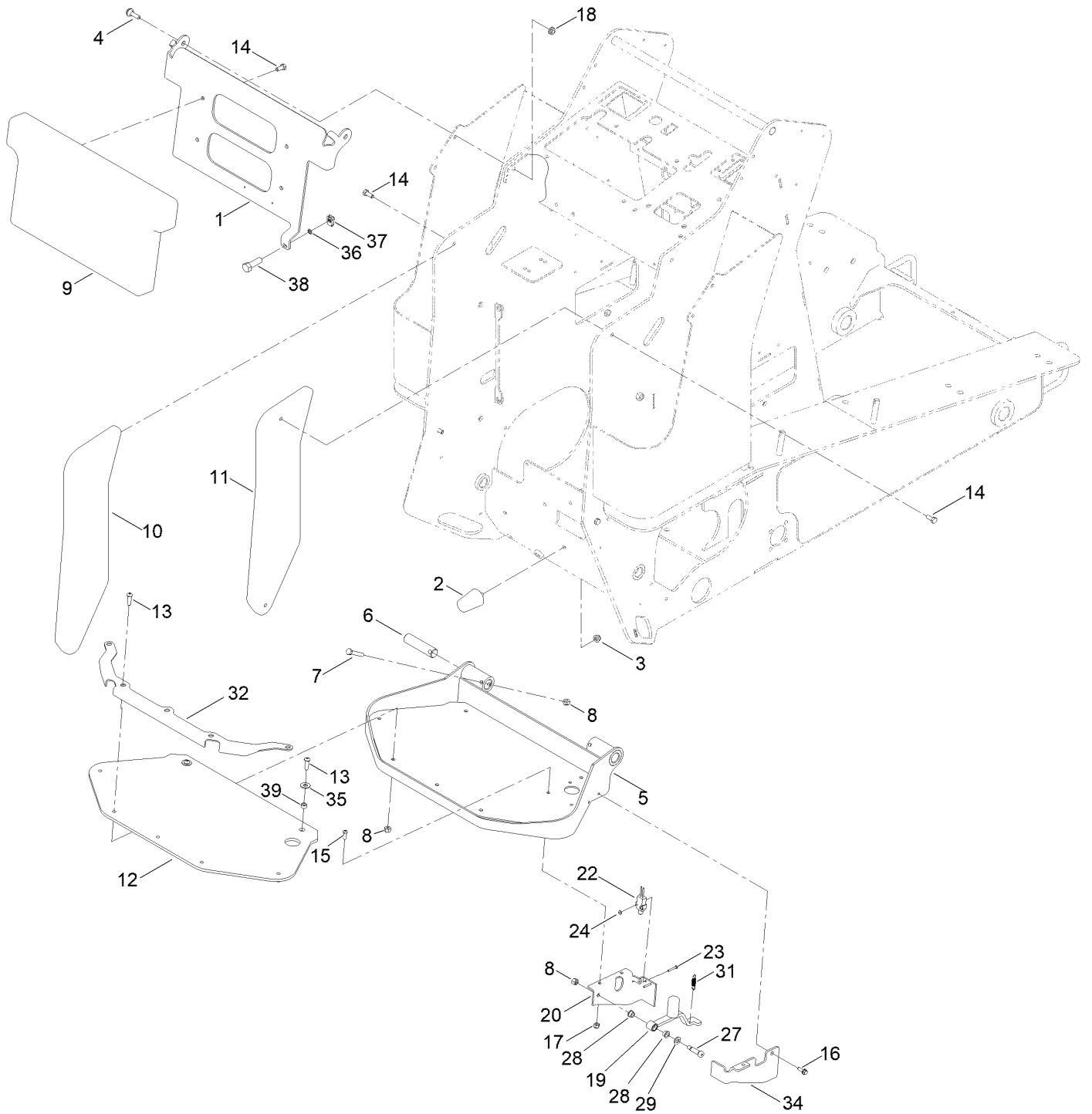
Manual Tube Assembly



Manual Tube Assembly (continued)

<i>Ref.</i>	<i>Part Number</i>	<i>Qty.</i>	<i>Description</i>	<i>Ref.</i>	<i>Part Number</i>	<i>Qty.</i>	<i>Description</i>
2	3269-10	2	Washer-Back	5	104-7048	1	Cap-Housing
3	2412-120	2	Clamp-R	6	3269-17	2	Rivet-Pop
4	104-7050	1	Tube-Manual				

Platform and Cushion Assembly

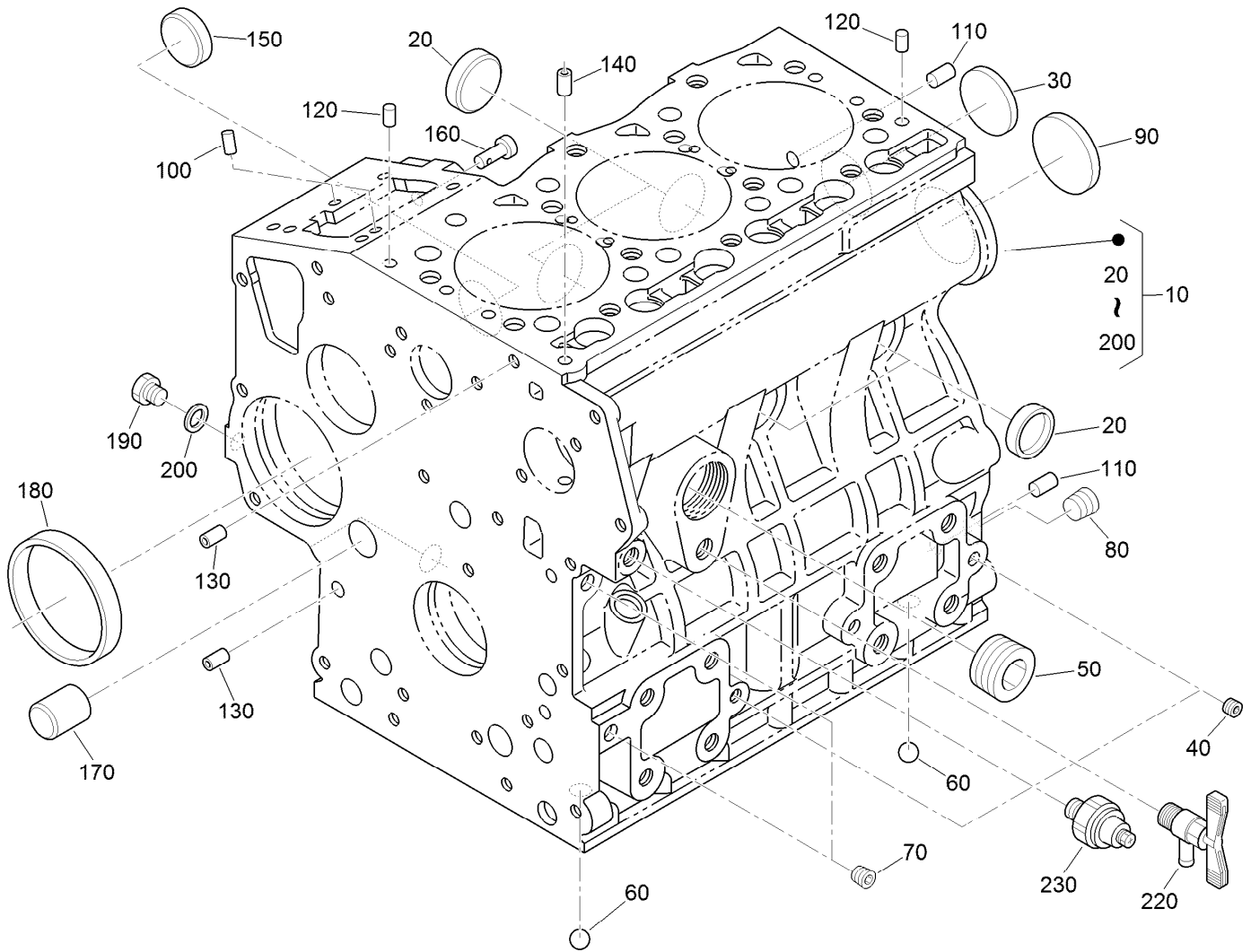


Platform and Cushion Assembly (continued)

<i>Ref.</i>	<i>Part Number</i>	<i>Qty.</i>	<i>Description</i>	<i>Ref.</i>	<i>Part Number</i>	<i>Qty.</i>	<i>Description</i>
1	132-6026-03	1	Hinge-Pad	18	32128-20	2	Nut-HF
2	110-5070	3	Bumper	19	130-5293	1	Lever-Switch, Auxiliary
3	104-8300	3	Nut-HF, NI	20	130-5310-03	1	Bracket-Switch, LH
4	108-3744	2	Screw-Shoulder	22	95-8900	1	Switch
5	131-9301	1	Platform	23	32105-9	2	Screw-HH
6	125-3749	2	Pin-Cylinder	24	3296-9	2	Nut-Hex
7	322-10	2	Screw-HH	27	114-8629	1	Bolt-Shldr
8	3296-29	10	Nut-Lock, NI	28	1-603735	2	Bushing-Flanged
9	130-1042	1	Cushion-Pad	29	3256-45	1	Washer-Flat
10	130-1043	1	Cushion-Pad	31	59-3660	1	Spring
11	130-1044	1	Cushion-Pad	32	130-5313-03	1	Plate-Clamp
12	130-1054	1	Pad-Foot	34	130-5311-03	1	Bracket-Switch, RH
13	109-4872	7	Screw-HSH	35	3256-3	2	Washer-Flat
14	322-3	8	Screw-HH	36	1-803037	1	Nut-Retaining
15	3274-69	3	Screw-HSBH	37	107069	1	Clip
16	32144-44	1	Screw-HWH, Thread Roll	38	321-6	1	Screw-HH
17	3296-42	3	Nut-Lock, NI	39	85-9120	2	Spacer-Pivot, Tilt

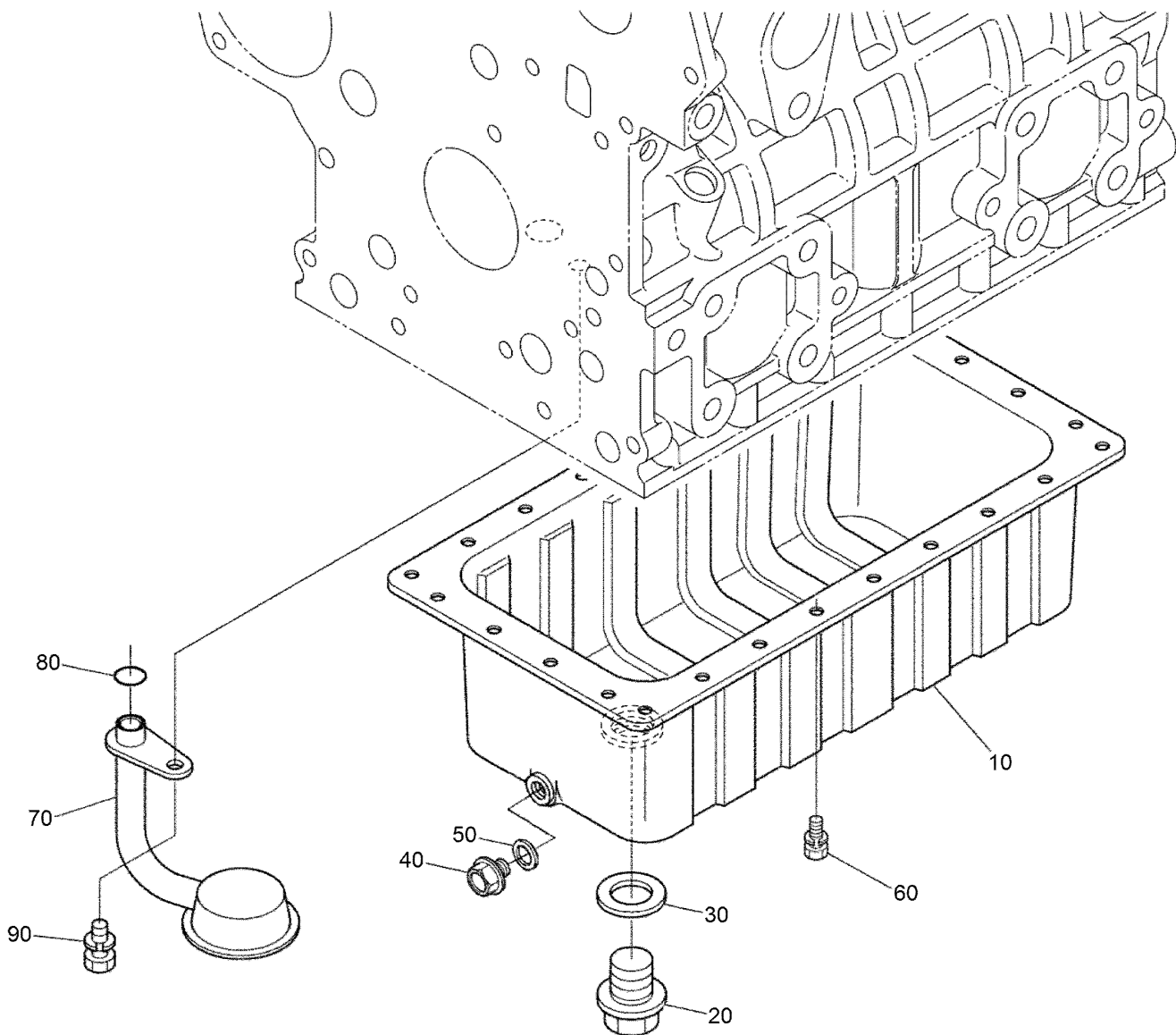
Electrical Assembly (continued)

<i>Ref.</i>	<i>Part Number</i>	<i>Qty.</i>	<i>Description</i>	<i>Ref.</i>	<i>Part Number</i>	<i>Qty.</i>	<i>Description</i>
1	80-9330	1	Audio Alarm ASM	27	3296-29	4	Nut-Lock, NI
1:1	104-5107	1	Nut-Plastic, Knurled	28	136-5755-03	1	Strap-Hold Down, Battery
3	130-5236-03	1	Tray-Battery	29	136-5756	2	Rod-Hold Down, Battery
4	106-5190	1	Battery, 660 CCA W/O Electrolyte	30	1-803038	2	Wingnut
5	121-5159	1	Switch-Ignition	31	109-9376	1	Receptacle-12V
5:2	121-5160	1	Nut-Hex	32	321-4	1	Screw-HH
5:3	121-5161	1	Nut-Face	34	114-5502	1	Clip-Fuse
5:4	121-5162	1	Set-Key, Ignition	37	112-2463	1	Harness-Link, Fusible
6	1-643275	4	Relay	38	322-6	1	Screw-HH
10	43-5930	1	Washer-Lock, Spring	39	104-8300	1	Nut-HF, NI
11	43-2830	1	Nut-Hex	40	32128-33	1	Nut-HF
12	139-6366	1	Cable-Battery, Pos ASM	41	32105-13	4	Screw-HWH
12:4	32180-109	1	Bolt-Battery Clamp, 5/16-18 Unc	42	32149-7	8	Nut-Keps
12:5	32180-108	1	Nut-Hex Shoulder	43	117-1701	2	Screw-HWHTF
13	104-0761	1	Cable-Negative	44	98-3825	1	Switch-Temp
20	132-8645	1	Harness-Wire	45	3256-23	1	Washer-Plain
20:7	218-578	2	Fuse-Blade, 10 Amp	46	3290-378	1	Tie-Cable
20:8	109355	2	Fuse-Blade, 15 Amp	47	131-8009-03	1	Mount-Remote Terminal
20:16	94-8002	1	Fuse-Blade, 50 Amp	48	AUR52278	1	Switch-Disconnect, Master
20:18	103-3895	1	Diode	49	132-1364	1	Stud-Jumper, Positive
20:20	116-0053	1	Cap-Plug	50	131-8026	1	Decal-Battery Disconnect
21	130-7635	1	Module-Hour Meter	51	131-8032	1	Cable-Battery, Positive
26	322-4	4	Screw-HH	52	122-0103	1	Cable-Battery, Positive
				58	136-5813	1	Harness-Wire



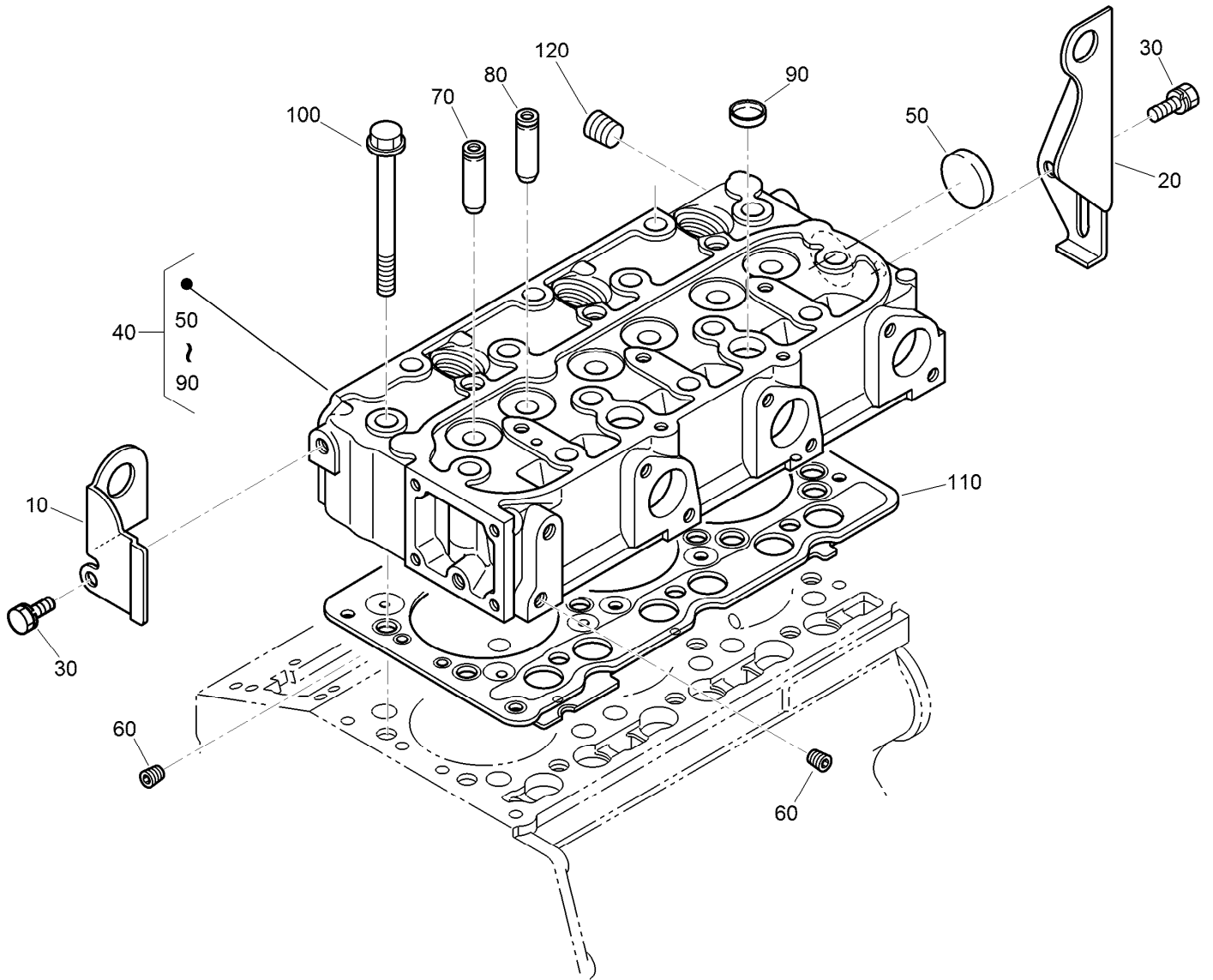
Crankcase Assembly

<i>Ref.</i>	<i>Part Number</i>	<i>Qty.</i>	<i>Description</i>	<i>Ref.</i>	<i>Part Number</i>	<i>Qty.</i>	<i>Description</i>
10	117-8800	1	Crankcase ASM	120	98-9376	2	Pin-Straight
20	98-9398	4	Cap-Sealing	130	98-9387	2	Pin-Pipe
30	98-7539	1	Cap-Sealing	140	98-9539	1	Pin-Pipe
40	98-9687	6	Plug	150	98-9599	1	Plug
50	105-3779	1	Plug	160	98-9630	1	Pin-Spring, Start
60	98-9380	2	Ball	170	98-9675	1	Plug
70	98-7487	2	Plug	180	98-9656	1	Bushing-Governor, Gear
80	98-7488	1	Plug	190	120-2559	1	Plug
90	98-9668	1	Plug-Expansion	200	98-7428	1	Gasket
100	98-9375	2	Pin-Straight	220	120-3121	1	Draincock ASM
110	98-9377	2	Pin-Straight	230	98-9416	1	Switch-Oil



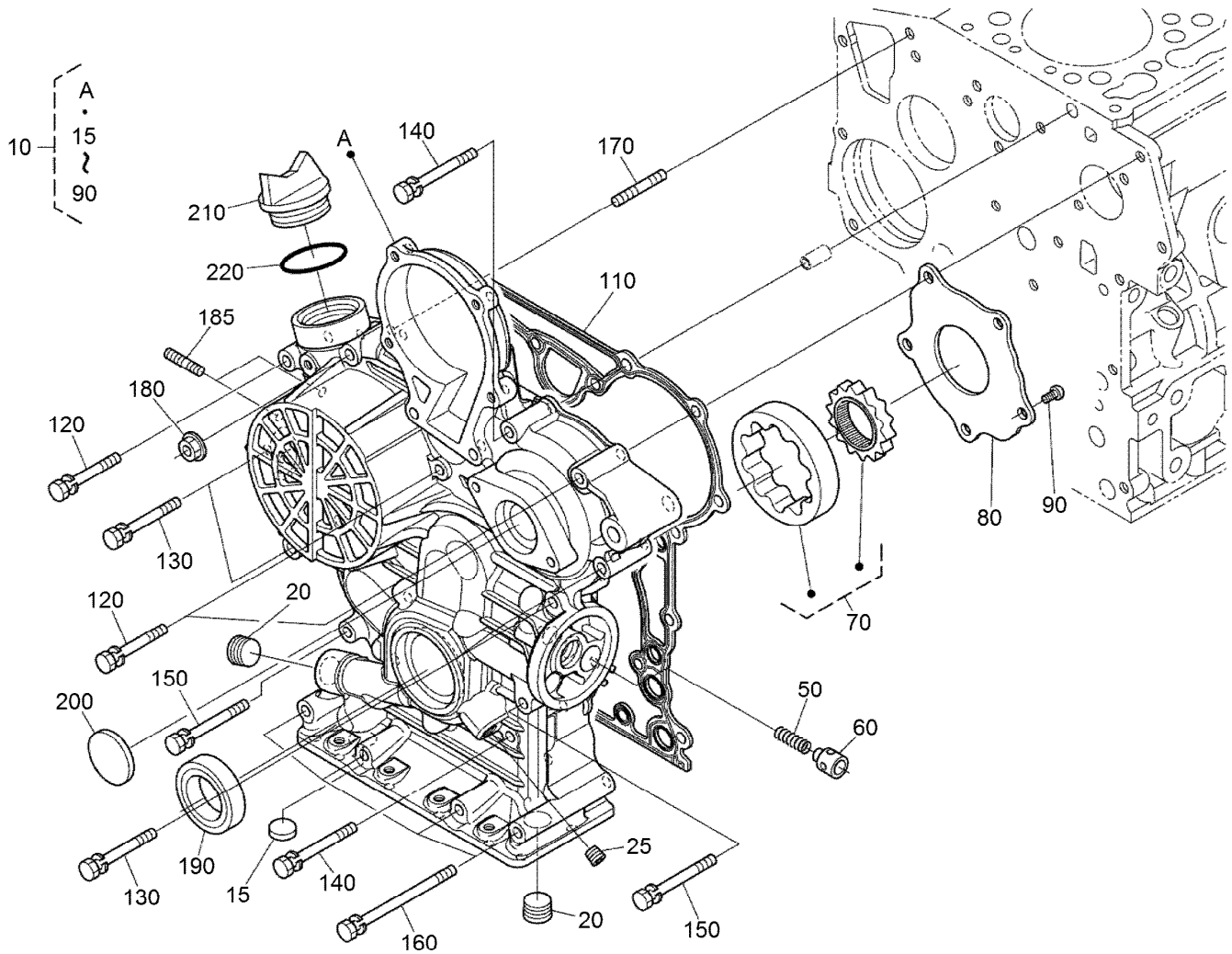
Oil Pan Assembly

<i>Ref.</i>	<i>Part Number</i>	<i>Qty.</i>	<i>Description</i>
10	132-4940	1	Oil Pan ASM
20	98-9686	1	Plug-Drain
30	110-9715	1	Gasket-Pan, Oil
40	114-8151	1	Plug-Drain
50	98-7524	1	Gasket
60	98-9351	26	Bolt
70	132-4939	1	Screen-Filter, Oil
80	105-3776	1	O-Ring
90	98-7526	1	Bolt



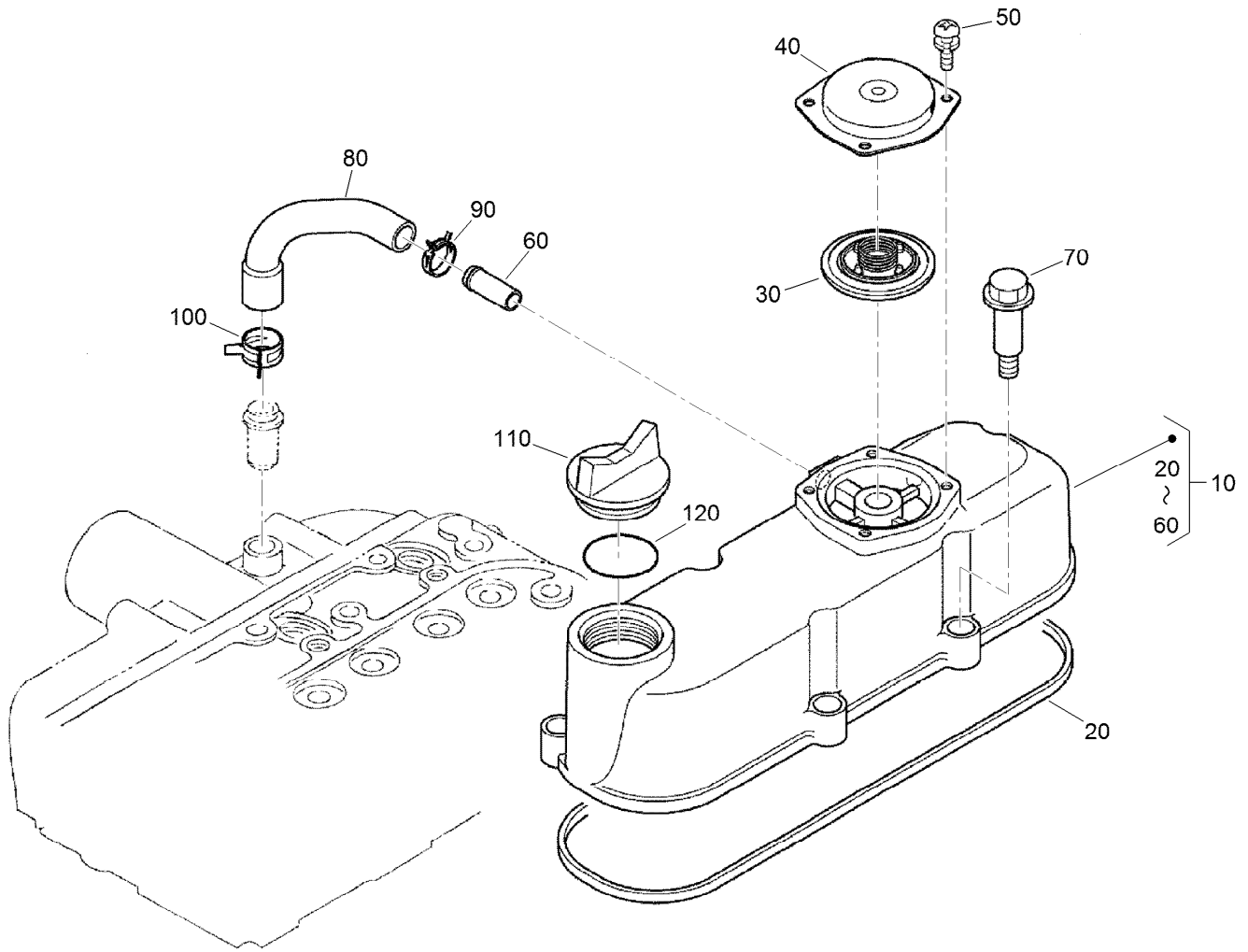
Cylinder Head Assembly

Ref.	Part Number	Qty.	Description
10	130-1231	1	Hook-Engine
20	98-9478	1	Hook-Engine
30	AU126123A1	2	Bolt
40	117-8802	1	Cylinder Head ASM
50	105-3705	1	Cap-Sealing
60	98-9687	2	Plug
70	107-9066	3	Guide-Valve, Inlet
80	107-9067	3	Guide-Valve, Exhaust
90	98-9389	2	Cap-Sealing
100	98-9479	14	Bolt-Head, Cylinder
110	108-6573	1	Gasket-Head, Cylinder
120	98-9444	1	Plug



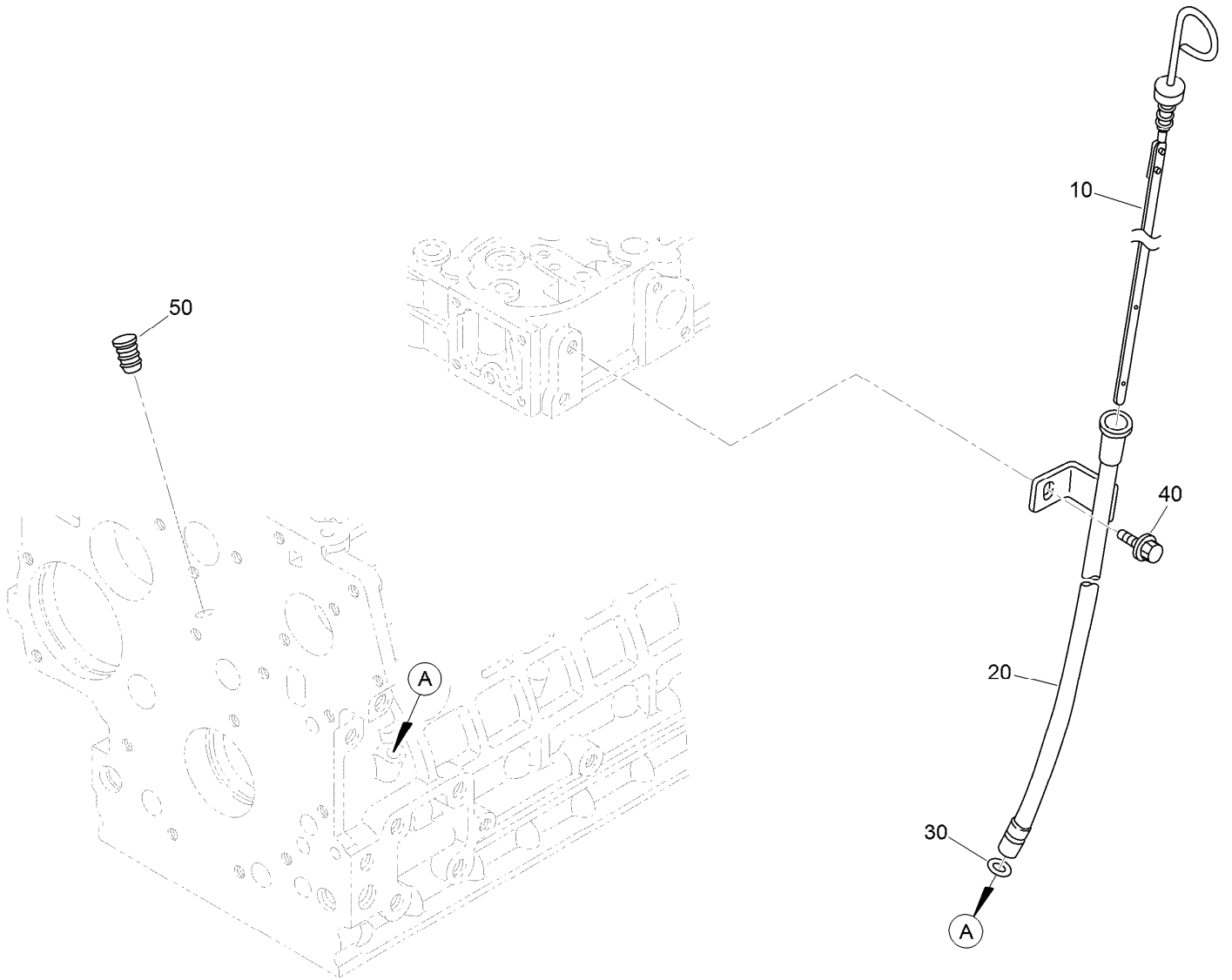
Gear Case Assembly

<i>Ref.</i>	<i>Part Number</i>	<i>Qty.</i>	<i>Description</i>	<i>Ref.</i>	<i>Part Number</i>	<i>Qty.</i>	<i>Description</i>
10	117-8803	1	Gear Case ASM	130	125-9063	4	Bolt-Sems
15	117-8804	1	Cap-Sealing	140	98-9356	2	Bolt
20	127-0425	2	Plug	150	100-1766	2	Bolt
25	98-7487	1	Plug	160	107-9090	4	Bolt
50	130-1511	1	Spring	170	105-3709	1	Stud
60	130-1510	1	Valve-Relief	180	100-2203	1	Nut-Flange
70	130-1508	1	Rotor ASM	185	105-3710	2	Stud
80	130-1509	1	Cover-Pump, Oil	190	119-8038	1	Seal-Oil
90	130-1164	5	Screw-Binding	200	99-3515	1	Plug-Gearcase
110	117-8835	1	Gasket-Case, Gear	210	107-9075	1	Plug-Filler, Oil
120	100-1765	3	Bolt	220	99-3446	1	O-Ring



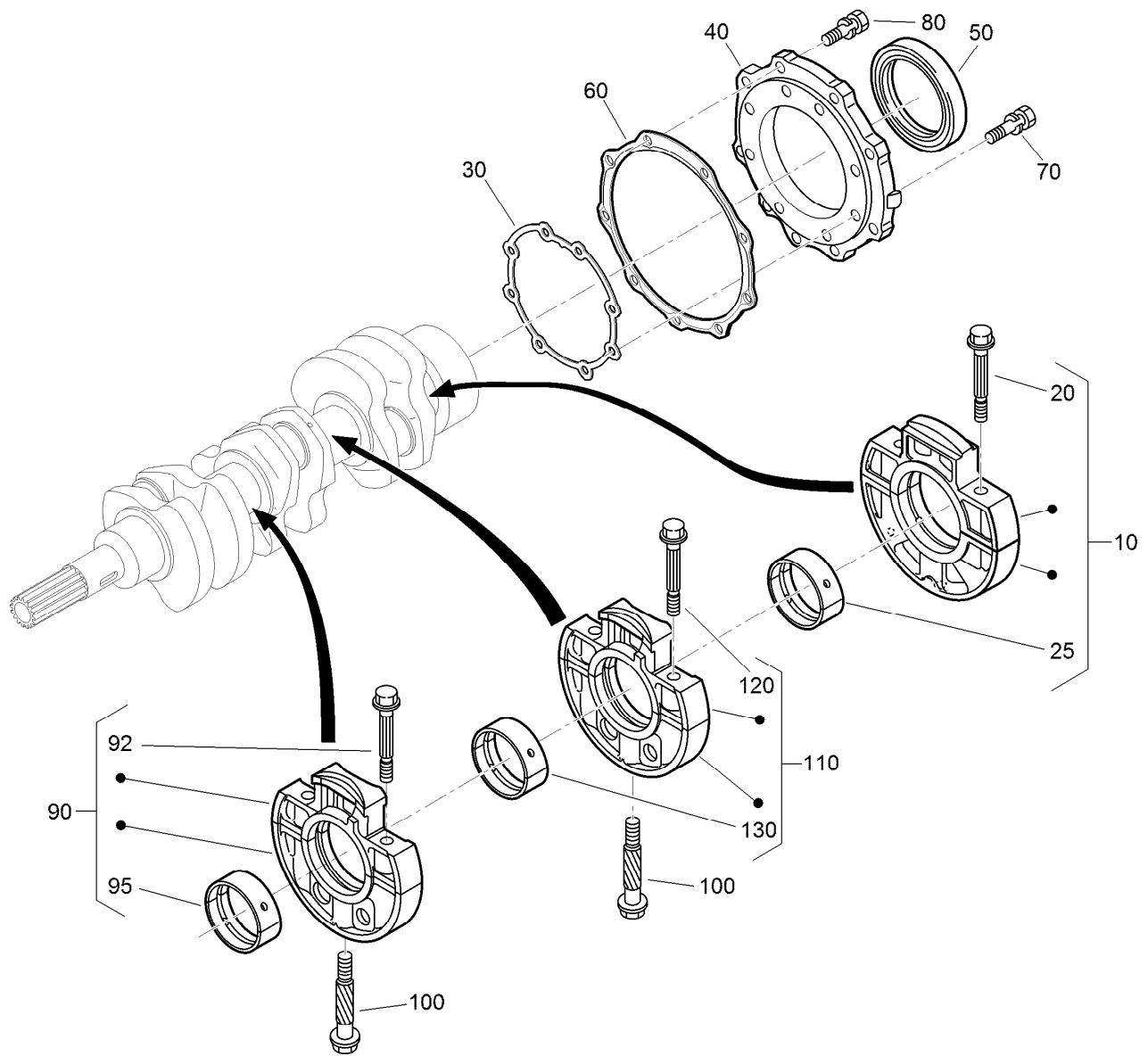
Cylinder Head Cover Assembly

Ref.	Part Number	Qty.	Description
10	117-8805	1	Cylinder Head Cover ASM
20	117-8806	1	Gasket-Cover, Head
30	110-3715	1	Valve-Breather
40	110-3714	1	Cover-Breather
50	98-9364	4	Screw (With Washer)
60	98-7766	1	Pipe-Return, Water
70	108-7063	5	Bolt
80	108-2858	1	Tube-Breather
90	108-2859	1	Clamp-Hose
100	108-2860	1	Clamp-Hose
110	107-9075	1	Plug-Filler, Oil
120	99-3446	1	O-Ring



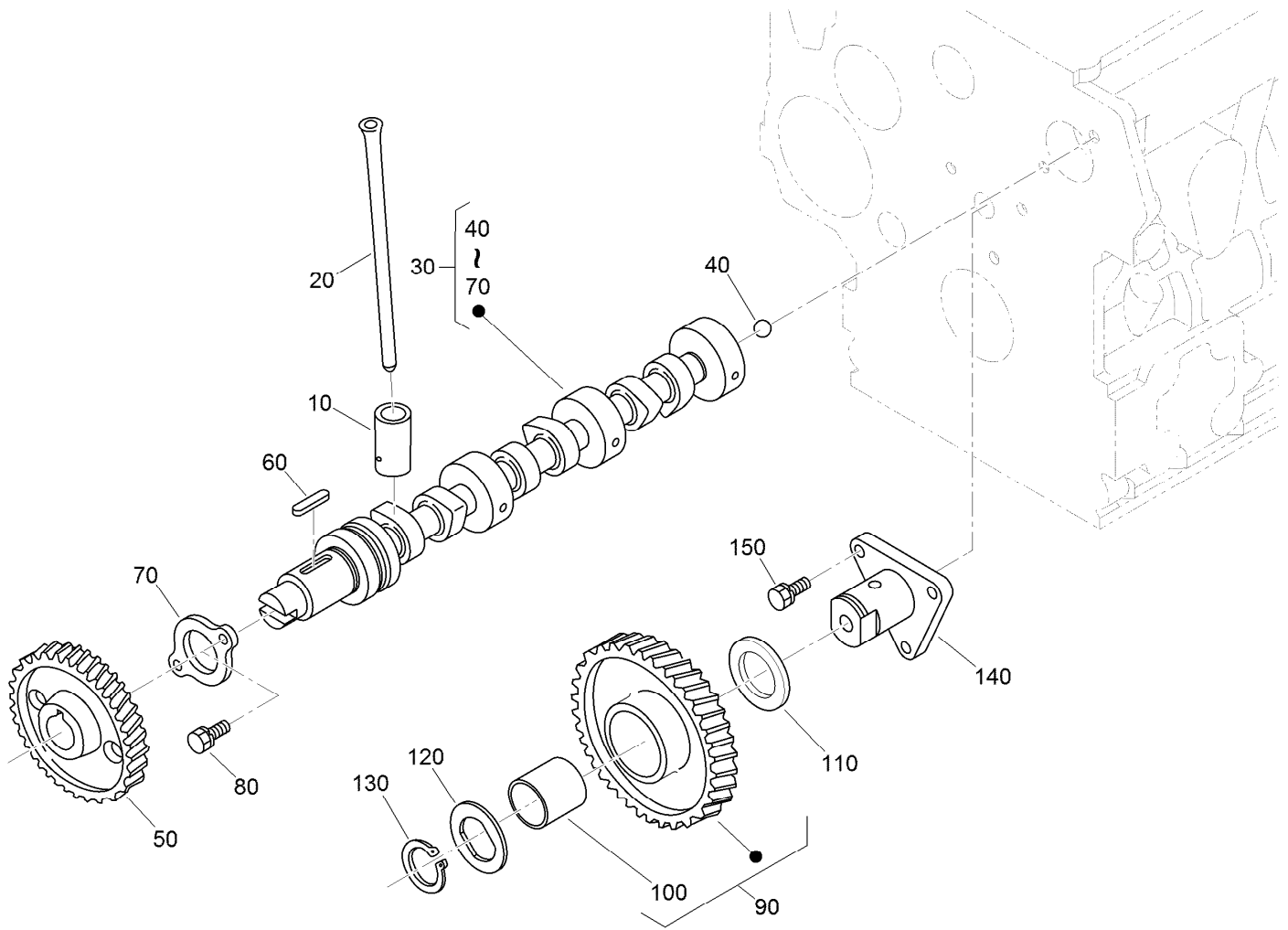
Dipstick and Guide Assembly

<i>Ref.</i>	<i>Part Number</i>	<i>Qty.</i>	<i>Description</i>
10	132-4941	1	Gauge-Oil
20	132-4942	1	Guide-Gauge, Oil
30	98-9722	1	O-Ring
40	AU126123A1	1	Bolt
50	110-3720	1	Plug-Gauge, Oil



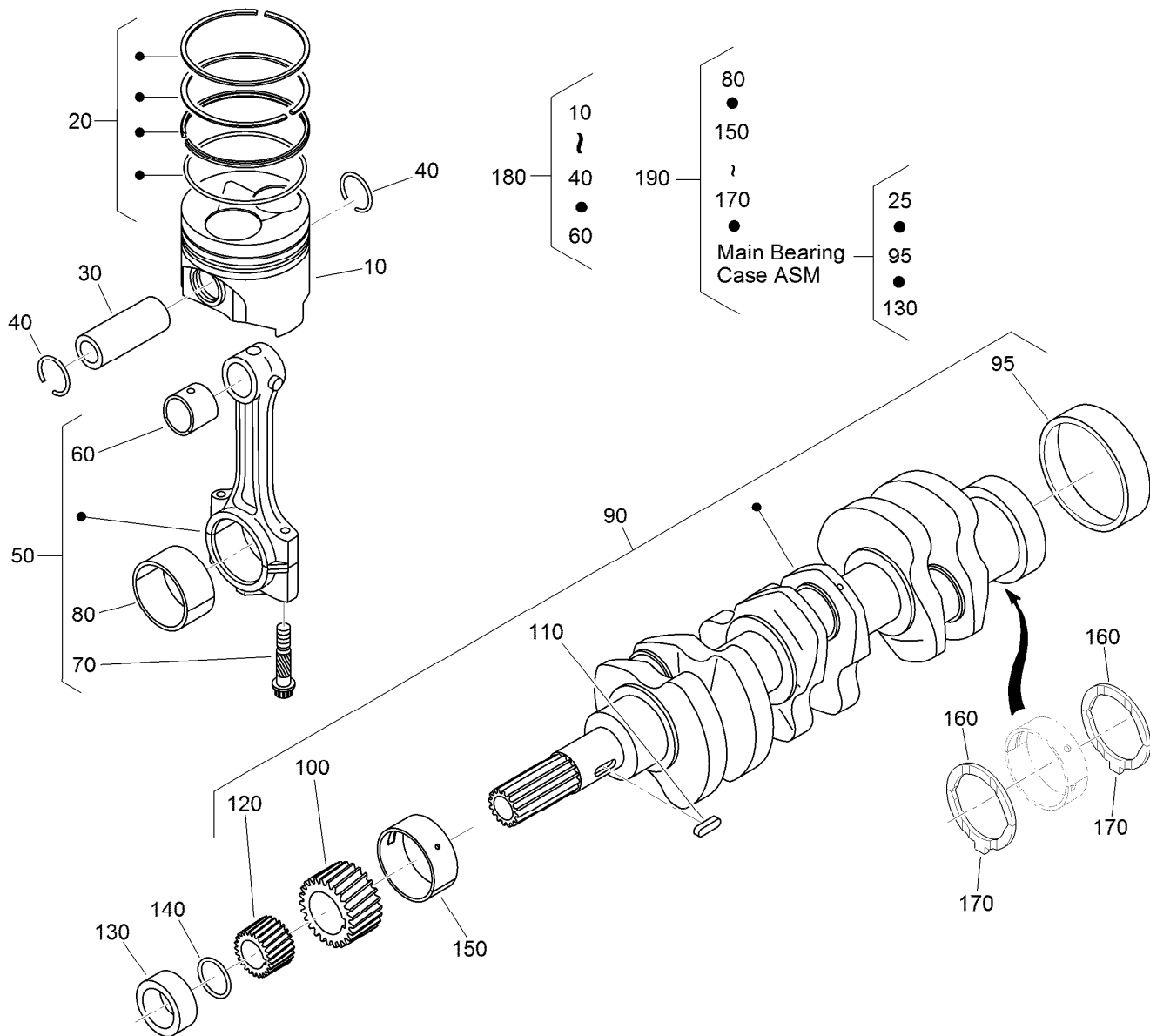
Main Bearing Case Assembly

Ref.	Part Number	Qty.	Description	Ref.	Part Number	Qty.	Description
10	112-7026	1	Wheel Bearing Case ASM	90	117-8809	1	Main Bearing Case ASM
20	98-9484	2	Bolt-Case, Bearing	92	98-9484	2	Bolt-Case, Bearing
25	115-4121	1	Metal-Crankshaft (STD)	95	117-8810	1	Metal-Crankshaft
25	112-7039	1	Metal-Crankshaft (0.2Mm)	95	117-8811	1	Metal-Crankshaft
25	112-7040	1	Metal-Crankshaft (-0.4Mm)	95	117-8812	1	Metal-Crankshaft
30	131-6554	1	Gasket-Case, Bearing	100	98-9485	2	Bolt-Case, Bearing
40	112-7046	1	Cover-Case, Bearing	110	117-8813	1	Main Bearing Case ASM
50	112-0180	1	Seal-Oil	120	98-9484	2	Bolt-Case, Bearing
60	112-7037	1	Gasket-Cover, Case	130	117-8810	1	Metal-Crankshaft
70	127-0441	8	Bolt	130	117-8811	1	Metal-Crankshaft
80	127-0442	9	Bolt	130	117-8812	1	Metal-Crankshaft



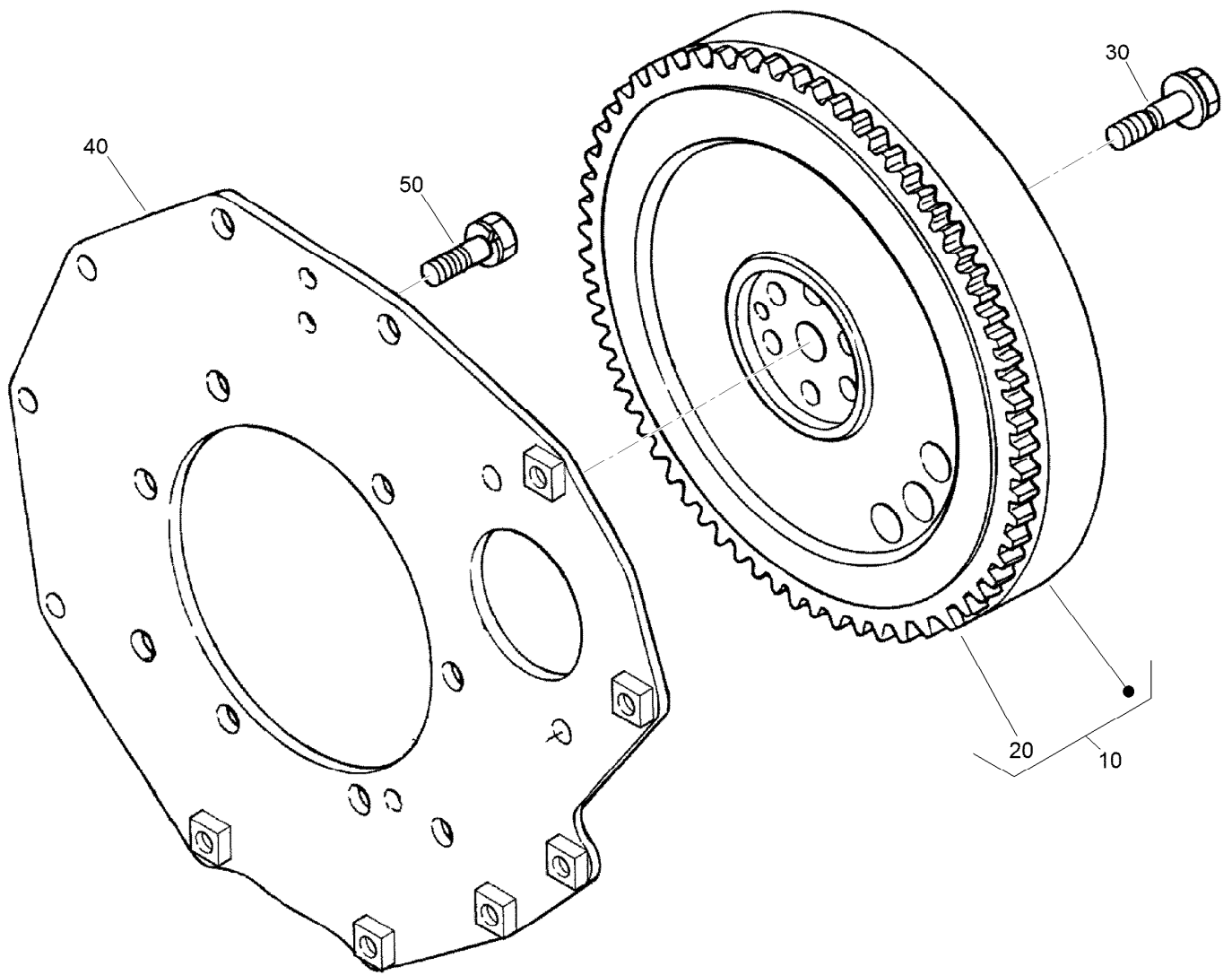
Camshaft and Idle Gear Shaft Assembly

Ref.	Part Number	Qty.	Description
10	112-0185	6	Tappet
20	117-8814	6	Rod-Push
30	130-1545	1	Camshaft ASM
40	110-3729	1	Ball
50	98-9512	1	Gear-Cam
60	98-9378	1	Key-Feather
70	131-6555	1	Stopper (Camshaft)
80	98-7692	2	Bolt
90	117-7584	1	Idler Gear ASM
100	117-7585	1	Bushing-Gear, Idle
110	98-9535	1	Collar-Gear, Idle
120	98-9536	1	Collar-Gear, Idle
130	98-9534	1	Circlip-Gear, Idle
140	98-9533	1	Shaft-Gear, Idle
150	98-7692	3	Bolt



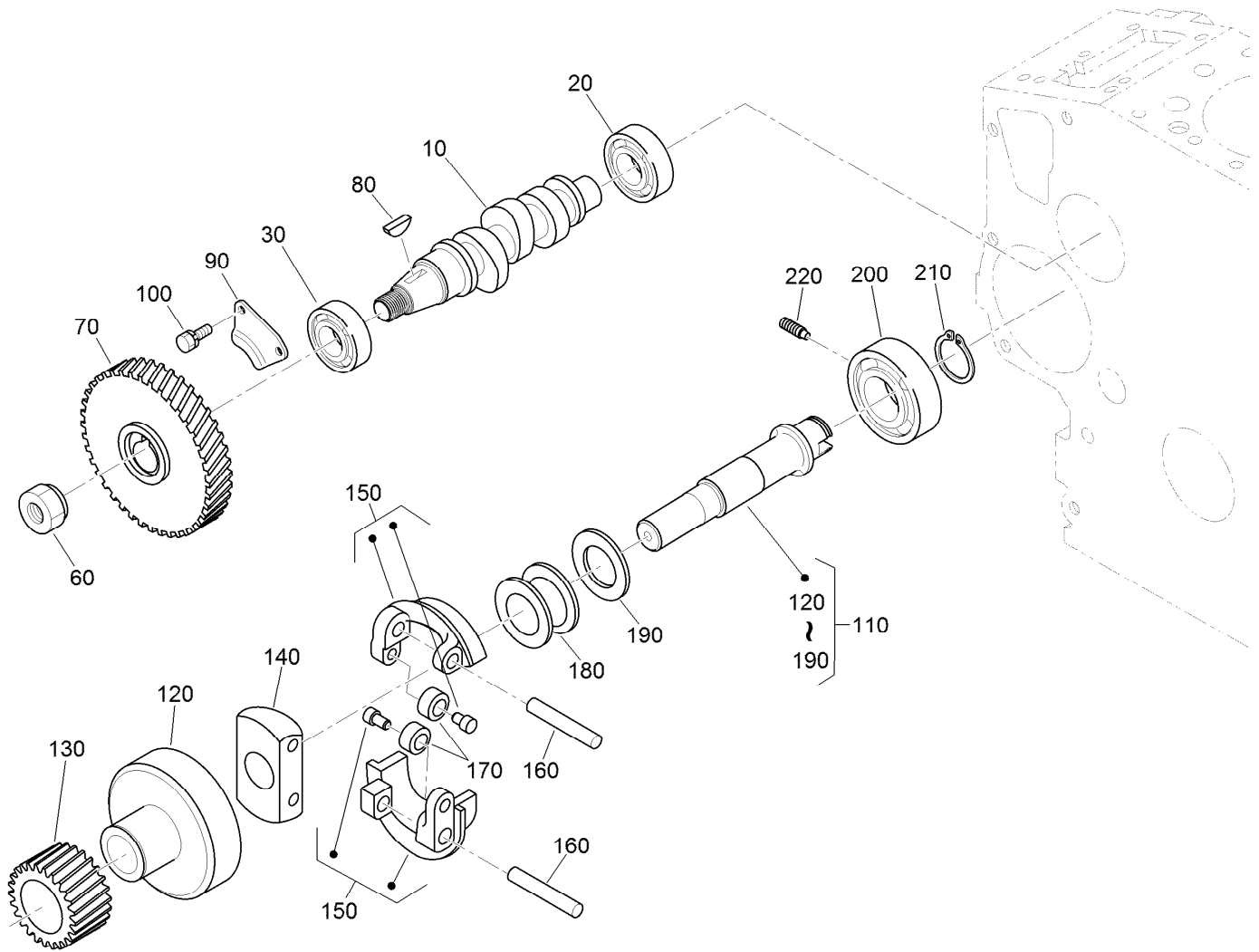
Piston and Crankshaft Assembly

Ref.	Part Number	Qty.	Description	Ref.	Part Number	Qty.	Description
10	130-1546	3	Piston (STD)	130	127-0444	1	Collar-Crankshaft
10	130-1549	3	Piston (+0.50MM)	140	105-3783	1	O-Ring
20	130-1506	3	Piston Ring ASM (STD)	150	117-8818	1	Metal-Crankshaft
20	130-1507	3	Piston Ring ASM (+0.50MM)	150	117-8819	1	Metal-Crankshaft
30	98-9513	3	Pin-Piston	150	117-8820	1	Metal-Crankshaft
40	98-9514	6	Circlip-Pin, Piston	160	98-9413	2	Bearing-Thrust (STD)
50	117-7586	3	Connecting Rod ASM	160	127-0416	2	Metal-Side (+0.2Mm)
60	115-3014	3	Bushing-Pin, Piston	160	127-0417	2	Metal-Side (+0.40Mm)
70	98-9517	6	Bolt-Rod, Connecting	170	98-9688	2	Bearing-Thrust (STD)
80	98-9553	3	Bearing-Rod (STD)	170	127-0437	2	Metal-Side (+0.2MM)
80	98-9519	3	Bearing-Rod (-0.2MM)	170	127-0438	2	Metal-Side (+0.40MM)
80	117-7588	3	Metal-Crankpin (-0.4MM)	180	130-1547	3	Piston Kit
90	132-4944	1	Crankshaft ASM	180	130-1548	3	Piston Kit
95	98-9522	1	Sleeve-Crankshaft	190	117-8823	1	Engine Metal Kit
100	117-7561	1	Gear-Crankshaft	190	117-8824	1	Engine Metal Kit
110	98-9666	1	Key	190	117-8825	1	Engine Metal Kit
120	127-0445	1	Gear-Drive, Oil Pump				



Flywheel Assembly

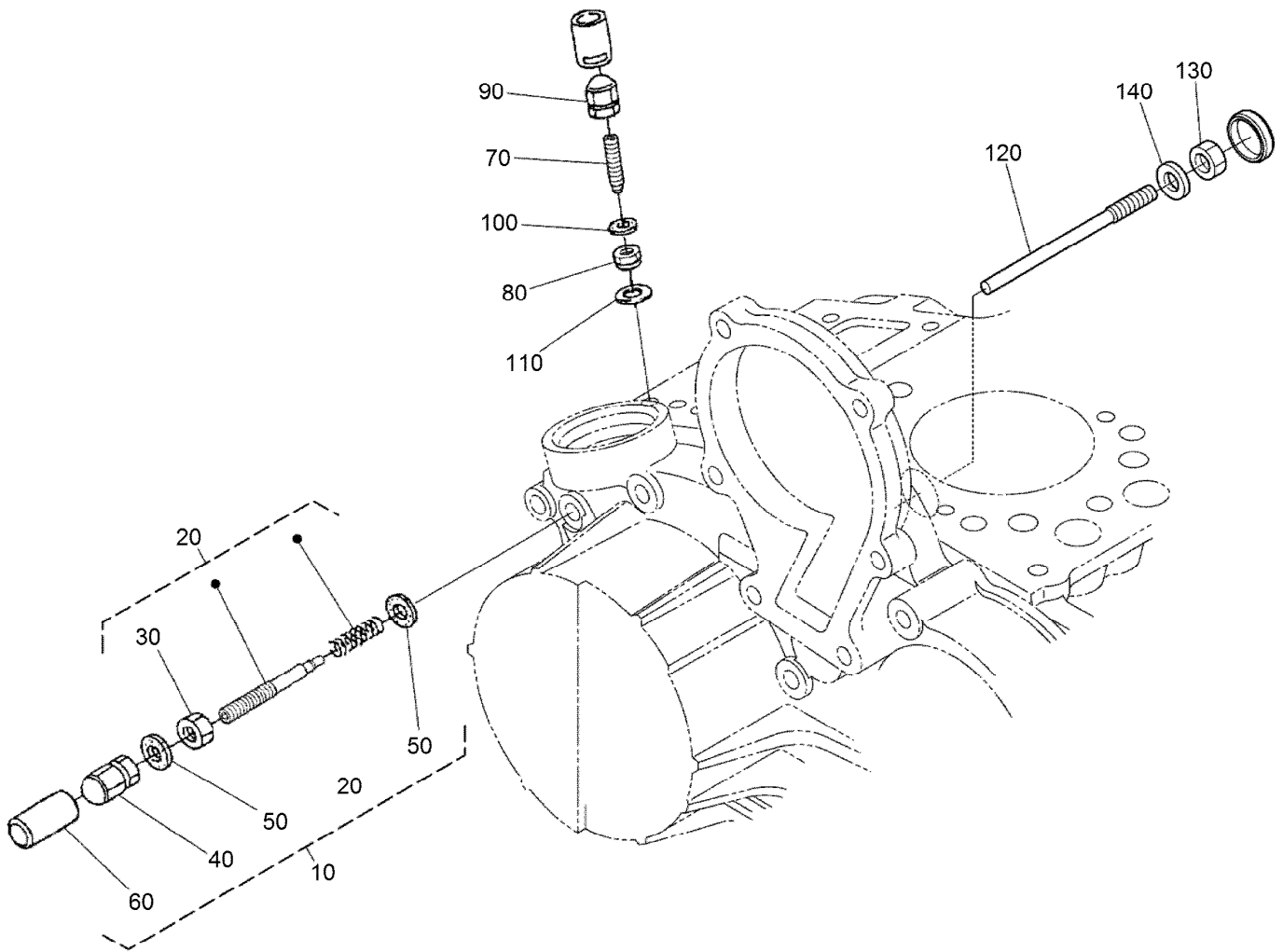
<i>Ref.</i>	<i>Part Number</i>	<i>Qty.</i>	<i>Description</i>
10	117-8826	1	Flywheel ASM
20	105-3722	1	Gear-Ring
30	98-9537	6	Bolt-Flywheel
40	98-9486	1	Plate-End, Rear
50	98-9392	8	Bolt



Fuel Camshaft and Governor Shaft Assembly

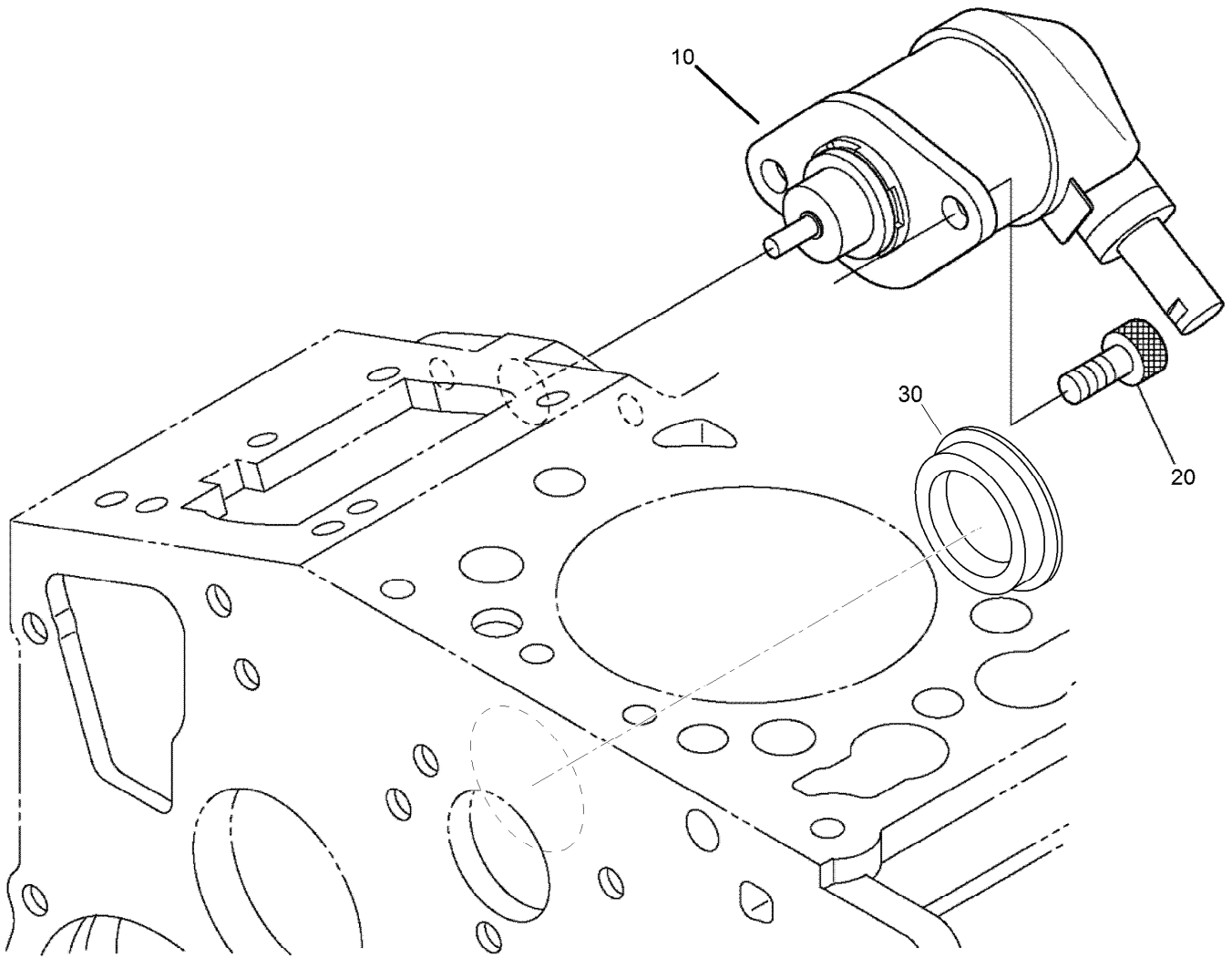
Ref.	Part Number	Qty.	Description
10	98-9459	1	Camshaft-Fuel
20	107-9077	1	Bearing-Ball
30	107-9078	1	Bearing-Ball
60	130-1512	1	Nut
70	130-1378	1	Gear-Injection Pump
80	98-9595	1	Key-Woodruff
90	98-9511	1	Stopper-Fuel, Camshaft
100	98-7692	2	Bolt
110	98-9644	1	Governor Shaft ASM
120	98-9562	1	Holder-Gear, Governor

Ref.	Part Number	Qty.	Description
130	98-9673	1	Gear-Governor
140	98-9561	1	Holder-Weight, Governor
150	98-9559	2	Governor Weight ASM
160	98-9560	2	Shaft-Weight, Governor
170	98-9692	2	Roller
180	98-9563	1	Sleeve-Governor
190	98-9564	1	Washer-Thrust
200	107-9079	1	Bearing-Ball
210	98-9657	1	Circlip-Shaft, Governor
220	98-9565	1	Screw-Set



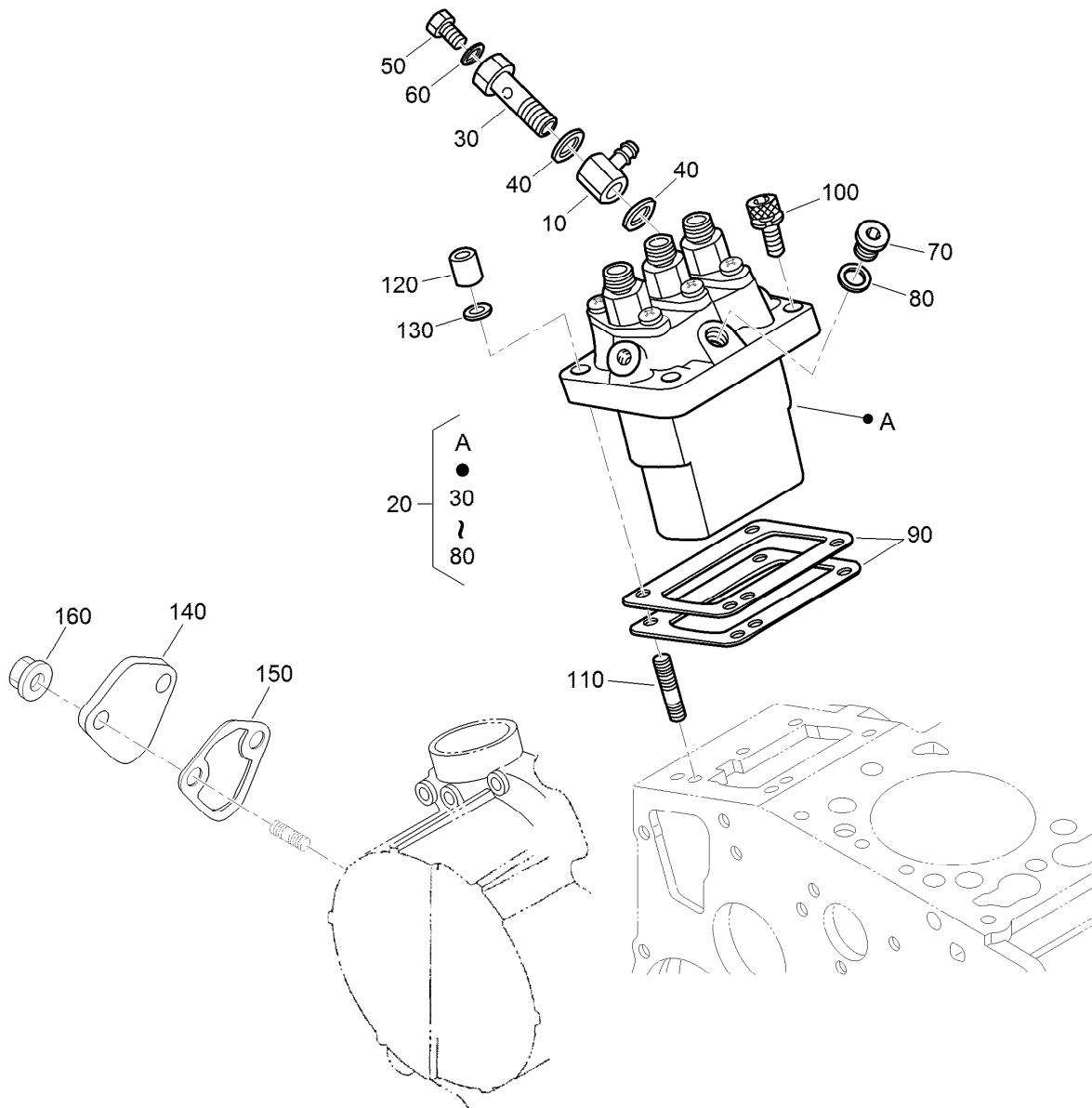
Idle Apparatus Assembly

<i>Ref.</i>	<i>Part Number</i>	<i>Qty.</i>	<i>Description</i>
10	132-4937	1	Apparatus-Idling
20	132-4938	1	Adjustment Bolt ASM
30	98-9439	1	Nut
40	112-0181	1	Nut
50	98-7654	2	Gasket
60	98-7656	1	Cap
70	112-7015	1	Bolt-Adjusting
80	100-2175	1	Nut-Lock
90	112-0181	1	Nut
100	98-7654	2	Gasket
110	107-9081	1	Gasket
120	131-6556	1	Bolt
130	98-7572	1	Nut
140	98-7654	1	Gasket



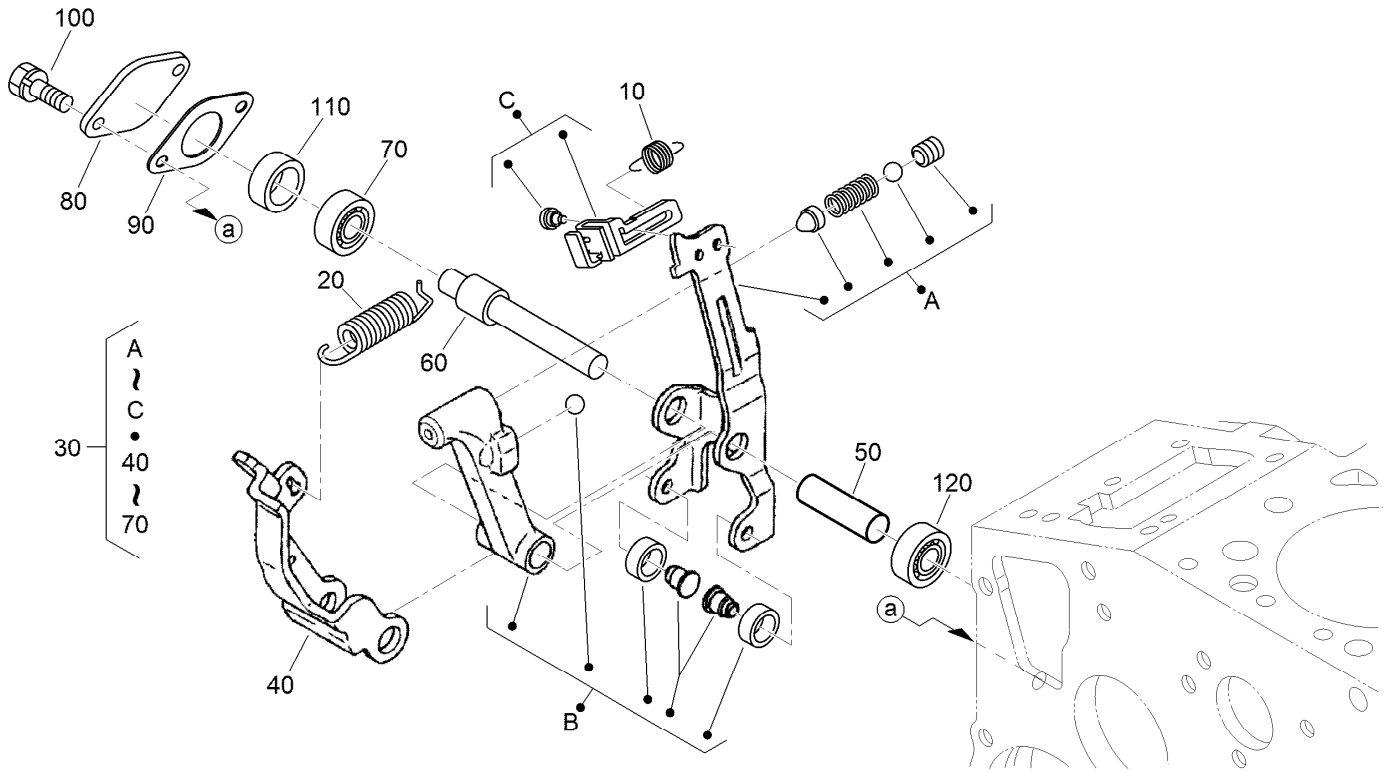
Stop Solenoid Assembly

<i>Ref.</i>	<i>Part Number</i>	<i>Qty.</i>	<i>Description</i>
10	104-5155	1	Solenoid-Stop
20	130-1155	2	Screw-HSH
30	112-7016	1	Cover-Pump



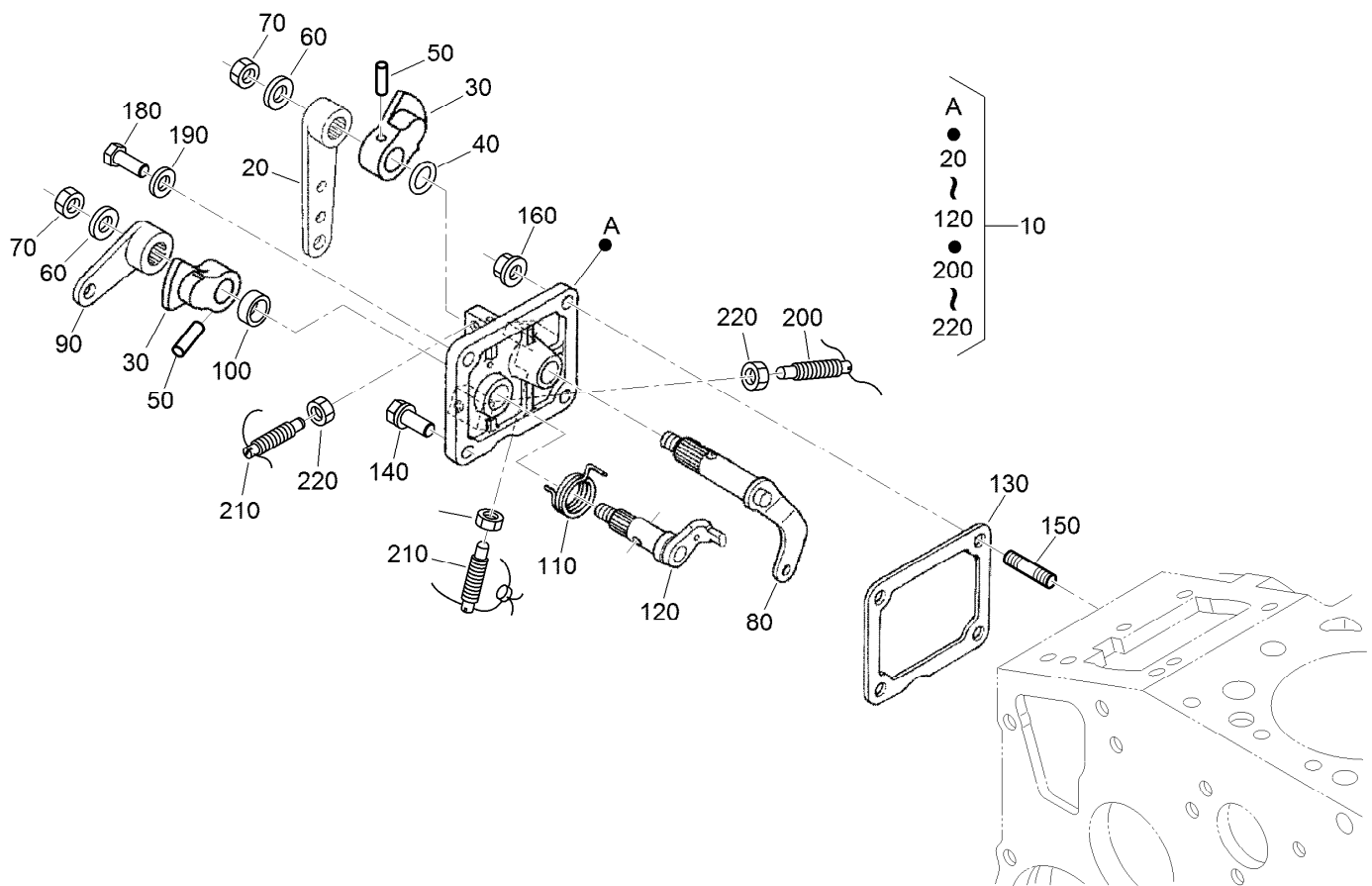
Injection Pump Assembly

<i>Ref.</i>	<i>Part Number</i>	<i>Qty.</i>	<i>Description</i>	<i>Ref.</i>	<i>Part Number</i>	<i>Qty.</i>	<i>Description</i>
10	98-9596	1	Joint-Eye	90	98-9458	1	Shim-Injection (0.30MM)
20	98-9643	1	Injection Pump ASM	90	115-3046	1	Shim-Injection (0.35MM)
30	98-9464	1	Bolt-Joint	90	115-3045	1	Shim-Injection (0.175MM)
40	98-9445	2	Gasket	100	117-7564	2	Bolt-Hex Soc HD
50	98-9430	1	Screw	110	98-9438	2	Stud
60	98-9446	1	Gasket	120	98-9440	2	Nut-Cap
70	98-9466	1	Plug	130	98-7699	2	Washer-Spring
80	98-9451	1	Gasket	140	99-3514	1	Cover
90	98-9456	1	Shim-Injection (0.20MM)	150	117-7562	1	Gasket-Pump, Fuel
90	98-9457	1	Shim-Injection (0.25MM)	160	100-2203	2	Nut-Flange



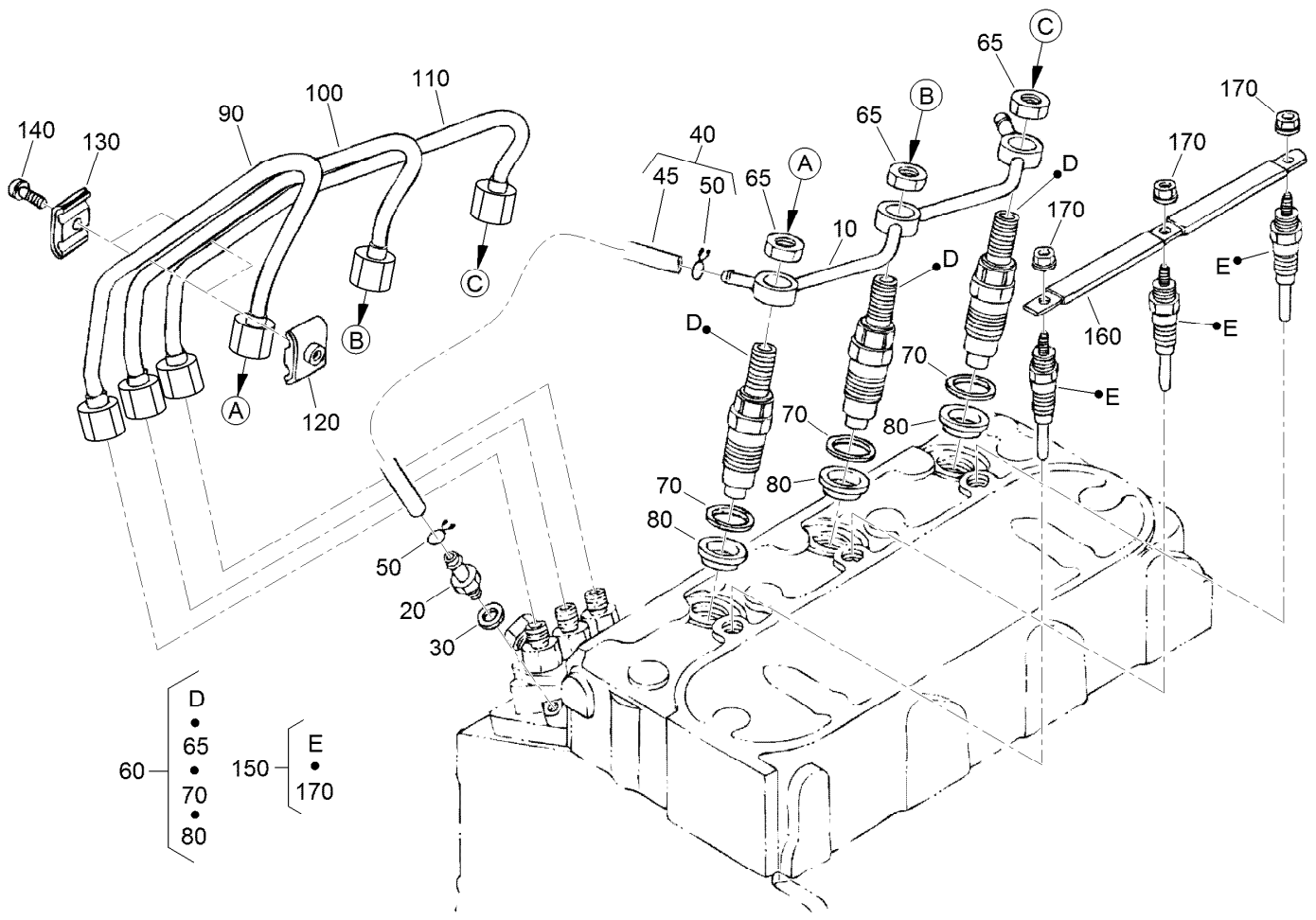
Governor Assembly

<i>Ref.</i>	<i>Part Number</i>	<i>Qty.</i>	<i>Description</i>
10	105-3786	1	Spring-Start
20	107-7839	1	Spring-Governor
30	115-4502	1	Fork Lever ASM
40	107-9084	1	Lever-Fork
50	107-9085	1	Shaft-Lever, Fork
60	107-9086	1	Shaft-Lever, Fork
70	98-9570	1	Bearing-Miniaturize
80	115-4122	1	Cover-Shaft, Fork Lever
90	98-9682	1	Gasket
100	98-9350	2	Bolt
110	98-9567	1	Collar
120	98-9571	1	Bearing-Miniaturize



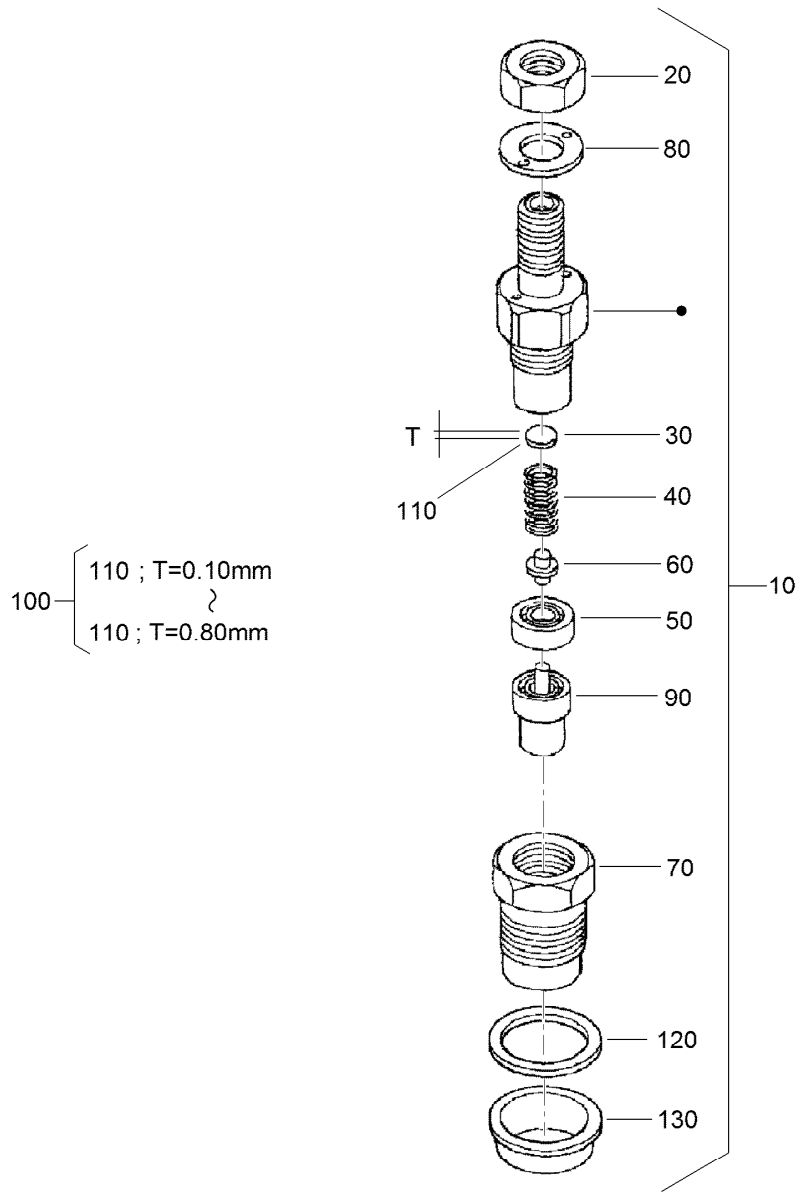
Speed Control Plate Assembly

Ref.	Part Number	Qty.	Description	Ref.	Part Number	Qty.	Description
10	98-9661	1	Control Plate ASM	120	98-9664	1	Shaft-Lever, Stop
20	98-9662	1	Lever-Control, Speed	130	98-9637	1	Gasket
30	98-9572	2	Lever-Control, Speed	140	98-7692	1	Bolt
40	105-3788	1	O-Ring	150	105-3710	2	Stud
50	98-7602	2	Pin-Spring	160	100-2203	2	Nut-Flange
60	98-9594	2	Washer-Plain	180	127-0401	1	Bolt-Hex
70	98-9589	2	Nut	190	98-7654	1	Gasket
80	98-9658	1	Governor Lever ASM	200	117-7566	1	Bolt-Adjusting
90	98-9663	1	Lever-Stop, Engine	210	117-7565	2	Bolt-Adjusting
100	98-7601	1	Seal-Oil	220	98-7572	3	Nut
110	98-9472	1	Spring-Return				



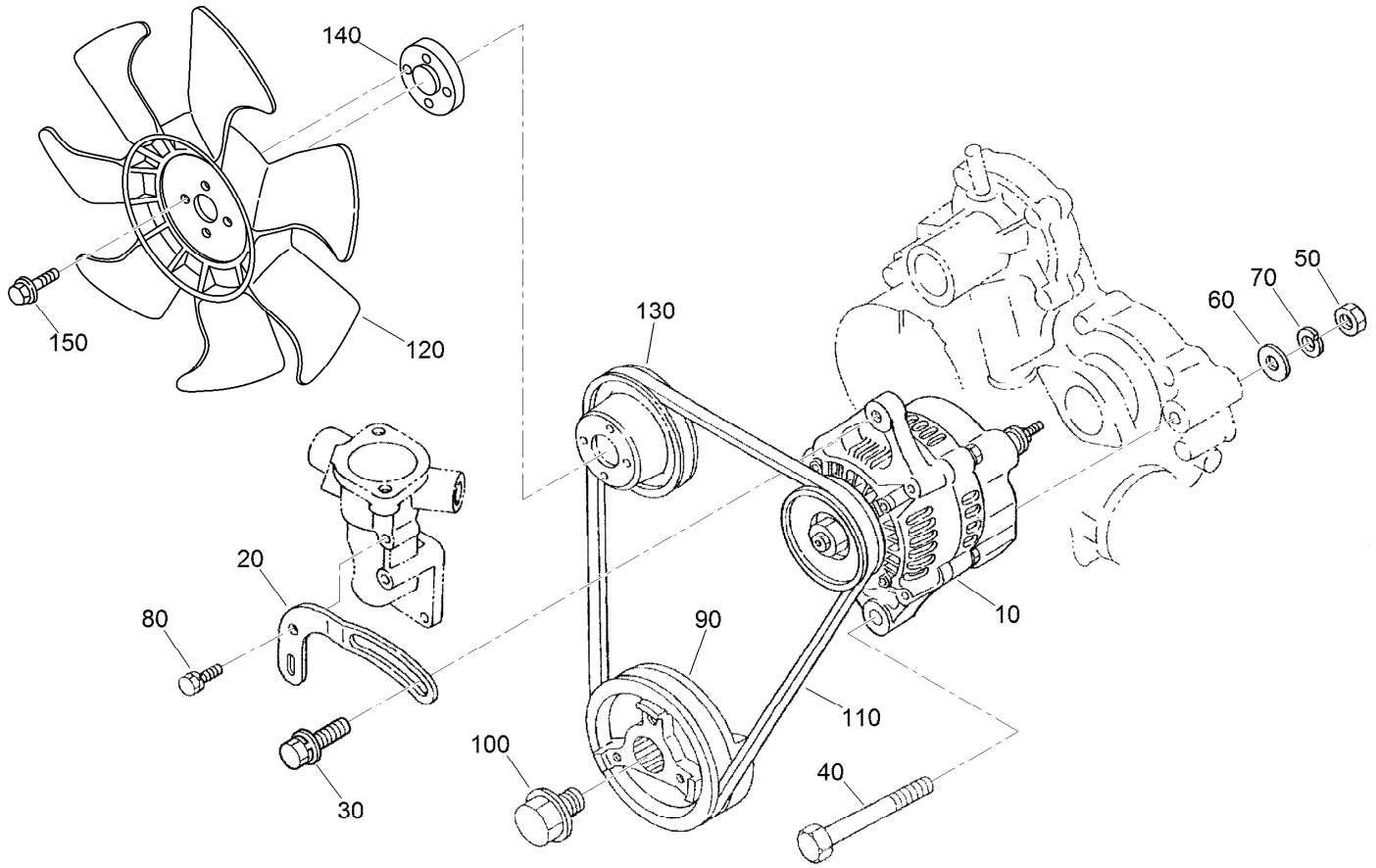
Nozzle Holder and Glow Plug Assembly

<i>Ref.</i>	<i>Part Number</i>	<i>Qty.</i>	<i>Description</i>	<i>Ref.</i>	<i>Part Number</i>	<i>Qty.</i>	<i>Description</i>
10	98-9620	1	Overflow Pipe ASM	90	132-4945	1	Pipe Injection
20	98-9431	1	Screw-Bleeder, Air	100	132-4946	1	Pipe Injection
30	98-7654	1	Gasket	110	132-4947	1	Pipe Injection
40	98-9420	1	Overflow Pipe ASM	120	98-7682	2	Clamp-Pipe
45	112-0182	1	Pipe-Overflow	130	98-7683	2	Clamp-Pipe
50	98-7671	2	Clip-Pipe	140	98-7684	2	Screw (W/Washer)
60	115-3018	3	Nozzle Holder Kit	150	130-1411	3	Plug-Glow
65	121-2411	3	Nut	160	98-9631	1	Cord-Plug, Glow
70	98-7676	3	Gasket	170	99-8377	3	Nut-Flange
80	98-7677	3	Seal-Heat				



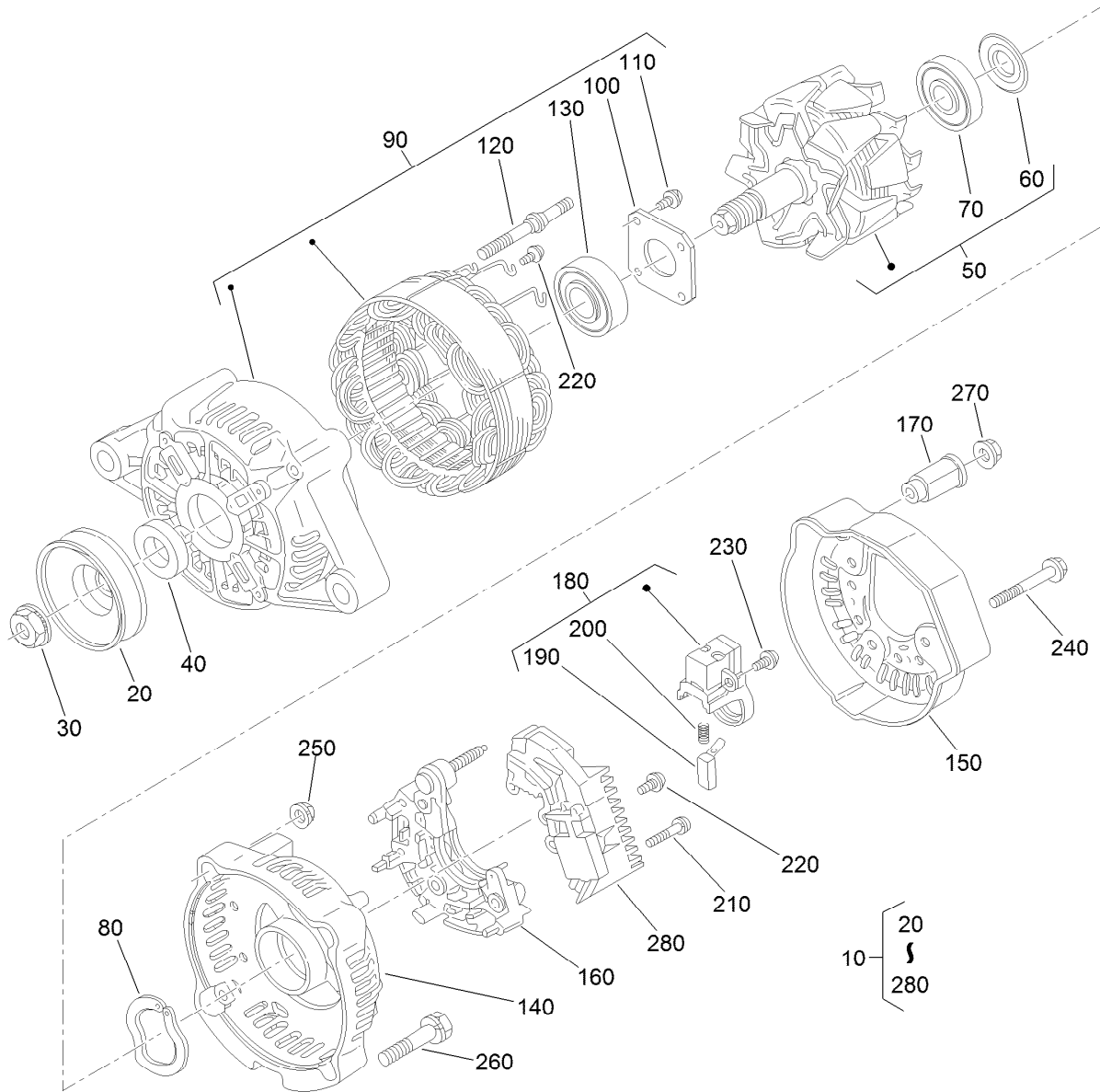
Nozzle Holder Assembly

<i>Ref.</i>	<i>Part Number</i>	<i>Qty.</i>	<i>Description</i>	<i>Ref.</i>	<i>Part Number</i>	<i>Qty.</i>	<i>Description</i>
10	115-3018	3	Nozzle Holder Kit	110	99-8311	3	Washer-Adjust (0.20MM)
20	121-2411	3	Nut	110	99-8312	3	Washer-Adjust (0.30MM)
30	99-8302	3	Washer-Adjusting	110	99-8313	3	Washer-Adjust (0.40MM)
40	99-8303	3	Spring-Nozzle	110	99-8314	3	Washer-Adjust (0.50MM)
50	99-8304	3	Spacer-Distance	110	99-8315	3	Washer-Adjust (0.52MM)
60	99-8305	3	Rod-Push	110	99-8316	3	Washer-Adjust (0.54MM)
70	99-8306	3	Nut-Nozzle	110	99-8317	3	Washer-Adjust (0.56MM)
80	99-8307	3	Washer-Plain	110	99-8318	3	Washer-Adjust (0.58MM)
90	115-3020	3	Piece-Nozzle	110	99-8319	3	Washer-Adjust (0.80MM)
100	99-8309	3	Adjusting Washer ASM	120	98-7676	3	Gasket
110	99-8310	3	Washer-Adjust (0.10MM)	130	98-7677	3	Seal-Heat



Alternator and Pulley Assembly

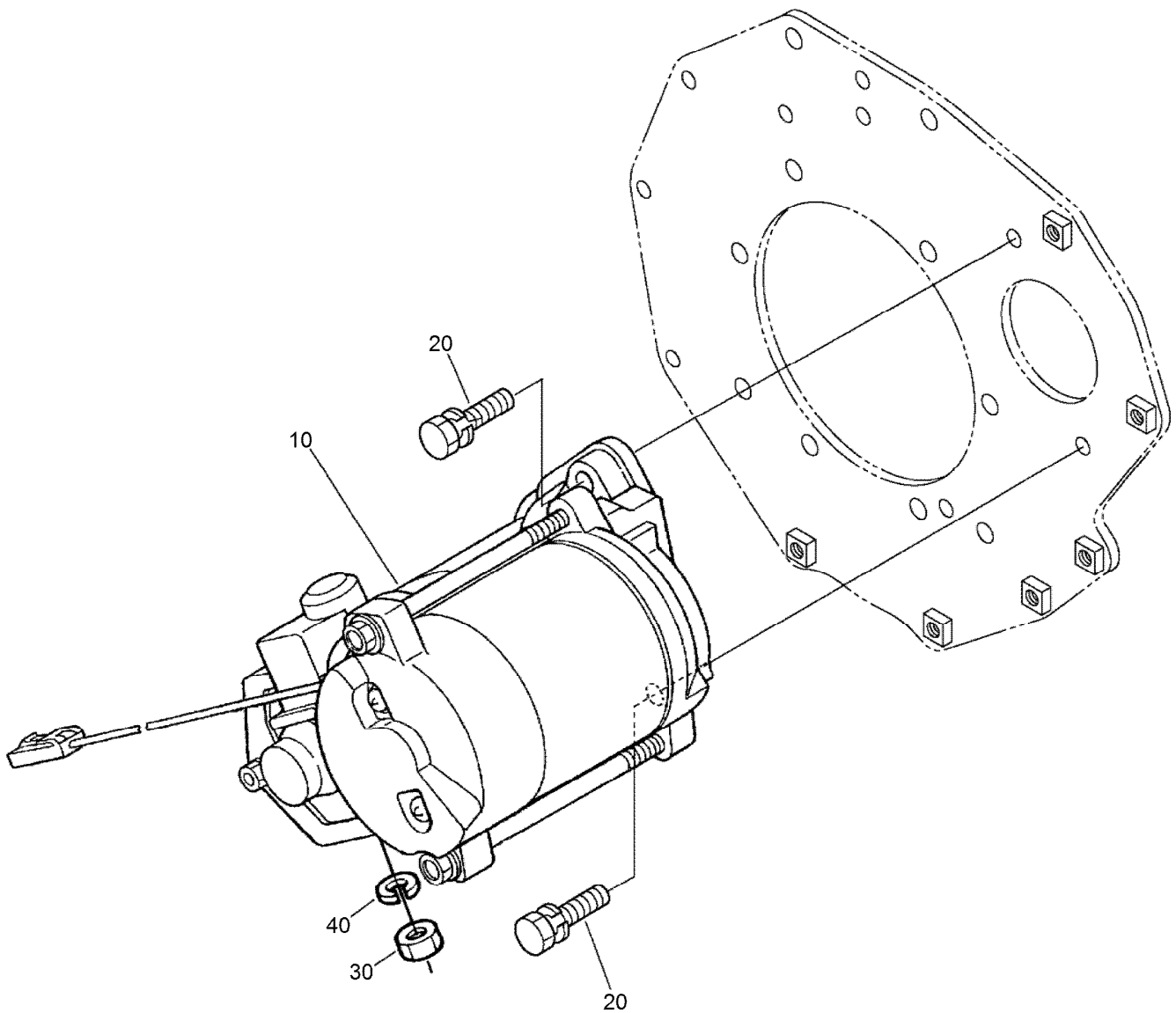
Ref.	Part Number	Qty.	Description
10	131-6557	1	Alternator ASM
20	112-7047	1	Stay-Dynamo
30	108-7088	1	Bolt
40	98-9360	1	Bolt
50	98-7737	1	Nut
60	98-9366	1	Washer-Plain
70	99-7527	1	Washer-Spring
80	98-7692	1	Bolt
90	117-8830	1	Pulley-Drive, Fan
100	98-9585	1	Bolt
110	98-9676	1	V-Belt
120	104-4246	1	Fan-Engine
130	98-9584	1	Pulley-Fan
140	104-4247	1	Spacer-Fan
150	108-2873	4	Bolt-Flange



Alternator Components Assembly

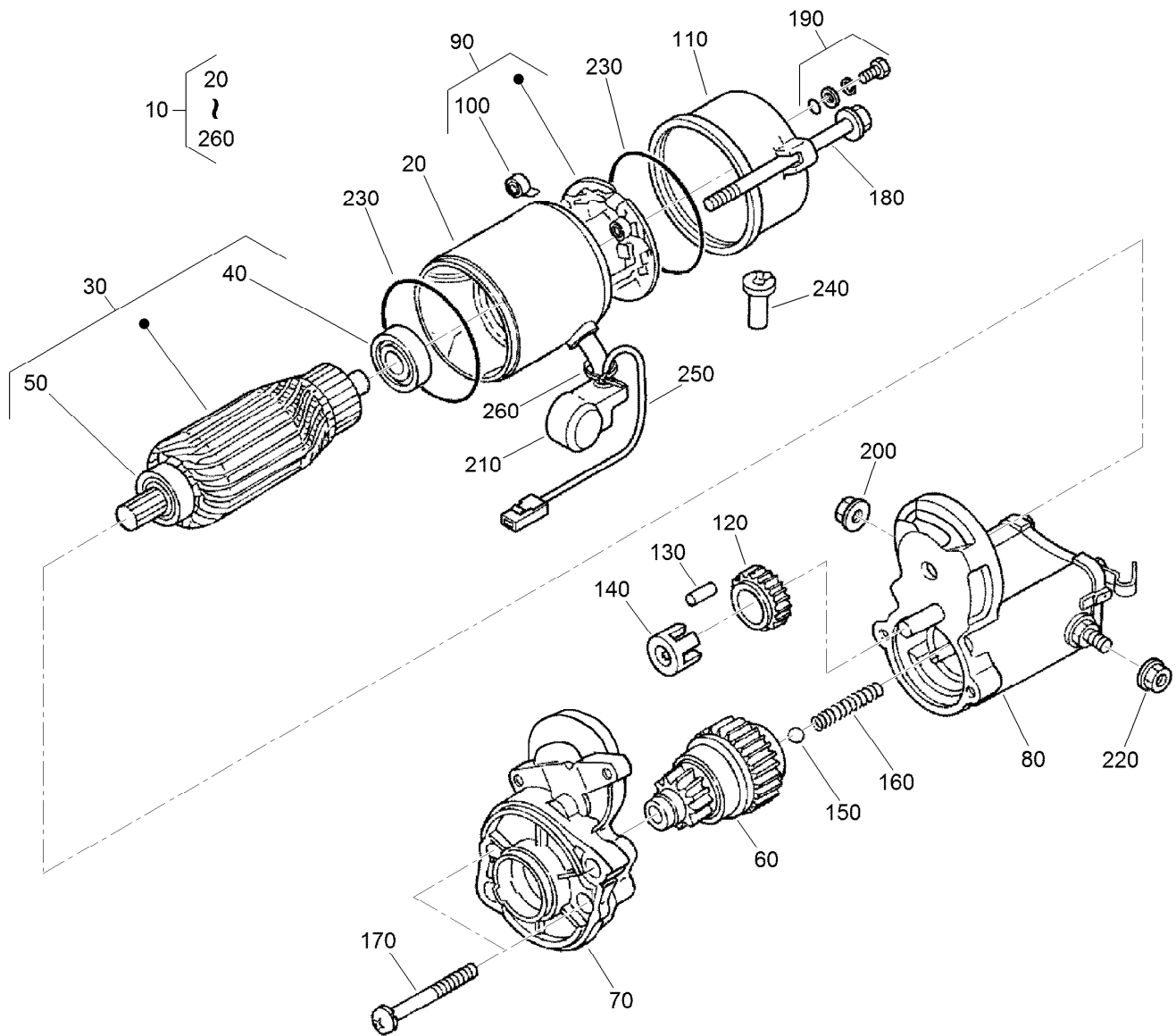
<i>Ref.</i>	<i>Part Number</i>	<i>Qty.</i>	<i>Description</i>
10	131-6557	1	Alternator ASM
20	98-9453	1	Pulley-Dynamo
30	98-7708	1	Nut
40	98-7709	1	Collar
50	107-0136	1	Rotor ASM
60	98-7711	1	Cover-Bearing
70	107-0138	1	Bearing-Ball
80	98-7713	1	Washer-Thrust
90	107-0139	1	Drive End Frame ASM
100	98-7715	1	Plate-Retainer
110	98-7716	4	Screw-Head, Round
120	98-7717	2	Bolt-Through
130	133-2811	1	Bearing
140	107-9087	1	Frame-End

<i>Ref.</i>	<i>Part Number</i>	<i>Qty.</i>	<i>Description</i>
150	107-0140	1	Cover-End
160	98-7721	1	Rectifier ASM
170	98-7722	1	Bushing-Insulation
180	107-0141	1	Brush Holder ASM
190	98-7724	2	Brush
200	98-7725	2	Spring-Brush
210	98-7726	2	Screw-Head, Round
220	98-7727	6	Screw-Head, Round
230	98-7728	1	Screw-Head, Round
240	98-7729	3	Bolt
250	98-7730	2	Nut
260	98-7731	2	Bolt
270	98-7732	1	Nut
280	110-3799	1	Regulator ASM



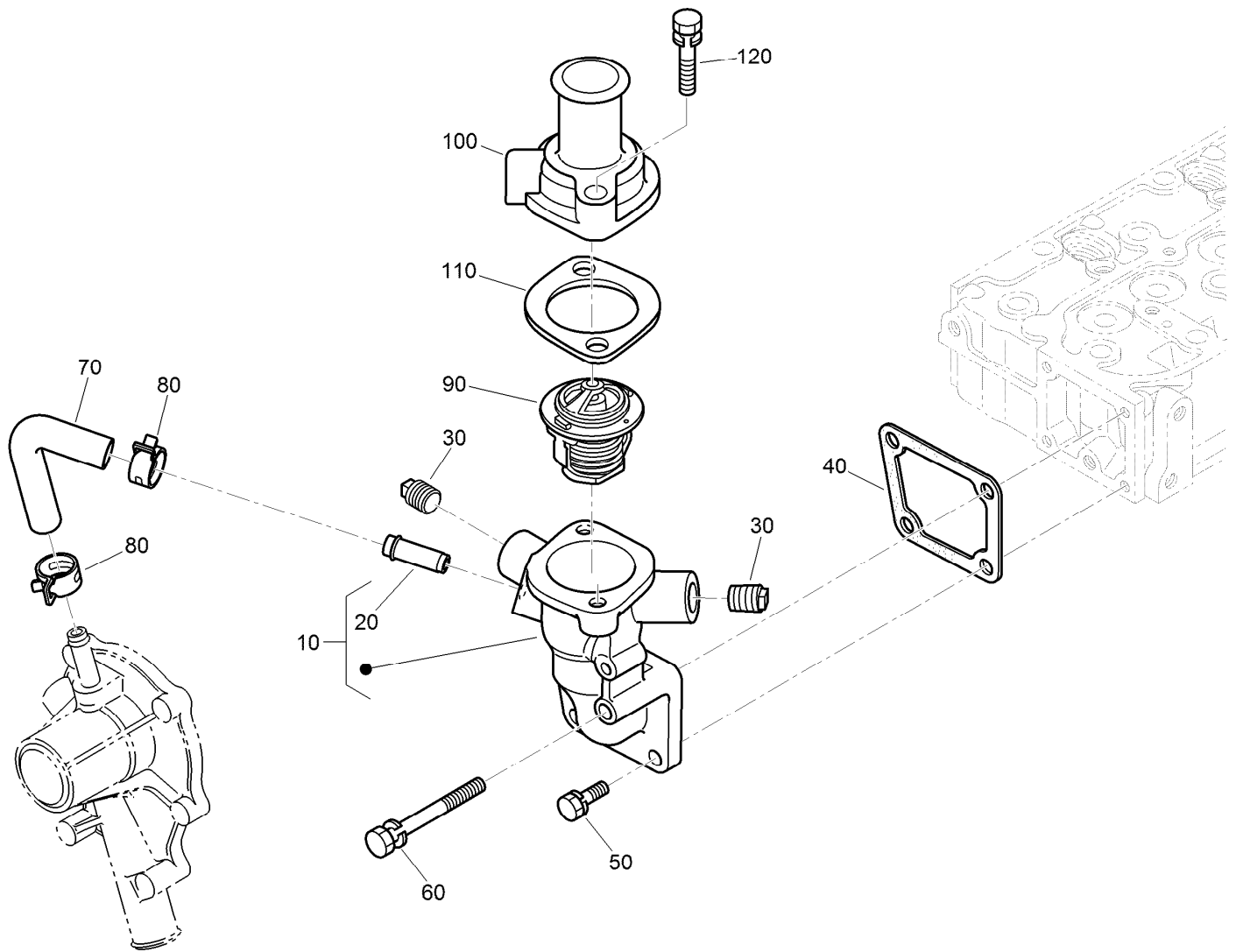
Starter Installation Assembly

<i>Ref.</i>	<i>Part Number</i>	<i>Qty.</i>	<i>Description</i>
10	132-4948	1	Starter
20	98-7697	2	Bolt
30	98-7739	1	Nut
40	105-2893	1	Washer-Spring



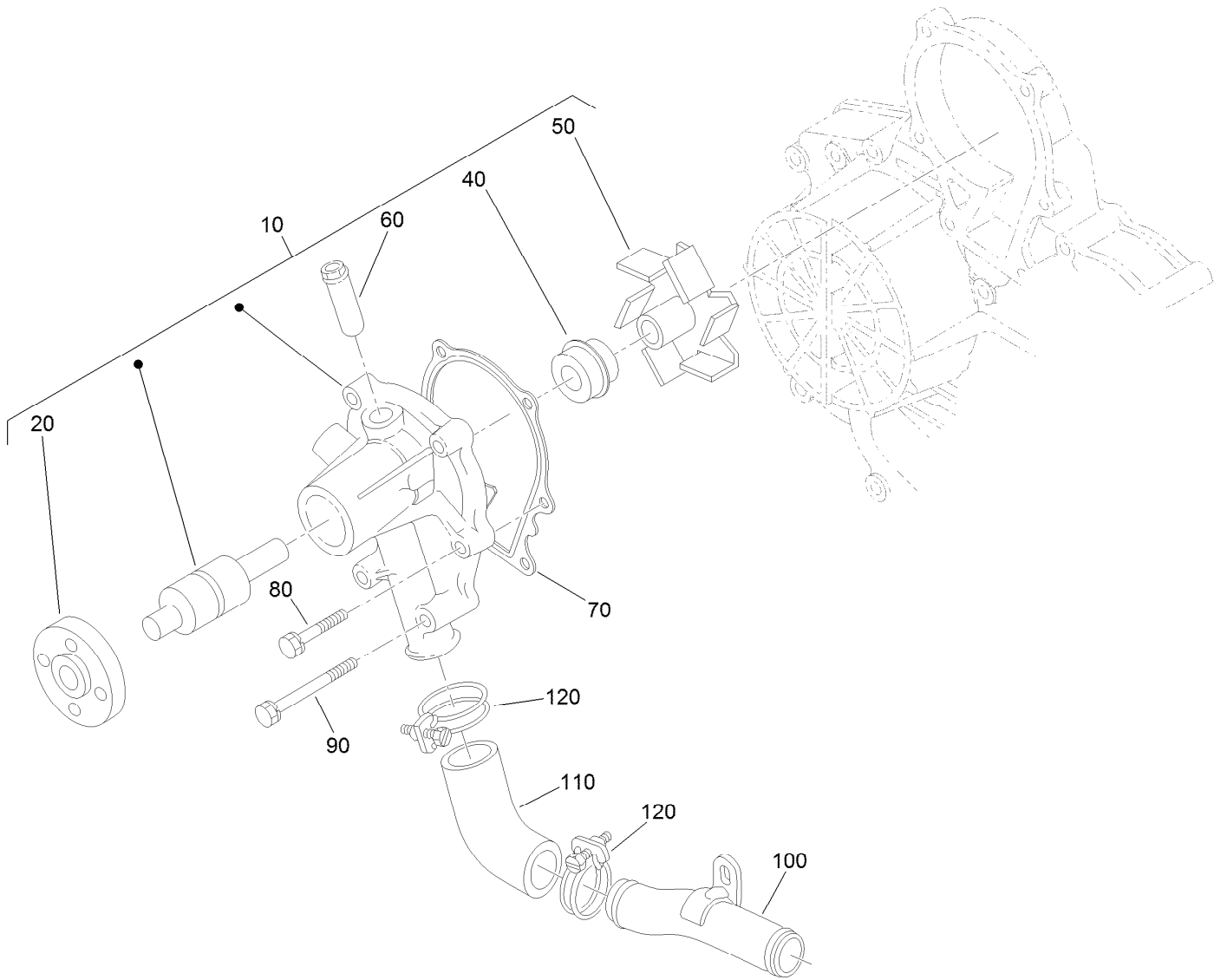
Starter Component Assembly

<i>Ref.</i>	<i>Part Number</i>	<i>Qty.</i>	<i>Description</i>	<i>Ref.</i>	<i>Part Number</i>	<i>Qty.</i>	<i>Description</i>
10	132-4948	1	Starter	140	98-7752	1	Retainer
20	132-4949	1	Yoke	150	98-7755	1	Ball
30	132-4930	1	Armature	160	98-7754	1	Spring
40	98-7743	1	Bearing	170	98-7756	2	Bolt
50	98-7744	1	Bearing	180	100-2210	2	Bolt-Through
60	132-4934	1	Clutch ASM	190	98-7758	2	Bolt ASM
70	132-4933	1	Housing ASM	200	99-8376	1	Nut-Hex
80	105-3746	1	Magnetic Switch ASM	210	99-8375	1	Cover
90	132-4932	1	Holder-Brush	220	99-8371	1	Nut-Hex
100	132-4931	4	Spring-Brush	230	98-7757	2	O-Ring
110	132-4935	1	Frame End ASM	240	98-7759	1	Pipe-Drain
120	98-7751	1	Gear	250	98-9711	1	Cord-Solenoid, Stop
130	98-7753	5	Roller	260	98-9712	1	Band-Cover



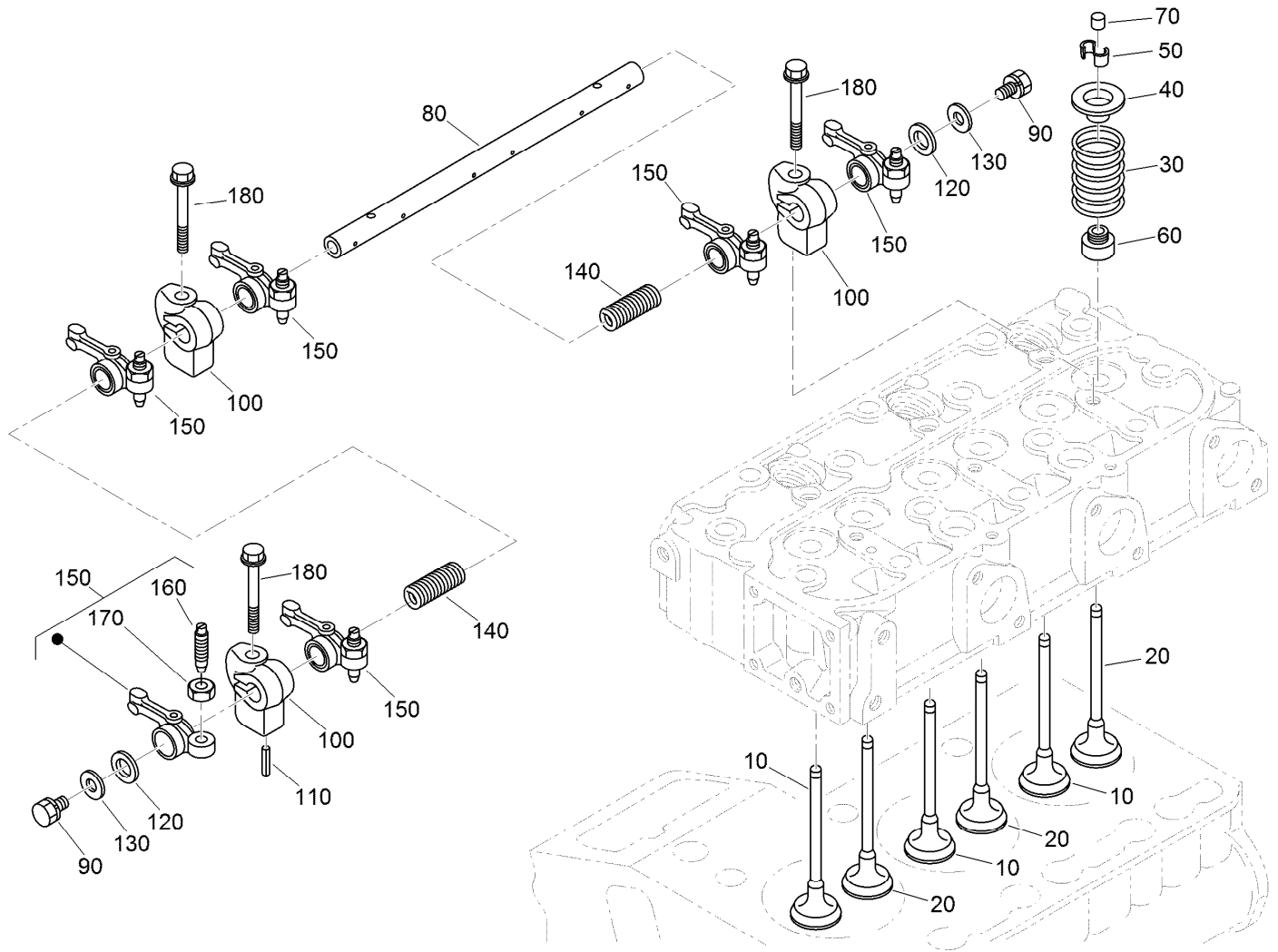
Water Flange and Thermostat Assembly

<i>Ref.</i>	<i>Part Number</i>	<i>Qty.</i>	<i>Description</i>
10	132-4943	1	Water Flange ASM
20	98-9580	1	Pipe-Return, Water
30	110-3821	2	Plug
40	98-9638	1	Gasket-Flange, Water
50	98-7692	3	Bolt
60	98-9356	1	Bolt
70	98-9578	1	Pipe-Return, Water
80	125-9078	2	Clamp-Hose
90	98-7778	1	Thermostat ASM
100	98-9471	1	Cover-Thermostat
110	105-3748	1	Gasket-Thermostat
120	98-7777	2	Bolt



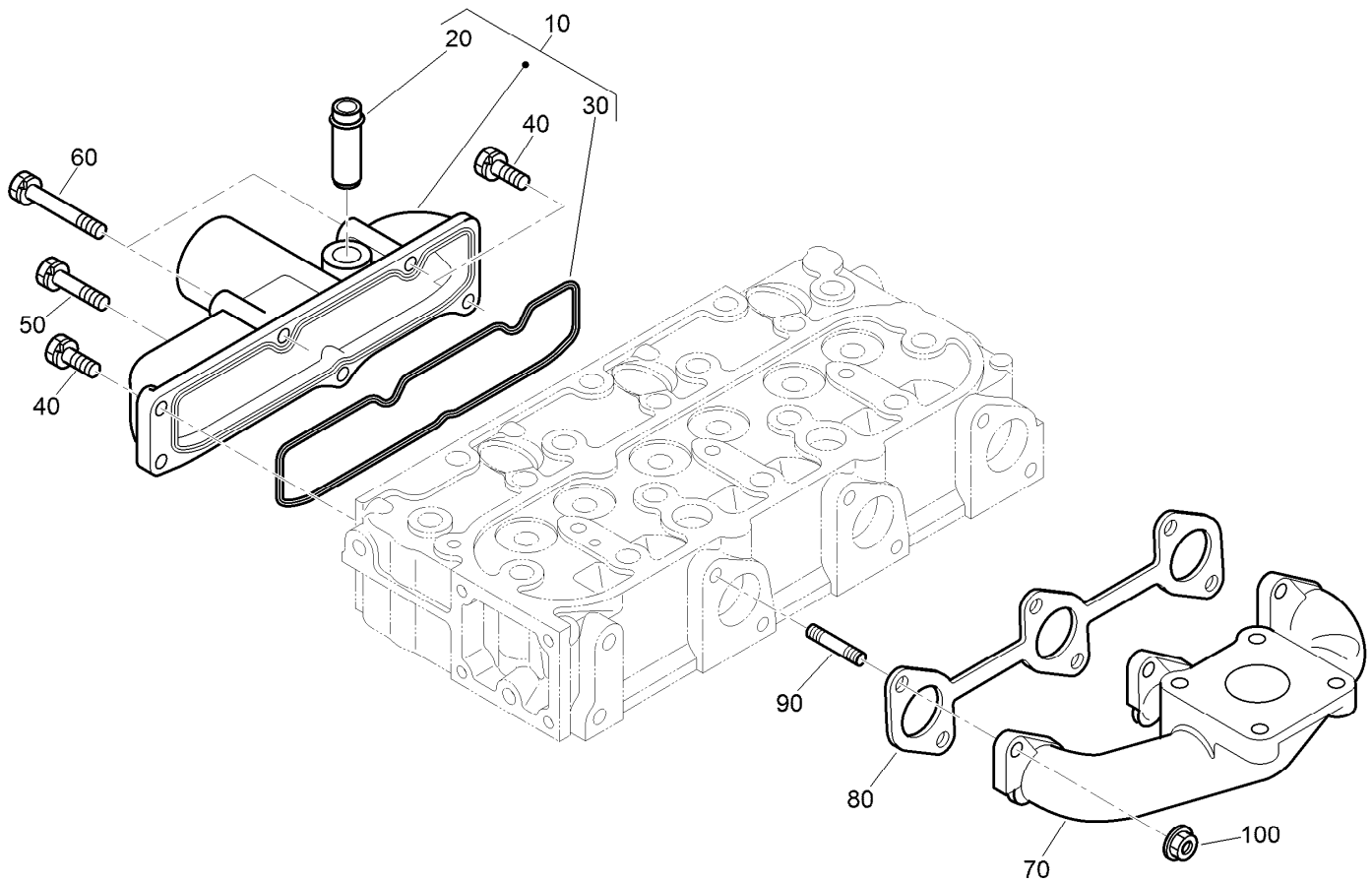
Water Pump Assembly

Ref.	Part Number	Qty.	Description
10	107-9089	1	Water Pump ASM
20	99-3516	1	Flange-Pump, Water
40	105-3750	1	Mechanical Seal ASM
50	112-7017	1	Impeller-Pump, Water
60	100-1932	1	Pipe-Return, Water
70	99-3454	1	Gasket-Pump, Water
80	98-9353	4	Bolt
90	107-9090	4	Bolt
100	98-9716	1	Pipe-Water
110	107-9091	1	Pipe-Water
120	127-0439	2	Clamp-Hose



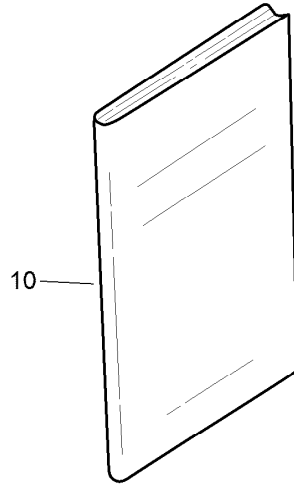
Valve and Rocker Arm Assembly

<i>Ref.</i>	<i>Part Number</i>	<i>Qty.</i>	<i>Description</i>	<i>Ref.</i>	<i>Part Number</i>	<i>Qty.</i>	<i>Description</i>
10	112-7018	3	Valve-Inlet	100	98-9505	3	Bracket-Arm, Rocker
20	120-2564	3	Valve-Exhaust	110	105-3758	1	Pin-Spring
30	98-9648	6	Spring-Valve	120	98-9507	2	Washer-Shaft, Rocker Arm
40	107-9092	6	Retainer-Spring	130	110-3832	2	Washer-Plain
50	98-9390	6	Collet-Spring, Valve	140	98-9504	2	Spring-Arm, Rocker
60	99-8385	6	Seal-Stem, Valve	150	112-7020	6	Rocker Arm ASM
70	98-9497	6	Cap-Valve	160	98-9502	6	Screw-Adjusting
80	130-1248	1	Shaft-Arm, Rocker	170	98-9503	6	Nut
90	108-2873	2	Bolt-Flange	180	117-8832	3	Bolt



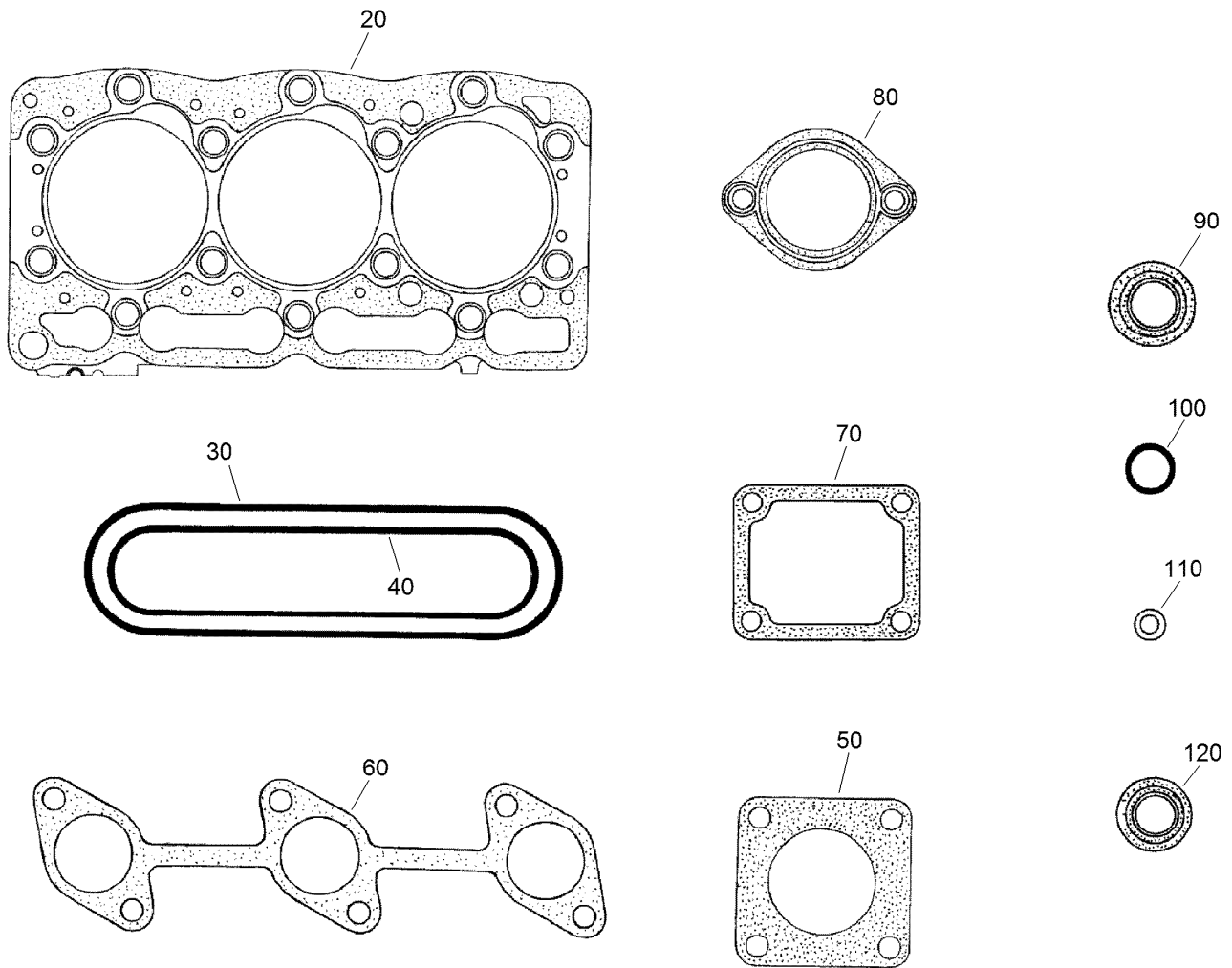
Inlet and Exhaust Manifold Assembly

<i>Ref.</i>	<i>Part Number</i>	<i>Qty.</i>	<i>Description</i>
10	108-6577	1	Inlet Manifold ASM
20	98-9492	1	Joint-Pipe, Breather
30	98-9609	1	Gasket-Manifold, Inlet
40	127-0403	3	Bolt-Flange
50	98-9353	1	Bolt
60	105-3797	2	Bolt
70	107-9093	1	Manifold-Exhaust
80	99-8327	1	Gasket-Manifold, Exhaust
90	98-9588	6	Stud
100	98-9665	6	Nut



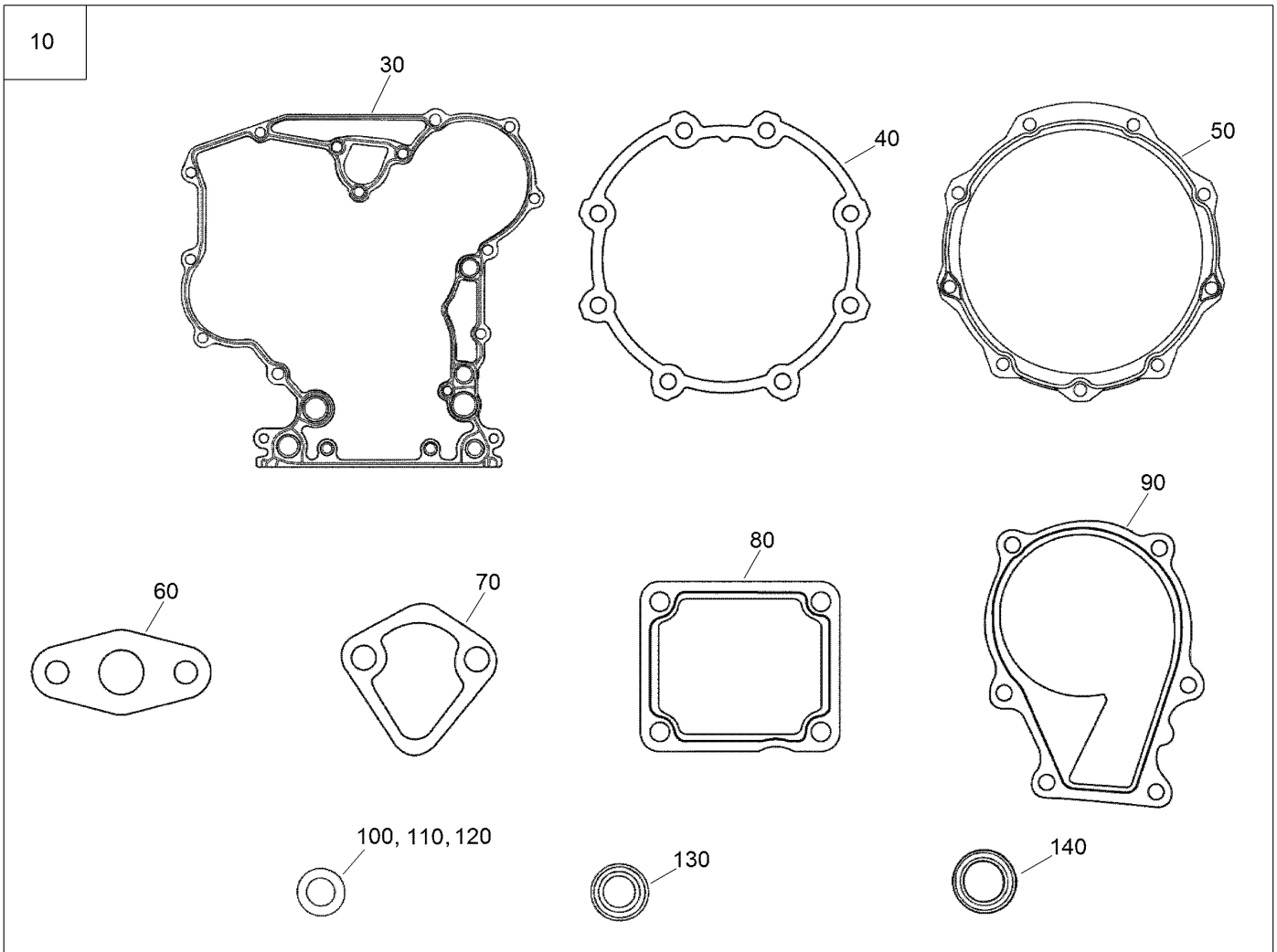
Accessories and Service Parts

<i>Ref.</i>	<i>Part Number</i>	<i>Qty.</i>	<i>Description</i>
10	130-1543	1	Manual-Operator



Upper Gasket Kit

Ref.	Part Number	Qty.	Description
10	117-8833	1	Upper Gasket Kit
20	108-6573	1	Gasket-Head, Cylinder
30	117-8806	1	Gasket-Cover, Head
40	98-9609	1	Gasket-Manifold, Inlet
50	99-8343	1	Gasket-Muffler
60	99-8327	1	Gasket-Manifold, Exhaust
70	98-9638	1	Gasket-Flange, Water
80	105-3748	1	Gasket-Thermostat
90	98-7677	3	Seal-Heat
100	99-3446	2	O-Ring
110	98-7676	3	Gasket
120	99-8385	6	Seal-Stem, Valve



Lower Gasket Kit

Ref.	Part Number	Qty.	Description
10	117-8834	1	Lower Gasket Kit
30	117-8835	1	Gasket-Case, Gear
40	131-6554	1	Gasket-Case, Bearing
50	112-7037	1	Gasket-Cover, Case
60	98-9682	1	Gasket
70	117-7562	1	Gasket-Pump, Fuel
80	98-9637	1	Gasket
90	99-3454	1	Gasket-Pump, Water
100	98-7654	6	Gasket
110	98-7524	1	Gasket
120	110-9715	1	Gasket-Pan, Oil
130	98-9482	1	Seal-Oil
140	112-0180	1	Seal-Oil

Attachments and Accessories

For 22328 TX 1000 Wide Track Compact Tool Carrier

Product Name	Model/Part
Light Kit.....	131-9247
Standard Bucket.....	22340
Adjustable Forks.....	22341
High Volume Bucket.....	22342
Loose Materials Bucket.....	22410
48in Hydraulic Blade.....	22414
Bore Drive Head.....	22420
Rod and Reamer.....	22421
Multi-Purpose Tool.....	22423
Direct Drive Power Box Rake.....	22426
Stump Grinder.....	22429
Tree Forks.....	22438
Cement Bowl.....	22442
40in Tiller.....	22445
Crumber Kit.....	22464
Trench Filler.....	22472
High-Torque Trencher Head.....	22473
High-Speed Trencher Head.....	22474
4-in-1 Bucket.....	22478
Narrow Bucket.....	22520
Standard Bucket with Spacer.....	22522
Grapple Rake.....	22577
Dingo Snow Canopy.....	22584
Snow Thrower.....	22585
Auger Head.....	22805
Universal Swivel Auger Head.....	22806
18in Auger Bit.....	22814
24in Auger Bit.....	22815
30in Auger Bit.....	22816
12in Auger Bit Extension.....	22818
24in Auger Bit Extension.....	22819
6in Full-Flight Auger Bit.....	22820
9in Full-Flight Auger Bit.....	22821
12in Full-Flight Auger Bit.....	22822
15in Full-Flight Auger Bit.....	22823
Vibratory Plow.....	22911
Soil Cultivator.....	23102
Low Flow Auxiliary Kit.....	23134
Concrete Breaker.....	23135
Leveler.....	23165
Double Detent Valve.....	23171
Stump Grinder Fit-Up Kit.....	23172
Spark Arrestor.....	98-9099

Notes:

Notes:



Count on it.