



Multi-Pro[®] 5600 Turf Sprayer

Model No. 41568—230000001 and Up

Parts Catalog

Ordering Replacement Parts

To order replacement parts, please supply: the part number, the quantity, and the description of each part desired.

Understanding Reference Numbers

Each identified part in an illustration has a reference number. The reference number for a part also appears in the parts list, along with other information about the part.

This catalog uses two special reference number formats, one to indicate parts in a service assembly and another to indicate the quantity of a given part in an illustration.

Service Assembly Reference Numbers

Parts in service assemblies have reference numbers in the form **a:b**. The **a** represents the reference number of the entire service assembly and the **b** represents a sequential number unique to each part within the service assembly.

For example, a wheel assembly might be identified by reference number **6**, the tire by **6:1**, the valve by **6:2**, and the wheel by **6:3**. When you order the assembly identified by reference number **6**, you receive all parts identified by reference numbers **6:1**, **6:2**, and **6:3**. However, you may also order any part individually.

Reference numbers of this type appear in illustrations and in part lists.

Reference Numbers Indicating Quantity

In an illustration, if a reference number indicates more than one part, the reference number has the form **nX y**. The **n** represents the quantity of the part, the **X** is the multiplication symbol, and the **y** represents the reference number.

For example, in an illustration, the reference number **2X 37** means that two of the parts identified by reference number **37** are indicated.

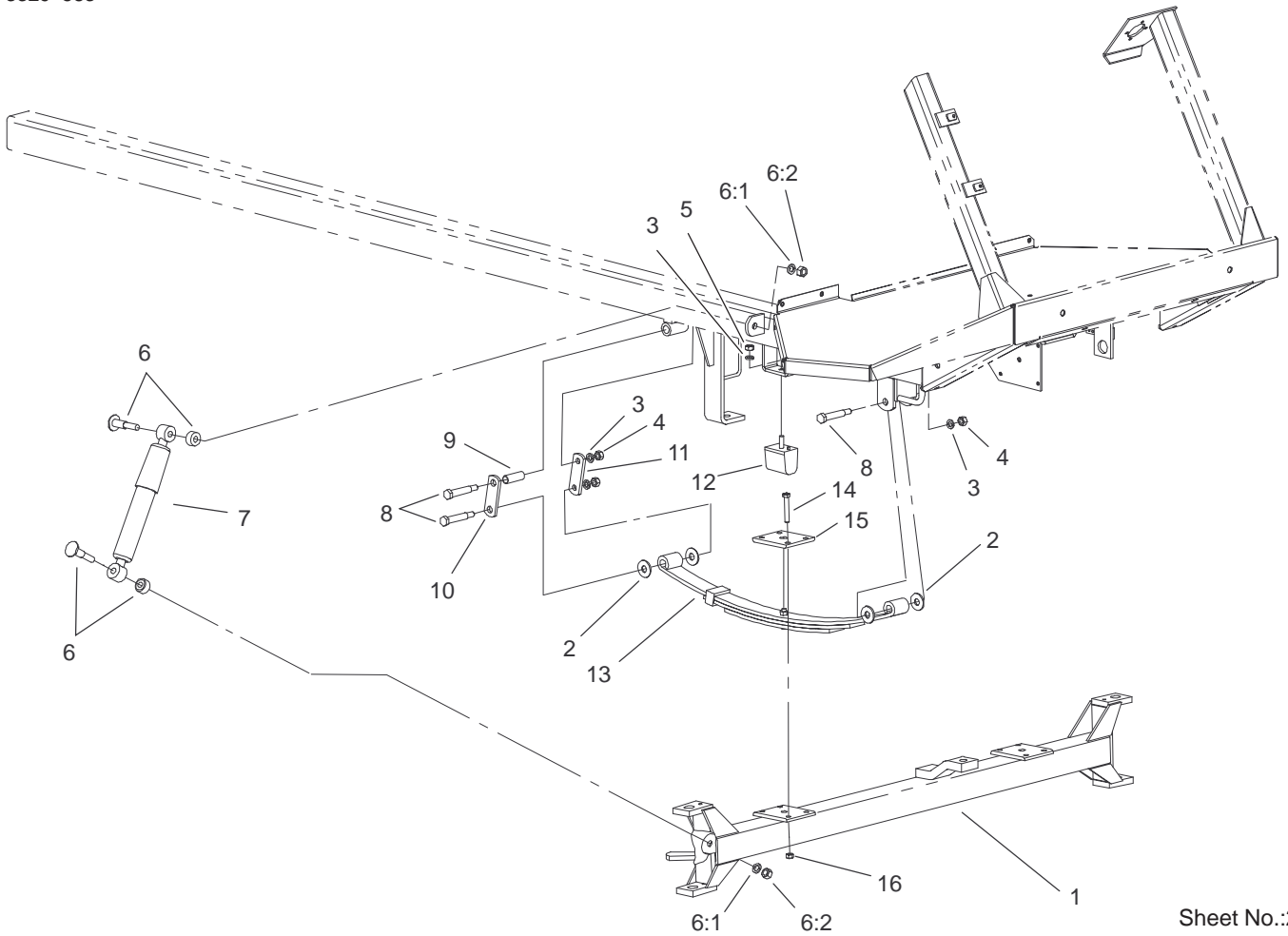
Contents

Description	Page	Description	Page
Front Suspension Assembly	4	Fuel and Hydraulic Tank Assembly	37
Engine Shroud, Front Console and Seat Assembly	5	Traction Pedal Assembly	38
Control Console Assembly	6	External Sprayer Component Assembly	39
Rear Wheel Assembly	7	Valve Boom Assembly	41
Hydraulic Motor Assembly No. 93–6488	8	Valve Agitation Assembly	42
Left Hand Brake Assembly No. 100–3069–03 ..	9	Internal Sprayer Component Assembly	43
Planetary Assembly No. 105–4500–03	10	Filter Assembly	44
Right Hand Brake Assembly No. 100–3070–03	11	Sprayer Component Assembly	46
Hydraulic Motor Assembly No. 93–6489	12	Right Hand Boom Mount Assembly No. 106–4960	47
Brake Pedal Assembly	13	Left Hand Boom Mount Assembly No. 106–4961	48
Frame, Fender and Battery Mount Assembly ..	14	Vehicle Electrical Schematic	49
Fresh Water and Spray Tank Assembly	15	Vehicle Hydraulic Schematic	50
Tank Lid Assembly No. 94–7088	16	Spray System Electrical Schematic	51
Fresh Water Tank Assembly No. 100–8438 ...	17	Spray System Flow Diagram	52
Exhaust Assembly	18	Crankshaft and Camshaft Assembly	53
Dash and Instrument Assembly	19	Oil Pump and Filter Assembly	56
Hydraulic Pump Assembly	21	Cylinder Head and Valve Assembly	57
Gear Pump Assembly No. 93–6492	23	Manifold Assembly	58
Piston Pump Assembly No. 93–6491	24	Carburetor Assembly	59
Control Assembly No. 93–6306	26	Ignition and Fuel Pump Assembly	60
Front Wheel Assembly	27	Starter Motor Assembly (91AB–11000–JB)	61
Pump Drive Assembly	28	Alternator Regulator Assembly	62
Spray Pump Assembly No. 104–9099	29	Radiator Assembly	63
Pump Assembly No. 106–5121	30	Radiator Shroud Assembly	64
Steering Assembly	31	Governor Assembly	65
Steering Control Assembly No. 92–3502	32	Fan, Water Pump and Thermostat Assembly ..	66
Hydraulic Cylinder Assembly No. 93–6510	33	Main Harness and FlyWheel Assembly	67
Engine, Oil Cooler and Air Cleaner Assembly .	34		
Drive Linkage Assembly	36		

Part Description Abbreviations

Part descriptions in this catalog may include the following abbreviations.

Abbreviation	Meaning	Abbreviation	Meaning
AR	as required	HYD	hydraulic
ASM	assembly	INC	incorporated
CARR	carriage	LH	left hand
DEG	degrees	NI	nylon insert
FH	flat head	PPH	Phillips pan head
GA	gauge	PTH	Phillips truss head
HF	hex flange	PTO	power take off
HH	hex head	RH	right hand
HHF	hex head flange	SFH	slotted fillister head
HLH	hex lag head	SHH	slotted hex head
HJ	hex jam	SQH	square head
HOC	height-of-cut	SHWH	slotted hex washer head
HS	hex socket	SPH	slotted pan head
HSBH	hex socket button head	SRH	slotted round head
HSFH	hex socket flat head	STD	standard
HSH	hex socket head	TAP	self tapping
HWH	hex washer head	TTH	Torx truss head
HWHTF	hex washer head thread forming	WH	wing head

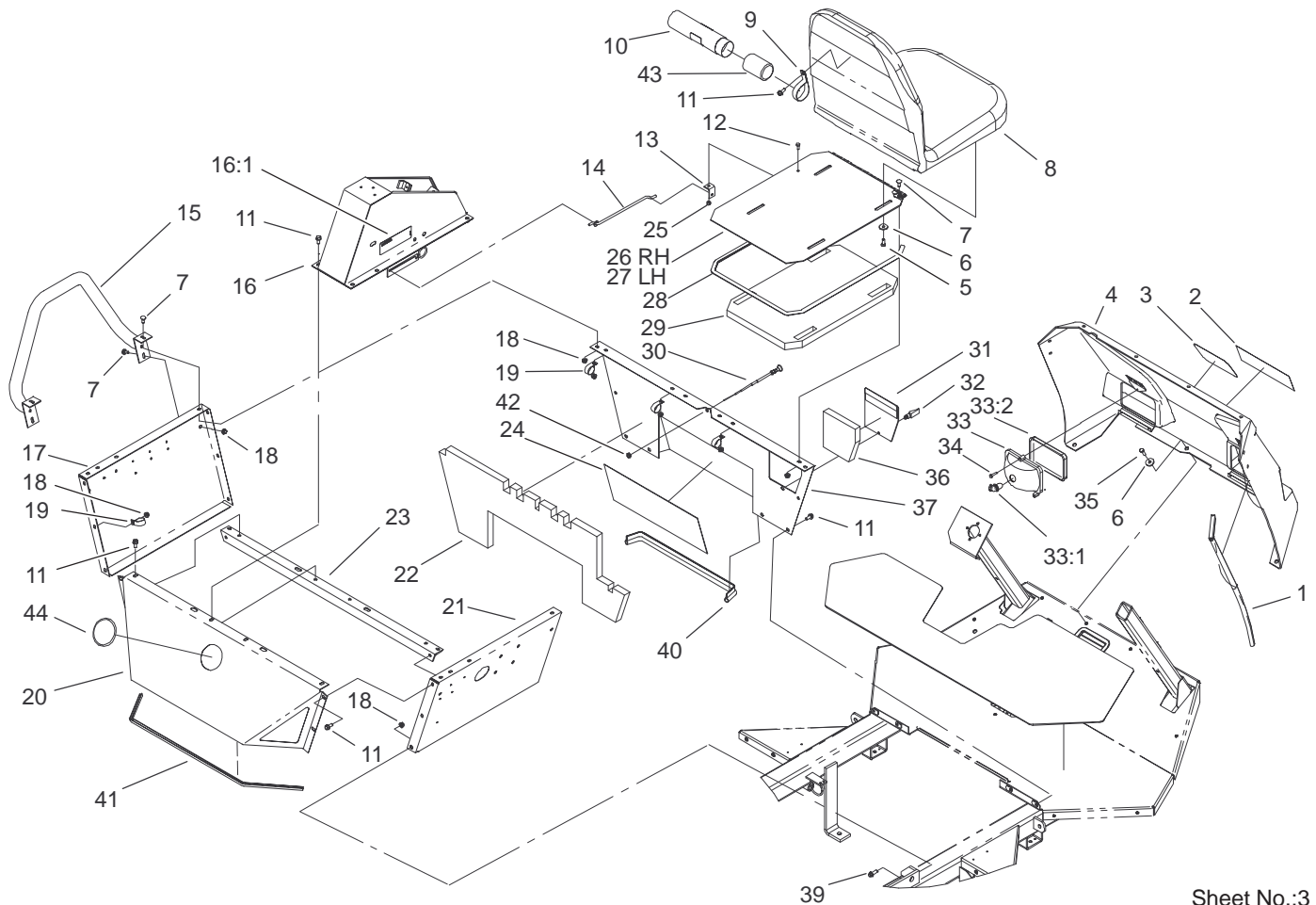


Sheet No.:2

Front Suspension Assembly

Ref. No.	Part No.	Qty.	Description
1	93-6568-03	1	Front Axle ASM
2	93-6161	8	Washer
3	3253-6	8	Washer-Lock
4	3217-8	6	Nut-Hex
5	93-6166	2	Nut
6	42691	4	Bolt ASM
6:1	3253-7	1	Washer-Lock
6:2	3219-5	1	Nut-Hex
7	42690	2	Shock Absorber ASM
8	42599	6	Bolt-Shoulder
9	42592	2	Bushing-Shackle
10	42574	2	Shackle-Outside
11	42576	2	Shackle-Inside
12	87-3470	2	Bumper-Axle, Rear
13	99-0570	2	Spring-Leaf
14	323-11	8	Screw-HH
15	42575-03	2	Plate-Spring
16	32153-2	8	Nut-Lock

Ref. No.	Part No.	Qty.	Description

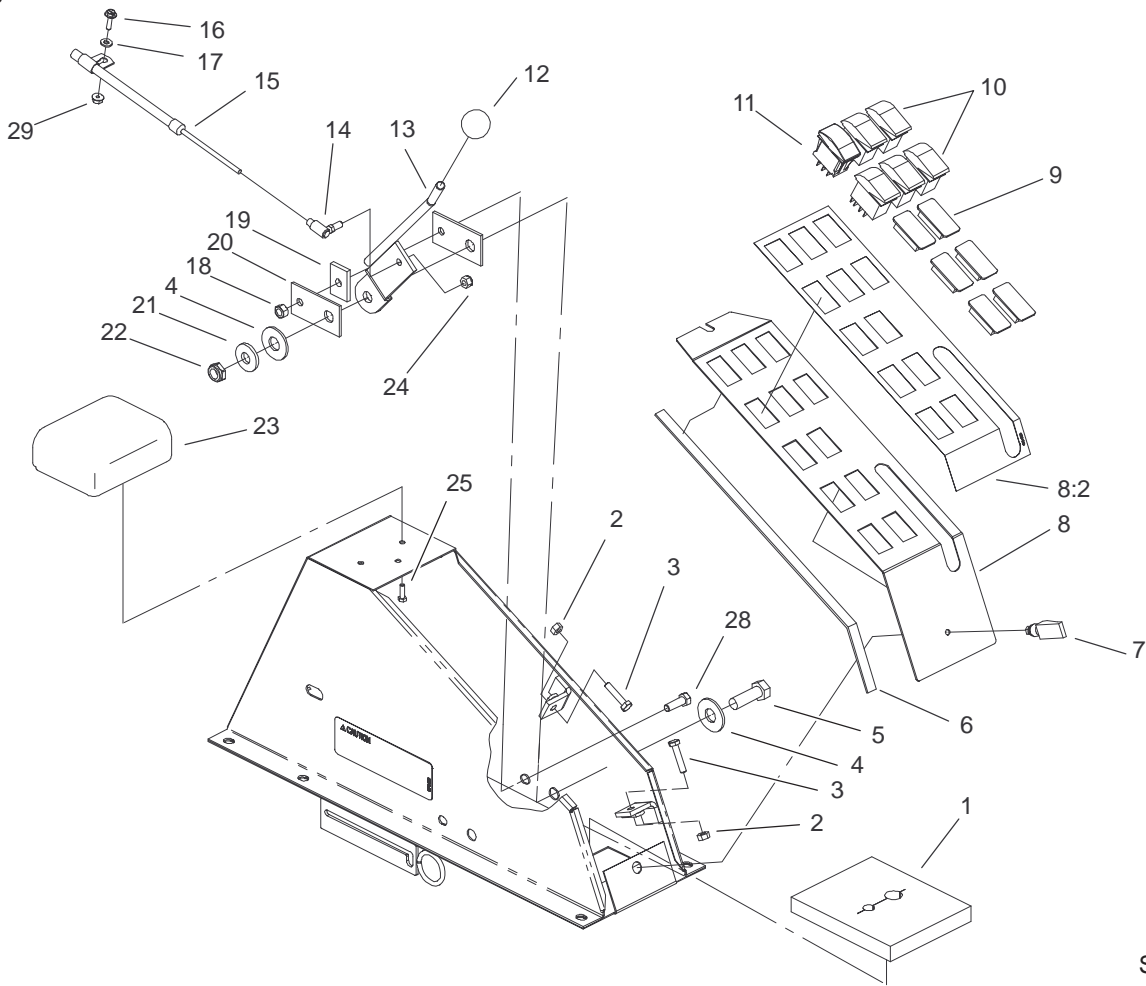


Sheet No.:3

Engine Shroud, Front Console and Seat Assembly

Ref. No.	Part No.	Qty.	Description
1	94-7086	2	Trim
2	106-4994	1	Decal – Multipro 5600
3	62-5550	1	Decal
4	94-7076	1	Console
5	322-3	8	Screw-HH
6	356303	14	Washer
7	3230-1	12	Bolt-CARR
8	104-4620	2	Seat-Olympic, Toro
9	2412-133	2	R-Clamp
10	104-7050	1	Housing-Manual
11	3234-5	20	Screw
12	321-3	2	Screw-HH
13	94-7203	2	Bracket
14	94-7204	2	Seat Prop Rod ASM
15	94-7046-03	2	Hip Restraint ASM
16	94-8534	1	Console ASM
16:1	87-0450	2	Decal-Caution, Braking
17	94-7042-01	1	Panel-Seat Box, LH
18	32128-20	22	Nut-HF
19	2412-104	4	R-Clamp
20	95-2164-03	1	Rear Panel ASM
21	95-2163-01	1	Panel-Seat Box, RH
22	104-8700	1	Barrier-Noise, Front Panel
23	94-7090-03	1	Seat Box Angle ASM

Ref. No.	Part No.	Qty.	Description
24	104-8701	1	Barrier-Noise, Lower Front Panel
25	3296-42	2	Nut-Lock, NI
26	94-7056-03	1	RH Seat Panel ASM
27	94-7059-03	1	LH Seat Panel ASM
28	94-7085	2	Trim
29	104-8703	2	Barrier-Noise, Seat
30	42611	1	Cable-Choke Control
31	95-2166-01	1	Access Panel ASM
32	74-5950	1	Latch-Swell
33	87-2120	2	Headlight
33:1	95-0909	1	Lamp-12 Volt
33:2	87-6330	1	Lens-Headlight
34	32144-9	6	Screw-Self Tapping
35	322-5	6	Screw-HH
36	104-8702	1	Barrier-Noise, Access Panel
37	95-2162-01	1	Front Seat Panel ASM
39	3234-17	2	Screw-HHF
40	95-2178	1	Trim
41	106-1998	1	Trim
42	3220-3	1	Nut
43	104-7048	1	Cap-Housing
44	2410-35	1	Plug-Cap

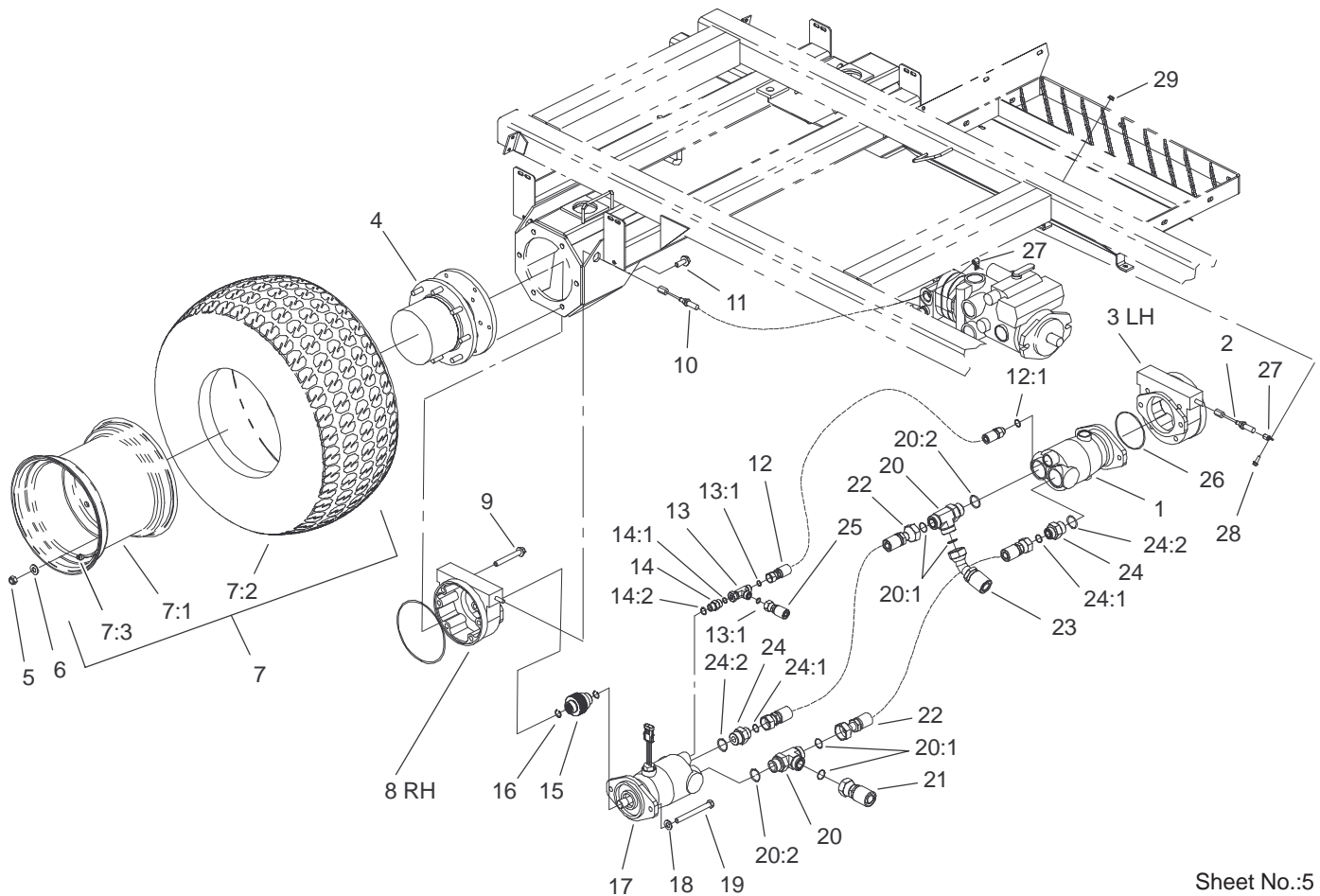


Sheet No.:4

Control Console Assembly

Ref. No.	Part No.	Qty.	Description
1	94-7142	1	Panel-Foam
2	3217-5	2	Nut-Hex
3	321-8	2	Screw-HH
4	3256-15	2	Washer-Flat
5	325-6	1	Screw-HH
6	94-7178	2	Seal-Foam, Console
7	74-5950	1	Latch-Swell
8	106-1210	1	Switch Panel ASM
8:2	104-9177	1	Decal-Spray Control
9	99-7420	6	Plug-Hole
10	100-8490	5	Switch-Dpdt
11	100-1535	1	Switch
12	233-42	1	Knob
13	94-7060-03	1	Throttle ASM
14	100-8559	1	Ball Joint ASM
15	104-9147	1	Cable-Throttle
16	32105-13	1	Screw-SHH
17	3256-14	1	Washer-Flat
18	104-8300	1	Nut-Flange, NI
19	94-7063-03	1	Spacer-Bearing Mount
20	94-7064	2	Plate-Throttle
21	3290-450	1	Washer-Belleville
22	3296-45	1	Nut-Lock, NI
23	94-7087	1	Pad
24	3296-3	1	Nut-Lock, NI

Ref. No.	Part No.	Qty.	Description
25	3290-134	2	Screw
28	322-5	1	Screw-HH
29	3290-148	1	Nut-HF



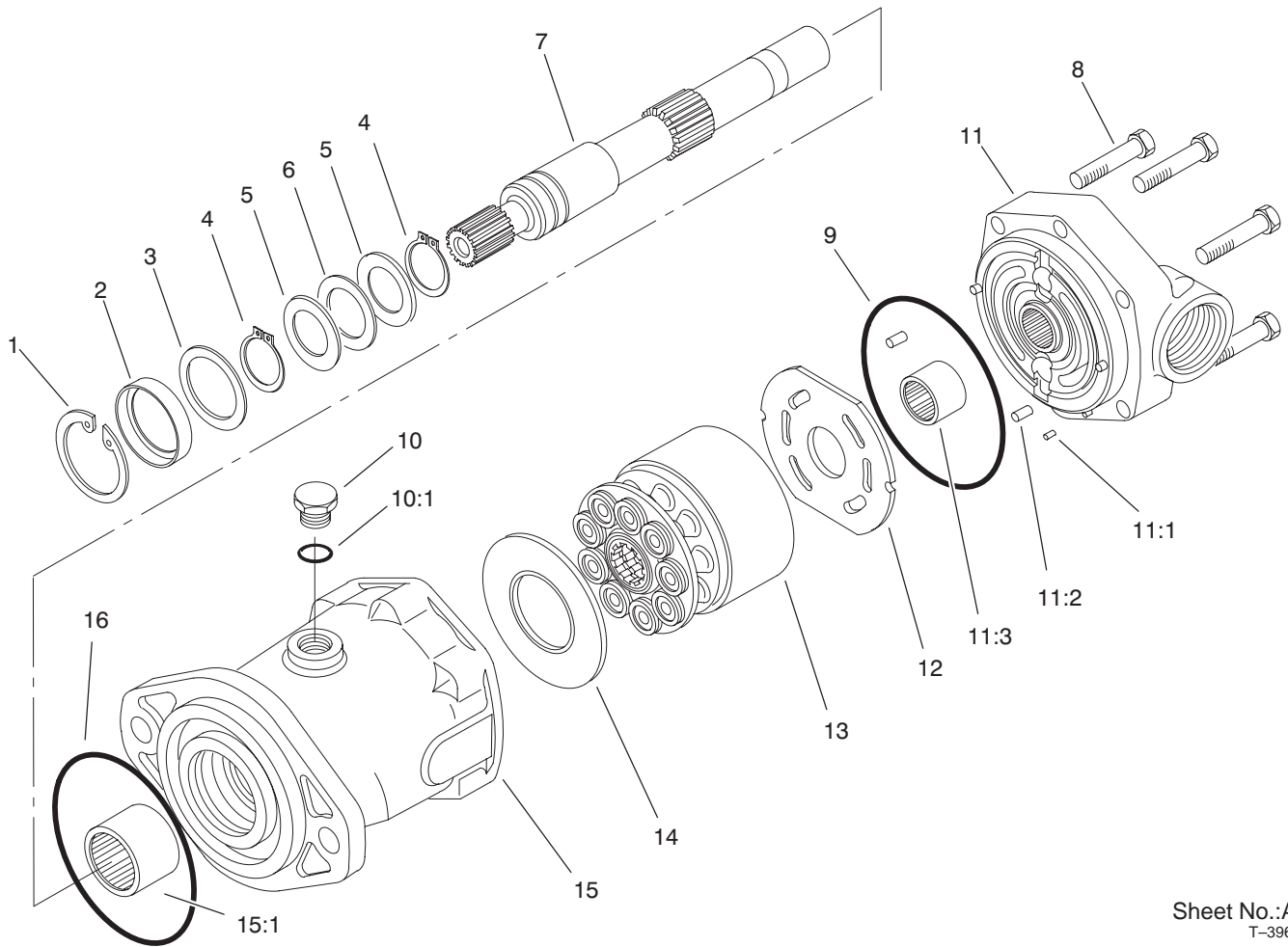
Sheet No.:5

Rear Wheel Assembly

Ref. No.	Part No.	Qty.	Description
1	93-6488	1	Motor-HYD
2	93-6593	1	Cable-Brake, LH
3	100-3069-03	1	Brake ASM
4	105-4500-03	2	Planetary ASM
5	3296-19	16	Nut-Lock NI
6	3256-26	16	Washer-Flat
☆7		2	Wheel Tire ASM
7:1	93-6496	1	Wheel
7:2	93-6152	1	Tire
7:3	232-27	1	Stem-Valve
8	100-3070-03	1	Brake ASM
9	33106-090	8	Screw-HHF
10	93-6594	1	Cable-Brake, RH
11	33106-030	12	Screw-HHF
12	104-9193	1	Hose ASM
12:1	237-79	1	O-Ring
13	340-104	1	Tee-Fitting
13:1	237-30	2	O-Ring
14	340-4	1	Adapter-HYD
14:1	237-30	1	O-Ring
14:2	237-79	1	O-Ring
15	100-3046	2	Shaft-Brake, Splined
16	93-7972	4	Ring-Retaining, Internal
17	93-6489	1	Motor-HYD
18	33096-00	4	Washer-Flat

Ref. No.	Part No.	Qty.	Description
19	33116-120	4	Screw-HH
20	104-3795	2	Fitting-Tee, HYD
20:1	340-65	2	O-Ring
20:2	237-146	1	O-Ring
21	104-9195	1	Hose ASM
22	104-9187	2	Hose ASM
23	104-9196	1	Hose ASM
24	340-91	2	Adapter
24:1	237-58	1	O-Ring
24:2	237-146	1	O-Ring
25	104-9197	1	Hose ASM
26	237-166	2	O-Ring
27	2412-91	2	Clamp
28	3234-4	2	Screw-HHF
29	32128-33	2	Nut-HF

☆ Not serviced separately



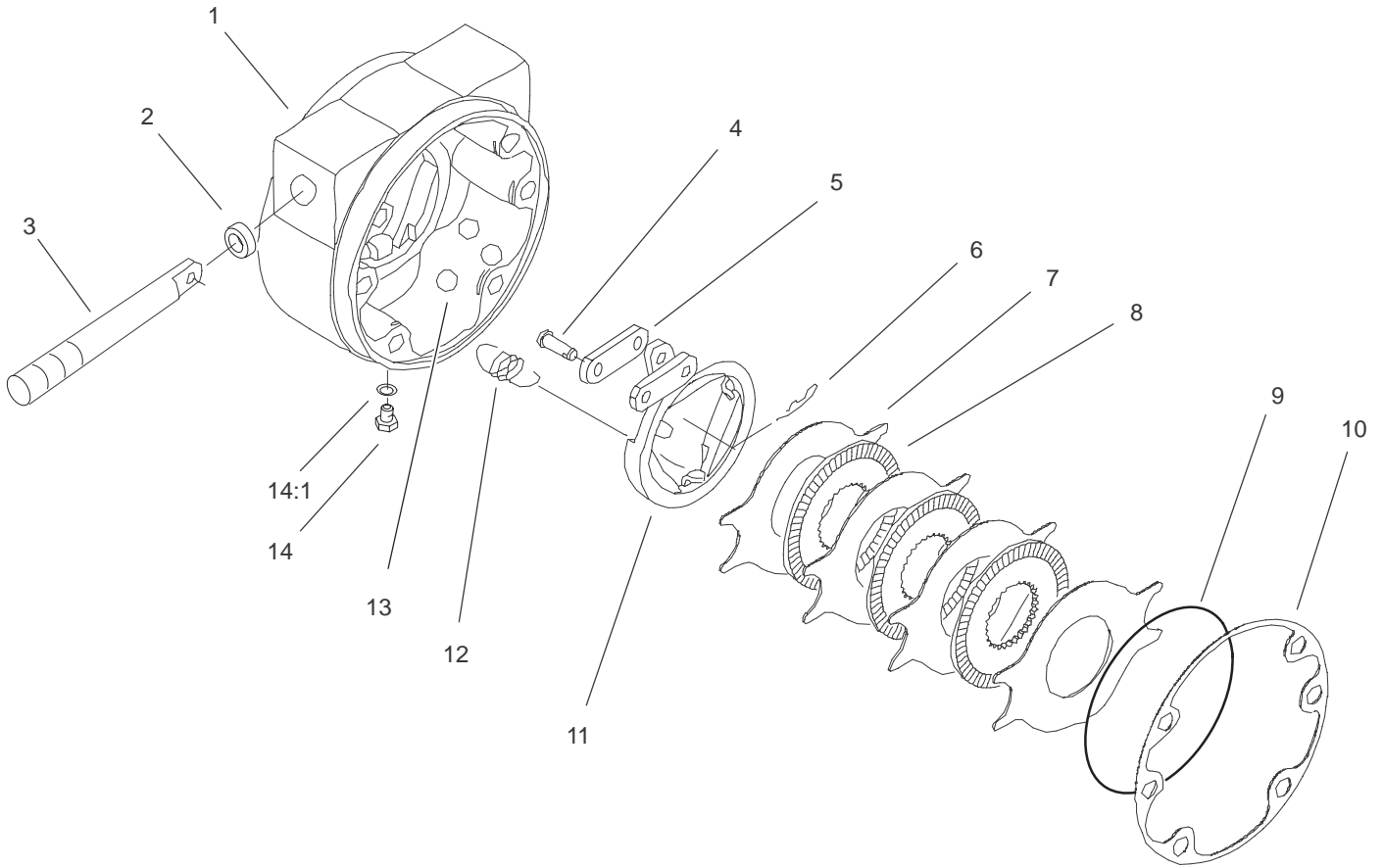
Sheet No.:A1
T-3961

Hydraulic Motor Assembly No. 93-6488

Ref. No.	Part No.	Qty.	Description
1	76-7010	1	Ring-Retaining
2	105-3331	1	Seal-Shaft
3	94-3007	1	Washer
4	76-7000	2	Ring-Retaining
5	76-6950	2	Race-Thrust
6	76-6960	1	Bearing-Thrust
7	94-3004	1	Shaft-Drive, Splined
8	94-3002	6	Capcrew
9	76-6980	1	O-Ring
10	94-3009	1	Plug
☆10:1		1	O-Ring
11	95-2081	1	Back Plate ASM
☆11:1		1	Pin-Dowel
☆11:2		3	Pin-Dowel
☆11:3		1	Bearing-Needle
12	94-3003	1	Plate-Valve
13	76-6910	1	Rotating Kit
14	76-6970	1	Insert-Plate, Cam
15	95-2082	1	Housing
☆15:1		1	Bearing-Needle
16	237-166	1	O-Ring

Ref. No.	Part No.	Qty.	Description

☆ Not serviced separately



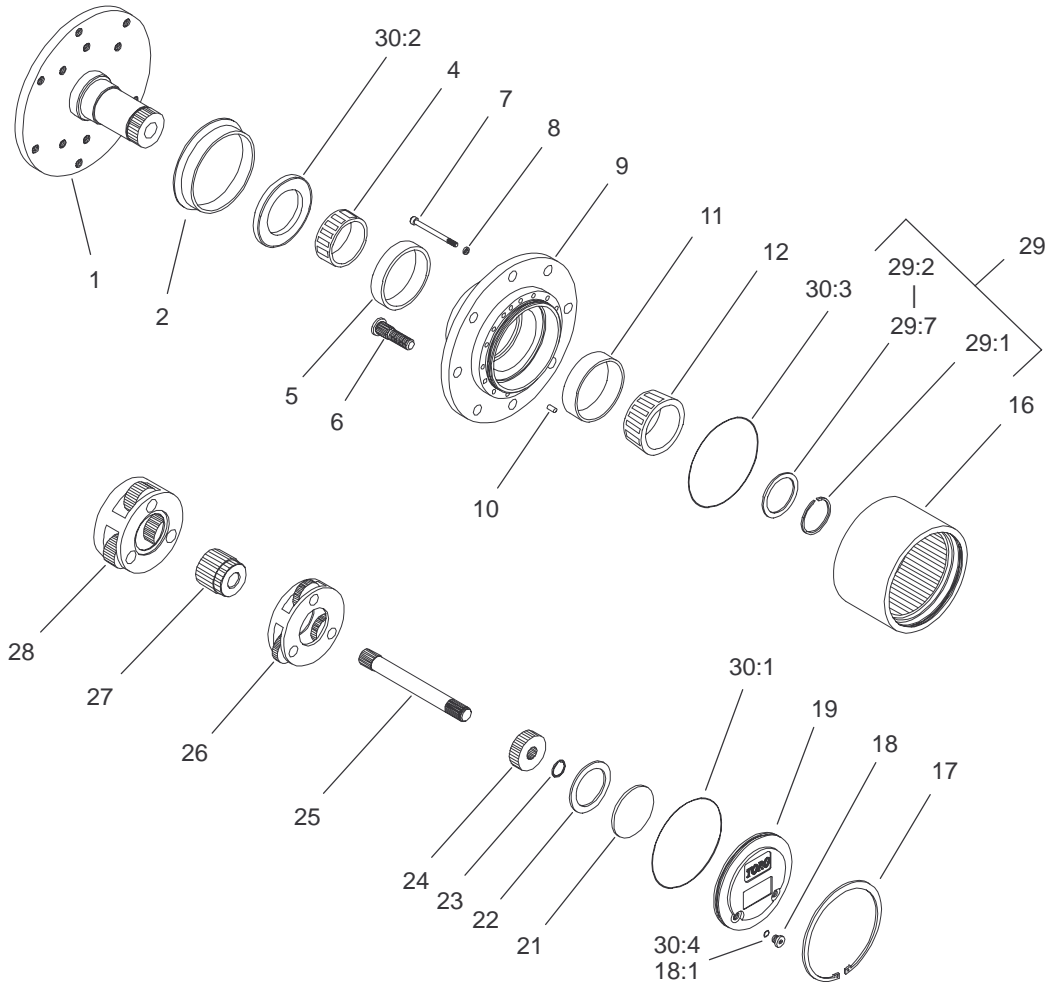
T-3759
Sheet No.:A2

Left Hand Brake Assembly No. 100-3069-03

Ref. No.	Part No.	Qty.	Description
☆1		1	Brake ASM
2	93-7977	1	Seal
3	93-7978	1	Rod-Pull
4	93-7983	2	Pin-Clevis
5	93-7980	2	Link
6	93-7979	2	Pin-Hitch
7	93-7986	4	Disc-Stationary
8	104-4278	3	Disc-Rotating
9	93-7976	1	Ring-Retaining
10	93-7984	1	Gasket
11	104-4280	1	Actuator-Rotating
12	93-7987	3	Spring-Extension
13	93-7985	3	Ball
14	353-990	2	Plug
14:1	237-78	1	O-Ring

Ref. No.	Part No.	Qty.	Description

☆ Not serviced separately



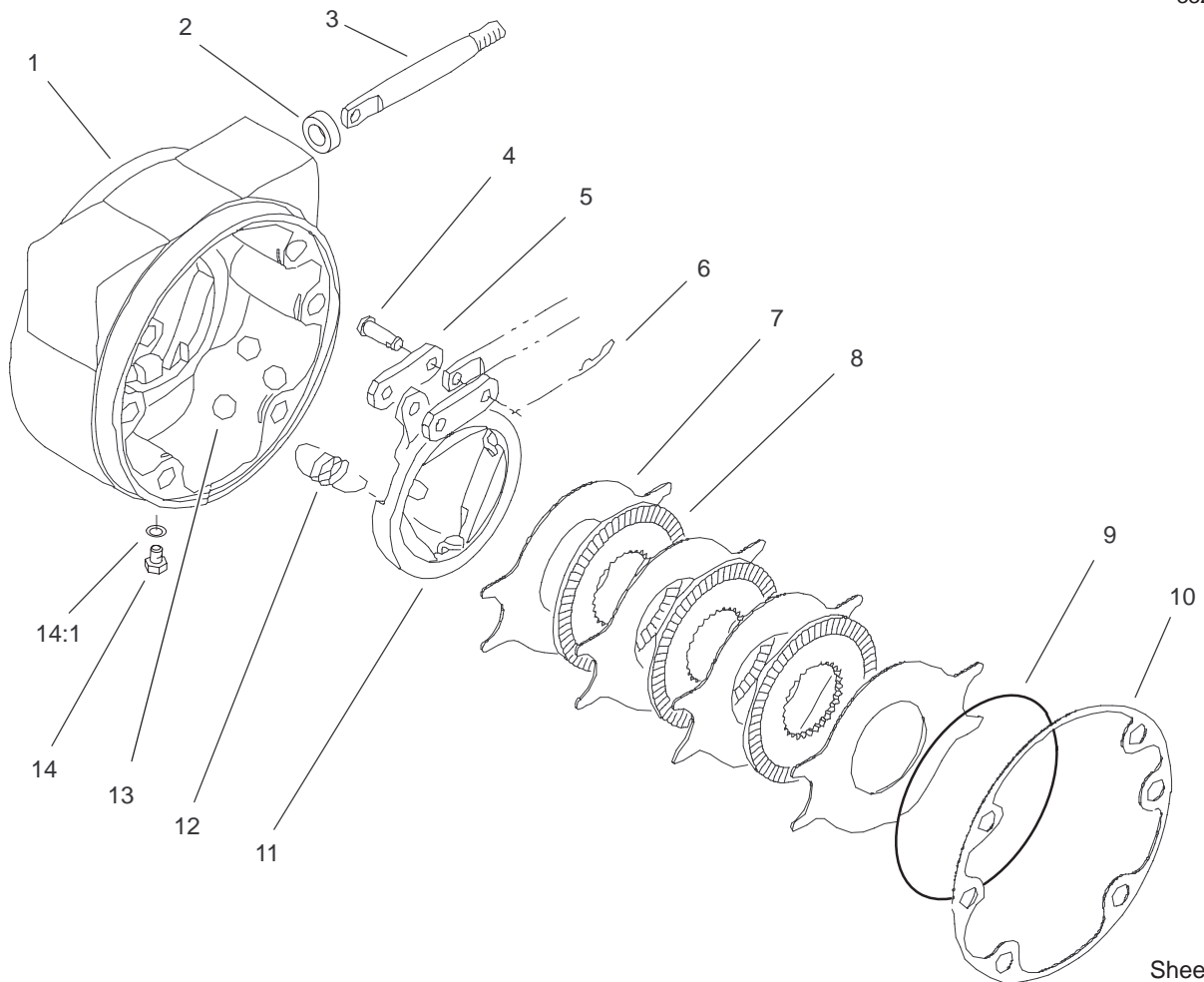
T-3867
Sheet No.:A3

Planetary Assembly No. 105-4500-03

Ref. No.	Part No.	Qty.	Description
☆1		1	Spindle
2	105-8122	1	Seal-Boot
4	105-8120	1	Bearing-Cone
5	105-8119	1	Bearing-Cup
6	105-8124	8	Stud-Wheel
7	105-8125	16	Bolt-Socket Head
8	3253-18	16	Washer-Lock/Sp
☆9		1	Housing
10	105-8121	1	Pin-Dowel
11	105-8117	1	Bearing-Cup
12	105-8118	1	Bearing-Cone
16	105-8113	1	Gear-Ring
17	105-8132	1	Ring-Retaining
18	353-990	2	Plug
18:1	237-78	1	O-Ring
19	105-8138	1	Cap-End
21	105-8133	1	Plug-Thrust
22	105-8123	1	Washer-Thrust
23	105-8131	1	Ring-Retaining
24	105-8114	1	Gear-Primary
25	105-8115	1	Shaft-Drive
26	105-8129	1	Primary Carrier ASM
27	105-8139	1	Gear-Secondary
28	105-8130	1	Secondary Carrier
29	105-8136	1	ASM
		1	Part Kit

Ref. No.	Part No.	Qty.	Description
☆29:1		1	Ring-Snap
☆29:2		1	Shim-Bearing, 2.9mm
☆29:3		1	Shim-Bearing, 2.8mm
☆29:4		1	Shim-Bearing, 2.7mm
☆29:5		1	Shim-Bearing, 2.6mm
☆29:6		1	Shim-Bearing, 2.5mm
☆29:7		1	Shim-Bearing, 2.4mm
*30	105-8137	1	Seal Kit
☆30:1		1	O Ring-Flange Cap
☆30:2		1	Seal-Oil
☆30:3		2	O Ring-End Cap
30:4	237-78	2	O-Ring

☆ Not serviced separately
* Not illustrated

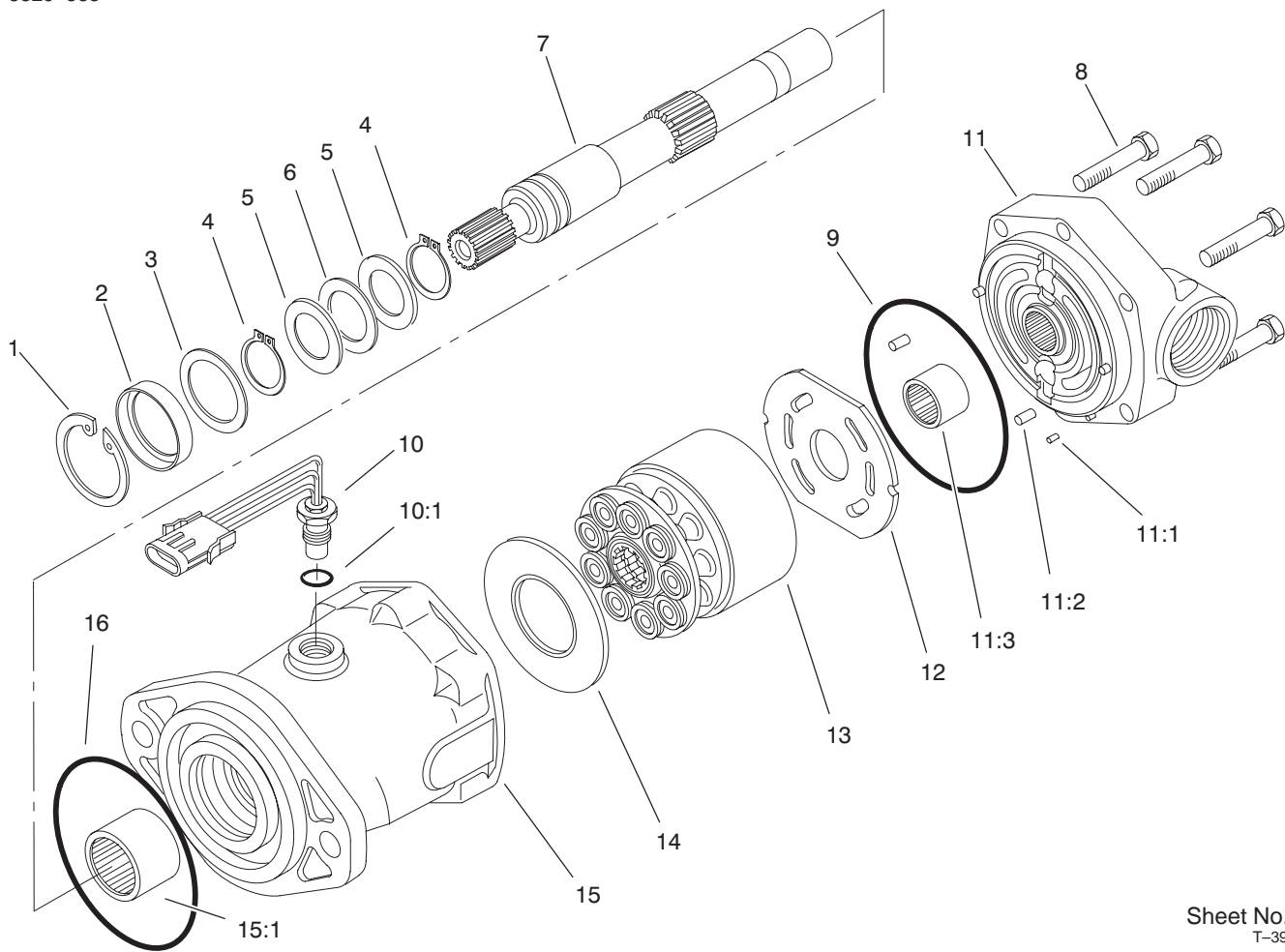
T-3760
Sheet No.:A4

Right Hand Brake Assembly No. 100-3070-03

Ref. No.	Part No.	Qty.	Description
☆1		1	Brake ASM
2	93-7977	1	Seal
3	93-7978	1	Rod-Pull
4	93-7983	2	Pin-Clevis
5	93-7980	2	Link
6	93-7979	2	Pin-Hitch
7	93-7986	4	Disc-Stationary
8	104-4278	3	Disc-Rotating
9	93-7976	1	Ring-Retaining
10	93-7984	1	Gasket
11	104-4279	1	Actuator-Rotating
12	93-7987	3	Spring-Extension
13	93-7985	3	Ball
14	353-990	2	Plug
14:1	237-78	1	O-Ring

Ref. No.	Part No.	Qty.	Description

☆ Not serviced separately



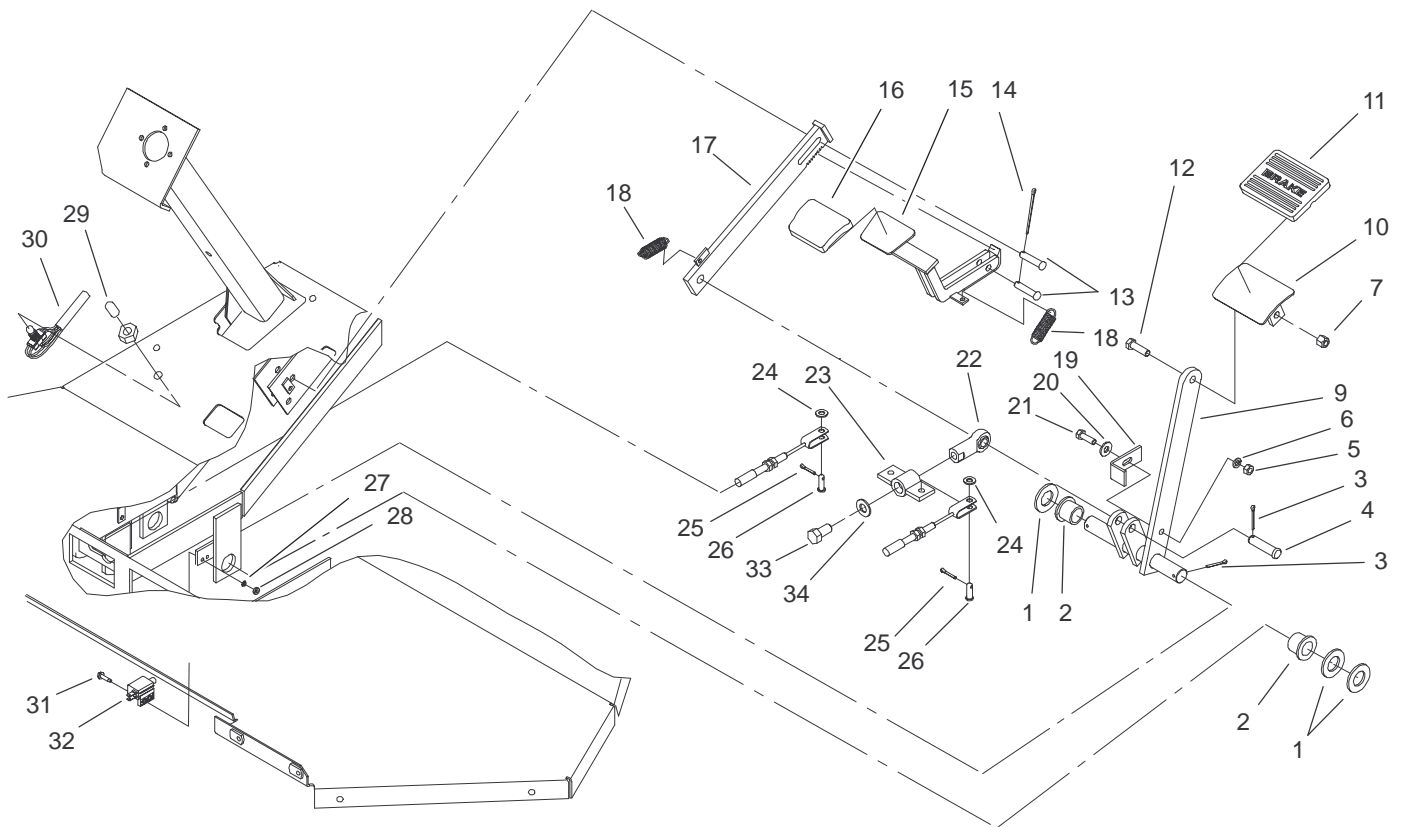
Sheet No.:A5
T-3962

Hydraulic Motor Assembly No. 93-6489

Ref. No.	Part No.	Qty.	Description
1	76-7010	1	Ring-Retaining
2	105-3331	1	Seal-Shaft
3	94-3007	1	Washer
4	76-7000	2	Ring-Retaining
5	76-6950	2	Race-Thrust
6	76-6960	1	Bearing-Thrust
7	94-3004	1	Shaft-Drive, Splined
8	94-3002	6	Capscrew
9	76-6980	1	O-Ring
10	94-3010	1	Sensor-Speed Pickup
☆10:1		1	O-Ring
11	95-2081	1	Back Plate ASM
☆11:1		1	Pin-Dowel
☆11:2		3	Pin-Dowel
☆11:3		1	Bearing-Needle
12	94-3003	1	Plate-Valve
13	76-6910	1	Rotating Kit
14	76-6970	1	Insert-Plate, Cam
15	95-2083	1	Housing
☆15:1		1	Bearing - Needle
16	237-166	1	O-Ring

Ref. No.	Part No.	Qty.	Description

☆ Not serviced separately

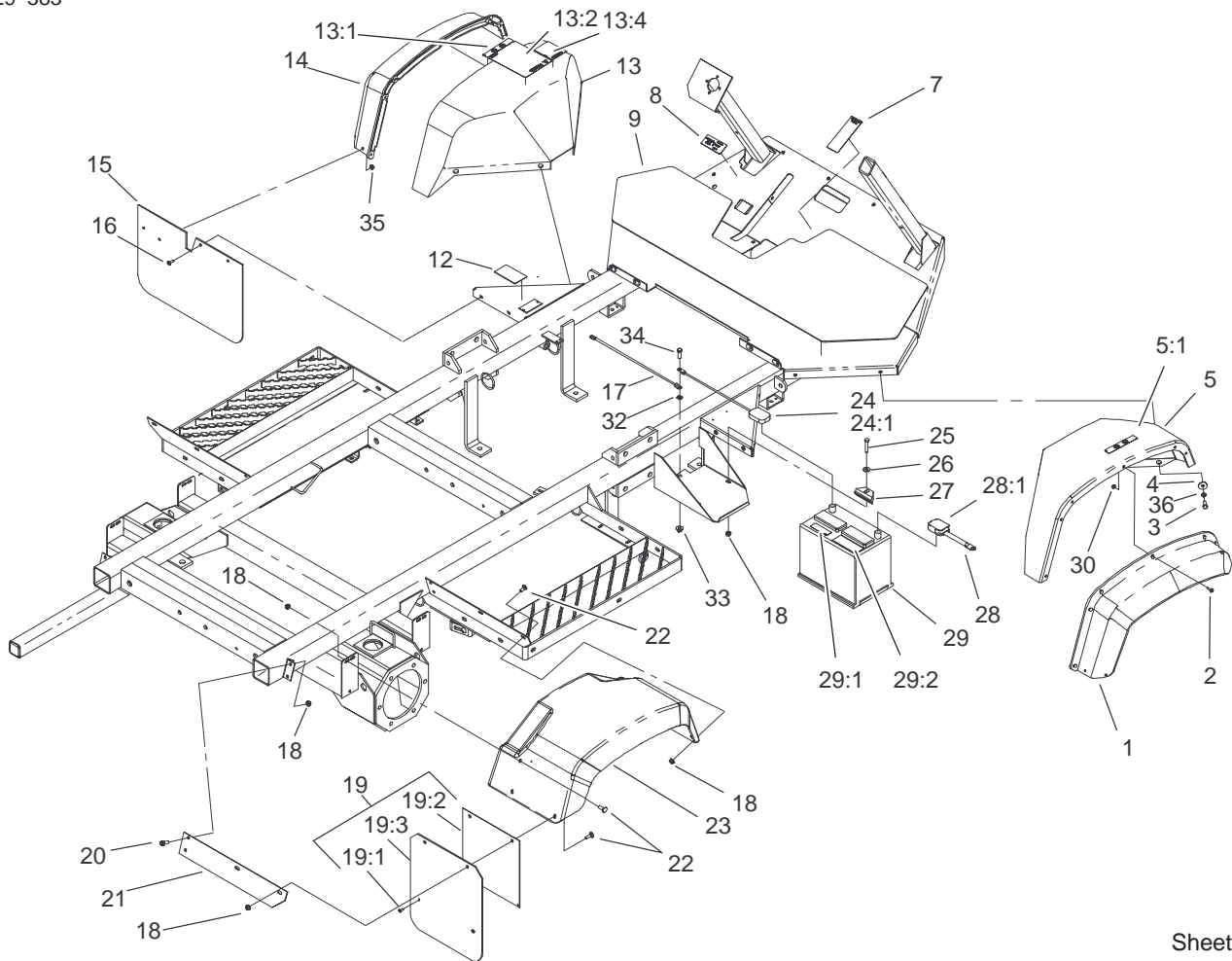


Sheet No.:6

Brake Pedal Assembly

Ref. No.	Part No.	Qty.	Description
1	3256-29	3	Washer-Flat
2	94-7164	2	Bearing
3	3272-12	3	Pin-Cotter
4	42195	1	Pin-Clevis
5	3217-6	1	Nut-Hex
6	3253-4	1	Washer-Lock
7	3296-39	1	Nut-Lock, NI
9	93-6589	1	Brake Shaft ASM
10	100-8422-03	1	Bracket-Pedal
11	7-3900	1	Pad-Brake
12	323-7	1	Screw-HH
13	283-15	2	Pin-Clevis
14	3272-53	1	Pin-Cotter
15	93-6599-03	1	Catch ASM
16	42719	1	Pad-Pedal
17	93-6598-03	1	Brake Strap ASM
18	92-0417	2	Spring-Ext
19	93-6592	1	Bracket
20	3256-3	1	Washer-Flat
21	322-5	1	Screw-HH
22	522087	1	Rod-End
23	93-6595	1	Brake Equalizer ASM
24	3256-23	2	Washer-Flat
25	3272-10	2	Pin-Cotter
26	283-58	2	Pin-Clevis
27	3253-17	2	Washer-Lock/Sp

Ref. No.	Part No.	Qty.	Description
28	3217-26	2	Nut-Hex
29	104-9114	1	Cover-Switch, Foot
30	104-9113	1	Switch-Foot
31	32144-125	2	Screw-SHWH
32	65-7410	1	Switch-Pole, Single
33	3213-1	1	Screw-HH
34	3256-26	1	Washer-Flat

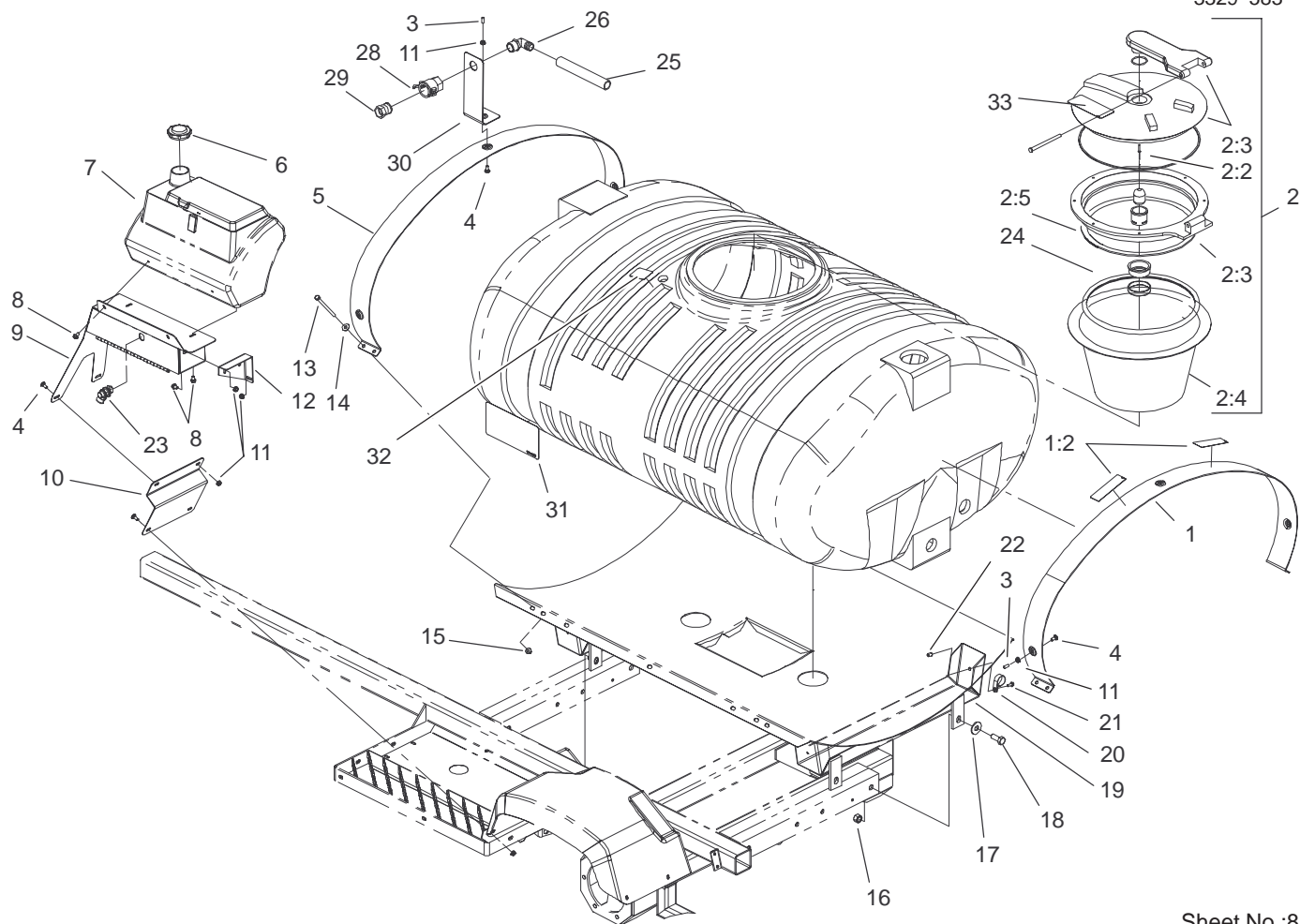


Sheet No.:7

Frame, Fender and Battery Mount Assembly

Ref. No.	Part No.	Qty.	Description
1	94-7074	1	Flare-Fender, RH
2	32105-13	12	Screw-SHH
3	322-5	8	Screw-HH
4	356303	8	Washer
5	94-8532	1	RH Fender ASM
5:1	93-6687	1	Decal-No Step
7	92-0479	1	Decal-Traction
8	94-7132	1	Decal-Brake Lock
9	104-8863	1	Tread-Floor
12	87-0430	1	Decal-Warning, Safety Start
13	94-8531	1	LH Fender ASM
13:1	93-6687	1	Decal-No Step
13:2	87-0580	1	Decal-Warning, Safety
13:4	94-7176	1	Decal-Warning, Braking
14	94-7075	1	Flare-Fender, LH
15	94-7071	2	Guard-Splash
16	92-3911	8	Screw-HSBH
17	42617	1	Cable-Ground
18	32128-20	17	Nut-HF
19	94-7127	2	Splash Guard ASM
19:1	114439	2	Rivet-Pop
19:2	94-7128-03	1	Plate-Guard, Splash
19:3	94-7129	1	Guard-Splash
20	3234-5	4	Screw

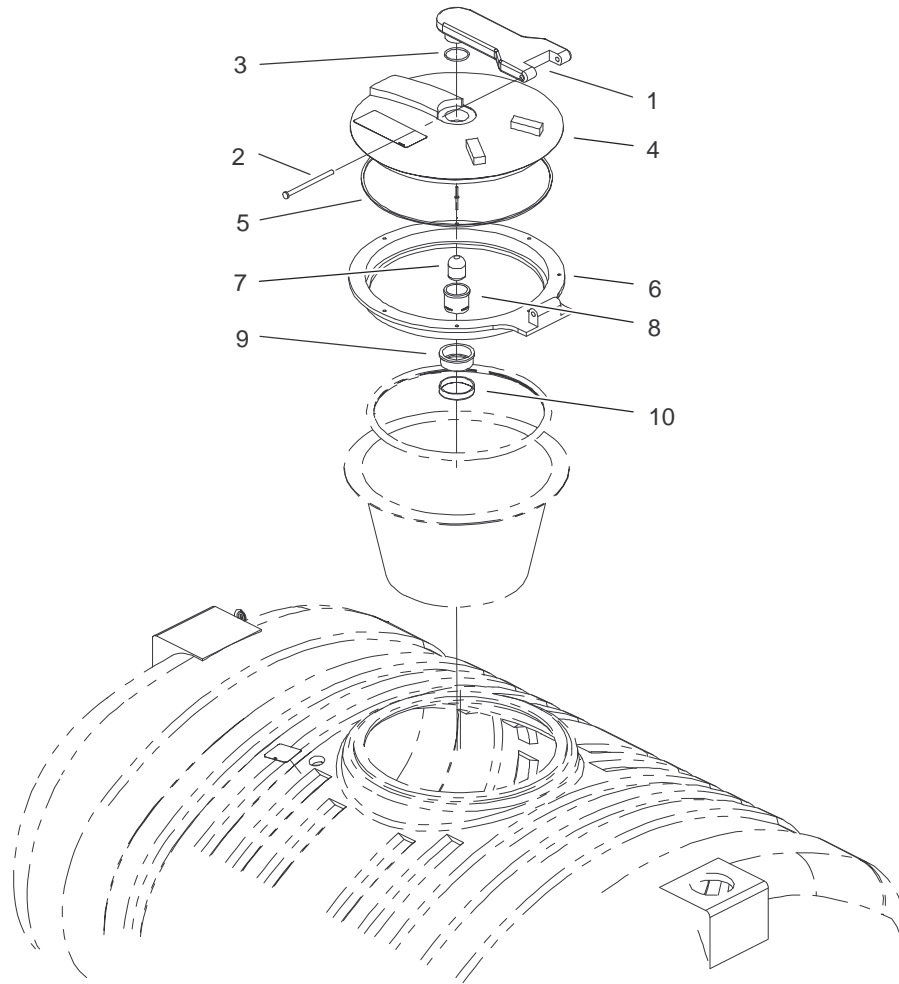
Ref. No.	Part No.	Qty.	Description
21	93-6528-03	2	Strap-Mount, Fender
22	3230-2	12	Bolt-CARR
23	93-6498	2	Fender-Rear
24	99060	1	Cable-Ground
24:1	106-4915	1	Cap-Protective, Blue
25	322-9	1	Screw-HH
26	3256-3	1	Washer-Flat
27	66-2490	1	Retainer-Battery
28	41792	1	Cable-Battery, Solenoid
28:1	106-4913	1	Cap-Protective, Red
29	55-7290	1	Battery (Dry)
29:1	26-7170	1	Decal-Battery, Wisco
29:2	26-7180	1	Decal-Battery
30	3290-148	12	Nut-HF
32	3255-9	1	Washer-Lock, Ext
33	32128-43	1	Nut-Flange
34	323-6	1	Screw-HH
35	32128-33	8	Nut-HF
36	3253-4	8	Washer-Lock



Sheet No.:8

Fresh Water and Spray Tank Assembly

Ref. No.	Part No.	Qty.	Description	Ref. No.	Part No.	Qty.	Description
1	106-4966	1	Tank Band ASM	20	2412-74	1	R-Clamp
1:2	87-0570	2	Decal-Electric Shock	21	3234-4	1	Screw
2	106-4902	1	300 Gallon Tank ASM	22	32148-6	1	Insert-Nut
2:2	93-0833	8	Rivet	23	104-8914	1	Latch-Storage Box
2:3	94-7088	1	Tank Lid ASM	24	104-9004	1	Seal-Strainer Basket
2:4	104-9051	1	Basket-Strainer	25	104-9075	1	Hose-Siphon, Anti
2:5	106-4991	1	Seal-Lid	26	41140	1	Elbow
3	42452	2	Cap-Protective	28	100-6779	1	Coupling-Female
4	3230-1	4	Bolt-CARR	29	41316	1	Adapter-Quick
5	104-9126-03	1	Band-Tank Mounting	30	104-9122-03	1	Bracket-Siphon, Anti
6	100-7008	1	Cap-Tank, Fresh Water	31	104-9166	2	Decal-Tank, 300 Gallon
7	100-8438	1	Fresh Water Tank ASM	32	100-6836	1	Decal-Tank Drain
8	3234-28	6	Screw-HHF	33	93-0688	1	Decal
9	104-8912-03	1	Tank Bracket ASM				
10	104-9125-03	1	Bracket-Glove Box				
11	32128-20	7	Nut-HF				
12	104-9124-03	1	Mount-Tank, Plate				
13	41809	8	Screw-HH				
14	3256-4	8	Washer-Flat				
15	104-8301	8	Nut-Flange, NI				
16	3217-11	2	Nut-Hex				
17	3256-7	2	Washer-Flat				
18	327-4	2	Screw-HH				
19	93-6497-03	1	Tank Saddle ASM				

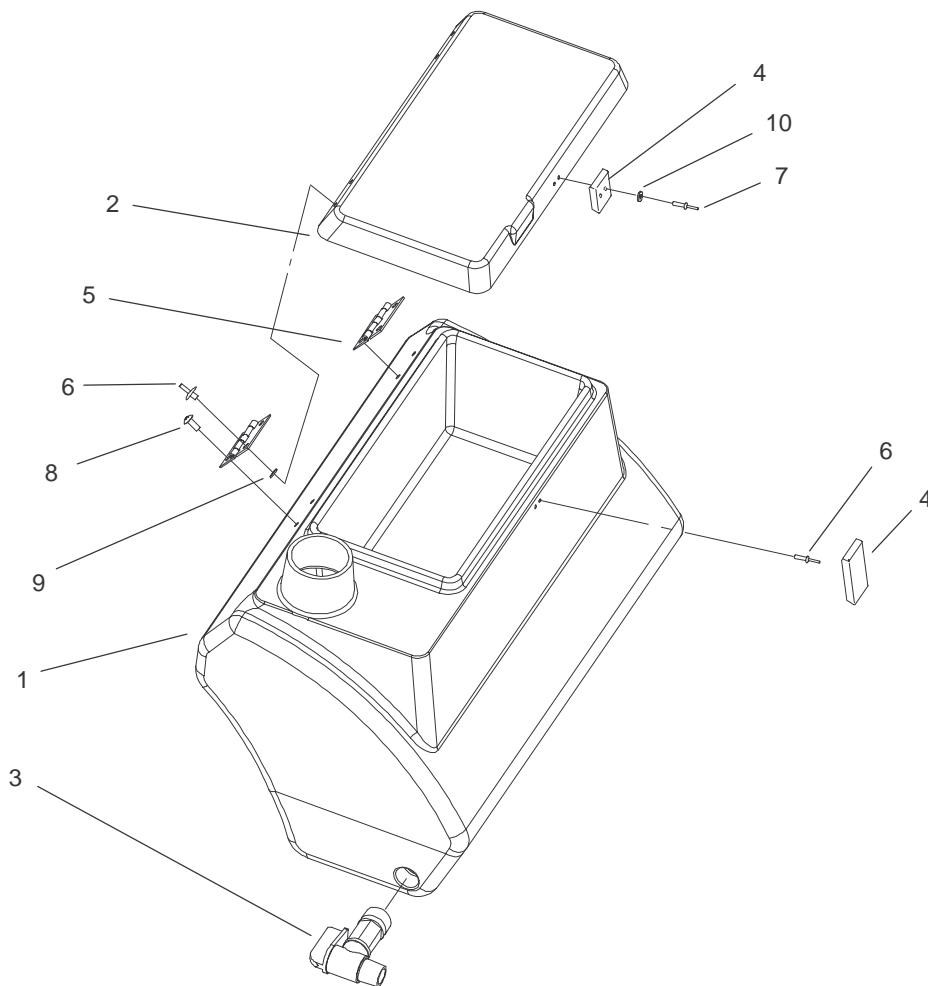


Sheet No.:A6

Tank Lid Assembly No. 94-7088

Ref. No.	Part No.	Qty.	Description
1	94-7205	1	Arm-Swivel
2	94-7213	1	Pin-Pivot
3	94-7206	1	O-Ring
4	94-7207	1	Lid
5	94-7208	1	Gasket
6	94-7211	1	Ring
7	94-7209	1	Plunger
8	94-7210	1	Body
9	94-7212	1	Nut
10	94-7214	1	Cap

Ref. No.	Part No.	Qty.	Description

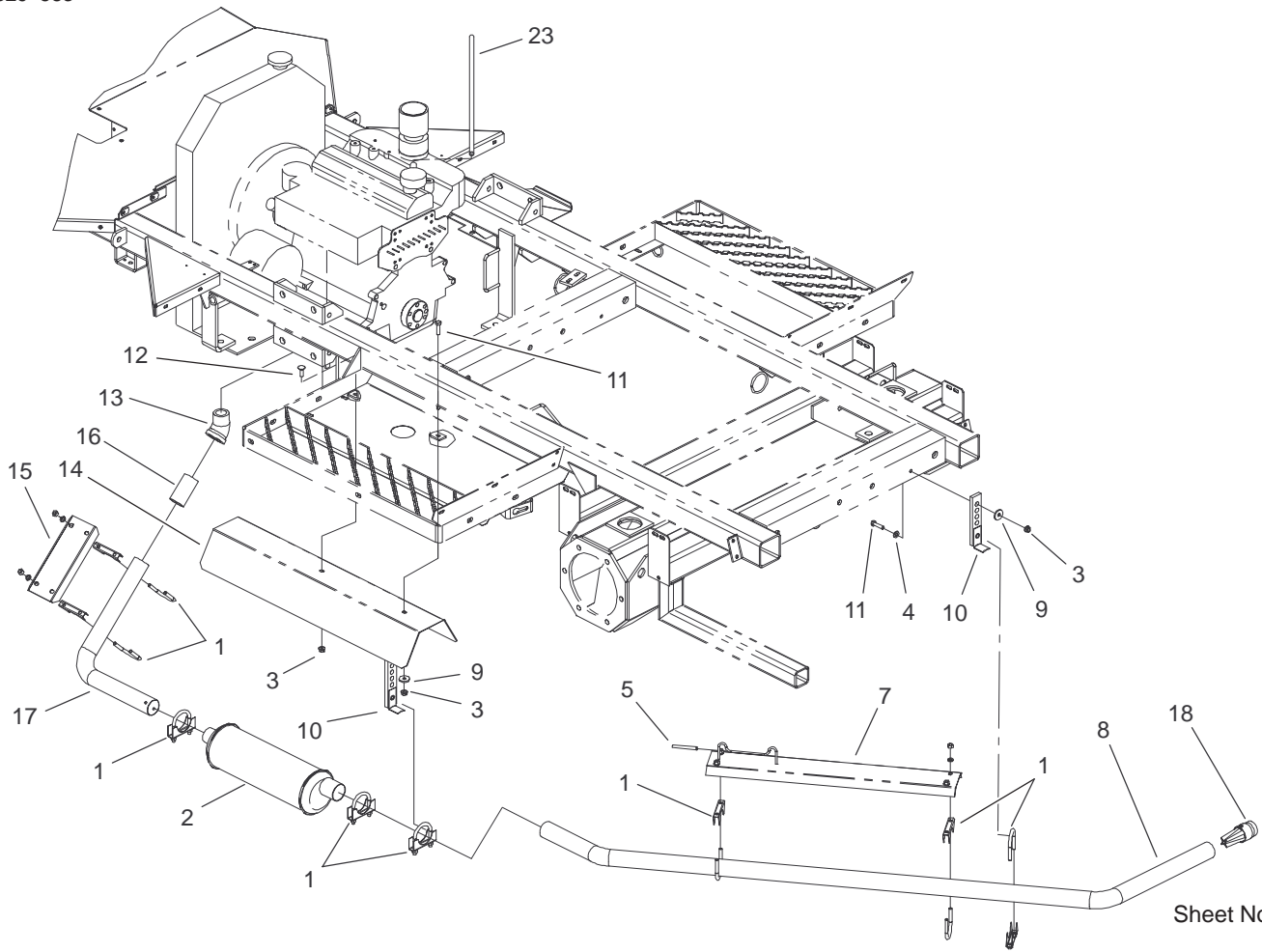


Sheet No.:A7

Fresh Water Tank Assembly No. 100-8438

Ref. No.	Part No.	Qty.	Description
1	100-8395	1	Tank-Fresh Water
2	100-8397	1	Cover-Tank
3	100-7011	1	Spigot-90°
4	100-7009	1	Latch-Draw
5	100-7010	2	Hinge
6	100-7062	4	Rivet
7	100-7063	4	Rivet
8	100-7064	4	Screw
9	100-7065	4	Washer
10	100-7066	2	Washer

Ref. No.	Part No.	Qty.	Description

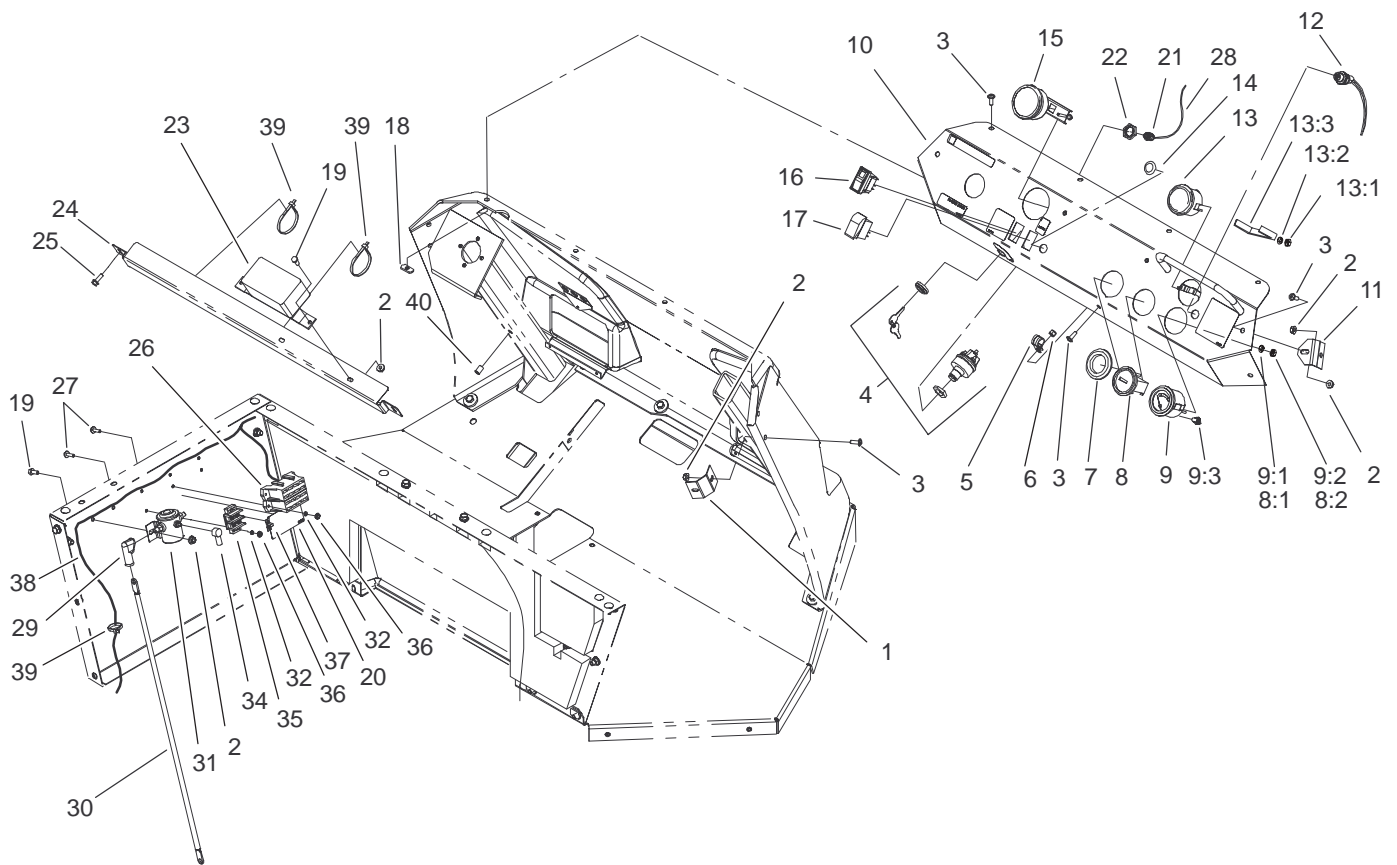


Sheet No.:9

Exhaust Assembly

Ref. No.	Part No.	Qty.	Description
1	18-2130	8	Clamp-Column, Steering
2	42622	1	Muffler
3	32128-20	3	Nut-HF
4	3256-23	1	Washer-Flat
5	92-5782	3	Tape-Foil
7	104-9135-03	1	Tailpipe Shield ASM
8	104-9138	1	Tailpipe
9	356303	2	Washer
10	41912	2	Hanger-Tail Pipe
11	322-6	2	Screw-HH
12	3230-2	1	Bolt-CARR
13	106-4912	1	Elbow-Street, 45°
14	94-7070-03	1	Shield-Heat
15	94-7189-03	1	Shield-Heat
16	92-0016	1	Nipple-Pipe
17	42623	1	Exhaust Pipe
18	106-4986	1	Arrestor-Spark
23	95-2172	1	Hose

Ref. No.	Part No.	Qty.	Description

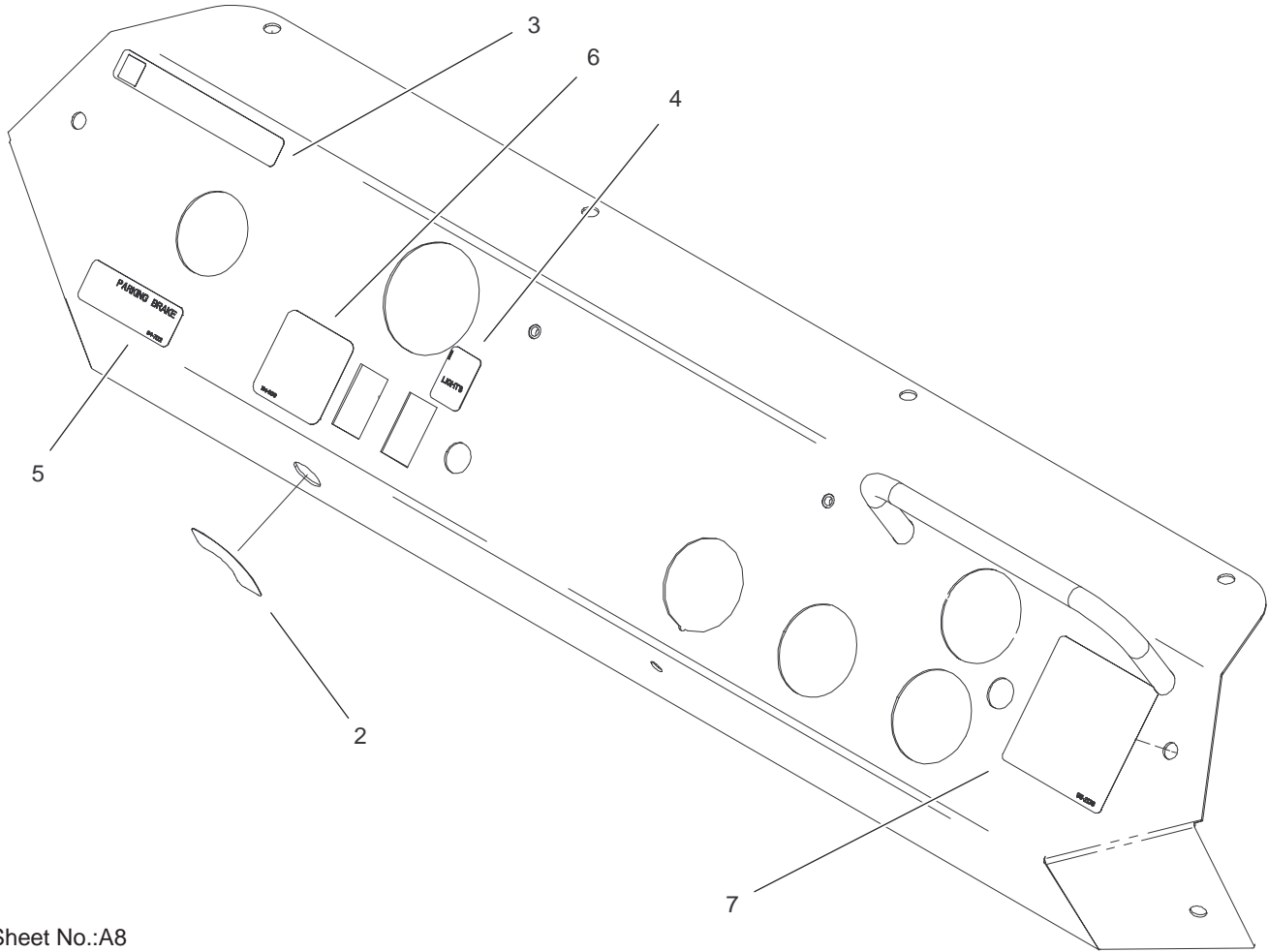


Sheet No.:10

Dash and Instrument Assembly

Ref. No.	Part No.	Qty.	Description
1	94-7140-03	2	Clip-Dash, Lower
2	32128-33	12	Nut-HF
3	92-3911	13	Screw-HSBH
4	42607	1	Switch-W/Keys
5	2412-134	1	R-Clamp
6	3296-42	1	Nut-Lock, NI
7	40764	1	Grommet
8	66-2950	1	Gauge-Hourmeter
8:1	3255-20	2	Washer-Lock
8:2	3217-25	2	Nut-Hex
9	105-2540	1	Gauge-Temp, Gas
9:1	3254-1	3	Washer-Lock, Int
9:2	3217-27	3	Nut-Hex
9:3	105-9265	1	Bulb And Lamp ASM
10	104-9105	1	Dash Panel ASM
11	94-7139-03	2	Clip-Dash, Upper
12	42609	1	Light-Low Oil
13	98-2160	1	Voltmeter
13:1	3217-27	1	Nut-Hex
13:2	3255-25	1	Washer-Lock
13:3	78-0080	1	Clamp-Mounting
14	94-7290	1	Plug-Hole
15	104-9115	1	Gauge-Pressure
16	104-9007	1	Switch-Rocker
17	100-8469	1	Switch-Rocker
18	904156	4	Weldnut

Ref. No.	Part No.	Qty.	Description
19	321-3	4	Screw-HH
20	106-4992	1	Decal-Fuse Block
21	100-8665	1	Reducer-Pressure Gauge
22	100-8666	1	Nut-Reducer
23	104-9104	1	Module-Valve, Pwm
24	104-9146-03	1	Plate-Shield, Head Light
25	3234-4	2	Screw-HHF
26	106-4983	1	Harness-Wire, Vehicle
27	32105-13	6	Screw-SHH
28	100-8667	1	Coupler-Reducer
29	92-0034	2	Boot-Terminal
30	94-7092	1	Cable
31	94-7079	1	Solenoid-Accessory
32	3253-17	6	Washer-Lock/Sp
34	41187	1	Boot-Terminal
35	42862	1	Block-Terminal, Ground
36	3217-26	6	Nut-Hex
37	42863	1	Strip-Jumper
38	104-9172	1	Harness-Wire, Spray System
39	3290-379	24	Tie-Cable
40	32148-6	2	Insert-Nut

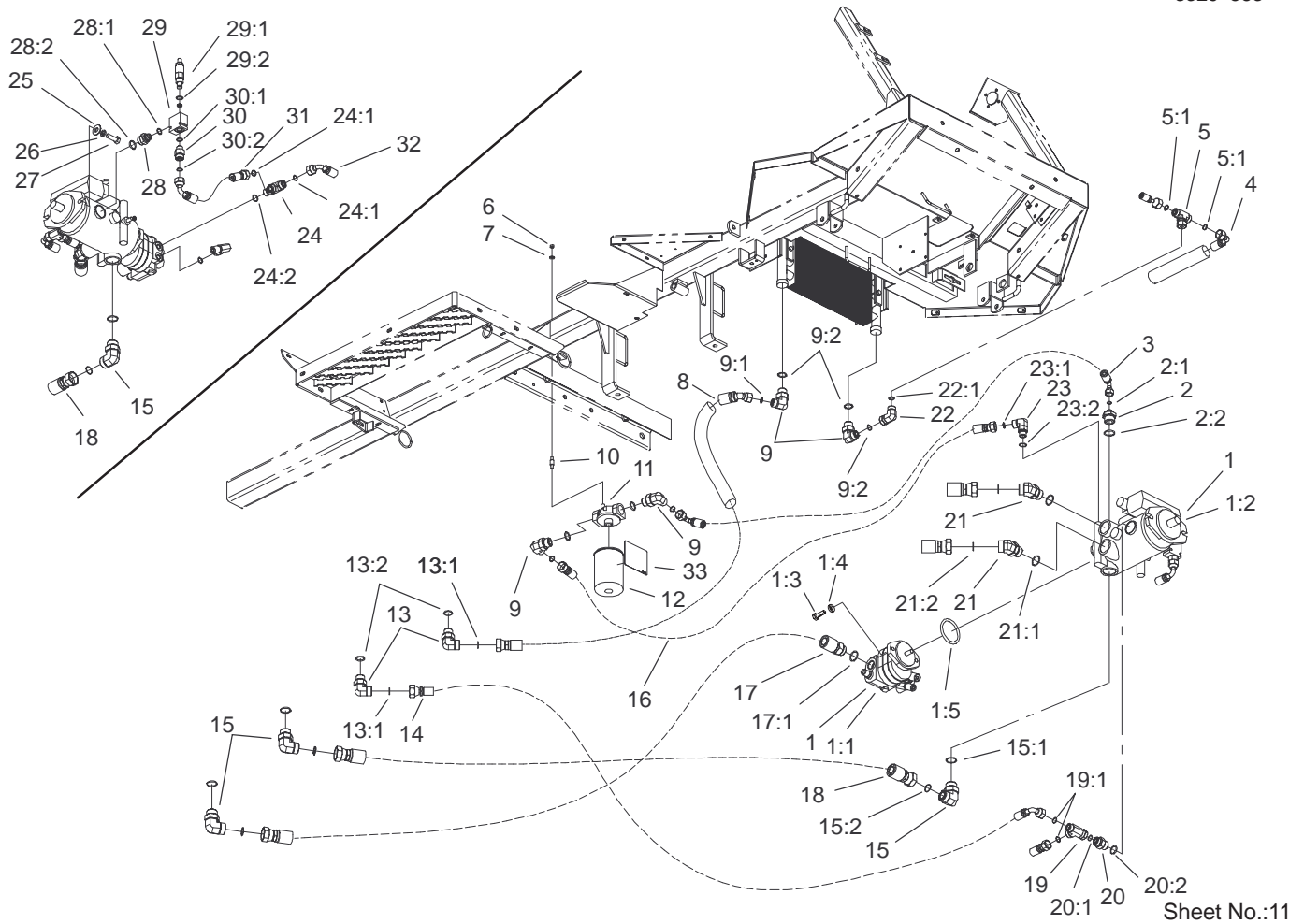


Sheet No.:A8

Dash Panel Assembly No. 104-9105

Ref. No.	Part No.	Qty.	Description
2	41176	1	Decal-Ignition, Switch
3	65-3090	1	Decal-Instruction
4	94-7171	1	Decal-Headlight
5	94-7172	1	Decal-Instruction, Parking Brake
6	104-9129	1	Decal-Traction Pedal
7	95-2136	1	Decal

Ref. No.	Part No.	Qty.	Description

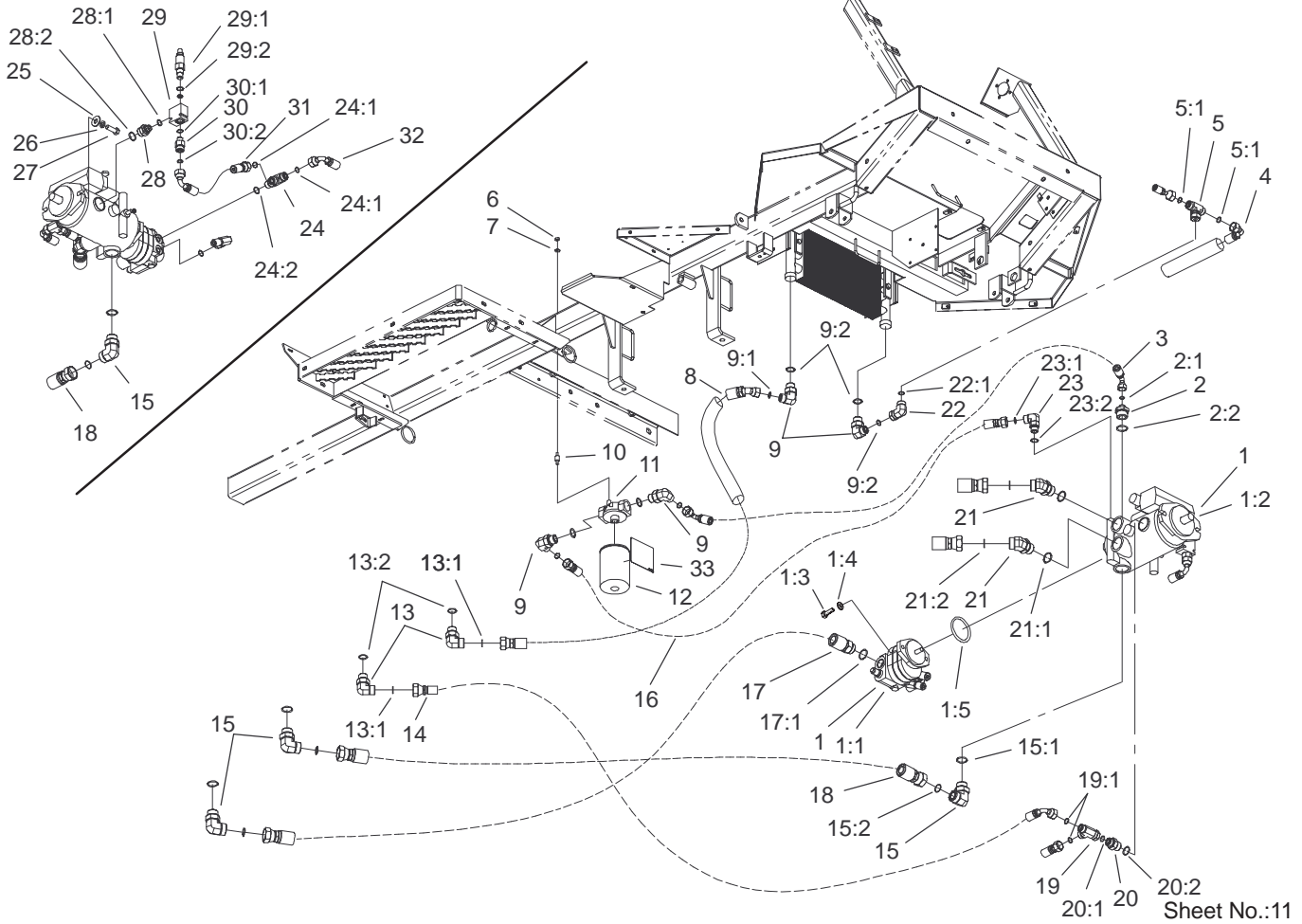


Hydraulic Pump Assembly

Ref. No.	Part No.	Qty.	Description
1	93-6490	1	Pump ASM
1:1	93-6492	1	Gear Pump ASM
1:2	93-6491	1	Piston Pump ASM
1:3	323-7	2	Screw-HH
1:4	60-3540	2	Washer
1:5	60-3520	1	O-Ring
2	104-9178	1	Fitting-Straight
2:1	237-30	1	O-Ring
2:2	237-146	1	O-Ring
3	104-9191	1	Hose ASM
4	104-9184	1	Hose ASM
5	340-167	1	Fitting-HYD, Tee
5:1	237-65	2	O-Ring
6	3217-5	2	Nut-Hex
7	3256-22	2	Washer-Flat
8	104-9189	1	Hose ASM
9	340-139	4	Fitting-HYD, 90°
9:1	237-81	1	O-Ring
9:2	237-65	1	O-Ring
10	94-7188	2	Mount-Isolation, Filter
11	92-5821	1	Filter Head ASM
12	86-3010	2	Filter-Oil
13	340-142	2	Fitting-HYD, 90°
13:1	237-58	1	O-Ring
13:2	237-81	1	O-Ring
14	104-9199	1	Hose ASM

Ref. No.	Part No.	Qty.	Description
15	340-129	3	Fitting-HYD, 90°
15:1	237-146	1	O-Ring
15:2	340-65	1	O-Ring
16	104-9192	1	Hose ASM
17	104-9194	1	Hose ASM
17:1	237-146	1	O-Ring
18	104-9190	1	Hose ASM
19	340-147	1	Fitting-HYD, Tee
19:1	237-65	2	O-Ring
20	340-8	1	Adapter
20:1	237-65	1	O-Ring
20:2	237-81	1	O-Ring
21	104-3509	2	Fitting-HYD, 45°
21:1	237-146	1	O-Ring
21:2	340-65	1	O-Ring
22	340-160	1	Fitting-HYD, 90°
22:1	237-65	1	O-Ring
23	340-17	1	Fitting-HYD, 90°
23:1	237-65	1	O-Ring
23:2	237-80	1	O-Ring
24	340-22	1	Adapter
24:1	237-65	2	O-Ring
24:2	237-80	1	O-Ring
25	3256-6	2	Washer-Flat
26	3253-7	2	Washer-Lock
27	325-6	2	Screw-HH

3329-583

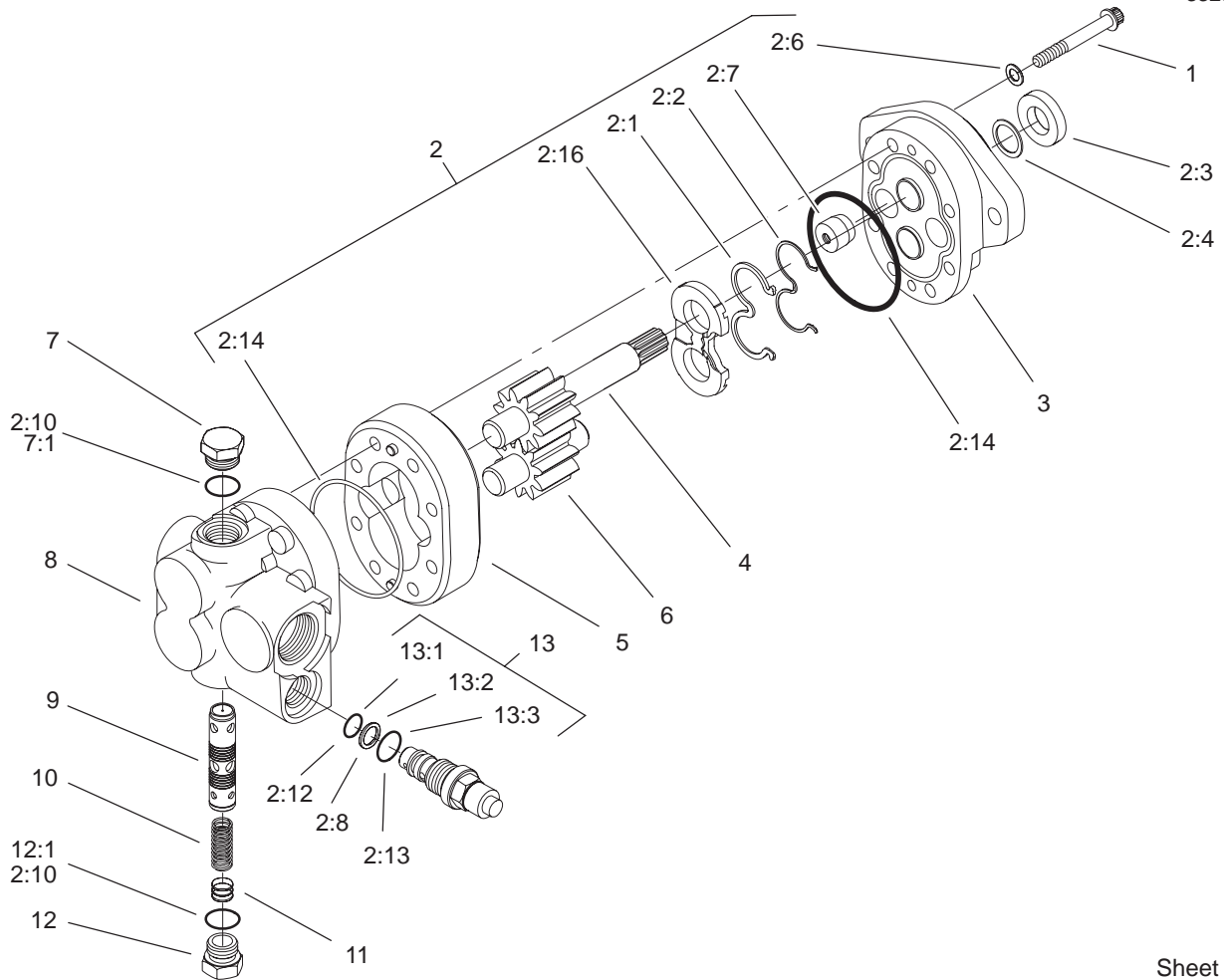


Sheet No.:11

Hydraulic Pump Assembly (Continued)

Ref. No.	Part No.	Qty.	Description
28	104-9168	1	Adapter
28:1	237-79	1	O-Ring
28:2	237-81	1	O-Ring
29	94-7012	1	Valve-Relief
29:1	94-8763	1	Cartridge
29:2	94-8764	1	Seal Kit
30	340-155	1	Fitting-HYD
30:1	237-79	1	O-Ring
30:2	237-151	1	O-Ring
31	104-9198	1	Hose ASM
32	104-9180	1	Hose ASM
33	106-4970	1	Decal-Element

Ref. No.	Part No.	Qty.	Description



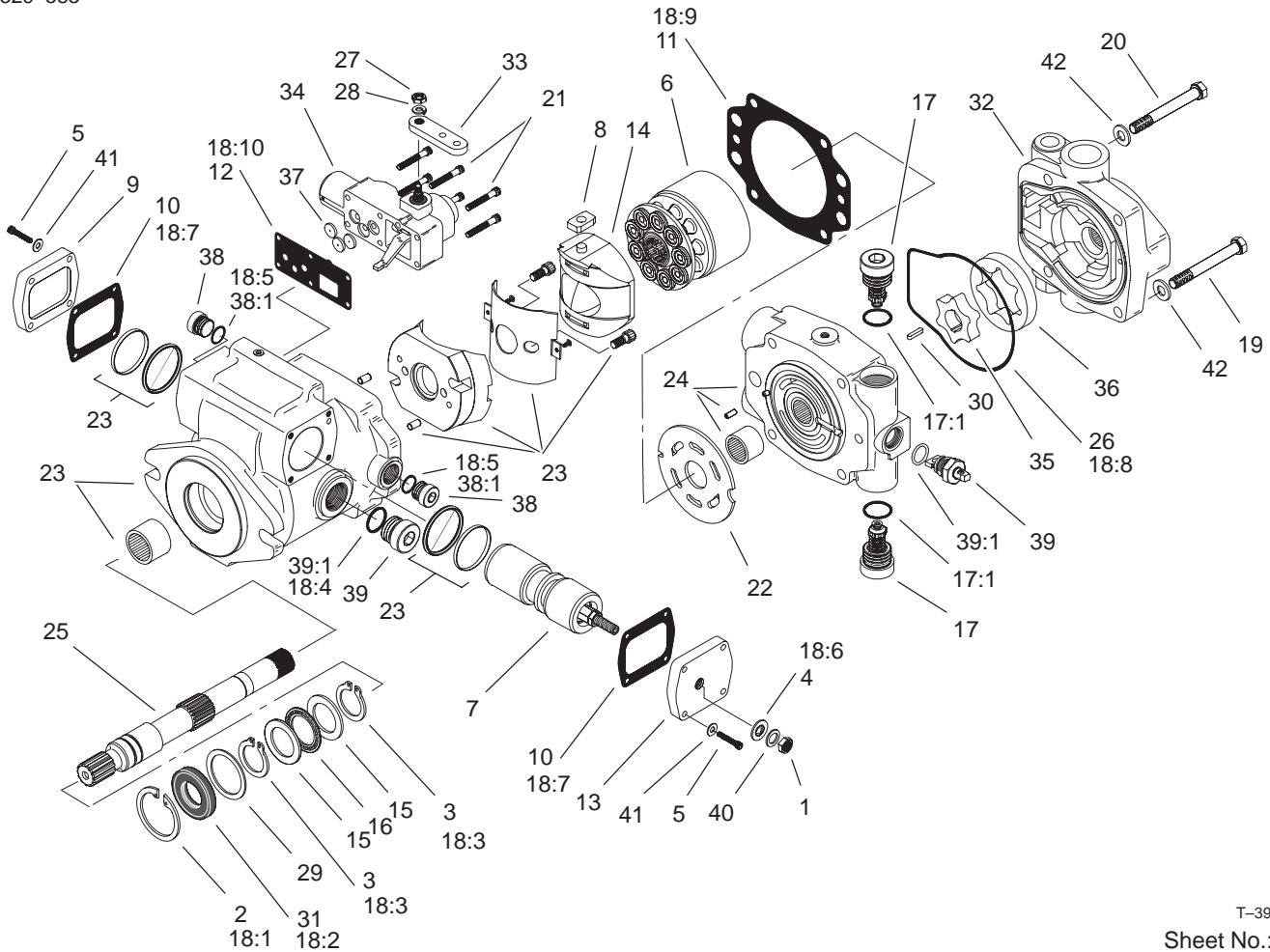
T-3963
Sheet No.:A9

Gear Pump Assembly No. 93-6492

Ref. No.	Part No.	Qty.	Description
1	74-9370	8	Capscrew
2	99-8594	1	Seal Kit
2:1	95-4367	1	Gasket
2:2	95-4369	1	Seal
2:3	49-2640	1	Seal-Shaft
2:4	60-5890	1	Washer
2:6	94-8160	4	Washer
2:7	94-3011	1	Plug
2:8	92-9256	1	Washer-Backup
☆2:9		1	O-Ring
2:10	60-5720	2	O-Ring
☆2:11		1	O-Ring
2:12	92-9255	1	O-Ring
2:13	92-9254	1	O-Ring
2:14	56-6710	2	O-Ring
2:16	95-4368	1	Plate-Wear
3	95-4362	1	Plate-Front
☆4		1	Gear-Drive
☆5		1	Body
☆6		1	Gear-Idler
7	60-5860	1	Plug
7:1	60-5720	1	O-Ring
8	93-6377	1	Backplate ASM
9	93-6420	1	Spool
10	88-3770	1	Spring
11	60-5730	1	Disc

Ref. No.	Part No.	Qty.	Description
12	60-5710	1	Plug
12:1	60-5720	1	O-Ring
13	74-9000	1	Relief Valve ASM
13:1	92-9255	1	O-Ring
13:2	92-9256	1	Washer-Backup
13:3	92-9254	1	O-Ring

☆ Not serviced separately



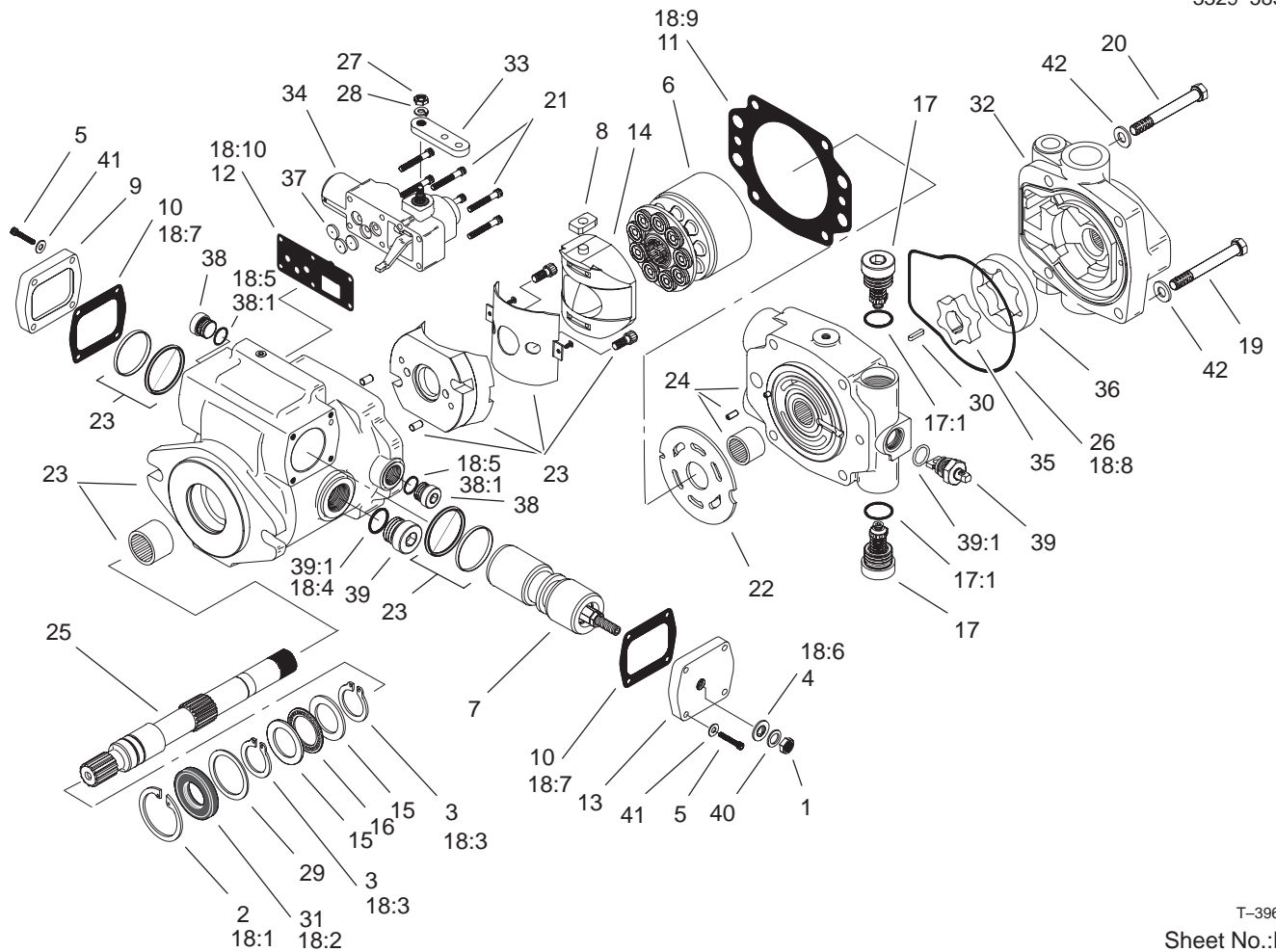
T-3964
Sheet No.:B1

Piston Pump Assembly No. 93-6491

Ref. No.	Part No.	Qty.	Description
1	3220-3	1	Nut-Jam
2	60-6260	1	Ring
3	76-7000	2	Ring-Retaining
4	94-3027	1	Washer-Seal
5	93-6337	8	Screw
6	93-6322	1	Rotating Kit
7	105-2856	1	Servo Piston ASM
8	94-3032	1	Follower-Piston
9	94-3033	1	Plate-Cover
10	93-6339	2	Gasket
11	105-2900	1	Gasket-Housing
12	105-2901	1	Gasket-Control Housing
13	105-9853	1	Plate-Cover
14	94-3026	1	Camplate ASM
15	76-6950	2	Race-Thrust
16	76-6960	1	Bearing-Thrust
17	105-2946	2	Relief Valve ASM
☆17:1		1	O-Ring
18	105-3349	1	Seal Kit
18:1	60-6260	1	Ring
18:2	105-3331	1	Seal-Shaft
18:3	76-7000	2	Ring-Retaining
☆18:4		1	O-Ring
☆18:5		1	O-Ring
18:6	94-3027	1	Washer-Seal

Ref. No.	Part No.	Qty.	Description
18:7	93-6339	2	Gasket
18:8	05-2905	1	O Ring-Molded
18:9	105-2900	1	Gasket-Housing
18:10	105-2901	1	Gasket-Control Housing
19	323-15	2	Screw-HH
20	323-16	2	Screw-HH
21	93-6324	6	Screw
22	93-6370	1	Plate-Valve
☆23		1	Housing/Eaton
24	105-2904	1	Backplate
25	93-6344	1	Driveshaft
26	105-2905	1	O Ring-Molded
27	3217-5	1	Nut-Hex
28	3253-3	1	Washer-Lock
29	94-3007	1	Washer
30	93-6375	1	Key
31	105-3331	1	Seal-Shaft
32	95-2110	1	Adaptor ASM
33	105-2862	1	Arm-Control
34	93-6306	1	Control ASM
35	93-6365	1	Geroter-Inner
36	93-6364	1	Geroter-Outer
37	94-3041	3	Orifice-Control
38	74-9280	2	Plug ASM
☆38:1		1	O-Ring

☆ Not serviced separately



T-3964
Sheet No.:B1

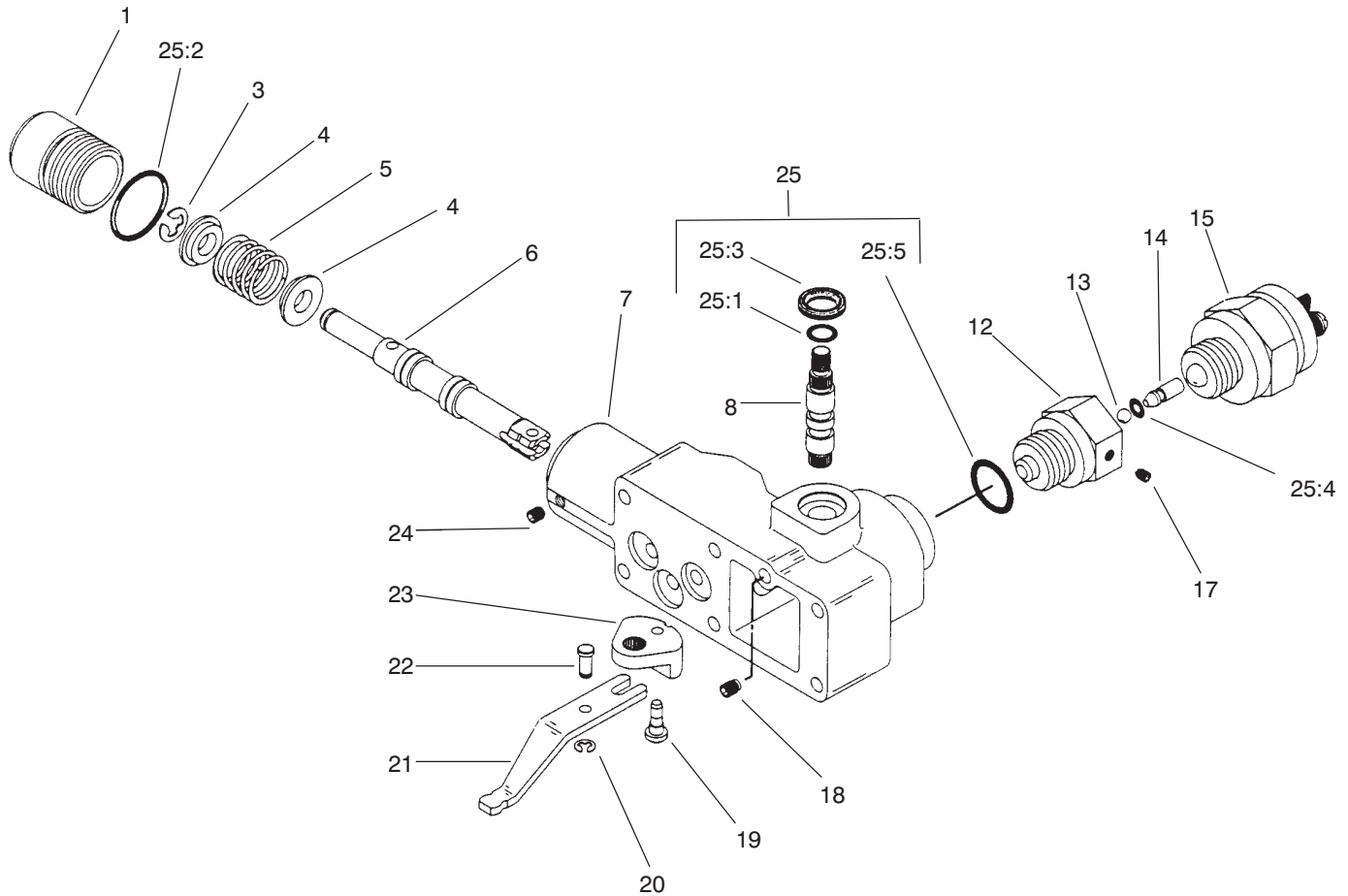
Piston Pump Assembly No. 93-6491 (Continued)

Ref. No.	Part No.	Qty.	Description
39	105-2913	1	Valve-Bypass
☆39:1		1	O-Ring
40	94-3030	1	Washer
41	93-6336	8	Washer
42	3256-24	4	Washer-Flat

Ref. No.	Part No.	Qty.	Description

☆ Not serviced separately

3329-583

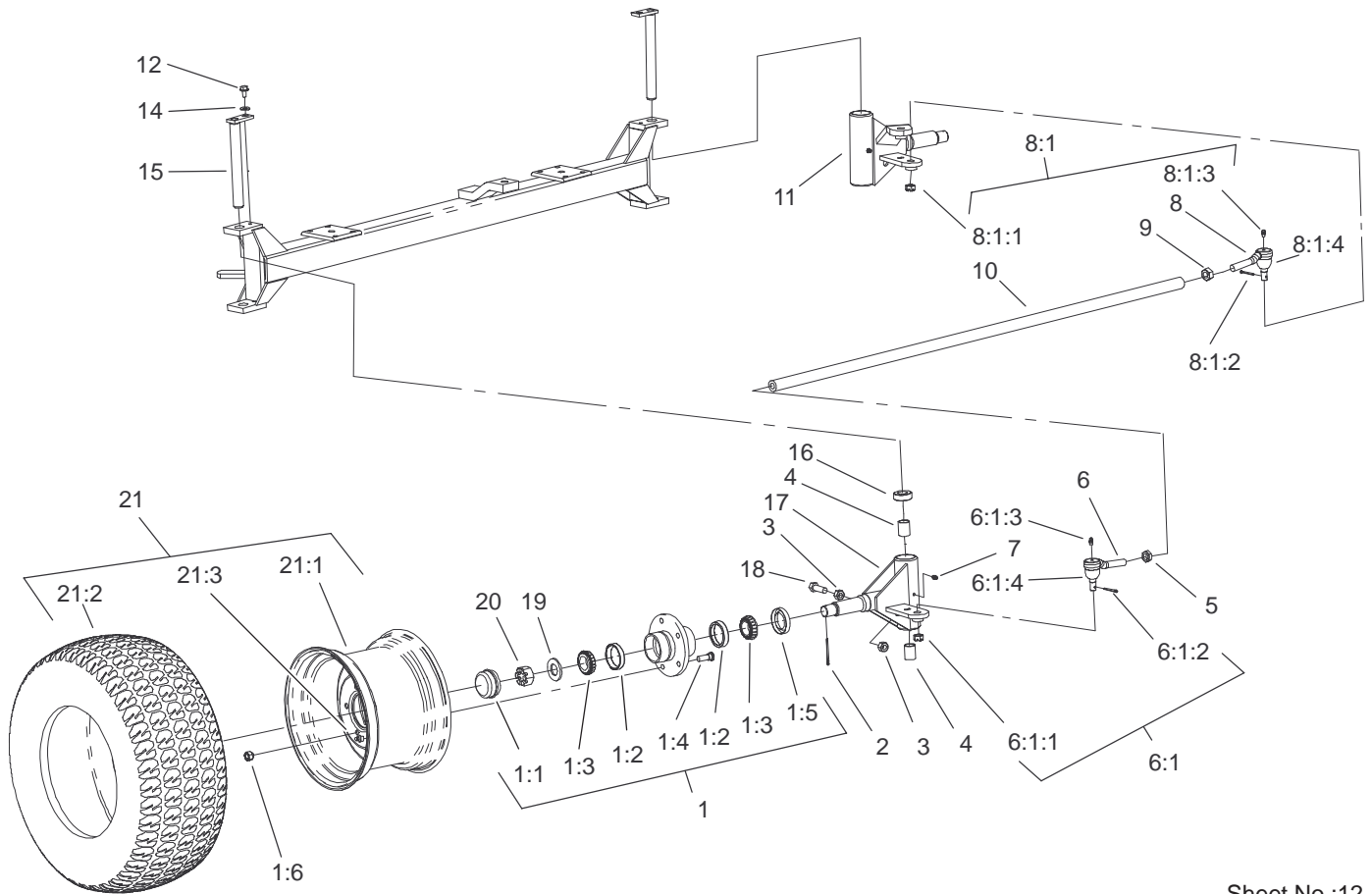
T-2119
Sheet No.:B2

Control Assembly No. 93-6306

Ref. No.	Part No.	Qty.	Description
☆1		1	Plug
☆3		1	Ring-Retaining
☆4		2	Retainer-Spring
☆5		1	Spring
☆6		1	Valve-Spool
☆7		1	Housing-Control
☆8		1	Shaft-Input
☆12		1	Adaptor
☆13		1	Ball
☆14		1	Pin
15	94-3043	1	Switch-Safety, Neutral
☆17		1	Screw-Set
☆18		1	Screw-Set
☆19		1	Pin
☆20		1	Ring-Retaining
☆21		1	Link
☆22		1	Pin-Dowel
☆23		1	Crank-Bell
☆24		1	Screw-Set
25	94-3044	1	Seal Kit
☆25:1		1	O-Ring
☆25:2		1	O-Ring
☆25:3		1	Seal-Wiper
☆25:4		1	O-Ring
☆25:5		1	O-Ring

Ref. No.	Part No.	Qty.	Description

☆ Not serviced separately



Sheet No.:12

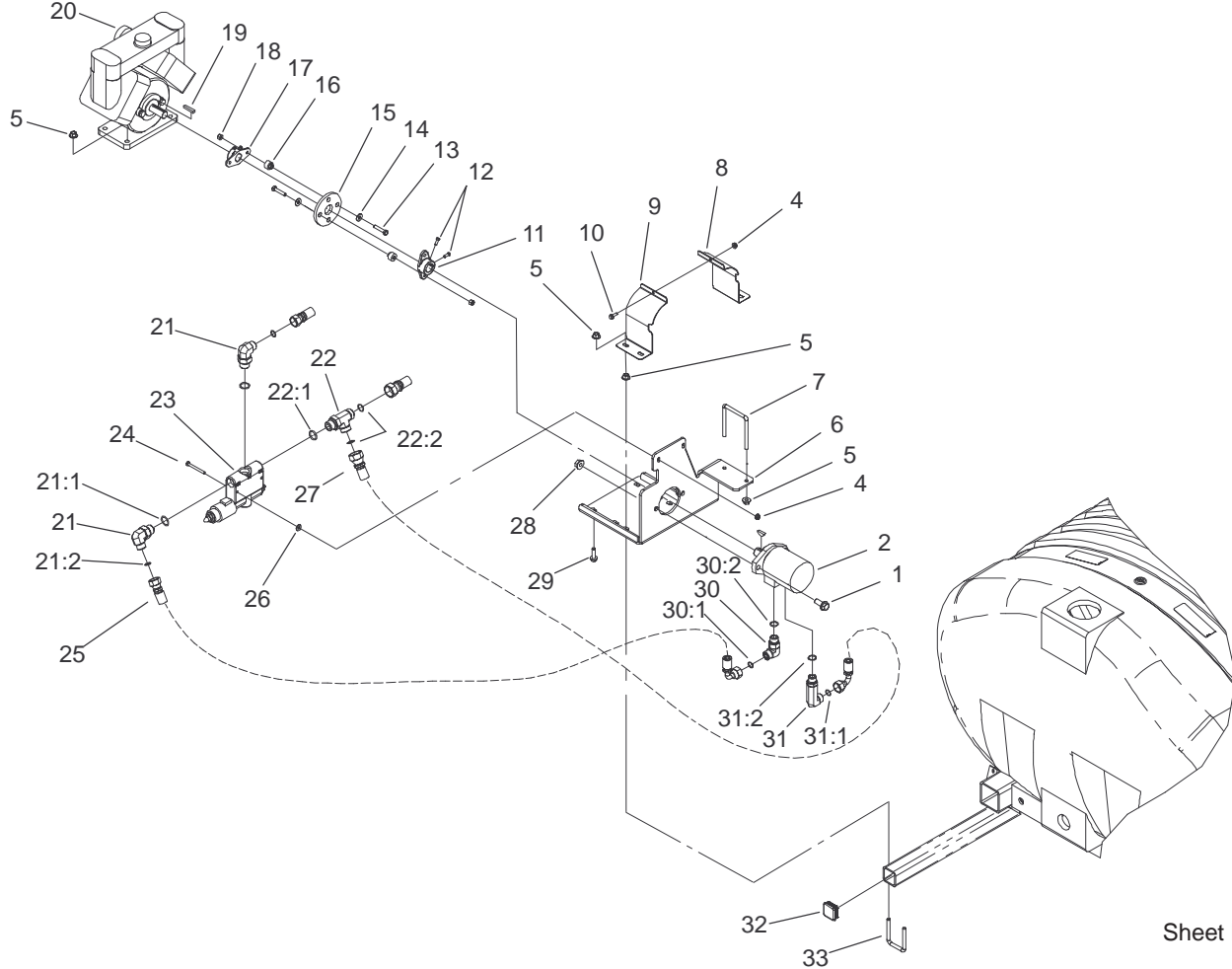
Front Wheel Assembly

Ref. No.	Part No.	Qty.	Description
1	94-7148	2	Hub ASM
1:1	94-7282	1	Cap-Dust
1:2	254-61	2	Bearing-Cup
1:3	94-7283	2	Bearing-Cone
1:4	95-9383	5	Stud
1:5	94-7285	2	Seal
1:6	242-35	5	Nut-Wheel
2	3272-15	2	Pin-Cotter
3	3217-9	4	Nut-Hex
4	93-6586	4	Bushing
5	3220-11	1	Nut-Jam
6	87-1480	1	RH Tie Rod End ASM
6:1	87-5340	1	Tie Rod Seal Kit
6:1:1	32136-3	1	Nut
6:1:2	3272-12	1	Pin-Cotter
6:1:3	302-5	1	Fitting-Grease
☆6:1:4		1	Seal
7	302-5	2	Fitting-Grease
8	87-1470	1	LH Tie Rod End ASM
8:1	87-5340	1	Tie Rod Seal Kit
8:1:1	32136-3	1	Nut
8:1:2	3272-12	1	Pin-Cotter
8:1:3	302-5	1	Fitting-Grease
☆8:1:4		1	Seal
9	3218-21	1	Nut-Jam
10	93-6588	1	Rod-Steering

Ref. No.	Part No.	Qty.	Description
11	93-6577-03	1	LH Spindle ASM
12	32144-14	2	Screw-HWH
14	3256-3	2	Washer-Flat
15	93-6584	2	King Pin ASM
16	93-6587	2	Bearing
17	93-6582-03	1	RH Spindle ASM
18	325-6	2	Screw-HH
19	3256-62	2	Washer-Flat
20	32136-11	2	Nut-Hex, Slot
☆21		2	Tire And Wheel ASM
21:1	41169	1	Wheel
21:2	42330	1	Tire
21:3	232-27	1	Stem-Valve

☆ Not serviced separately

3329-583

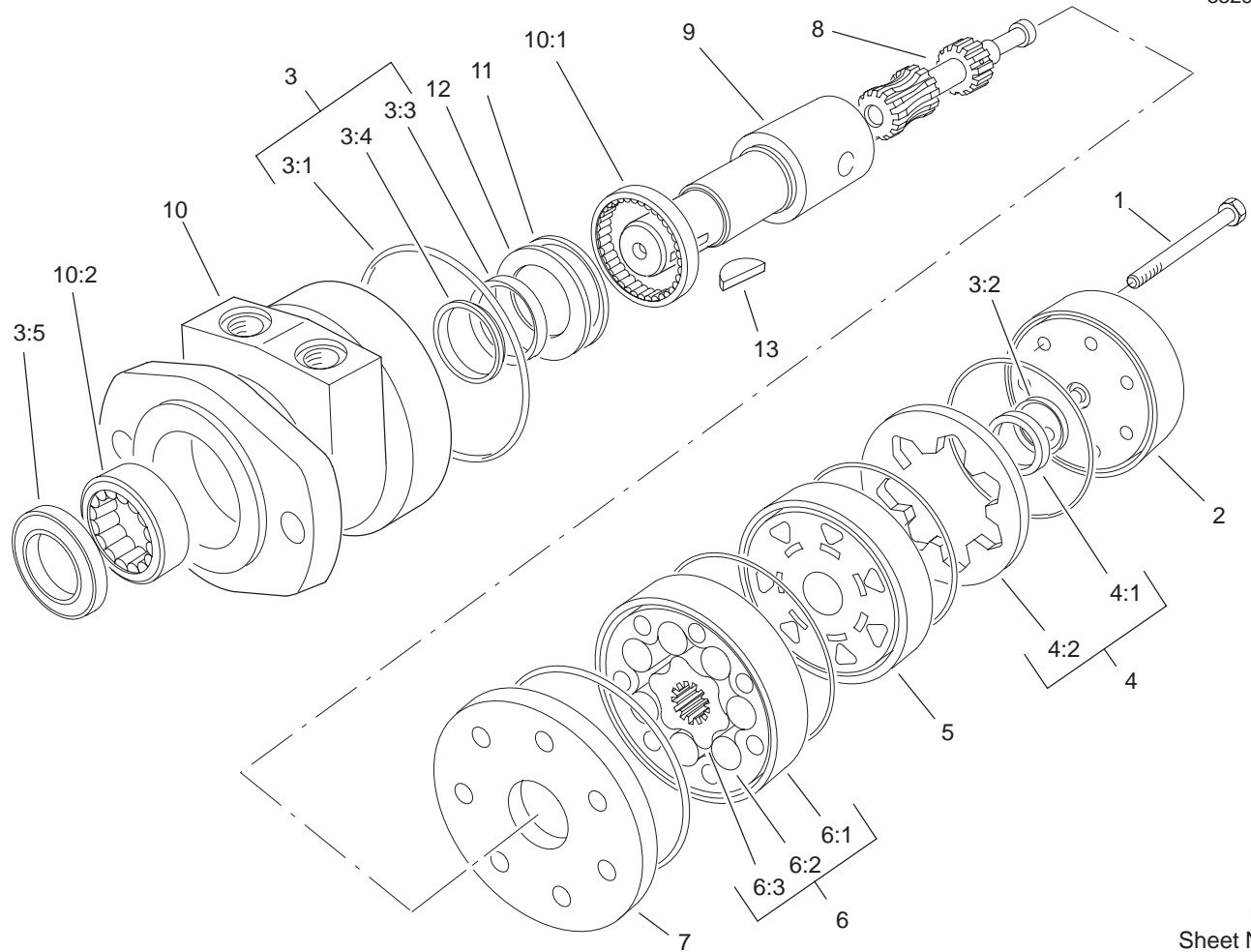


Sheet No.:13

Pump Drive Assembly

Ref. No.	Part No.	Qty.	Description
1	3234-32	2	Screw-HHF
2	104-9099	1	Pump-Spray, Motor
4	32128-33	3	Nut-HF
5	32128-43	14	Nut-Flange
6	106-1219-03	1	Pump Bracket ASM
7	100-7067	1	U-Bolt
8	104-9080-03	1	Plate-Guard, Front
9	104-9081-03	1	Plate-Guard, Rear
10	3234-4	1	Screw-HHF
11	27-1960	1	Hub-Engine
12	3241-5	4	Screw-Set
13	322-8	4	Screw-HH
14	3256-3	4	Washer-Flat
15	100-8471	1	Coupling-Rubber
16	27-6590	4	Spacer-Coupling, Rubber
17	93-2589	1	Hub-Pump
18	3296-29	4	Nut-Lock, NI
19	67-7490	1	Key-Square
20	106-5121	1	Pump
21	340-139	2	Fitting-HYD, 90°
21:1	237-81	1	O-Ring
21:2	237-65	1	O-Ring
22	340-148	1	Fitting-Tee
22:1	237-81	1	O-Ring
22:2	237-58	2	O-Ring

Ref. No.	Part No.	Qty.	Description
23	104-9110	1	Valve-Pwm
24	321-15	2	Screw-HH
25	104-9181	1	Hose ASM
26	3256-2	2	Washer-Flat
27	104-9179	1	Hose ASM
28	32128-49	2	Nut-HHF
29	3234-24	4	Screw-HHF
30	340-17	1	Fitting-HYD, 90°
30:1	237-65	1	O-Ring
30:2	237-80	1	O-Ring
31	104-9074	1	Fitting-Elbow, 90°
31:1	237-65	1	O-Ring
31:2	237-80	1	O-Ring
32	95-9495	1	Cap
33	104-9082	2	"u" Bolt

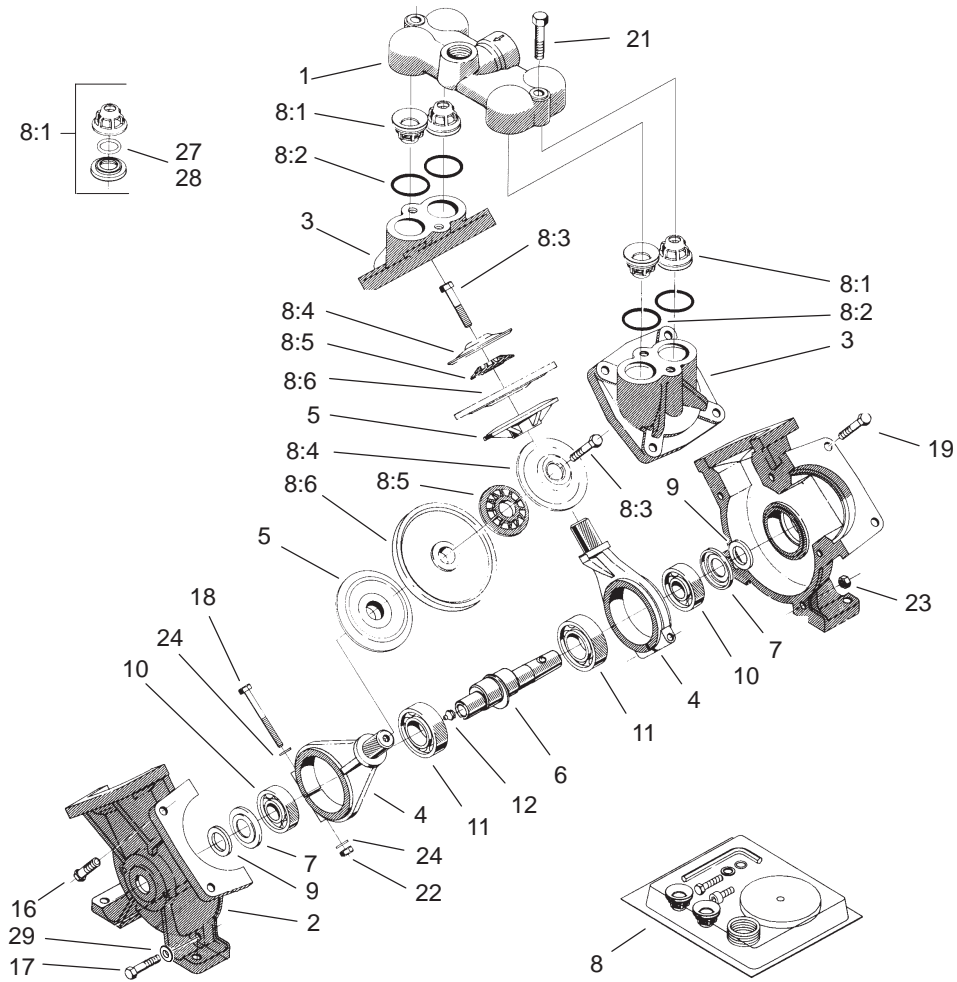


T-3965
Sheet No.:B3

Spray Pump Assembly No. 104-9099

Ref. No.	Part No.	Qty.	Description	Ref. No.	Part No.	Qty.	Description
2	106-1980	1	Component Accumulation Chart				
1	322-33	5	Screw-HH				
2	106-1981	1	Cover-End				
3	106-1989	1	Seal Kit				
☆3:1		6	Seal-Ring				
☆3:2		1	Seal-Commutator				
☆3:3		1	Seal-Inner				
☆3:4		1	Washer-Backup				
☆3:5		1	Seal-Dirt & Water				
4	106-1982	1	Commutator ASM				
☆4:1		1	Commutator				
☆4:2		1	Ring-Commutator				
5	106-1983	1	Manifold				
☆6		1	Rotor Set				
7	106-1985	1	Plate-Wear				
☆8		1	Link-Drive				
☆9		1	Shaft-Coupling				
☆10		1	Housing ASM				
☆11		1	Bearing-Thrust				
☆12		1	Washer-Thrust				
13	106-1990	1	Key-Woodruff				

☆ Not serviced separately

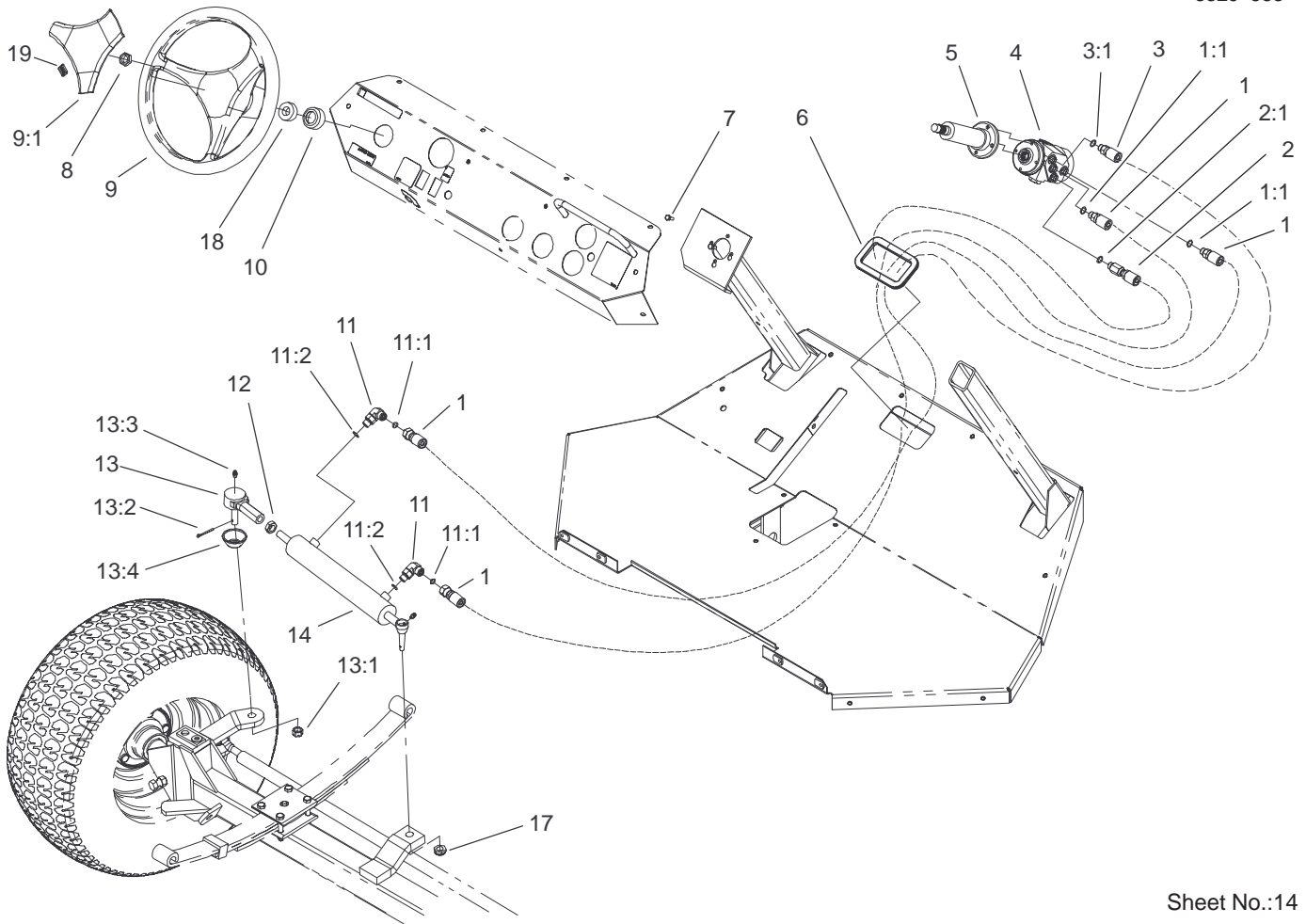


T-3951
Sheet No.:B4

Pump Assembly No. 106-5121

Ref. No.	Part No.	Qty.	Description
1	106-5139	1	Cover-Valve
2	106-5140	2	Housing-Pump
3	106-5141	2	Cover-Diaphragm
4	106-5142	2	Rod-Connecting
5	100-8314	2	Disc-Back, Diaphragm
6	104-9052	1	Crankshaft-Keyed
7	100-8325	2	Plate-Dust
8	106-5150	1	Repair Kit
8:1	100-8307	4	Valve
8:2	100-6652	4	Gasket
8:3	106-5147	2	Bolt
8:4	100-8311	2	Washer
8:5	100-8312	2	Washer-Nylon
8:6	100-8313	2	Diaphragm
9	99-0868	2	Felt-Seal
10	100-8327	2	Bearing-Ball
11	100-8329	2	Bearing-Ball
12	99-0873	1	Fitting-Grease
16	106-5143	3	Bolt
17	106-5144	2	Bolt
18	106-5145	2	Bolt
19	106-5146	8	Bolt
21	106-5148	2	Bolt
22	100-8326	2	Nut-Hex
23	106-5149	5	Nut
24	100-8316	4	Washer-Lock

Ref. No.	Part No.	Qty.	Description
27	100-8336	4	O-Ring
28	106-5138	4	O-Ring
29	106-5137	2	Washer

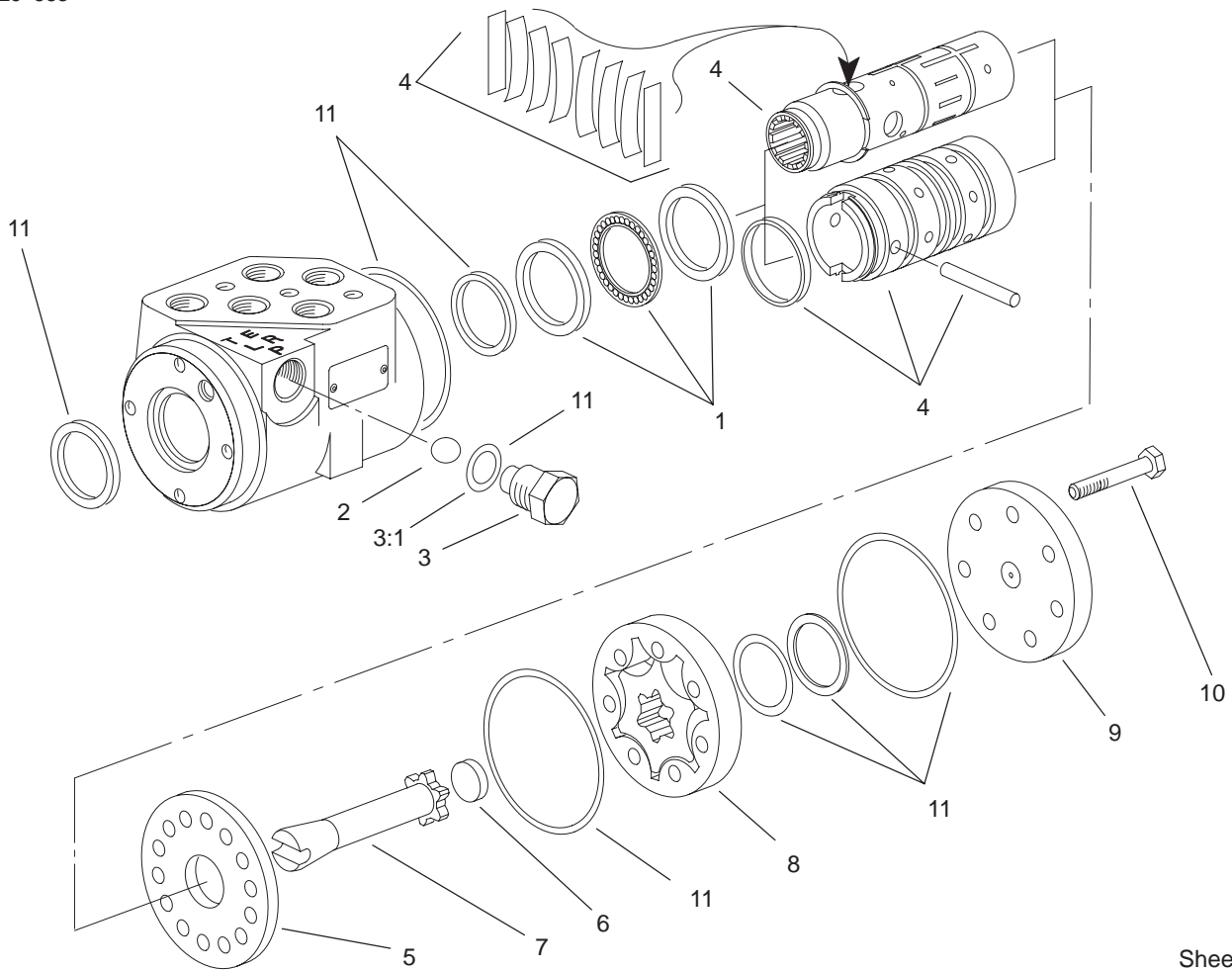


Sheet No.:14

Steering Assembly

Ref. No.	Part No.	Qty.	Description
1	104-9188	2	Hose ASM
1:1	237-42	1	O-Ring
2	104-9185	1	Hose ASM
2:1	237-42	1	O-Ring
2:2	237-79	1	O-Ring
2:3	106-4916	1	Fitting-Hose, Straight
2:3:1	237-42	1	O-Ring
3	104-9186	1	Hose ASM
3:1	237-42	1	O-Ring
4	92-3502	1	Steering Control ASM
5	94-8792	1	Column-Steering
6	95-2193	1	Trim
7	33113-016	4	Screw-HH
8	92-3513	1	Nut
9	98-1471	1	Wheel-Steering
9:1	98-1468	1	Cover-Wheel, Steering
10	93-5439	1	Seal-Steering
11	340-77	2	Fitting-HYD, 90°
11:1	237-22	1	O-Ring
11:2	237-42	1	O-Ring
12	3220-11	1	Nut-Jam
13	93-6509	1	Tie Rod End ASM
13:1	32136-3	1	Nut
13:2	3272-12	1	Pin-Cotter
13:3	302-5	1	Fitting-Grease

Ref. No.	Part No.	Qty.	Description
13:4	106-4901	1	Seal-Rod End
14	93-6510	1	Cylinder
17	3296-57	1	Nut-Lock, NI
18	21-9260	1	Cover-Dust
19	98-1459	1	Decal



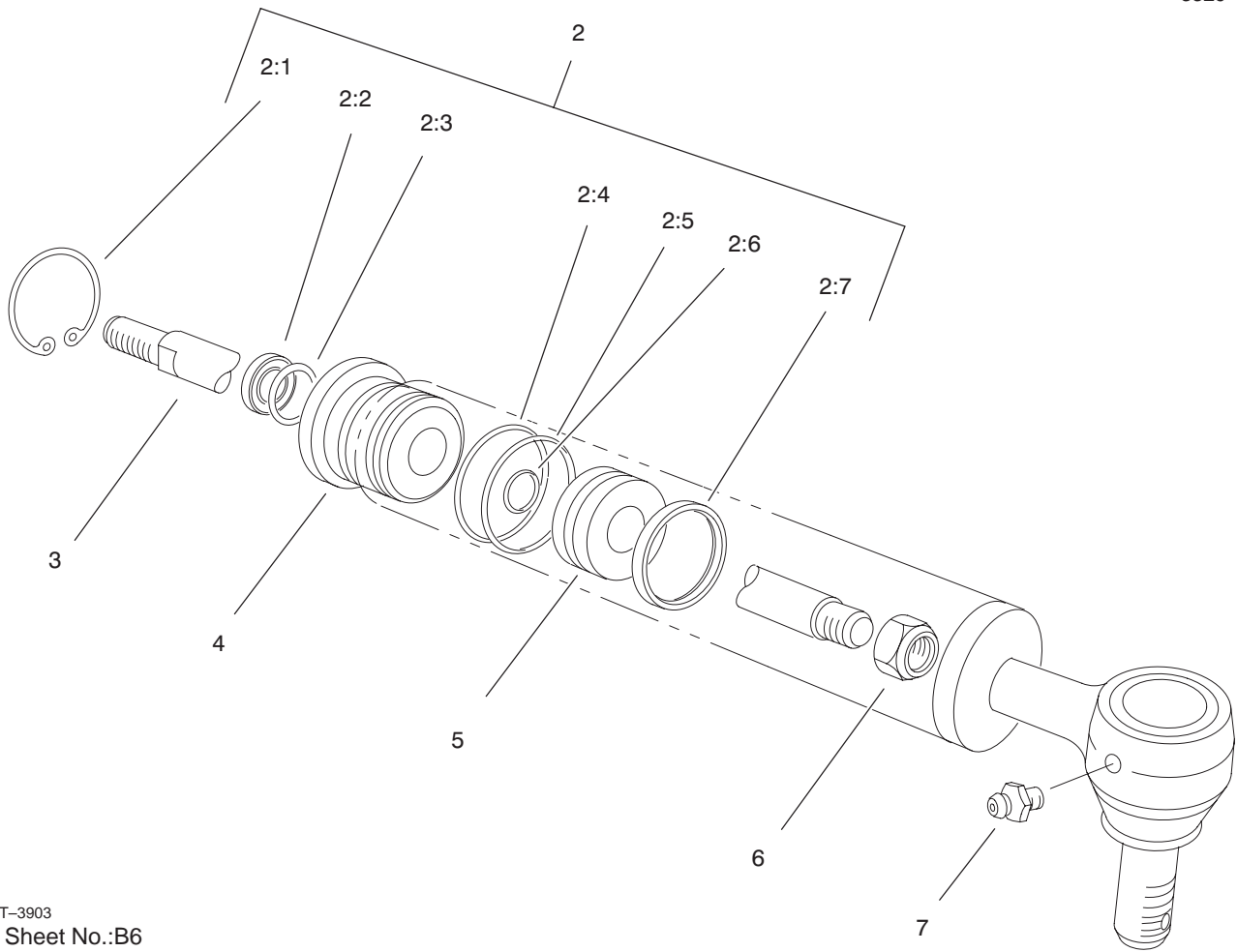
T-3949
Sheet No.:B5

Steering Control Assembly No. 92-3502

Ref. No.	Part No.	Qty.	Description
1	92-3839	1	Bearing Kit
2	92-3842	1	Ball
3	92-3841	1	Plug/O-Ring
☆3:1		1	O-Ring
4	94-4095	1	Centering Spring Kit
5	92-3843	1	Plate-Wear
6	92-3845	1	Spacer
7	92-3844	1	Drive
8	92-3846	1	Gerotor
9	92-3847	1	Cap-End
10	92-3848	7	Capscrew
11	92-3849	1	Seal Kit

Ref. No.	Part No.	Qty.	Description

☆ Not serviced separately



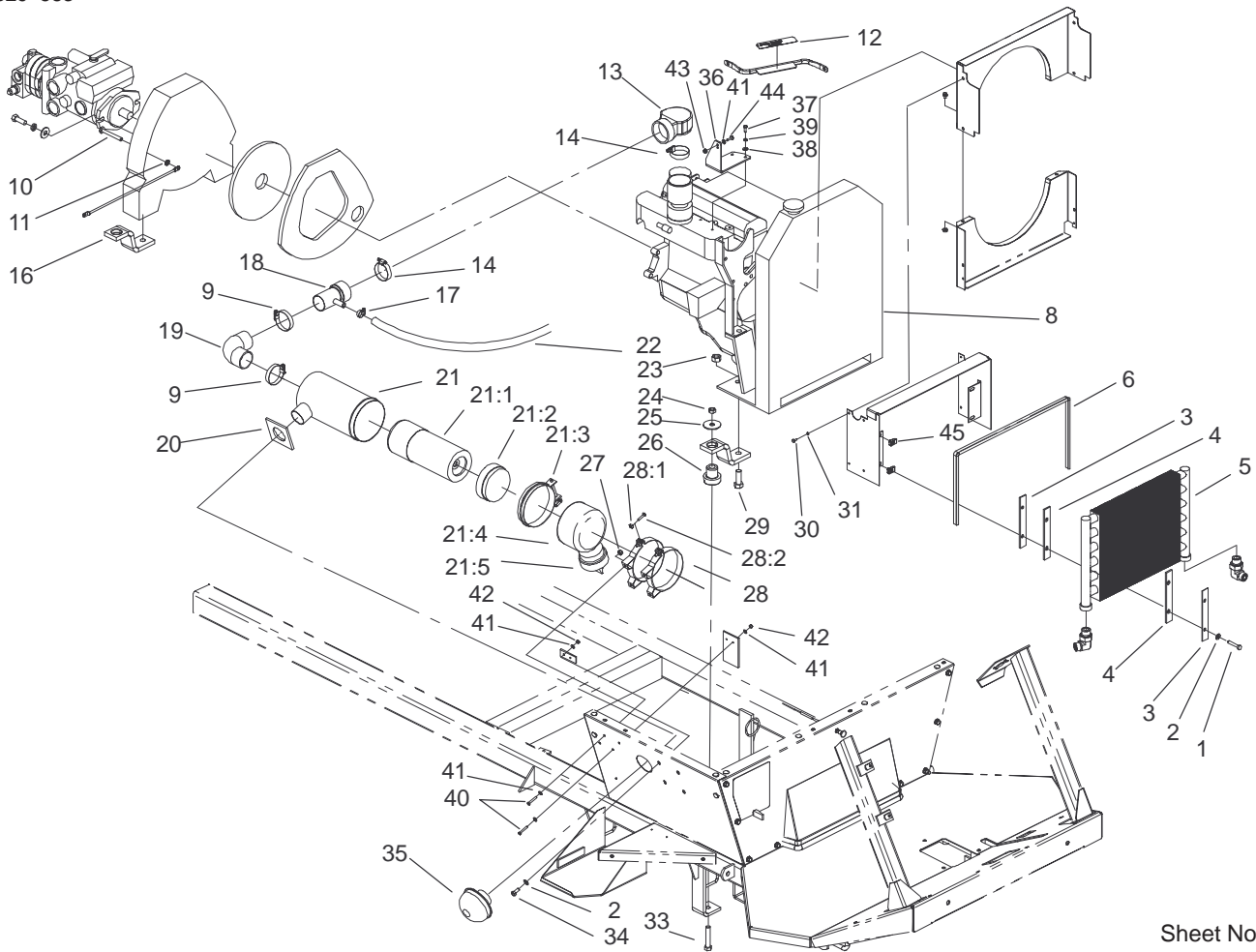
T-3903
Sheet No.:B6

Hydraulic Cylinder Assembly No. 93-6510

Ref. No.	Part No.	Qty.	Description
2	92-3992	1	Repair Kit
☆2:1		1	Ring-Retaining
☆2:2		1	Seal-Dust
☆2:3		1	Seal-Rod
☆2:4		1	Ring-Backup
☆2:5		1	O-Ring
☆2:6		1	O-Ring
☆2:7		1	Uniring
☆3		1	Shaft
☆4		1	Head
☆5		1	Piston
☆6		1	Nut
7	302-5	1	Fitting-Grease

Ref. No.	Part No.	Qty.	Description

☆ Not serviced separately



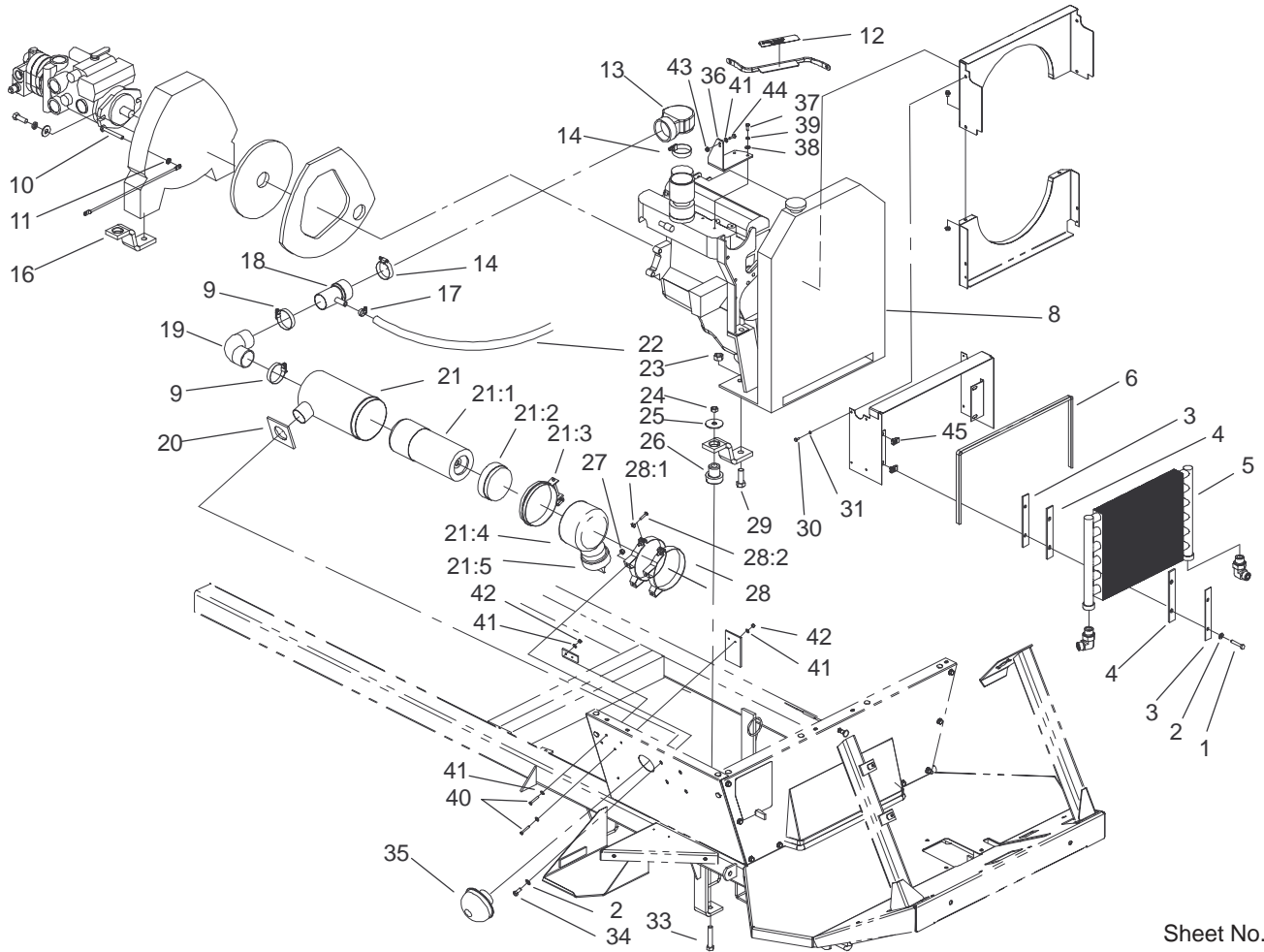
Sheet No.:15

Engine, Oil Cooler and Air Cleaner Assembly

Ref. No.	Part No.	Qty.	Description
1	322-9	4	Screw-HH
2	3256-23	8	Washer-Flat
3	42071	4	Strip-Armaflex
4	42070-03	4	Strip-Backing
5	94-7007	1	Oil Cooler ASM
6	42656	1	Trim-Shroud
☆8		1	Engine-Ford, 1.3 Liter (Vsg-4131-6007-Z)
9	2412-130	2	Clamp-Hose
10	33115-080	1	Screw-HH
11	3255-9	1	Washer-Lock, Ext
12	54-0890	1	Decal-Rotating
13	42621	1	Elbow -Carb, Inlet Reducer
14	2412-125	2	Clamp-Hose
16	94-7010-03	4	Bracket-Engine Mount
17	2412-119	2	Clamp-Worm
18	95-2169-03	1	Tube ASM
19	41908	1	Elbow-Hose
20	94-7280	1	Seal-Foam, Air Cleaner
21	41904	1	Air Cleaner ASM
21:1	106-4904	1	Element-Air Cleaner
21:2	27-7140	1	Skirt-Baffle
21:3	27-7130	1	Clamp ASM
21:4	106-4907	1	Cup-Air Cleaner

Ref. No.	Part No.	Qty.	Description
21:5	71-3570	1	Valve-Vacuator
22	95-2171	1	Hose
23	32153-15	4	Locknut
24	32153-5	4	Nut-Lock
25	41985	4	Special-Washer
26	41782	4	Mount-Motor
27	3217-6	4	Nut-Hex
28	27-7170	2	Mounting Band ASM
28:1	32107-11	2	Nut-Square
28:2	3258-19	2	Screw
29	327-5	4	Screw-HH
30	32144-87	9	Screw-Forming, Thread
31	3253-17	9	Washer-Lock/Sp
33	325-12	4	Screw-HH
34	322-3	4	Screw-HH
35	27-7180	1	Cap ASM
36	42653-03	1	Bracket-Throttle Cable
37	33113-016	2	Screw-HH
38	3256-22	2	Washer-Flat
39	3253-3	2	Washer-Lock
40	3290-360	5	Screw-HH
41	3256-14	11	Washer-Flat
42	3296-2	5	Nut-Lock
43	3290-148	3	Nut-HF

☆ Not serviced separately

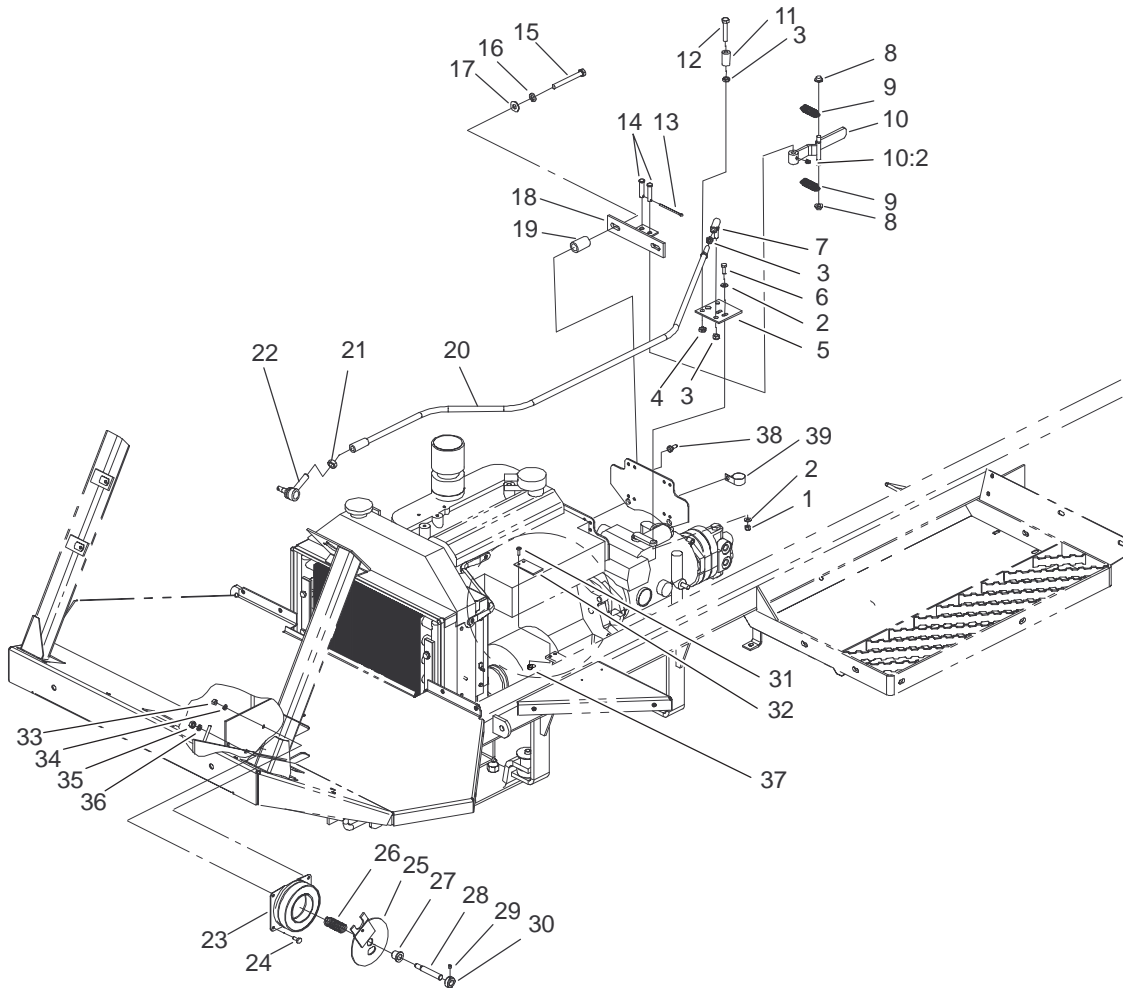


Sheet No.:15

Engine, Oil Cooler and Air Cleaner Assembly (Continued)

Ref. No.	Part No.	Qty.	Description
44	32105-13	1	Screw-SHH
45	94-2413	4	U-Nut

Ref. No.	Part No.	Qty.	Description

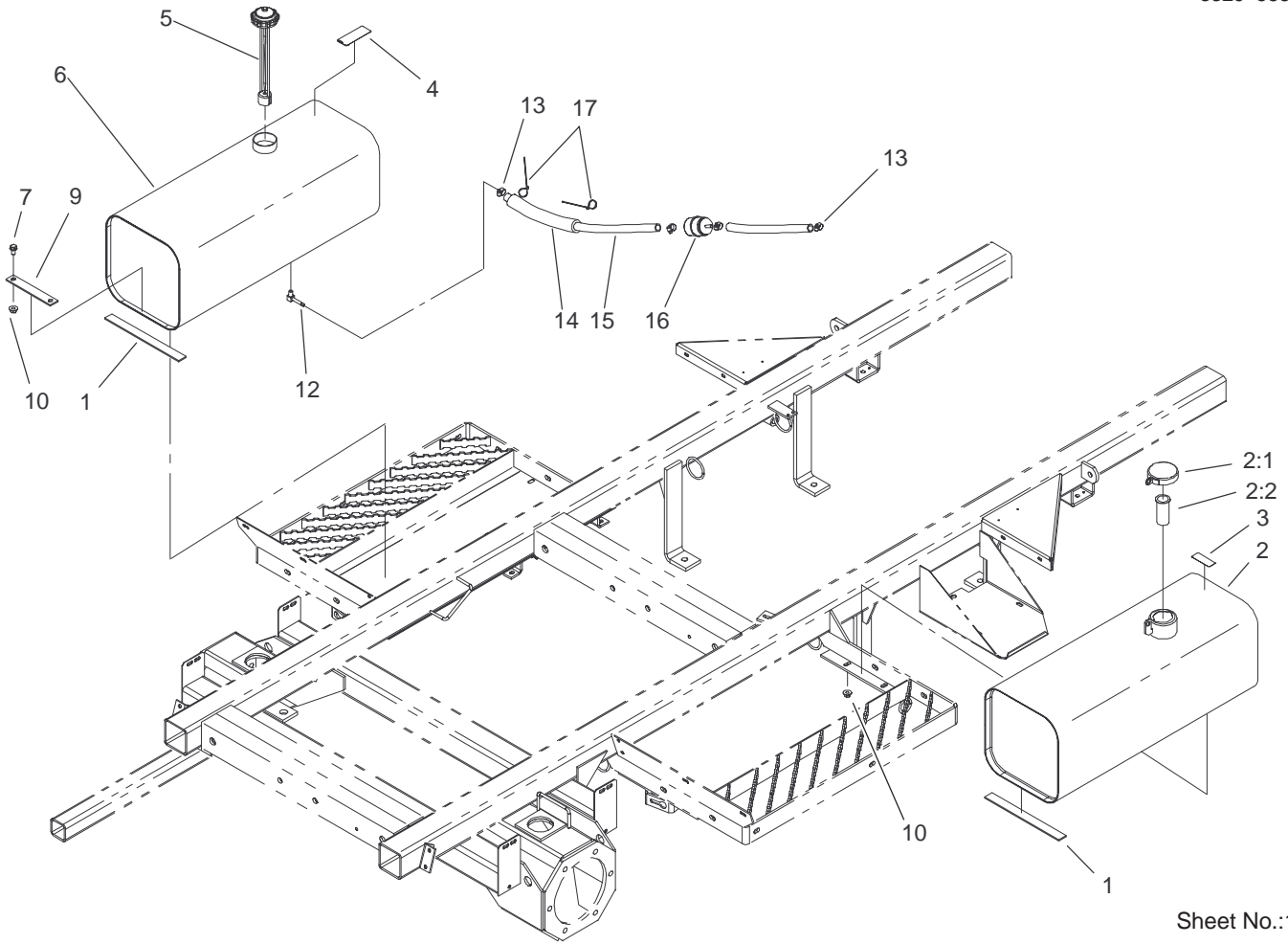


Sheet No.:16

Drive Linkage Assembly

Ref. No.	Part No.	Qty.	Description
1	32146-17	2	Nut-Lock
2	3256-22	4	Washer-Flat
3	3220-3	5	Nut-Jam
4	32153-11	1	Nut-Lock
5	92-0454-03	1	Plate-Control
6	321-5	2	Screw-HH
7	94-7572	1	End-RH Tie Rod
8	92-0465	4	Cap-Spring Retainer
9	92-0417	2	Spring-Ext
10	92-0460	2	Arm ASM
10:2	302-5	1	Fitting-Grease
11	92-0455	2	Bearing
12	3211-9	2	Screw-HH
13	3272-53	1	Pin-Cotter
14	283-15	2	Pin-Clevis
15	33115-090	2	Screw-HH
16	3253-6	2	Washer-Lock
17	3256-4	2	Washer-Flat
18	92-0457-03	1	Mounting Bracket ASM
19	92-0466	2	Tube-Spacer
20	94-7005-03	1	Control Linkage ASM
21	3220-5	1	Nut-Jam
22	21-0141	1	RH Ball Joint ASM
23	42-1720	1	Field Core Coil ASM
24	321-3	4	Screw-HH
25	43-6110-03	1	Plate-Clutch

Ref. No.	Part No.	Qty.	Description
26	43-6200	1	Spring-Compression
27	256-273	1	Bushing-Flange
28	69-9170	1	Shaft-Cruise
29	3245-32	1	Screw-HS
30	43-6320	1	Collar
31	3290-500	2	Screw-PPH
32	92-0453	1	Guide-Bearing
33	3217-5	4	Nut-Hex
34	3253-3	4	Washer-Lock
35	3217-7	1	Nut-Hex
36	3253-5	1	Washer-Lock
37	3290-148	2	Nut-HF
38	42618	11	Cap
39	2412-104	1	R-Clamp

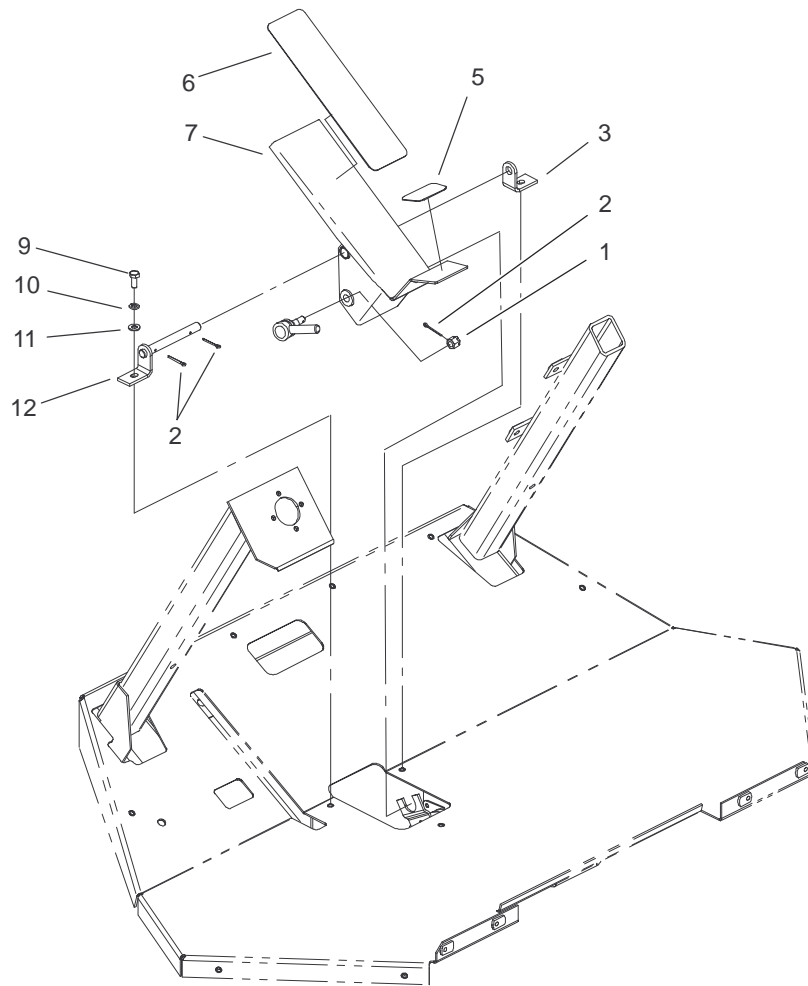


Sheet No.:17

Fuel and Hydraulic Tank Assembly

Ref. No.	Part No.	Qty.	Description
1	41995	4	Strip-Armaflex
2	104-9094	1	Tank-Hydraulic
2:1	42193	1	Cap-Tank
2:2	41779	1	Strainer-Tank
3	85-4730	1	Decal-Only, HYD Oil
4	71-3730	1	Decal-Gas
5	41117	1	Fuel Cap And Gauge ASM
6	93-6494	1	Tank
7	3234-17	8	Screw-HHF
9	94-7068-03	4	Strap-Hold Down
10	32128-44	8	Nut
12	304-75	1	Connector-Hose
13	2412-108	2	Clamp-Worm
14	95-2188	1	Conduit-Fuel Line
15	63-9720	1	Hose-Fuel
16	41770	1	Tank-Filter
17	3290-378	2	Tie-Cable

Ref. No.	Part No.	Qty.	Description



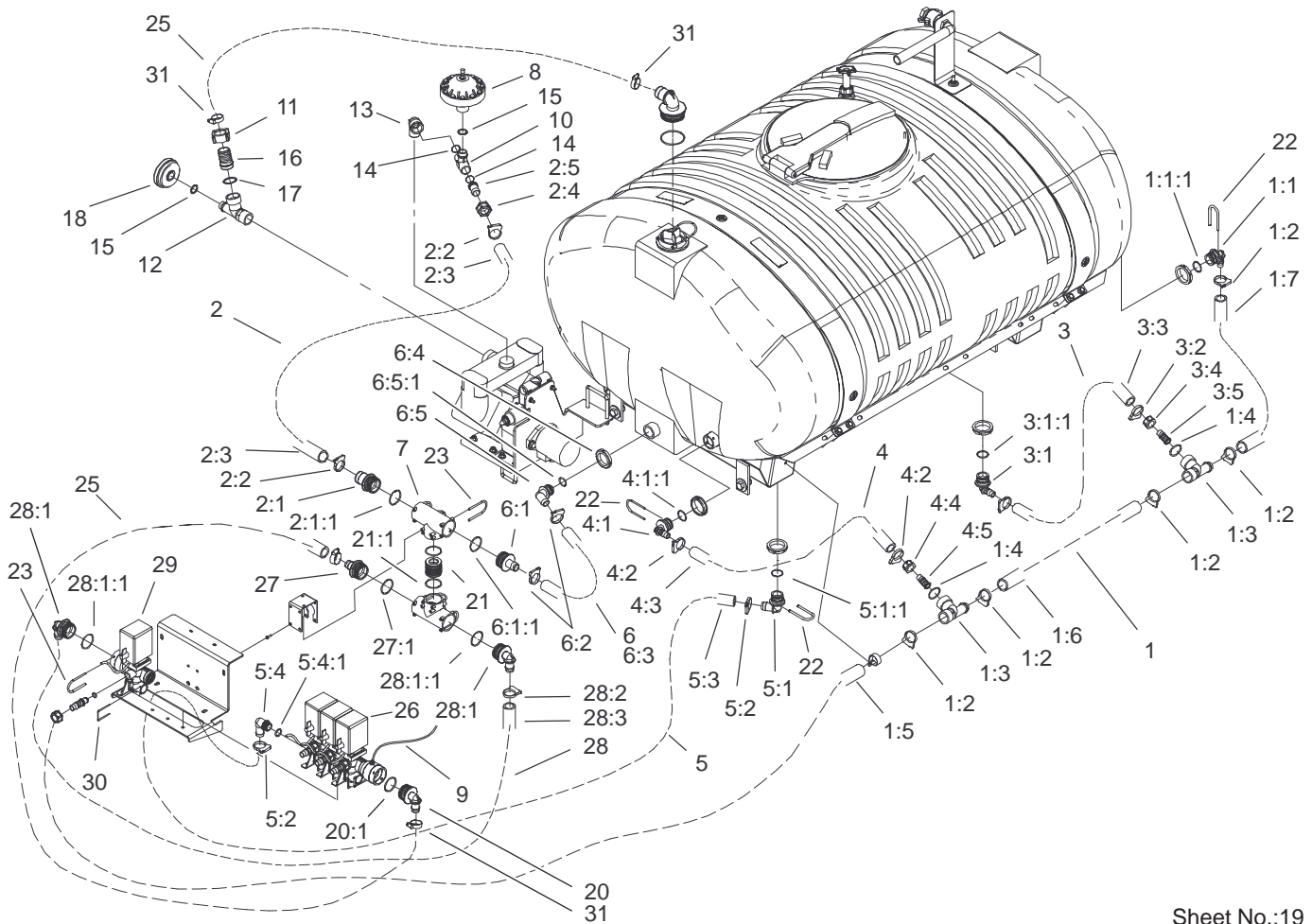
Sheet No.:18

Traction Pedal Assembly

Ref. No.	Part No.	Qty.	Description
1	32136-4	1	Nut-Slotted
2	3272-7	3	Pin-Cotter
3	92-0450-03	1	Bracket-Pin
5	71-0450	1	Abrasive-Pedal, Rear
6	71-0440	1	Abrasive-Pedal
7	99-5347-03	1	Pedal-Traction
9	322-3	2	Screw-HH
10	3253-4	2	Washer-Lock
11	3256-23	2	Washer-Flat
12	92-0448	1	Pivot Pin ASM

Ref. No.	Part No.	Qty.	Description

* Not illustrated



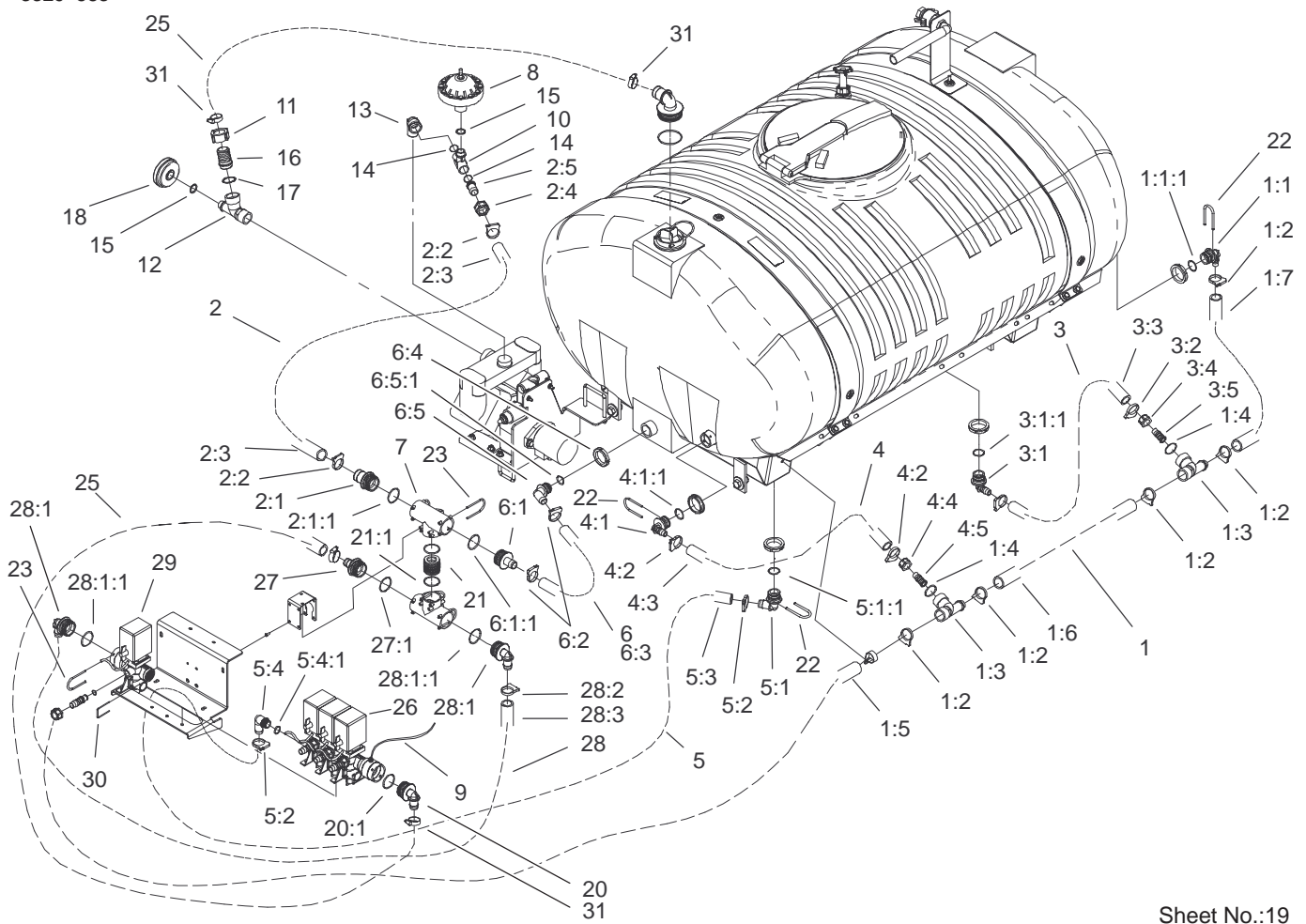
Sheet No.:19

External Sprayer Component Assembly

Ref. No.	Part No.	Qty.	Description
☆1		1	Agitation Hose ASM
1:1	106-4940	1	Hosebarb-90°
1:1:1	100-6712	1	O-Ring
1:2	99-0755	5	Clamp-Hose
1:3	100-6984	2	Tee
1:4	100-6712	2	O-Ring
1:5	106-4971	1	Hose
1:6	106-4972	1	Hose
1:7	106-4973	1	Hose
☆2		1	Supply Hose ASM
2:1	106-4932	1	Hosebarb-Straight
2:1:1	100-8637	1	O-Ring
2:2	99-0782	2	Clamp-Hose
2:3	106-4975	1	Hose
2:4	99-0769	1	Nut
2:5	99-0781	1	Hosebarb
☆3		1	Middle Agitation Hose ASM
3:1	106-4940	1	Hosebarb-90°
3:1:1	100-6712	1	O-Ring
3:2	99-0755	2	Clamp-Hose
3:3	104-8704	1	Hose
3:4	99-0850	1	Nut
3:5	100-6717	1	Hosebarb
☆4		1	Back Agitation Hose ASM

4:1	106-4940	1	Hosebarb-90°
4:1:1	100-6712	1	O-Ring
4:2	99-0755	2	Clamp-Hose
4:3	106-4974	1	Hose
4:4	99-0850	1	Nut
4:5	100-6717	1	Hosebarb
☆5		1	Bypass Hose ASM
5:1	106-4945	1	Elbow
5:1:1	100-6712	1	O-Ring
5:2	99-0782	2	Clamp-Hose
5:3	106-4976	1	Hose
5:4	106-4948	1	Hose Barb ASM
5:4:1	100-6882	1	O-Ring
☆6		1	Relief Hose ASM
6:1	106-4932	1	Hosebarb-Straight
6:1:1	100-8637	1	O-Ring
6:2	99-0782	2	Clamp-Hose
6:3	106-4978	1	Hose
6:4	100-8678	1	Nut
6:5	106-4949	1	Hosebarb-110°
6:5:1	100-6646	1	O-Ring
7	100-6704	2	Tee
8	100-6662	1	Damper-Pressure
9	106-4985	1	Tube-Pressure
10	100-8699	1	Tee
11	100-8678	1	Nut

☆ Not serviced separately



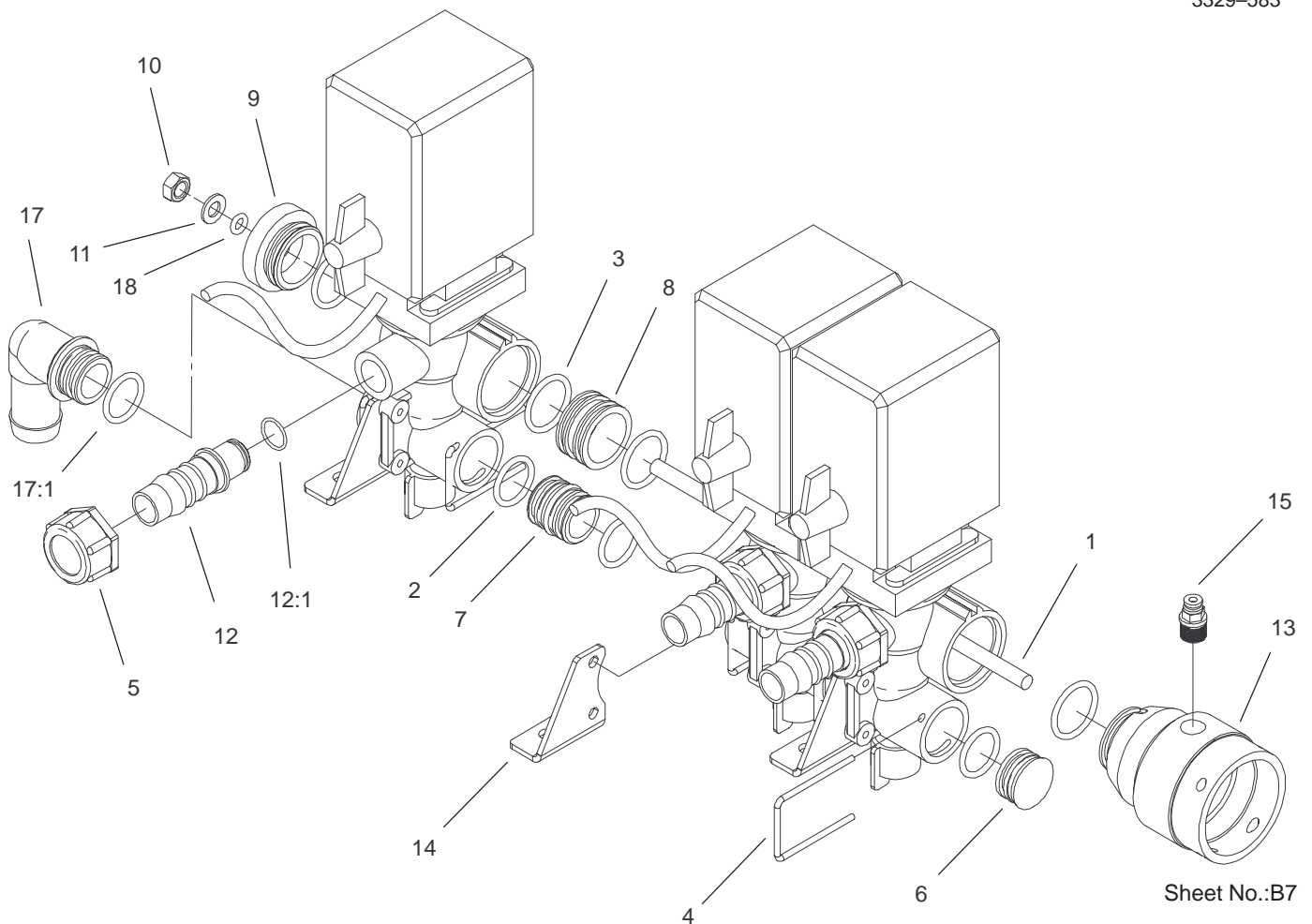
Sheet No.:19

External Sprayer Component Assembly (Continued)

Ref. No.	Part No.	Qty.	Description
12	100-8681	1	Tee
13	100-8698	1	Elbow
14	100-6655	2	Gasket
15	100-6656	2	O-Ring
16	100-8679	1	Hosebarb
17	100-8680	1	Seal
18	100-6660	1	Suction Damper ASM
*19	99-0755	4	Clamp-Hose
20	106-4946	1	Hosebarb-90°
20:1	100-8637	1	O-Ring
21	106-4947	1	Connector
21:1	100-8637	1	O-Ring
22	100-6708	4	Fork
23	100-8635	8	Fork
*24	100-6718	2	O-Ring
25	100-8484	2	Hose-Suction
☆26		1	Valve Boom ASM
27	106-4936	1	Hosebarb
27:1	100-8637	1	O-Ring
☆28		1	Agitation Supply Hose ASM
28:1	106-4933	2	Hosebarb ASM
28:1:1	100-8637	1	O-Ring
28:2	99-0782	2	Clamp-Hose
28:3	106-4978	1	Hose
☆29		1	Valve Agitation ASM

Ref. No.	Part No.	Qty.	Description
30	100-6885	1	Fork-Valve, Boom
31	41327	4	Clamp-Hose

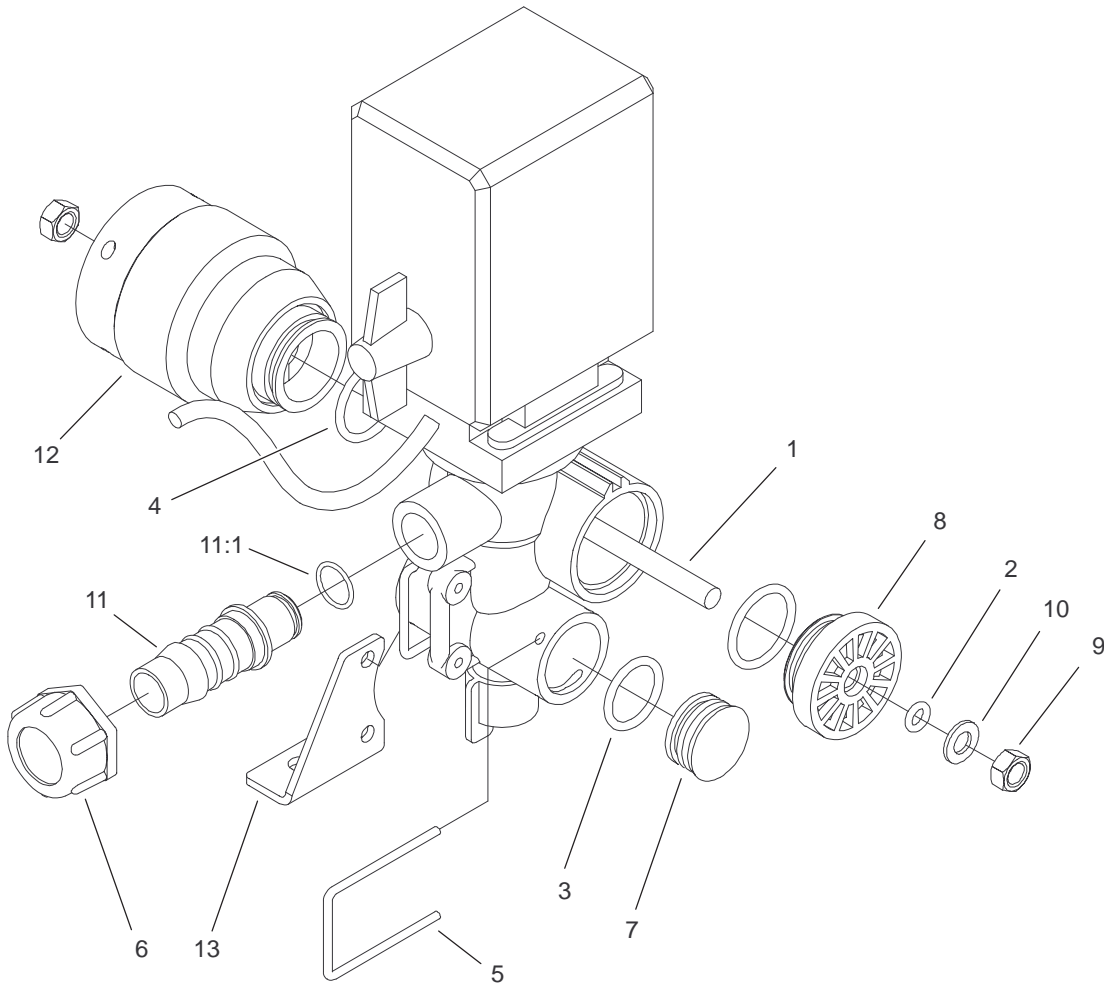
☆ Not serviced separately
 * Not illustrated



Valve Boom Assembly

Ref. No.	Part No.	Qty.	Description
1	106-1213	1	Rod-Spray Control
2	100-6882	4	O-Ring
3	100-6646	7	O-Ring
4	100-6885	6	Fork-Valve, Boom
5	99-0850	3	Nut
6	100-6891	1	Cap-End
7	100-6890	2	Joiner-Bypass, Boom
8	100-6896	2	Joiner-Valve, Boom
9	100-6915	1	Cover-End
10	100-6894	1	Nut
11	100-6634	1	Washer
12	106-5112	3	Hosebarb ASM
12:1	100-6645	1	O-Ring
13	106-1214	1	Connector-Control, Spray
14	100-6760	3	Bracket-Valve, Section
15	100-8674	1	Coupler-Tube
17	106-4948	1	Hose Barb ASM
17:1	100-6882	1	O-Ring
18	100-6887	1	O-Ring

Ref. No.	Part No.	Qty.	Description

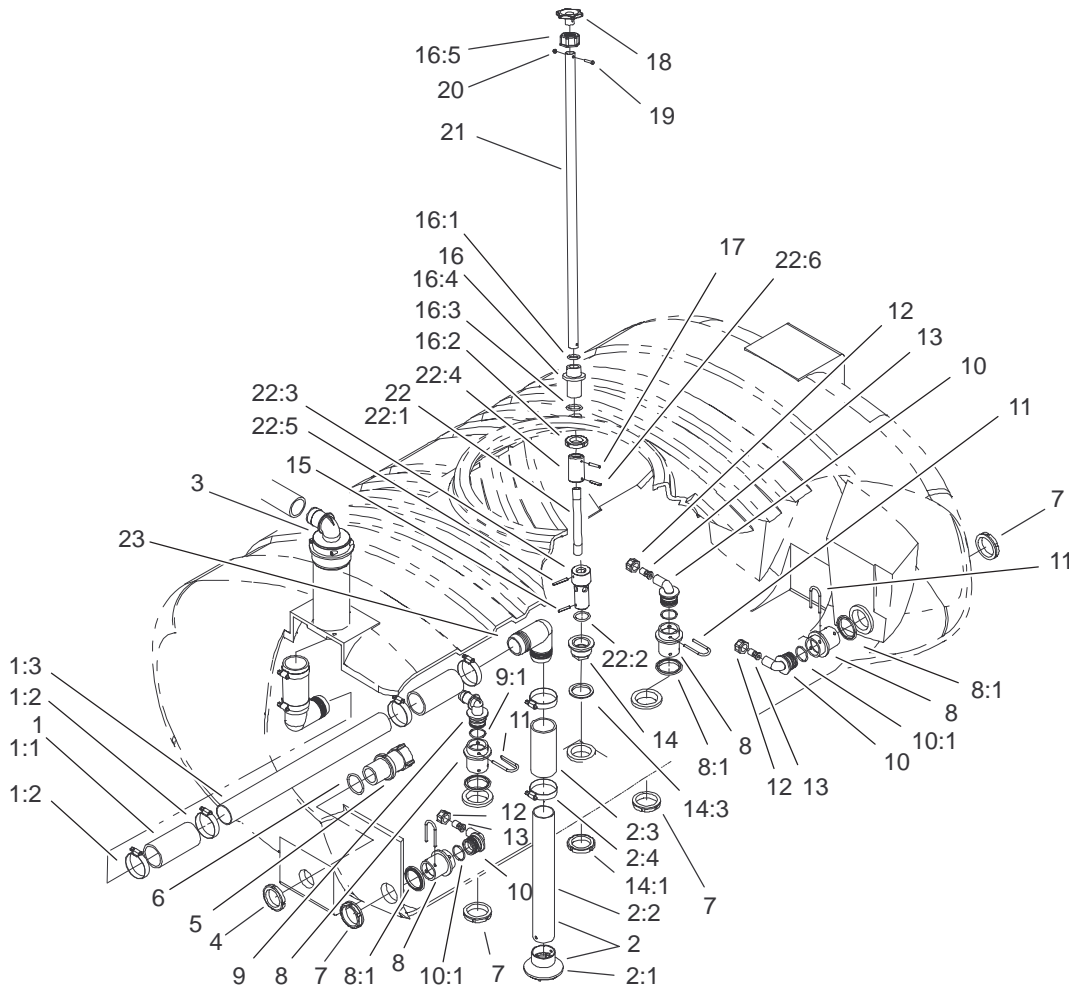


Sheet No.:B8

Valve Agitation Assembly

Ref. No.	Part No.	Qty.	Description
1	104-8907	1	Rod-Manifold
2	100-6887	1	O-Ring
3	100-6882	2	O-Ring
4	100-6646	2	O-Ring
5	100-6885	2	Fork-Valve, Boom
6	99-0850	1	Nut
7	100-6891	2	Cap-End
8	100-6915	1	Cover-End
9	100-6894	1	Nut
10	100-6634	1	Washer
11	106-5112	1	Hosebarb ASM
11:1	100-6645	1	O-Ring
12	106-1214	1	Connector-Control, Spray
13	100-6760	1	Bracket-Valve, Section

Ref. No.	Part No.	Qty.	Description



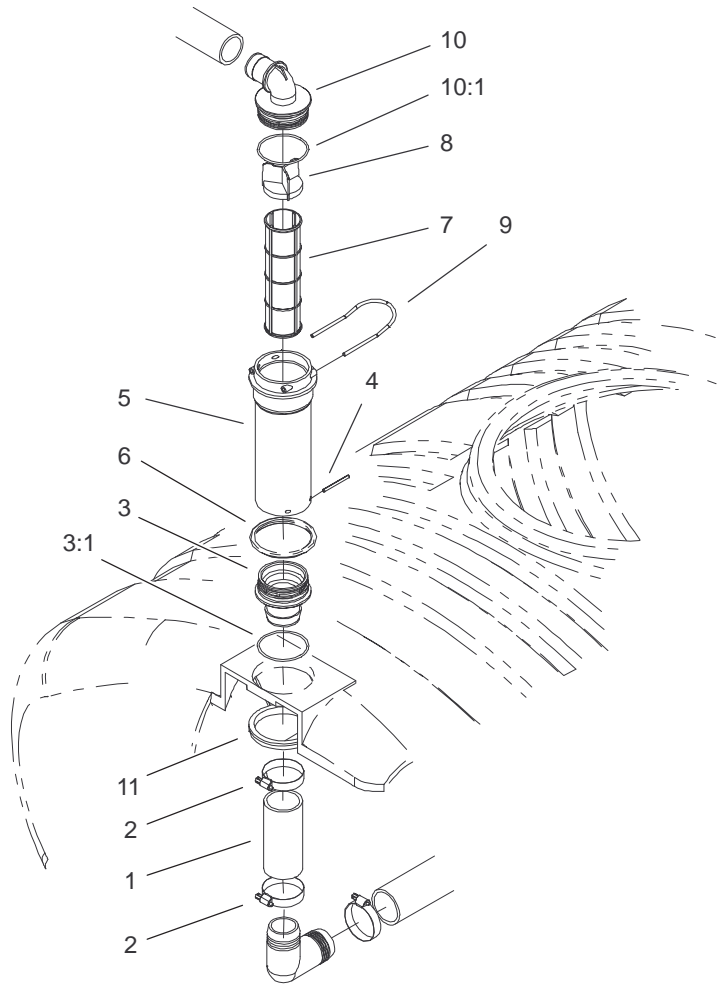
Sheet No.:20

Internal Sprayer Component Assembly

Ref. No.	Part No.	Qty.	Description
1	104-9150	1	Tube-Suction ASM, Middle
1:1	100-8649	2	Hose-Suction
1:2	26392	4	Clamp-Hose
1:3	106-1215	1	Tube-Suction, Spray System
2	104-9151	1	Tube-Suction ASM, Lower
2:1	100-6714	1	Foot-Suction Tube
2:2	106-1216	1	Tube-Suction
2:3	100-8649	1	Hose-Suction
2:4	26392	2	Clamp-Hose
3	104-9154	1	Filter ASM
4	99-0761	1	Ringnut
5	100-6820	1	Valve-Safety, 225 Psi
6	100-6652	1	Gasket
7	100-6713	4	Nut-Bulkhead
8	106-4896	4	Fitting-Bulkhead
8:1	100-6710	1	Gasket-Bulkhead
9	106-4945	1	Elbow
9:1	100-6712	1	O-Ring
10	106-4944	3	Fitting-90°
10:1	100-6712	3	O-Ring
11	100-6708	4	Fork
12	99-0766	3	Nut
13	106-1218	3	Nozzle

Ref. No.	Part No.	Qty.	Description
☆14		1	Lower Bulkhead Fitting
14:1	99-0761	1	Ringnut
14:2	100-8664	1	Fitting-Bulkhead
14:3	100-8659	1	Gasket
15	100-8663	1	Pin
☆16		1	Upper Bulkhead Fitting ASM
16:1	100-6643	1	O-Ring
16:2	99-0758	1	Nut
16:3	100-6658	1	Gasket
16:4	106-1240	1	Bulkhead
16:5	106-1241	1	Nut-Special
17	100-8661	1	Pin-Expansion
18	106-4880	1	Handle-Drain
19	104-9046	1	Bolt
20	104-9047	1	Nut
21	106-1217	1	Tube-Drain
☆22		1	Drain Screw ASM
22:1	100-8658	1	Tube-Hi Flex
22:2	100-6658	1	Gasket
22:3	100-8662	1	Screw-Drain
22:4	100-8657	1	Connector-Tube, Hose
22:5	100-8660	1	Pin-Expansion
22:6	100-8661	1	Pin-Expansion
23	104-9095	2	Elbow

☆ Not serviced separately

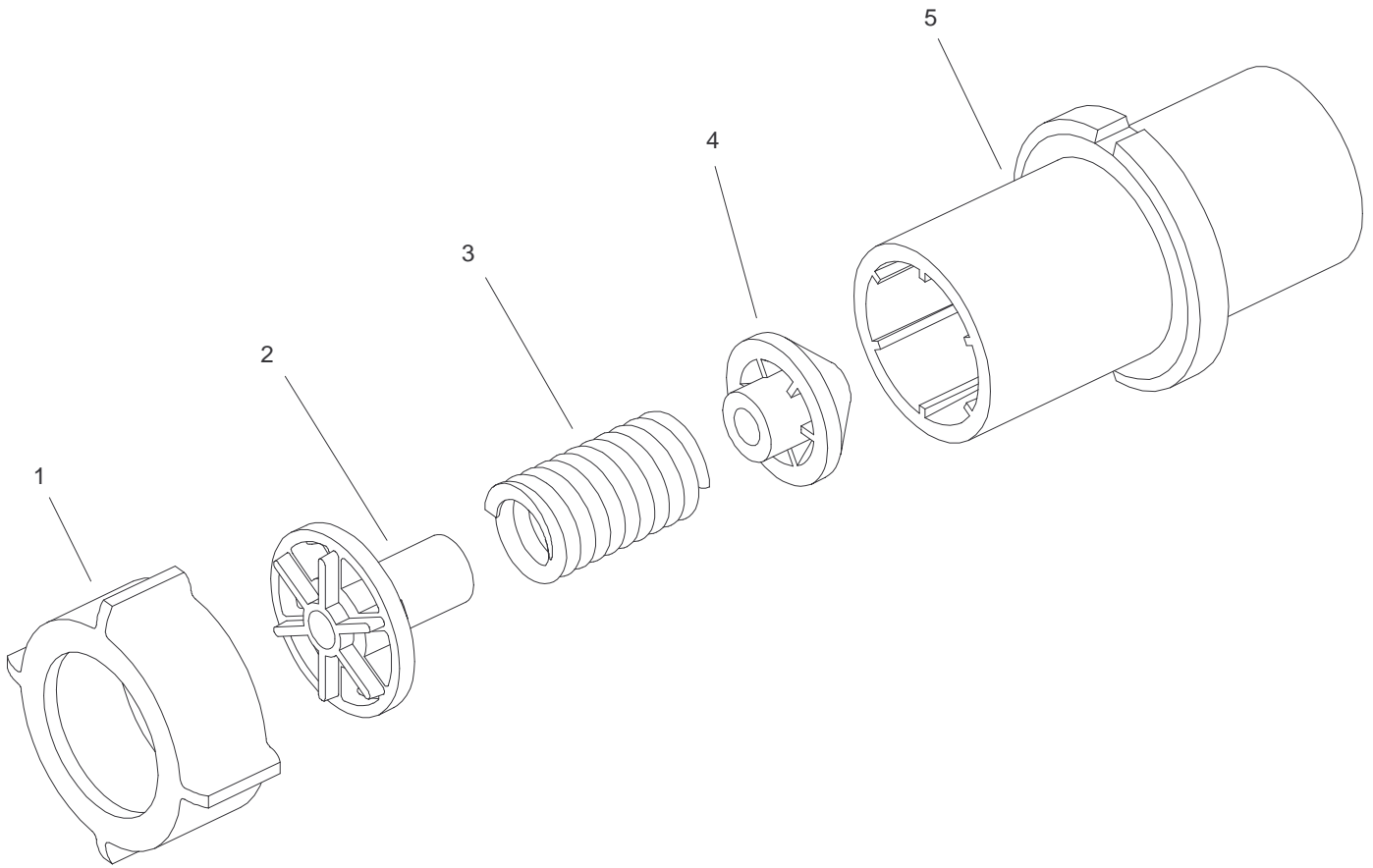


Sheet No.:B9

Filter Assembly

Ref. No.	Part No.	Qty.	Description
1	100-8649	1	Hose-Suction
2	26392	2	Clamp-Hose
3	106-4942	1	Hosebarb-Straight
3:1	100-8640	1	O-Ring
4	100-8644	2	Pin-Expansion
5	100-8643	1	Housing-Filter
6	100-8646	1	Gasket-Bulkhead
7	100-8642	1	Screen-Suction, Mesh 50
8	100-8641	1	Vane-Screen
9	100-8636	1	Fork-Special
10	106-4952	1	Hosebarb-90°
10:1	100-6989	1	O-Ring
11	100-8647	1	Nut-Bulkhead

Ref. No.	Part No.	Qty.	Description

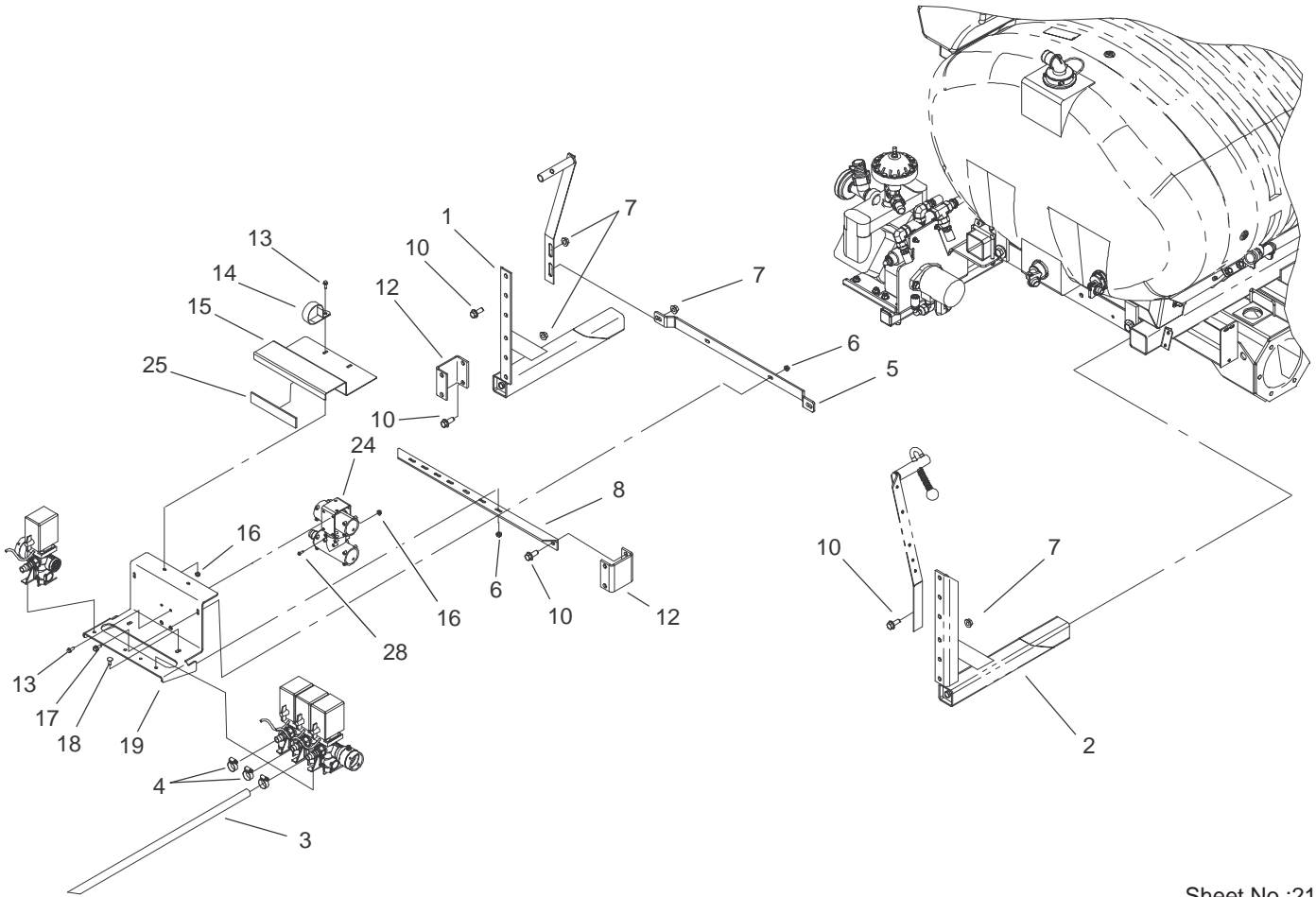


Sheet No.:C1

Safety Valve Assembly

Ref. No.	Part No.	Qty.	Description
1	100-8678	1	Nut
2	100-6724	1	Valve-Relief, Seat
3	100-6725	1	Spring-Relief Valve
4	100-6726	1	Cone-Relief Valve
5	100-6727	1	Housing-Relief Valve

Ref. No.	Part No.	Qty.	Description

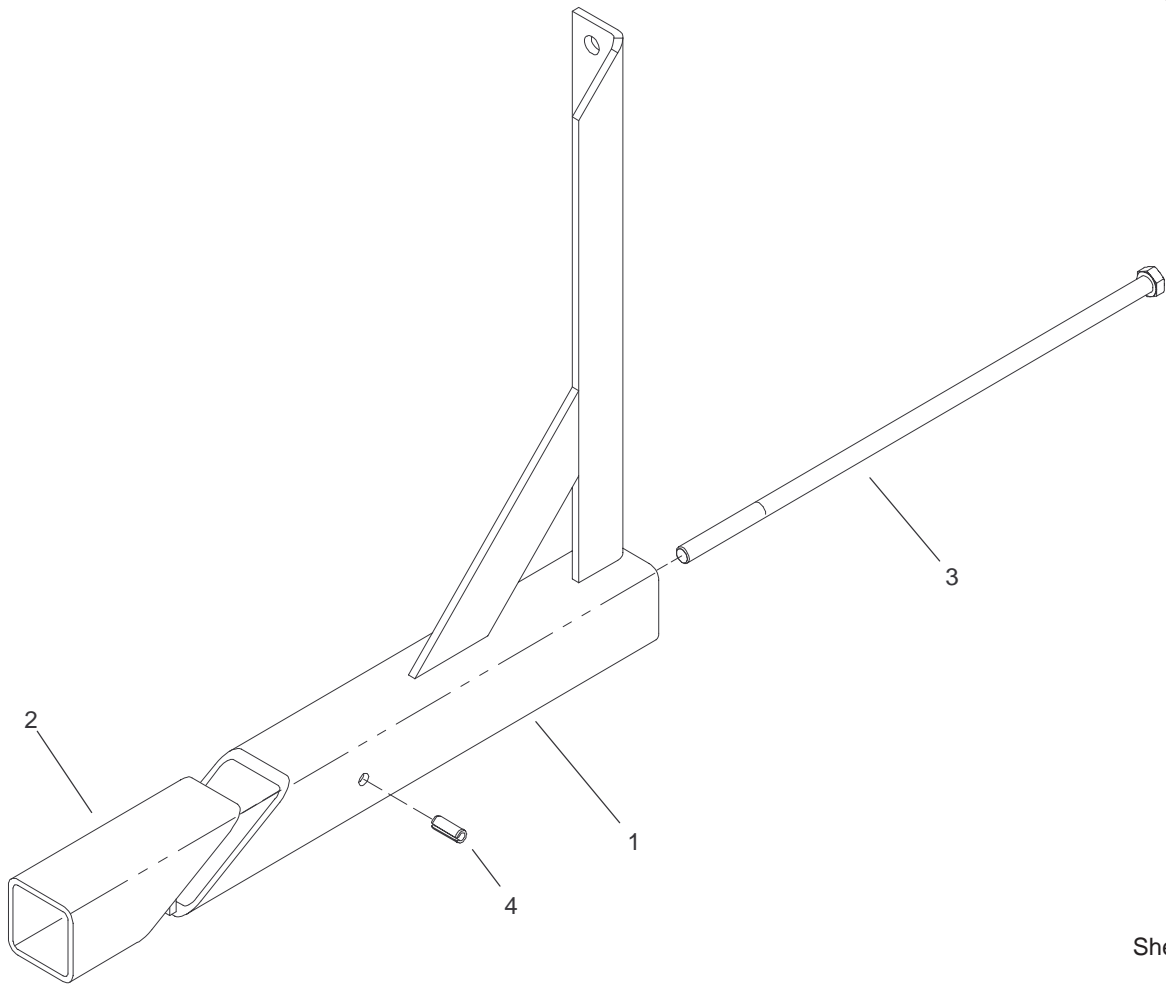


Sheet No.:21

Sprayer Component Assembly

Ref. No.	Part No.	Qty.	Description
1	106-4960	1	RH Boom Mount ASM
2	106-4961	1	LH Boom Mount ASM
3	41340	3	Hose-Boom, Left And Right
4	2412-129	3	Clamp-Hose
5	104-9073-03	1	Bar-Mounting, Valve
6	32128-20	8	Nut-HF
7	32128-23	8	Nut-HF
8	42225-03	1	Cross Support Angle
10	3234-32	8	Screw-HHF
12	92-8533-03	2	Bracket-Mounting, Boom
13	3234-4	8	Screw-HHF
14	42560	1	Clamp - R
15	104-9072-03	1	Bracket-Support, Valve
16	32128-33	4	Nut-HF
17	3234-5	6	Screw
18	3230-1	2	Bolt-CARR
19	104-9153-03	1	Bracket-Mounting, Boom
24	100-8478-03	1	Bracket-Tee
25	100-8524	1	Foam-Strip, Gas Tank
28	32144-32	4	Screw

Ref. No.	Part No.	Qty.	Description

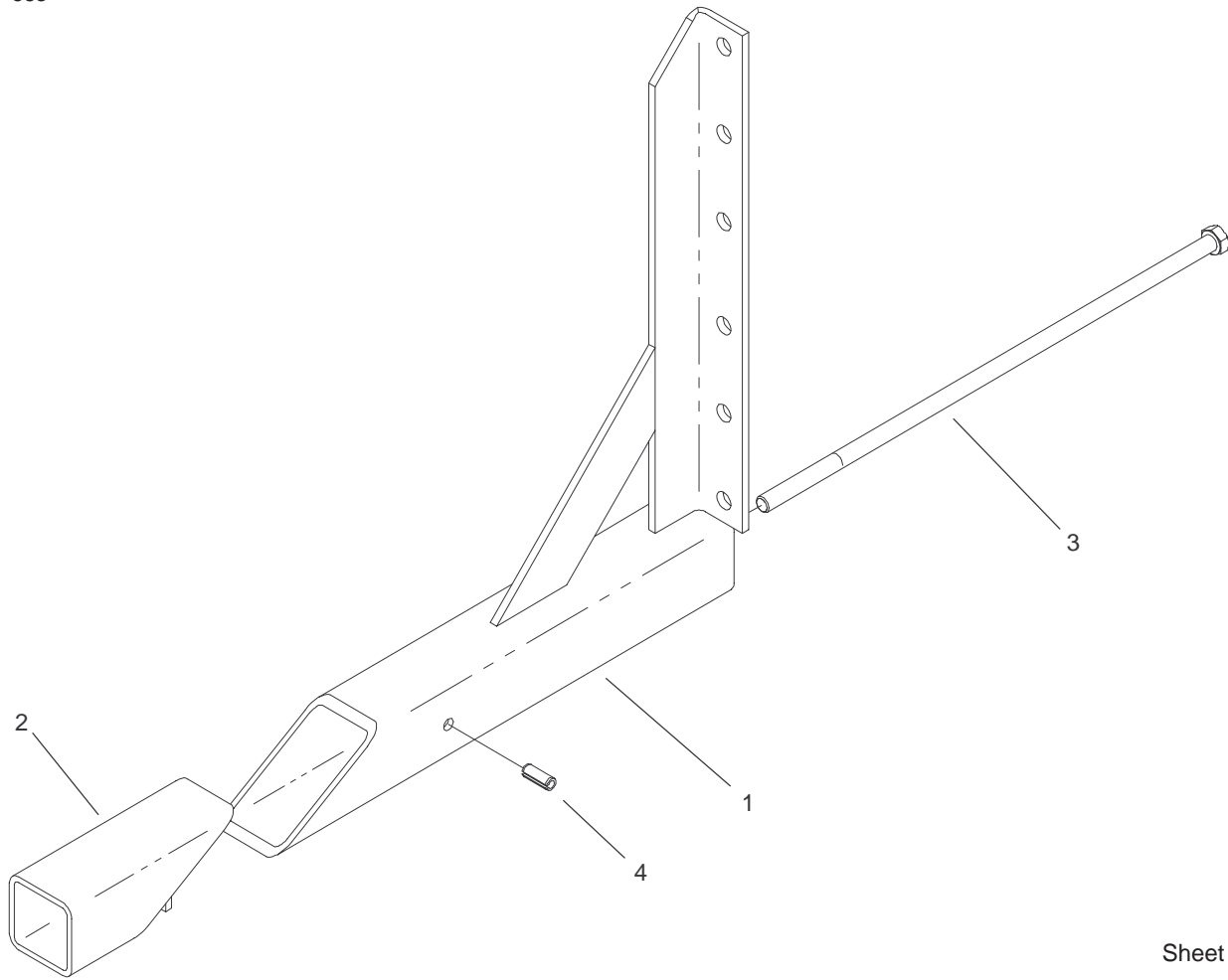


Sheet No.:C2

Right Hand Boom Mount Assembly No. 106-4960

Ref. No.	Part No.	Qty.	Description
1	42222-03	1	RH Boom Mount ASM
2	42223-03	1	Wedge-Tube ASM
3	42199	1	Bolt
4	32121-41	1	Pin-Roll

Ref. No.	Part No.	Qty.	Description



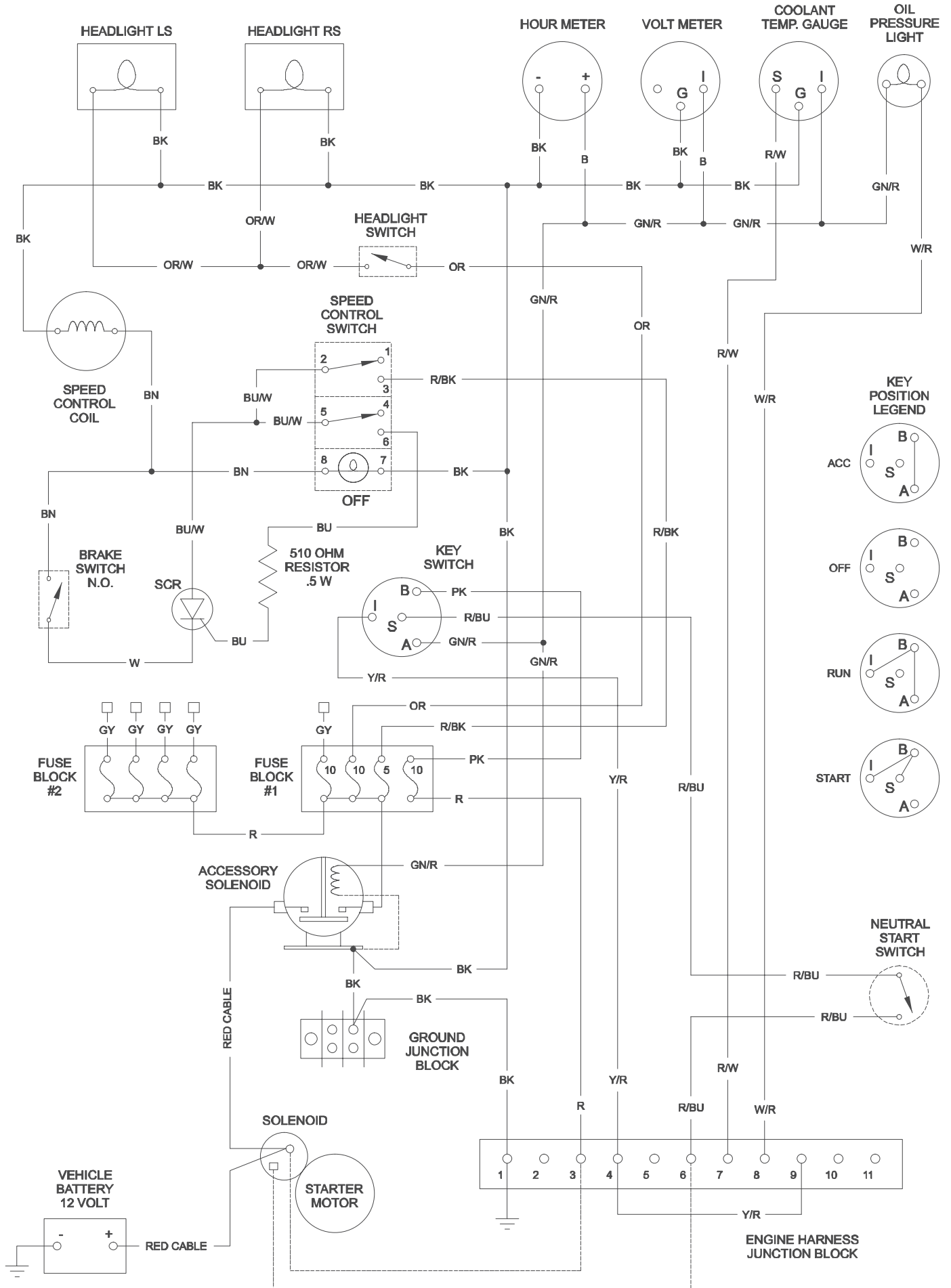
Sheet No.:C3

Left Hand Boom Mount Assembly No. 106-4961

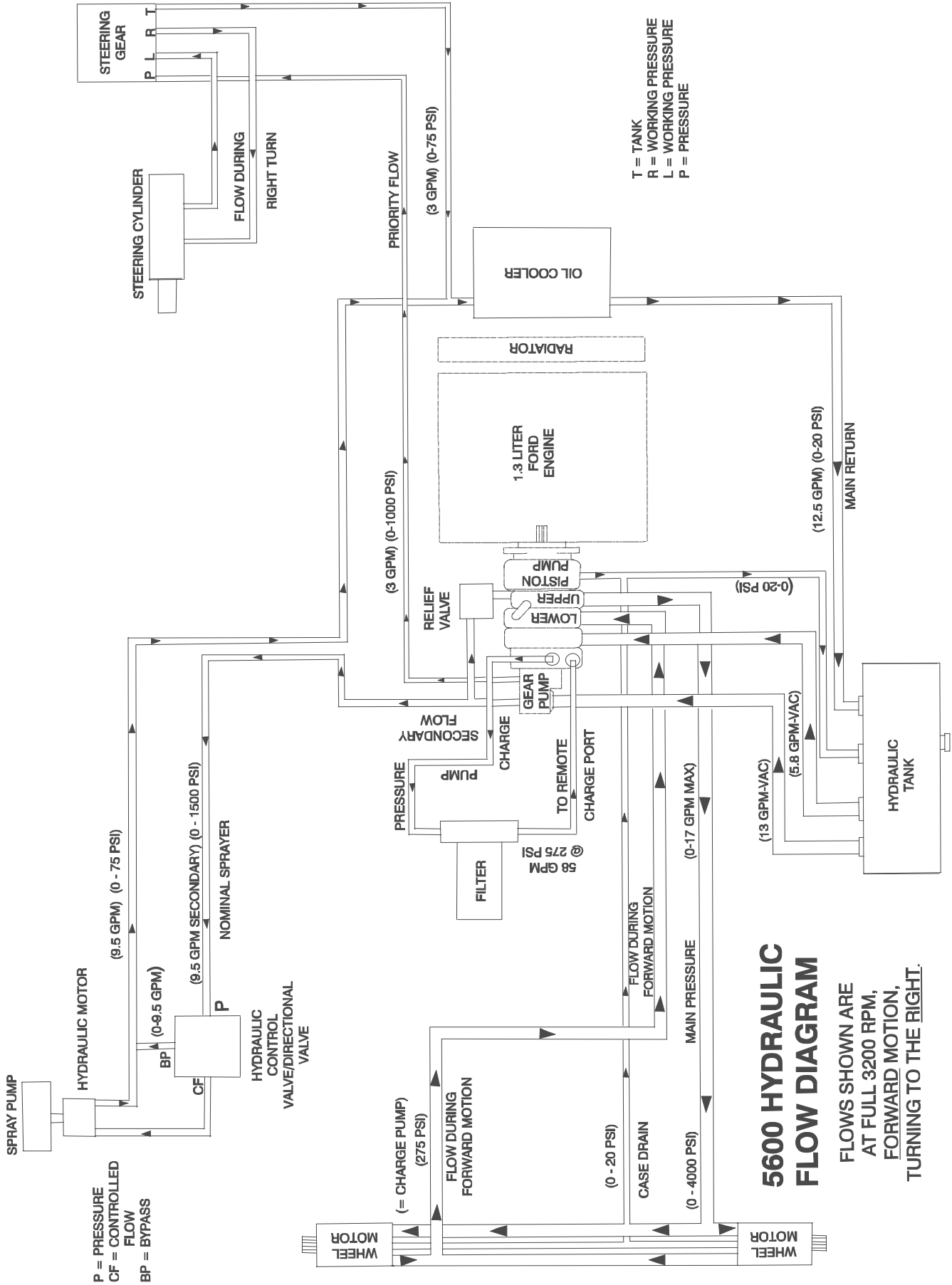
Ref. No.	Part No.	Qty.	Description
1	42217-03	1	LH Boom Mount ASM
2	42223-03	1	Wedge-Tube ASM
3	42199	1	Bolt
4	32121-41	1	Pin-Roll

Ref. No.	Part No.	Qty.	Description

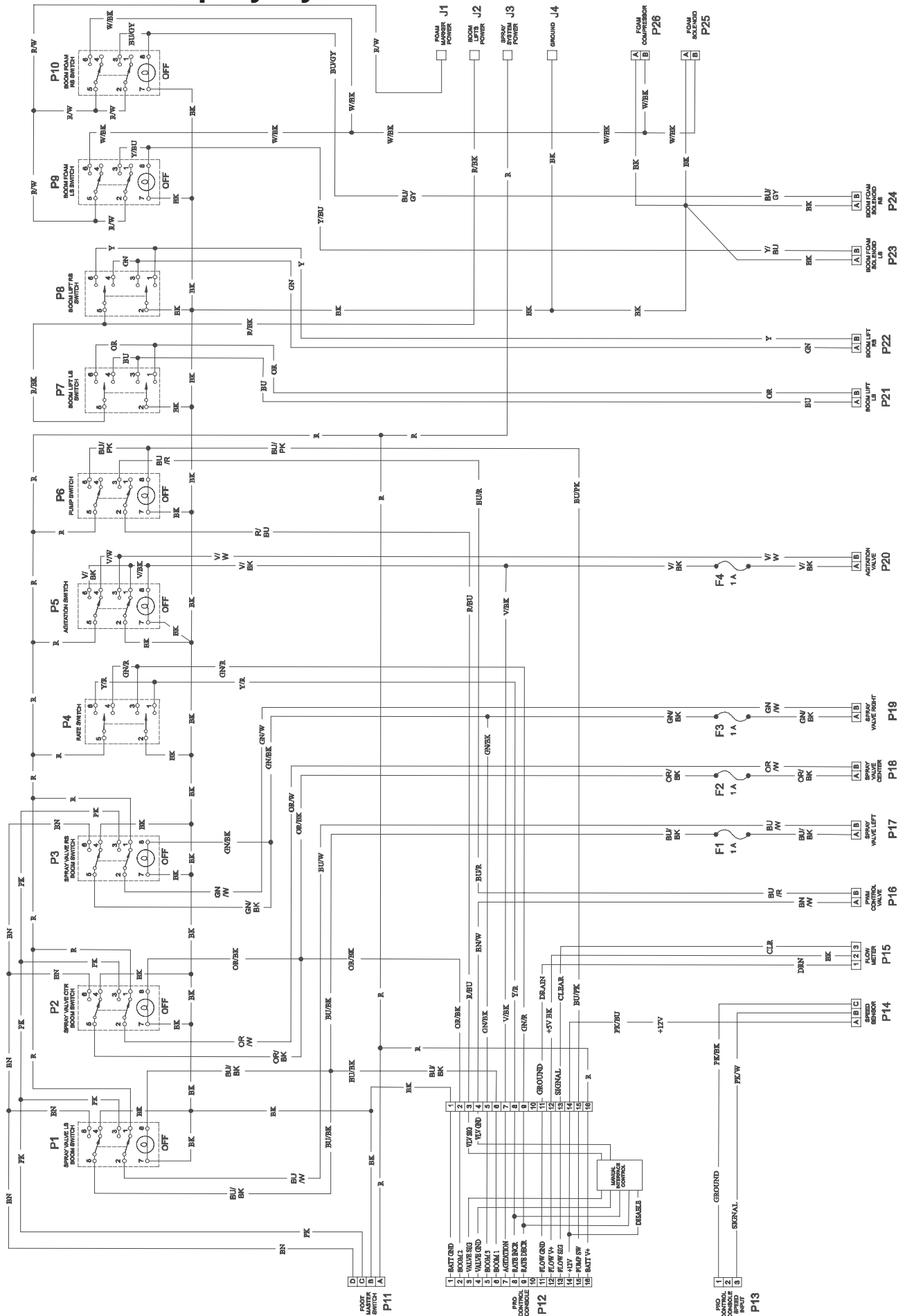
Vehicle Electrical Schematic



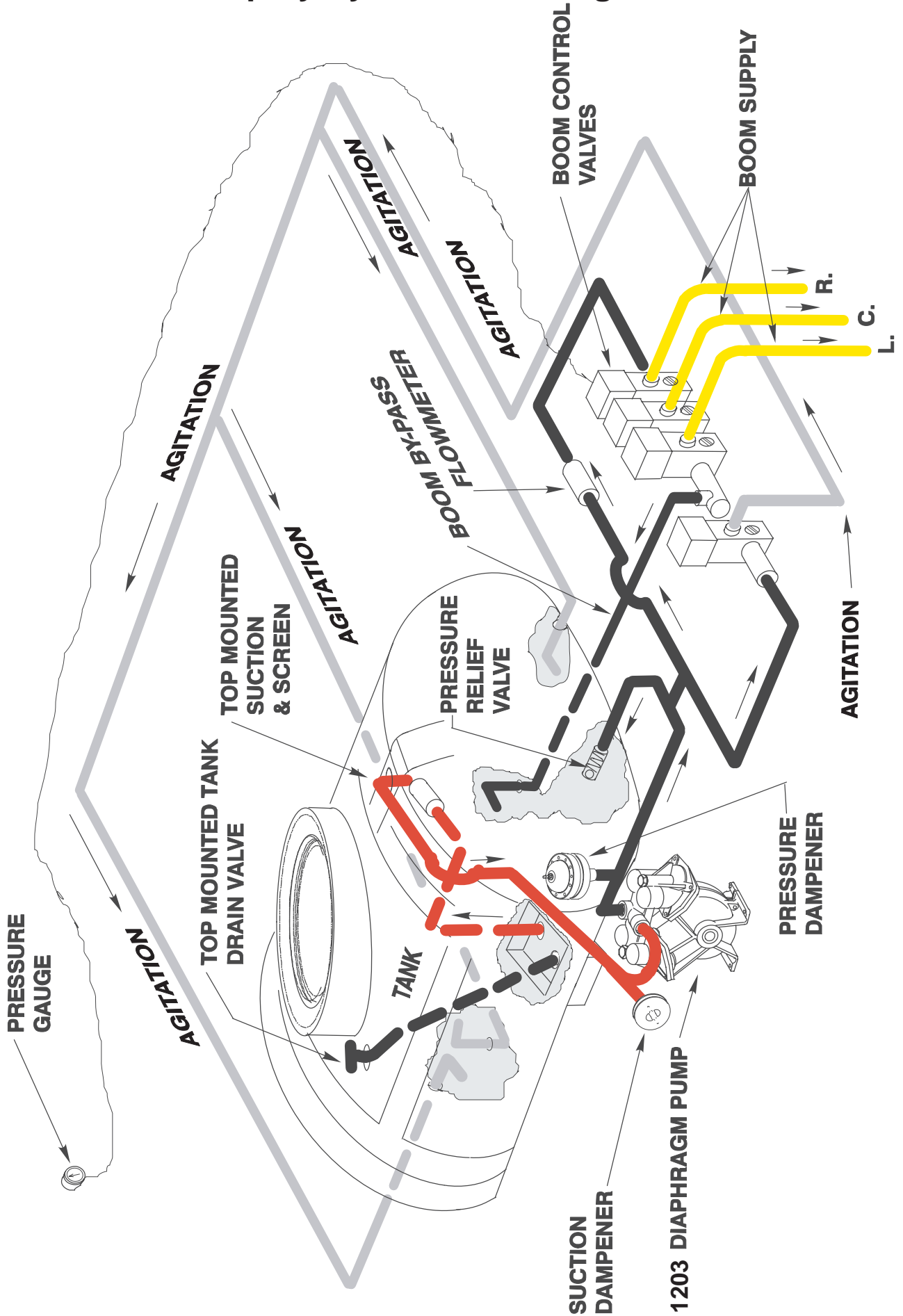
Vehicle Hydraulic Schematic

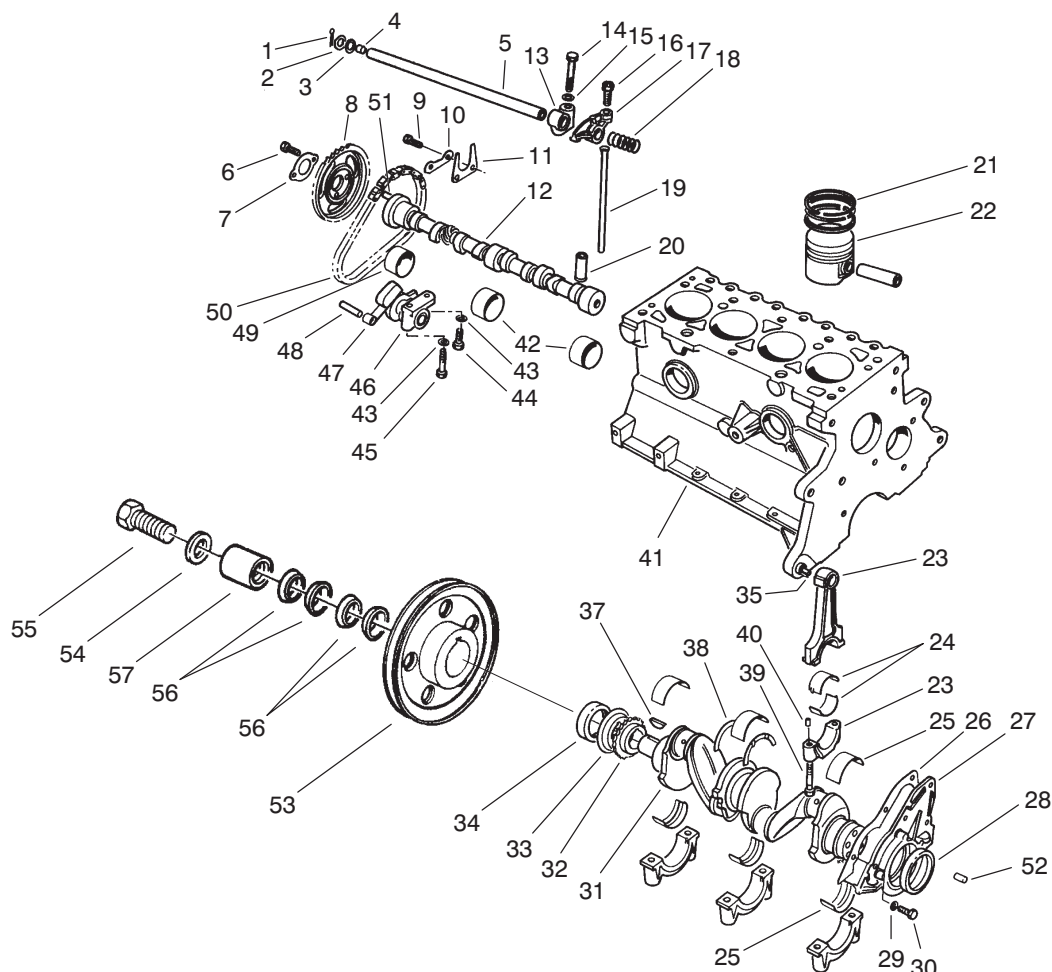


Spray System Electrical Schematic



Spray System Flow Diagram





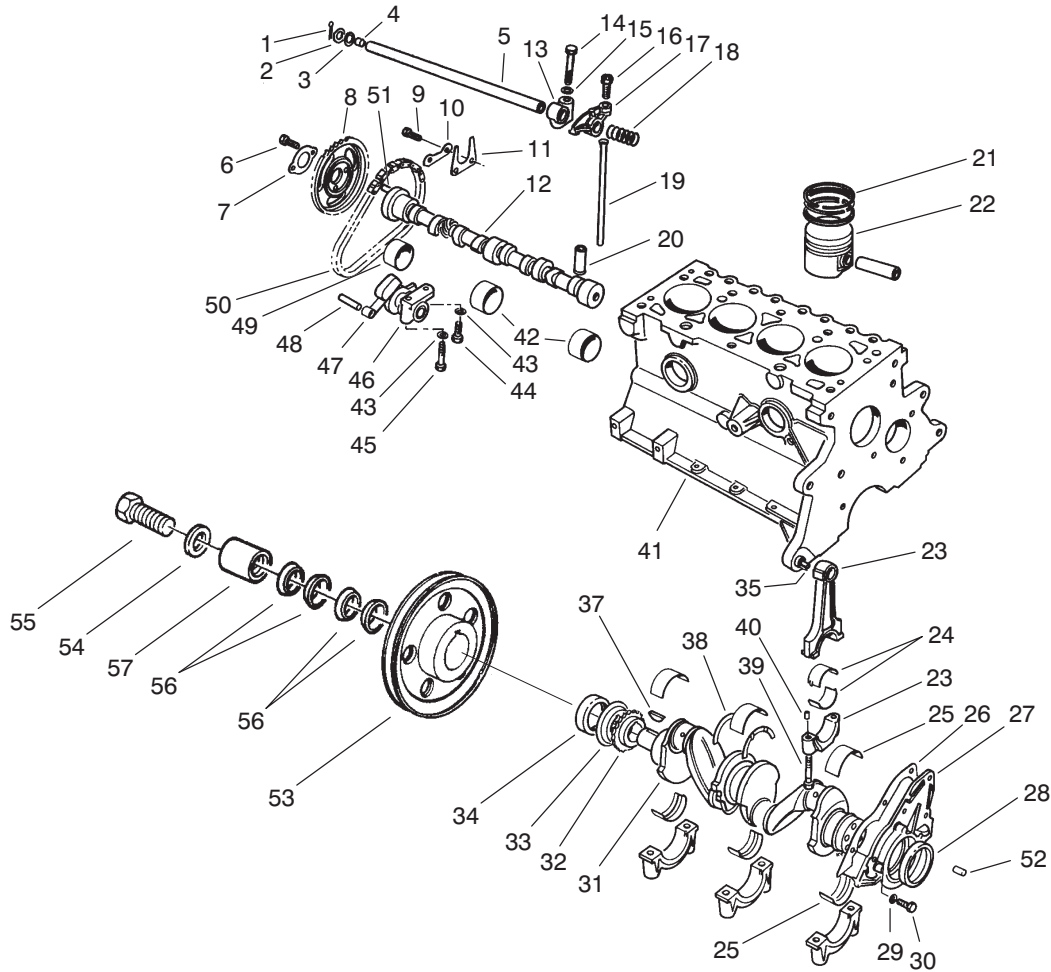
Crankshaft and Camshaft Assembly

Ref. No.	Part No.	Qty.	Description
1	72025-S7	2	Pin-Cotter
2	77BM-6598-AB	2	Washer-Spring
3	DORY-6590-A	2	Washer-Flat
4	357966-S	2	Plug-Shaft, Rocker Arm
5	89BM-6A557-AA	1	Rocker Arm Shaft ASM (Incl. Ref. #4)
6	E602351-S72	2	Bolt
7	DORY-6258-A	1	Retainer
8	77BM-6256-AA	1	Sprocket-Camshaft
9	N602166-S2	2	Bolt
10	DORY-6255-A	1	Retainer
11	DORY-6269-A	1	Plate-Thrust
12	89BM-6251-BA	1	Camshaft
13	77BM-6531-BB	4	Support-Shaft, Rocker
14	E800509-S72	4	Bolt-Support, Rocker
15	E630031-S101	4	Washer
16	DORY-6549-B	8	Screw
17	89BM-6529-AB	4	Arm-Valve Rocker, RH (Incl. Ref. #16)
*	89BM-6K528-AB	4	Arm-Valve Rocker, LH (Incl. Ref. #16)
18	DORY-6587-A	3	Spring-Locating
19	89BM-6565-AB	8	Rod-Push, Valve
20	89BM-6500-AA	8	Tappet-STD.

Ref. No.	Part No.	Qty.	Description
21	89BM-6148-DA	4	Set-Ring, STD.
*	89BM-6148-EA	A/R	Set-Ring, .020 OS.
*	89BM-6148-FA	A/R	Set-Ring, .040 OS.
22	89BM-6102-DA	4	STD Piston ASM (Incl. Ref. #21)
*	89BM-6102-EA	A/R	.020 OS. Piston ASM (Incl. Ref. #21)
*	89BM-6102-FA	A/R	.040 OS. Piston ASM (Incl. Ref. #21)
23	89BM-6200-AD	4	Connecting Rod ASM
24	89BM-6211-AA	8	Bearing-Rod, STD.
*	89BM-6211-BA	A/R	Bearing-Rod, .001 U.S.
*	89BM-6211-CA	A/R	Bearing-Rod, .010 U.S.
*	89BM-6211-DA	A/R	Bearing-Rod, .020 U.S.
*	89BM-6211-EA	A/R	Bearing-Rod, .030 U.S.
25	89BM-6333-AA	5	Bearing-Crank, Upper (STD. OD STD. ID)
*	89BM-6331-AA	5	Bearing-Crank, Lower (STD. OD STD. ID)

* Not Illustrated

Order all parts from your local Ford Power Products Dealer unless otherwise noted.



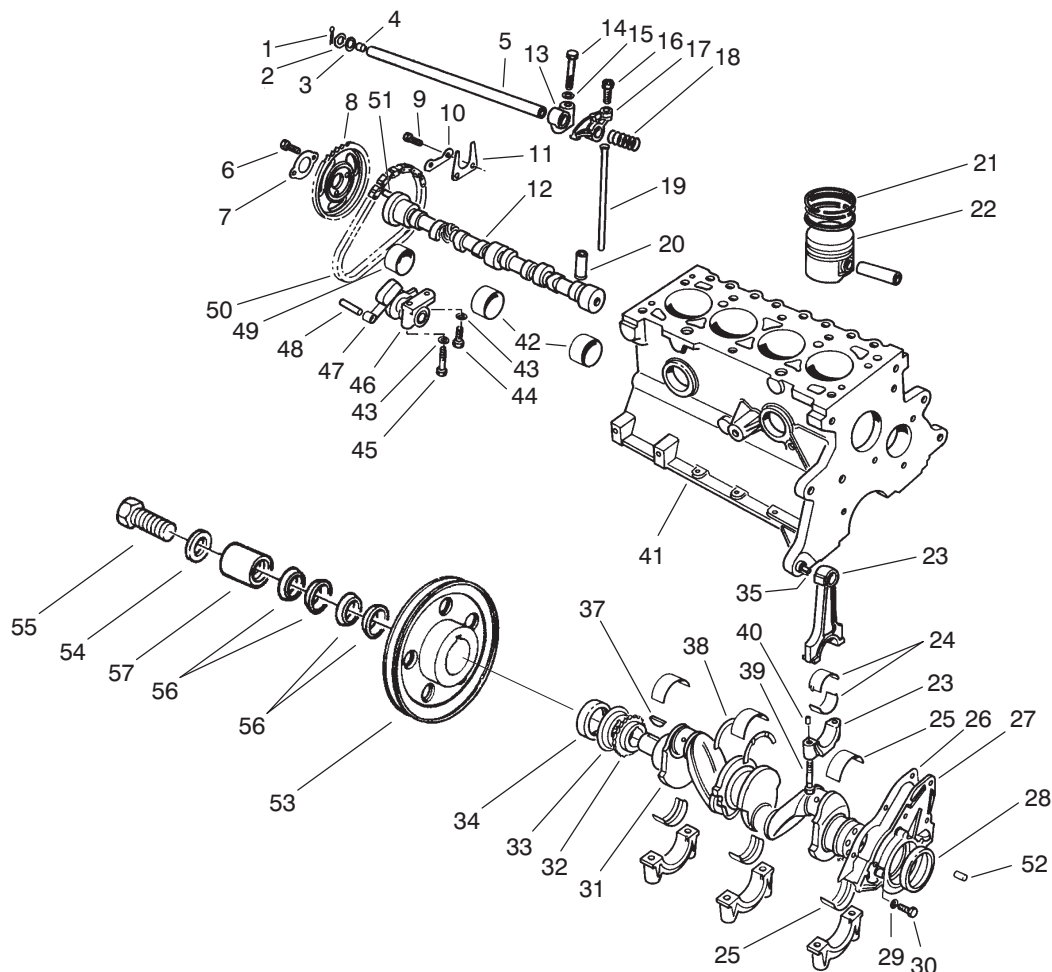
Crankshaft and Camshaft Assembly (Continued)

Ref. No.	Part No.	Qty.	Description
*25	89BM-6333-BA	A/R	Bearing-Crank, Upper (STD. OD .005 US. ID)
*	89BM-6331-BA	A/R	Bearing-Crank, Lower (STD. OD .005 US. ID)
*	89BM-6333-CA	A/R	Bearing-Crank, Upper (STD. OD .010 US. ID)
*	89BM-6333-DA	A/R	Bearing-Crank, Upper (.015 OD STD. ID)
*	89BM-6331-DA	A/R	Bearing-Crank, Lower (.015 OD STD. ID)
*	89BM-6333-EA	A/R	Bearing-Crank, Upper (STD. OD .020 US. ID)
*	89BM-6331-EA	A/R	Bearing-Crank, Lower (STD. OD .020 US. ID)
*	89BM-6333-FA	A/R	Bearing-Crank, Upper (STD. OD .030 US. ID)
*	89BM-6331-FA	A/R	Bearing-Crank, Lower (STD. OD .030 US. ID)
*	89BM-6333-GA	A/R	Bearing-Crank, Upper (.015 OS. OD .010 US. ID)
*	89BM-6331-GA	A/R	Bearing-Crank, Lower (.015 OS. OD .010 US. ID)

Ref. No.	Part No.	Qty.	Description
*	89BM-6333-HA	A/R	Bearing-Crank, Upper (.015 OS. OD .020 U.S. ID)
*	89BM-6331-HA	A/R	Bearing-Crank, Lower (.015 OS. OD .020 US. ID)
26	89BM-6344-BA	1	Gasket-Retainer, Rear
27	86BM-6K318-AA	1	Rear Retainer ASM
28	86HM-6701-A1A	1	Seal-Crankshaft, Rear
29	E630173-S71M	4	Lockwasher
30	E602187-S72	4	Bolt
31	89BM-6303-DA	1	Crankshaft ASM
32	DORY-6306-A	1	Sprocket
33	D8RZ-6310-A	1	Slinger-Oil
34	83BM-6700-A4A	1	Seal-Cover, Front
35	E7RY6397-A	2	Dowel
37	D0RY-6B6397-A	1	Key-Woodruff
38	89BM-6A341-AA	2	Washer-Thrust Bearing, STD.
*	89BM-6A341-BA	A/R	Washer-Thrust Bearing, .015 OS.
39	89BM-6214-DB	8	Bolt-Rod, Connecting
40	116336-ES100	8	Pin-Dowel, Rod
41	89BM-6011-DA	1	Block-Cylinder

* Not Illustrated

Order all parts from your local Ford Power Products Dealer unless otherwise noted.



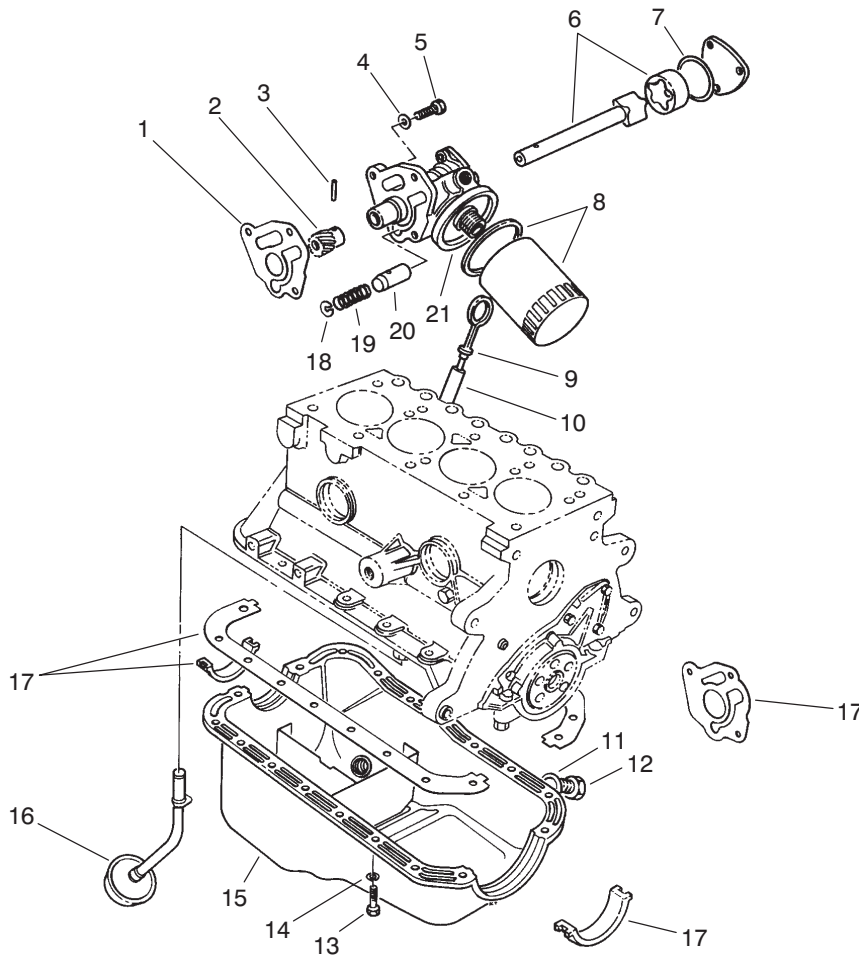
Crankshaft and Camshaft Assembly (Continued)

Ref. No.	Part No.	Qty.	Description	Ref. No.	Part No.	Qty.	Description
42	DORY-6262-C	2	Bearing (STD. ID STD. OD)				
*	DORY-6262-B	A/R	Bearing (STD. ID +.020 OD)				
43	34805-S8	2	Lockwasher				
44	N602166-S72	1	Bolt				
45	E600116-S204	1	Bolt				
46	DIFZ-6284-A	1	Tensioner				
47	77BM-6K255-AC	1	Arm-Tensioner				
48	E43-CP-1	1	Pin				
49	DORY-6261-A	1	Bearing (STD. ID STD. OD)				
*	DORY-6261-B	A/R	Bearing (STD. ID +.020 OD)				
50	DORY-6268-A	1	Chain				
51	E93A-6253-A	1	Dowel				
52	E-840161-S	1	Dowel				
*	88BX-6014-BA	1	Kit-Gasket, Upper				
*	88-BX-6008-BA	1	Gasket-Complete				
†53	95-2444	1	Pulley-Crankshaft				
54	E830135-S76	1	Washer				
55	89BM-6K340-AA	1	Bolt				
56	E7JL-6N300-AA	2	Ring-Locking				
57	E7JL-6378-AA	1	Washer-Compression				

* Not Illustrated

† Obtain parts from your local Authorized Toro Dealer.

Order all parts from your local Ford Power Products Dealer unless otherwise noted.



T-1003

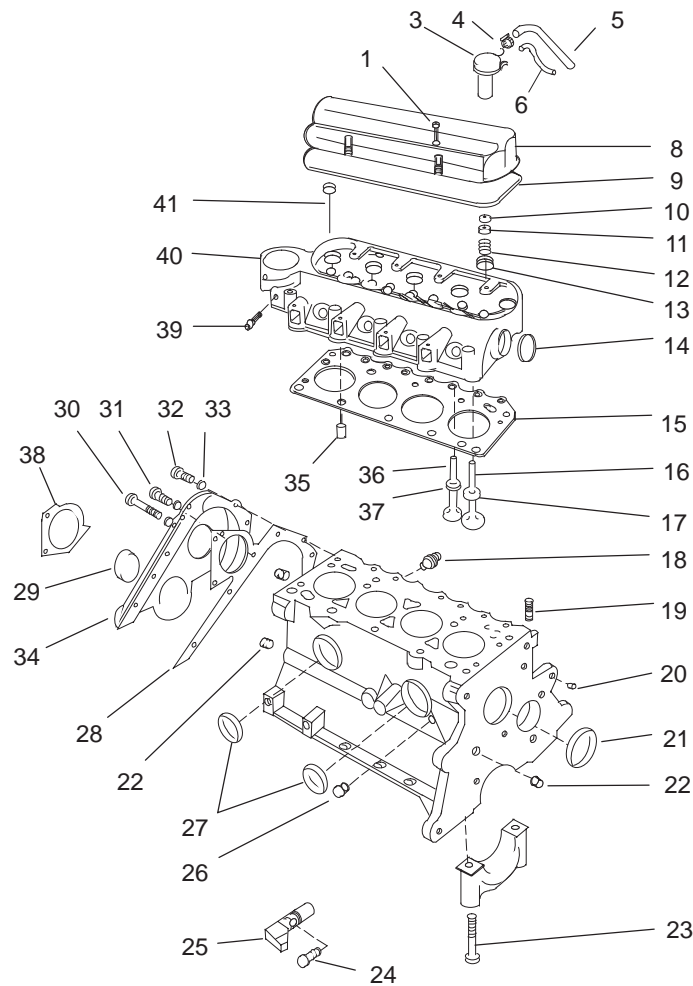
Oil Pump and Filter Assembly

Ref. No.	Part No.	Qty.	Description	Ref. No.	Part No.	Qty.	Description
1	96BM-6659-A1A	1	Gasket-Pump, Oil				
2	DORY-6652-A	1	Gear				
3	72432-S	1	Pin-Gear, Drive				
4	E630173-S71M	3	Lockwasher				
5	E800519-S72	3	Bolt				
6	DIFZ-6608-B	1	Rotor & Shaft				
7	116682-ES	1	Plate-Cover, Seal				
†8	95-3304	1	Filter-Oil				
9	92BM-6750-AA	1	Indicator-Level, Oil				
10	89BM-6784-AA	1	Tube-Indicator, Oil Level				
11	E9DZ-6734-B	1	Gasket-Drain Plug, Oil				
12	E9DZ-6730-B	1	Plug-Drain, Oil				
13	E602165-S72	18	Bolt				
14	34805-S8	18	Lockwasher				
15	86BM-6675-AA	1	Pan-Oil				
16	86BM-6617-AA	1	Oil Pickup Tube ASM				
17	A850X-6013-AA	1	Kit-Seal, Gasket				
18	DORY-6666-A	1	Plug				
19	DORY-6670-A	1	Spring				
20	DORY-6674-A	1	Plunger				
21	D8RZ-6600-A	1	Pump-Oil				

* Not Illustrated

† Obtain parts from your local Authorized Toro Dealer.

Order all parts from your local Ford Power Products Dealer unless otherwise noted.



T-1002

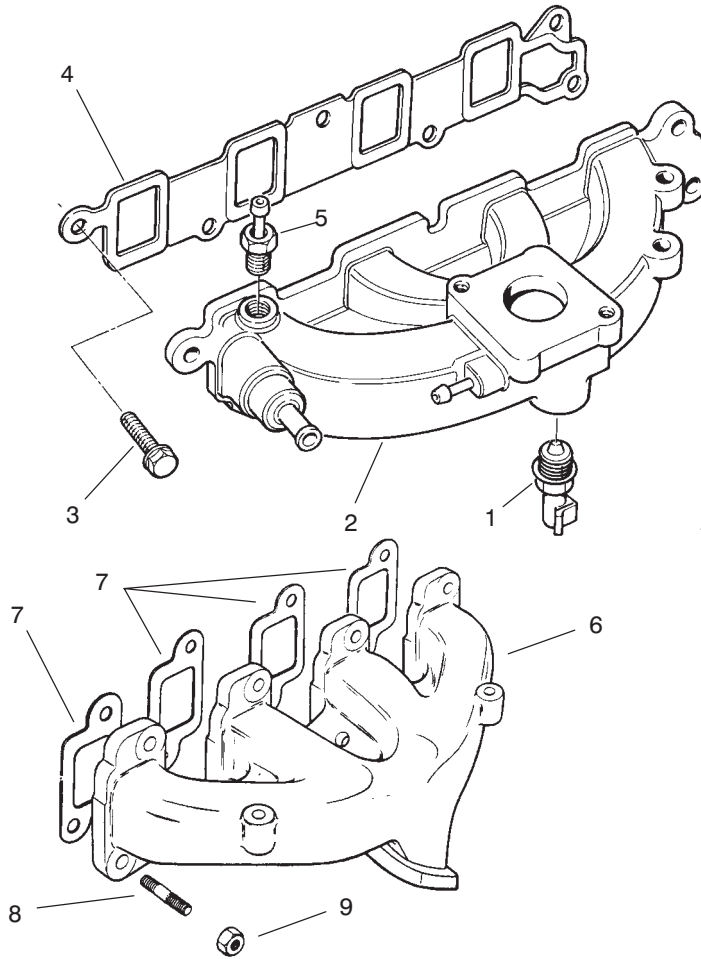
Cylinder Head and Valve Assembly

Ref. No.	Part No.	Qty.	Description	Ref. No.	Part No.	Qty.	Description
1	E800516-S72	4	Screw-Cover, Rocker	21	D1FZ6266-A	1	Plug
3	84BF-6K614-CA	1	Cap-Fill, Oil	22	F1ZZ-6026-A	3	Plug
4	096609	1	Clamp-Hose	23	D1FZ-6345-A	10	Bolt-Cap, Bearing
†5	95-2171	1	Hose-PCV	24	E802666-S72	1	Screw
†6	95-2172	1	Hose-Discharge, Crankcase	25	89BF-6C315-AC	1	Transducer
*	20-24-AGD	1	Bolt	26	353055-S7	1	Plug
*	22-12-AJD	1	Nut	27	DORY-6026-A	2	Plug
*	23-10-GD	1	Washer-Lock	28	89BM-6020-AA	1	Gasket-Cover, Front
*	24-10-AD	1	Washer-Flat	29	83BM-6700-A4A	1	Seal-Cover, Front
8	95BM-6582-AB	1	Cover-Arm, Rocker	30	E800518-S72	1	Bolt
9	77BM-6584-CA	1	Gasket-Cover	31	E600113-S72	3	Bolt
10	88WM-6518-AA	16	Spring-Valve, Lock	32	E800512-S72	4	Bolt
11	89BM-6A536-AA	8	Retainer	33	E832108-S71M	8	Lockwasher
12	89BM-6513-AA	8	Spring-Valve	34	89BM-6019-AC	1	Cover & Seal ASM (Incl. Ref. #29)
13	88WM-6571-BB	8	Seal-Stem, Valve	35	E840126S	2	Dowel
14	DORY-6026-A	1	Plug	36	89BM-6505-EA	A/R	Valve-Exhaust (.040mm O.S.)
15	89BM-6051-C2B	1	Gasket-Head, Cylinder	*	89BM-6505-CA	4	Valve-Exhaust (Std.)
16	89BM-6507-BA	4	Valve-Intake (Std.)	37	89BM-6057-A2E	4	Insert-Seat, Exhaust
*	89BM-6507-BC	A/R	Valve-Intake (.040mm O.S.)	38	D8RZ-8507-A	1	Gasket-Pump, Water
17	89BM-6056-A1G	4	Seat-Valve, Intake	39	DY881	1	Sender-Temperature
18	E7RZ-9278-A	1	Switch-Pressure, Oil	40	89BM-6049-DD	1	Cylinder Head ASM
19	D8RZ-6767-A	1	Adapter	41	89BM-6065-DA	10	Bolt-Head, Cylinder
20	E890100-S	1	Plug-Ball, Oil Gallery				

* Not Illustrated

† Obtain parts from your local Authorized Toro Dealer.

Order all parts from your local Ford Power Products Dealer unless otherwise noted.



T-1176

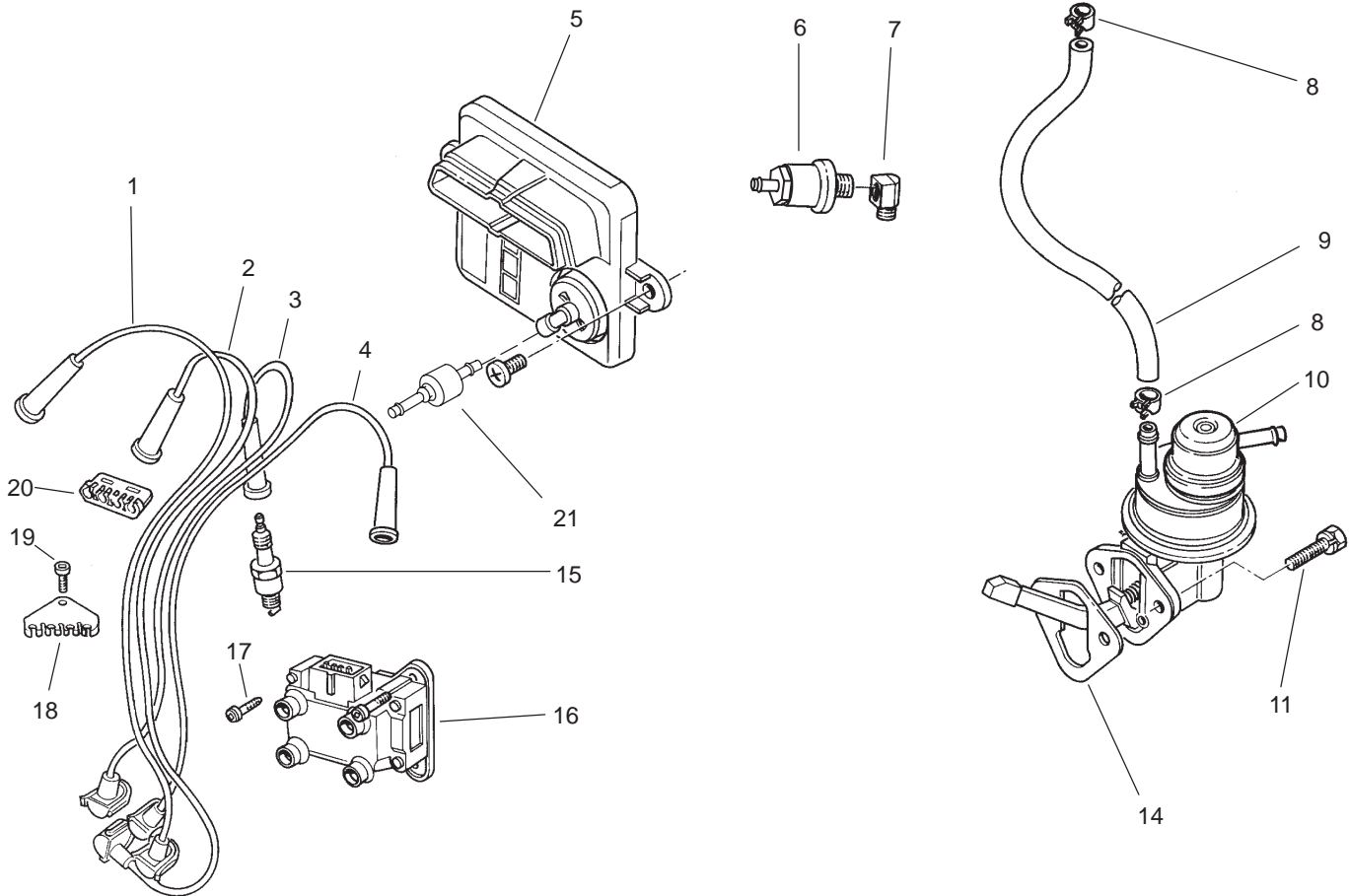
Manifold Assembly

Ref. No.	Part No.	Qty.	Description	Ref. No.	Part No.	Qty.	Description
1	DY681	1	Sensor-Temperature, Water				
2	89BF-9424-AD	1	Manifold-Intake				
3	E800157-S72	6	Bolt				
4	89BM-9441-AB	1	Gasket-Manifold, Intake				
5	77BF-9K442-AA	1	Adapter-Vacuum				
6	F5JL-9430-BA	1	Manifold-Exhaust				
7	95BM-9448-AC	4	Gasket-Manifold, Exhaust				
8	E805697-S76	8	Stud-M8 x 27.5				
9	N620481-S2	8	Nut-M8 UBS				
*†10	9990	1	Elbow				
*†11	92-0016	1	Nipple				
*	F5RZ-9H490-A						

* Not Illustrated

† Obtain parts from your local Authorized Toro Dealer.

Order all parts from your local Ford Power Products Dealer unless otherwise noted.



T-1233

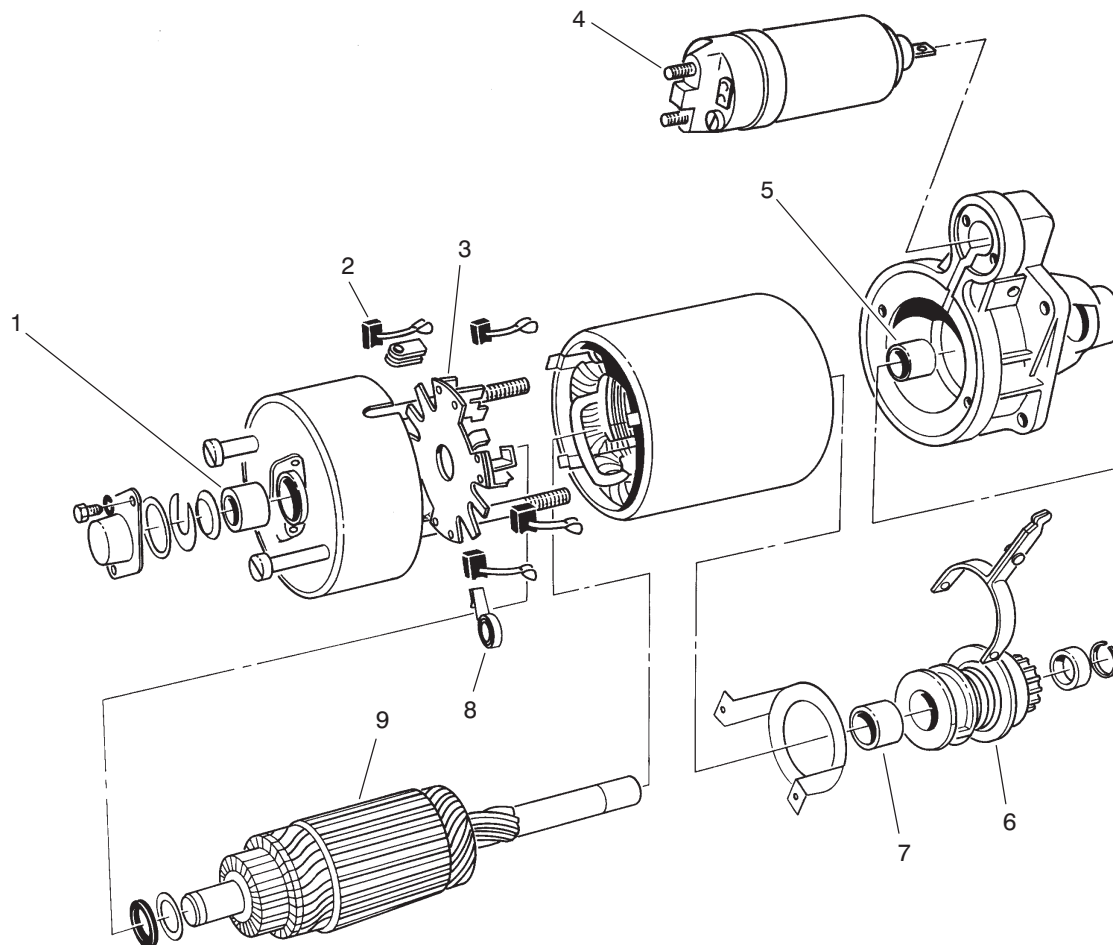
Ignition and Fuel Pump Assembly

Ref. No.	Part No.	Qty.	Description
1	89BF-12287-AE	1	Wire-Spark Plug, #4
2	89BF-12284-AE	1	Wire-Spark Plug, #3
3	89BF-12283-AE	1	Wire-Spark Plug, #2
4	88BF-12286-AE	1	Wire-Spark Plug, #1
5	89FB-12A297-GA	1	Module-Ignition
6	D7TZ-9155-E	1	Filter-Fuel (Motorcraft)
7	370829-S101	1	Elbow
8	380882-S32	A/R	Clamp-Hose, Fuel
9	381103-S180A	1	Hose-Fuel
10	83BF-9350-AA	1	Pump-Fuel
11	N602551-S2	2	Screw & Washer
14	83BM-9417-A1A	1	Gasket-Pump, Fuel
15	AGRF22		Plug-Spark
*	AGSF22C	4	Plug-Spark (Motorcraft)
16	96BF-12024-A1A	1	Coil & Bracket ASM
17	E804335-S201	3	Screw
18	89BF-12297-AA	1	Separator-Wire
19	E802166-S76	1	Screw
20	E865648-S	1	Separator-Wire
21	D9AZ12A197A	1	Valve
*	E8JL-12A200-AD	1	Harness-Main, Engine

Ref. No.	Part No.	Qty.	Description

* Not Illustrated

Order all parts from your local Ford Power Products Dealer unless otherwise noted.



T-1005

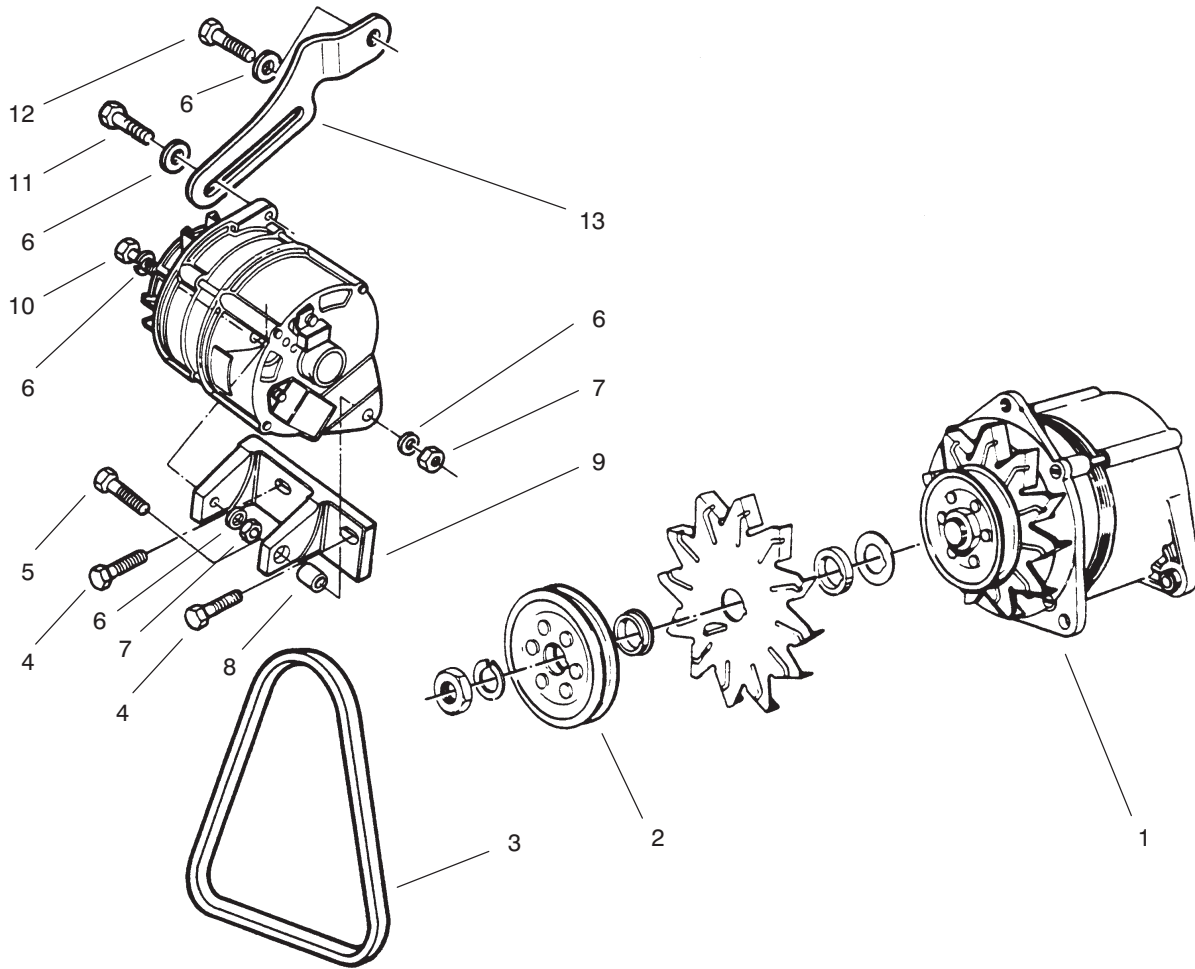
Starter Motor Assembly (91AB-11000-JB)

Ref. No.	Part No.	Qty.	Description
1		1	Bushing-End, Brush
2		1	Set-Brush
3		1	Holder-Brush
4	73AB-11390-AA	1	Solenoid-Starter
5		1	Bushing-End, Drive
6	77FB-11350-BA	1	Kit-Drive, Starter
7		1	Bushing-Drive, Starter
8		4	Spring-Brush
9		1	Kit-Install, Armature
*		1	Kit-Wiring, Service
*	C6JZ-6404-A	1	Decal-12 Volt, Electric

Ref. No.	Part No.	Qty.	Description

* Not Illustrated

Order all parts from your local Ford Power Products Dealer unless otherwise noted.



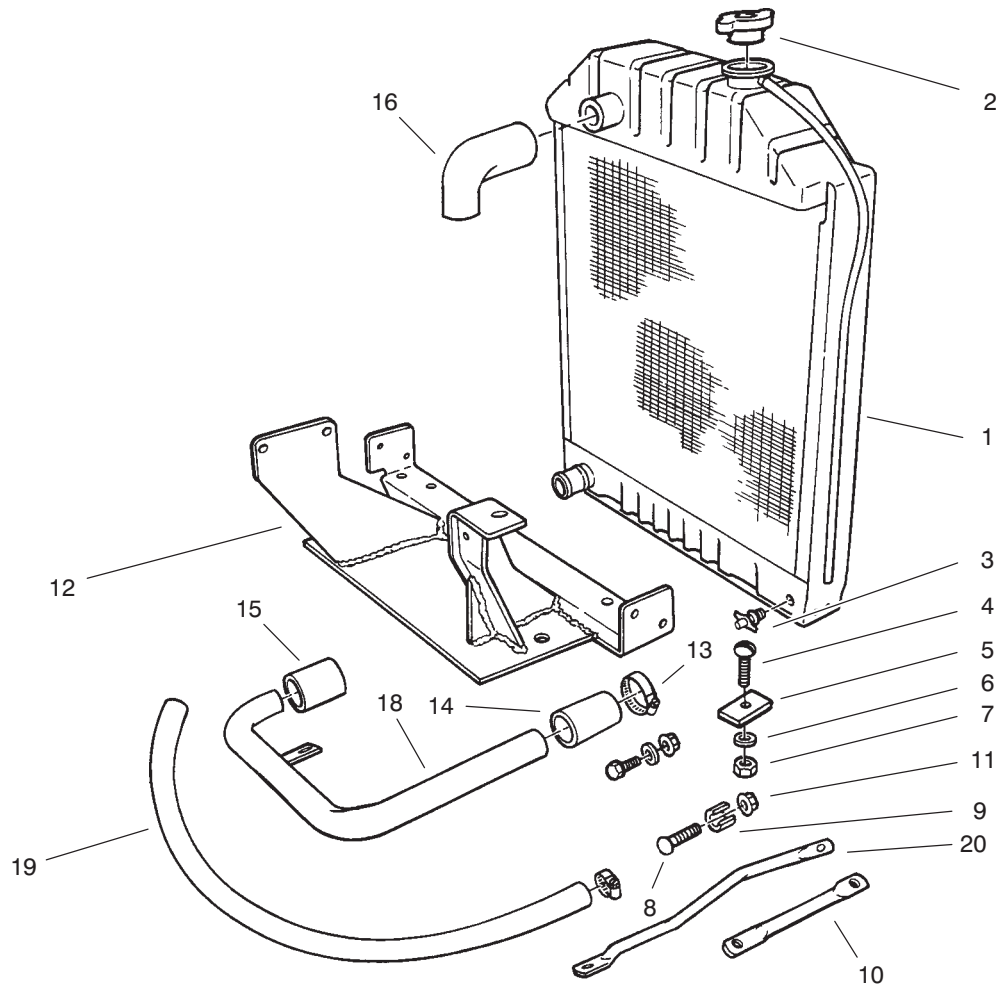
Alternator Regulator Assembly

Ref. No.	Part No.	Qty.	Description
1	D2JI-103460AB	1	Alternator-51 Amp.
2	D3JL-10A352-B	1	Pulley
3	DORY-8620-C	1	Belt-Water Pump / Alternator
4	N60580152	2	Bolt-M10-150 x 36
5	E601215-S200	1	Bolt-M8 x 50
6	E630173-S71M	5	Washer-Lock, M8
7	E620013-S72	2	Nut-M8
8	382400S2	1	Spacer
9	F3JL-10039-AA	1	Bracket-Mounting
10	E600213-S101	1	Bolt-M8 x 40
11	E602188-S72	1	Bolt-M8 x 25
12	E602187-S72	1	Bolt-M8 x 20
13	781F-10145-AA	1	Arm-Adjusting

Ref. No.	Part No.	Qty.	Description

* Not Illustrated

Order all parts from your local Ford Power Products Dealer unless otherwise noted.

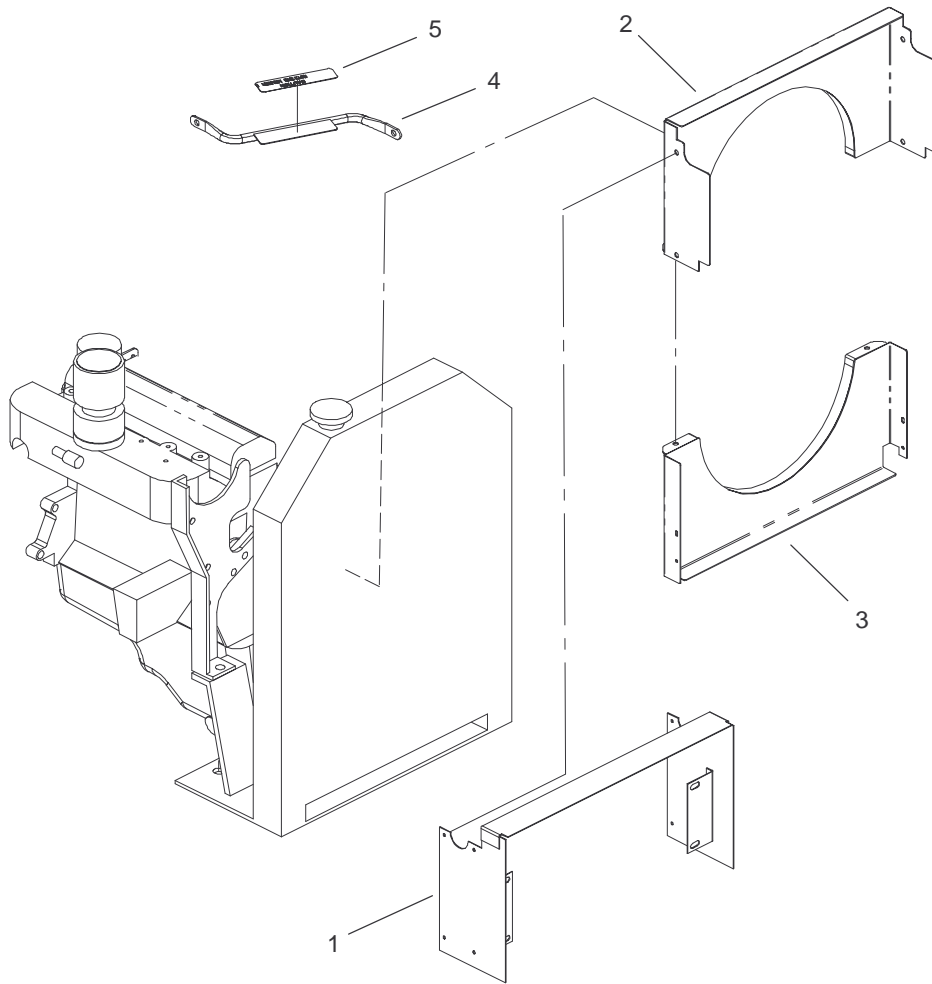


Radiator Assembly

Ref. No.	Part No.	Qty.	Description	Ref. No.	Part No.	Qty.	Description
1	E9JL-8005-AA	1	Radiator ASM				
2	E2NN-8100-AA	1	Cap-Radiator, 7 Psi				
3	8A-8115	1	Drain Cock				
4	383465-S100	2	Bolt-Radiator to Front Support				
5	7C-8125-A	2	Insulator				
6	3828367-S100	2	Washer-Flat, 7/16				
7	382400-S2	2	Nut - 7/16-14				
8	588111-S2	2	Bolt - 5/16-18 x 1.5 Carriage				
9	E9JL-10A370-AA	2	Spacer-Brace to Radiator				
10	E9JL-8046-AA	1	Brace-RH				
11	33770-S2	2	Nut - 5/16-18				
12	E8JL-5019-BA	1	Support				
13	B7AZ-8287-C	4	Clamp-Hose, 1.75				
*	D9AZ-8287-F	1	Clamp-Hose 2.25				
14	E8JL-8286-AA	1	Hose-Lower				
15	E9JL-8286-AA	1	Hose-Inlet, Water Pump				
16	E5JL-8260-AA	1	Hose-Radiator, Upper				
18	E8JL-8A521-BA	1	Tube-Radiator to Water Pump				
19	E9JL-8548-CA	1	Hose-Bypass				
20	E9JL-8046-BA	1	Brace-LH				

* Not Illustrated

Order all parts from your local Ford Power Products Dealer unless otherwise noted.



Sheet No.:15

Radiator Shroud Assembly

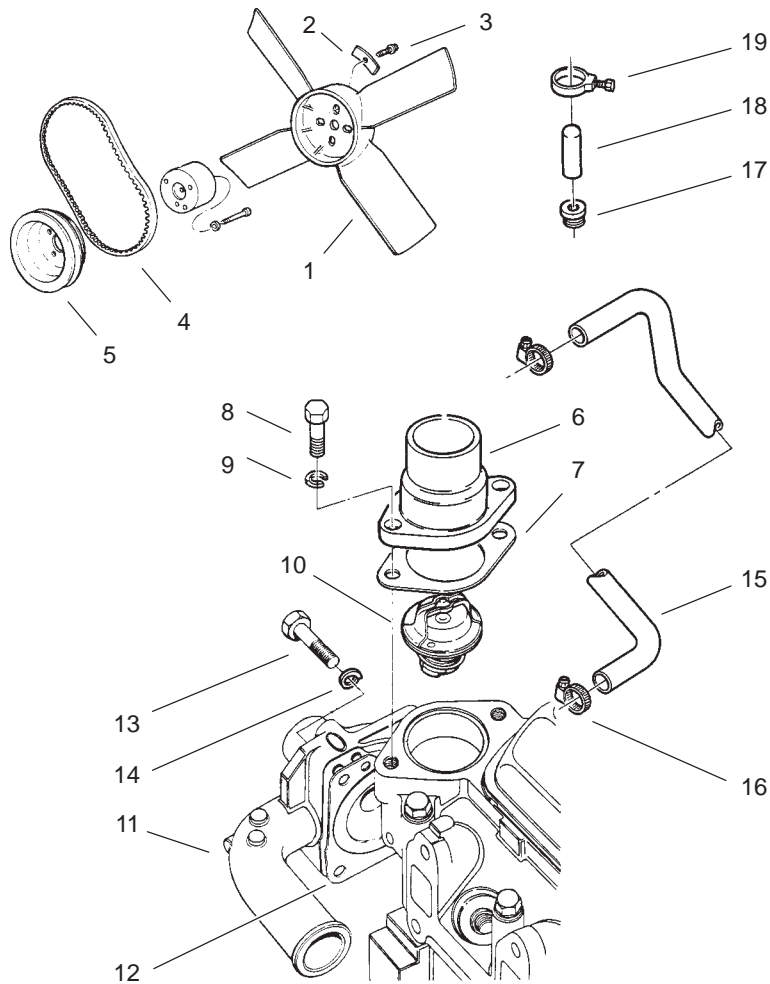
Ref. No.	Part No.	Qty.	Description
†1	42639	1	Shroud and Bracket ASM
†2	104-9116	1	Upper Fan Shroud ASM
†3	104-9119	1	Lower Fan Shroud ASM
†4	43087	1	Brace
†5	54-0890	1	Decal-Rotating

Ref. No.	Part No.	Qty.	Description

* Not Illustrated

† Obtain parts from your local Authorized Toro Dealer.

Order all parts from your local Ford Power Products Dealer unless otherwise noted.



Fan, Water Pump and Thermostat Assembly

Ref. No.	Part No.	Qty.	Description	Ref. No.	Part No.	Qty.	Description
1	E7JL-8600-AA	1	Fan-4 Blade, 14.5"				
2	E5JL-8N603-AA	1	Strap-Fan				
3	N605905-S2	1	Bolt				
4	E9JL-8620-A2A	1	Belt				
5	F1JL-8509-AC	1	Pulley-Water Pump, Two Groove				
6	D7JL-8594-AA	1	Connection-Outlet, Vertical Water				
7	84BF8255AA	1	Gasket-Outlet, Water				
8	E602187-S72	2	Bolt				
9	E630173-S71M	2	Washer				
10	D4PZ-8575-A	1	Thermostat				
11	92BX-8591-AA	1	Pump-Water				
12	89BM-8507-AA	1	Gasket-Pump, Water				
13	E600113-S72	3	Bolt				
14	E832108-S71M	3	Washer				
15	E9JL-8548-CA	1	Hose-Bypass				
16	E6TZ-9171-C	2	Clamp-Hose				
17	E6JL-8A574-AA	1	Plug-M22				
18	C9AZ-9C492-A	1	Cap-Nipple, Water Outlet				
19	C9AZ-8287-A	2	Clamp-Hose				

* Not Illustrated

Order all parts from your local Ford Power Products Dealer unless otherwise noted.

