



# Groundsmaster<sup>®</sup> 580-D

## Traction Unit

Model No. 30581-230000301 and Up

## Parts Catalog

---

### Ordering Replacement Parts

To order replacement parts, please supply: the part number, the quantity, and the description of each part desired.

### Understanding Reference Numbers

Each identified part in an illustration has a reference number. The reference number for a part also appears in the parts list, along with other information about the part.

This catalog uses two special reference number formats, one to indicate parts in a service assembly and another to indicate the quantity of a given part in an illustration.

### Service Assembly Reference Numbers

Parts in service assemblies have reference numbers in the form **a:b**. The **a** represents the reference number of the entire service assembly and the **b** represents a sequential number unique to each part within the service assembly.

For example, a wheel assembly might be identified by reference number **6**, the tire by **6:1**, the valve by **6:2**, and the wheel by **6:3**. When you order the assembly identified by reference number **6**, you receive all parts identified by reference numbers **6:1**, **6:2**, and **6:3**. However, you may also order any part individually.

Reference numbers of this type appear in illustrations and in part lists.

### Reference Numbers Indicating Quantity

In an illustration, if a reference number indicates more than one part, the reference number has the form **nX y**. The **n** represents the quantity of the part, the **X** is the multiplication symbol, and the **y** represents the reference number.

For example, in an illustration, the reference number **2X 37** means that two of the parts identified by reference number **37** are indicated.

## Contents

| Description   | Page | Description                                      | Page |
|---|------|--|------|
| Seat Assembly .....   | 4    | Fan Drive Assembly .....                         | 48   |
| Seat Pivot and Bellow Assembly .....                        | 5    | Muffler and Air Cleaner Assembly .....           | 49   |
| Seat Suspension Assembly .....                              | 6    | Air Cleaner Assembly No. 98–0800 .....           | 50   |
| Steering Tower Assembly .....                               | 7    | Battery Frame Assembly .....                     | 51   |
| Steering Valve Assembly No. 106–0270 .....                  | 9    | Deck Manifold Assembly No. 95–5908 .....         | 53   |
| Steering Brake Assembly .....                               | 10   | Rear Axle Assembly .....                         | 54   |
| Service Brake Assembly .....                                | 11   | Hydraulic Cylinder Assembly No. 98–0661 .....    | 56   |
| Master Cylinder Assembly No. 69–2640 .....                  | 12   | Front Lift Arm Assembly .....                    | 57   |
| Traction Pedal and Cruise Control Assembly .....            | 13   | Hydraulic Cylinder Assembly No. 92–4971 .....    | 59   |
| Housing, Throttle and Upper Control Panel<br>Assembly ..... | 14   | Wing Deck Lift Assembly .....                    | 60   |
| Control Box and<br>Lower Control Panel Assembly .....       | 15   | Hydraulic Cylinder Assembly No. 74–2170 .....    | 62   |
| Lift Valve Installation Assembly .....                      | 17   | Wing Deck Latch Assembly .....                   | 63   |
| Lift Valve Assembly No. 69–1780 .....                       | 18   | Outer Wing Deck Lift Assembly .....              | 64   |
| Counterbalance Manifold Installation Assembly ..            | 19   | Deck Motor Assembly .....                        | 65   |
| Counterbalance Manifold Assembly No. 95–5907                | 20   | Hydraulic Motor Assembly No. 94–4907 .....       | 66   |
| Frame Assembly .....  | 21   | Hydraulic Schematic .....                        | 67   |
| Hydraulic Compartment Assembly .....                        | 22   | Electrical Schematic .....                       | 68   |
| Hydraulic Line Assembly .....                               | 24   | Controller Electrical Schematic .....            | 69   |
| Hydraulic Line Clamp Assembly .....                         | 25   | Operators Control Panel Electrical Schematic ... | 70   |
| Fuel Tank Assembly .....                                    | 26   | Cylinder Head Assembly .....                     | 71   |
| Hydraulic Tank Assembly .....                               | 27   | Valve Mechanism Assembly .....                   | 72   |
| Hydraulic Filter Assembly .....                             | 28   | Rocker Cover and Camshaft Assembly .....         | 73   |
| Variable Displacement<br>Pump Installation .....            | 29   | Crankcase Assembly .....                         | 74   |
| Hydraulic Pump Assembly No. 93–9322 .....                   | 31   | Flywheel Housing and Main Metal Assembly ....    | 75   |
| Driveshaft Assembly No. 98–0819 .....                       | 33   | Timing Gear Case and Timing Gear Assembly ..     | 76   |
| Hydraulic Gear Pump Assembly No. 69–2220 ...                | 34   | Oil Pan and Oil Level Assembly .....             | 77   |
| Front Wheel Assembly .....                                  | 35   | Piston and Connecting Rod Assembly .....         | 78   |
| Planetary Gear Drive Assembly No. 69–1730–03                | 37   | Crankshaft and Flywheel Assembly .....           | 79   |
| Hydraulic Motor Assembly No. 69–3050 .....                  | 38   | Inlet and Exhaust Manifold Assembly .....        | 80   |
| Wheel Brake Assembly .....                                  | 39   | Oil System Assembly .....                        | 81   |
| Cowl Assembly .....   | 40   | Cooling System Assembly .....                    | 82   |
| Hood Assembly .....   | 41   | Fuel Injection Pump Mount Assembly .....         | 83   |
| Radiator and Oil Cooler Assembly .....                      | 42   | Nozzle Assembly .....                            | 84   |
| Engine Installation Assembly .....                          | 44   | Injection Pump Assembly .....                    | 86   |
| Fuel Filter Assembly No. 69–1750 .....                      | 45   | Governor Assembly .....                          | 88   |
| Double Gear Pump Installation Assembly .....                | 46   | Feed Pump Assembly .....                         | 90   |
| Double Gear Pump Assembly No. 69–2050–03 ..                 | 47   | Fuel Filter Assembly .....                       | 91   |
|   |      | Electrical Components Assembly .....             | 92   |
|   |      | Alternator Assembly .....                        | 93   |
|   |      | Overhaul Gasket Kit Assembly .....               | 94   |

## Accessories

| Description                  | Model / Part No. | Description                         | Model / Part No. |
|------------------------------|------------------|-------------------------------------|------------------|
| Road Light Kit               | 30594            | Shipping Bracket (for cutting unit) | 30587            |
| Left Cutting Unit            | 30591            | Air Conditioner                     | 30597            |
| 92" Triflex Cutting Unit     | 30592            | Cold Start Kit                      | 30590            |
| Right Cutting Unit           | 30593            | Flow Combiner                       | 30586            |
| Extra Traction Drive Tire    | 231–140          | Mulcher Kit                         | 30588            |
| Foam Filled 12" Caster Tire  | 98–7329          | 4WD Assist Kit                      | 30598            |
| Foam Filled 10.5 Caster Tire | 93–5973          | CE Kit                              | 94–9800          |

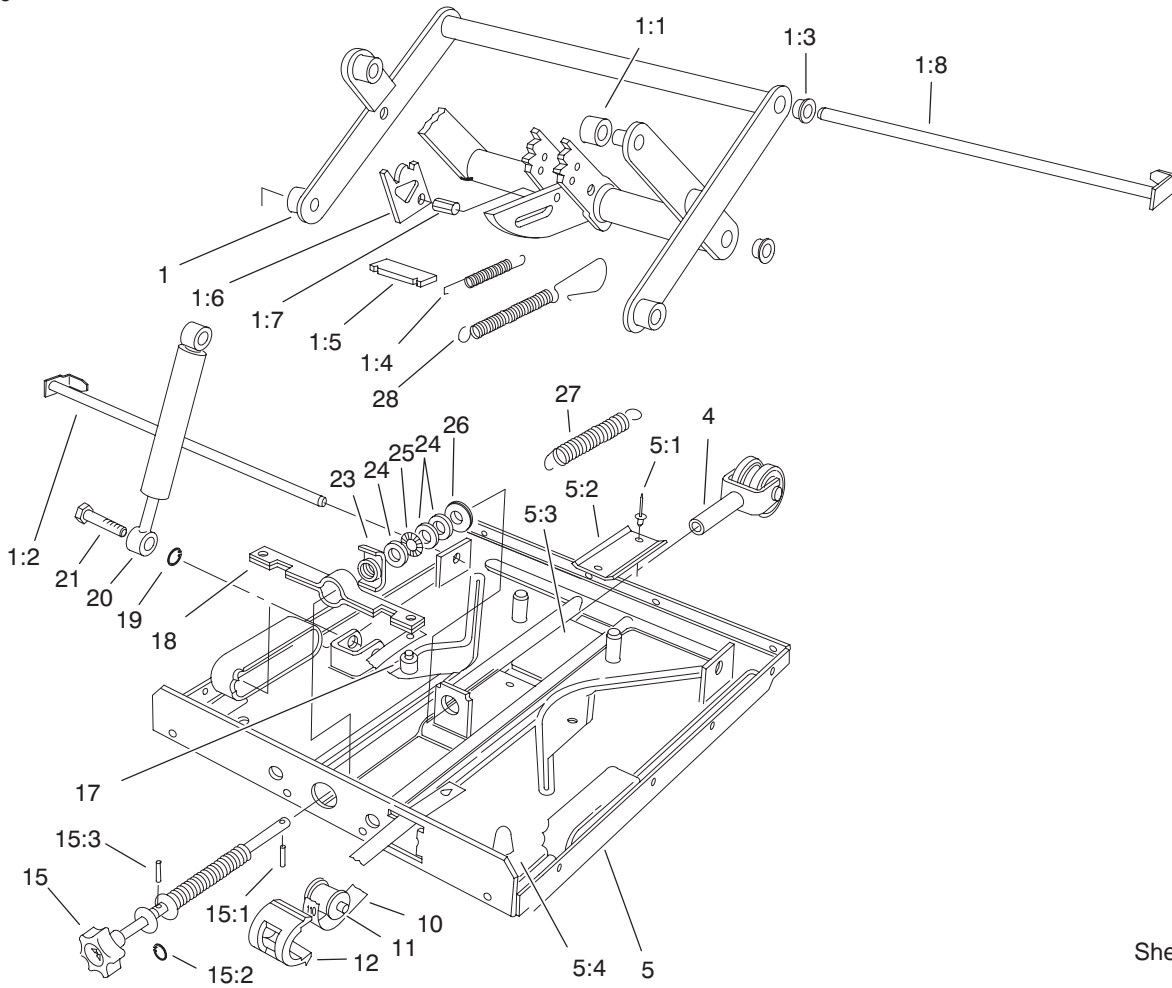
## Part Description Abbreviations

Part descriptions in this catalog may include the following abbreviations.

| Abbreviation | Meaning                           | Abbreviation | Meaning                 |
|--------------|-----------------------------------|--------------|-------------------------|
| AR           | as required                       | INC          | incorporated            |
| ASM          | assembly                          | LH           | left hand               |
| CARR         | carriage                          | NI           | nylon insert            |
| DEG          | degrees                           | PPH          | Phillips pan head       |
| FH           | flat head                         | PTH          | Phillips truss head     |
| GA           | gauge                             | PTO          | power take off          |
| HF           | hex flange                        | RH           | right hand              |
| HH           | hex head                          | SFH          | slotted fillister head  |
| HHF          | hex head flange                   | SHH          | slotted hex head        |
| HLH          | hex lag head                      | SQH          | square head             |
| HJ           | hex jam                           | SHWH         | slotted hex washer head |
| HOC          | height-of-cut                     | SPH          | slotted pan head        |
| HS           | hex socket                        | SRH          | slotted round head      |
| HSBH         | hex socket button head            | STD          | standard                |
| HSFH         | hex socket flat head              | TAP          | self tapping            |
| HSH          | hex socket head                   | TTH          | Torx truss head         |
| HWH          | hex washer head                   | WH           | wing head               |
| HWHTF        | hex washer head<br>thread forming |              |                         |





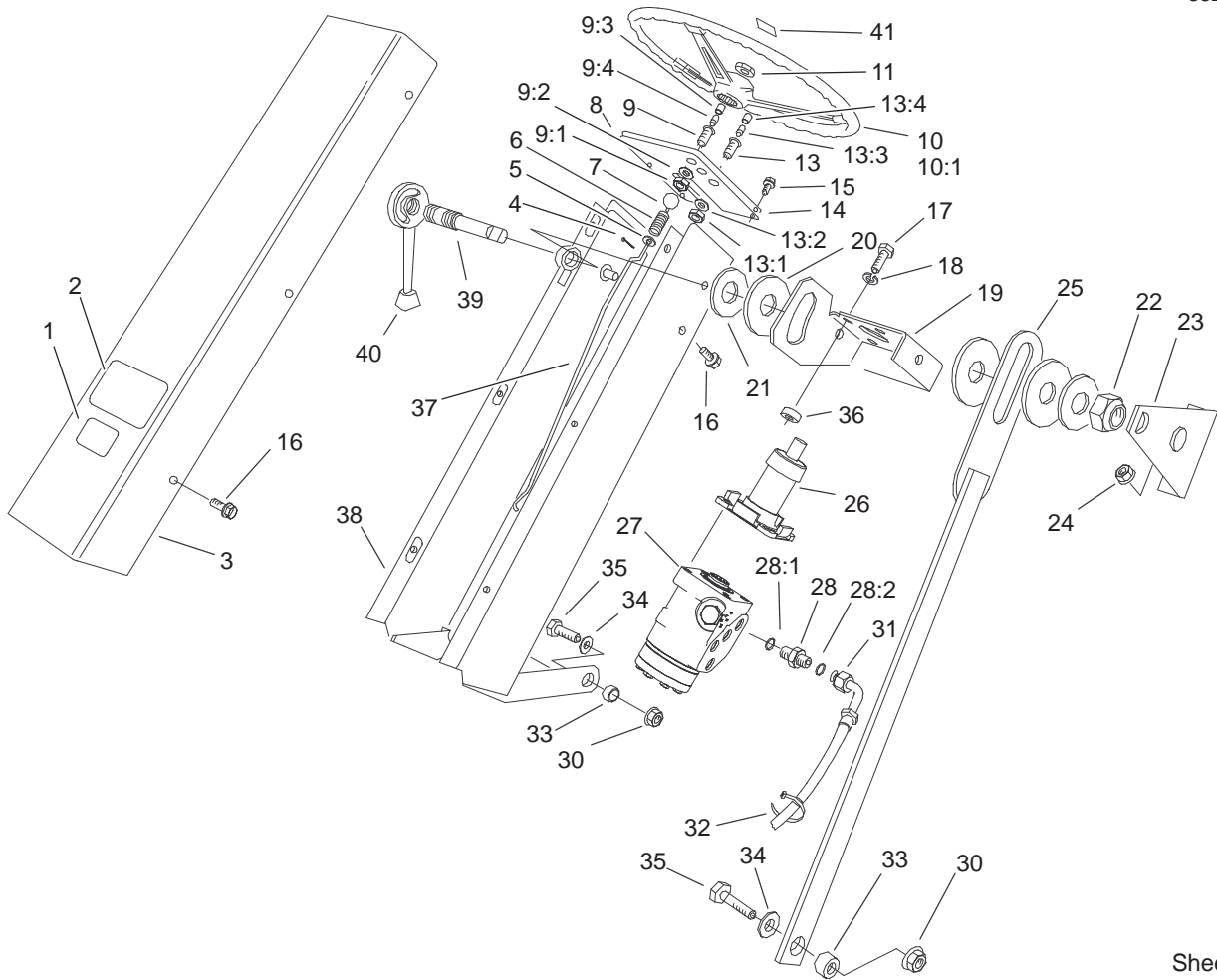


Sheet No.:A1  
T-0483

## Seat Suspension Assembly

| Ref. No. | Part No. | Qty. | Description                    |
|----------|----------|------|--------------------------------|
| 1        | 71-2200  | 1    | Swing Arm ASM                  |
| 1:1      | 40-4010  | 4    | Roller                         |
| 1:2      | 71-2170  | 1    | Pin                            |
| 1:3      | 71-2180  | 4    | Bearing                        |
| 1:4      | 40-4350  | 2    | Spring-Coil                    |
| 1:5      | 40-4360  | 1    | Plate                          |
| 1:6      | 40-4380  | 2    | Bracket-Release                |
| 1:7      | 40-4370  | 1    | Bolt                           |
| 1:8      | 71-2190  | 1    | Pin                            |
| 4        | 71-2290  | 1    | Fork And Triple<br>Bearing ASM |
| 5        | 71-2310  | 1    | Plate-Suspension,<br>Lower     |
| 5:1      | 40-4090  | 2    | Rivet                          |
| 5:2      | 40-4080  | 1    | U-Track                        |
| 5:3      | 40-4120  | 1    | Rubber                         |
| 5:4      | 71-2300  | 2    | Bumper-Rubber                  |
| 10       | 71-2280  | 1    | Band-Indicator,<br>Weight      |
| 11       | 40-4150  | 1    | Roller                         |
| 12       | 40-4160  | 1    | Guide-Sleeve                   |
| 15       | 71-2240  | 1    | Knob ASM                       |
| 15:1     | 71-2210  | 1    | Pin                            |
| 15:2     | 71-2230  | 1    | Ring-Snap                      |
| 15:3     | 71-2220  | 1    | Pin                            |
| 17       | 40-4230  | 1    | Plug                           |

| Ref. No. | Part No. | Qty. | Description               |
|----------|----------|------|---------------------------|
| 18       | 71-2250  | 1    | Bracket-Spring            |
| 19       | 71-2330  | 2    | Ring-Snap                 |
| 20       | 71-2340  | 1    | Absorber-Shock            |
| 21       | 71-2320  | 2    | Pin                       |
| 23       | 71-2270  | 1    | Nut-Special               |
| 24       | 40-4070  | 3    | Washer                    |
| 25       | 40-4310  | 1    | Bearing-Thrust,<br>Needle |
| 26       | 40-4060  | 1    | Washer-Rubber             |
| 27       | 71-2260  | 2    | Spring                    |
| 28       | 40-4340  | 1    | Spring-Coil               |



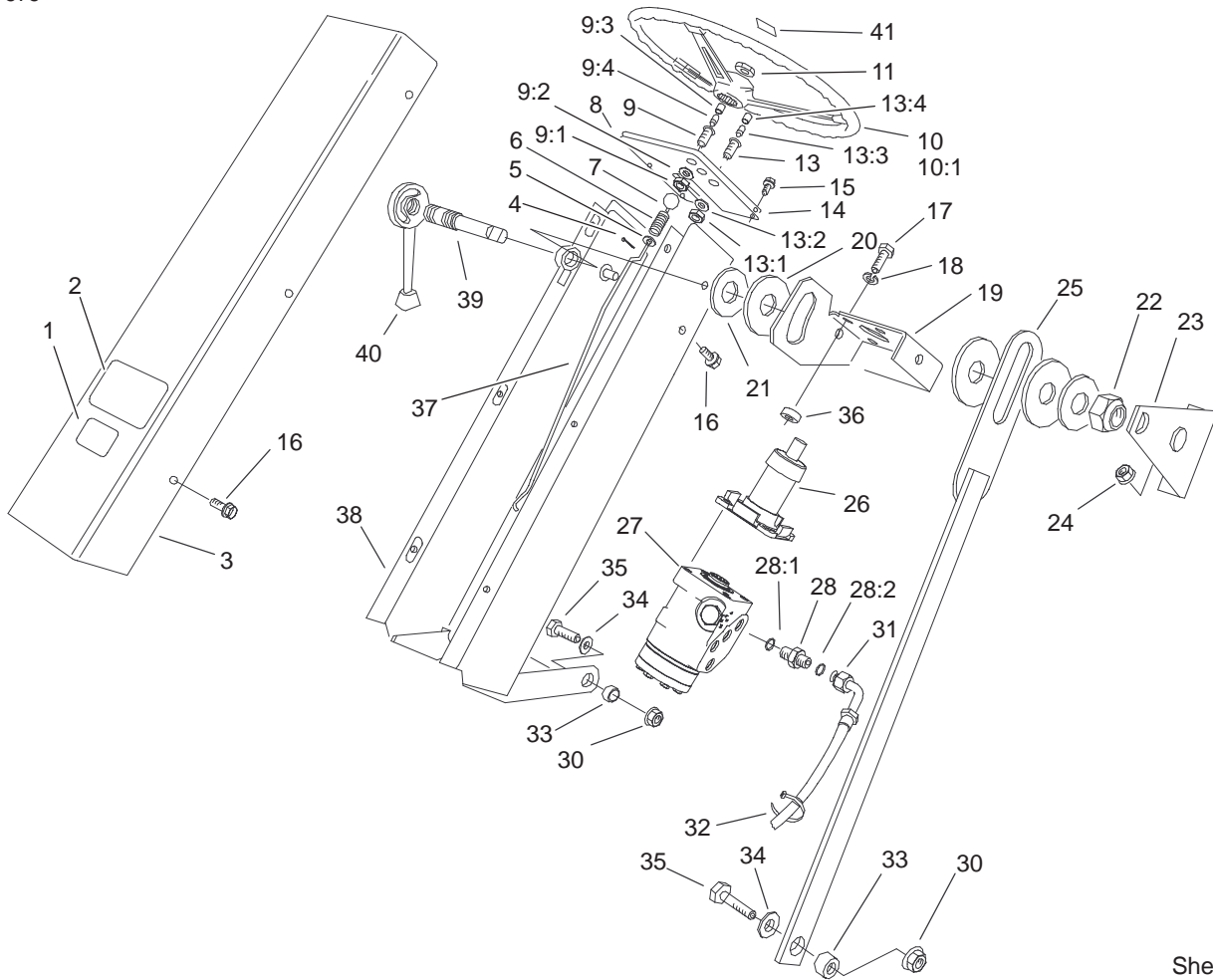
Sheet No.:4

## Steering Tower Assembly

| Ref. No. | Part No.   | Qty. | Description               |
|----------|------------|------|---------------------------|
| 1        | 93-7252    | 1    | Decal                     |
| 2        | 62-5550    | 1    | Decal                     |
| 3        | 69-8510-01 | 1    | Cover-Tower, Steering     |
| 4        | 3272-5     | 1    | Pin-Cotter                |
| 5        | 3256-22    | 1    | Washer-Flat               |
| 6        | 95-1821-03 | 1    | Spring-Compression        |
| 7        | 233-17     | 1    | Knob                      |
| 8        | 69-9440-03 | 1    | Panel-Tower, Steering     |
| 9        | 44-2210    | 1    | Light-Indicator, Red      |
| 9:1      | 218-535    | 1    | Nut-Hex                   |
| 9:2      | 218-536    | 1    | Washer-Lock               |
| 9:3      | 218-533    | 1    | Lens                      |
| ☆9:4     |            | 1    | Bulb                      |
| 10       | 98-1471    | 1    | Wheel-Steering            |
| 10:1     | 98-1468    | 1    | Cover-Wheel, Steering     |
| 11       | 94-9952    | 1    | Nut-Hex                   |
| 13       | 44-2212    | 2    | Amber Indicator Light ASM |
| 13:1     | 218-535    | 1    | Nut-Hex                   |
| 13:2     | 218-536    | 1    | Washer-Lock               |
| ☆13:3    |            | 1    | Bulb                      |
| 13:4     | 218-562    | 1    | Lens                      |
| 14       | 95-0825    | 1    | Panel-Tower, Steering     |
| 15       | 32144-64   | 4    | Screw                     |
| 16       | 3234-14    | 7    | Screw-HHF                 |

| Ref. No. | Part No.    | Qty. | Description            |
|----------|-------------|------|------------------------|
| 17       | 33115-030   | 4    | Screw-HH               |
| 18       | 48-9590     | 4    | Washer-Lock            |
| 19       | 106-0293-03 | 1    | Bracket-Gear, Steering |
| 20       | 31-0390     | 3    | Disc-Friction          |
| 21       | 20-9500     | 2    | Washer                 |
| 22       | 3296-49     | 1    | Nut-Lock, NI           |
| 23       | 69-7740-03  | 1    | Support-Gear, Steering |
| 24       | 32128-20    | 2    | Nut-HF                 |
| 25       | 69-7760-03  | 1    | Link-Gear, Steering    |
| 26       | 106-0271    | 1    | Column-Steering        |
| 27       | 106-0270    | 1    | Valve-Steering         |
| 28       | 340-1       | 4    | Adapter                |
| 28:1     | 237-35      | 1    | O-Ring                 |
| 28:2     | 237-42      | 1    | O-Ring                 |
| 30       | 32128-23    | 3    | Nut-HF                 |
| 31       | 69-5500     | 4    | Hose ASM               |
| 32       | 3290-378    | 8    | Tie-Cable              |
| 33       | 28-0380     | 3    | Spacer-Axle, Front     |
| 34       | 3256-26     | 3    | Washer-Flat            |
| 35       | 325-5       | 3    | Screw-HH               |
| 36       | 46-1600     | 4    | Spacer                 |
| 37       | 106-0331-03 | 1    | Rod-Latch, Brake       |
| 38       | 69-8160-01  | 1    | Tower-Steering         |
| 39       | 69-9230     | 1    | Shaft-Pivot, Steering  |

☆ Not serviced separately



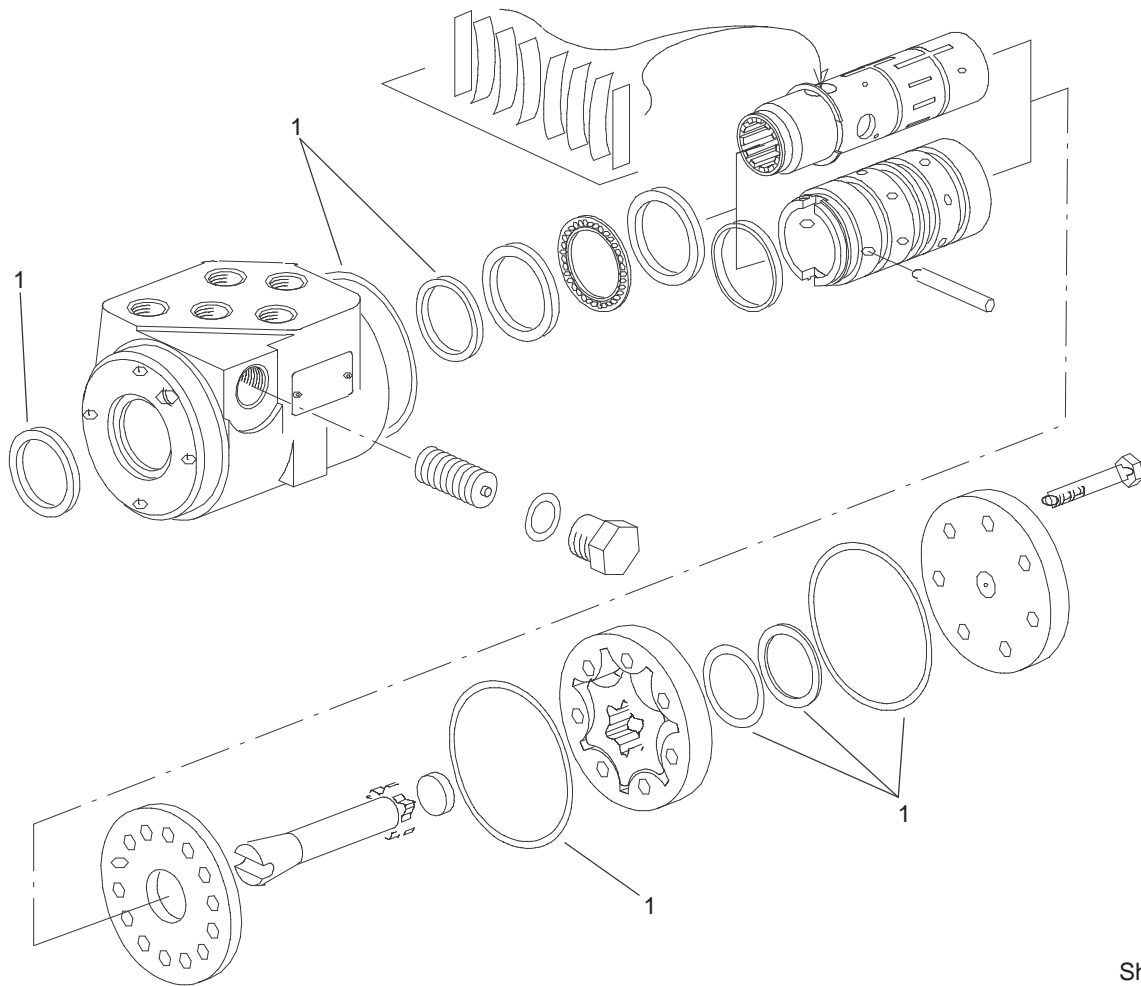
Sheet No.:4

### Steering Tower Assembly (Continued)

| Ref. No. | Part No.   | Qty. | Description |
|----------|------------|------|-------------|
| 40       | 69-1560-03 | 1    | Lever-Lock  |
| 41       | 98-1459    | 1    | Decal       |

| Ref. No. | Part No. | Qty. | Description |
|----------|----------|------|-------------|
|          |          |      |             |



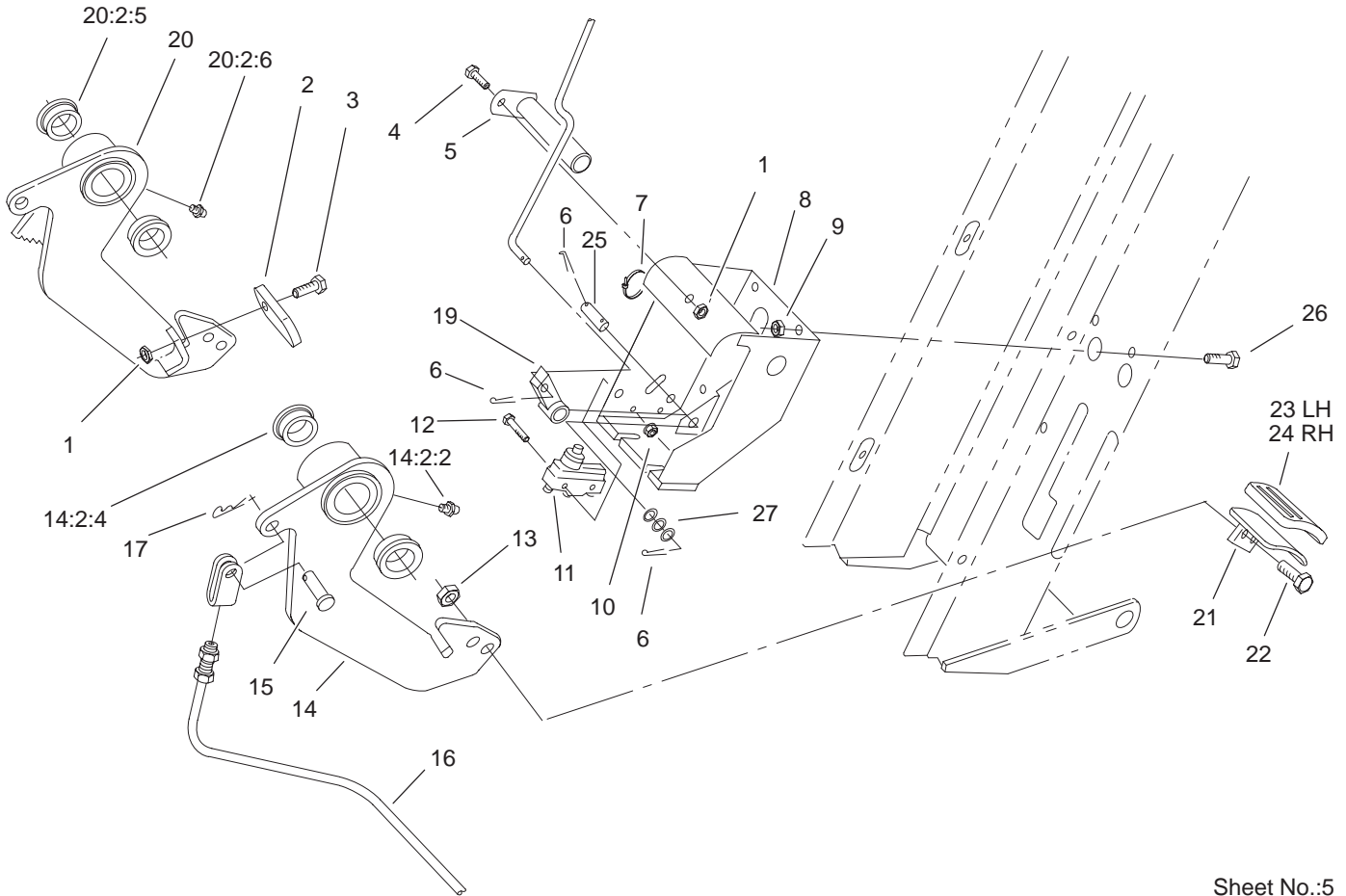


Sheet No.:A2

## Steering Valve Assembly No. 106-0270

| Ref. No. | Part No. | Qty. | Description |
|----------|----------|------|-------------|
| 1        | 94-4099  | 1    | Seal Kit    |

| Ref. No. | Part No. | Qty. | Description |
|----------|----------|------|-------------|
|          |          |      |             |

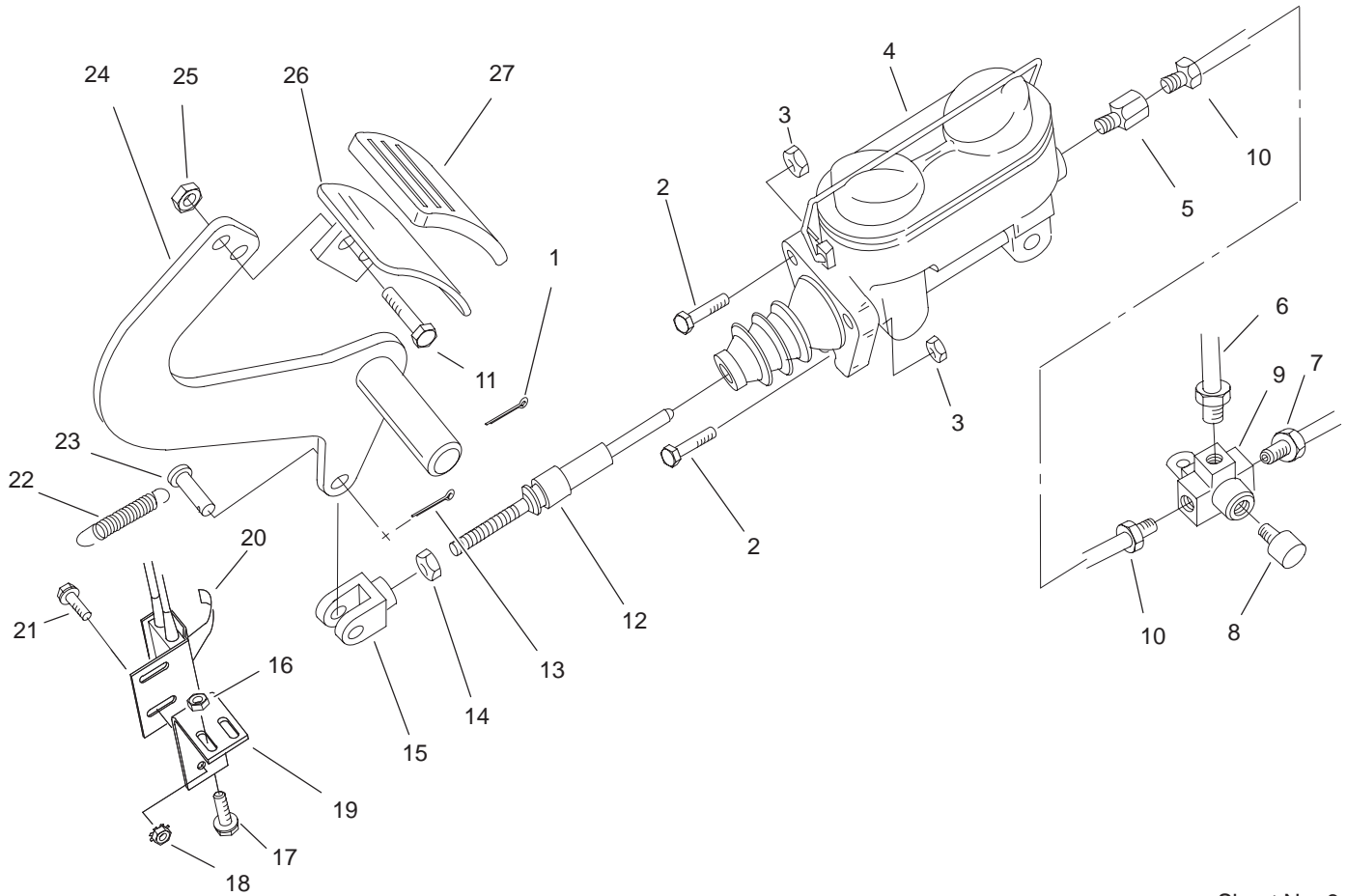


Sheet No.:5

## Steering Brake Assembly

| Ref. No. | Part No.   | Qty. | Description        |
|----------|------------|------|--------------------|
| 1        | 32152-4    | 2    | Nut-Hex            |
| 2        | 69-9210-03 | 1    | Lever-Latch, Brake |
| 3        | 321-4      | 1    | Screw-HH           |
| 4        | 321-2      | 1    | Screw-HH           |
| 5        | 69-7790-03 | 1    | Pin                |
| 6        | 3272-6     | 3    | Pin-Cotter         |
| 7        | 3290-378   | 1    | Tie-Cable          |
| 8        | 69-7840-03 | 1    | Mount-Brake        |
| 9        | 32128-20   | 3    | Nut-HF             |
| 10       | 3296-9     | 2    | Nut-Lock, NI       |
| 11       | 29-6163    | 1    | Switch-Micro       |
| 12       | 3249-11    | 2    | Screw-Machine, Srh |
| 13       | 32152-1    | 4    | Nut-Lock, NI       |
| 14       | 69-7880-03 | 1    | Arm-Brake, LH      |
| 14:2:2   | 302-5      | 1    | Fitting-Grease     |
| 14:2:4   | 256-247    | 2    | Bushing-Flange     |
| 15       | 283-1      | 2    | Pin-Clevis         |
| 16       | 69-5670    | 2    | Cable-Brake        |
| 17       | 3290-307   | 2    | Pin-Hair           |
| 19       | 69-7720-03 | 1    | Pawl-Brake         |
| 20       | 69-7890-03 | 1    | Arm-Brake, RH      |
| 20:2:5   | 256-247    | 2    | Bushing-Flange     |
| 20:2:6   | 302-5      | 1    | Fitting-Grease     |
| 21       | 69-7700-03 | 2    | Pedal              |
| 22       | 322-4      | 4    | Screw-HH           |
| 23       | 49-6171    | 1    | Pad-Brake, LH      |

| Ref. No. | Part No. | Qty. | Description   |
|----------|----------|------|---------------|
| 24       | 49-6172  | 1    | Pad-Brake, RH |
| 25       | 69-9200  | 1    | Pin           |
| 26       | 3234-14  | 4    | Screw-HHF     |
| 27       | 3256-22  | 4    | Washer-Flat   |



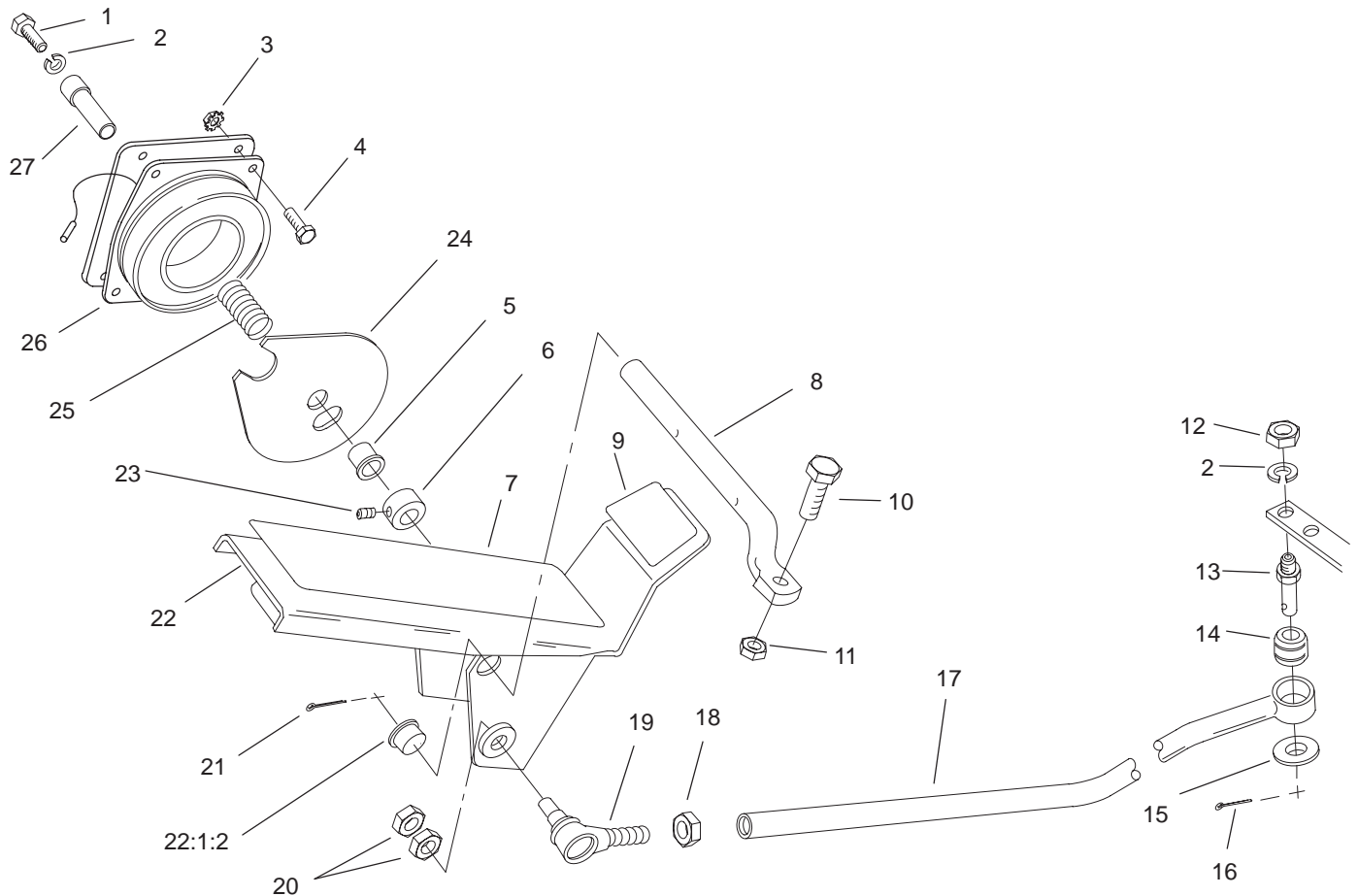
Sheet No.:6

## Service Brake Assembly

| Ref. No. | Part No.   | Qty. | Description            |
|----------|------------|------|------------------------|
| 1        | 3272-12    | 1    | Pin-Cotter             |
| 2        | 323-7      | 3    | Screw-HH               |
| 3        | 32128-21   | 3    | Nut-HF                 |
| 4        | 69-2640    | 1    | Cylinder-Master        |
| 5        | 353-994    | 1    | Fitting-Brake          |
| 6        | 74-2530    | 1    | Front Brake Tube ASM   |
| 7        | 74-2510    | 1    | LH Brake Tube ASM      |
| 8        | 218-242    | 1    | Switch-Light, Stop     |
| 9        | 218-243    | 1    | Tee                    |
| 10       | 74-2520    | 1    | RH Brake Tube ASM      |
| 11       | 322-4      | 2    | Screw-HH               |
| 12       | 69-9340    | 1    | Shaft-Cylinder, Master |
| 13       | 3272-10    | 1    | Pin-Cotter             |
| 14       | 3220-2     | 1    | Nut                    |
| 15       | 282-2      | 1    | Yoke                   |
| 16       | 32149-2    | 2    | Nut                    |
| 17       | 3234-13    | 2    | Screw-HHF              |
| 18       | 32127-11   | 2    | Nut-Lock               |
| 19       | 93-7039-01 | 1    | Bracket-Brake          |
| 20       | 93-7037    | 1    | Switch                 |
| 21       | 32144-1    | 2    | Screw-Taptite          |
| 22       | 21-1830    | 1    | Spring-Extension       |
| 23       | 283-1      | 1    | Pin-Clevis             |
| 24       | 69-8750-03 | 1    | Service Brake ASM      |
| 25       | 32152-1    | 2    | Nut-Lock, NI           |

| Ref. No. | Part No.   | Qty. | Description |
|----------|------------|------|-------------|
| 26       | 69-7700-03 | 1    | Pedal       |
| 27       | 49-6170    | 1    | Pad-Brake   |



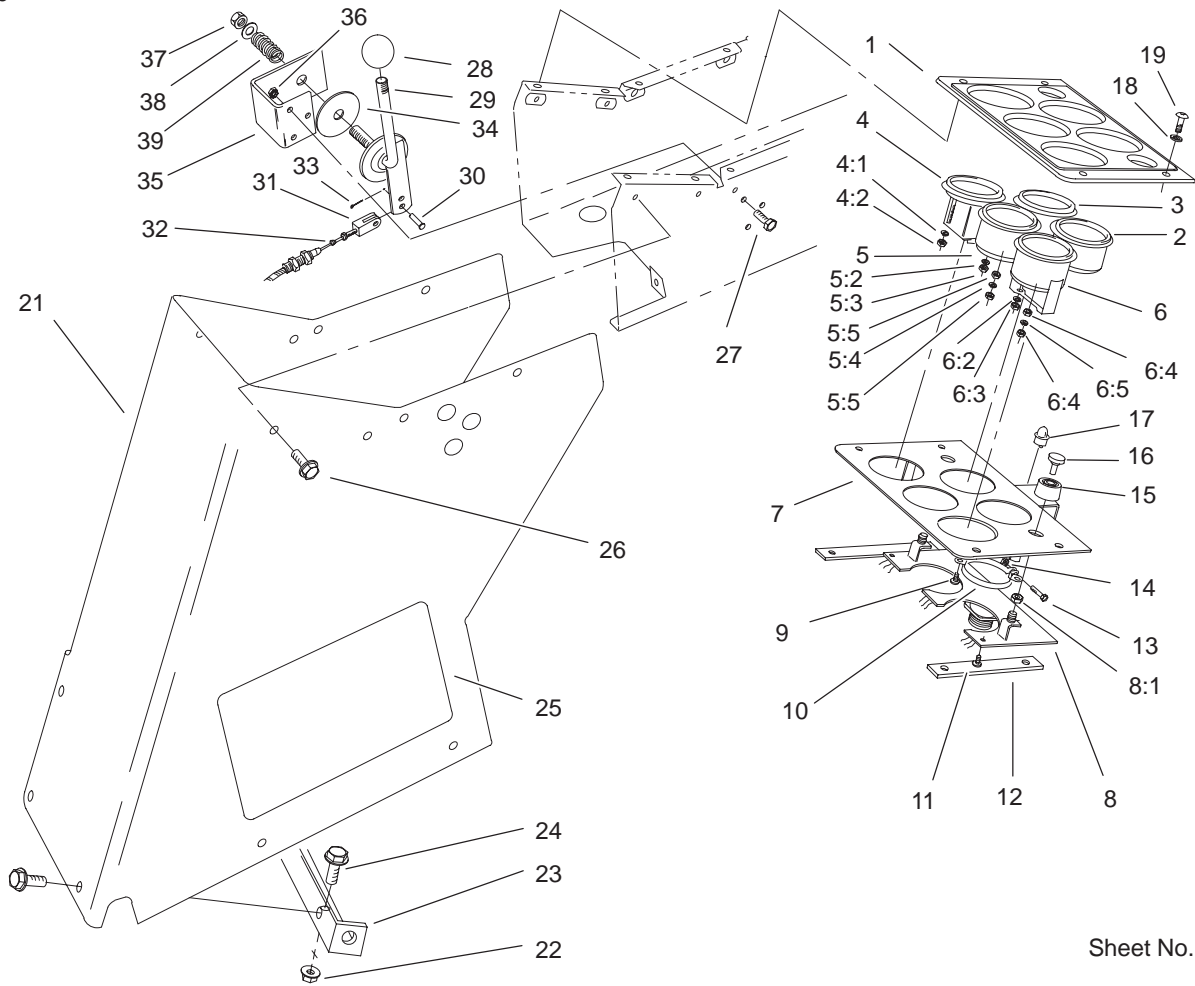


Sheet No.:7

## Traction Pedal and Cruise Control Assembly

| Ref. No. | Part No.   | Qty. | Description          |
|----------|------------|------|----------------------|
| 1        | 323-6      | 1    | Screw-HH             |
| 2        | 3253-21    | 2    | Washer-Lock          |
| 3        | 32149-2    | 4    | Nut                  |
| 4        | 321-3      | 4    | Screw-HH             |
| 5        | 256-273    | 1    | Bushing-Flange       |
| 6        | 43-6320    | 1    | Collar               |
| 7        | 71-0440    | 1    | Abrasive-Pedal       |
| 8        | 69-9390    | 1    | Shaft-Pedal          |
| 9        | 71-0450    | 1    | Abrasive-Pedal, Rear |
| 10       | 3234-14    | 1    | Screw-HHF            |
| 11       | 32128-20   | 1    | Nut-HF               |
| 12       | 3217-7     | 1    | Nut-Hex              |
| 13       | 69-9030    | 1    | Post-Device, Neutral |
| 14       | 23-2270    | 1    | Bushing-Rubber       |
| 15       | 3256-6     | 1    | Washer-Flat          |
| 16       | 3272-10    | 1    | Pin-Cotter           |
| 17       | 74-2700-03 | 1    | Rod-Control          |
| 18       | 3220-5-01  | 1    | Nut-HJ               |
| 19       | 21-0141-03 | 1    | RH Ball Joint ASM    |
| 20       | 3220-3     | 2    | Nut-Jam              |
| 21       | 3272-7     | 2    | Pin-Cotter           |
| 22       | 99-5347-03 | 1    | Pedal-Traction       |
| 22:1:2   | 256-156    | 2    | Bushing-Flange       |
| 23       | 3245-32    | 1    | Screw-HS             |
| 24       | 99-5348    | 1    | Plate-Clutch         |
| 25       | 43-6200    | 1    | Spring-Compression   |

| Ref. No. | Part No. | Qty. | Description         |
|----------|----------|------|---------------------|
| 26       | 100-8016 | 1    | Field Core Coil ASM |
| 27       | 92-9701  | 1    | Shaft-Cruise        |

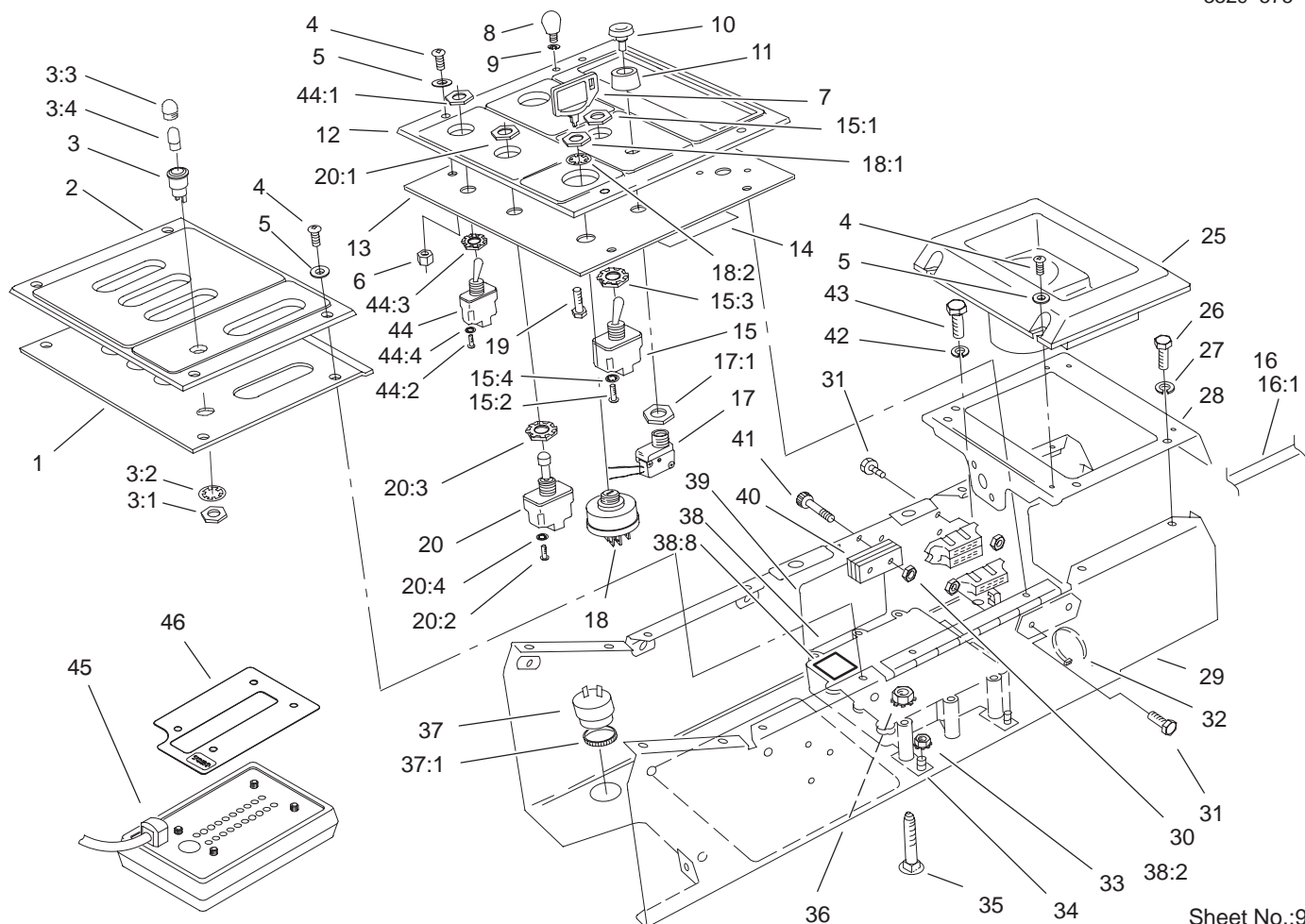


Sheet No.:8

## Housing, Throttle and Upper Control Panel Assembly

| Ref. No. | Part No.   | Qty. | Description            |
|----------|------------|------|------------------------|
| 1        | 95-0827    | 1    | Panel-Gauge            |
| 2        | 71-4210    | 1    | Cluster-Light, Warning |
| 3        | 71-4200    | 1    | Cluster-Light, Warning |
| 4        | 66-2950    | 1    | Gauge-Hourmeter        |
| 4:1      | 3255-20    | 2    | Washer-Lock            |
| 4:2      | 3217-25    | 2    | Nut-Hex                |
| 5        | 66-2940    | 1    | Gauge-Fuel             |
| 5:2      | 3254-1     | 2    | Washer-Lock, Int       |
| 5:3      | 3217-27    | 2    | Nut-Hex                |
| 5:4      | 3255-24    | 3    | Washer-Lock/Ext        |
| 5:5      | 3217-16    | 3    | Nut-Hex                |
| 6        | 63-7430    | 1    | Gauge-Temperature      |
| 6:2      | 3254-1     | 2    | Washer-Lock, Int       |
| 6:3      | 3217-27    | 2    | Nut-Hex                |
| 6:4      | 3217-16    | 3    | Nut-Hex                |
| 6:5      | 3255-24    | 3    | Washer-Lock/Ext        |
| 7        | 86-7410-03 | 1    | Plate-Gauge            |
| 8        | 92-1771    | 1    | Board-Instrument       |
| 8:1      | 218-498    | 2    | Locknut                |
| 9        | 32144-19   | 4    | Screw-Forming, Thread  |
| 10       | 69-4780    | 2    | Clamp-Gauge            |
| 11       | 32104-16   | 4    | Screw-PPH              |
| 12       | 71-4250-03 | 2    | Spacer-Panel           |
| 13       | 32105-12   | 2    | Screw                  |
| 14       | 3296-2     | 2    | Nut-Lock               |

| Ref. No. | Part No.   | Qty. | Description        |
|----------|------------|------|--------------------|
| 15       | 43-6420    | 2    | Bezel              |
| 16       | 43-6280    | 2    | Button-Push        |
| 17       | 219-17     | 8    | Bulb               |
| 18       | 3256-22    | 4    | Washer-Flat        |
| 19       | 3290-133   | 4    | Screw              |
| 21       | 69-9560-01 | 1    | Housing-Control    |
| 22       | 32128-20   | 2    | Nut-HF             |
| 23       | 69-8210-03 | 1    | Support-Cover      |
| 24       | 3234-14    | 2    | Screw-HHF          |
| 25       | 99-4416    | 1    | Decal-Service      |
| 26       | 3234-7     | 11   | Screw-HHF          |
| 27       | 321-3      | 3    | Screw-HH           |
| 28       | 233-48     | 1    | Knob               |
| 29       | 69-8040    | 1    | Lever-Throttle     |
| 30       | 283-67     | 1    | Pin-Clevis         |
| 31       | 282-28     | 1    | Clevis-Adjustable  |
| 32       | 77-2990    | 1    | Cable-Throttle     |
| 33       | 3272-1     | 1    | Pin-Cotter         |
| 34       | 3-2858     | 1    | Disc-Friction      |
| 35       | 69-9130-03 | 1    | Bracket-Throttle   |
| 36       | 3296-42    | 3    | Nut-Lock, NI       |
| 37       | 3296-23    | 1    | Nut-Lock, NI       |
| 38       | 3256-26    | 1    | Washer-Flat        |
| 39       | 3-8596     | 1    | Spring-Compression |



Sheet No.:9

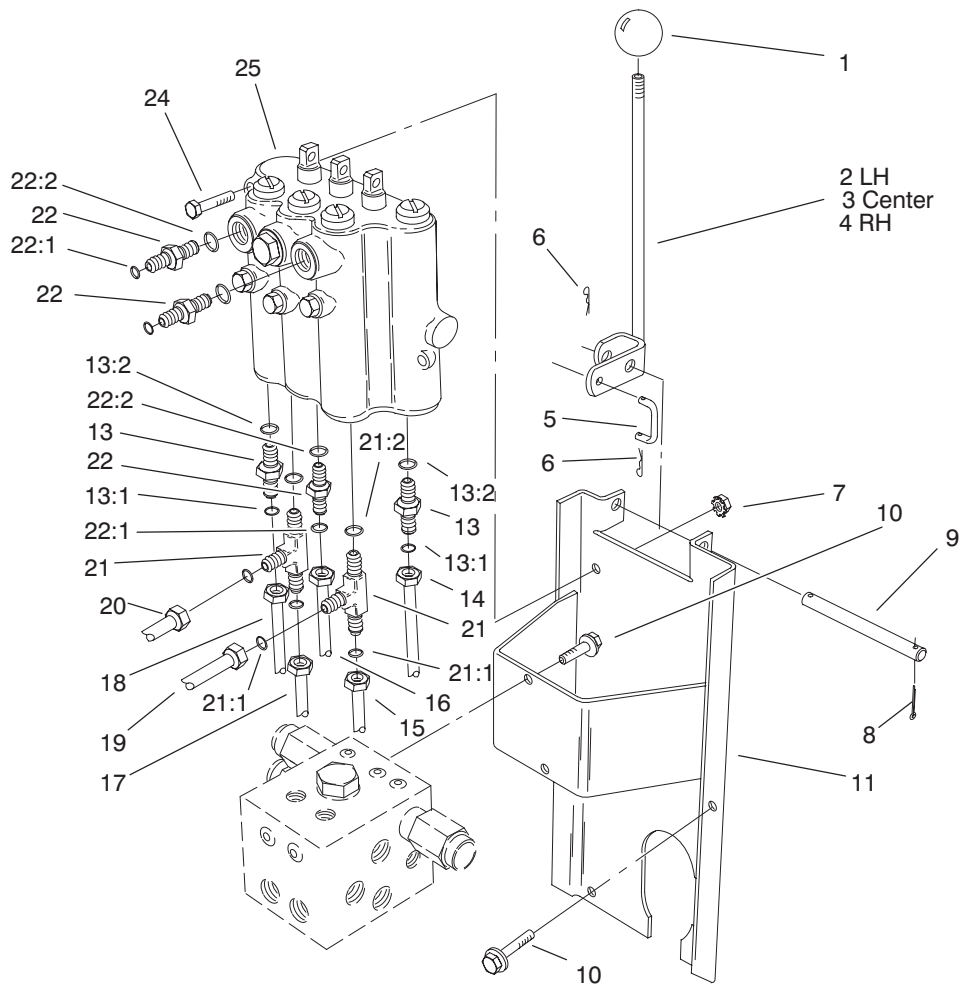
## Control Box and Lower Control Panel Assembly

| Ref. No. | Part No.    | Qty. | Description          | Ref. No. | Part No.   | Qty. | Description     |
|----------|-------------|------|----------------------|----------|------------|------|-----------------|
| 1        | 100-3393-03 | 1    | Plate-Lever, Lift    | 16:1     | 106-0065   | 2    | Link-Fusible    |
| 2        | 100-3394    | 1    | Panel-Lift, Deck     | 17       | 72-9760    | 2    | Switch          |
| 3        | 44-2210     | 1    | Light-Indicator, Red | 17:1     | 218-498    | 1    | Locknut         |
| 3:1      | 218-535     | 1    | Nut-Hex              | 18       | 99-2319    | 1    | Key-Switch      |
| 3:2      | 218-536     | 1    | Washer-Lock          | 18:1     | 218-446    | 1    | Nut-Hex         |
| 3:3      | 218-533     | 1    | Lens                 | 18:2     | 218-447    | 1    | Washer-Lock     |
| ☆3:4     |             | 1    | Bulb                 | 19       | 3290-392   | 1    | Screw-HHF       |
| 4        | 3290-133    | 12   | Screw                | 20       | 69-9730    | 1    | Switch-PTO      |
| 5        | 3256-22     | 8    | Washer-Flat          | 20:1     | 218-498    | 2    | Locknut         |
| 6        | 3296-42     | 4    | Nut-Lock, NI         | 20:2     | 218-588    | 3    | Screw           |
| 7        | 63-8360     | 1    | Key-Ignition         | 20:3     | 218-589    | 1    | Nut/Lockwasher  |
| 8        | 233-66      | 1    | Knob-Plastic         | 20:4     | 3253-19    | 3    | Washer-Lock     |
| 9        | 3253-15     | 1    | Washer-Lock/Sp       | 25       | 69-7040    | 1    | Holder-Cup      |
| 10       | 43-6280     | 2    | Button-Push          | 26       | 321-3      | 4    | Screw-HH        |
| 11       | 43-6420     | 2    | Bezel                | 27       | 3253-3     | 4    | Washer-Lock     |
| 12       | 100-3395    | 1    | Panel-Control        | 28       | 71-2430-03 | 1    | Plate-Rear      |
| 13       | 100-3392-03 | 1    | Plate-Control        | 29       | 71-4130    | 1    | Support-Control |
| 14       | 95-0831     | 1    | Decal-Fuse           | 30       | 3296-2     | 4    | Nut-Lock        |
| 15       | 69-9740     | 1    | Switch               | 31       | 32105-13   | 4    | Screw-SHH       |
| 15:1     | 218-498     | 2    | Locknut              | 32       | 3290-378   | 2    | Tie-Cable       |
| 15:2     | 218-588     | 3    | Screw                | 33       | 32149-7    | 3    | Nut-Keps        |
| 15:3     | 218-589     | 1    | Nut/Lockwasher       | 34       | 92-8661    | 3    | Tab             |
| 15:4     | 3253-19     | 3    | Washer-Lock          | 35       | 3229-8     | 3    | Screw-CARR      |
| 16       | 98-7309     | 1    | Harness-Wire         | 36       | 32149-2    | 3    | Nut             |

☆ Not serviced separately





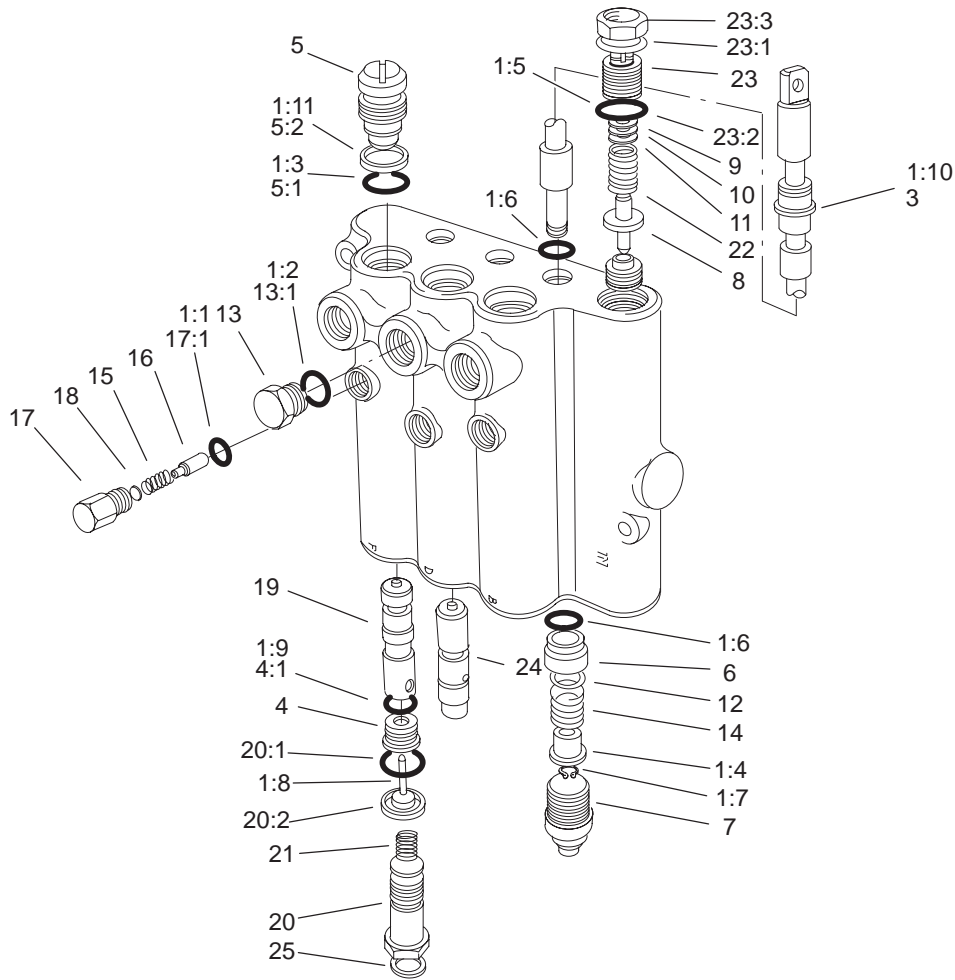


Sheet No.:10

## Lift Valve Installation Assembly

| Ref. No. | Part No.   | Qty. | Description           |
|----------|------------|------|-----------------------|
| 1        | 233-42     | 3    | Knob                  |
| 2        | 69-7010    | 1    | Lever-Valve, LH       |
| 3        | 69-6990    | 1    | Lever-Valve, Center   |
| 4        | 69-7000    | 1    | Lever-Valve, RH       |
| 5        | 69-9140    | 3    | Link-Lever, Valve     |
| 6        | 3272-1     | 6    | Pin-Cotter            |
| 7        | 32149-2    | 2    | Nut                   |
| 8        | 3272-6     | 2    | Pin-Cotter            |
| 9        | 69-9150    | 1    | Shaft-Lever, Valve    |
| 10       | 3234-14    | 6    | Screw-HHF             |
| 11       | 69-7810-03 | 1    | Bracket-Valve         |
| 13       | 340-3      | 2    | Adapter               |
| 13:1     | 237-22     | 1    | O-Ring                |
| 13:2     | 237-79     | 1    | O-Ring                |
| 14       | 69-5860    | 1    | Tube-HYD              |
| 15       | 69-5700    | 1    | Tube-HYD              |
| 16       | 69-5720    | 1    | Tube-HYD              |
| 17       | 69-5740    | 1    | Tube-HYD              |
| 18       | 69-5870    | 1    | Tube-HYD              |
| 19       | 69-5680    | 1    | Tube-HYD              |
| 20       | 69-5890    | 1    | Tube-HYD              |
| 21       | 340-86     | 2    | Fitting-HYD, Tee      |
| 21:1     | 237-22     | 2    | O-Ring                |
| 21:2     | 237-42     | 1    | O-Ring                |
| 22       | 340-2      | 3    | Fitting-HYD, Straight |
| 22:1     | 237-22     | 1    | O-Ring                |

| Ref. No. | Part No. | Qty. | Description       |
|----------|----------|------|-------------------|
| 22:2     | 237-42   | 1    | O-Ring            |
| 24       | 321-10   | 2    | Screw-HH          |
| 25       | 69-1780  | 1    | Control Valve ASM |



T-3765  
Sheet No.:A4

## Lift Valve Assembly No. 69-1780

| Ref. No. | Part No. | Qty. | Description |
|----------|----------|------|-------------|
| 1        | 60-3780  | 1    | Seal Kit    |
| 1:1      | 58-6790  | 3    | O-Ring      |
| 1:2      | 58-6720  | 3    | O-Ring      |
| 1:3      | 60-5720  | 6    | O-Ring      |
| 1:4      | 58-6310  | 6    | Spacer      |
| 1:5      | 58-6750  | 1    | O-Ring      |
| 1:6      | 58-6450  | 6    | O-Ring      |
| 1:7      | 58-6460  | 3    | Ring        |
| 1:8      | 58-6290  | 3    | Poppet      |
| 1:9      | 58-6340  | 3    | O-Ring      |
| 1:10     | 58-6320  | 3    | Wiper       |
| 1:11     | 58-6370  | 1    | Washer      |
| 3        | 106-6750 | 1    | Spool       |
| 4        | 58-6330  | 3    | Seat        |
| 4:1      | 58-6340  | 1    | O-Ring      |
| 5        | 58-6350  | 3    | Plug        |
| 5:1      | 60-5720  | 1    | O-Ring      |
| 5:2      | 58-6370  | 1    | Washer      |
| 6        | 58-6400  | 3    | Bushing     |
| 7        | 58-6420  | 3    | Cap         |
| 8        | 92-2568  | 1    | Poppet      |
| 9        | 58-6470  | 1    | Washer      |
| 10       | 58-6480  | 1    | Washer      |
| 11       | 58-6490  | 1    | Washer      |
| 12       | 65-2770  | 3    | Washer      |
| 13       | 58-6710  | 1    | Plug        |

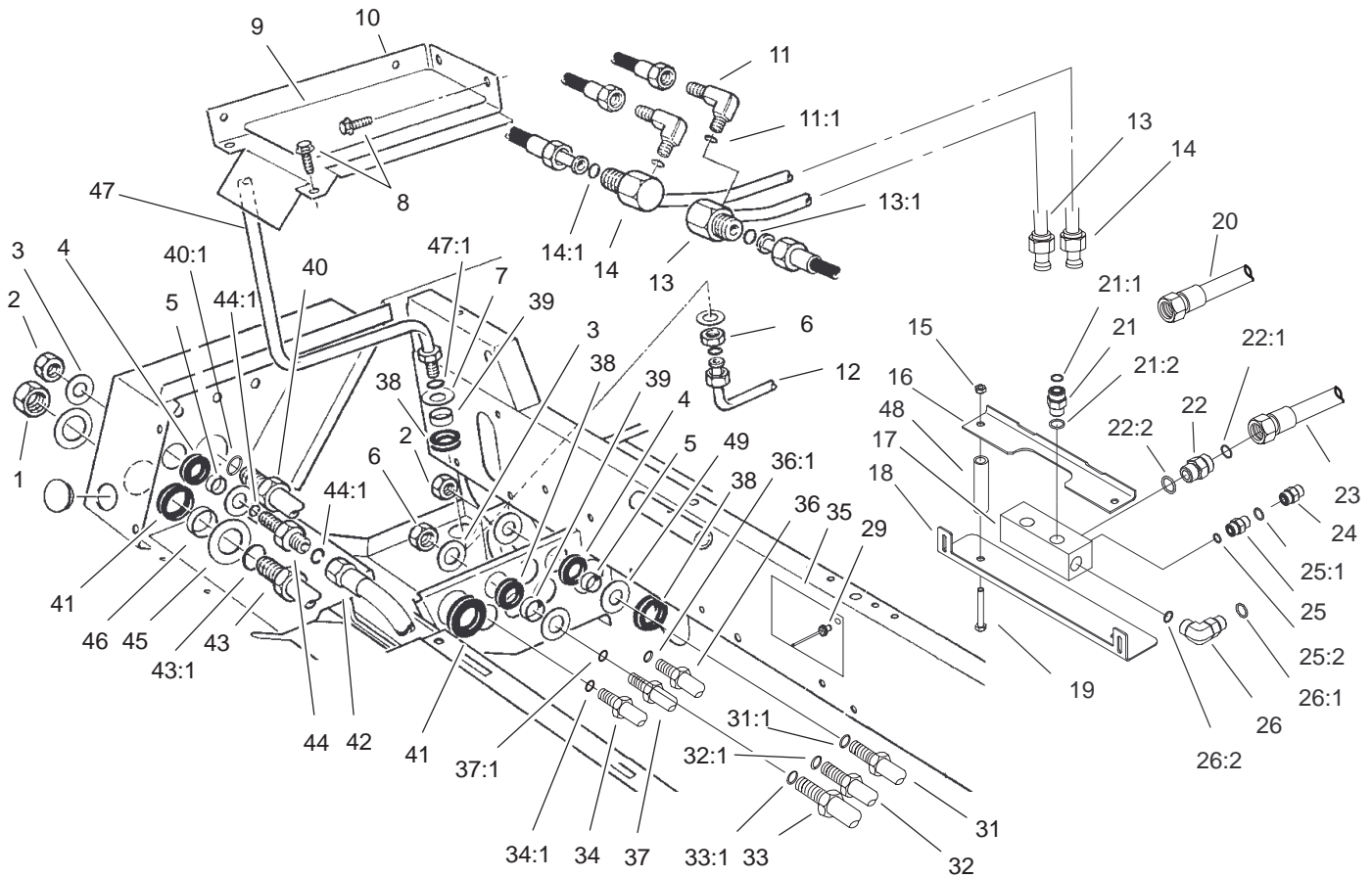
| Ref. No. | Part No. | Qty. | Description   |
|----------|----------|------|---------------|
| 13:1     | 58-6720  | 1    | O-Ring        |
| 14       | 58-6730  | 3    | Spring        |
| 15       | 58-6760  | 3    | Spring        |
| 16       | 58-6770  | 3    | Plunger       |
| 17       | 58-6780  | 3    | Plug          |
| 17:1     | 58-6790  | 1    | O-Ring        |
| 18       | 60-6450  | 1    | Disc          |
| 19       | 84-6420  | 2    | Plunger       |
| 20       | 69-1800  | 3    | Plug ASM      |
| 20:1     | 58-6360  | 1    | O-Ring        |
| 20:2     | 58-6370  | 1    | Washer        |
| 21       | 69-1810  | 3    | Spring        |
| 22       | 106-0267 | 1    | Spring        |
| 23       | 69-1830  | 1    | Plug ASM      |
| ☆23:1    |          | 1    | Washer        |
| 23:2     | 58-6750  | 1    | O-Ring        |
| ☆23:3    |          | 1    | Nut-Lock      |
| 24       | 69-1840  | 1    | Plunger       |
| 25       | 105-4565 | 2    | Plate-Orifice |

☆ Not serviced separately









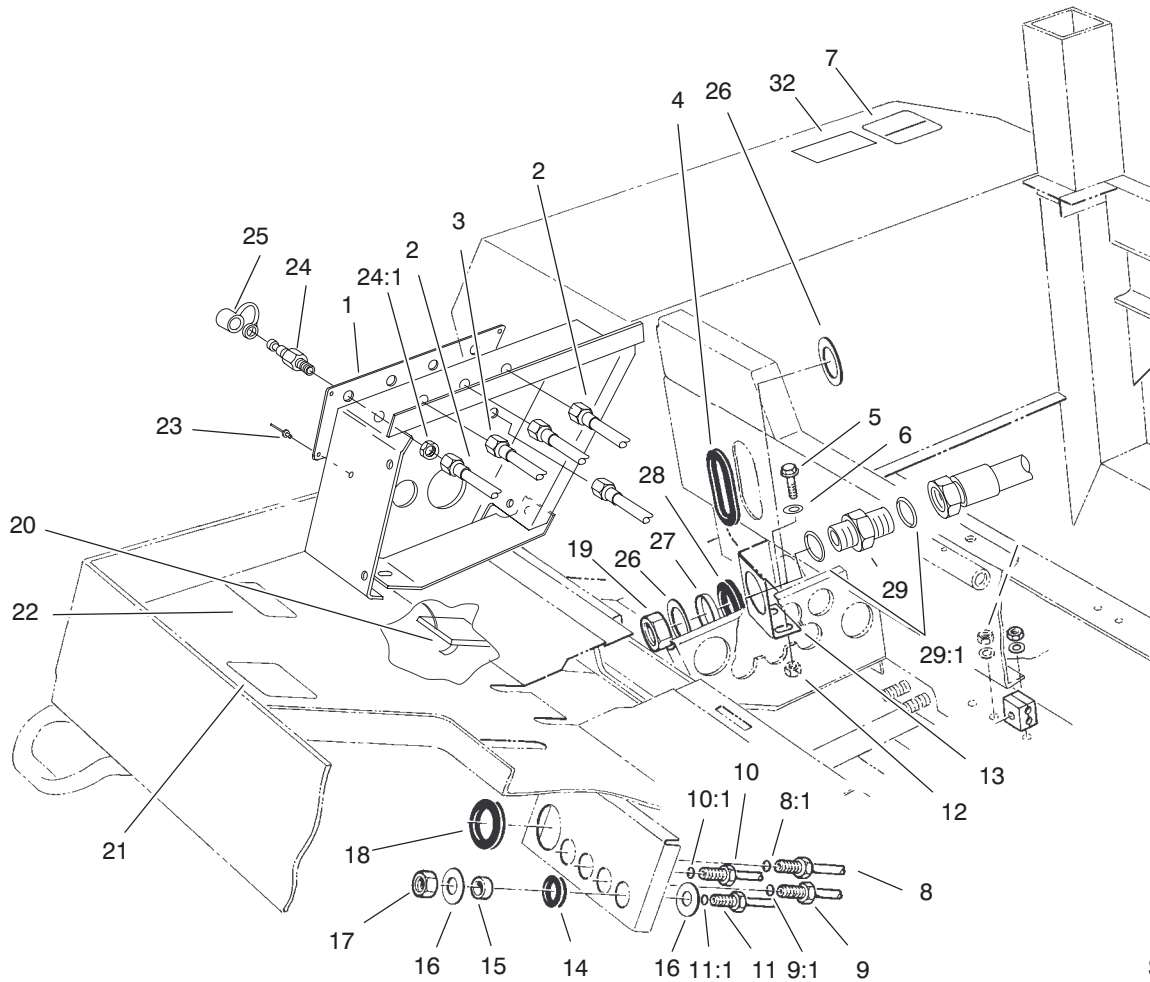
Sheet No.:13

## Hydraulic Compartment Assembly

| Ref. No. | Part No.    | Qty. | Description            |
|----------|-------------|------|------------------------|
| 1        | 340-126     | 2    | Nut-Bulkhead           |
| 2        | 340-70      | 6    | Nut-Lock               |
| 3        | 69-8940     | 12   | Washer                 |
| 4        | 240-4       | 6    | Grommet-Rubber         |
| 5        | 69-8970     | 6    | Spacer                 |
| 6        | 340-127     | 2    | Nut-Bulkhead           |
| 7        | 69-8930     | 4    | Washer                 |
| 8        | 3234-14     | 4    | Screw-HHF              |
| 9        | 71-0430     | 1    | Abrasive-Floor         |
| 10       | 71-2450-01  | 1    | Cover-Access           |
| 11       | 353-375     | 2    | Fitting-HYD, 90°       |
| 11:1     | 237-78      | 1    | O-Ring                 |
| 12       | 85-6150     | 1    | Tube-HYD               |
| 13       | 106-0067    | 1    | LH Traction Tube ASM   |
| 13:1     | 237-65      | 1    | O-Ring                 |
| 14       | 106-0066    | 1    | RH Traction Tube ASM   |
| 14:1     | 237-65      | 1    | O-Ring                 |
| 15       | 3296-39     | 2    | Nut-Lock, NI           |
| 16       | 106-0199-03 | 1    | Bracket-Support, Upper |
| 17       | 105-0682    | 1    | Block-HYD              |
| 18       | 106-0185-03 | 1    | Bracket-Support, Lower |
| 19       | 323-13      | 2    | Screw-HH               |
| 20       | 106-0195    | 1    | HYD Hose ASM           |
| 21       | 340-7       | 2    | Adapter                |

| Ref. No. | Part No. | Qty. | Description           |
|----------|----------|------|-----------------------|
| 21:1     | 237-65   | 1    | O-Ring                |
| 21:2     | 237-80   | 1    | O-Ring                |
| 22       | 340-9    | 2    | Fitting-HYD, Straight |
| 22:1     | 237-58   | 1    | O-Ring                |
| 22:2     | 237-81   | 1    | O-Ring                |
| 23       | 106-0196 | 1    | HYD Hose ASM          |
| 24       | 340-152  | 2    | Cap-HYD               |
| 25       | 340-4    | 2    | Adapter-HYD           |
| 25:1     | 237-30   | 1    | O-Ring                |
| 25:2     | 237-79   | 1    | O-Ring                |
| 26       | 340-17   | 2    | Fitting-HYD, 90°      |
| 26:1     | 237-65   | 1    | O-Ring                |
| 26:2     | 237-80   | 1    | O-Ring                |
| 29       | 3269-27  | 4    | Rivet-Snap            |
| 31       | 69-6040  | 1    | Tube-HYD              |
| 31:1     | 237-22   | 2    | O-Ring                |
| 32       | 69-6030  | 1    | Tube-HYD              |
| 32:1     | 237-22   | 2    | O-Ring                |
| 33       | 69-5790  | 1    | Tube-HYD              |
| 33:1     | 237-30   | 2    | O-Ring                |
| 34       | 93-7426  | 1    | Tube-HYD              |
| 34:1     | 237-22   | 1    | O-Ring                |
| 35       | 72-4090  | 1    | Plate-Signature       |
| 36       | 69-6050  | 1    | Tube-HYD              |
| 36:1     | 237-22   | 2    | O-Ring                |
| 37       | 69-6060  | 1    | Tube-HYD              |





Sheet No.:14

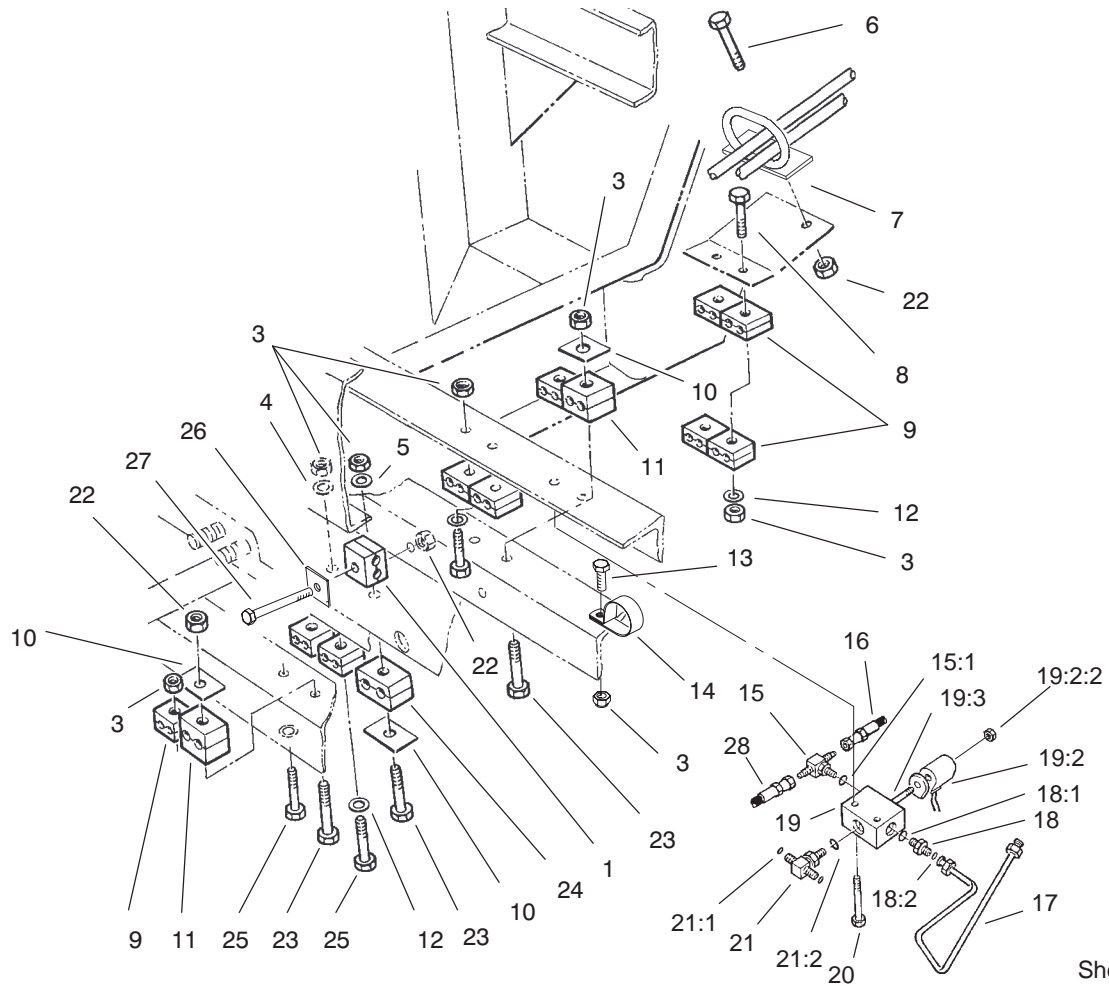
## Hydraulic Line Assembly

| Ref. No. | Part No.   | Qty. | Description          |
|----------|------------|------|----------------------|
| 1        | 99-1900    | 1    | Panel-Ports, Test    |
| 2        | 93-7422    | 2    | Hose ASM             |
| 3        | 93-7193    | 1    | Hose ASM             |
| 4        | 237-164    | 1    | Grommet              |
| 5        | 3234-14    | 4    | Screw-HHF            |
| 6        | 3256-23    | 4    | Washer-Flat          |
| 7        | 95-0821    | 1    | Decal-Oil, Hydraulic |
| 8        | 69-6070    | 1    | Tube-HYD             |
| 8:1      | 237-21     | 1    | O-Ring               |
| *8:2     | 237-22     | 1    | O-Ring               |
| 9        | 106-0062   | 1    | Tube-HYD             |
| 9:1      | 237-21     | 1    | O-Ring               |
| *9:2     | 237-22     | 1    | O-Ring               |
| 10       | 69-6080    | 1    | Tube-HYD             |
| 10:1     | 237-21     | 1    | O-Ring               |
| *10:2    | 237-22     | 1    | O-Ring               |
| 11       | 69-5800    | 1    | Tube-HYD             |
| 11:1     | 237-21     | 1    | O-Ring               |
| 12       | 32152-1    | 4    | Nut-Lock, NI         |
| 13       | 71-2560-03 | 2    | Support-Bulkhead     |
| 14       | 240-6      | 4    | Grommet-Rubber       |
| 15       | 69-8990    | 4    | Spacer               |
| 16       | 69-8980    | 8    | Washer               |
| 17       | 340-78     | 4    | Locknut-Bulkhead     |
| 18       | 240-7      | 1    | Grommet-Rubber       |
| 19       | 340-128    | 2    | Nut-Bulkhead         |

| Ref. No. | Part No. | Qty. | Description           |
|----------|----------|------|-----------------------|
| 20       | 93-7038  | 1    | Switch-Transport      |
| 21       | 106-0301 | 1    | Decal-Caution         |
| 22       | 98-4387  | 1    | Decal-Protection, Ear |
| 23       | 3269-25  | 4    | Rivet-Pop             |
| 24       | 353-997  | 5    | Fitting               |
| 24:1     | 3220-4   | 1    | Nut-Jam               |
| 25       | 354-79   | 5    | Cap-Dust              |
| 26       | 69-8920  | 4    | Washer                |
| 27       | 69-8950  | 2    | Spacer                |
| 28       | 240-2    | 2    | Grommet-Rubber        |
| 29       | 106-0060 | 2    | Adapter-HYD           |
| 29:1     | 340-65   | 2    | O-Ring                |
| 32       | 105-0739 | 1    | Decal-Driveshaft      |

\* Not illustrated





Sheet No.:15

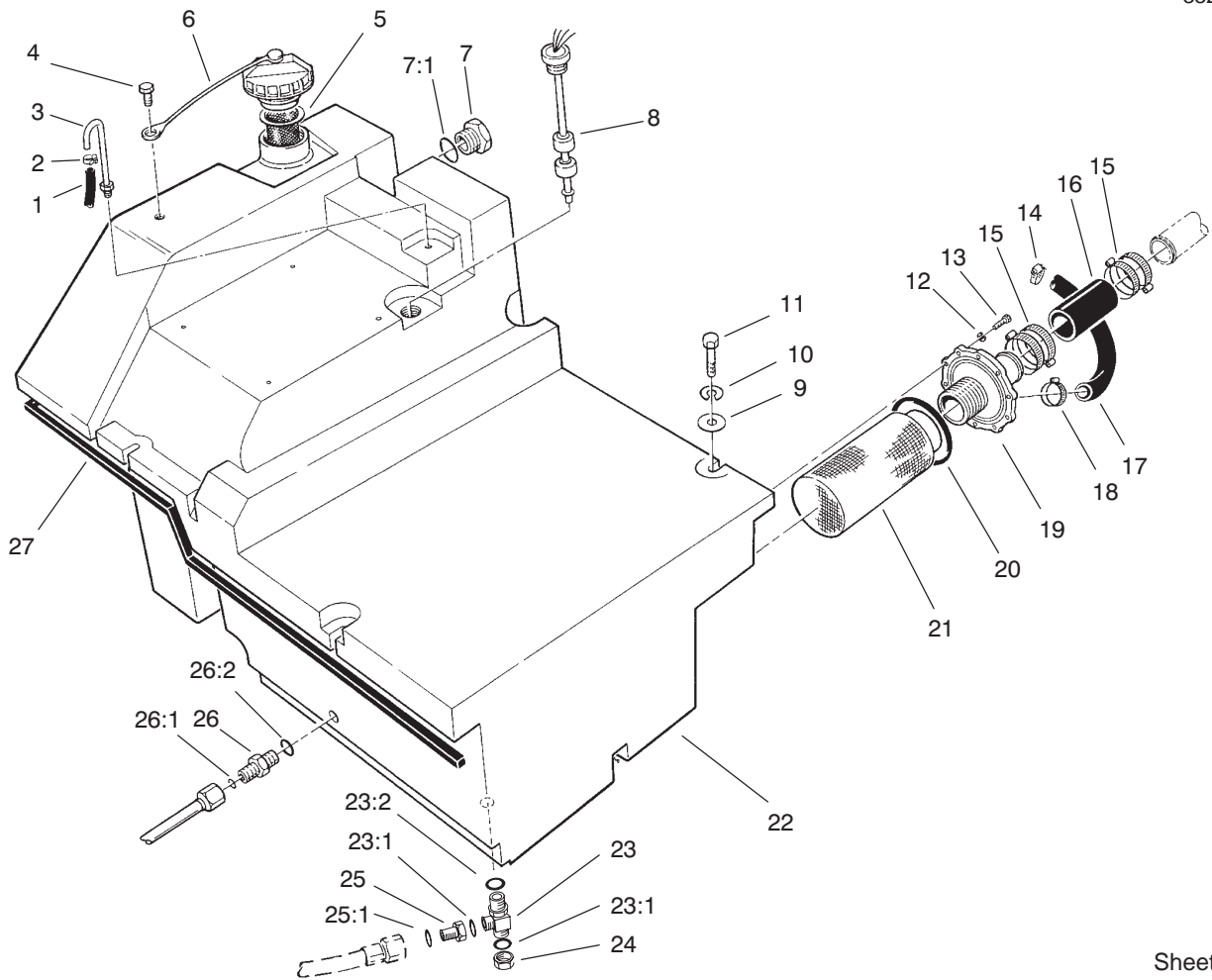
## Hydraulic Line Clamp Assembly

| Ref. No. | Part No. | Qty. | Description            |
|----------|----------|------|------------------------|
| 1        | 56-7978  | 8    | Clamp-Tube             |
| 3        | 32152-4  | 9    | Nut-Hex                |
| 4        | 3256-22  | 2    | Washer-Flat            |
| 5        | 3256-23  | 1    | Washer-Flat            |
| 6        | 322-4    | 1    | Screw-HH               |
| 7        | 104-0028 | 1    | Guide-Hose             |
| 8        | 321-15   | 2    | Screw-HH               |
| 9        | 56-7973  | 20   | Clamp-Tube             |
| 10       | 69-9760  | 3    | Coverplate             |
| 11       | 56-7972  | 4    | Clamp-Tube             |
| 12       | 3256-56  | 8    | Washer-Flat            |
| 13       | 321-6    | 1    | Screw-HH               |
| 14       | 2412-72  | 1    | Clip-Closed, Insulated |
| 15       | 93-9988  | 1    | Adapter                |
| 15:1     | 237-78   | 1    | O-Ring                 |
| 16       | 100-4150 | 1    | Hose ASM               |
| 17       | 69-5950  | 1    | Tube-HYD               |
| 18       | 340-92   | 1    | Fitting-HYD, Straight  |
| 18:1     | 237-78   | 1    | O-Ring                 |
| 18:2     | 237-21   | 1    | O-Ring                 |
| 19       | 95-5916  | 1    | Solenoid Valve ASM     |
| 19:2     | 95-5638  | 1    | Valve-Solenoid         |
| *19:2:1  | 95-5917  | 1    | Seal Kit               |
| 19:2:2   | 3220-4   | 1    | Nut-Jam                |
| 19:3     | 105-7340 | 1    | Coil ASM               |
| 20       | 321-11   | 2    | Screw-HH               |

| Ref. No. | Part No. | Qty. | Description    |
|----------|----------|------|----------------|
| 21       | 340-125  | 1    | Adapter        |
| 21:1     | 237-21   | 2    | O-Ring         |
| 21:2     | 237-78   | 1    | O-Ring         |
| 22       | 104-8300 | 6    | Nut-Flange, NI |
| 23       | 322-10   | 3    | Screw-HH       |
| 24       | 56-7971  | 2    | Clamp-Tube     |
| 25       | 321-9    | 6    | Screw-HH       |
| 26       | 69-9761  | 4    | Coverplate     |
| 27       | 322-12   | 2    | Screw-HH       |
| 28       | 93-7193  | 1    | Hose ASM       |

\* Not illustrated



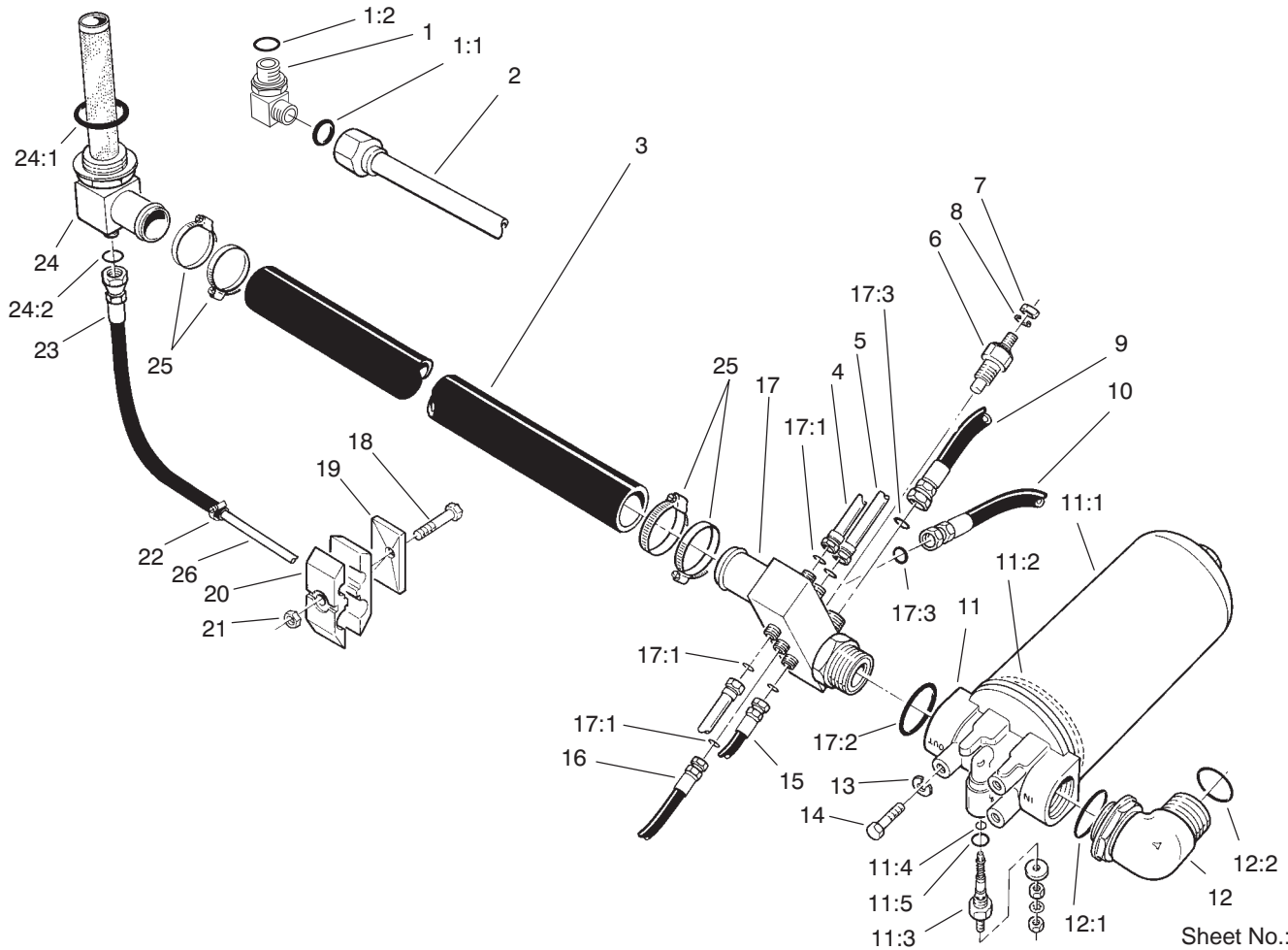


Sheet No.:17

## Hydraulic Tank Assembly

| Ref. No. | Part No. | Qty. | Description              |
|----------|----------|------|--------------------------|
| 1        | 71-2680  | 1    | Hose-Fuel                |
| 2        | 2412-108 | 1    | Clamp-Worm               |
| 3        | 69-4280  | 1    | Tube-HYD                 |
| 4        | 321-2    | 1    | Screw-HH                 |
| 5        | 61-2790  | 1    | Filter-Screen            |
| 6        | 93-7160  | 1    | Cap-Oil, HYD             |
| 7        | 69-1170  | 1    | Glass-Sight              |
| 7:1      | 237-81   | 1    | O-Ring                   |
| 8        | 85-6260  | 1    | Switch ASM               |
| 9        | 5-3177   | 4    | Washer                   |
| 10       | 3253-21  | 4    | Washer-Lock              |
| 11       | 323-10   | 4    | Screw-HH                 |
| 12       | 3253-3   | 10   | Washer-Lock              |
| 13       | 321-5    | 10   | Screw-HH                 |
| 14       | 2412-34  | 1    | Clamp-Hose               |
| 15       | 2412-42  | 4    | Clamp-Hose               |
| 16       | 69-5640  | 1    | Hose-Return              |
| 17       | 94-1892  | 1    | Hose ASM                 |
| 18       | 2412-3   | 1    | Clamp-Hose               |
| 19       | 69-1610  | 1    | Adapter-Hose,<br>Suction |
| 20       | 237-157  | 1    | O-Ring                   |
| 21       | 69-1650  | 1    | Screen-Suction           |
| 22       | 94-1893  | 1    | Tank-HYD                 |
| 23       | 340-22   | 1    | Adapter                  |
| 23:1     | 237-65   | 2    | O-Ring                   |

| Ref. No. | Part No. | Qty. | Description   |
|----------|----------|------|---------------|
| 23:2     | 237-80   | 1    | O-Ring        |
| 24       | 340-150  | 1    | Cap           |
| 25       | 98-7067  | 1    | Fitting-HYD   |
| 25:1     | 237-22   | 1    | O-Ring        |
| 26       | 340-3    | 1    | Adapter       |
| 26:1     | 237-22   | 1    | O-Ring        |
| 26:2     | 237-79   | 1    | O-Ring        |
| 27       | 68-7574  | 1    | Strip-Sealing |



Sheet No.:18

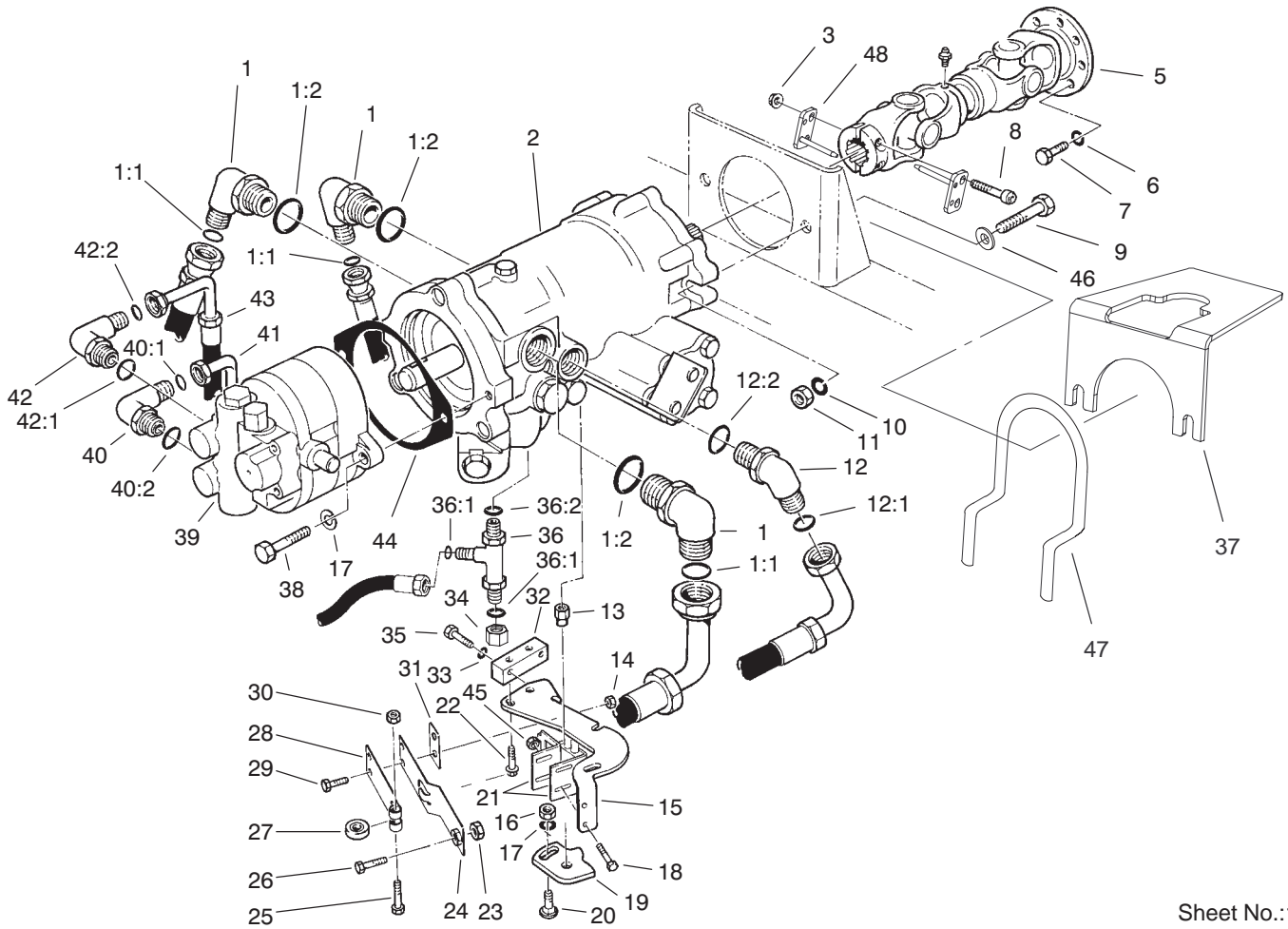
## Hydraulic Filter Assembly

| Ref. No. | Part No. | Qty. | Description       |
|----------|----------|------|-------------------|
| 1        | 340-17   | 1    | Fitting-HYD, 90°  |
| 1:1      | 237-65   | 1    | O-Ring            |
| 1:2      | 237-80   | 1    | O-Ring            |
| 2        | 92-4807  | 1    | Tube ASM          |
| 3        | 74-2660  | 1    | Hose              |
| 4        | 69-6000  | 1    | Tube-HYD          |
| *4:1     | 237-22   | 1    | O-Ring            |
| 5        | 69-5990  | 1    | Tube ASM          |
| *5:1     | 237-22   | 1    | O-Ring            |
| 6        | 39-7593  | 1    | Thermo Switch ASM |
| 7        | 3219-14  | 1    | Nut-Hex           |
| 8        | 3253-2   | 1    | Washer-Lock/Sp    |
| 9        | 69-5460  | 1    | Hose ASM          |
| 10       | 69-5650  | 1    | Hose ASM          |
| 11       | 69-1700  | 1    | Filter-Oil        |
| 11:1     | 69-1720  | 1    | Element-Filter    |
| 11:2     | 237-155  | 1    | O-Ring            |
| 11:3     | 69-1710  | 1    | Indicator ASM     |
| ☆11:4    |          | 1    | O-Ring            |
| ☆11:5    |          | 1    | O-Ring            |
| 12       | 340-79   | 1    | Adapter           |
| 12:1     | 237-101  | 1    | O-Ring            |
| 12:2     | 340-65   | 1    | O-Ring            |
| 13       | 3253-21  | 3    | Washer-Lock       |
| 14       | 323-4    | 3    | Screw-HH          |
| 15       | 104-0051 | 1    | HYD Hose ASM      |

| Ref. No. | Part No. | Qty. | Description          |
|----------|----------|------|----------------------|
| 16       | 69-8440  | 1    | Hose ASM             |
| 17       | 69-5410  | 1    | Fitting              |
| 17:1     | 237-22   | 5    | O-Ring               |
| 17:2     | 237-101  | 1    | O-Ring               |
| 17:3     | 237-30   | 2    | O-Ring               |
| 18       | 322-12   | 3    | Screw-HH             |
| 19       | 69-9761  | 3    | Coverplate           |
| 20       | 56-7978  | 6    | Clamp-Tube           |
| 21       | 32152-1  | 3    | Nut-Lock, NI         |
| 22       | 2412-129 | 1    | Clamp-Hose           |
| 23       | 92-2352  | 1    | Hose ASM             |
| 24       | 92-2351  | 1    | Fitting-Return, Tank |
| 24:1     | 340-136  | 1    | O-Ring               |
| 24:2     | 237-58   | 1    | O-Ring               |
| 25       | 2412-92  | 4    | Clamp-Hose           |
| 26       | 92-1742  | 1    | Tube ASM             |

\* Not illustrated

☆ Not serviced separately



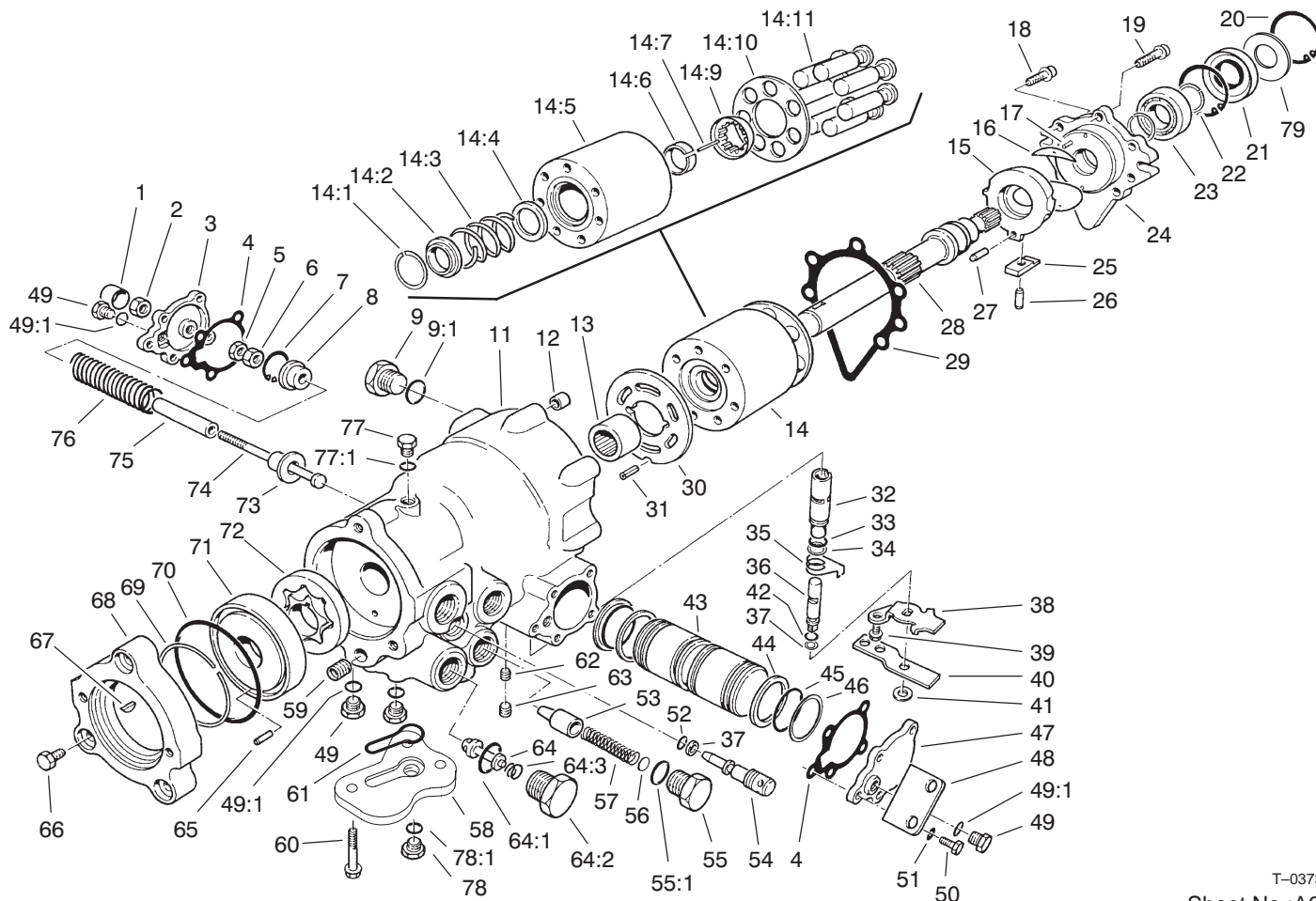
Sheet No.:19

## Variable Displacement Pump Installation

| Ref. No. | Part No.   | Qty. | Description                |
|----------|------------|------|----------------------------|
| 1        | 340-15     | 3    | Fitting-HYD, 90°           |
| 1:1      | 237-58     | 1    | O-Ring                     |
| 1:2      | 237-146    | 1    | O-Ring                     |
| 2        | 93-9322    | 1    | Pump-HYD                   |
| 3        | 106-0327   | 2    | Nut-Hex                    |
| 5        | 98-0819    | 1    | Driveshaft                 |
| 6        | 48-9590    | 6    | Washer-Lock                |
| 7        | 99-6058    | 6    | Screw-Cap                  |
| 8        | 106-0309   | 2    | Screw-HH                   |
| 9        | 325-9      | 2    | Screw-HH                   |
| 10       | 3253-7     | 2    | Washer-Lock                |
| 11       | 3217-9     | 2    | Nut-Hex                    |
| 12       | 340-131    | 1    | Fitting-Elbow-90           |
| 12:1     | 237-30     | 1    | O-Ring                     |
| 12:2     | 237-81     | 1    | O-Ring                     |
| 13       | 69-9020    | 1    | Nut                        |
| 14       | 32152-4    | 2    | Nut-Hex                    |
| 15       | 69-9480-03 | 1    | Bracket-Device,<br>Neutral |
| 16       | 3217-7     | 1    | Nut-Hex                    |
| 17       | 3253-21    | 3    | Washer-Lock                |
| 18       | 32144-1    | 2    | Screw-Taptite              |
| 19       | 69-9040-03 | 1    | Cam-Device, Neutral        |
| 20       | 3231-30    | 1    | Screw-CARR                 |

| Ref. No. | Part No.    | Qty. | Description         |
|----------|-------------|------|---------------------|
| 21       | 93-7037     | 1    | Switch              |
| 22       | 3234-13     | 2    | Screw-HHF           |
| 23       | 3219-2      | 1    | Nut-Hex             |
| 24       | 29-6170     | 1    | Leaf Spring ASM     |
| 25       | 322-17      | 1    | Screw-HH            |
| 26       | 3210-7      | 1    | Screw-HH            |
| 27       | 251-307     | 1    | Bearing-Ball        |
| 28       | 29-6150     | 1    | Spring-Leaf         |
| 29       | 321-4       | 2    | Screw-HH            |
| 30       | 3296-29     | 1    | Nut-Lock, NI        |
| 31       | 51-3150     | 2    | Shim                |
| 32       | 69-9050     | 1    | Bar-Device, Neutral |
| 33       | 3253-3      | 2    | Washer-Lock         |
| 34       | 340-117     | 1    | Cap                 |
| 35       | 321-10      | 2    | Screw-HH            |
| 36       | 340-86      | 1    | Fitting-HYD, Tee    |
| 36:1     | 237-22      | 2    | O-Ring              |
| 36:2     | 237-42      | 1    | O-Ring              |
| 37       | 105-0583-03 | 1    | Guard-Driveshaft    |
| 38       | 323-7       | 2    | Screw-HH            |
| 39       | 69-2220     | 1    | Pump-Gear           |
| 40       | 340-130     | 1    | Fitting-Elbow, 90°  |
| 40:1     | 237-30      | 1    | O-Ring              |
| 40:2     | 237-80      | 1    | O-Ring              |





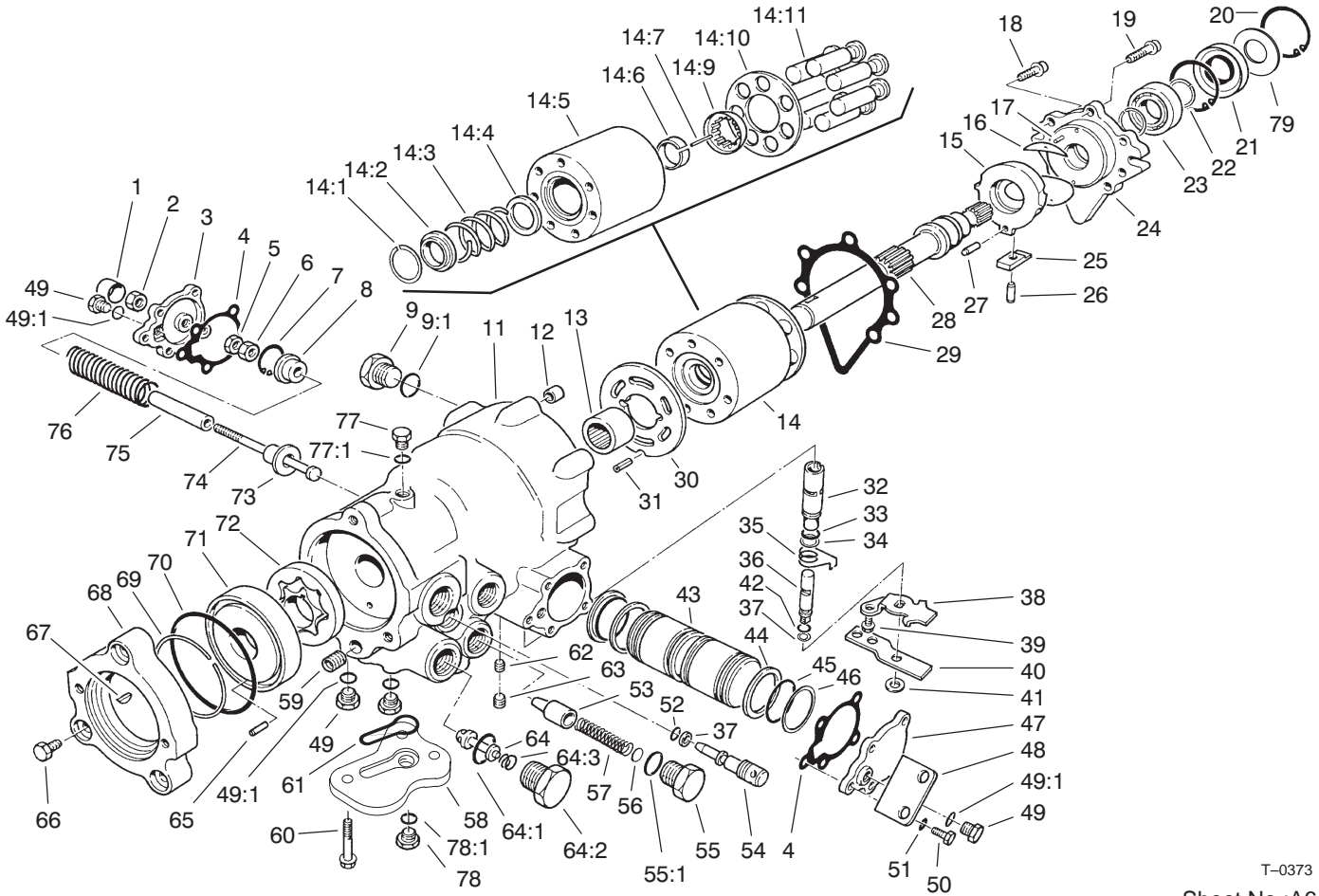
T-0373

Sheet No.:A6

## Hydraulic Pump Assembly No. 93-9322

| Ref. No. | Part No. | Qty. | Description           | Ref. No. | Part No. | Qty. | Description            |
|----------|----------|------|-----------------------|----------|----------|------|------------------------|
| 1        | 69-3620  | 1    | Cover-Adjustor, Servo | 17       | 94-2878  | 2    | Pin                    |
| 2        | 69-3630  | 1    | Nut                   | 18       | 76-4590  | 6    | Screw                  |
| 3        | 69-3640  | 1    | Cover-Servo           | 19       | 69-3220  | 1    | Screw                  |
| 4        | 69-3710  | 2    | Gasket-Servo          | 20       | 69-3200  | 2    | Ring-Retaining         |
| 5        | 69-3610  | 1    | Nut-Hex               | 21       | 69-3190  | 1    | Seal-Lip               |
| 6        | 69-3600  | 1    | Nut-Hex               | 22       | 69-3170  | 2    | Ring-Retaining         |
| 7        | 69-3590  | 1    | Ring-Retaining        | 23       | 69-3210  | 1    | Bearing-Ball           |
| 8        | 69-3580  | 1    | Guide-Spring          | 24       | 76-4610  | 1    | Cover-Front            |
| 9        | 69-3130  | 1    | Plug                  | 25       | 69-3500  | 1    | Bearing-Sleeve         |
| ☆9:1     |          | 1    | O-Ring                | 26       | 69-3510  | 1    | Pin                    |
| ☆11      |          | 1    | Housing               | 27       | 69-3470  | 1    | Pin                    |
| 12       | 69-3230  | 1    | Pin-Spring            | 28       | 69-3180  | 1    | Shaft-Pump             |
| 13       | 69-3370  | 1    | Bearing-Needle        | 29       | 76-4600  | 1    | Gasket-Cover, Front    |
| 14       | 69-3910  | 1    | Cylinder Block Kit    | 30       | 93-9320  | 1    | Plate-Valve, LH        |
| ☆14:1    |          | 1    | Ring-Retaining        | 31       | 69-3450  | 1    | Pin                    |
| ☆14:2    |          | 1    | Washer                | 32       | 69-3820  | 1    | Sleeve-Valve, Control  |
| ☆14:3    |          | 1    | Spring-Compression    | 33       | 28-3590  | 1    | O-Ring                 |
| ☆14:4    |          | 1    | Washer                | 34       | 28-3580  | 1    | Ring-Back Up           |
| ☆14:5    |          | 1    | Block-Cylinder        | 35       | 69-3880  | 1    | Spring-Return, Neutral |
| ☆14:6    |          | 1    | Retainer              | 36       | 69-3830  | 1    | Spool-Valve, Rotary    |
| ☆14:7    |          | 3    | Pin-Down, Hold        | 37       | 25-2630  | 2    | Ring-Back-Up           |
| ☆14:9    |          | 1    | Guide-Retainer        | 38       | 69-3890  | 1    | Bracket-Neutral Return |
| ☆14:10   |          | 1    | Guide-Slipper         | 39       | 69-3860  | 1    | Screw                  |
| ☆14:11   |          | 7    | Piston ASM            | 40       | 69-3870  | 1    | Handle-Valve, Control  |
| 15       | 69-3250  | 1    | Swashplate-Variable   |          |          |      |                        |
| 16       | 69-3240  | 2    | Bearing-Journal       |          |          |      |                        |

☆ Not serviced separately



T-0373  
Sheet No.:A6

## Hydraulic Pump Assembly No. 93-9322 (Continued)

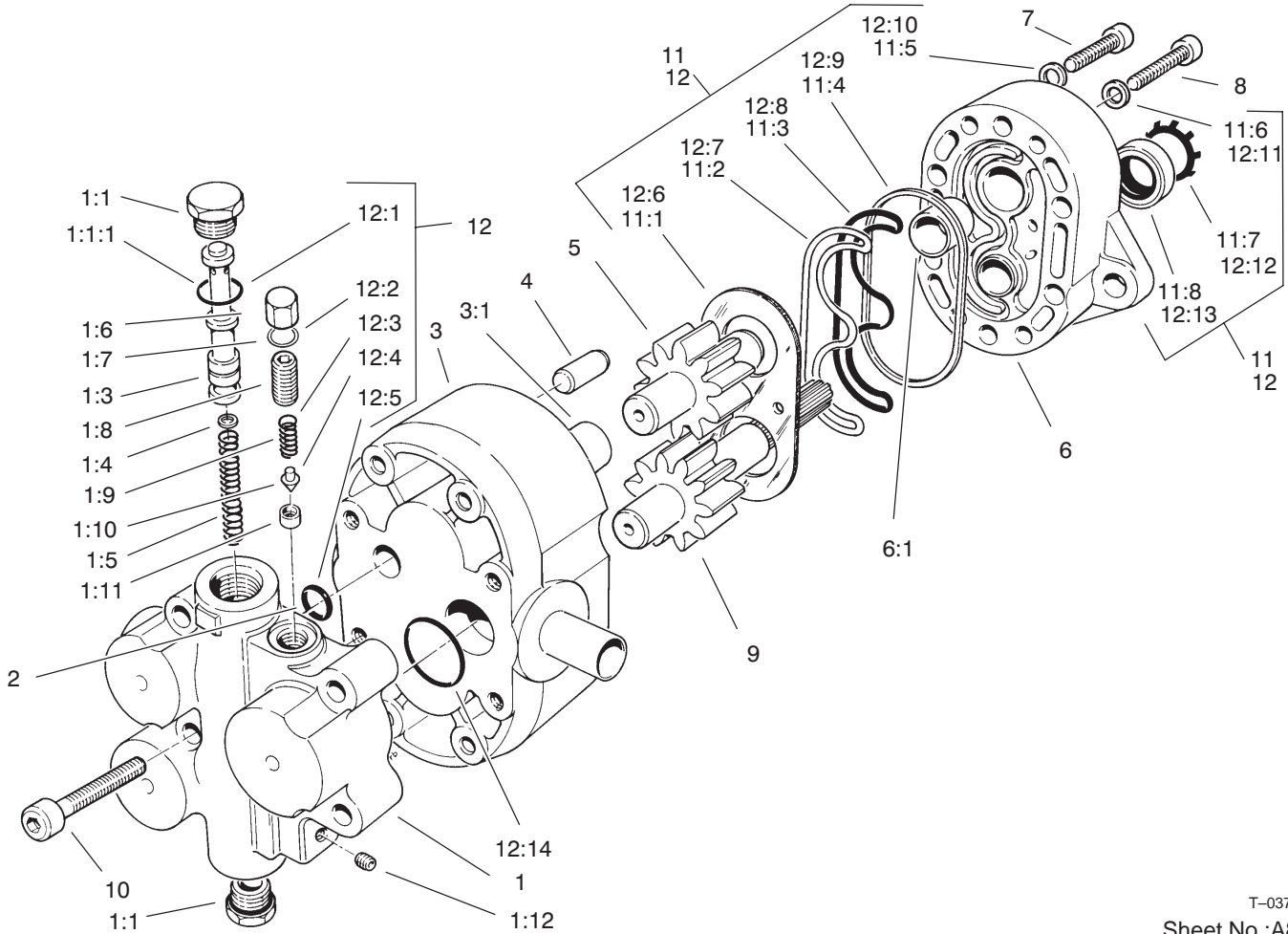
| Ref. No. | Part No. | Qty. | Description           |
|----------|----------|------|-----------------------|
| 41       | 69-3900  | 1    | Washer                |
| 42       | 69-3840  | 1    | O-Ring                |
| 43       | 69-3650  | 1    | Piston-Servo          |
| 44       | 69-3690  | 2    | Bearing               |
| 45       | 69-3560  | 2    | O-Ring                |
| 46       | 69-3570  | 2    | Ring-Piston           |
| 47       | 69-3720  | 1    | Cover-Servo           |
| 48       | 69-3140  | 1    | Bracket               |
| 49       | 69-3080  | 4    | Plug                  |
| ☆49:1    |          | 1    | O-Ring                |
| 50       | 69-3150  | 10   | Screw                 |
| 51       | 69-3070  | 10   | Washer                |
| 52       | 237-22   | 1    | O-Ring                |
| 53       | 69-3800  | 1    | Valve                 |
| 54       | 69-3810  | 1    | Valve-By Pass         |
| 55       | 69-3780  | 1    | Plug                  |
| 55:1     | 237-80   | 1    | O-Ring                |
| 56       | 69-3770  | 1    | Shim                  |
| 57       | 69-3790  | 1    | Spring                |
| 58       | 94-9414  | 1    | Adapter-Suction       |
| 59       | 69-3460  | 1    | Plug-Expansion        |
| 60       | 94-9413  | 3    | Screw                 |
| 61       | 94-9412  | 1    | Seal-Adapter, Suction |
| 62       | 93-9321  | 1    | Plug ASM              |
| 63       | 285-17   | 2    | Plug-Pipe             |
| 64       | 69-3730  | 2    | Relief Valve Kit      |

| Ref. No. | Part No. | Qty. | Description       |
|----------|----------|------|-------------------|
| 64:1     | 69-3750  | 1    | O-Ring            |
| ☆64:2    |          | 1    | Plug              |
| ☆64:3    |          | 1    | Spring            |
| 65       | 69-3550  | 1    | Pin               |
| 66       | 69-3400  | 3    | Screw             |
| 67       | 69-3430  | 1    | Key-Woodruff      |
| 68       | 69-3410  | 1    | Adapter-A Flange  |
| 69       | 69-3420  | 1    | Ring-Load, Temper |
| 70       | 69-3440  | 1    | O-Ring            |
| 71       | 69-3540  | 1    | Cover-Gerotor     |
| 72       | 69-3390  | 1    | Gerotor ASM       |
| 73       | 69-3700  | 1    | Guide-Spring      |
| 74       | 69-3660  | 1    | Screw             |
| 75       | 69-3680  | 1    | Stop              |
| 76       | 69-3670  | 1    | Spring-Servo      |
| 77       | 69-3120  | 1    | Plug              |
| ☆77:1    |          | 1    | O-Ring            |
| 78       | 94-9415  | 1    | Plug              |
| ☆78:1    |          | 1    | O-Ring            |
| 79       | 95-4400  | 1    | Washer-Backup     |

☆ Not serviced separately





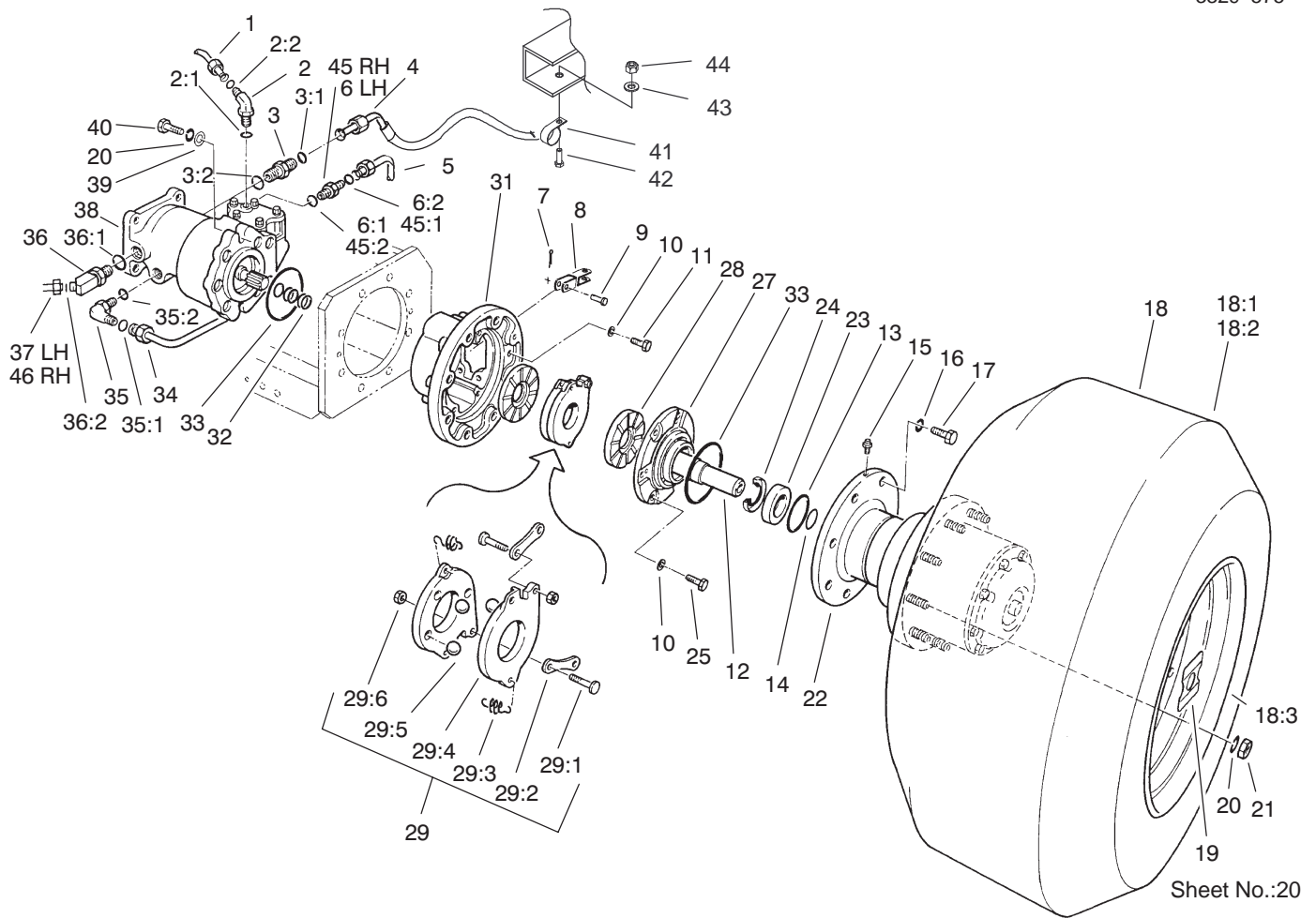


T-0374  
Sheet No.:A8

## Hydraulic Gear Pump Assembly No. 69-2220

| Ref. No. | Part No. | Qty. | Description      |
|----------|----------|------|------------------|
| 1        | 69-2230  | 1    | Flow Divider ASM |
| 1:1      | 69-2410  | 1    | Plug             |
| 1:1:1    | 69-2420  | 1    | O-Ring           |
| 1:3      | 69-2450  | 1    | Piston           |
| 1:4      | 69-2440  | 1    | Orifice          |
| 1:5      | 69-2430  | 1    | Spring           |
| 1:6      | 69-2460  | 1    | Cap              |
| 1:7      | 69-2470  | 1    | Gasket           |
| 1:8      | 69-2480  | 1    | Screw            |
| 1:9      | 69-2490  | 1    | Spring           |
| 1:10     | 69-2500  | 1    | Poppet           |
| 1:11     | 69-2510  | 1    | Seat             |
| 1:12     | 69-2520  | 1    | Plug-Pipe        |
| 2        | 69-2530  | 1    | O-Ring           |
| 3        | 69-2540  | 1    | Cover ASM        |
| 3:1      | 69-2250  | 2    | Sleeve-Bearing   |
| 4        | 69-2340  | 2    | Pin-Dowel        |
| 5        | 69-2280  | 1    | Idle Shaft ASM   |
| 6        | 69-2330  | 1    | Body ASM         |
| 6:1      | 69-2250  | 2    | Sleeve-Bearing   |
| 7        | 69-2360  | 4    | Screw            |
| 8        | 69-2380  | 4    | Screw            |
| 9        | 69-2290  | 1    | Drive Shaft ASM  |
| 10       | 69-2240  | 4    | Screw            |
| 11       | 69-2550  | 1    | Repair Kit       |
| 11:1     | 69-2320  | 1    | Plate-Wear       |

| Ref. No. | Part No. | Qty. | Description    |
|----------|----------|------|----------------|
| 11:2     | 69-2260  | 1    | Seal-Load      |
| 11:3     | 69-2270  | 1    | Seal-Load, Pre |
| 11:4     | 69-2350  | 1    | Ring-Sealing   |
| 11:5     | 69-2370  | 4    | Washer         |
| 11:6     | 69-2390  | 4    | Washer         |
| 11:7     | 69-2300  | 1    | Ring-Retaining |
| 11:8     | 69-2310  | 1    | Seal-Shaft     |
| 12       | 69-2560  | 1    | Repair Kit     |
| 12:1     | 69-2420  | 2    | O-Ring         |
| 12:2     | 69-2470  | 1    | Gasket         |
| 12:3     | 69-2490  | 1    | Spring         |
| 12:4     | 69-2500  | 1    | Poppet         |
| 12:5     | 69-2530  | 1    | O-Ring         |
| 12:6     | 69-2320  | 1    | Plate-Wear     |
| 12:7     | 69-2260  | 1    | Seal-Load      |
| 12:8     | 69-2270  | 1    | Seal-Load, Pre |
| 12:9     | 69-2350  | 1    | Ring-Sealing   |
| 12:10    | 69-2370  | 4    | Washer         |
| 12:11    | 69-2390  | 4    | Washer         |
| 12:12    | 69-2300  | 1    | Ring-Retaining |
| 12:13    | 69-2310  | 1    | Seal-Shaft     |
| 12:14    | 69-2400  | 1    | O-Ring         |



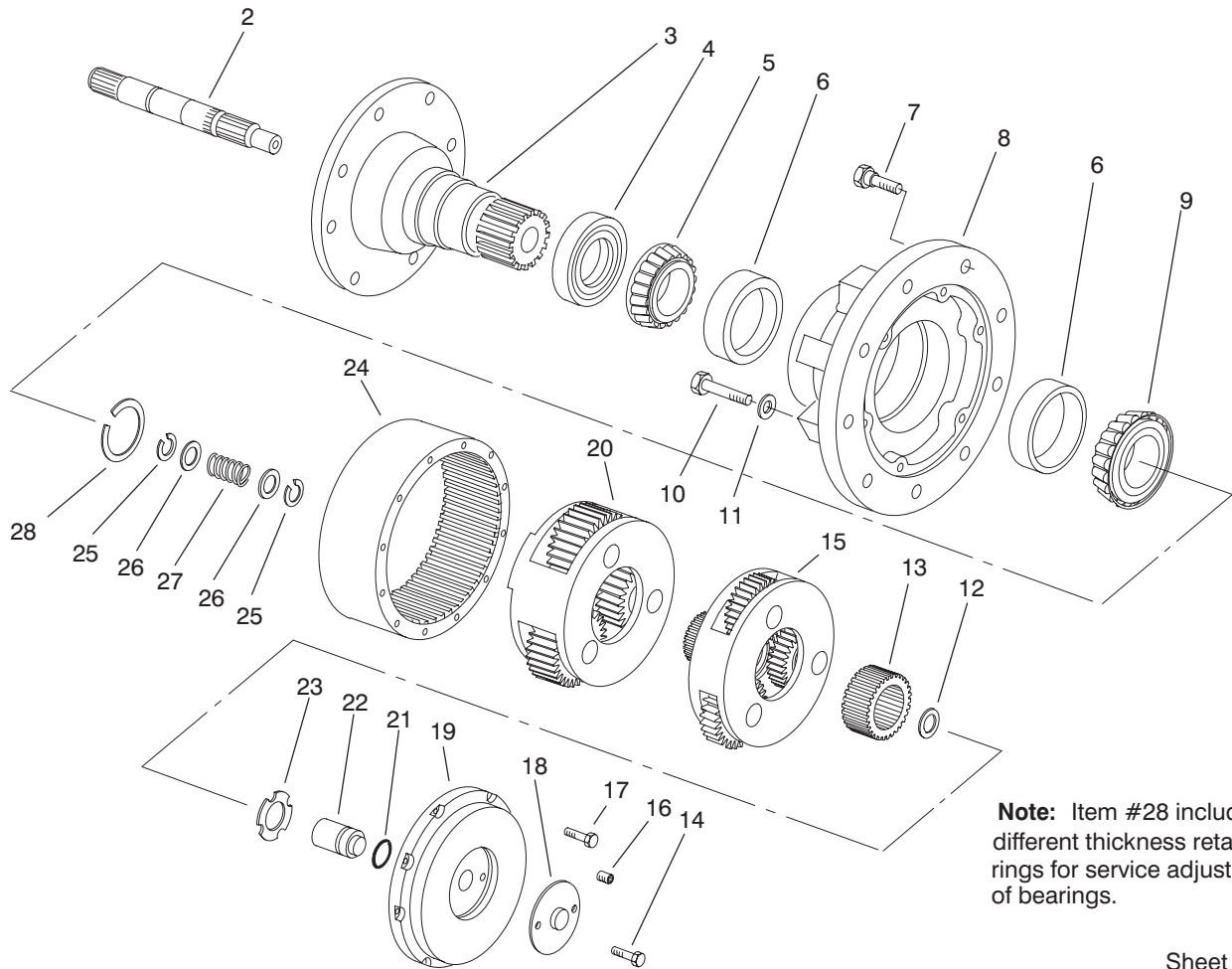
Sheet No.:20

## Front Wheel Assembly

| Ref. No. | Part No. | Qty. | Description           |
|----------|----------|------|-----------------------|
| 1        | 69-5930  | 1    | Tube-HYD, RH          |
| 1        | 69-5940  | 1    | Tube-HYD, LH          |
| 2        | 340-82   | 2    | Adapter               |
| 2:1      | 237-42   | 1    | O-Ring                |
| 2:2      | 237-21   | 1    | O-Ring                |
| 3        | 340-91   | 2    | Adapter               |
| 3:1      | 237-58   | 1    | O-Ring                |
| 3:2      | 237-146  | 1    | O-Ring                |
| 4        | 106-0211 | 2    | HYD Hose ASM          |
| 5        | 92-1742  | 1    | Tube ASM              |
| 6        | 340-9    | 1    | Fitting-HYD, Straight |
| 6:1      | 237-58   | 1    | O-Ring                |
| 6:2      | 237-81   | 1    | O-Ring                |
| 7        | 3272-10  | 4    | Pin-Cotter            |
| 8        | 71-3880  | 2    | Clevis                |
| 9        | 283-2    | 4    | Pin-Clevis            |
| 10       | 3253-21  | 14   | Washer-Lock           |
| 11       | 323-6    | 4    | Screw-HH              |
| 12       | 71-3810  | 2    | Coupling-Motor, HYD   |
| 13       | 32120-22 | 2    | Ring-Snap, Internal   |
| 14       | 32120-84 | 2    | Ring-Snap, External   |
| 15       | 302-39   | 2    | Vent                  |
| 16       | 3253-8   | 16   | Washer-Lock           |
| 17       | 327-22   | 16   | Screw-HH              |
| 18       | 69-9790  | 2    | Front Wheel ASM       |
| 18:1     | 69-9800  | 1    | Tire                  |

| Ref. No. | Part No.   | Qty. | Description           |
|----------|------------|------|-----------------------|
| 18:2     | 58-5620    | 1    | Tube                  |
| 18:3     | 71-2470    | 1    | Rim                   |
| 19       | 72-4070    | 2    | Decal-Danger          |
| 20       | 3253-7     | 22   | Washer-Lock           |
| 21       | 3219-5     | 18   | Nut-Hex               |
| 22       | 69-1730-03 | 2    | Drive-Gear, Planetary |
| 23       | 251-340    | 2    | Bearing-Ball          |
| 24       | 253-156    | 2    | Seal-Oil              |
| 25       | 323-6      | 10   | Screw-HH              |
| 27       | 71-3990    | 2    | Cap-Housing, Brake    |
| 28       | 71-0470    | 4    | Middle Disc ASM       |
| 29       | 71-0460    | 2    | Actuating Disc ASM    |
| 29:1     | 69-9970    | 4    | Stud                  |
| 29:2     | 69-9960    | 4    | Link                  |
| 29:3     | 69-9950    | 4    | Spring-Extension      |
| 29:4     | 69-9990    | 4    | Disc-Actuating        |
| 29:5     | 69-9980    | 6    | Ball                  |
| 29:6     | 69-9940    | 4    | Nut-HJ                |
| 31       | 71-4010-03 | 2    | Housing-Brake         |
| 32       | 253-157    | 6    | Seal-U Cup            |
| 33       | 237-158    | 4    | O-Ring                |
| 34       | 92-1741    | 1    | Tube ASM              |
| 35       | 340-142    | 2    | Fitting-HYD, 90°      |
| 35:1     | 237-58     | 1    | O-Ring                |
| 35:2     | 237-81     | 1    | O-Ring                |
| 36       | 106-0054   | 2    | Fitting-Elbow, 45°    |





**Note:** Item #28 includes 7 different thickness retaining rings for service adjustment of bearings.

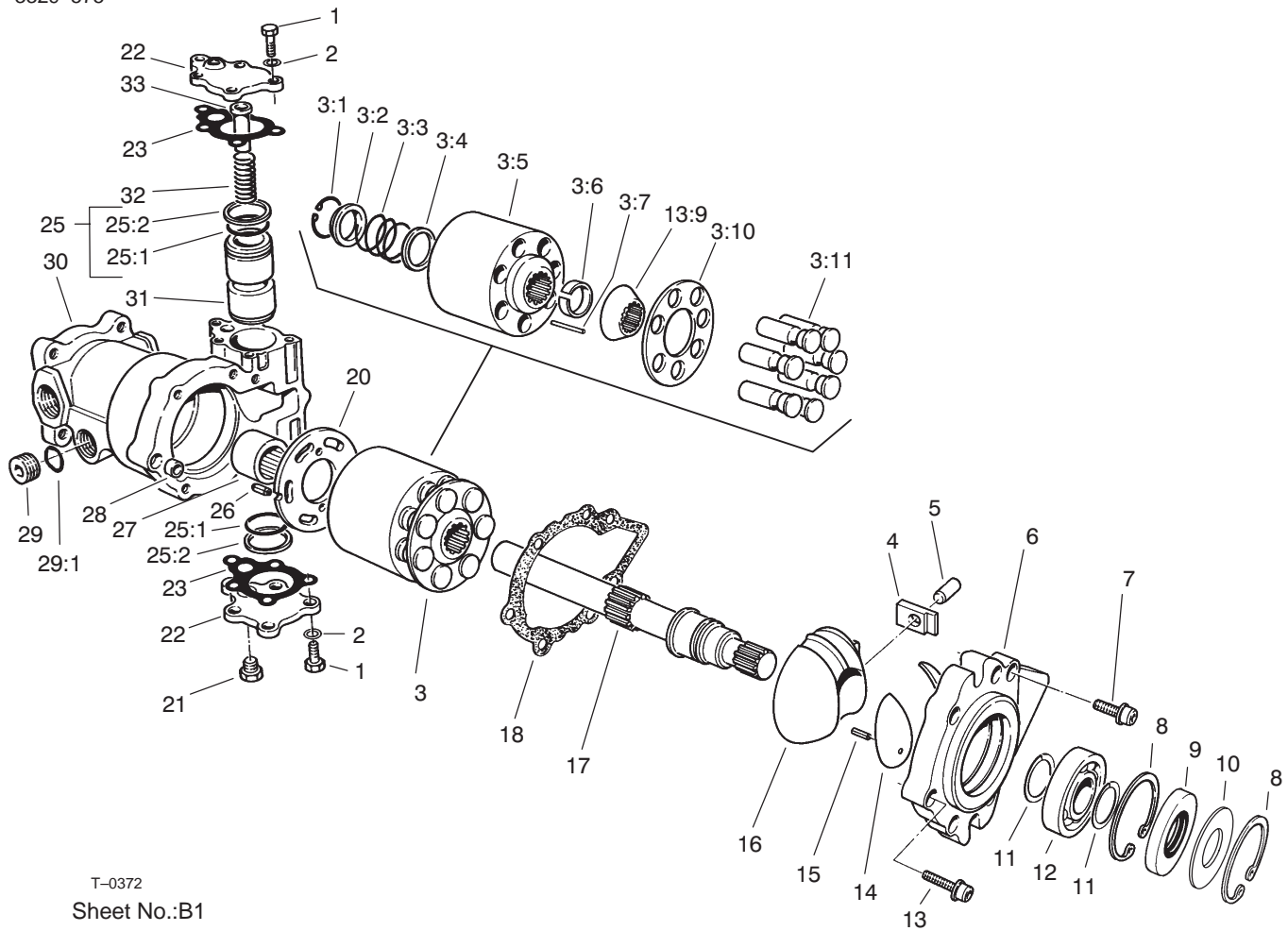
T-0140  
Sheet No.:A9

## Planetary Gear Drive Assembly No. 69-1730-03

| Ref. No. | Part No. | Qty. | Description           |
|----------|----------|------|-----------------------|
| 2        | 60-3810  | 1    | Shaft                 |
| 3        | 69-1740  | 1    | Spindle               |
| 4        | 60-3830  | 1    | Seal                  |
| 5        | 60-3840  | 1    | Cone                  |
| 6        | 60-3850  | 2    | Cup                   |
| 7        | 60-3860  | 9    | Bolt                  |
| 8        | 60-3870  | 1    | Hub                   |
| 9        | 60-3880  | 1    | Cone                  |
| 10       | 60-3890  | 6    | Bolt                  |
| 11       | 60-3910  | 6    | Washer                |
| 12       | 60-3980  | 1    | Washer                |
| 13       | 60-3970  | 1    | Gear                  |
| 14       | 60-4070  | 2    | Bolt                  |
| 15       | 60-3960  | 1    | Primary Carrier ASM   |
| 16       | 60-4040  | 1    | Plug                  |
| 17       | 60-4030  | 8    | Bolt                  |
| 18       | 60-4060  | 1    | Cover                 |
| 19       | 60-4050  | 1    | Cover                 |
| 20       | 60-4000  | 1    | Secondary Carrier ASM |
| 21       | 60-4020  | 1    | Ring                  |
| 22       | 60-4010  | 1    | Plunger               |
| 23       | 60-3990  | 1    | Washer                |
| 24       | 60-3900  | 1    | Gear                  |
| 25       | 60-3930  | 2    | Ring                  |
| 26       | 60-3940  | 2    | Washer                |

| Ref. No. | Part No. | Qty. | Description          |
|----------|----------|------|----------------------|
| 27       | 60-3950  | 1    | Spring               |
| 28       | 62-6450  | 1    | Retaining Rings Kit  |
| *99      | 62-6460  | 1    | Sealant-R T V (Tube) |

\* Not illustrated



T-0372

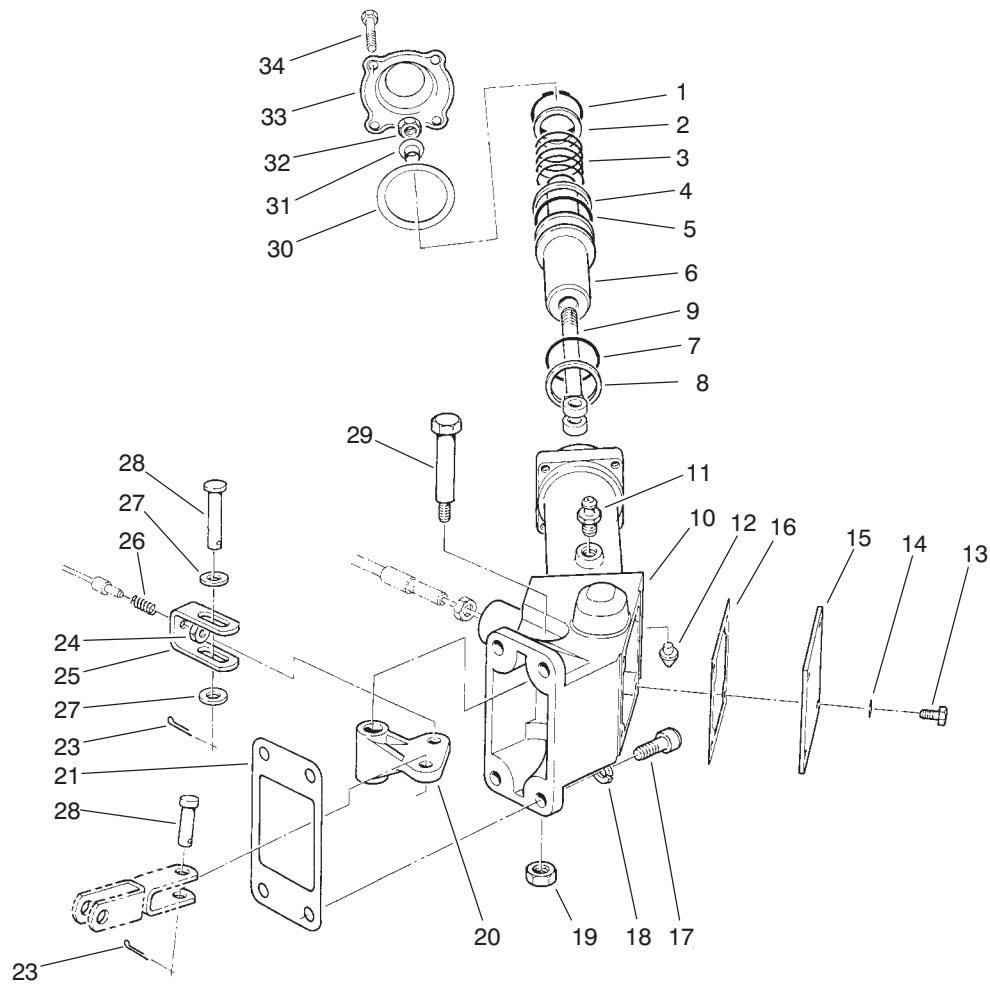
Sheet No.:B1

## Hydraulic Motor Assembly No. 69-3050

| Ref. No. | Part No. | Qty. | Description        |
|----------|----------|------|--------------------|
| 1        | 69-3150  | 10   | Screw              |
| 2        | 69-3070  | 10   | Washer             |
| 3        | 69-3910  | 1    | Cylinder Block Kit |
| ☆3:1     |          | 1    | Ring-Retaining     |
| ☆3:2     |          | 1    | Washer             |
| ☆3:3     |          | 1    | Spring-Compression |
| ☆3:4     |          | 1    | Washer             |
| ☆3:5     |          | 1    | Block-Cylinder     |
| ☆3:6     |          | 1    | Retainer           |
| ☆3:7     |          | 3    | Pin-Down, Hold     |
| ☆3:9     |          | 1    | Guide-Retainer     |
| ☆3:10    |          | 1    | Guide-Slipper      |
| ☆3:11    |          | 7    | Piston ASM         |
| 4        | 69-3500  | 1    | Bearing-Sleeve     |
| 5        | 69-3510  | 1    | Pin                |
| 6        | 76-4610  | 1    | Cover-Front        |
| 7        | 76-4590  | 6    | Screw              |
| 8        | 69-3200  | 2    | Ring-Retaining     |
| 9        | 69-3190  | 1    | Seal-Lip           |
| 10       | 95-4400  | 1    | Washer-Backup      |
| 11       | 69-3170  | 2    | Ring-Retaining     |
| 12       | 69-3210  | 1    | Bearing-Ball       |
| 13       | 69-3960  | 1    | Screw              |
| 14       | 69-3970  | 2    | Bearing-Journal    |
| 15       | 69-3520  | 2    | Pin                |
| 16       | 69-3980  | 1    | Swashplate         |

| Ref. No. | Part No. | Qty. | Description                |
|----------|----------|------|----------------------------|
| 17       | 69-3950  | 1    | Shaft-Motor                |
| 18       | 76-4600  | 1    | Gasket-Cover, Front        |
| 20       | 69-3990  | 1    | Plate-Valve, Motor         |
| 21       | 69-3940  | 1    | Plug-Threaded, Straight    |
| 22       | 69-3720  | 2    | Cover-Servo                |
| 23       | 69-3710  | 2    | Gasket-Servo               |
| 25       | 69-3920  | 1    | Piston Ring And O-Ring Kit |
| 25:1     | 69-3560  | 1    | O-Ring                     |
| 25:2     | 69-3570  | 2    | Ring-Piston                |
| 26       | 69-3450  | 1    | Pin                        |
| 27       | 69-3370  | 1    | Bearing-Needle             |
| 28       | 69-3230  | 1    | Pin-Spring                 |
| 29       | 69-3130  | 1    | Plug                       |
| ☆29:1    |          | 1    | O-Ring                     |
| ☆30      |          | 1    | Housing                    |
| 31       | 69-4020  | 1    | Piston-Servo               |
| 32       | 69-4030  | 1    | Spring-Servo               |
| 33       | 69-4040  | 1    | Stop                       |

☆ Not serviced separately



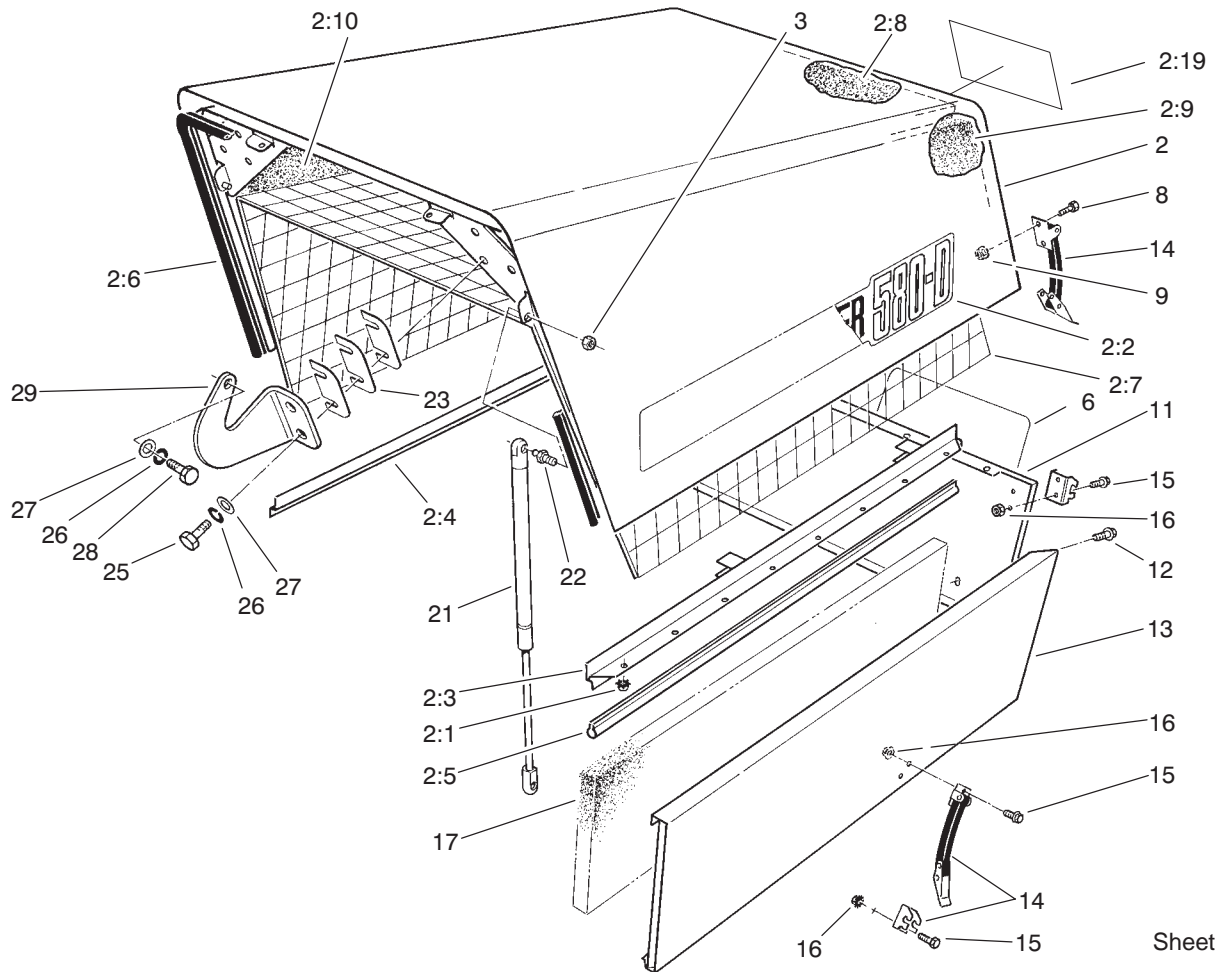
Sheet No.:21

## Wheel Brake Assembly

| Ref. No. | Part No.   | Qty. | Description           | Ref. No. | Part No. | Qty. | Description         |
|----------|------------|------|-----------------------|----------|----------|------|---------------------|
| 1        | 32151-100  | 2    | Ring-Retaining        | 27       | 3256-24  | 4    | Washer-Flat         |
| 2        | 69-8910    | 2    | Washer                | 28       | 283-15   | 2    | Pin-Clevis          |
| 3        | 82-7850    | 2    | Spring-Compression    | 29       | 12-8900  | 2    | Bolt-Shoulder, HH   |
| 4        | 354-104    | 2    | Back-Up Ring          | 30       | 93-7417  | 2    | Gasket              |
| 5        | 237-175    | 2    | O-Ring                | 31       | 71-3910  | 2    | Collar              |
| 6        | 82-7840    | 2    | Piston-Brake          | 32       | 3296-59  | 2    | Nut-Lock, NI        |
| 7        | 237-174    | 2    | O-Ring                | 33       | 93-7418  | 2    | Cap-Actuator, Brake |
| 8        | 354-105    | 2    | Back-Up Ring          | 34       | 321-6    | 8    | Screw-HH            |
| 9        | 21-2070-03 | 2    | End-Yoke              |          |          |      |                     |
| 10       | 105-0606   | 1    | Housing-RH            |          |          |      |                     |
| 10       | 105-0605   | 1    | Housing-LH            |          |          |      |                     |
| 11       | 82-7830    | 2    | Screw-Bleeder, Brake  |          |          |      |                     |
| 12       | 82-7820    | 2    | Seat-Tube, Brake      |          |          |      |                     |
| 13       | 321-2      | 8    | Screw-HH              |          |          |      |                     |
| 14       | 3253-3     | 8    | Washer-Lock           |          |          |      |                     |
| 15       | 71-3850-03 | 2    | Cover-Actuator, Brake |          |          |      |                     |
| 16       | 71-3870    | 2    | Gasket                |          |          |      |                     |
| 17       | 3274-7     | 8    | Screw-HSH             |          |          |      |                     |
| 18       | 3253-21    | 8    | Washer-Lock           |          |          |      |                     |
| 19       | 32128-25   | 2    | Nut-Flange            |          |          |      |                     |
| 20       | 71-3830-03 | 2    | Bellcrank-Brake       |          |          |      |                     |
| 21       | 71-3900    | 2    | Gasket                |          |          |      |                     |
| 23       | 3272-10    | 2    | Pin-Cotter            |          |          |      |                     |
| 24       | 3296-3     | 2    | Nut-Lock, NI          |          |          |      |                     |
| 25       | 71-3860    | 2    | Clevis                |          |          |      |                     |
| 26       | 69-0030    | 2    | Spring-Compression    |          |          |      |                     |





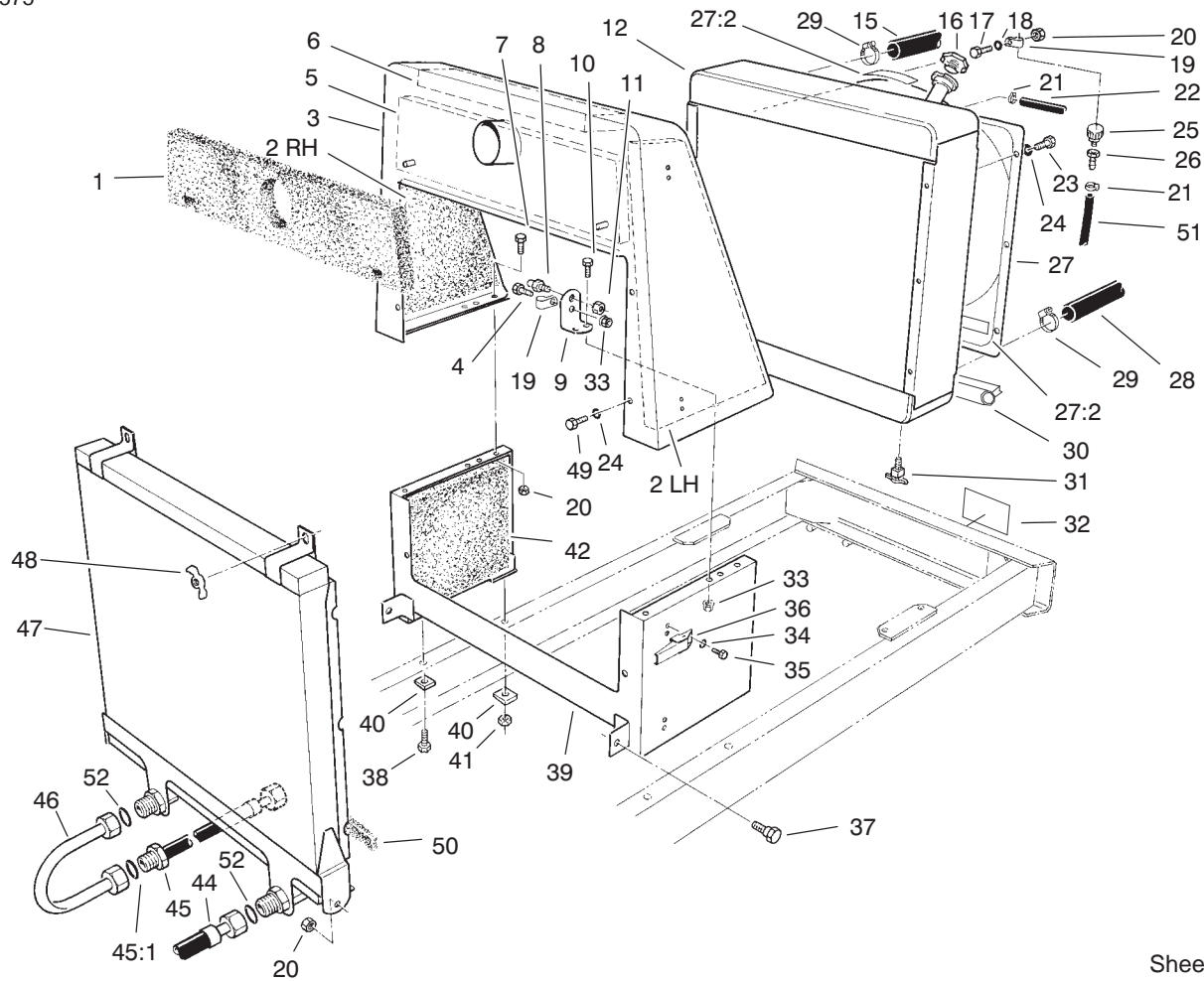


Sheet No.:23

## Hood Assembly

| Ref. No. | Part No.   | Qty. | Description          |
|----------|------------|------|----------------------|
| 2        | 92-1772    | 1    | Hood ASM             |
| 2:1      | 32149-2    | 16   | Nut                  |
| 2:2      | 106-0269   | 2    | Decal                |
| 2:3      | 69-8230-03 | 1    | Bracket-Trim         |
| 2:4      | 69-8250-03 | 1    | Bracket-Trim, Bottom |
| 2:5      | 69-9723    | 2    | Trim-Seal            |
| 2:6      | 69-9724    | 1    | Trim-Seal            |
| 2:7      | 71-0060-03 | 1    | Support              |
| 2:8      | 71-0250    | 1    | Foam-Hood, Top       |
| 2:9      | 71-0260    | 1    | Foam-Hood, LH        |
| 2:10     | 71-0270    | 1    | Foam-Hood, RH        |
| 2:19     | 66-1210    | 2    | Decal                |
| 3        | 32152-1    | 2    | Nut-Lock, NI         |
| 8        | 3290-321   | 4    | Screw-HWH            |
| 9        | 3296-2     | 4    | Nut-Lock             |
| 11       | 69-9520-03 | 1    | Panel-Rear           |
| 12       | 3234-14    | 6    | Screw-HHF            |
| 13       | 69-1390-03 | 1    | Panel-LH             |
| 13       | 69-1380-03 | 1    | Panel-RH             |
| 14       | 69-3010    | 4    | Latch                |
| 15       | 3290-134   | 4    | Screw                |
| 16       | 32149-7    | 4    | Nut-Keps             |
| 17       | 71-0400    | 2    | Foam-Panel, Side     |
| 21       | 88-6760    | 2    | Spring-Gas           |
| 22       | 88-6770    | 2    | Stud-Ball            |
| 23       | 69-8500    | 8    | Shim-Pivot, Hood     |

| Ref. No. | Part No.   | Qty. | Description     |
|----------|------------|------|-----------------|
| 25       | 323-6      | 4    | Screw-HH        |
| 26       | 3253-21    | 6    | Washer-Lock     |
| 27       | 3256-24    | 6    | Washer-Flat     |
| 28       | 323-4      | 2    | Screw-HH        |
| 29       | 98-3026-03 | 2    | Arm-Pivot, Hood |



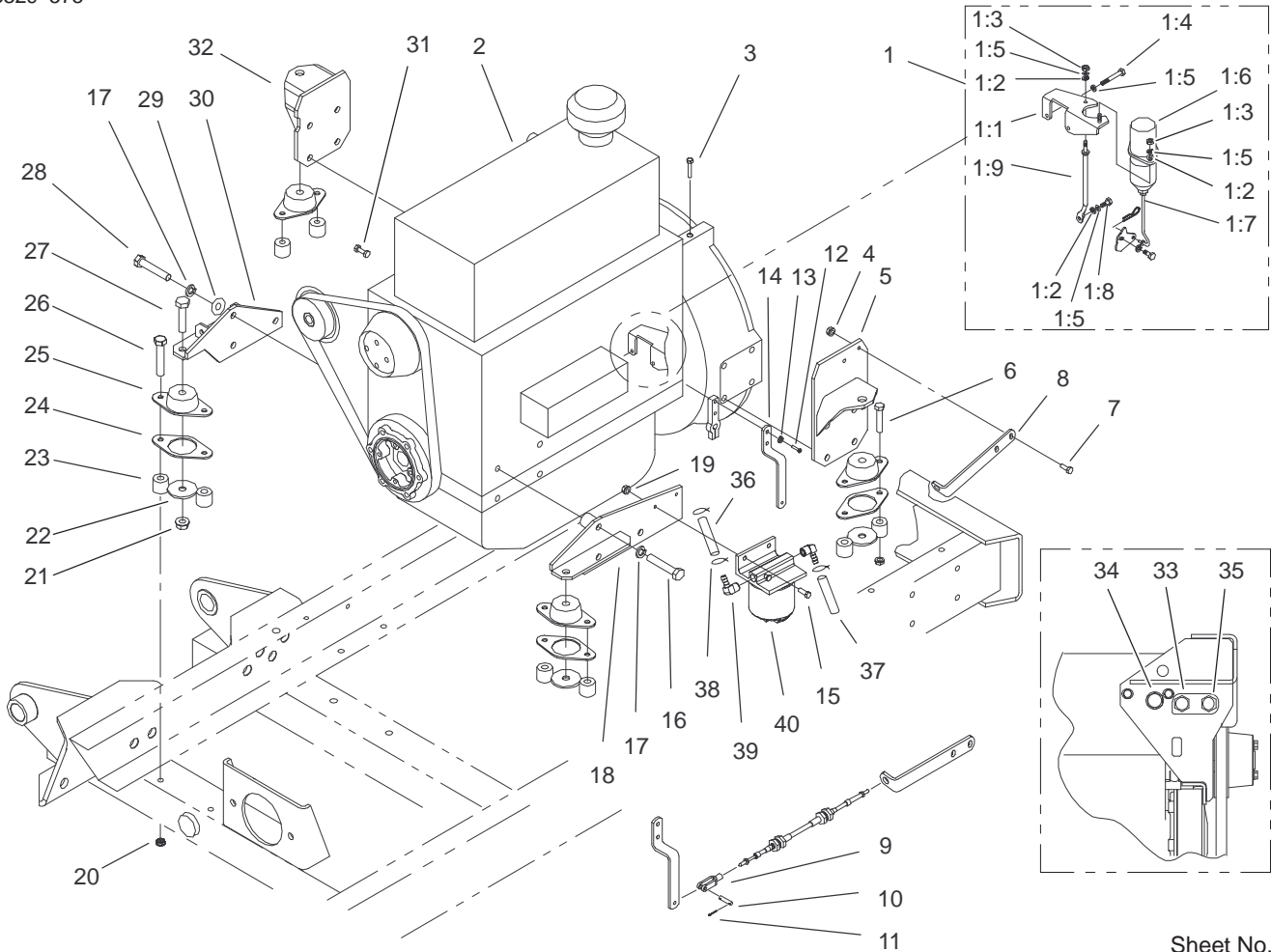
Sheet No.:24

## Radiator and Oil Cooler Assembly

| Ref. No. | Part No.   | Qty. | Description                 |
|----------|------------|------|-----------------------------|
| 1        | 71-0380    | 1    | Foam-Cowl, Right Rear       |
| 2        | 71-0350    | 1    | Foam-Radiator Support, RH   |
| 2        | 71-0340    | 1    | Foam-Radiator Support, LH   |
| 3        | 69-8590-03 | 1    | Support-Radiator, Top       |
| 4        | 322-5      | 1    | Screw-HH                    |
| 5        | 71-0390    | 1    | Foam-Radiator Support, Rear |
| 6        | 71-0360    | 1    | Foam-Radiator Support, Top  |
| 7        | 323-7      | 4    | Screw-HH                    |
| 8        | 88-6770    | 2    | Stud-Ball                   |
| 9        | 98-7349-03 | 2    | Bracket-Cylinder            |
| 10       | 322-6      | 4    | Screw-HH                    |
| 11       | 32152-1    | 2    | Nut-Lock, NI                |
| 12       | 98-7311    | 1    | Radiator                    |
| 15       | 98-7320    | 1    | Hose-Upper                  |
| 16       | 105-0599   | 1    | Radiator Cap ASM            |
| 17       | 323-4      | 1    | Screw-HH                    |
| 18       | 3256-56    | 2    | Washer-Flat                 |
| 19       | 2412-41    | 2    | Clamp                       |
| 20       | 32152-2    | 7    | Nut-Hex                     |
| 21       | 2412-108   | 2    | Clamp-Worm                  |
| 22       | 23-2140    | 1    | Hose-Fuel                   |

| Ref. No. | Part No.   | Qty. | Description                  |
|----------|------------|------|------------------------------|
| 23       | 323-34     | 6    | Screw-HH                     |
| 24       | 3253-21    | 12   | Washer-Lock                  |
| 25       | 68-6150    | 1    | Breather                     |
| 26       | 354-95     | 1    | Fitting-Female, Barbed       |
| 27       | 106-0041   | 1    | Shroud ASM                   |
| 27:2     | 93-6681    | 4    | Decal-Warning, Fan           |
| 28       | 95-6456    | 1    | Hose-Lower                   |
| 29       | 2412-92    | 4    | Clamp-Hose                   |
| 30       | 105-0586   | 2    | Strip-Sealing                |
| 31       | 304-46     | 1    | Draincock                    |
| 32       | 72-4080    | 1    | Decal-Danger                 |
| 33       | 32128-20   | 5    | Nut-HF                       |
| 34       | 3253-2     | 16   | Washer-Lock/Sp               |
| 35       | 3290-321   | 16   | Screw-HWH                    |
| 36       | 105-9296   | 8    | Latch-Draw                   |
| 37       | 46-3380    | 2    | Bolt-Shoulder                |
| 38       | 325-6      | 4    | Screw-HH                     |
| 39       | 69-7100-03 | 1    | Support-Radiator, Lower      |
| 40       | 3290-216   | 4    | Washer                       |
| 41       | 32153-5    | 2    | Nut-Lock                     |
| 42       | 71-0370    | 2    | Foam-Radiator Support, Lower |
| 44       | 69-5620    | 1    | Hose ASM                     |
| 45       | 69-8450    | 1    | Hose ASM                     |





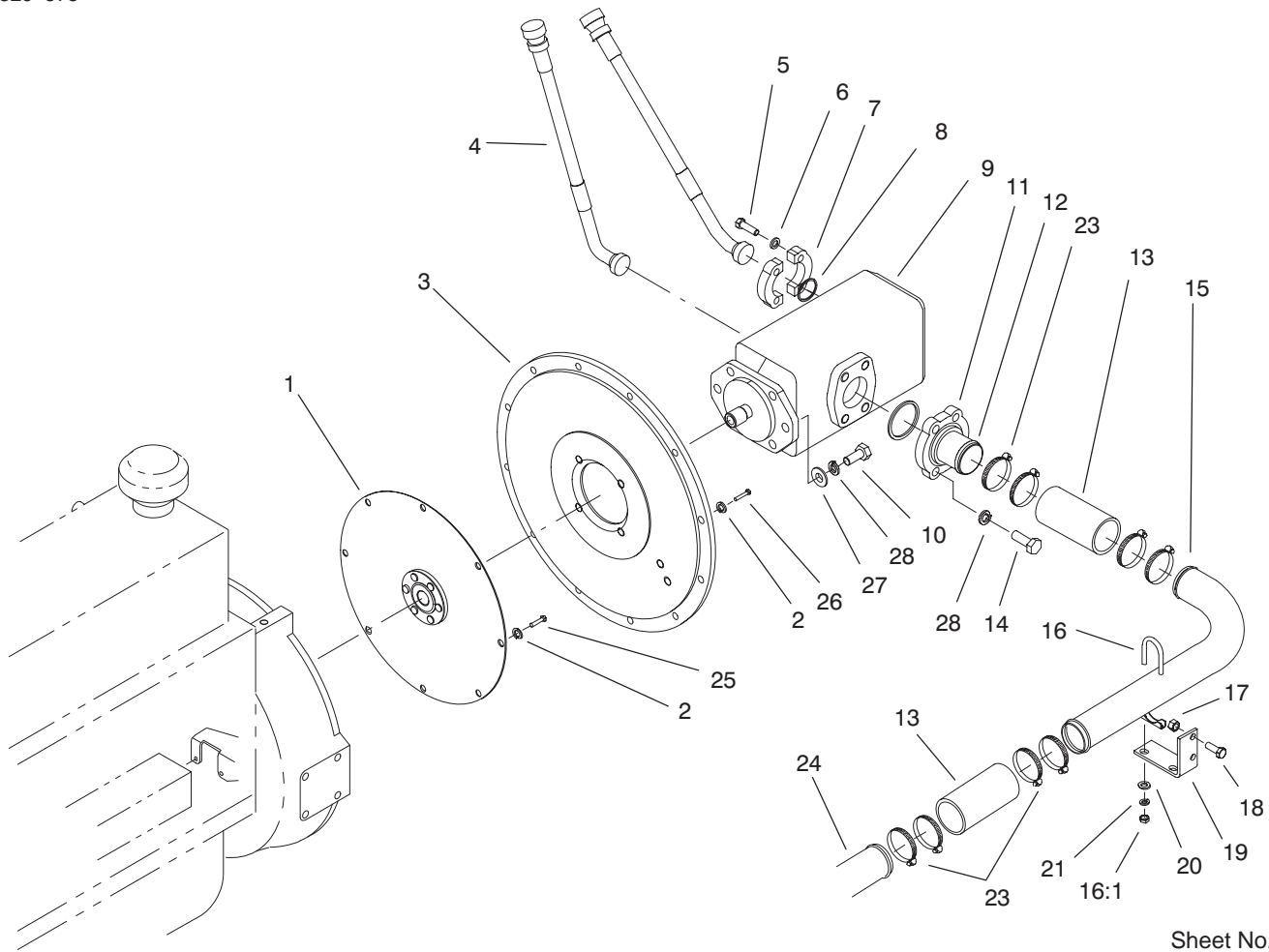
Sheet No.:25

## Engine Installation Assembly

| Ref. No. | Part No.   | Qty. | Description             |
|----------|------------|------|-------------------------|
| 1        | 98-7327    | 1    | Solenoid-Run            |
| 1:1      | 99-1928    | 1    | Bracket-Mounting        |
| 1:2      | 33093-00   | 3    | Washer-Flat             |
| 1:3      | 33013-00   | 2    | Nut-Hex                 |
| 1:4      | 33103-050  | 2    | Screw-HHF               |
| 1:5      | 3253-3     | 5    | Washer-Lock             |
| 1:6      | 99-1929    | 1    | Solenoid ASM            |
| 1:7      | 99-1930    | 1    | Rod-Connecting          |
| 1:8      | 33103-016  | 1    | Screw-HHF               |
| 1:9      | 99-1931    | 1    | Rod-Support             |
| 2        | 95-6499    | 1    | Engine ASM              |
| 3        | 33115-025  | 1    | Screw-HH                |
| 4        | 32149-2    | 2    | Nut                     |
| 5        | 95-6454-03 | 1    | LH Rear Mount ASM       |
| 6        | 323-10     | 4    | Screw-HH                |
| 7        | 321-6      | 2    | Screw-HH                |
| 8        | 69-8490-03 | 1    | Bracket-Cable, Throttle |
| 9        | 282-28     | 1    | Clevis-Adjustable       |
| 10       | 69-0090    | 1    | Pin-Throttle            |
| 11       | 3272-1     | 1    | Pin-Cotter              |
| 12       | 33113-016  | 2    | Screw-HH                |
| 13       | 3253-3     | 2    | Washer-Lock             |
| 14       | 95-6489-03 | 1    | Bracket-Throttle        |
| 15       | 321-4      | 2    | Screw-HH                |
| 16       | 33116-050  | 3    | Screw-HH                |

| Ref. No. | Part No.   | Qty. | Description        |
|----------|------------|------|--------------------|
| 17       | 3253-7     | 14   | Washer-Lock        |
| 18       | 95-6470-03 | 1    | LH Front Mount ASM |
| 19       | 32149-2    | 2    | Nut                |
| 20       | 32128-21   | 8    | Nut-HF             |
| 21       | 32128-23   | 4    | Nut-HF             |
| 22       | 98-3023    | 4    | Washer             |
| 23       | 95-6486    | 8    | Spacer-Mount       |
| 24       | 98-0830    | 4    | Retainer-Mount     |
| 25       | 98-3024    | 4    | Mount-Engine       |
| 26       | 323-38     | 4    | Screw-HH           |
| 27       | 325-9      | 4    | Screw-HH           |
| 28       | 33116-030  | 11   | Screw-HH           |
| 29       | 3256-26    | 14   | Washer-Flat        |
| 30       | 95-6467-03 | 1    | RH Front Mount ASM |
| 31       | 71-4280    | 1    | Switch-Pressure    |
| 32       | 95-6465-03 | 1    | RH Rear Mount ASM  |
| 33       | 51-5070    | 1    | Switch             |
| 34       | 67-4510    | 1    | Guage-Temp, Water  |
| 35       | 93-3526    | 1    | Switch             |
| 36       | 71-2690    | 1    | Hose-Fuel          |
| 37       | 37-9560    | 1    | Hose-Fuel          |
| 38       | 2412-108   | 3    | Clamp-Worm         |
| 39       | 353-781    | 2    | Fitting-Elbow      |
| 40       | 69-1750    | 1    | Filter-Fuel        |





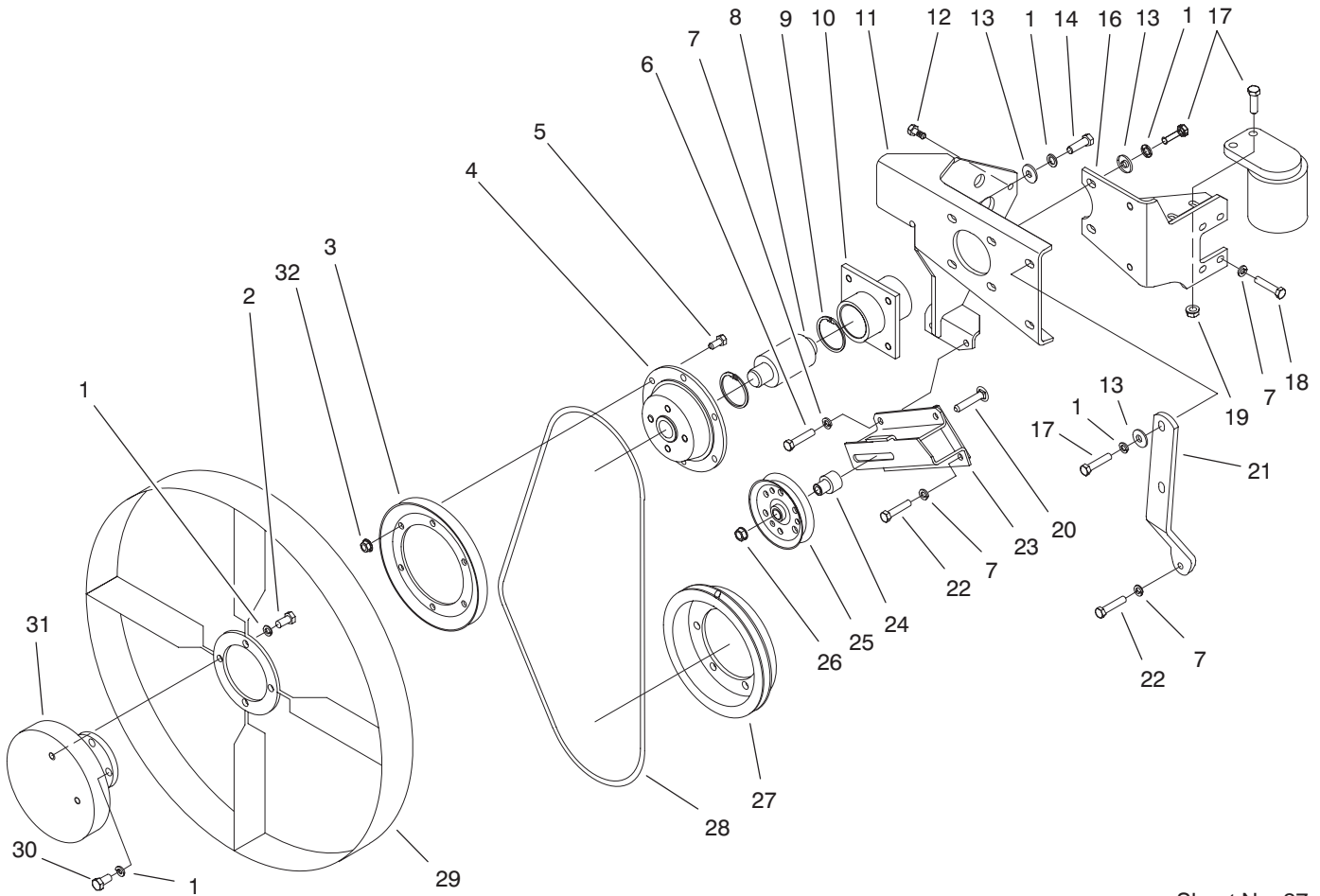
Sheet No.:26

## Double Gear Pump Installation Assembly

| Ref. No. | Part No.   | Qty. | Description             |
|----------|------------|------|-------------------------|
| 1        | 99-8879    | 1    | Coupling-Spring, Center |
| 2        | 3253-6     | 20   | Washer-Lock             |
| 3        | 95-6481-03 | 1    | Plate-Adapter, Pump     |
| 4        | 98-0655    | 2    | HYD Hose ASM            |
| 5        | 323-7      | 8    | Screw-HH                |
| 6        | 3253-21    | 8    | Washer-Lock             |
| 7        | 353-992    | 4    | Flange-Split            |
| 8        | 340-135    | 2    | O-Ring                  |
| 9        | 69-2050-03 | 1    | Pump-Gear, Double       |
| 10       | 3213-2     | 4    | Screw-HH                |
| 11       | 354-42     | 2    | Flange-Split            |
| 12       | 74-2270    | 1    | Fitting-Suction         |
| 13       | 69-5640    | 2    | Hose-Return             |
| 14       | 325-6      | 8    | Screw-HH                |
| 15       | 99-4969    | 1    | Tube-Suction            |
| 16       | 20-4840    | 2    | Clamp-Muffler           |
| 16:1     | 3217-6     | 2    | Nut-Hex                 |
| 17       | 32152-2    | 4    | Nut-Hex                 |
| 18       | 323-6      | 4    | Screw-HH                |
| 19       | 69-9220-03 | 2    | Bracket-Tube, Suction   |
| 20       | 3256-23    | 4    | Washer-Flat             |
| 21       | 3253-4     | 4    | Washer-Lock             |
| 23       | 2412-42    | 8    | Clamp-Hose              |
| 24       | 99-4968    | 1    | Tube-Suction            |
| 25       | 33115-025  | 8    | Screw-HH                |

| Ref. No. | Part No.  | Qty. | Description   |
|----------|-----------|------|---------------|
| 26       | 33115-030 | 12   | Screw-HH      |
| 27       | 87-7270   | 4    | Washer-Thrust |
| 28       | 3253-7    | 8    | Washer-Lock   |





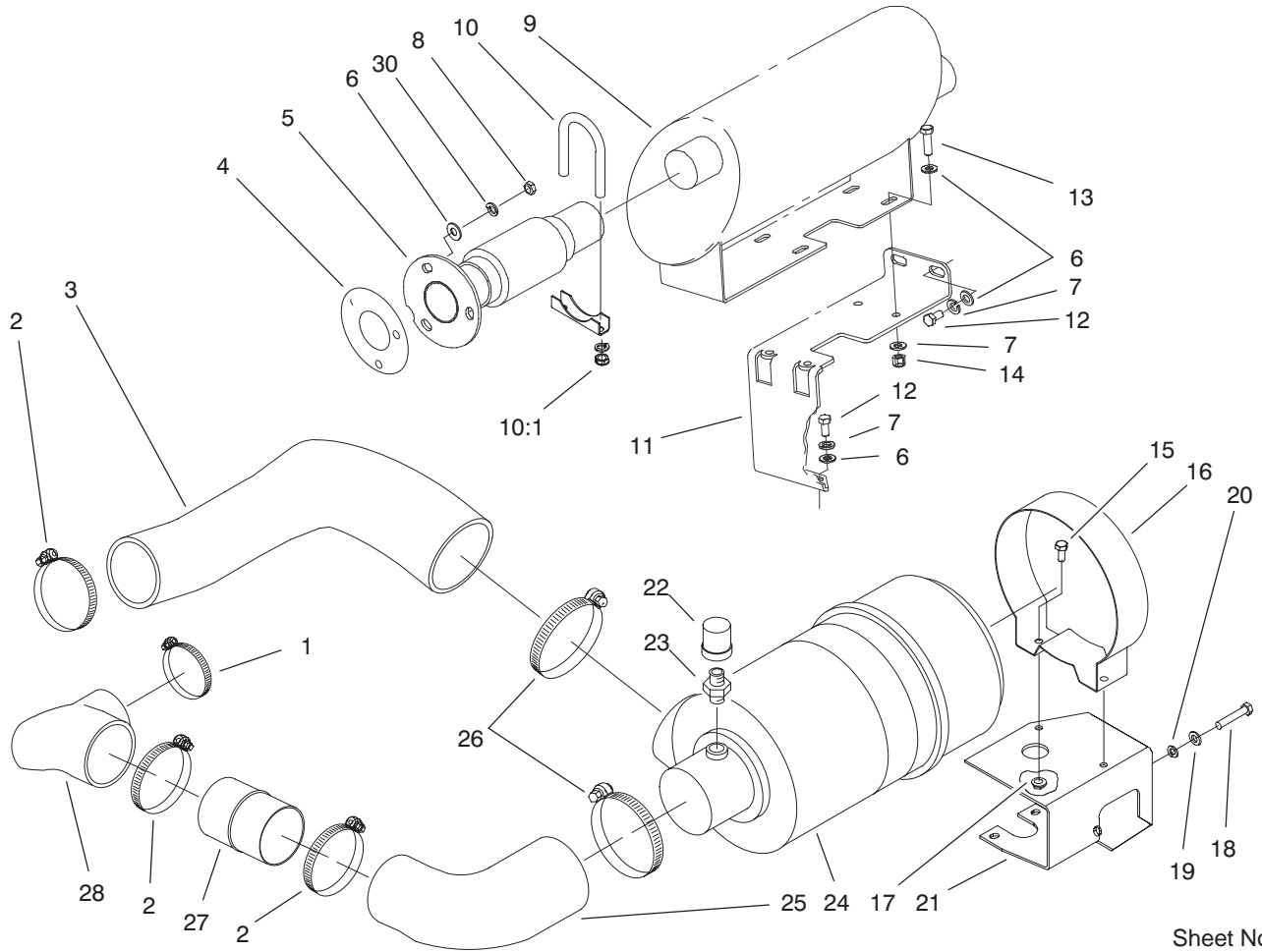
Sheet No.:27

## Fan Drive Assembly

| Ref. No. | Part No.    | Qty. | Description       |
|----------|-------------|------|-------------------|
| 1        | 3253-21     | 14   | Washer-Lock       |
| 2        | 323-4       | 4    | Screw-HH          |
| 3        | 96-1267-03  | 1    | Pulley-Fan        |
| 4        | 98-3008-03  | 1    | Hub-Fan           |
| 5        | 322-3       | 6    | Screw-HH          |
| 6        | 33114-070   | 1    | Screw-HH          |
| 7        | 3253-4      | 7    | Washer-Lock       |
| 8        | 98-0831     | 1    | Bearing-Fan       |
| 9        | 32120-11    | 2    | Ring-Retaining    |
| 10       | 95-6495-03  | 1    | Housing-Bearing   |
| 11       | 105-0585-03 | 1    | Support Fan ASM   |
| 12       | 33104-020   | 2    | Screw-HHF         |
| 13       | 5-0838      | 6    | Washer            |
| 14       | 323-6       | 2    | Screw-HH          |
| 16       | 95-6480-03  | 1    | Bracket           |
| 17       | 323-7       | 6    | Screw-HH          |
| 18       | 33114-045   | 4    | Screw-HH          |
| 19       | 3296-39     | 2    | Nut-Lock, NI      |
| 20       | 3231-6      | 1    | Screw-CARR        |
| 21       | 98-3013-03  | 1    | Support-Fan       |
| 22       | 33114-060   | 4    | Screw-HH          |
| 23       | 99-5915-01  | 1    | Bracket-Idler     |
| 24       | 99-4419     | 1    | Spacer-Idler      |
| 25       | 66-5310-03  | 1    | Pulley-Idler, V   |
| 26       | 32128-21    | 1    | Nut-HF            |
| 27       | 95-6477-03  | 1    | Pulley-Drive, Fan |

| Ref. No. | Part No. | Qty. | Description            |
|----------|----------|------|------------------------|
| 28       | 98-9008  | 1    | V-Belt                 |
| 29       | 98-0809  | 1    | Fan                    |
| 30       | 323-5    | 4    | Screw-HH               |
| 31       | 98-7321  | 1    | Clutch-Fan, Modulating |
| 32       | 32128-25 | 6    | Nut-Flange             |



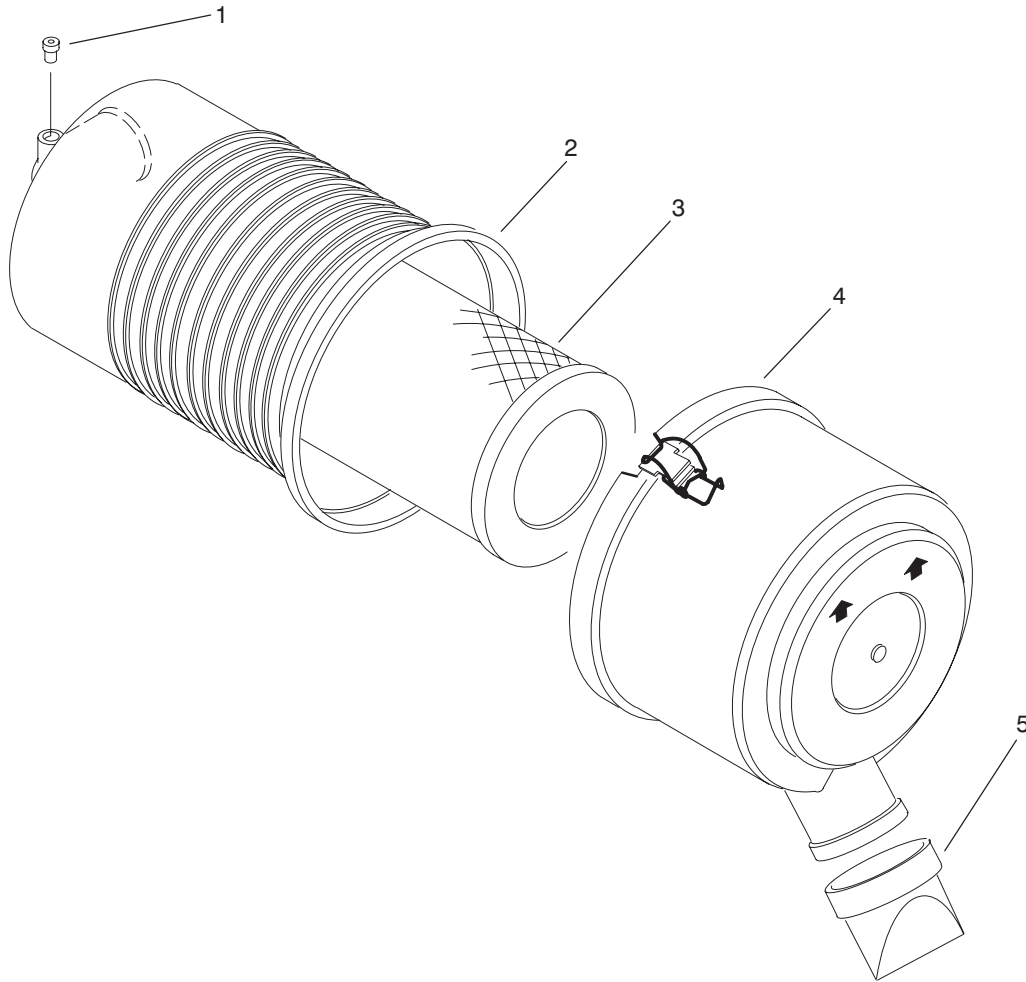


Sheet No.:28

## Muffler and Air Cleaner Assembly

| Ref. No. | Part No.    | Qty. | Description           |
|----------|-------------|------|-----------------------|
| 1        | 2412-42     | 1    | Clamp-Hose            |
| 2        | 2412-110    | 3    | Clamp-Hose            |
| 3        | 95-6459     | 1    | Hose-Inlet, Air       |
| 4        | 99-2277     | 1    | Gasket                |
| 5        | 105-0560    | 1    | Exhaust Tube ASM      |
| 6        | 3256-24     | 11   | Washer-Flat           |
| 7        | 3253-21     | 8    | Washer-Lock           |
| 8        | 69-9710     | 3    | Nut-Hex               |
| 9        | 105-0578    | 1    | Muffler               |
| 10       | 20-4840     | 1    | Clamp-Muffler         |
| 10:1     | 3217-6      | 2    | Nut-Hex               |
| 11       | 105-0579-03 | 1    | Mount-Frame           |
| 12       | 323-4       | 4    | Screw-HH              |
| 13       | 323-6       | 4    | Screw-HH              |
| 14       | 3296-39     | 4    | Nut-Lock, NI          |
| 15       | 322-3       | 2    | Screw-HH              |
| 16       | 98-0833     | 1    | Band-Cleaner, Air     |
| 17       | 32128-25    | 2    | Nut-Flange            |
| 18       | 33114-020   | 4    | Screw-HH              |
| 19       | 3256-23     | 4    | Washer-Flat           |
| 20       | 3253-4      | 4    | Washer-Lock           |
| 21       | 95-6462-03  | 1    | Bracket-Cleaner, Air  |
| 22       | 69-1940     | 1    | Indicator-Electrical  |
| 23       | 94-1416     | 1    | Indicator Adapter ASM |
| 24       | 98-0800     | 1    | Air Cleaner ASM       |
| 25       | 95-6457     | 1    | Hose-Outlet, Air      |

| Ref. No. | Part No. | Qty. | Description       |
|----------|----------|------|-------------------|
| 26       | 98-7347  | 2    | Clamp-Hose        |
| 27       | 95-6461  | 1    | Tube-Intake       |
| 28       | 95-6458  | 1    | Hose-Outlet, Air  |
| 30       | 42-9600  | 3    | Lockwasher-Spring |



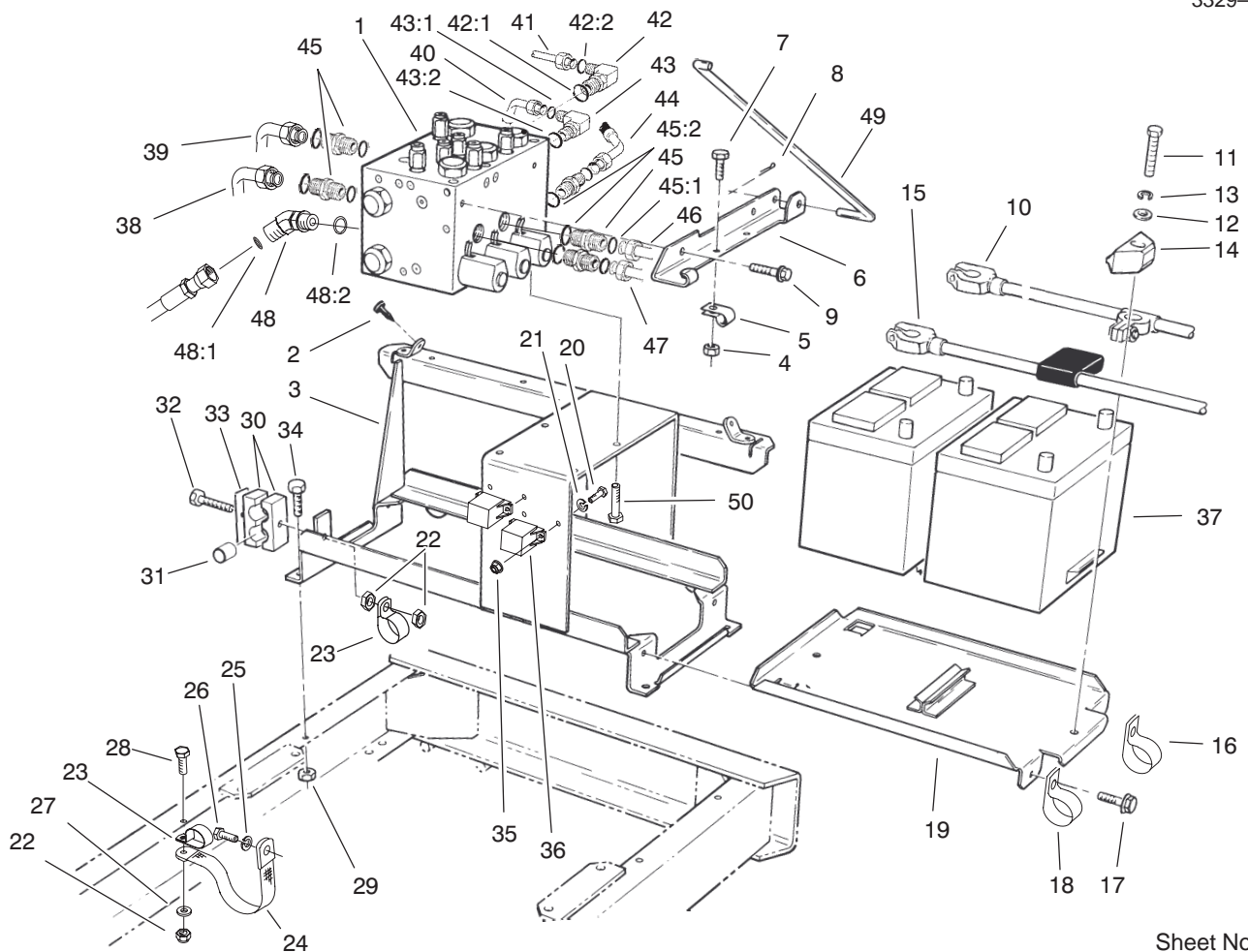
T-2252  
Sheet No.:B4

### Air Cleaner Assembly No. 98-0800

| Ref. No. | Part No. | Qty. | Description |
|----------|----------|------|-------------|
| ☆1       |          | 1    | Plug        |
| ☆2       |          | 1    | Body ASM    |
| 3        | 98-0801  | 1    | Element ASM |
| 4        | 98-0802  | 1    | Cover       |
| 5        | 98-0803  | 1    | Valve       |

| Ref. No. | Part No. | Qty. | Description |
|----------|----------|------|-------------|
|          |          |      |             |
|          |          |      |             |
|          |          |      |             |
|          |          |      |             |
|          |          |      |             |

☆ Not serviced separately



Sheet No.:29

## Battery Frame Assembly

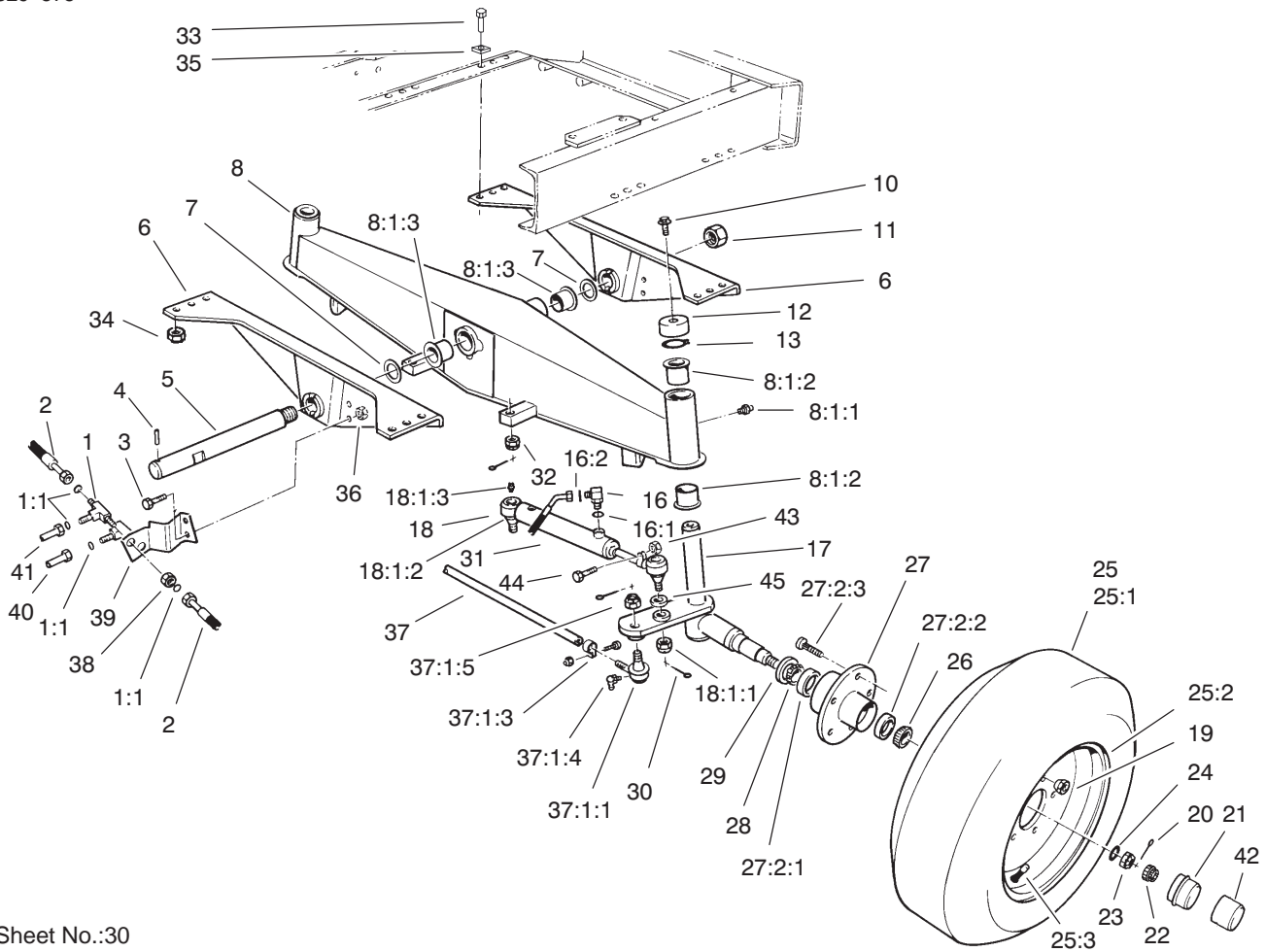
| Ref. No. | Part No.   | Qty. | Description            |
|----------|------------|------|------------------------|
| 1        | 95-5908    | 1    | Manifold-Control, Deck |
| 2        | 237-37     | 4    | Grommet                |
| 3        | 69-8290-03 | 1    | Base-Battery           |
| 4        | 32149-2    | 3    | Nut                    |
| 5        | 2412-73    | 3    | Clamp-R                |
| 6        | 69-9350-03 | 1    | Support-Prop, Hood     |
| 7        | 321-3      | 3    | Screw-HH               |
| 8        | 3272-6     | 1    | Pin-Cotter             |
| 9        | 3234-14    | 2    | Screw-HHF              |
| 10       | 95-1839    | 1    | Cable-Negative         |
| 11       | 323-9      | 2    | Screw-HH               |
| 12       | 3256-24    | 2    | Washer-Flat            |
| 13       | 3253-21    | 2    | Washer-Lock            |
| 14       | 66-2490    | 2    | Retainer-Battery       |
| 15       | 98-7308    | 1    | Positive Cable ASM     |
| 16       | 2412-41    | 1    | Clamp                  |
| 17       | 3234-17    | 2    | Screw-HHF              |
| 18       | 2412-39    | 1    | R-Clamp                |
| 19       | 80-0160-03 | 1    | Tray-Battery           |
| 20       | 32105-13   | 4    | Screw-SHH              |
| 21       | 3253-2     | 4    | Washer-Lock/Sp         |
| 22       | 32152-1    | 4    | Nut-Lock, NI           |
| 23       | 2412-104   | 2    | R-Clamp                |
| 24       | 18-2770    | 1    | Cable-Ground           |
| 25       | 3253-7     | 1    | Washer-Lock            |

| Ref. No. | Part No.  | Qty. | Description      |
|----------|-----------|------|------------------|
| 26       | 33116-020 | 1    | Screw-HH         |
| 27       | 3254-2    | 1    | Washer-Lock, Int |
| 28       | 322-5     | 1    | Screw-HH         |
| 29       | 32152-2   | 4    | Nut-Hex          |
| 30       | 56-7974   | 2    | Clamp-Tube       |
| 31       | 23-7250   | 1    | Spacer-Idler     |
| 32       | 322-11    | 1    | Screw-HH         |
| 33       | 69-9761   | 1    | Coverplate       |
| 34       | 323-6     | 4    | Screw-HH         |
| 35       | 3296-2    | 4    | Nut-Lock         |
| 36       | 66-8800   | 2    | Relay            |
| 37       | 93-0306   | 2    | Battery (Wet)    |
| 38       | 98-0806   | 1    | Tube ASM         |
| *38:1    | 237-65    | 1    | O-Ring           |
| 39       | 98-0805   | 1    | Tube ASM         |
| *39:1    | 237-65    | 1    | O-Ring           |
| 40       | 106-0061  | 1    | Hose ASM         |
| 41       | 69-6160   | 1    | Tube ASM         |
| *41:1    | 340-65    | 1    | O-Ring           |
| 42       | 340-129   | 1    | Fitting-HYD, 90° |
| 42:1     | 237-146   | 1    | O-Ring           |
| 42:2     | 340-65    | 1    | O-Ring           |
| 43       | 340-142   | 1    | Fitting-HYD, 90° |
| 43:1     | 237-58    | 1    | O-Ring           |
| 43:2     | 237-81    | 1    | O-Ring           |
| 44       | 106-0059  | 1    | Hose ASM         |

\* Not illustrated







Sheet No.:30

## Rear Axle Assembly

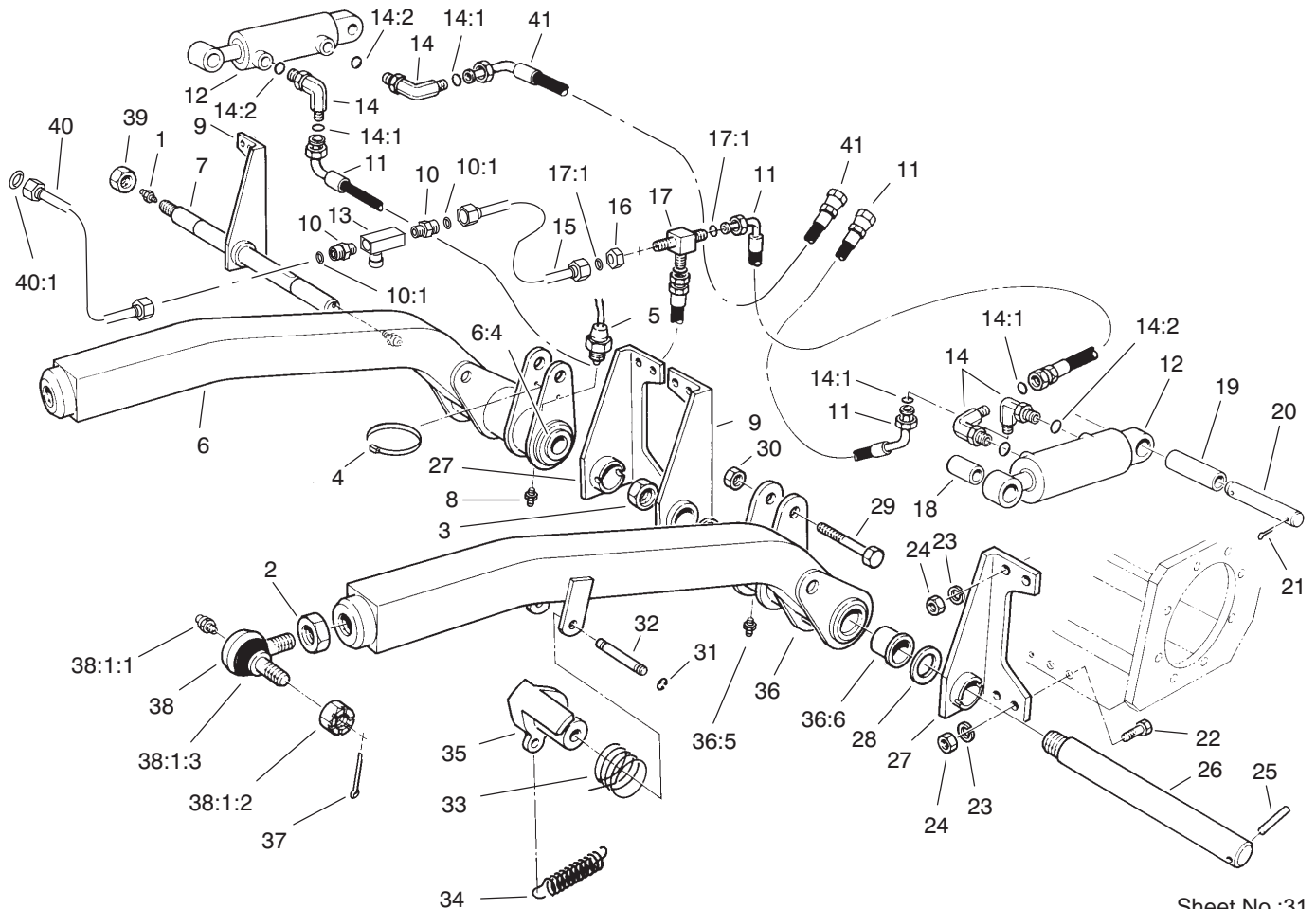
| Ref. No. | Part No.    | Qty. | Description           |
|----------|-------------|------|-----------------------|
| 1        | 340-68      | 2    | Fitting-Tee, Bulkhead |
| 1:1      | 237-22      | 3    | O-Ring                |
| 2        | 69-5510     | 4    | Hose ASM              |
| 3        | 323-6       | 2    | Screw-HH              |
| 4        | 32121-110   | 1    | Pin-Roll, Slotted     |
| 5        | 71-2590     | 1    | Shaft-Pivot           |
| 6        | 69-7960-01  | 2    | Support-Axle          |
| 7        | 98-1452     | 2    | Washer-Thrust         |
| 8        | 100-3364-01 | 1    | Rear Axle ASM         |
| 8:1:1    | 302-5       | 3    | Fitting-Grease        |
| 8:1:2    | 100-2506    | 4    | Bushing-Castor        |
| 8:1:3    | 69-6470     | 2    | Bushing-Castor        |
| 10       | 3234-12     | 2    | Screw-HHF             |
| 11       | 3296-68     | 1    | Nut-Lock, NI          |
| 12       | 100-3362    | 2    | Cap-Spindle           |
| 13       | 100-4196    | 2    | Ring-Retaining        |
| 16       | 340-132     | 4    | Fitting-HYD, 90°      |
| 16:1     | 237-78      | 1    | O-Ring                |
| 16:2     | 237-21      | 1    | O-Ring                |
| 17       | 100-3359-03 | 1    | Spindle-Wheel, RH     |
| 17       | 100-3358-03 | 1    | Spindle-Wheel, LH     |
| 18       | 106-6895-03 | 2    | Ball Joint ASM        |
| 18:1:1   | 32136-13    | 1    | Nut-SHH               |
| 18:1:2   | 106-6896    | 1    | Seal                  |
| 18:1:3   | 302-5       | 1    | Fitting-Grease        |
| 19       | 23-7270     | 10   | Nut-Wheel             |

| Ref. No. | Part No.   | Qty. | Description           |
|----------|------------|------|-----------------------|
| 20       | 3272-13    | 2    | Pin-Cotter            |
| 21       | 100-3769   | 2    | Buddy-Bearing         |
| 22       | 93-0307    | 2    | Nut-Lock, Retainer    |
| 23       | 3220-7     | 2    | Nut-Jam               |
| 24       | 93-0309    | 2    | Washer-Tab            |
| 25       | 69-9870    | 2    | Wheel ASM             |
| 25:1     | 69-9880    | 1    | Tire                  |
| 25:2     | 217-116    | 1    | Rim-Wheel             |
| 25:3     | 232-27     | 1    | Stem-Valve            |
| 26       | 254-92     | 2    | Cone-Bearing, Outer   |
| 27       | 69-2960-03 | 2    | Hub ASM               |
| 27:2:1   | 254-107    | 1    | Bearing-Cup, Tapered  |
| 27:2:2   | 254-72     | 1    | Bearing-Cup, Tapered  |
| 27:2:3   | 69-2990    | 5    | Stud-Wheel            |
| 28       | 254-106    | 2    | Cone-Bearing, Tapered |
| 29       | 69-2980    | 2    | Seal                  |
| 30       | 3272-12    | 6    | Pin-Cotter            |
| 31       | 98-0661    | 2    | Cylinder-Steering     |
| 32       | 32136-13   | 2    | Nut-SHH               |
| 33       | 100-6116   | 12   | Screw-HHF             |
| 34       | 32128-23   | 12   | Nut-HF                |
| 35       | 3290-216   | 12   | Washer                |
| 36       | 32152-2    | 2    | Nut-Hex               |
| 37       | 3-3710-01  | 1    | Tie Rod ASM           |
| 37:1:1   | 2116-4     | 1    | End-Rod, Tie          |







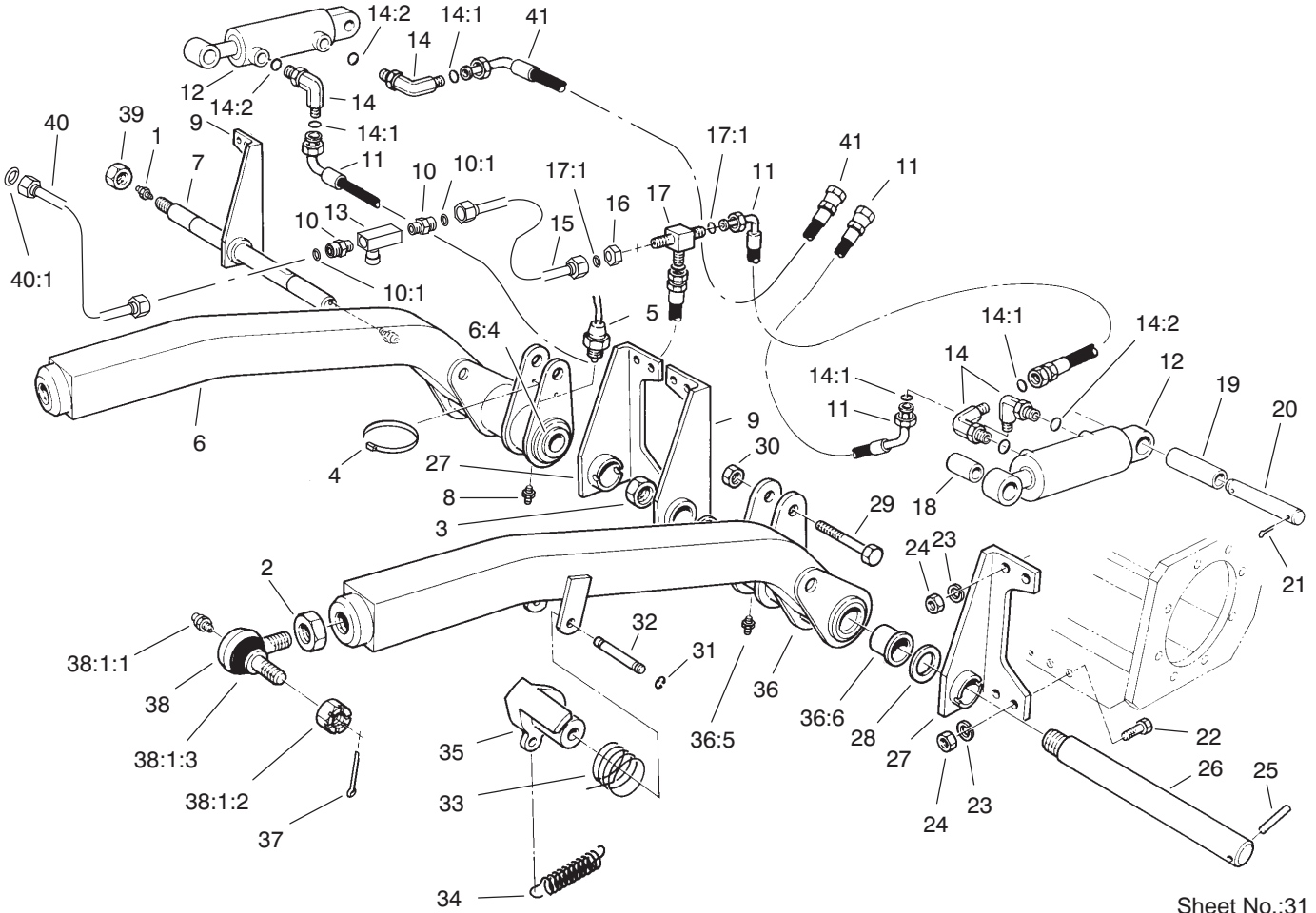


Sheet No.:31

## Front Lift Arm Assembly

| Ref. No. | Part No.   | Qty. | Description           |
|----------|------------|------|-----------------------|
| 1        | 302-2      | 2    | Fitting-Grease        |
| 2        | 21-3000-01 | 2    | Nut-Jam, Push Arm     |
| 3        | 3296-68    | 2    | Nut-Lock, NI          |
| 4        | 3290-378   | 1    | Tie-Cable             |
| 5        | 72-4310    | 1    | Switch-Ball           |
| 6        | 69-9570    | 1    | RH Front Lift Arm ASM |
| 6:4      | 69-6470    | 2    | Bushing-Castor        |
| 7        | 71-2570    | 1    | Shaft-Pivot           |
| 8        | 302-5      | 2    | Fitting-Grease        |
| 9        | 69-7940-01 | 2    | Support-Lift Arm, RH  |
| 10       | 340-57     | 2    | Fitting-HYD           |
| 10:1     | 237-22     | 1    | O-Ring                |
| 11       | 69-5440    | 3    | Hose ASM              |
| 12       | 92-4971    | 2    | Cylinder-HYD          |
| 13       | 93-1397    | 1    | Valve-Control, Flow   |
| 14       | 340-77     | 4    | Fitting-HYD, 90°      |
| 14:1     | 237-22     | 1    | O-Ring                |
| 14:2     | 237-42     | 1    | O-Ring                |
| 15       | 93-7427    | 1    | Tube ASM              |
| 16       | 340-70     | 1    | Nut-Lock              |
| 17       | 340-68     | 1    | Fitting-Tee, Bulkhead |
| 17:1     | 237-22     | 3    | O-Ring                |
| 18       | 98-7346    | 2    | Spacer                |
| 19       | 20-4360-03 | 2    | Spacer                |
| 20       | 69-9180    | 2    | Pin-Cylinder          |
| 21       | 3272-23    | 4    | Pin-Cotter            |

| Ref. No. | Part No.   | Qty. | Description              |
|----------|------------|------|--------------------------|
| 22       | 325-6      | 12   | Screw-HH                 |
| 23       | 3253-7     | 16   | Washer-Lock              |
| 24       | 3217-9     | 16   | Nut-Hex                  |
| 25       | 32121-110  | 2    | Pin-Roll, Slotted        |
| 26       | 71-2590    | 1    | Shaft-Pivot              |
| 27       | 69-7920-01 | 2    | Support-Lift Arm, LH     |
| 28       | 98-1452    | 2    | Washer-Thrust            |
| 29       | 328-5      | 2    | Screw-HH                 |
| 30       | 32153-6    | 2    | Locknut                  |
| 31       | 32120-47   | 2    | Ring-Retaining, External |
| 32       | 92-4806    | 1    | Pin-Latch                |
| 33       | 69-8470-03 | 1    | Spring-Torsion           |
| 34       | 76-1670-03 | 1    | Spring-Extension         |
| 35       | 69-1540-03 | 1    | Pivot-Spring, Torsion    |
| 36       | 69-9580    | 1    | LH Front Lift Arm ASM    |
| 36:5     | 302-5      | 1    | Fitting-Grease           |
| 36:6     | 69-6470    | 2    | Bushing-Castor           |
| 37       | 3272-12    | 2    | Pin-Cotter               |
| 38       | 86-8100-01 | 2    | Joint-Ball               |
| 38:1:1   | 302-5      | 1    | Fitting-Grease           |
| 38:1:2   | 32136-2    | 1    | Nut-SHH                  |
| 38:1:3   | 105-7835   | 1    | Seal                     |
| 39       | 3296-68    | 2    | Nut-Lock, NI             |
| 40       | 93-7426    | 1    | Tube-HYD                 |
| 40:1     | 237-22     | 1    | O-Ring                   |



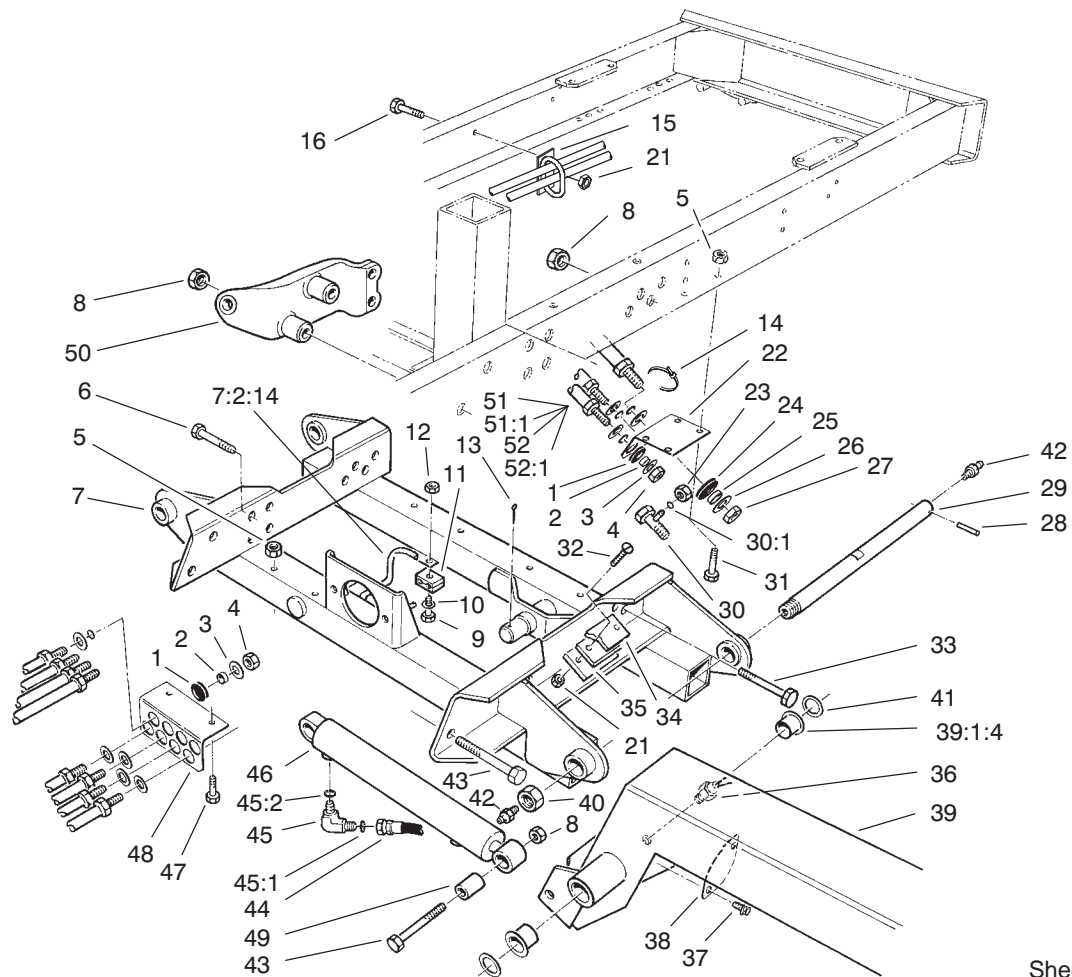
Sheet No.:31

## Front Lift Arm Assembly (Continued)

| Ref. No. | Part No. | Qty. | Description |
|----------|----------|------|-------------|
| 41       | 69-8440  | 1    | Hose ASM    |

| Ref. No. | Part No. | Qty. | Description |
|----------|----------|------|-------------|
|----------|----------|------|-------------|





Sheet No.:32

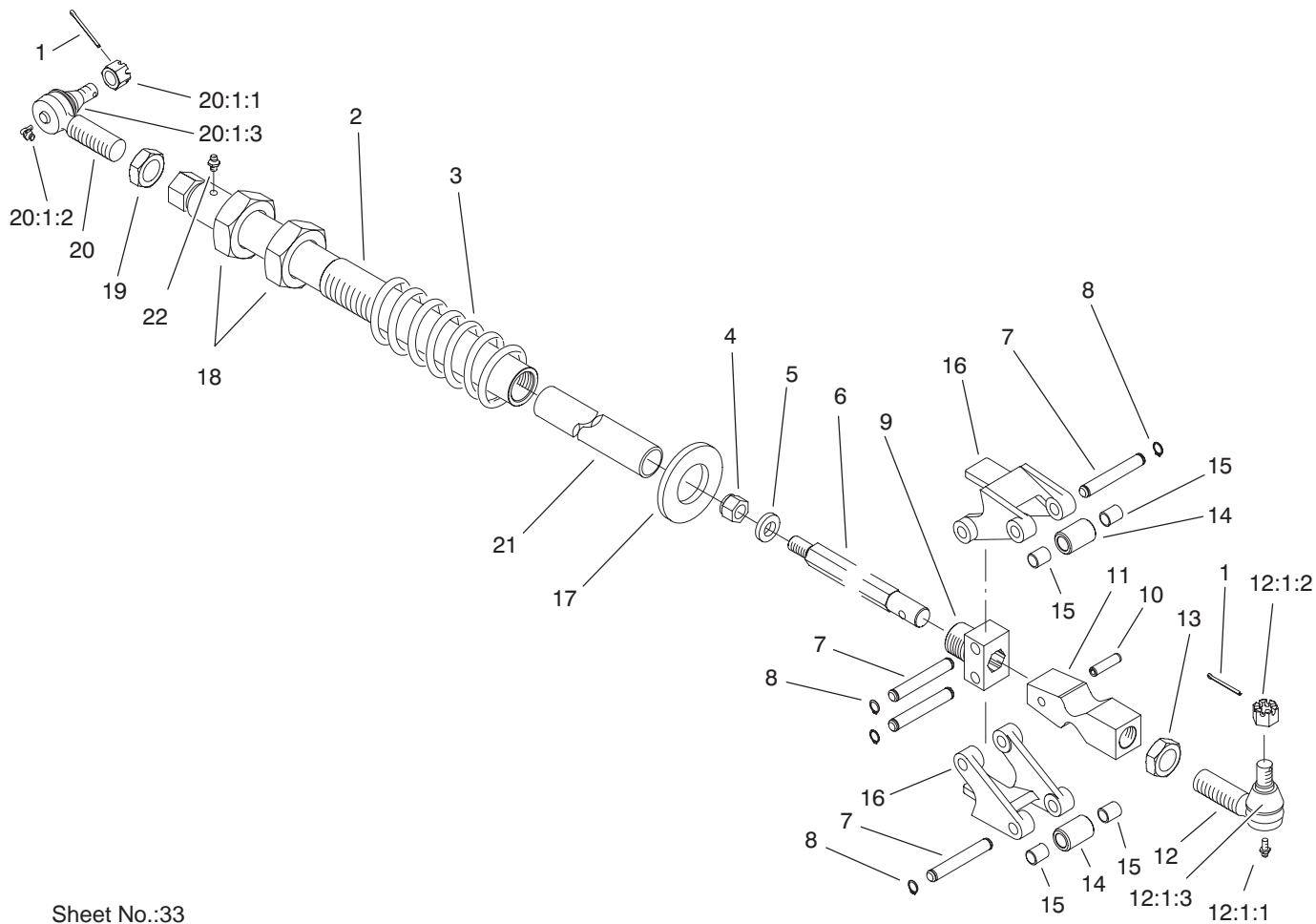
## Wing Deck Lift Assembly

| Ref. No. | Part No.   | Qty. | Description              |
|----------|------------|------|--------------------------|
| 1        | 240-4      | 10   | Grommet-Rubber           |
| 2        | 69-8970    | 10   | Spacer                   |
| 3        | 69-8940    | 20   | Washer                   |
| 4        | 340-70     | 10   | Nut-Lock                 |
| 5        | 32152-2    | 2    | Nut-Hex                  |
| 6        | 328-24     | 4    | Screw-HH                 |
| 7        | 69-4400-01 | 1    | Carrier-Deck, Wing       |
| 7:2:14   | 85-6270    | 1    | Guard-Shaft, Drive       |
| 8        | 32153-6    | 22   | Locknut                  |
| 9        | 321-9      | 3    | Screw-HH                 |
| 10       | 3256-56    | 3    | Washer-Flat              |
| 11       | 56-7973    | 6    | Clamp-Tube               |
| 12       | 32152-4    | 3    | Nut-Hex                  |
| 13       | 3272-33    | 2    | Pin-Cotter               |
| 14       | 3290-378   | 5    | Tie-Cable                |
| 15       | 104-0028   | 2    | Guide-Hose               |
| 16       | 322-6      | 2    | Screw-HH                 |
| 21       | 104-8300   | 2    | Nut-Flange, NI           |
| 22       | 69-9450-03 | 1    | Bracket-Hose, LH<br>Wing |
| 22       | 69-9460-03 | 1    | Bracket-Hose, RH<br>Wing |
| 23       | 340-117    | 2    | Cap                      |
| 24       | 240-3      | 4    | Grommet-Rubber           |
| 25       | 69-9000    | 4    | Spacer                   |
| 26       | 69-9010    | 8    | Washer                   |

| Ref. No. | Part No.   | Qty. | Description           |
|----------|------------|------|-----------------------|
| 27       | 340-74     | 4    | Locknut-Bulkhead      |
| 28       | 32121-110  | 2    | Pin-Roll, Slotted     |
| 29       | 99-5917    | 2    | Shaft-Pivot, Lift Arm |
| 30       | 340-115    | 2    | Fitting-Tee           |
| 30:1     | 237-22     | 2    | O-Ring                |
| 31       | 323-6      | 4    | Screw-HH              |
| 32       | 32108-103  | 4    | Screw-FH              |
| 33       | 328-26     | 12   | Screw-HH              |
| 34       | 69-9300    | 2    | Pad-Bumper            |
| 35       | 93-9922    | 2    | Spacer                |
| 36       | 72-4310    | 2    | Switch-Ball           |
| 37       | 32144-11   | 4    | Screw-TAP             |
| 38       | 39-7650-01 | 2    | Cover                 |
| 39       | 93-9925-01 | 1    | Arm-Lift, RH          |
| 39       | 93-9926-01 | 1    | Arm-Lift, LH          |
| 39:1:4   | 69-6470    | 4    | Bushing-Castor        |
| 40       | 3296-68    | 2    | Nut-Lock, NI          |
| 41       | 98-1452    | 4    | Washer-Thrust         |
| 42       | 302-2      | 4    | Fitting-Grease        |
| 43       | 328-8      | 6    | Screw-HH              |
| 44       | 69-5490    | 4    | Hose ASM              |
| 45       | 340-77     | 4    | Fitting-HYD, 90°      |
| 45:1     | 237-22     | 1    | O-Ring                |
| 45:2     | 237-42     | 1    | O-Ring                |
| 46       | 74-2170    | 2    | Cylinder-HYD          |
| 47       | 323-15     | 2    | Screw-HH              |





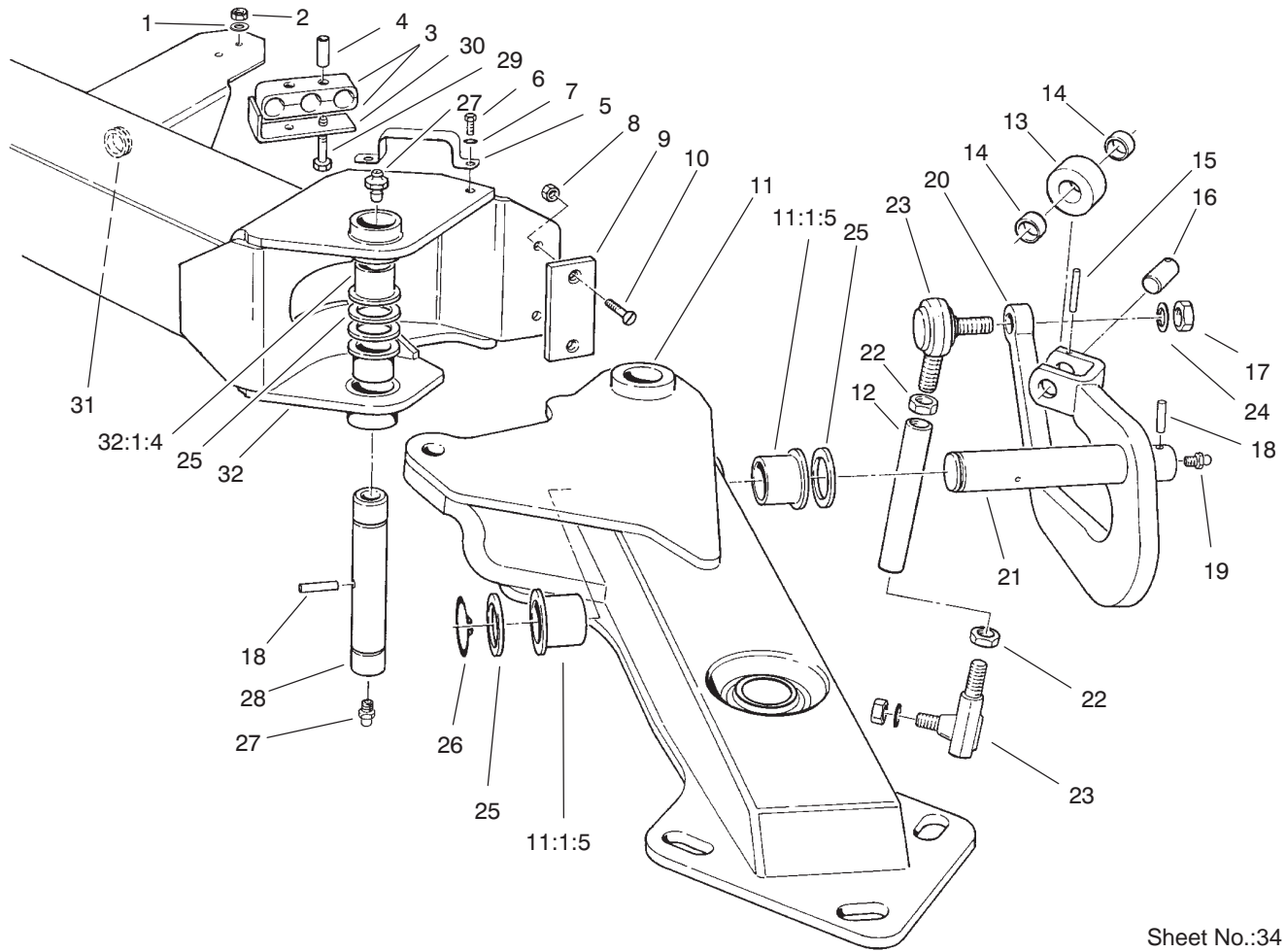


Sheet No.:33

### Wing Deck Latch Assembly

| Ref. No. | Part No.   | Qty. | Description              |
|----------|------------|------|--------------------------|
| 1        | 3272-12    | 4    | Pin-Cotter               |
| 2        | 69-7210-03 | 2    | Tube-Latch               |
| 3        | 69-8480-03 | 2    | Spring-Compression       |
| 4        | 3296-41    | 2    | Nut-Lock NI              |
| 5        | 71-2550    | 2    | Washer-Shaft, Latch      |
| 6        | 69-9680    | 2    | Shaft-Latch              |
| 7        | 92-4806    | 8    | Pin-Latch                |
| 8        | 32120-47   | 16   | Ring-Retaining, External |
| 9        | 92-4804    | 2    | Block-Latch, Pivot       |
| 10       | 32121-49   | 2    | Pin-Roll                 |
| 11       | 92-4805    | 2    | Cam-Trip, Spring         |
| 12       | 86-8100-01 | 2    | Joint-Ball               |
| 12:1:1   | 302-5      | 1    | Fitting-Grease           |
| 12:1:2   | 32136-2    | 1    | Nut-SHH                  |
| 12:1:3   | 105-7835   | 1    | Seal                     |
| 13       | 21-3000-01 | 2    | Nut-Jam, Push Arm        |
| 14       | 92-4094    | 4    | Roller-Latch             |
| 15       | 256-172    | 8    | Bushing                  |
| 16       | 69-1630-03 | 4    | Arm-Pivot                |
| 17       | 69-9100    | 2    | Washer-Latch             |
| 18       | 3220-22    | 4    | Nut-Jam                  |
| 19       | 21-3001-03 | 2    | Nut-Jam, Push Arm        |
| 20       | 86-8101-03 | 2    | Joint-Ball, LH           |
| 20:1:1   | 32136-2    | 1    | Nut-SHH                  |
| 20:1:2   | 302-40     | 1    | Fitting-Grease           |

| Ref. No. | Part No. | Qty. | Description    |
|----------|----------|------|----------------|
| 20:1:3   | 105-7835 | 1    | Seal           |
| 21       | 106-0310 | 2    | Spacer-Plastic |
| 22       | 302-19   | 2    | Fitting-Grease |



Sheet No.:34

## Outer Wing Deck Lift Assembly

| Ref. No. | Part No.   | Qty. | Description        |
|----------|------------|------|--------------------|
| 1        | 3256-22    | 4    | Washer-Flat        |
| 2        | 32128-32   | 4    | Nut-HHF            |
| 3        | 74-2710    | 4    | Clamp-Hose         |
| 4        | 74-2730    | 4    | Tube               |
| 5        | 93-9928    | 2    | Clamp-Hose         |
| 6        | 322-3      | 4    | Screw-HH           |
| 7        | 3253-4     | 4    | Washer-Lock        |
| 8        | 32152-1    | 4    | Nut-Lock, NI       |
| 9        | 69-9300    | 2    | Pad-Bumper         |
| 10       | 32108-103  | 4    | Screw-FH           |
| 11       | 93-9942-01 | 1    | Arm-Outer Lift, LH |
| 11       | 93-9941-01 | 1    | Arm-Outer Lift, RH |
| 11:1:5   | 69-6470    | 2    | Bushing-Castor     |
| 12       | 71-2600    | 2    | Tube-Antisway      |
| 13       | 69-9240    | 2    | Roller-Cam         |
| 14       | 256-76     | 4    | Bushing            |
| 15       | 32121-34   | 2    | Pin-Roll           |
| 16       | 69-9250    | 2    | Pin-Roller         |
| 17       | 3219-7     | 4    | Nut-Hex            |
| 18       | 32121-110  | 4    | Pin-Roll, Slotted  |
| 19       | 302-5      | 2    | Fitting-Grease     |
| 20       | 98-3311-01 | 1    | Arm-Anti Sway, LH  |
| 20       | 98-3312-01 | 1    | Arm-Anti-Sway, RH  |
| 21       | 82-7900    | 2    | Arm-Shaft          |
| 22       | 3220-7     | 4    | Nut-Jam            |
| 23       | 2411-40    | 4    | Rod End            |

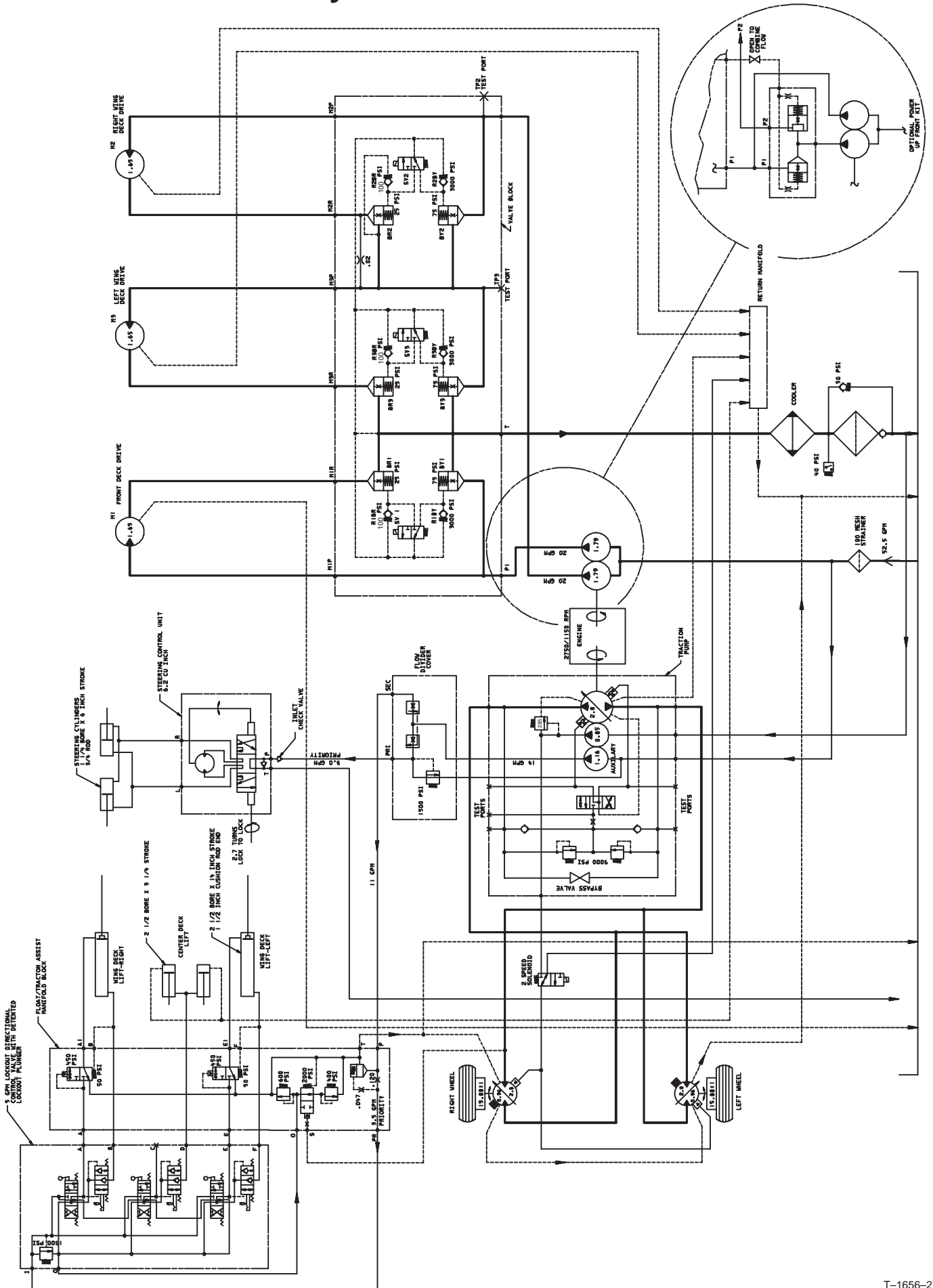
| Ref. No. | Part No.   | Qty. | Description           |
|----------|------------|------|-----------------------|
| 24       | 3253-9     | 4    | Washer-Lock/Sp        |
| 25       | 98-1452    | 12   | Washer-Thrust         |
| 26       | 32151-10   | 2    | Ring-Snap             |
| 27       | 302-2      | 4    | Fitting-Grease        |
| 28       | 71-2620    | 2    | Shaft-Elbow, Lift Arm |
| 29       | 321-15     | 4    | Screw-HH              |
| 30       | 94-6772-01 | 2    | Retainer              |
| 31       | 93-9912    | 2    | Grommet               |
| 32       | 93-9926-01 | 1    | Arm-Lift, LH          |
| 32       | 93-9925-01 | 1    | Arm-Lift, RH          |
| 32:1:4   | 69-6470    | 4    | Bushing-Castor        |



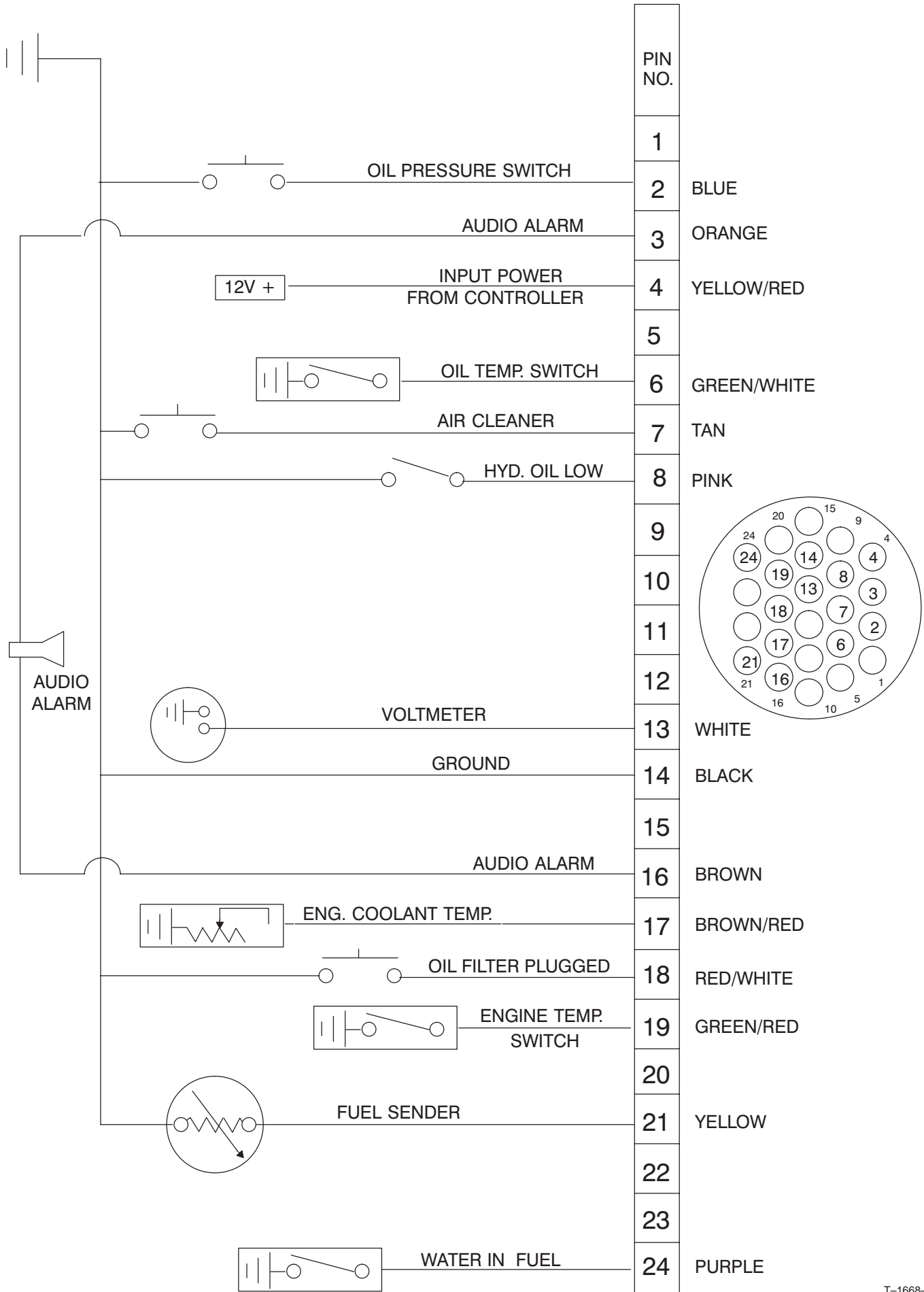




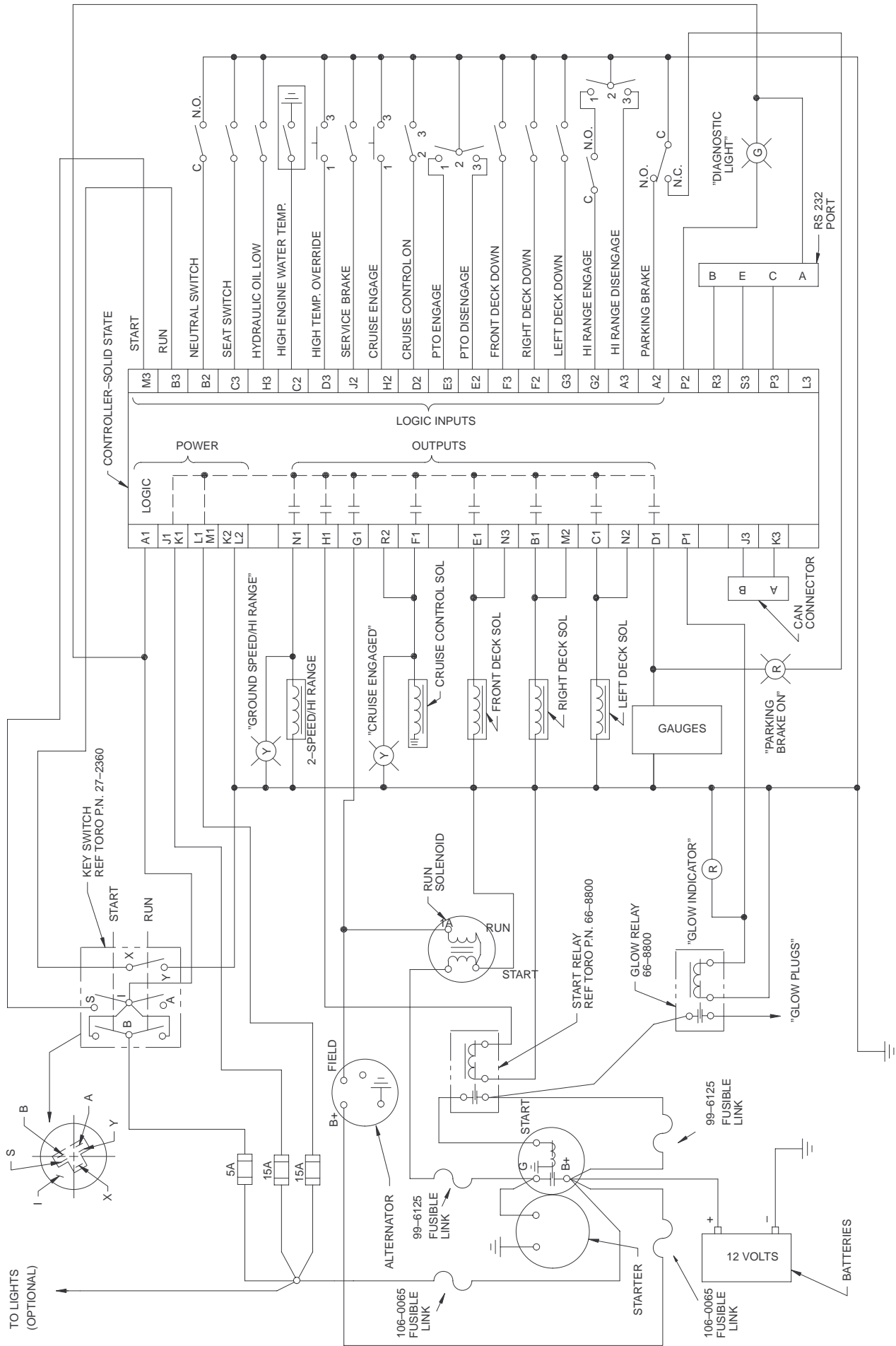
# Hydraulic Schematic



# Electrical Schematic

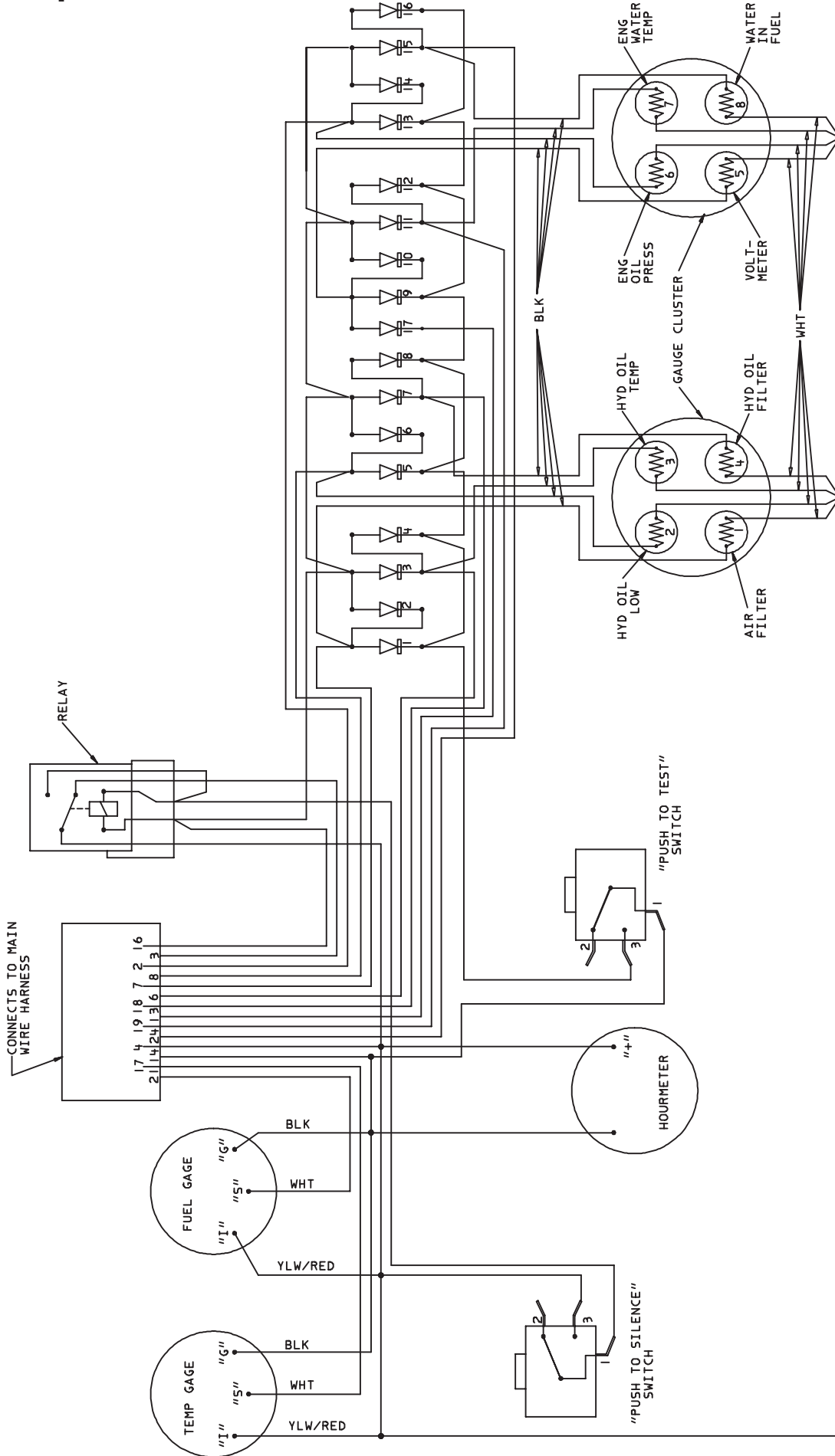


# Controller Electrical Schematic



CONNECTION DIAGRAM

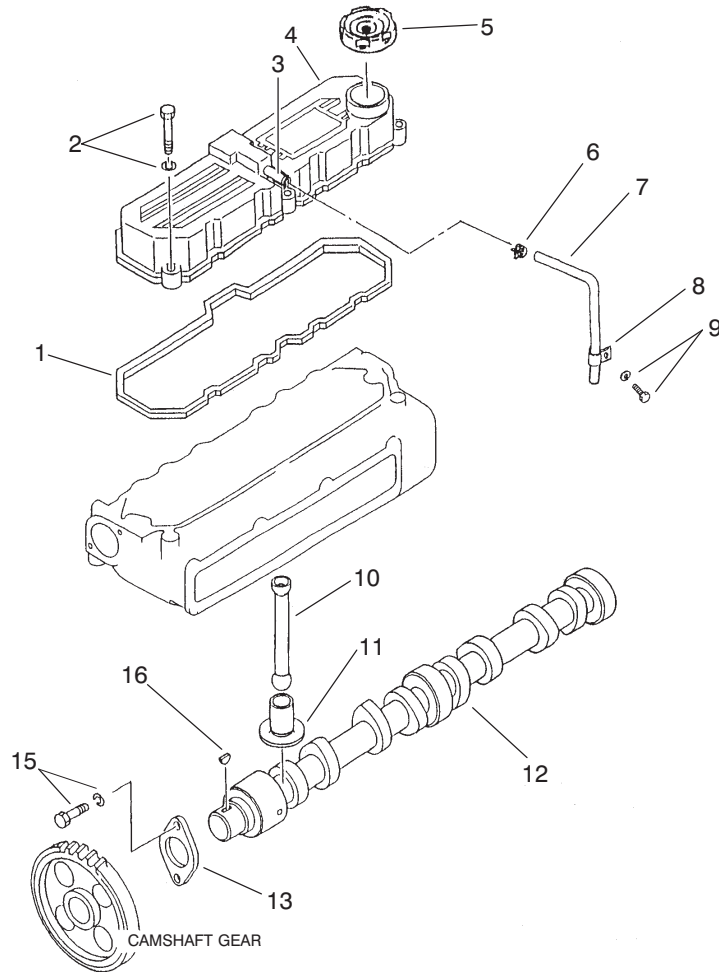
# Operators Control Panel Electrical Schematic











T-2951

## Rocker Cover and Camshaft Assembly

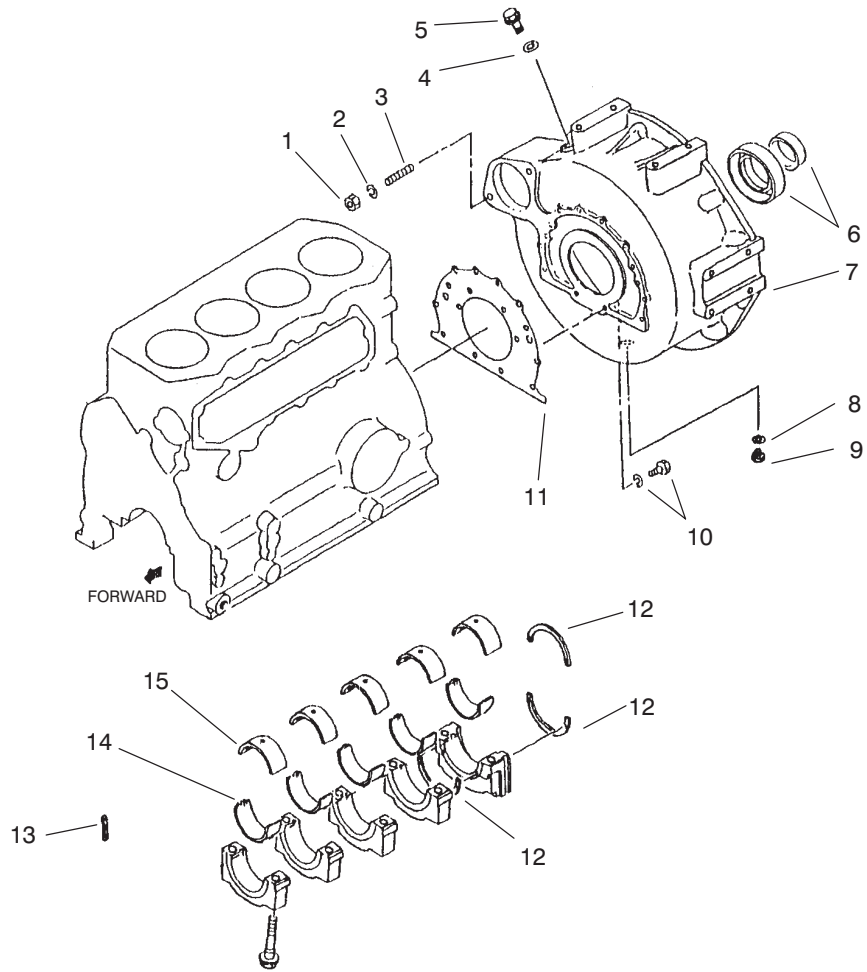
| Ref. No. | Part No. | Qty. | Description                           |
|----------|----------|------|---------------------------------------|
| 1        | 99-1827  | 1    | Gasket-Rocker                         |
| 2        | 99-1828  | 5    | Bolt w/Washer                         |
| ☆3       |          | 1    | Pipe                                  |
| ☆4       |          | 1    | Cover-Rocker                          |
| 5        | 42-7420  | 1    | Cap-Filter, Oil                       |
| 6        | 99-1833  | 1    | Clip-Hose                             |
| 7        | 99-1834  | 1    | Hose-Breather                         |
| 8        | 99-1835  | 1    | Clip                                  |
| 9        | 99-1836  | 1    | Bolt w/Washer                         |
| 10       | 99-1832  | 8    | Rod-Push                              |
| 11       | 99-1831  | 8    | Tappet                                |
| 12       | 99-1829  | 1    | Camshaft                              |
| 13       | 51-5470  | 1    | Plate-Thrust                          |
| 15       | 99-1830  | 2    | Bolt w/Washer                         |
| 16       | 51-5460  | 1    | Key-Woodruff                          |
| *        | 99-1826  | 1    | Rocker Cover ASM<br>(Incl. Ref. #3-4) |

| Ref. No. | Part No. | Qty. | Description |
|----------|----------|------|-------------|
|          |          |      |             |

\* Not Illustrated

☆ Not serviced separately





T-2953

## Flywheel Housing and Main Metal Assembly

| Ref. No. | Part No. | Qty. | Description                                      |
|----------|----------|------|--|
| 1        | 51-5970  | 2    | Nut-Lock   |
| 2        | 51-6390  | 2    | Washer-Spring                                    |
| 3        | 99-1858  | 2    | Stud   |
| 4        | 99-1813  | 1    | Gasket   |
| 5        | 99-1812  | 1    | Plug-Drain                                       |
| 6        | 60-7430  | 1    | Seal-Oil   |
| 7        | 99-1854  | 1    | Housing-Flywheel                                 |
| 8        | 42-7290  | 1    | Gasket   |
| 9        | 67-2520  | 1    | Plug-Drain                                       |
| 10       | 99-1856  | 10   | Bolt w/Washer                                    |
| 10       | 99-1857  | 2    | Bolt w/Washer                                    |
| 11       | 99-1855  | 1    | Gasket-Rear                                      |
| 12       | 99-1850  | 3    | Plate-Thrust Std.                                |
| 12       | 99-1851  | 1    | Plate-Thrust O.S. 0.15                           |
| 12       | 99-1852  | 1    | Plate-Thrust O.S. 0.30                           |
| 13       | 99-1853  | 2    | Seal-Side  |
| 14       |          | 5    | Set-Metal, Main                                  |
| 15       |          | 5    | Set-Metal, Main                                  |
| *        | 99-1846  | 1    | Set-Metal, Main Std.<br>(Incl. Ref. #14-15)      |
| *        | 99-1847  | 1    | Set-Metal, Main U.S.<br>.25 (Incl. Ref. #14-15)  |
| *        | 99-1848  | 1    | Set-Metal, Main U.S.<br>0.50 (Incl. Ref. #14-15) |
| *        | 99-1849  | 1    | Set-Metal, Main U.S.<br>0.75 (Incl. Ref. #14-15) |

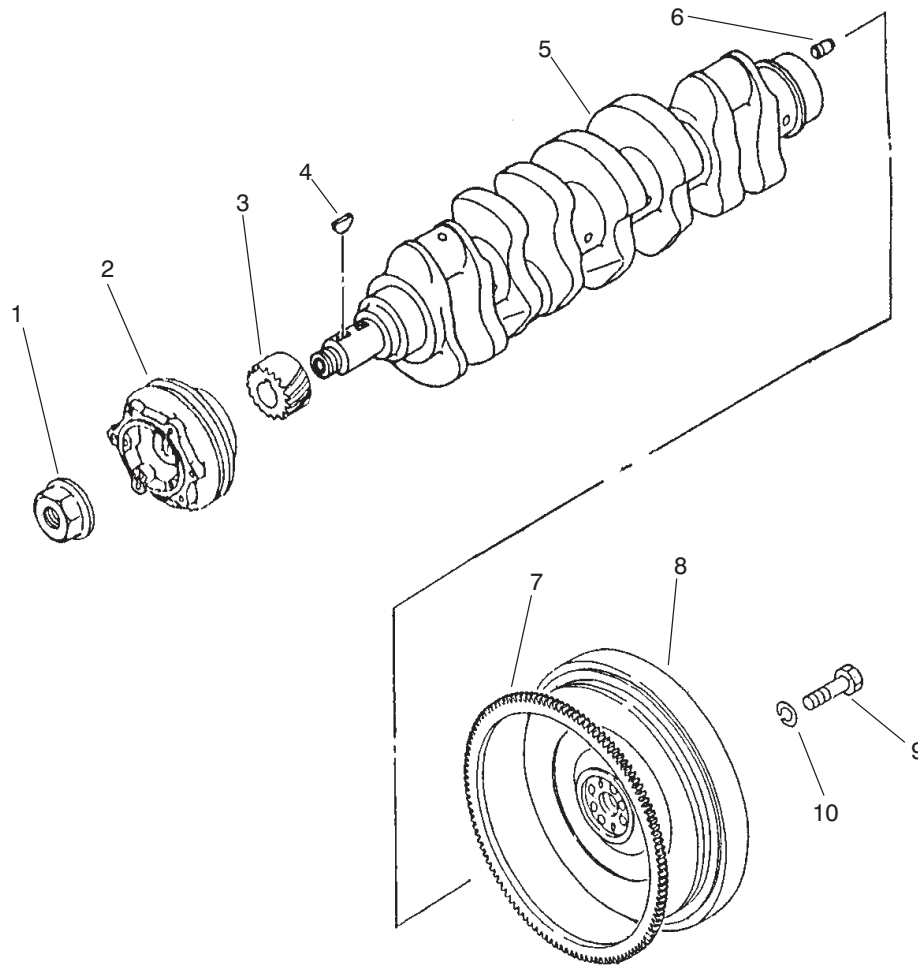
| Ref. No. | Part No. | Qty. | Description |
|----------|----------|------|-------------|
|          |          |      |             |

\* Not Illustrated









T-2957

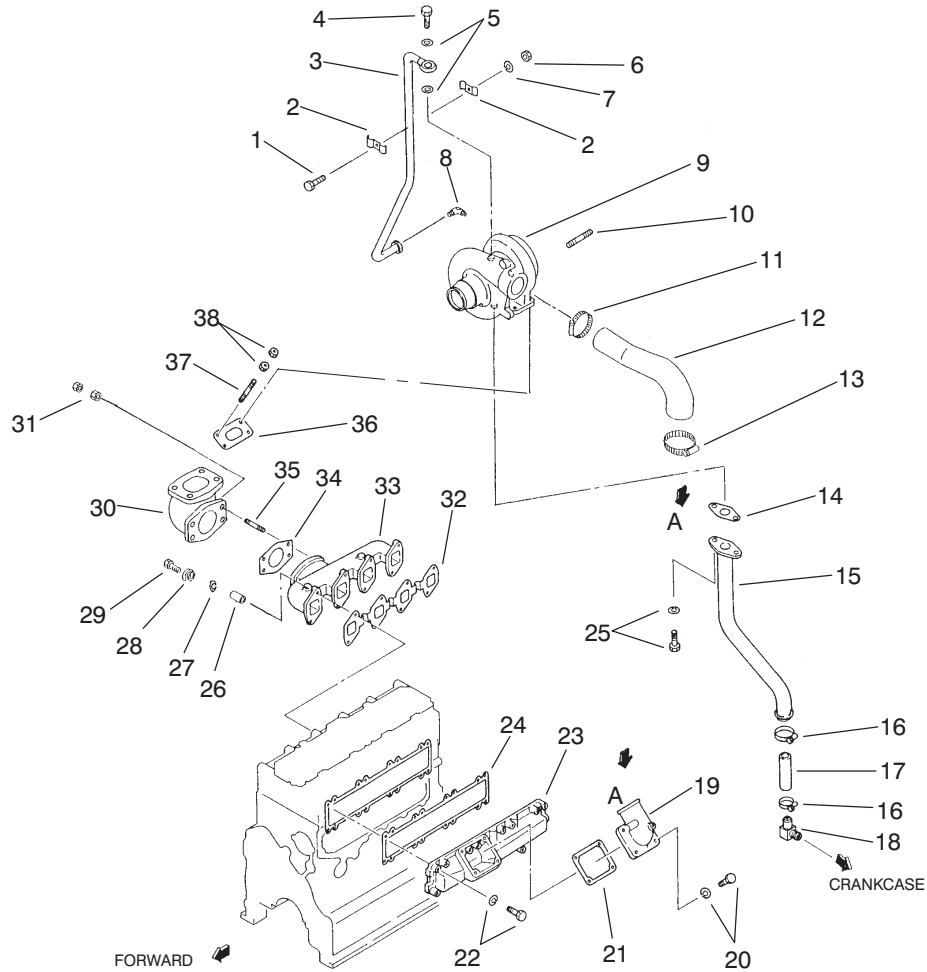
## Crankshaft and Flywheel Assembly

| Ref. No. | Part No. | Qty. | Description                         |
|----------|----------|------|-------------------------------------|
| 1        | 99-1897  | 1    | Nut-Crankshaft                      |
| 2        | 99-1896  | 1    | Pulley-Crankshaft                   |
| 3        | 99-1898  | 1    | Gear-Crankshaft                     |
| 4        | 51-5460  | 2    | Key-Woodruff                        |
| ☆5       |          | 1    | Crankshaft                          |
| 6        | 51-6300  | 2    | Pin-Dowel                           |
| 7        | 99-2100  | 1    | Gear-Ring                           |
| ☆8       |          | 1    | Flywheel                            |
| 9        | 70-2880  | 4    | Bolt                                |
| 10       | 51-8610  | 4    | Washer-Spring                       |
| *        | 99-1895  | 1    | Crankshaft ASM<br>(Incl. Ref. #1-6) |
| *        | 99-1899  | 1    | Flywheel ASM<br>(Incl. Ref. #7-8)   |

| Ref. No. | Part No. | Qty. | Description |
|----------|----------|------|-------------|
|          |          |      |             |
|          |          |      |             |
|          |          |      |             |
|          |          |      |             |
|          |          |      |             |
|          |          |      |             |
|          |          |      |             |
|          |          |      |             |
|          |          |      |             |
|          |          |      |             |

\* Not Illustrated

☆ Not serviced separately



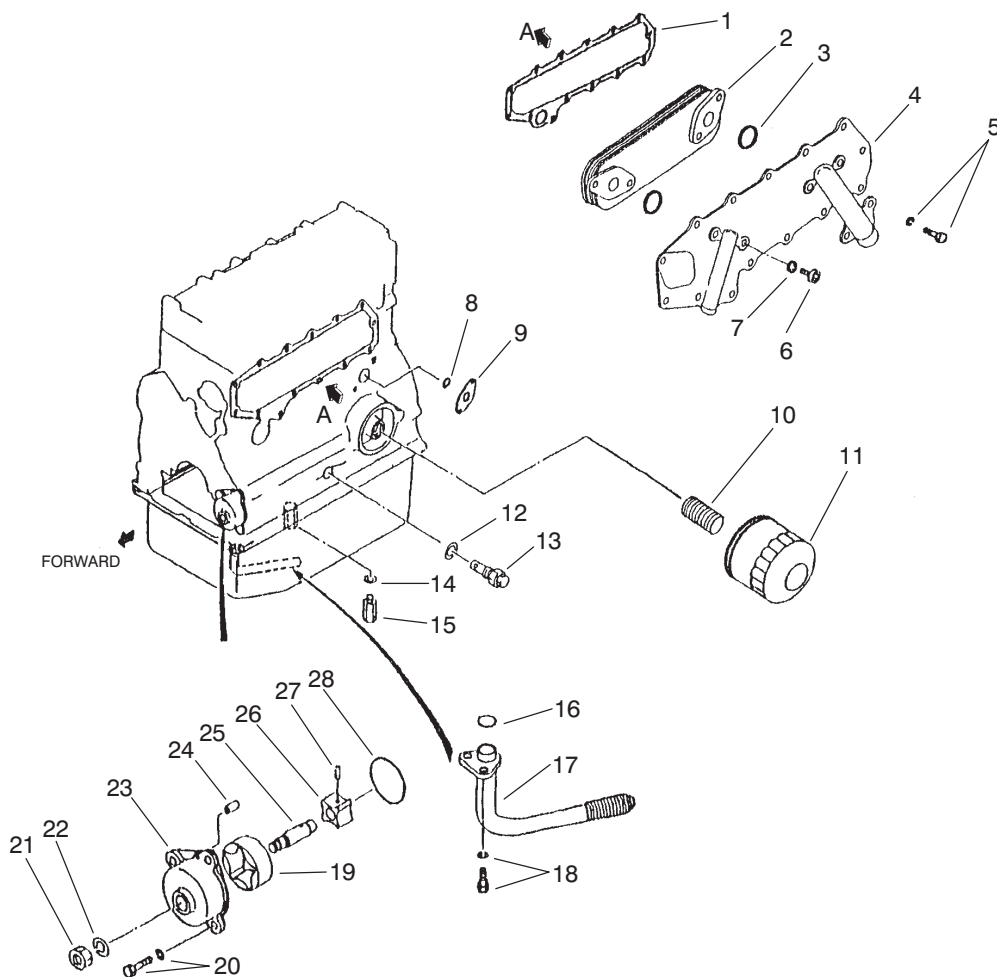
T-2958

## Inlet and Exhaust Manifold Assembly

| Ref. No. | Part No. | Qty. | Description            |
|----------|----------|------|------------------------|
| 1        | 60-7290  | 1    | Bolt                   |
| 2        | 99-2125  | 2    | Clamp                  |
| 3        | 99-2119  | 1    | Pipe-Oil               |
| 4        | 70-4980  | 1    | Bolt-Eye               |
| 5        | 51-5060  | 2    | Gasket                 |
| 6        | 99-2126  | 1    | Nut                    |
| 7        | 51-7400  | 1    | Washer-Spring          |
| 8        | 99-2120  | 1    | Elbow                  |
| 9        | 99-2124  | 1    | Turbocharger ASM       |
| 10       | 99-2115  | 3    | Stud                   |
| 11       | 99-2117  | 1    | Clamp                  |
| 12       | 99-2116  | 1    | Hose-Air               |
| 13       | 70-3440  | 1    | Clamp                  |
| 14       | 99-2121  | 1    | Gasket-Pipe, Drain     |
| 15       | 99-2118  | 1    | Pipe-Drain, Oil        |
| 16       | 70-3090  | 2    | Clamp-Hose             |
| 17       | 99-2123  | 1    | Hose-Oil               |
| 18       | 70-5310  | 1    | Elbow                  |
| 19       | 99-2103  | 1    | Elbow-Inlet, Air       |
| 20       | 99-1811  | 4    | Bolt w/Washer          |
| 21       | 99-2104  | 1    | Gasket-Heater, Air     |
| 22       | 99-1828  | 16   | Bolt w/Washer          |
| 23       | 99-2101  | 1    | Manifold Inlet ASM     |
| 24       | 99-2102  | 1    | Gasket-Manifold, Inlet |
| 25       | 99-2122  | 2    | Bolt w/Washer          |
| 26       | 99-2109  | 8    | Spacer                 |

| Ref. No. | Part No. | Qty. | Description              |
|----------|----------|------|--------------------------|
| 27       | 51-7250  | 8    | Washer-Spring            |
| 28       | 99-2110  | 8    | Washer                   |
| 29       | 99-2111  | 8    | Bolt w/Washer            |
| 30       | 99-2106  | 1    | Pipe-Exhaust             |
| 31       | 60-7120  | 8    | Nut                      |
| 32       | 99-2107  | 1    | Gasket-Exhaust, Manifold |
| 33       | 99-2108  | 1    | Manifold Exhaust ASM     |
| 34       | 99-2105  | 1    | Gasket-Exhaust           |
| 35       | 70-3480  | 4    | Stud                     |
| 36       | 99-2114  | 1    | Gasket-Exhaust           |
| 37       | 99-2112  | 4    | Stud                     |
| 38       | 99-2113  | 8    | Nut-Lock                 |





T-2959

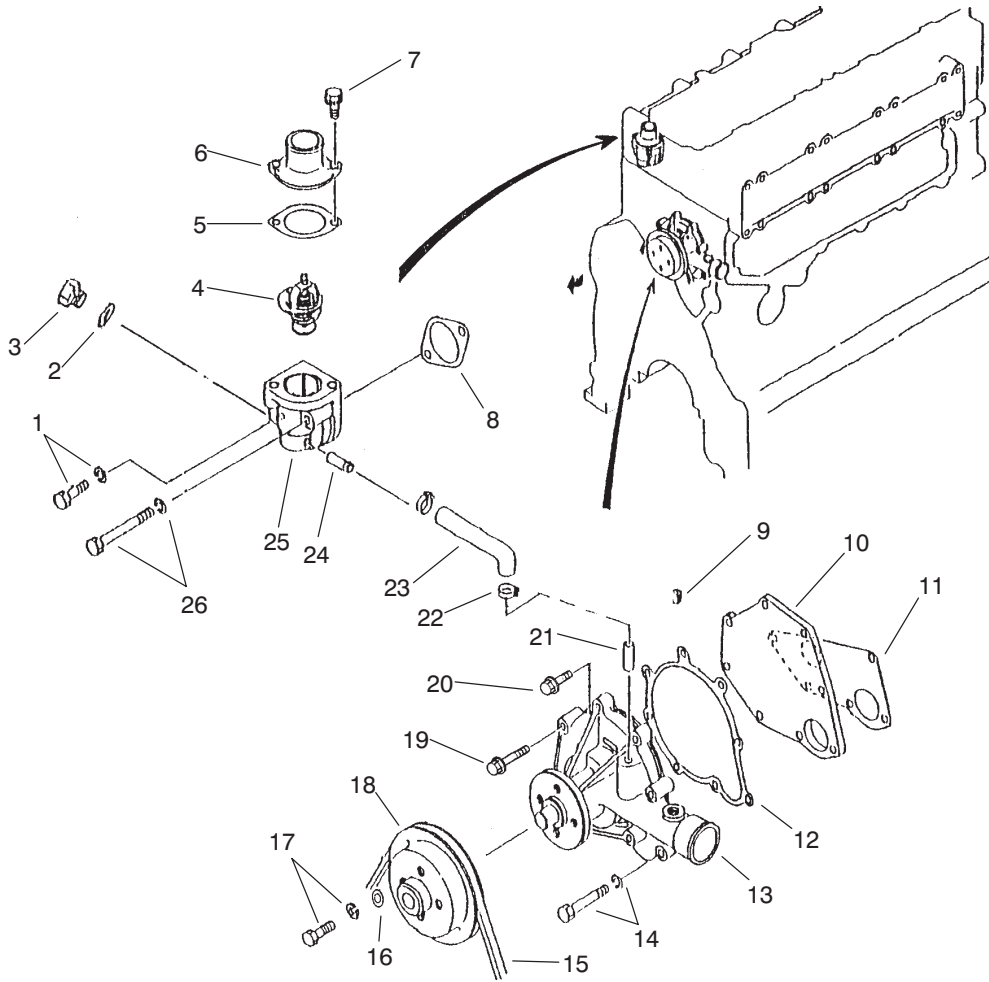
## Oil System Assembly

| Ref. No. | Part No. | Qty. | Description        |
|----------|----------|------|--------------------|
| 1        | 99-2139  | 1    | Gasket-Cover, Side |
| 2        | 99-2136  | 1    | Element ASM        |
| 3        | 99-2141  | 2    | O-Ring             |
| ☆4       |          | 1    | Case ASM           |
| 5        | 99-1811  | 16   | Bolt w/Washer      |
| 6        | 99-2138  | 4    | Bolt-Cooler, Oil   |
| 7        | 99-2142  | 4    | Gasket             |
| 8        | 99-2131  | 2    | O-Ring             |
| 9        | 99-2140  | 1    | Gasket             |
| 10       | 99-2144  | 1    | Union-Filter, Oil  |
| 11       | 99-2143  | 1    | Cartridge-Oil      |
| 12       | 93-3417  | 1    | Gasket             |
| 13       | 99-2132  | 1    | Valve              |
| 14       | 99-2134  | 1    | Gasket             |
| 15       | 99-2133  | 1    | Valve              |
| 16       | 99-2131  | 1    | O-Ring             |
| 17       | 99-2130  | 1    | Strainer-Oil       |
| 18       | 99-1830  | 2    | Bolt w/Washer      |
| ☆19      |          | 1    | Rotor-Outer        |
| 20       | 99-1811  | 4    | Bolt w/Washer      |
| 21       | 99-2129  | 1    | Nut-Jam            |
| 22       | 51-6390  | 1    | Washer-Spring      |
| ☆23      |          | 1    | Case-Pump, Oil     |
| ☆24      |          | 2    | Pin-Dowel          |
| ☆25      |          | 1    | Shaft-Pump, Oil    |
| ☆26      |          | 1    | Rotor-Inner        |

| Ref. No. | Part No. | Qty. | Description                               |
|----------|----------|------|---|
| ☆27      |          | 1    | Pin                                       |
| 28       | 99-2128  | 1    | O-Ring                                    |
| *        | 99-2127  | 1    | Oil Pump ASM<br>(Incl. Ref.#19 & 23-27)   |
| *        | 99-2137  | 1    | Case ASM                                  |
| *        | 99-2135  | 1    | Oil Cooler ASM<br>(Incl. Ref. #2-4 & 6-7) |

\* Not Illustrated

☆ Not serviced separately



T-2960

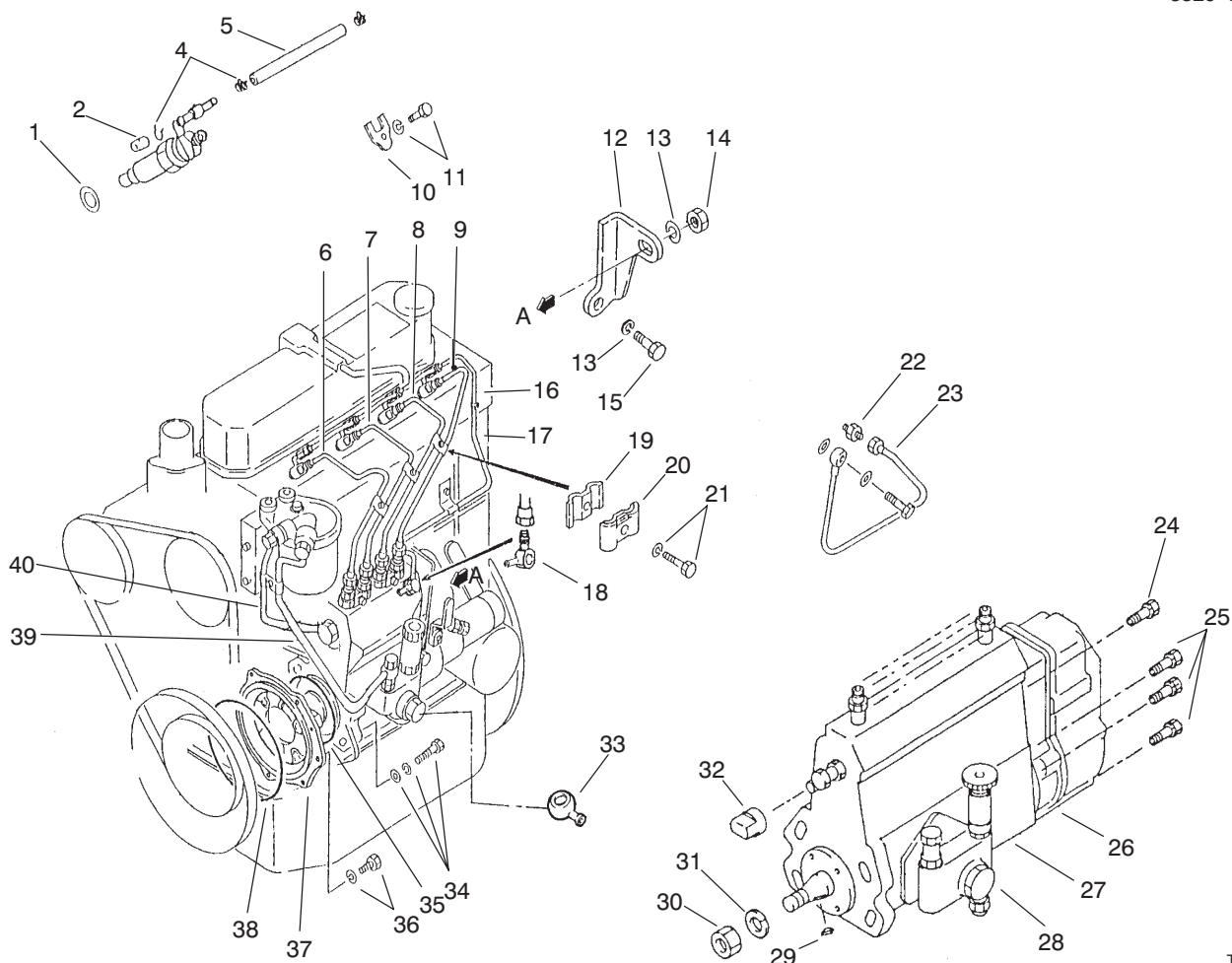
## Cooling System Assembly

| Ref. No. | Part No. | Qty. | Description        |
|----------|----------|------|--------------------|
| 1        | 99-2150  | 1    | Bolt w/Washer      |
| 2        | 99-1813  | 2    | Gasket             |
| 3        | 99-1812  | 2    | Plug-Drain         |
| 4        | 99-2155  | 1    | Thermostat         |
| 5        | 99-2154  | 1    | Gasket-Thermostat  |
| 6        | 99-2153  | 1    | Cover-Thermostat   |
| 7        | 92-2133  | 2    | Bolt-Flange        |
| 8        | 51-7210  | 1    | Gasket             |
| ☆9       |          | 1    | Plug-Tapered       |
| 10       | 99-2146  | 1    | Cover-Pump, Water  |
| 11       | 99-2148  | 1    | Gasket-Pump, Water |
| 12       | 99-2147  | 1    | Gasket-Cover, Pump |
| ☆13      |          | 1    | Case-Pump, Water   |
| 14       | 99-2150  | 5    | Bolt w/Washer      |
| 15       | 99-2159  | 1    | Belt-Edge, Raw     |
| 16       | 51-5160  | 4    | Washer             |
| 17       | 99-2160  | 4    | Bolt w/Washer      |
| 18       | 99-2149  | 1    | Pulley-Pump, Water |
| 19       | 99-2151  | 1    | Bolt-Flange        |
| 20       | 92-2133  | 2    | Bolt-Flange        |
| ☆21      |          | 1    | Pipe-Water         |
| 22       | 93-4297  | 2    | Clamp-Hose         |
| 23       | 99-2152  | 1    | Hose-By-Pass       |
| ☆24      |          | 1    | Pipe               |
| ☆25      |          | 1    | Case               |
| 26       | 99-2158  | 1    | Bolt w/Washer      |

| Ref. No. | Part No. | Qty. | Description   |
|----------|----------|------|---|
| *        | 99-2157  | 1    | Thermostat ASM<br>(Incl. Ref.# 4-7 & 24-25)         |
| *        | 99-2145  | 1    | Water Pump ASM<br>(Incl. Ref. #9-10, 12-13 & 19-21) |
| *        | 99-2156  | 1    | Thermostat Case ASM<br>(Incl. Ref. #24-25)          |

\* Not Illustrated

☆ Not serviced separately



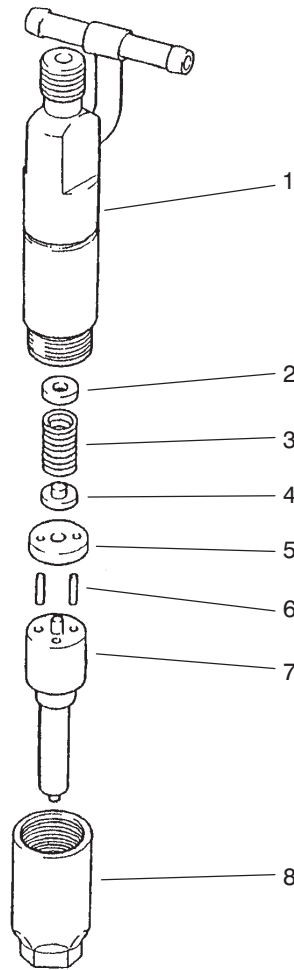
T-2961

## Fuel Injection Pump Mount Assembly

| Ref. No. | Part No. | Qty. | Description                         | Ref. No. | Part No. | Qty. | Description                               |
|----------|----------|------|-------------------------------------|----------|----------|------|---|
| 1        | 98-7375  | 4    | Gasket-Nozzle                       | ☆26      |          | 1    | Governor ASM                              |
| 2        | 99-2167  | 1    | Cap                                 | ☆27      |          | 1    | Injection Body ASM                        |
| 4        | 99-2169  | 7    | Clip                                | 28       | 99-2163  | 1    | Feed Pump ASM                             |
| *        | 99-2168  | 3    | Oil Hose ASM<br>(Incl. Ref. #4 & 5) | 29       | 70-6880  | 1    | Key-Woodruff                              |
| ☆5       |          | 3    | Hose-Fuel                           | 30       | 70-6780  | 1    | Nut-Hex                                   |
| 6        | 99-2172  | 1    | Pipe-Injection No. 1                | 31       | 70-6680  | 1    | Washer-Spring                             |
| 7        | 99-2173  | 1    | Pipe-Injection No. 2                | 32       | 99-2162  | 1    | Cover-Control                             |
| 8        | 99-2174  | 1    | Pipe-Injection No. 3                | 33       | 99-2186  | 1    | Color                                     |
| 9        | 99-2175  | 1    | Pipe-Injection No. 4                | 34       | 99-2183  | 4    | Bolt-w/Washers                            |
| 10       | 99-2165  | 4    | Support-Nozzle                      | 35       | 99-2182  | 1    | O-Ring                                    |
| 11       | 99-2166  | 4    | Bolt w/Washer                       | 36       | 99-1811  | 1    | Bolt-w/Washer                             |
| 12       | 99-2170  | 1    | Bracket-Pump                        | 37       | 99-2171  | 1    | Flange-Pimp, Injection                    |
| 13       | 51-7250  | 2    | Washer-Spring                       | 38       | 99-1865  | 1    | O-Ring                                    |
| 14       | 60-7120  | 1    | Nut                                 | 39       | 99-2181  | 1    | Hose                                      |
| 15       | 60-7280  | 1    | Bolt                                | 40       | 99-2180  | 1    | Hose                                      |
| 16       | 99-2178  | 1    | Fuel Hose ASM                       | *        | 99-2161  | 1    | Injection Pump ASM<br>(Incl. Ref. #24-32) |
| 17       | 99-2176  | 1    | Pipe-Return, Fuel                   |          |          |      |   |
| 18       | 99-2177  | 1    | Joint-Eye                           |          |          |      |   |
| 19       | 56-0750  | 3    | Clamp (B)                           |          |          |      |   |
| 20       | 56-0760  | 3    | Clamp (A)                           |          |          |      |   |
| 21       | 99-2179  | 3    | Bolt-w/Washer                       |          |          |      |   |
| 22       | 99-2185  | 1    | Connector                           |          |          |      |   |
| 23       | 99-2184  | 1    | Pipe-Oil                            |          |          |      |   |
| 24       | 99-2164  | 1    | Bolt-w/Washer                       |          |          |      |   |
| 25       | 70-6530  | 6    | Bolt-w/Washer                       |          |          |      |   |

\* Not illustrated

☆ Not serviced separately

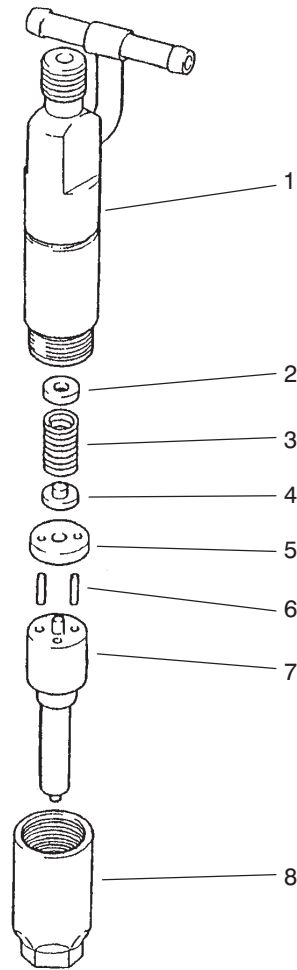


T-2962

### Nozzle Assembly

| Ref. No. | Part No. | Qty. | Description          |
|----------|----------|------|----------------------|
| 1        | 99-2779  | 4    | Body ASM             |
| 2        | 70-4860  | AR   | Washer-1.000mm Thick |
| 2        | 70-4870  | AR   | Washer-1.050mm Thick |
| 2        | 70-4880  | AR   | Washer-1.100mm Thick |
| 2        | 99-2190  | AR   | Washer-1.150mm Thick |
| 2        | 99-2191  | AR   | Washer-1.200mm Thick |
| 2        | 99-2192  | AR   | Washer-1.250mm Thick |
| 2        | 99-2193  | AR   | Washer-1.300mm Thick |
| 2        | 99-2194  | AR   | Washer-1.350mm Thick |
| 2        | 99-2195  | AR   | Washer-1.400mm Thick |
| 2        | 99-2196  | AR   | Washer-1.450mm Thick |
| 2        | 99-2197  | AR   | Washer-1.500mm Thick |
| 2        | 99-2198  | AR   | Washer-1.550mm Thick |
| 2        | 99-2199  | AR   | Washer-1.600mm Thick |

| Ref. No. | Part No. | Qty. | Description          |
|----------|----------|------|----------------------|
| 2        | 99-2200  | AR   | Washer-1.650mm Thick |
| 2        | 99-2201  | AR   | Washer-1.700mm Thick |
| 2        | 99-2202  | AR   | Washer-1.750mm Thick |
| 2        | 99-2203  | AR   | Washer-1.800mm Thick |
| 2        | 70-4890  | AR   | Washer-1.275mm Thick |
| 2        | 70-4900  | AR   | Washer-1.325mm Thick |
| 2        | 99-2204  | AR   | Washer-1.375mm Thick |
| 2        | 99-2205  | AR   | Washer-1.425mm Thick |
| 2        | 99-2206  | AR   | Washer-1.475mm Thick |
| 2        | 70-4920  | AR   | Washer-0.950mm Thick |
| 2        | 99-2207  | AR   | Washer-0.700mm Thick |
| 2        | 99-2217  | AR   | Washer-0.750mm Thick |

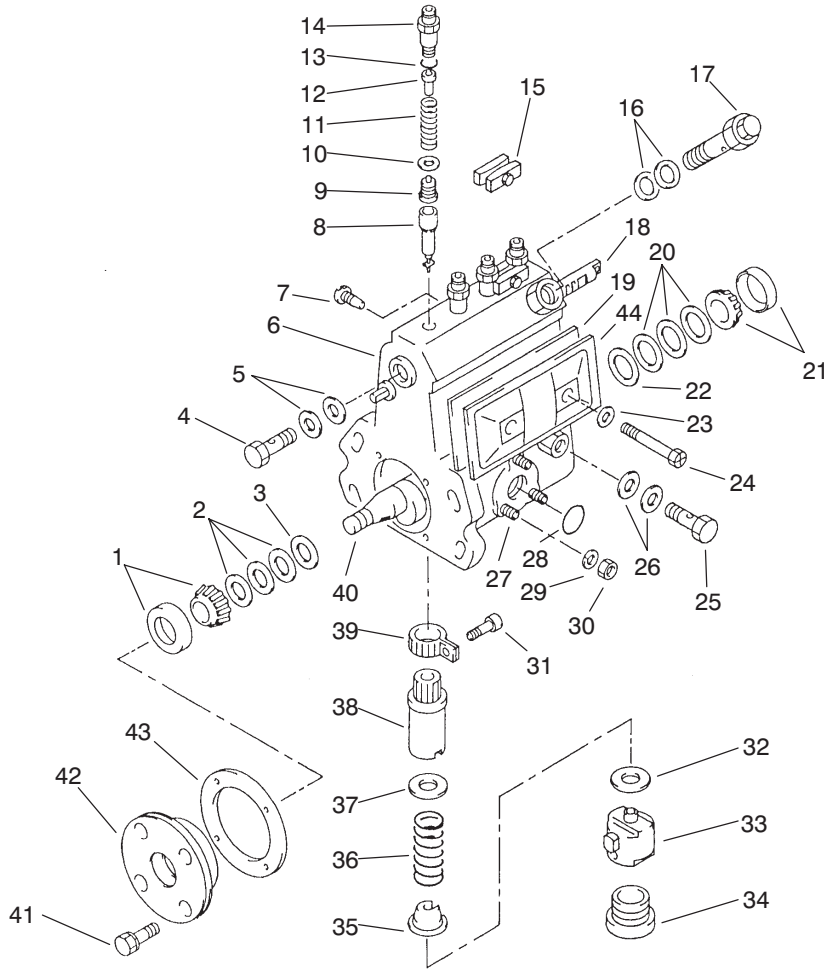


T-2962

## Nozzle Assembly (Continued)

| Ref. No. | Part No. | Qty. | Description                     | Ref. No. | Part No. | Qty. | Description                         |
|----------|----------|------|---------------------------------|----------|----------|------|-------------------------------------|
| 2        | 99-2208  | AR   | Washer-0.800mm<br>Thick         | *        | 99-2188  | 4    | Holder ASM<br>(Incl. Ref. #1-6 & 8) |
| 2        | 99-2209  | AR   | Washer-0.850mm<br>Thick         |          |          |      |                                     |
| 2        | 99-2210  | AR   | Washer-0.900mm<br>Thick         |          |          |      |                                     |
| 2        | 99-2211  | AR   | Washer-0.975mm<br>Thick         |          |          |      |                                     |
| 2        | 99-2212  | AR   | Washer-1.025mm<br>Thick         |          |          |      |                                     |
| 2        | 99-2213  | AR   | Washer-1.075mm<br>Thick         |          |          |      |                                     |
| 2        | 99-2214  | AR   | Washer-1.125mm<br>Thick         |          |          |      |                                     |
| 2        | 99-2215  | AR   | Washer-1.175mm<br>Thick         |          |          |      |                                     |
| 2        | 99-2216  | AR   | Washer-1.225mm<br>Thick         |          |          |      |                                     |
| 3        | 99-2281  | 4    | Spring-Pressure                 |          |          |      |                                     |
| 4        | 99-2280  | 4    | Pin-Pressure                    |          |          |      |                                     |
| 5        | 99-2218  | 4    | Packing                         |          |          |      |                                     |
| 6        | 70-6830  | 8    | Pin-Straight                    |          |          |      |                                     |
| 7        | 99-2189  | 4    | Nozzle Tip ASM                  |          |          |      |                                     |
| 8        | 70-4840  | 4    | Nut-Retaining                   |          |          |      |                                     |
| *        | 99-2187  | 4    | Nozzle ASM<br>(Incl. Ref. #1-8) |          |          |      |                                     |

\* Not illustrated



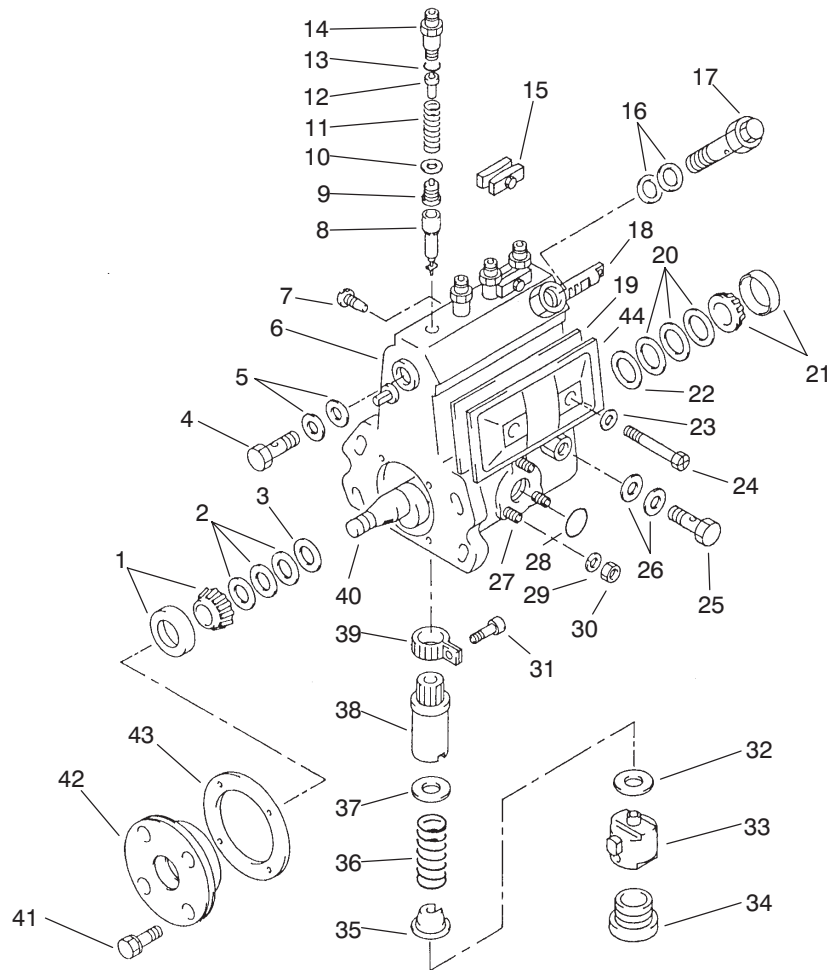
T-2963

## Injection Pump Assembly

| Ref. No. | Part No. | Qty. | Description       |
|----------|----------|------|-------------------|
| 1        | 70-6840  | 1    | Bearing-Roller    |
| 2        | 70-3780  | AR   | Shim-0.10mm Thick |
| 2        | 70-3790  | AR   | Shim-0.15mm Thick |
| 2        | 70-3800  | AR   | Shim-0.30mm Thick |
| 2        | 70-3810  | AR   | Shim-0.50mm Thick |
| 2        | 99-2240  | AR   | Shim-1.00mm Thick |
| 2        | 99-2241  | AR   | Shim-1.50mm Thick |
| 2        | 99-2242  | AR   | Shim-0.12mm Thick |
| 2        | 99-2243  | AR   | Shim-0.14mm Thick |
| 2        | 99-2244  | AR   | Shim-0.18mm Thick |
| 2        | 99-2245  | AR   | Shim-0.03mm Thick |
| 3        | 70-3700  | 1    | Ring-Adjust       |
| 4        | 70-6940  | 1    | Screw-Hollow      |
| 5        | 70-3870  | 2    | Washer-Union      |
| ☆6       |          | 1    | Housing-Pump      |
| 7        | 99-2234  | 1    | Screw-Guide, Rack |
| 8        | 99-2224  | 4    | Element-Pump      |
| 9        | 99-2223  | 4    | Valve-Delivery    |
| 10       | 70-3530  | 4    | Gasket-Valve      |
| 11       | 99-2222  | 4    | Spring-Valve      |
| 12       | 99-2221  | 4    | Stopper-Valve     |
| 13       | 70-6910  | 4    | O-Ring            |
| 14       | 99-2220  | 4    | Holder-Valve      |
| 15       | 70-3880  | 2    | Plate-Set         |
| 16       | 70-3860  | 2    | Washer-Union      |
| 17       | 99-2239  | 1    | Valve ASM         |

| Ref. No. | Part No. | Qty. | Description         |
|----------|----------|------|---------------------|
| 18       | 99-2233  | 1    | Rack-Control        |
| 19       | 70-3930  | 1    | Gasket-Plate, Cover |
| 20       | 70-3710  | AR   | Shim-0.10mm Thick   |
| 20       | 70-3720  | AR   | Shim-0.12mm Thick   |
| 20       | 70-3730  | AR   | Shim-0.14mm Thick   |
| 20       | 70-3740  | AR   | Shim-0.16mm Thick   |
| 20       | 70-3750  | AR   | Shim-0.18mm Thick   |
| 20       | 70-3760  | AR   | Shim-0.50mm Thick   |
| 20       | 70-3770  | AR   | Shim-0.30mm Thick   |
| 20       | 99-2228  | AR   | Shim-1.00mm Thick   |
| 20       | 99-2229  | AR   | Shim-1.50mm Thick   |
| 20       | 99-2230  | AR   | Shim-2.00mm Thick   |
| 20       | 99-2231  | AR   | Shim-0.03mm Thick   |
| 21       | 70-6850  | 1    | Bearing-Roller      |
| 22       | 70-3690  | 1    | Ring-Adjusting      |
| 23       | 70-3900  | 2    | Packing             |
| 24       | 70-3950  | 2    | Screw               |
| 25       | 70-6930  | 1    | Screw-Hollow        |
| 26       | 70-3910  | 2    | Washer-Nipple       |
| 27       | 70-6720  | 3    | Stud                |
| 28       | 70-6900  | 1    | O-Ring              |
| 29       | 99-2238  | 3    | Washer-Spring       |
| 30       | 99-2237  | 3    | Nut-Hex             |
| 31       | 70-3570  | 4    | Screw-Clamp, Pinion |
| 32       | 70-3970  | AR   | Shim-0.60mm Thick   |
| 32       | 70-3980  | AR   | Shim-0.70mm Thick   |

☆ Not serviced separately

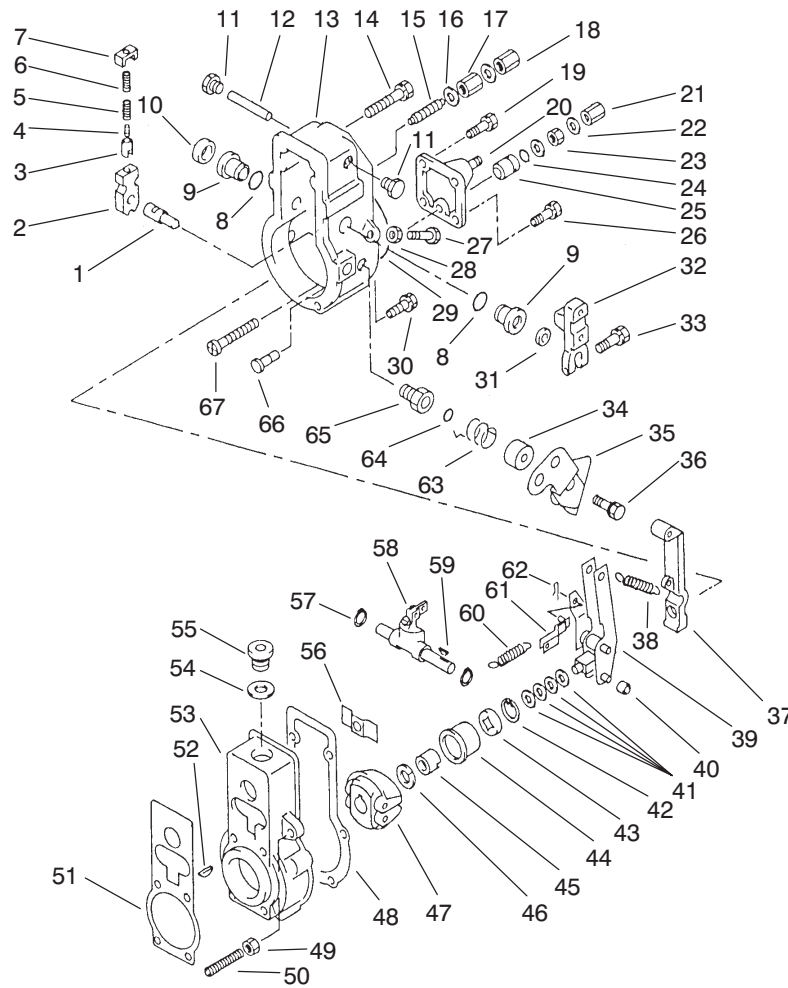


T-2963

## Injection Pump Assembly (Continued)

| Ref. No. | Part No. | Qty. | Description           | Ref. No. | Part No. | Qty. | Description                              |
|----------|----------|------|-----------------------|----------|----------|------|--|
| 32       | 70-3990  | AR   | Shim-0.80mm Thick     | *        | 99-2235  | 1    | Pump Cover ASM<br>(Incl. Ref.#23-24 &44) |
| 32       | 70-4000  | AR   | Shim-0.90mm Thick     |          |          |      |  |
| 32       | 70-4010  | AR   | Shim-1.00mm Thick     |          |          |      |  |
| 32       | 70-4020  | AR   | Shim-1.10mm Thick     |          |          |      |  |
| 32       | 70-4030  | AR   | Shim-1.20mm Thick     |          |          |      |  |
| 32       | 70-4040  | AR   | Shim-1.30mm Thick     |          |          |      |  |
| 32       | 70-4050  | AR   | Shim-1.40mm Thick     |          |          |      |  |
| 32       | 70-4060  | AR   | Shim-0.10mm Thick     |          |          |      |  |
| 32       | 70-4070  | AR   | Shim-0.20mm Thick     |          |          |      |  |
| 32       | 70-4080  | AR   | Shim-0.30mm Thick     |          |          |      |  |
| 32       | 70-4090  | AR   | Shim-0.40mm Thick     |          |          |      |  |
| 32       | 70-4100  | AR   | Shim-0.50mm Thick     |          |          |      |  |
| 32       | 70-4110  | AR   | Shim-0.15mm Thick     |          |          |      |  |
| 32       | 99-2236  | AR   | Shim-0.13mm Thick     |          |          |      |  |
| 33       | 70-3630  | 4    | Tappet                |          |          |      |  |
| 34       | 70-3670  | 4    | Plug-Screw            |          |          |      |  |
| 35       | 70-3610  | 4    | Sheet-Spring, Lower   |          |          |      |  |
| 36       | 99-2227  | 4    | Spring-Plunger        |          |          |      |  |
| 37       | 99-2226  | 4    | Sheet-Spring, Upper   |          |          |      |  |
| 38       | 99-2225  | 4    | Sleeve-Control        |          |          |      |  |
| 39       | 70-3560  | 4    | Pinion-Control        |          |          |      |  |
| 40       | 70-3680  | 1    | Camshaft              |          |          |      |  |
| 41       | 70-6540  | 4    | Bolt-w/Washer         |          |          |      |  |
| 42       | 70-3820  | 1    | Cover-Bearing         |          |          |      |  |
| 43       | 99-2232  | 1    | Gasket-Cover, Bearing |          |          |      |  |
| 44       | 70-3940  | 1    | Cover-Plate           |          |          |      |  |

\* Not illustrated



T-2964

## Governor Assembly

| Ref. No. | Part No. | Qty. | Description       |
|----------|----------|------|-------------------|
| 1        | 70-4480  | 1    | Shaft-Governor    |
| 2        | 70-4470  | 1    | Lever-Support     |
| 3        | 70-4490  | 1    | Cup-Spring        |
| 4        | 70-4510  | 1    | Spring            |
| 5        | 70-4520  | 1    | Spring            |
| 6        | 70-4500  | 1    | Spring            |
| 7        | 70-4460  | 1    | Plate-Cap         |
| 8        | 70-6510  | 2    | O-Ring            |
| 9        | 70-4230  | 2    | Bushing-Lever     |
| 10       | 70-4580  | 1    | Cap-Lever         |
| 11       | 70-4360  | 2    | Plug-Screw        |
| 12       | 70-4350  | 1    | Shaft-Lever       |
| 13       | 70-4400  | 1    | Cover-Governor    |
| 14       | 70-6740  | 2    | Bolt w/Washer     |
| 15       | 99-2251  | 1    | Capsule           |
| 16       | 70-3890  | 2    | Washer-Nipple     |
| 17       | 70-4310  | 1    | Nut-Lock, Adapter |
| 18       | 70-4440  | 1    | Nut-Cap           |
| 19       | 70-6540  | 2    | Bolt w/Washer     |
| 20       | 99-2254  | 1    | Plate-Cover       |
| 21       | 99-2248  | 1    | Nut-Cap           |
| 22       | 70-6690  | 2    | Washer-Plate      |
| 23       | 99-2260  | 1    | Nut-Hex           |
| 24       | 70-6500  | 1    | O-Ring            |
| 25       | 70-4330  | 1    | Bushing           |
| 26       | 99-2255  | 2    | Bolt w/Washer     |

| Ref. No. | Part No. | Qty. | Description              |
|----------|----------|------|--------------------------|
| 27       | 70-4430  | 1    | Screw-Adjusting          |
| 28       | 70-6560  | 1    | Nut w/Hole               |
| 29       | 70-6790  | 1    | Packing-Plate, Rubber    |
| 30       | 70-6750  | 4    | Bolt w/Washer            |
| 31       | 70-6920  | 1    | Seal-Oil                 |
| 32       | 99-2253  | 1    | Lever-Adjusting          |
| 33       | 70-6730  | 1    | Bolt w/Washer            |
| 34       | 70-4530  | 1    | Cover-Spring             |
| 35       | 70-4570  | 1    | Lever-Stop               |
| 36       | 70-6520  | 1    | Bolt w/Washer            |
| 37       | 99-2249  | 1    | Lever-Tension            |
| 38       | 70-4370  | 1    | Spring-Control           |
| 39       | 70-4320  | 1    | Tension Control ASM      |
| 40       | 70-4540  | 1    | Slider-Supporting        |
| 41       | 70-6610  | AR   | Washer-Plate 0.2mm Thick |
| 41       | 70-6620  | AR   | Washer-Plate 0.3mm Thick |
| 41       | 70-6630  | AR   | Washer-Plate 0.4mm Thick |
| 41       | 70-6640  | AR   | Washer-Plate 0.1mm Thick |
| 41       | 70-6650  | AR   | Washer-Plate 1.0mm Thick |
| 42       | 70-6490  | 1    | Ring-Snap                |
| 43       | 70-4200  | 1    | Plate                    |

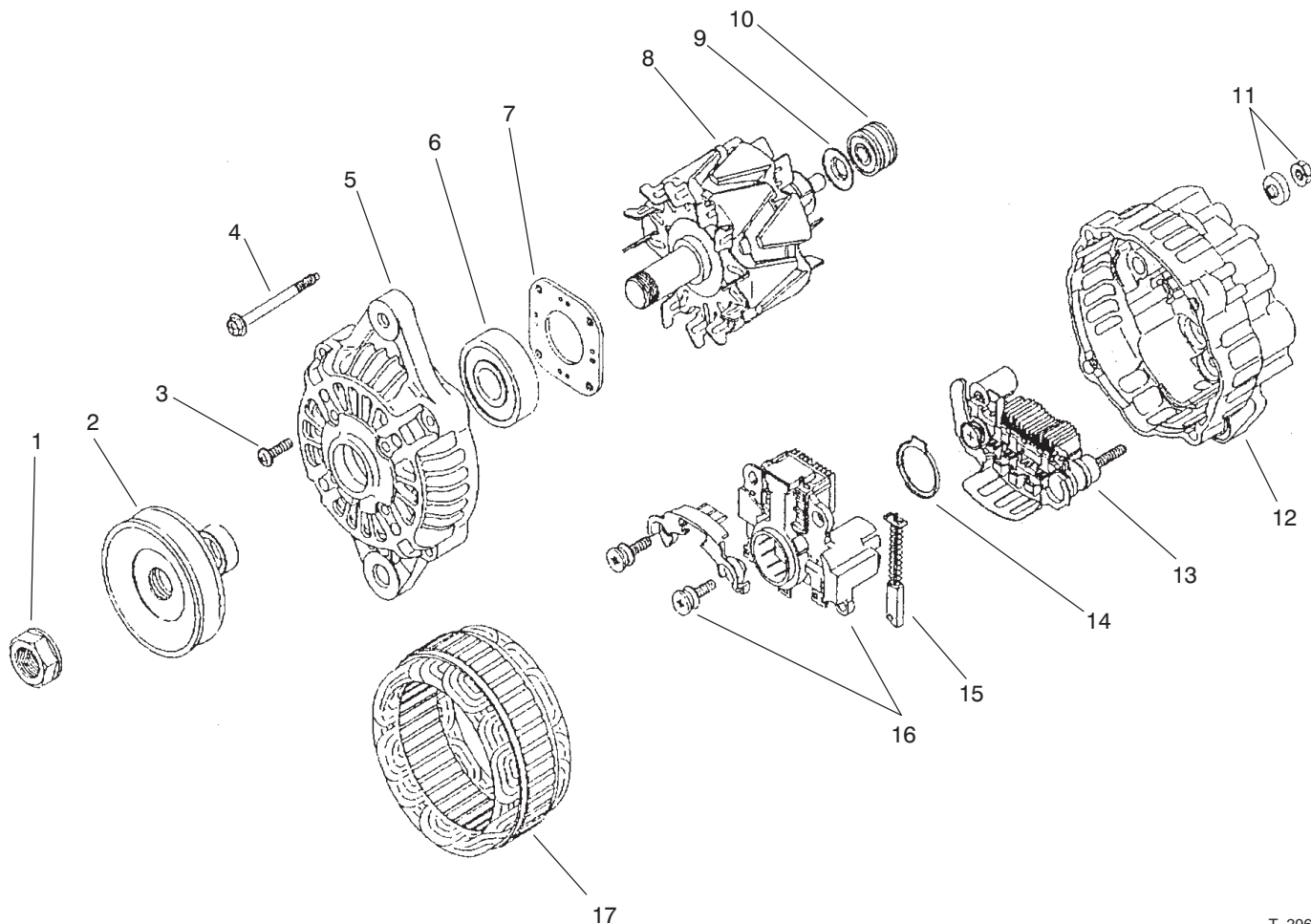












T-2968

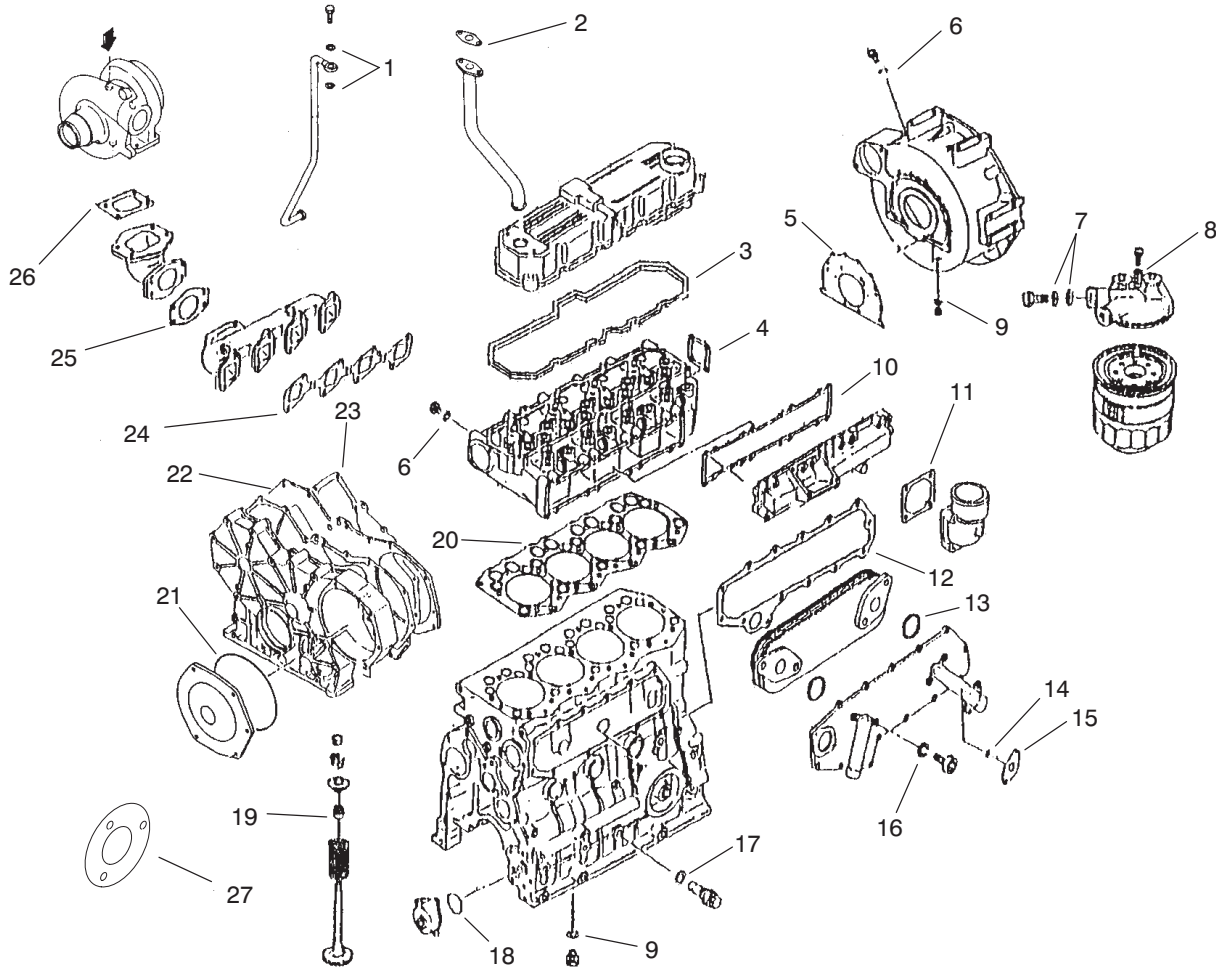
## Alternator Assembly

| Ref. No. | Part No. | Qty. | Description                                |
|----------|----------|------|--|
| 1        | 93-3578  | 1    | Nut  |
| 2        | 99-2271  | 1    | Pulley ASM                                 |
| 3        | 93-3582  | 1    | Set-Screw                                  |
| 4        | 93-3580  | 1    | Set-Bolt                                   |
| ☆5       |          | 1    | Front Cover ASM                            |
| 6        | 93-3583  | 1    | Bearing-Front                              |
| ☆7       |          | 1    | Plate                                      |
| ☆8       |          | 1    | Rotor                                      |
| ☆9       |          | 1    | Washer                                     |
| 10       | 93-3585  | 1    | Bearing-Rear                               |
| 11       | 99-2275  | 1    | Set-Nut                                    |
| ☆12      |          | 1    | Rear Cover ASM                             |
| 13       | 99-2274  | 1    | Rectifier ASM                              |
| ☆14      |          | 1    | Ring-Retaining                             |
| 15       | 93-3589  | 2    | Brush                                      |
| ☆16      |          | 1    | Regulator ASM                              |
| 17       | 93-3586  | 1    | Stator ASM                                 |
| *        | 99-2269  | 1    | Alternator ASM<br>(Incl. Ref. #1-17)       |
| *        | 99-2272  | 1    | Front Bracket ASM<br>(Incl. Ref. #3 & 5-7) |
| *        | 93-3584  | 1    | Rotor ASM<br>(Incl. Ref. #8-10)            |
| *        | 99-2273  | 1    | Rear Bracket ASM<br>(Incl. Ref. #11-16)    |

| Ref. No. | Part No. | Qty. | Description                          |
|----------|----------|------|--------------------------------------|
| *        | 93-3588  | 1    | Set-Regulator<br>(Incl. Ref. #14-16) |

\* Not Illustrated

☆ Not serviced separately



T-2969

## Overhaul Gasket Kit Assembly

| Ref. No. | Part No. | Qty. | Description              |
|----------|----------|------|--------------------------|
| 1        | 51-5060  | 2    | Gasket                   |
| 2        | 99-2104  | 1    | Gasket                   |
| 3        | 99-1827  | 1    | Gasket-Rocker            |
| 4        | 99-1809  | 1    | Gasket-Head, Cylinder    |
| 5        | 99-1855  | 1    | Gasket-Rear              |
| 6        | 99-1813  | 2    | Gasket                   |
| 7        | 51-5390  | 10   | Washer-Sealing           |
| 8        | 51-5840  | 1    | Washer-Sealing           |
| 9        | 99-2134  | 1    | Gasket                   |
| 10       | 99-2102  | 1    | Gasket-Manifold, Inlet   |
| 11       | 99-2104  | 1    | Gasket                   |
| 12       | 99-2139  | 1    | Gasket-Cover, Side       |
| 13       | 99-2141  | 2    | O-Ring                   |
| 14       | 99-2131  | 3    | O-Ring                   |
| 15       | 99-2140  | 1    | Gasket                   |
| 16       | 99-2142  | 4    | Gasket                   |
| 17       | 93-3417  | 1    | Gasket                   |
| 18       | 99-2128  | 1    | O-Ring                   |
| 19       | 99-1817  | 8    | Seal-Stem, Valve         |
| 20       | 99-1807  | 1    | Gasket-Head, Cylinder    |
| 21       | 99-1865  | 2    | O-Ring                   |
| 22       | 99-1862  | 1    | Gasket-Rear              |
| 23       | 99-1837  | 1    | Gasket-Plate, Front      |
| 24       | 99-2105  | 1    | Gasket-Manifold, Exhaust |
| 25       | 99-2107  | 1    | Gasket-Exhaust           |

| Ref. No. | Part No. | Qty. | Description    |
|----------|----------|------|----------------|
| 26       | 99-2114  | 1    | Gasket-Exhaust |
| 27       | 99-2277  | 1    | Gasket         |



