



## Groundsmaster<sup>®</sup> 455-D

### Traction Unit and Cutting Unit

Model No. 30450—230000001 and Up

Model No. 30455—230000001 and Up

## Parts Catalog

---

### Ordering Replacement Parts

To order replacement parts, please supply: the part number, the quantity, and the description of each part desired.

### Understanding Reference Numbers

Each identified part in an illustration has a reference number. The reference number for a part also appears in the parts list, along with other information about the part.

This catalog uses two special reference number formats, one to indicate parts in a service assembly and another to indicate the quantity of a given part in an illustration.

### Service Assembly Reference Numbers

Parts in service assemblies have reference numbers in the form **a:b**. The **a** represents the reference number of the entire service assembly and the **b** represents a sequential number unique to each part within the service assembly.

For example, a wheel assembly might be identified by reference number **6**, the tire by **6:1**, the valve by **6:2**, and the wheel by **6:3**. When you order the assembly identified by reference number **6**, you receive all parts identified by reference numbers **6:1**, **6:2**, and **6:3**. However, you may also order any part individually.

Reference numbers of this type appear in illustrations and in part lists.

### Reference Numbers Indicating Quantity

In an illustration, if a reference number indicates more than one part, the reference number has the form **nX y**. The **n** represents the quantity of the part, the **X** is the multiplication symbol, and the **y** represents the reference number.

For example, in an illustration, the reference number **2X 37** means that two of the parts identified by reference number **37** are indicated.

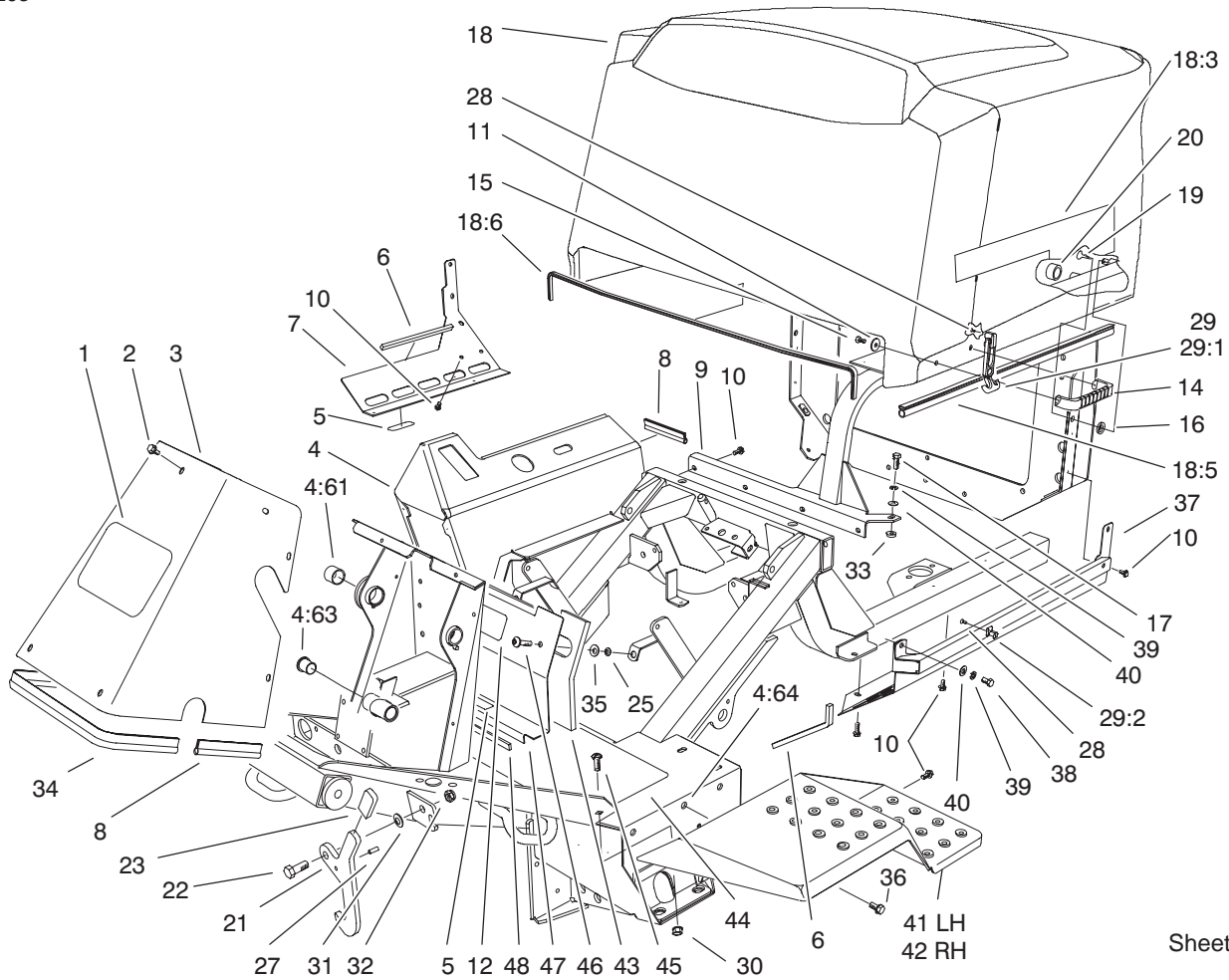
## Contents

Description	Page	Description	Page
Frame and Body Assembly .....	4	Axle Support Assembly	
Front Transaxle Installation Assembly .....	6	Rear Axle Assembly No. 100-3784	
Transaxle Assembly No. 99-7566 .....	8	(only on: 30455) .....	55
Hydraulic Motor Assembly No. 92-2556-01 ...	9	Bevel Gear Case Assembly	
Front Axle Assembly .....	10	Rear Axle Assembly No. 100-3784	
Brake Linkage Assembly .....	11	(only on: 30455) .....	56
Traction and Brake Pedal Assembly .....	12	Bevel Gear Shaft Assembly	
Steering Tower Assembly .....	13	Rear Axle Assembly No. 100-3784	
Power Steering Valve Assembly No. 92-9729 .	15	(only on: 30455) .....	57
Seat Plate Assembly .....	16	Axle Case Assembly	
Seat and Roll-Over-Protection-System		Rear Axle Assembly No. 100-3784	
Assembly .....	17	(only on: 30455) .....	58
Mini Suspension Assembly No. 76-1970 .....	18	Axle Assembly	
Control Console Assembly .....	19	Rear Axle Assembly No. 100-3784	
Gage Panel Assembly .....	20	(only on: 30455) .....	59
Lift Valve Installation Assembly .....	21	Right Hand Deck Assembly .....	60
Lift Valve Assembly No. 92-7762 .....	23	Left Hand Deck Assembly .....	61
Cylinder and Lift Arm Assembly .....	24	Center Deck Assembly .....	62
Hydraulic Cylinder Assembly No. 86-5580 .....	25	Hydraulic Cylinder Assembly No. 106-1033 ...	64
Fuel Tank Assembly .....	26	Deck Breakaway Assembly .....	65
Fuel Filter Assembly No. 76-5300 .....	27	Trap Door Assembly .....	66
Hydraulic Reservoir Assembly .....	28	Drive Assembly .....	67
Hydraulic Pump Installation Assembly .....	30	Driveshaft Assembly No. 86-1730 .....	68
Gear Pump Assembly No. 94-8297 .....	32	Gearbox Assembly No. 100-2585 .....	69
Traction Pump Assembly No. 86-5590 .....	33	Rear Castor Assembly .....	70
Deck Drive Component Assembly .....	34	Pulley Assembly .....	71
Clutch Assembly No. 98-7250 .....	35	Front Castor Assembly .....	72
Electrical Schematic		Belt Tensioner Assembly .....	73
Main Wire Harness Assembly No. 104-7414	36	Hydraulic Assembly .....	74
Hydraulic Pump Fitting Assembly .....	37	Cover Assembly .....	75
Solenoid Valve Assembly No. 76-9970		Clutch Spindle Assembly .....	76
(only on: 30455) .....	39	Electric Clutch Brake Assembly No. 100-2559	77
Engine Installation Fastener Assembly .....	42	Center Spindle Assembly .....	78
Air Filter Assembly No. 100-2597 .....	43	Wing Spindle Assembly .....	79
Radiator Assembly .....	44	Hydraulic Schematic (only on: 30450) .....	80
2 Wheel Drive Rear Axle Assembly		Hydraulic Schematic (only on: 30455) .....	81
(only on: 30450) .....	45	Crankcase Assembly .....	82
Hydraulic Cylinder Assembly No. 94-8142		Crankshaft Assembly .....	83
(only on: 30450) .....	47	Cylinder Head Assembly .....	84
4 Wheel Drive Rear Axle Installation Assembly		Camshaft and Fan Support Assembly .....	88
(only on: 30455) .....	48	Timing Cover Assembly .....	89
Bi-Directional Clutch Assembly No. 99-7500		Intake and Exhaust Manifold Assembly .....	90
(only on: 30455) .....	50	Oil Pump Assembly .....	91
Hydraulic Motor Assembly No. 99-7502 (only on:		Collector Assembly .....	92
30455) .....	51	Water Pump Assembly .....	93
Hydraulic Cylinder Assembly No. 98-3806		Fuel Injection Pump Assembly .....	94
(only on: 30455) .....	52	Fuel Injector Assembly .....	95
Bevel Pinion Shaft Assembly		Alternator Assembly .....	96
Rear Axle Assembly No. 100-3784		Starter Assembly .....	97
(only on: 30455) .....	53	Glow Plug and Glow Relay Assembly .....	98
Differential Assembly			
Rear Axle Assembly No. 100-3784			
(only on: 30455) .....	54		

## Part Description Abbreviations

Part descriptions in this catalog may include the following abbreviations.

<b>Abbreviation</b>	<b>Meaning</b>	<b>Abbreviation</b>	<b>Meaning</b>
AR .....	as required	HYD .....	hydraulic
ASM .....	assembly	INC .....	incorporated
CARR .....	carriage	LH .....	left hand
DEG .....	degrees	NI .....	nylon insert
FH .....	flat head	PPH .....	Phillips pan head
GA .....	gauge	PTH .....	Phillips truss head
HF .....	hex flange	PTO .....	power take off
HH .....	hex head	RH .....	right hand
HHF .....	hex head flange	SFH .....	slotted fillister head
HLH .....	hex lag head	SHH .....	slotted hex head
HJ .....	hex jam	SQH .....	square head
HOC .....	height-of-cut	SHWH .....	slotted hex washer head
HS .....	hex socket	SPH .....	slotted pan head
HSBH .....	hex socket button head	SRH .....	slotted round head
HSFH .....	hex socket flat head	STD .....	standard
HSH .....	hex socket head	TAP .....	self tapping
HWH .....	hex washer head	TTH .....	Torx truss head
HWHTF .....	hex washer head thread forming	WH .....	wing head



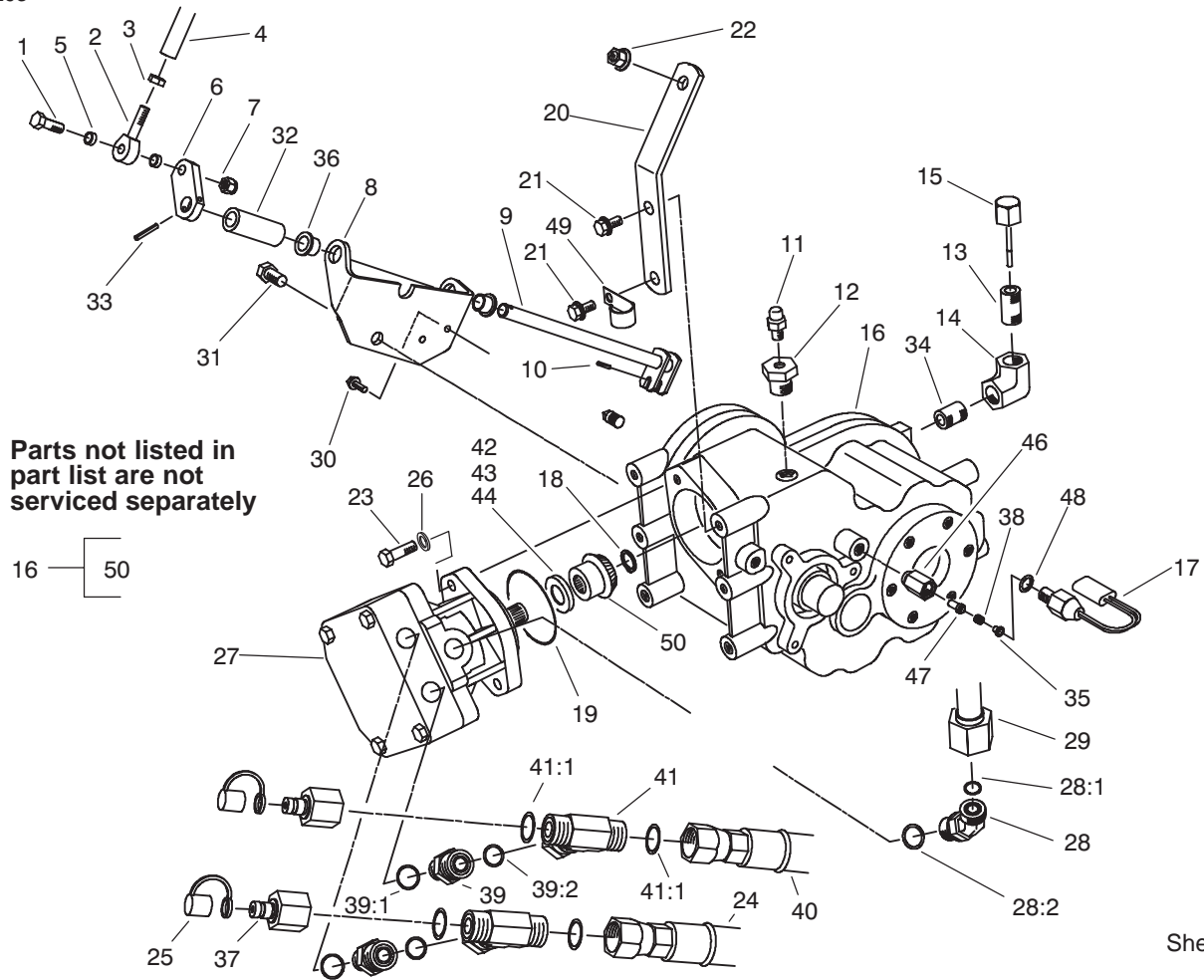
Sheet No.:2

## Frame and Body Assembly

Ref. No.	Part No.	Qty.	Description
1	62-7400	1	Decal-Logo, Toro
2	46-6810	9	Screw And Washer ASM
3	76-9700-01	1	Cover-Tower
4	84-1080	1	Frame ASM (only on: 30450)
4	98-7826	1	Frame ASM (only on: 30455)
4:61	256-237	1	Bushing
4:63	256-10	2	Bushing-Flange
4:64	32148-9	10	Insert-Nut
5	70-2560	2	Decal-Oil
6	68-7573	2	Strip-Sealing
7	94-5601-03	1	Support-Tank, Lower
8	76-6360	2	Strip-Sealing
9	93-7236-03	1	Support-Cleaner, Air
10	32144-11	17	Screw-TAP
11	3256-78	2	Washer-Flat
12	93-9426	1	Decal-Danger
14	65-5100	1	Handle-Door
15	46-8091	2	Screw-HWH
16	83-1470	2	Washer-Neoprene
17	323-6	1	Screw-HH
18	93-7798	1	Hood ASM
18:3	84-1460	2	Decal-Gm455d
18:5	94-5617	2	Strip-Sealing, Hood

Ref. No.	Part No.	Qty.	Description
18:6	94-5618	1	Trim-Firewall
19	3290-467	2	Pin-Hair
20	94-5613	2	Stop-Rubber
21	84-1490-01	2	Latch-Lockup
22	325-5	2	Screw-HH
23	48-7081	2	Grip-Plastic
25	32151-72	2	Ring-Retaining
27	32121-11	2	Pin-Roll
28	3290-359	3	Screw-HWH
29	94-5626	1	Latch-Draw, Flexible
29:1	100-5806	1	Handle-Latch
29:2	100-5807	1	Keeper-Latch
30	3290-357	2	Nut-HHF
31	3290-483	2	Washer-Conical
32	3296-25	2	Nut-Lock, NI
33	80-7730	1	Spacer
34	76-6361	1	Strip-Sealing
35	3256-3	2	Washer-Flat
36	3234-12	7	Screw-HHF
37	94-5609-03	1	Cover-Hood, Lower
38	323-4	1	Screw-HH
39	3253-21	2	Washer-Lock
40	3256-24	2	Washer-Flat
41	76-9300-01	1	Fender-LH
42	76-9340-01	1	Fender-RH
43	88-1310	1	Strip-Foam, Cover





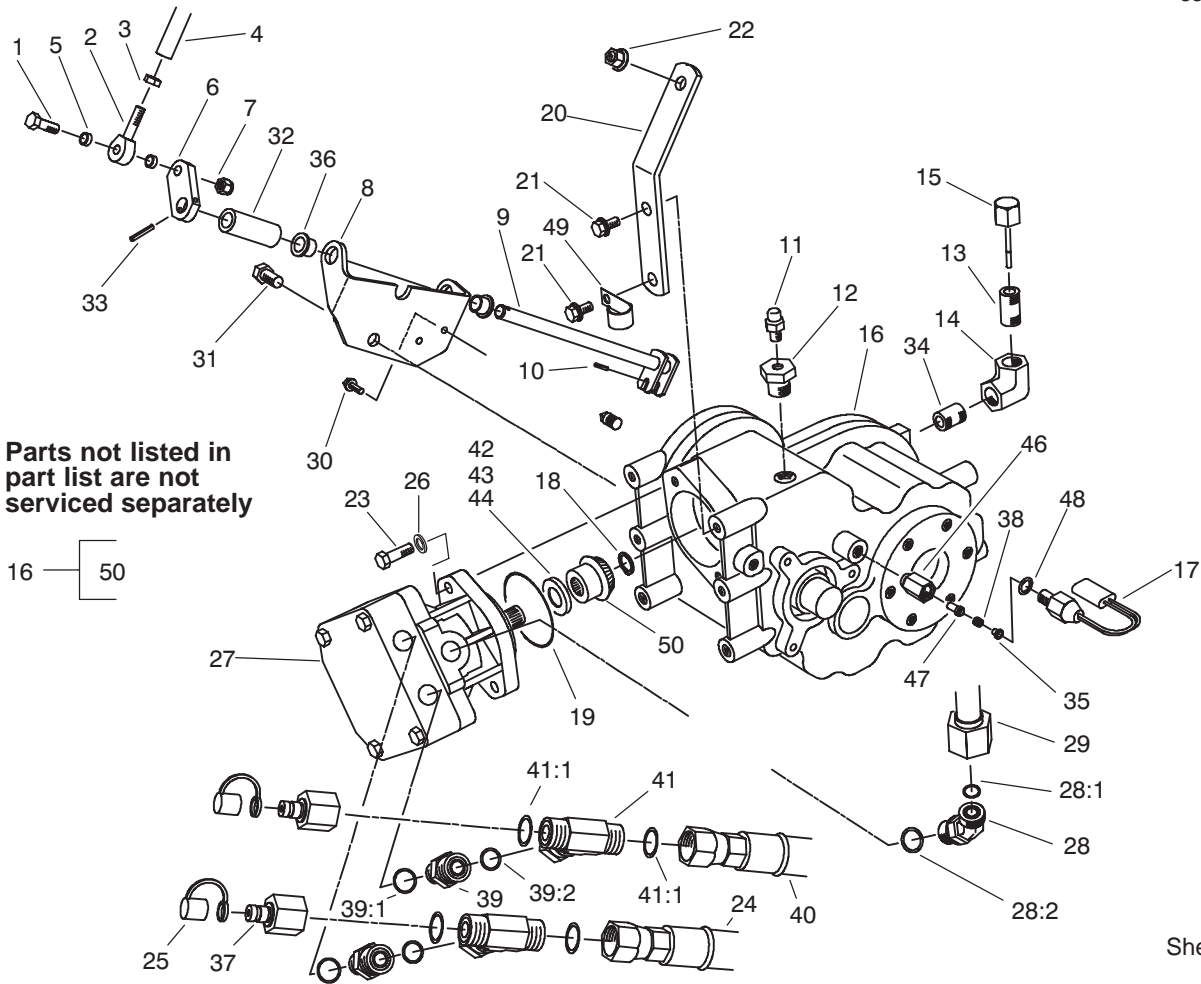
Sheet No.:3

## Front Transaxle Installation Assembly

Ref. No.	Part No.	Qty.	Description
1	323-9	1	Screw-HH
2	2411-36	1	Bearing-End, Rod
3	3220-3	1	Nut-Jam
4	84-0690	1	Rod-Shift
5	76-9100	2	Spacer-Speed, Reel
6	77-4260	1	Link-Shift
7	3296-59	1	Nut-Lock, NI
8	84-1610-03	1	Support-Rod, Shift
9	84-0700	1	Rod-Shift
10	32121-24	1	Pin-Spring
11	302-14	1	Vent
12	2812-1 1	1	Bushing-Reducer
13	289-44	1	Nipple-Pipe
14	2813-14	1	Pipe-Elbow, 90
15	27-3710	1	Dipstick
16	99-7566	1	2 Speed Transaxle ASM
17	72-4320	1	Switch-Ball, N.o.
18	32151-62	1	Ring-Retaining
19	237-167	1	O-Ring
20	84-1600	1	Arm-Lever, Front Axle
21	3234-12	2	Screw-HHF
22	3290-357	1	Nut-HHF
23	323-7	2	Screw-HH
24	92-5830	1	Traction Hose ASM
25	353-947	2	Cap-Dust, Rubber

Ref. No.	Part No.	Qty.	Description
26	3256-24	2	Washer-Flat
27	92-2556-01	1	HYD Motor ASM
28	340-101	1	Fitting-HYD, 90°
28:1	237-30	1	O-Ring
28:2	237-79	1	O-Ring
29	86-5750	1	Motor Drain Tube ASM
30	3234-4	2	Screw-HHF
31	325-2	1	Screw-HH
32	86-5420	1	Spacer-Rod, Shift
33	32121-6	1	Pin-Roll
34	289-50	1	Nipple-Pipe
35	43-8610	1	Guide
36	3-1506	2	Bushing
37	86-5860	2	Nipple
38	92-1366	1	Spring-Compression
39	340-155	2	Fitting-HYD
39:1	237-79	1	O-Ring
39:2	237-151	1	O-Ring
40	92-7765	1	Traction Tube ASM (only on: 30455)
40	92-5841	1	Traction Hose ASM (only on: 30450)
41	340-167	2	Fitting-HYD, Tee
41:1	237-65	2	O-Ring
42	82-5380	1	Shim-Pinion, .045
43	82-5390	1	Shim-Pinion, .038



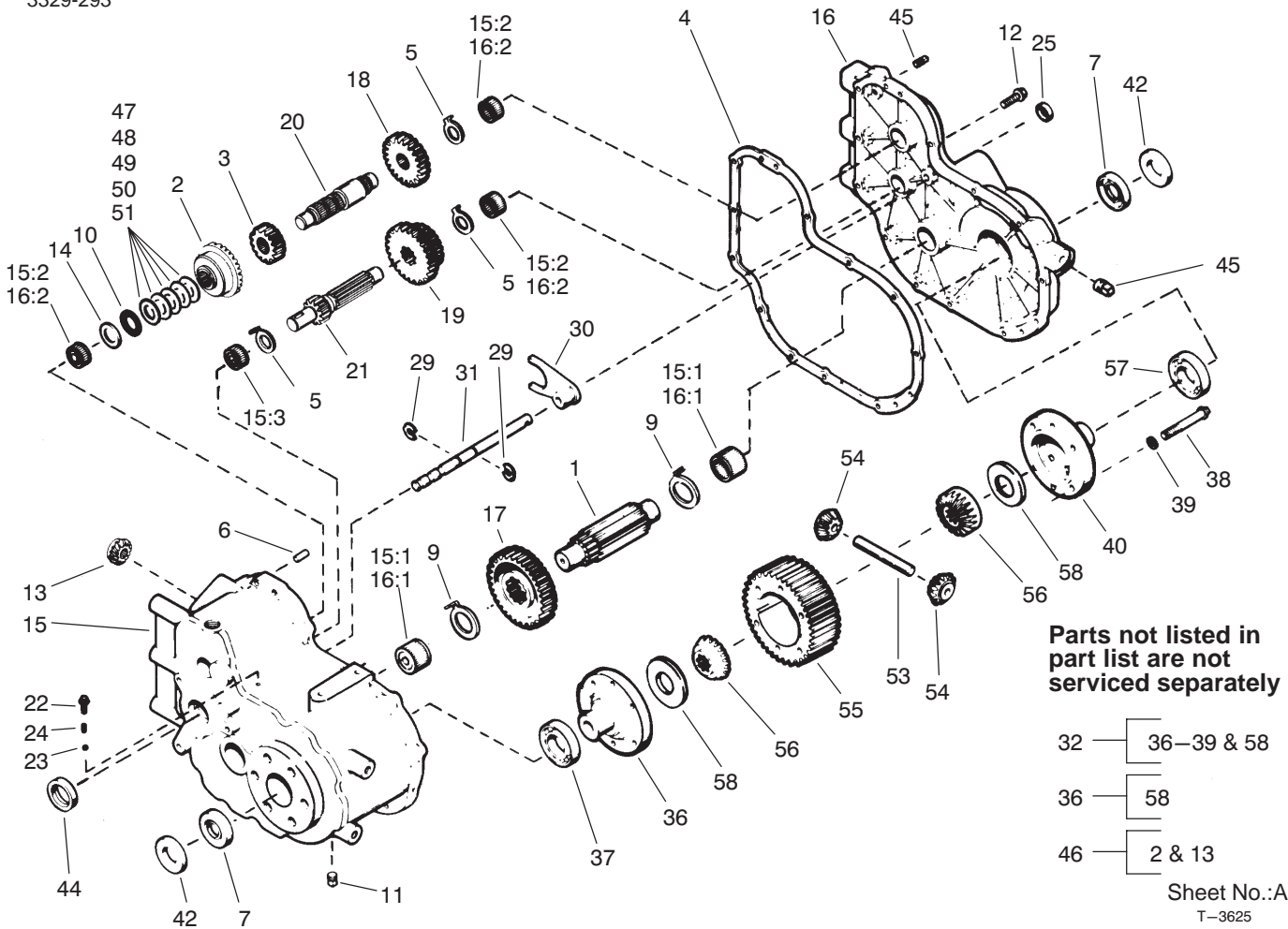


Sheet No.:3

## Front Transaxle Installation Assembly (Continued)

Ref. No.	Part No.	Qty.	Description
44	82-5400	1	Shim-Pinion, .052
46	92-1364	1	Guide-Pin, Switch
47	92-1365	1	Plunger-Switch
48	237-30	1	O-Ring
49	2412-150	1	J-Clip

Ref. No.	Part No.	Qty.	Description



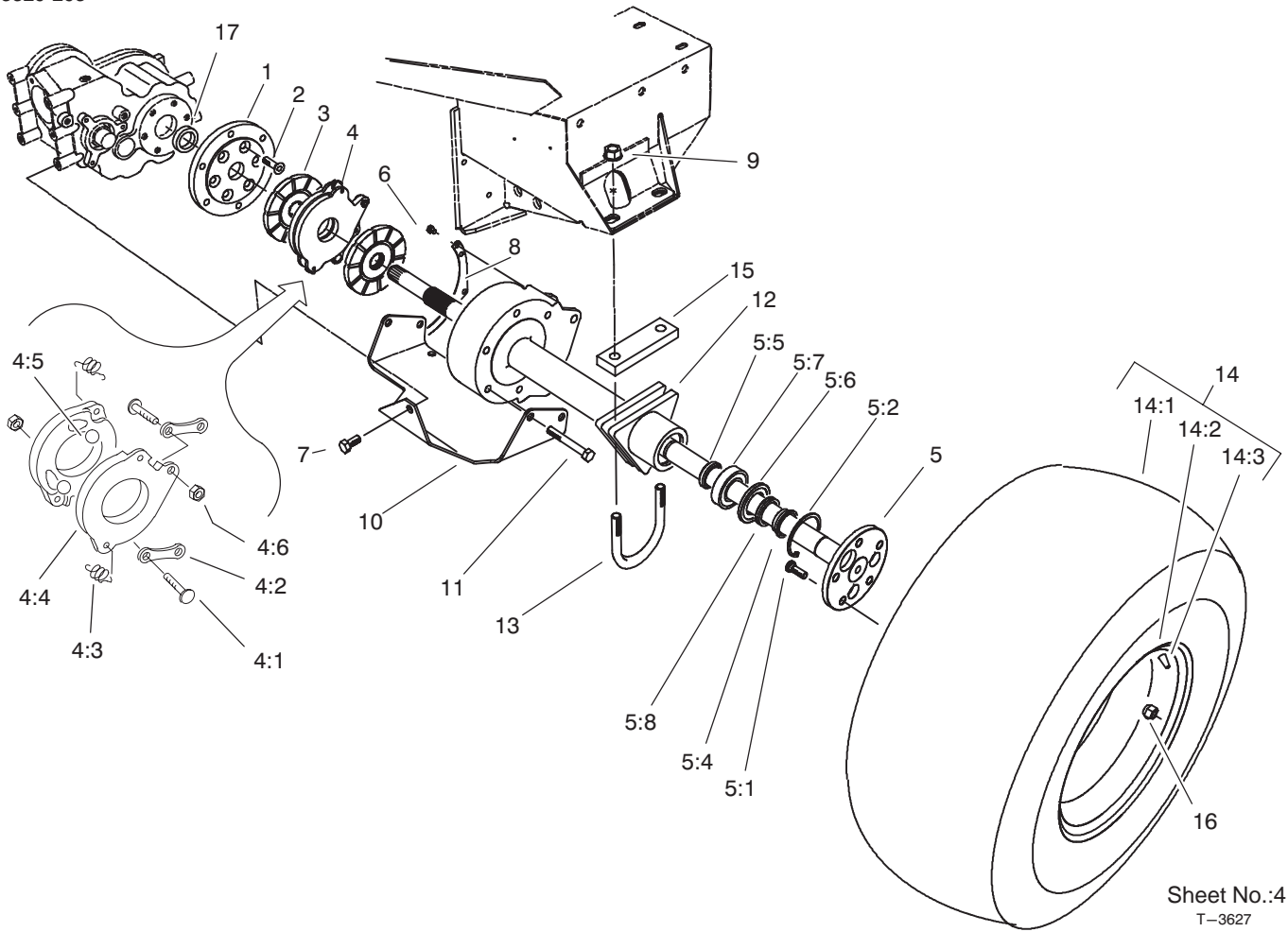
## Transaxle Assembly No. 99-7566

Ref. No.	Part No.	Qty.	Description
1	76-5610	1	Pinion-Output
3	76-5630	1	Gear-Spur
4	76-5640	1	Gasket-Case & Cover
5	76-5650	3	Washer-Thrust
6	76-5660	2	Pin-Dowel
7	76-5670	2	Seal-Oil
9	76-5690	2	Washer-Thrust
10	76-5700	1	Bearing-Thrust
11	76-5710	1	Plug-Drain, Magnetic
12	76-5720	13	Screw-HWHTF
14	76-5680	1	Washer-Thrust
15	92-0639	1	Transaxle Case ASM
15:1	76-5860	2	Bearing-Needle
15:2	76-5870	3	Bearing-Needle
15:3	92-0640	1	Bearing-Needle
16	76-5760	1	Transaxle Cover ASM
16:1	76-5860	2	Bearing-Needle
16:2	76-5870	3	Bearing-Needle
17	92-0642	1	Gear-Output
18	76-5780	1	Gear-Spur
19	92-0644	1	Gear-Cluster
20	92-0641	1	Shaft-Counter
21	92-0645	1	Shifter-Gear & Shaft
22	76-5820	1	Screw-HHF
23	76-5830	1	Ball-Steel
24	76-5840	1	Spring-Fork, Shifter

Ref. No.	Part No.	Qty.	Description
25	76-5850	1	Seal-Oil
29	76-5890	2	Ring-Retaining
30	76-5900	1	Fork-Shift
31	92-0647	1	Rod-Shift, Hi-Low
32	99-7567	1	Differential ASM
36	76-5960	1	Carrier-Dif ferential
37	104-0195	2	Bearing-Ball, Hi-Cap
38	76-5980	6	Screw-HHF
39	98-3801	6	Washer
40	76-5990	1	Carrier-Dif ferential
42	76-6010	2	Spacer
44	76-6030	1	Seal-Oil
45	76-6040	2	Plug-Pipe
46	84-0080	1	Set-Gear, Matched Spiral
47	76-5680	1	Washer-Thrust
48	76-5740	1	Washer-Thrust
49	84-0090	1	Washer-Thrust
50	84-0130	1	Washer-Thrust
51	84-0140	1	Washer-Thrust







Sheet No.:4  
T-3627

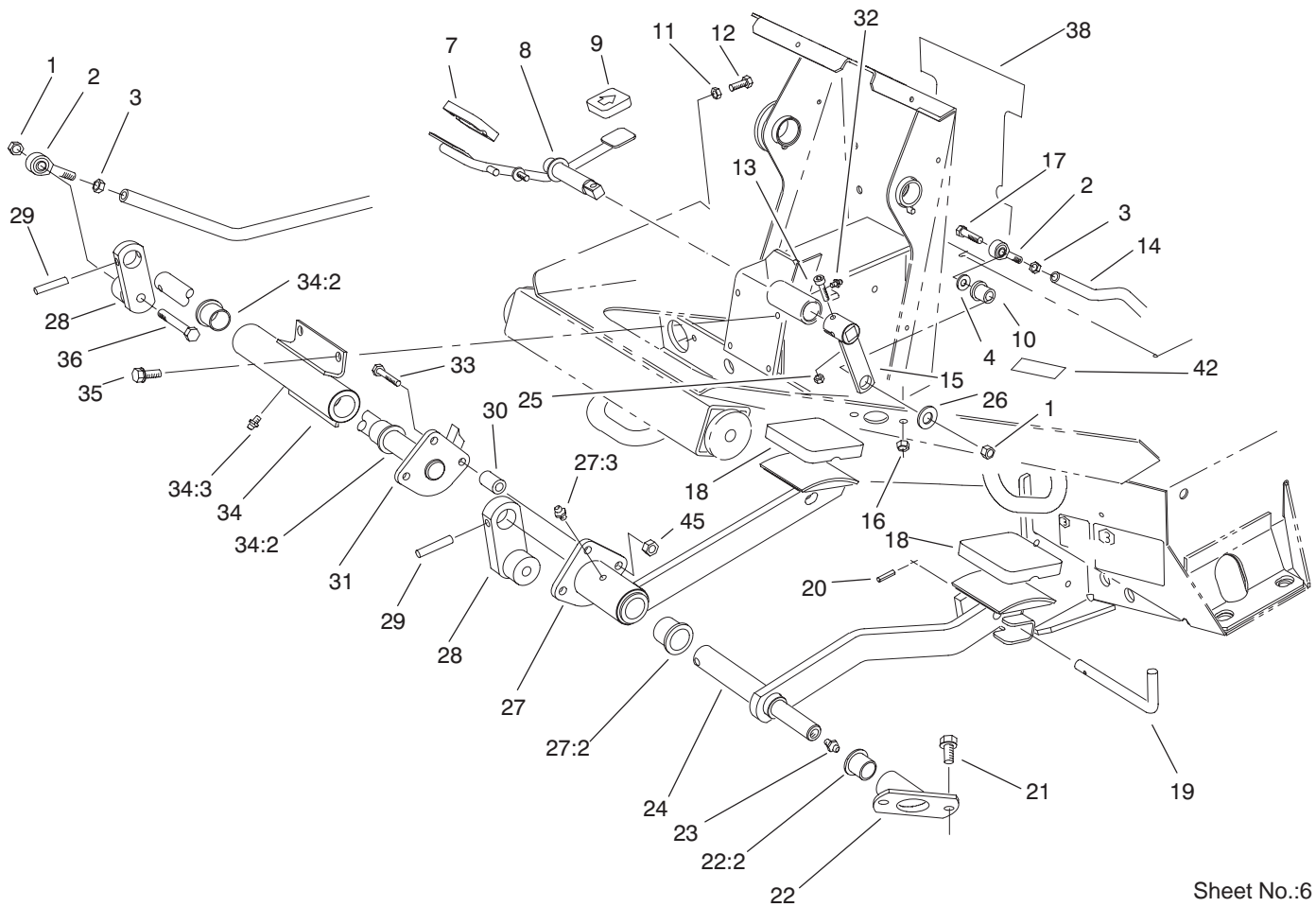
## Front Axle Assembly

Ref. No.	Part No.	Qty.	Description
1	76-4240-03	2	Plate-Adapter
2	3274-87	12	Screw-HSFH
3	74-3640	4	Disc-Middle
4	106-1021	2	Disc-Actuating
4:1	92-7774	2	Stud
4:2	92-7775	2	Link
4:3	92-7776	2	Spring-Extension
4:4	92-7777	2	Disc-Actuating
4:5	92-7773	3	Ball
4:6	69-9940	2	Nut-HJ
5	92-9714	2	Flanged Axle ASM
5:1	242-34	5	Stud-Drive
5:2	32151-76	1	Ring-Retaining
5:4	92-9706	1	Spacer-Axle, Flanged
5:5	92-9708	1	Collar-Bearing
5:6	92-9709	1	Spacer-Bearing
5:7	92-9710	1	Bearing
5:8	92-9712	1	Seal-V-Ring
6	3234-30	6	Screw-HHF
7	325-4	1	Screw-HH
8	76-8300-03	2	Cover-Housing, Axle
9	32128-50	4	Nut-Flange
10	86-5430-03	1	Plate-Skid
11	325-15	10	Screw-HH
12	92-9704-03	2	Housing-Axle
13	84-1590	2	U-Bolt, Front Axle

Ref. No.	Part No.	Qty.	Description
☆14		2	Tire & Wheel ASM
14:1	99-5434	1	Tire
14:2	104-0161	1	Rim
14:3	232-27	1	Stem-V alve
15	84-1620-03	2	Plate-Support, Axle
16	23-7270	10	Nut-Wheel
17	76-6010	2	Spacer

☆ Not serviced separately



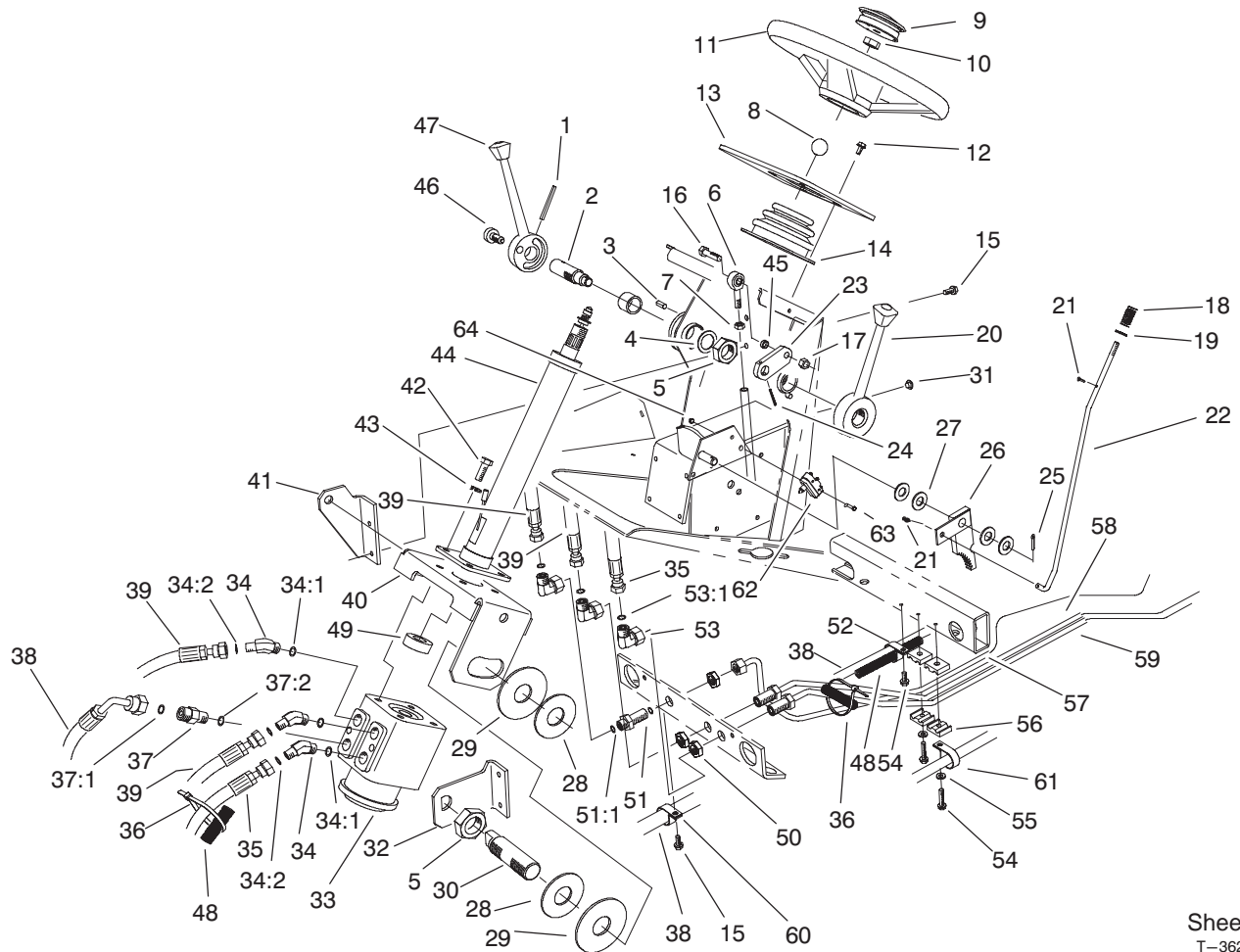


Sheet No.:6

## Traction and Brake Pedal Assembly

Ref. No.	Part No.	Qty.	Description
1	3296-59	3	Nut-Lock, NI
2	2411-36	3	Bearing-End, Rod
3	3220-3	3	Nut-Jam
4	3256-3	1	Washer-Flat
7	74-9100	1	Pad-Pedal, Forward
8	82-5190-03	1	Pedal-Traction
9	74-9110	1	Pad-Pedal, Reverse
10	63-9751	1	Mount
11	3218-2	2	Nut-Jam
12	322-4	2	Screw-HH
13	3274-19	1	Screw-HSH
14	88-1160-03	1	Rod-Control
15	92-1367	1	Lever-Traction
16	32128-20	2	Nut-HF
17	323-9	1	Screw-HH
18	82-4960	2	Pad-Foot, Brake
19	63-7880	1	Pin-Latch, Brake
20	32121-50	1	Pin-Spring
21	3234-14	2	Screw-HHF
22	76-9680	1	Hub-Brake
22:2	256-90	1	Bushing-Flange
23	302-2	1	Fitting-Grease
24	92-5804-01	1	Pedal-Brake, LH
25	3296-42	1	Nut-Lock, NI
26	63-8410	1	Washer
27	92-5805	1	Pedal-Brake, RH

Ref. No.	Part No.	Qty.	Description
27:2	256-10	2	Bushing-Flange
27:3	302-5	1	Fitting-Grease
28	92-2586-01	2	Lever-Brake
29	32121-25	2	Pin-Roll
30	66-1140	3	Hub-Adjustment
31	92-5806-01	1	Shaft-Brake
32	302-5	3	Fitting-Grease
33	322-21	3	Screw-HH
34	76-9030	1	Brake Support ASM
34:2	256-10	2	Bushing-Flange
34:3	302-5	1	Fitting-Grease
35	32144-11	4	Screw-TAP
36	323-12	2	Screw-HH
38	84-1470	1	Decal-Safety
42	92-1370	1	Decal-Warning
45	32152-1	3	Nut-Lock, NI



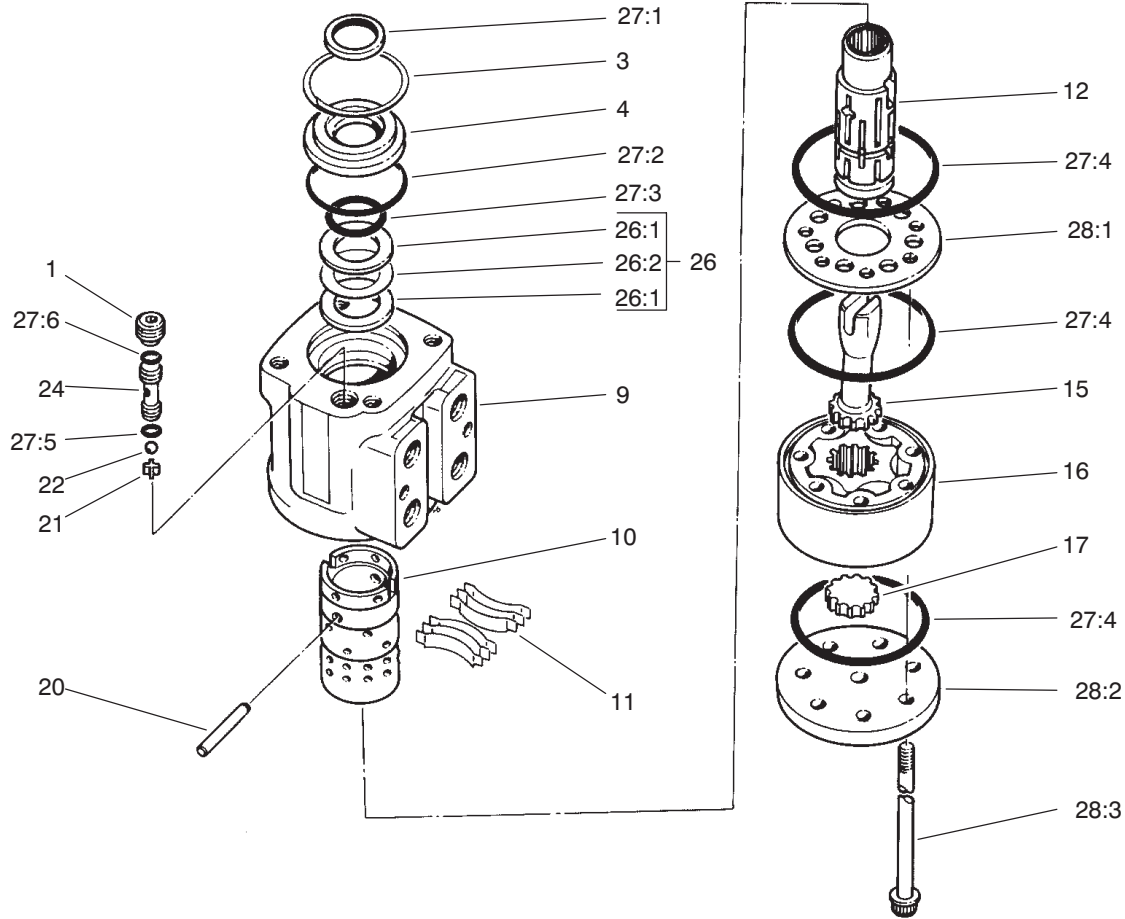
Sheet No.:7  
T-3628

## Steering Tower Assembly

Ref. No.	Part No.	Qty.	Description	Ref. No.	Part No.	Qty.	Description
1	32121-10	1	Pin-Roll	26	63-7900-03	1	Rack ASM
2	74-5790	1	Shaft-Pivot	27	3256-26	4	Washer-Flat
3	32121-123	2	Pin-Roll	28	20-9500	2	Washer
4	10-81 10	1	Washer-Thrust	29	83-0740	2	Disc-Friction
5	3296-49	2	Nut-Lock, NI	30	76-8340	1	Shaft-Pivot, Steering
6	2411-36	1	Bearing-End, Rod	31	2410-64	2	Plug-Button
7	3220-3	1	Nut-Jam	32	76-8150-03	1	Support-Shaft, Steering
8	233-17	1	Knob	33	92-9729	1	Steering Control ASM
9	72-0130	1	Horn Kit	34	340-138	3	Fitting-HYD, 45°
10	47-6990	1	Nut	34:1	237-79	1	O-Ring
11	68-8080	1	Wheel-Steering	34:2	237-22	1	O-Ring
12	32144-4	4	Screw-HWH	35	86-3210	1	Hose ASM
13	93-9415	1	Panel-Control, Tower	36	3290-378	2	Tie-Cable
14	76-9450	1	Boot-Column, Steering	37	59-6430	1	Valve-Check
15	32144-1 1	6	Screw-TAP	37:1	237-22	1	O-Ring
16	323-8	1	Screw-HH	37:2	237-79	1	O-Ring
17	3296-59	1	Nut-Lock, NI	38	86-5570	1	Hose ASM
18	95-1821-03	1	Spring-Compression	39	86-3220	2	Hose ASM
19	3256-22	1	Washer-Flat	40	76-8140-03	1	Bracket-Gear, Steering
20	69-1560-03	1	Lever-Lock	41	76-8160-03	1	Support-Gear, Steering
21	3272-5	2	Pin-Cotter	42	323-6	4	Screw-HH
22	76-9050	1	Rod-Brake, Park	43	3253-21	4	Washer-Lock
23	84-0680	1	Link-Shift	44	74-3670	1	Steering Column ASM
24	32121-6	1	Pin-Roll				
25	3272-10	1	Pin-Cotter				







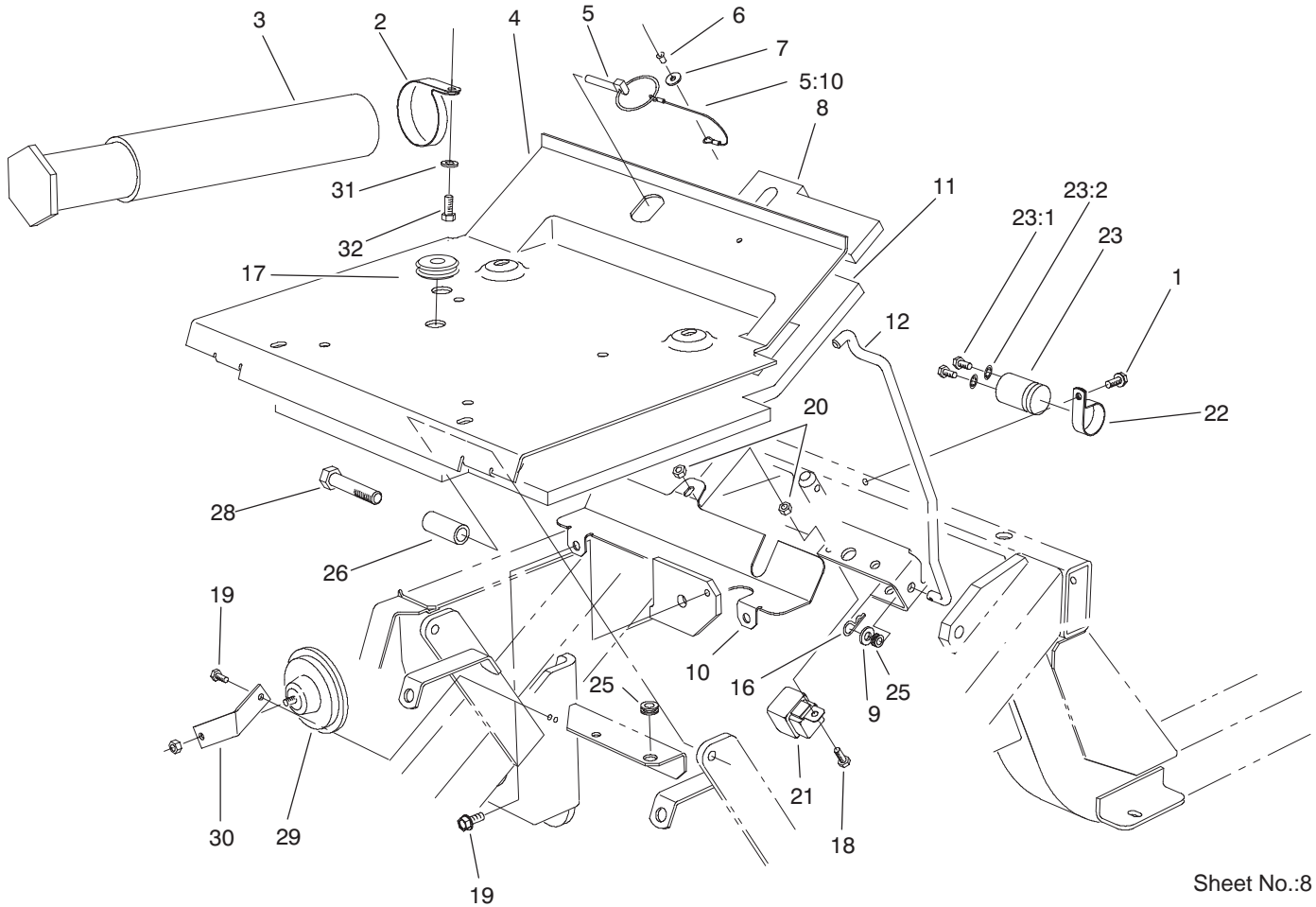
Sheet No.:A3  
T-3629

## Power Steering Valve Assembly No. 92-9729

Ref. No.	Part No.	Qty.	Description
1	52-9260	1	Screw-Set
3	52-9230	1	Ring-Retaining
4	52-9240	1	Bushing
☆9		1	Housing
☆10		1	Sleeve-Control
11	59-6820	1	Centering Spring Kit
☆12		1	Spool-Control
15	52-9320	1	Drive
16	76-6300	1	Gerotor ASM
17	76-6320	1	Spacer
20	59-6830	1	Centering Pin Kit
21	52-9290	1	Retainer-Checkball
22	52-9280	1	Checkball
24	52-9270	1	Seat-Checkball
26	52-9250	1	Bearing Kit
26:1	59-6730	2	Race
26:2	59-6740	1	Bearing
27	92-9749	1	Seal Kit
☆27:1		1	Seal-Dust
☆27:2		1	O-Ring
☆27:3		1	O-Ring
☆27:4		3	O-Ring
☆27:5		1	O-Ring
☆27:6		1	O-Ring
28	92-9745	1	End Cap Kit
28:1	92-9732	1	Plate-W ear

Ref. No.	Part No.	Qty.	Description
28:2	92-9730	1	Cap-End
28:3	92-9736	7	Screw-Cap

☆ Not serviced separately

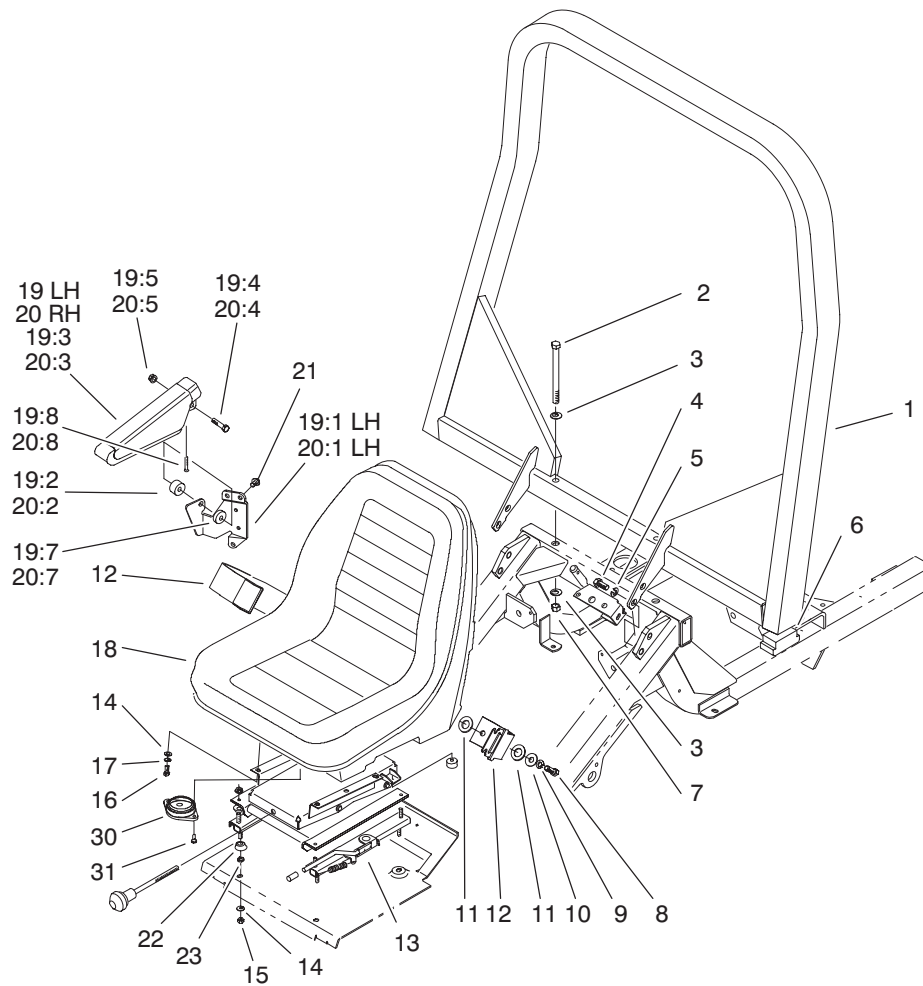


Sheet No.:8

## Seat Plate Assembly

Ref. No.	Part No.	Qty.	Description
1	32104-82	1	Screw-HHF
2	2412-133	2	R-Clamp
3	74-0720	1	Tube-Manual
4	76-9460-03	1	Plate-Seat
5	77-3780	1	Pin ASM
5:10	28-8070	1	Lanyard
6	3290-282	1	Rivet-Pop, Steel
7	3256-49	1	Washer-Flat
8	76-9930	1	Foam-Center
9	3256-24	1	Washer-Flat
10	86-2860-03	1	Cover-Belt, Upper
11	82-4900	1	Foam-Seat, Rear
12	76-9440	1	Rod-Prop, Seat
16	3290-307	1	Pin-Hair
17	240-5	1	Grommet
18	321-5	1	Screw-HH
19	32144-11	3	Screw-TAP
20	32128-33	2	Nut-HF
21	70-1480	1	Relay
22	2412-74	1	R-Clamp
23	37-2690	1	Capacitor
23:1	3252-18	2	Screw
23:2	3254-1	2	Washer-Lock, Int
25	237-136	2	Grommet
26	76-9480	2	Sleeve-Pivot, Seat
28	325-9	2	Screw-HH

Ref. No.	Part No.	Qty.	Description
29	48-4590	1	Disc-Horn
30	74-8910	1	Bracket-Horn
31	3256-23	2	Washer-Flat
32	322-2	2	Screw-HH

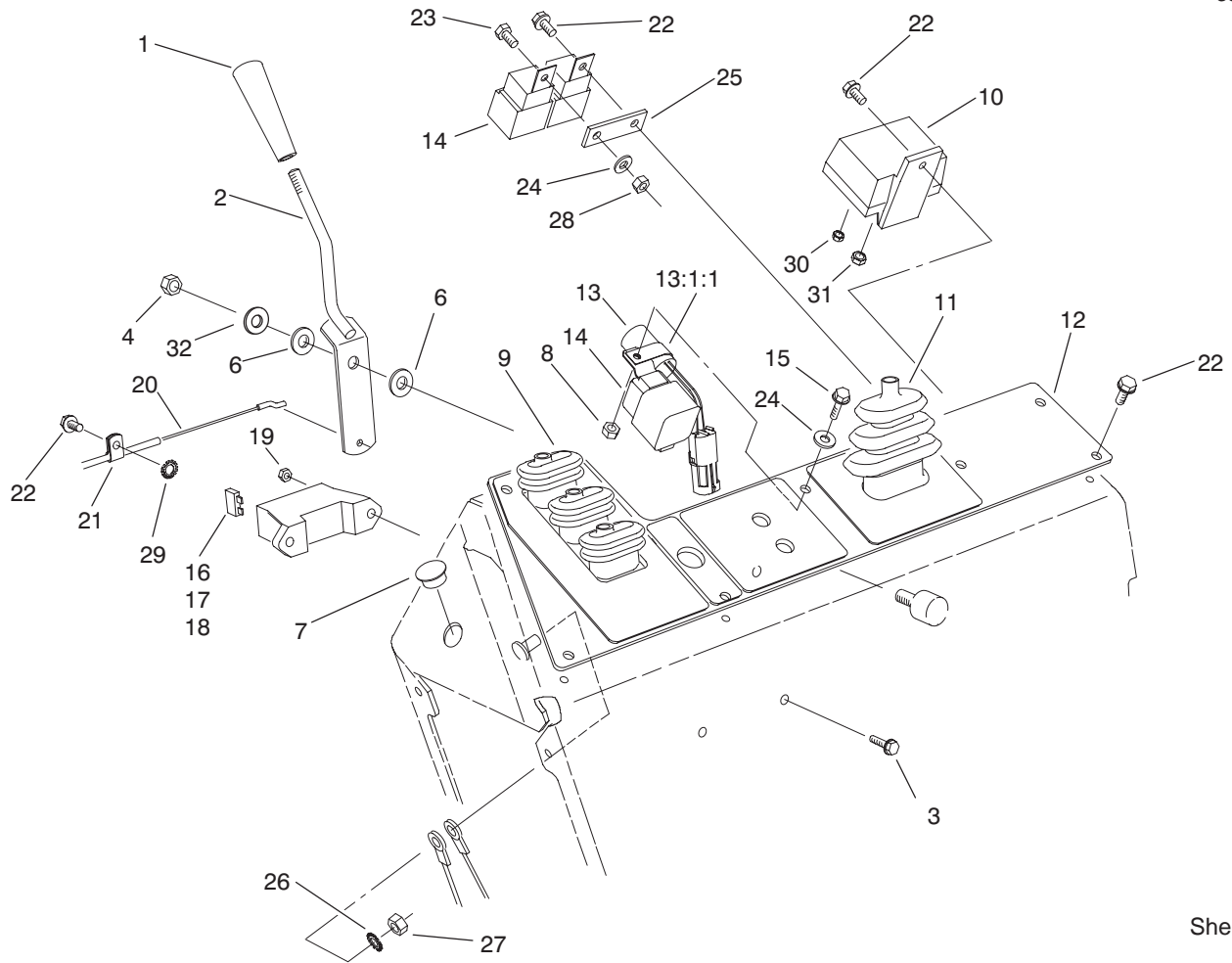
Sheet No.:9  
T-3630

## Seat and Roll-Over-Protection-System Assembly

Ref. No.	Part No.	Qty.	Description
1	76-9370-03	1	Rops-2 Post (only on: 30455)
2	325-33	2	Screw-HH (only on: 30455)
3	3256-26	4	Washer-Flat (only on: 30455)
4	325-2	4	Screw-HH (only on: 30455)
5	3253-7	4	Washer-Lock (only on: 30455)
6	82-5370	2	Foam-Rops (only on: 30455)
7	3296-25	2	Nut-Lock, NI (only on: 30455)
8	3212-5	2	Screw-HH (only on: 30455)
9	3253-6	2	Washer-Lock (only on: 30455)
10	3256-5	2	Washer-Flat (only on: 30455)
11	3256-28	2	Washer-Flat (only on: 30455)
12	21-4191	1	Seat Belt ASM (only on: 30455)
13	76-1970	1	Seat Suspension ASM
14	3256-2	8	Washer-Flat

Ref. No.	Part No.	Qty.	Description
15	3296-29	4	Nut-Lock, NI
16	322-3	4	Screw-HH
17	3253-4	4	Washer-Lock
18	104-4620	1	Seat-Olympic, Toro
19	92-7307	1	LH Armrest ASM
19:1	69-0760	1	Bracket-Arm, LH
19:2	92-7301	1	Spacer
19:3	69-1 180	1	Armrest
19:4	323-9	1	Screw-HH
19:5	32128-19	1	Nut-HF
19:7	3256-24	1	Washer-Flat
19:8	92-7318	1	Screw-Pfh
20	92-7306	1	RH Armrest ASM
20:1	69-0770	1	Bracket-Arm, RH
20:2	92-7301	1	Spacer
20:3	69-1 180	1	Armrest
20:4	323-9	1	Screw-HH
20:5	32128-19	1	Nut-HF
20:7	3256-24	1	Washer-Flat
20:8	92-7318	1	Screw-Pfh
21	3234-14	6	Screw-HHF
22	66-9290	4	Spacer-Suspension
23	3218-2	4	Nut-Jam
30	92-6282	1	Switch-Seat
31	3234-33	2	Screw-HHF



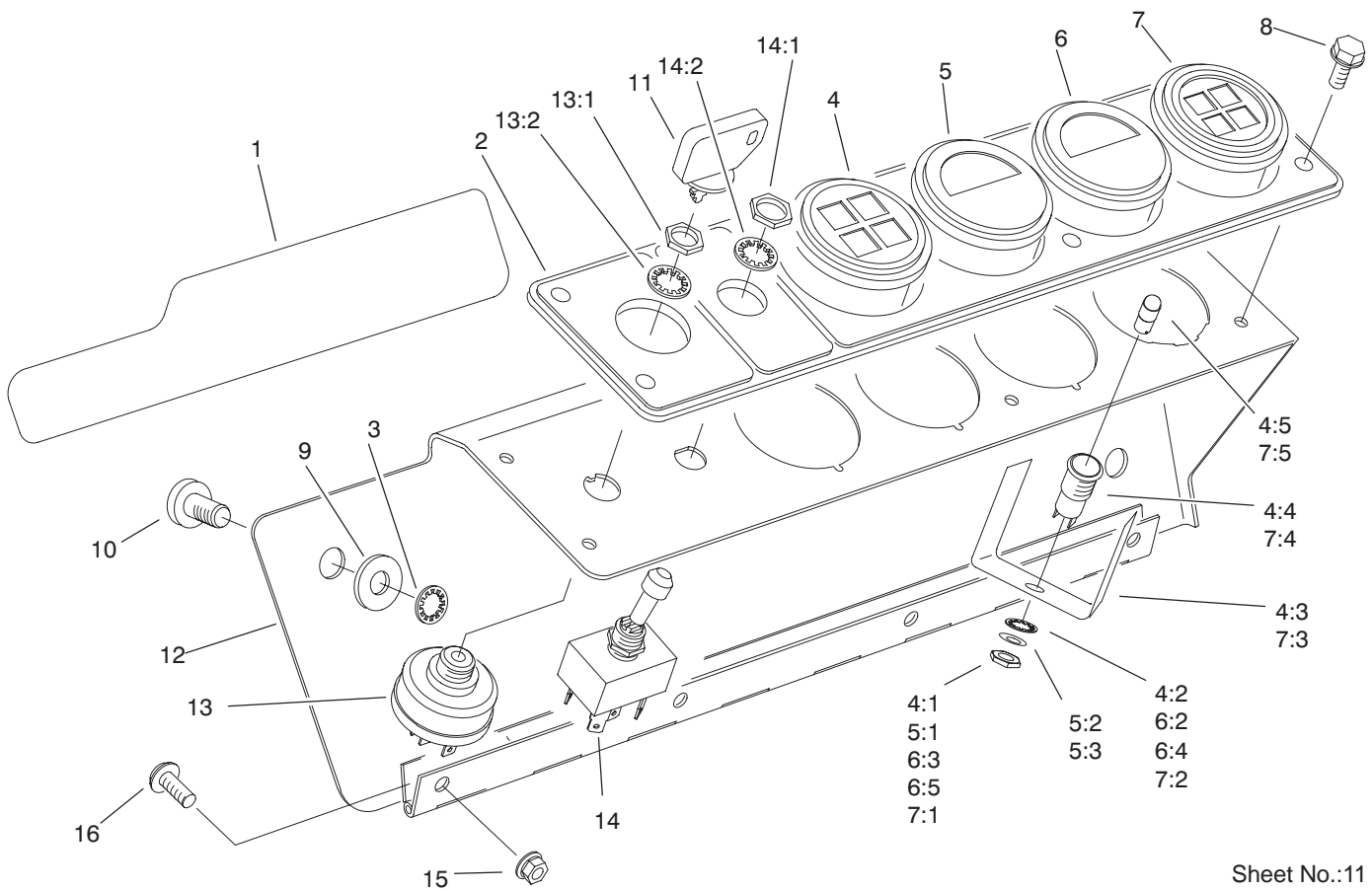


Sheet No.:10

## Control Console Assembly

Ref. No.	Part No.	Qty.	Description
1	233-39	1	Knob-Control
2	76-4300	1	Lever-Throttle
3	3290-126	2	Screw
4	3296-44	1	Nut-Lock, NI
6	52-2900	2	Washer
7	94-5627	1	Plug
8	32128-33	1	Nut-HF
9	76-8450	1	Boot-Lever , Lift
10	76-5260	1	Relay-Plug, Glow
11	76-8440	1	Boot-Throttle
12	86-5410	1	Panel-Console
13	83-2280	1	Timer-Delay
13:1:1	98-4604	1	R-Clamp
14	70-1480	3	Relay
15	32144-86	1	Screw-HH
16	218-573	2	Fuse-5 Amp
17	218-581	1	Fuse-15 Amp, 32 Volt
18	218-593	1	Fuse-30 Amps
19	3296-12	2	Nut-Lock
20	74-5480	1	Cable-Throttle
21	2412-31	1	Clamp-Boden
22	32144-4	10	Screw-HWH
23	321-2	1	Screw-HH
24	3256-78	3	Washer-Flat
25	77-3970	1	Spacer-Relay
26	3255-8	1	Washer-Lock

Ref. No.	Part No.	Qty.	Description
27	3296-47	1	Nut-Lock, NI
28	3296-42	1	Nut-Lock, NI
29	3255-7	1	Washer-Lock/Ext
30	48-7880	1	Nut-Hex
31	48-7890	1	Nut
32	3256-35	1	Washer-Flat



Sheet No.:11  
T-3632

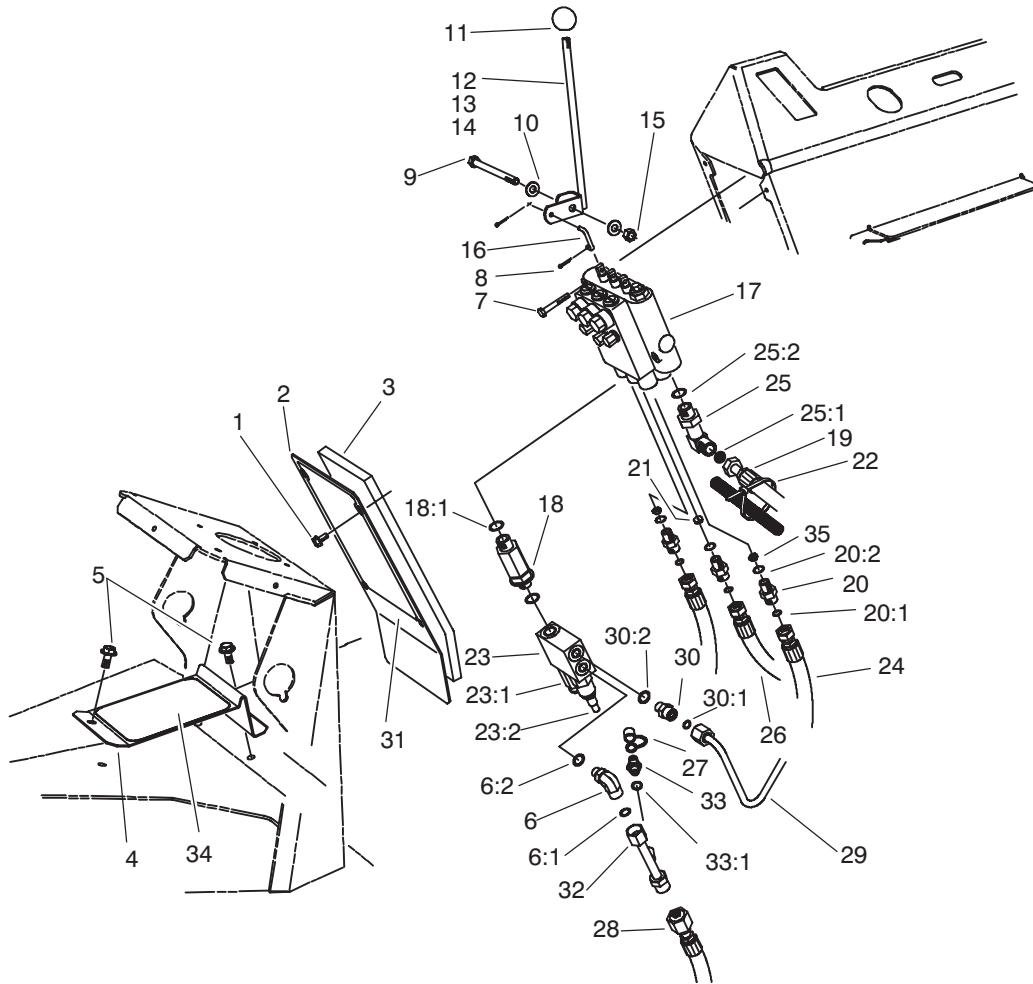
## Gage Panel Assembly

Ref. No.	Part No.	Qty.	Description
1	92-6564	1	Decal-4 Matic (only on: 30455)
2	84-1450	1	Panel-Gauges, Console
3	32151-72	2	Ring-Retaining
4	93-7483	1	Lamp-Cluster
4:1	3217-26	1	Nut-Hex
4:2	3254-1	1	Washer-Lock, Int
★4:3		1	Clamp
4:4	87-6270	4	Socket-Light
4:5	219-17	4	Bulb
5	76-9060	1	Gauge-Temperature
5:1	3219-14	6	Nut-Hex
5:2	3253-2	5	Washer-Lock/Sp
5:3	3256-14	2	Washer-Flat
6	66-2940	1	Gauge-Fuel
6:2	3254-1	2	Washer-Lock, Int
6:3	3217-27	2	Nut-Hex
6:4	3255-24	3	Washer-Lock/Ext
6:5	3217-16	3	Nut-Hex
7	93-7484	1	Cluster-Lamp
7:1	3217-26	1	Nut-Hex
7:2	3254-1	1	Washer-Lock, Int
★7:3		1	Clamp
7:4	87-6270	4	Socket-Light
7:5	219-17	4	Bulb

Ref. No.	Part No.	Qty.	Description
8	32144-4	6	Screw-HWH
9	3256-24	2	Washer-Flat
10	3250-36	2	Screw-PPH
11	63-8360	1	Key-Ignition
12	82-3750-03	1	Cover-Console
13	27-2360	1	Switch-Key
13:1	218-446	1	Nut-Hex
13:2	218-447	1	Washer-Lock
14	85-4980	1	Switch-PT O
14:1	3218-19	2	Nut-HJ
14:2	3254-20	1	Washer-Lock, Int.
15	32128-33	4	Nut-HF
16	3274-31	4	Screw-HSBH

★ Not serviced separately



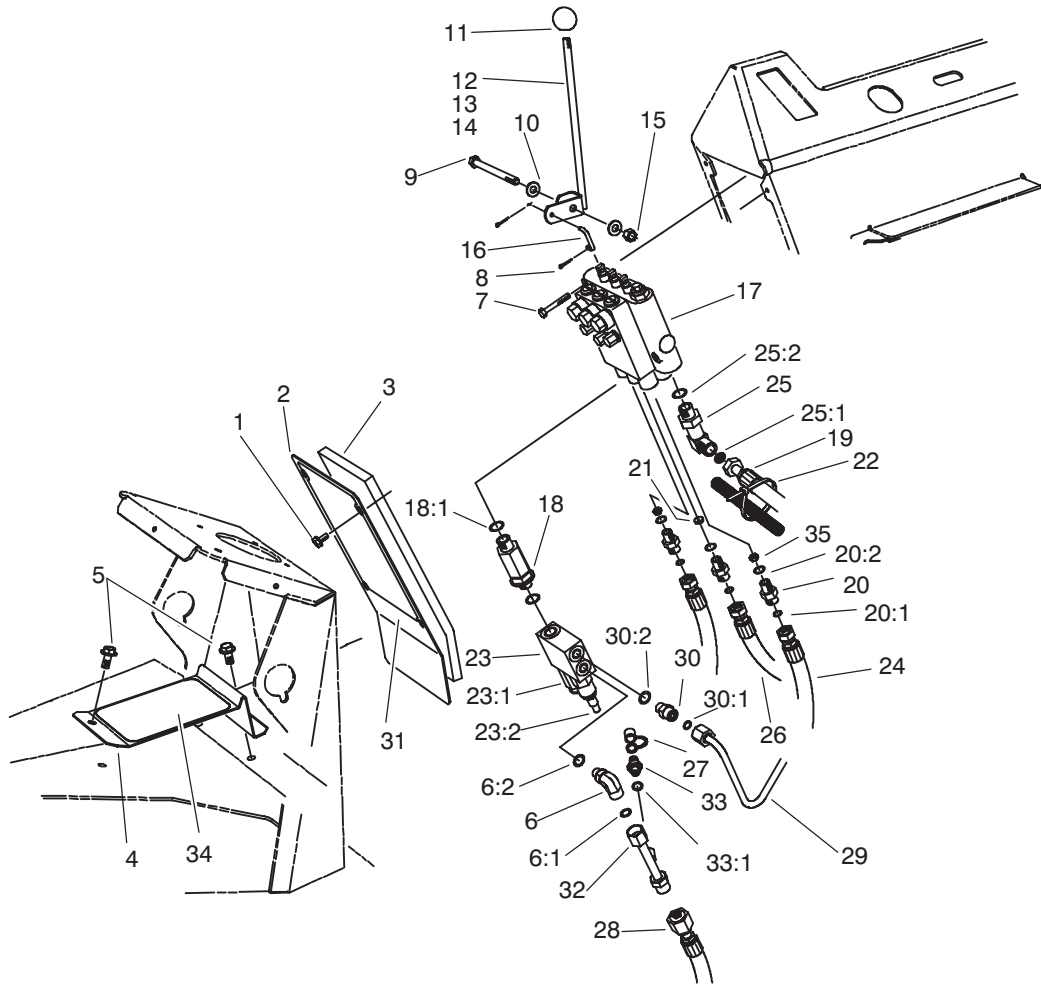


Sheet No.:12

## Lift Valve Installation Assembly

Ref. No.	Part No.	Qty.	Description
1	46-6810	4	Screw And Washer ASM
2	76-7090-03	1	Cover-Control, Front
3	76-6270	1	Strip-Foam, Panel
4	82-5300-03	1	Heel-Support
5	32144-1 1	2	Screw-TAP
6	340-99	1	Fitting-HYD, 90°
6:1	237-30	1	O-Ring
6:2	237-42	1	O-Ring
7	321-10	2	Screw-HH
8	3272-1	6	Pin-Cotter
9	323-17	1	Screw-HH
10	3256-24	2	Washer-Flat
11	233-42	3	Knob
12	74-6060	1	Lever-V valve, RH
13	74-6050	1	Lever-V valve, Center
14	69-7010	1	Lever-V valve, LH
15	3296-39	1	Nut-Lock, NI
16	69-9140	3	Link-Lever, Valve
17	92-7762	1	Control Valve ASM
18	74-5910	1	Bulkhead-Special
18:1	237-79	2	O-Ring
19	95-4354	1	Hose ASM
20	340-1	3	Adapter
20:1	237-35	1	O-Ring
20:2	237-42	1	O-Ring

Ref. No.	Part No.	Qty.	Description
21	84-6402	1	Disc-Orifice
22	3290-379	1	Tie-Cable
23	86-5440	1	Dual Wing Relief ASM
23:1	88-1520	1	Cartridge-Relief
23:2	88-1530	1	Cartridge-Relief, Differential
24	86-3190	2	Hose ASM
25	63-4090	1	Fitting
25:1	237-30	1	O-Ring
25:2	237-79	1	O-Ring
26	86-3180	1	Hose ASM
27	353-947	1	Cap-Dust, Rubber
28	86-3230	1	Hose ASM
29	86-5770	1	Relief Valve Tube ASM
30	340-2	1	Fitting-Straight, HYD
30:1	237-22	1	O-Ring
30:2	237-42	1	O-Ring
31	93-7242	1	Decal-Service, 4wd (only on: 30455)
31	93-7243	1	Decal-Service, 2wd (only on: 30450)
32	86-5760	1	Deck Return Tube ASM
33	354-77	1	Fitting-Quick
33:1	237-78	1	O-Ring

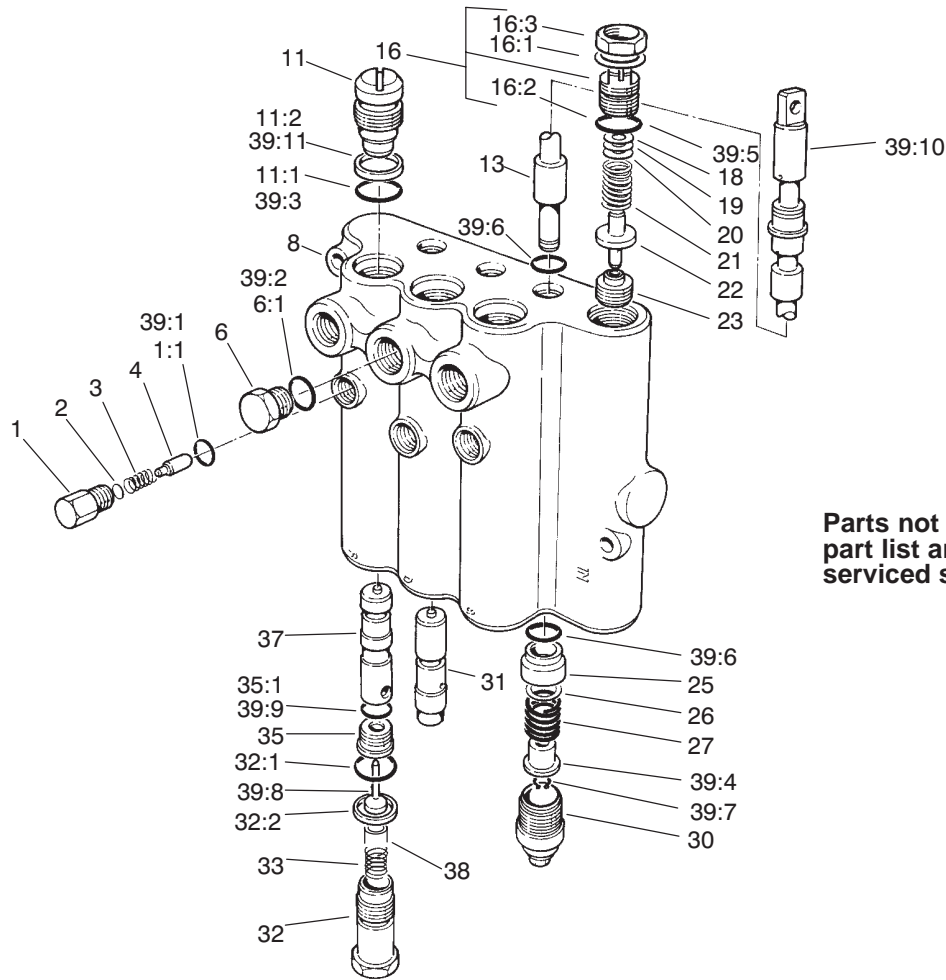


Sheet No.:12

### Lift Valve Installation Assembly (Continued)

Ref. No.	Part No.	Qty.	Description
34	76-7040	1	Pad-Foot
35	86-2501	2	Plate-Orifice

Ref. No.	Part No.	Qty.	Description
----------	----------	------	-------------



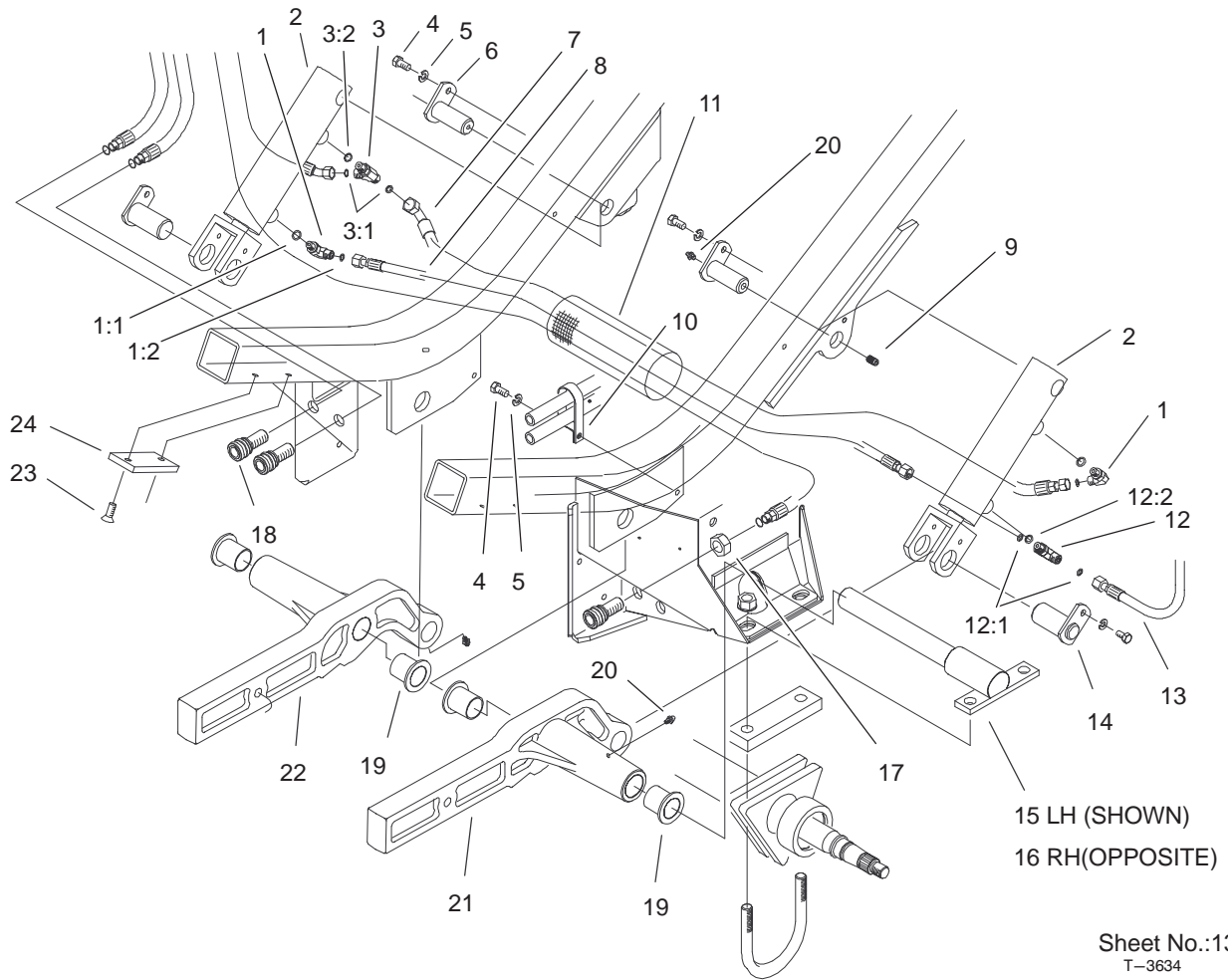
Sheet No.:A5  
T-3633

## Lift Valve Assembly No. 92-7762

Ref. No.	Part No.	Qty.	Description
1	58-6780	3	Plug
1:1	58-6790	1	O-Ring
2	60-6450	1	Disc
3	58-6760	3	Spring
4	58-6770	3	Plunger
6	353-508	3	Plug
6:1	237-42	1	O-Ring
☆8		1	Body
11	58-6350	3	Plug
11:1	60-5720	1	O-Ring
11:2	58-6370	1	Washer
☆13		3	Spool
16	69-1830	1	Plug ASM
☆16:1		1	Washer
16:2	58-6750	1	O-Ring
☆16:3		1	Nut-Lock
18	58-6470	1	Washer
19	58-6480	1	Washer
20	58-6490	1	Washer
21	92-2567	1	Spring
22	92-2568	1	Poppet
☆23		1	Seat
25	58-6400	3	Bushing
26	58-6700	3	Washer
27	58-6730	3	Spring
30	58-6420	3	Cap

Ref. No.	Part No.	Qty.	Description
31	84-6430	1	Plunger
32	92-7780	3	Plug ASM
32:1	60-5720	1	O-Ring
32:2	58-6370	1	Washer
33	92-7778	3	Spring
35	58-6330	3	Seat
35:1	58-6340	1	O-Ring
37	84-6420	2	Plunger
38	92-7779	3	Eyelet
39	60-3780	1	Seal Kit
39:1	58-6790	3	O-Ring
39:2	58-6720	3	O-Ring
39:3	60-5720	6	O-Ring
39:4	58-6310	6	Spacer
39:5	58-6750	1	O-Ring
39:6	58-6450	6	O-Ring
39:7	58-6460	3	Ring
39:8	58-6290	3	Poppet
39:9	58-6340	3	O-Ring
39:10	58-6320	3	Wiper
39:11	58-6370	1	Washer

☆ Not serviced separately

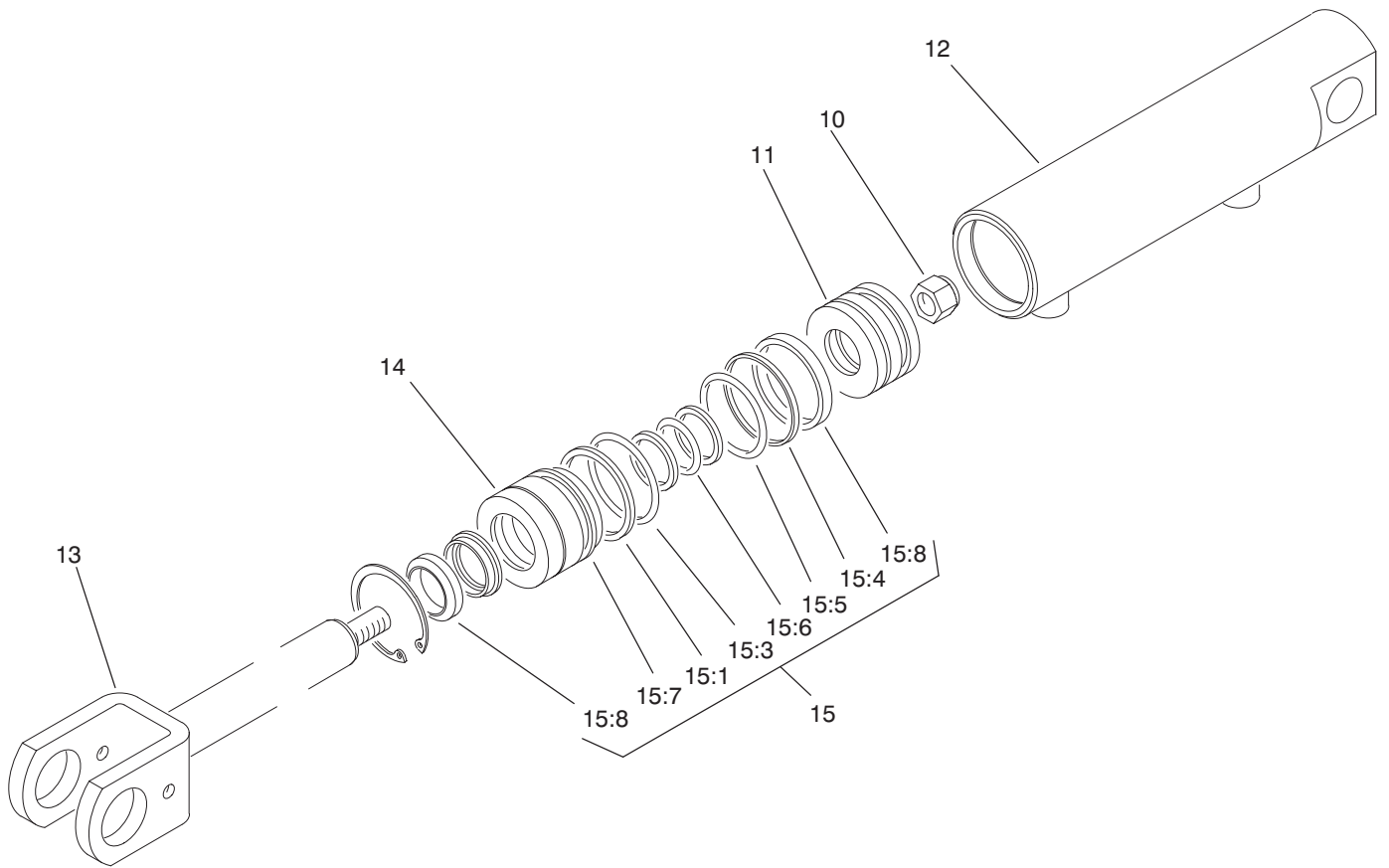


Sheet No.:13  
T-3634

## Cylinder and Lift Arm Assembly

Ref. No.	Part No.	Qty.	Description
1	340-132	2	Fitting-HYD, 90°
1:1	237-78	1	O-Ring
1:2	237-21	1	O-Ring
2	86-5580	2	HYD Cylinder ASM
3	340-140	1	Adapter-Tee
3:1	237-21	2	O-Ring
3:2	237-78	1	O-Ring
4	322-2	5	Screw-HH
5	3253-4	5	Washer-Lock
6	106-7171	2	Pin Pivot ASM
7	86-3160	1	Hose ASM
8	86-3200	1	Hose ASM
9	3247-4	2	Screw-Set
10	2412-137	1	Clamp-Tube
11	70-1380	1	Sleeve-Protective
12	340-125	1	Adapter
12:1	237-21	2	O-Ring
12:2	237-78	1	O-Ring
13	86-3170	1	Hose ASM
14	88-1190	2	Pin-Pivot
15	86-2790-03	1	Pin-Pivot, LH
16	88-1200-03	1	Pin-Pivot, RH
17	3220-7	3	Nut-Jam
18	86-5450	3	Coupler
19	68-6480	4	Bushing-Flange
20	302-5	6	Fitting-Grease

Ref. No.	Part No.	Qty.	Description
21	84-0730-03	1	Arm-Lift, LH
22	86-5890-03	1	Arm-Lift, RH
23	32108-58	4	Screw-FH
24	69-9300	2	Pad-Bumper



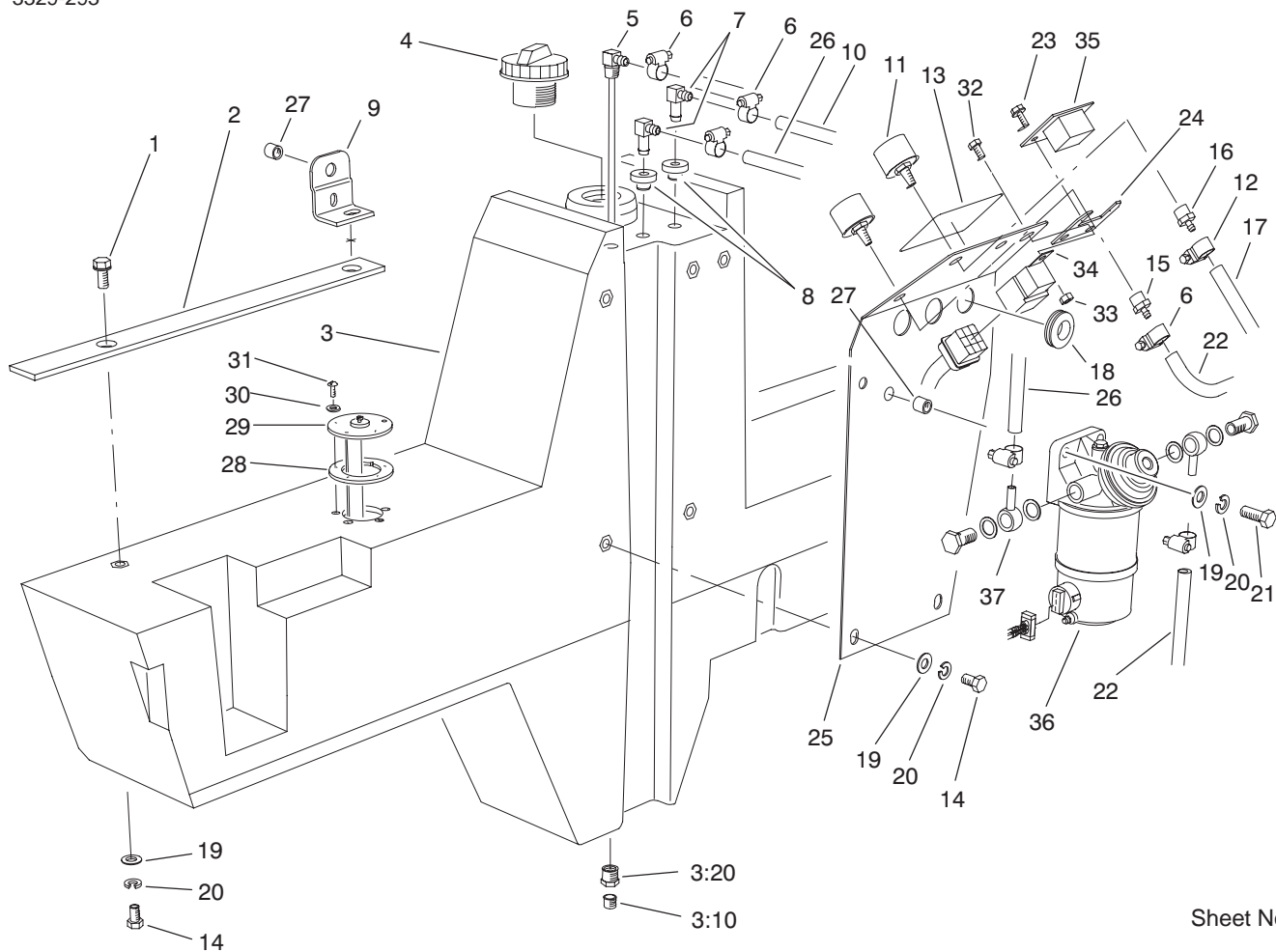
Sheet No.:A6  
T-3635

## Hydraulic Cylinder Assembly No. 86-5580

Ref. No.	Part No.	Qty.	Description
10	88-3590	1	Nut-Lock
11	88-3600	1	Piston
12	88-3610	1	Barrel ASM
13	88-3620	1	Rod ASM
14	88-3630	1	Head-Ring, Snap
15	88-3640	1	Seal Kit
☆15:1		1	Ring-Wear
☆15:2		1	Ring-Piston
☆15:3		1	Seal-O-Ring
☆15:4		2	Ring-Back-Up
☆15:5		1	Seal-O-Ring
☆15:6		1	Seal-O-Ring
☆15:7		1	Head
☆15:8		1	Seal-U-Cup

Ref. No.	Part No.	Qty.	Description

☆ Not serviced separately



Sheet No.:14

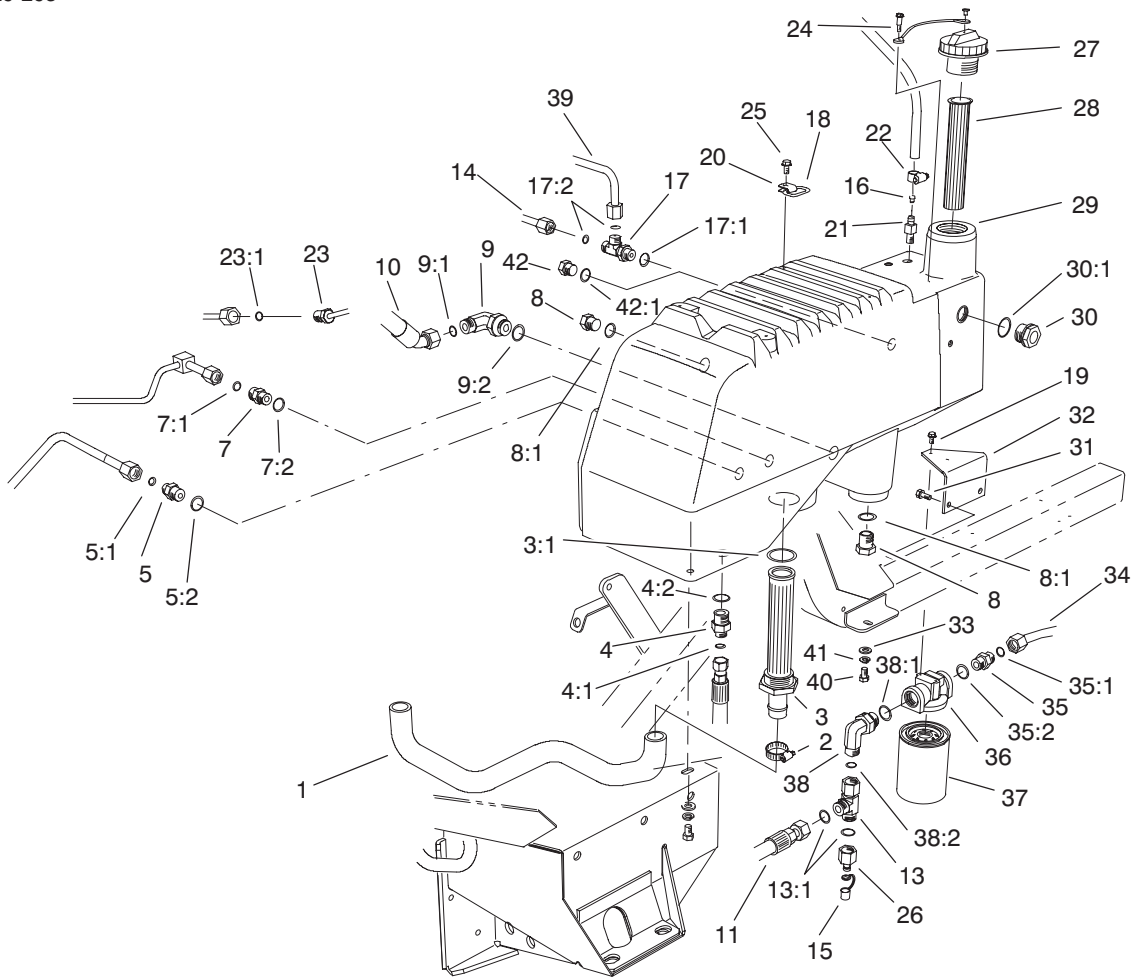
## Fuel Tank Assembly

Ref. No.	Part No.	Qty.	Description
1	3234-12	2	Screw-HHF
2	76-9790	1	Foam-Tank, Fuel
3	74-5580	1	Tank-Fuel
3:10	285-22	1	Plug-Pipe
3:20	2812-1	1	Bushing-Pipe
4	93-3102	1	Cap-Fuel
5	76-6600	1	Pipe-Stand
6	2412-108	6	Clamp-W orm
7	46-6550	2	Fitting-HYD, 90°
8	46-6560	2	Bushing
9	106-1018	1	Bracket-Cover
10	63-7627	1	Hose-Fuel
11	68-6150	2	Breather
12	2412-36	1	Clamp-Hose
13	76-8780	1	Decal-Caution, Fuel
14	323-4	7	Screw-HH
15	354-95	1	Fitting-Female, Barbed
16	354-94	1	Fitting-Female, Barbed
17	74-9122	1	Hose-Overflow, Radiator
18	240-6	3	Grommet-Rubber
19	3256-24	9	Washer-Flat
20	3253-21	9	Washer-Lock
21	323-7	2	Screw-HH

Ref. No.	Part No.	Qty.	Description
22	63-7622	2	Hose-Fuel
23	32144-18	2	Screw-HH
24	94-5614-03	1	Bracket-Meter, Hour
25	76-6590-03	1	Plate-Tank, Fuel
26	63-7626	1	Hose-Fuel
27	32148-9	3	Insert-Nut
28	62-7650	1	Gasket
29	106-1014	1	Sender-Fuel
30	3253-15	5	Washer-Lock/Sp
31	32122-24	5	Screw-Pth
32	321-3	2	Screw-HH
33	3296-42	2	Nut-Lock, NI
34	70-1480	1	Relay
35	75-6820	1	Hourmeter
36	76-5300	1	Fuel Filter ASM
37	76-5190	2	Fitting-Adjustable







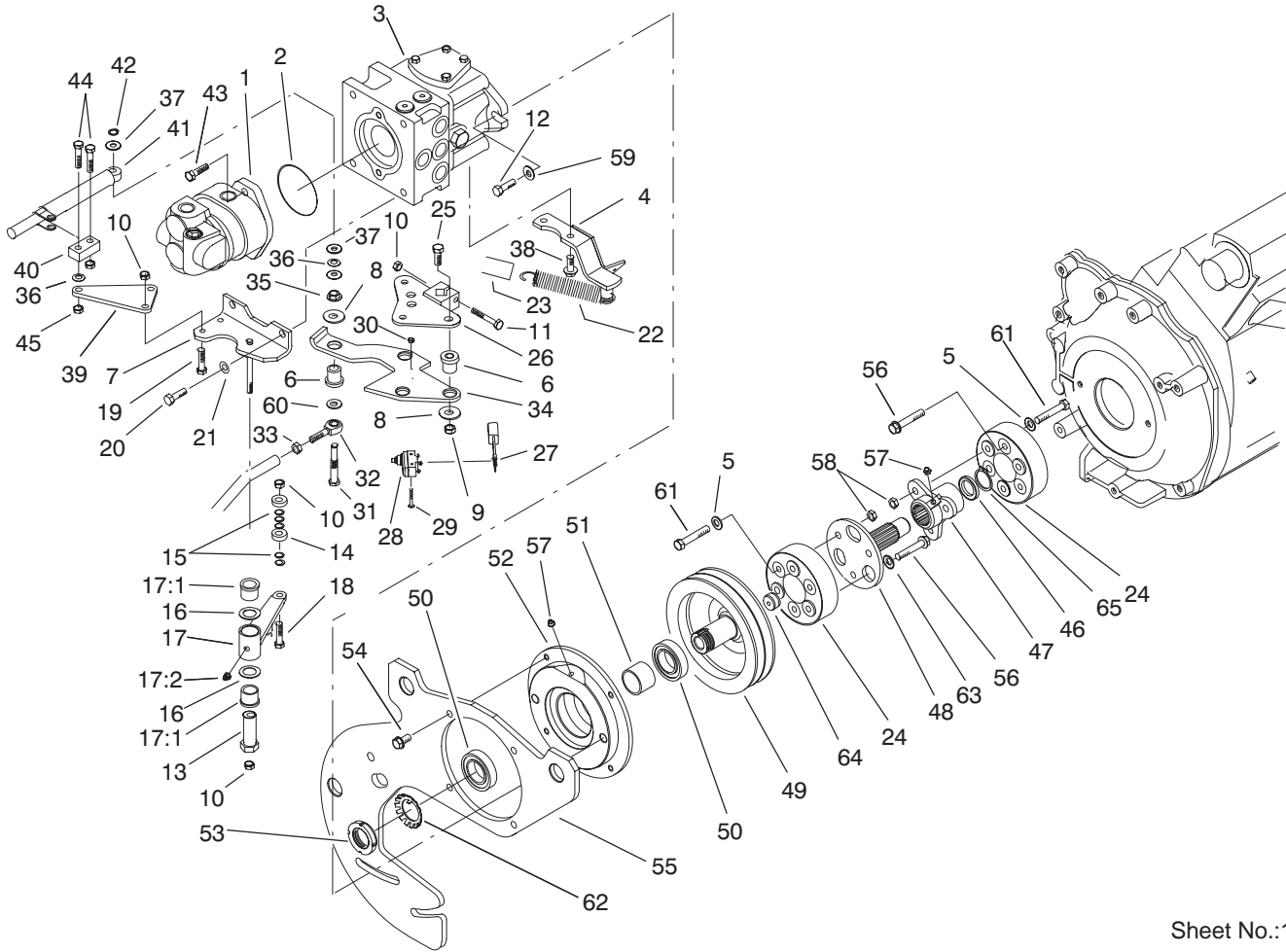
Sheet No.:15

## Hydraulic Reservoir Assembly

Ref. No.	Part No.	Qty.	Description
1	104-0157	1	Hose-Suction
2	2412-34	1	Clamp-Hose
3	104-7546	1	Strainer-Tank
3:1	340-136	1	O-Ring
4	340-141	1	Fitting
4:1	237-22	1	O-Ring
4:2	237-80	1	O-Ring
5	340-6	1	Fitting-HYD, Straight
5:1	237-30	1	O-Ring
5:2	237-80	1	O-Ring
7	340-4	1	Adapter
7:1	237-30	1	O-Ring
7:2	237-79	1	O-Ring
8	353-551	2	Plug-HH
8:1	237-80	1	O-Ring
9	340-17	1	Fitting-HYD, 90°
9:1	237-65	1	O-Ring
9:2	237-80	1	O-Ring
10	86-3150	1	Hose ASM
11	86-5500	1	Hose ASM
13	340-147	1	Fitting-HYD, Tee
13:1	237-65	2	O-Ring
14	74-6230	1	Tube ASM (only on: 30455)
15	353-947	1	Cap-Dust, Rubber
16	74-4080	1	Orifice

Ref. No.	Part No.	Qty.	Description
17	340-109	1	Fitting-HYD, Tee (only on: 30455)
17:1	237-79	1	O-Ring (only on: 30455)
17:2	237-30	2	O-Ring (only on: 30455)
18	249-49	4	D-Ring
19	3234-13	2	Screw-HHF
20	76-9950	4	Bracket-Ring
21	354-103	1	Hose-Male, Barbed
22	2412-36	1	Clamp-Hose
23	94-8298	1	Oil Cooler Tube ASM
23:1	237-30	1	O-Ring
24	57-5420	1	Screw-Shoulder
25	32144-4	4	Screw-HWH
26	86-5860	1	Nipple
27	93-7160	1	Cap-Oil, HYD
28	61-2790	1	Filter-Screen
29	104-0164	1	Reservoir-HYD
30	69-1 170	1	Glass-Sight
30:1	237-81	1	O-Ring
31	32144-1 1	2	Screw-TAP
32	92-5840-03	1	Bracket-Mounting, Filter
33	240-1 1	3	Grommet-Mount, Tank





Sheet No.:16

## Hydraulic Pump Installation Assembly

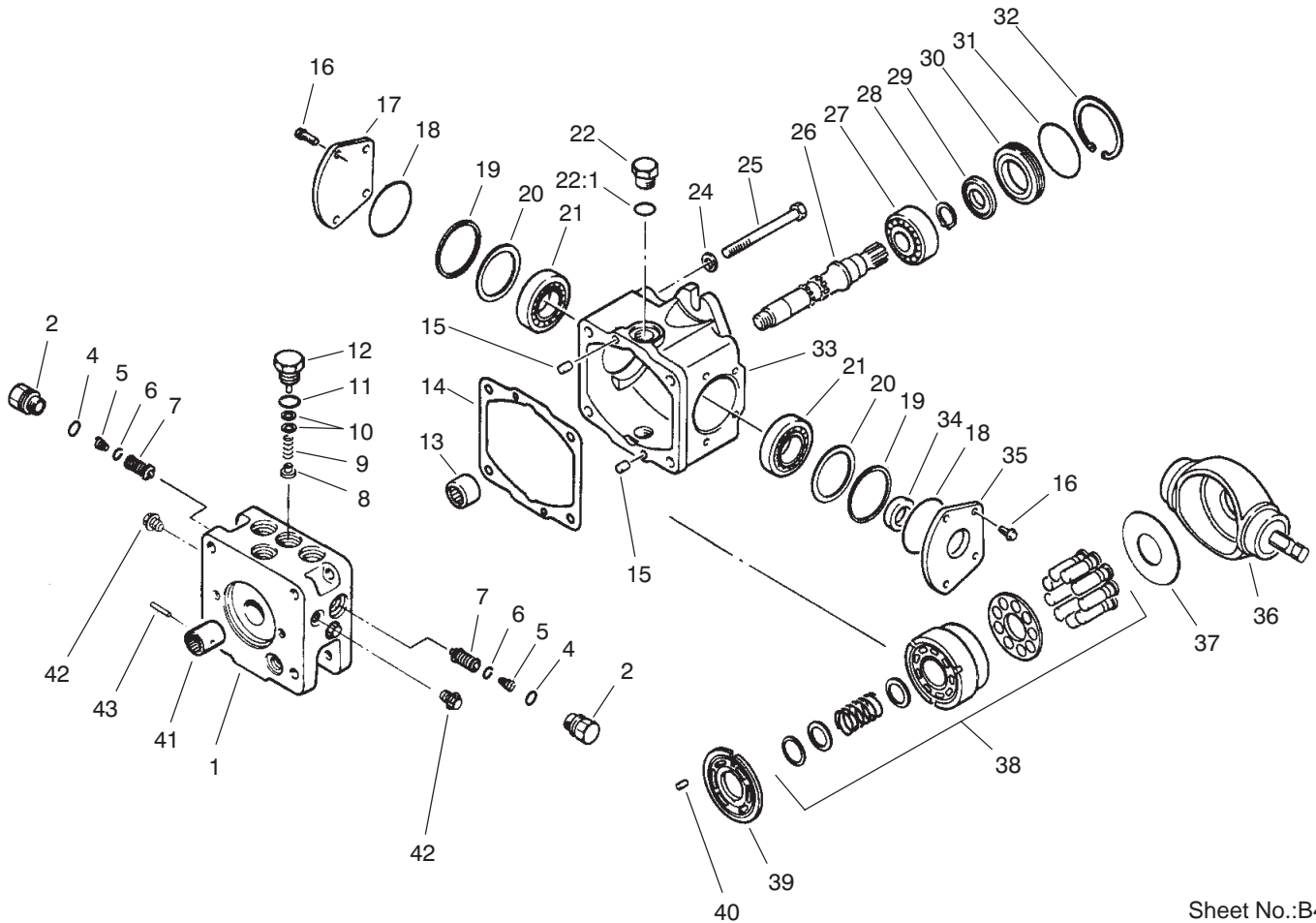
Ref. No.	Part No.	Qty.	Description
1	94-8297	1	Gear Pump ASM
2	237-161	1	O-Ring
3	86-5590	1	Pump ASM
4	84-1380-03	1	Anchor-Spring
5	3256-24	6	Washer-Flat
6	63-9751	4	Mount
7	95-4352-03	1	Bracket-Neutral
8	63-8410	4	Washer
9	3296-59	3	Nut-Lock, NI
10	3296-29	5	Nut-Lock, NI
11	322-10	1	Screw-HH
12	3213-2	2	Screw-HH
13	76-8640	1	Stud-T raction
14	251-307	2	Bearing-Ball
15	75-5470	5	Spacer-Bearing
16	3-6498	2	Washer-Thrust
17	92-2581	1	Neutral Switch Arm ASM
17:1	256-1 13	2	Bushing-Flange
17:2	302-5	1	Fitting-Grease
18	322-7	1	Screw-HH
19	322-5	2	Screw-HH
20	324-4	2	Screw-HH
21	3253-6	2	Washer-Lock
22	76-9430-03	1	Spring-Extention
23	84-1480	1	Hose-Dampener

Ref. No.	Part No.	Qty.	Description
24	86-3040	2	Coupler-Line, Drive
25	323-29	3	Screw-HH
26	82-5180-03	1	Control-Pump
27	86-3020	1	Wire-Switch, Neutral
28	29-6163	1	Switch-Micro
29	3249-1 1	2	Screw
30	3296-9	2	Nut-Lock, NI
31	82-5280	1	Shaft-Pivot
32	2411-36	1	Bearing-End, Rod
33	3220-3	1	Nut-Jam
34	88-1470-03	1	Plate-Control, Pump
35	3290-357	1	Nut-HHF
36	3290-477	2	Washer-Curved
37	3256-71	3	Washer-Flat
38	32144-26	2	Screw-Flow
39	95-4351-03	1	Plate-Pivot
40	76-9760	1	Damper-Pivot
41	76-8870	1	Lever Damper ASM
42	32151-73	1	Ring-Clip
43	323-7	2	Screw-HH
44	322-6	2	Screw-HH
45	3296-47	2	Nut-Lock, NI
46	253-43	1	Seal-Oil
47	84-1330-03	1	Hub-Splined
48	84-1030-03	1	Shaft-Drive
49	84-0170-03	1	Pulley-PTO







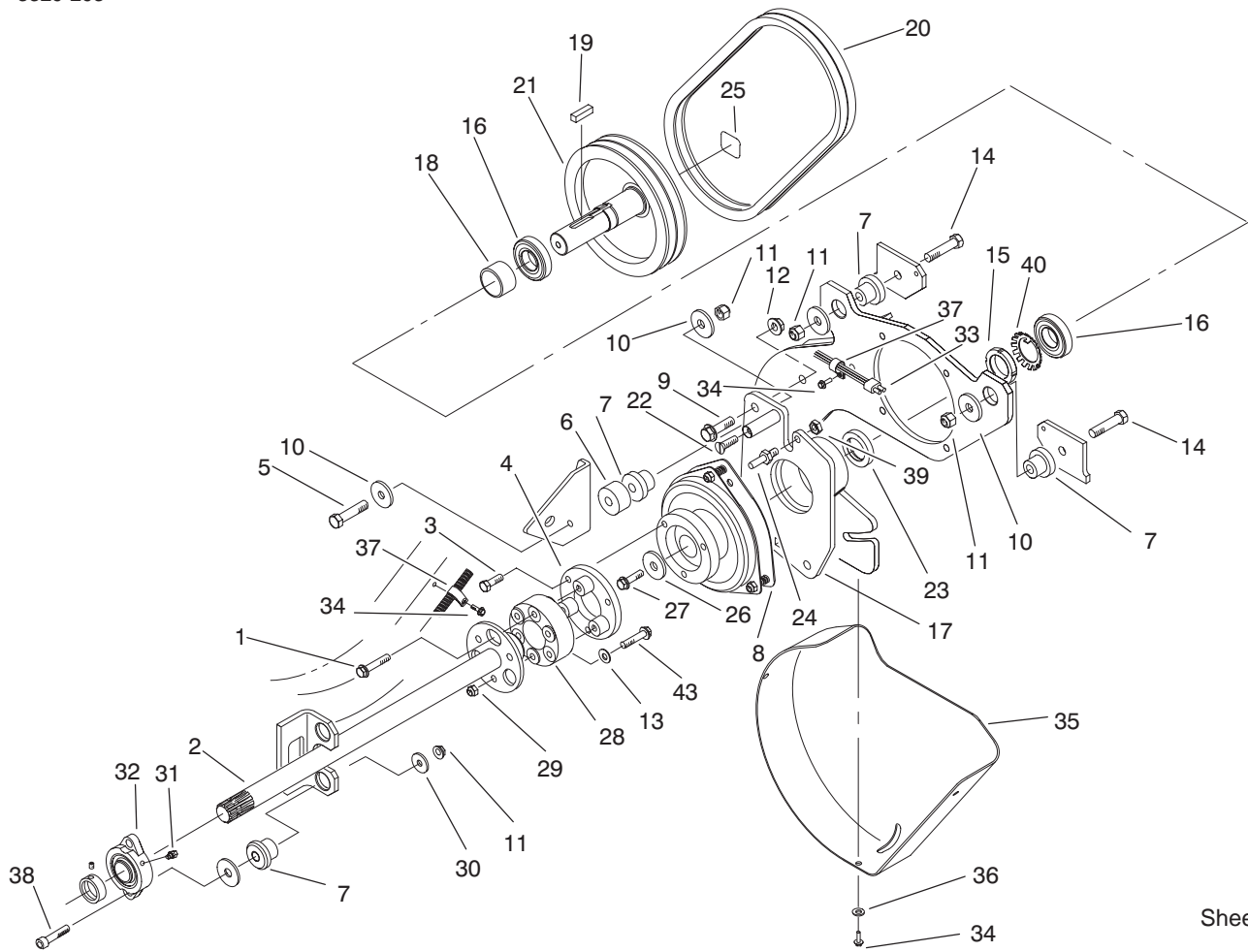


Sheet No.:B4  
T-3637

## Traction Pump Assembly No. 86-5590

Ref. No.	Part No.	Qty.	Description
1	92-1354	1	Cap-End
2	92-1355	2	Plug-Special
4	75-0240	2	O-Ring
5	75-0140	2	Spring-Conical
6	84-0550	2	Ring-Retaining
7	92-1356	2	Valve-Screw
8	84-0480	1	Poppet-Relief, Charge
9	84-0490	1	Spring-Compression
10	92-1353	1	Shim Kit
11	28-3570	1	O-Ring
12	84-0500	1	Charge Relief Plug ASM
13	75-0500	1	Bearing-Needle
14	84-0210	1	Gasket-Cap, End
15	75-0480	2	Pin
16	84-0460	8	Screw-HWHTF
17	84-0440	2	Cover-T runnion
18	84-0430	4	O-Ring
19	84-0270	4	Spacer-T runnion
20	84-0570	4	Shim-T runnion, Composite
21	84-0260	4	Bearing-Roller, Tapered
22	353-551	3	Plug-HH
22:1	237-80	1	O-Ring
24	84-0360	8	Washer

Ref. No.	Part No.	Qty.	Description
25	84-0330	8	Screw-HH
26	84-0300	1	Shaft-Pump
27	84-0310	1	Bearing-Ball
28	84-0320	1	Ring-Retaining
29	84-0400	1	Seal-Lip
30	84-0410	1	Carrier-Seal
31	28-3520	1	O-Ring
32	84-0380	2	Ring-Retaining, Int.
33	84-0240	1	Housing-Pump
34	84-0470	2	Seal-Lip
35	84-0450	1	Cover-T runnion
36	84-0250	1	Swashplate-V ariable
37	75-0400	1	Plate-Thrust
38	75-0470	1	Cylinder Block Kit
39	84-0280	1	Plate-V alve, RH
40	75-0510	1	Pin
41	92-1358	1	Coupling-9 Tooth
42	92-1352	3	Plug
43	92-1357	1	Pin

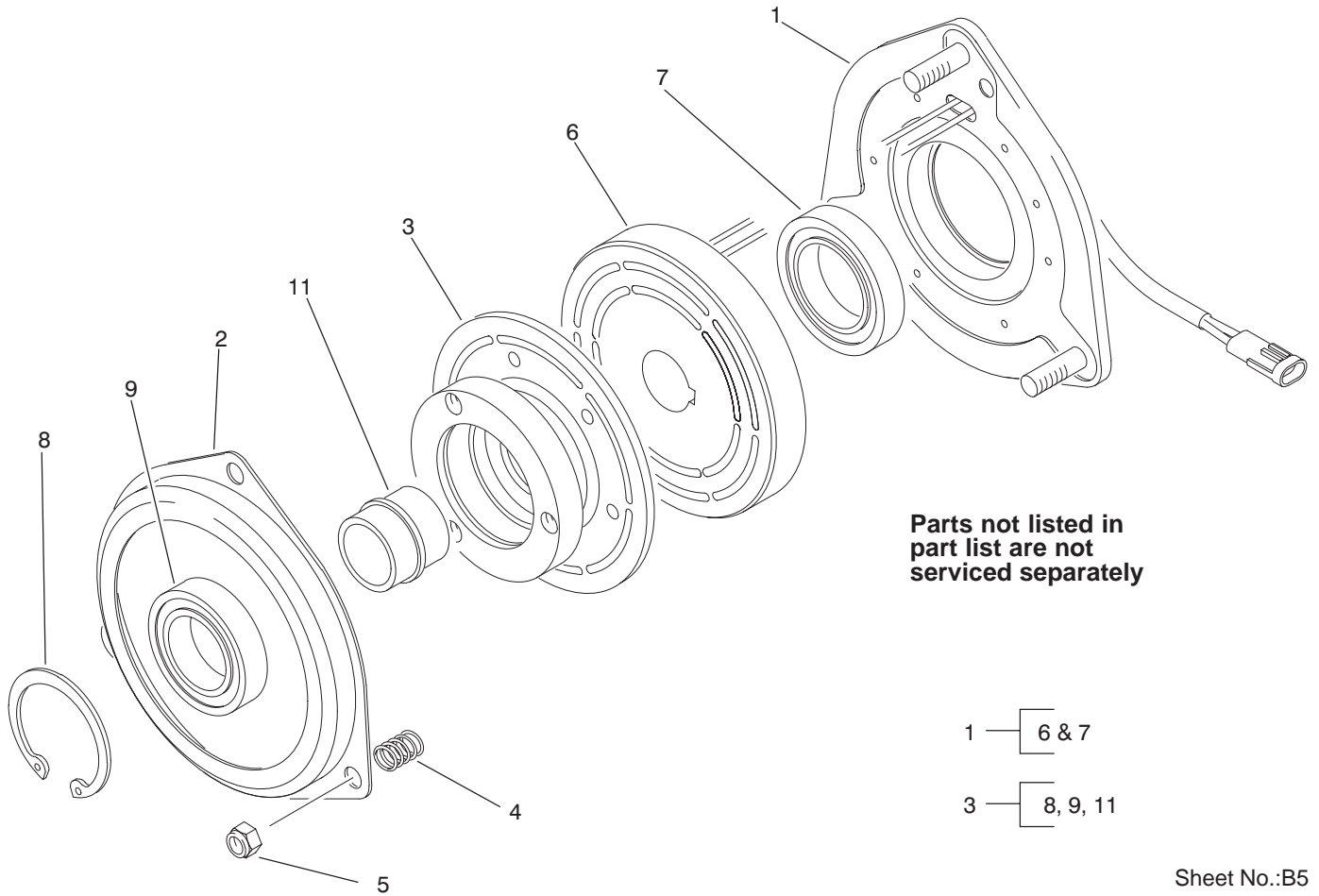


Sheet No.:17

## Deck Drive Component Assembly

Ref. No.	Part No.	Qty.	Description
1	100-2592	3	Screw-HHF
2	84-1320-03	1	Shaft-PT O
3	33115-030	3	Screw-HH
4	104-2350-03	1	Adapter-Clutch
5	325-14	1	Screw-HH
6	84-1570	1	Spacer-Plate
7	84-1550	5	Mount-Rubber
8	98-7250	1	PTO Clutch ASM
9	3234-22	3	Screw-HHF
10	84-1560	4	Washer-Thrust
11	3296-25	5	Nut-Lock, NI
12	32128-49	3	Nut-HHF
13	3256-24	3	Washer-Flat
14	325-9	2	Screw-HH
15	88-1450	1	Locknut-Bearing
16	251-310	2	Bearing-Ball
17	92-5818-03	1	Housing
18	88-1 140	1	Spacer-Bearing, Lower
19	84-1540	1	Key-Clutch
20	88-1 170	1	V-Belt (Matched Set)
21	84-0180-03	1	Pulley-Lower
22	88-1510	1	Screw-Special
23	106-1004	1	Spacer-Clutch
24	92-5817	1	Pin-Stop, Clutch
25	88-8950	1	Decal-Warning

Ref. No.	Part No.	Qty.	Description
26	84-1580	1	Washer-Clutch
27	3234-19	1	Screw-HHF
28	86-3040	1	Coupler-Line, Drive
29	3296-39	3	Nut-Lock, NI
30	86-1990	4	Washer
31	302-60	1	Fitting-Grease
32	86-5620	1	Bearing-Ball, 2 Bolt Flange
33	104-7414	1	Main Wire Harness ASM
34	32144-1 1	5	Screw-TAP
35	88-1280	1	Cover-Belt, Lower
36	3256-70	3	Washer-Flat
37	2412-109	2	Clip-J
38	3274-71	2	Screw-HSH
39	3296-47	1	Nut-Lock, NI
40	88-1460	1	Washer-Lock
43	323-45	3	Screw-HH

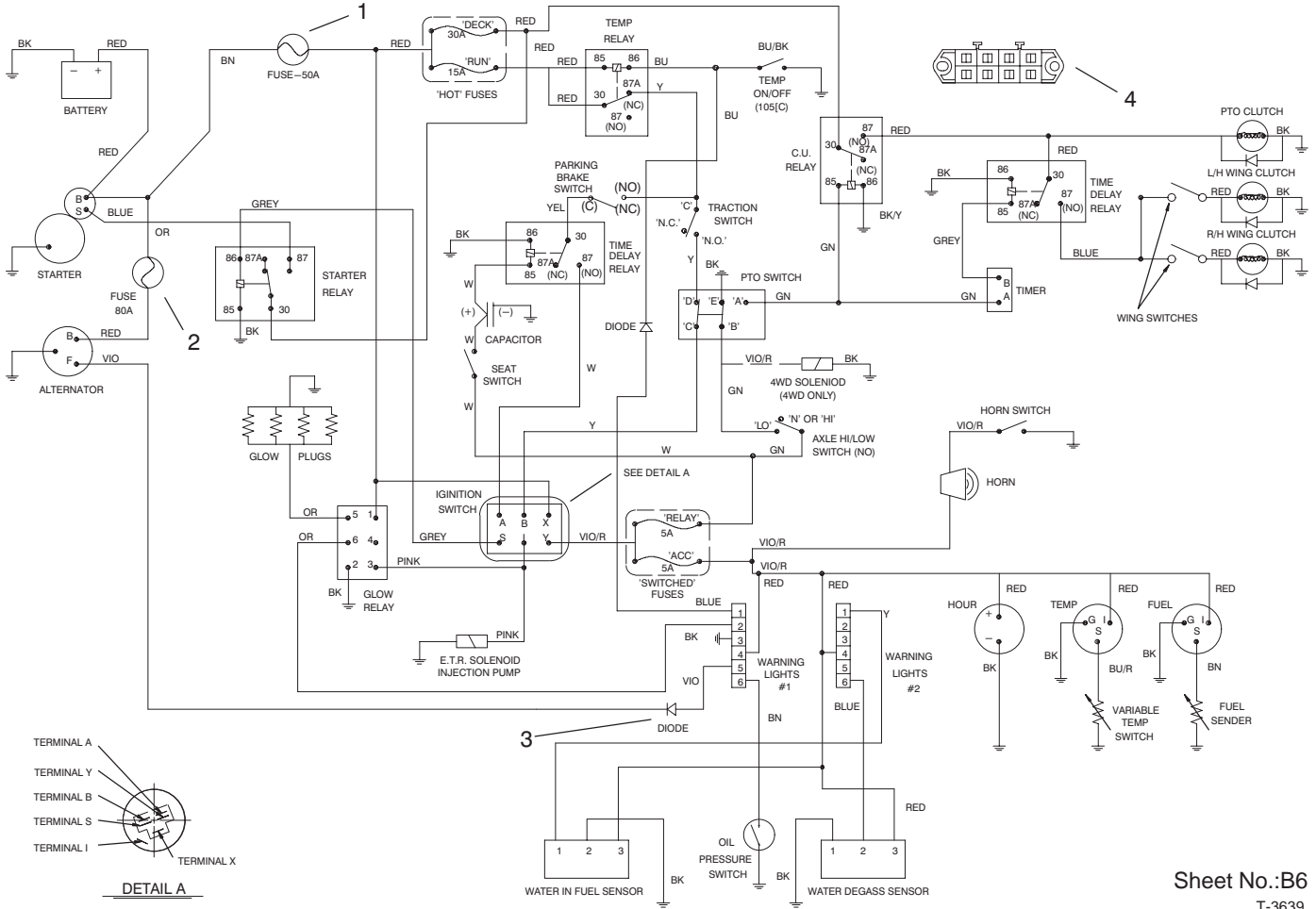


Sheet No.:B5  
T-3638

## Clutch Assembly No. 98-7250

Ref. No.	Part No.	Qty.	Description
1	88-1610	1	Field & Rotor ASM
2	88-1370	1	Plate-Brake
3	98-7253	1	Armature ASM
4	44-8320	3	Spring
5	3296-6	3	Nut-Lock, NI

Ref. No.	Part No.	Qty.	Description

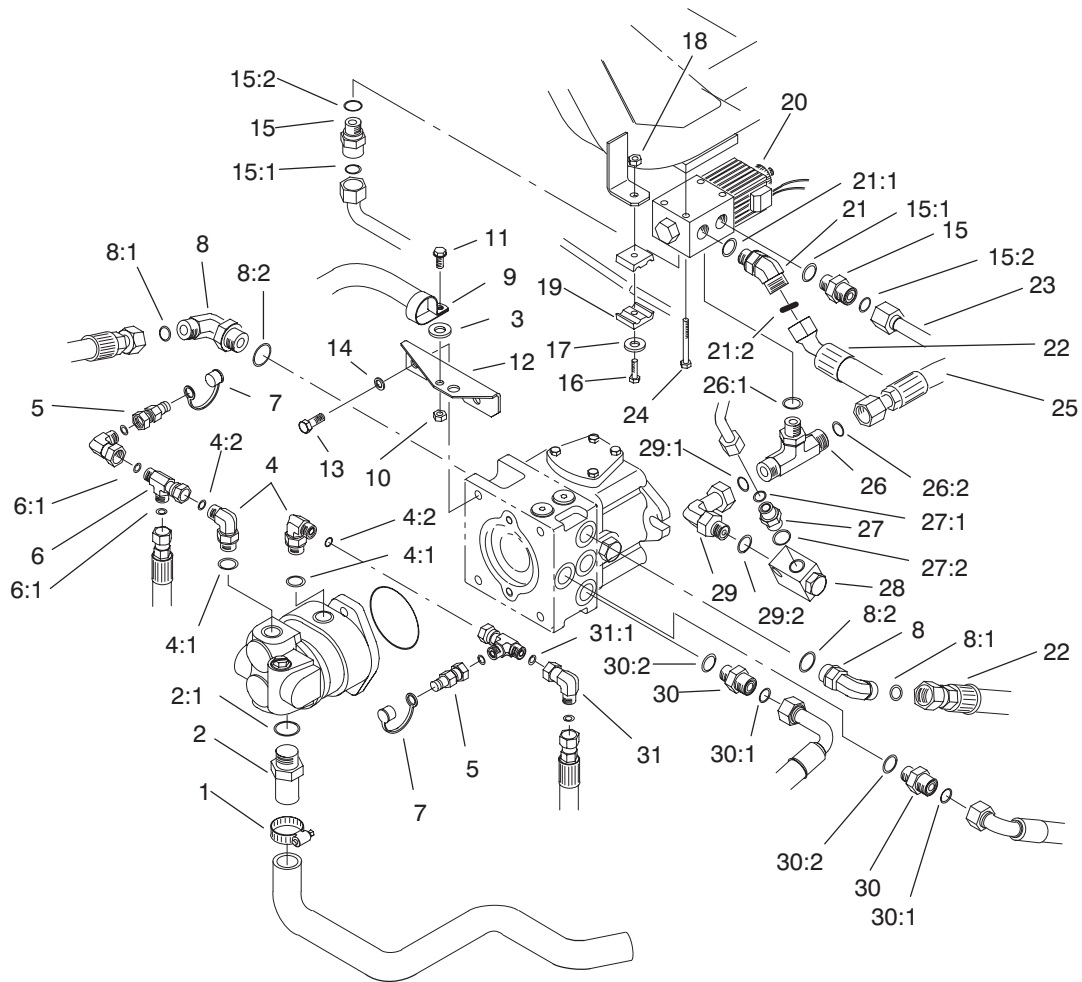


Sheet No.:B6  
T-3639

## Electrical Schematic Main Wire Harness Assembly No. 104-7414

Ref. No.	Part No.	Qty.	Description
1	94-8002	1	Fuse-Blade
2	94-8001	1	Fuse-80 Amp
3	86-7470	2	Diode ASM
4	67-7160	1	Block-Fuse

Ref. No.	Part No.	Qty.	Description



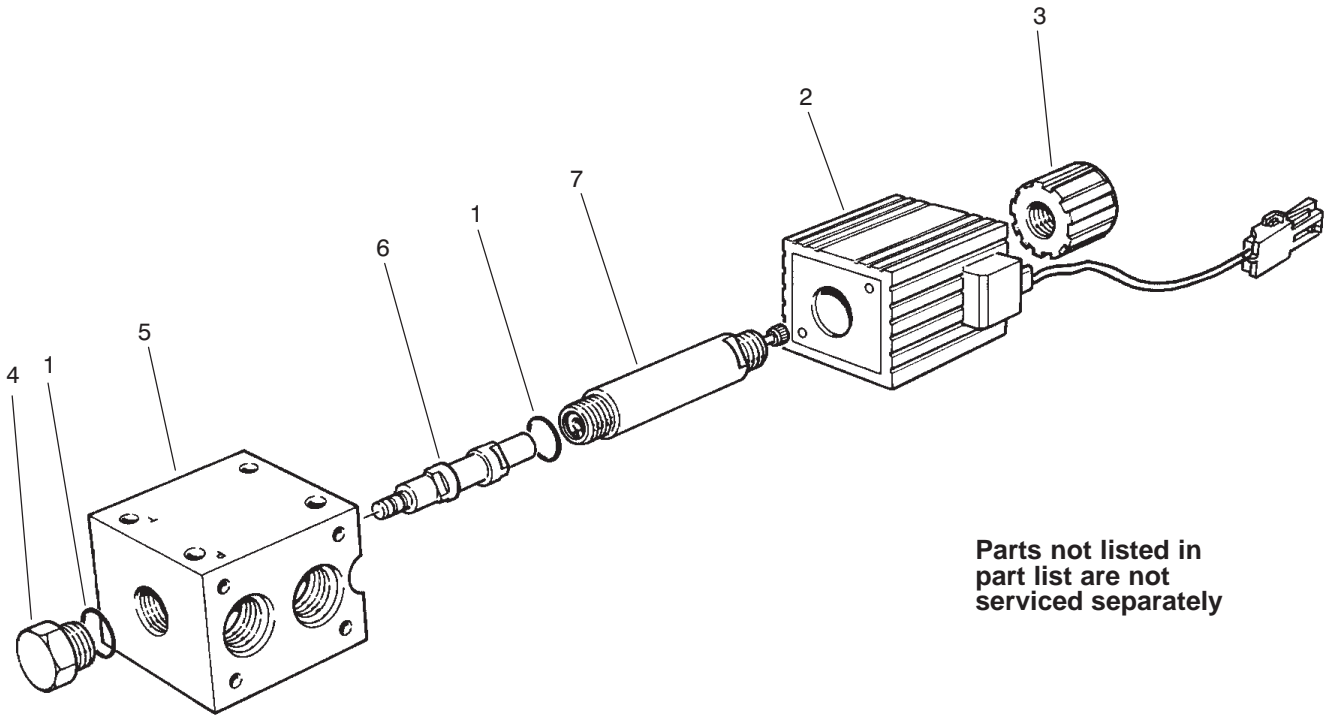
Sheet No.:18

## Hydraulic Pump Fitting Assembly

Ref. No.	Part No.	Qty.	Description
1	2412-34	1	Clamp-Hose
2	95-4356	1	Fitting
2:1	237-71	1	O-Ring
3	80-7730	1	Spacer
4	340-18	2	Fitting-HYD, 90°
4:1	237-79	1	O-Ring
4:2	237-22	1	O-Ring
5	86-5480	2	Nipple-Test
6	340-1 15	2	Fitting-Tee
6:1	237-22	2	O-Ring
7	354-79	2	Cap-Dust
8	340-17	2	Fitting-HYD, 90°
8:1	237-65	1	O-Ring
8:2	237-80	1	O-Ring
9	2412-104	1	R-Clamp
10	32128-20	1	Nut-HF
11	322-5	1	Screw-HH
12	88-1290-03	1	Bracket-Rod, Seat
13	324-4	2	Screw-HH
14	3253-6	2	Washer-Lock
15	340-155	2	Fitting-HYD (only on: 30455)
15:1	237-79	1	O-Ring (only on: 30455)
15:2	237-151	1	O-Ring (only on: 30455)

Ref. No.	Part No.	Qty.	Description
16	322-6	1	Screw-HH
17	3256-71	1	Washer-Flat
18	3296-47	1	Nut-Lock, NI
19	56-7973	2	Clamp-Tube
20	76-9970	1	4wd Valve ASM (only on: 30455)
21	340-55	1	Fitting-HYD, 45° (only on: 30455)
21:1	237-79	1	O-Ring (only on: 30455)
21:2	237-65	1	O-Ring (only on: 30455)
22	92-5828	1	Hose ASM (only on: 30455)
23	86-2770	1	4wd Tube ASM (only on: 30455)
24	321-15	2	Screw-HH (only on: 30455)
25	86-2710	1	Hose ASM (only on: 30455)
26	340-157	1	Fitting-HYD (only on: 30455)
26:1	237-79	1	O-Ring (only on: 30455)
26:2	237-30	2	O-Ring (only on: 30455)





Sheet No.:B9  
T-3640

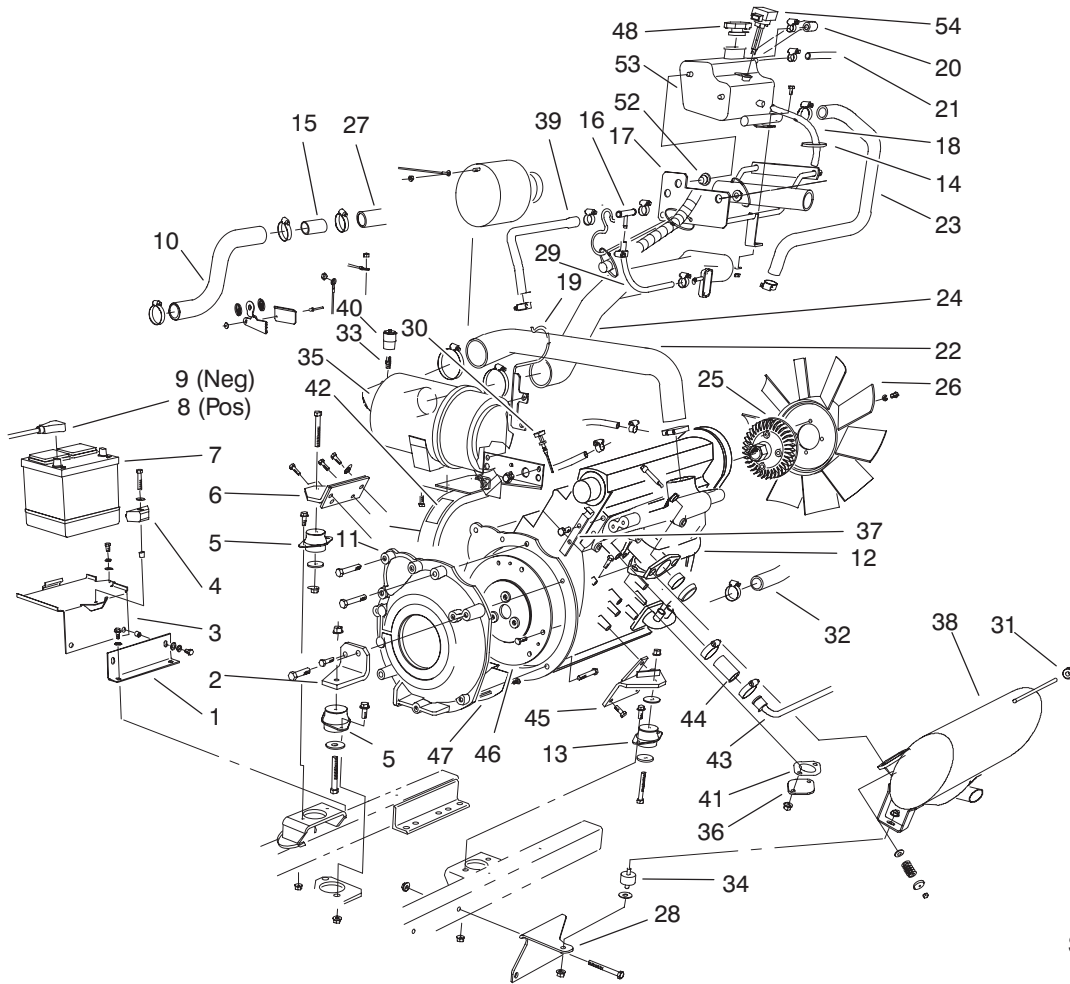
### Solenoid Valve Assembly No. 76-9970 (only on: 30455)

Ref. No.	Part No.	Qty.	Description
1	237-80	2	O-Ring
2	218-591	1	Coil ASM
3	218-592	1	Nut-Coil
☆4		1	Adapter ASM
☆5		1	Valve-Directional
☆6		1	Spool
☆7		1	Tube ASM

Ref. No.	Part No.	Qty.	Description

☆ Not serviced separately



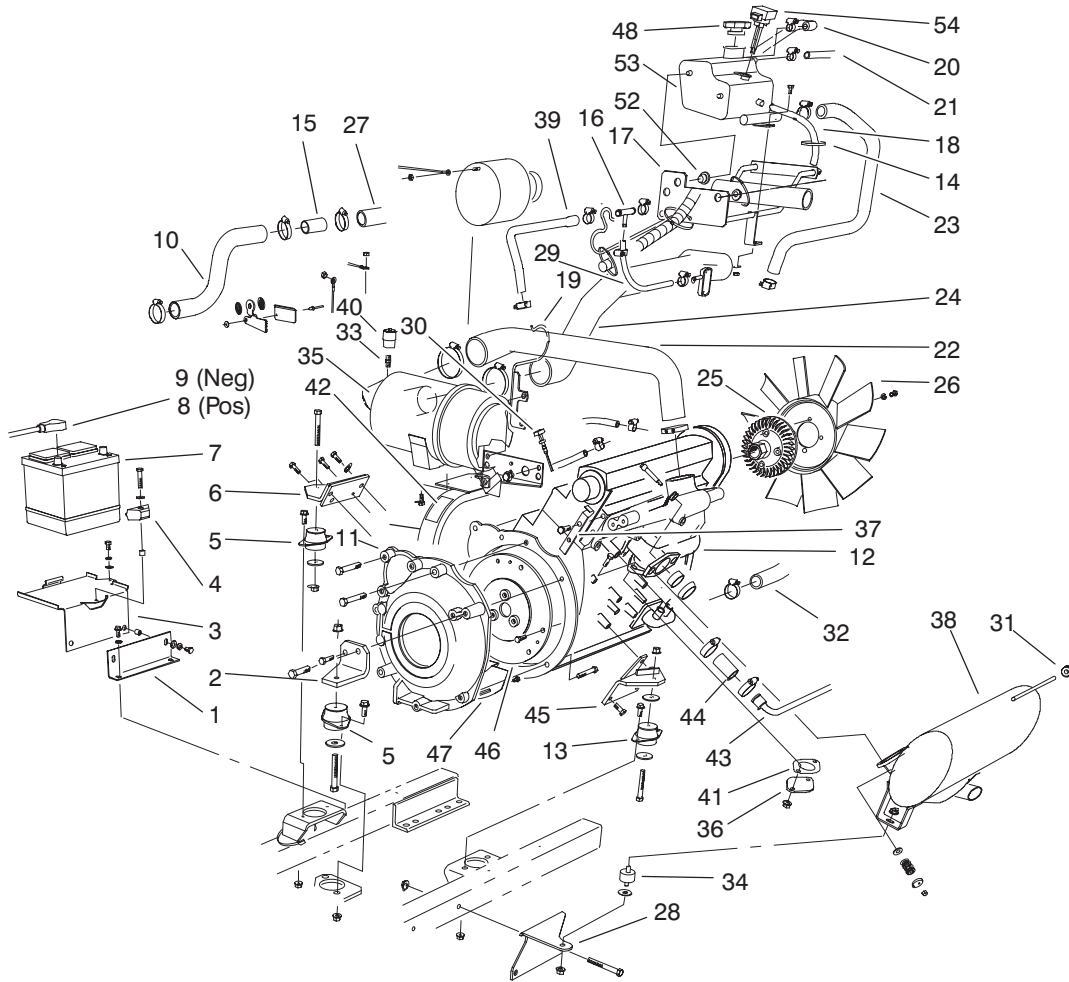


Sheet No.:20

## Engine Assembly

Ref. No.	Part No.	Qty.	Description
1	76-4310-03	1	Support-Base, Battery
2	74-5470-03	1	Mount-Engine, LH
3	76-6500-03	1	Base-Battery
4	66-2490	1	Retainer-Battery
5	53-9681	2	Mount-Engine
6	76-4120-03	1	Mount-Engine, RH
7	93-3220	1	Battery
8	74-9080	1	Cable-Battery, Positive
9	74-9090	1	Cable-Battery, Negative
10	94-1418	1	Hose-Radiator, Upper
11	84-0760-03	1	Adapter-Pump
12	100-3794	1	Engine ASM
13	53-9682	1	Support-Engine, Rubber
14	3290-378	2	Tie-Cable
15	93-7594	1	Spacer
16	93-4207	1	Fitting-T ee, Hose
17	93-7229-03	1	Support-Degassing
18	55-4130	1	Hose-Fuel
19	94-8003-03	1	Wireform-Hose
20	93-7788	1	Hose-Return
21	94-5625	1	Hose-Overflow, Radiator
22	93-7223	1	Hose-Intake

Ref. No.	Part No.	Qty.	Description
23	94-5604	1	Hose-Overflow
24	93-7224	1	Hose-Cleaner, Air
25	74-5520	1	Clutch-Fan
26	74-3650	1	Fan
27	93-7221	1	Hose-Radiator, Upper Rear
28	93-7245-03	1	Bracket-Support
29	63-7622	1	Hose-Fuel
30	93-9175	1	Dipstick
31	94-2812	1	Grommet
32	74-6020	1	Hose-Radiator, Lower
33	94-1416	1	Indicator Adapter ASM
34	94-5608	1	Mount-Rubber
35	100-2597	1	Air Filter ASM
36	92-7382-03	1	Cover
37	94-5615	1	Bracket-Hose, Return
38	94-8012	1	Muffler ASM
39	94-2630	1	Hose-Return
40	93-9164	1	Indicator-Mini
41	77-3700	1	Gasket-Muffler, Exhaust
42	83-9150	1	Decal-Fluid, Starting
43	92-7381	1	Tube-Return, Water
44	74-6490	2	Hose-Line, Water
45	76-4220-03	1	Mount-Engine, LH
46	84-1440-03	1	Plate-Adapter

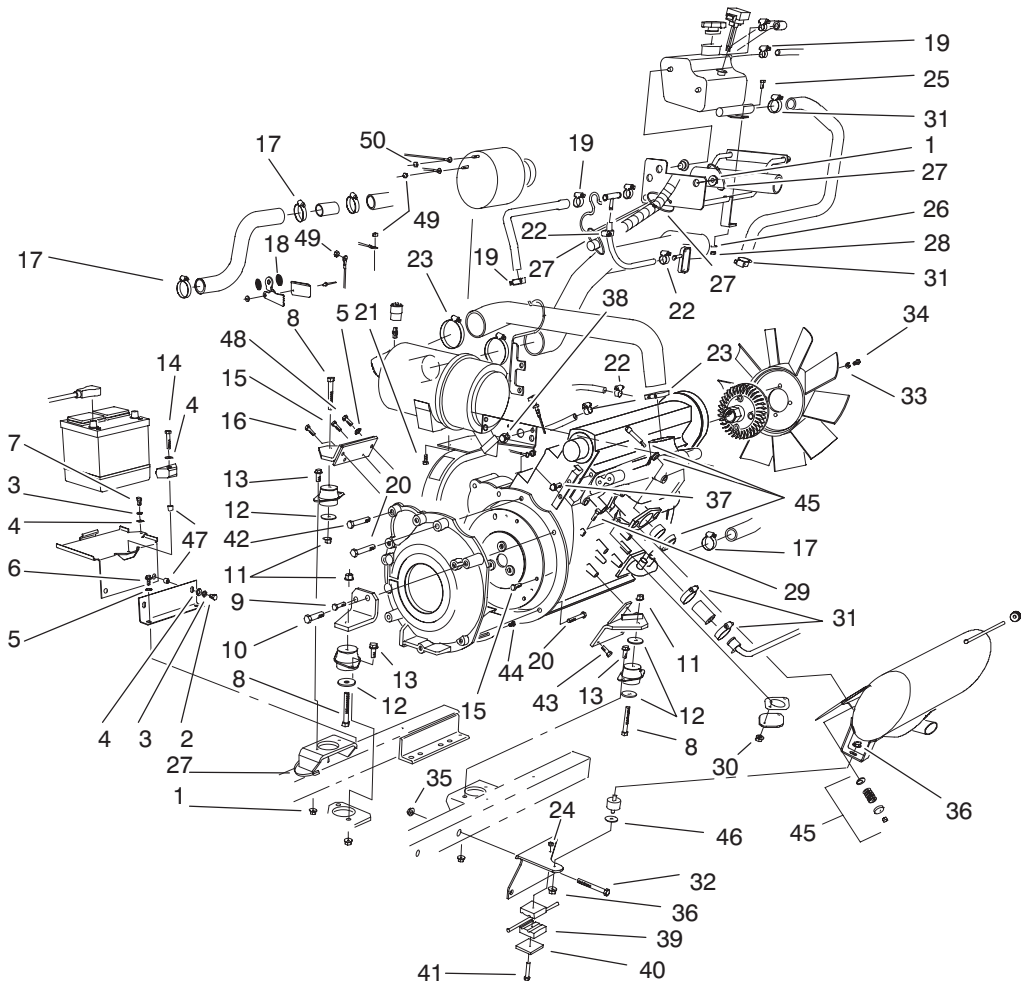


Sheet No.:20

### Engine Assembly (Continued)

Ref. No.	Part No.	Qty.	Description
47	77-3600	1	Shield-Adapter
48	94-2800	1	Cap-Pressure
52	94-2801	2	Grommet-Rubber
53	98-1805	1	Box-Degassing
54	94-9984	1	Sensor-Level, Water

Ref. No.	Part No.	Qty.	Description



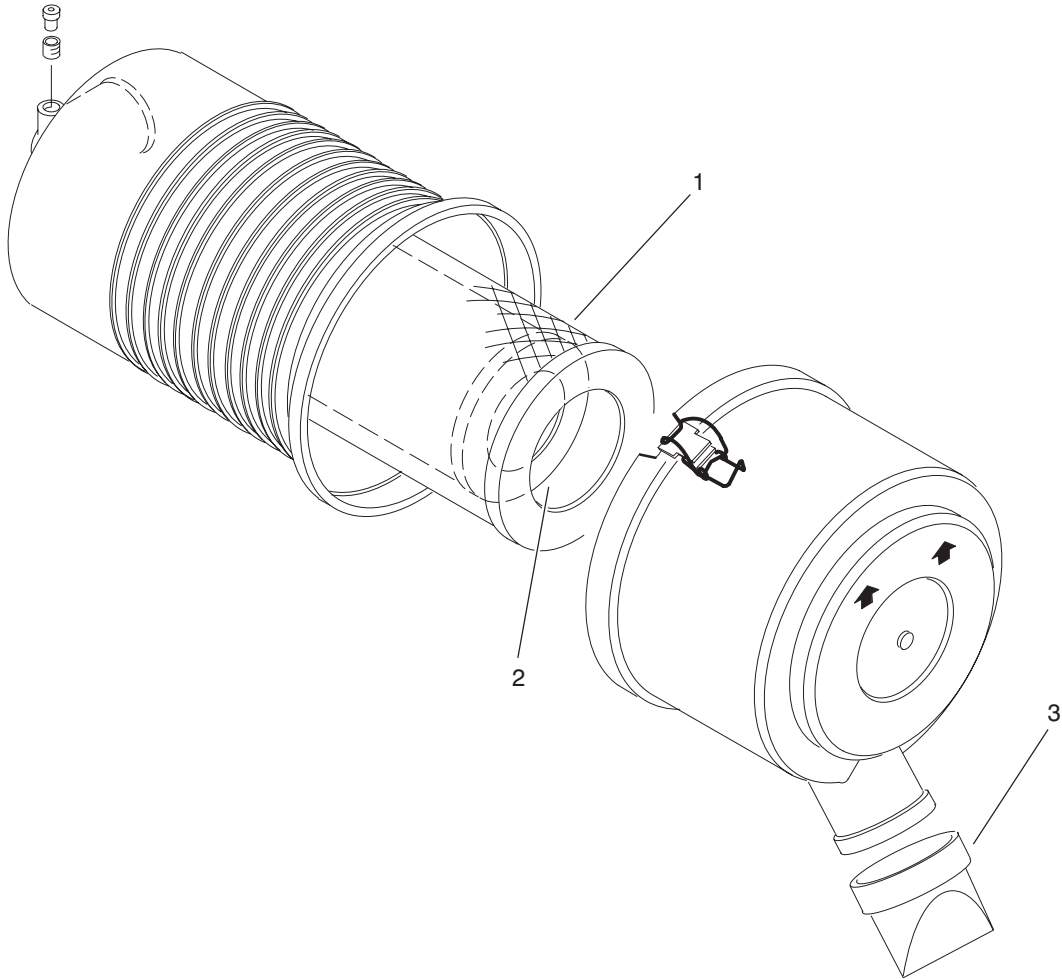
Sheet No.:19

## Engine Installation Fastener Assembly

Ref. No.	Part No.	Qty.	Description
1	3290-357	9	Nut-HHF
2	323-5	2	Screw-HH
3	3253-21	3	Washer-Lock
4	3256-24	4	Washer-Flat
5	3255-8	2	Washer-Lock
6	32144-11	2	Screw-T AP
7	323-4	1	Screw-HH
8	324-12	3	Screw-HH
9	33115-030	1	Screw-HH
10	33115-100	1	Screw-HH
11	32128-37	3	Nut-HF
12	87-5100	4	Washer-Snubbing
13	3234-11	6	Screw-HHF
14	323-9	1	Screw-HH
15	33114-016	8	Screw-HH
16	33114-025	1	Screw-HH
17	2412-3	4	Clamp-Hose
18	86-2990	2	Mount-Cable, Throttle
19	2412-36	5	Clamp-Hose
20	48-7570	3	Screw-HH
21	33104-016	2	Screw-HHF
22	2412-108	4	Clamp-W orm
23	2412-125	3	Clamp-Hose
24	32152-1	1	Nut-Lock, NI
25	33103-020	1	Screw-HHF
26	33093-00	1	Washer-Flat

Ref. No.	Part No.	Qty.	Description
27	3290-378	2	Tie-Cable
28	33023-00	1	Nut-Lock
29	33104-020	2	Screw-HHF
30	33004-00	2	Nut-HF
31	2412-129	6	Clamp-Hose
32	323-20	2	Screw-HH
33	3253-4	4	Washer-Lock
34	322-3	4	Screw-HH
35	32128-19	2	Nut-HF
36	32128-20	2	Nut-HF
37	33114-016	2	Screw-HH
38	3234-11	3	Screw-HHF
39	56-7971	2	Clamp-T ube
40	69-9760	1	Coverplate
41	322-9	1	Screw-HH
42	48-7810	3	Screw
43	33115-025	3	Screw-HH
44	33113-012	3	Screw-HH
45	94-2814	1	Exhaust Coupler Kit
46	62-9510	1	Washer-Lever, Brake
47	32148-9	3	Insert-Nut
48	33114-030	1	Screw-HH
49	48-7880	3	Nut-Hex
50	33014-00	2	Nut-Hex

1

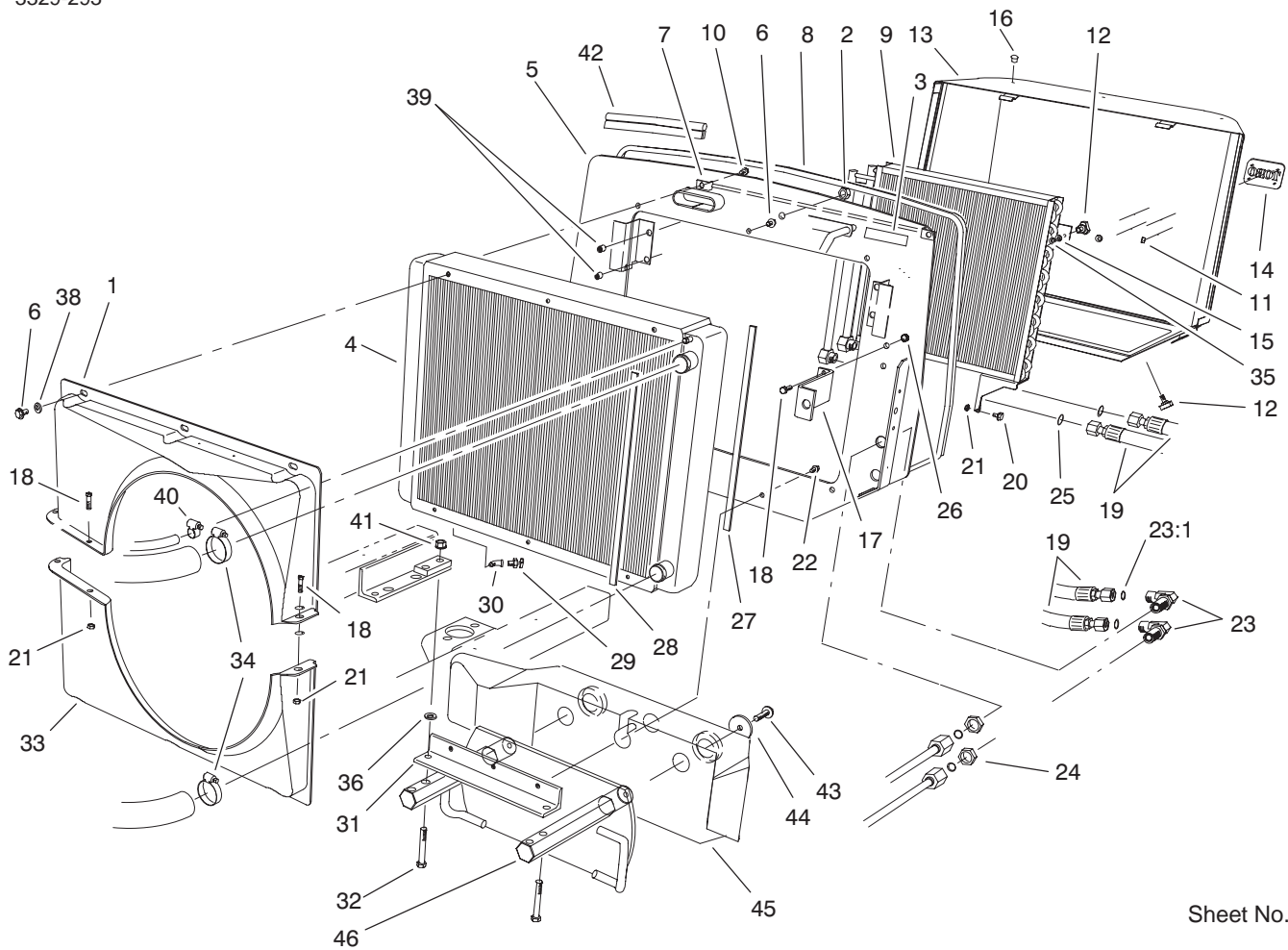


Sheet No.:B7  
T-2076

### Air Filter Assembly No. 100-2597

Ref. No.	Part No.	Qty.	Description
1	93-9162	1	Filter-Primary
2	93-9163	1	Filter-Secondary
3	94-1414	1	Valve-Vacuator

Ref. No.	Part No.	Qty.	Description
----------	----------	------	-------------

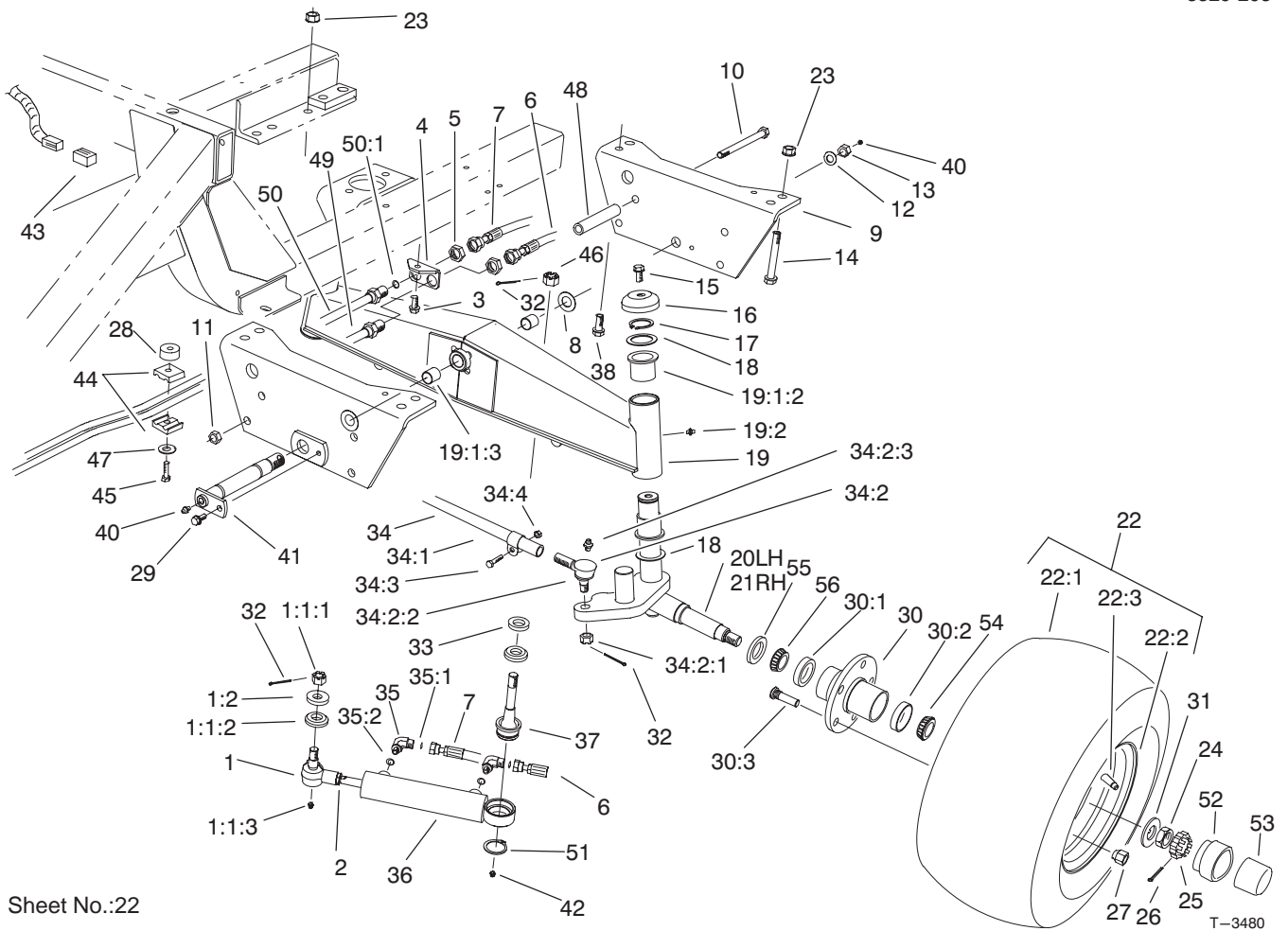


Sheet No.:21

## Radiator Assembly

Ref. No.	Part No.	Qty.	Description
1	74-4980	1	Shroud-Top
2	3296-23	2	Nut-Lock, NI
3	93-6681	1	Decal-Warning, Fan
4	74-3410	1	Radiator ASM
5	93-7239-03	1	Mount-Radiator
6	3234-30	10	Screw-HHF
7	94-5621-01	1	Bracket-Screen
8	94-5622	1	Seal-Strip, Screen
9	82-3740	1	Cooler-Oil
10	3234-14	2	Screw-HHF
11	94-2638	4	Nut-T innerman
12	27-4570	4	Knob-Seat
13	94-5612-03	1	Screen
14	93-6028	1	Plate-Logo, Toro
15	3256-3	2	Washer-Flat
16	2410-64	3	Plug-Button
17	93-7244-03	1	Bracket-Support
18	322-4	5	Screw-HH
19	94-8010	2	Hose ASM
20	37-8771	2	Bolt-Shoulder
21	3296-47	5	Nut-Lock, NI
22	3234-1 1	3	Screw-HHF
23	340-72	2	Fitting-HYD, Bulkhead, 90°
23:1	237-65	2	O-Ring
24	340-74	2	Locknut-Bulkhead

Ref. No.	Part No.	Qty.	Description
25	237-65	2	O-Ring
26	32128-20	2	Nut-HF
27	76-6381	2	Strip-Sealing, Radiator
28	76-6382	2	Strip-Sealing, Fan Shroud
29	304-46	1	Draincock
30	2811-1	1	Elbow-Street, 45°
31	74-5460-03	1	Angle-Support, Radiator
32	325-35	2	Screw-HH
33	74-4990	1	Shroud-Bottom
34	2412-3	2	Clamp-Hose
35	32151-72	2	Ring-Retaining
36	3256-26	2	Washer-Flat
38	3256-23	7	Washer-Flat
39	32148-9	4	Insert-Nut
40	2412-36	1	Clamp-Hose
41	32128-49	2	Nut-HHF
42	94-5616	1	Seal-Hood
43	325-34	2	Screw-HH
44	88-1360	2	Washer-W eight, Rear
45	92-971 1-03	1	Weight-Rear
46	98-7070	1	Weight ASM



Sheet No.:22

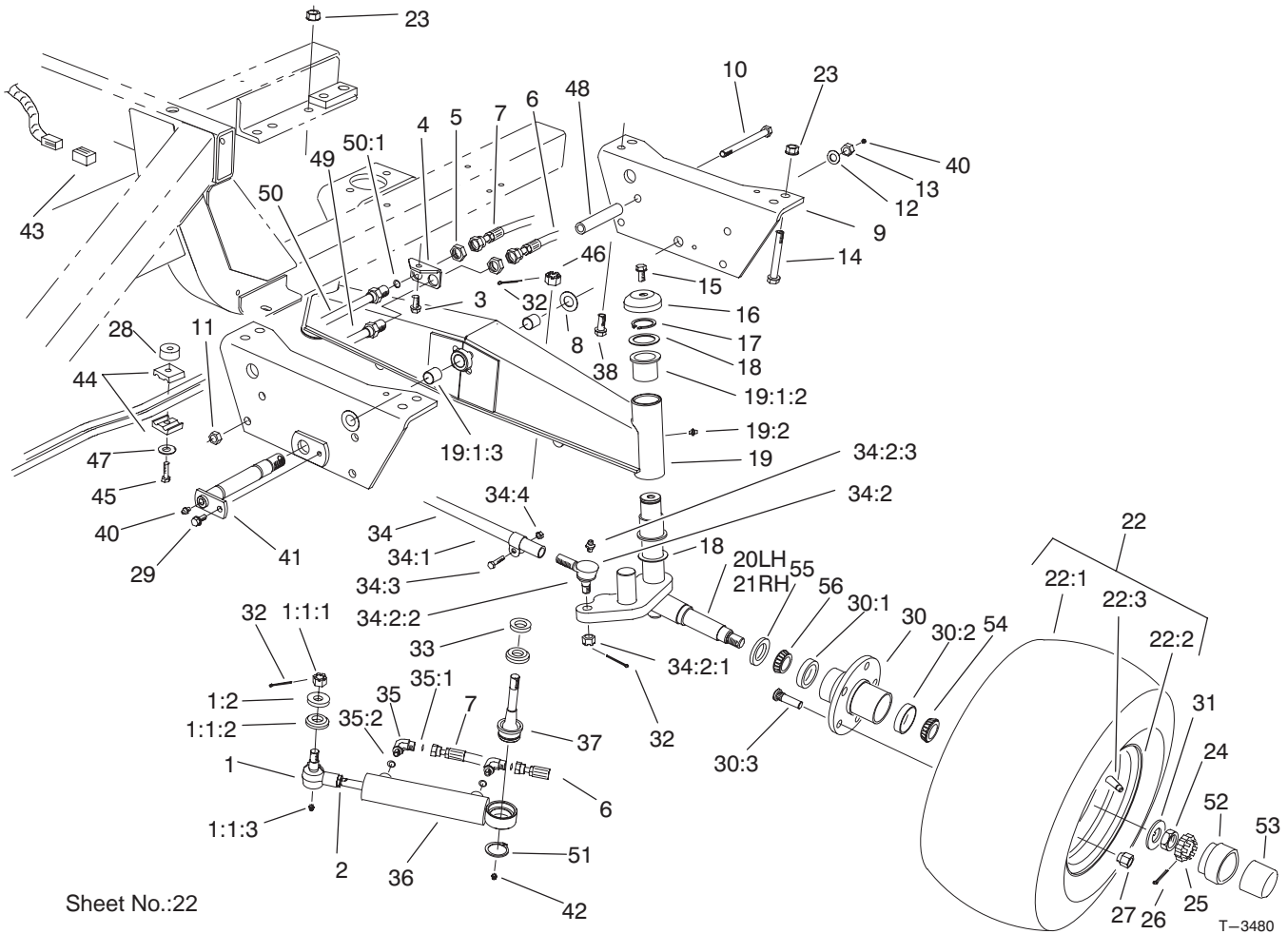
## 2 Wheel Drive Rear Axle Assembly (only on: 30450)

Ref. No.	Part No.	Qty.	Description
1	105-7843	1	Rod End ASM
1:1:1	32136-2	1	Nut-SHH
1:1:2	106-5984	1	Seal
1:1:3	302-5	1	Fitting-Grease
1:2	105-7942	1	Spacer
2	3220-11	1	Nut-Jam
3	32144-11	1	Screw-T AP
4	74-6450	1	Bracket-Bulkhead, Steering
5	340-70	2	Nut-Lock
6	86-3130	1	Hose ASM
7	86-3120	1	Hose ASM
8	93-7247	2	Washer-Thrust
9	93-7240-03	1	Plate-Axle Pivot, Rear
10	325-20	2	Screw-HH
11	3296-45	2	Nut-Lock, NI
12	3256-29	1	Washer-Flat
13	94-8000	1	Nut-Hex
14	325-35	2	Screw-HH
15	3234-12	2	Screw-HHF
16	69-8890	2	Cap-Spindle
17	32151-10	2	Ring-Snap
18	62-2170	4	Washer-Thrust
19	94-5607	1	Axle ASM
19:1:2	69-6470	4	Bushing-Castor
19:1:3	94-5603	2	Bushing-Metric

Ref. No.	Part No.	Qty.	Description
19:2	302-11	2	Fitting-Lube, 45°
20	92-9725-03	1	Spindle-LH
21	92-9724-03	1	Spindle-RH
☆22		2	Wheel And Tire ASM
22:1	94-5236	1	Tire
22:2	100-2582	1	Rim
22:3	232-27	1	Stem-V alve
23	32128-49	4	Nut-HHF
24	3220-7	2	Nut-Jam
25	93-0307	2	Nut-Lock, Retainer
26	3272-13	2	Pin-Cotter
27	242-50	10	Nut-Lug
28	80-8660	1	Spacer-Coupler
29	32144-41	1	Screw-T aptite
30	92-9651	2	Hub Sub ASM
30:1	254-107	1	Bearing-Cup, Tapered
30:2	254-72	1	Bearing-Cup, Tapered
30:3	92-9652	5	Stud-Bolt
31	93-0309	2	Washer-T ab
32	3272-12	4	Pin-Cotter
33	92-5833	1	Spacer-Joint, Ball
34	105-7815-03	1	Tie Rod ASM
34:1	105-7812	1	Rod & Clamp ASM
34:2	71-4740	2	End-Rod, Tie
34:2:1	105-7941	1	Nut-Hex, Slotted
34:2:2	105-7835	1	Seal

☆ Not serviced separately





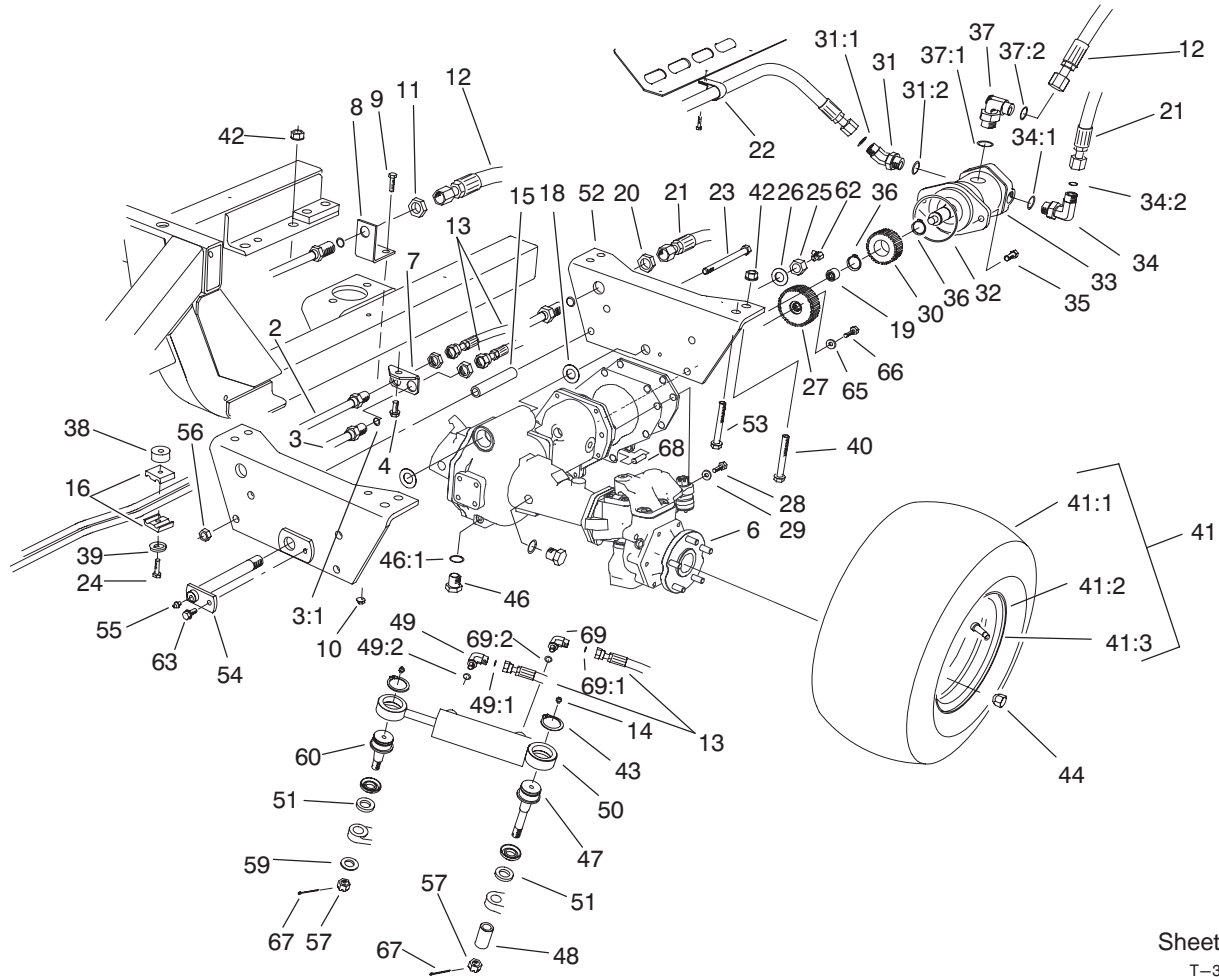
## 2 Wheel Drive Rear Axle Assembly (only on: 30450) (Continued)

Ref. No.	Part No.	Qty.	Description
34:2:3	302-5	1	Fitting-Grease
34:3	323-9	2	Screw-HH
34:4	3296-39	2	Nut-Lock, NI
35	340-97	2	Fitting-HYD, 90°
35:1	237-22	1	O-Ring
35:2	237-78	1	O-Ring
36	94-8142	1	HYD Cylinder ASM
37	92-5839	1	Joint-Ball
38	325-12	2	Screw-HH
40	302-2	2	Fitting-Grease
41	93-7249	1	Pin-Pivot, Axle
42	302-5	1	Fitting-Grease
43	76-4880	1	Connector
44	56-7973	2	Clamp-T ube
45	32104-37	1	Screw-HWH
46	32136-14	1	Nut-SHH
47	3256-71	1	Washer-Flat
48	76-8350	2	Stop-Axle
49	86-5780	1	RH Rear Steering Tube ASM
50	86-5790	1	LH Rear Steering Tube ASM
50:1	237-22	1	O-Ring

Ref. No.	Part No.	Qty.	Description
51	32151-104	1	Ring-Retaining, External
52	100-3769	2	Buddy-Bearing
53	100-3809	2	Cap-Protector, Bearing
54	254-92	2	Cone-Bearing, Outer
55	69-2980	2	Seal
56	254-106	2	Cone-Bearing, Tapered





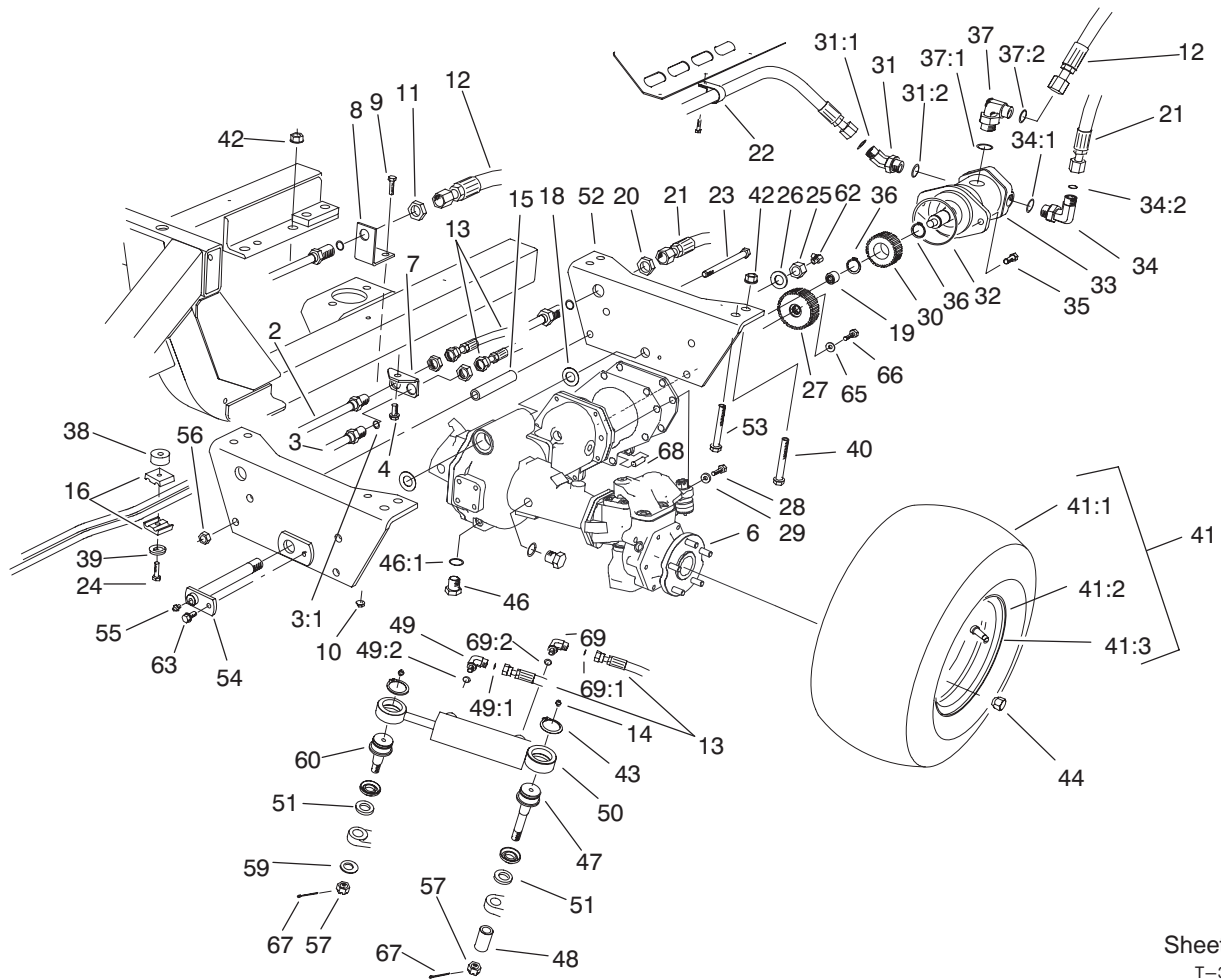


Sheet No.:23  
T-3642

## 4 Wheel Drive Rear Axle Installation Assembly (only on: 30455)

Ref. No.	Part No.	Qty.	Description
2	86-5780	1	RH Rear Steering Tube ASM
3	86-5790	1	LH Rear Steering Tube ASM
3:1	237-22	1	O-Ring
4	32144-11	2	Screw-T AP
6	100-3784	1	Drive Axle ASM
7	74-6450	1	Bracket-Bulkhead, Steering
8	76-9290	1	Bracket-Drain, Case
9	3234-4	1	Screw-HHF
10	32128-33	1	Nut-HF
11	340-70	3	Nut-Lock
12	86-3140	1	Hose ASM
13	76-9590	2	Hose ASM
14	302-5	2	Fitting-Grease
15	98-7076	2	Stop-Axle
16	56-7973	2	Clamp-Tube
18	98-3867	2	Washer-Thrust
19	74-5700	1	Bearing-Needle, Roller
20	340-74	1	Locknut-Bulkhead
21	86-2730	1	Hose ASM
22	2412-74	1	R-Clamp

Ref. No.	Part No.	Qty.	Description
23	325-36	2	Screw-HH
24	32104-37	1	Screw-HWH
25	3296-68	1	Nut-Lock, NI
26	92-1765	1	Washer-Thrust
27	99-7500	1	Bi-Directional Clutch ASM
28	33114-025	6	Screw-HH
29	3253-4	6	Washer-Lock
30	95-4393	1	Gear-Driven
31	340-156	1	Fitting-HYD
31:1	237-65	1	O-Ring
31:2	237-81	1	O-Ring
32	237-166	1	O-Ring
33	99-7502	1	Piston Motor ASM
34	340-139	1	Fitting-HYD, 90°
34:1	237-81	1	O-Ring
34:2	237-65	1	O-Ring
35	325-6	2	Screw-HH
36	32120-15	2	Ring-Snap, Ext
37	340-18	1	Fitting-HYD, 90°
37:1	237-79	1	O-Ring
37:2	237-22	1	O-Ring
38	80-8660	1	Spacer-Coupler
39	3256-71	1	Washer-Flat

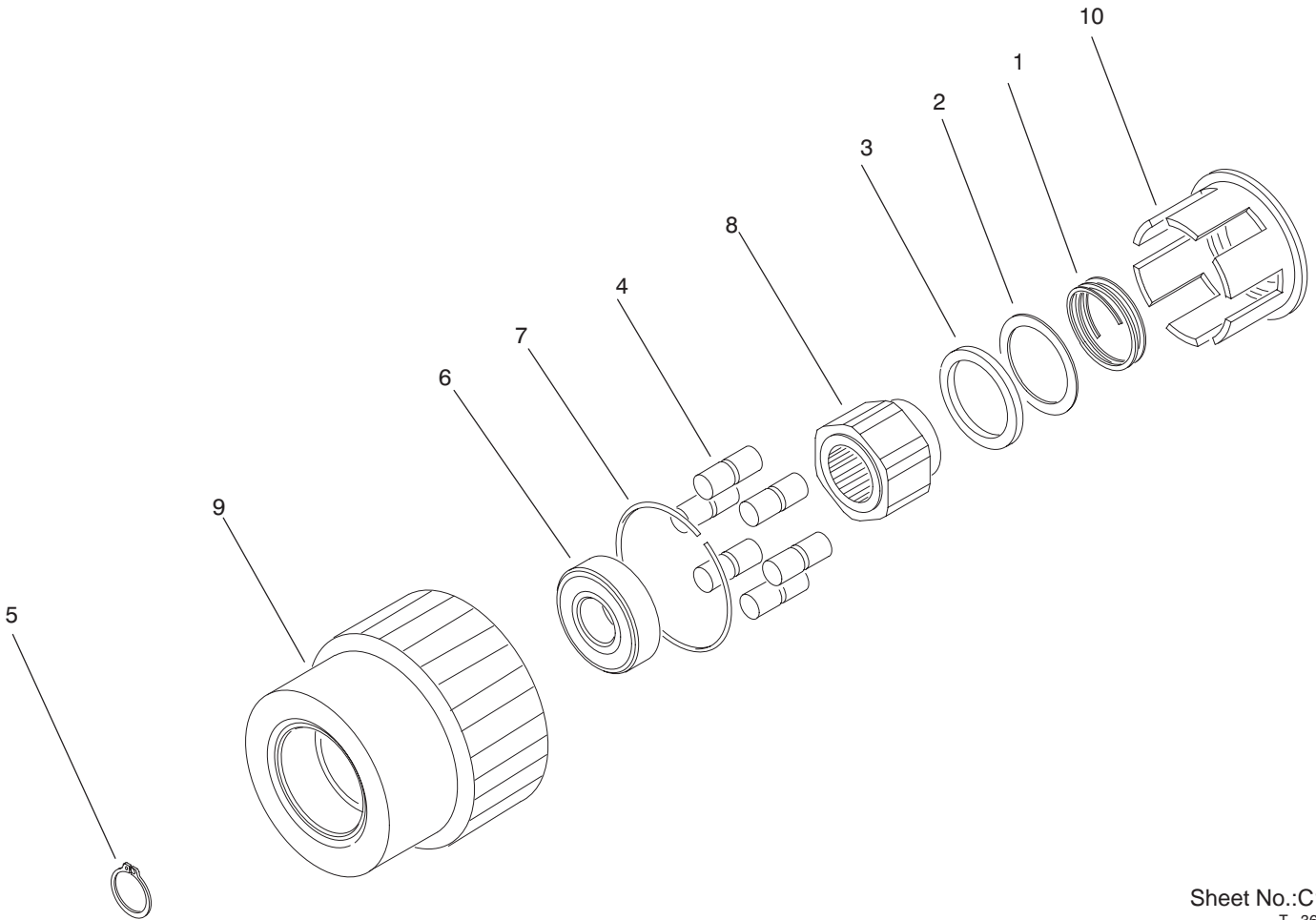


Sheet No.:23  
T-3642

## 4 Wheel Drive Rear Axle Installation Assembly (Continued) (only on: 30455)

Ref. No.	Part No.	Qty.	Description	Ref. No.	Part No.	Qty.	Description
40	325-35	2	Screw-HH	59	92-5836	1	Washer
☆41		2	Wheel And Tire ASM	60	92-5838-01	1	Joint-Ball
41:1	94-5236	1	Tire	62	302-33	1	Fitting-Grease
41:2	100-2582	1	Rim	63	32144-41	1	Screw-Tapite
41:3	232-27	1	Stem-V valve	65	88-7200	1	Washer-Flat
42	32128-49	4	Nut-HHF	66	33114-025	1	Screw-HH
43	32151-104	2	Ring-Retaining, External	67	3272-12	2	Pin-Cotter
44	93-5268	10	Nut-Lug	68	104-2353	2	Pin-Dowel
46	353-508	2	Plug	69	340-54	1	Elbow-45 °
46:1	237-42	1	O-Ring	69:1	237-22	1	O-Ring
47	100-3795	1	Joint-Ball	69:2	237-78	1	O-Ring
48	100-3796	1	Spacer-Joint, Ball				
49	340-97	1	Fitting-HYD, 90°				
49:1	237-22	1	O-Ring				
49:2	237-78	1	O-Ring				
50	98-3806	1	HYD Cylinder ASM				
51	92-5833	2	Spacer-Joint, Ball				
52	94-8246-03	1	Pivot-Rear				
53	325-12	2	Screw-HH				
54	98-7077	1	Pin-Axle, Rear				
55	302-2	1	Fitting-Grease				
56	3296-23	2	Nut-Lock, NI				
57	32136-14	2	Nut-SHH				

☆ Not serviced separately

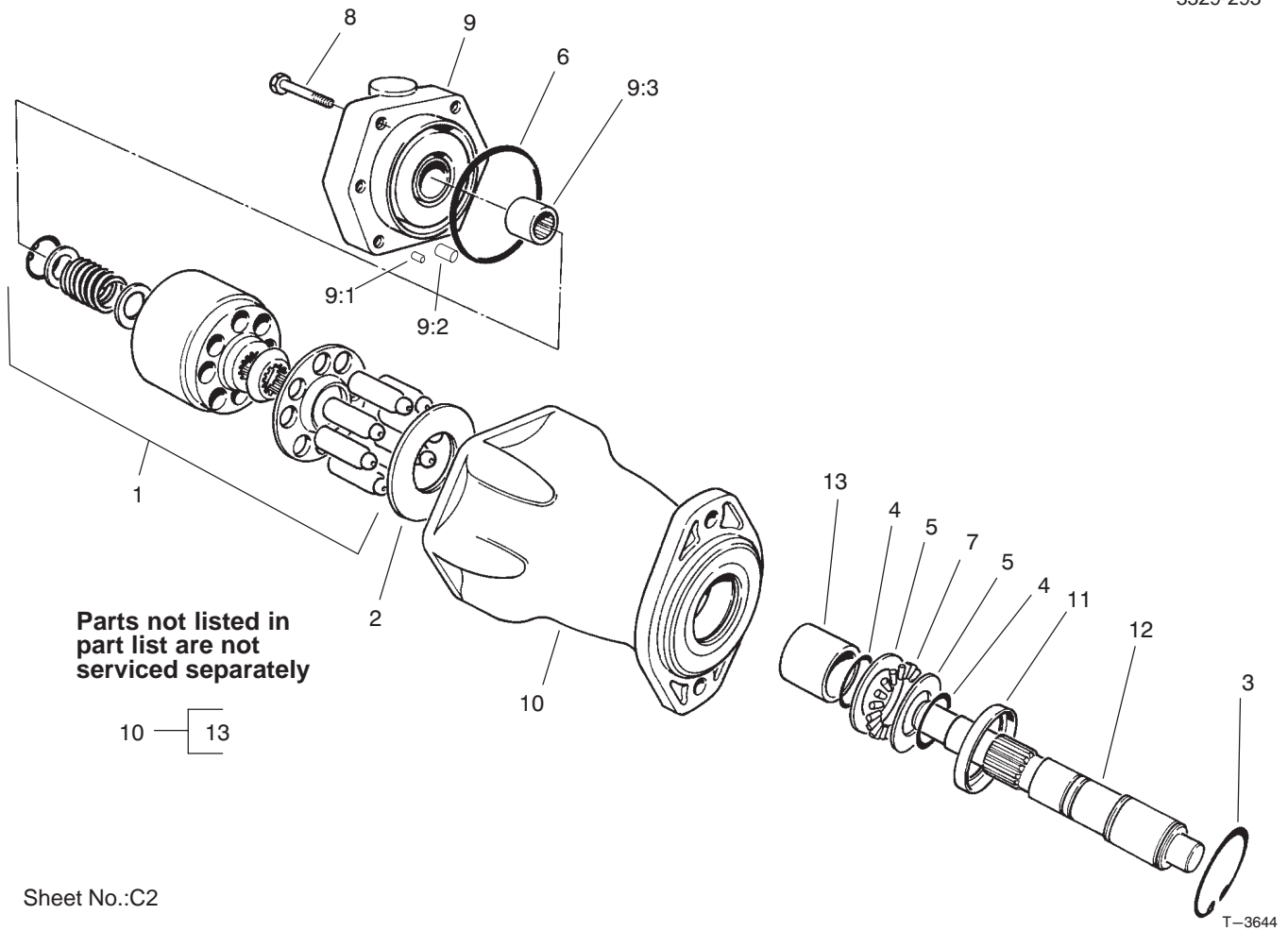


Sheet No.:C1  
T-3643

## Bi-Directional Clutch Assembly No. 99-7500 (only on: 30455)

Ref. No.	Part No.	Qty.	Description
1	93-8923	1	Spring-W ave
2	93-8929	1	Washer-Thrust
3	93-8919	1	Bearing-Needle, Thrust
4	93-8925	6	Roller
5	32151-96	1	Ring-Retaining
6	100-2572	1	Bearing
7	100-2571	1	Spring-Form, Wire
8	100-2570	1	Hub ASM
9	100-2569	1	Housing ASM
10	100-2568	1	Roll Cage ASM

Ref. No.	Part No.	Qty.	Description



Sheet No.:C2

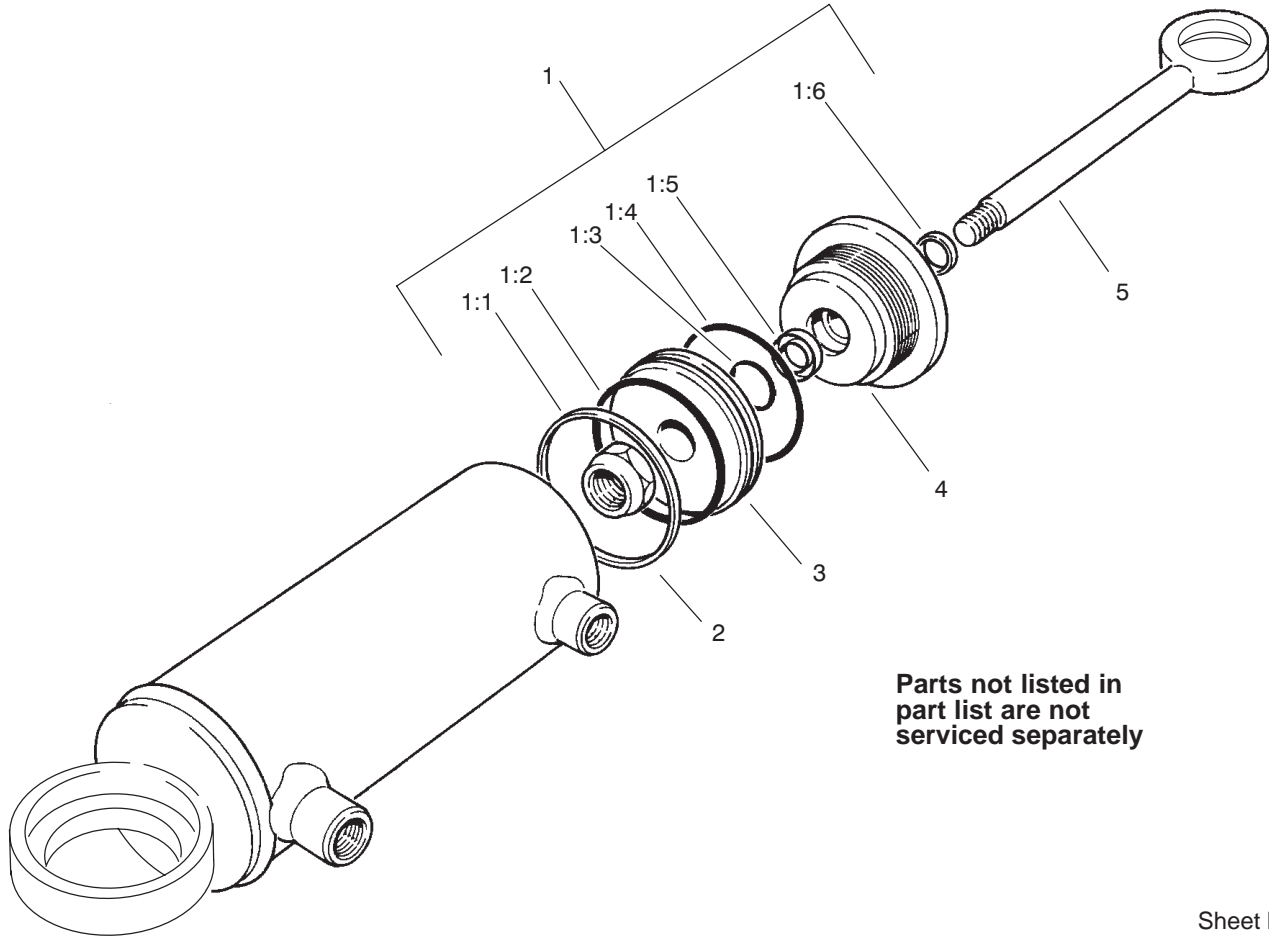
T-3644

## Hydraulic Motor Assembly No. 99-7502 (only on: 30455)

Ref. No.	Part No.	Qty.	Description
1	76-6910	1	Rotating Kit
2	76-6970	1	Insert-Plate, Cam
3	76-7010	1	Ring-Retaining
4	76-7000	2	Ring-Retaining
5	76-6950	2	Race-Thrust
6	76-6980	1	O-Ring
7	76-6960	1	Bearing-Thrust
8	100-2550	6	Screw-Cap
9	100-2551	1	Backplate
☆9:1		3	Pin-Dowel
☆9:2		1	Pin-Dowel
☆9:3		1	Bearing-Needle
10	100-2552	1	Housing
11	105-3331	1	Seal-Shaft
12	100-2554	1	Shaft-Drive

Ref. No.	Part No.	Qty.	Description

☆ Not serviced separately



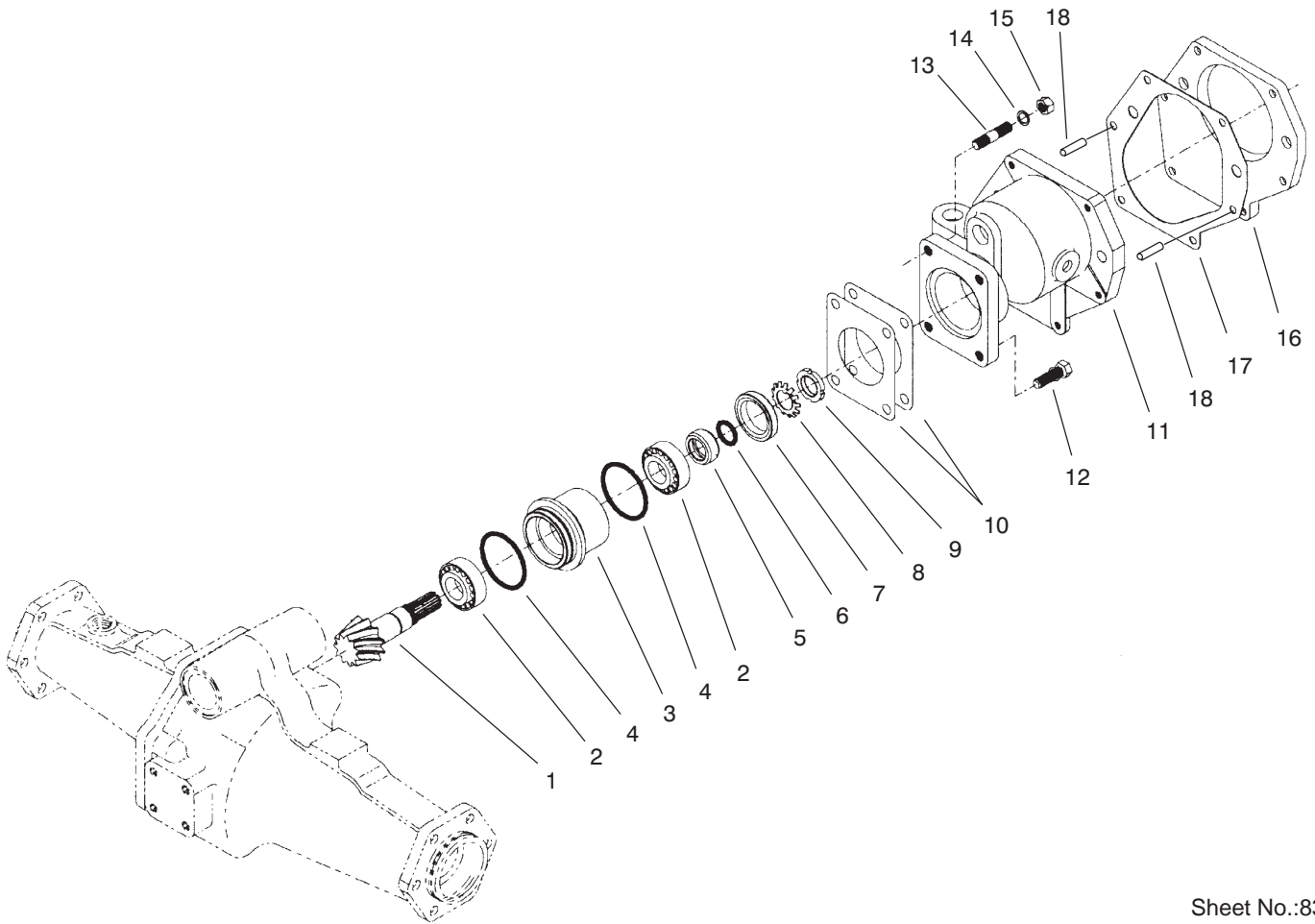
Sheet No.:C3  
T-3527

## Hydraulic Cylinder Assembly No. 98-3806 (only on: 30455)

Ref. No.	Part No.	Qty.	Description
1	92-6593	1	Seal Kit
☆1:1		1	Seal
☆1:2		1	O-Ring
☆1:3		1	O-Ring
☆1:4		1	O-Ring
☆1:5		1	U-Cup
☆1:6		1	Wiper
☆2		1	Locknut
☆3		1	Piston
☆4		1	Gland
☆5		1	Rod ASM

Ref. No.	Part No.	Qty.	Description

☆ Not serviced separately



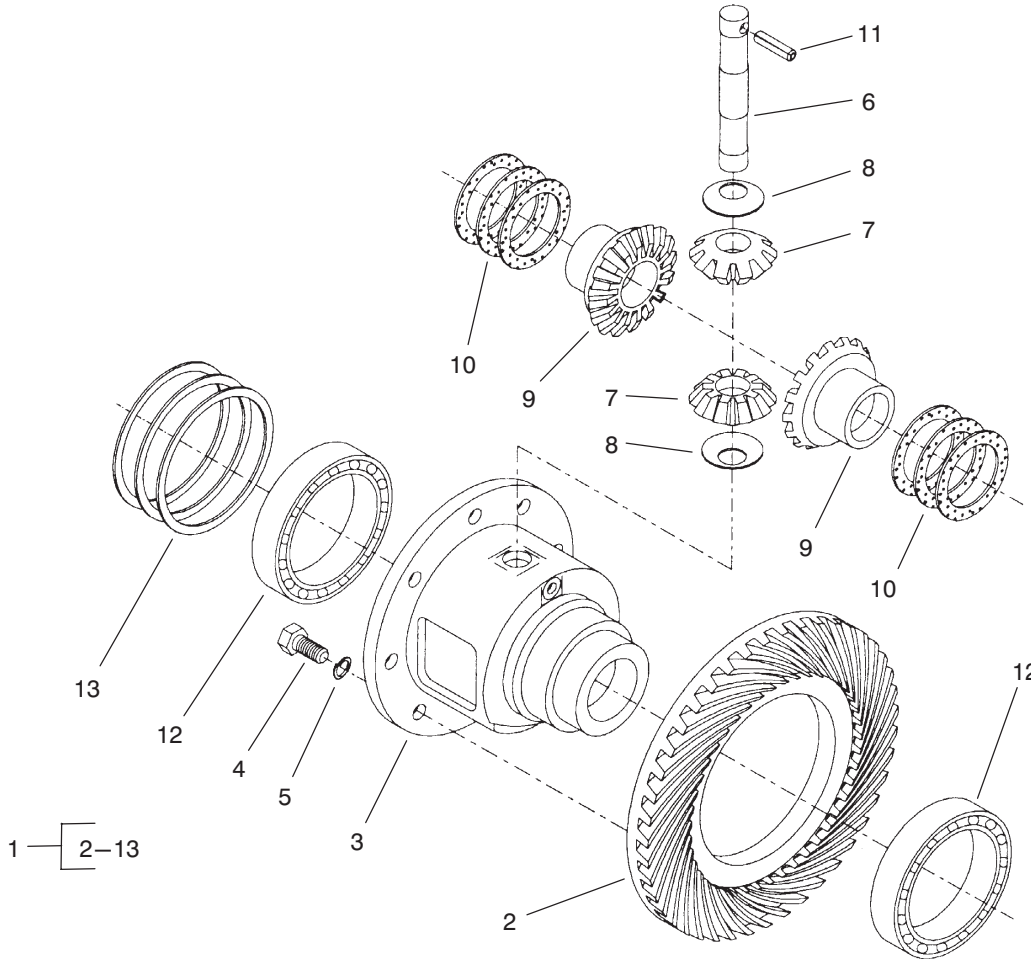
Sheet No.:83  
T-3202-1

## Bevel Pinion Shaft Assembly Rear Axle Assembly No. 100-3784 (only on: 30455)

Ref. No.	Part No.	Qty.	Description
1	100-2555	1	Ring And Pinion Matched Set
2	99-7570	2	Bearing-Taper Roller
3	95-7534	1	Case-Bearing
4	99-7571	2	O-Ring
5	99-7572	1	Collar-Oil Seal
6	99-7573	1	O-Ring
7	99-7574	1	Seal-Oil
8	99-7559	1	Washer-Lock
9	99-7560	1	Nut-Lock
10	99-7551	2	Shim 0.2
10	99-7550	2	Shim 0.1
11	95-7533	1	Case-Gear
12	99-7575	2	Bolt
13	100-2556	2	Stud
14	99-7527	2	Washer-Spring
15	99-7526	2	Nut
16	95-7541	1	Plate-Cover
17	95-7540	1	Gasket
18	104-2353	2	Pin-Dowel

Ref. No.	Part No.	Qty.	Description



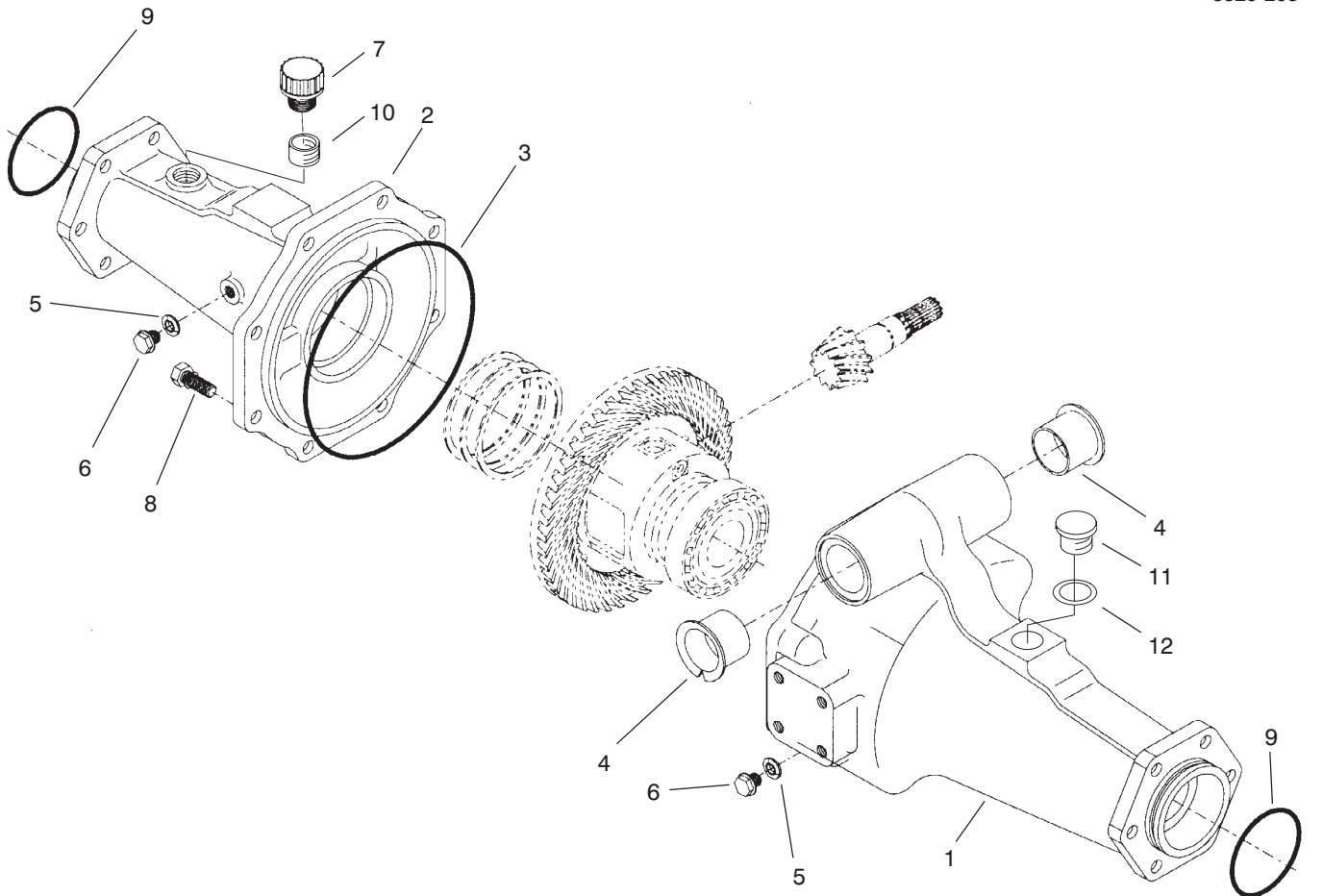


Sheet No.:84  
T-3203-1

## Differential Assembly Rear Axle Assembly No. 100-3784 (only on: 30455)

Ref. No.	Part No.	Qty.	Description
1	95-7503	1	Differential ASM
2	100-2555	1	Ring And Pinion Matched Set
3	95-7502	1	Case-Dif ferential
4	99-7576	8	Bolt
5	99-7577	8	Washer-Spring
6	99-7578	1	Shaft-Dif ferential
7	99-7579	2	Pinion-Dif ferential
8	99-7580	2	Washer-Dif ferential
9	99-7581	2	Gear-Dif ferential
10	99-7582	2	Washer-Dif ferential
10	99-7584	2	Washer-Dif ferential
10	99-7583	2	Washer-Dif ferential
11	99-7588	1	Pin-Spring
12	99-7562	2	Bearing-Ball
13	99-7587	2	Shim 0.4
13	99-7586	2	Shim 0.2
13	99-7585	2	Shim 0.1

Ref. No.	Part No.	Qty.	Description



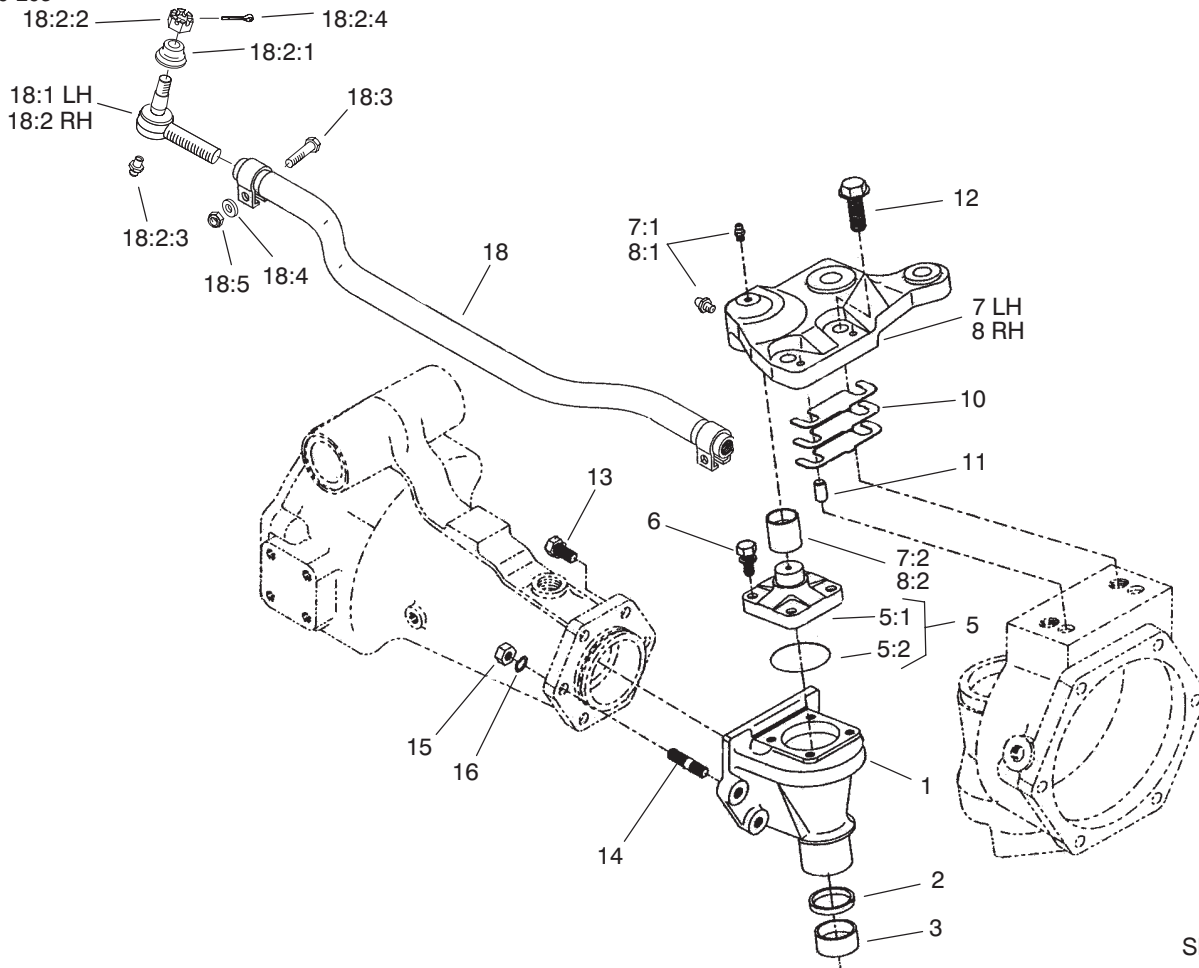
Sheet No.:85  
T-3204-1

## Axle Support Assembly Rear Axle Assembly No. 100-3784 (only on: 30455)

Ref. No.	Part No.	Qty.	Description
1	95-7508	1	Support-Axle
2	95-7506	1	Support-Axle
3	95-7507	1	O-Ring
4	95-7537	2	Bushing-Flanged
5	99-7590	2	Washer-Seal
6	99-7589	2	Plug
7	99-7591	1	Oil Plug ASM
8	99-7592	8	Bolt
9	99-7593	2	O-Ring
10	104-2377	1	Extension, Vent
11	104-8643	1	Plug
12	104-8644	1	O-Ring

Ref. No.	Part No.	Qty.	Description

3329-293



Sheet No.:86

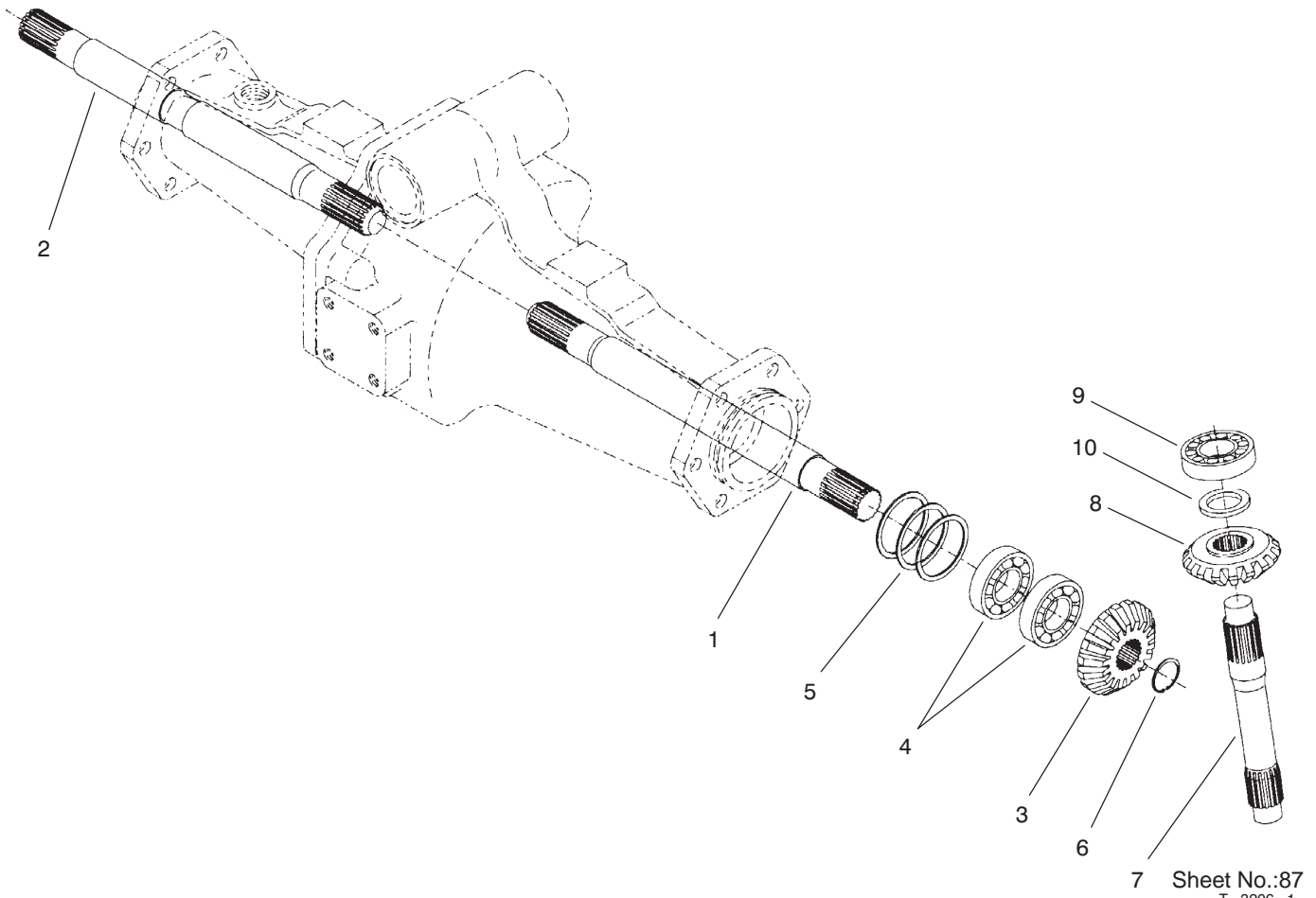
T-3503

## Bevel Gear Case Assembly Rear Axle Assembly No. 100-3784 (only on: 30455)

Ref. No.	Part No.	Qty.	Description
1	95-7538	2	Case-Bevel Gear
2	100-2557	2	Seal-Oil
3	104-2378	2	Bushing
5	104-2376	2	Knuckle ASM
5:1	104-2373	1	Knuckle
5:2	104-2372	1	O-Ring
6	104-2374	8	Bolt
7	100-3768	1	LH Steering Arm ASM
7:1	302-5	2	Fitting-Grease
7:2	104-8634	1	Bushing
8	100-3766	1	RH Steering Arm ASM
8:2	302-5	2	Fitting-Grease
8:3	104-8634	1	Bushing
10	95-7547	2	Shim 0.1
10	95-7548	2	Shim 0.2
10	95-7549	2	Shim 0.4
11	99-7597	4	Pin-Dowel
12	104-2375	4	Bolt
13	99-7599	8	Bolt
14	99-7525	4	Stud
15	99-7526	4	Nut
16	99-7527	4	Washer-Spring
18	100-3762	1	Tie Rod ASM
*18:1	100-3851	1	LH Tie Rod End ASM

Ref. No.	Part No.	Qty.	Description
*18:1:1	100-3853	1	Cover-Dust
*18:1:2	100-3854	1	Nut-Castle
*18:1:3	302-5	1	Fitting-Grease
*18:1:4	3272-1 1	1	Pin-Cotter
18:2	100-3852	1	RH Tie Rod End ASM
18:2:1	100-3853	1	Cover-Dust
18:2:2	100-3854	1	Nut-Castle
18:2:3	302-5	1	Fitting-Grease
18:2:4	3272-1 1	1	Pin-Cotter
18:3	100-3855	2	Bolt
18:4	99-7527	2	Washer-Spring
18:5	99-7526	2	Nut

\* Not illustrated

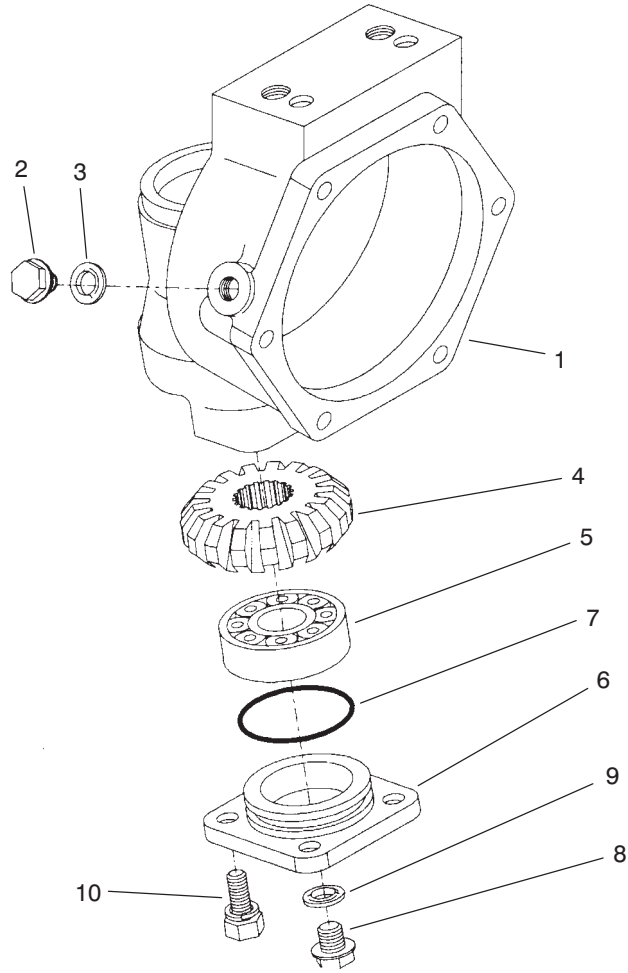


7 Sheet No.:87  
T-3206-1

## Bevel Gear Shaft Assembly Rear Axle Assembly No. 100-3784 (only on: 30455)

Ref. No.	Part No.	Qty.	Description
1	95-7509	1	Shaft-Gear , Differential
2	95-7512	1	Shaft-Gear , Differential
3	95-7517	2	Gear-15 Tooth Bevel
4	99-7530	4	Bearing-Ball
5	99-7554	2	Shim 0.5
5	99-7553	2	Shim 0.2
5	99-7552	2	Shim 0.1
6	99-7531	2	Clip
7	95-7529	2	Shaft-Bevel Gear
8	95-7519	2	Gear-17 Tooth Bevel
9	99-7532	2	Bearing-Taper Roller
10	99-7558	2	Collar

Ref. No.	Part No.	Qty.	Description



Sheet No.:88  
T-3207-1

## Axle Case Assembly Rear Axle Assembly No. 100-3784 (only on: 30455)

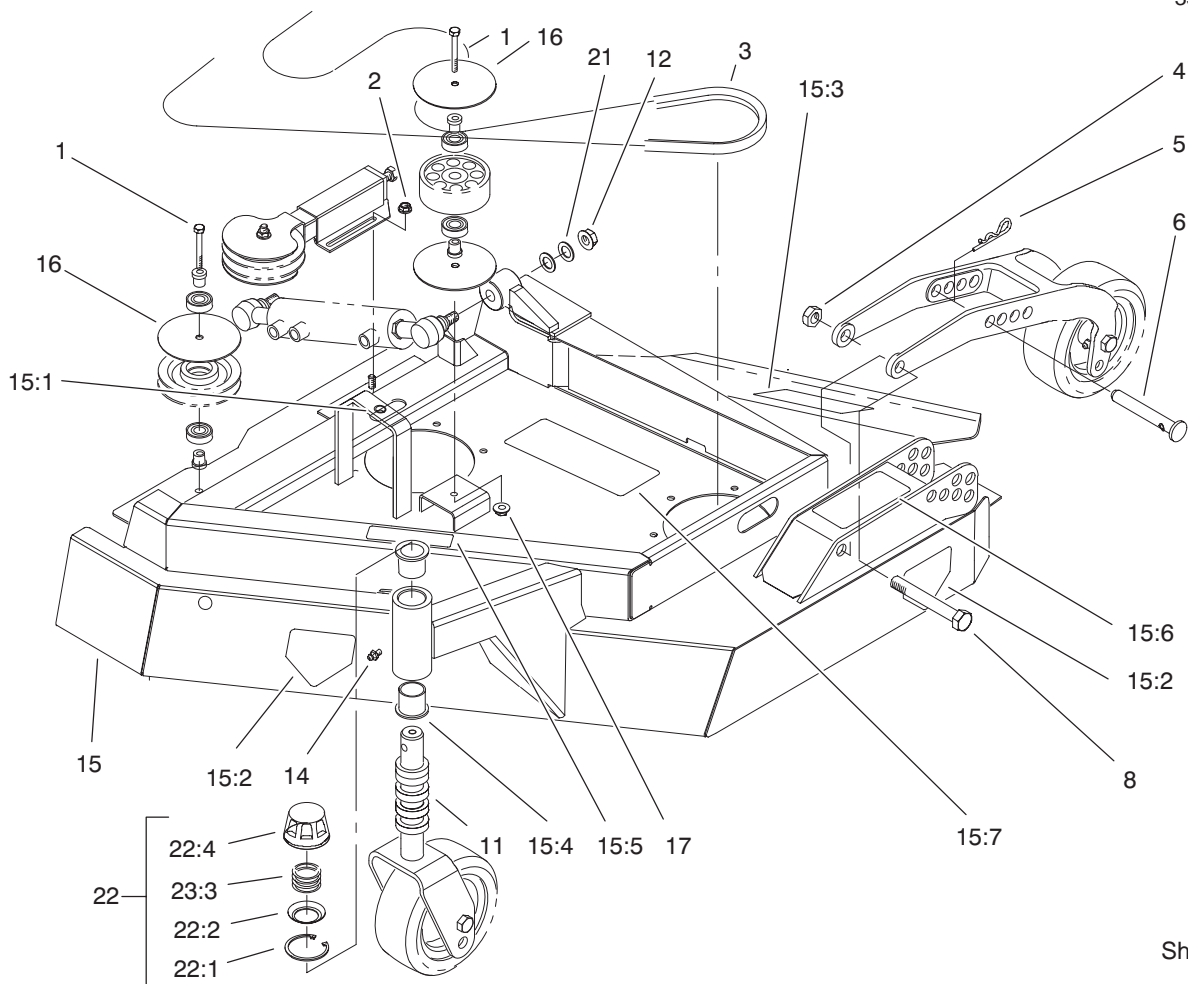
Ref. No.	Part No.	Qty.	Description
1	95-7531	2	Case-Axle
2	99-7535	2	Plug
3	99-7536	2	Washer-Seal
4	95-7527	2	Gear-17 Tooth Bevel
5	99-7532	2	Bearing-Taper Roller
6	100-2560	2	Cover
7	100-2561	2	O-Ring
8	99-7589	2	Plug
9	99-7590	2	Washer-Seal
10	100-2562	8	Bolt

Ref. No.	Part No.	Qty.	Description







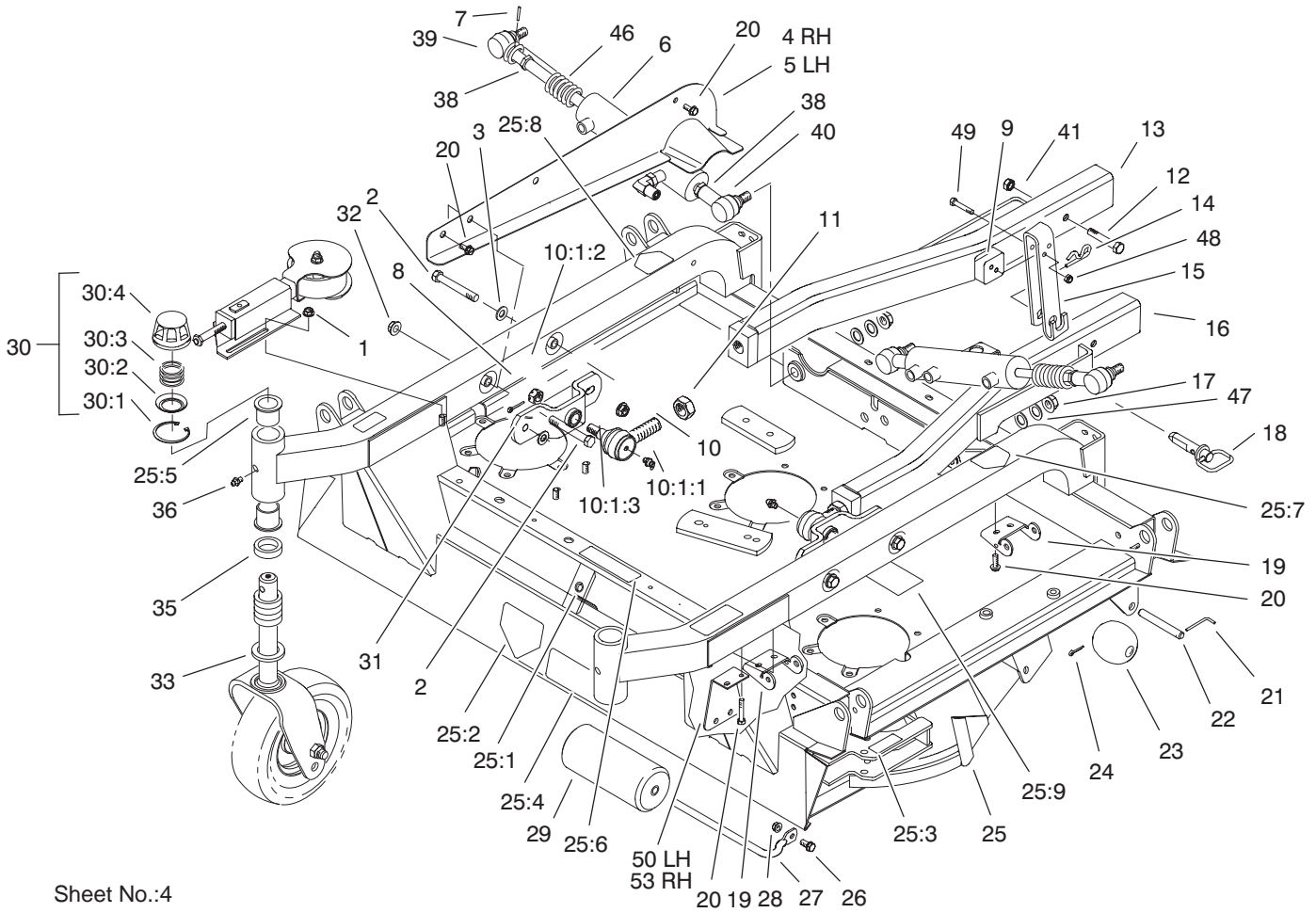


Sheet No.:3

### Left Hand Deck Assembly

Ref. No.	Part No.	Qty.	Description
1	323-13	2	Screw-HH
2	32128-19	2	Nut-HF
3	100-2588	1	V-Belt, B-Section
4	3296-15	1	Nut-Lock, NI
5	3290-256	1	Pin-Hair
6	86-2010	1	Pin-HOC
8	3216-6	1	Screw-HH
11	69-1510	5	Spacer-Castor
12	32128-54	1	Nut-Flange
14	302-5	1	Fitting-Grease
15	92-7756	1	LH Wing Deck ASM
15:1	32148-10	1	Insert-Threaded
15:2	43-8480	2	Decal-Danger
15:3	66-1340	1	Decal-Danger
15:4	69-6470	2	Bushing-Castor
15:5	85-6410	1	Decal-Danger
15:6	86-0710	1	Decal-HOC, LH Wing
15:7	86-0750	1	Decal-Belt, LH
16	86-2600-01	3	Washer-Guide, Belt
17	32128-29	1	Locknut-Flange
21	86-1440	2	Washer-Flat
22	92-9727	1	HOC Cap ASM
22:1	92-5581	1	Ring-Retaining
22:2	92-5583	1	Washer-Cap
22:3	92-9726	1	Spring-Compression
22:4	92-8861	1	Cap-HOC

Ref. No.	Part No.	Qty.	Description

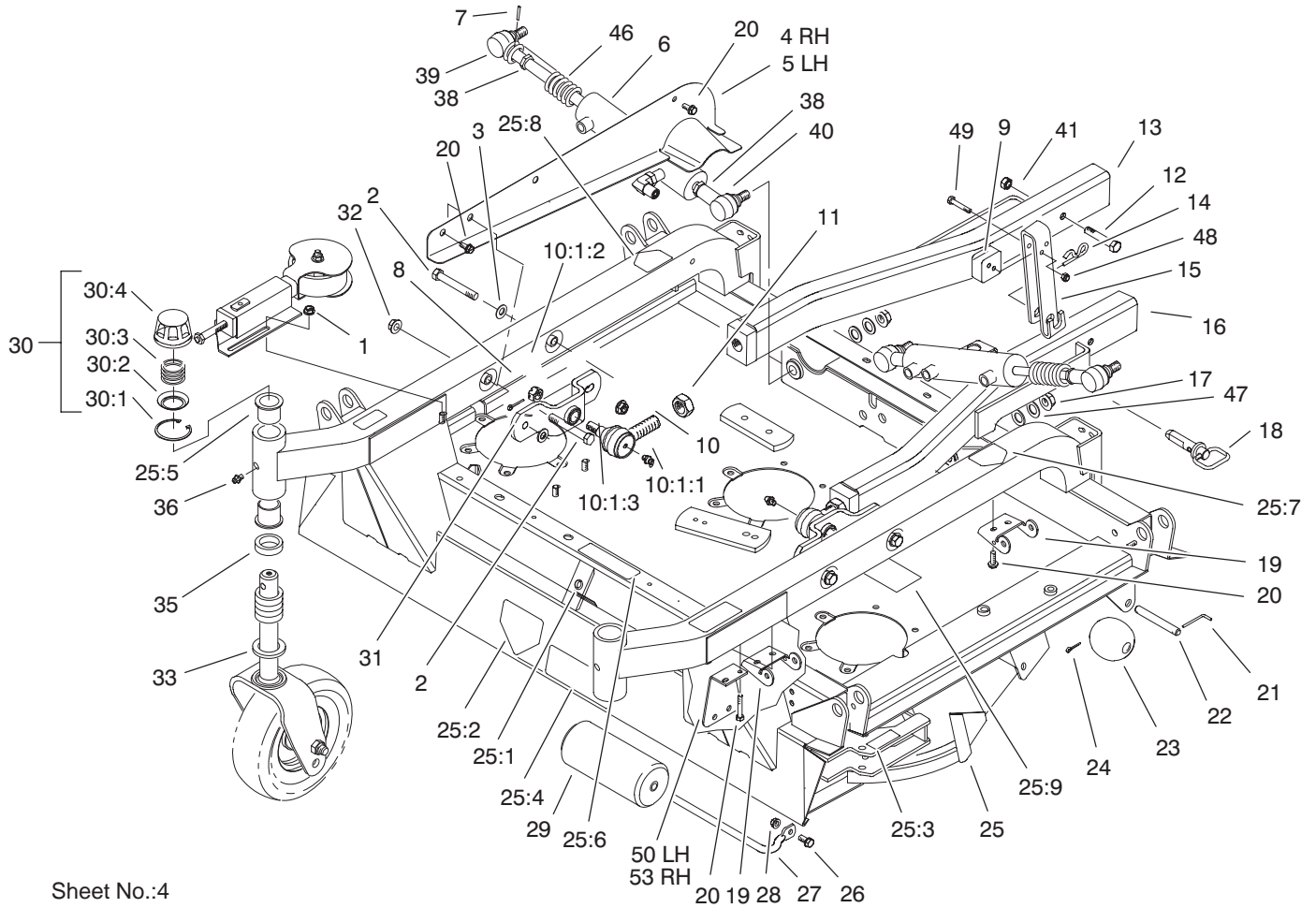


Sheet No.:4

## Center Deck Assembly

Ref. No.	Part No.	Qty.	Description
1	32128-19	2	Nut-HF
2	325-35	4	Screw-HH
3	3256-26	4	Washer-Flat
4	86-2230-01	1	Guide-Cover, RH
5	86-2260-01	1	Guide-Cover, LH
6	106-1033	2	Cylinder-HYD
7	32121-51	2	Pin-Roll
8	3272-12	2	Pin-Cotter
9	94-8008	2	Plate-W ear
10	86-8100-01	2	Joint-Ball
10:1:1	302-5	1	Fitting-Grease
10:1:2	32136-2	1	Nut-SHH
10:1:3	105-7835	1	Seal
11	21-3000-01	2	Nut-Jam, Push Arm
12	325-1 1	2	Screw-HH
13	86-2280-01	1	Tube-Carrier, RH
14	3290-256	2	Pin-Hair
15	94-8009-01	2	Strap-Deck, HOC
16	86-2320-01	1	Tube-Carrier, LH
17	32128-54	2	Nut-Flange
18	86-2390	2	Pin
19	86-1890-03	4	Hinge
20	32144-26	12	Screw-Flow
21	57-0690	2	Pin-Special
22	57-0680	2	Shaft-Roller
23	29-4820	2	Roller

Ref. No.	Part No.	Qty.	Description
24	3272-1 1	2	Pin-Cotter
25	92-7757	1	Center Deck ASM
25:1	32148-10	1	Insert-Threaded
25:2	43-8480	1	Decal-Danger
25:3	55-4300	2	Decal-W arning
25:4	68-8340	1	Decal-Torque
25:5	69-6470	4	Bushing-Castor
25:6	85-6410	1	Decal-Danger
25:7	86-0720	1	Decal-HOC, LH Center
25:8	86-0730	1	Decal-HOC, RH Center
25:9	86-0740	1	Decal-Belt, Center
26	3234-1	1	Screw-HHF
27	68-6840	1	Shaft-Roller
28	32128-21	1	Nut-HF
29	68-6710	1	Roller
30	92-9727	2	HOC Cap ASM
30:1	92-5581	1	Ring-Retaining
30:2	92-5583	1	Washer-Cap
30:3	92-9726	1	Spring-Compression
30:4	92-8861	1	Cap-HOC
31	69-7290-01	2	Mount-Joint, Ball
32	32128-23	4	Nut-HF
33	77-0950	2	Washer-Castor
35	69-1510	10	Spacer-Castor

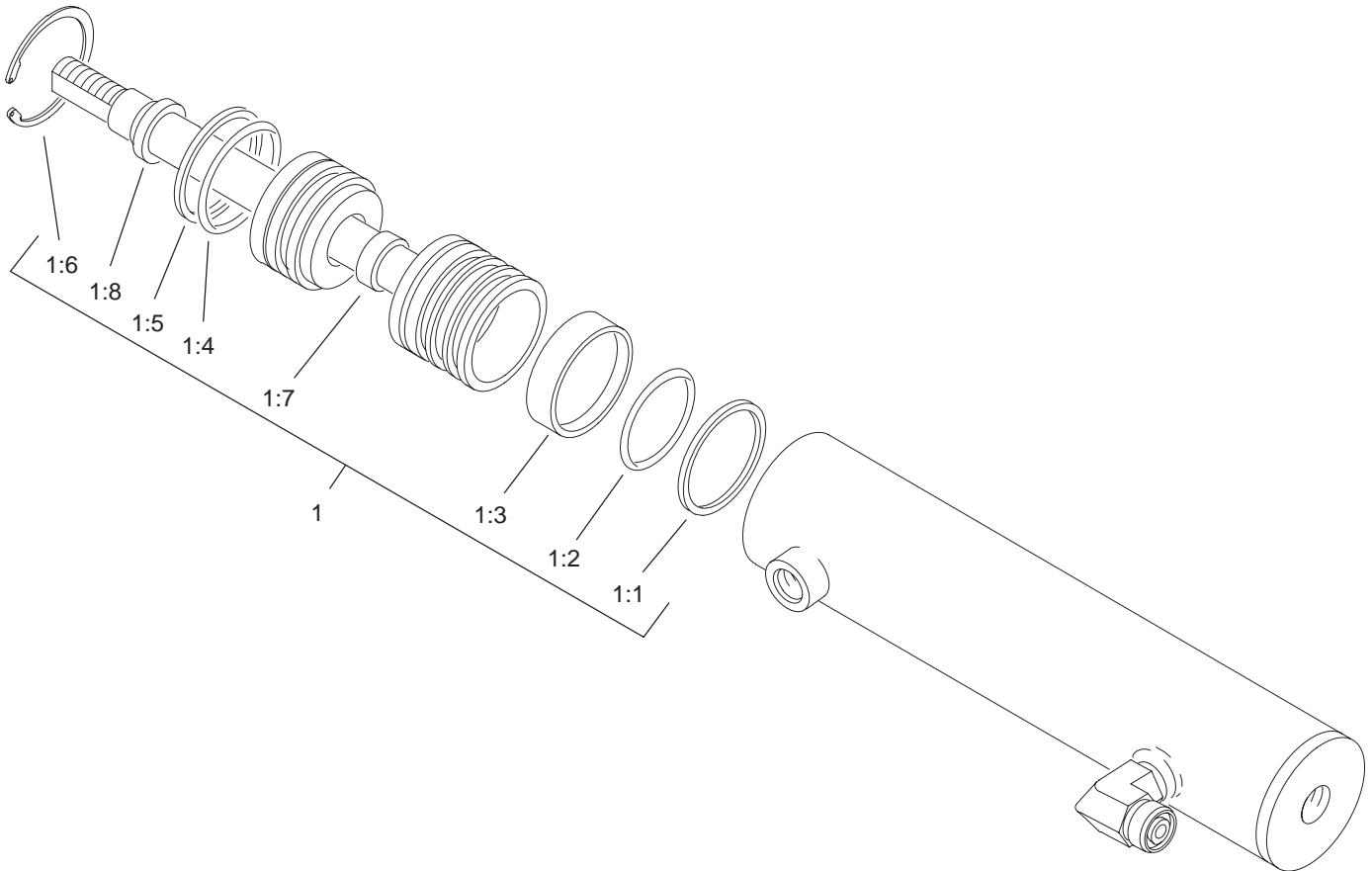


Sheet No.:4

## Center Deck Assembly (Continued)

Ref. No.	Part No.	Qty.	Description	Ref. No.	Part No.	Qty.	Description
	36	2	Fitting-Grease				
	38	4	Nut-Jam				
	39	2	Female Rod End ASM				
	*39:2:1	1	Nut-SHH				
	*39:2:2	1	Seal				
	*39:2:3	1	Fitting-Grease				
	40	2	Male Rod End ASM				
	*40:2:1	1	Nut-SHH				
	*40:2:2	1	Seal				
	*40:2:3	1	Fitting-Grease				
	41	2	Nut-Lock, NI				
	46	2	Spring-Comp, Lift				
	47	4	Washer-Flat				
	48	4	Nut-Lock, NI				
	49	4	Screw-HH				
	50	1	Shield-Wire Harness, LH				
	53	1	Shield-Wire Harness, RH				

\* Not illustrated



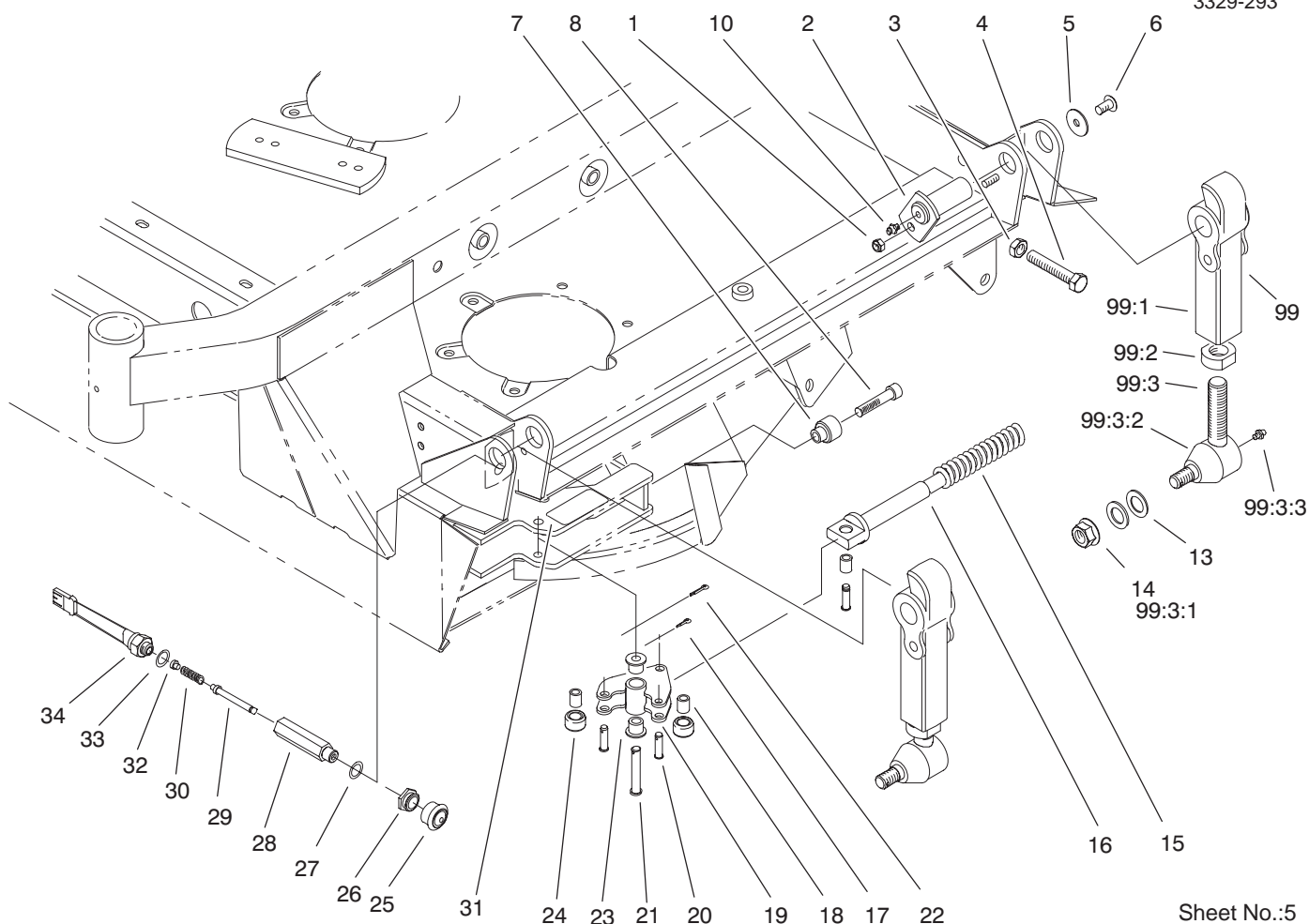
Sheet No.:A1  
T-3922

## Hydraulic Cylinder Assembly No. 106-1033

Ref. No.	Part No.	Qty.	Description
1	106-1058	1	Kit-Seal
☆1:1		1	Ring-Piston
☆1:2		1	O-Ring
☆1:3		1	Ring-Wear
☆1:4		1	O-Ring
☆1:5		1	Ring-Back Up
☆1:6		1	Ring-Snap
☆1:7		1	U-Cup
☆1:8		1	Wiper-Rod

Ref. No.	Part No.	Qty.	Description

☆ Not serviced separately

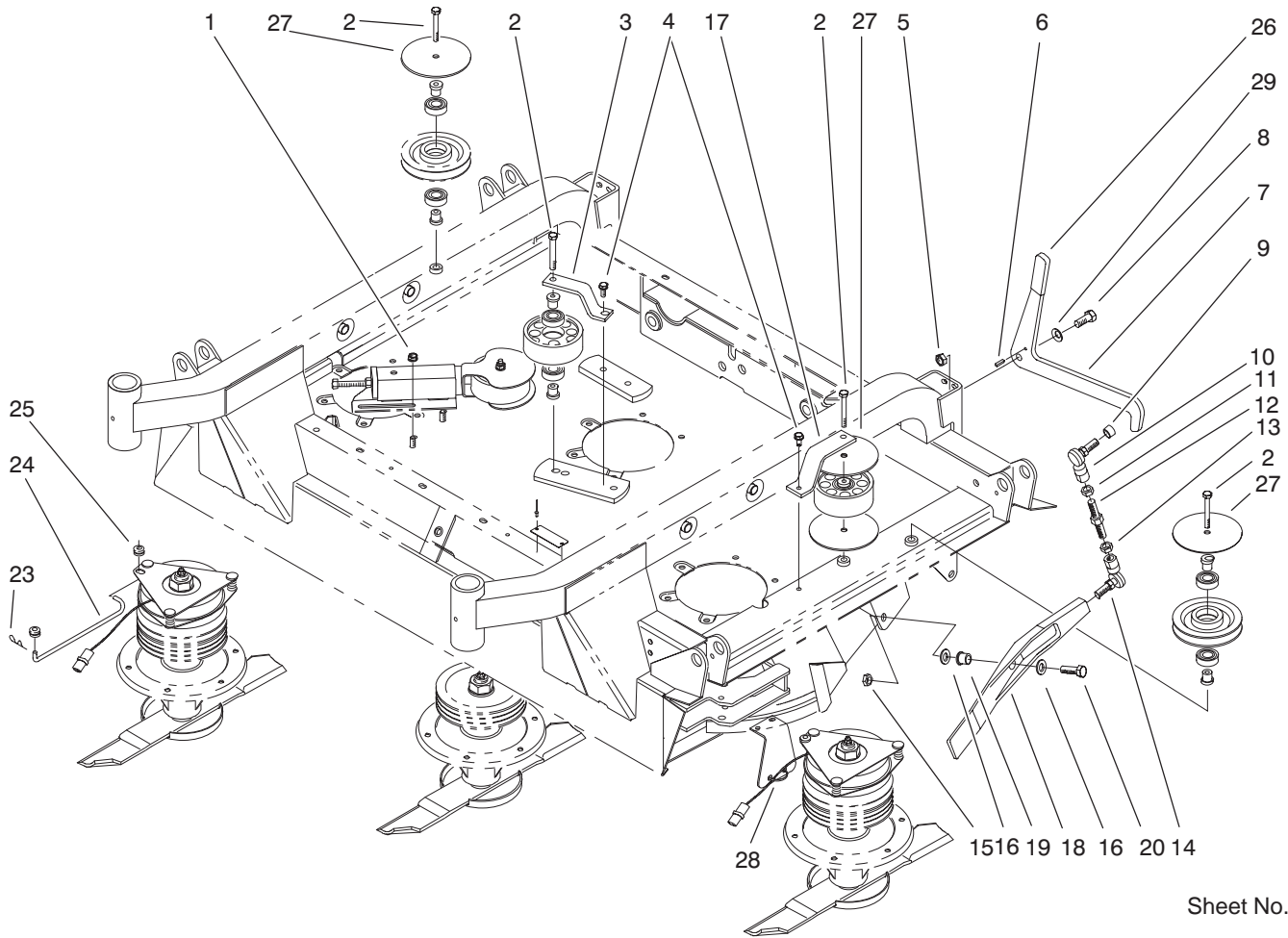


Sheet No.:5

## Deck Breakaway Assembly

Ref. No.	Part No.	Qty.	Description
1	3296-29	4	Nut-Lock, NI
2	106-7171	4	Pin Pivot ASM
3	3218-18	2	Nut-Jam
4	60-9870	2	Screw
5	53-6380	4	Washer-Flat
6	323-4	4	Screw-HH
7	92-4036	2	Cap-Rod
8	92-4037	2	Capscrew-HSH
10	302-5	4	Fitting-Grease
13	86-1440	8	Washer-Flat
14	32128-54	4	Nut-Flange
15	86-2560-01	2	Spring-Compression
16	86-2650	2	Spring-Support
17	3272-5	6	Pin-Cotter
18	86-2090	6	Bushing-Pm
19	86-2150	2	Lock
20	283-61	6	Pin-Yoke
21	86-2130	2	Pin-Clevis
22	3272-9	2	Pin-Cotter
23	86-2180	4	Bushing-Flange
24	86-2120	4	Roller-Lock
25	94-8031	2	Boot-Switch
26	94-8029	2	Nut-Special
27	237-7	2	O-Ring
28	94-8023	2	Guide-Pin, Switch
29	94-8024	2	Plunger-Switch

Ref. No.	Part No.	Qty.	Description
30	43-8600	2	Spring-Compression
31	55-4300	2	Decal-W arning
32	43-8610	2	Guide
33	237-42	2	O-Ring
34	72-4320	2	Switch-Ball, N.o.
99	106-1007	1	Pivot Arm Kit
99:1	106-1006-01	1	Arm-Pivot
99:2	86-2070	1	Nut
99:3	86-2080-01	1	Joint-Ball
99:3:1	32136-2	1	Nut-SHH
99:3:2	105-7835	1	Seal
99:3:3	302-5	1	Fitting-Grease



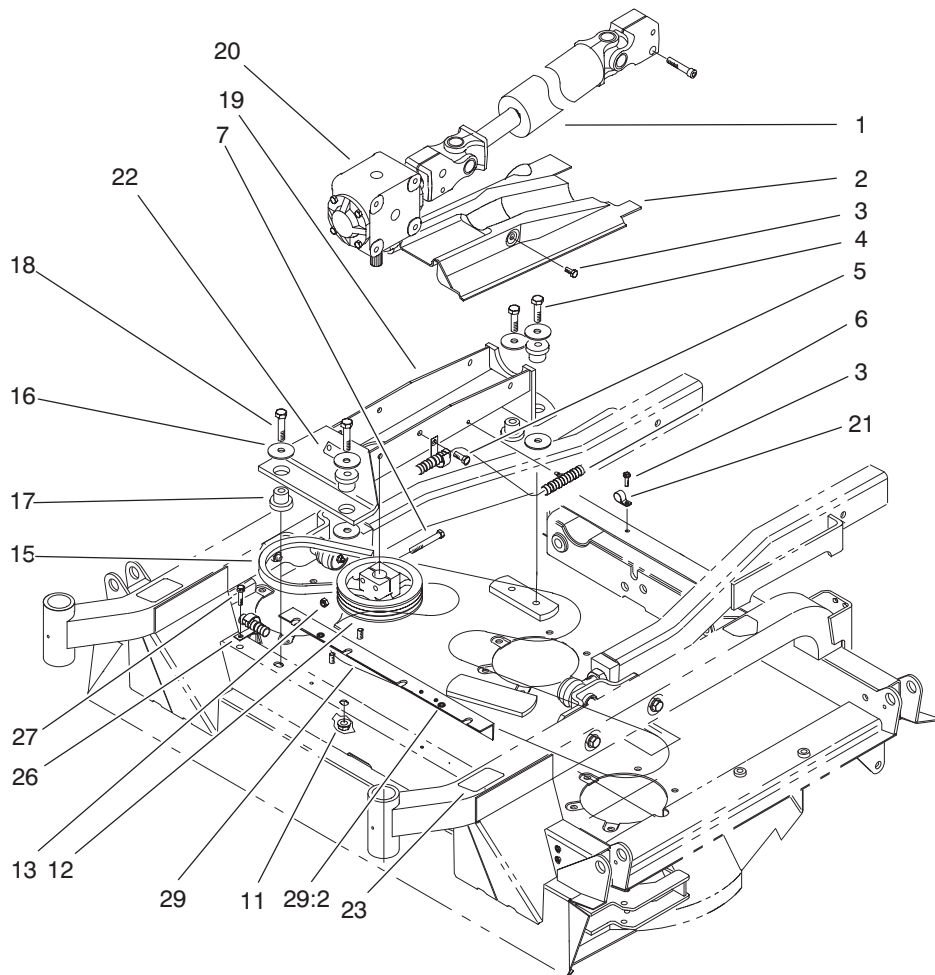
Sheet No.:6

### Trap Door Assembly

Ref. No.	Part No.	Qty.	Description
1	32128-19	2	Nut-HF
2	323-13	4	Screw-HH
3	86-1820-01	1	Bracket-Pulley
4	32144-70	2	Screw-HH
5	3296-25	2	Nut-Lock, NI
6	32121-11	2	Pin-Roll
7	86-2400-01	2	Latch-Arm
8	325-5	2	Screw-HH
9	86-1560	2	Spacer-Cylinder, Lift
10	86-1490	2	End-Rod, LH Thread
11	3220-12	2	Nut-HJ, LH Thread
12	86-1570	2	Rod-Threaded
13	3220-5-01	2	Nut-HJ
14	86-1550	2	End-Rod, RH Thread
15	3296-25	2	Nut-Lock, NI
16	3256-26	4	Washer-Flat
17	92-7766-01	1	Bracket-Pulley
18	92-4033-01	2	Trap-Door
19	256-243	2	Bearing-Flange
20	325-7	2	Screw-HH
23	3290-467	2	Pin-Hair
24	86-2590	2	Rod-Clutch
25	237-141	4	Grommet-Rubber
26	48-7081	2	Grip-Plastic
27	86-2600-01	4	Washer-Guide, Belt

Ref. No.	Part No.	Qty.	Description
28	3290-378	2	Tie-Cable
29	3290-483	2	Washer-Conical





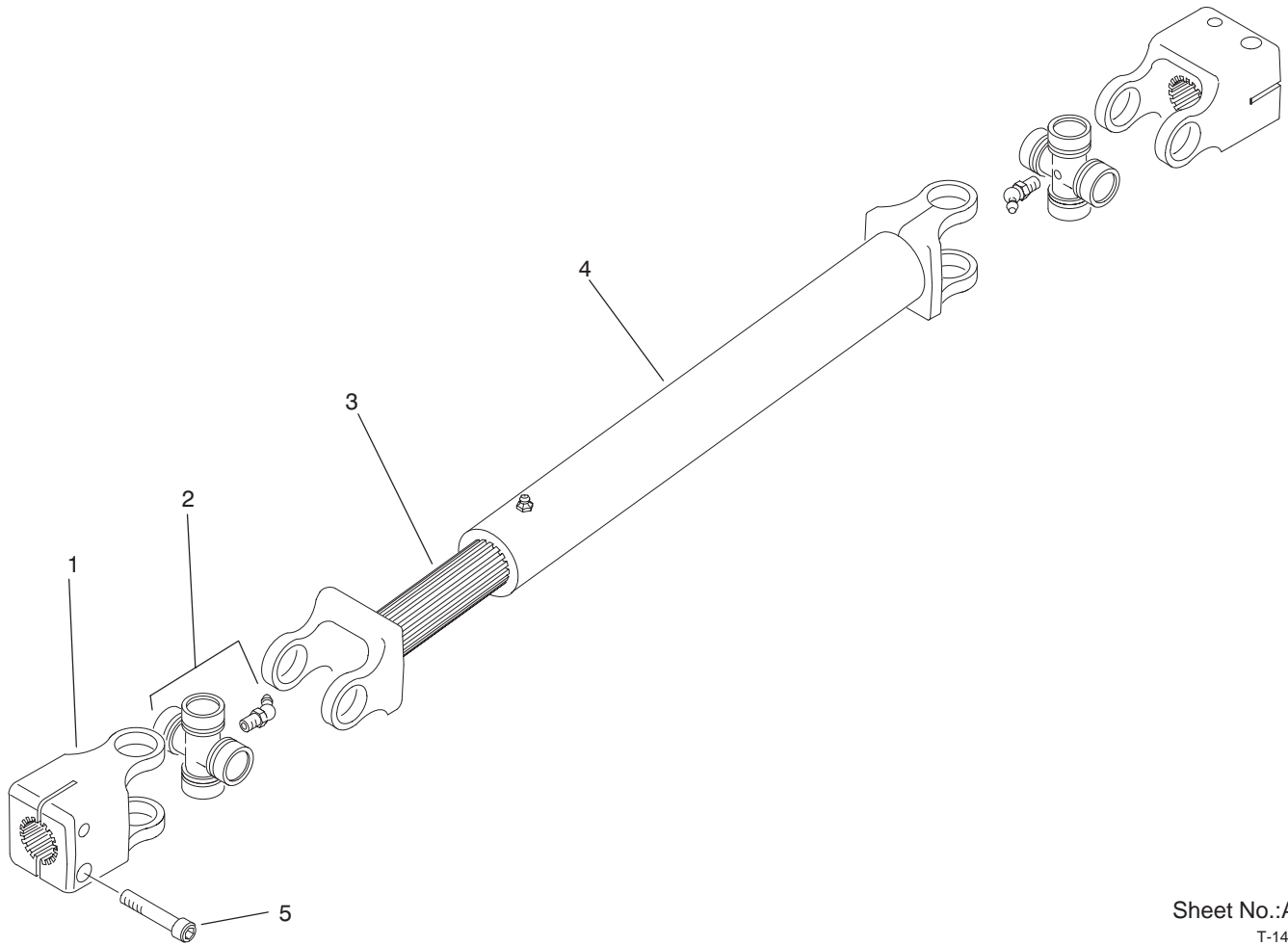
Sheet No.:7

## Drive Assembly

Ref. No.	Part No.	Qty.	Description	Ref. No.	Part No.	Qty.	Description
1	86-1730	1	Driveshaft				
2	86-1830	1	Cover-Driveshaft				
3	32144-70	3	Screw-HH				
4	325-7	2	Screw-HH				
5	3234-1	4	Screw-HHF				
6	106-1032	1	Harness-Wire, Deck				
7	323-14	2	Screw-HH				
11	32128-23	2	Nut-HF				
12	86-3100-03	1	Pulley-Gearbox, High Speed				
*12	86-1410-03	1	Pulley-Gearbox				
13	3296-39	2	Nut-Lock, NI				
15	86-1970	1	V-Belt				
16	86-1990	6	Washer				
17	84-1550	4	Mount-Rubber				
18	325-9	2	Screw-HH				
19	86-2020-01	1	Support-Gearbox				
20	100-2585	1	Gearbox				
21	2412-138	1	R-Clamp				
22	70-2560	1	Decal-Oil				
23	86-0780	1	Decal-HOC				
26	2412-150	1	J-Clip				
27	3234-1	2	Screw-HHF				
29	100-2591	1	Shield ASM				
29:2	32148-9	2	Insert-Nut				

\* Not illustrated



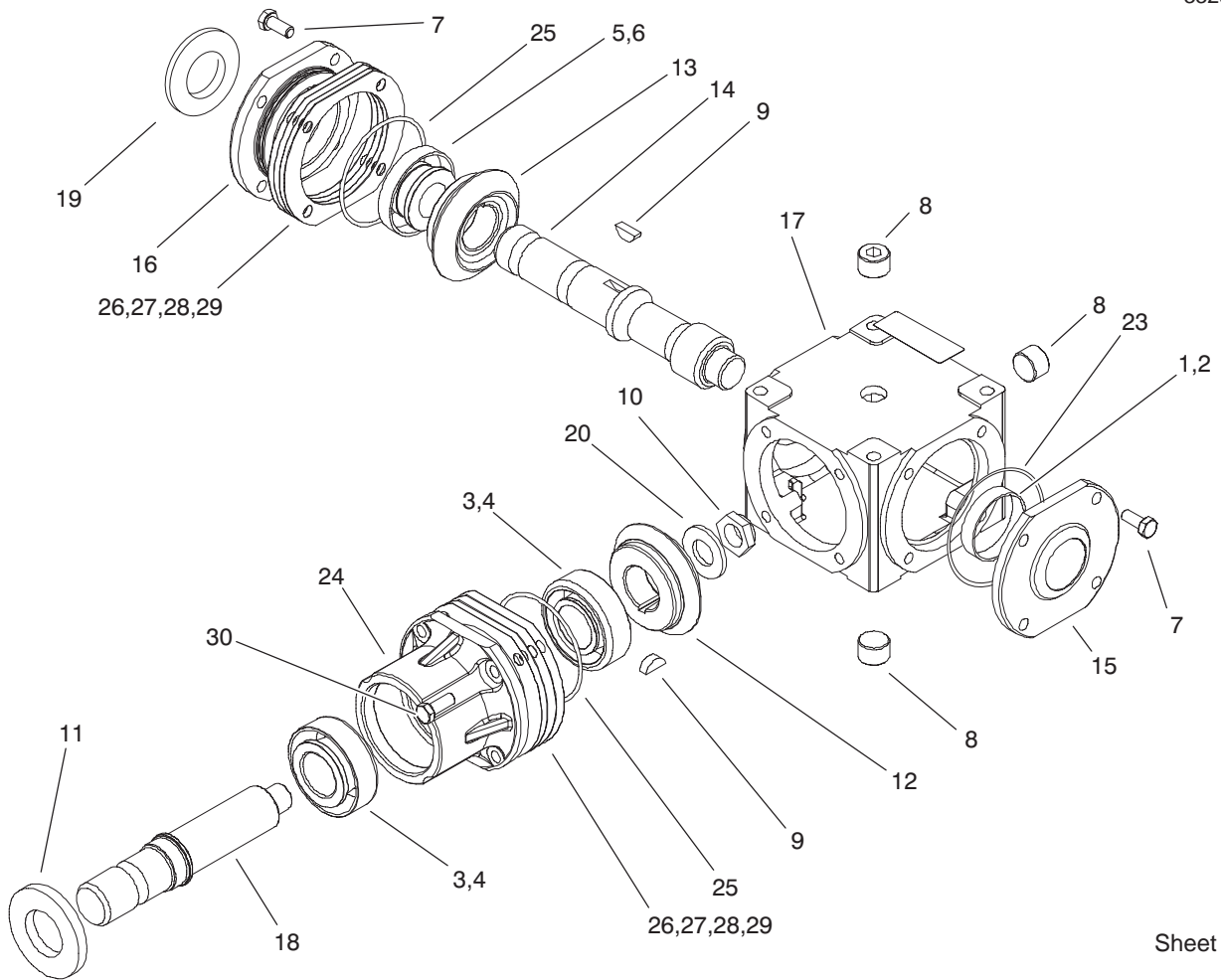


Sheet No.:A2  
T-1465

### Driveshaft Assembly No. 86-1730

Ref. No.	Part No.	Qty.	Description
1	86-1 150	2	Yoke-End
2	86-1 160	2	Kit-Joint, Universal
3	86-1 170	1	Shaft-Yoke, Slip
4	86-1 180	1	Tube-Yoke, Slip
5	3273-17	4	Screw-HSH

Ref. No.	Part No.	Qty.	Description

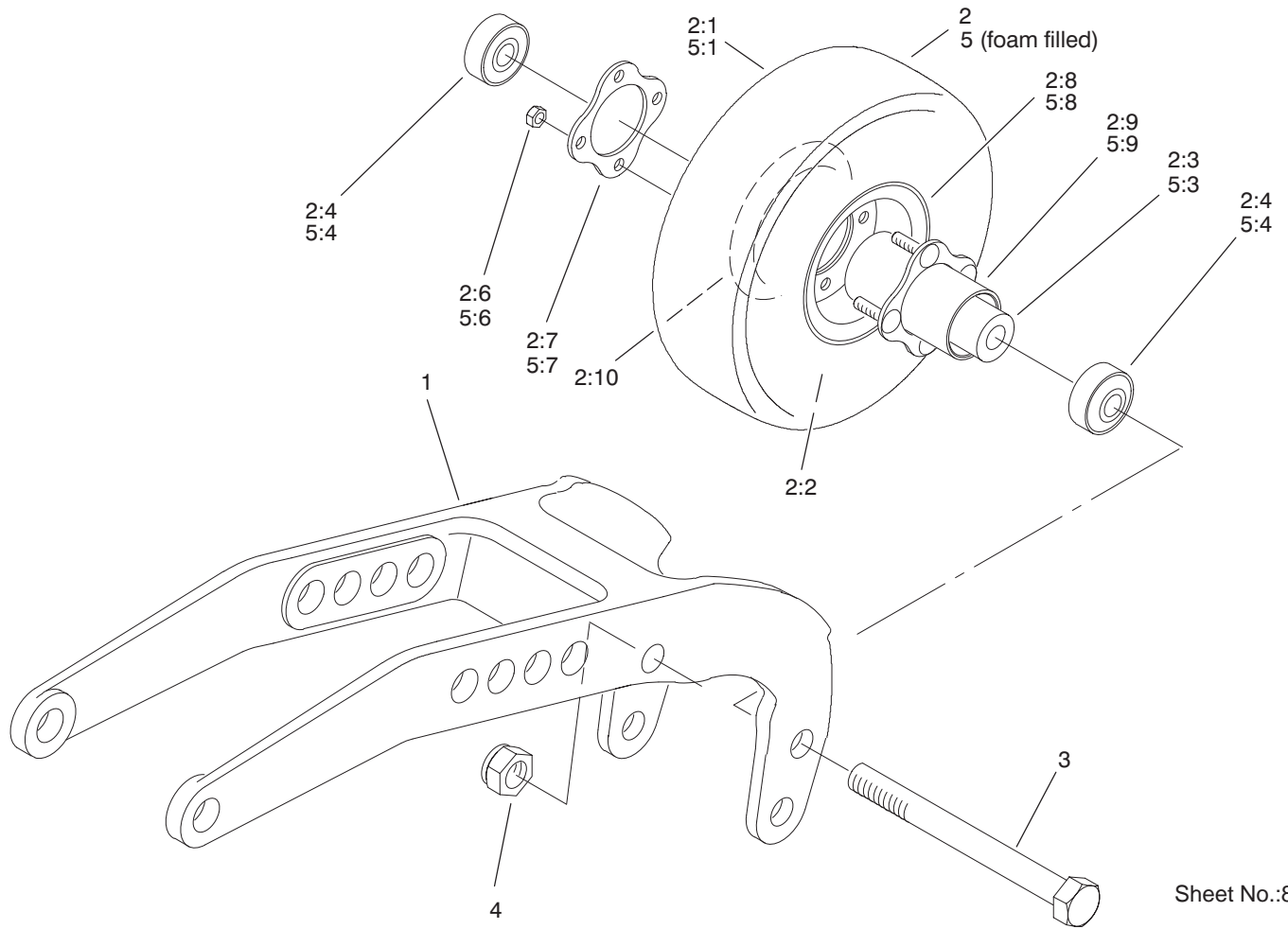


Sheet No.:A3  
T-3570

## Gearbox Assembly No. 100-2585

Ref. No.	Part No.	Qty.	Description
1	100-4571	1	Bearing-Cup
2	100-4572	1	Bearing-Cone
3	104-2359	2	Bearing-Cup
4	104-2360	2	Bearing-Cone
5	100-5817	1	Bearing-Cup
6	104-2358	1	Bearing-Cone
7	100-5818	8	Screw-HH
8	100-5812	3	Plug
9	100-4580	2	Key-Woodruff
10	100-1391	2	Nut-Lock
11	104-2361	1	Seal
12	104-2367	1	Gear-RH
13	104-2368	1	Gear-LH
14	104-2362	1	Shaft-Input
15	100-9984	1	Cap-End, Closed
16	104-2357	1	Cap-End, Open
17	100-5826	1	Case
18	104-2363	1	Shaft-Output
19	104-2364	1	Seal
20	100-5824	2	Washer
23	100-5847	1	O-Ring
24	104-2365	1	Housing-Pinion
25	100-5848	2	O-Ring
26	100-1394	3	Shim-Green (.003in)
27	100-7758	3	Shim-Blue (.005in)
28	100-1396	3	Shim-Brown (.010in)

Ref. No.	Part No.	Qty.	Description
29	100-7760	3	Shim-Yellow (.020in)
30	104-2366	4	Screw

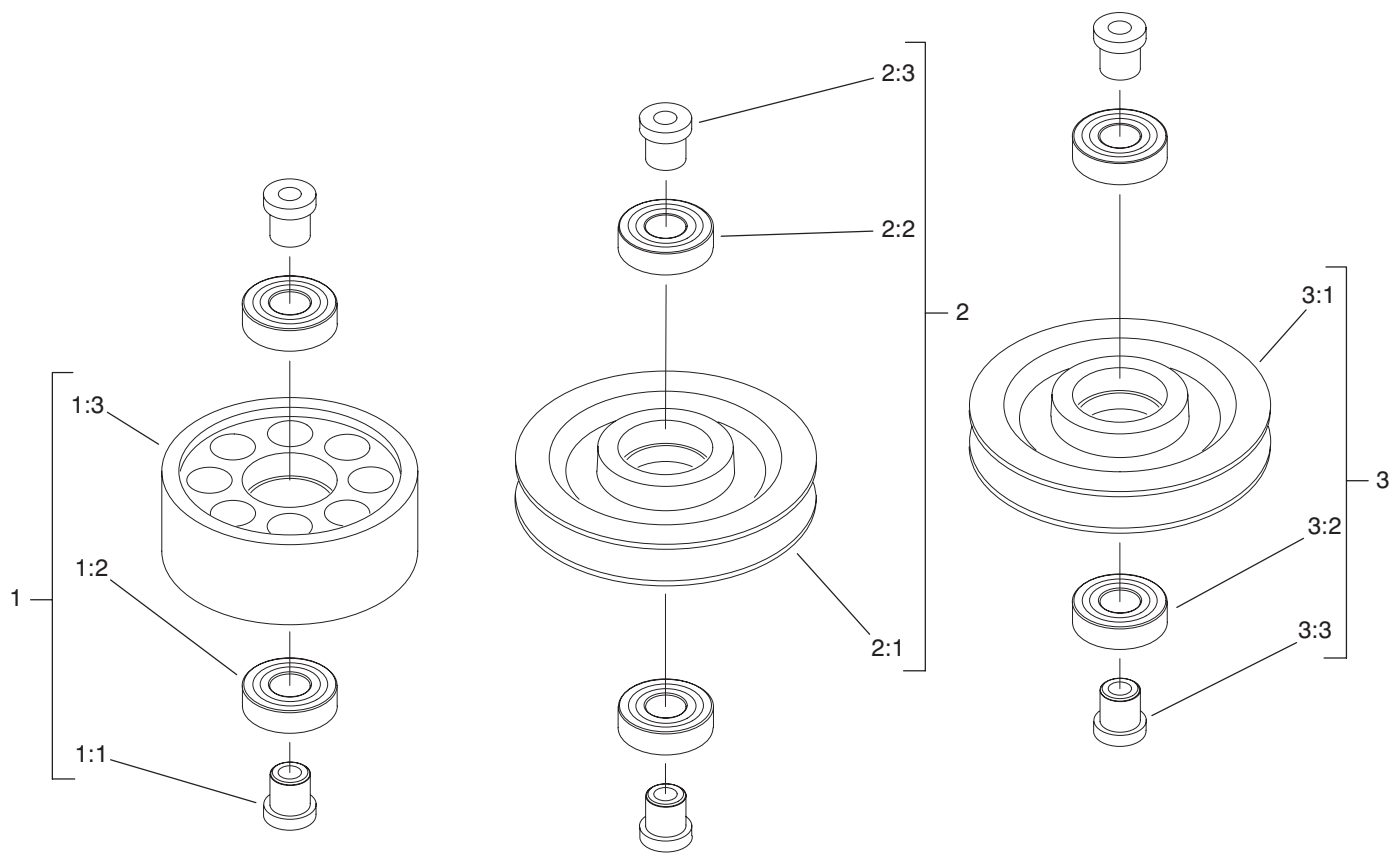


Sheet No.:8

## Rear Castor Assembly

Ref. No.	Part No.	Qty.	Description
1	75-9790-01	2	Arm-Pivot
2	93-9938	2	8in Wheel ASM
2:1	93-9939	1	Tire
2:2	68-8950	1	Tube-Inner (W/Valve)
2:3	93-4241	1	Spacer-Bearing, Inner
2:4	93-4237	2	Bearing
2:6	32128-16	4	Nut-HHF
2:7	93-4242	1	Plate
2:8	93-4239	1	Rim-Wheel, Half
2:9	93-5980	1	Hub
2:10	95-2741	1	Rim-Wheel, Half
3	327-24	2	Screw-HH
4	3296-53	2	Nut-Lock, NI
5	93-5974	2	8in Foam Filled Wheel ASM
5:1	93-9939	1	Tire
5:3	93-4241	1	Spacer-Bearing, Inner
5:4	93-4237	2	Bearing
5:6	32128-16	4	Nut-HHF
5:7	93-4242	1	Plate
5:8	93-4239	2	Rim-Wheel, Half
5:9	93-5980	1	Hub

Ref. No.	Part No.	Qty.	Description

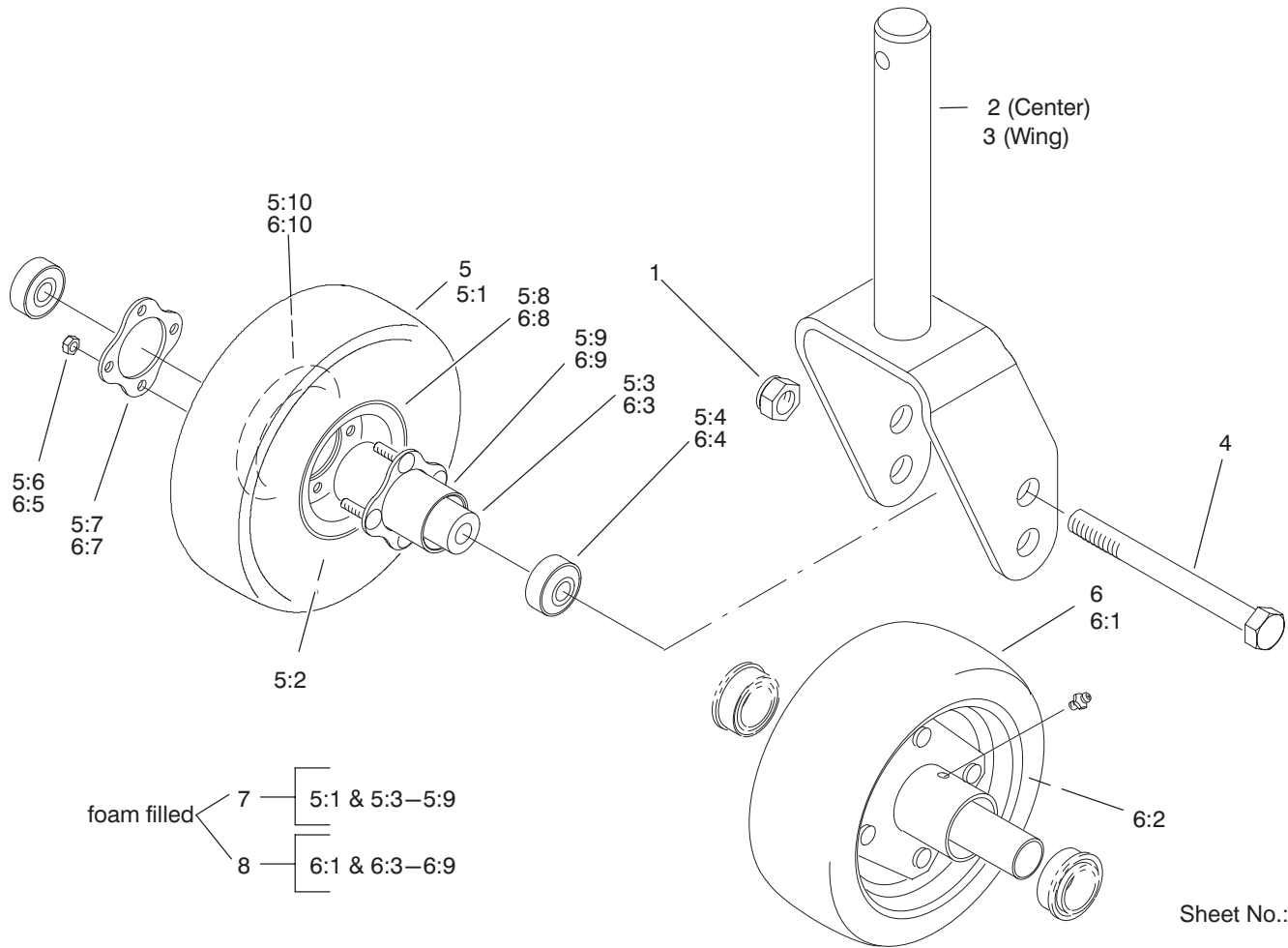


Sheet No.:9

## Pulley Assembly

Ref. No.	Part No.	Qty.	Description
1	92-0625	6	Flat Pulley ASM
1:1	100-2587	2	Spacer-Bearing
1:2	38-7820	2	Bearing-Ball
1:3	84-0920	1	Pulley-Flat
2	92-9722	4	V-Pulley ASM
2:1	92-9719	1	Pulley-V
2:2	38-7820	2	Bearing-Ball
2:3	100-2587	2	Spacer-Bearing
3	104-2355	2	Idler Pulley ASM
3:1	104-2356	1	Pulley-Idler
3:2	38-7820	2	Bearing-Ball
3:3	100-2587	2	Spacer-Bearing

Ref. No.	Part No.	Qty.	Description

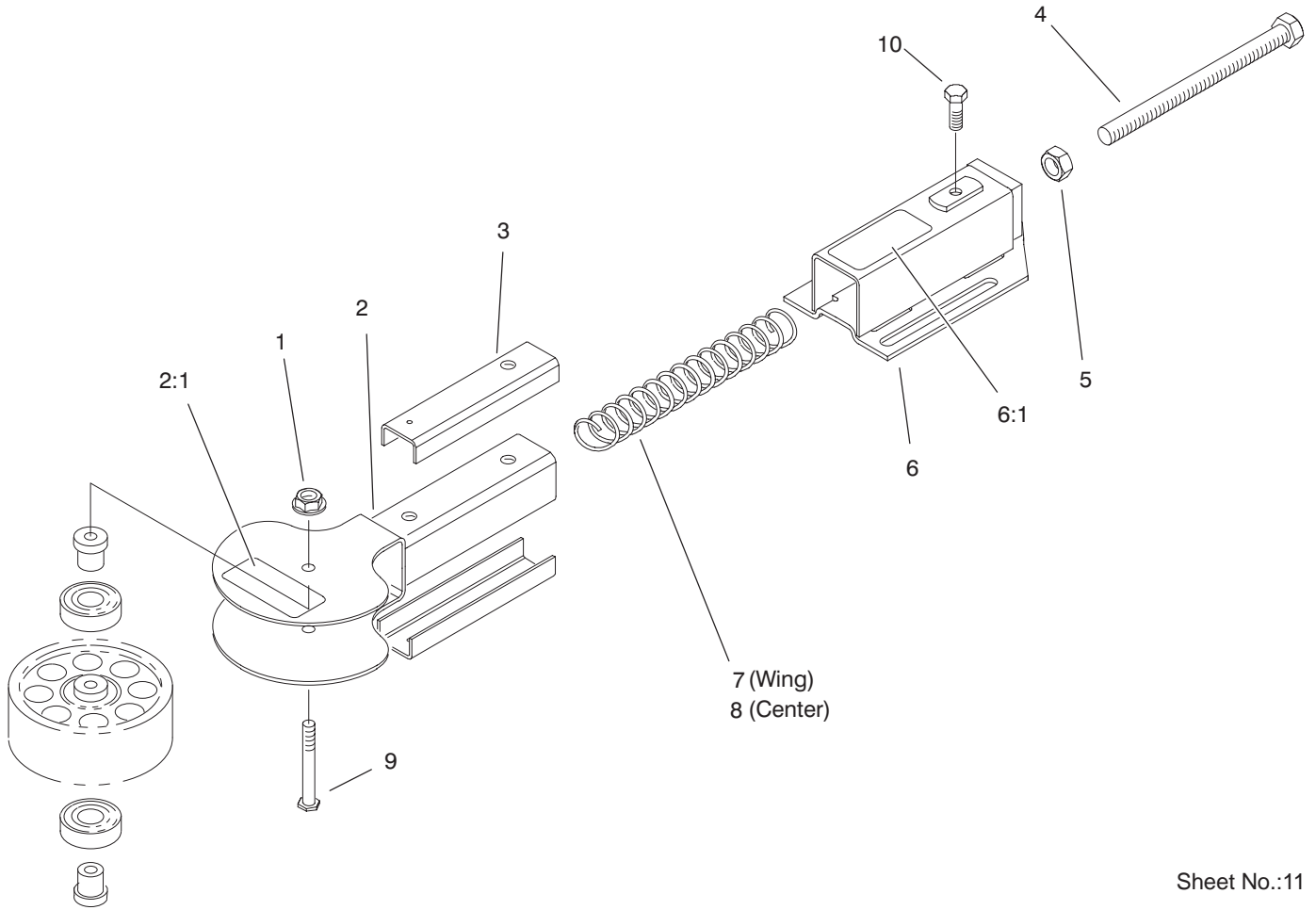


Sheet No.:10

## Front Castor Assembly

Ref. No.	Part No.	Qty.	Description
1	3296-53	4	Nut-Lock, NI
2	92-7750-01	2	Fork-Castor
3	92-7752-01	2	Fork-Castor
4	327-24	4	Screw-HH
5	93-9938	2	8in Wheel ASM
5:1	93-9939	1	Tire
5:2	68-8950	1	Tube-Inner (W/Valve)
5:3	93-4241	1	Spacer-Bearing, Inner
5:4	93-4237	2	Bearing
5:6	32128-16	4	Nut-HHF
5:7	93-4242	1	Plate
5:8	93-4239	1	Rim-Wheel, Half
5:9	93-5980	1	Hub
5:10	95-2741	1	Rim-Wheel, Half
6	93-4240	2	10in Wheel ASM
6:1	93-4243	1	Tire
6:2	93-4244	1	Tube-Inner (W/Valve)
6:3	93-4241	1	Spacer-Bearing, Inner
6:4	93-4237	2	Bearing
6:5	32128-16	4	Nut-HHF
6:7	93-4242	1	Plate
6:8	93-4239	1	Rim-Wheel, Half
6:9	93-5980	1	Hub
6:10	95-2741	1	Rim-Wheel, Half
7	93-5974	2	8in Foam Filled Wheel ASM

Ref. No.	Part No.	Qty.	Description
8	93-5973	2	10in Foam Filled Wheel ASM

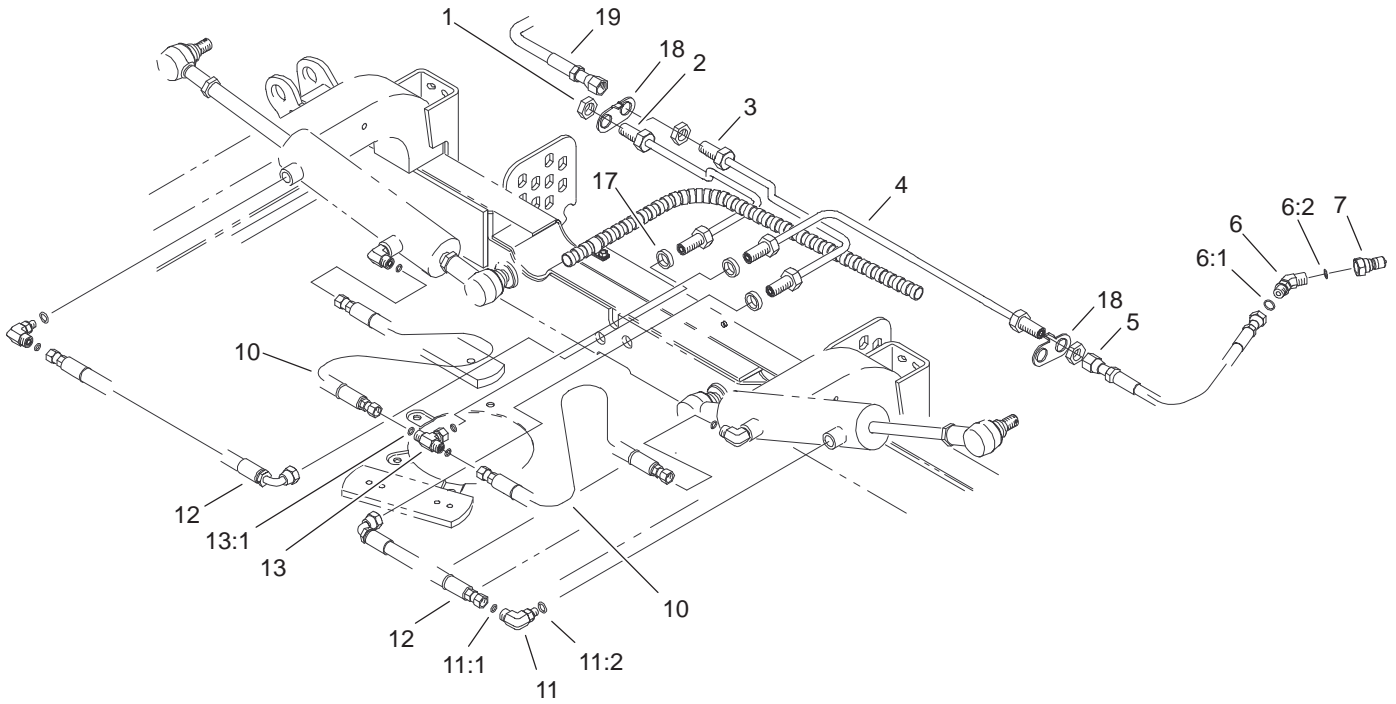


Sheet No.:11

## Belt Tensioner Assembly

Ref. No.	Part No.	Qty.	Description
1	32128-43	3	Nut-Flange
2	95-4383	3	Pulley Yoke ASM
2:1	55-4300	1	Decal-W arning
3	86-0060	6	Sleeve-T ube
4	86-0050	3	Screw
5	3217-9	3	Nut-HH
6	92-0626	3	Tube ASM
6:1	106-1005	1	Decal-Adjustment, Gm
7	92-7767	2	Spring-Compression
8	92-7768	1	Spring-Compression
9	86-2000	3	Screw
10	322-5	3	Screw-HH

Ref. No.	Part No.	Qty.	Description



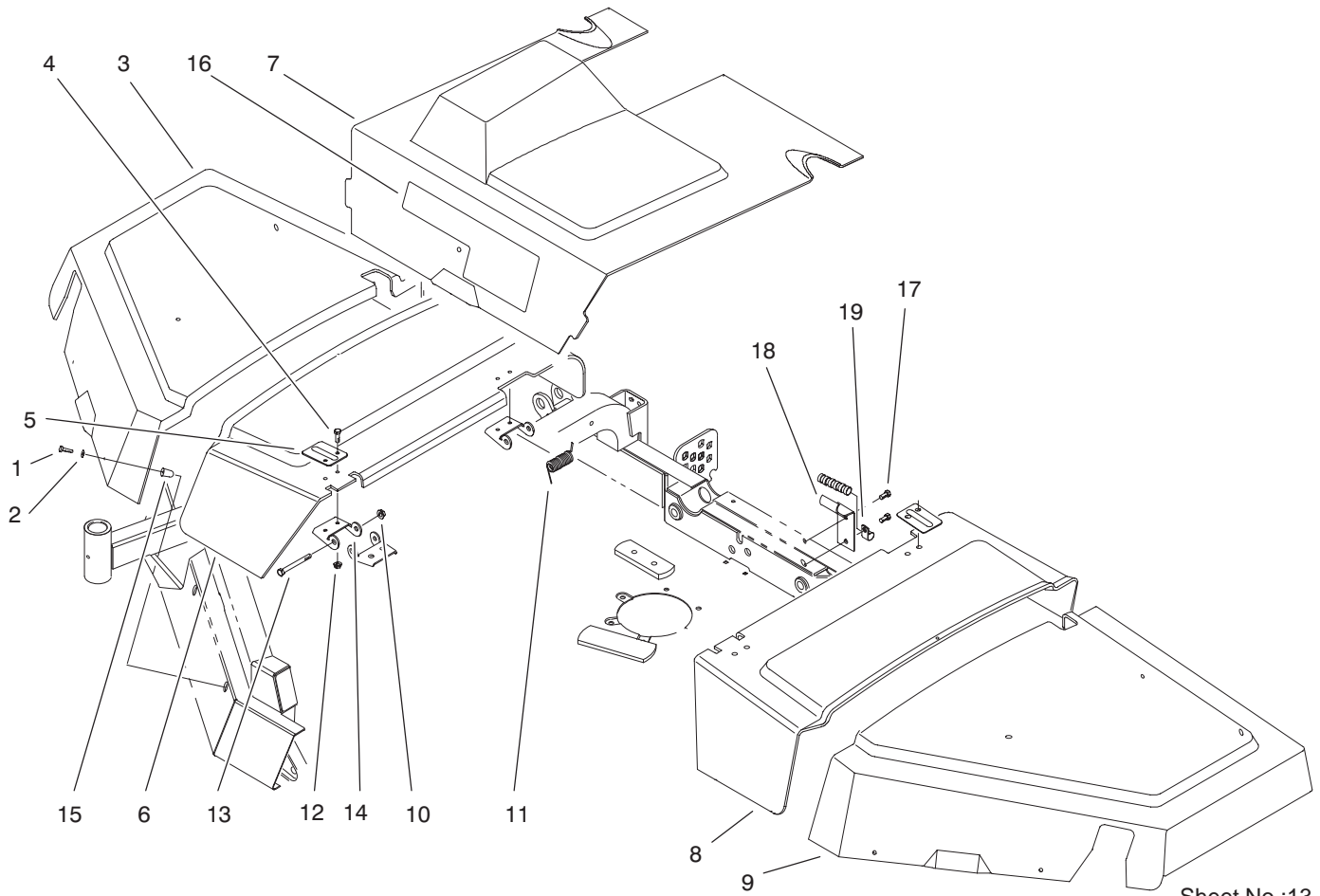
Sheet No.:12

### Hydraulic Assembly

Ref. No.	Part No.	Qty.	Description
1	340-70	6	Nut-Lock
2	86-2480	1	RH Cylinder Tube ASM
3	86-2490	1	LH Cylinder Tube ASM
4	86-2470	1	Cylinder Drain Tube ASM
5	86-2460	2	Hose ASM
6	340-87	3	Fitting-HYD, 45°
6:1	237-22	1	O-Ring
6:2	237-42	1	O-Ring
7	86-5460	3	Nipple-Coupler
10	76-9420	2	Hose ASM
11	340-77	2	Fitting-HYD, 90°
11:1	237-22	1	O-Ring
11:2	237-42	1	O-Ring
12	86-2440	2	Hose ASM
13	340-166	1	Fitting-Tee, HYD
13:1	237-22	1	O-Ring
17	86-0690	3	Spacer
18	92-5807	2	Retainer-Hardlines
19	86-1420	1	LH Lift Hose ASM

Ref. No.	Part No.	Qty.	Description

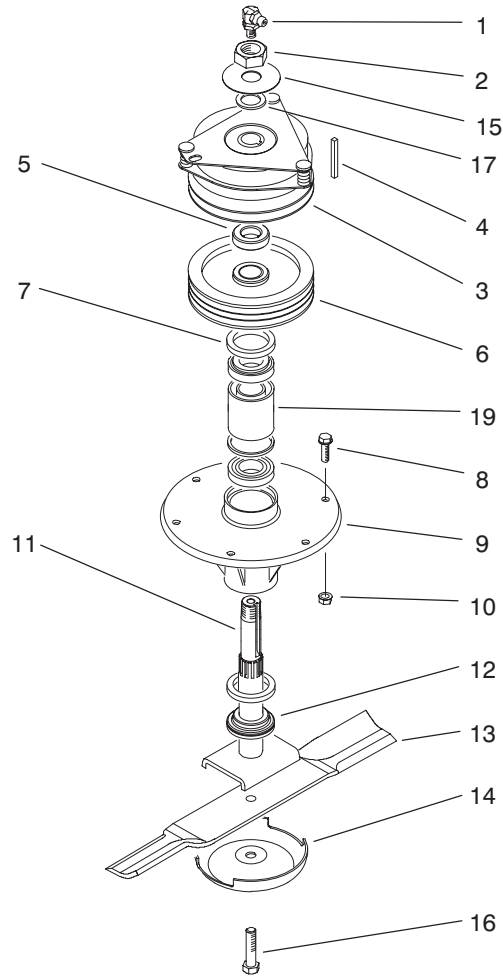




Sheet No.:13

# Cover Assembly

Ref. No.	Part No.	Qty.	Description	Ref. No.	Part No.	Qty.	Description
1	3250-20	8	Screw-PPH				
2	3256-67	8	Washer-Flat				
3	86-1840	1	Cover-Deck, RH				
4	3234-29	8	Screw-HHF				
5	86-1900-03	4	Plate-Hinge				
6	86-1870	1	Cover-Center, RH				
7	86-1860	1	Cover-Center				
8	86-1880	1	Cover-Center, LH				
9	86-1850	1	Cover-Deck, LH				
10	3296-59	4	Nut-Lock, NI				
11	86-1920	2	Spring-Torsion				
12	32128-20	8	Nut-HF				
13	323-15	4	Screw-HH				
14	86-1890-03	4	Hinge				
15	86-0790	8	Insert-Cover				
16	86-0770	1	Decal-Quadfloat				
17	32144-70	2	Screw-HH				
18	86-2660-01	1	Stop-Cover				
19	2412-138	1	R-Clamp				

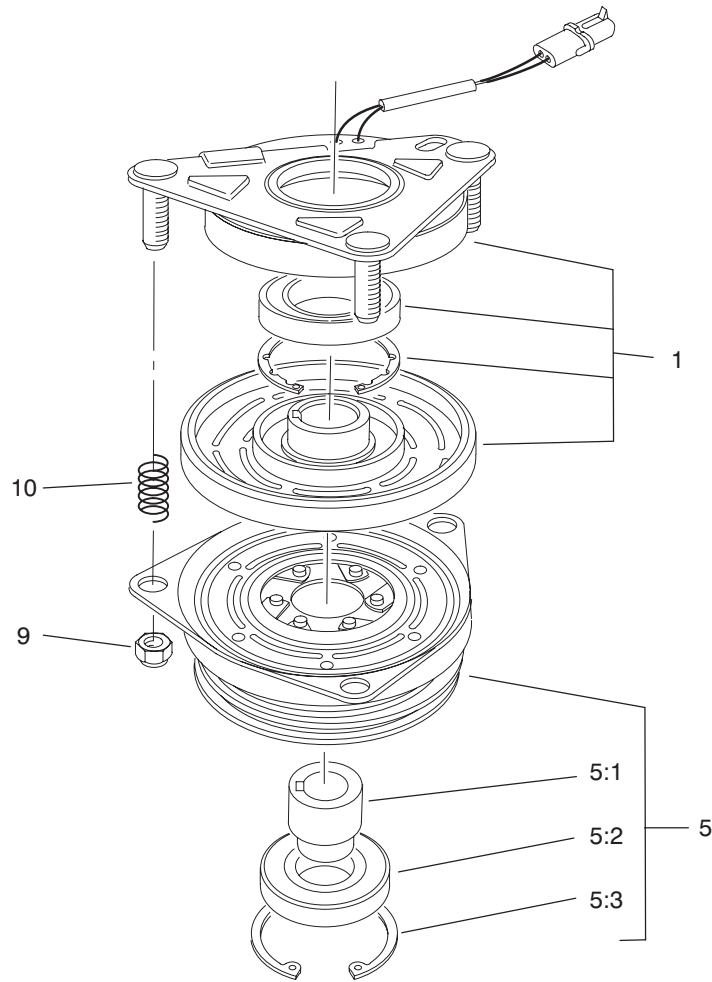


Sheet No.:14

## Clutch Spindle Assembly

Ref. No.	Part No.	Qty.	Description
1	302-33	2	Fitting-Grease
2	3296-49	2	Nut-Lock, NI
3	100-2559	2	Clutch-Brake, Electric
4	68-3220	2	Stock-Key
5	86-1740	2	Spacer
6	84-0780-01	2	Pulley-Spindle
7	253-154	4	Seal-Oil
8	3234-42	12	Screw-HHF
9	69-1530	2	Housing-Spindle
10	3290-357	12	Nut-HHF
11	86-2360	2	Shaft-Spindle, Clutch
12	69-6950	2	Spacer-Shaft, Spindle
13	86-0010-03	2	Blade
14	72-9361	2	Cup-Scalp, Anti
15	94-8013	2	Washer-Thrust
16	92-5816	2	Bolt-Blade
17	86-1480	2	Washer
19	71-2530	2	Bearing/Spacer Kit

Ref. No.	Part No.	Qty.	Description

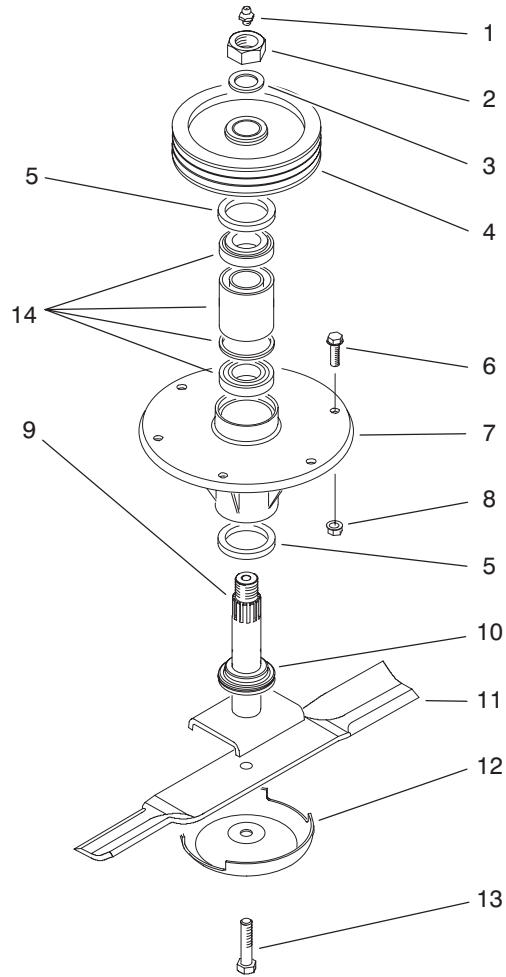


Sheet No.:A4  
T-3581

### Electric Clutch Brake Assembly No. 100-2559

Ref. No.	Part No.	Qty.	Description
1	67-7050	1	Field And Rotor ASM
5	104-2370	1	Armature ASM
5:1	67-7080	1	Sleeve-Bearing, Armature
5:2	67-7090	1	Bearing-Armature
5:3	67-7060	1	Ring-Retaining
9	3296-6	3	Nut-Lock, NI
10	44-8320	3	Spring

Ref. No.	Part No.	Qty.	Description

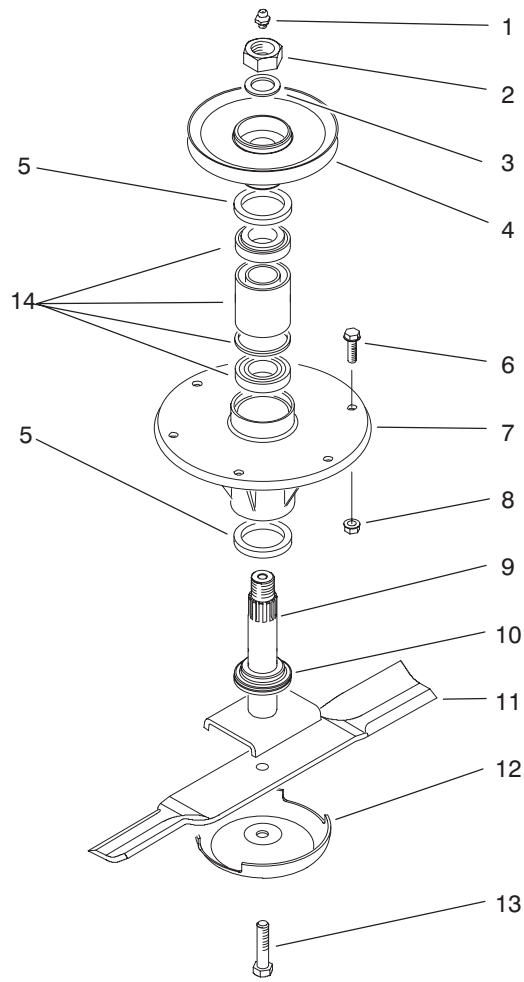


Sheet No.:15

### Center Spindle Assembly

Ref. No.	Part No.	Qty.	Description
1	302-2	1	Fitting-Grease
2	3296-49	1	Nut-Lock, NI
3	86-1480	1	Washer
4	84-0780-01	1	Pulley-Spindle
5	253-154	2	Seal-Oil
6	3234-42	6	Screw-HHF
7	69-1530	1	Housing-Spindle
8	3290-357	6	Nut-HHF
9	86-2340	1	Shaft-Spindle, Center
10	69-6950	1	Spacer-Shaft, Spindle
11	86-0010-03	1	Blade
12	72-9361	1	Cup-Scalp, Anti
13	92-5816	1	Bolt-Blade
14	71-2530	1	Bearing/Spacer Kit

Ref. No.	Part No.	Qty.	Description



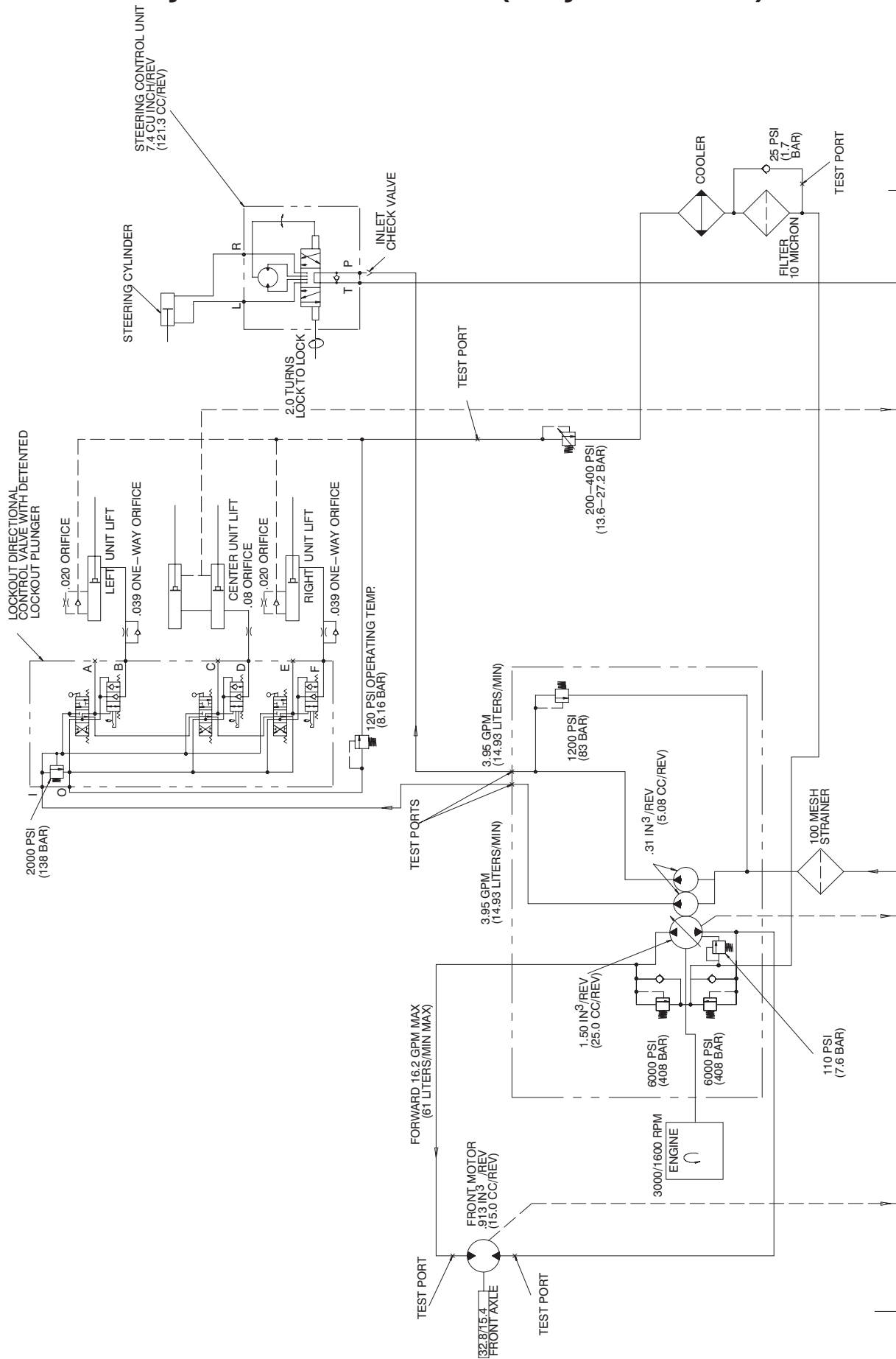
Sheet No.:16

## Wing Spindle Assembly

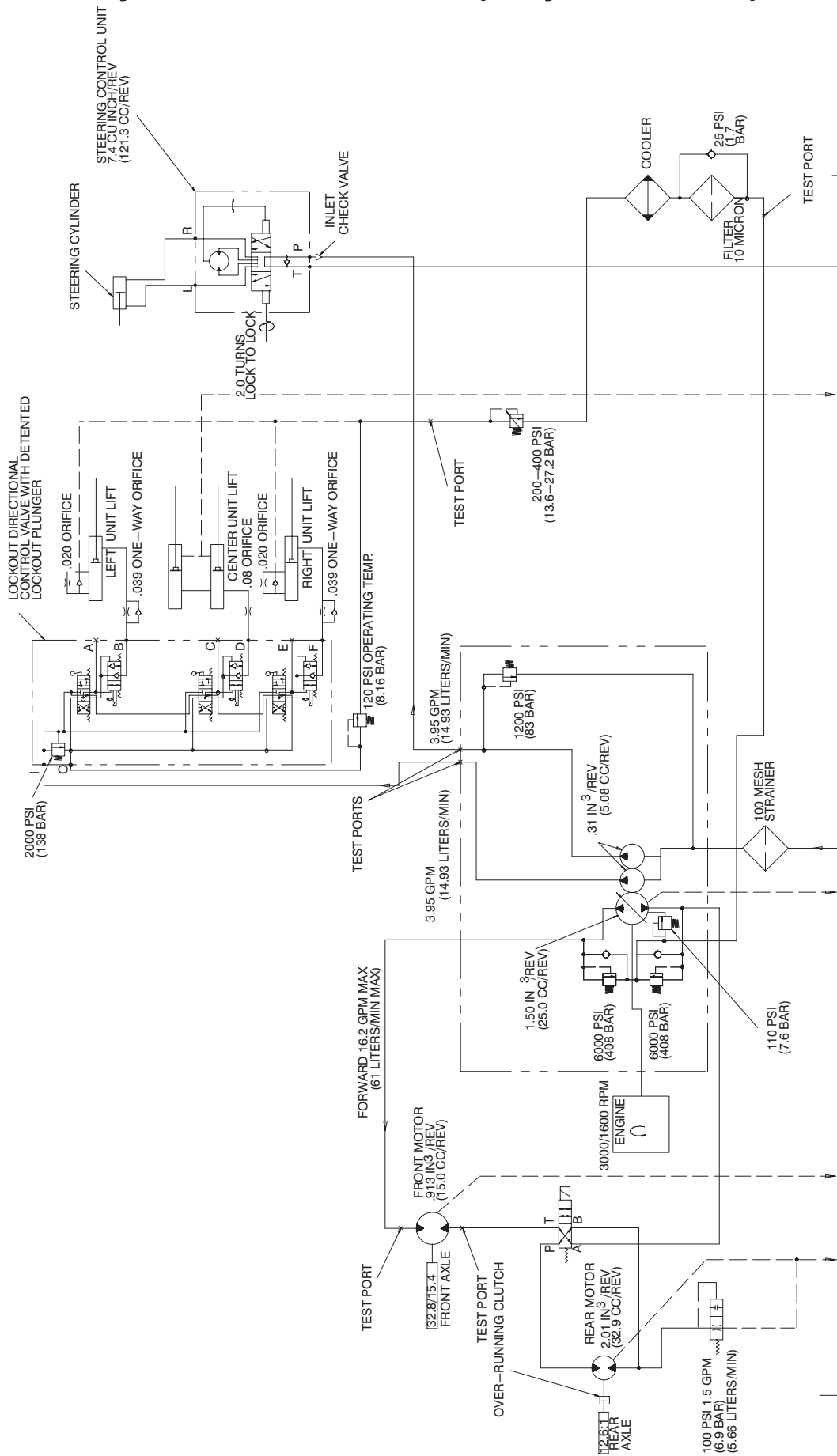
Ref. No.	Part No.	Qty.	Description
1	302-2	4	Fitting-Grease
2	3296-49	4	Nut-Lock, NI
3	86-1480	4	Washer
4	104-2354-03	4	Pulley-Spindle
5	253-154	8	Seal-Oil
6	3234-42	24	Screw-HHF
7	69-1530	4	Housing-Spindle
8	3290-357	24	Nut-HHF
9	86-2340	4	Shaft-Spindle, Center
10	69-6950	4	Spacer-Shaft, Spindle
11	86-0010-03	4	Blade
12	72-9361	4	Cup-Scalp, Anti
13	92-5816	4	Bolt-Blade
14	71-2530	4	Bearing/Spacer Kit

Ref. No.	Part No.	Qty.	Description

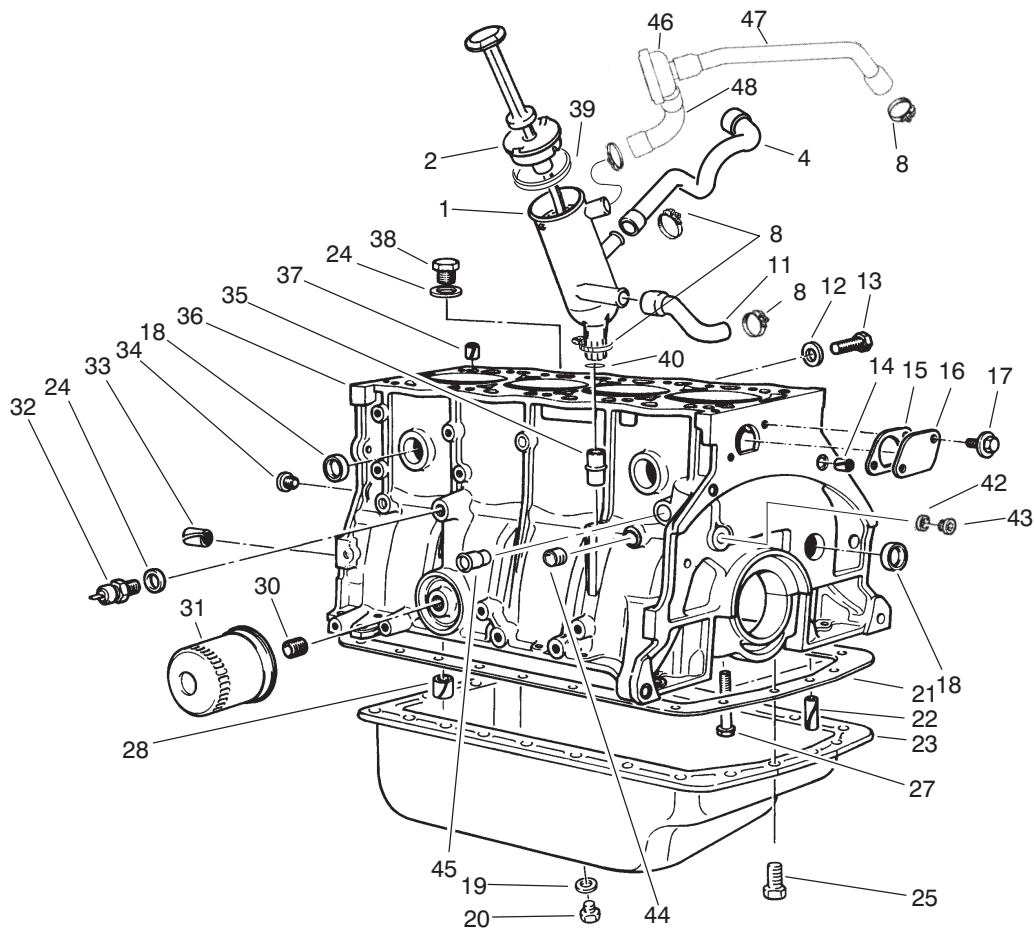
# Hydraulic Schematic (only on: 30450)



# Hydraulic Schematic (only on: 30455)







Sheet No.:3

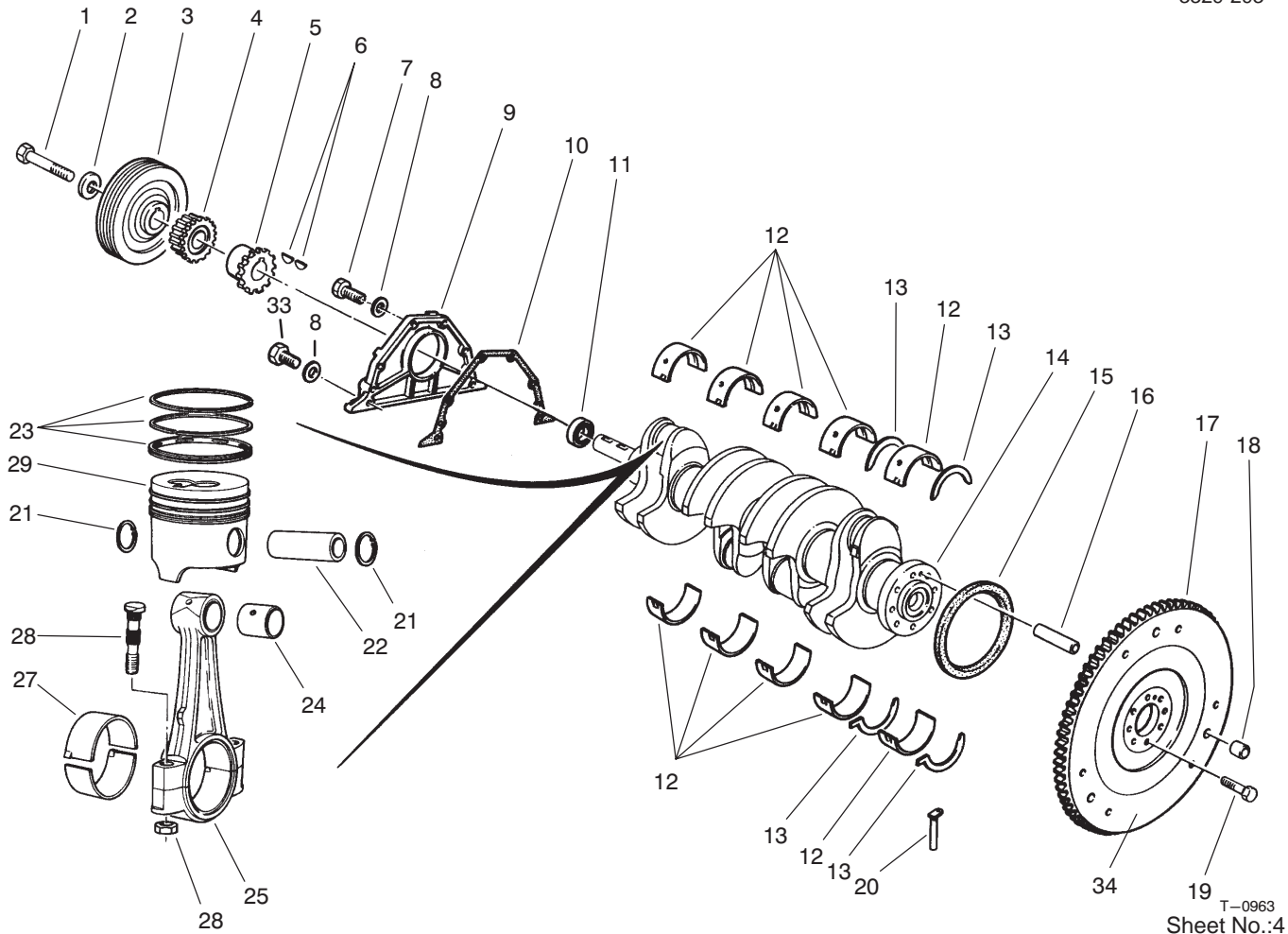
T-2142

## Crankcase Assembly

Ref. No.	Part No.	Qty.	Description
1	94-3181	1	Filler-Oil
2	94-3182	1	Plug
4	94-3184	1	Hose-Crankcase
8	2412-129	8	Clamp-Hose
11	74-7770	1	Hose-Case, Crank
12	74-7780	1	Gasket
13	74-7790	1	Screw
14	74-7800	2	Pin-Spring
15	74-7810	1	Gasket-Plate
16	74-7820	1	Plate
17	94-31 12	2	Screw
18	94-3108	8	Plug-27.5mm
18	74-7840	8	Plug
18	94-3109	9	Plug-28.5mm
19	74-7320	1	Gasket-Drain Plug, Oil
20	74-7310	1	Plug-Drain, Oil
21	74-7380	1	Gasket-Sump, Oil
22	94-31 11	2	Pin
23	74-7300	1	Oil Sump ASM
24	74-7850	2	Gasket
25	74-7330	23	Screw-HH
27	74-7930	10	Capscrew-Bearing
28	74-7940	1	Bushing-Spring
30	74-7960	1	Stud-Filter
31	74-7970	1	Filter-Oil
32	94-3180	1	Switch-Pressure

Ref. No.	Part No.	Qty.	Description
33	74-7990	4	Pin-Spring
34	74-8000	2	Plug
35	74-8010	1	Tube
36	94-3100	1	Block-Cylinder
37	74-8030	1	Pin-Spring
38	74-8040	1	Plug
39	94-3183	1	Gasket
40	94-3186	1	O-Ring
42	94-3106	2	Gasket
43	94-3104	2	Plug-Threaded
44	94-3103	1	Plug-Threaded
45	94-31 10	1	Stud
46	74-5760	1	Valve-Pvc
47	94-3192	1	Hose-Manifold
48	94-3191	1	Hose-Valve, Pcv
*52	94-3101	1	Gasket Set
*53	77-3600	1	Shield-Adapter

\* Not illustrated

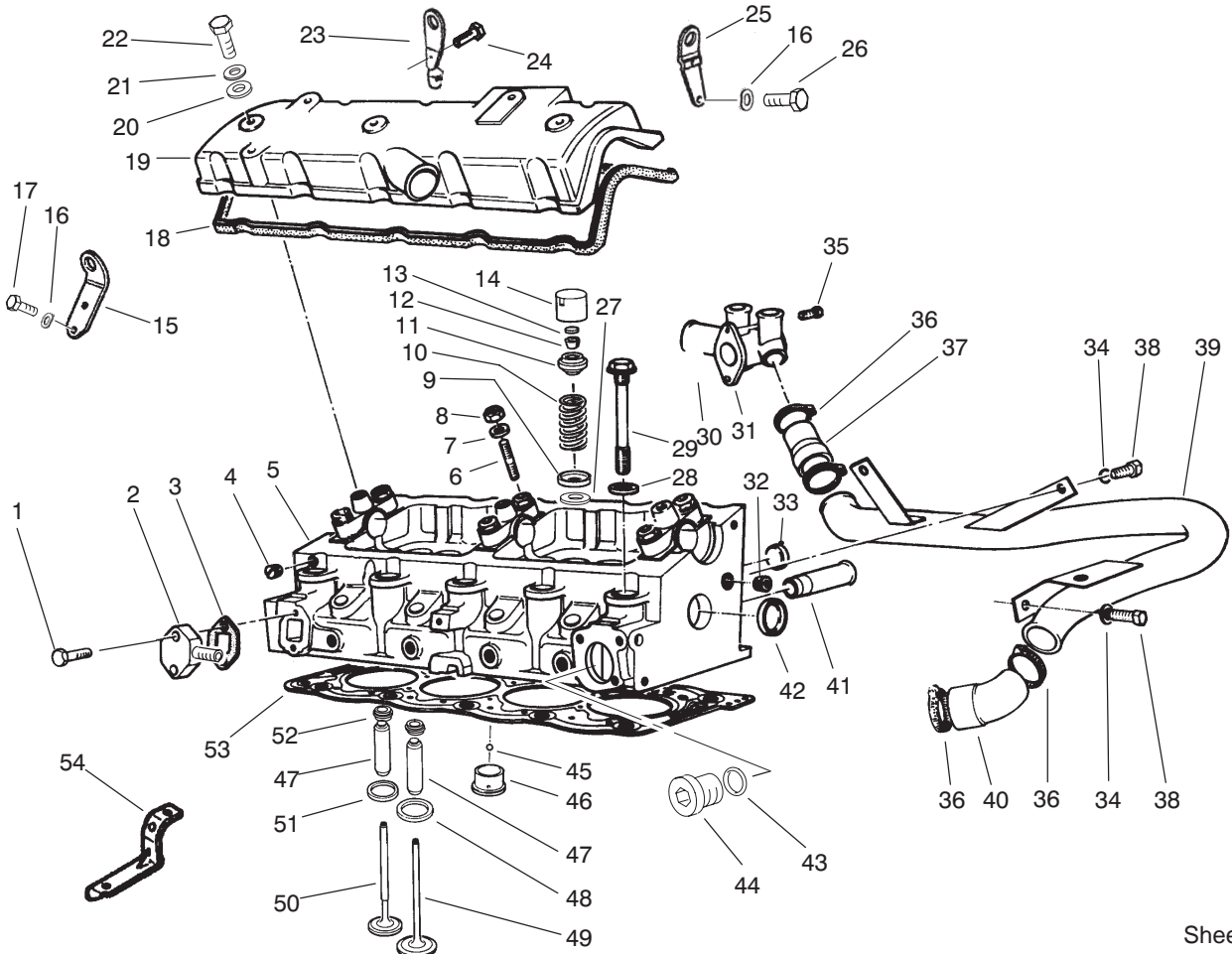


T-0963  
Sheet No.:4

## Crankshaft Assembly

Ref. No.	Part No.	Qty.	Description
1	94-3145	1	Screw-Pulley
2	74-8080	1	Washer
3	94-3144	1	Pulley-Crankshaft
4	74-8100	1	Gear-Pinion
5	74-8110	1	Sprocket-Pump, Oil
6	74-8120	2	Key-Woodruff
7	94-3150	4	Screw-HH
8	94-3151	6	Washer-Spring
9	74-8140	1	Cover
10	74-8150	1	Gasket-Cover
11	94-3148	1	Gasket
12	74-8180	2	Bearing Set (.30mm Os)
12	74-8170	5	Bearing Set (STD)
13	74-8200	2	Thrust Bearing Set
13	74-8210	2	Thrust Bearing Set
13	94-3141	2	Flange Set
13	74-8220	2	Thrust Bearing Set
14	74-8230	1	Shaft-Crank
15	74-8240	1	Seal
16	74-7990	1	Pin-Spring
17	94-3149	1	Gear-Flywheel
18	74-8270	3	Pin
19	74-8280	8	Screw-HH
20	74-8290	2	Cap-Bearing
21	74-8300	8	Clip-Pin, Piston

Ref. No.	Part No.	Qty.	Description
22	74-8310	4	Pin-Piston
23	74-8320	4	Piston Ring Set
23	74-8330	4	Piston Ring Set
23	74-8340	4	Piston Ring Set
23	94-3158	4	Piston Ring Set
24	94-3154	4	Bushing
25	94-3153	4	Connecting Rod Set
27	74-8380	4	Connecting Rod Bearing Kit
27	94-3155	1	1st Repair Bearing Set
28	74-8400	8	Bolt-Rod, Connecting
29	74-8430	1	Piston Set
29	74-8440	1	Piston Set
29	94-3157	1	Piston Set
29	74-8420	1	Piston Set
33	94-3152	2	Screw-HH
34	74-8260	1	Flywheel



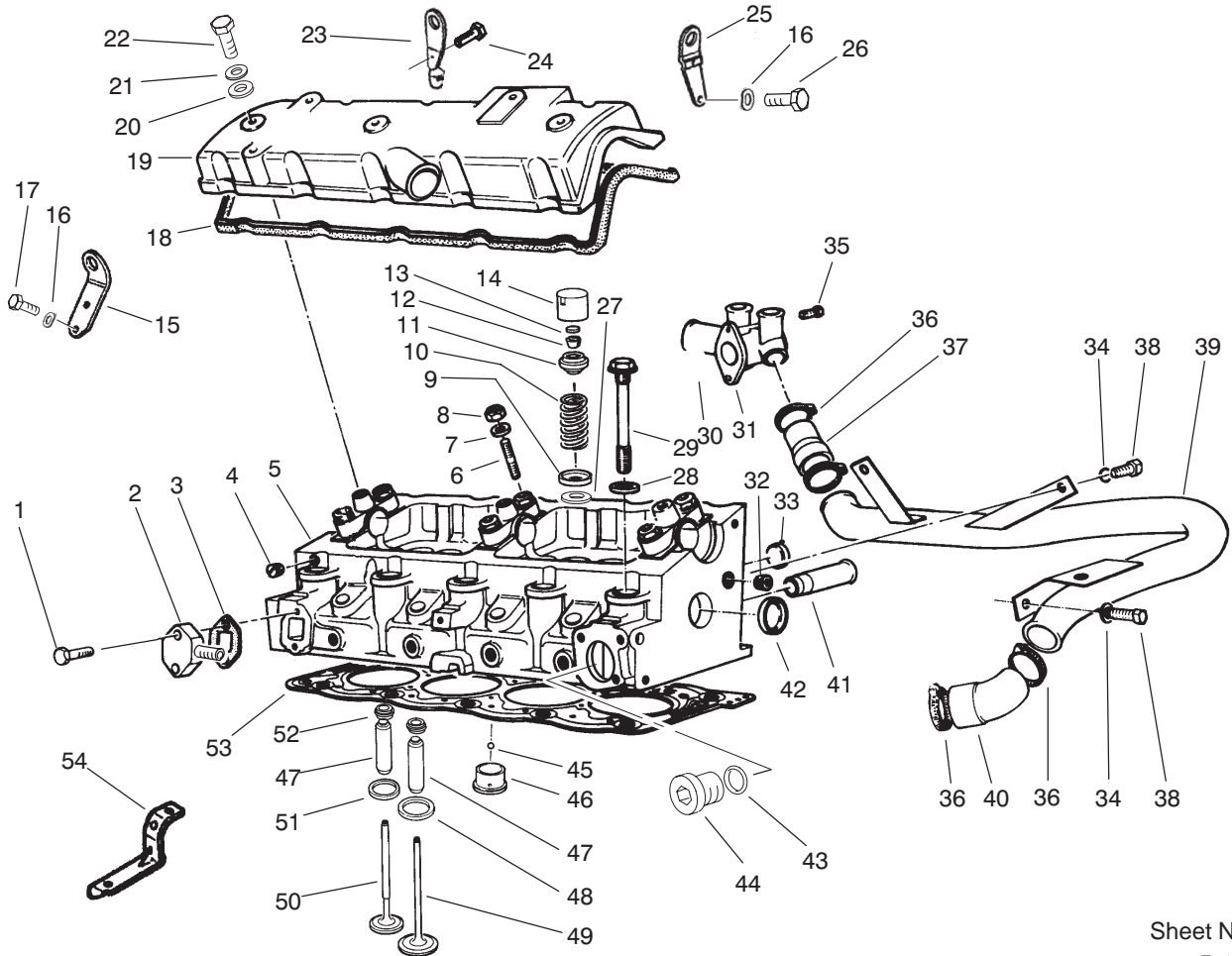
Sheet No.:5

T-3504

## Cylinder Head Assembly

Ref. No.	Part No.	Qty.	Description
1	94-3123	2	Capscrew
2	94-31 17	1	Plate
3	94-31 16	1	Gasket
4	74-7600	4	Plug
5	94-31 13	1	Head-Cylinder
5	94-9965	1	Cylinder Head ASM
6	76-5130	6	Stud
7	74-8900	6	Washer-Flat
8	94-31 15	6	Nut
9	74-6570	8	Cup-V alve Spring, Lower
10	74-6560	8	Spring-V alve
11	74-6550	8	Cup
12	74-7240	16	Collar-Split
13	74-7050	8	Insert-V alve (3.225mm)
13	74-7040	8	Insert-V alve (3.200mm)
13	74-7030	8	Insert-V alve (3.175mm)
13	74-7020	8	Insert-V alve (3.150mm)
13	74-7010	8	Insert-V alve (3.125mm)
13	74-7000	8	Insert-V alve (3.100mm)

Ref. No.	Part No.	Qty.	Description
13	74-6990	8	Insert-V alve (3.075mm)
13	74-7150	8	Insert-V alve (3.475mm)
13	74-6910	8	Insert-V alve (2.875mm)
13	74-6920	8	Insert-V alve (2.900mm)
13	74-6930	8	Insert-V alve (2.925mm)
13	74-6940	8	Insert-V alve (2.950mm)
13	74-6950	8	Insert-V alve (2.975mm)
13	74-6960	8	Insert-V alve (3.000mm)
13	74-6890	8	Insert-V alve (2.825mm)
13	74-6880	8	Insert-V alve (2.800mm)
13	74-7060	8	Insert-V alve (3.250mm)
13	74-7160	8	Insert-V alve (3.500mm)
13	74-7170	8	Insert-V alve (3.550mm)



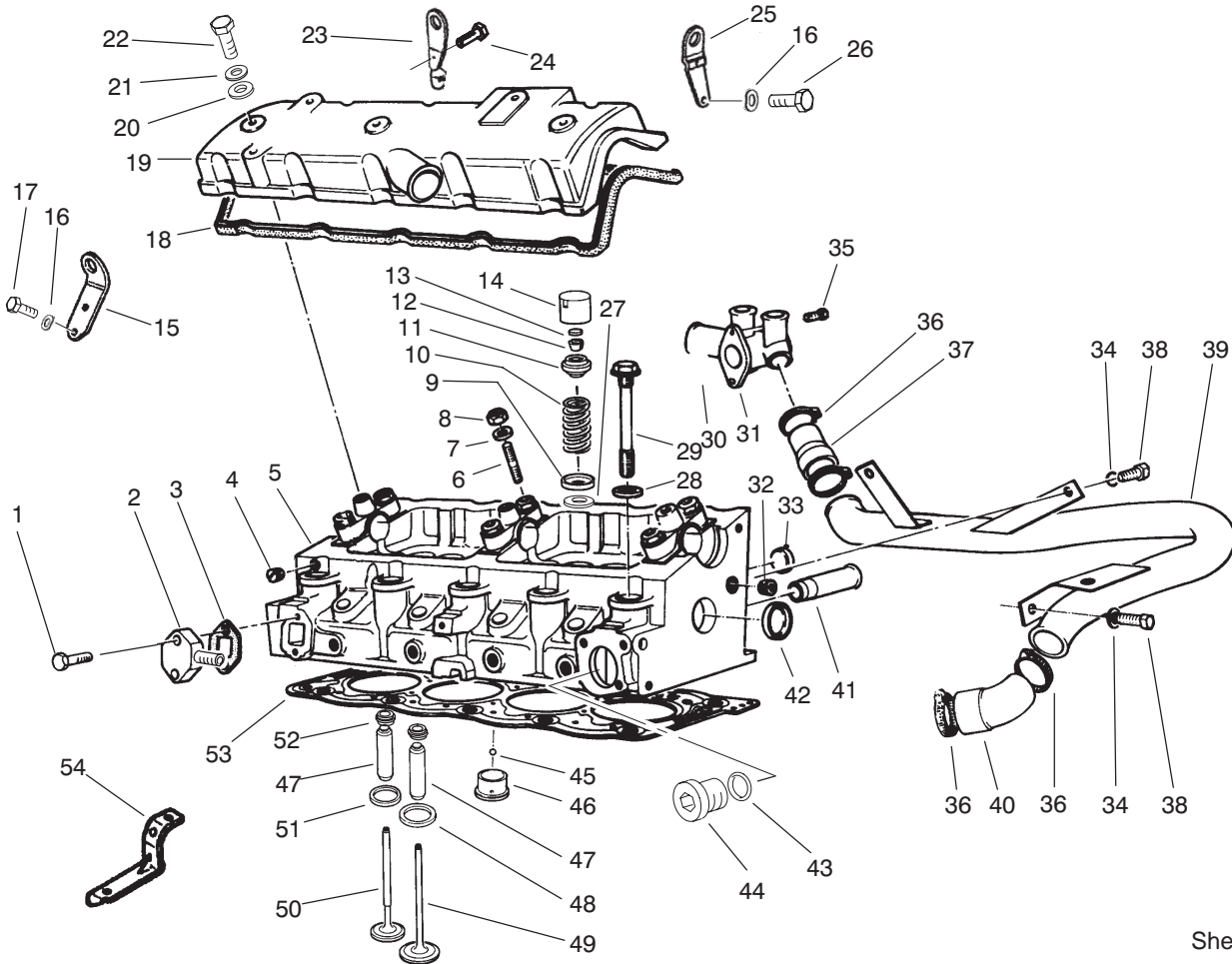
Sheet No.:5

T-3504

## Cylinder Head Assembly (Continued)

Ref. No.	Part No.	Qty.	Description
13	74-7180	8	Insert-V alve (3.625mm)
13	74-7190	8	Insert-V alve (3.700mm)
13	74-7230	8	Insert-V alve (4.000mm)
13	74-7220	8	Insert-V alve (3.925mm)
13	74-7210	8	Insert-V alve (3.850mm)
13	74-7200	8	Insert-V alve (3.775mm)
13	74-7070	8	Insert-V alve (3.275mm)
13	74-7080	8	Insert-V alve (3.300mm)
13	74-7090	8	Insert-V alve (3.325mm)
13	74-7100	8	Insert -Valve (3.350mm)
13	74-7110	8	Insert-V alve (3.375mm)
13	74-7120	8	Insert-V alve (3.400mm)
13	74-7130	8	Insert-V alve (3.425mm)

Ref. No.	Part No.	Qty.	Description
13	74-7140	8	Insert-V alve (3.450mm)
13	74-6660	8	Insert-V alve (2.250mm)
13	74-6670	8	Insert-V alve (2.275mm)
13	74-6680	8	Insert-V alve (2.300mm)
13	74-6690	8	Insert-V alve (2.325mm)
13	74-6700	8	Insert-V alve (2.350mm)
13	74-6710	8	Insert-V alve (2.375mm)
13	74-6720	8	Insert-V alve (2.400mm)
13	74-6730	8	Insert-V alve (2.425mm)
13	74-6600	8	Insert-V alve (1.800mm)
13	74-6590	8	Inser -Valve (1.725mm)
13	74-6580	8	Insert-V alve (1.65mm)
13	74-6650	8	Insert-V alve (2.225mm)



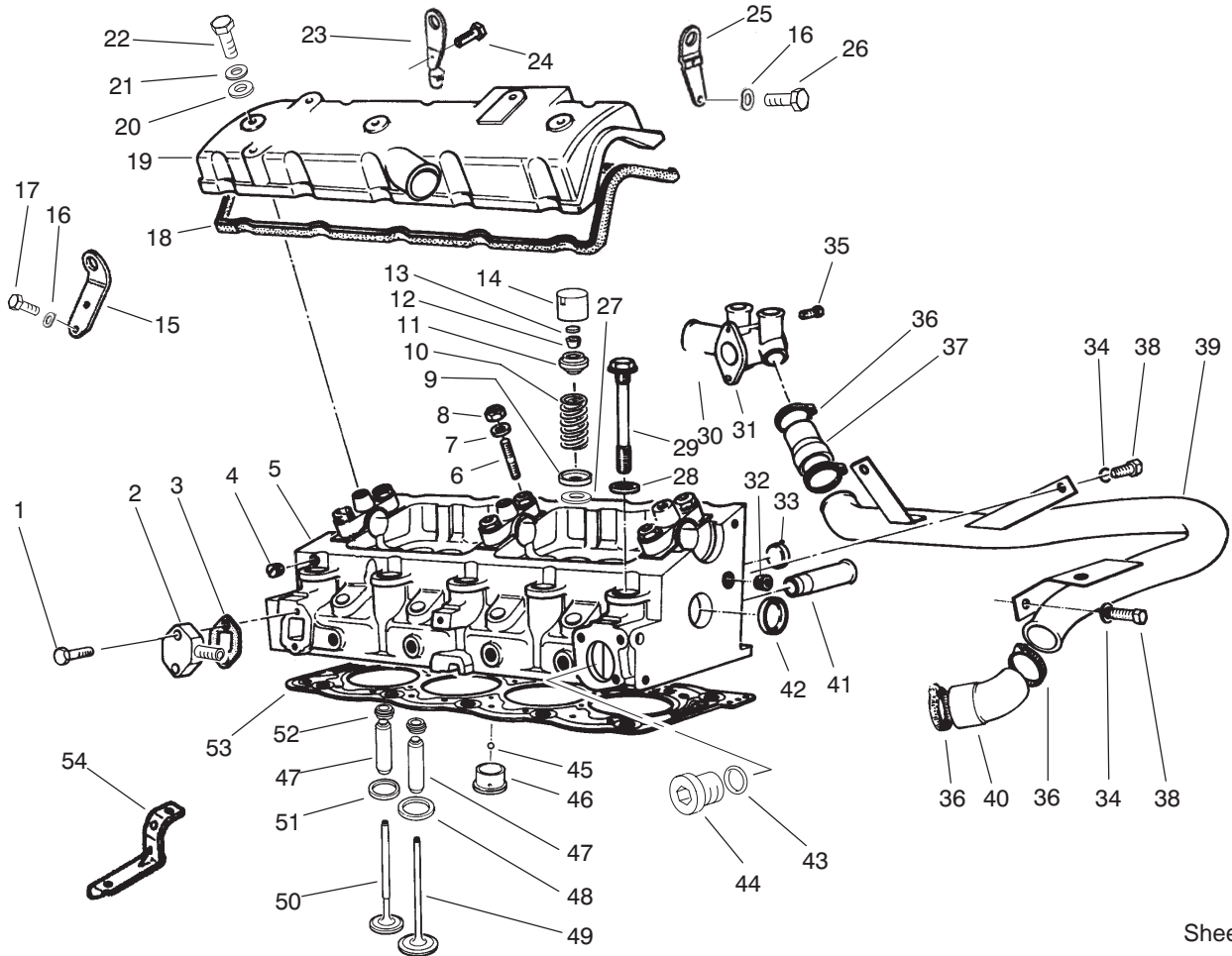
Sheet No.:5  
T-3504

## Cylinder Head Assembly (Continued)

Ref. No.	Part No.	Qty.	Description
13	74-6640	8	Insert-V alve (2.125mm)
13	74-6630	8	Insert-V alve (2.050mm)
13	74-6620	8	Insert-V alve (1.975mm)
13	74-6610	8	Insert-V alve (1.900mm)
13	74-6740	8	Insert-V alve (2.450mm)
13	74-6830	8	Insert-V alve (2.675mm)
13	74-6840	8	Insert-V alve (2.700mm)
13	74-6850	8	Insert-V alve (2.725mm)
13	74-6860	8	Insert-V alve (2.750mm)
13	74-6870	8	Insert-V alve (2.775mm)
13	74-6980	8	Insert-V alve (3.050mm)
13	74-6970	8	Insert-V alve (3.025mm)
13	74-6900	8	Insert-V alve (2.850mm)

Ref. No.	Part No.	Qty.	Description
13	74-6750	8	Insert-V alve (2.475mm)
13	74-6760	8	Insert-V alve (2.500mm)
13	74-6770	8	Insert-V alve (2.525mm)
13	74-6780	8	Insert-V alve (2.550mm)
13	74-6790	8	Insert-V alve (2.575mm)
13	74-6800	8	Insert-V alve (2.600mm)
13	74-6810	8	Insert-V alve (2.625mm)
13	74-6820	8	Insert-V alve (2.650mm)
14	74-6540	8	Tappet-V alve
15	94-3155	1	1st Repair Bearing Set
16	74-7560	3	Lockwasher
17	76-5470	2	Capscrew-HH
18	74-7630	1	Gasket- Cover, Valve
19	74-7640	1	Cover-V alve
20	74-7650	3	Washer-Flat
21	94-3125	3	Washer-Plate
22	94-3124	3	Screw-HH
23	94-3136	1	Bracket-Lifting





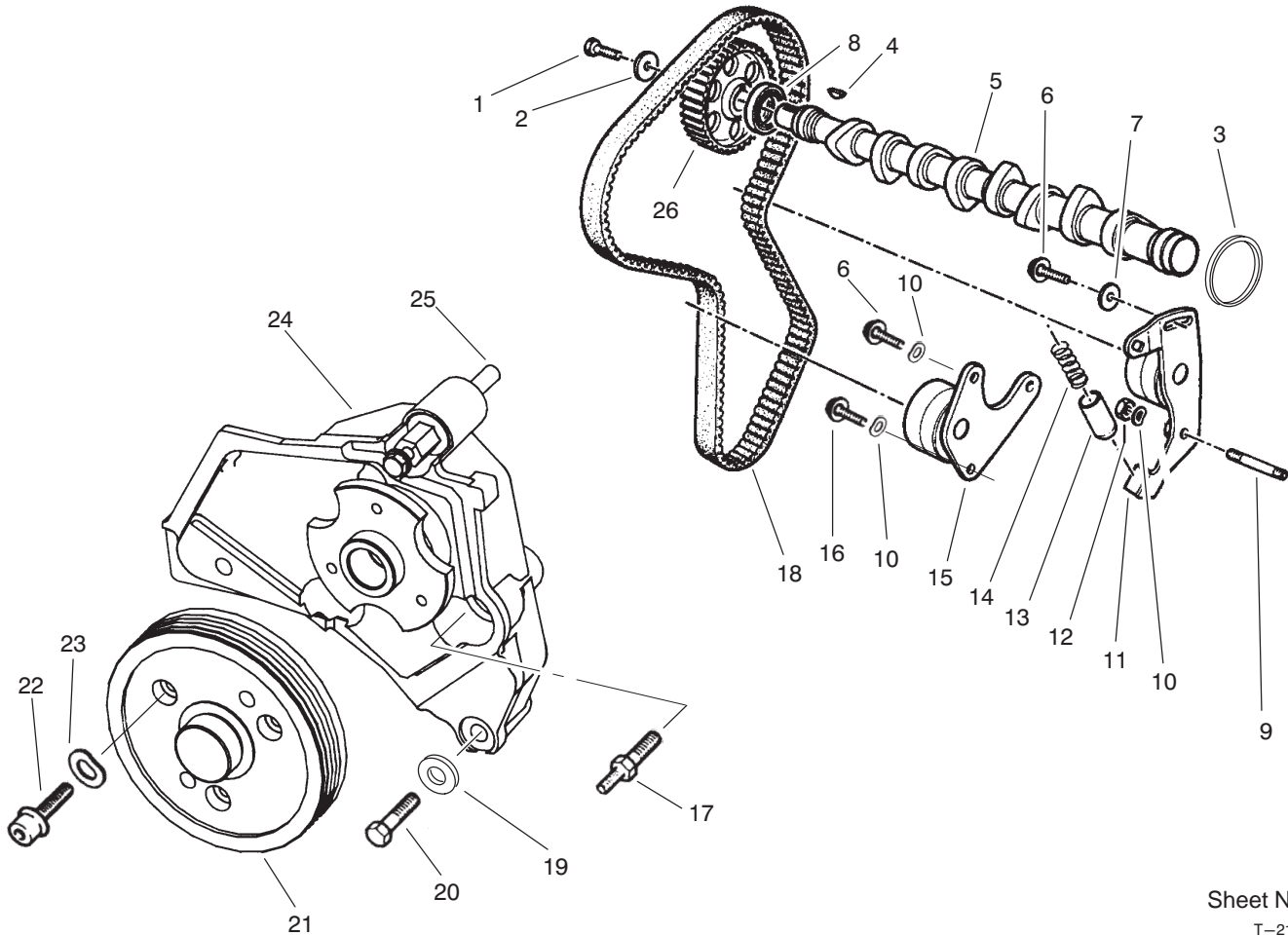
Sheet No.:5  
T-3504

## Cylinder Head Assembly (Continued)

Ref. No.	Part No.	Qty.	Description
24	94-3138	1	Screw-HH
25	94-3137	1	Bracket-Lifting
26	94-3139	1	Screw
27	94-3174	8	Washer-Repair
28	74-7270	10	Washer-Flat
29	74-7260	10	Bolt-Head
30	94-3197	1	O-Ring
31	94-3196	1	Water-Inlet
32	94-31 18	1	Plug
33	94-3109	2	Plug-28.5mm
33	74-7840	2	Plug
33	94-3108	2	Plug-27.5mm
34	68-9420	5	Washer-Lock
35	48-9460	2	Screw-HH
36	2412-129	4	Clamp-Hose
37	94-3200	1	Hose-By Pass
38	48-7700	3	Screw-HH
39	94-3199	1	Pipe-By Pass
40	94-3201	1	Hose-By Pass
41	74-7400	1	Tube
42	74-7840	2	Plug
43	94-3122	1	Gasket
44	94-3121	1	Plug
45	74-7420	4	Ball
46	74-7430	4	Chamber-T urbulence
46	74-7440	4	Chamber-T urbulence

Ref. No.	Part No.	Qty.	Description
47	92-7793	8	Guide-V valve (14.59 Mm)
47	92-7792	8	Guide-V valve (14.29 Mm)
48	74-7460	4	Seat-V valve, Intake (39.5)
48	74-7450	4	Seat-V valve, Exhaust
49	74-7480	4	Valve-Intake
50	92-7794	4	Valve-Exhaust
51	92-7795	4	Seat-V valve
52	92-7791	8	Valve-Seal, Stem
53	94-8132	1	Gasket-Head, 1.48
53	94-8135	1	Gasket-Head, 1.62
53	94-8134	1	Gasket-Head, 1.58
53	94-8133	1	Gasket-Head, 1.52
54	94-3120	1	Bracket
*55	74-7670	1	Head Bolt & Washer Set
*56	94-31 19	1	Gasket Set

\* Not illustrated



Sheet No.:6

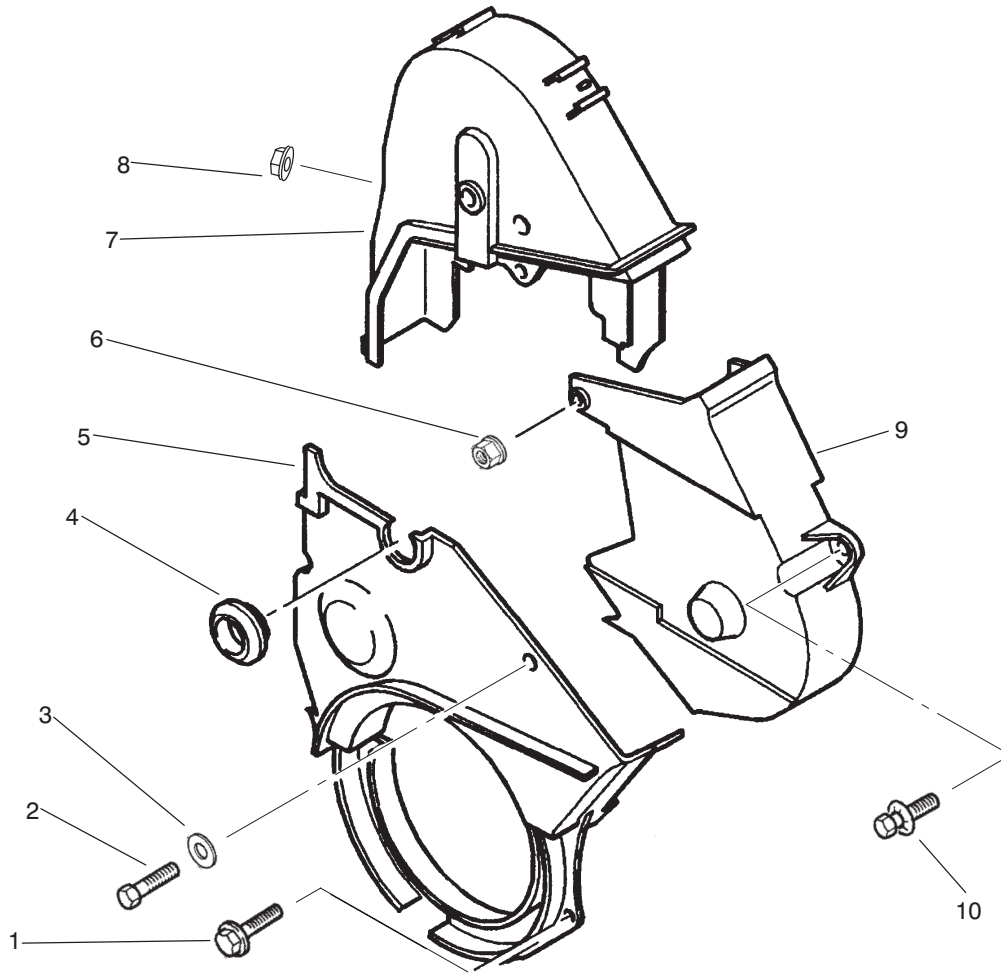
T-2141

## Camshaft and Fan Support Assembly

Ref. No.	Part No.	Qty.	Description
1	98-9968	2	Screw
2	77-3450	2	Washer
3	77-3420	1	Gasket
4	98-9967	1	Key
5	77-3400	1	Shaft-Cam
6	94-3163	1	Screw-HH
7	94-3166	1	Washer-Plate
8	94-9994	1	Gasket-Camshaft
9	94-3162	1	Stud
10	94-3164	4	Washer-Spring
11	94-3159	1	Tensioner
12	94-3165	1	Nut-Hex
13	77-3520	1	Cup
14	77-3510	1	Spring
15	94-3160	1	Roller
16	94-3161	2	Screw-HH
17	94-3170	1	Screw
18	74-8830	1	Belt-Timing
19	94-3172	3	Washer
20	94-3171	2	Screw-HH
21	94-3168	1	Pulley-Fan
22	94-3173	3	Capscrew
23	76-5010	3	Washer-Spring
24	94-3167	1	Bracket-Fan
25	94-3169	1	Screw
26	98-9966	1	Gear-Camshaft

Ref. No.	Part No.	Qty.	Description



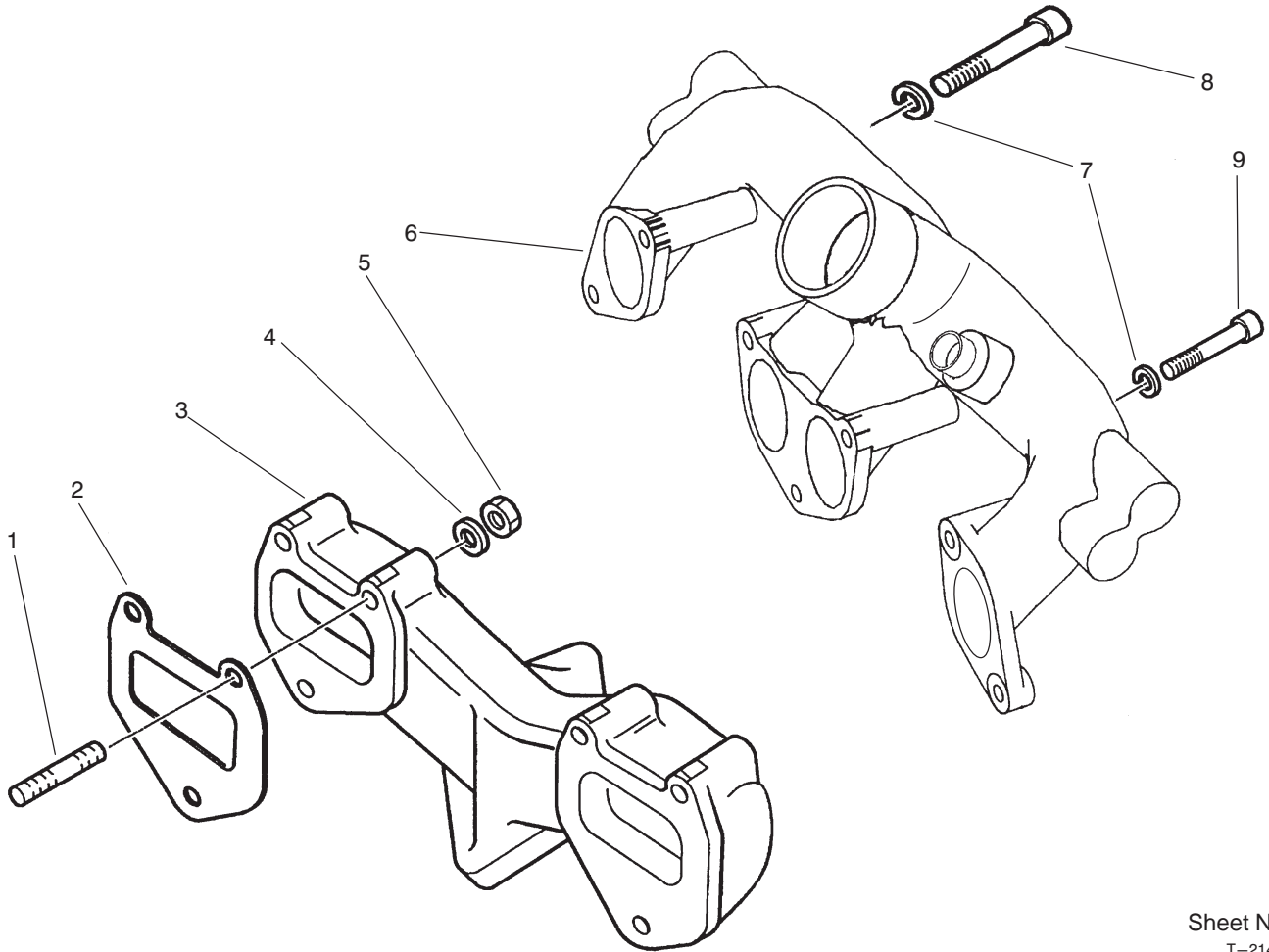


Sheet No.:7  
T-2140

### Timing Cover Assembly

Ref. No.	Part No.	Qty.	Description
1	94-3132	2	Screw-HHF
2	94-3130	1	Screw-HH
3	94-3125	1	Washer-Plate
4	94-3129	1	Plug
5	94-3126	1	Protector-Lower
6	94-3133	1	Nut-W/Washer
7	94-3127	1	Case-Timing, Left
8	94-3134	1	Nut
9	94-3128	1	Case-Timing, Right
10	94-3131	1	Screw-HH

Ref. No.	Part No.	Qty.	Description



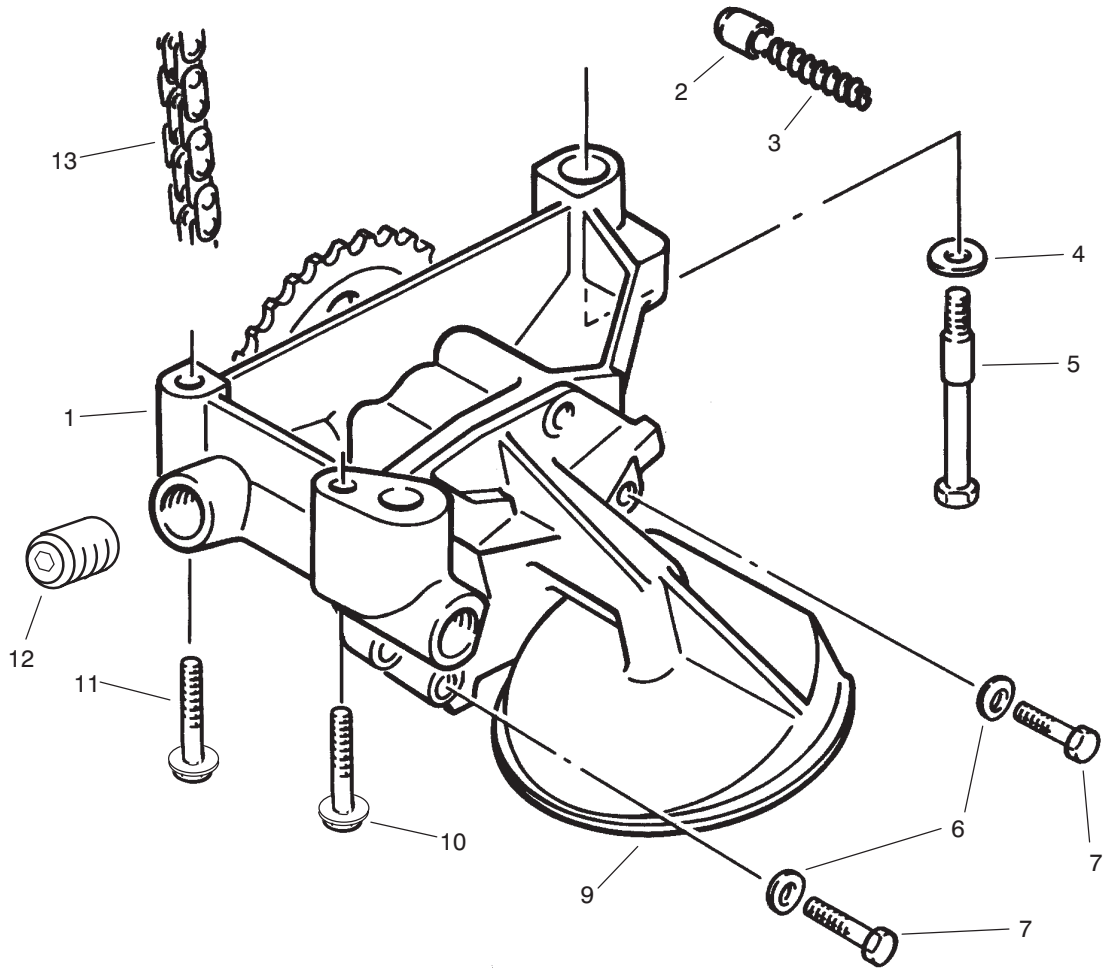
Sheet No.:8  
T-2149

### Intake and Exhaust Manifold Assembly

Ref. No.	Part No.	Qty.	Description
1	77-3300	6	Stud
2	77-3310	2	Gasket
3	77-3340	1	Manifold-Exhaust
4	68-9420	6	Washer-Lock
5	77-3320	6	Nut-Hex
6	94-3215	1	Manifold-Intake
7	94-3164	7	Washer-Spring
8	94-3216	5	Cap screw
9	94-3218	1	Screw
9	94-3217	4	Cap screw
*11	94-2815	1	Sleeve-Flange, Exhaust
*12	94-2814	1	Exhaust Coupler Kit

Ref. No.	Part No.	Qty.	Description

\* Not illustrated

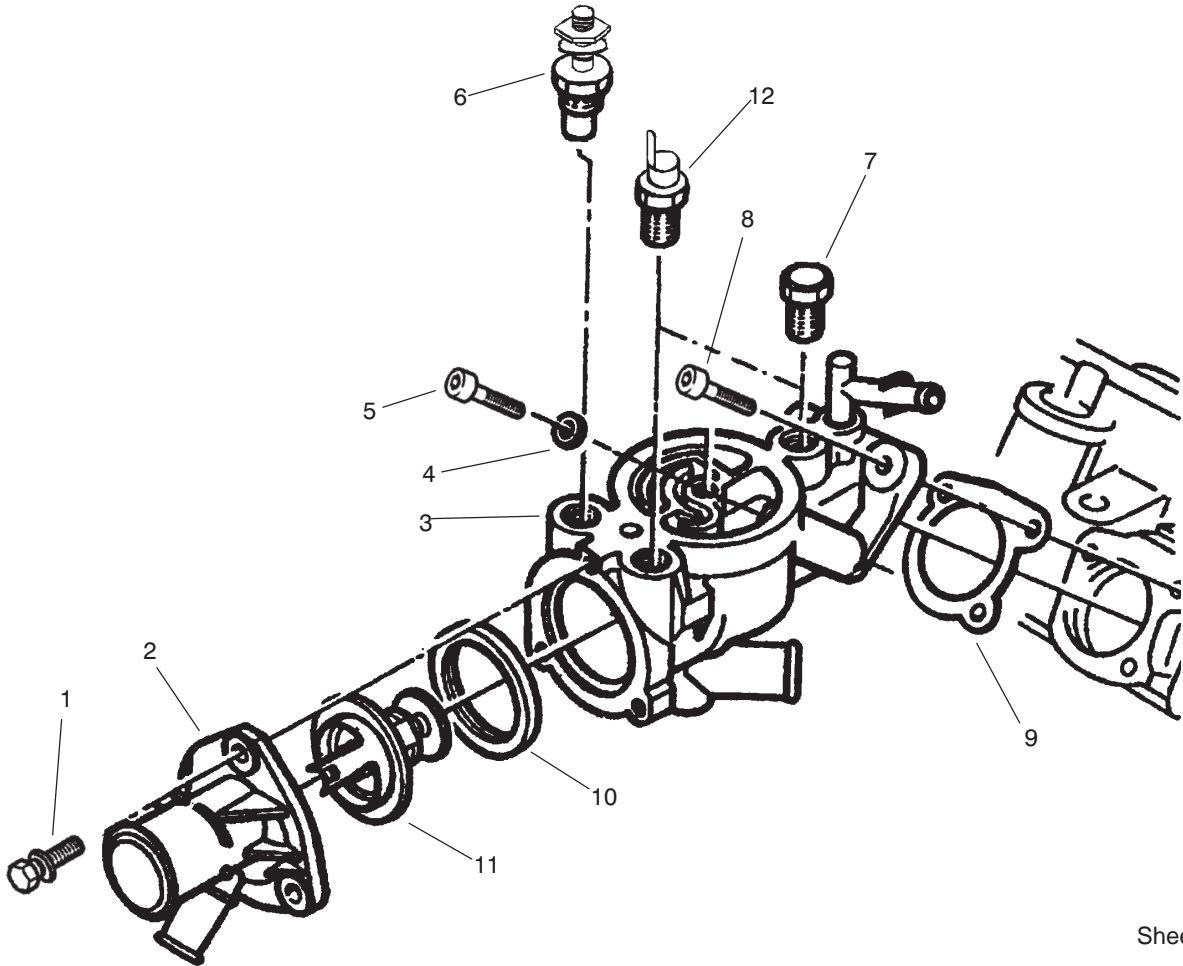


Sheet No.:9  
T-0964

### Oil Pump Assembly

Ref. No.	Part No.	Qty.	Description
1	76-5070	1	Oil Pump ASM
2	94-3176	1	Valve-Relief
3	76-5090	1	Spring-Piston
4	94-3179	3	Washer-Spring
5	76-5100	1	Bolt-Shoulder
6	76-5010	5	Washer-Spring
7	94-3124	2	Screw-HH
9	94-3178	1	Strainer
10	77-3470	1	Screw
11	77-3490	1	Screw
12	94-3177	2	Plug
13	76-5170	1	Chain-Drive, Pump

Ref. No.	Part No.	Qty.	Description

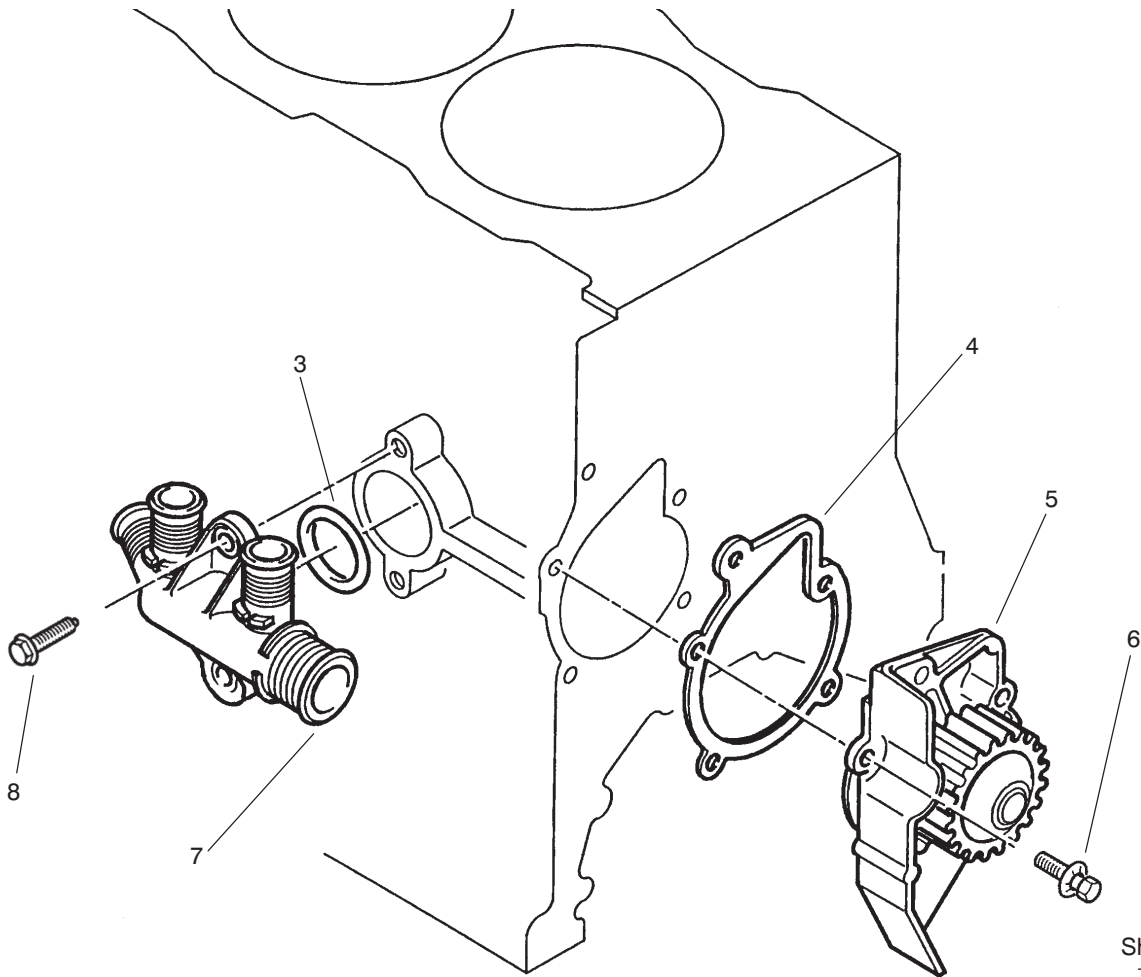


Sheet No.:10  
T-2143

### Collector Assembly

Ref. No.	Part No.	Qty.	Description
1	94-3131	3	Screw-HH
2	94-3208	1	Stub-Outlet
3	98-9970	1	Box-Outlet
4	94-3207	1	Ring
5	94-3214	1	Capscrew
6	76-5380	1	Unit-Sending, Temperature
7	94-3212	1	Plug
8	94-3213	1	Capscrew
9	94-3206	1	Gasket
10	94-3210	1	Gasket
11	94-3209	1	Thermostat
12	76-5400	1	Switch-Temperature (105° C)

Ref. No.	Part No.	Qty.	Description



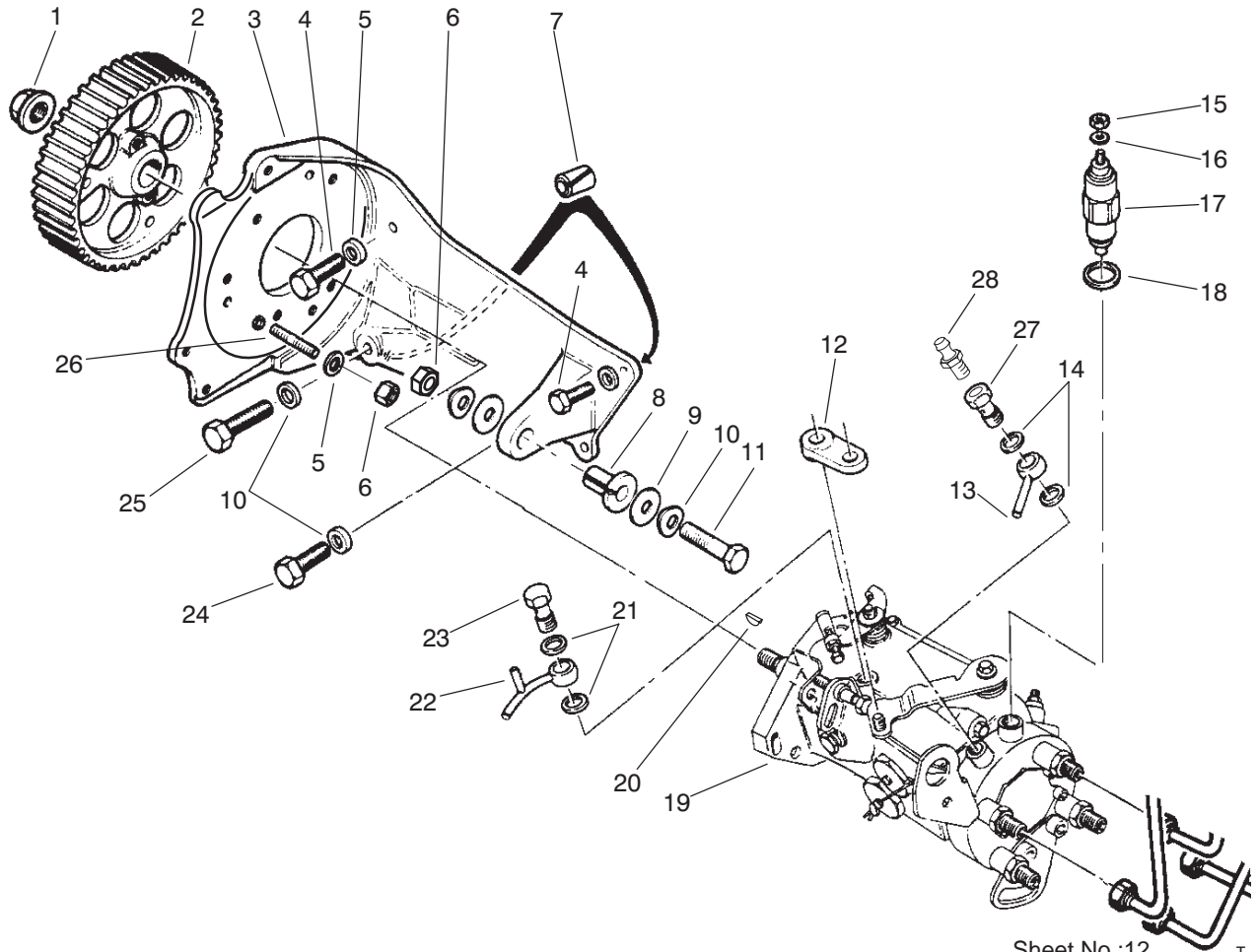
Sheet No.:11  
T-2144

### Water Pump Assembly

Ref. No.	Part No.	Qty.	Description
3	94-3197	1	O-Ring
4	94-3195	1	Gasket-Pump, Water
5	94-3194	1	Cover-Pump, Water
6	76-5500	5	Capscrew-HH
7	94-3196	1	Water-Inlet
8	94-3198	2	Screw-HHF

Ref. No.	Part No.	Qty.	Description

\* Not illustrated



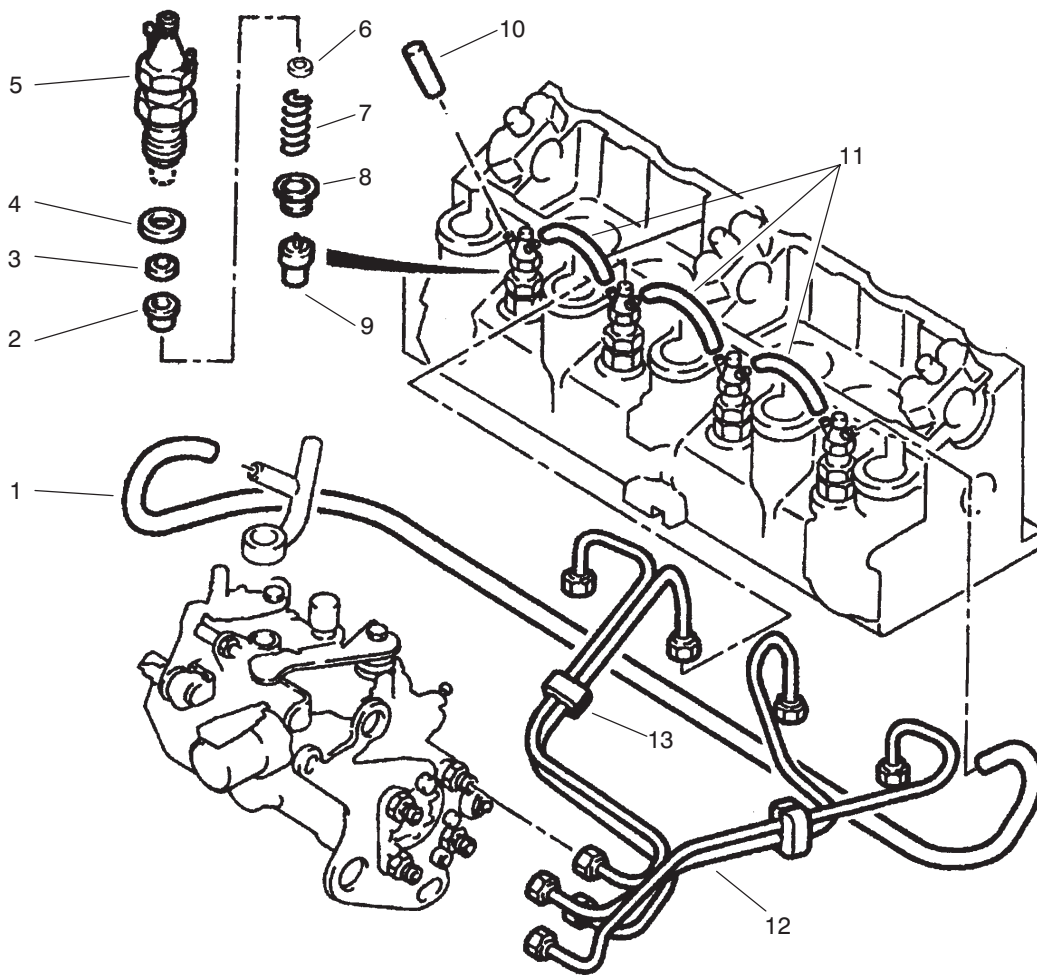
Sheet No.:12

T-2146

## Fuel Injection Pump Assembly

Ref. No.	Part No.	Qty.	Description
1	76-4950	1	Nut-Flange
2	76-4940	1	Pulley-Pump
3	94-3220	1	Bracket
4	94-3225	2	Screw-HH
5	76-4930	3	Washer
6	94-3165	4	Nut-Hex
7	74-8610	2	Pin-Spring
8	74-8630	1	Bushing-Flange
9	94-3224	2	Washer-Plate
10	94-3164	6	Washer-Spring
11	94-3221	1	Screw-HH
12	74-8650	1	Pacer
13	74-8670	1	Fuel Inlet ASM
14	74-8680	2	Gasket
15	94-3251	1	Nut-Lock
16	74-8710	1	Washer
17	93-5856	1	Valve-Solenoid
18	94-3274	1	O-Ring
19	94-3219	1	Pump-Injection
20	94-3222	1	Key
21	74-8870	2	Gasket
22	94-3249	1	Tube-Outlet
23	94-3250	1	Screw
24	94-3161	1	Screw-HH
25	94-3223	1	Screw-HH
26	76-4910	3	Stud

Ref. No.	Part No.	Qty.	Description
27	94-9969	1	Screw-Connection
28	94-9970	1	Screw-Purge



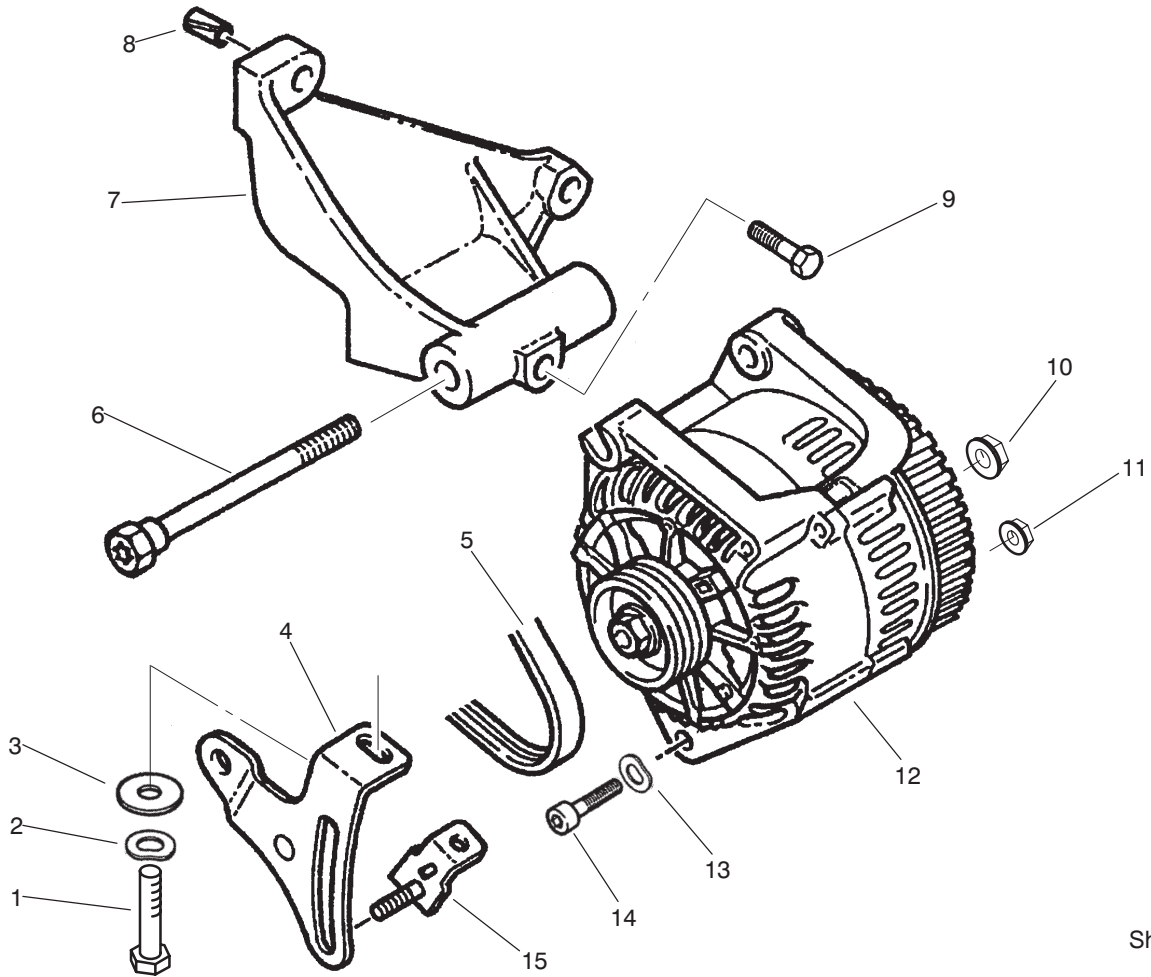
Sheet No.:13  
T-2145

### Fuel Injector Assembly

Ref. No.	Part No.	Qty.	Description
1	94-3230	1	Hose-Injection
2	76-5540	4	Bushing-Injector
3	76-5530	4	Washer-T rap, Flame
4	94-3226	4	Gasket-Injector
5	76-5520	4	Holder-Injector , Fuel
6	94-3244	4	Washer-Calibration (1.36)
6	94-3246	4	Washer-Calibration (1.42)
6	94-3238	4	Washer-Calibration (.97)
6	94-3241	4	Washer-Calibration (1.06)
6	94-3233	4	Washer-Calibration (.82)
6	94-3232	4	Washer-Calibration (.79)
6	94-3239	4	Washer-Calibration (1.0)
6	94-3240	4	Washer-Calibration (1.03)
6	94-3245	4	Washer-Calibration (1.39)
6	94-3236	4	Washer-Calibration (.91)

Ref. No.	Part No.	Qty.	Description
6	94-3235	4	Washer-Calibration (.88)
6	94-3234	4	Washer-Calibration (.85)
6	94-3242	4	Washer-Calibration (1.30)
6	94-3237	4	Washer-Calibration (.94)
6	94-3243	4	Washer-Calibration (1.33)
6	94-3247	4	Washer-Calibration (1.45)
6	94-3248	4	Washer-Calibration (1.48)
7	94-3228	4	Spring
8	94-3227	4	Spacer
9	94-8147	4	Nozzle-Injector
10	74-8770	1	Plug
11	94-3229	3	Hose-Injector
12	74-8750	1	Injection Tube Set
13	94-3231	2	Bracket
*14	76-5600	4	Fuel Injector ASM

\* Not illustrated



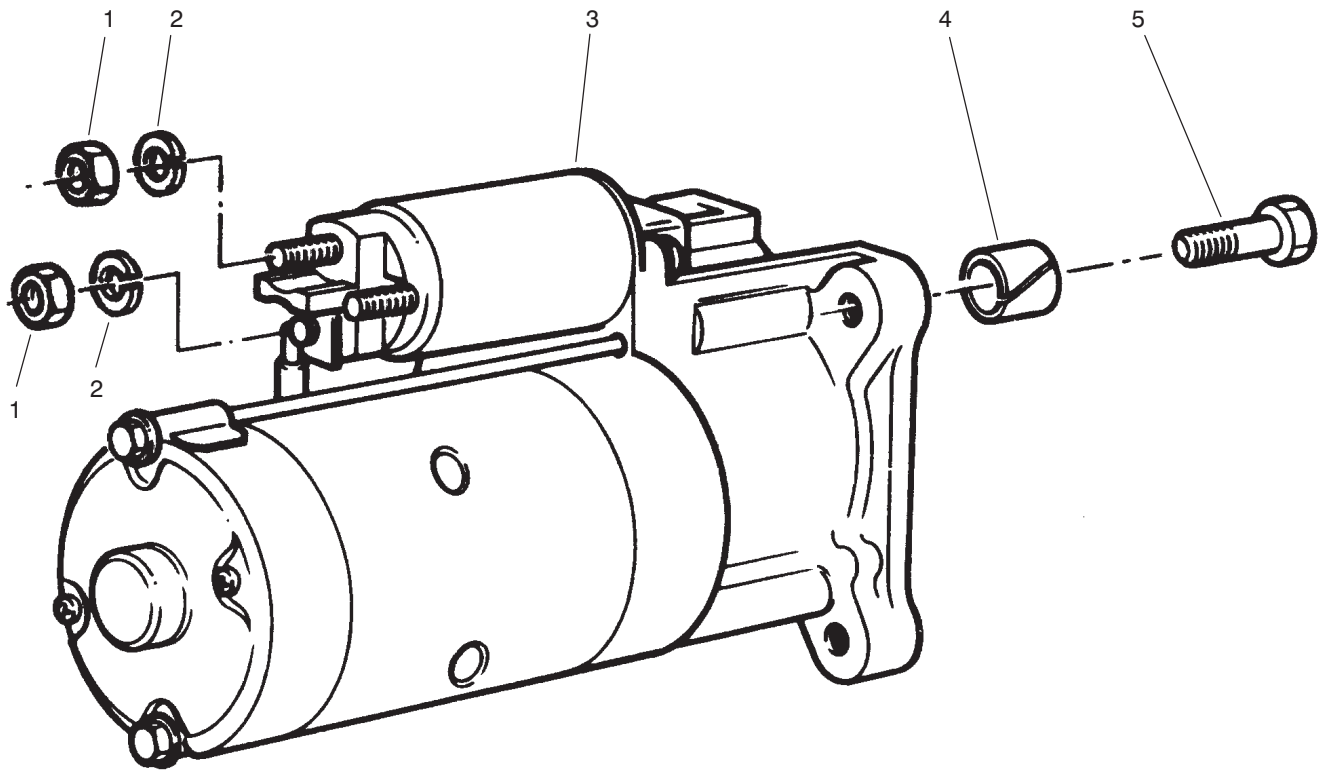
Sheet No.:14  
T-2147

### Alternator Assembly

Ref. No.	Part No.	Qty.	Description
1	76-5060	1	Screw-HH
2	76-5010	1	Washer-Spring
3	94-3260	1	Washer-Flat
4	94-3255	1	Slide
5	94-3256	1	Belt
6	94-3254	1	Screw
7	94-3253	1	Bracket-Alternator
8	74-8610	2	Pin-Spring
9	76-5000	1	Bolt-Adj.
10	94-3262	1	Nut-HHF
11	94-3261	1	Nut-HHF
12	94-3252	1	Alternator
13	94-3257	1	Washer-Spring
14	94-3258	1	Capscrew
15	76-4990	1	Bolt-Slide

Ref. No.	Part No.	Qty.	Description



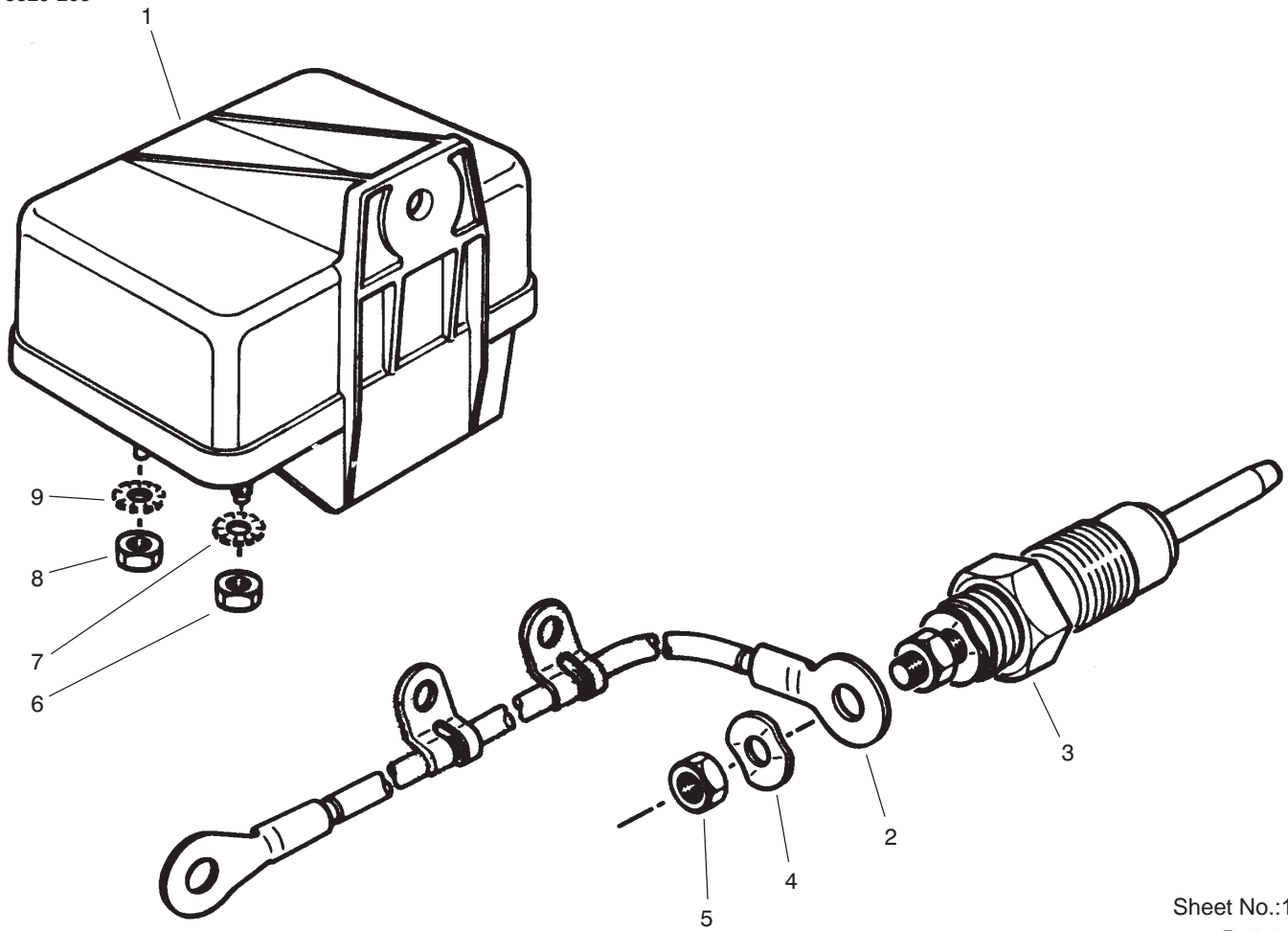


Sheet No.:15  
T-0968

### Starter Assembly

Ref. No.	Part No.	Qty.	Description
1	46-0330	2	Nut-Lock
2	76-5570	2	Lockwasher
3	94-3263	1	Starter
4	76-5590	1	Sleeve-Spring
5	48-7810	3	Screw

Ref. No.	Part No.	Qty.	Description



Sheet No.:16  
T-0972

### Glow Plug and Glow Relay Assembly

Ref. No.	Part No.	Qty.	Description
1	76-5260	1	Relay-Plug, Glow
2	94-3265	4	Glow Plug Cable ASM
3	94-3264	4	Plug-Glow
4	76-5290	4	Washer-Spring
5	94-3266	4	Nut
6	94-3267	1	Nut-Lock
7	76-5310	1	Washer
8	94-3251	1	Nut-Lock
9	74-8710	1	Washer

Ref. No.	Part No.	Qty.	Description

# Maintenance Record

Date								

