



Count on it.

Parts Catalog

ProLine H800 Rotary Mower

Model No. 31051—Serial No. 321000117 and Up



Ordering Replacement Parts

To order replacement parts, please supply the part number, the quantity, and the description of each part desired.

Understanding Reference Numbers

Each identified part in an illustration has a reference number. The reference number for a part also appears in the parts list, along with other information about the part.

This catalog uses two special reference number formats, one to indicate parts in a service assembly and another to indicate the quantity of a given part in an illustration.

Service Assembly Reference Numbers

Parts in service assemblies have reference numbers in the form a:b. The a represents the reference number of the entire service assembly and the b represents a sequential number unique to each part within the service assembly.

For example, a wheel assembly might be identified by reference number 6, the tire by 6:1, the valve by 6:2, and the wheel by 6:3. When you order the assembly identified by reference number 6, you receive all parts identified by reference numbers 6:1, 6:2, and 6:3. However, you may also order any part individually. Reference numbers of this type appear in illustration and in parts lists.

Reference Numbers Indicating Quantity

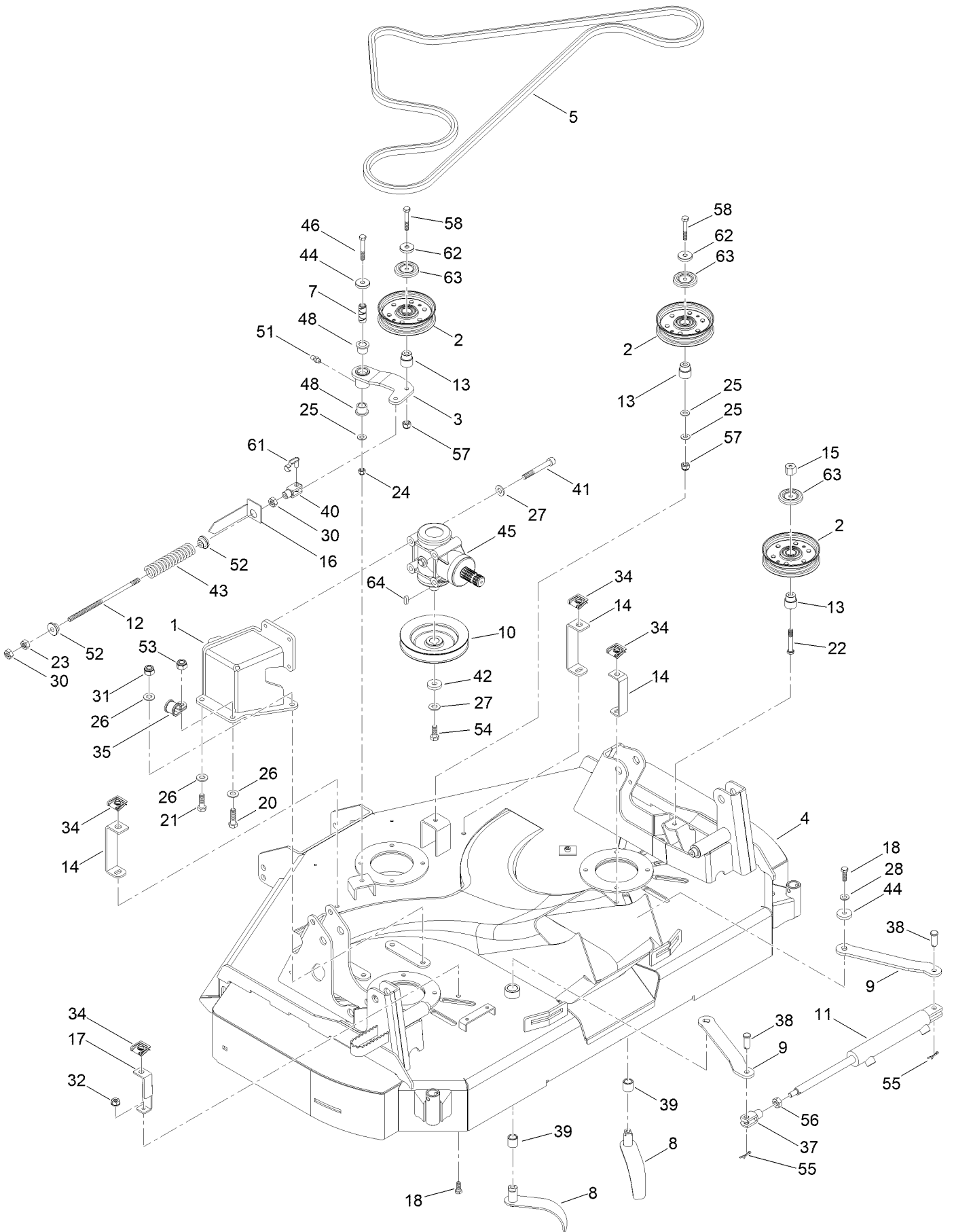
In an illustration, if a reference number indicates more than one part, the reference number has the form nX y. The n represents the quantity of the part, the X is the multiplication symbol, and the y represents the reference number.

For example, in an illustration, the reference number 2X 37 means that two of the parts identified by reference number 37 are indicated.

Contents

132 cm Cutting Deck Belt and Idlers Assembly	4
Mower Deck Hydraulic Assembly	6
Decal Assembly	8
132 cm Cutting Deck Blade and Pulley Assembly	10
Basket Lift Frame Assembly	12
Basket Assembly	14
Brakes Assembly	16
Cooling Assembly	18
Electric Equipment Assembly	20
Body Assembly	22
Frame Assembly	24
Seat Assembly	26
Flat Frame Assembly No. 1	28
Flat Frame Assembly No. 2	30
Grass Conveyor Hood Assembly	32
Gearbox Assembly No. 134-0623	34
Lighting Assembly	36
Lift Arms Assembly	38
Lubrication Service Assembly No. 1	40
Lubrication Service Assembly No. 2	42
Oil Filter System Assembly	44
Engine, Pump and Friction Assembly	46
Engine, Fuel and Suction Assembly	48
Operator Platform Assembly	50
Oil System Motors Assembly	52
Road Basket Assembly	54
Rear Axle Assembly	56
Transmission, PTO and Drive Shaft Assembly	58
Fuel and Oil Tank Assembly	60
Cylinder Block Assembly	62
Gear Housing Assembly	64
Flywheel Housing and Oil Sump Assembly	66
Cylinder Head and Cover Assembly	68
Exhaust Manifold Assembly	70
Camshaft and Driving Gear Assembly	72
Crankshaft and Piston Assembly	74
Lubrication and Oil System Assembly	76
Cooling Water System Assembly	78
Fuel Injection Pump Assembly	80
Governor Assembly	82
Fuel Injection Valve Assembly	84
Fuel Pipe Assembly	86
Starter Motor Assembly	88
Generator Assembly	90
Accessory Assembly	92
Attachments and Accessories	94

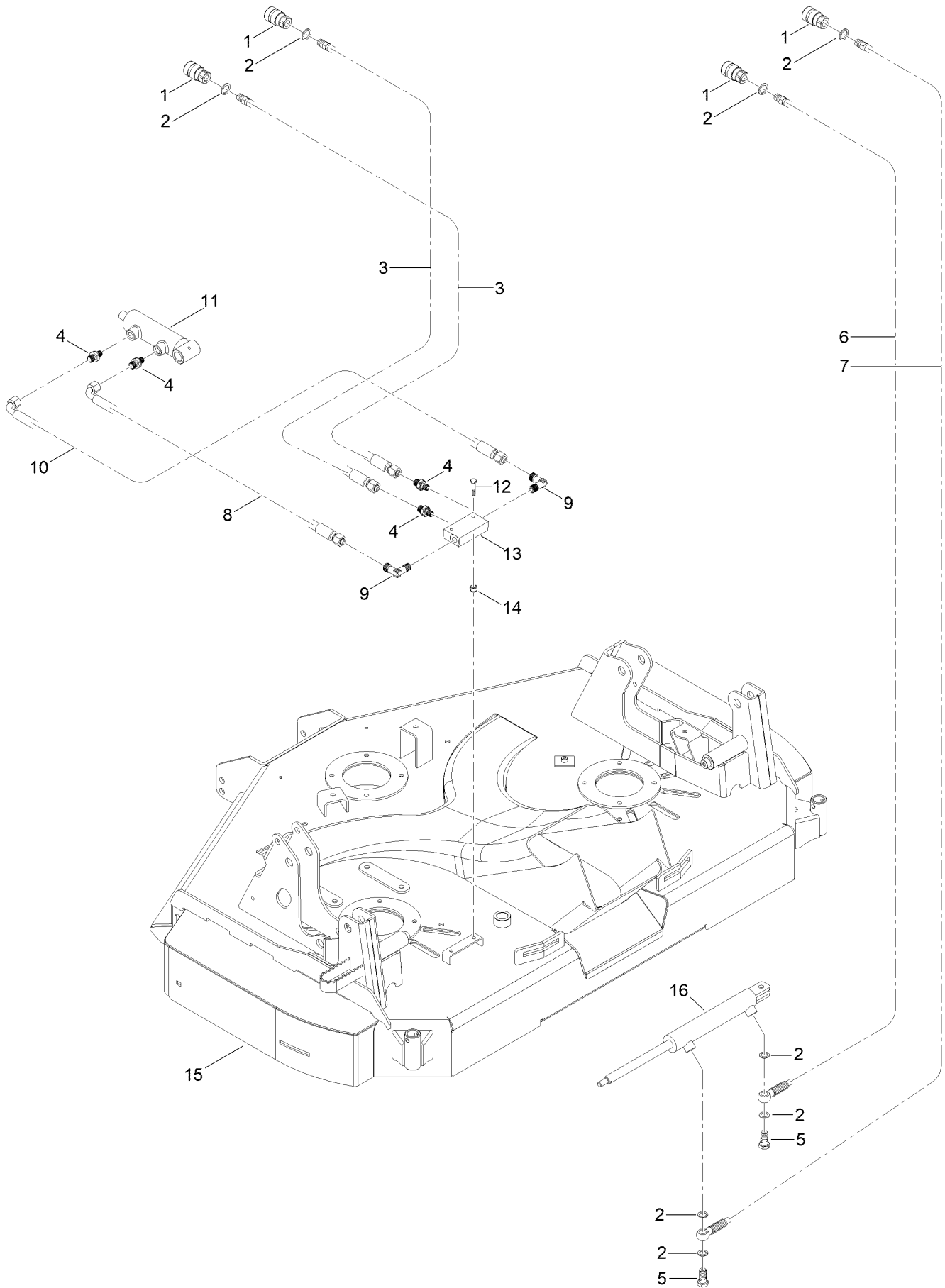
132 cm Cutting Deck Belt and Idlers Assembly



132 cm Cutting Deck Belt and Idlers Assembly (continued)

<i>Ref.</i>	<i>Part Number</i>	<i>Qty.</i>	<i>Description</i>	<i>Ref.</i>	<i>Part Number</i>	<i>Qty.</i>	<i>Description</i>
1	134-0835	1	Support-Gearbox	31	134-1081	3	Nut
2	134-4536	3	Pulley-Position, Neutral	32	134-1082	1	Nut
3	134-0655	1	Tightener-Belt, Cutter Deck	34	134-1193	4	Plate-Small
4	134-0661	1	Fairing-Deck, Cutter	35	134-1198	1	Clamp
5	134-0571	1	Belt-Deck, Cutter	37	134-1241	1	Fork
7	134-0730	1	Spacer	38	134-1242	2	Pin
8	134-0808	2	Scraper	39	134-1265	2	Bushing-Bronze
9	134-0815	2	Lever	40	134-1271	1	Fork-Clevis, M8
10	134-0817	1	Pulley	41	134-1316	1	Screw
11	134-0827	1	Ram	42	134-1337	1	Washer
12	134-0626	1	Rod	43	134-1350	1	Spring
13	134-0879	3	Bushing	44	134-1355	2	Washer
14	134-0883	3	Bracket	45	134-0623	1	Gearbox ASM
15	134-0884	1	Spacer	46	134-2953	1	Screw
16	134-0892	1	Spring-Belt Tension Indicator	48	134-2954	2	Bushing
17	134-0965	1	Bracket	51	134-1065	1	Fitting-Grease
18	134-1011	2	Screw	52	134-1349	2	Guide-Spring
20	134-1019	2	Screw	53	134-1079	1	Nut
21	134-1023	2	Screw	54	134-1309	1	Screw-HH
22	134-1029	1	Screw	55	134-1130	2	Pin-Spring
23	134-1034	1	Nut	56	134-1043	1	Nut
24	134-1038	1	Nut	57	134-1092	2	Nut
25	134-1045	3	Washer	58	134-8036	2	Screw-HH
26	134-1046	7	Washer	61	134-1250	1	Clip
27	134-1051	2	Washer	62	134-8037	2	Washer-Plain
28	134-1054	1	Washer	63	134-8038	3	Guard-Shield, Debris
30	134-1078	2	Nut	64	134-8267	1	Key

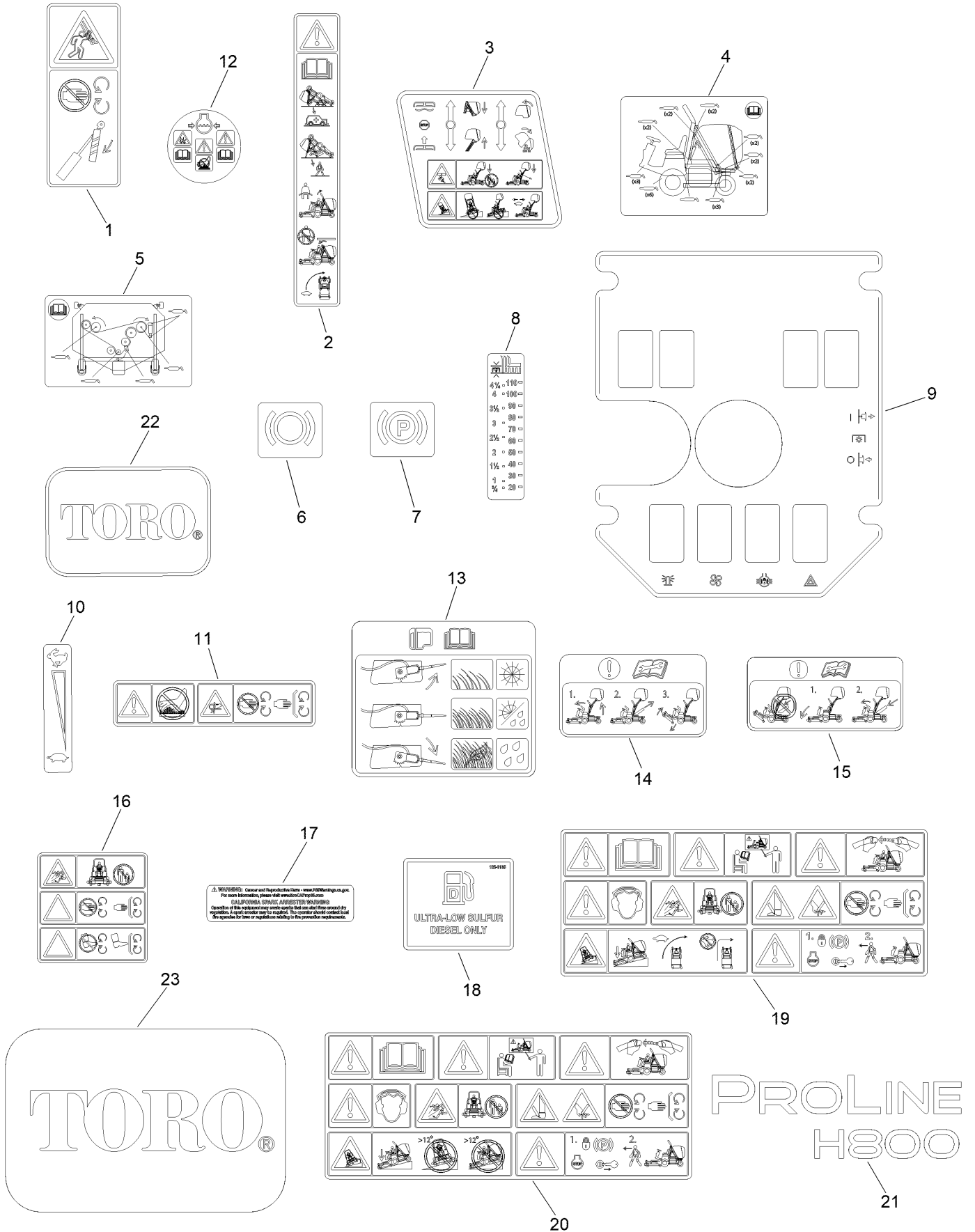
Mower Deck Hydraulic Assembly



Mower Deck Hydraulic Assembly (continued)

<i>Ref.</i>	<i>Part Number</i>	<i>Qty.</i>	<i>Description</i>	<i>Ref.</i>	<i>Part Number</i>	<i>Qty.</i>	<i>Description</i>
1	134-1206	4	Coupler-Quick, Female	9	134-3122	2	Fitting-Hydraulic
2	134-1255	8	Washer	10	134-3127	1	Hose-Hydraulic
3	134-3118	2	Hose-Hydraulic	11	134-0826	1	Cylinder-HYD
4	134-1270	4	Fitting-Nipple	12	134-3019	1	Screw
5	134-1102	2	Screw	13	134-1335	1	Valve-Lock
6	134-3119	1	Hose-Hydraulic	14	134-1042	1	Nut
7	134-3120	1	Hose-Hydraulic	15	134-0661	1	Fairing-Deck, Cutter
8	134-3121	1	Hose-Hydraulic	16	134-0827	1	Ram

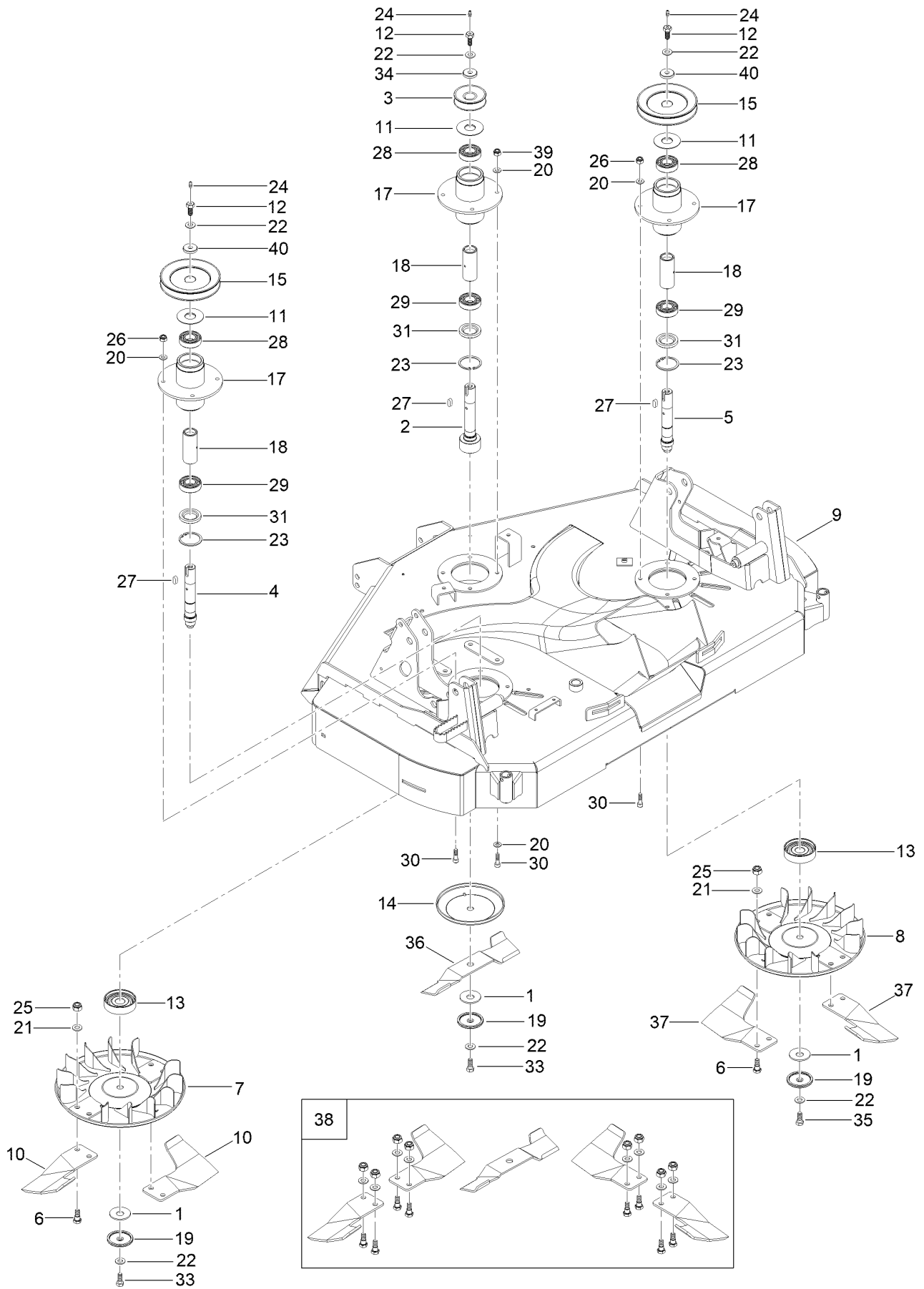
Decal Assembly



Decal Assembly (continued)

<i>Ref.</i>	<i>Part Number</i>	<i>Qty.</i>	<i>Description</i>	<i>Ref.</i>	<i>Part Number</i>	<i>Qty.</i>	<i>Description</i>
1	134-0541	2	Decal-Danger, Arm	13	134-1357	1	Decal-Hopper Sensor
2	134-0542	1	Decal-ROPS Warning	14	134-1358	2	Decal-Attention, Deck Service
3	134-0543	1	Decal-Warning, Dumping	15	134-1359	2	Decal-Attention, Deck Service
4	134-0545	1	Decal-Info, Grease Points, Tractor	16	134-0540	2	Decal-Danger, Deck
5	134-0546	1	Decal-Info, Grease Points, Deck	17	133-8062	1	Decal-Spark Arrestor
6	134-0547	1	Decal-Brake	18	125-6135	1	Decal-Ultra-Low Diesel Only
7	134-0548	1	Decal-Parking Brake	19	134-1986	1	Decal-Warning
8	134-0549	1	Decal-HOC	20	134-0539	1	Decal-Warning, General
9	134-0550	1	Decal-Control Panel	21	134-0544	2	Decal-Proline H800
10	134-0552	1	Decal-Speed Control	22	126-5060	1	Decal-Logo, Toro
11	134-0553	1	Decal-Warning, Hot Surface	23	134-0551	3	Decal-Toro Logo
12	117-3276	1	Decal-Danger				

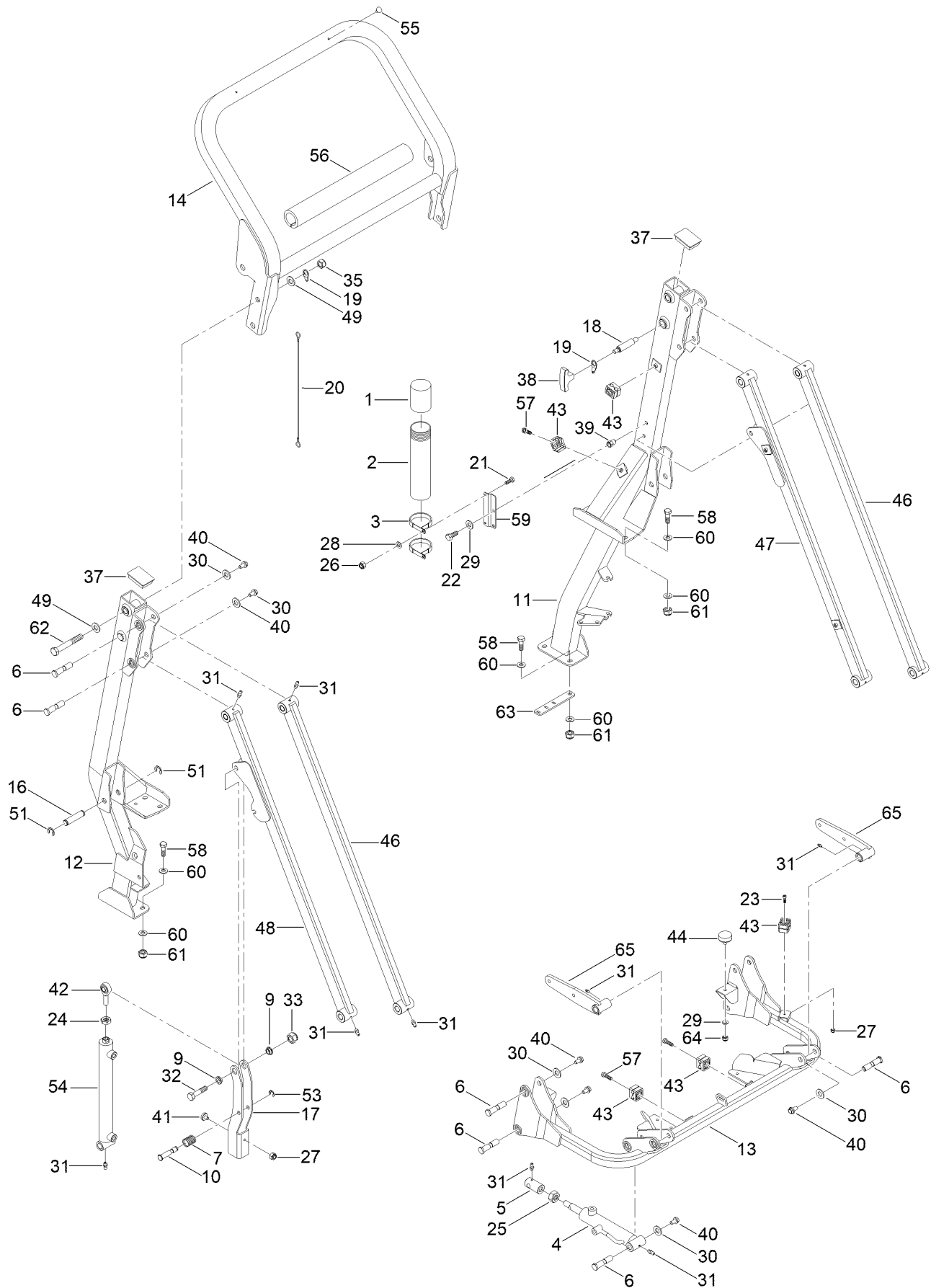
132 cm Cutting Deck Blade and Pulley Assembly



132 cm Cutting Deck Blade and Pulley Assembly (continued)

<i>Ref.</i>	<i>Part Number</i>	<i>Qty.</i>	<i>Description</i>	<i>Ref.</i>	<i>Part Number</i>	<i>Qty.</i>	<i>Description</i>
1	134-0579	3	Spring-Belleville	21	134-1046	2	Washer
2	134-0630	1	Shaft-Blade Hub, Central	22	134-1051	6	Washer
3	134-0631	1	Pulley	23	134-1057	3	Ring-Retaining, Int
4	134-0636	1	Shaft-Hub, LH Blade	24	134-1065	3	Fitting-Grease
5	134-0637	1	Shaft-Hub, RH Blade	25	134-1079	2	Nut
6	134-0643	2	Screw	26	134-1092	2	Nut
7	134-0652	1	Disc-Blade, LH	27	134-1101	3	Key-Shaft
8	134-0653	1	Disc-Blade, RH	28	134-1106	3	Bearing
9	134-0661	1	Fairing-Deck, Cutter	29	134-5172	3	Bearing
10	134-0538	2	Blade-Rotary, Swing, LH	30	134-1115	3	Screw
11	134-0732	3	Cover	31	134-1159	3	Seal-Oil
12	134-0733	3	Screw	33	134-1309	2	Screw-HH
13	134-0734	2	Seal-Oil	34	134-1337	1	Washer
14	134-0778	1	Disc-Blade, Central	35	134-1347	1	Screw-HH, LH Thd
15	134-0805	2	Pulley	36	134-0536	1	Blade-Rotary, Ctr
17	134-0833	3	Hub-Blade Holder	37	134-0537	2	Blade-Rotary, Swing, RH
18	134-0834	3	Spacer	38	134-0570	1	Blade Kit
19	134-0897	3	Cover	39	134-1038	1	Nut
20	134-1045	4	Washer	40	134-0994	2	Washer

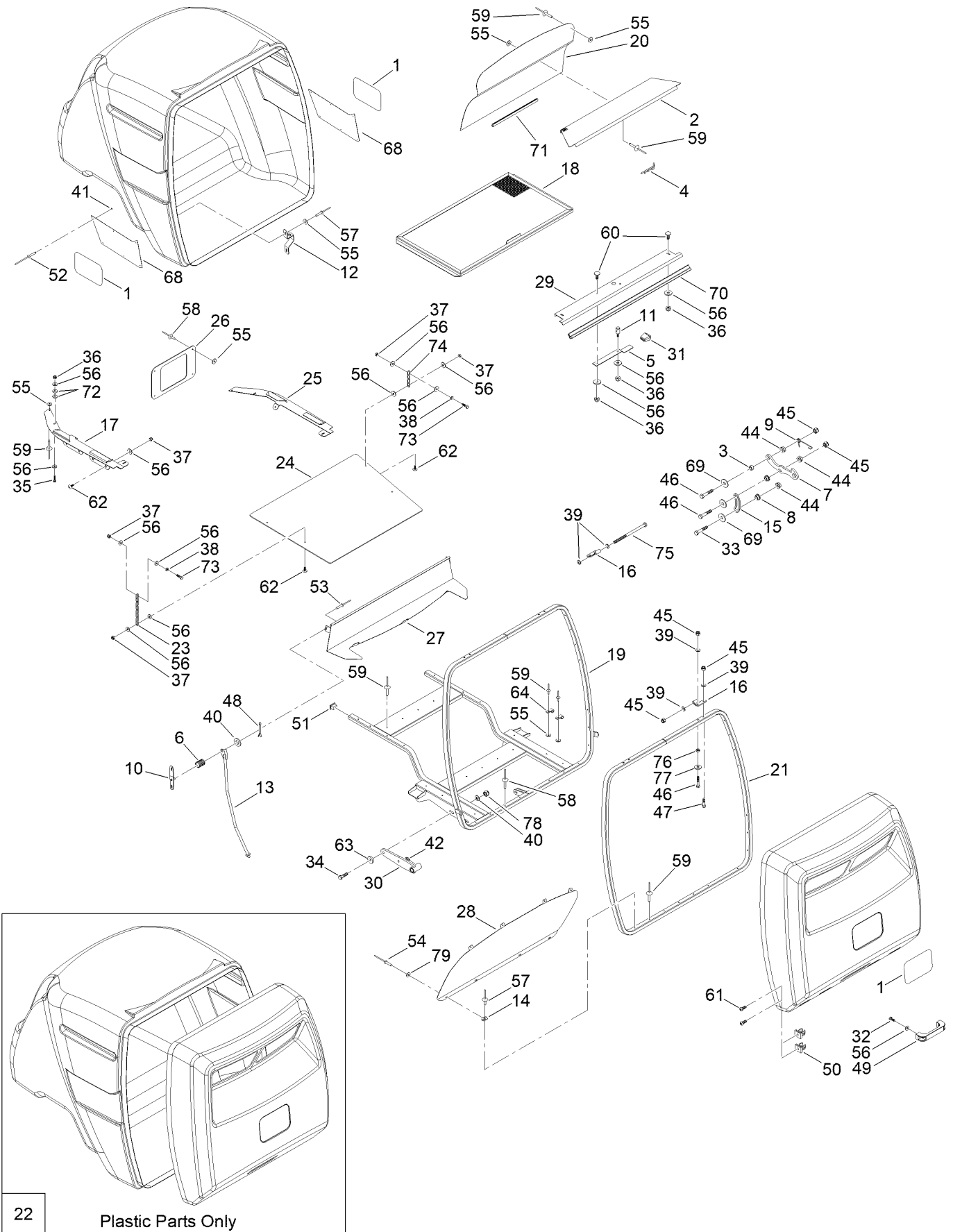
Basket Lift Frame Assembly



Basket Lift Frame Assembly (continued)

<i>Ref.</i>	<i>Part Number</i>	<i>Qty.</i>	<i>Description</i>	<i>Ref.</i>	<i>Part Number</i>	<i>Qty.</i>	<i>Description</i>
1	104-7048	1	Cap-Housing	32	134-1072	1	Screw
2	104-7050	1	Tube-Manual	33	134-1090	1	Nut
3	107-1865	2	R-Clamp	35	134-1095	1	Nut
4	134-0654	1	Cylinder-Tipping, Grass Catcher	37	134-1175	2	Cap
5	134-0692	1	Support	38	134-1180	1	Knob
6	134-0719	6	Pin	39	134-1260	2	Insert-Threaded
7	134-0727	1	Spring	40	134-1310	6	Screw
9	134-0761	2	Bushing	41	134-1326	1	Magnet
10	134-0776	1	Pin	42	134-1328	1	Joint-Ball
11	134-0809	1	Bracket	43	134-1330	5	Collar
12	134-0810	1	Bracket	44	134-1338	1	Pad-Rubber
13	134-0814	1	Support	46	134-2959	2	Arm
14	134-0839	1	Bar-Roll	47	134-2960	1	Arm
16	134-0873	1	Pin	48	134-2961	1	Arm
17	134-0909	1	Rod-Safety	49	134-2962	2	Washer
18	134-0931	1	Pin	51	134-2964	2	Ring-Snap
19	134-0932	2	Plate-Small	53	134-2966	1	Ring Snap
20	134-0933	1	Cable	54	134-0811	1	Cylinder
21	134-1008	2	Screw	55	134-1162	1	Rivet-Plastic
22	134-1011	2	Screw	56	134-1158	1	Protector
23	134-1025	1	Screw	57	134-1071	3	Screw
24	134-1036	1	Nut	58	134-2999	3	Screw
25	134-1037	1	Nut	59	134-2958	1	Bracket
26	134-1041	2	Nut	60	134-1047	6	Washer
27	134-1042	2	Nut	61	134-0561	3	Nut
28	134-1044	2	Washer	62	134-1022	1	Screw
29	134-1045	3	Washer	63	134-0891	1	Bracket
30	134-1051	6	Washer	64	134-1038	1	Nut
31	134-1065	9	Fitting-Grease	65	134-0979	2	Hinge

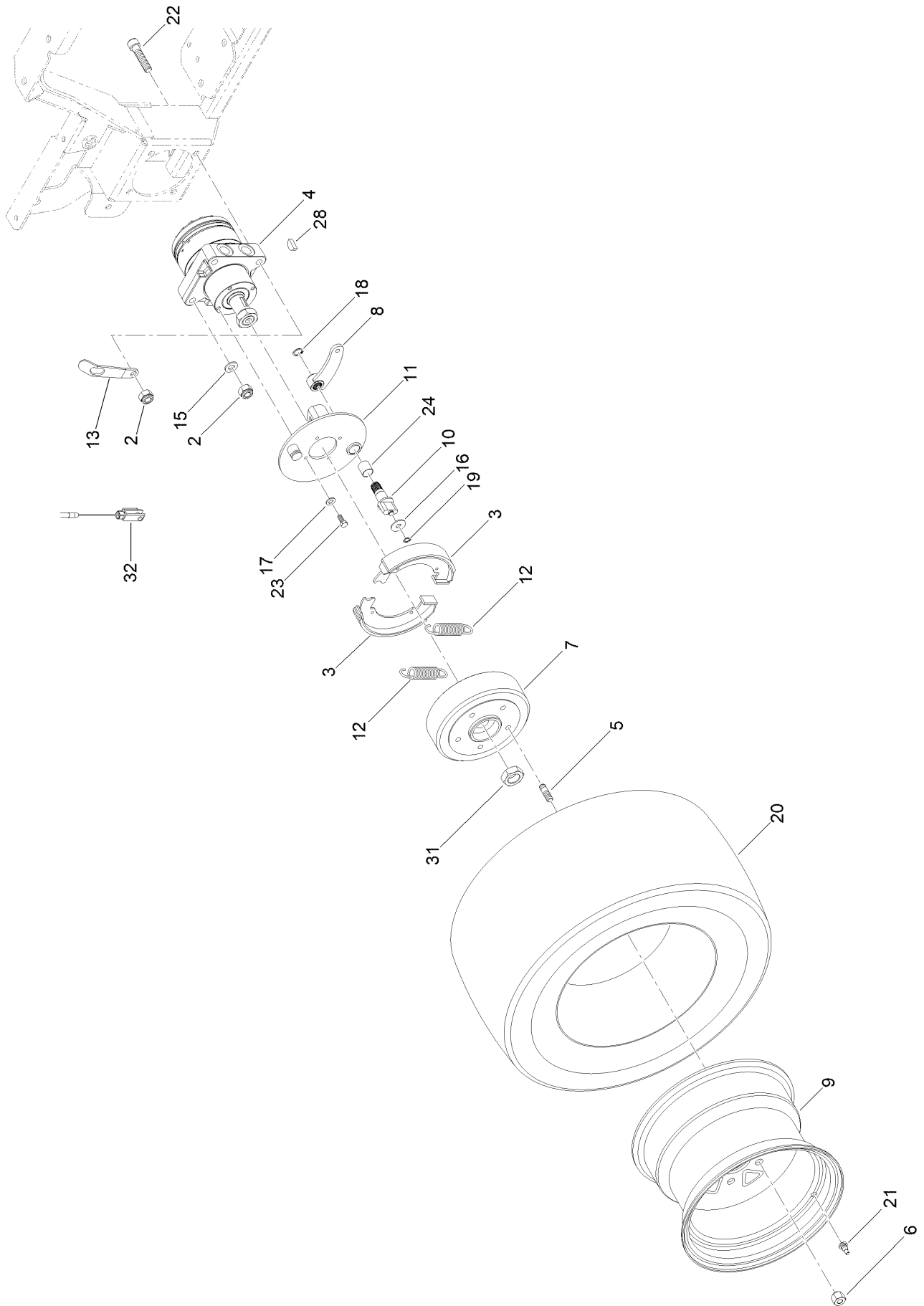
Basket Assembly



Basket Assembly (continued)

<i>Ref.</i>	<i>Part Number</i>	<i>Qty.</i>	<i>Description</i>	<i>Ref.</i>	<i>Part Number</i>	<i>Qty.</i>	<i>Description</i>
1	134-0551	3	Decal-Toro Logo	37	134-1042	5	Nut
2	134-0658	1	Sieve-Catcher, Grass	38	134-1044	2	Washer
3	134-0687	1	Spacer	39	134-1045	5	Washer
4	134-0724	1	Stop	40	134-1046	2	Washer
5	134-0725	1	Hook	41	134-1050	1	Washer
6	134-0727	1	Spring	42	134-1065	1	Fitting-Grease
7	134-0728	1	Hook	44	134-1082	3	Nut
8	134-0737	2	Bushing	45	134-1092	5	Nut
9	134-0740	1	Spring	46	134-1119	3	Screw
10	134-0741	1	Support	47	134-1122	1	Screw
11	134-0743	1	Pin	48	134-1129	1	Pin-Spring
12	134-0744	1	Bracket	49	134-1140	1	Handle
13	134-0747	1	Rod	50	134-1160	1	Collar
14	134-0753	1	Bracket	51	134-1181	2	Cap-Plastic, Black
15	134-0755	1	Rod-Connecting	52	134-1183	8	Rivet
16	134-0758	2	Hinge	53	134-1190	4	Rivet
17	134-0764	1	Guide	54	134-1204	4	Rivet
18	134-0765	1	Screen-Grass Catcher, Inside	55	134-1231	7	Washer
19	134-0825	1	Frame	56	134-1234	15	Washer
20	134-0842	1	Screen-Grass Catcher, Front	57	134-1244	4	Rivet
21	134-0843	1	Frame	58	134-1246	3	Rivet
22	134-0858	1	Catcher-Grass	59	134-1273	101	Rivet
23	134-0870	1	Chain	60	134-1296	2	Screw
24	134-0871	1	Panel-Plastic, Grass Catcher	61	134-1303	1	Screw
25	134-0875	1	Support-Net	62	134-1304	3	Screw
26	134-0908	1	Plate	63	134-1337	1	Washer
27	134-0961	1	Screen-Grass Catcher	64	134-1348	1	Grommet
28	134-0976	1	Plate	68	134-3124	2	Plate-Logo, Hopper
29	134-0978	1	Rail-Cross	69	134-3126	3	Washer
30	134-0979	1	Hinge	70	134-3125	1	Gasket-Screen, Hopper
31	134-0999	1	Knob	71	134-8114	1	Trim-Rubber, Reinforced
32	134-1008	1	Screw	72	134-0691	2	Washer
33	134-1013	1	Screw	73	134-1009	2	Screw
34	134-1019	1	Screw	74	134-0869	1	Chain
35	134-1028	1	Screw	75	134-1117	1	Screw
36	134-1041	4	Nut	76	134-0991	1	Spacer
				77	134-3126	1	Washer
				78	134-1079	1	Nut
				79	134-1053	1	Washer

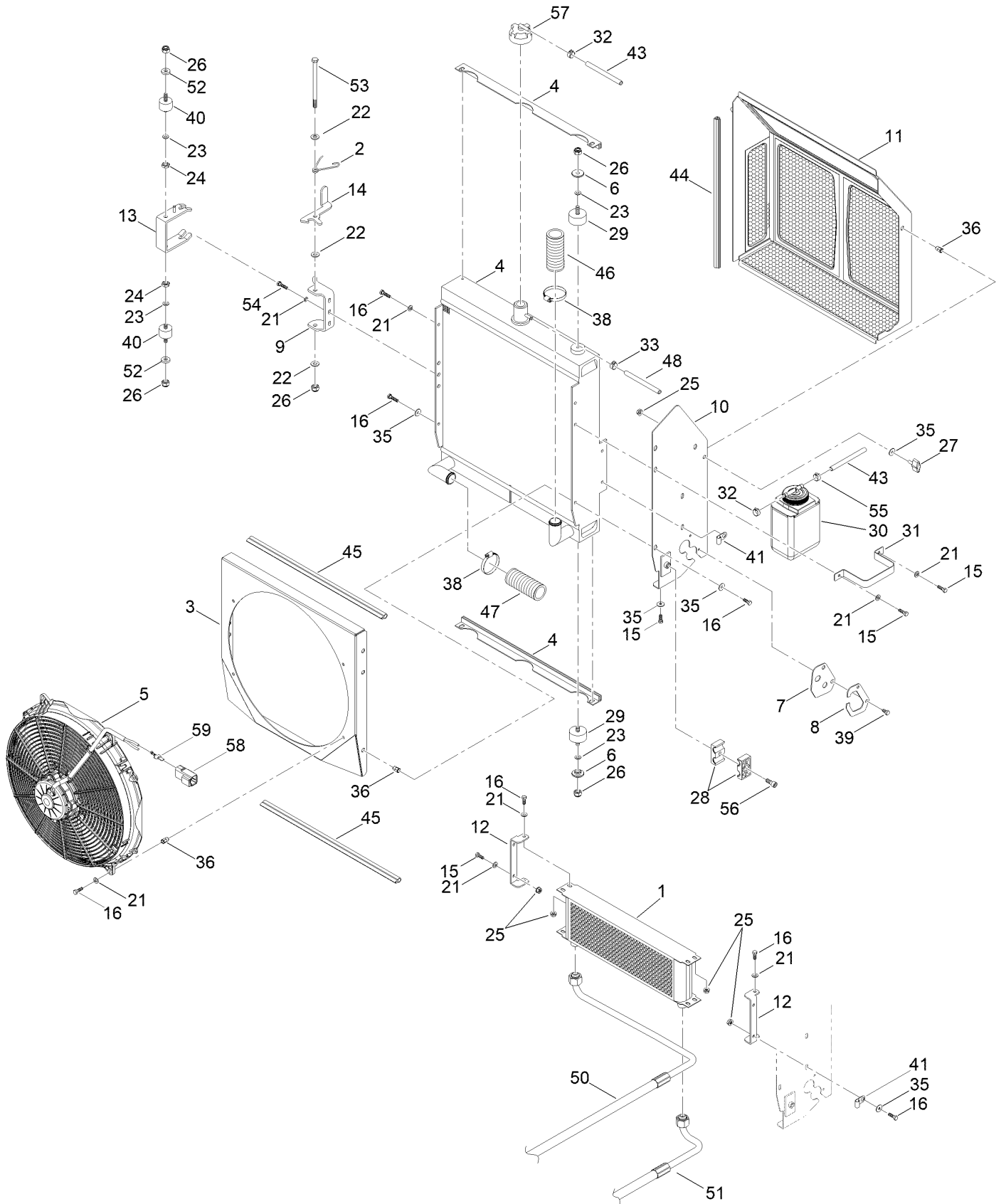
Brakes Assembly



Brakes Assembly (continued)

<i>Ref.</i>	<i>Part Number</i>	<i>Qty.</i>	<i>Description</i>	<i>Ref.</i>	<i>Part Number</i>	<i>Qty.</i>	<i>Description</i>
2	134-0561	4	Nut	16	134-1048	1	Washer
3	134-0624	2	Shoe-Brake	17	134-1054	4	Washer
4	134-0666	1	Motor-Hydraulic	18	134-1062	1	Ring-Retaining, Int
5	134-0686	5	Stud	19	134-1063	1	Ring-Retaining, Int
6	134-0688	5	Nut-Lug, Wheel	20	134-1229	1	Tire-Front
7	134-0711	1	Drum-Brake	21	134-1261	1	Valve-Tire
8	134-0714	1	Lever-Brake	22	134-1298	4	Screw
9	134-0715	1	Rim-Wheel, Front	23	134-1299	4	Screw
10	134-0717	1	Camshaft	24	134-1320	1	Bushing
11	134-0718	1	Plate-Brake	28	134-2970	1	Key-Woodruff
12	134-0722	2	Spring	31	134-2967	2	Nut
13	134-0726	1	Bracket-Cable, Brake	32	134-0898	2	Cable-Brake
15	134-1047	3	Washer				

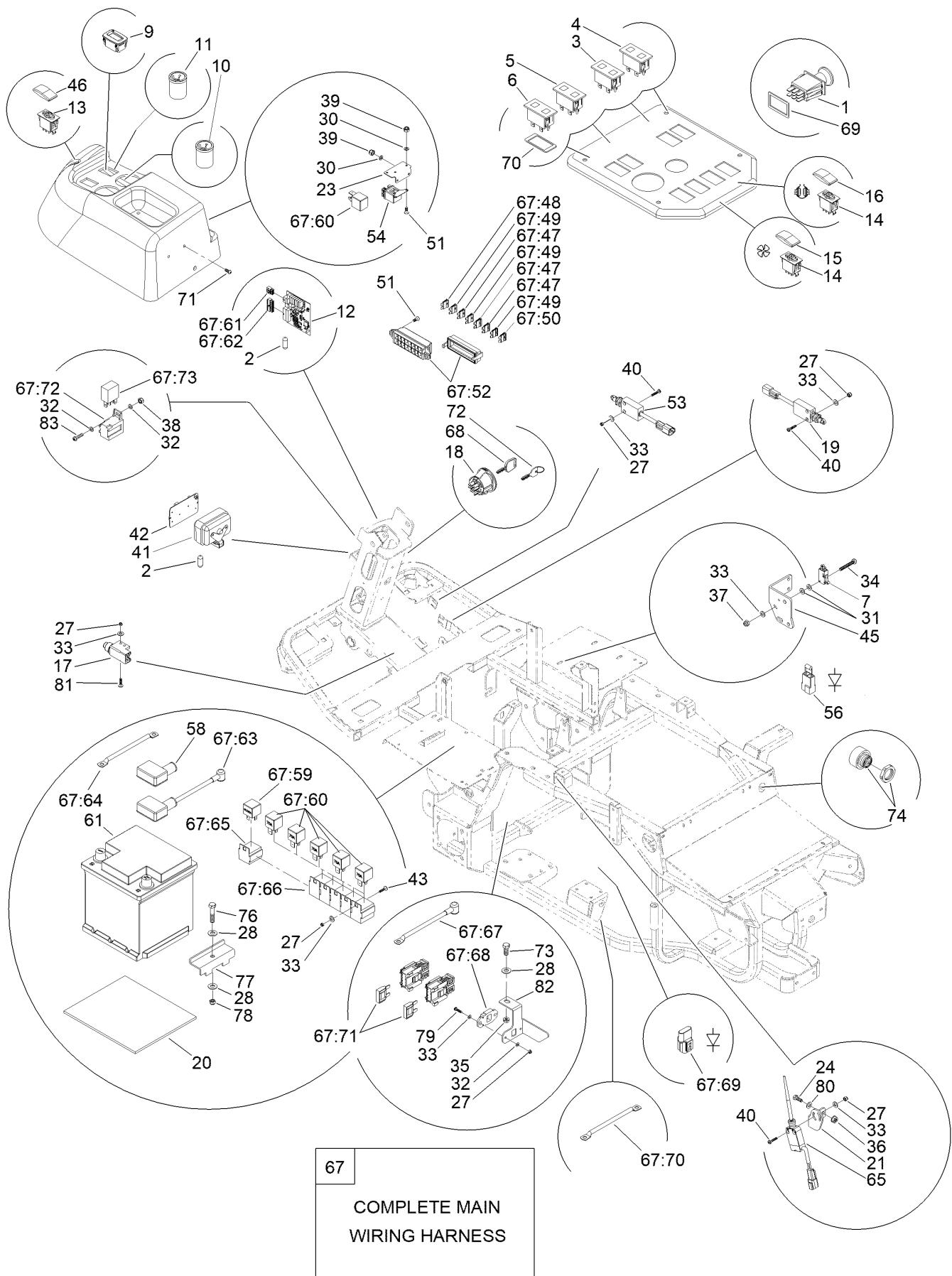
Cooling Assembly



Cooling Assembly (continued)

<i>Ref.</i>	<i>Part Number</i>	<i>Qty.</i>	<i>Description</i>	<i>Ref.</i>	<i>Part Number</i>	<i>Qty.</i>	<i>Description</i>
1	134-0625	1	Cooler-Oil	31	134-1174	1	Clamp
2	134-0640	1	Spring	32	134-1199	2	Clamp
3	134-0651	1	Conveyor-Blower	33	134-1201	1	Clamp
4	134-0659	1	Radiator	35	134-1234	6	Washer
5	134-4713	1	Fan-Electric	36	134-1257	13	Insert-Threaded
6	134-0694	2	Bushing	38	134-1277	2	Clamp
7	134-0751	1	Gasket	39	134-1293	2	Screw
8	134-0752	1	Frame	40	134-1346	2	Shock Absorber
9	134-0771	1	Bracket	41	134-1348	1	Grommet
10	134-0773	1	Guard-Cable	43	134-2973	2	Pipe
11	134-0777	1	Screen-Radiator	44	134-2974	1	Gasket
12	134-0840	2	Bracket	45	134-2975	2	Gasket
13	134-0863	1	Bracket	46	134-2976	1	Pipe
14	134-0864	1	Bracket	47	134-2977	1	Pipe
15	134-1008	5	Screw	48	134-2978	1	Pipe
16	134-1009	15	Screw	50	134-3070	1	Hydraulic Hose
21	134-1044	19	Washer	51	134-3071	1	Hydraulic Hose
22	134-1045	3	Washer	52	134-0997	2	Washer
23	134-1054	4	Washer	53	134-1294	1	Screw
24	134-1078	2	Nut	54	134-1028	3	Screw
25	134-1084	7	Nut	55	134-1200	1	Clamp
26	134-1092	5	Nut	56	134-1026	1	Screw
27	134-1148	1	Knob	57	134-8131	1	Cap-Radiator
28	134-1151	2	Collar	58	134-8132	1	Connector-2Way
29	134-1164	2	Shock Absorber	59	134-8133	1	Connector-Terminal
30	134-1173	1	Tank				

Electric Equipment Assembly

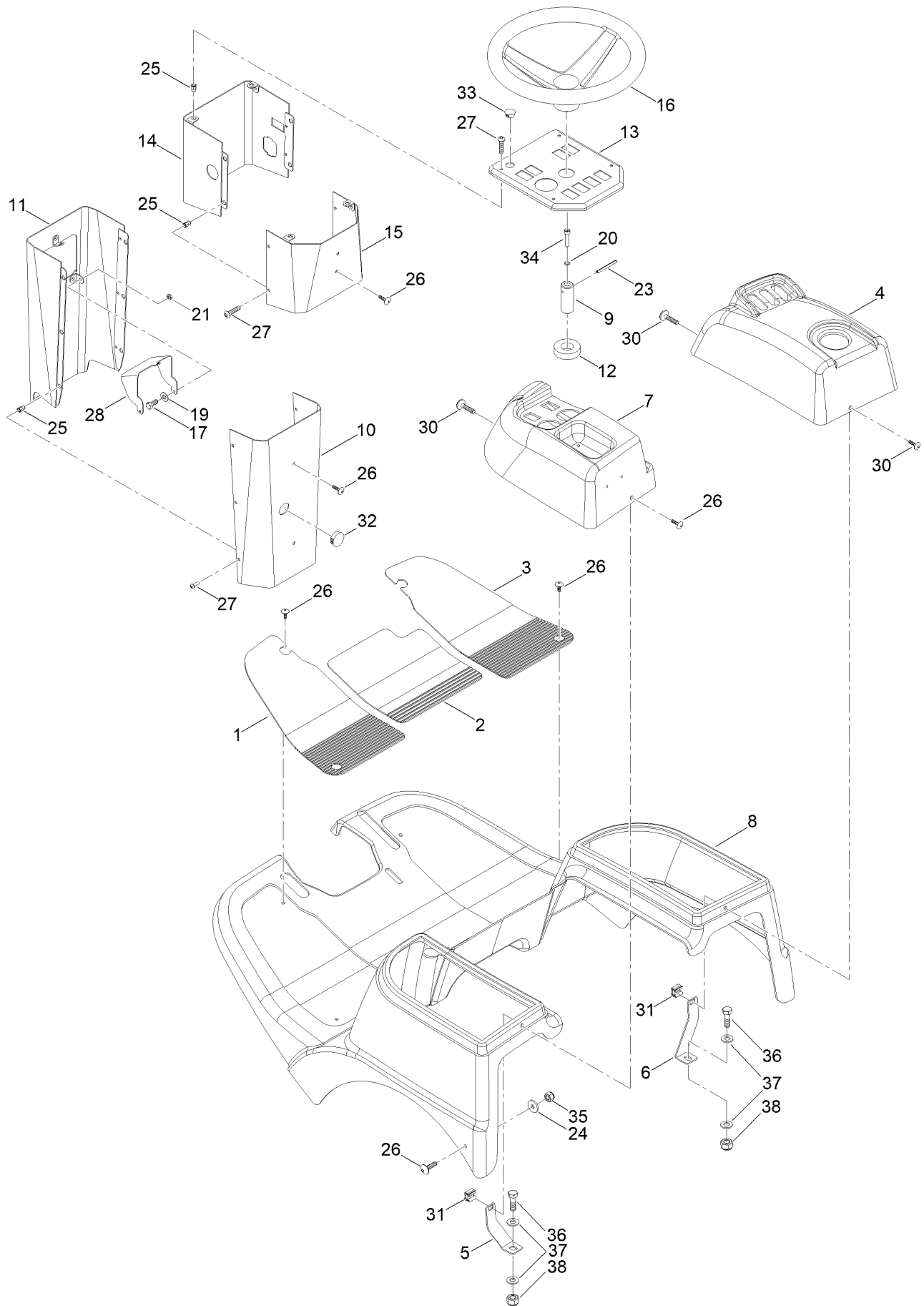


67
COMPLETE MAIN
WIRING HARNESS

Electric Equipment Assembly (continued)

<i>Ref.</i>	<i>Part Number</i>	<i>Qty.</i>	<i>Description</i>	<i>Ref.</i>	<i>Part Number</i>	<i>Qty.</i>	<i>Description</i>
1	93-9999	1	Switch-PTO	51	134-2987	2	Screw
2	111-9822	2	Ferrite-Suppression, Emc	53	134-2989	1	Swtch-Micro
3	122-0332	1	Light-Indicator, Low Beam/High Beam	54	134-2990	1	Glow Relay ASM
4	122-0333	1	Light-Indicator, Hopper Full/Park	56	134-2992	1	Diode-Engine
5	122-0342	1	Light-Indicator, Oil Pressure/Air Filter	58	134-2994	1	Guard
6	122-0334	1	Light-Indicator, Glow/Battery	61	134-0585	1	Battery, Dry
7	134-0586	1	Microswitch	61	134-2997	1	Battery, Wet
9	134-0598	1	Meter-Hour	65	134-3001	1	Micro-Open, Grass Catcher
10	134-0603	1	Indicator-Fuel	67	134-5113	1	Main Wiring Harness
11	134-0604	1	Indicator-Temperature	67:47	134-2983	3	Fuse 5A
12	134-4868	1	Control Unit-Machine, Electronic	67:48	134-2984	1	Fuse 30A
13	134-0609	1	Switch-HOC	67:49	134-2985	3	Fuse 15A
14	134-0610	2	Switch	67:50	134-2986	1	Fuse-Blade, 3 Amp
15	134-0611	1	Cover-Button, Sense Inverting/Fan Rot	67:52	134-2988	1	Box-Fuse
16	134-0612	1	Cover-Lock Button, Differential	67:59	134-2995	1	Relay
17	134-0614	1	Microswitch-Brake	67:60	134-2996	6	Relay
18	134-0615	1	Switch-Ignition	67:61	134-8243	1	Connector ASM-Ecu, Main
19	134-0620	1	Microswitch-Forward	67:62	134-8244	1	Connector ASM-Ecu, Main
20	134-0720	1	Bushing-Plastic	67:63	134-8248	1	Lead-Battery, Positive
21	134-0880	1	Bracket	67:64	134-8257	1	Lead-Negative
23	134-0921	1	Bracket	67:65	134-8249	1	Base-Relay 30A
24	134-1008	1	Screw	67:66	134-8250	6	Base-Relay 70A
27	134-1040	6	Nut	67:67	134-8252	1	Lead-Battery, Positive
28	134-1045	3	Washer	67:68	134-8251	1	Retainer-Fuse
30	134-1049	2	Washer	67:69	134-8254	1	Diode - 2 Way
31	134-1050	2	Washer	67:70	134-8255	1	Lead-Negative
32	134-1052	3	Washer	67:71	111-2898	2	Fuse-40A
33	134-1053	7	Washer	67:72	134-8246	1	Base-Relay, Minature
34	134-1077	1	Screw	67:73	134-8245	1	Relay
35	134-1082	1	Nut	68	134-1285	1	Key-Ignition, Plastic Cover
36	134-1084	1	Nut	69	134-0981	1	Retainer-Switch
37	134-1085	1	Nut	70	134-1284	1	Gasket
38	134-1093	1	Nut	71	134-2987	1	Screw
39	134-1094	2	Nut	72	134-1286	1	Key-Ignition, Metal
40	134-1113	3	Screw	73	134-1011	1	Screw
41	134-1280	1	Lamp-Front	74	134-1282	1	Horn-Warning
42	134-1281	1	Bulb	76	134-1014	1	Screw
43	134-1307	1	Screw	77	134-2998	1	Bracket-Clamp, Battery
45	134-0952	1	Bracket	78	134-1092	1	Nut
46	134-2982	1	Cover-Rocker	79	134-1111	1	Screw
				80	134-1044	1	Washer
				81	134-1112	1	Screw
				82	134-8253	1	Bracket-Fuse
				83	134-8247	1	Screw-Pan

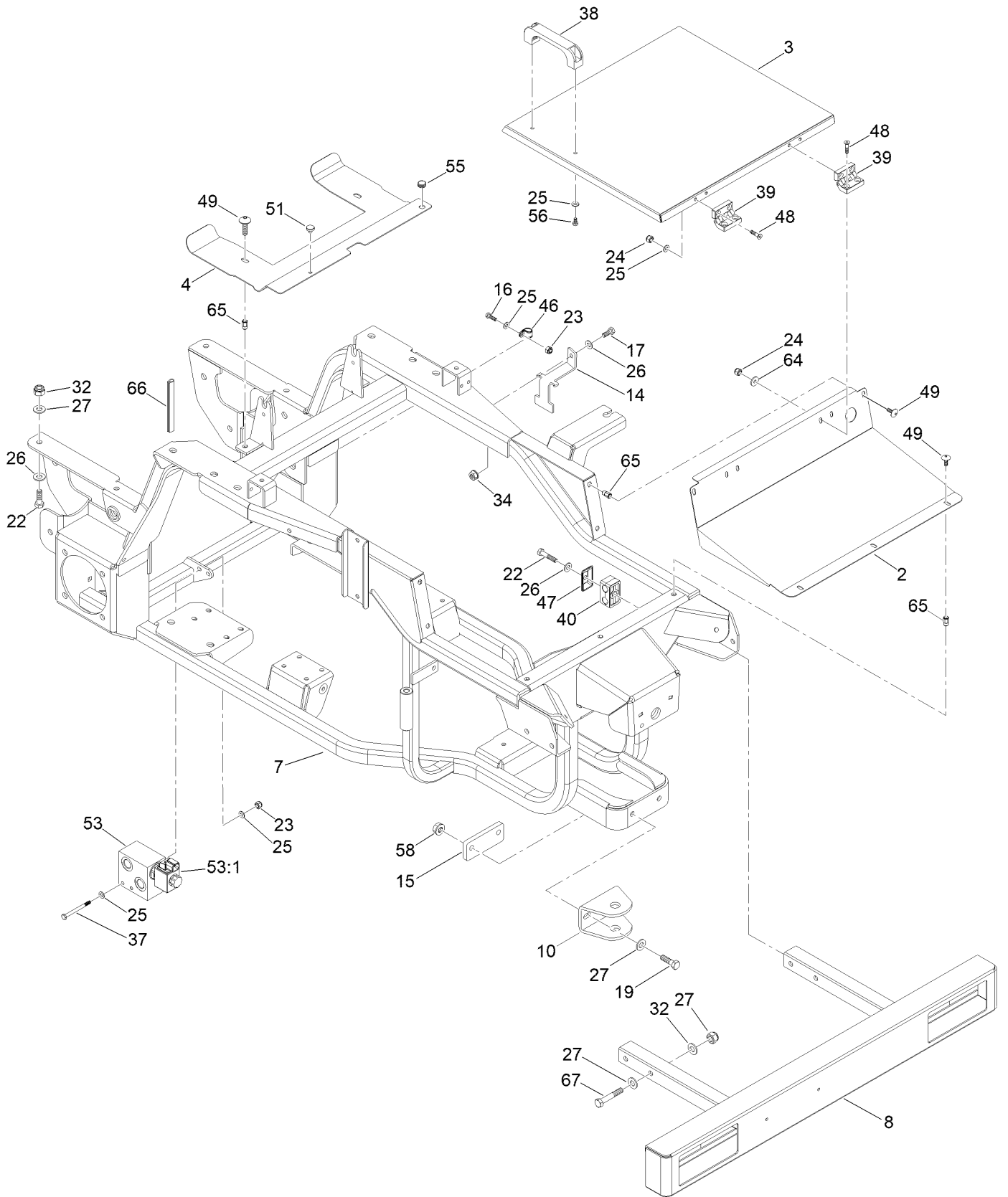
Body Assembly



Body Assembly (continued)

<i>Ref.</i>	<i>Part Number</i>	<i>Qty.</i>	<i>Description</i>	<i>Ref.</i>	<i>Part Number</i>	<i>Qty.</i>	<i>Description</i>
1	134-0644	1	Pad-Footboard	20	134-1054	1	Washer
2	134-0645	1	Pad-Footboard	21	134-1084	3	Nut
3	134-0646	1	Pad-Footboard	23	134-1135	1	Plug
4	134-0832	1	Dashboard	24	134-1234	2	Washer
5	134-0885	1	Bracket	25	134-1257	14	Insert-Threaded
6	134-0886	1	Bracket	26	134-1304	10	Screw
7	134-0927	1	Dashboard	27	134-1311	14	Screw
8	134-0928	1	Fairing	28	134-0946	1	Support-Column
9	134-0937	1	Bushing	30	134-3004	4	Screw
10	134-0945	1	Support	31	134-1168	2	Nut-Cage
11	134-0947	1	Support	32	134-8069	1	Plug-Plastic,
12	134-0950	1	Washer	33	134-8070	1	Plug-Plastic,
13	134-0954	1	Dashboard	34	134-8071	1	Screw-Sh,
14	134-0955	1	Support	35	134-1042	2	Nut
15	134-0956	1	Support	36	134-2999	2	Screw
16	134-0958	1	Wheel-Steering	37	134-1047	4	Washer
17	134-1007	3	Screw	38	134-0561	2	Nut
19	134-1044	3	Washer				

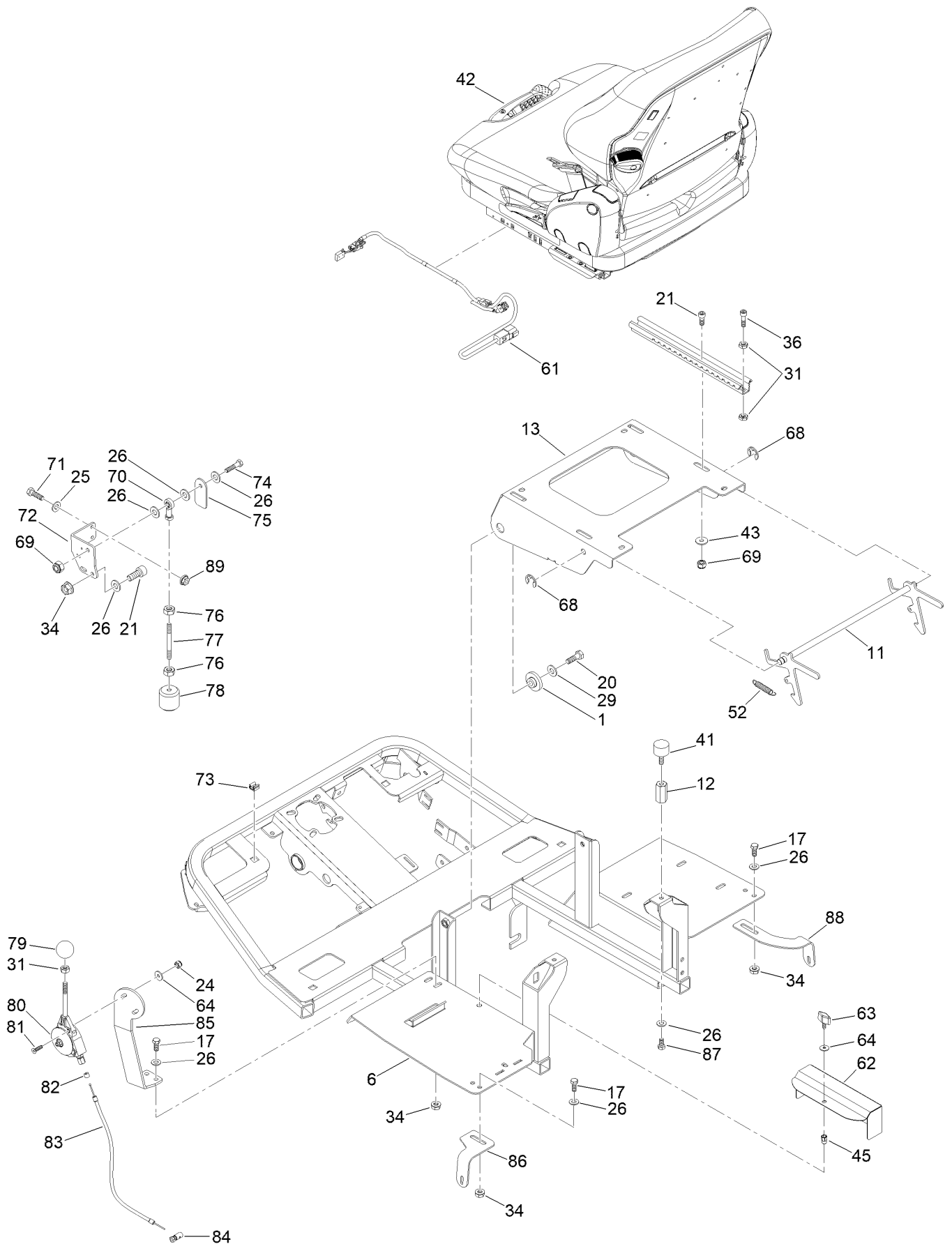
Frame Assembly



Frame Assembly (continued)

<i>Ref.</i>	<i>Part Number</i>	<i>Qty.</i>	<i>Description</i>	<i>Ref.</i>	<i>Part Number</i>	<i>Qty.</i>	<i>Description</i>
2	134-0796	1	Cover-Engine, Rear	37	134-1116	2	Screw
3	134-0797	1	Hood	38	134-1140	1	Handle
4	134-0798	1	Cover-Engine, Front	39	134-1147	2	Hinge-Plastic
7	134-3963	1	Frame	40	134-1152	2	Collar
8	134-0874	1	Bumper	46	134-1262	1	Clamp
10	134-0904	1	Bar-Tow	47	134-1274	2	Plate-Small
14	134-0974	1	Bracket	48	134-1297	4	Screw
15	134-0975	1	Plate-Tow	49	134-1304	7	Screw
16	134-1009	1	Screw	51	134-1326	1	Magnet
17	134-1011	1	Screw	53	134-0584	1	Valve-Lock, Differential
19	134-1019	2	Screw	53:1	134-3095	1	Hydraulic Comp
22	134-1027	6	Screw	55	134-3007	1	Plug-Rubber
23	134-1041	3	Nut	56	134-3008	2	Screw
24	134-1042	4	Nut	58	134-3009	2	Nut
25	134-1044	9	Washer	64	134-1234	2	Washer
26	134-1045	7	Washer	65	134-1194	7	Insert-Threaded
27	134-1046	14	Washer	66	134-8130	3	Trim-Edge, Frame
32	134-1079	8	Nut	67	134-8134	4	Screw-HH
34	134-1082	1	Nut				

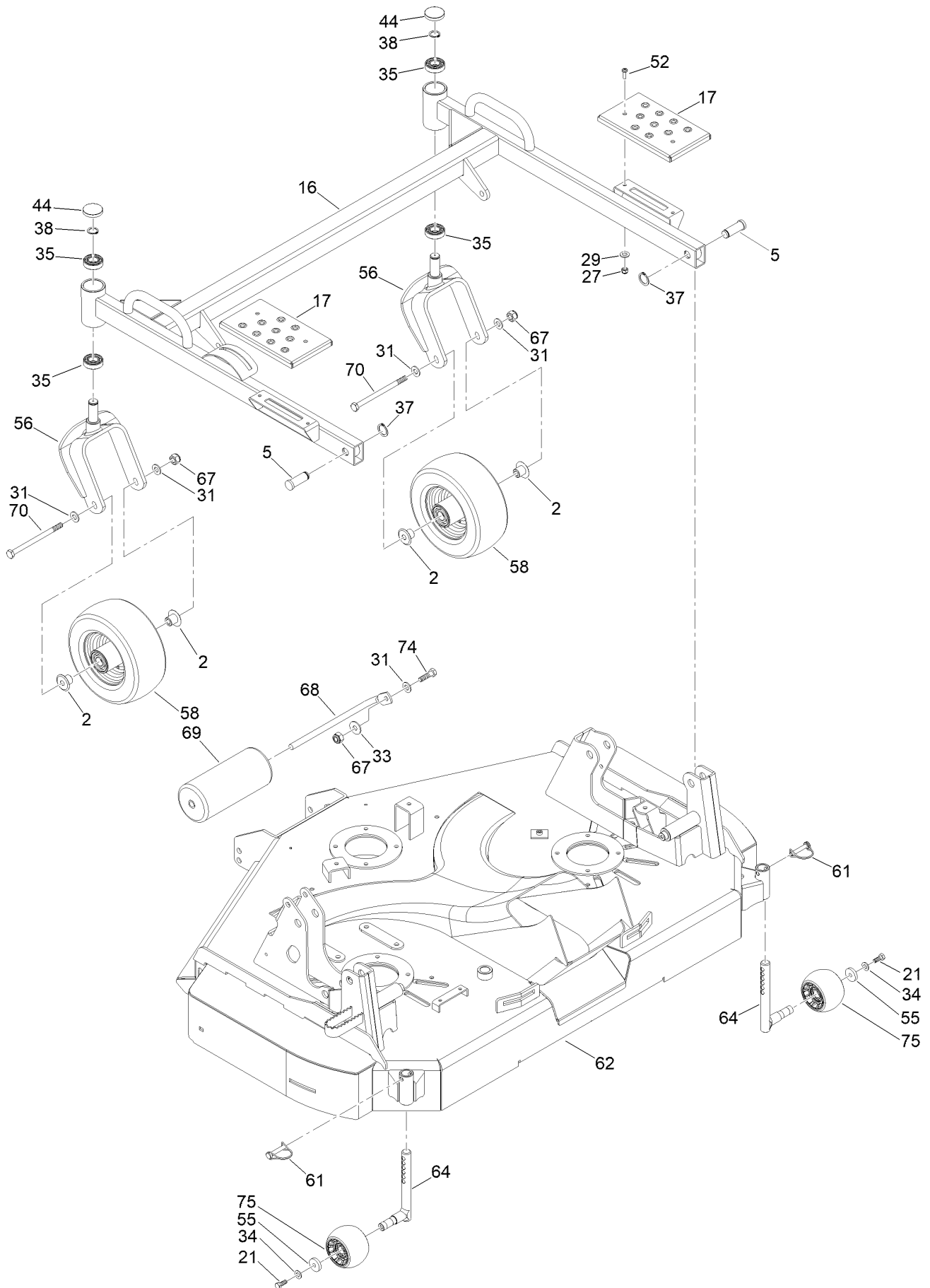
Seat Assembly



Seat Assembly (continued)

<i>Ref.</i>	<i>Part Number</i>	<i>Qty.</i>	<i>Description</i>	<i>Ref.</i>	<i>Part Number</i>	<i>Qty.</i>	<i>Description</i>
1	134-0689	1	Bushing	64	134-1234	3	Washer
6	134-0837	1	Footrest	68	134-1099	2	Ring-Snap
11	134-0911	1	Hook-Seat	69	134-1038	5	Nut
12	134-0912	1	Column	70	134-1259	1	Head-Cylinder
13	134-0941	1	Support-Seat	71	134-1008	2	Screw
17	134-1011	6	Screw	72	134-0952	1	Bracket
20	134-1023	1	Screw	73	134-1086	4	Nut-Cage
21	134-1026	6	Screw	74	134-1014	1	Screw
24	134-1042	2	Nut	75	134-0845	1	Support-Lock, Diff
25	134-1044	2	Washer	76	134-1034	2	Nut
26	134-1045	12	Washer	77	134-0735	1	Rod
29	134-1051	1	Washer	78	134-0736	1	Rocker
31	134-1078	3	Nut	79	134-1146	1	Ball
34	134-1082	8	Nut	80	134-0568	1	Lever-Throttle
36	134-1115	1	Screw	81	134-3111	2	Screw
41	134-1163	1	Pad-Rubber	82	134-8129	1	Cable-End, Nipple
42	134-1171	1	Seat-Grammer	83	134-0953	1	Cable
43	134-3126	4	Washer	84	134-8128	1	Cable-Clamp
45	134-1257	1	Insert-Threaded	85	134-0772	1	Support-Throttle
52	134-1353	1	Spring	86	134-0828	1	Bracket
61	134-3967	1	Seat-Switch	87	134-1010	1	Screw
62	134-4870	1	Bracket-Relay, Cover	88	134-0895	1	Bracket
63	134-1148	1	Knob	89	134-1084	2	Nut

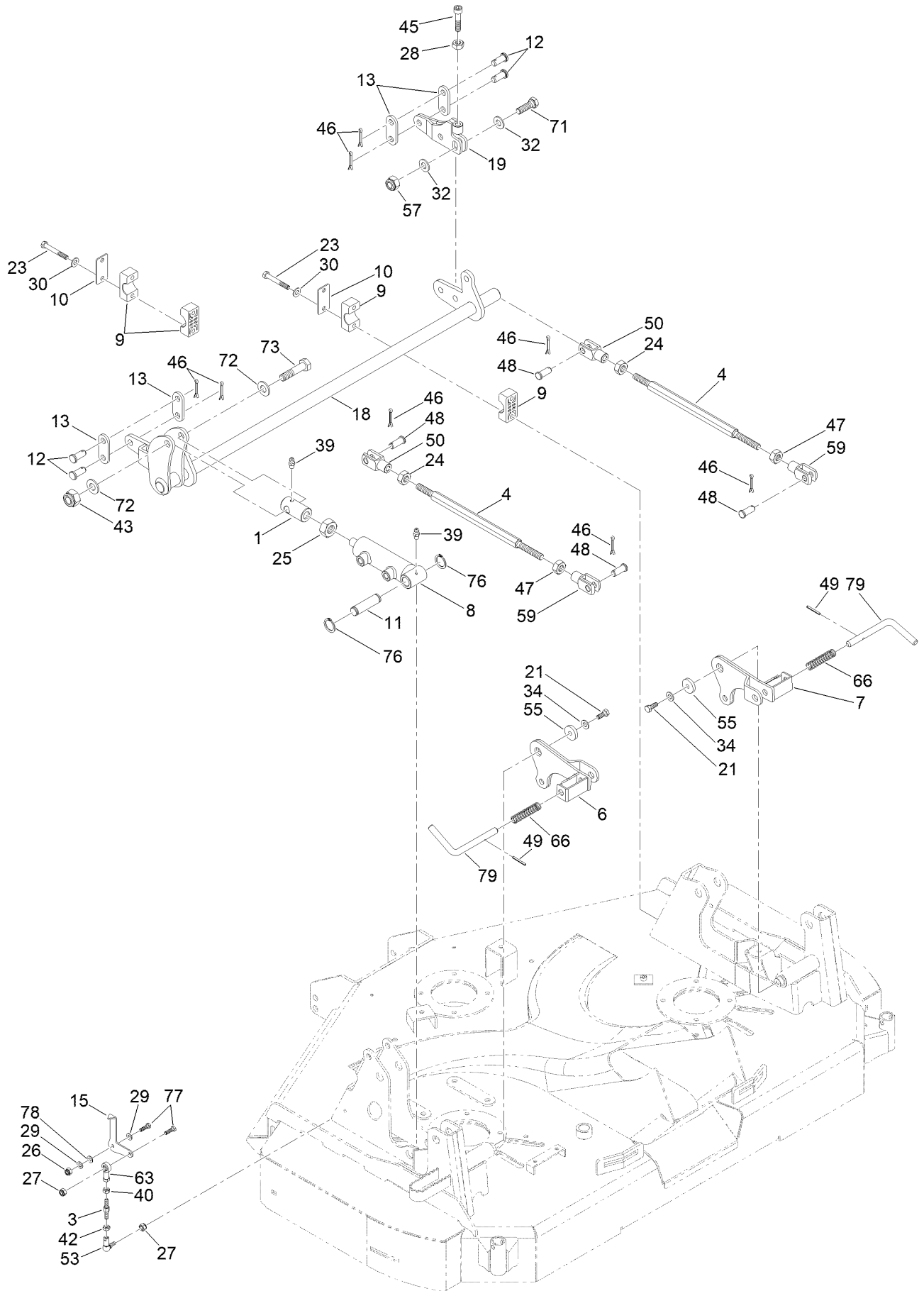
Flat Frame Assembly No. 1



Flat Frame Assembly No. 1 (continued)

<i>Ref.</i>	<i>Part Number</i>	<i>Qty.</i>	<i>Description</i>	<i>Ref.</i>	<i>Part Number</i>	<i>Qty.</i>	<i>Description</i>
2	134-0731	4	Bushing	52	134-1304	2	Screw
5	134-0742	2	Pin	55	134-1355	2	Washer
16	134-0935	1	Frame	56	134-0662	2	Yoke-Deck, Cutter
17	134-0936	2	Footrest	58	134-1363	2	Wheel
21	134-1011	2	Screw	61	134-0593	2	Pin
27	134-1042	2	Nut	62	134-0661	1	Fairing-Deck, Cutter
29	134-1044	2	Washer	64	134-0642	2	Pin
31	134-1046	5	Washer	67	134-1079	3	Nut
33	134-1048	1	Washer	68	68-6840	1	Shaft-Roller
34	134-1054	2	Washer	69	68-6710	1	Roller
35	134-1055	4	Bearing	70	134-3010	2	Screw
37	134-1059	2	Ring-Retaining, Int	74	134-1019	1	Screw
38	134-1060	2	Ring-Retaining, Int	75	134-0639	2	Wheel-Anti Scalp
44	134-1097	2	Cap				

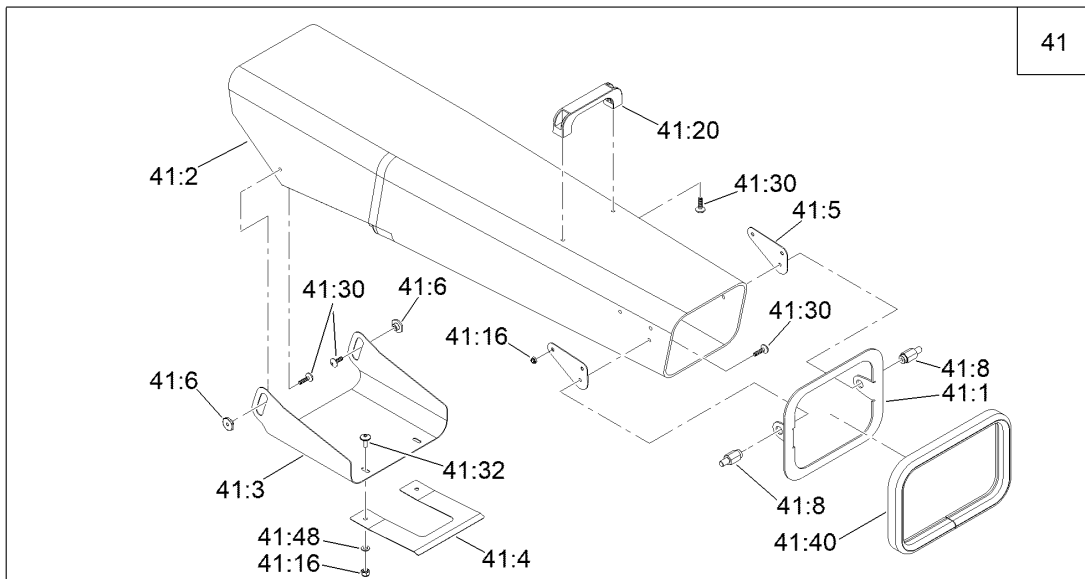
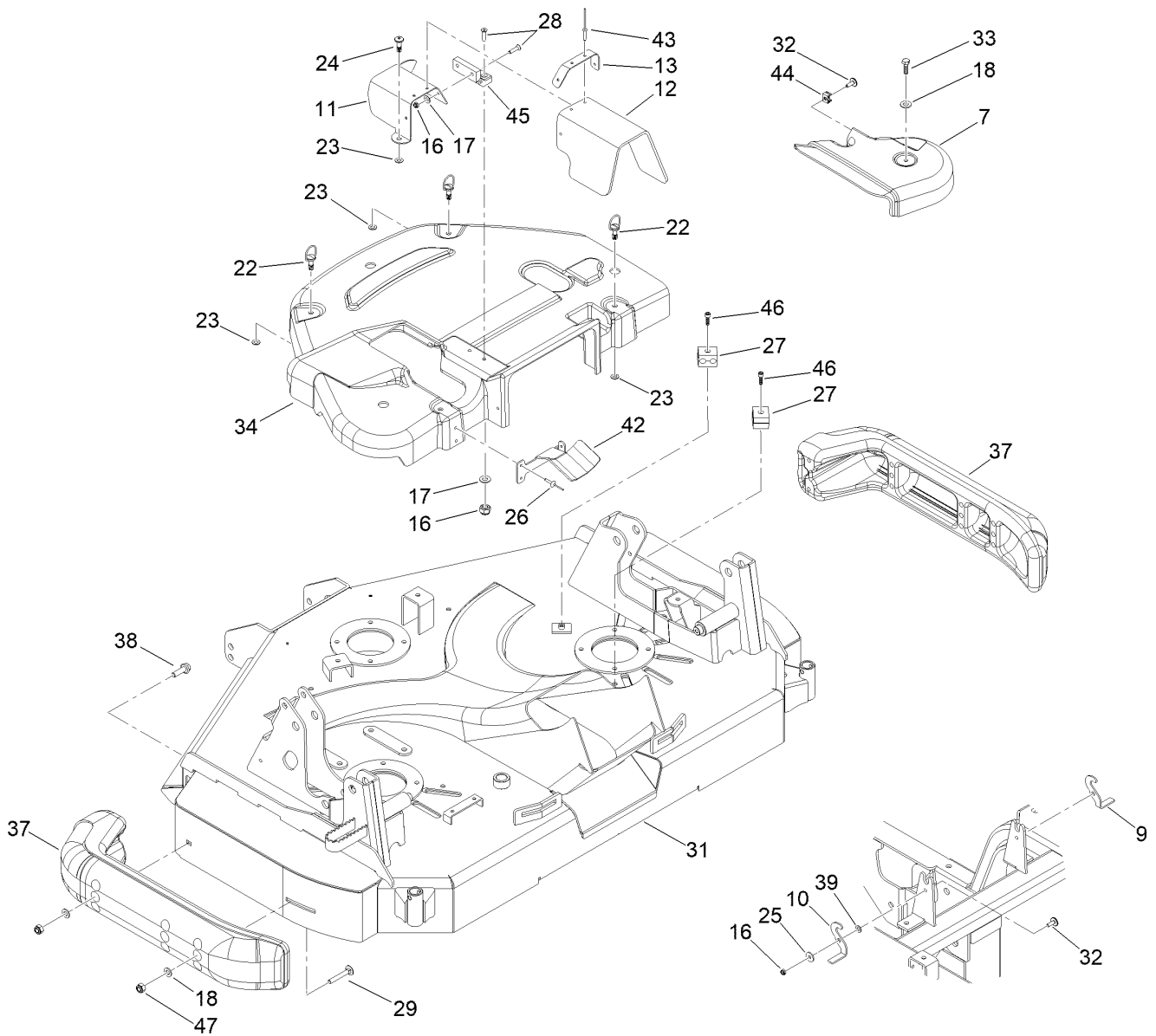
Flat Frame Assembly No. 2



Flat Frame Assembly No. 2 (continued)

<i>Ref.</i>	<i>Part Number</i>	<i>Qty.</i>	<i>Description</i>	<i>Ref.</i>	<i>Part Number</i>	<i>Qty.</i>	<i>Description</i>
1	134-0692	1	Support	34	134-1054	2	Washer
3	134-0738	1	Indicator-HOC	39	134-1065	2	Fitting-Grease
4	134-0739	2	Rod	40	134-1080	1	Nut
6	134-0806	1	Lever	42	134-1083	1	Nut
7	134-0807	1	Lever	43	134-1090	1	Nut
8	134-0826	1	Cylinder-HYD	45	134-1114	1	Screw
9	134-0829	4	Block	46	134-1131	8	Pin-Spring
10	134-0856	2	Plate-Small	47	134-1165	2	Nut
11	134-0859	1	Pin	48	134-1182	4	Pin
12	134-0865	4	Pin	49	134-1205	2	Plug-Spirol
13	134-0901	4	Plate-Small	50	134-1251	2	Fork-Clevis, M12
15	134-0903	1	Indicator-HOC	53	134-1327	1	Articulation
18	134-0944	1	Bracket	55	134-1355	2	Washer
19	134-0951	1	Bracket	57	134-0561	1	Nut
21	134-1011	2	Screw	59	134-0616	2	Yoke-LH
23	134-1024	4	Screw	63	134-0592	1	Head-Joint
24	134-1035	2	Nut	66	134-0641	2	Spring
25	134-1037	1	Nut	71	134-3011	1	Screw-HH
26	134-1041	1	Nut	72	134-3012	2	Washer
27	134-1042	2	Nut	73	134-3013	1	Screw-HH
28	134-1043	1	Nut	76	134-2964	2	Ring-Snap
29	134-1044	2	Washer	77	134-1009	2	Screw
30	134-1045	4	Washer	78	134-3027	1	Washer-Wave
32	134-1047	2	Washer	79	134-0660	2	Pin-Unhooking

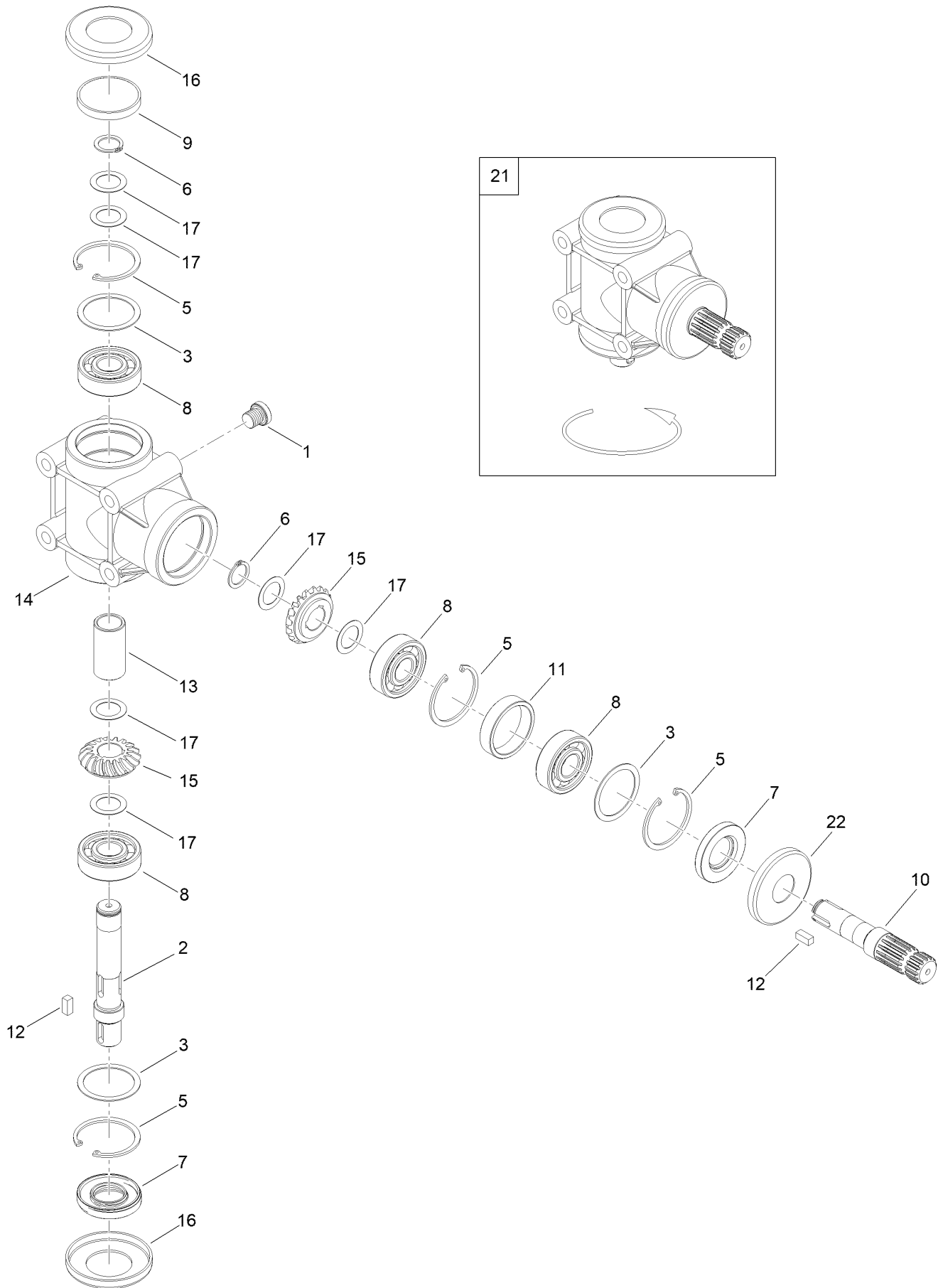
Grass Conveyor Hood Assembly



Grass Conveyor Hood Assembly (continued)

<i>Ref.</i>	<i>Part Number</i>	<i>Qty.</i>	<i>Description</i>	<i>Ref.</i>	<i>Part Number</i>	<i>Qty.</i>	<i>Description</i>
7	134-0831	1	Cover	38	9136144	1	Screw-HWHTF
9	134-0917	1	Hook-Chute, RH	39	134-3027	1	Washer-Wave
10	134-0918	1	Hook-Chute, LH	41	134-3029	1	Grass Conveyor ASM
11	134-0962	1	Guard-Cable	41:1	134-0793	1	Bracket
12	134-0963	1	Grommet-Rubber, Fender	41:2	134-1995	1	Chute-Grass
13	134-0964	1	Bracket	41:3	134-1994	1	Bracket-Chute
16	134-1042	5	Nut	41:4	134-0801	1	Plate
17	134-1044	4	Washer	41:5	134-0802	2	Bracket
18	134-1045	3	Washer	41:6	134-0803	2	Pin
22	134-1191	3	Pin	41:8	134-0882	2	Pin
23	134-1192	4	Washer	41:16	134-1042	4	Nut
24	134-1196	1	Pin	41:20	134-1140	1	Handle
25	134-1234	1	Washer	41:30	134-1314	7	Screw
26	134-1246	3	Rivet	41:32	134-1304	2	Screw
27	134-1248	2	Collar	41:40	134-3028	1	Rubber Seal-Chute
28	134-1297	4	Screw	41:48	134-1232	2	Washer
29	134-1300	2	Screw	42	134-0966	1	Protector-Hose
31	134-0661	1	Fairing-Deck, Cutter	43	134-1240	4	Rivet
32	134-1304	2	Screw	44	134-1086	1	Nut-Cage
33	134-3021	1	Screw	45	134-1150	1	Hinge-Plastic
34	134-4867	1	Fairing-Deck, Cutting	46	134-1071	2	Screw
37	112-1479	2	Skid-Bumper, Deck	47	134-1092	1	Nut

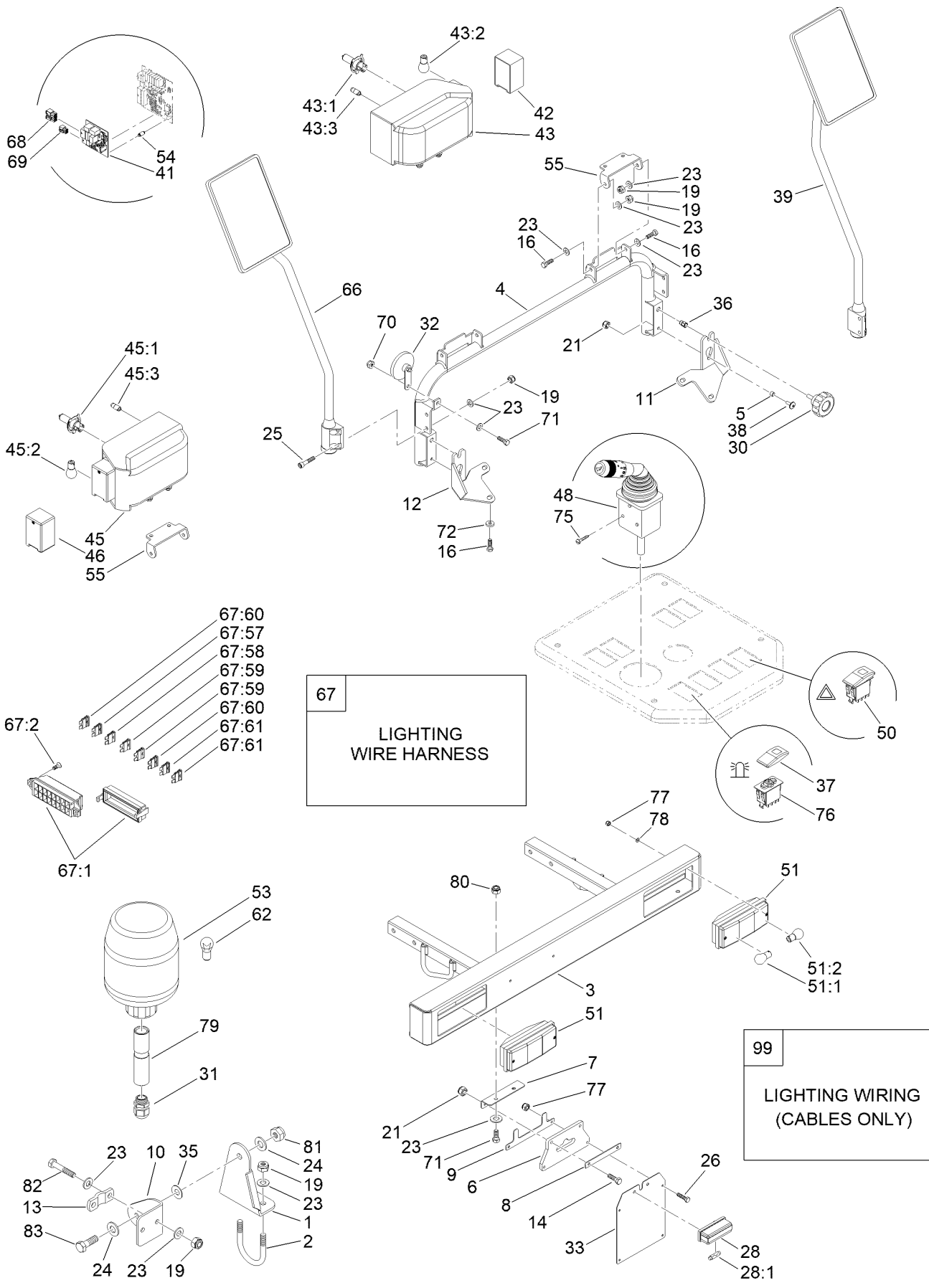
Gearbox Assembly No. 134-0623



Gearbox Assembly No. 134-0623 (continued)

<i>Ref.</i>	<i>Part Number</i>	<i>Qty.</i>	<i>Description</i>	<i>Ref.</i>	<i>Part Number</i>	<i>Qty.</i>	<i>Description</i>
1	134-7645	1	Plug, Gearbox	11	134-1340	1	Spacer
2	134-0702	1	Shaft	12	134-1341	4	Key-Shaft
3	134-0996	3	Spacer	13	134-1342	1	Spacer
5	134-1057	4	Ring-Retaining, Int	14	134-1343	1	Cover
6	134-1060	2	Ring-Retaining, Int	15	134-1344	1	Gear-Set
7	134-1096	2	Seal	16	134-1345	2	Cover
8	134-1110	4	Bearing	17	134-1354	6	Spacer
9	134-1238	1	Cap	21	134-0623	1	Gearbox ASM
10	134-1339	1	Shaft	22	134-7646	1	Cap, Gearbox

Lighting Assembly

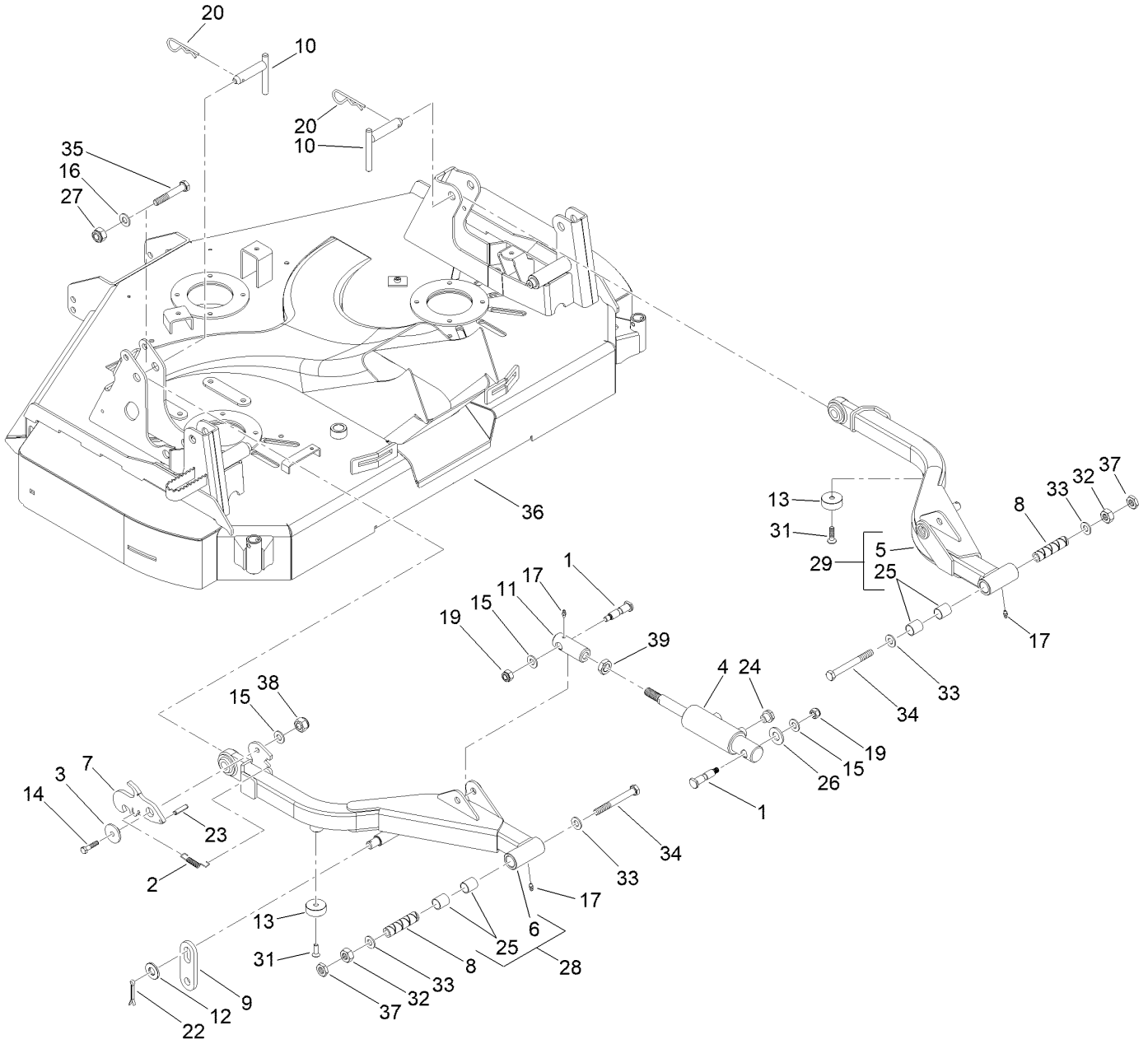


Lighting Assembly (continued)

<i>Ref.</i>	<i>Part Number</i>	<i>Qty.</i>	<i>Description</i>	<i>Ref.</i>	<i>Part Number</i>	<i>Qty.</i>	<i>Description</i>
1	134-0748	1	Bracket	45:1	134-0590	1	Bulb-Headlight, Main
2	134-0749	1	Jumper-Turn Light	45:2	134-0566	1	Bulb-Indicator
3	134-0874	1	Bumper	45:3	134-3036	1	Bulb-Side
4	134-0876	1	Bar-Lights, Front	46	134-0669	1	Indicator-LH
5	134-0877	1	Spacer	48	134-0613	1	Control-Switch, Signal, Lights, Horn
6	134-0922	1	Plate-License, Rubber	50	134-0608	1	Switch-Hazard
7	134-0923	1	Bracket	51	134-0564	2	Tail Light
8	134-0924	1	Bracket	51:1	134-0565	1	Bulb-Light, Side, Brake
9	134-0925	1	Bracket	51:2	134-0566	1	Bulb-Indicator
10	134-0972	1	Bracket	53	134-0587	1	Beacon-Rotating
11	134-0992	1	Bracket	54	134-3034	1	Pin-Plastic
12	134-0993	1	Bracket	55	134-0878	2	Bracket
13	134-1000	1	Plate-Small	62	134-3042	1	Bulb-Beacon
14	134-1009	1	Screw	66	134-1276	1	Mirror-Rear View
16	134-1015	3	Screw	67	134-0596	1	Wiring-Lights ●
19	134-1038	5	Nut	67:1	134-2988	1	Box-Fuse
21	134-1042	2	Nut	67:2	134-2987	1	Screw
23	134-1045	9	Washer	67:57	134-2983	1	Fuse 5A
24	134-1046	2	Washer	67:58	134-3037	1	Fuse-7.5A
25	134-1068	1	Screw	67:59	134-3038	2	Fuse-10A
26	134-1074	1	Screw	67:60	134-2985	2	Fuse 15A
28	134-1089	1	Lamp-License Plate	67:61	134-2986	2	Fuse-Blade, 3 Amp
28:1	134-3045	1	Bulb-Licence	68	134-8259	1	Connector ASM-Ecu, Light
30	134-1178	1	Knob	69	134-8260	1	Connector ASM-Ecu, Light
31	134-1223	1	Fitting-Union	70	134-1082	2	Nut
32	134-1224	1	Horn	71	134-1010	2	Screw
33	134-1226	1	Plate-Support	72	134-0997	1	Washer
35	134-1237	1	Washer-Belleville	75	134-8235	1	Screw-Pan
36	134-1260	1	Insert-Threaded	76	134-3040	1	Switch-Beacon
37	134-1290	1	Rocker-Switch, Beacon	77	134-1094	2	Nut
38	134-1304	1	Screw	78	134-1049	1	Washer
39	134-1317	1	Mirror-Rear View	79	134-1227	1	Support
41	134-0597	1	Control Unit-Light, Electric	80	134-1082	1	Nut
42	134-0668	1	Indicator-RH	81	134-1079	1	Nut
43	134-0588	1	Headlight-RH	82	134-1029	1	Screw
43:1	134-0590	1	Bulb-Headlight, Main	83	134-1023	1	Screw
43:2	134-0566	1	Bulb-Indicator	99	134-0600	1	Wiring-Lights (Cables Only)
43:3	134-3036	1	Bulb-Side				●
45	134-0589	1	Headlight-LH				

● Not illustrated

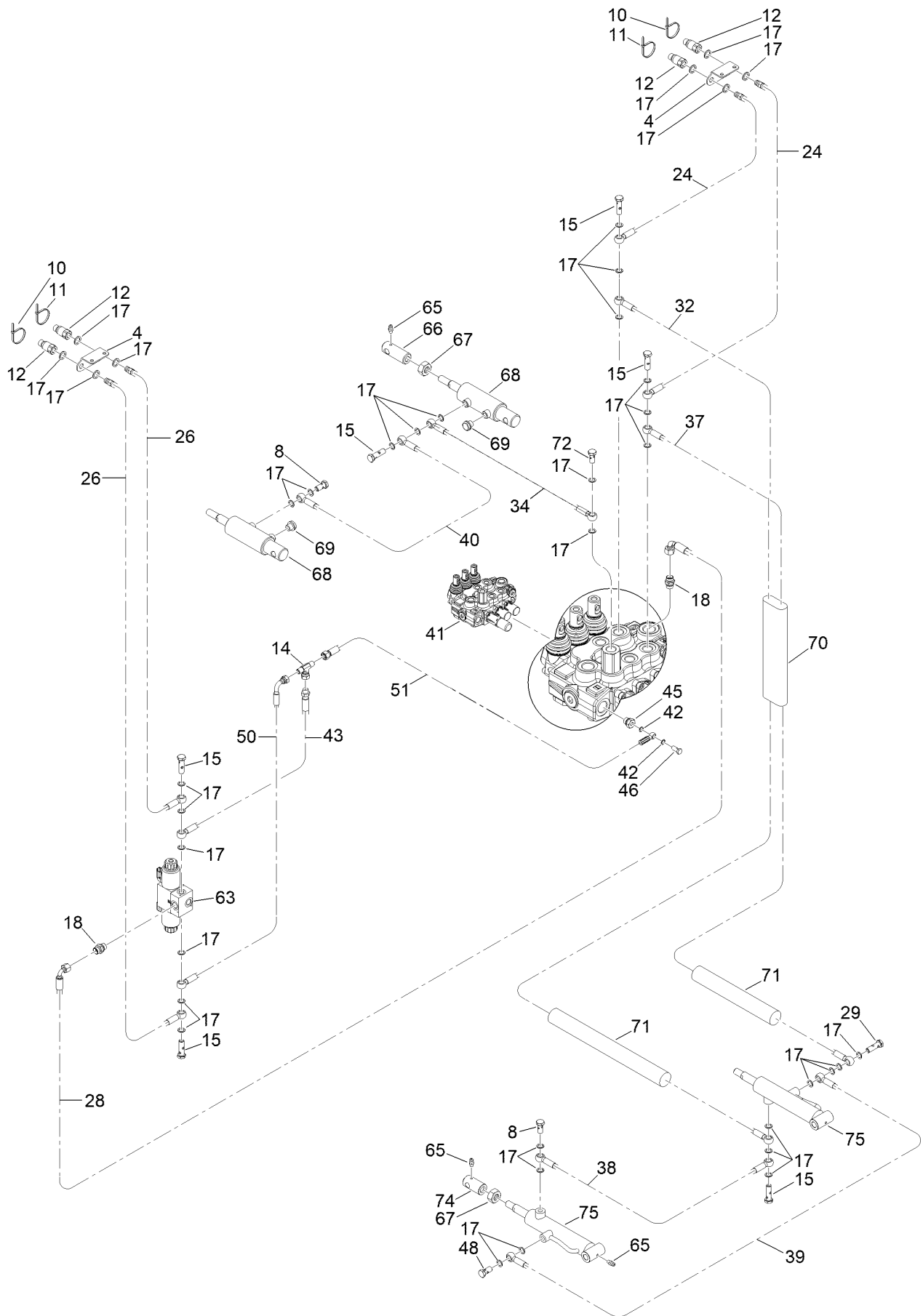
Lift Arms Assembly



Lift Arms Assembly (continued)

<i>Ref.</i>	<i>Part Number</i>	<i>Qty.</i>	<i>Description</i>	<i>Ref.</i>	<i>Part Number</i>	<i>Qty.</i>	<i>Description</i>
1	134-0693	2	Pin	20	134-1098	2	Pin-Spring
2	134-0695	1	Spring	22	134-1131	2	Pin-Spring
3	134-0710	1	Bushing	23	134-1136	1	Plug-Spirol
4	134-0838	1	Cylinder-HYD, Deck Lift	24	134-1153	1	Cap-Breather
5	134-0852	1	Arm-Lift, RH	25	134-1187	4	Bushing
6	134-0853	1	Arm-Lift, LH	26	134-3012	1	Washer
7	134-0881	1	Lever-Hook	27	134-0561	1	Nut
8	134-0899	2	Bushing	28	134-3048	1	Lift Arm ASM LH
9	134-0902	2	Plate-Small	29	134-3046	1	Lift Arm ASM RH
10	134-0915	2	Pin	31	134-8072	2	Screw-Hscsk
11	134-0930	1	Support	32	134-8075	2	Nut-Hex
12	134-0977	2	Washer-Plastic	33	134-8073	4	Washer-Plain, Chamfered
13	134-0990	2	Washer-Rubber	34	134-8074	2	Screw-HH
14	134-1019	1	Screw	35	134-3017	1	Screw-HH
15	134-1046	3	Washer	36	134-0661	1	Fairing-Deck, Cutter
16	134-1047	1	Washer	37	134-1035	2	Nut
17	134-1065	3	Fitting-Grease	38	134-1079	1	Nut
19	134-1081	2	Nut	39	134-1037	1	Nut

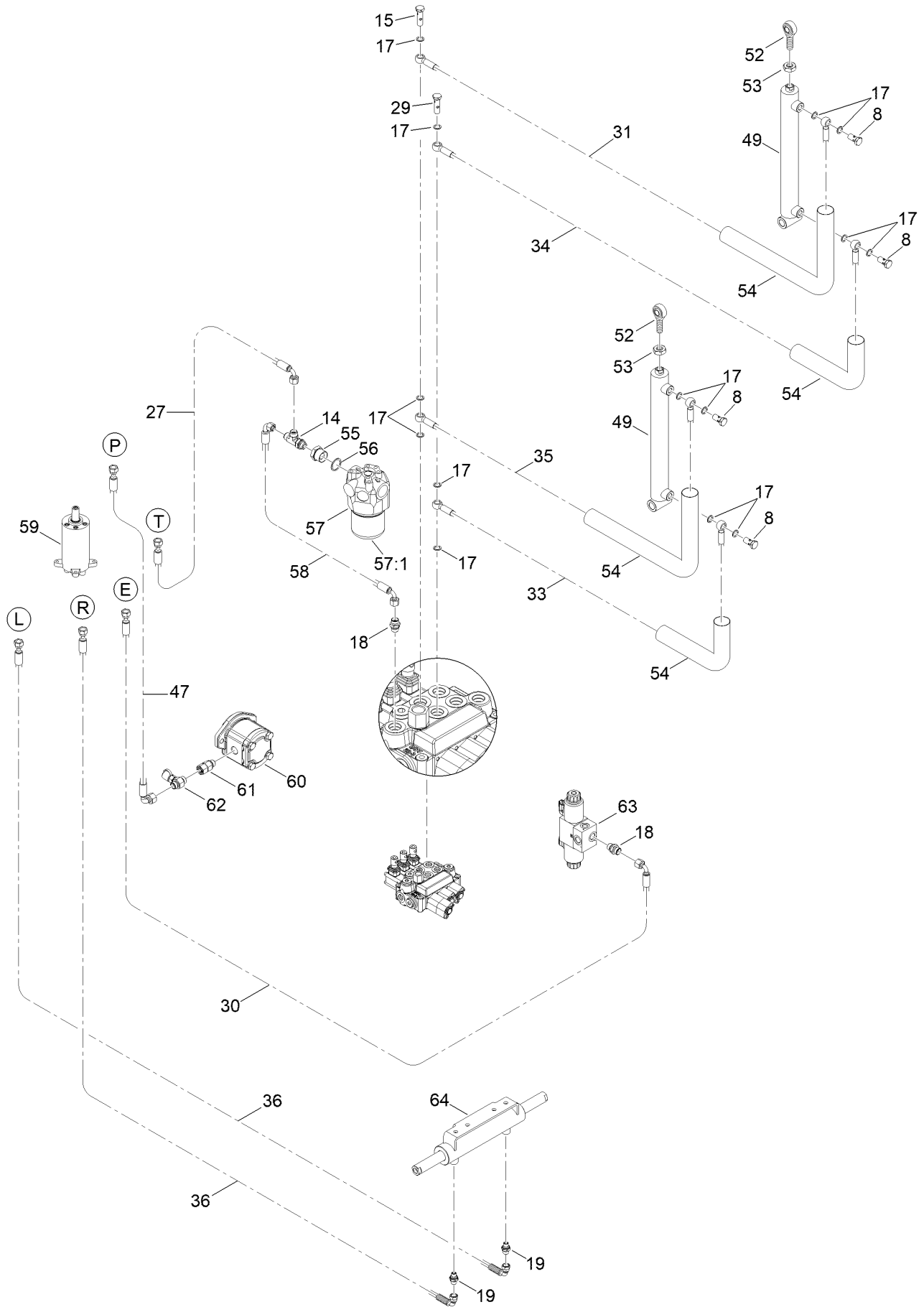
Lubrication Service Assembly No. 1



Lubrication Service Assembly No. 1 (continued)

<i>Ref.</i>	<i>Part Number</i>	<i>Qty.</i>	<i>Description</i>	<i>Ref.</i>	<i>Part Number</i>	<i>Qty.</i>	<i>Description</i>
4	134-0960	2	Bracket	42	134-7631	2	Seal - 1/8"
8	134-1102	2	Screw	43	134-7632	1	Hose ASM-HYD
10	134-1169	2	Clamp Red	45	134-7634	1	Fitting-Straight
11	134-1170	2	Clamp Blue	46	134-7635	1	Fitting-Special
12	134-1207	4	Coupler-Quick, Male	48	134-7804	1	Fitting-Orifice
14	134-7830	1	Fitting-Tee	50	134-7806	1	Hose ASM-HYD
15	134-1245	6	Screw	51	134-7805	1	Hose ASM-HYD
17	134-1255	38	Washer	63	134-1209	1	Valve-Electric
18	134-1266	2	Fitting-Nipple	65	134-1065	3	Fitting-Grease
24	134-3049	2	Hydraulic Hose	66	134-0930	1	Support
26	134-3051	2	Hydraulic Hose	67	134-1037	2	Nut
28	134-3053	1	Hydraulic Hose	68	134-0838	2	Cylinder-HYD, Deck Lift
29	134-3055	1	Screw	69	134-1153	2	Cap-Breather
32	134-3059	1	Hydraulic Hose	70	134-0987	5	Protector-Hose
34	134-3061	1	Hydr Pipe 3/16 950	71	134-0988	2	Protector-Hose
37	134-3064	1	Hydraulic Hose	72	134-3050	1	Screw
38	134-3065	1	Hydraulic Hose	74	134-0692	1	Support
39	134-3066	1	Hydraulic Hose	75	134-0654	2	Cylinder-Tipping, Grass Catcher
40	134-3067	1	Hydraulic Hose				
41	134-3054	1	Valve-Lift				

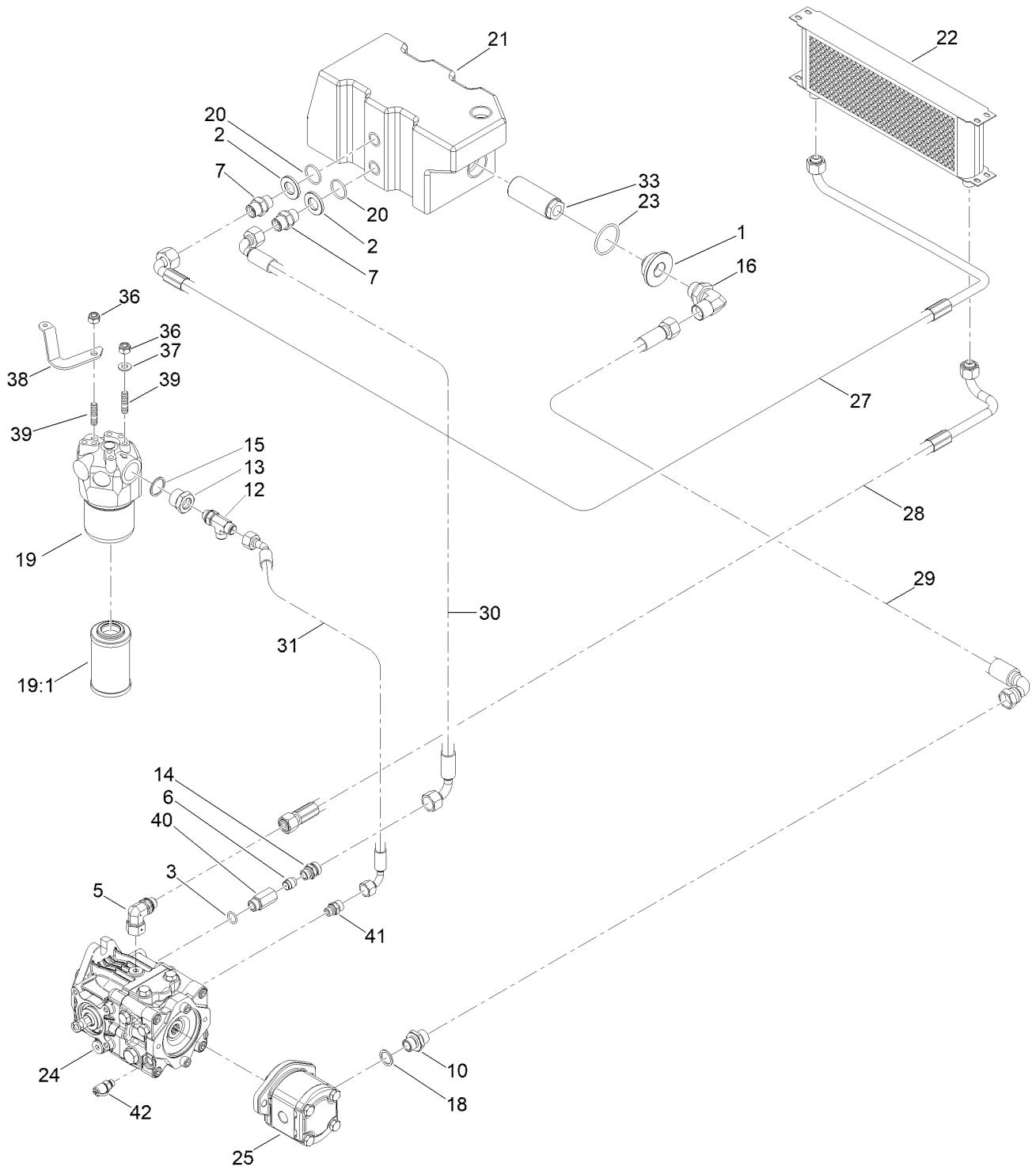
Lubrication Service Assembly No. 2



Lubrication Service Assembly No. 2 (continued)

<i>Ref.</i>	<i>Part Number</i>	<i>Qty.</i>	<i>Description</i>	<i>Ref.</i>	<i>Part Number</i>	<i>Qty.</i>	<i>Description</i>
8	134-1102	4	Screw	49	134-0811	2	Cylinder
14	134-1218	1	Adaptor-90 DEG	52	134-1328	2	Joint-Ball
15	134-1245	1	Screw	53	134-1036	2	Nut
17	134-1255	14	Washer	54	134-0983	4	Protector-Hose
18	134-1266	2	Fitting-Nipple	55	134-1219	1	Fitting-Reducer
19	134-1270	2	Fitting-Nipple	56	134-1256	1	Washer
27	134-3052	1	Hydraulic Hose	57	134-8231	1	Filter ASM
29	134-3055	1	Screw	57:1	134-1368	1	Element-Filter , Hydraulic
30	134-3056	1	Hydraulic Hose	58	134-3069	1	Hydraulic Hose
31	134-3057	1	Hydraulic Hose	59	134-0581	1	Drive-Hydraulic
33	134-3060	1	Hydraulic Hose	60	134-0583	1	Pump-Gear, Hydraulic
34	134-3061	1	Hydr Pipe 3/16 950	61	134-1215	1	Adaptor
35	134-3062	1	Hydraulic Hose	62	134-1214	1	Adaptor
36	134-3063	2	Hydraulic Hose	63	134-1209	1	Valve-Electric
47	134-7641	1	Hose ASM-HYD	64	134-0657	1	Piston-Steering

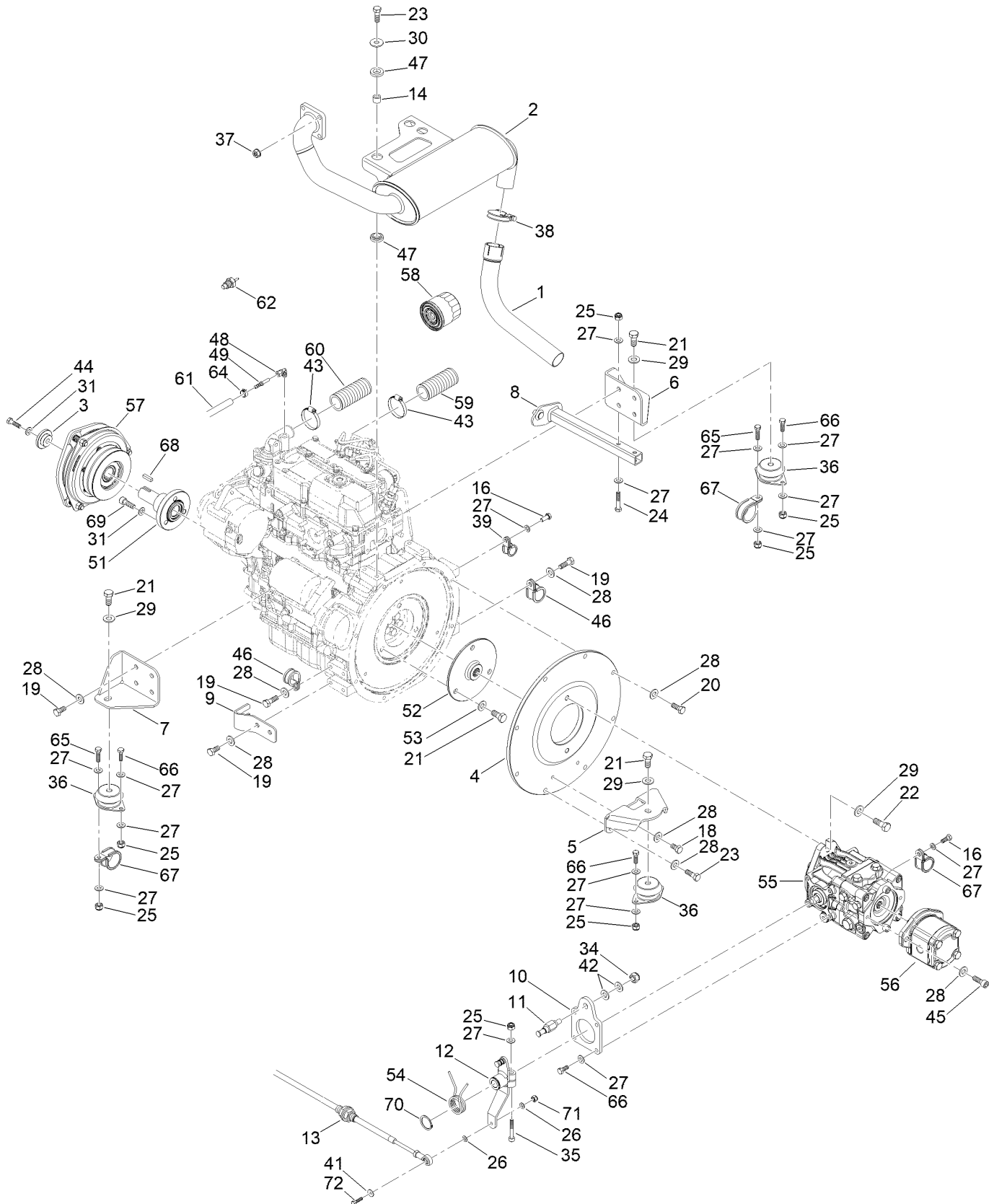
Oil Filter System Assembly



Oil Filter System Assembly (continued)

<i>Ref.</i>	<i>Part Number</i>	<i>Qty.</i>	<i>Description</i>	<i>Ref.</i>	<i>Part Number</i>	<i>Qty.</i>	<i>Description</i>
1	134-0820	1	Support-Filter, Oil	22	134-0625	1	Cooler-Oil
2	134-0887	2	Washer	23	134-0617	1	O-Ring
3	134-1032	1	O-Ring	24	134-0580	1	Pump-Drive
5	134-1211	1	Adaptor-90 DEG	25	134-0583	1	Pump-Gear, Hydraulic
6	134-1212	1	Valve-One Direction Only	27	134-3070	1	Hydraulic Hose
7	134-1213	1	Fitting-Nipple	28	134-3071	1	Hydraulic Hose
10	134-1216	1	Fitting	29	134-3072	1	Hydraulic Hose
12	134-1218	1	Adaptor-90 DEG	30	134-3073	1	Hydraulic Hose
13	134-1219	1	Fitting-Reducer	31	134-3074	1	Hydraulic Hose
14	134-1220	1	Fitting-Nipple	33	134-3123	1	Filter-Tank, Hydraulic
15	134-1256	1	Washer	36	134-1079	2	Nut
16	134-1275	1	Adaptor-90 DEG	37	134-1046	1	Washer
18	134-1332	1	Washer	38	134-0919	1	Bracket
19	134-8231	1	Filter ASM	39	134-1088	2	Stud
19:1	134-1368	1	Element-Filter , Hydraulic	40	134-0900	1	Fitting-Reducer
20	134-0569	2	O-Ring	41	134-1268	1	Fitting-Nipple
21	134-0635	1	Tank-Oil	42	134-8232	1	Test Point

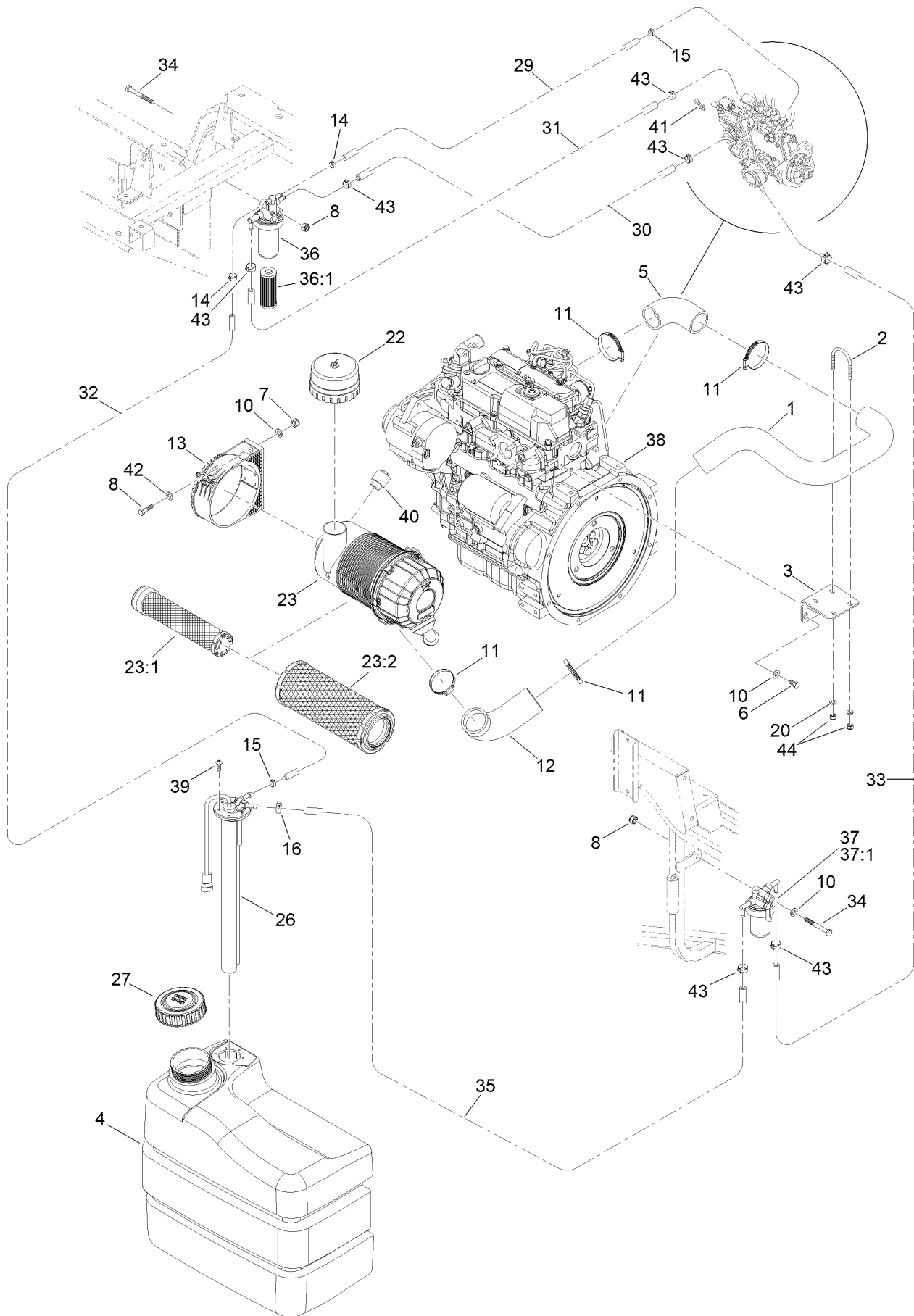
Engine, Pump and Friction Assembly



Engine, Pump and Friction Assembly (continued)

<i>Ref.</i>	<i>Part Number</i>	<i>Qty.</i>	<i>Description</i>	<i>Ref.</i>	<i>Part Number</i>	<i>Qty.</i>	<i>Description</i>
1	134-0781	1	Pipe-Exhaust	38	134-1195	1	Clamp
2	134-0785	1	Muffler	39	134-1197	1	Clamp
3	134-0819	1	Bushing	41	134-1234	1	Washer
4	134-0821	1	Plate, Mounting, Pump	42	134-1237	2	Washer-Belleville
5	134-0822	1	Support-Engine, Ctr	43	134-1277	2	Clamp
6	134-0823	1	Support-Engine, LH	44	134-1301	1	Screw
7	134-0824	1	Support-Engine, RH	45	134-1306	2	Screw
8	134-0830	1	Stop-Clutch	46	134-1321	2	Clamp
9	134-0844	1	Support	47	134-1325	6	Shock Absorber
10	134-0847	1	Bracket	48	134-1333	1	Adaptor-90 DEG
11	134-0848	1	Shaft-Neutral, Hydrostat	49	134-1334	1	Fitting
12	134-0849	1	Lever-Forward, Pedal	51	134-3964	1	Shaft-Drive
13	134-0854	1	Cable-Forward	52	134-0633	1	Joint
14	134-0862	3	Spacer	53	134-0591	3	Washer
16	134-1011	2	Screw	54	134-0638	1	Spring-Return
18	134-1016	2	Screw	55	134-0580	1	Pump-Drive
19	134-1017	5	Screw	56	134-0583	1	Pump-Gear, Hydraulic
20	134-1018	6	Screw	57	134-0578	1	Clutch
21	134-1020	6	Screw	58	135-4181	1	Filter-Oil, Engine
22	134-1021	2	Screw	59	134-2977	1	Pipe
23	134-1023	5	Screw	60	134-2976	1	Pipe
24	134-1029	2	Screw	61	134-2978	1	Pipe
25	134-1038	8	Nut	62	134-3128	1	Sensor-Temperature
26	134-1044	2	Washer	64	134-1200	1	Clamp
27	134-1045	23	Washer	65	134-1014	2	Screw
28	134-1046	17	Washer	66	134-1015	8	Screw
29	134-1047	5	Washer	67	134-1319	3	Clamp
30	134-1048	6	Washer	68	134-1243	1	Key-Shaft
31	134-1051	4	Washer	69	134-8233	3	Screw-HSH
34	134-1079	1	Nut	70	134-1061	1	Ring-Retaining, Int
35	134-1120	1	Screw	71	134-1042	1	Nut
36	134-1157	3	Shock Absorber	72	134-1028	1	Screw
37	134-1166	4	Nut				

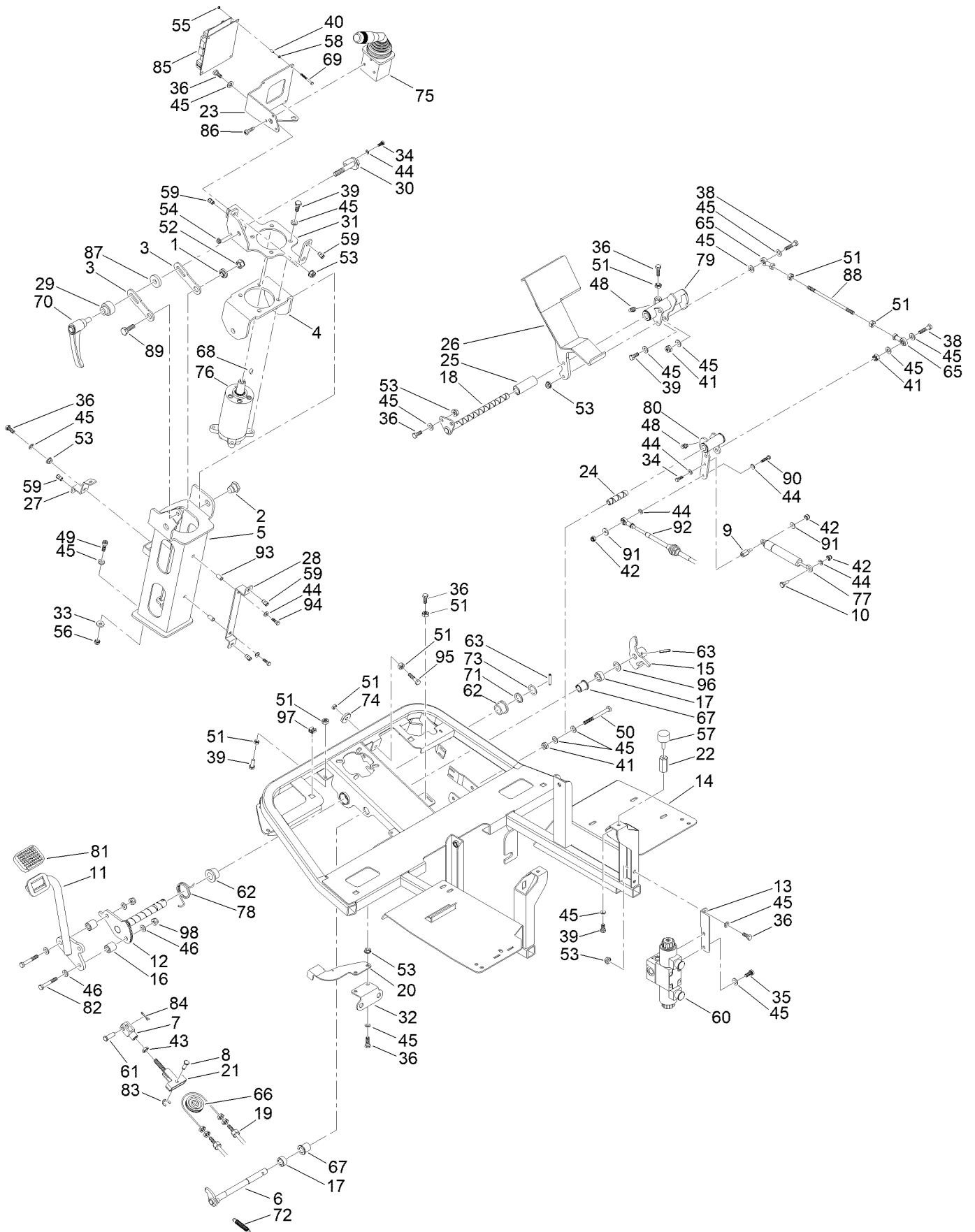
Engine, Fuel and Suction Assembly



Engine, Fuel and Suction Assembly (continued)

<i>Ref.</i>	<i>Part Number</i>	<i>Qty.</i>	<i>Description</i>	<i>Ref.</i>	<i>Part Number</i>	<i>Qty.</i>	<i>Description</i>
1	134-3955	1	Hose-Plastic, Air Filter	26	134-0573	1	Float
2	134-3958	2	U-Bolt	27	134-1988	1	Cap-Tank, Diesel
3	134-3954	1	Bracket-Air Filter Hose	29	134-3078	1	Hose-Fuel
4	134-1989	1	Tank-Fuel	30	134-3079	1	Hose-Fuel
5	134-3957	1	Hose Plastic-Air Filter, 90 Degree	31	134-3080	1	Pipe
6	134-1010	2	Screw	32	134-3081	1	Pipe
7	134-1012	2	Screw	33	134-3082	1	Pipe
8	134-1038	4	Nut	34	134-3083	2	Screw
10	134-1045	5	Washer	35	134-3084	1	Pipe
11	134-1103	4	Clamp	36	134-1447	1	Fuel Filter ASM
12	134-3956	1	Hose-Plastic, Air Filter	36:1	134-3085	1	Element-Filter, Fuel
13	134-3962	1	Clamp	37	134-3086	1	Water Separator ASM
14	134-1200	2	Clamp	37:1	134-1524	1	Filter-Fuel
15	134-1201	2	Clamp	38	134-1996	1	Engine-Yanmar
16	134-1202	1	Clamp	39	134-1312	6	Screw
20	134-1044	4	Washer	40	134-1228	1	Indicator-Filter, Air
22	134-0567	1	Prefilter-Air	41	134-0867	1	Adjuster
23	134-3959	1	Filter-Air	42	134-3126	2	Washer
23:1	134-3961	1	Element-Air Filter, Inner	43	134-8234	7	Clip-Worm
23:2	134-3960	1	Cartridge-Filter	44	134-1041	4	Nut

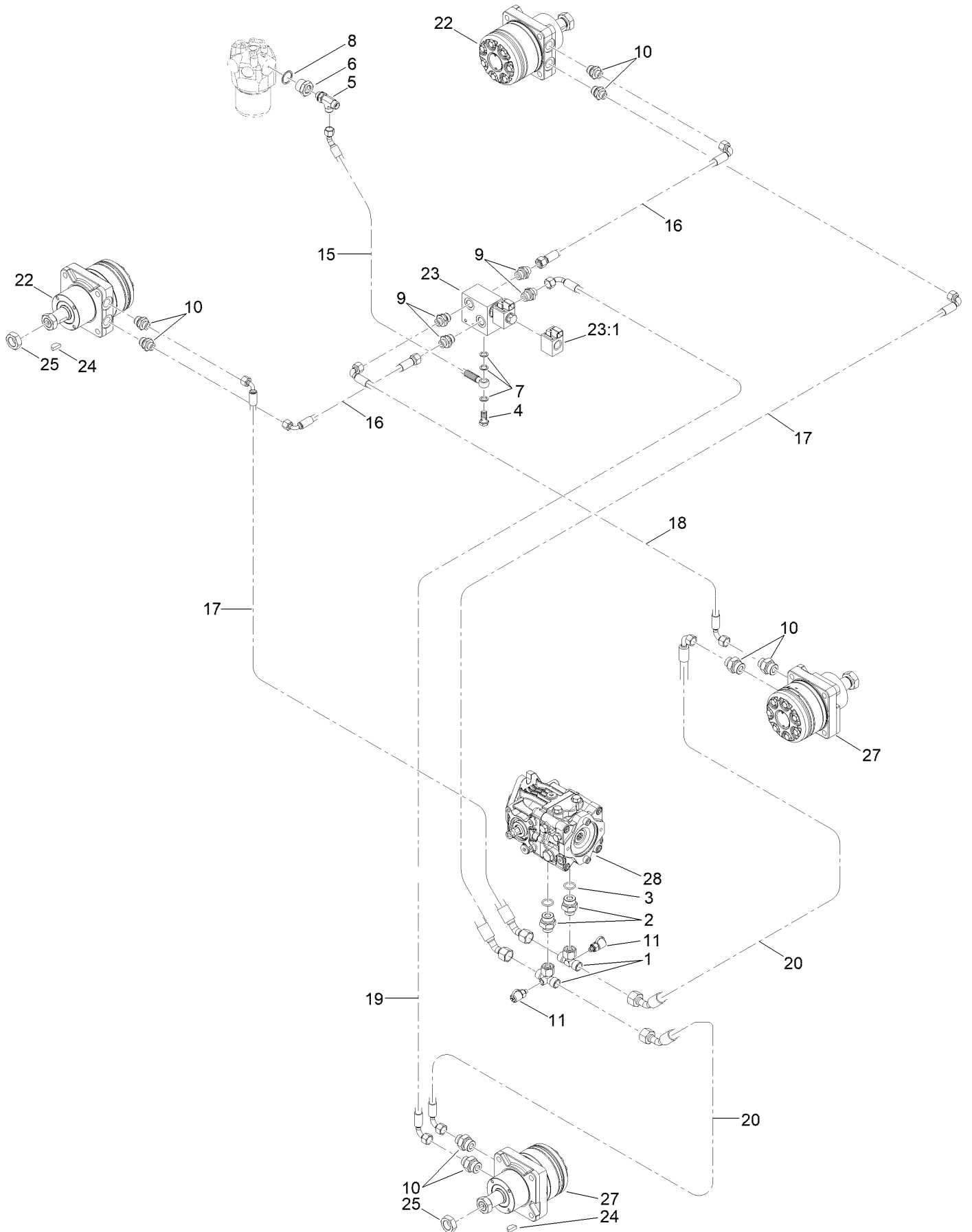
Operator Platform Assembly



Operator Platform Assembly (continued)

<i>Ref.</i>	<i>Part Number</i>	<i>Qty.</i>	<i>Description</i>	<i>Ref.</i>	<i>Part Number</i>	<i>Qty.</i>	<i>Description</i>
1	134-0703	1	Bushing	52	134-1081	1	Nut
2	134-0705	2	Pin	53	134-1082	10	Nut
3	134-0706	2	Rod-Connecting	54	134-1084	1	Nut
4	134-0707	1	Hinge	55	134-1085	4	Nut
5	134-0708	1	Column-Steering	56	134-1092	4	Nut
6	134-0716	1	Camshaft	57	134-1163	1	Pad-Rubber
7	134-1241	1	Fork	58	134-1167	4	Nut
8	134-0750	1	Pin	59	134-1194	6	Insert-Threaded
9	134-0756	1	Pin	60	134-1209	1	Valve-Electric
10	134-0757	1	Pin	61	134-1242	1	Pin
11	134-0789	1	Pedal-Brake	62	134-1249	2	Bushing
12	134-0791	1	Pedal-Brake	63	134-1254	2	Plug-Spirol
13	134-0836	1	Bracket	65	134-1259	2	Head-Cylinder
14	134-0837	1	Footrest	66	134-1263	1	Pulley
15	134-0846	1	Lock-Brake	67	134-1264	2	Bushing
16	134-0888	2	Spacer	68	134-1272	1	Key-Shaft
17	134-0894	2	Spacer	69	134-1313	4	Screw
18	134-0896	1	Pin	70	134-1322	1	Handlesteering Column
19	134-0898	1	Cable-Brake	71	134-1323	1	Spacer
20	134-0973	1	Bracket	72	134-1353	1	Spring
21	134-0910	1	Fork	73	134-1354	1	Spacer
22	134-0912	1	Column	74	134-1355	1	Washer
23	134-0929	1	Support	75	134-0613	1	Control-Switch, Signal, Lights, Horn
24	134-0934	1	Bushing	76	134-0581	1	Drive-Hydraulic
25	134-0938	1	Spacer	77	134-0594	1	Absorber-Shock
26	134-0940	1	Pedal-Forward/Reverse	78	134-0634	1	Spring-Pedal, Brake
27	134-0942	1	Bracket	79	134-3087	1	Traction Pedal Pin
28	134-0943	1	Bracket	80	134-3088	1	Pedal Comp
29	134-0948	1	Bushing	81	134-3089	1	Dust Cap
30	134-0949	1	Screw	82	134-3090	2	Screw
31	134-0957	1	Support	83	134-3091	1	Ring Snap
32	134-0960	1	Bracket	84	134-2957	1	Pin-Split
33	134-0997	4	Washer	85	134-4868	1	Control Unit-Machine, Electronic
34	134-1008	2	Screw	86	134-8235	3	Screw-Pan
35	134-1010	3	Screw	87	134-1337	1	Washer
36	134-1011	12	Screw	88	134-0745	1	Rod
38	134-1014	2	Screw	89	134-0704	1	Pin
39	134-1015	4	Screw	90	134-1028	1	Screw
40	134-1031	4	Bushing-Nylon	91	134-1234	2	Washer
41	134-1038	3	Nut	92	134-0854	1	Cable-Forward
42	134-1042	3	Nut	93	134-1253	2	Insert-Threaded
43	134-1043	1	Nut	94	134-1009	2	Screw
44	134-1044	7	Washer	95	134-1012	1	Screw
45	134-1045	28	Washer	96	134-0861	1	Spacer
46	134-1046	4	Washer	97	134-1086	4	Nut-Cage
48	134-1065	1	Fitting-Grease	98	134-1079	2	Nut
49	134-1068	4	Screw				
50	134-1073	1	Screw				
51	134-1078	9	Nut				

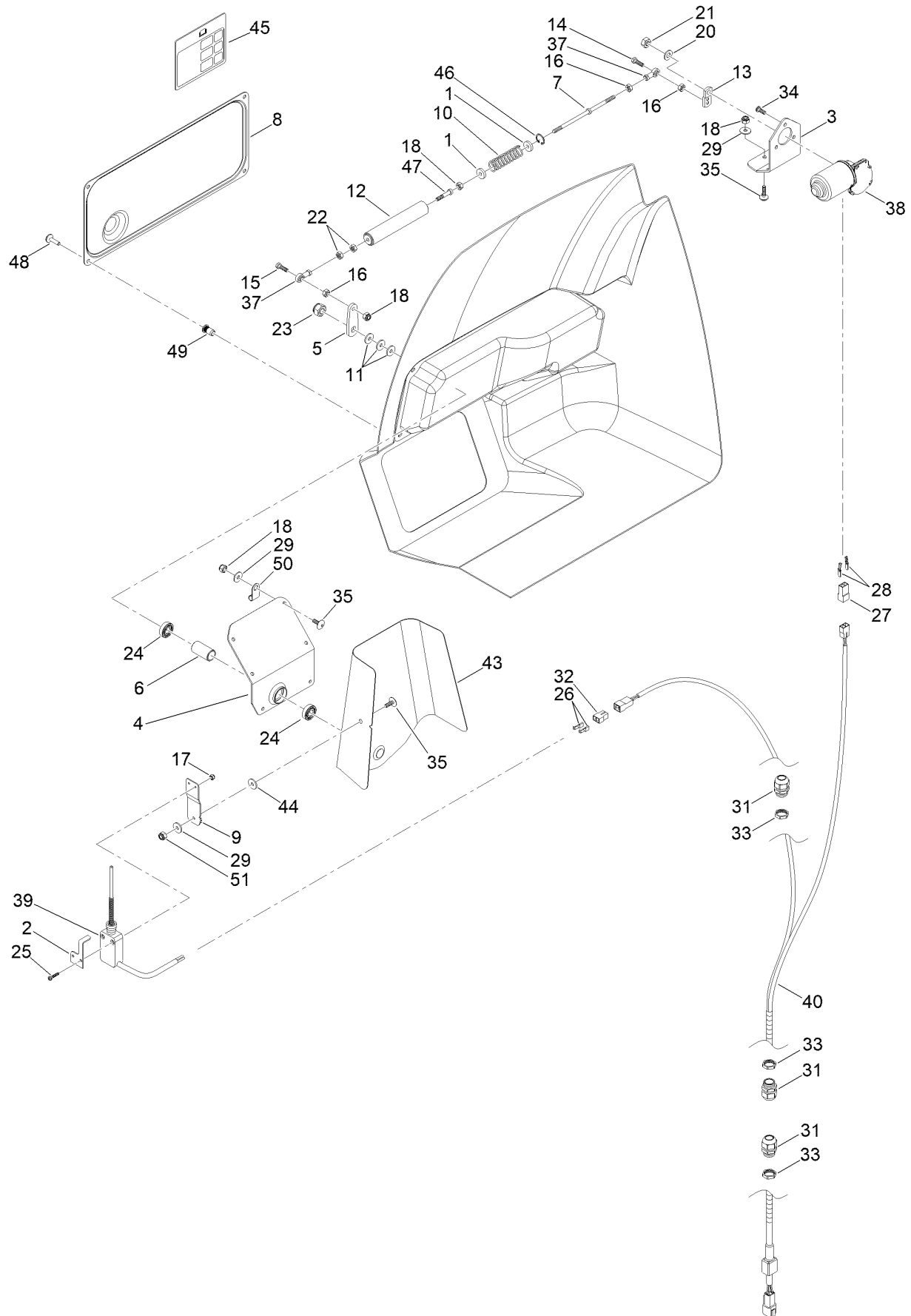
Oil System Motors Assembly



Oil System Motors Assembly (continued)

<i>Ref.</i>	<i>Part Number</i>	<i>Qty.</i>	<i>Description</i>	<i>Ref.</i>	<i>Part Number</i>	<i>Qty.</i>	<i>Description</i>
1	134-0754	2	Fitting-Adapter, T	16	134-3094	2	Hydraulic Hose
2	134-0855	2	Fitting	17	134-3096	2	Hydraulic Hose
3	134-1064	2	O-Ring	18	134-3097	1	Hydraulic Hose
4	134-1102	1	Screw	19	134-3099	1	Hydraulic Hose
5	134-1218	1	Adaptor-90 DEG	20	134-3100	2	Hydraulic Hose
6	134-1219	1	Fitting-Reducer	22	134-0666	2	Motor-Hydraulic
7	134-1255	3	Washer	23	134-0584	1	Valve-Lock, Differential
8	134-1256	1	Washer	23:1	134-3095	1	Hydraulic Comp
9	134-1267	4	Fitting	24	134-2970	2	Key-Woodruff
10	134-1329	8	Fitting-Nipple	25	134-2967	2	Nut
11	134-1331	2	Fitting-Test	27	134-0667	2	Motor-Hydraulic, Rear
15	134-3093	1	Hydraulic Hose	28	134-0580	1	Pump-Drive

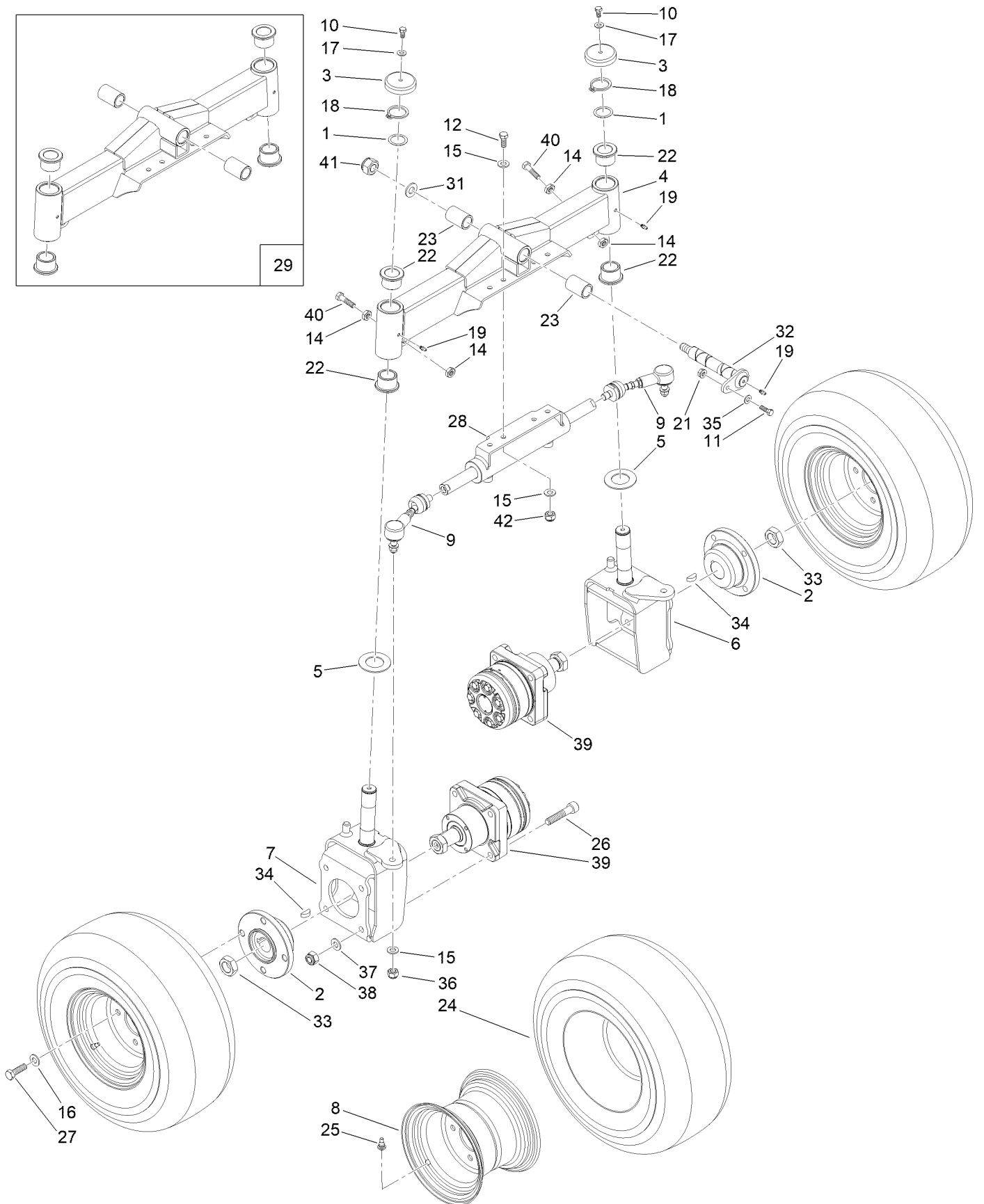
Road Basket Assembly



Road Basket Assembly (continued)

<i>Ref.</i>	<i>Part Number</i>	<i>Qty.</i>	<i>Description</i>	<i>Ref.</i>	<i>Part Number</i>	<i>Qty.</i>	<i>Description</i>
1	134-0691	2	Washer	26	134-1221	2	Cap-Cable End, Female
2	134-0700	1	Bracket	27	134-1222	1	Connector-Electric
3	134-0766	1	Support-Engine	28	134-1225	2	Connector
4	134-0767	1	Support-Spreader	29	134-1234	11	Washer
5	134-0768	1	Lever-Hopper	31	134-1278	3	Fitting-Union
6	134-0841	1	Spacer	32	134-1288	1	Connector-Electric
7	134-0872	1	Rod	33	134-1292	3	Nut-Plastic
8	134-0914	1	Cover	34	134-1303	3	Screw
9	134-0916	1	Support-Sensor, Catcher	35	134-1304	10	Screw
10	134-0926	1	Spring	37	134-0592	2	Head-Joint
11	134-0998	3	Spacer	38	134-0595	1	Baffle-Motor
12	134-1002	1	Body	39	134-0607	1	Microswitch-Full, Grass Catcher
13	134-1003	1	Plate, Hopper-Spreader	40	134-0601	1	Wiring-Catcher, Grass
14	134-1009	1	Screw	43	134-3103	1	Manifold
15	134-1028	1	Screw	44	134-1237	1	Washer-Belleville
16	134-1039	3	Nut	45	134-0683	1	Decal
17	134-1040	2	Nut	46	134-8039	1	Clip-Internal
18	134-1042	12	Nut	47	134-1025	1	Screw
20	134-1054	1	Washer	48	134-8236	4	Screw-Flange
21	134-1078	1	Nut	49	134-8237	4	Nutsert-Blind
22	134-1080	2	Nut	50	134-1348	1	Grommet
23	134-1081	1	Nut	51	134-1041	1	Nut
24	134-1104	2	Bearing				
25	134-1113	2	Screw				

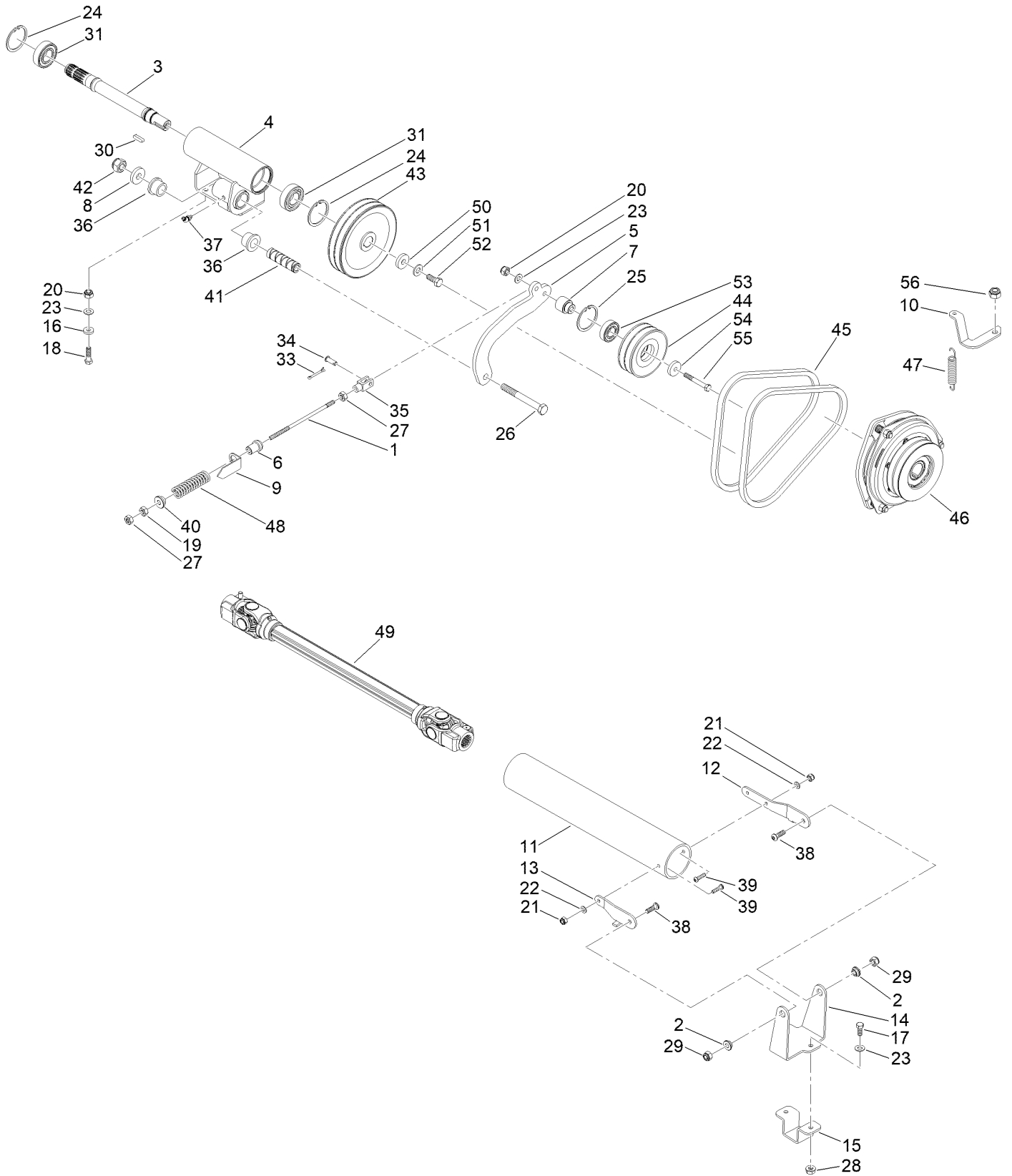
Rear Axle Assembly



Rear Axle Assembly (continued)

<i>Ref.</i>	<i>Part Number</i>	<i>Qty.</i>	<i>Description</i>	<i>Ref.</i>	<i>Part Number</i>	<i>Qty.</i>	<i>Description</i>
1	134-4927	2	Spacer	23	134-1189	2	Bushing
2	134-0721	2	Flange	24	134-1230	1	Tire-Rear
3	134-0723	2	Cap	25	134-1261	1	Valve-Tire
4	134-0769	1	Axle-Rear	26	134-1298	4	Screw
5	134-0770	2	Washer	27	134-1305	4	Screw
6	134-0774	1	Fork	28	134-0657	1	Piston-Steering
7	134-0775	1	Fork	29	134-3104	1	Rear Axle
8	134-0818	1	Rim-Wheel, Rear	31	134-2962	1	Washer
9	134-0860	2	Articulation	32	134-3106	1	Pin
10	134-1010	2	Screw	33	134-2967	2	Nut
11	134-1015	1	Screw	34	134-2970	2	Key-Woodruff
12	134-1018	4	Screw	35	134-1045	1	Washer
14	134-1043	4	Nut	36	134-3110	1	Nut
15	134-1046	9	Washer	37	134-0591	4	Washer
16	134-1047	4	Washer	38	134-0561	4	Nut
17	134-1054	2	Washer	39	134-0667	2	Motor-Hydraulic, Rear
18	134-1061	2	Ring-Retaining, Int	40	134-1023	2	Screw
19	134-1065	3	Fitting-Grease	41	134-1095	1	Nut
21	134-1082	1	Nut	42	134-1081	4	Nut
22	134-1188	4	Bushing				

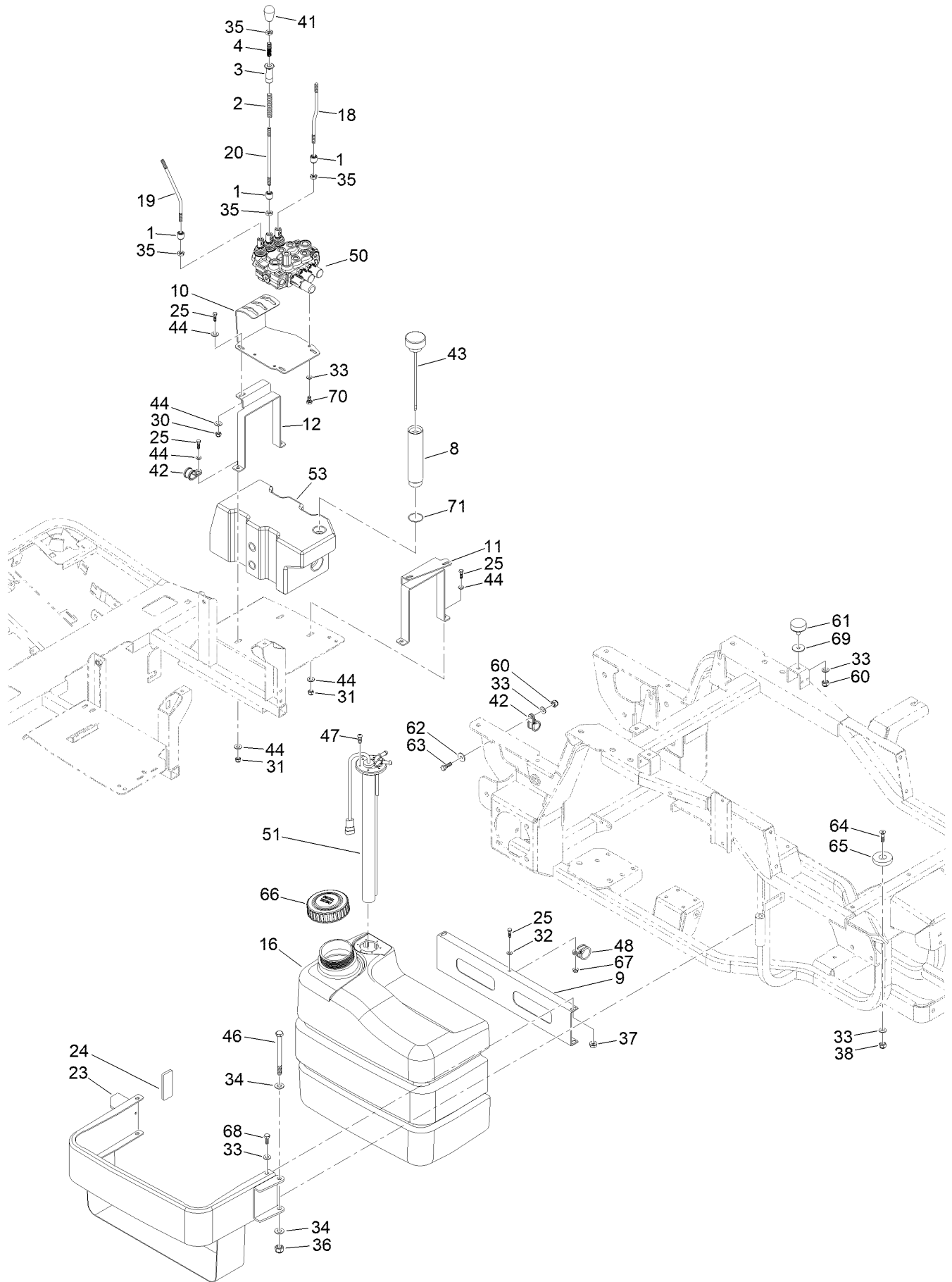
Transmission, PTO and Drive Shaft Assembly



Transmission, PTO and Drive Shaft Assembly (continued)

<i>Ref.</i>	<i>Part Number</i>	<i>Qty.</i>	<i>Description</i>	<i>Ref.</i>	<i>Part Number</i>	<i>Qty.</i>	<i>Description</i>
1	134-0701	1	Rod	28	134-1082	1	Nut
2	134-0729	2	Bushing	29	134-1092	2	Nut
3	134-0779	1	Shaft	30	134-1100	1	Key-Shaft
4	134-0780	1	Flange-Dust	31	134-1105	2	Bearing
5	134-0782	1	Lever-Belt Tensioner	33	134-1132	1	Pin-Spring
6	134-0783	1	Pin-Guide, Nylon	34	134-1236	1	Pin
7	134-0784	1	Bushing	35	134-1239	1	Fork
8	134-0866	1	Washer	36	134-1249	2	Bushing
9	134-0893	1	Spring-Belt Tension Indicator	37	134-1258	1	Fitting-Grease
10	134-0919	1	Bracket	38	134-1302	2	Screw
11	134-0967	1	Tube-Protector, Polyethylene	39	134-1311	3	Screw
12	134-0968	1	Bracket	40	134-1349	1	Guide-Spring
13	134-0969	1	Bracket	41	134-1351	1	Spacer
14	134-0970	1	Fork	42	134-2969	1	Nut
15	134-0971	1	Bracket	43	134-0622	1	Pulley
16	134-0997	4	Washer	44	134-1365	1	Pulley
17	134-1011	2	Screw	45	134-0577	2	Belt-PTO
18	134-1012	4	Screw	46	134-0578	1	Clutch
19	134-1034	1	Nut	47	134-1364	1	Spring-Clutch
20	134-1038	5	Nut	48	134-0618	1	Spring
21	134-1042	3	Nut	49	134-6309	1	Driveshaft-PTO
22	134-1044	3	Washer	50	134-1337	1	Washer
23	134-1045	7	Washer	51	134-1051	1	Washer
24	134-1057	2	Ring-Retaining, Int	52	134-1018	1	Screw
25	134-1058	1	Ring-Retaining, Int	53	134-1107	1	Bearing
26	134-1075	1	Screw	54	134-1355	1	Washer
27	134-1078	2	Nut	55	134-1024	1	Screw
				56	134-1079	1	Nut

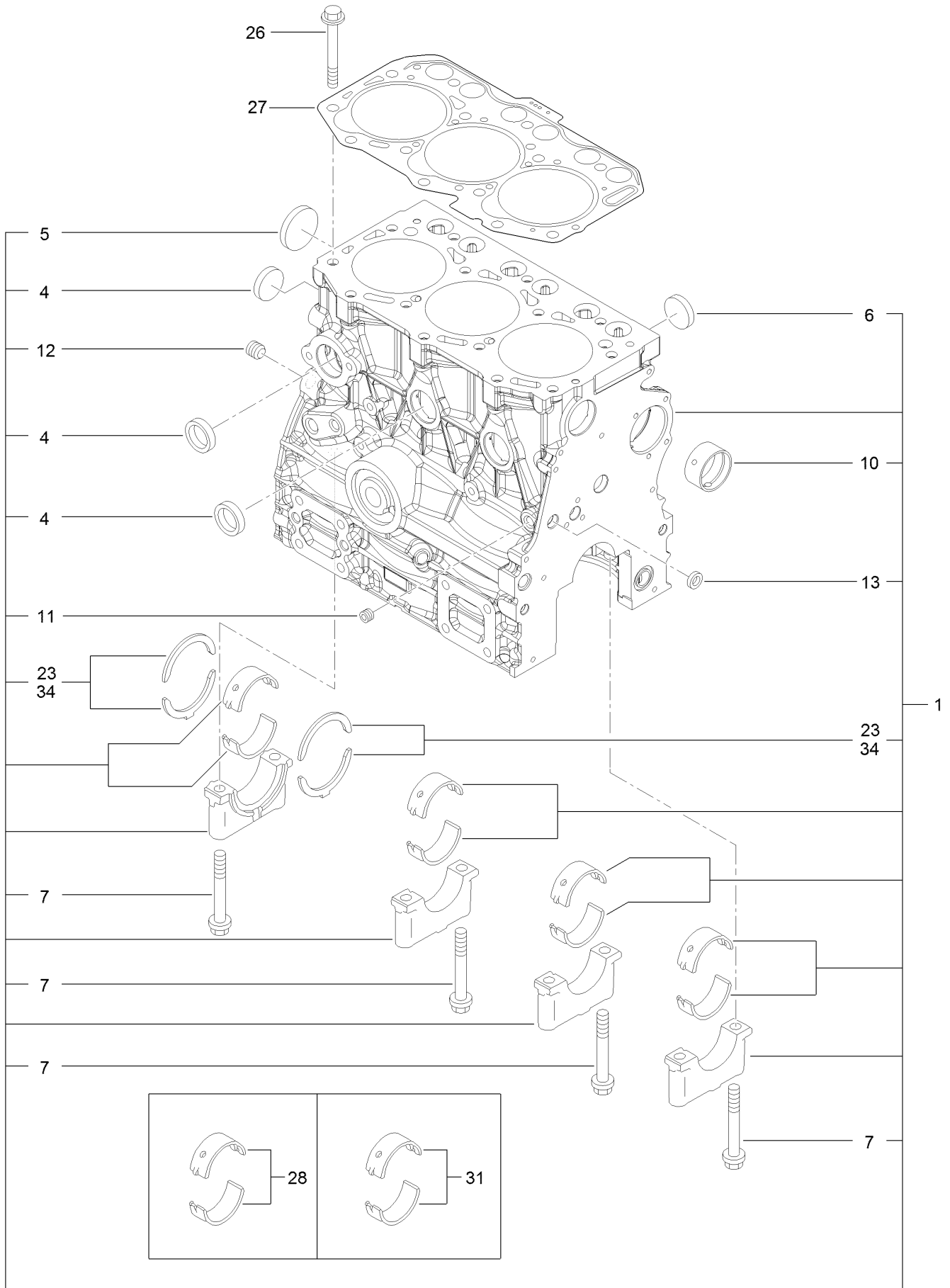
Fuel and Oil Tank Assembly



Fuel and Oil Tank Assembly (continued)

<i>Ref.</i>	<i>Part Number</i>	<i>Qty.</i>	<i>Description</i>	<i>Ref.</i>	<i>Part Number</i>	<i>Qty.</i>	<i>Description</i>
1	134-0696	3	Connector	38	134-1092	1	Nut
2	134-0697	1	Spring	41	134-1179	1	Knob
3	134-0698	1	Knob	42	134-1197	2	Clamp
4	134-0699	1	Spring	43	134-1210	1	Cap-Oil
8	134-0786	1	Filler-Tank, Oil	44	134-1234	14	Washer
9	134-0787	1	Rail-Cross	46	134-1295	1	Screw
10	134-0792	1	Support-Valve, Aux	47	134-1312	6	Screw
11	134-0794	1	Clamp-Band	48	134-1318	1	Clamp
12	134-0795	1	Clamp-Band	50	134-3054	1	Valve-Lift
16	134-1989	1	Tank-Fuel	51	134-0573	1	Float
18	134-0905	1	Lever-Valve, Aux	53	134-0635	1	Tank-Oil
19	134-0906	1	Lever-Valve, Aux	60	134-1038	2	Nut
20	134-0907	1	Lever-Valve, Aux	61	134-1338	1	Pad-Rubber
23	134-0959	1	Support-Tank, Fuel	62	134-3126	1	Washer
24	134-0982	2	Grommet-Rubber, Tank	63	134-1015	1	Screw
25	134-1009	8	Screw	64	134-1121	1	Screw
30	134-1041	3	Nut	65	134-0759	1	Support
31	134-1042	4	Nut	66	134-1988	1	Cap-Tank, Diesel
32	134-1044	1	Washer	67	134-1084	1	Nut
33	134-1045	10	Washer	68	134-1010	4	Screw
34	134-1046	5	Washer	69	134-8239	1	Washer
35	134-1078	4	Nut	70	134-8238	3	Screw, HH
36	134-1079	4	Nut	71	134-8240	1	O-Ring
37	134-1082	1	Nut				

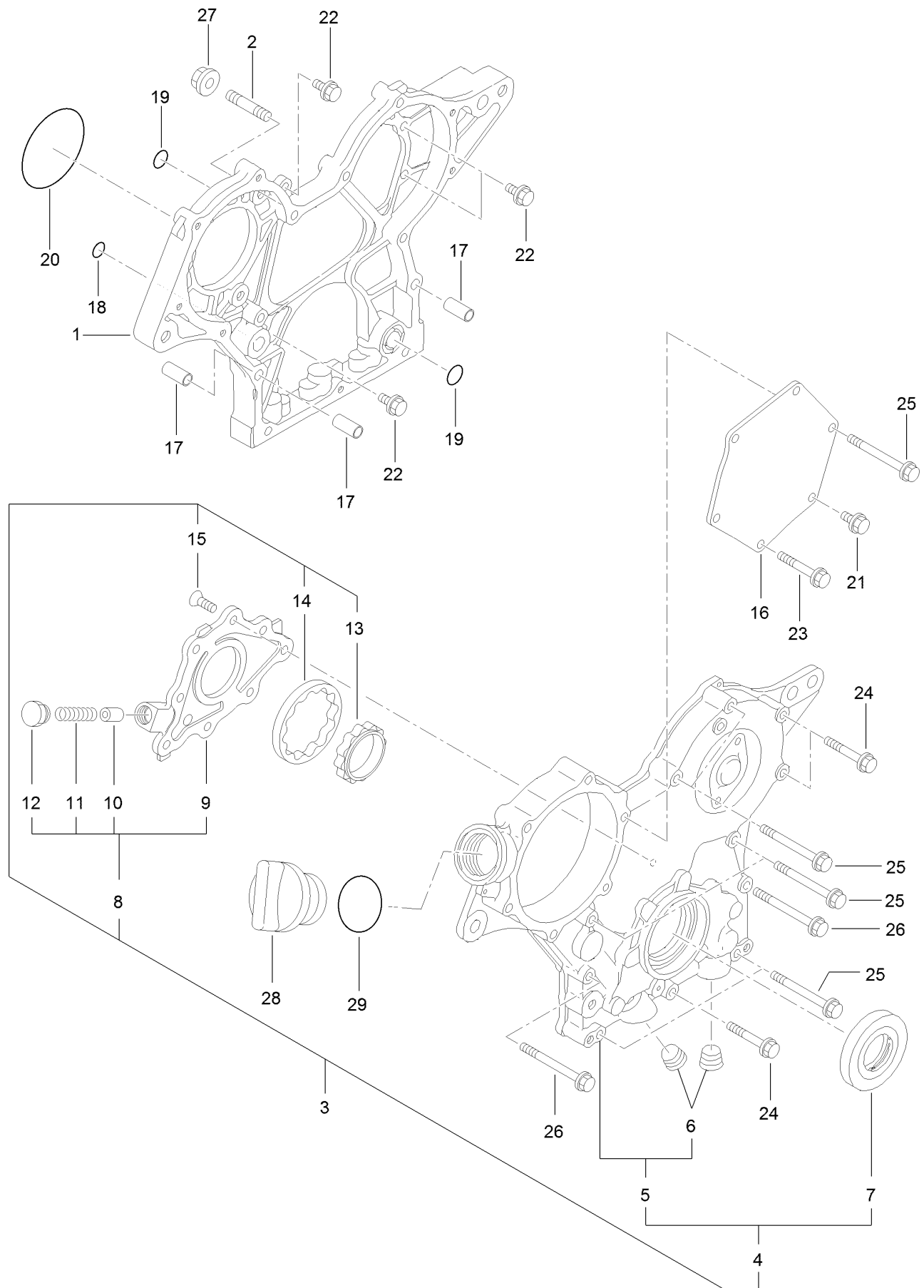
Cylinder Block Assembly



Cylinder Block Assembly (continued)

<i>Ref.</i>	<i>Part Number</i>	<i>Qty.</i>	<i>Description</i>	<i>Ref.</i>	<i>Part Number</i>	<i>Qty.</i>	<i>Description</i>
1	135-4030	1	Cylinder Block ASM	13	125-7237	1	Plug
4	135-4031	4	Plug-Cup	23	135-4036	2	Thrust Bearing ASM
5	135-4032	1	Plug-Dish	26	135-4037	14	Bolt-Head, Cylinder
6	135-4033	3	Plug-Cup	27	135-4038	1	Head Gasket Set
7	135-4034	8	Bolt-Cap	28	135-4039	4	Main Bearing ASM
10	135-4035	1	Bushing-Camshaft	31	135-4040	4	Main Bearing ASM
11	125-6969	1	Plug	34	135-4041	2	Bearing-Thrust
12	125-6973	1	Plug				

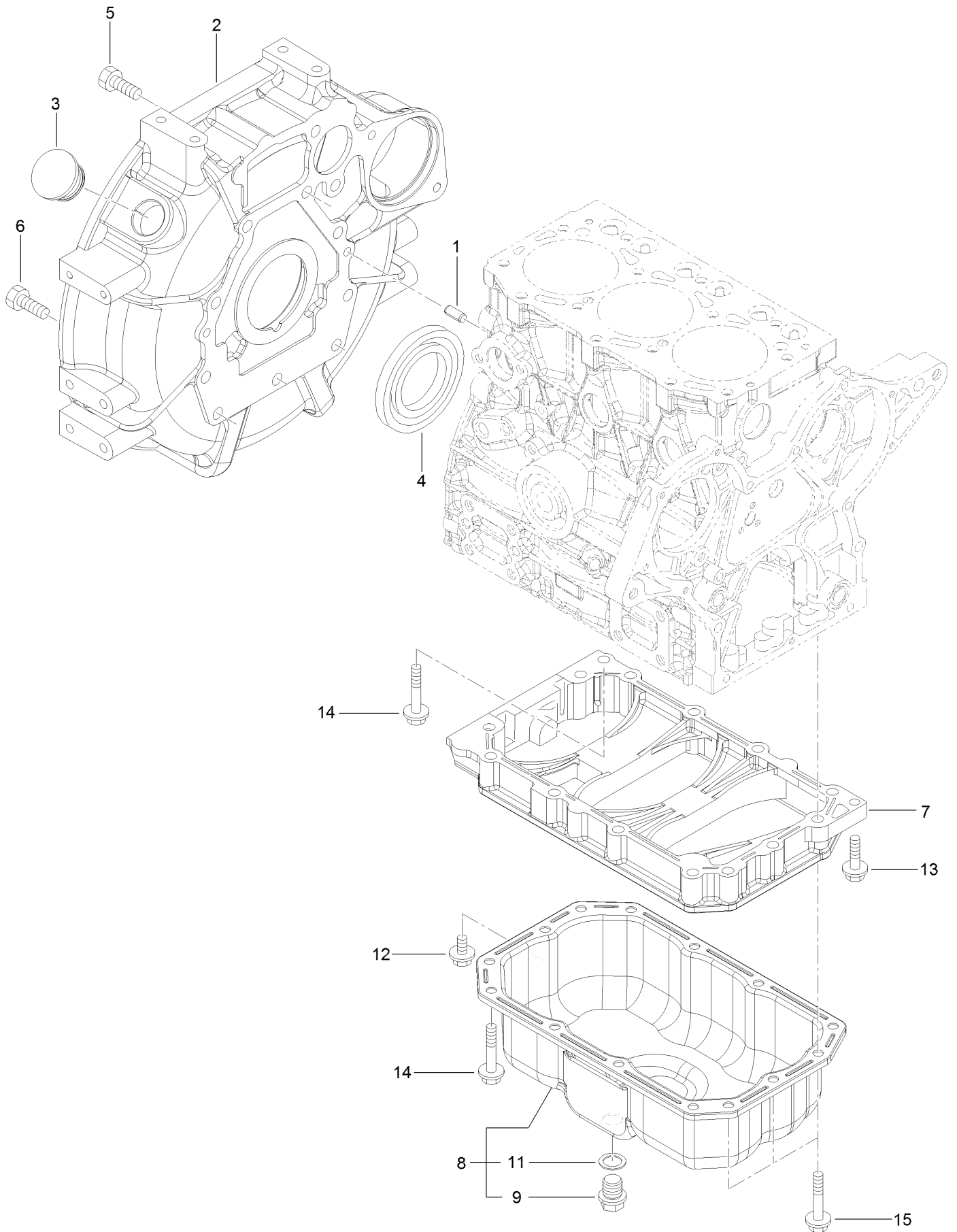
Gear Housing Assembly



Gear Housing Assembly (continued)

<i>Ref.</i>	<i>Part Number</i>	<i>Qty.</i>	<i>Description</i>	<i>Ref.</i>	<i>Part Number</i>	<i>Qty.</i>	<i>Description</i>
1	135-4042	1	Case-Gear	16	135-4056	1	Cover-Pump
2	135-4043	3	Bolt-Stud	17	135-4057	4	Dowel-Pipe
3	135-4044	1	Gear Case Cover ASM	18	127-2973	1	O-Ring
4	135-4045	1	Gear Case Cover ASM	19	135-4058	3	O-Ring
5	135-4046	1	Cover-Case, Gear	20	125-6957	1	O-Ring
6	133-6798	2	Plug	21	125-7206	1	Bolt
7	135-4047	1	Seal-Oil	22	125-7208	4	Bolt
8	135-4048	1	Cover ASM	23	125-7211	4	Bolt
9	135-4049	1	Cover-Pump	24	125-7211	3	Bolt
10	135-4050	1	Valve-Relief	25	135-4059	7	Bolt
11	135-4051	1	Spring	26	136-8257	2	Bolt
12	135-4052	1	Plug	27	125-7229	3	Nut
13	135-4053	1	Rotor-Inner	28	125-6972	1	Cover-Filler
14	135-4054	1	Rotor-Outer	29	125-7197	1	O-Ring
15	135-4055	8	Screw				

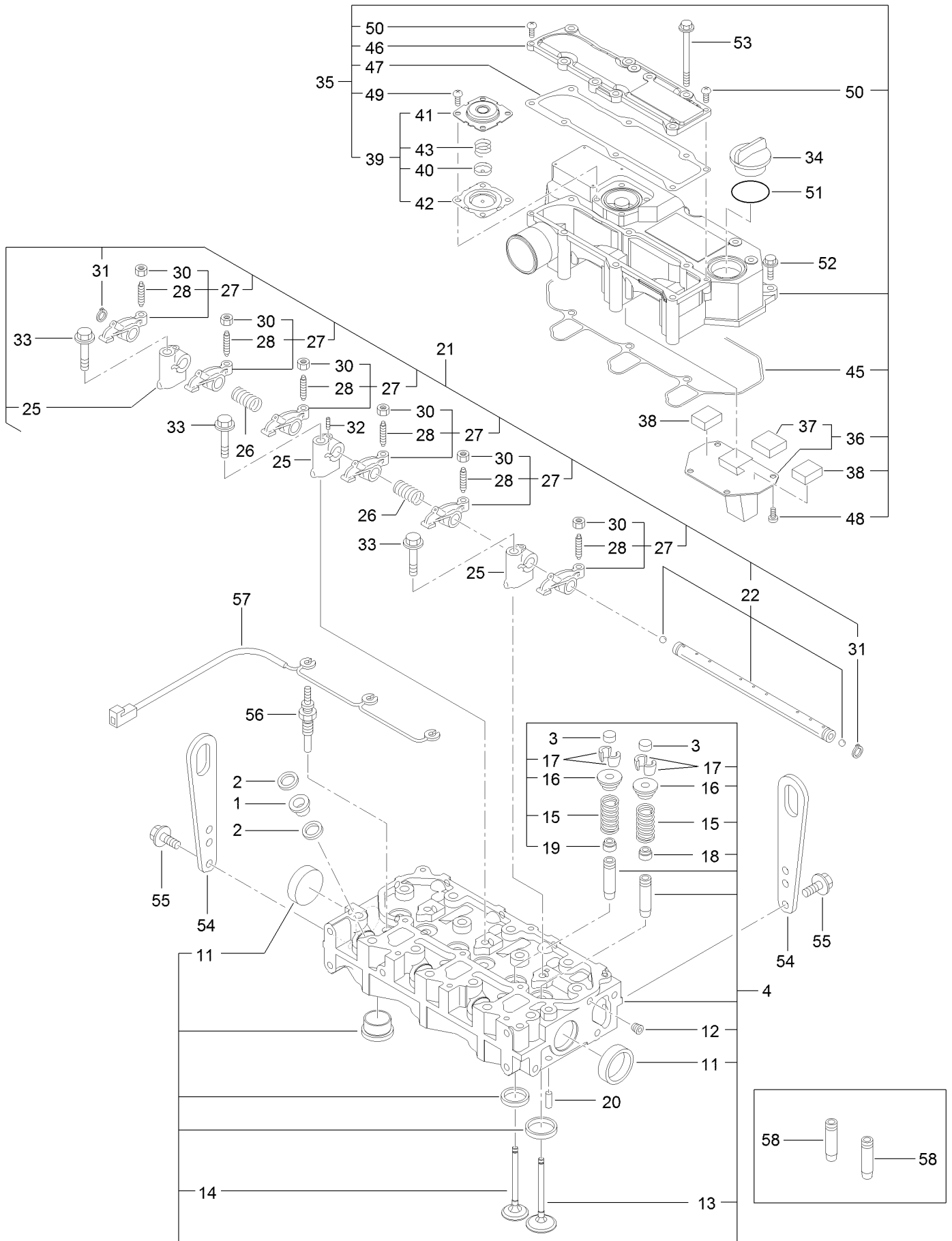
Flywheel Housing and Oil Sump Assembly



Flywheel Housing and Oil Sump Assembly (continued)

<i>Ref.</i>	<i>Part Number</i>	<i>Qty.</i>	<i>Description</i>	<i>Ref.</i>	<i>Part Number</i>	<i>Qty.</i>	<i>Description</i>
1	125-6995	2	Pin	8	134-1398	1	Oil Pan ASM
2	134-1397	1	Housing-Flywheel	9	135-4068	1	Plug
3	125-6910	1	Cap	11	136-8236	1	Washer-Seal
4	135-4064	1	Seal-Oil	12	125-7212	1	Bolt
5	125-7226	8	Bolt	13	125-7216	1	Bolt
6	125-7227	3	Bolt	14	125-7219	11	Bolt
7	135-4066	1	Spacer-Pan, Oil	15	125-7220	3	Bolt

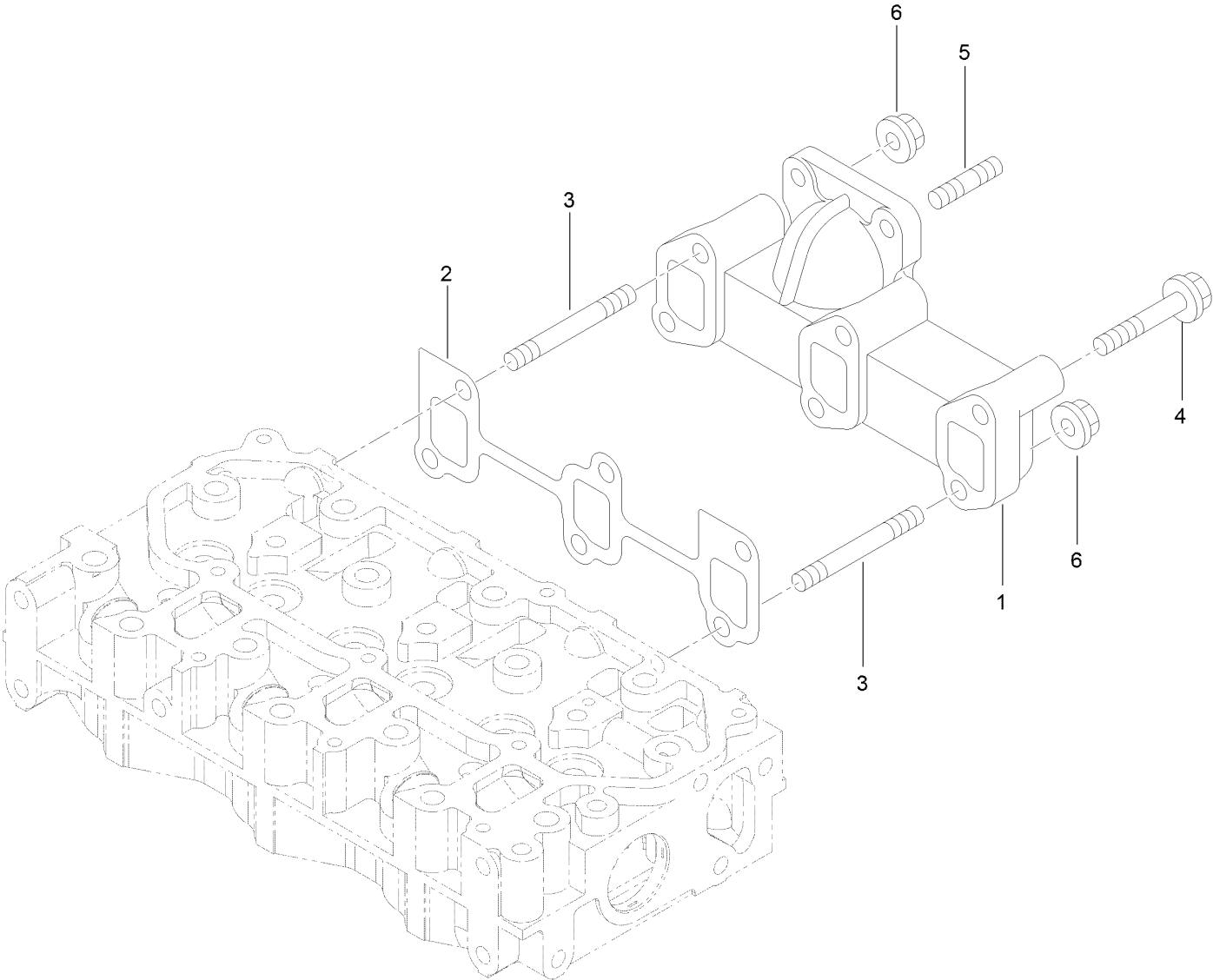
Cylinder Head and Cover Assembly



Cylinder Head and Cover Assembly (continued)

<i>Ref.</i>	<i>Part Number</i>	<i>Qty.</i>	<i>Description</i>	<i>Ref.</i>	<i>Part Number</i>	<i>Qty.</i>	<i>Description</i>
1	135-4069	3	Protector-Nozzle	35	134-1402	1	Cylinder Head Cover ASM
2	135-4070	6	Gasket-Nozzle	36	135-4085	1	Plate-Baffle
3	135-4071	6	Cap-Valve	37	135-4086	1	Baffle-Breather
4	134-4001	1	Cylinder Head ASM	38	135-4086	2	Baffle-Breather
11	135-4073	2	Plug-Cup	39	135-4088	1	Diaphragm ASM
12	133-6797	1	Plug	40	135-4089	1	Plate-Diaphragm
13	135-4074	3	Valve-Suction	41	135-4090	1	Cover-Diaphragm
14	135-4075	3	Valve-Exhaust	42	135-4091	1	Diaphragm
15	135-4076	6	Spring-Valve	43	135-4092	1	Spring-Diaphragm
16	125-7054	6	Retainer	45	135-4093	1	Gasket-Cover, Cylinder Head
17	125-6914	12	Cotter				
18	125-6915	3	Seal-Stem, Valve	46	134-1401	1	Cover-Head, Cylinder
19	125-6916	3	Seal-Stem, Valve	47	135-4095	1	Gasket
20	125-7184	2	Pin-Spring	48	125-7186	4	Screw
21	135-4077	1	Rocker Support ASM	49	125-7186	4	Screw
22	135-4078	1	Rocker Shaft ASM	50	127-3168	2	Screw
25	135-4079	3	Support-Arm, Rocker	51	125-7197	1	O-Ring
26	135-4080	2	Spring-Rocker	52	125-7209	3	Bolt
27	135-4081	6	Rocker Arm ASM	53	135-4096	6	Bolt
28	125-7013	6	Screw-Adjust, Valve	54	125-7111	2	Lifter
30	125-7014	6	Nut	55	125-7214	4	Bolt
31	135-7082	2	Ring	56	135-4291	3	Plug-Glow
32	135-4083	1	Screw	57	134-1443	1	Connector-Plug, Glow
33	125-7218	3	Bolt	58	125-6917	6	Guide
34	125-6972	1	Cover-Filler				

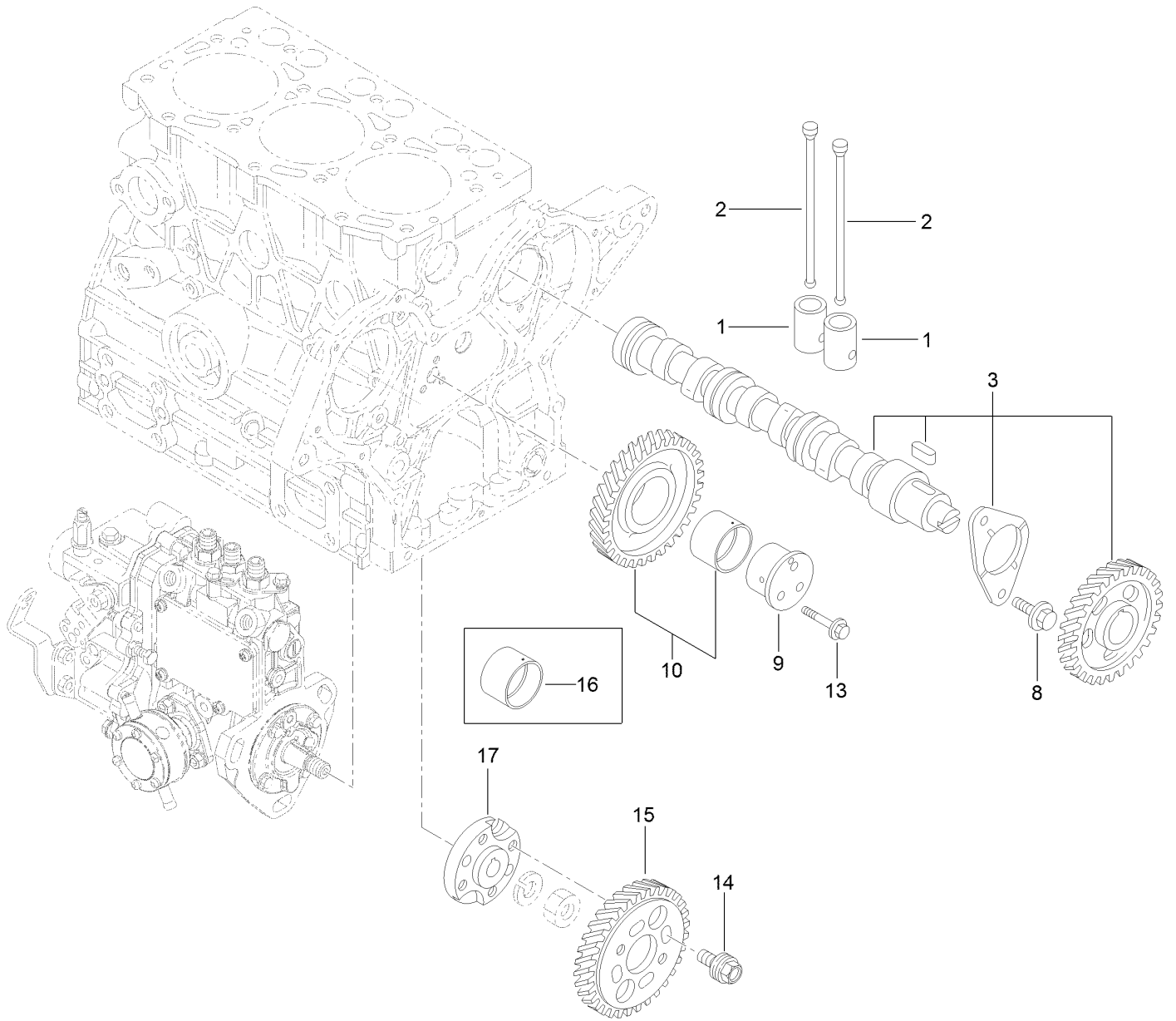
Exhaust Manifold Assembly



Exhaust Manifold Assembly (continued)

<i>Ref.</i>	<i>Part Number</i>	<i>Qty.</i>	<i>Description</i>	<i>Ref.</i>	<i>Part Number</i>	<i>Qty.</i>	<i>Description</i>
1	134-1444	1	Manifold-Exhaust	4	133-6714	4	Bolt
2	135-4107	1	Gasket-Manifold, Exhaust	5	125-6906	4	Stud
3	134-1404	2	Bolt-Stud	6	125-7229	2	Nut

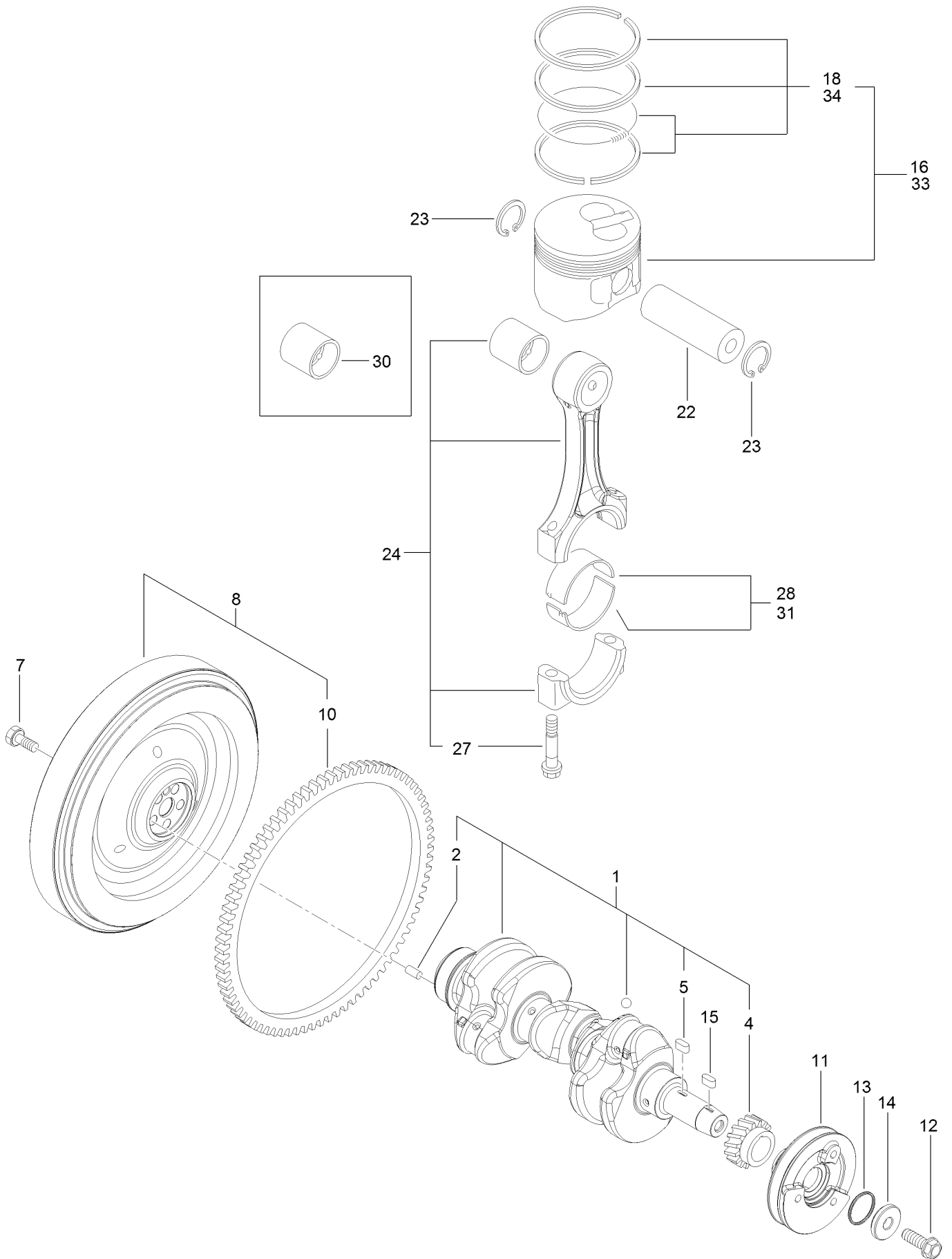
Camshaft and Driving Gear Assembly



Camshaft and Driving Gear Assembly (continued)

<i>Ref.</i>	<i>Part Number</i>	<i>Qty.</i>	<i>Description</i>	<i>Ref.</i>	<i>Part Number</i>	<i>Qty.</i>	<i>Description</i>
1	135-4108	6	Tappet	13	135-4147	3	Bolt
2	135-4109	6	Push-Rod	14	125-7020	4	Bolt
3	135-4110	1	Camshaft ASM	15	135-4148	1	Gear-Pump
8	125-7206	2	Bolt	16	135-4149	1	Bushing-Gear, Idle
9	135-4145	1	Shaft-Idle	17	135-4150	1	Flange
10	135-4146	1	Idle Gear ASM				

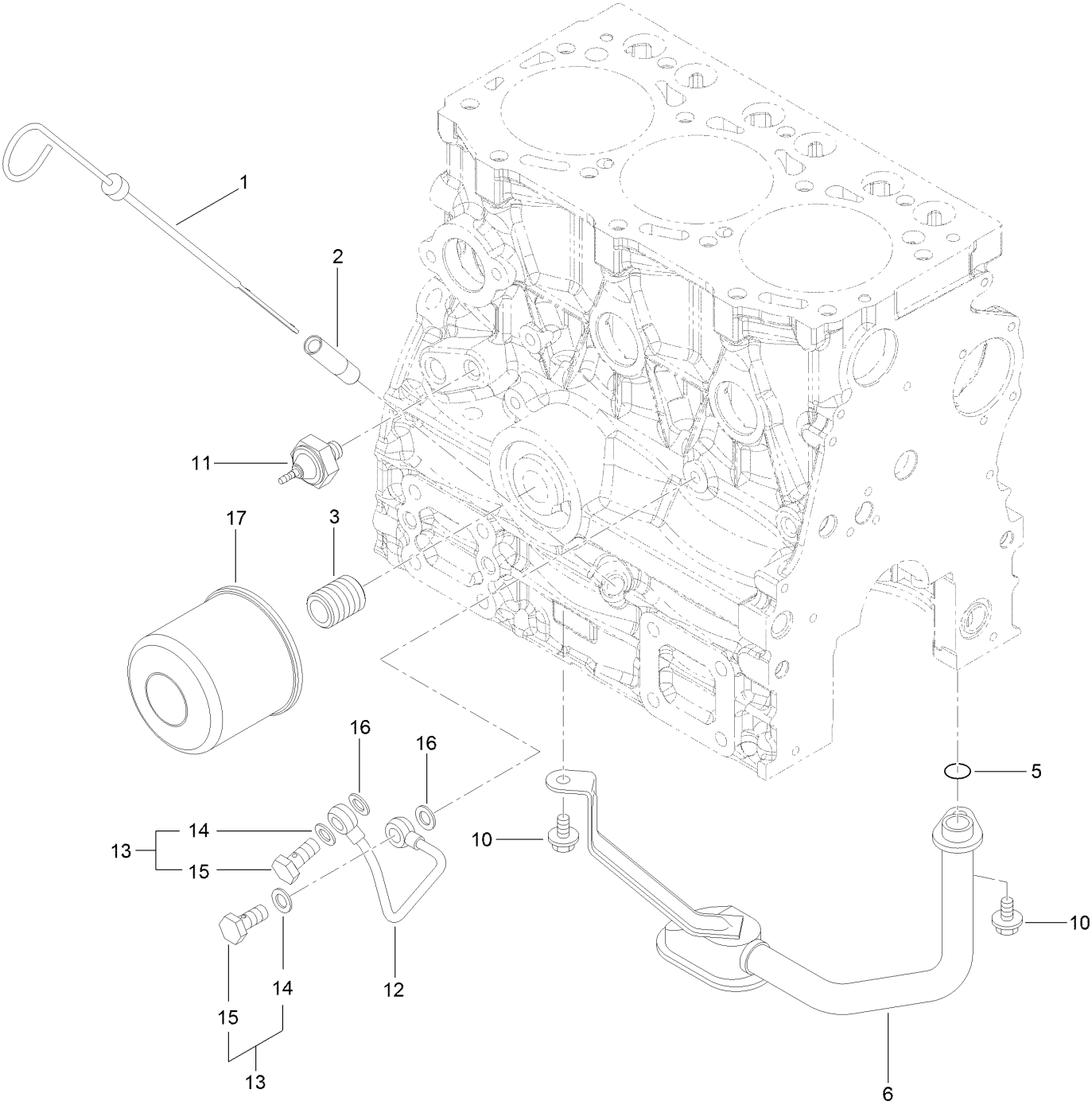
Crankshaft and Piston Assembly



Crankshaft and Piston Assembly (continued)

<i>Ref.</i>	<i>Part Number</i>	<i>Qty.</i>	<i>Description</i>	<i>Ref.</i>	<i>Part Number</i>	<i>Qty.</i>	<i>Description</i>
1	135-4152	1	Crankshaft ASM	16	135-4163	3	Piston ASM
2	125-6995	1	Pin	18	135-4164	3	Ring ASM
4	135-4153	1	Gear-Crankshaft	22	135-4165	3	Pin-Piston
5	135-4154	1	Key	23	135-4166	6	Ring
7	125-6951	5	Bolt	24	134-4005	3	Connecting Rod ASM
8	134-4002	1	Flywheel Assy	27	135-4168	6	Bolt-Rod, Connecting
10	125-6943	1	Gear	28	135-4169	3	Bearing-Pin, Crank
11	134-4003	1	V-Pulley, Crankshaft	30	134-4006	3	Bushing-Pin, Piston
12	135-4159	1	Bolt-Flange	31	135-4171	3	Bearing-Pin (0.25)
13	134-4004	1	Packing-Washer	33	134-4007	3	Piston ASM (0.25 Os)
14	135-4161	1	Washer	34	135-4173	3	Ring ASM
15	135-4154	1	Key				

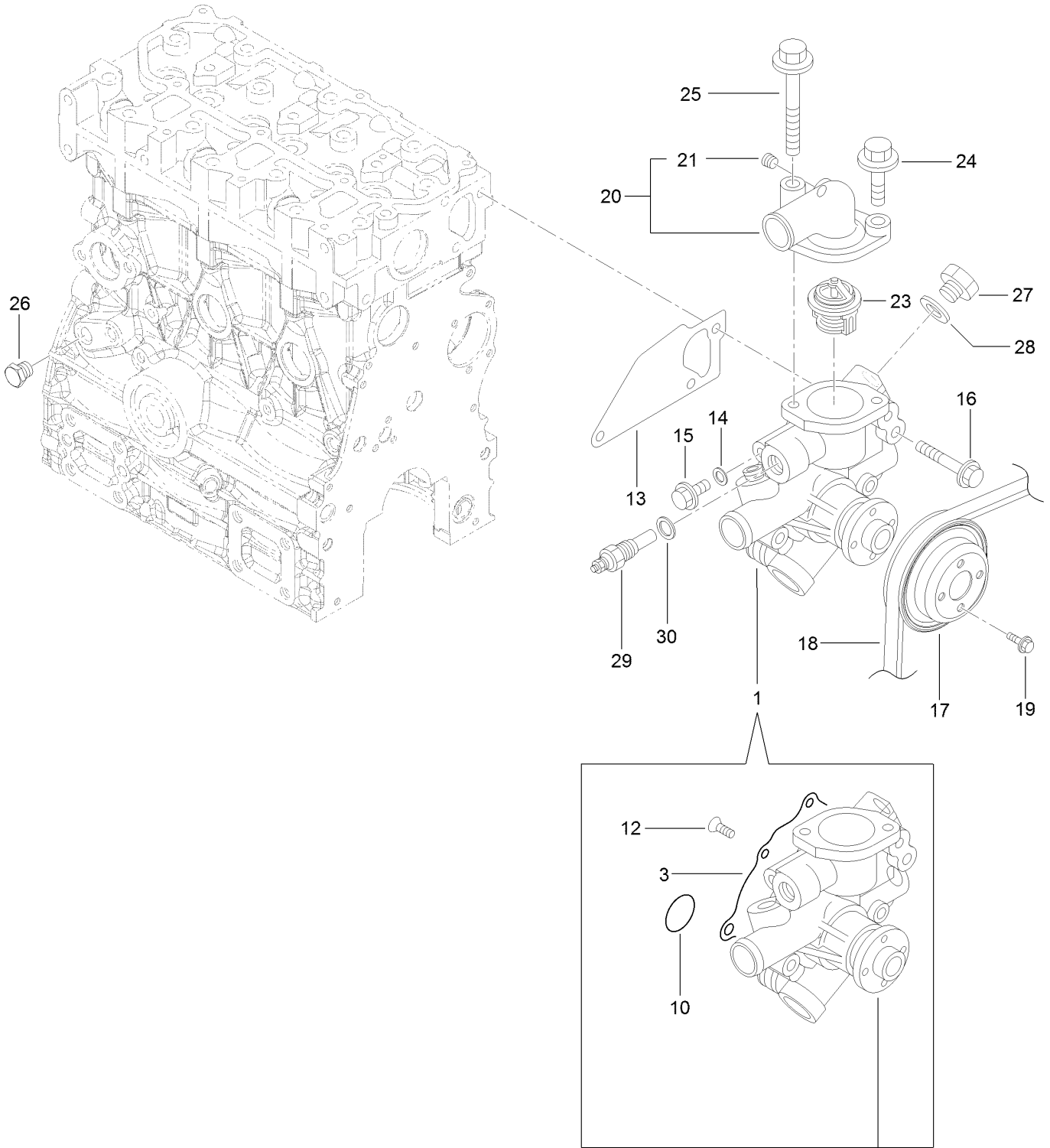
Lubrication and Oil System Assembly



Lubrication and Oil System Assembly (continued)

<i>Ref.</i>	<i>Part Number</i>	<i>Qty.</i>	<i>Description</i>	<i>Ref.</i>	<i>Part Number</i>	<i>Qty.</i>	<i>Description</i>
1	134-1413	1	Dipstick	12	135-4182	1	Pipe-Oil
2	125-6954	1	Guide-Dipstick	13	125-6988	2	Joint Bolt ASM
3	134-4008	1	Stud	14	125-7174	2	Washer-Seal
5	135-4178	1	O-Ring	15	125-7194	2	Bolt-Joint
6	134-1414	1	Oil Inlet Pipe ASM	16	125-7174	2	Washer-Seal
10	125-7205	2	Bolt	17	135-4181	1	Filter-Oil, Engine
11	134-1377	1	Switch-Hydraulic				

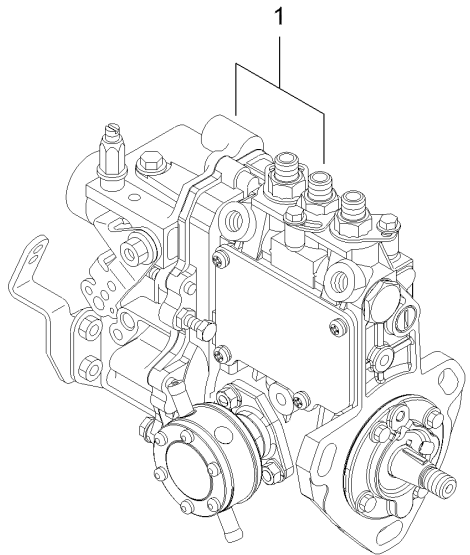
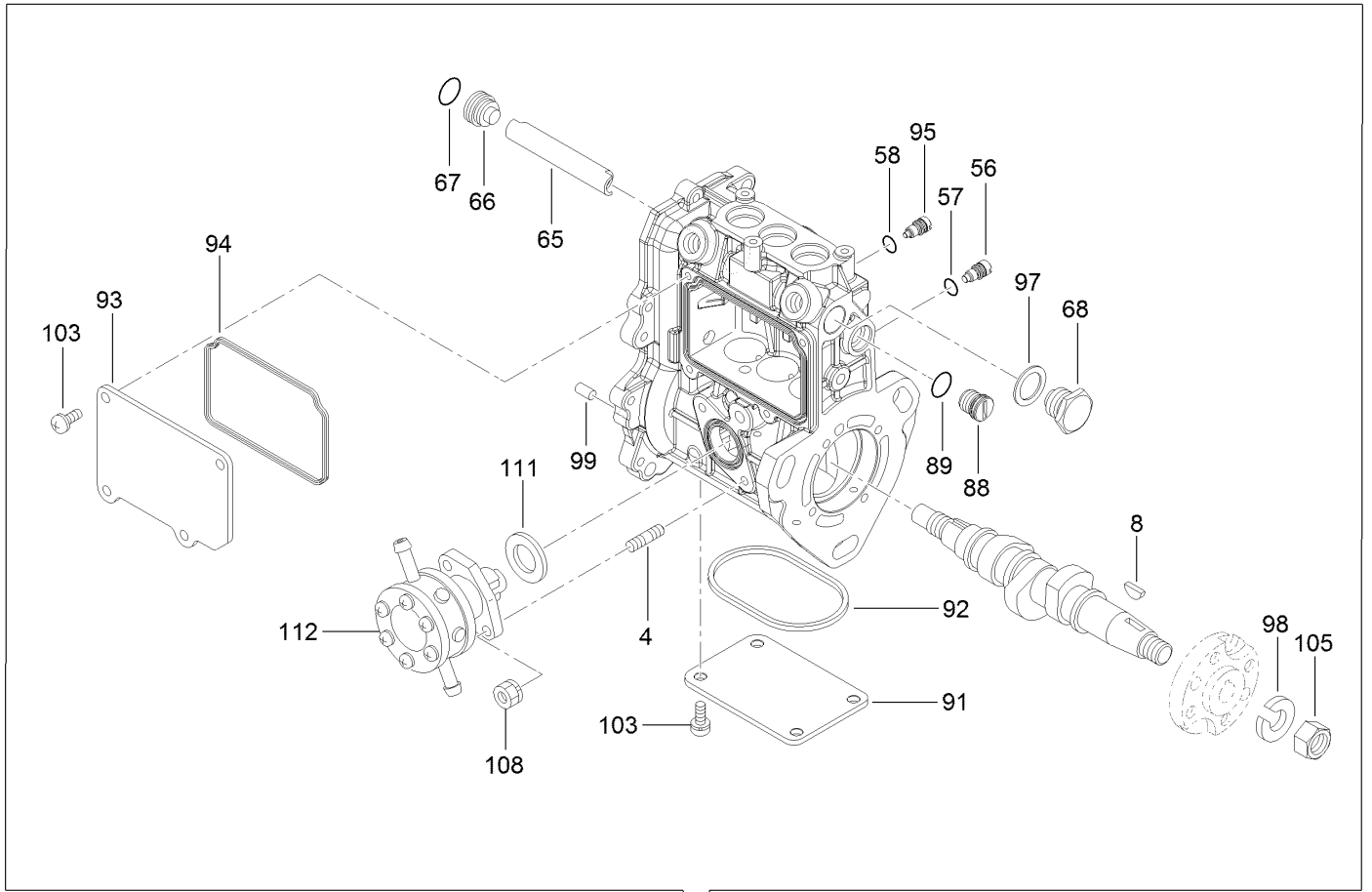
Cooling Water System Assembly



Cooling Water System Assembly (continued)

<i>Ref.</i>	<i>Part Number</i>	<i>Qty.</i>	<i>Description</i>	<i>Ref.</i>	<i>Part Number</i>	<i>Qty.</i>	<i>Description</i>
1	134-4009	1	CW Pump ASM	20	134-1390	1	Cover ASM
3	135-4188	1	Gasket	21	134-1381	1	Plug
10	135-4190	1	O-Ring	23	135-4200	1	Thermostat
12	133-2504	4	Screw	24	125-7215	1	Bolt
13	135-4193	1	Gasket-Pump, Water	25	135-4202	1	Bolt
14	125-7192	1	Gasket	26	125-7171	1	Plug-Drain
15	125-7212	1	Bolt	27	125-6953	1	Plug
16	125-7220	3	Bolt	28	125-6979	1	Gasket
17	134-1417	1	V-Pulley	29	134-3128	1	Sensor-Temperature
18	134-1455	1	V-Belt	30	134-4010	1	Gasket
19	125-7206	4	Bolt				

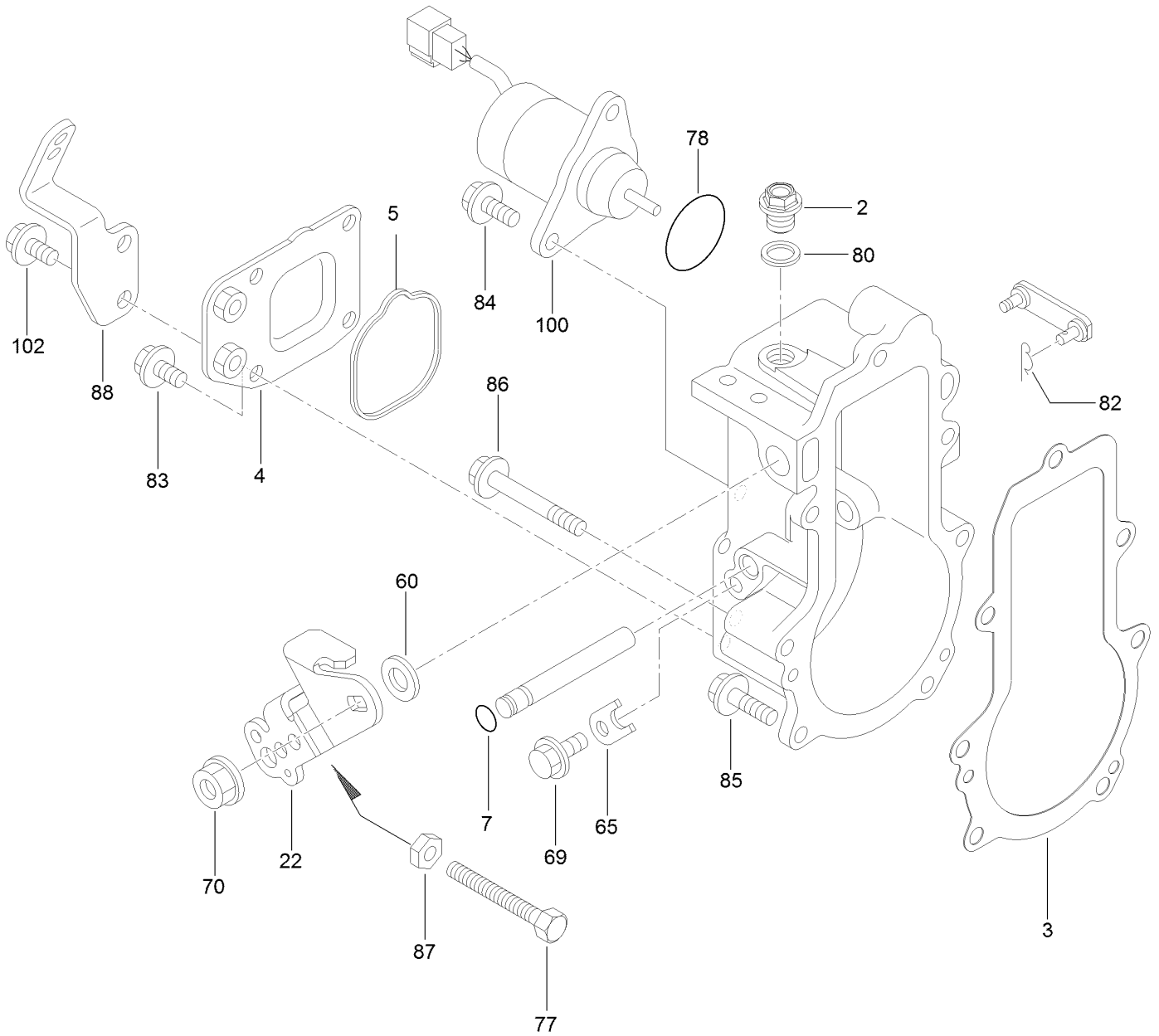
Fuel Injection Pump Assembly



Fuel Injection Pump Assembly (continued)

<i>Ref.</i>	<i>Part Number</i>	<i>Qty.</i>	<i>Description</i>	<i>Ref.</i>	<i>Part Number</i>	<i>Qty.</i>	<i>Description</i>
1	134-4011	1	Fie Assy	92	135-4216	1	Gasket
4	135-4205	2	Bolt-Stud	93	135-4217	1	Cover
8	135-4206	1	Key-Feather, Woodruff	94	135-4218	1	Gasket
56	125-7156	3	Stopper	95	135-4219	1	Stopper-Rack
57	135-4207	3	O-Ring	97	136-8236	1	Washer-Seal
58	135-4207	1	O-Ring	98	135-4220	1	Washer-Spring
65	135-4209	1	Deflector	99	125-7183	2	Pin-Spring
66	135-4210	1	Plug-Deflector	103	135-4221	8	Screw
67	135-4211	1	O-Ring	105	133-2506	1	Nut
68	135-4212	1	Plug-Deflector	108	135-4222	2	Nut
88	135-4213	1	Plug-Rack	111	135-4223	1	Gasket
89	135-4214	1	O-Ring	112	134-1470	1	Fuel Feed Pump ASM
91	135-4215	1	Cover				

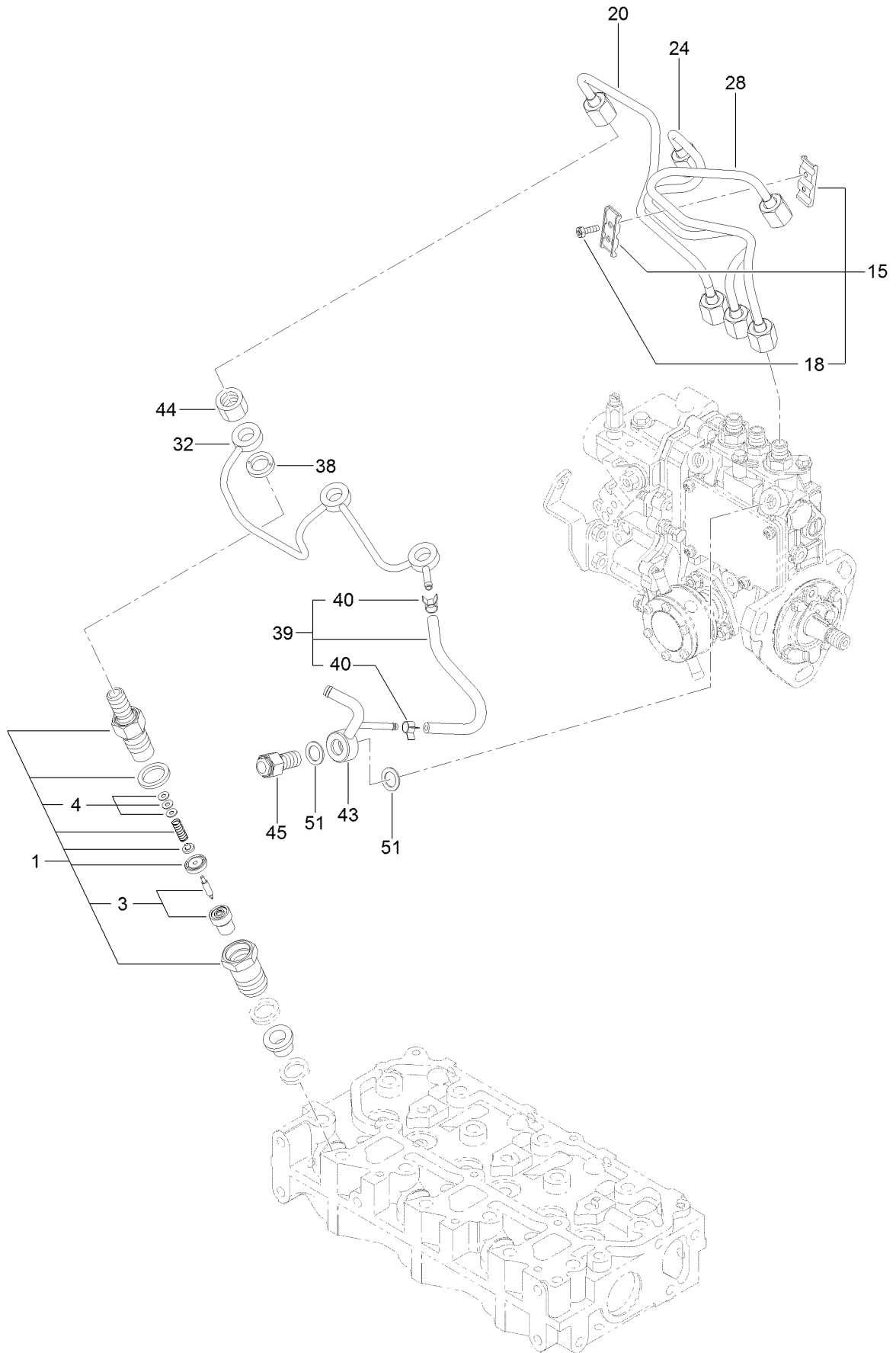
Governor Assembly



Governor Assembly (continued)

<i>Ref.</i>	<i>Part Number</i>	<i>Qty.</i>	<i>Description</i>	<i>Ref.</i>	<i>Part Number</i>	<i>Qty.</i>	<i>Description</i>
2	135-4226	1	Plug	78	134-1520	1	O-Ring
3	135-4227	1	Gasket	80	125-7175	1	Washer-Seal
4	134-1449	1	Cover-Case, Governor	82	134-1529	1	Pin
5	134-1435	1	Gasket	83	125-7205	4	Bolt
7	135-4207	1	O-Ring	84	125-7207	2	Bolt
22	134-1385	1	Lever-Control	85	125-7209	4	Bolt
60	134-1518	1	Shim Set	86	136-8256	3	Bolt
65	134-1395	1	Stopper-Shaft	87	134-4014	1	Nut
69	125-7205	1	Bolt	88	134-1450	1	Support-Wire
70	134-4012	1	Nut-M8	100	134-4015	1	Solenoid, Stop
77	134-4013	1	Bolt-Limit, Idle	102	125-7205	2	Bolt

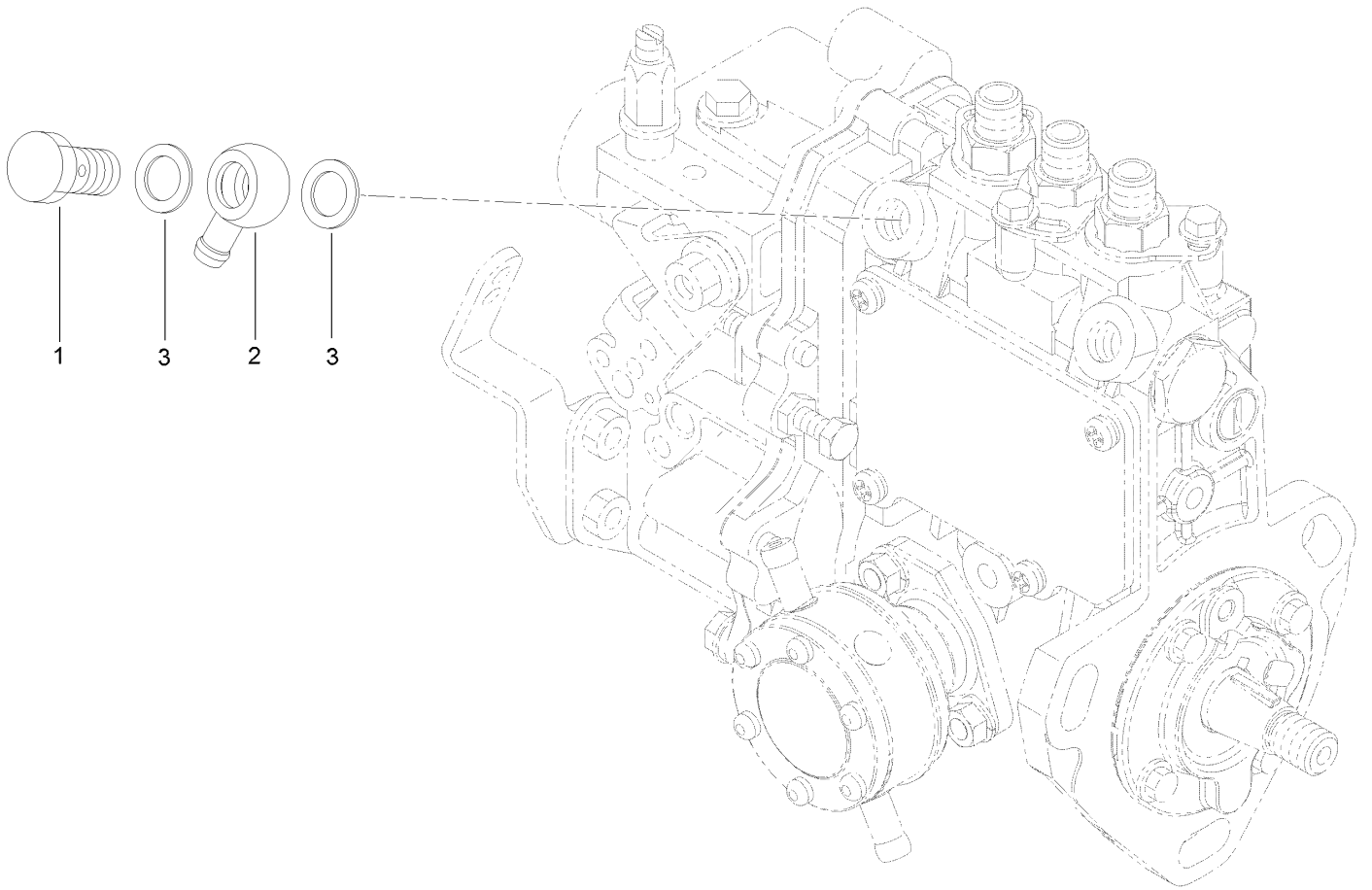
Fuel Injection Valve Assembly



Fuel Injection Valve Assembly (continued)

<i>Ref.</i>	<i>Part Number</i>	<i>Qty.</i>	<i>Description</i>	<i>Ref.</i>	<i>Part Number</i>	<i>Qty.</i>	<i>Description</i>
1	135-4229	3	Nozzle ASM	32	134-1431	1	Return Pipe ASM
3	135-4230	3	Nozzle ASM	38	135-4237	3	Gasket
4	135-4231	3	Adjusting Shim Set	39	135-4238	1	Hose ASM
15	134-1488	1	Retainer-Pipe	40	136-8225	2	Clamp-Hose
18	125-7027	2	Bolt	43	134-1384	1	Joint-Overflow
20	135-4233	1	Pipe ASM (Inj No1)	44	135-4240	3	Nut-Nozzle
24	135-4234	1	Pipe ASM (Inj No2)	45	135-4241	1	Check Valve ASM
28	135-4235	1	Pipe ASM (Inj No3)	51	125-7176	2	Washer-Seal

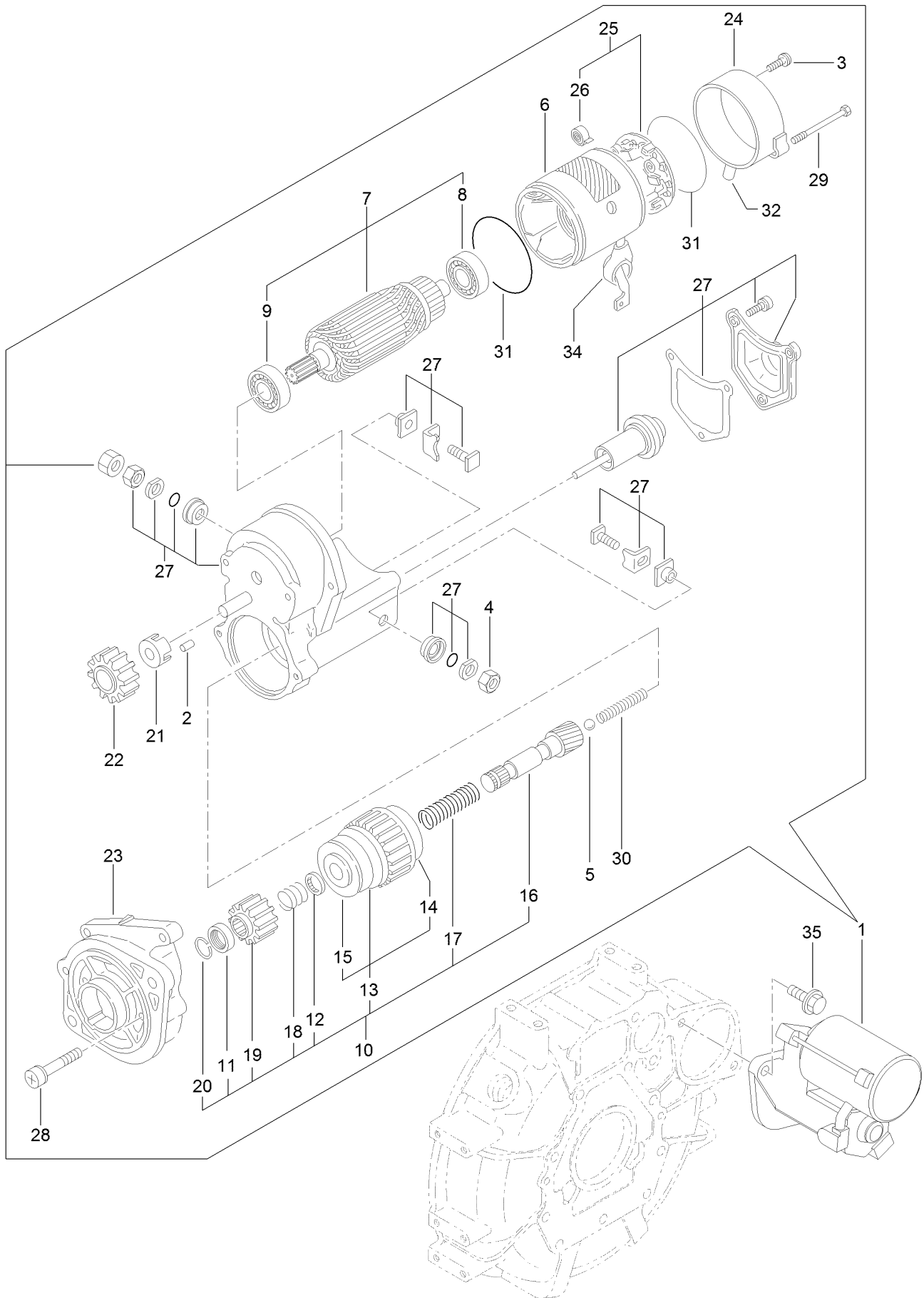
Fuel Pipe Assembly



Fuel Pipe Assembly (continued)

<i>Ref.</i>	<i>Part Number</i>	<i>Qty.</i>	<i>Description</i>
1	135-4242	1	Bolt-Joint, Pipe
2	135-4243	1	Joint-Pipe
3	125-7176	2	Washer-Seal

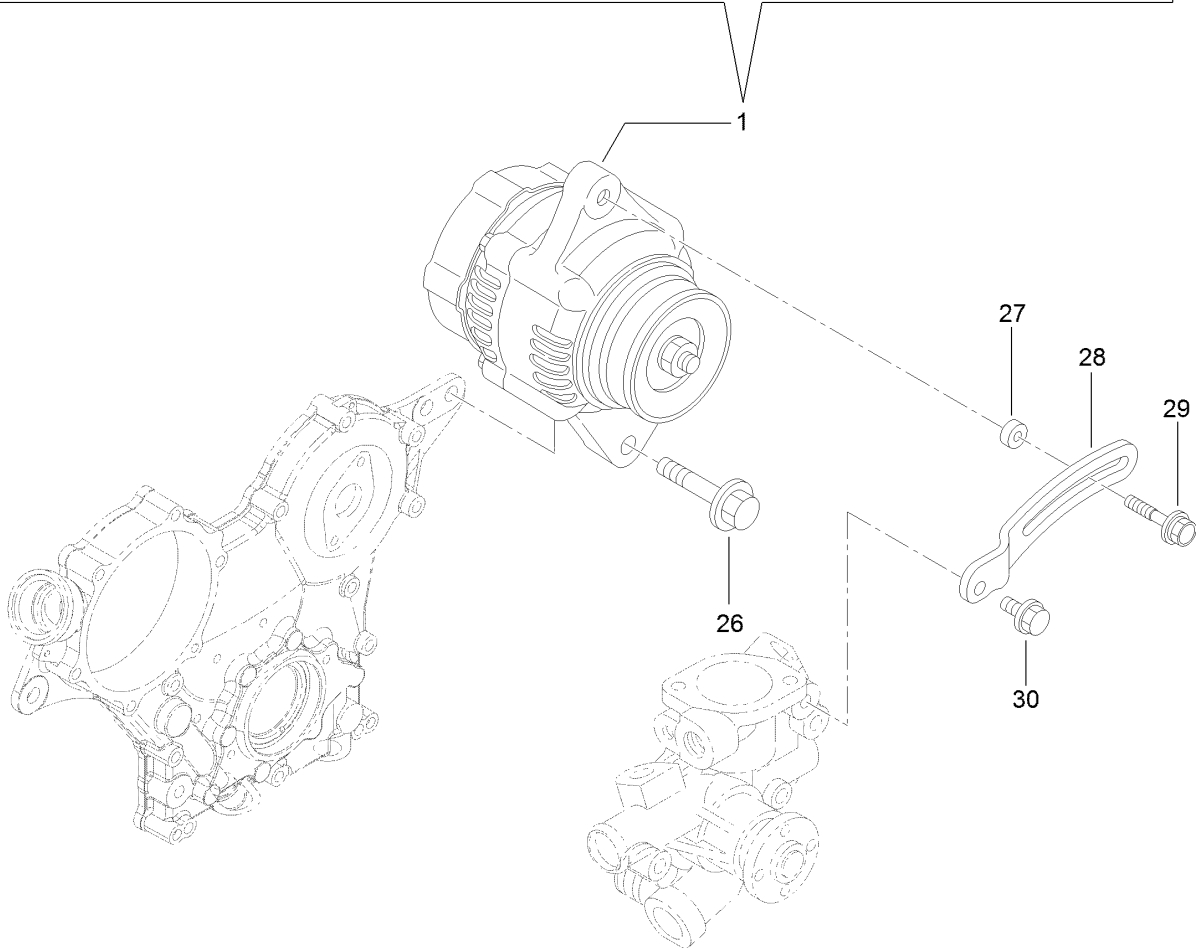
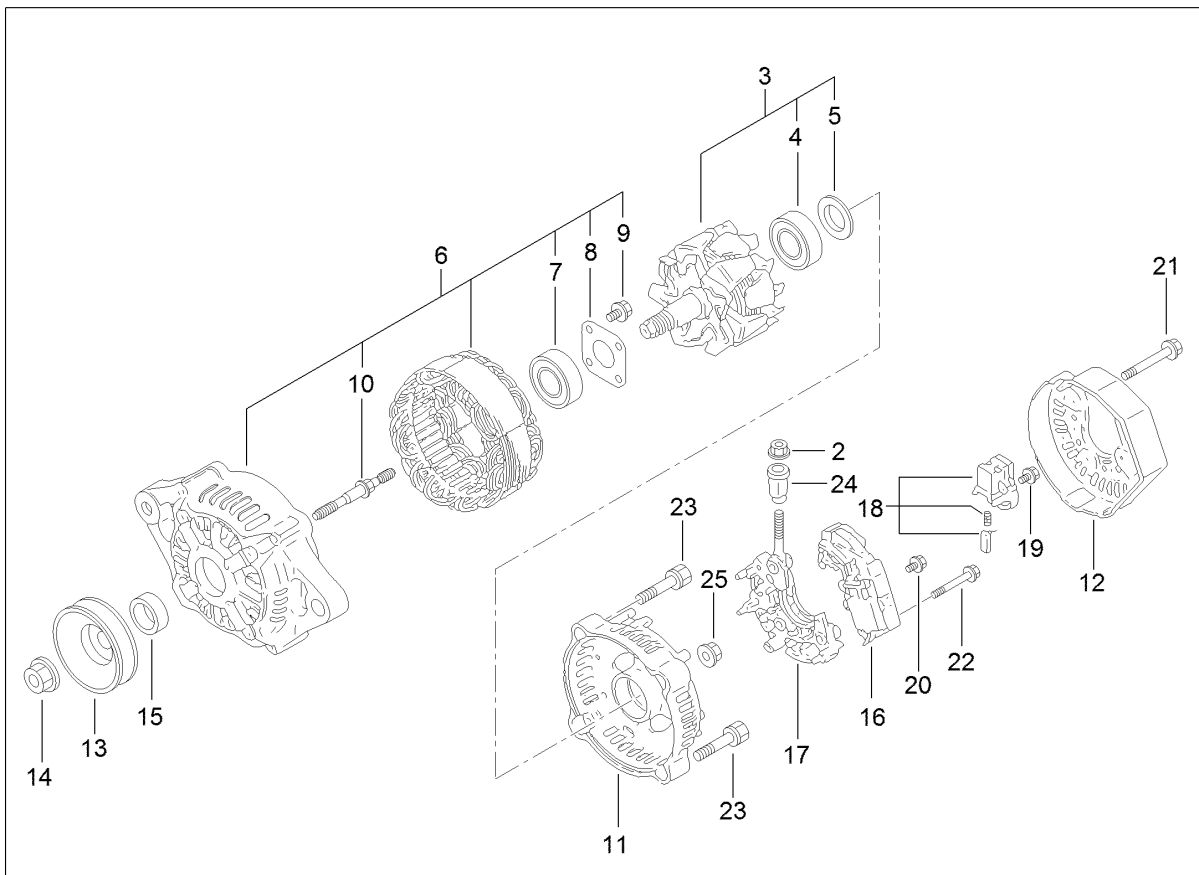
Starter Motor Assembly



Starter Motor Assembly (continued)

<i>Ref.</i>	<i>Part Number</i>	<i>Qty.</i>	<i>Description</i>	<i>Ref.</i>	<i>Part Number</i>	<i>Qty.</i>	<i>Description</i>
1	134-1448	1	Starter	18	134-1515	1	Spring
2	134-1546	5	Roller	19	134-1548	1	Pinion-Starter
3	134-1487	2	Screw	20	134-1484	1	Ring-Snap
4	134-1552	1	Nut	21	134-1474	1	Retainer
5	134-1553	1	Ball-Steel	22	134-1475	1	Pinion
6	134-1510	1	Yoke ASM	23	134-1551	1	Housing
7	134-1511	1	Armature ASM	24	134-1512	1	Cover
8	134-1472	1	Bearing-Ball	25	134-1513	1	Holder ASM
9	134-1473	1	Bearing-Ball	26	134-1554	4	Spring
10	134-1549	1	Starter Kit	27	134-1550	1	Switch ASM
11	134-1545	1	Nut	28	134-1476	2	Bolt
12	134-1547	1	Retainer	29	134-1514	2	Bolt
13	134-1481	1	Clutch ASM	30	134-1477	1	Spring
14	134-1485	1	Bearing-Ball	31	134-1478	2	O-Ring
15	134-1486	1	Bearing-Ball	32	134-1479	1	Cover
16	134-1482	1	Shaft-Starter	34	134-1480	1	Cap
17	134-1483	1	Spring	35	133-2496	2	Bolt

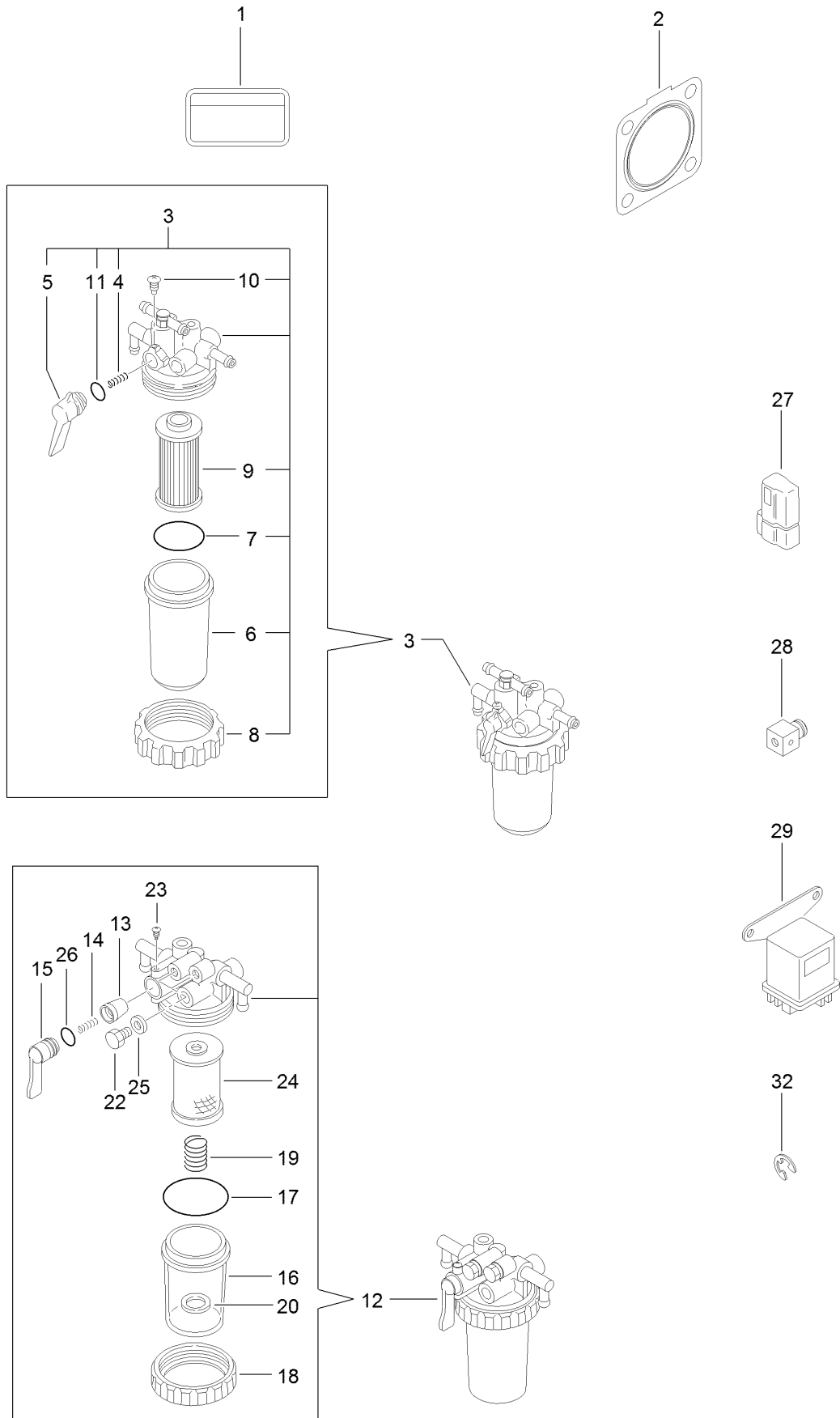
Generator Assembly



Generator Assembly (continued)

<i>Ref.</i>	<i>Part Number</i>	<i>Qty.</i>	<i>Description</i>	<i>Ref.</i>	<i>Part Number</i>	<i>Qty.</i>	<i>Description</i>
1	134-4016	1	Alternator, 12V-55A	16	134-4018	1	Regulator ASM
2	127-3190	1	Nut	17	127-3848	1	Holder
3	127-3843	1	Rotor ASM	18	127-2993	1	Holder
4	127-2983	1	Bearing-Ball	19	127-2965	6	Screw
5	127-2962	1	Cover	20	127-2966	1	Screw
6	135-4025	1	Frame ASM	21	127-2967	3	Bolt
7	127-2958	1	Bearing-Ball	22	127-2968	2	Screw
8	127-2959	1	Plate-Retainer	23	127-2969	2	Bolt
9	127-2960	4	Screw	24	127-2970	1	Bushing-Insulation
10	127-2961	2	Stud	25	127-2971	2	Nut
11	127-3845	1	Frame	26	135-4277	1	Bolt
12	134-4017	1	Cover, End	27	125-6947	1	Spacer
13	127-2954	1	Pulley	28	135-4279	1	Adjuster-Belt
14	127-2955	1	Nut	29	125-7134	1	Bolt
15	127-2957	1	Collar	30	125-7595	1	Bolt

Accessory Assembly



Accessory Assembly (continued)

<i>Ref.</i>	<i>Part Number</i>	<i>Qty.</i>	<i>Description</i>	<i>Ref.</i>	<i>Part Number</i>	<i>Qty.</i>	<i>Description</i>
1	125-6900	1	Label-Caution, Fuel Oil	16	134-1462	1	Cup-Strainer, Fuel
2	134-1383	1	Gasket-Silencer	17	134-1371	1	O-Ring
3	134-1447	1	Fuel Filter ASM	18	134-1376	1	Ring-Retaining, Cup
4	134-1373	1	Spring-Valve, Fuel	19	134-1555	1	Spring
5	134-1454	1	Lever-Fuel	20	134-1461	1	Float
6	134-1459	1	Cup-Strainer, Fuel	22	134-1370	2	Plug-Hex
7	134-1371	1	O-Ring	23	134-1375	1	Screw-Pan
8	134-1376	1	Ring-Retaining, Cup	24	134-1524	1	Filter-Fuel
9	134-3085	1	Element-Filter, Fuel	25	134-1531	2	Gasket
10	134-1375	1	Screw-Pan	26	134-1535	1	O-Ring
11	134-1535	1	O-Ring	27	134-1393	1	Diode
12	134-3086	1	Water Separator ASM	28	134-1465	1	Retainer
13	134-1372	1	Valve-Taper	29	134-1394	1	Glow Relay ASM
14	134-1373	1	Spring-Valve, Fuel	32	134-1528	1	Ring
15	134-1374	1	Handle, Cock				

Attachments and Accessories

For 31051 ProLine H800 Rotary Mower

Product Name	Model/Part
Slope Sensor Kit.....	02950
TÜV 15 KPH Speed Decal Kit.....	02969
TÜV 25 KPH Speed Decal Kit.....	02990
Mulching Kit.....	134-1718
Arm Rest Kit.....	134-3594
Debris Suppression Kit.....	134-4690
Bimini Sunshade for 2-Post Roll-Over Protection System.....	30358

Notes:



Count on it.