



Count on it.

Parts Catalog

TX 525

Compact Utility Loader

Model No. 22323—Serial No. 31000001 and Up



Ordering Replacement Parts

To order replacement parts, please supply the part number, the quantity, and the description of each part desired.

Understanding Reference Numbers

Each identified part in an illustration has a reference number. The reference number for a part also appears in the parts list, along with other information about the part.

This catalog uses two special reference number formats, one to indicate parts in a service assembly and another to indicate the quantity of a given part in an illustration.

Service Assembly Reference Numbers

Parts in service assemblies have reference numbers in the form a:b. The a represents the reference number of the entire service assembly and the b represents a sequential number unique to each part within the service assembly.

For example, a wheel assembly might be identified by reference number 6, the tire by 6:1, the valve by 6:2, and the wheel by 6:3. When you order the assembly identified by reference number 6, you receive all parts identified by reference numbers 6:1, 6:2, and 6:3. However, you may also order any part individually. Reference numbers of this type appear in illustration and in parts lists.

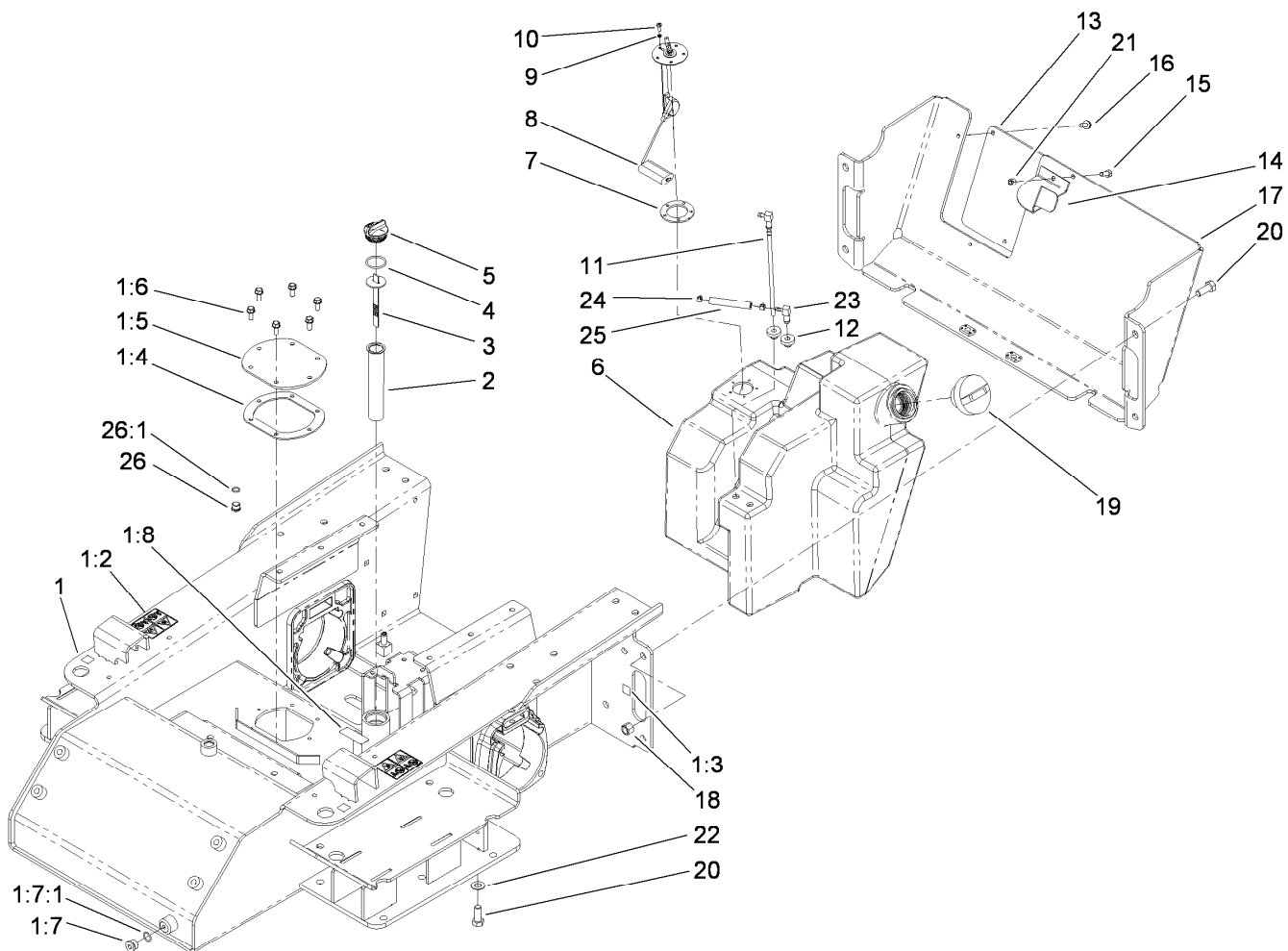
Reference Numbers Indicating Quantity

In an illustration, if a reference number indicates more than one part, the reference number has the form nX y. The n represents the quantity of the part, the X is the multiplication symbol, and the y represents the reference number.

For example, in an illustration, the reference number 2X 37 means that two of the parts identified by reference number 37 are indicated.

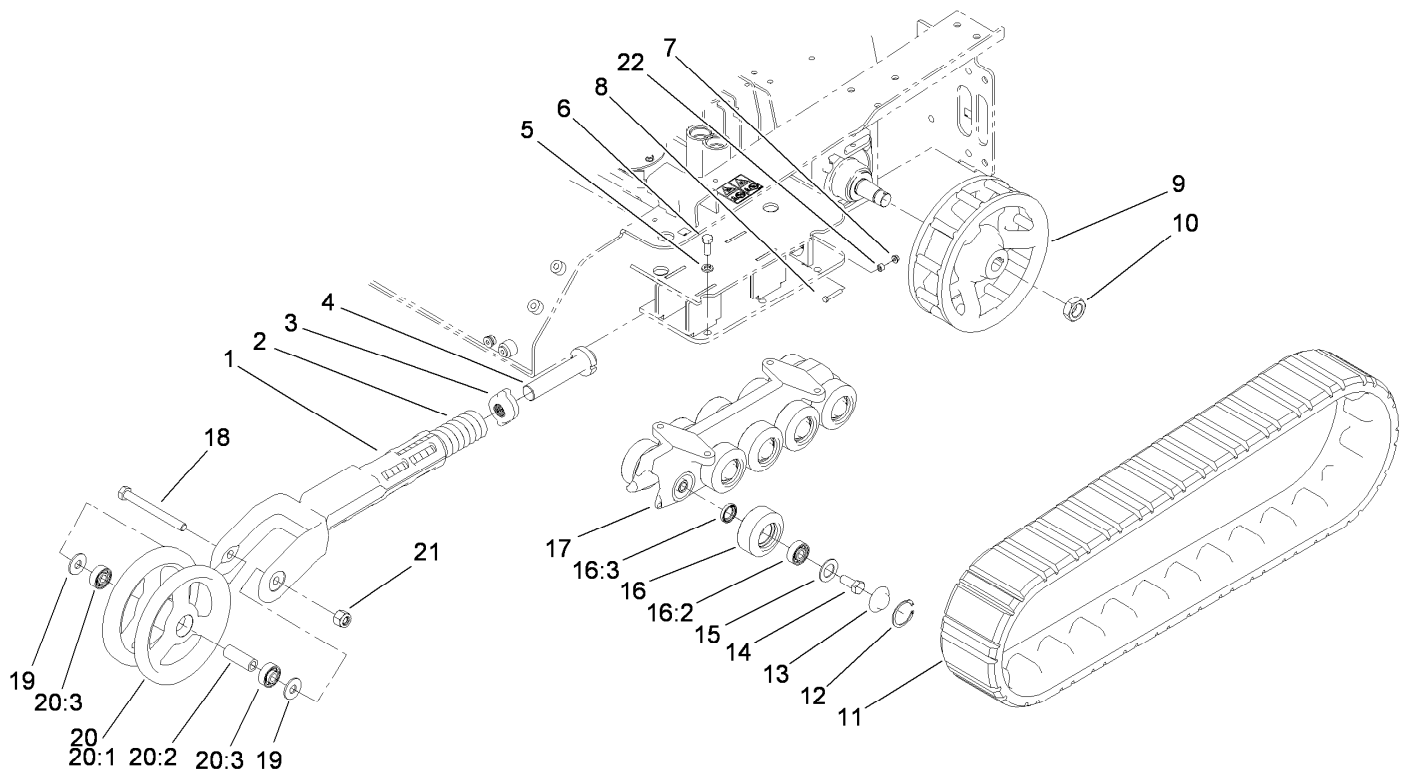
Contents

Main Frame and Fuel Tank Assembly	4
Track and Traction Assembly	5
Parking Brake Assembly	6
Loader Tower, Fuel Pump and Drive Assembly	7
Filter / Water Separator Assembly No. 63-7650	9
Traction Hydraulic Assembly	10
Hydraulic Pump Assembly No. 106-9590 and 106-9591	12
Hydraulic Motor Assembly No. 106-7654	13
Radiator and Air Cleaner Assembly	14
Air Cleaner Assembly No. 117-9989	16
Hydraulic Pump and Filter Assembly	17
Hydraulic Pump Assembly No. 106-9589	19
Control Panel Assembly	20
Traction Control Assembly	22
Principal Hydraulic Assembly	23
Two Spool Valve Assembly No. 106-9307	25
One Spool Valve Assembly No. 104-2831	26
Loader Arm Assembly	27
Loader Arm Hydraulic Assembly	28
Left Hand Hydraulic Lift Cylinder Assembly No. 104-6267	29
Right Hand Hydraulic Lift Cylinder Assembly No. 104-6269	30
Hydraulic Cylinder Assembly No. 105-8370	31
Quick Attach Assembly	32
Electrical System Assembly	33
Grill Assembly	34
Hood Assembly	35
Rear Access Cover Assembly	36
Crankcase Assembly	37
Oil Pan Assembly	38
Cylinder Head Assembly	39
Gear Case and Oil Filter Cartridge Assembly	40
Cylinder Head Cover Assembly	41
Dipstick, Guide and Oil Pump Assembly	42
Main Bearing Case Assembly	43
Cam Shaft and Idle Gear Shaft Assembly	44
Piston and Crankshaft Assembly	45
Flywheel and Fuel Camshaft Assembly	46
Idle Apparatus and Stop Solenoid Assembly	47
Injection Pump and Governor Assembly	48
Speed Control Plate Assembly	49
Alternator, Pulley and Fuel Pump Cover Assembly	50
Alternator Components Assembly	51
Starter Installation Assembly	52
Starter Components Assembly	53
Oil Switch and Thermometer Assembly	54
Water Flange, Thermostat and Water Pump Assembly	55
Water Pipe Assembly	56
Fan Assembly	57
Valve and Rocker Arm Assembly	58
Inlet Manifold Assembly	59
Exhaust Manifold Assembly	60
Nozzle Holder and Glow Plug Assembly	61
Nozzle Holder Assembly	62
Engine Gasket Kits	64
Attachments and Accessories	65



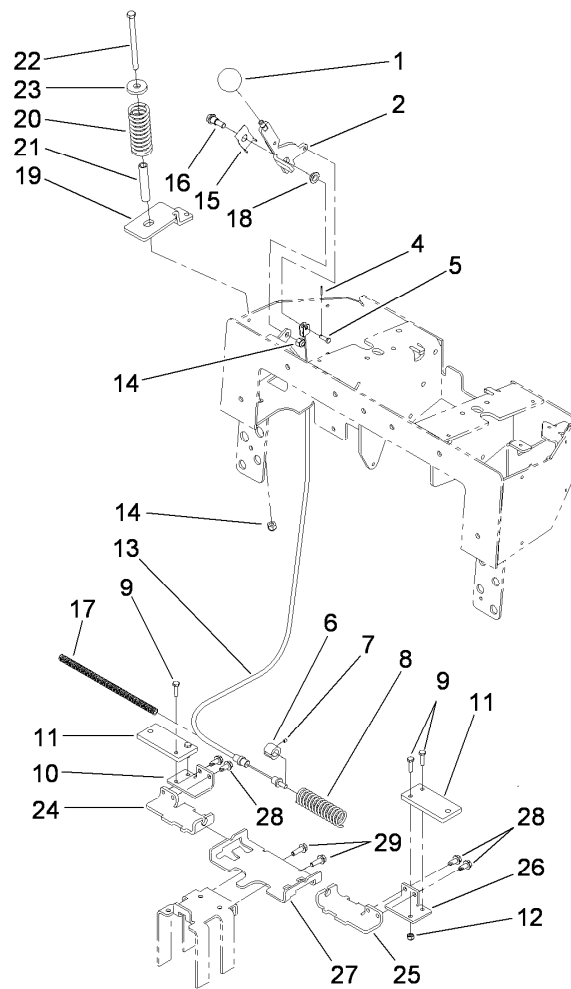
Main Frame and Fuel Tank Assembly

<i>Ref.</i>	<i>Part Number</i>	<i>Qty.</i>	<i>Description</i>	<i>Ref.</i>	<i>Part Number</i>	<i>Qty.</i>	<i>Description</i>
1	115-4834	1	Chassis ASM	11	98-0185	1	Pipe-Stand
1:2	100-4650	2	Decal-Warning	12	46-6560	2	Bushing
1:3	93-9084	4	Decal-Point, Lift	13	108-6267-01	1	Panel-Rear
1:4	107-3557	1	Gasket-Cover, Access	14	108-6273-01	1	Clamp-Tank, Fuel
1:5	108-6297-01	1	Cover-Tank	15	322-3	1	Screw-HH
1:6	98-9940	6	Screw-HHF	16	32144-11	3	Screw-HWH
1:7	353-988	2	Plug-Hex	17	114-8911-01	1	Cover-Rear
1:7:1	237-79	1	O-Ring	18	3296-23	4	Nut-Lock, NI
1:8	93-6686	1	Decal-Oil, HYD	19	107-2172	1	Cap-Diesel
2	61-2790	1	Filter-Screen	20	325-5	6	Screw-HH
3	100-2097	1	Dipstick-Oil	21	3296-29	1	Nut-Lock, NI
4	237-123	1	O-Ring	22	3256-26	2	Washer-Flat
5	93-7498	1	Plug-Plastic	23	104-5228	1	Fitting-Elbow, 90 DEG
6	115-4800	1	Tank-Fuel	24	2412-80	2	Clamp-Hose
7	113372	1	Gasket-Sender, Fuel	25	108-6344	1	Hose-Fuel
8	100-1298	1	Sender-Fuel	26	353-989	1	Plug-Hex, Hollow
9	3253-17	5	Washer-Lock	26:1	237-42	1	O-Ring
10	3250-31	5	Screw-PPH				



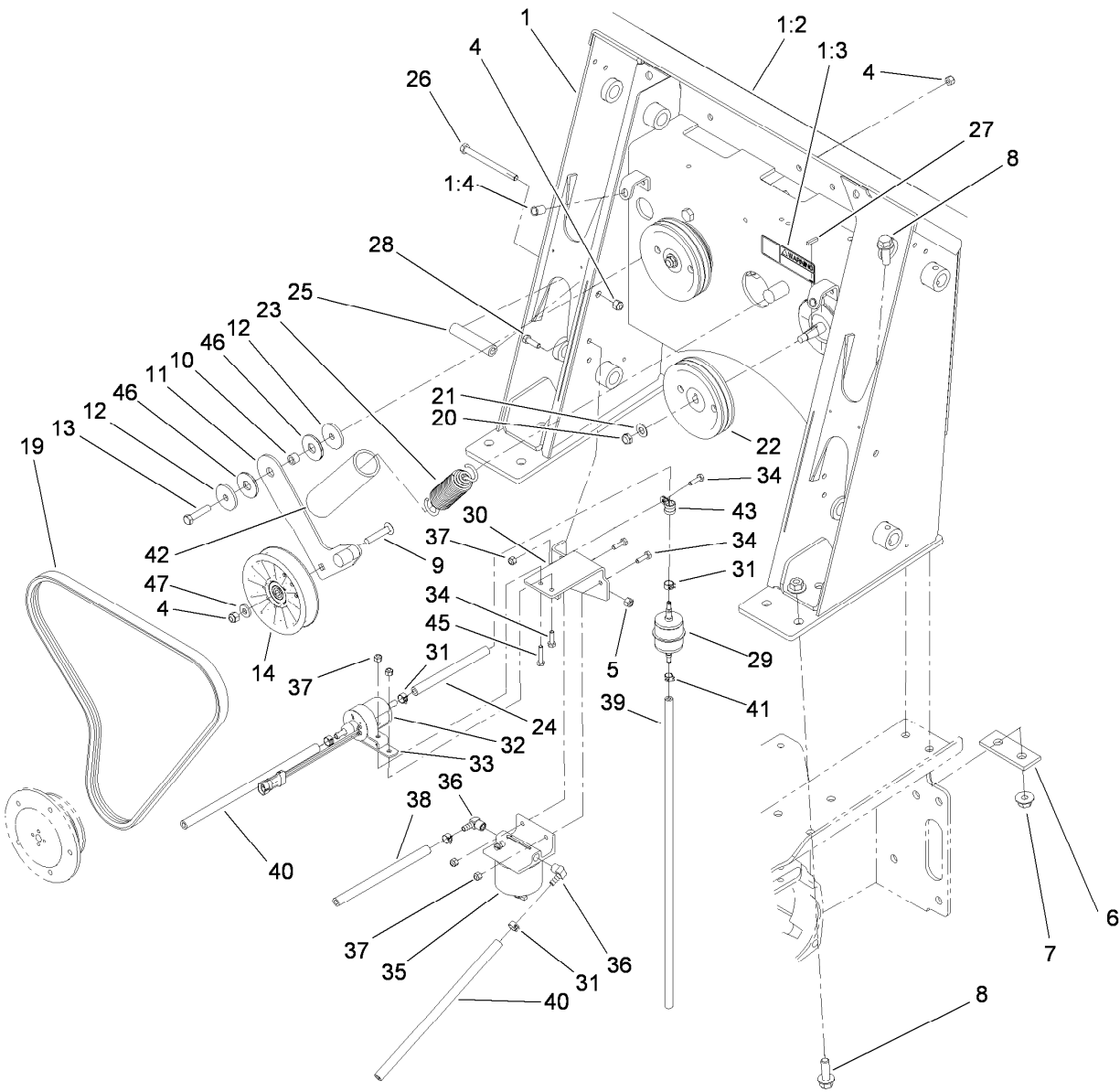
Track and Traction Assembly

<i>Ref.</i>	<i>Part Number</i>	<i>Qty.</i>	<i>Description</i>	<i>Ref.</i>	<i>Part Number</i>	<i>Qty.</i>	<i>Description</i>
1	108-4691-03	2	Arm-Tensioner	15	106-7585	20	Gasket-Bogie
2	95-3624	2	Spring-Compression	16	106-7621	20	Road Wheel ASM
3	108-4664	2	Block-Tensioner	16:2	93-4237	1	Bearing
4	98-9846	2	Bolt-Tensioner	16:3	253-118	1	Seal-Oil
5	3253-7	8	Washer-Lock	17	117-1310-03	2	Guide-Track
6	325-5	8	Screw-HH	18	327-17	2	Screw-HH
7	32128-32	2	Nut-HHF	19	3256-7	4	Washer-Flat
8	321-37	2	Screw-HH	20	104-5745	2	Tensioner Wheel ASM
9	108-5643-03	2	Wheel-Drive	20:1	104-5747-03	1	Wheel-Tensioner
10	107-9319	2	Nut-Hex	20:2	98-9835	1	Spacer-Wheel, Tensioner
11	98-9800	2	Track	20:3	93-4237	2	Bearing
12	106-7595	20	Ring-Snap, Internal	21	3296-24	2	Nut-Hex
13	106-7557	20	Cap-Wheel, Bearing	22	98-4799	2	Spacer
14	327-4	20	Screw-HH				



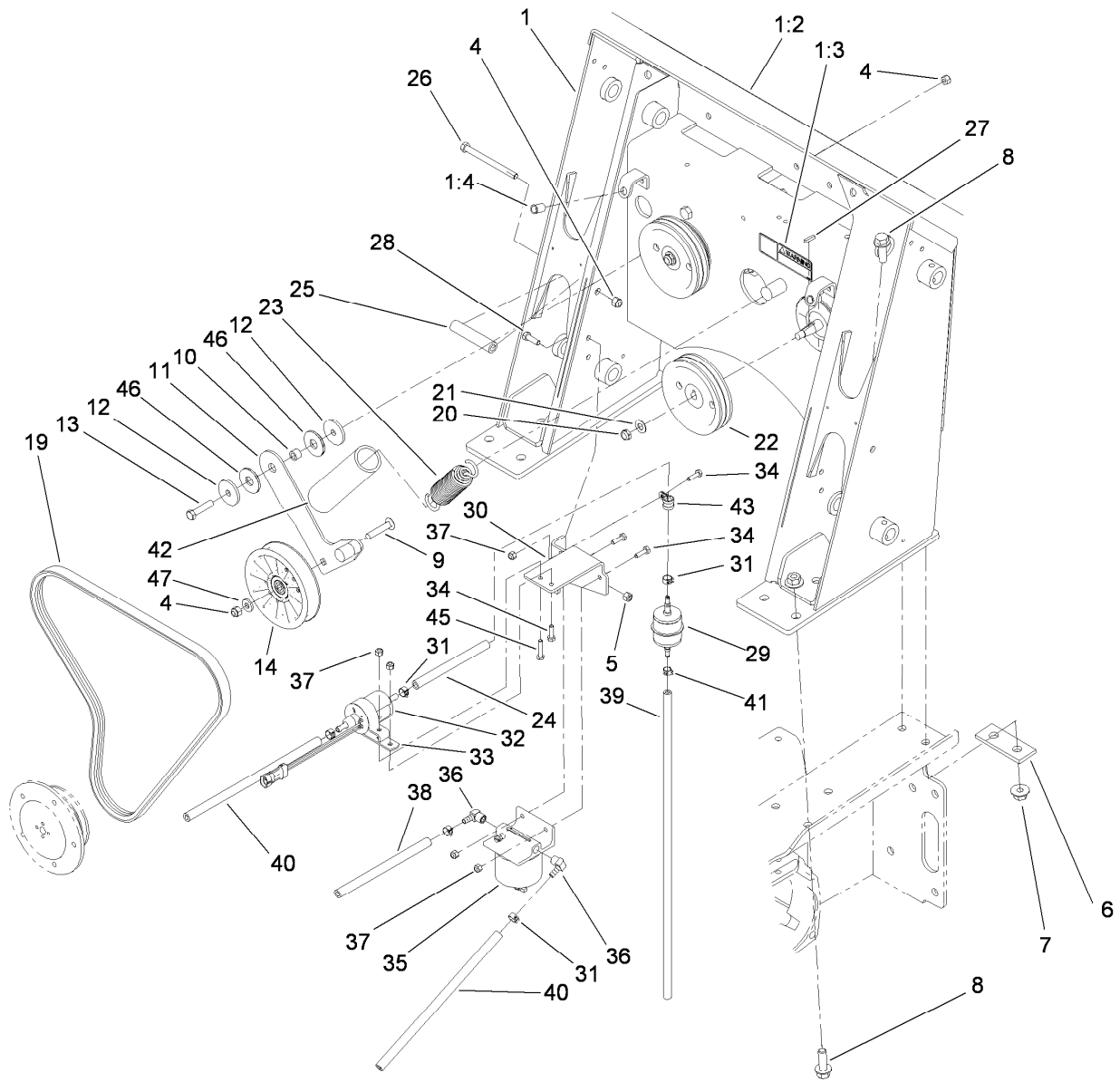
Parking Brake Assembly

<i>Ref.</i>	<i>Part Number</i>	<i>Qty.</i>	<i>Description</i>	<i>Ref.</i>	<i>Part Number</i>	<i>Qty.</i>	<i>Description</i>
1	233-21	1	Knob	17	100-4697	1	Tube-Convolute
2	112-2694-03	1	Handle-Brake	18	93-2368	1	Bushing-Flange
4	3272-1	1	Pin-Cotter	19	115-4854-03	1	Bracket-Cable, Spring
5	283-67	1	Pin-Clevis	20	114-1254	1	Spring-Compression
6	100-6274	2	Tube-Guide	21	114-1255	1	Spacer-Spring
7	3245-20	2	Screw-Set	22	323-21	1	Screw-HH
8	100-1678	1	Spring	23	98-0691	1	Washer-Hardened
9	321-6	4	Screw-HH	24	112-2788-03	1	Bracket-Mounting, Brake RH
10	112-2789-03	1	Bar-Link, Brake RH	25	112-2733-03	1	Bracket-Mounting, Brake LH
11	112-2735-03	2	Plate-Brake	26	112-2734-03	1	Bar-Link, Brake LH
12	3296-42	4	Nut-Lock, NI	27	110-0224-03	1	Support-Bar, Brake
13	112-2791	1	Cable-Brake	28	32104-32	4	Screw-HWH
14	3296-39	2	Nut-Lock, NI	29	3234-17	2	Screw-HHF
15	112-2695	1	Spring-Leaf				
16	94-6177	1	Bolt-Shoulder				



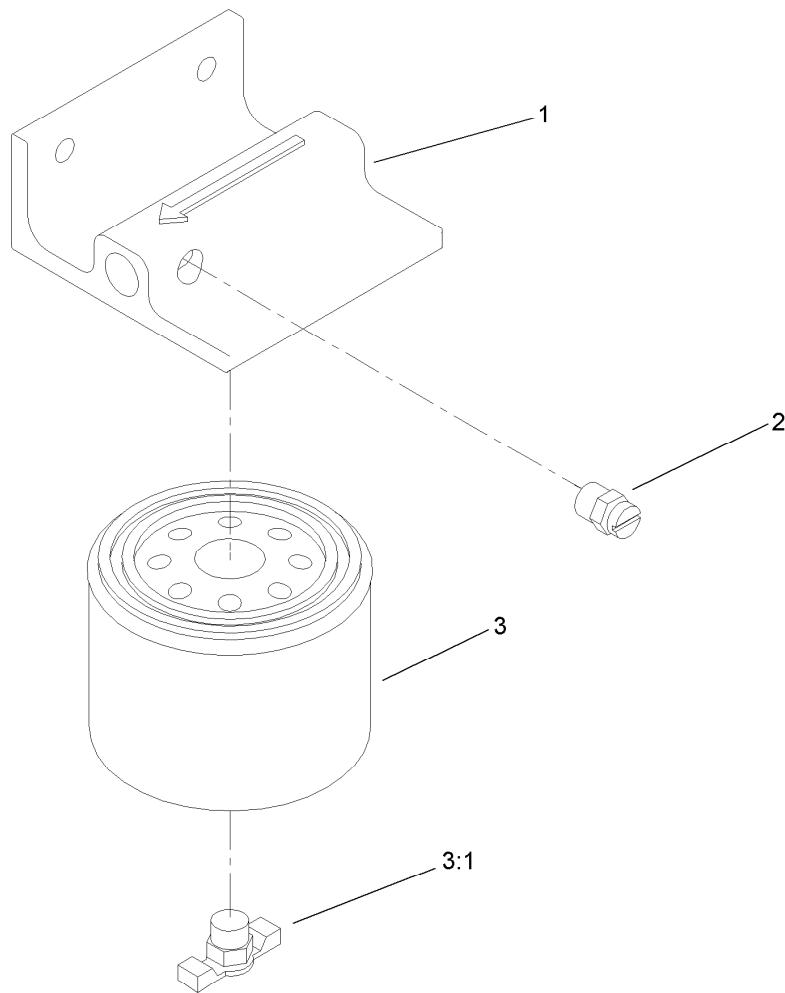
Loader Tower, Fuel Pump and Drive Assembly

Ref.	Part Number	Qty.	Description	Ref.	Part Number	Qty.	Description
1	117-9987	1	Loader Tower ASM	25	100-1271	2	Tube-Spacer
1:2	117-9905	1	Decal-Panel, Control	26	323-23	2	Screw-HH
1:3	93-7814	1	Decal-Danger	27	3-6168	2	Key
1:4	32148-8	2	Nut-Clinch	28	322-5	2	Screw-HH
4	3296-39	4	Nut-Lock, NI	29	112-7836	1	Filter-Inline
5	3296-29	2	Nut-Lock, NI	30	117-1346-03	1	Bracket-Pump, Fuel
6	100-6123-01	2	Plate-Stiffener	31	92-2379	6	Clamp-Hose
7	32128-52	10	Nut-Lock, Flange	32	110-8806	1	Pump-Fuel
8	100-6116	10	Screw-HHF	33	110-8817	1	Bracket-Pump, Fuel
9	117-9971	1	Bolt-Carriage	34	321-5	4	Screw-HH
10	115-4986	1	Spacer	35	63-7650	1	Separator-Filter / Water
11	117-9968	1	Idler Arm ASM	36	353-781	2	Fitting-HYD, 90
12	115-1485	1	Washer-Plain	37	3296-42	5	Nut-Lock, NI
13	323-9	1	Screw-HH	38	110-4124	1	Hose-Fuel
14	119-2358	1	Pulley-Idler	39	109-0302	1	Hose-Fuel
19	108-6262	1	V-Belt	40	106-1126	1	Hose-Fuel
20	3296-38	2	Nut-Lock, NI	41	2412-98	2	Clamp-Hose
21	3256-25	2	Washer-Flat	42	112-2409	1	Retainer-Spring
22	106-5710-03	2	Pulley	43	2412-134	1	Clamp-R
23	105-0383	1	Spring-Extension	45	321-8	1	Screw-HH
24	108-3280	1	Hose-Fuel				



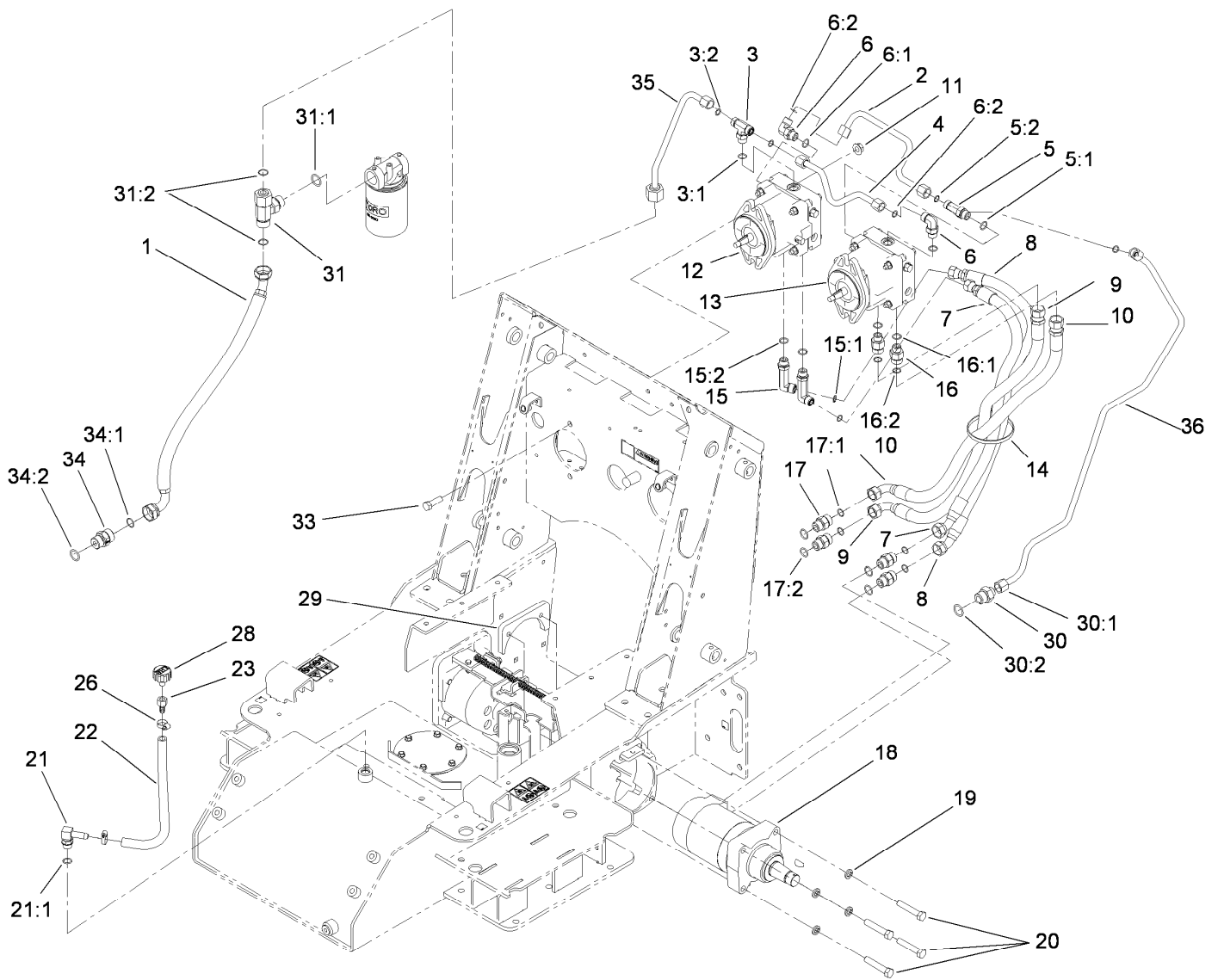
Loader Tower, Fuel Pump and Drive Assembly (continued)

<i>Ref.</i>	<i>Part Number</i>	<i>Qty.</i>	<i>Description</i>
46	114-0463	2	Washer-Friction, Composite
47	43-0940	1	Spacer



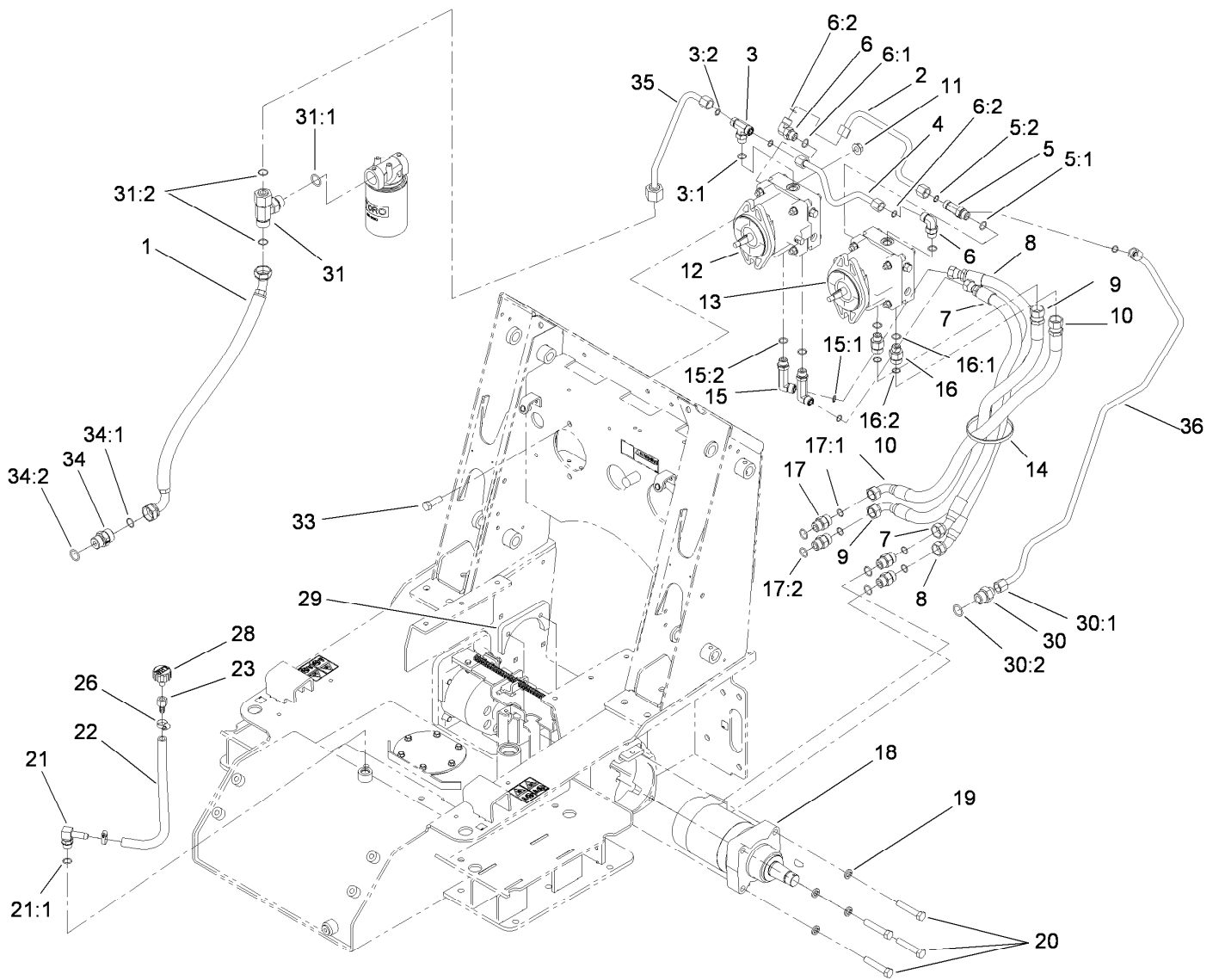
Filter / Water Separator Assembly No. 63-7650

<i>Ref.</i>	<i>Part Number</i>	<i>Qty.</i>	<i>Description</i>
1	63-8280	1	Head ASM
2	63-8290	1	Vent-Air
3	63-8300	1	Element-Spin On
3:1	63-8310	1	Valve-Drain



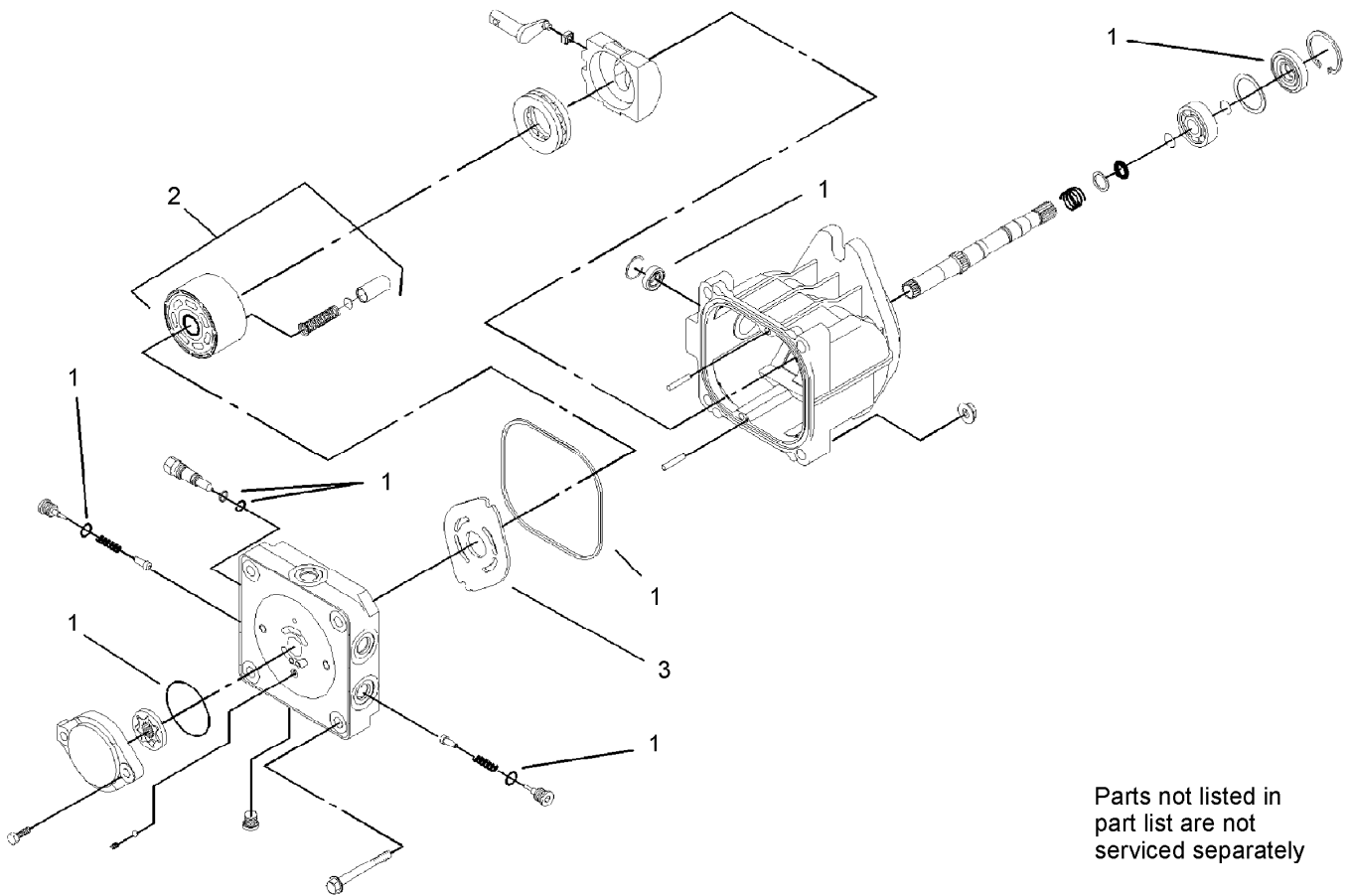
Traction Hydraulic Assembly

<i>Ref.</i>	<i>Part Number</i>	<i>Qty.</i>	<i>Description</i>	<i>Ref.</i>	<i>Part Number</i>	<i>Qty.</i>	<i>Description</i>
1	112-2562	1	Hose-HYD	15:1	237-30	1	O-Ring
2	98-0200	1	Tube-HYD	15:2	237-79	1	O-Ring
3	340-157	1	Fitting-HYD, Tee	16	340-155	2	Fitting-Straight
3:1	237-79	1	O-Ring	16:1	237-79	1	O-Ring
3:2	237-30	2	O-Ring	16:2	237-151	1	O-Ring
4	106-9330	1	Tube-HYD	17	340-7	4	Fitting-Straight
5	340-109	1	Fitting-Tee	17:1	237-65	1	O-Ring
5:1	237-79	1	O-Ring	17:2	237-80	1	O-Ring
5:2	237-30	2	O-Ring	18	106-7654	2	HYD Motor ASM
6	340-98	2	Fitting-Elbow, 90 DEG	19	3253-7	8	Washer-Lock
6:1	237-79	1	O-Ring	20	115-4845	8	Screw-HH, TAP
6:2	237-30	1	O-Ring	21	354-134	1	Fitting-90
7	107-3631	1	Hose-HYD	21:1	237-79	1	O-Ring
8	107-3632	1	Hose-HYD	22	114-8599	1	Hose-Drain, Engine Oil
9	115-4827	1	Hose-HYD	23	354-94	1	Fitting-Female, Barbed
10	115-4826	1	Hose-HYD	26	2412-36	2	Clamp-Hose
11	32128-52	4	Nut-Lock, Flange	28	68-6150	1	Breather
12	106-9590	1	Pump-HYD, RH	29	98-2763-03	2	Plate-Mounting
13	106-9591	1	Pump-HYD, LH	30	100-4240	1	Fitting-STR
14	3334-945	1	Tie-Cable	30:1	237-30	1	O-Ring
15	99-6160	2	Fitting-Elbow, 90 Long	30:2	237-81	1	O-Ring



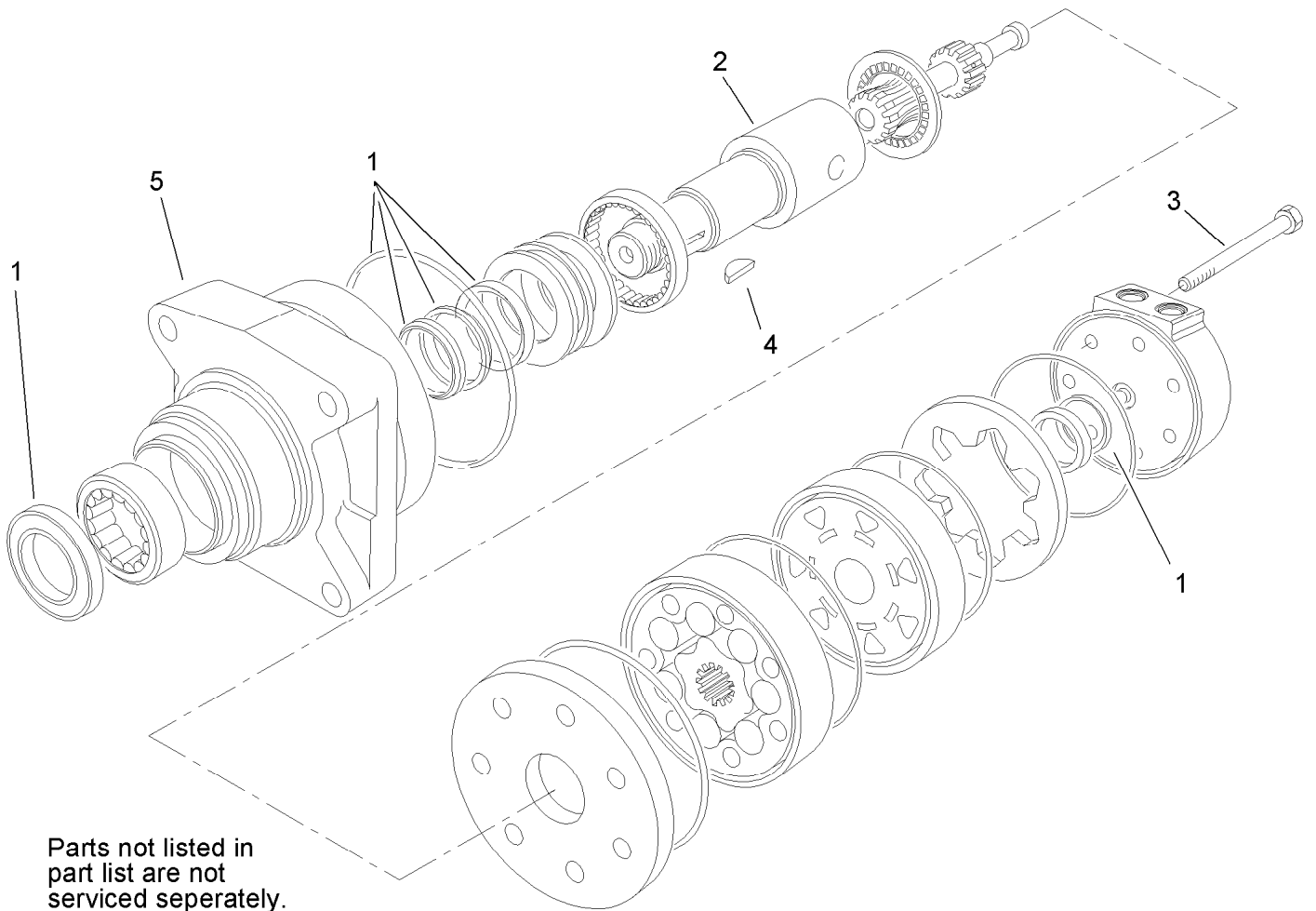
Traction Hydraulic Assembly (continued)

<i>Ref.</i>	<i>Part Number</i>	<i>Qty.</i>	<i>Description</i>	<i>Ref.</i>	<i>Part Number</i>	<i>Qty.</i>	<i>Description</i>
31	100-4836	1	Fitting-Tee	34:1	237-30	1	O-Ring
31:1	237-81	1	O-Ring	34:2	237-81	1	O-Ring
31:2	237-58	2	O-Ring	35	107-3634	1	Tube-HYD
33	325-6	4	Screw-HH	36	107-3633	1	Tube-HYD
34	108-6306	1	Valve-Check, HYD				



Hydraulic Pump Assembly No. 106-9590 and 106-9591

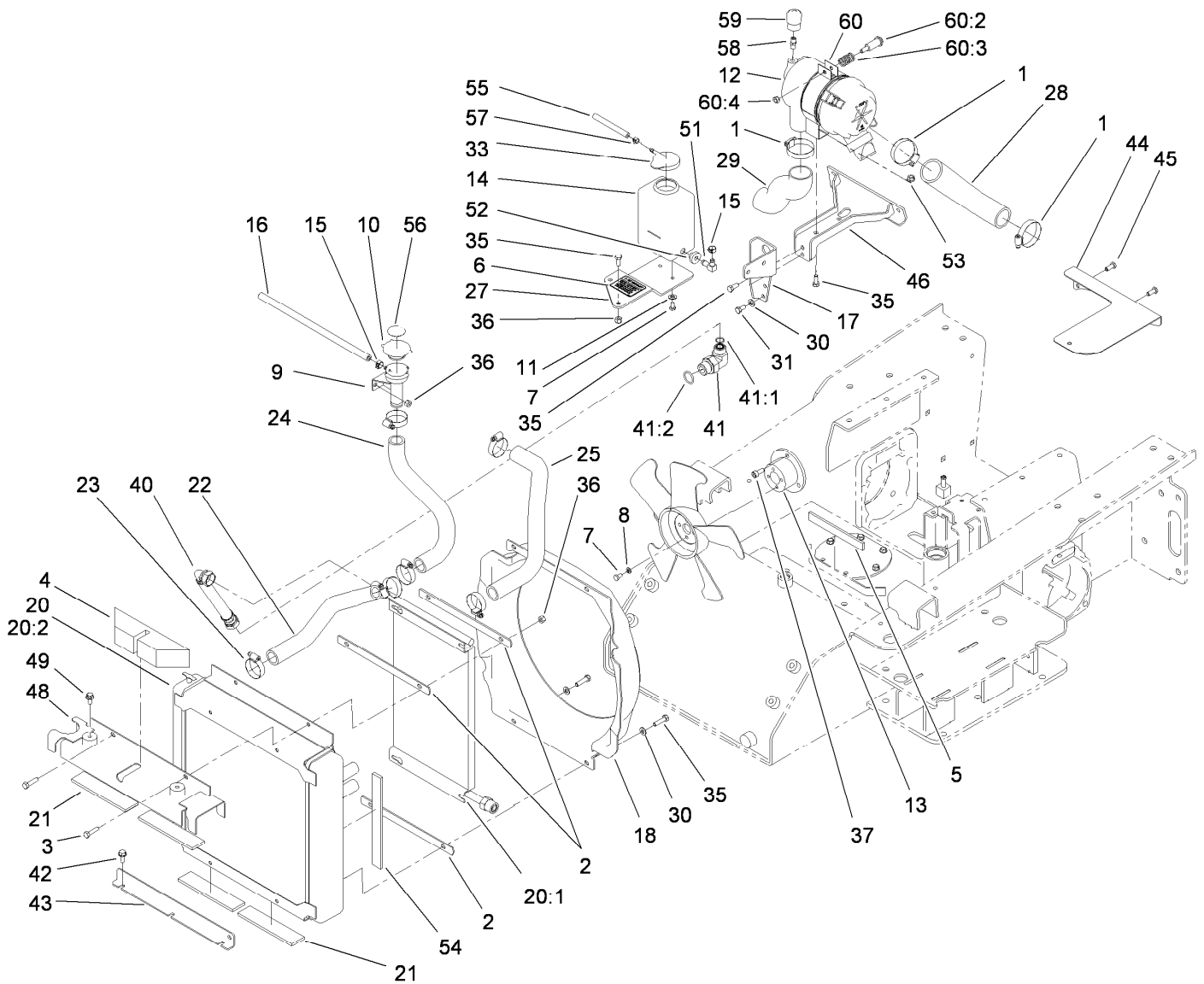
<i>Ref.</i>	<i>Part Number</i>	<i>Qty.</i>	<i>Description</i>
1	100-6110	1	Overhaul Seal Kit
2	94-1913	1	Cylinder Block ASM
3	100-6112	1	Plate-Valve



Parts not listed in
part list are not
serviced seperately.

Hydraulic Motor Assembly No. 106-7654

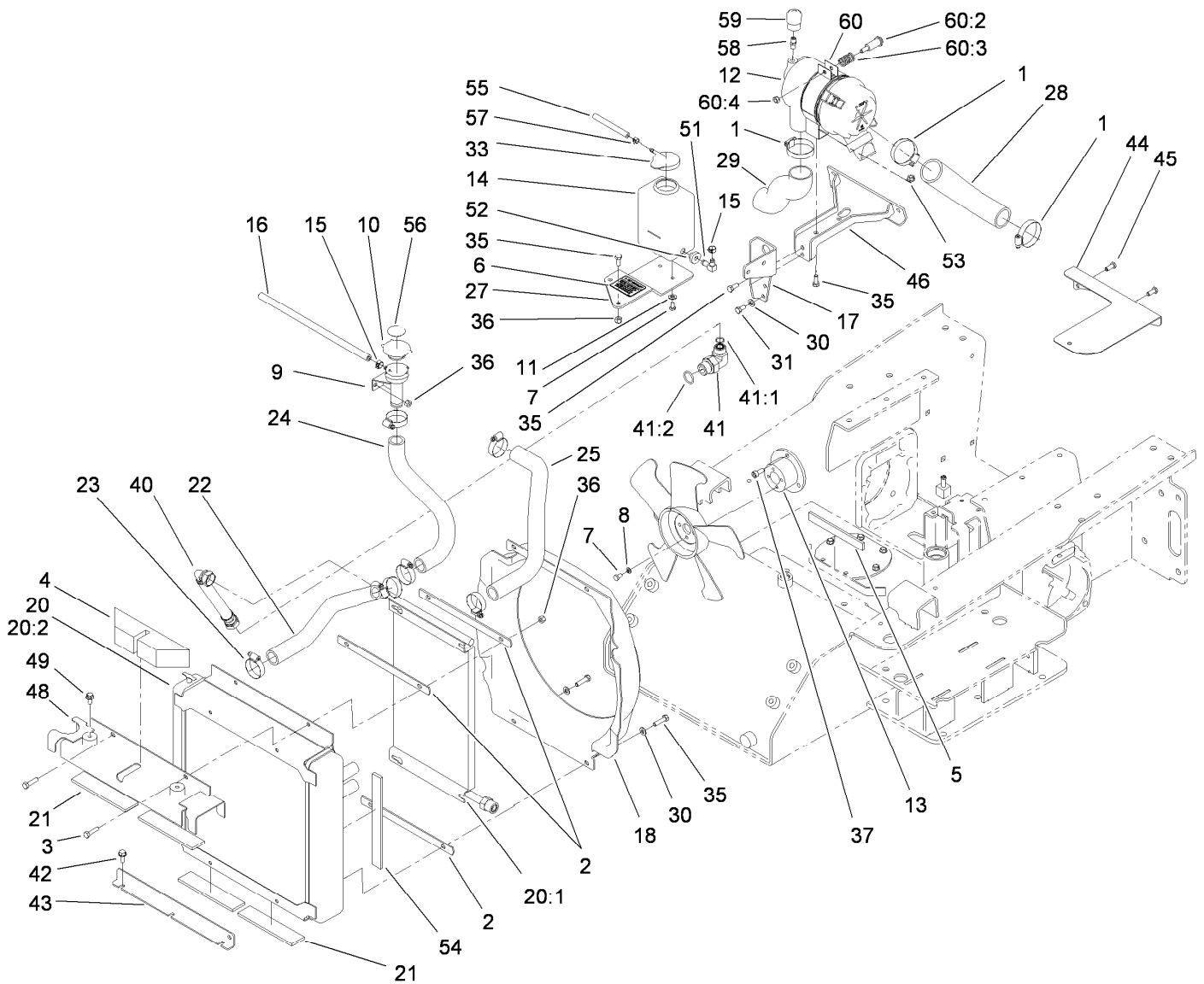
<i>Ref.</i>	<i>Part Number</i>	<i>Qty.</i>	<i>Description</i>
1	100-6131	1	Seal Kit
2	106-7645	1	Coupling-Shaft
3	100-4241	7	Screw-HH
4	3257-42	1	Key-Woodruff
5	108-5634	1	Motor Housing ASM



Radiator and Air Cleaner Assembly

Ref.	Part Number	Qty.	Description	Ref.	Part Number	Qty.	Description
1	2412-92	3	Clamp-Hose	20		1	Radiator And Oil Cooler ASM ●
2	108-6395-03	3	Plate-Backing	20:1	106-9597	1	Cooler-Oil, HYD
3	322-6	4	Screw-HH	20:2	106-9595	1	Radiator
4	108-6372	1	Seal-Foam	21	112-2401	4	Pad-Rubber
5	112-2466	1	Pad-Rubber	22	108-6309	1	Hose-Radiator
6	115-4865	1	Decal-Fill, Radiator	23	2412-34	6	Clamp-Hose
7	321-2	6	Screw-HH	24	108-6310	1	Hose-Radiator
8	3253-3	4	Washer-Lock	25	112-2459	1	Hose-Radiator, Lower
9	108-6312	1	Tube-Filler, Radiator	27	112-2458-03	1	Bracket-Tank, Overflow
10	93-5957	1	Cap-Radiator	28	108-6336	1	Hose-Air, Inlet
11	3256-22	2	Washer-Flat	29	112-2431	1	Hose-Air
12	117-9989	1	Air Cleaner ASM	30	3256-23	4	Washer-Plain
13	112-2576-03	1	Spacer-Machined	31	99-5132	2	Bolt
14	1-643163	1	Tank-Overflow	33	1-643164	1	Cap-Tank, Overflow
15	92-2379	2	Clamp-Hose	35	322-3	8	Screw-HH
16	110-4110	1	Hose-Fuel	36	3296-29	8	Nut-Lock, NI
17	107-3645-03	1	Mount-Filter, Air	37	108-6343	3	Screw-HSH,Lock
18	108-6347	1	Shroud-Fan				

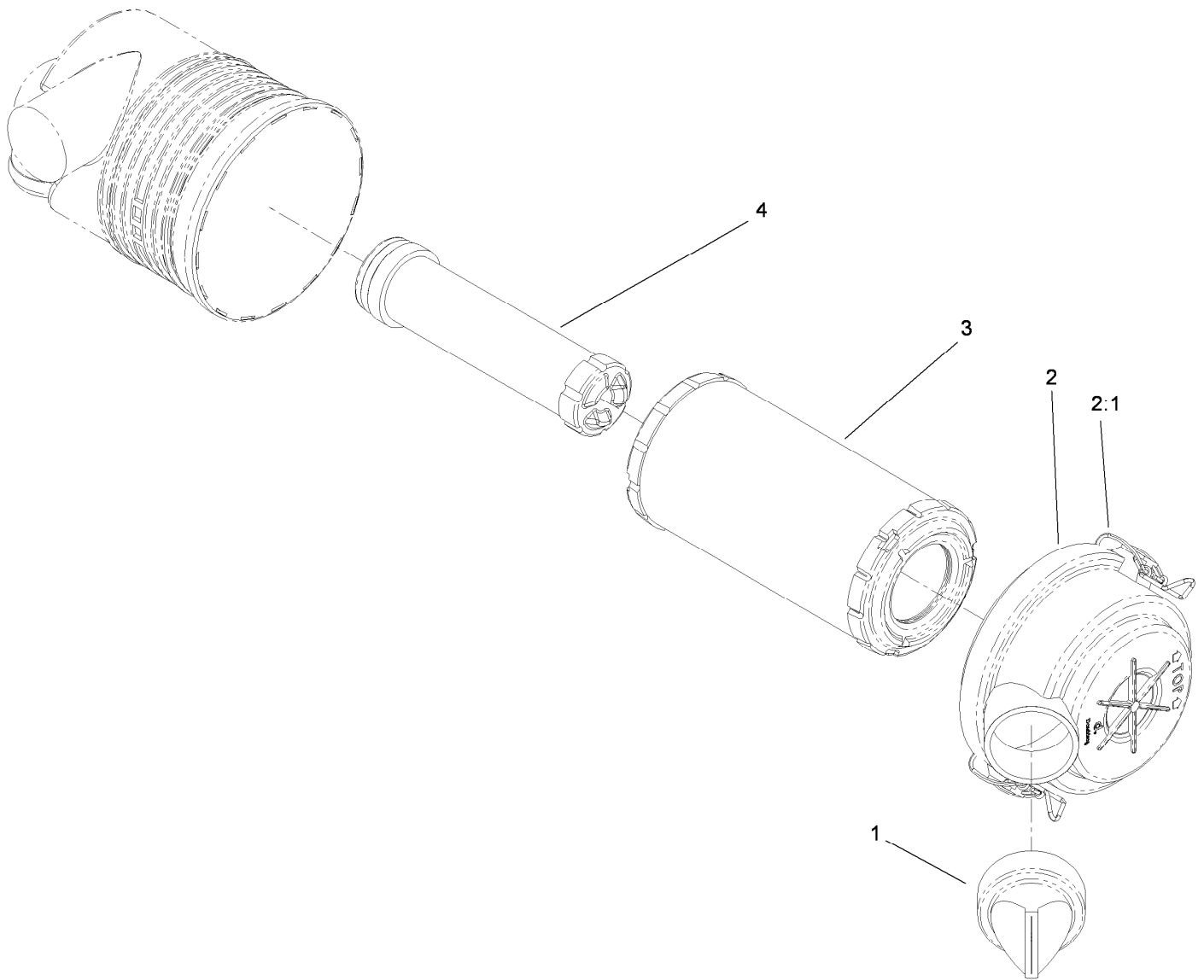
● Not serviced separately



Radiator and Air Cleaner Assembly (continued)

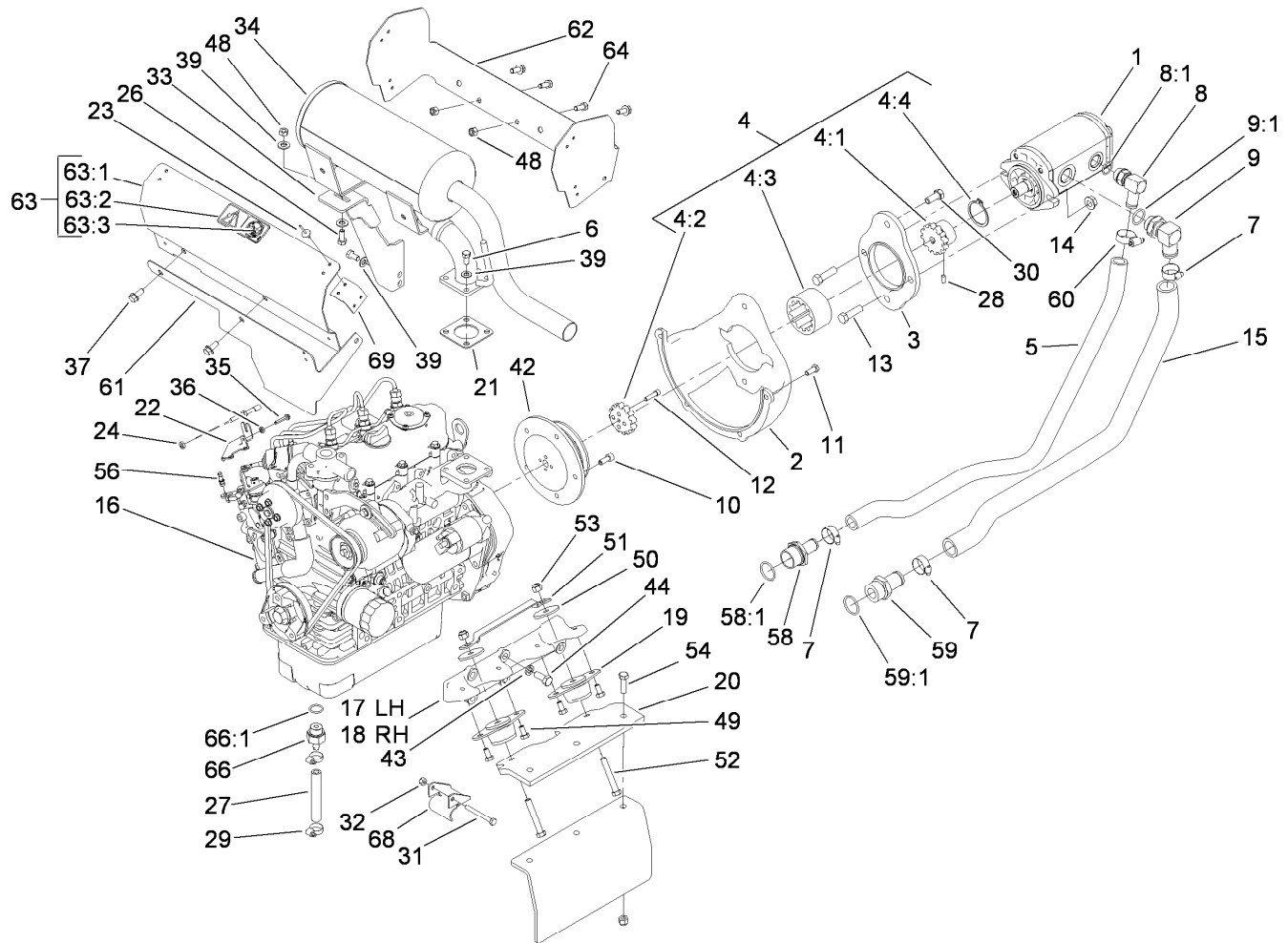
<i>Ref.</i>	<i>Part Number</i>	<i>Qty.</i>	<i>Description</i>	<i>Ref.</i>	<i>Part Number</i>	<i>Qty.</i>	<i>Description</i>
40	112-2442	1	Hose-HYD	53	32128-20	2	Nut-HF
41	340-139	1	Fitting-Elbow 90	54	112-2529	2	Foam-Seal
41:1	237-81	1	O-Ring	55	108-6344	1	Hose-Fuel
41:2	237-65	1	O-Ring	56	106-6755	1	Decal-Cap, Radiator
42	32144-11	3	Screw-HWH	57	2412-80	1	Clamp-Hose
43	108-6397-03	1	Mount-Radiator	58	105-4292	1	Nipple-Pipe
44	108-6362	1	Plate-Baffle, Starter	59	93-9164	1	Indicator-Mini
45	33114-020	2	Screw-HH	60	93-2191	1	Air Cleaner Mounting Band ASM
46	108-6390-03	1	Bracket ASM	60:2	94-3653	1	Bolt
48	112-2440-03	1	Bracket-Radiator	60:3	94-3654	1	Spring
49	3234-12	2	Screw-HHF	60:4	48-9510	1	*obs* Nut
51	46-6550	1	Fitting-Elbow, 90 DEG				
52	46-6560	1	Bushing				

● Not serviced separately



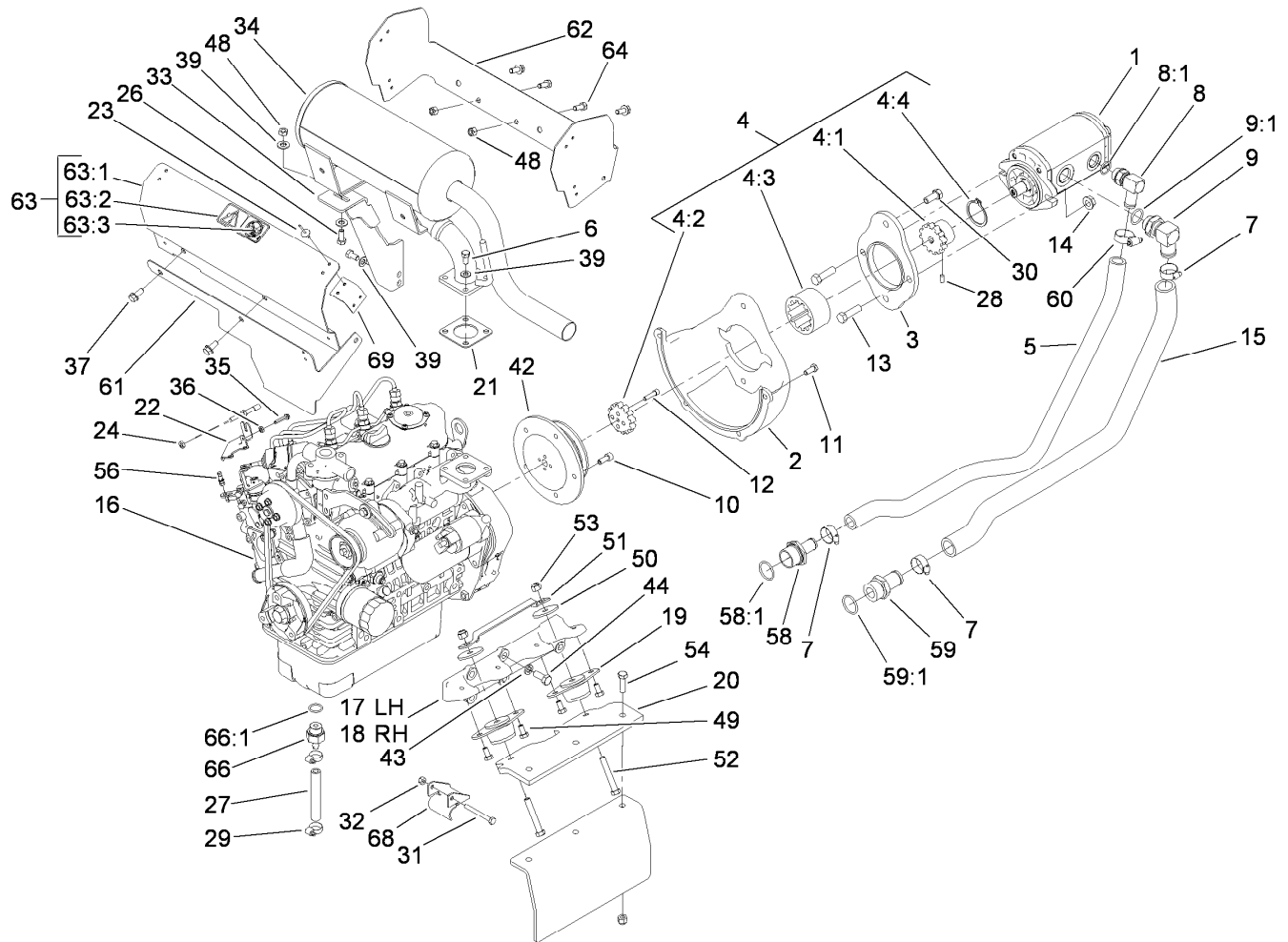
Air Cleaner Assembly No. 117-9989

<i>Ref.</i>	<i>Part Number</i>	<i>Qty.</i>	<i>Description</i>
1	87-9400	1	Valve-Vacuator
2	94-3652	1	Cover ASM
2:1	1-643283	2	Latch-Cleaner, Air
3	108-3811	1	Filter-Air V-Twin HD
4	98-2982	1	Filter-Element, Safety



Hydraulic Pump and Filter Assembly

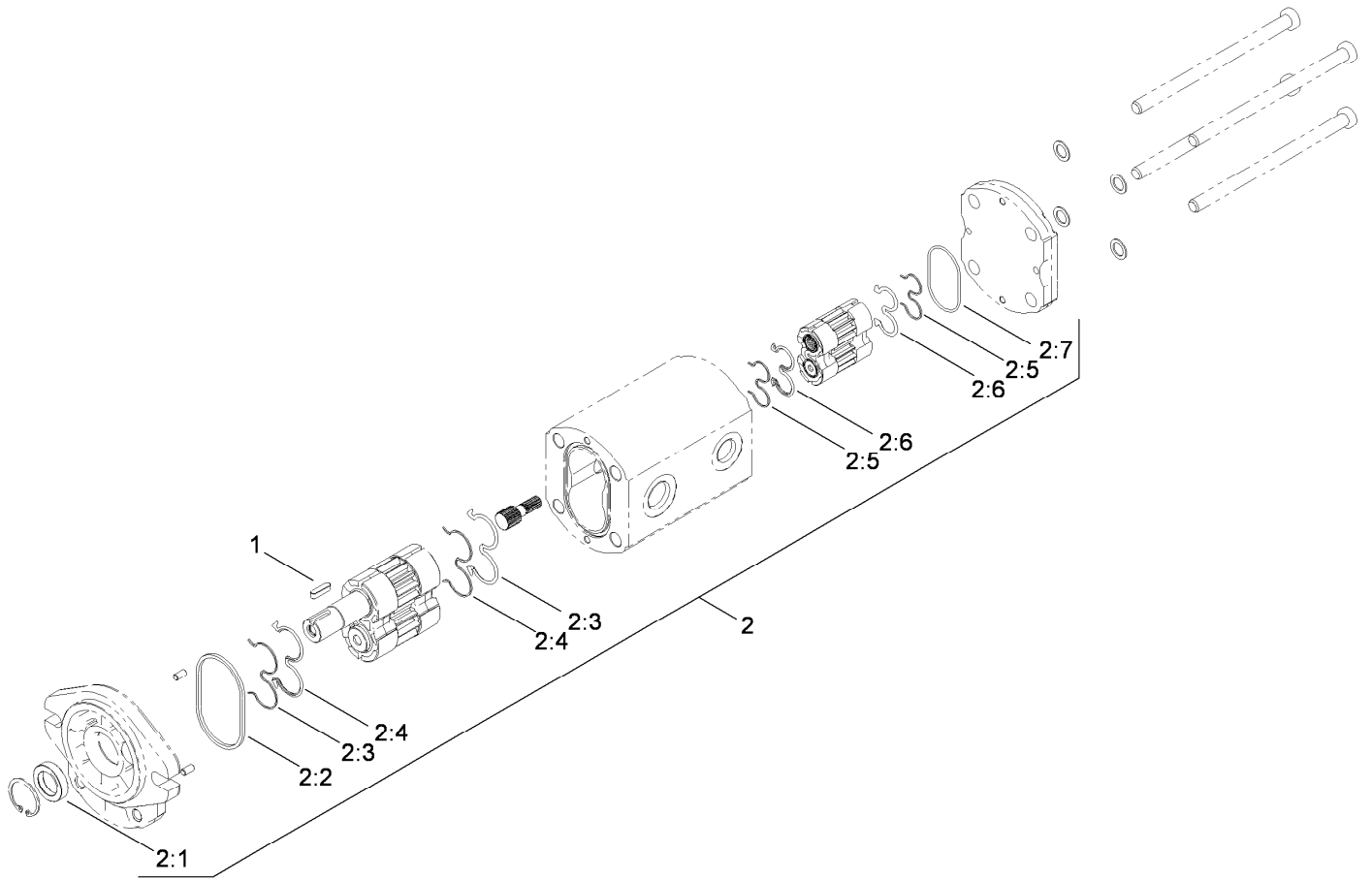
Ref.	Part Number	Qty.	Description	Ref.	Part Number	Qty.	Description
1	106-9589	1	Pump-HYD	22	108-5922	1	Bracket-Support, Throttle
2	108-6235-03	1	Pump-Mount	23	146489	16	Rivet
3	108-6211-03	1	Plate-Mount, Pump	24	3220-1	2	Nut-Jam
4	108-6314	1	Coupling ASM	26	322-4	1	Screw-HH
4:1	106-9562	1	Hub-Coupling	27	114-8599	1	Hose-Drain, Engine Oil
4:2	106-9587	1	Sleeve-Hub	28	3245-9	1	Screw-Set, HSH
4:3	106-9561	1	Sleeve-Coupling	29	2412-36	2	Clamp-Hose
4:4	108-6383	1	Ring-Snap, Coupling	30	324-4	2	Screw-HH
5	108-6315	1	Hose-Formed, Suction	31	321-18	2	Screw-HH
6	99-5132	6	Bolt	32	32152-4	2	Nut-Lock, Cone
7	2412-34	3	Clamp-Hose	33	112-2403-03	1	Support-Muffler
8	87-8170	1	Fitting-90	34	106-9584	1	Muffler ASM
8:1	237-80	1	O-Ring	35	117-1701	1	Screw-HWHTF
9	100-4202	1	Fitting-90	36	3217-26	1	Nut-Hex
9:1	237-81	1	O-Ring	37	3234-5	4	Screw-HHF
10	108-6343	5	Screw-HSH,Lock	39	3256-23	8	Washer-Plain
11	33114-020	4	Screw-HH	42	112-2568-03	1	Pulley
12	3274-26	4	Screw-HSH	43	42-9600	10	Washer-Lock
13	324-6	2	Screw-HH	44	43-0090	10	Screw-HH
14	32128-42	2	Nut-HF	48	32152-1	6	Nut-Lock, Cone
15	108-6316	1	Hose-Formed, Suction	49	322-2	8	Screw-HH
16	112-2599	1	Engine-Kubota, D902	50	63-7400	4	Washer-Rebound
17	108-6269-03	1	Mount-Engine, LH	51	108-6340-03	2	Strap-Rebound
18	108-6271-03	1	Mount-Engine, RH	52	323-12	4	Screw-HH
19	107-3640	4	Mount-Engine	53	3296-39	10	Nut-Lock, NI
20	107-3617-03	2	Plate-Mount, Engine	54	323-7	6	Screw-HH
21	99-8343	1	Gasket-Muffler	56	108-5928	1	Swivel-Stop, Cable
				58	99-6932	1	Fitting-STR



Hydraulic Pump and Filter Assembly (continued)

Ref.	Part Number	Qty.	Description
58:1	237-117	1	O-Ring
59	354-78	1	Fitting-STR
59:1	237-146	1	O-Ring
60	2412-129	1	Clamp-Hose
61	108-6356	1	Plate-Baffle, Lower
62	108-6354	1	Plate-Baffle
63	112-2564	1	Heat Shield Baffle ASM
63:1	108-6355	1	Plate-Baffle, Muffler

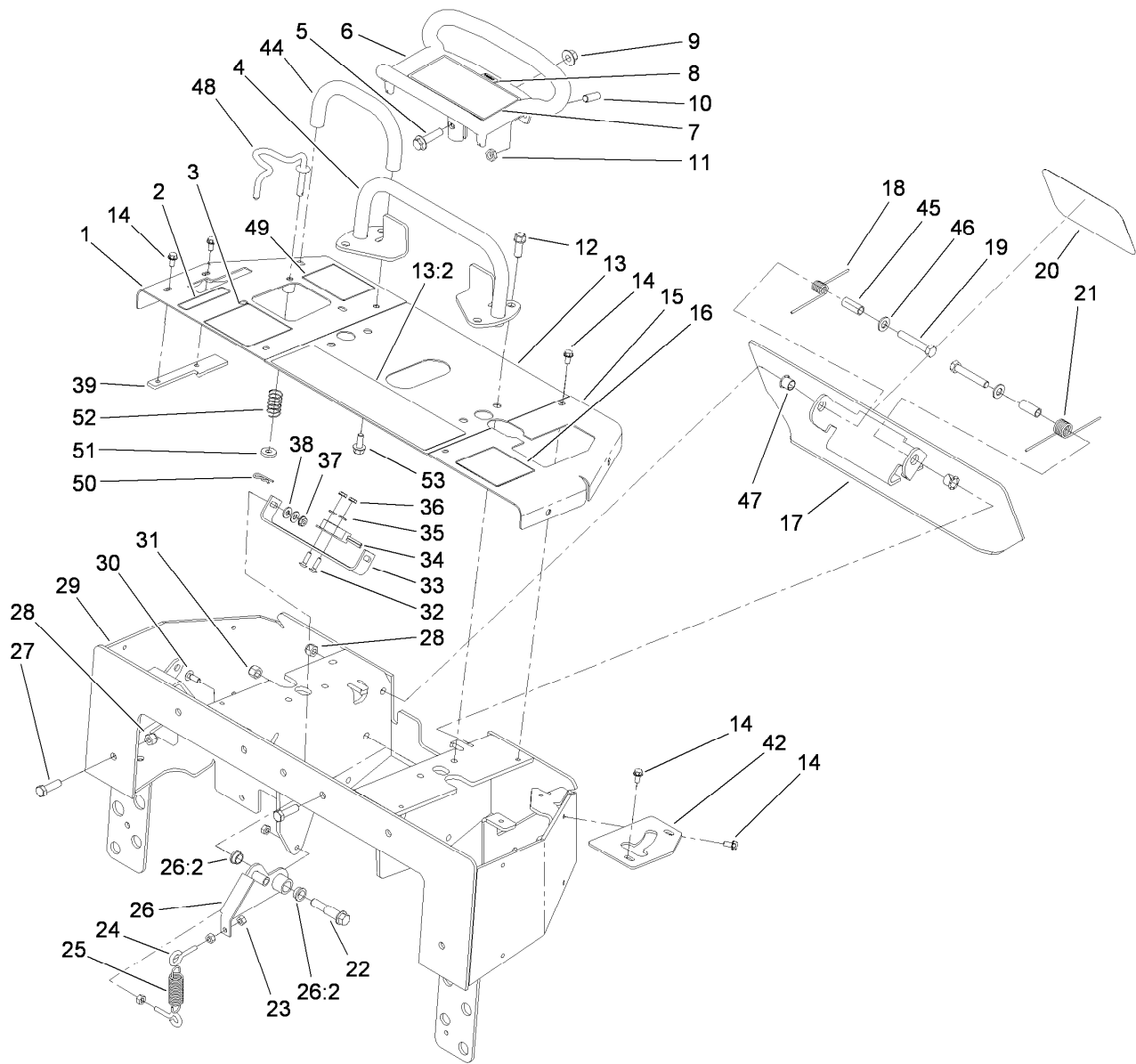
Ref.	Part Number	Qty.	Description
63:2	115-4882	1	Plate-Hot Surface
63:3	3269-31	2	Rivet-Pop
64	322-3	3	Screw-HH
66	114-8587	1	Fitting-Hose
66:1	98-9399	1	Gasket
68	112-2533-03	2	Guide-Cable
69	112-2449	4	Bracket-Shield



Hydraulic Pump Assembly No. 106-9589

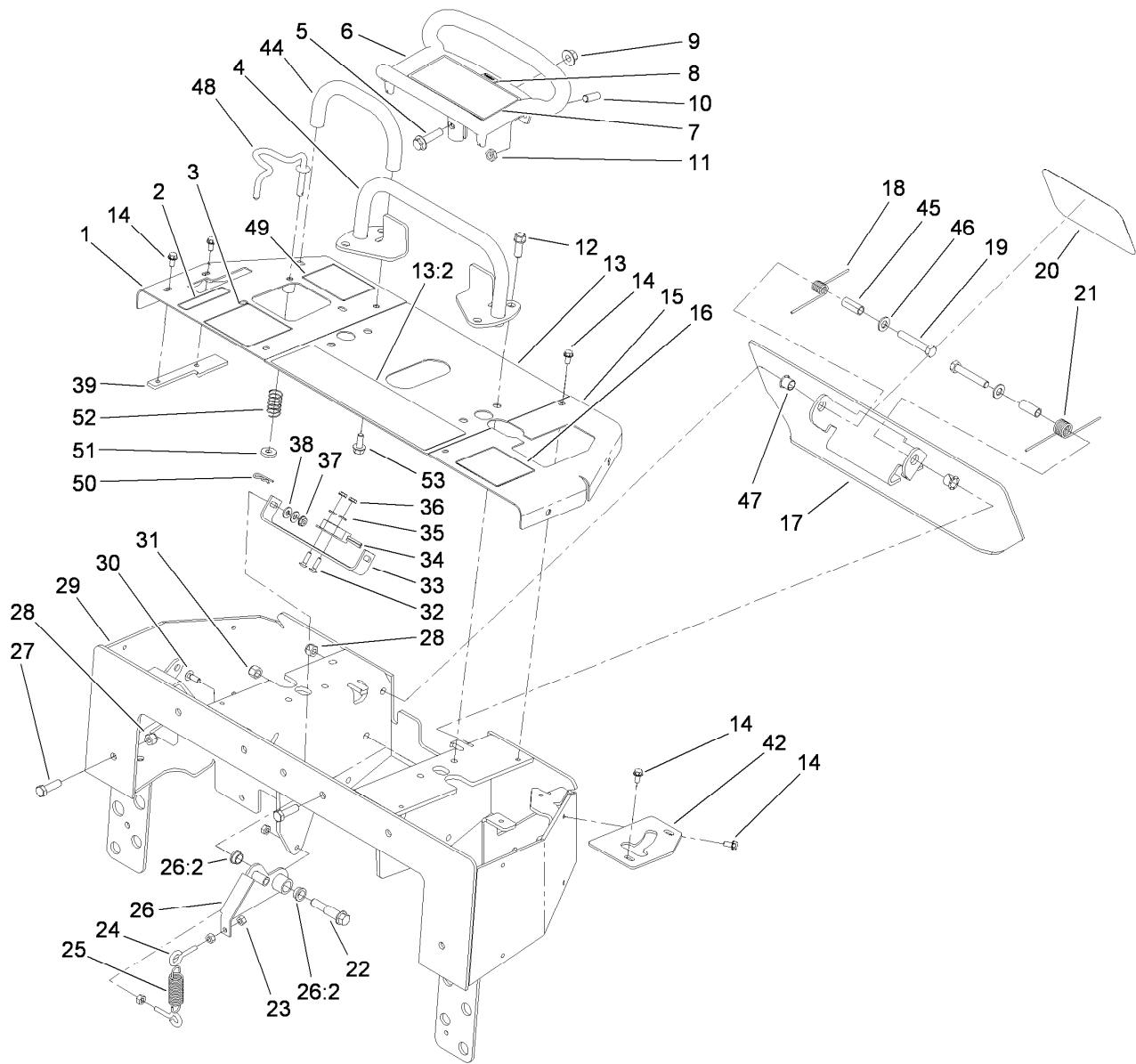
<i>Ref.</i>	<i>Part Number</i>	<i>Qty.</i>	<i>Description</i>
1	100-4238	1	Key-Square
2	107-9316	1	Seal Kit
2:1		1	Seal-Shaft ●
2:2		1	Seal-Square ●
2:3		2	Ring-Backup ●
2:4		2	Seal-Gear ●
2:5		2	Ring-Backup ●
2:6		2	Seal-Gear, Rear ●
2:7		1	Ring-Retaining ●

● Not serviced separately



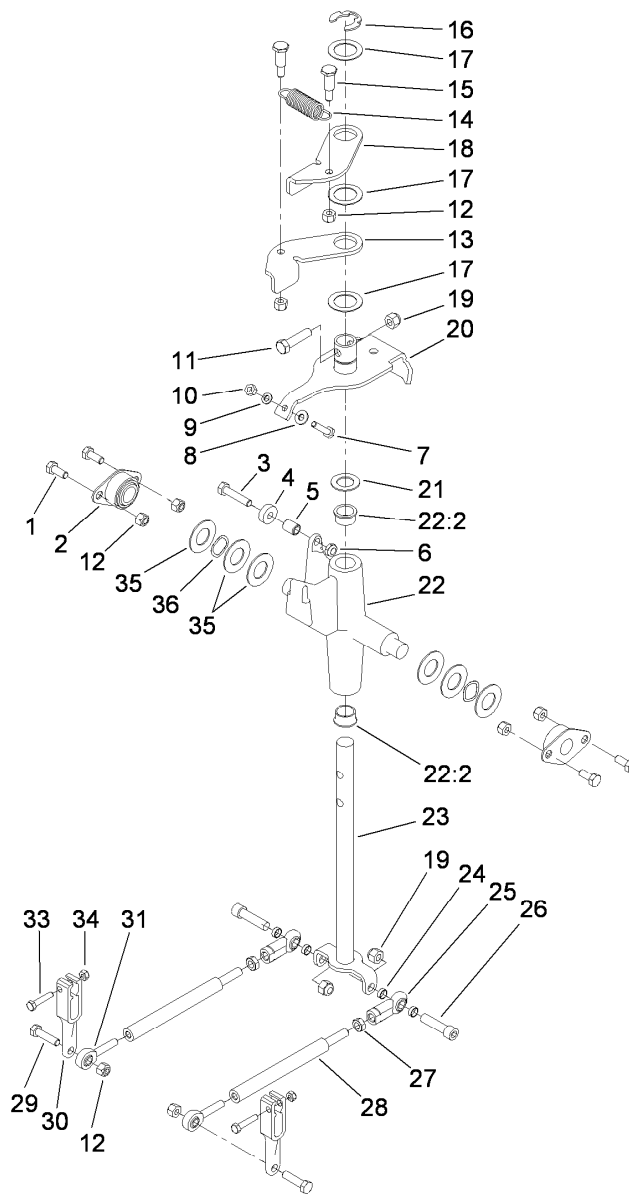
Control Panel Assembly

Ref.	Part Number	Qty.	Description	Ref.	Part Number	Qty.	Description
1	115-4836-01	1	Panel-RH	21	98-8424	1	Spring-Torsion, RH
2	115-4859	1	Decal-Brake	22	66-0560	1	Bolt-Shoulder
3	115-4857	1	Decal-Control, Loader	23	32128-32	4	Nut-HHF
4	106-7715	1	Bar-Reference	24	71-2870	2	Bolt-Eye
5	3234-18	1	Screw-HHF	25	108-4724	1	Spring-Extension
6	106-7614-03	1	Handle-Control	26	100-4203	1	Neutral Centering Lever ASM
7	115-4020	1	Decal-Traction	26:2	256-156	2	Bushing-Flange
8	98-1459	1	Decal	27	323-7	5	Screw-HH
9	32128-43	1	Nut-Flange	28	3296-39	7	Nut-Lock, NI
10	3247-6	2	Screw-Set	29	110-0228-01	1	Panel-Control
11	3218-3	2	Nut-Jam	30	3229-1	2	Screw-CARR
12	95-1726	4	Screw-Taptite	31	3296-6	1	Nut-Lock
13	108-4643	1	Center Panel ASM	32	3229-20	2	Screw-CARR
13:2	115-4860	1	Decal-Danger	33	100-1263	1	Plate-Switch
14	9266714	11	Screw-HWH	34	100-1270	1	Switch-Proximity
15	112-2737-01	1	Panel-LH	35	3256-51	2	Washer-Flat
16	115-4861	1	Decal-Control, Auxiliary	36	32149-7	2	Nut-Keps
17	112-2786-03	1	Plate-Reverse	37	32149-2	2	Nut-Keps
18	98-8425	1	Spring-Torsion, LH	38	3256-22	4	Washer-Flat
19	323-11	2	Screw-HH	39	112-2691-01	1	Plate-Locking, Brake
20	105-1217	1	Decal				



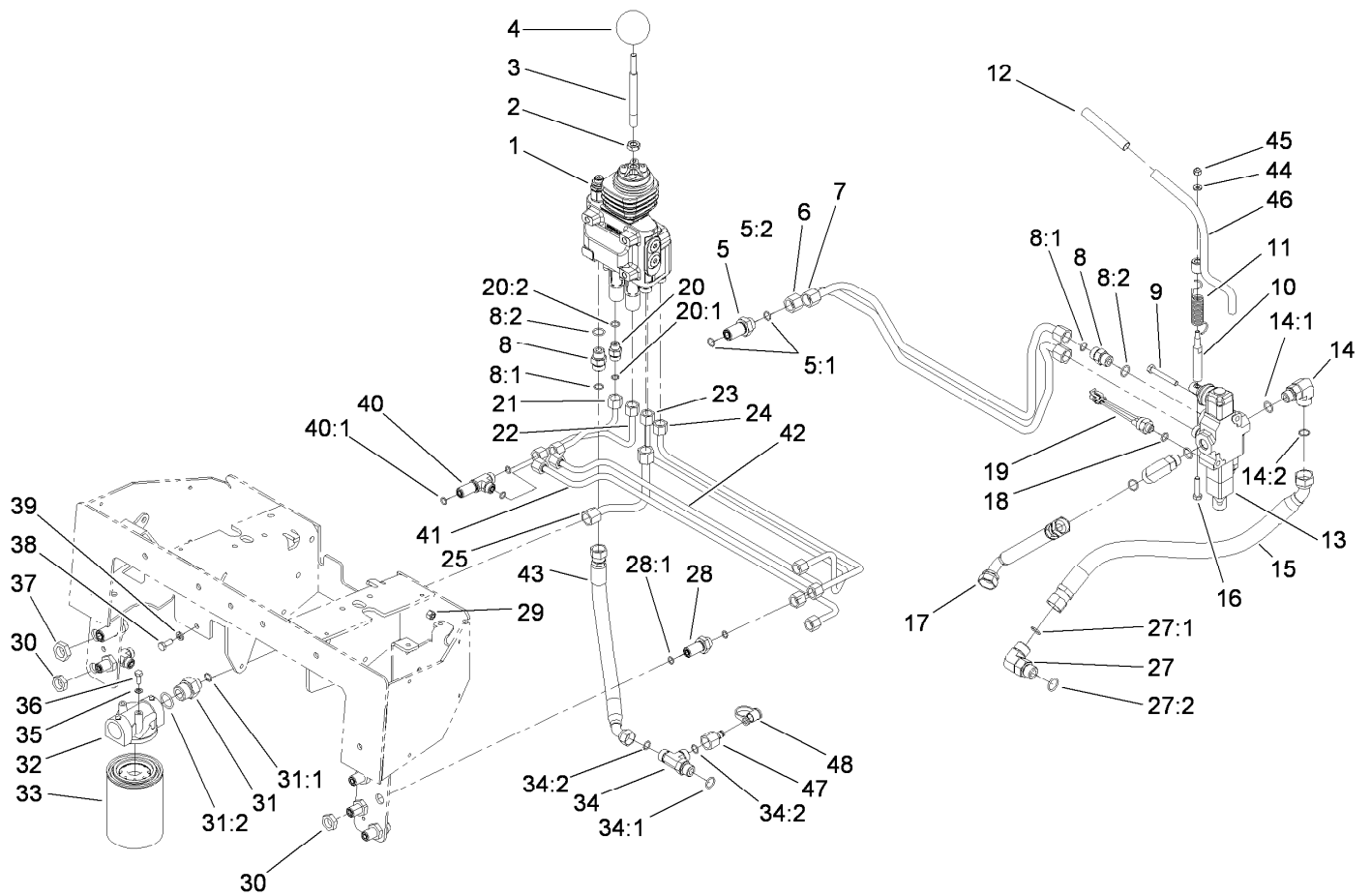
Control Panel Assembly (continued)

<i>Ref.</i>	<i>Part Number</i>	<i>Qty.</i>	<i>Description</i>	<i>Ref.</i>	<i>Part Number</i>	<i>Qty.</i>	<i>Description</i>
42	112-2749-01	1	Plate-Stop	49	115-4862	1	Decal-Loader Lock
44	112-2620	1	Bar-Reference	50	3290-307	1	Pin-Cotter
45	114-1337	2	Spacer-Spring	51	88-7200	1	Washer-Flat
46	3256-24	2	Washer-Plain	52	85-6750	1	Spring-Control
47	256-257	2	Bushing-Nyliner	53	3234-5	2	Screw-HHF
48	115-4580	1	Rod-Interlock				



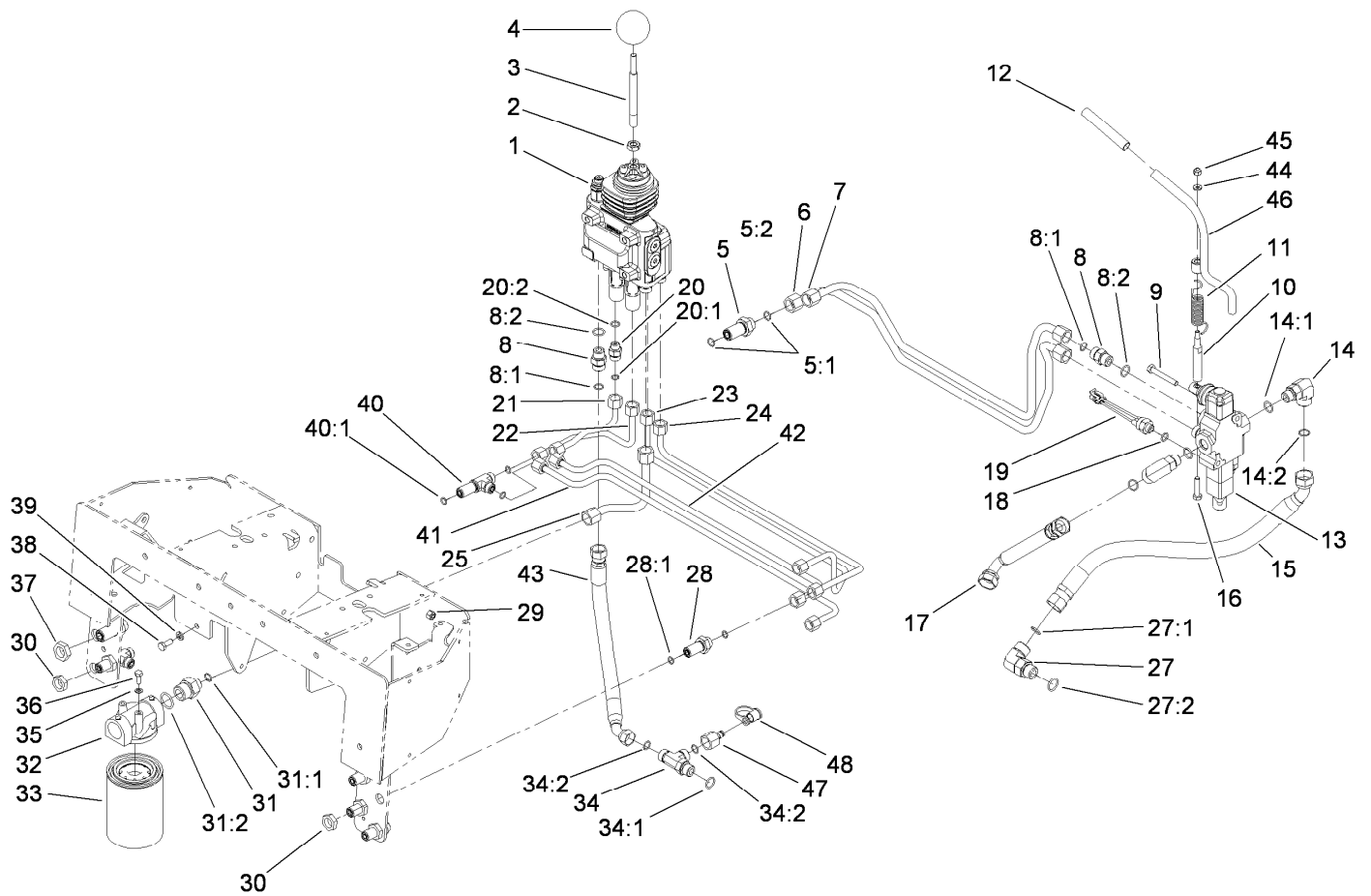
Traction Control Assembly

Ref.	Part Number	Qty.	Description	Ref.	Part Number	Qty.	Description
1	322-3	4	Screw-HH	19	3296-39	3	Nut-Lock, NI
2	68-2970	2	Bushing	20	112-2783	1	Lever-Pivot
3	322-7	1	Screw-HH	21	257-8	1	Washer-Thrust
4	251-259	1	Bearing-Ball	22	106-5737	1	Control Support ASM
5	88-7450	1	Spacer-Lever, Control	22:2	256-252	2	Bearing-Flange
6	3296-47	1	Nut-Lock,NI	23	117-6335	1	Rod-Drive
7	321-8	1	Screw-HH	24	117-9915	4	Spacer
8	3256-22	1	Washer-Flat	25	103-1167	2	Joint-Ball End, LH
9	3253-3	1	Washer-Lock	26	3274-2	2	Screw-HSH
10	3217-5	1	Nut-Hex	27	3220-16	2	Nut-Hex Jam, LH
11	323-8	1	Screw-HH	28	117-9900	2	Rod-Linkage
12	3296-29	8	Nut-Lock, NI	29	322-6	2	Screw-HH
13	98-8407	1	Lever-Return, RH	30	106-5739	2	Arm-Control, Pump
14	108-4724	1	Spring-Extension	31	117-9969	2	Bearing-Rod End, RH
15	63-2650	2	Screw-Shoulder	33	321-9	2	Screw-HH
16	32151-91	1	Ring-Retaining	34	3296-42	2	Nut-Lock, NI
17	108-9743	3	Washer-Plain	35	3256-39	6	Washer-Flat
18	98-8408	1	Lever-Return, LH	36	95-3703	2	Washer-Spring, Wave



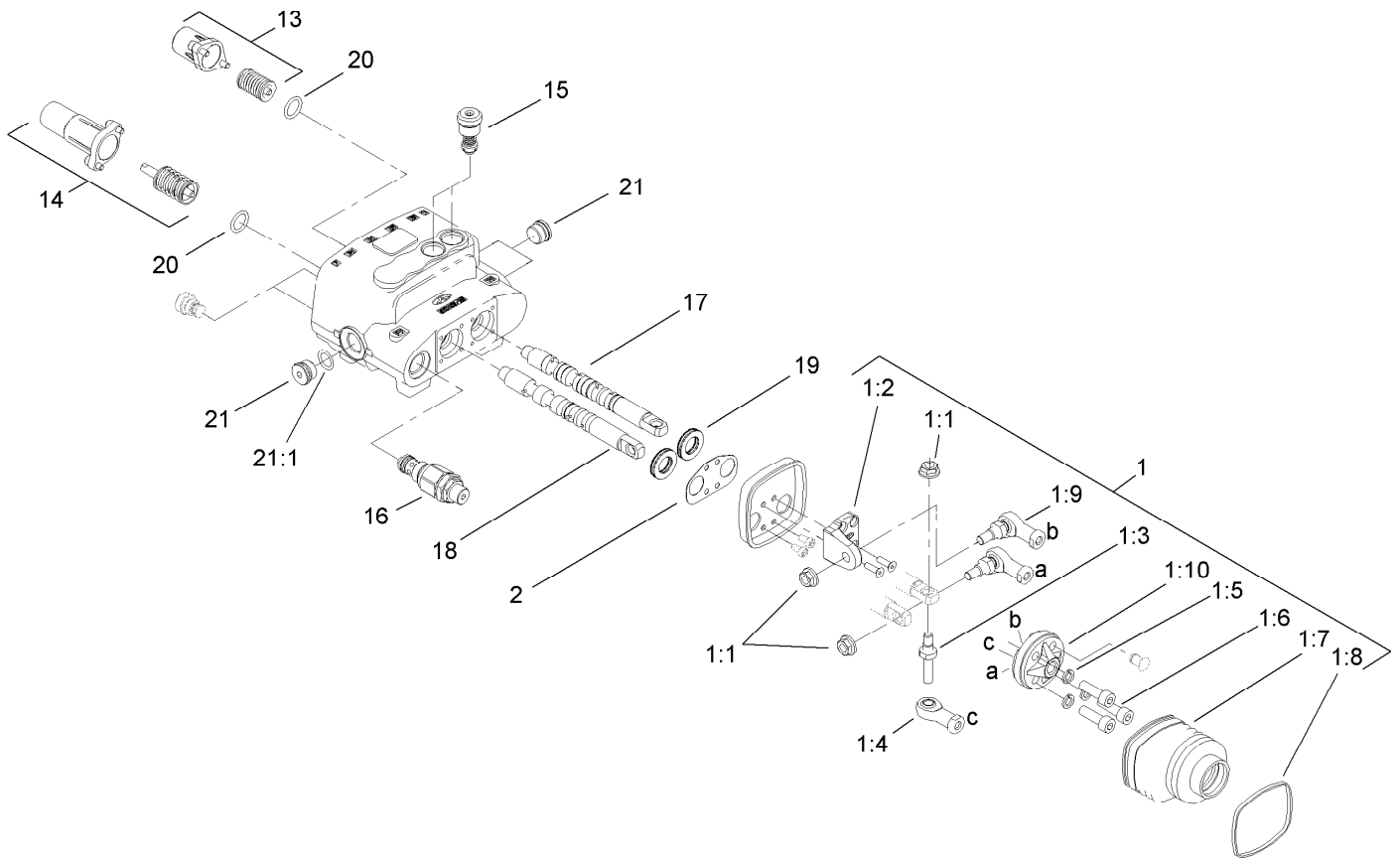
Principal Hydraulic Assembly

Ref.	Part Number	Qty.	Description	Ref.	Part Number	Qty.	Description
1	106-9307	1	2 Spool Valve ASM	20:1	237-22	1	O-Ring
2	51-2070	1	Nut	20:2	237-42	1	O-Ring
3	108-4675	1	Shaft-Handle, Loader	21	106-9315	1	Tube-HYD
4	233-21	1	Knob	22	106-9313	1	Tube-HYD
5	340-161	2	Fitting-Bulkhead	23	106-9312	1	Tube-HYD
5:1	237-30	2	O-Ring	24	106-9314	1	Tube-HYD
5:2	340-127	1	Nut-Bulkhead (Not Used In This Application)	25	106-9385	1	Tube-HYD
6	106-9310	1	Tube-HYD	27	340-17	1	Fitting-Elbow, 90 DEG
7	106-9311	1	Tube-HYD	27:1	237-65	1	O-Ring
8	340-4	4	Fitting-Straight	27:2	237-80	1	O-Ring
8:1	237-30	1	O-Ring	28	340-71	4	Fitting-Straight, Bulkhead
8:2	237-79	1	O-Ring	28:1	237-22	2	O-Ring
9	322-11	2	Screw-HH	29	3296-29	2	Nut-Lock, NI
10	104-2827	1	Spacer-Hiflo	30	340-70	6	Nut-Lock
11	112-2738	1	Spring-Torsion	31	100-4240	1	Fitting-STR
12	112-2605	1	Grip-Rubber	31:1	237-30	1	O-Ring
13	104-2831	1	1 Spool Valve ASM	31:2	237-81	1	O-Ring
14	340-153	2	Fitting-Elbow, 90 DEG	32	92-5821	1	Head-Filter
14:1	237-79	1	O-Ring	33	86-3010	2	Filter-Oil
14:2	237-151	1	O-Ring	34	340-109	1	Fitting-Tee
15	112-2561	1	Hose-HYD	34:1	237-79	1	O-Ring
16	48-7740	1	Screw	34:2	237-30	2	O-Ring
17	112-2443	1	Hose-HYD	35	3253-3	2	Washer-Lock
18	237-42	1	O-Ring	36	321-4	2	Screw-HH
19	72-4310	1	Switch-Ball	37	340-127	2	Nut-Bulkhead
20	340-2	4	Fitting-Straight	38	322-3	3	Screw-HH
				39	3253-4	3	Washer-Lock
				40	340-68	2	Fitting-Tee, Bulkhead



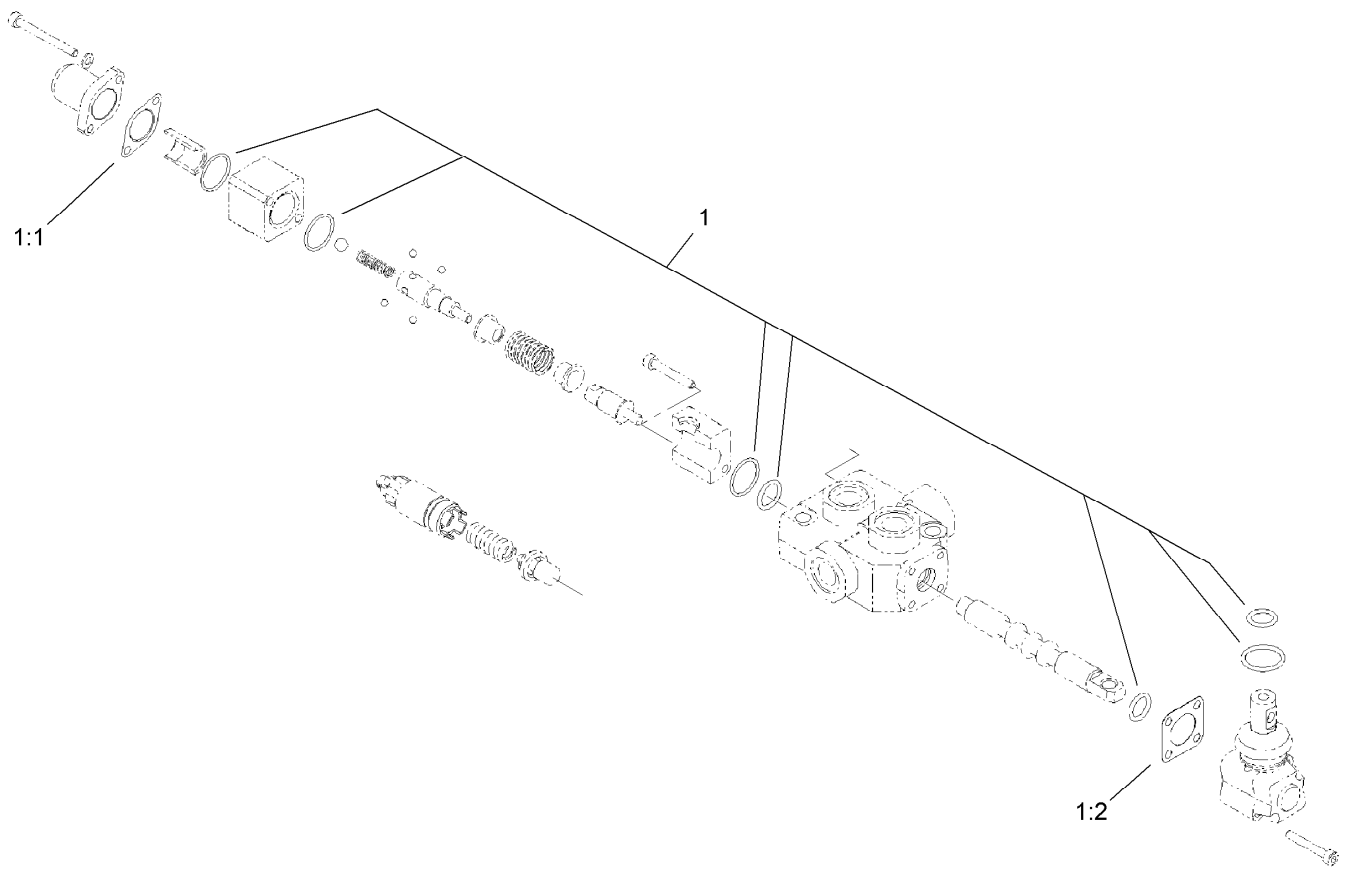
Principal Hydraulic Assembly (continued)

<i>Ref.</i>	<i>Part Number</i>	<i>Qty.</i>	<i>Description</i>	<i>Ref.</i>	<i>Part Number</i>	<i>Qty.</i>	<i>Description</i>
40:1	237-22	3	O-Ring	45	3296-42	1	Nut-Lock, NI
41	106-9316	1	Tube-HYD	46	112-2739	1	Lever-Auxiliary
42	106-9317	1	Tube-HYD	47	100-5616	1	Fitting
43	112-2560	1	Hose-HYD	48	354-79	1	Cap-Dust
44	3256-16	1	Washer-Flat				



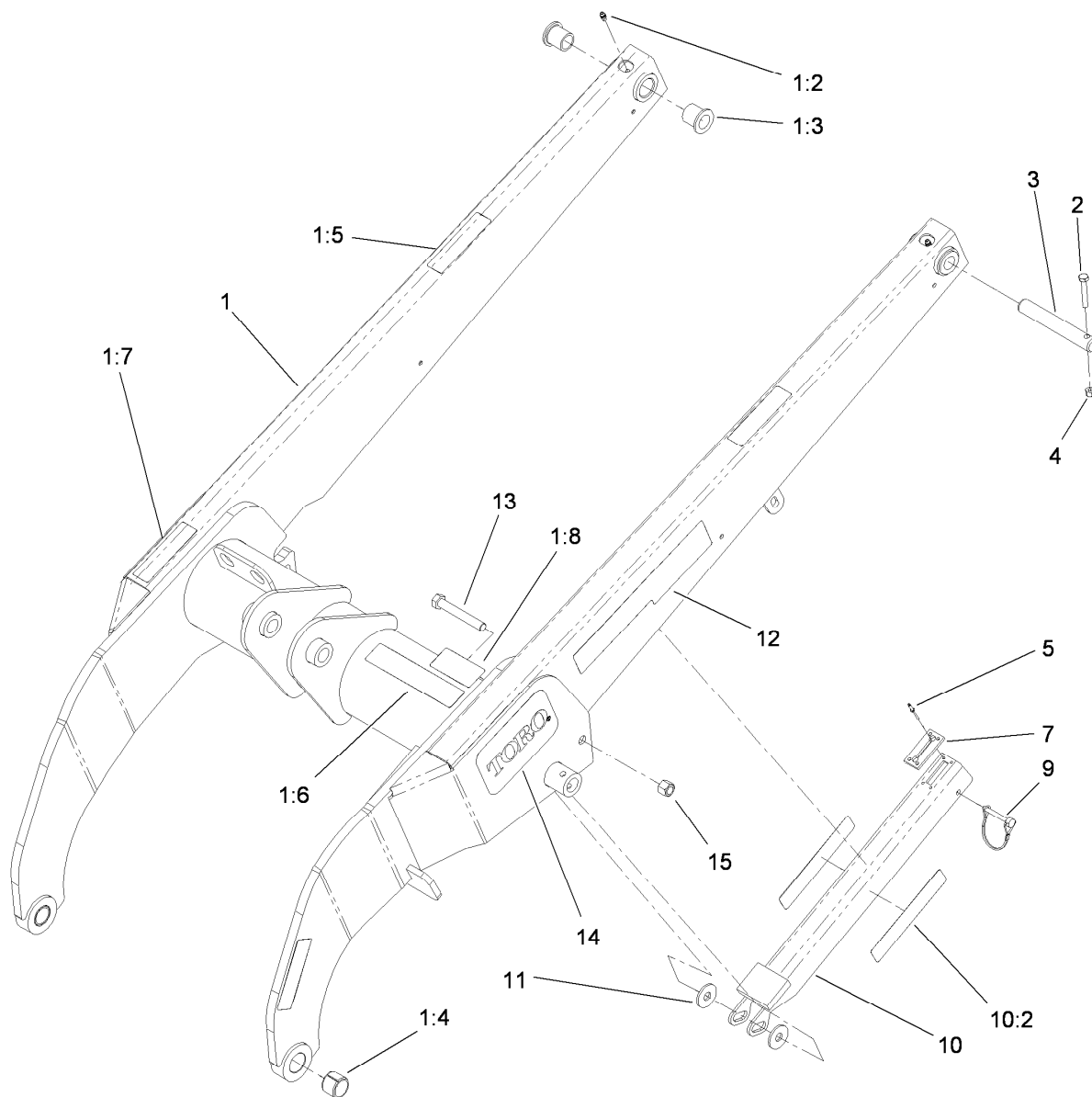
Two Spool Valve Assembly No. 106-9307

<i>Ref.</i>	<i>Part Number</i>	<i>Qty.</i>	<i>Description</i>
1	106-7724	1	Joystick Kit
1:1	98-0668	3	Nut
1:2	106-7726	1	Pivot-Joystick
1:3	106-7727	1	Pin-Joystick
1:4	106-7728	1	End-Rod
1:5	42-9850	3	Washer-Lock, Spring
1:6	98-5828	3	Screw-HSH
1:7	106-7729	1	Bellow-Rubber
1:8	3290-379	1	Tie-Cable
1:9	106-7730	2	Joint-Joystick
1:10	106-7731	1	Holder-Articulated
2	106-7725	1	Seal-Joystick
13	106-7732	1	Valve Spring Kit
14	106-7733	1	Detent Spring Kit
15	106-7734	2	Valve-Relief
16	106-7735	1	Valve-Relief, Main
17	106-7736	1	Spool-Valve
18	106-7737	1	Spool-Valve
19	106-7738	2	Seal-Valve, Spool
20	106-7719	2	Seal-Valve
21	353-988	3	Plug-Hex
21:1	237-79	1	O-Ring



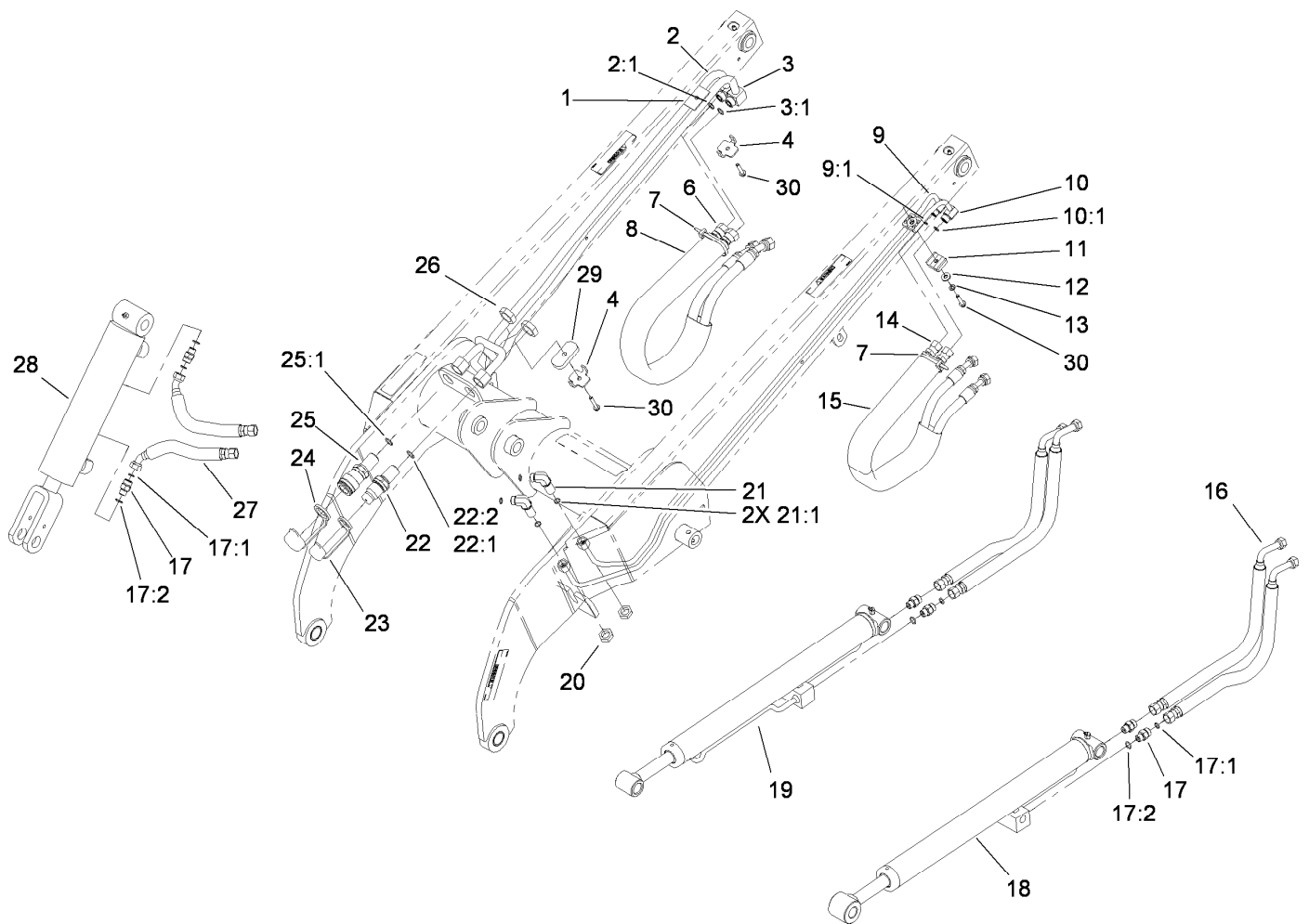
One Spool Valve Assembly No. 104-2831

<i>Ref.</i>	<i>Part Number</i>	<i>Qty.</i>	<i>Description</i>
1	99-4391	1	Seal Kit
1:1	99-3074	1	Gasket
1:2	99-3075	3	Gasket



Loader Arm Assembly

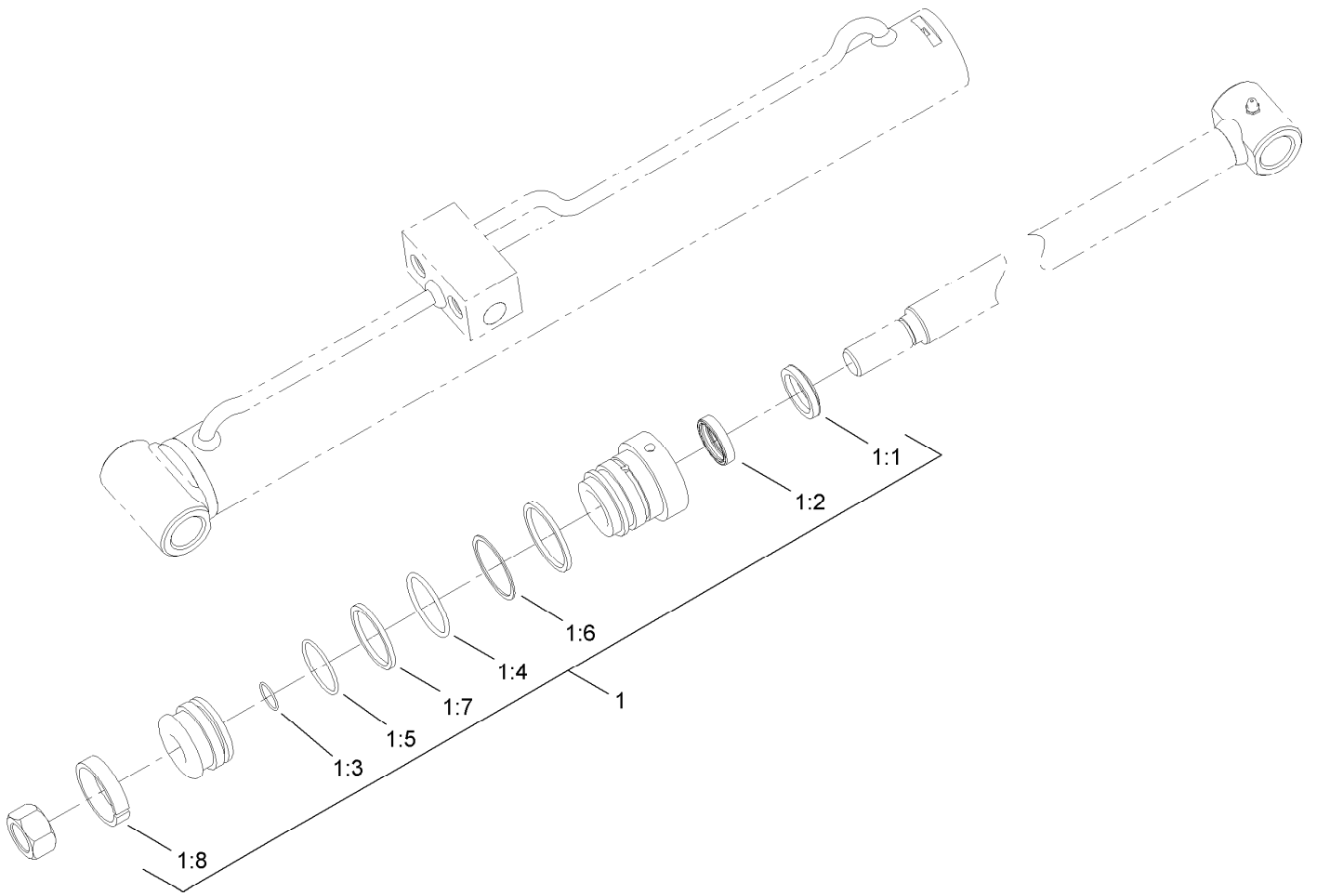
<i>Ref.</i>	<i>Part Number</i>	<i>Qty.</i>	<i>Description</i>	<i>Ref.</i>	<i>Part Number</i>	<i>Qty.</i>	<i>Description</i>
1	108-4638	1	Loader Arm ASM	5	95-1687	4	Rivet
1:2	302-5	2	Fitting-Grease	7	98-0083	1	Stop-Rubber
1:3	95-3577	4	Bushing	9	112-2583	1	Pin-Locking
1:4	98-4871	2	Bushing-Tension	10	108-4639	1	Locking Arm ASM
1:5	100-8821	4	Decal-Warning, Pinch	10:2	115-4858	2	Decal-Danger
1:6	115-4856	1	Decal-Caution	11	68-1440	2	Washer-Rubber
1:7	115-4855	1	Decal-Caution	12	115-4868	2	Decal
1:8	100-8822	1	Decal-No Rider	13	325-14	1	Screw-HH
2	322-10	7	Screw-HH	14	105-1217	2	Decal
3	104-2849	7	Pin-Locking	15	3296-23	1	Nut-Lock, NI
4	3296-29	7	Nut-Lock, NI				



Loader Arm Hydraulic Assembly

Ref.	Part Number	Qty.	Description	Ref.	Part Number	Qty.	Description
1	106-9366	1	Spacer-Hardline	17:1	237-22	1	O-Ring
2	108-6319	1	HYD Tube ASM	17:2	237-42	1	O-Ring
2:1	237-22	1	O-Ring	18	104-6267	1	LH Lift Cylinder ASM
3	112-2563	1	HYD Tube ASM	19	104-6269	1	RH Lift Cylinder ASM
3:1	237-22	1	O-Ring	20	340-70	2	Nut-Lock
4	98-0237	2	Plate-Clamp, Tube	21	340-154	2	Union-Bulkhead
6	98-0242	2	Hose-HYD	21:1	237-22	2	O-Ring
7	3290-378	2	Tie-Cable	22	105-8395	1	Bulkhead Nipple ASM
8	100-6128	1	Sleeve-Protective	22:1	237-65	1	O-Ring
9	106-9364	1	HYD Tube ASM	22:2	100-6120	1	Seal Kit ●
9:1	237-22	1	O-Ring	23	100-8815	1	Cap-Dust, Nipple
10	106-9365	1	HYD Tube ASM	24	100-8816	1	Cap-Dust, Coupler
10:1	237-22	1	O-Ring	25	105-8394	1	Bulkhead Coupler ASM
11	56-7973	2	Clamp-Tube	25:1	237-65	1	O-Ring
12	3256-2	1	Washer-Flat	26	340-74	2	Nut-Lock, Bulkhead
13	3253-3	1	Washer-Lock	27	98-0207	2	Hose-HYD
14	98-0213	2	Hose-HYD	28	105-8370	1	Tilt Cylinder ASM
15	100-6127	1	Sleeve-Protective	29	112-2565	1	Plate-Hardline
16	98-0216	4	Hose-HYD	30	94-2691	3	Screw-HWH Taptite
17	340-2	6	Fitting-Straight				

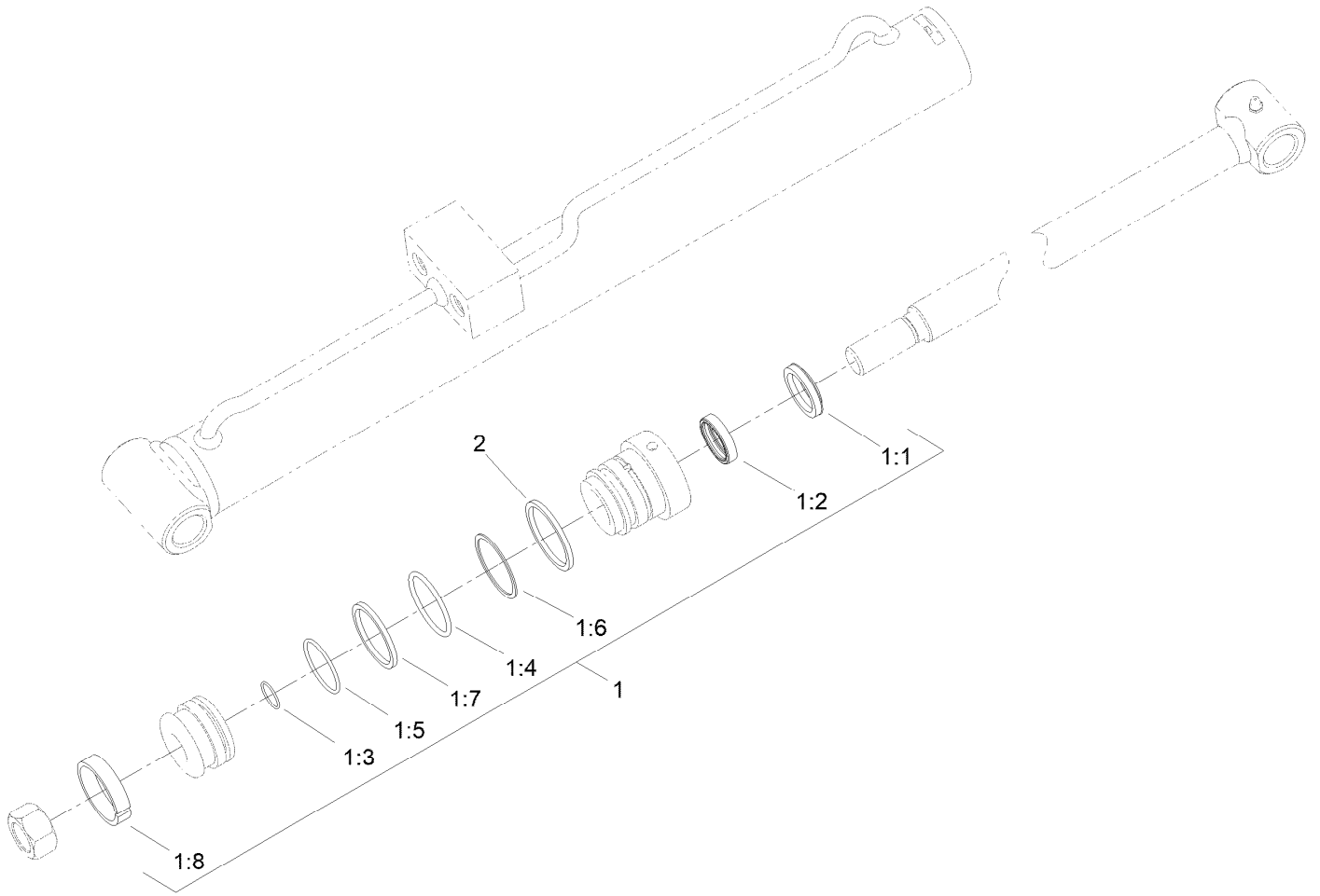
● Not illustrated



Left Hand Hydraulic Lift Cylinder Assembly No. 104-6267

Ref.	Part Number	Qty.	Description
1	104-6268	1	Seal Kit
1:1		1	Wiper ●
1:2		1	Seal ●
1:3		1	Ring-Retaining ●
1:4		1	Ring-Retaining ●
1:5		1	Ring-Retaining ●
1:6		1	Back-Up ●
1:7		1	Seal ●
1:8		1	Wear Ring ●

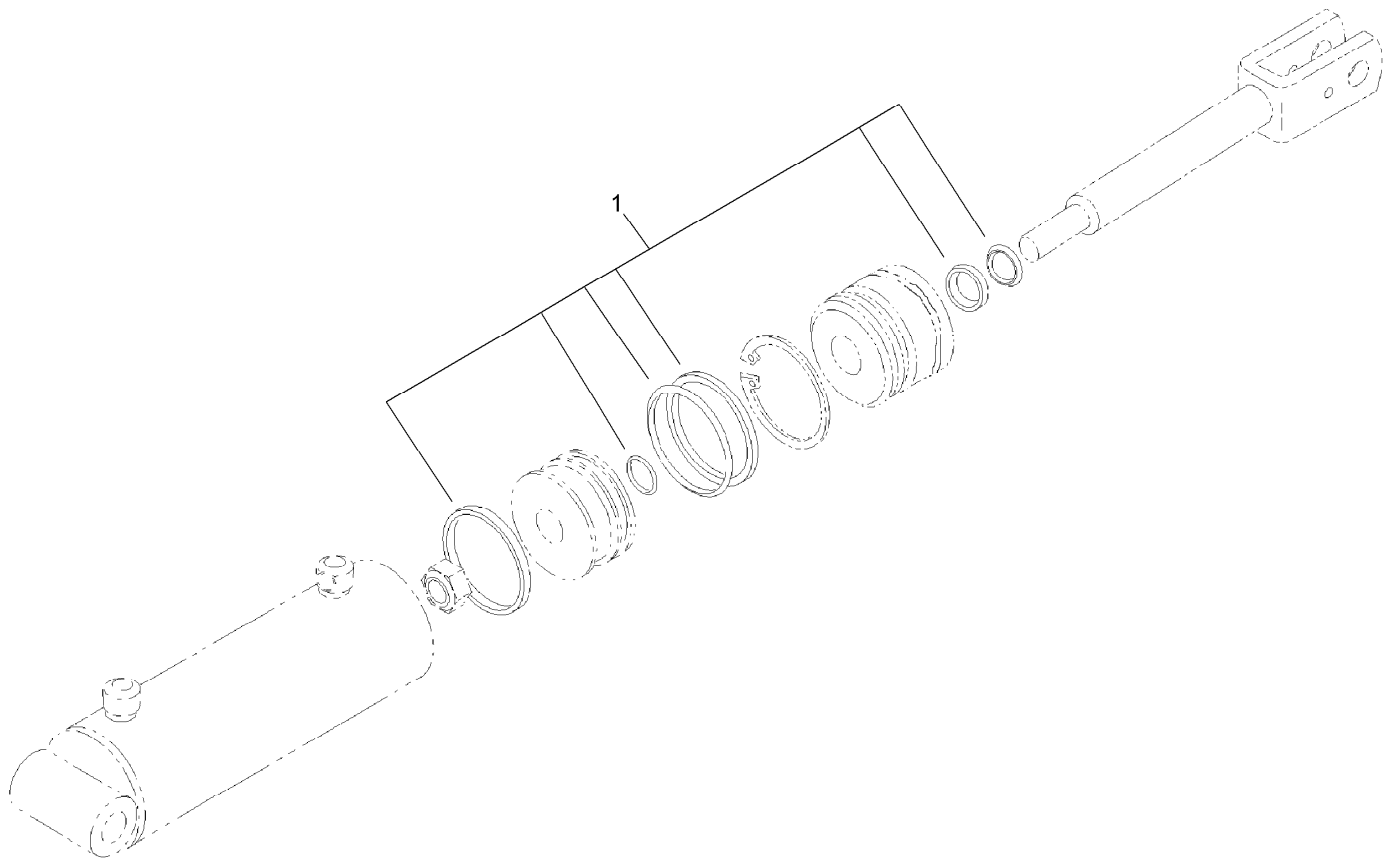
● Not serviced separately



Right Hand Hydraulic Lift Cylinder Assembly No. 104-6269

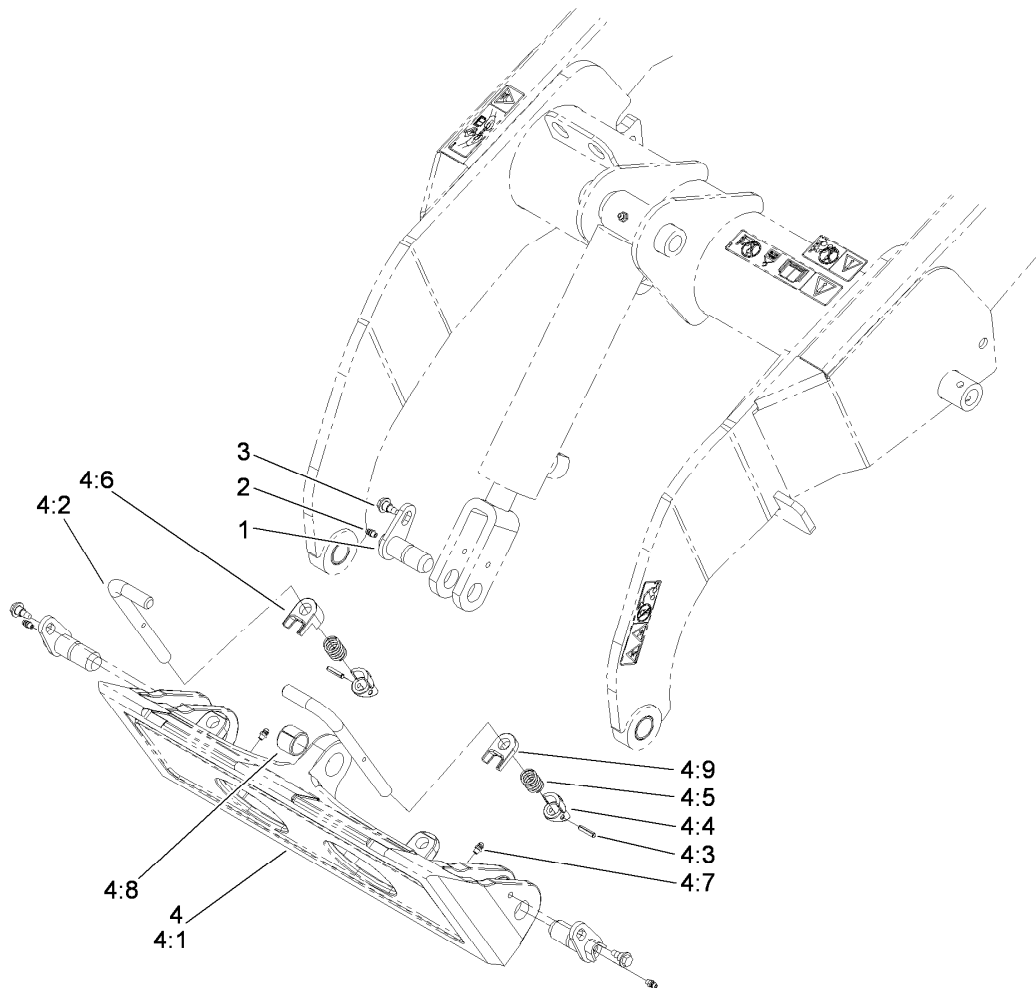
<i>Ref.</i>	<i>Part Number</i>	<i>Qty.</i>	<i>Description</i>
1	104-6268	1	Seal Kit
1:1		1	Wiper ●
1:2		1	Seal ASM ●
1:3		1	Seal-Dust ●
1:4		1	Seal-Dust ●
1:5		1	Seal-Dust ●
1:6		1	Back-Up ●
1:7		1	Seal ASM ●
1:8		1	Ring-Wear ●
2	161-7281	1	Ring - Retaining

● Not serviced separately



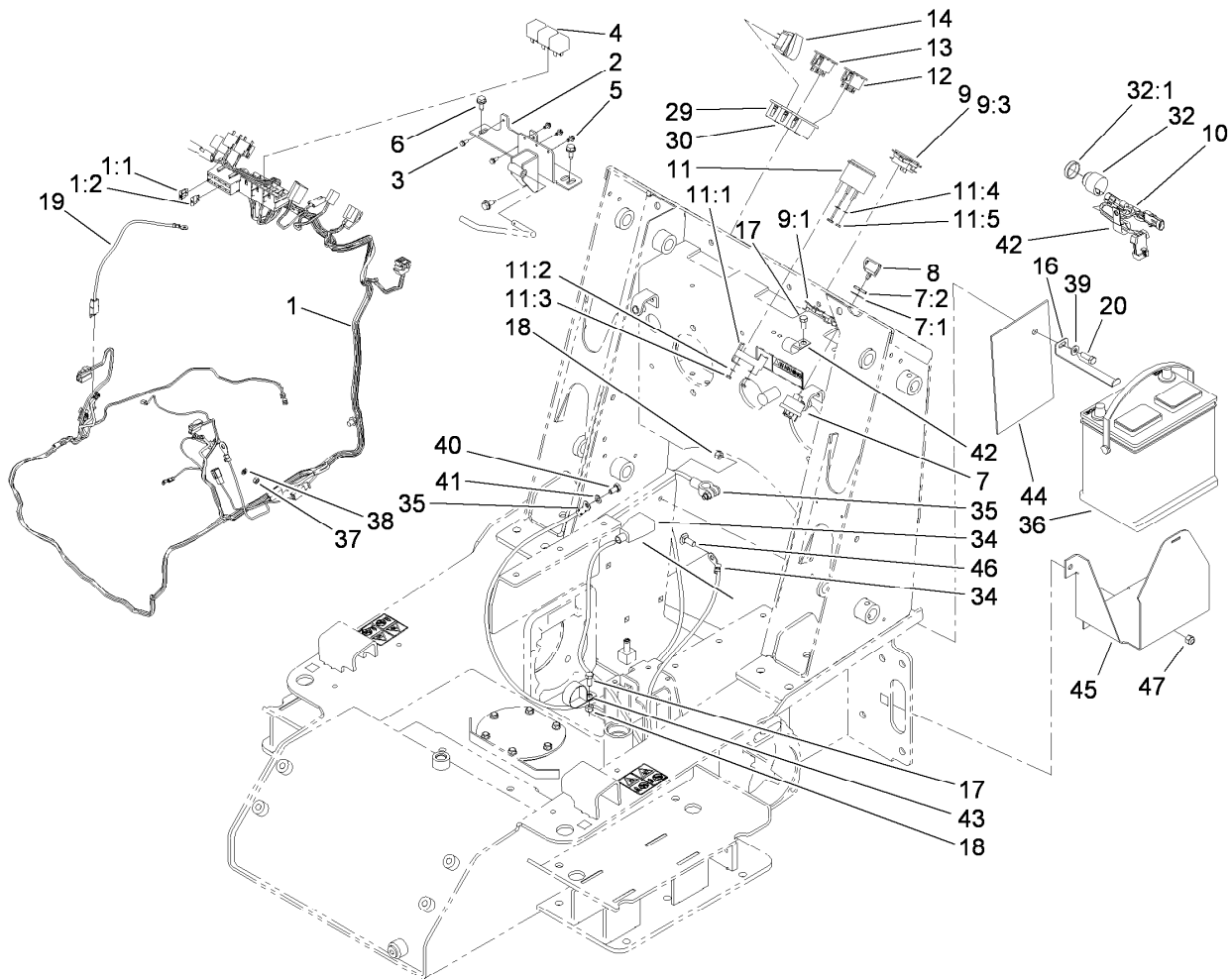
Hydraulic Cylinder Assembly No. 105-8370

<i>Ref.</i>	<i>Part Number</i>	<i>Qty.</i>	<i>Description</i>
1	106-7567	1	Seal Kit



Quick Attach Assembly

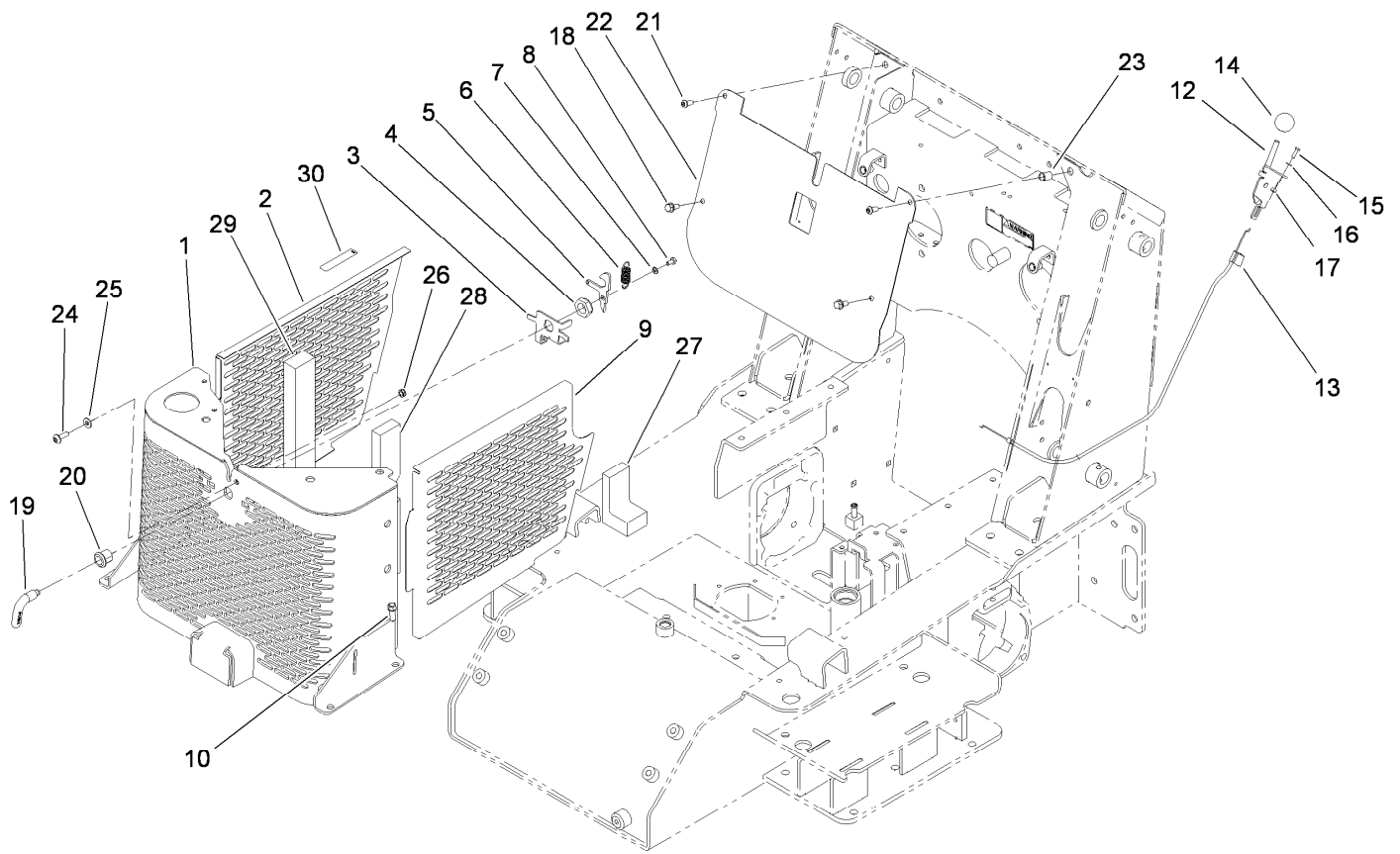
<i>Ref.</i>	<i>Part Number</i>	<i>Qty.</i>	<i>Description</i>
1	112-2609	3	Pin-Pivot
2	302-5	3	Fitting-Grease
3	99-5105	3	Screw-Shoulder
4	115-0788	1	Quick Attach ASM
4:1	115-0774-03	1	Mount-Qtach
4:2	105-8367	2	Pin-Locking
4:3	3285-1	2	Pin-Grooved
4:4	105-0246	2	Cam
4:5	98-4694	2	Spring-Compression
4:6	104-5909	1	Stop-RH
4:7	302-5	2	Fitting-Grease
4:8	98-4871	1	Bushing-Tension
4:9	104-5903	1	Stop-LH



Electrical System Assembly

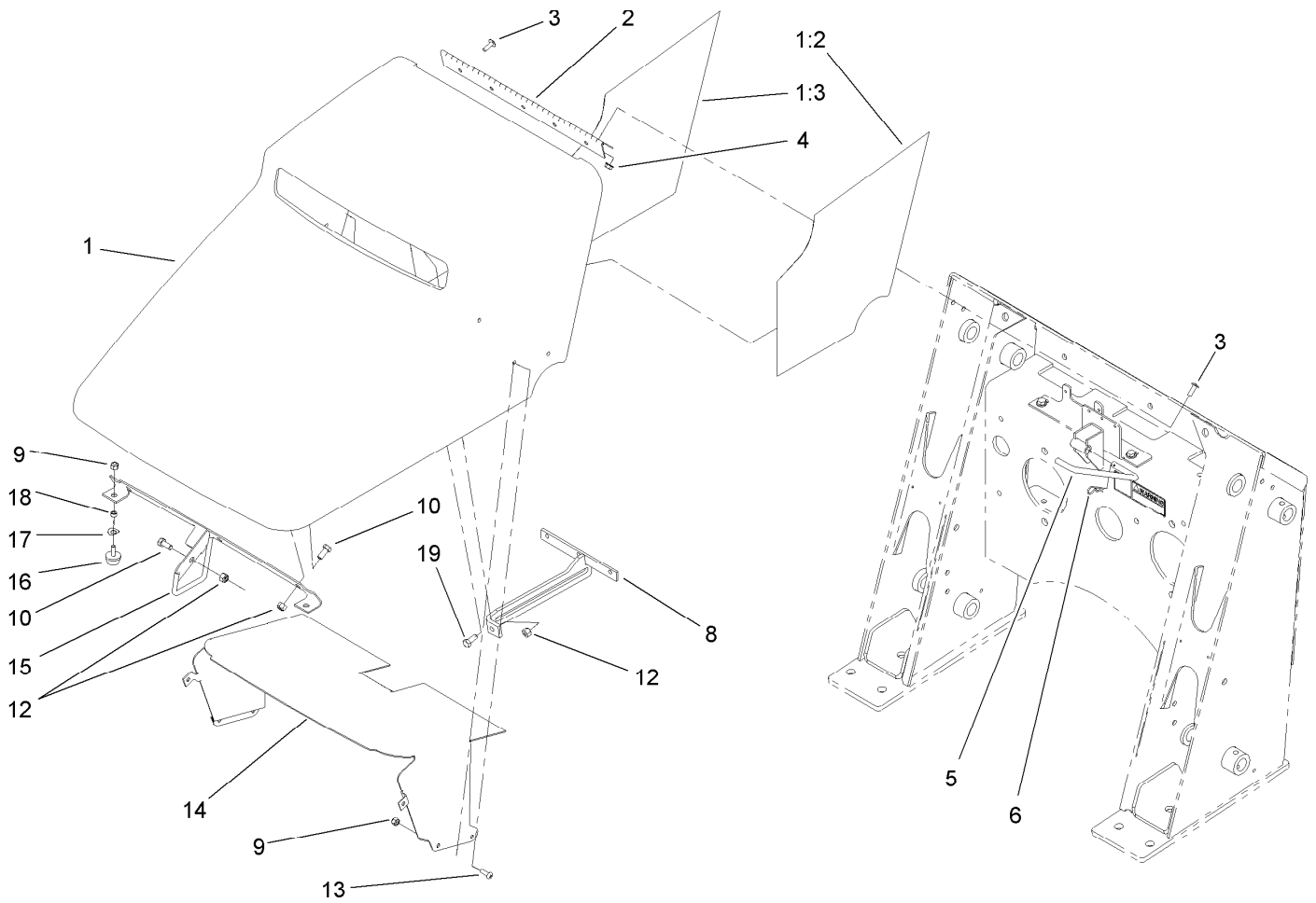
Ref.	Part Number	Qty.	Description	Ref.	Part Number	Qty.	Description
1	117-1329	1	Harness-Wire	14	110-0811	1	Switch-Rocker
1:1	112-2463	1	Harness-Link, Fusible				On-None-(On)
1:2	108-6346	1	Harness-Link, Fusible (14FI)	16	108-6275-03	1	Clamp-Battery
2	108-6360-03	1	Bracket-Relay	17	322-3	2	Screw-HH
3	32104-4	2	Screw	18	3296-29	3	Nut-Lock, NI
4	98-7249	3	Relay	19	108-6365	1	Harness-Wire
5	104-2065	3	Screw-HWH	20	322-5	1	Screw-HH
6	32144-11	3	Screw-HWH	29	108-6325	2	Bracket-End
7	88-9830	1	Key Switch ASM	30	108-6326	1	Bracket-Middle
7:1	3254-5	1	Washer-Lock	32	80-9330	1	Audio Alarm ASM
7:2	218-461	1	Nut-HH	32:1	104-5107	1	Nut-Plastic, Knurled
8	63-8360	2	Key-Ignition	34	108-6327	1	Cable-Battery, Positive
9	110-1855	1	Meter-Hour	35	108-6328	1	Cable-Battery, Negative
9:1	104-4234	1	Clip-Mounting	36	104-9979	1	Battery
9:3		1	Hour Meter Body ●	37	43-2830	1	Nut-Hex
10	115-0730	1	Harness-Wire, Neutral	38	43-5930	1	Washer-Lock, Spring
11	66-2940	1	Gauge-Fuel	39	3256-2	1	Washer-Flat
11:1	100-6147	1	Bracket-Mounting, Gauge	40	33114-016	1	Screw-HH
11:2	3254-1	2	Washer-Lock, Int	41	3255-8	1	Washer-Lock
11:3	3217-27	2	Nut-Hex	42	94-9580	2	Clamp-J
11:4	3255-24	3	Washer-Lock / EXT	43	2412-147	1	Clamp-R
11:5	3217-16	3	Nut-Hex	44	108-6392	1	Guard-Battery
12	100-8070	1	Lamp-Warning	45	108-6274-01	1	Mount-Battery
13	100-8071	1	Lamp-Warning	46	3231-2	3	Bolt-CARR
				47	3296-39	3	Nut-Lock, NI

● Not serviced separately



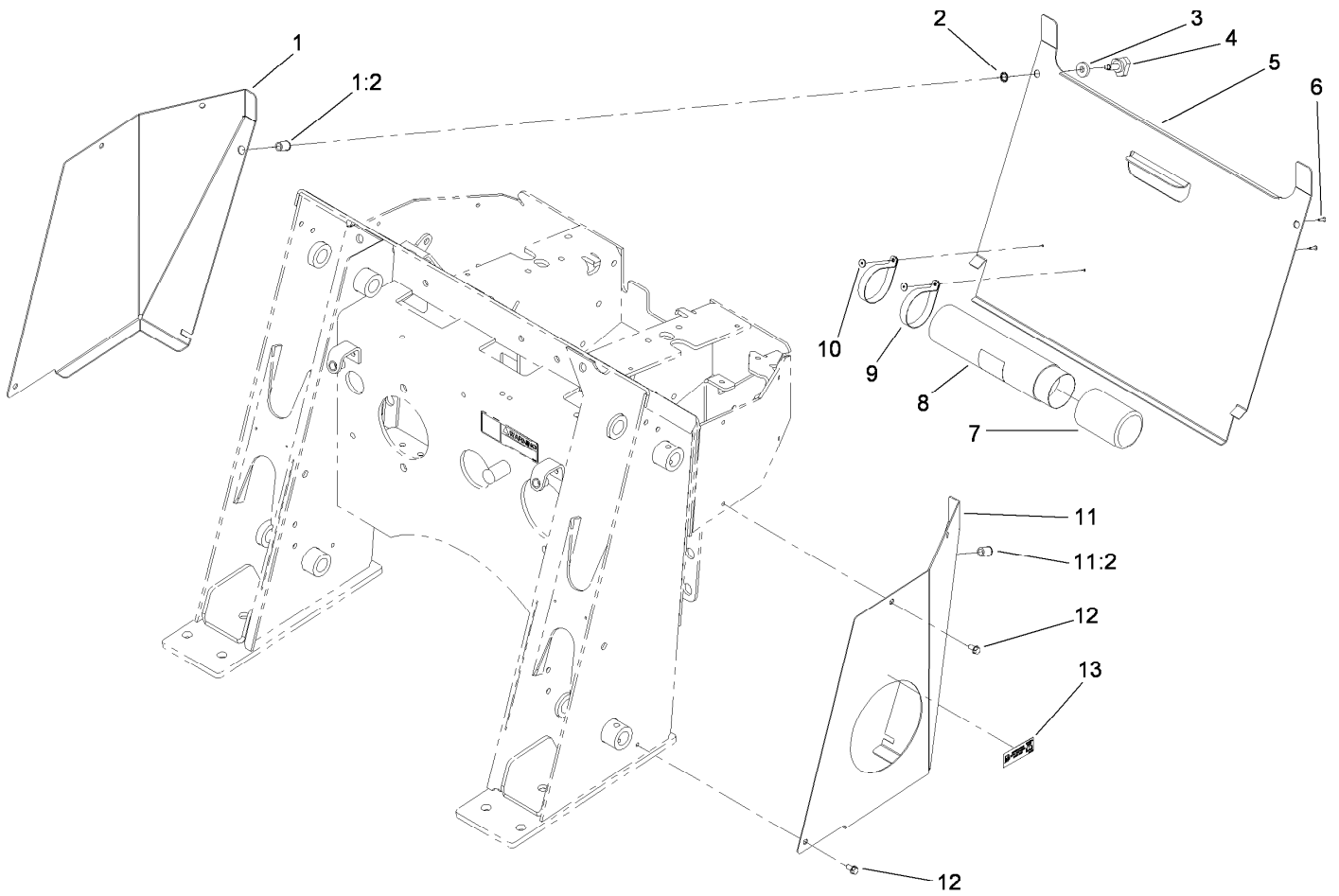
Grill Assembly

<i>Ref.</i>	<i>Part Number</i>	<i>Qty.</i>	<i>Description</i>	<i>Ref.</i>	<i>Part Number</i>	<i>Qty.</i>	<i>Description</i>
1	117-1318-03	1	Grill	17	3296-2	2	Nut-Lock, NI
2	108-6276-03	1	Panel-Side, RH	18	3234-5	2	Screw-HHF
3	106-5729-03	1	Bracket-Latch	19	108-5639	1	Handle-Latch
4	3296-60	1	Nut-Lock, NI	20	106-9335	1	Housing-Latch
5	106-5728	1	Cam-Latch	21	3274-55	2	Screw-HSBH
6	104-0869	1	Spring	22	108-6225	1	Baffle-Electrical
7	3253-3	1	Washer-Lock	23	32148-8	2	Nut-Clinch
8	321-2	1	Screw-HH	24	107-8021	1	Screw-PTH
9	108-6277-03	1	Panel-Side, LH	25	3256-2	1	Washer-Flat
10	95-1726	4	Screw-Taptite	26	3296-47	1	Nut-Lock,NI
12	108-9730	1	Lever-Control	27	108-6375	2	Seal-Foam
13	108-6337	1	Cable-Throttle	28	108-6371	2	Seal-Foam
14	233-42	1	Knob	29	108-6369	1	Seal-Foam
15	3290-134	2	Screw	30	93-6681	1	Decal-Warning, Fan
16	3256-51	2	Washer-Flat				



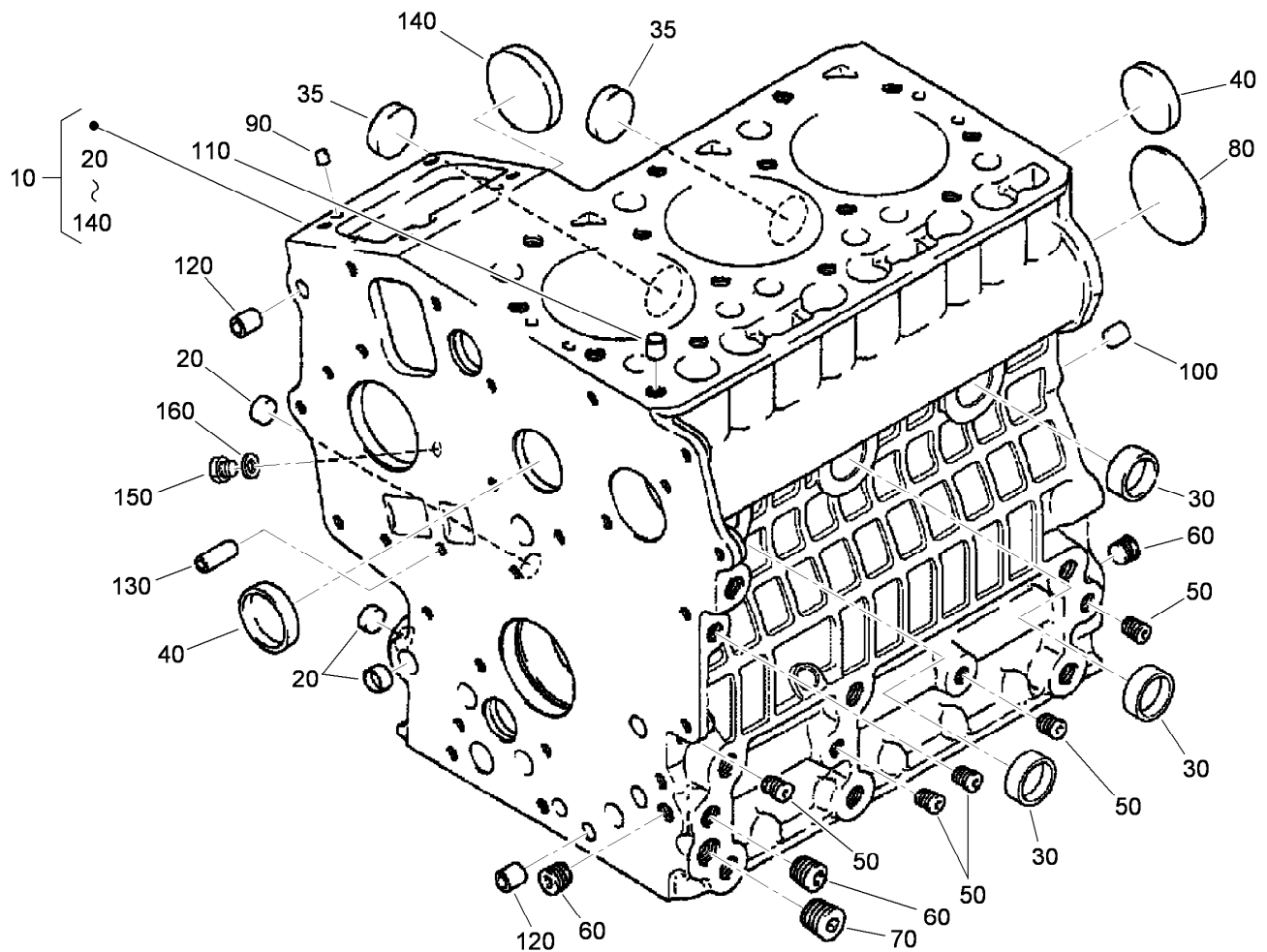
Hood Assembly

<i>Ref.</i>	<i>Part Number</i>	<i>Qty.</i>	<i>Description</i>
1	112-2460	1	Hood ASM
1:2	112-2464	1	Foiltape-LH
1:3	112-2465	1	Foiltape-RH
2	100-1284	1	Hinge-Hood
3	9114604	9	Screw-Head, Truss
4	32128-33	4	Nut-HF
5	108-6357	1	Rod-Support, Hood
6	3290-250	1	Pin-Cotter
8	112-2448-03	1	Bracket-Rod, Prop
9	3296-42	13	Nut-Lock, NI
10	322-3	5	Screw-HH
12	3296-29	5	Nut-Lock, NI
13	3258-166	6	Screw-PRH
14	108-6286	1	Baffle-Hood
15	108-6287-03	1	Rod Latch ASM
16	1-523420	2	Bumper
17	3290-301	2	Washer-Spring
18	106-9308	2	Spacer
19	322-5	1	Screw-HH



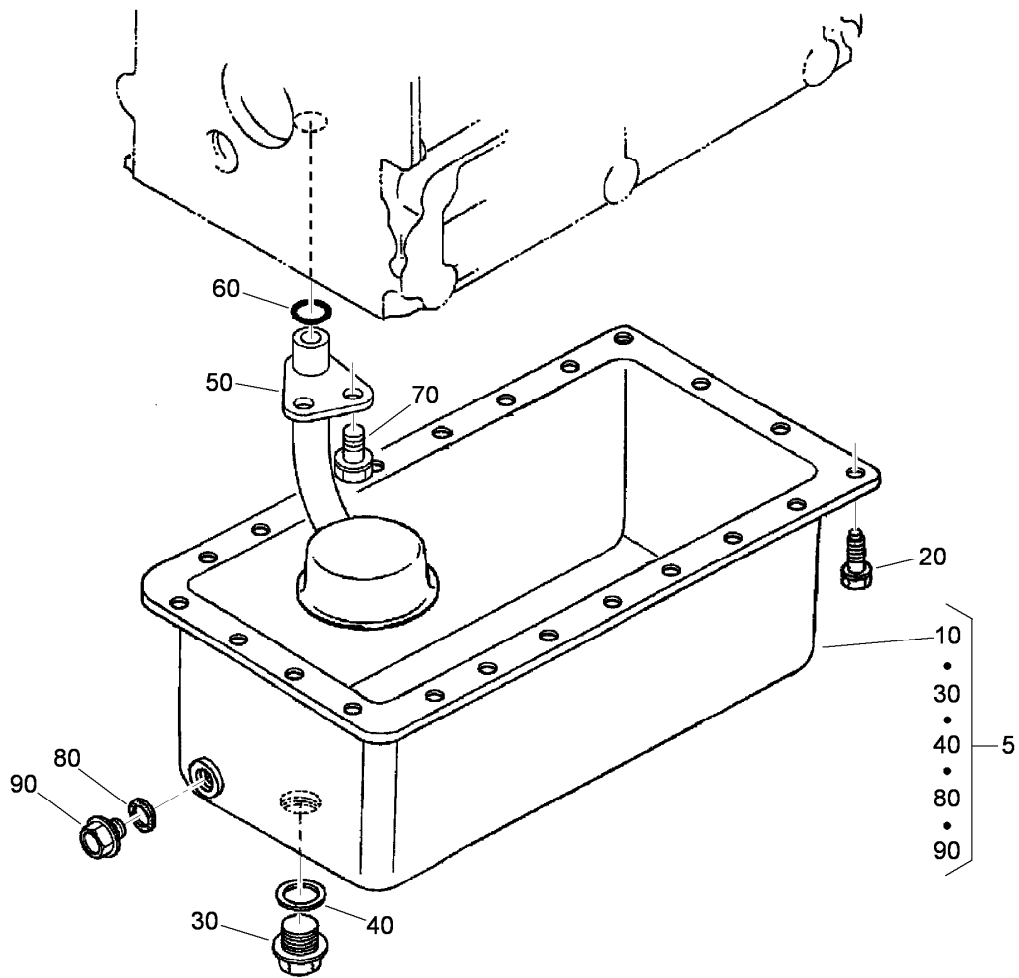
Rear Access Cover Assembly

<i>Ref.</i>	<i>Part Number</i>	<i>Qty.</i>	<i>Description</i>
1	106-9342	1	RH Rear Cover Support ASM
1:2	32148-9	1	Nut-Clinch
2	32151-72	2	Ring-Retaining
3	106-0565	2	Washer-Rubber
4	95-9648	2	Knob
5	106-9339-01	1	Cover-Access, Rear
6	3269-17	2	Rivet-Pop
7	104-7048	1	Cap-Housing
8	104-7050	1	Tube-Manual
9	2412-120	2	Clamp-R
10	3269-10	2	Washer-Back
11	106-9343	1	LH Rear Cover Support ASM
11:2	32148-9	1	Nut-Clinch
12	9266714	6	Screw-HWH
13	114-9600	1	Decal-Low Sulfur



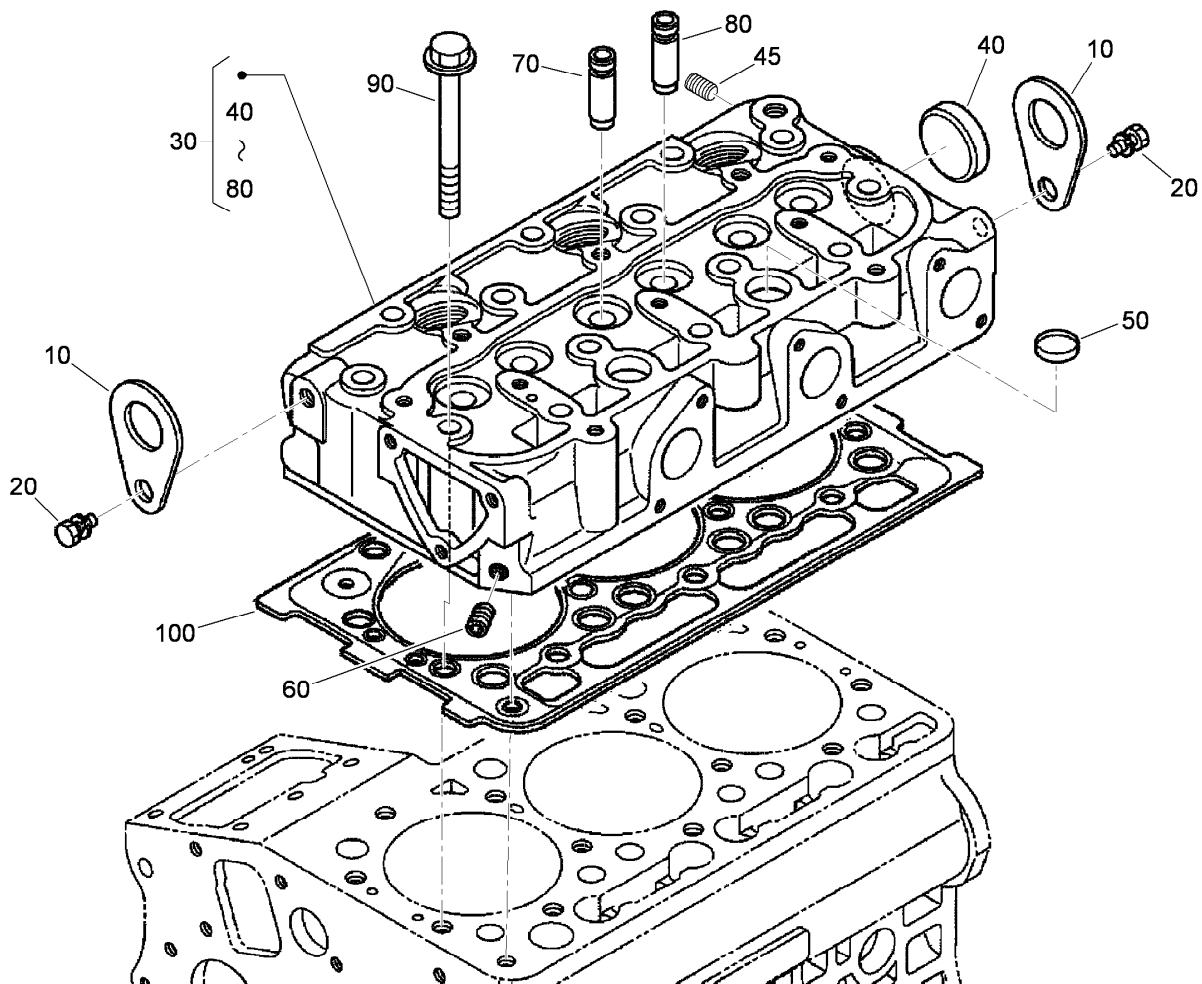
Crankcase Assembly

<i>Ref.</i>	<i>Part Number</i>	<i>Qty.</i>	<i>Description</i>
10	117-0301	1	Crankcase ASM
20	100-2019	3	Cap-Sealing
30	100-2020	3	Cap-Sealing
35	110-3702	2	Cap-Sealing
40	98-9398	2	Cap-Sealing
50	98-9687	5	Plug
60	98-7487	3	Plug
70	98-7488	1	Plug
80	100-1851	1	Plug-Expansion
90	98-9375	2	Pin-Straight
100	98-9377	2	Pin-Straight
110	98-7506	1	Pin-Pipe
120	98-9387	2	Pin-Pipe
130	100-2051	2	Pin-Pipe
140	100-1991	1	Cover-Fuel, Camshaft
150	99-3447	1	Plug
160	112-8325	1	Washer



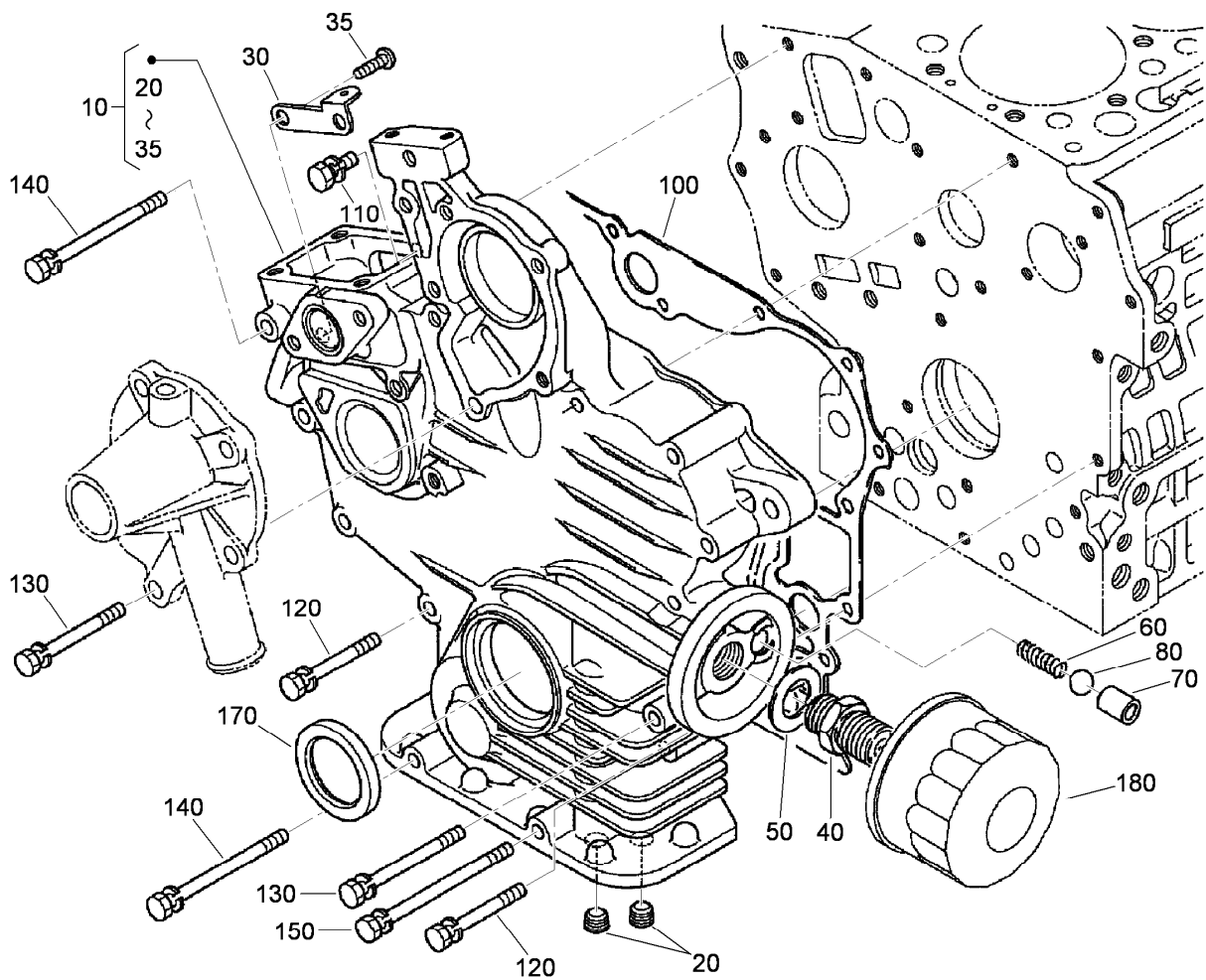
Oil Pan Assembly

<i>Ref.</i>	<i>Part Number</i>	<i>Qty.</i>	<i>Description</i>
5	112-8327	1	Oil Pan Kit
10	112-2523	1	Pan-Oil
20	117-0302	22	Bolt
30	98-9686	1	Plug-Drain
40	110-9715	1	Gasket-Pan, Oil
50	100-2001	1	Strainer-Pickup, Oil
60	105-3776	1	O-Ring
70	100-9195	1	Bolt
80	98-7524	1	Gasket
90	114-8151	1	Plug-Drain



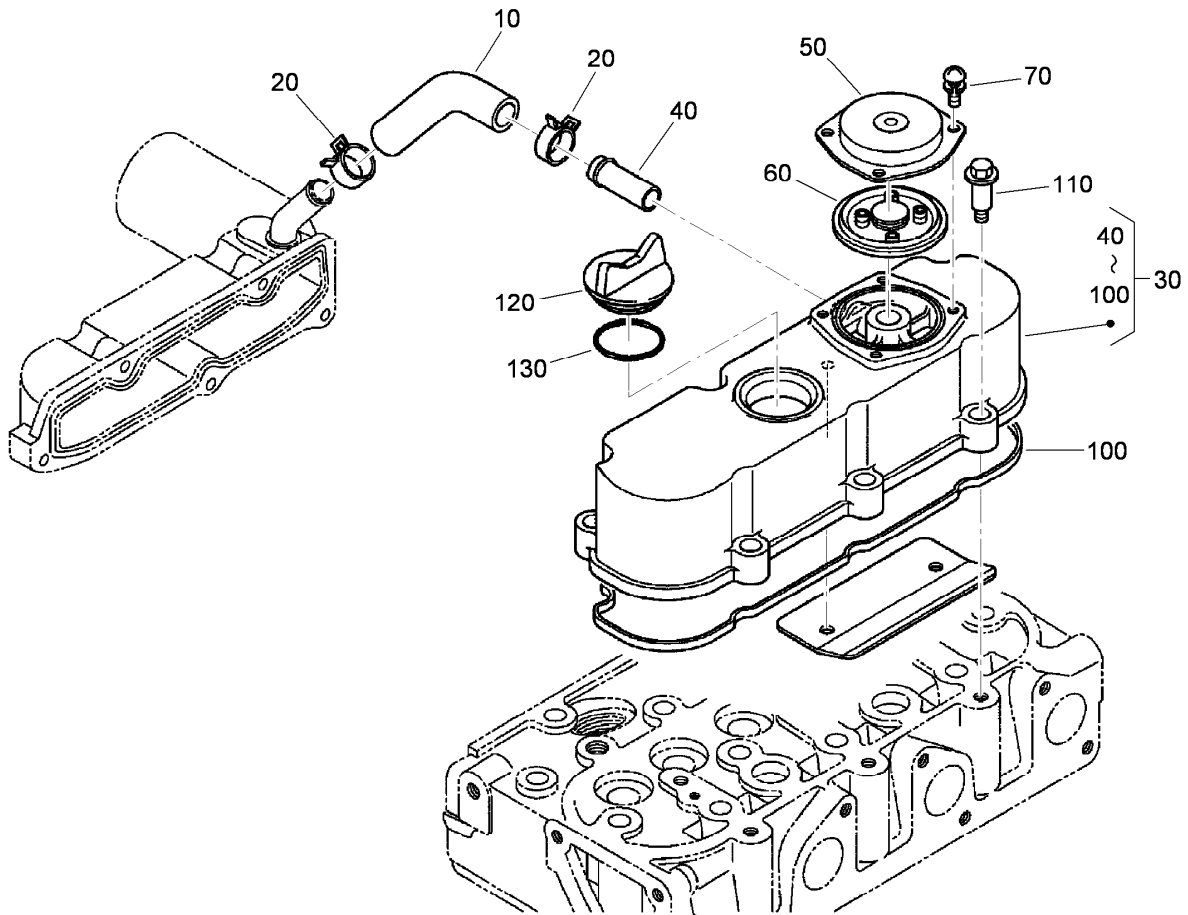
Cylinder Head Assembly

<i>Ref.</i>	<i>Part Number</i>	<i>Qty.</i>	<i>Description</i>
10	98-7531	2	Hook-Engine
20	98-7526	2	Bolt
30	112-8329	1	Head-Cylinder
40	105-3705	1	Cap-Sealing
45	98-9444	1	Plug
50	98-9389	2	Cap-Sealing
60	98-7540	1	Plug
70	100-1882	3	Guide-Valve, Inlet
80	100-1883	3	Guide-Valve, Exhaust
90	100-1820	14	Bolt-Head, Cylinder
100	112-2520	1	Gasket-Head, Cylinder



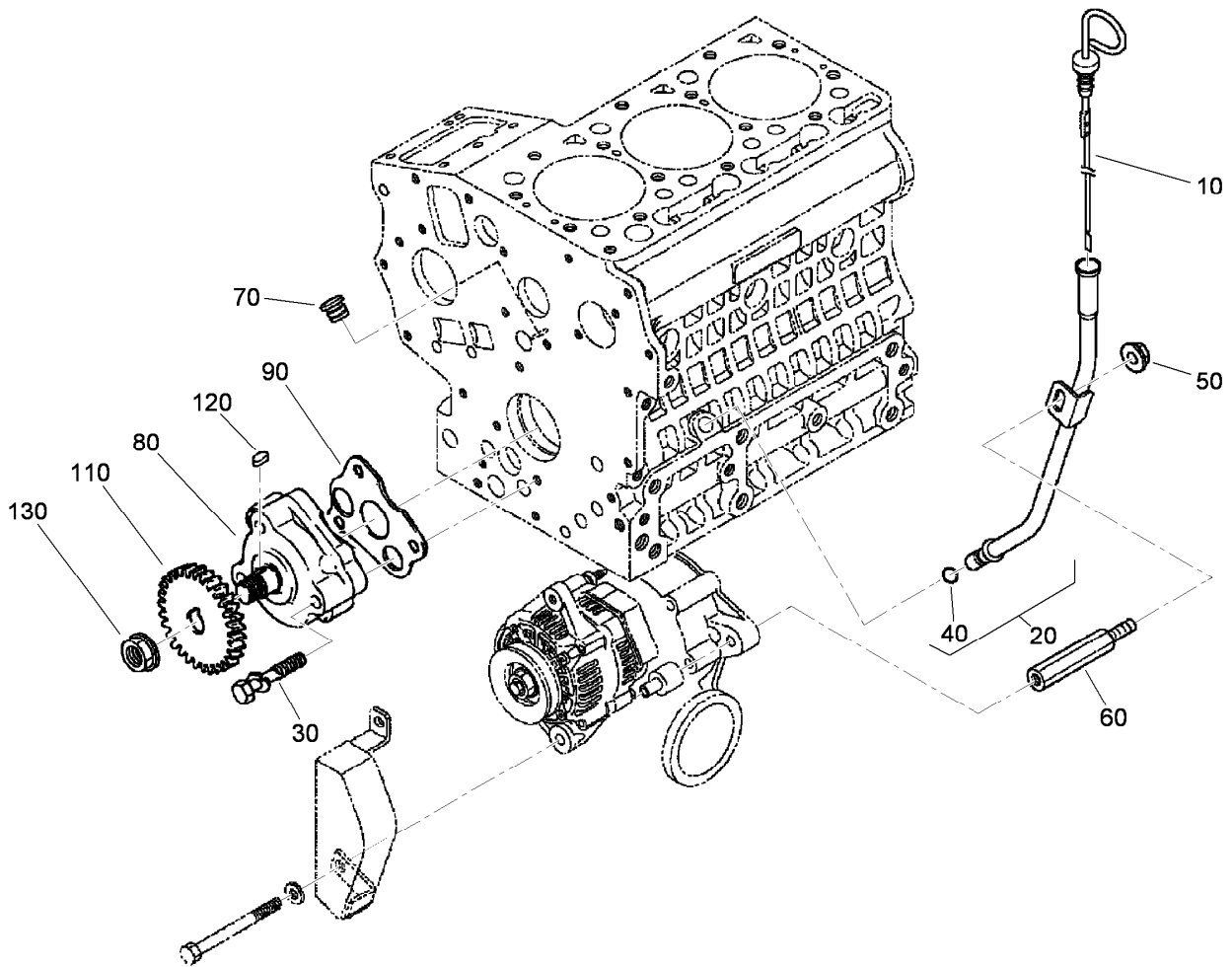
Gear Case and Oil Filter Cartridge Assembly

<i>Ref.</i>	<i>Part Number</i>	<i>Qty.</i>	<i>Description</i>
10	117-1702	1	Gear Case ASM
20	98-7488	2	Plug
30	110-3708	1	Stay-Spring, Start
35	100-2040	2	Screw
40	98-9388	1	Joint-Pipe
50	100-1926	1	Washer-Plain
60	100-2004	1	Spring
70	100-1894	1	Seat-Valve
80	100-1792	1	Ball
100	117-0327	1	Gasket-Case, Gear
110	98-7605	1	Bolt
120	105-3797	9	Bolt
130	100-1922	2	Bolt
140	98-9357	2	Bolt
150	110-3710	1	Bolt
170	100-1971	1	Seal-Oil
180	100-1892	1	Cartridge-Filter, Oil



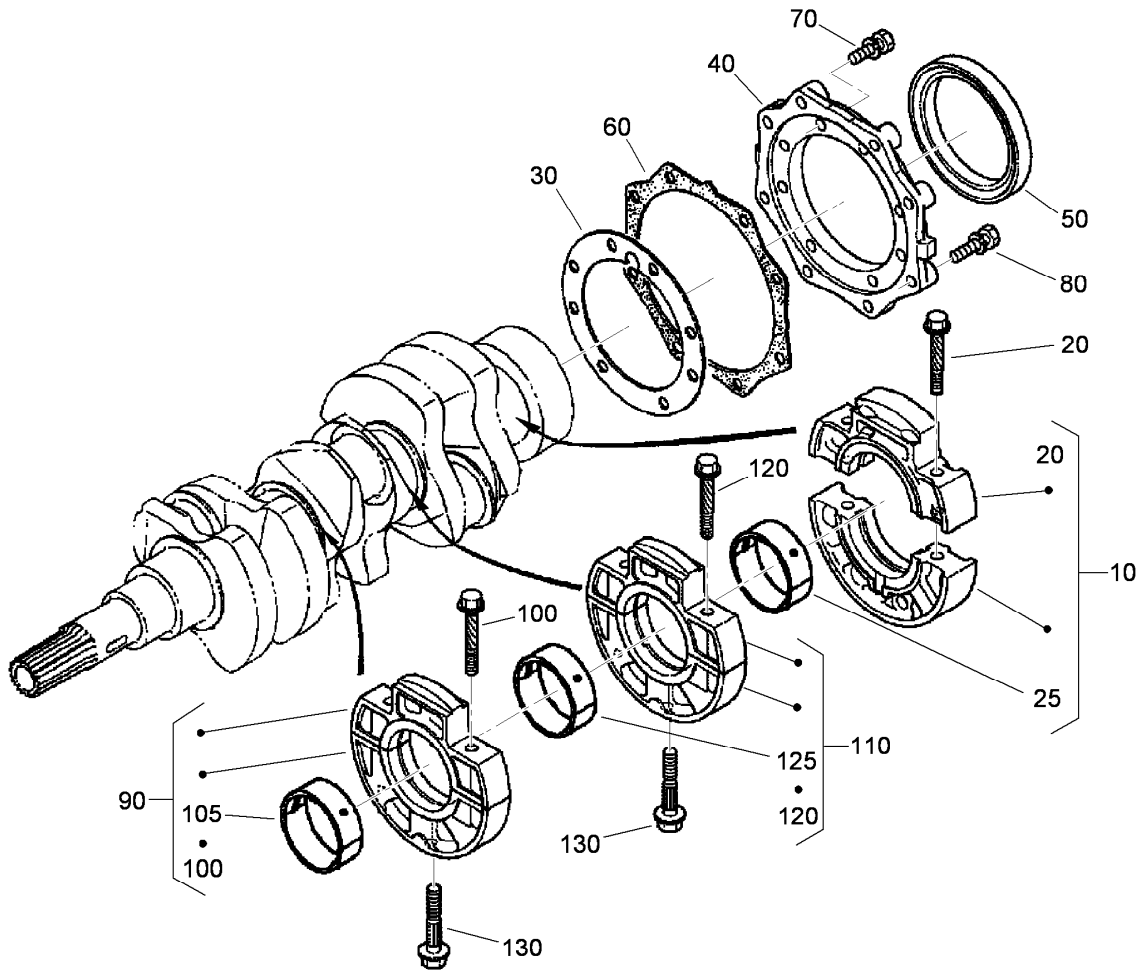
Cylinder Head Cover Assembly

<i>Ref.</i>	<i>Part Number</i>	<i>Qty.</i>	<i>Description</i>
10	110-3711	1	Tube-Breather
20	110-3712	2	Clamp-Hose
30	112-8332	1	Cylinder Head Cover ASM
40	98-9580	1	Pipe-Return, Water
50	110-3714	1	Cover-Breather
60	110-3715	1	Valve-Breather
70	98-9364	4	Screw (With Washer)
100	112-2521	1	Gasket-Cover, Head
110	108-7063	4	Bolt
120	107-9075	1	Plug-Filler, Oil
130	99-3446	1	O-Ring



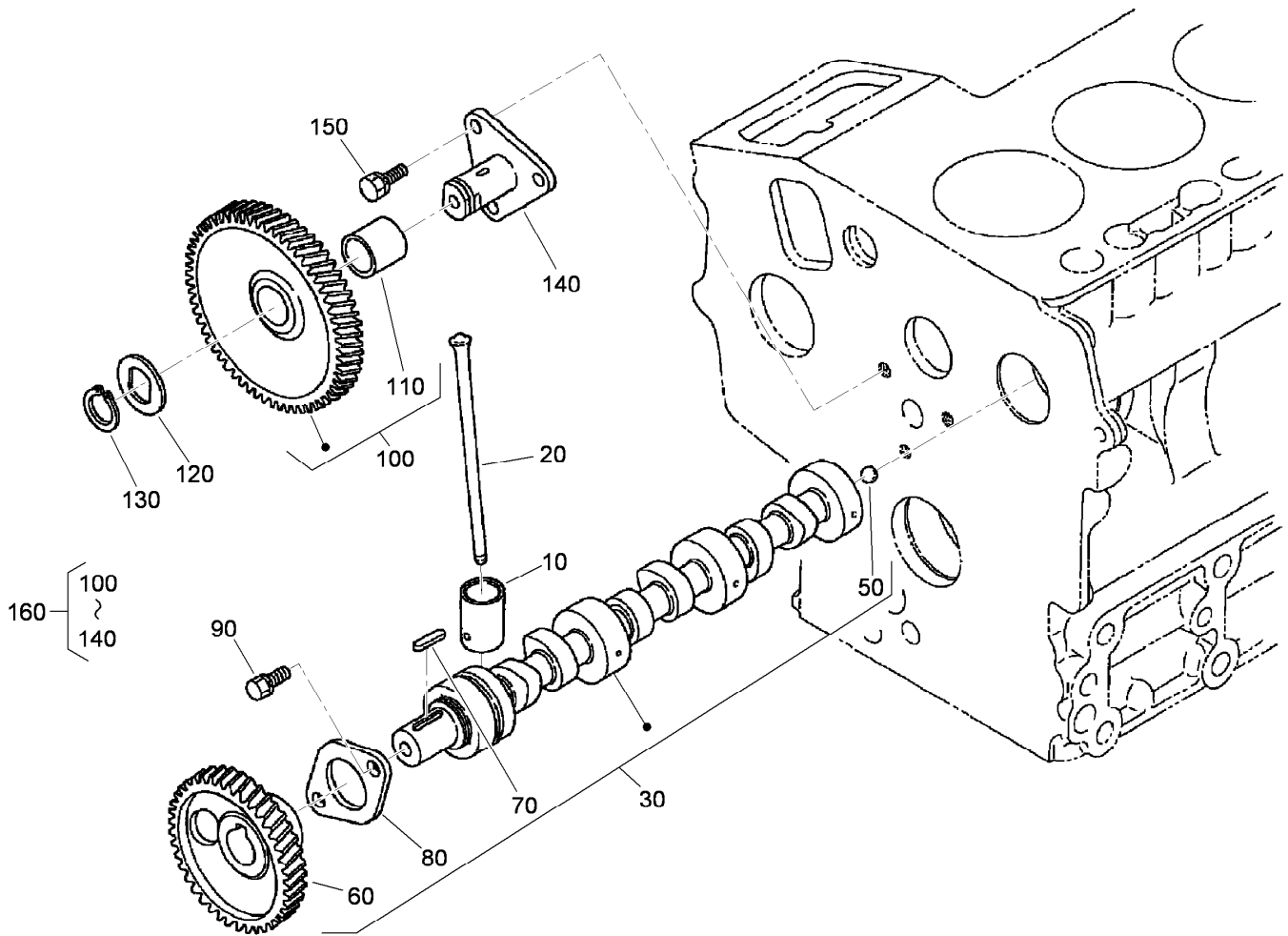
Dipstick, Guide and Oil Pump Assembly

<i>Ref.</i>	<i>Part Number</i>	<i>Qty.</i>	<i>Description</i>
10	112-2489	1	Gauge-Oil
20	112-2490	1	Oil Gauge Guide ASM
30	100-1923	1	Bolt
40	98-9722	3	O-Ring
50	112-2492	1	Nut-Flange
60	112-2493	1	Support-Guide, Gauge
70	110-3720	1	Plug-Gauge, Oil
80	100-2002	1	Oil Pump ASM
90	100-2003	1	Gasket-Pump, Oil
110	100-1893	1	Gear-Drive, Oil Pump
120	98-7658	1	Key-Feather
130	100-1779	2	Nut-Flange



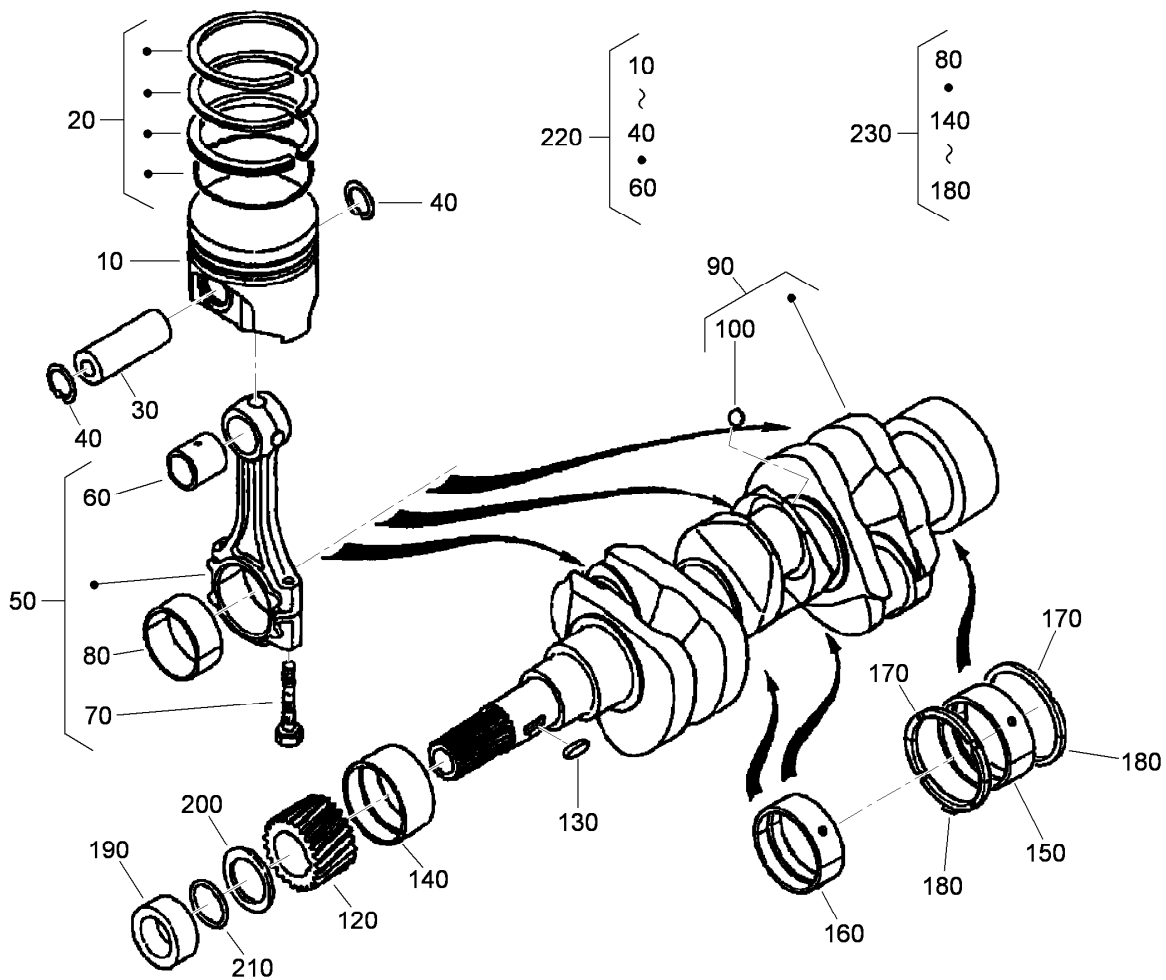
Main Bearing Case Assembly

<i>Ref.</i>	<i>Part Number</i>	<i>Qty.</i>	<i>Description</i>
10	112-2494	1	Wheel Case Bearing ASM
20	110-3723	2	Bolt-Case, Bearing
25	110-3744	1	Crankshaft Metal ASM (STD)
30	112-2812	1	Gasket-Case, Bearing
40	112-8334	1	Cover-Case, Bearing
50	110-3724	1	Seal-Oil
60	100-1876	1	Gasket-Cover, Case
70	98-7568	8	Bolt
80	100-1750	8	Bolt
90	112-2495	1	Main Case Bearing ASM
100	110-3723	2	Bolt-Case, Bearing
105	110-3741	1	Crankshaft Metal ASM (STD)
110	112-2496	1	Main Case Bearing ASM
120	110-3723	2	Bolt-Case, Bearing
125	110-3741	1	Crankshaft Metal ASM (STD)
130	100-1874	2	Bolt-Case, Bearing



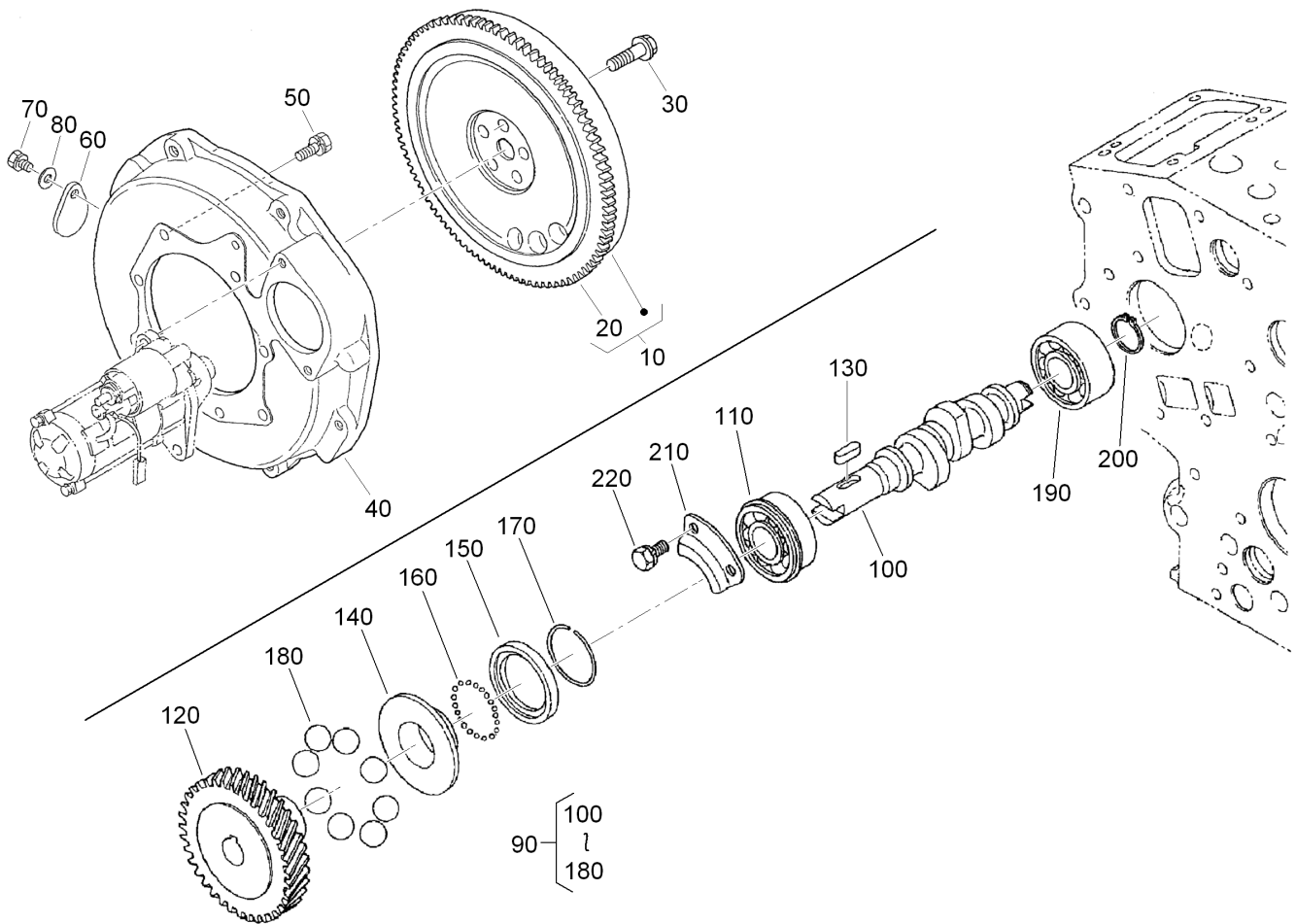
Cam Shaft and Idle Gear Shaft Assembly

Ref.	Part Number	Qty.	Description
10	110-3727	6	Tappet
20	100-1989	6	Rod-Push
30	117-0305	1	Camshaft ASM
50	110-3729	1	Ball
60	100-2163	1	Gear-Cam
70	98-9378	1	Key-Feather
80	100-1887	1	Stopper-Camshaft
90	98-9350	2	Bolt
100	100-1966	1	Gear-Idle
110	100-1968	1	Bushing
120	100-1970	1	Collar-Gear, Idle
130	100-1969	1	Ring-Snap
140	100-1967	1	Shaft-Gear, Idle
150	98-9351	3	Bolt
160	100-2240	1	Idle Gear ASM



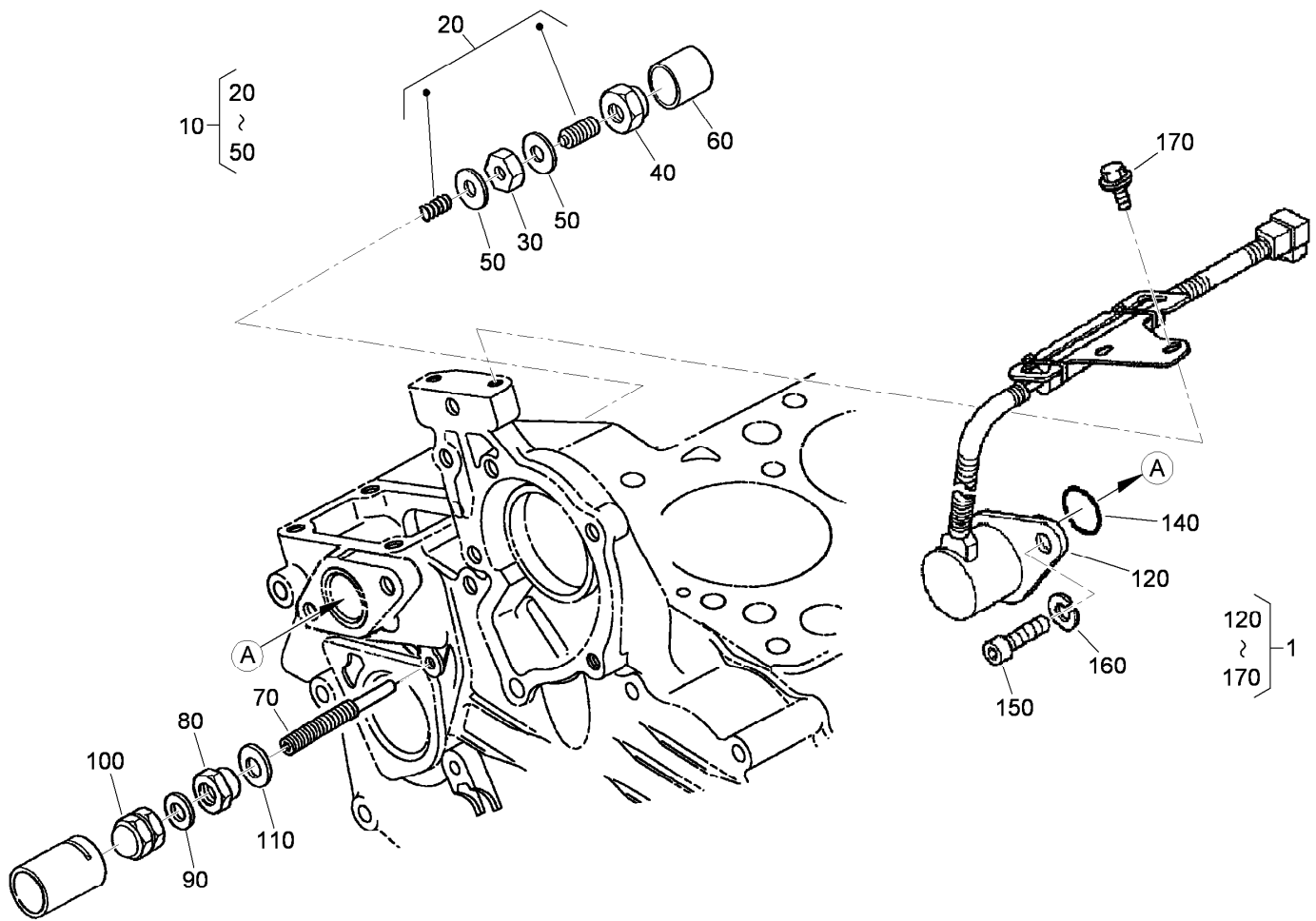
Piston and Crankshaft Assembly

Ref.	Part Number	Qty.	Description	Ref.	Part Number	Qty.	Description
10	117-0306	3	Piston (STD)	150	110-3746	1	Crankshaft Metal ASM (-0.40MM)
10	117-0307	3	Piston (+.25MM)	160	110-3741	2	Crankshaft Metal ASM (STD)
20	112-2501	3	Piston Ring ASM (STD)	160	110-3742	2	Crankshaft Metal ASM (-0.20MM)
20	112-2502	3	Piston Ring ASM (+.25MM)	160	110-3743	2	Crankshaft Metal ASM (-0.40Mm)
30	110-3734	3	Pin-Piston	170	100-1836	2	Metal-Side (STD)
40	100-1835	6	Circlip-Internal	170	100-1838	2	Metal-Side (+0.20MM)
50	110-3735	3	Connecting Rod ASM	170	100-1839	2	Metal-Side (+0.40MM)
60	110-3736	3	Bushing-Pin, Piston	180	117-0309	2	Metal-Side (STD)
70	100-1999	6	Bolt-Rod, Connecting	180	117-0310	2	Metal-Side (+0.20Mm)
80	100-2000	3	Metal-Crankpin (STD)	180	117-0311	2	Metal-Side (+0.40Mm)
80	100-1942	3	Metal-Crankpin (-0.20Mm)	190	100-1890	1	Collar-Crankshaft
80	100-1943	3	Metal-Crankpin (-0.40Mm)	200	100-1974	1	Slinger-Oil
90	117-0308	1	Crankshaft	210	100-2209	1	O-Ring
100	100-1791	3	Ball	220	112-2497	3	Piston Kit (STD)
120	100-1891	1	Gear-Crankshaft	220	112-2498	3	Piston Kit (+.25MM)
130	100-1752	1	Key-Feather	230	110-3749	1	Engine Metal Kit
140	110-3738	1	Metal-Crankshaft (STD)	230	110-3750	1	Engine Metal Kit
140	110-3739	1	Metal-Crankshaft (-0.20MM)	230	110-3751	1	Engine Metal Kit
140	110-3740	1	Metal-Crankshaft (-0.40MM)				
150	110-3744	1	Crankshaft Metal ASM (STD)				
150	110-3745	1	Crankshaft Metal ASM (-0.20MM)				



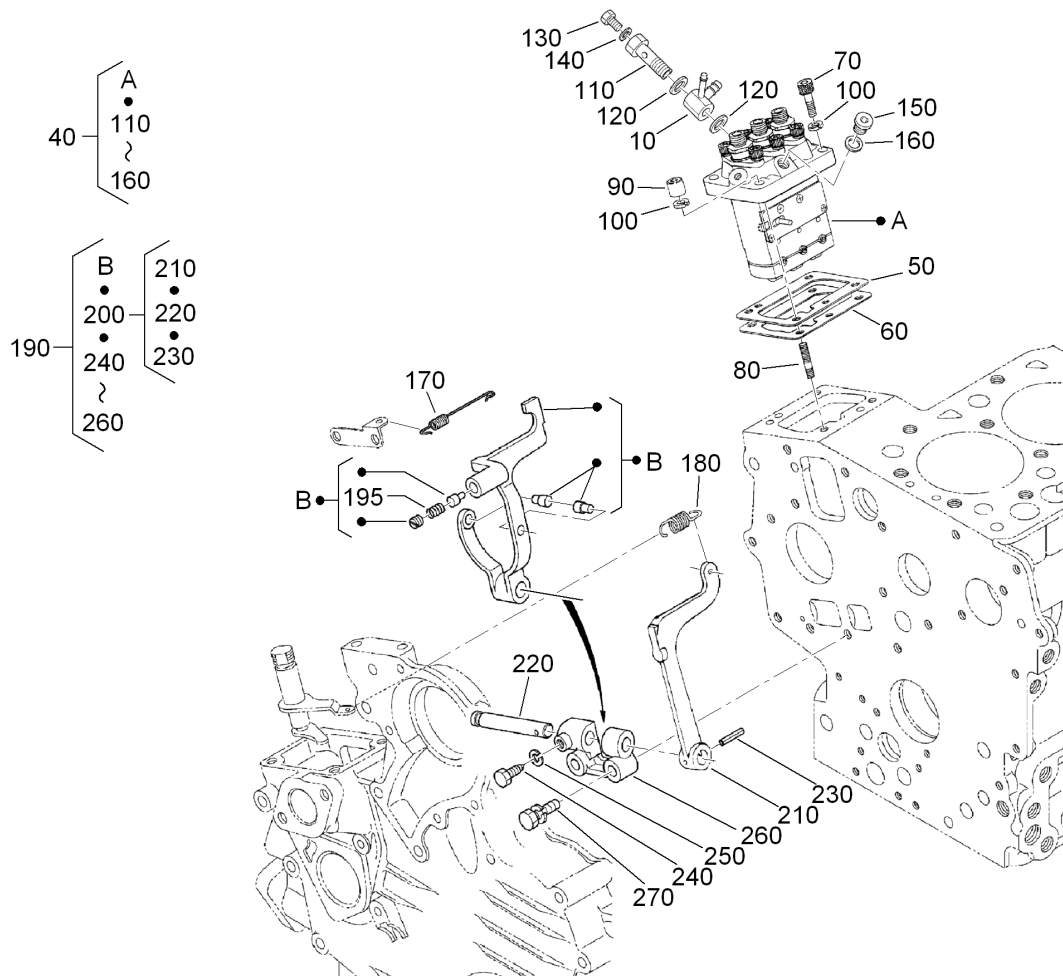
Flywheel and Fuel Camshaft Assembly

<i>Ref.</i>	<i>Part Number</i>	<i>Qty.</i>	<i>Description</i>
10	110-3752	1	Flywheel
20	112-2816	1	Gear-Ring
30	100-1930	5	Bolt-Flywheel
40	117-1703	1	Housing-Flywheel
50	98-9359	10	Bolt
60	100-2177	1	Cover
70	100-9195	1	Bolt
80	98-7660	1	Washer-Plain
90	112-8335	1	Fuel Camshaft ASM
100	112-2818	1	Camshaft-Fuel
110	100-1795	1	Bearing-Ball
120	100-2006	1	Gear-Pump, Injection
130	100-1752	1	Key-Feather
140	112-8336	1	Sleeve-Governor
150	100-1904	1	Case-Ball, Governor
160	100-1790	32	Ball
170	100-1843	1	Circ-Clip
180	100-1793	8	Ball
190	110-3757	1	Bearing-Ball
200	100-1784	1	Circ-Clip, External
210	100-1888	1	Stopper-Fuel, Camshaft
220	98-9350	2	Bolt



Idle Apparatus and Stop Solenoid Assembly

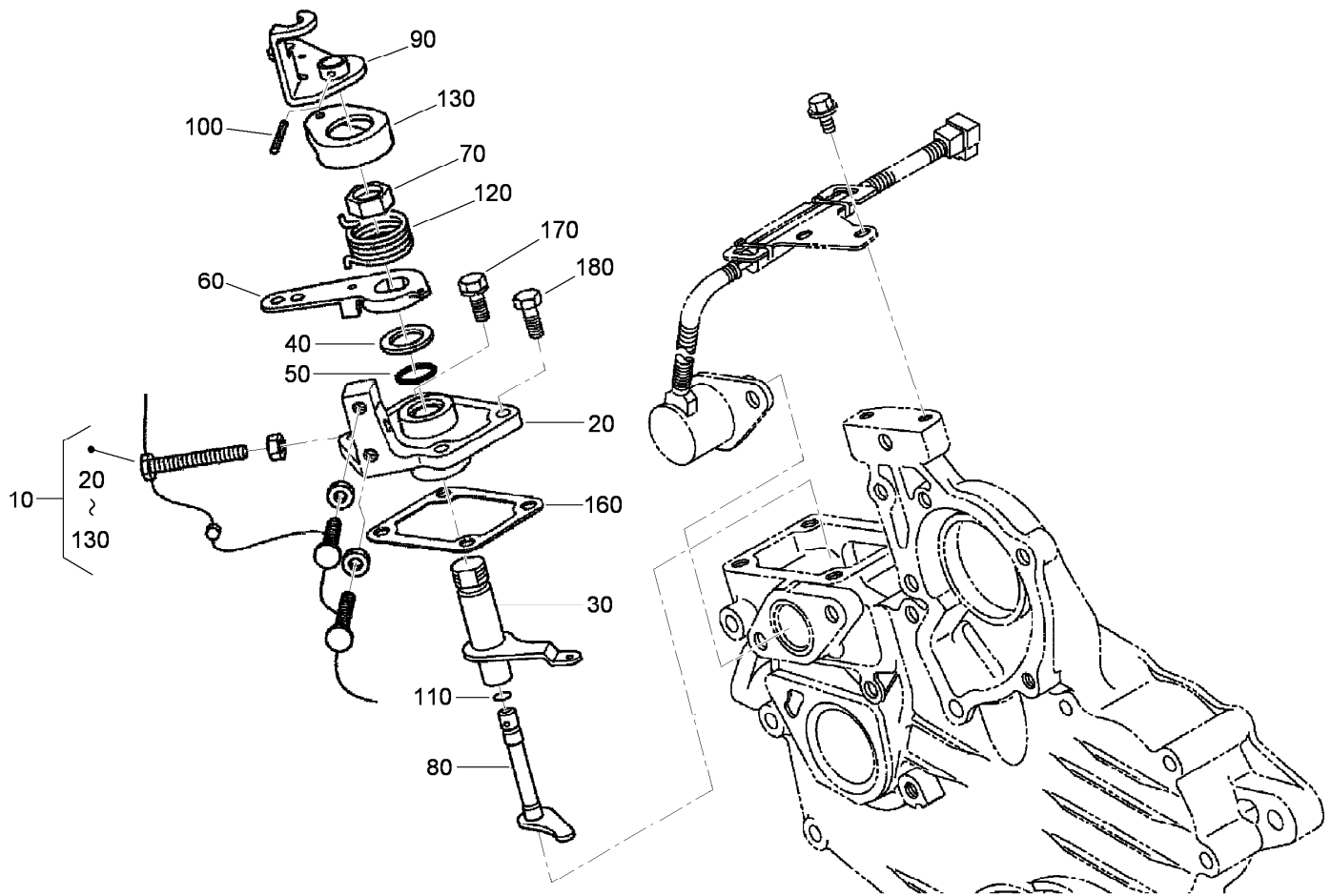
Ref.	Part Number	Qty.	Description
1	117-0312	1	*obs* Solenoid ASM
10	100-1898	1	Idle Apparatus ASM
20	100-1899	1	Adjusting Bolt ASM
30	100-1846	1	Nut
40	100-1901	1	Nut-Cap
50	98-7428	2	Gasket
60	100-1902	1	Cap
70	110-3758	1	Bolt-Adjusting
80	100-2175	1	Nut-Lock
90	98-7654	1	Gasket
100	99-8387	1	Nut-Cap
110	107-9081	1	Gasket
120	117-2719	1	Solenoid Stop ASM
140	110-3762	1	O-Ring
150	110-3763	2	Bolt-HSH
160	98-7699	2	Washer-Spring
170	100-1774	2	Bolt-Flange



Injection Pump and Governor Assembly

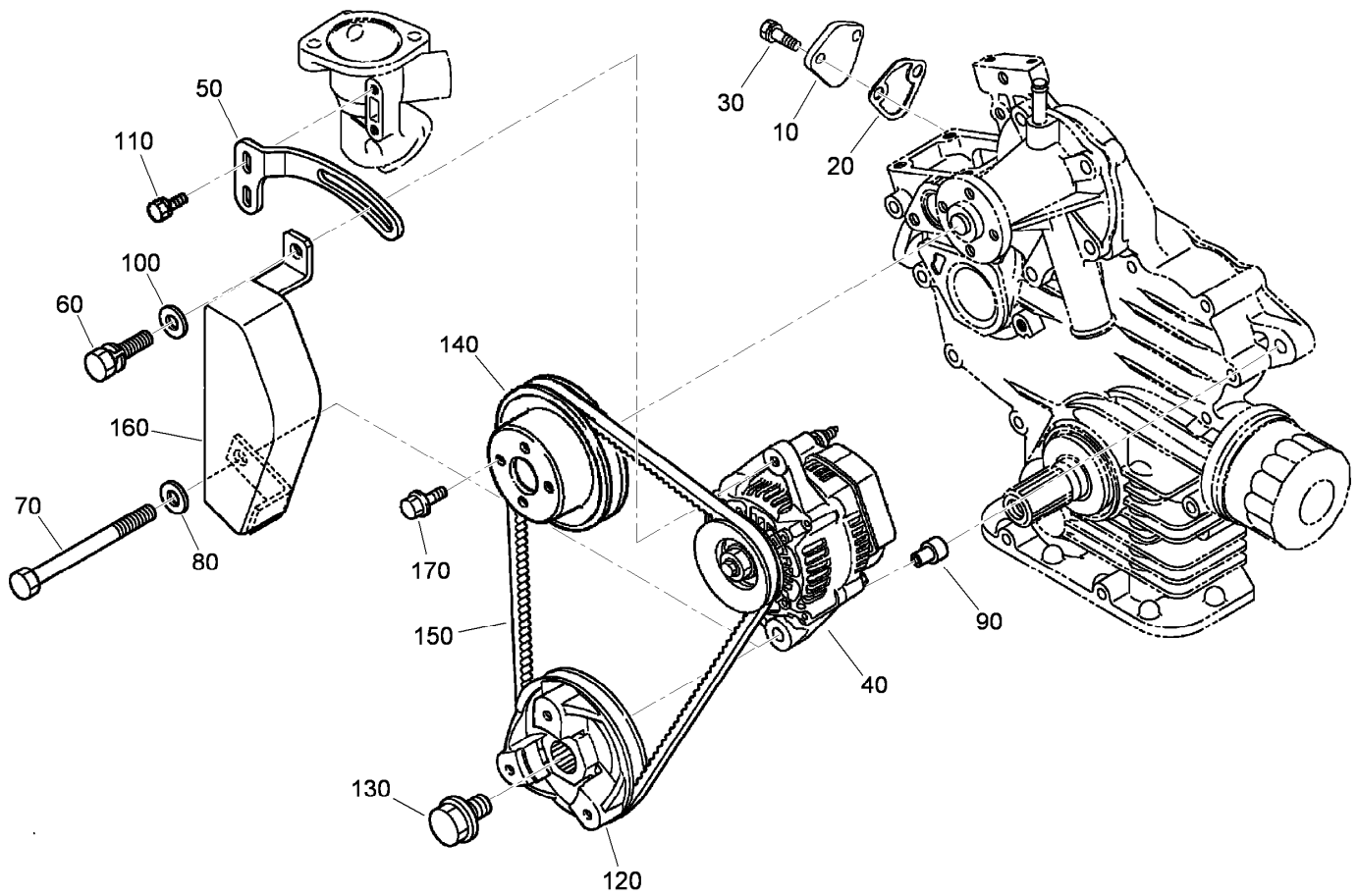
<i>Ref.</i>	<i>Part Number</i>	<i>Qty.</i>	<i>Description</i>
10	110-3764	1	Joint
40	110-3765	1	Injection Pump ASM
50	115-3045	1	Shim-Injection (0.175MM)
50	98-9456	1	Shim-Injection (0.20MM)
50	98-9457	1	Shim-Injection (0.25MM)
60	115-3046	1	Shim-Injection (0.35MM)
60	98-9458	1	Shim-Injection (0.30MM)
70	98-9361	2	Bolt-HSH
80	98-9438	2	Stud
90	98-9440	2	Nut-Cap
100	98-7699	4	Washer-Spring
110	100-1896	1	Screw-Hollow
120	98-9445	2	Gasket
130	98-9430	1	Screw
140	98-9446	1	Gasket

<i>Ref.</i>	<i>Part Number</i>	<i>Qty.</i>	<i>Description</i>
150	98-9466	1	Plug
160	98-9451	1	Gasket
170	110-3766	1	Spring-Start
180	110-3767	1	Spring-Governor
190	112-2506	1	Fork Lever ASM
195	117-0313	1	Spring
200	100-1905	1	Fork Lever ASM
210	100-1907	1	Lever-Fork
220	100-1908	1	Shaft-Lever, Fork
230	100-1751	1	Pin-Spring
240	100-1845	1	Bolt
250	100-2204	1	Washer-Spring
260	100-1909	1	Holder-Lever, Fork
270	100-1763	2	Bolt



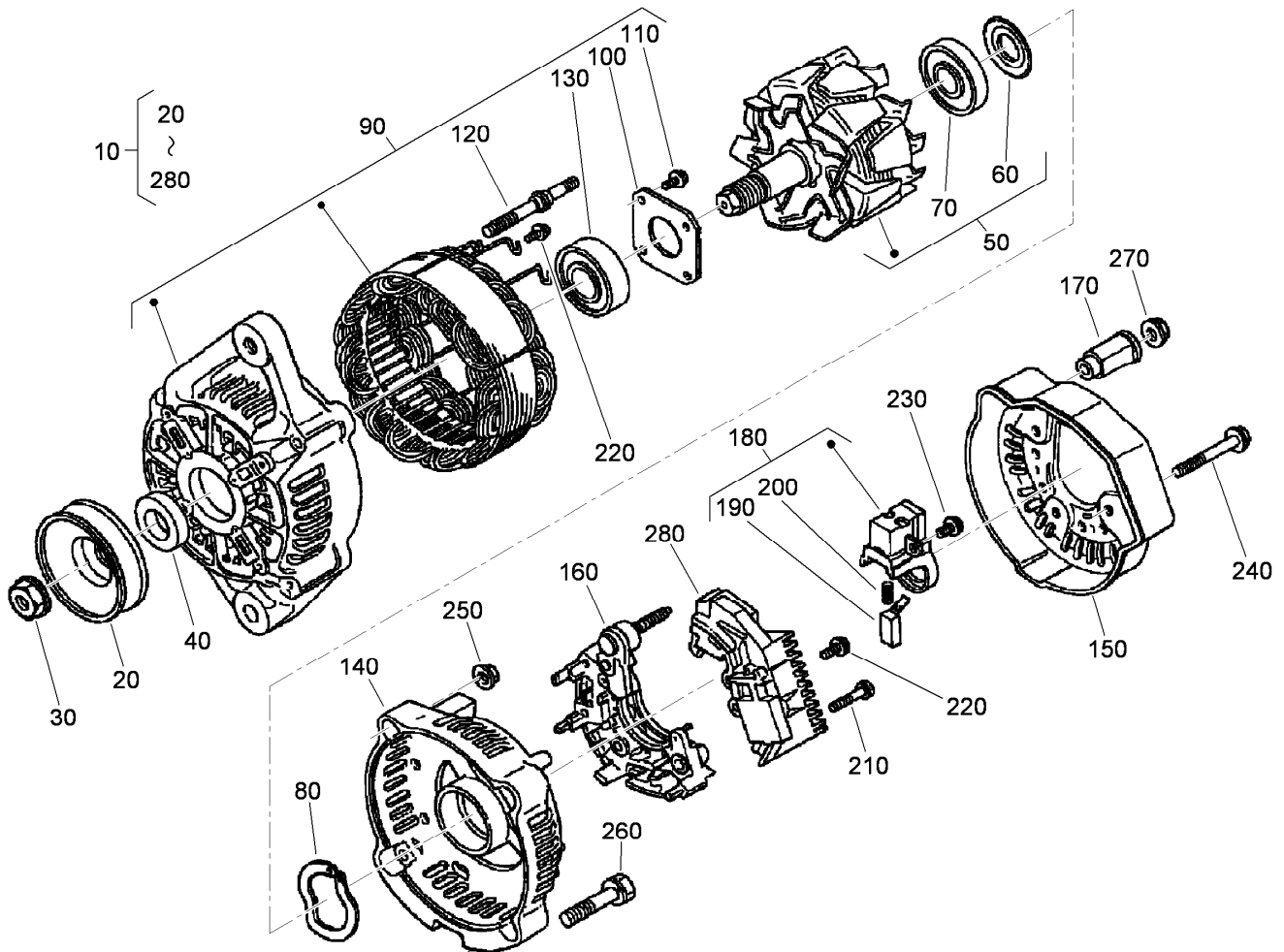
Speed Control Plate Assembly

<i>Ref.</i>	<i>Part Number</i>	<i>Qty.</i>	<i>Description</i>
10	110-3769	1	Speed Control Plate ASM
20	110-3770	1	Plate-Control, Speed
30	110-3771	1	Lever-Governor
40	110-3772	1	Collar
50	100-2208	1	O-Ring
60	110-3773	1	Lever-Control, Speed
70	110-3774	1	Nut-Control, Speed
80	110-3775	1	Shaft-Lever
90	110-3776	1	Lever-Stop, Engine
100	110-3777	1	Pin-Spring
110	100-2207	1	O-Ring
120	110-3778	1	Spring-Return
130	110-3779	1	Cap
160	100-1962	1	Gasket-Plate, Control
170	98-7605	2	Bolt
180	112-2507	2	Bolt



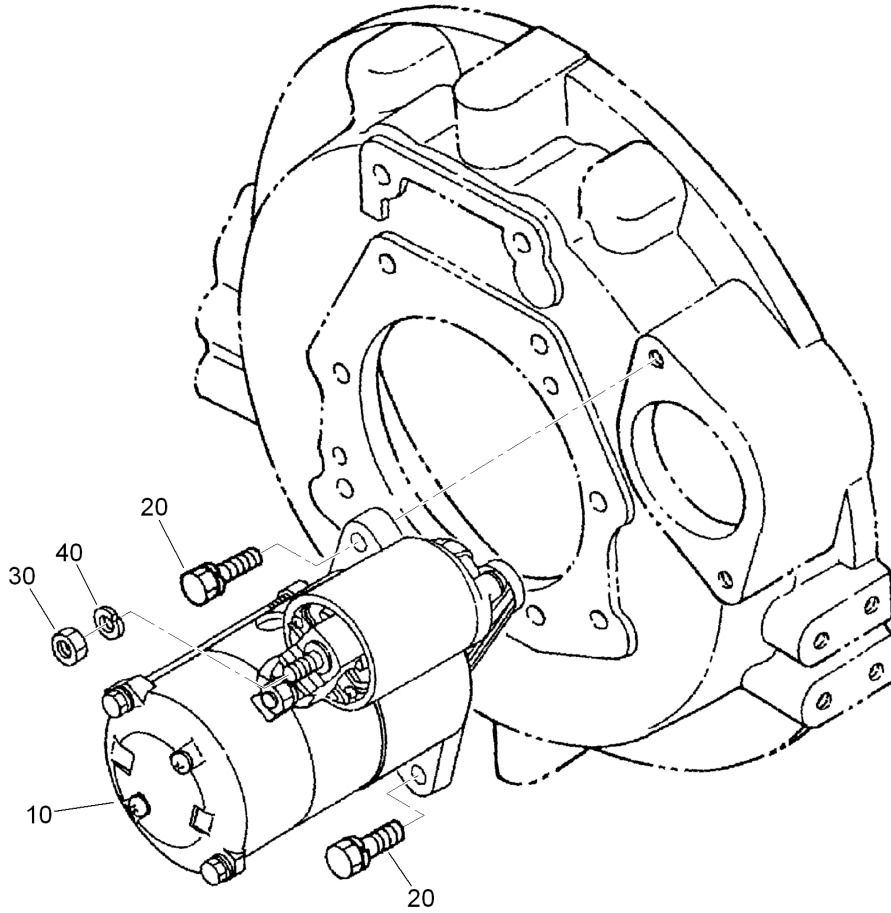
Alternator, Pulley and Fuel Pump Cover Assembly

<i>Ref.</i>	<i>Part Number</i>	<i>Qty.</i>	<i>Description</i>
10	99-3514	1	Cover
20	98-9636	1	Gasket-Pump, Fuel
30	98-7692	2	Bolt
40	98-9474	1	Alternator ASM
50	110-3792	1	Stay-Alternator
60	98-7697	1	Bolt
70	98-7556	1	Bolt
80	98-7660	1	Washer-Plain
90	110-3794	1	Collar
100	107-0119	1	Washer-Plain
110	98-7692	2	Bolt
120	112-2510	1	Pulley-Drive, Fan
130	100-1978	1	Bolt
140	100-1921	1	Pulley-Fan
150	112-2511	1	Belt
160	110-3797	1	Cover
170	99-8363	4	Bolt-Flange



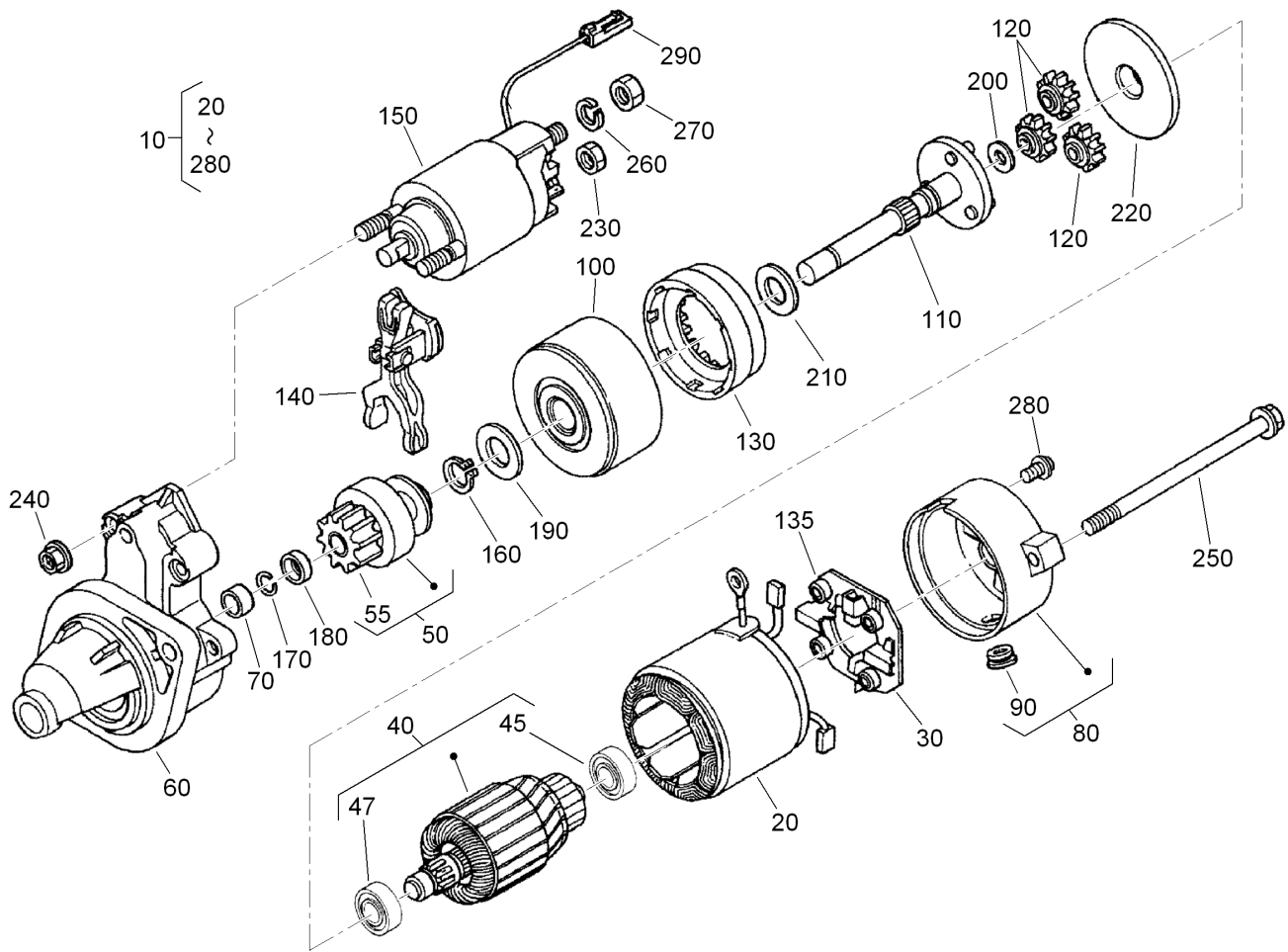
Alternator Components Assembly

<i>Ref.</i>	<i>Part Number</i>	<i>Qty.</i>	<i>Description</i>	<i>Ref.</i>	<i>Part Number</i>	<i>Qty.</i>	<i>Description</i>
10	98-9474	1	Alternator ASM	150	107-0140	1	Cover-End
20	98-9453	1	Pulley-Dynamo	160	98-7721	1	Rectifier ASM
30	98-7708	1	Nut	170	98-7722	1	Bushing-Insulation
40	98-7709	1	Collar	180	107-0141	1	Brush Holder ASM
50	107-0136	1	Rotor ASM	190	98-7724	2	Brush
60	98-7711	1	Cover-Bearing	200	98-7725	2	Spring-Brush
70	107-0138	1	Bearing-Ball	210	98-7726	2	Screw-Head, Round
80	98-7713	1	Washer-Thrust	220	98-7727	6	Screw-Head, Round
90	107-0139	1	Drive End Frame ASM	230	98-7728	1	Screw-Head, Round
100	98-7715	1	Plate-Retainer	240	98-7729	3	Bolt
110	98-7716	4	Screw-Head, Round	250	98-7730	2	Nut
120	98-7717	2	Bolt-Through	260	98-7731	2	Bolt
130	107-0137	1	Bearing-Ball	270	98-7732	1	Nut
140	107-9087	1	Frame-End	280	110-3799	1	Regulator ASM



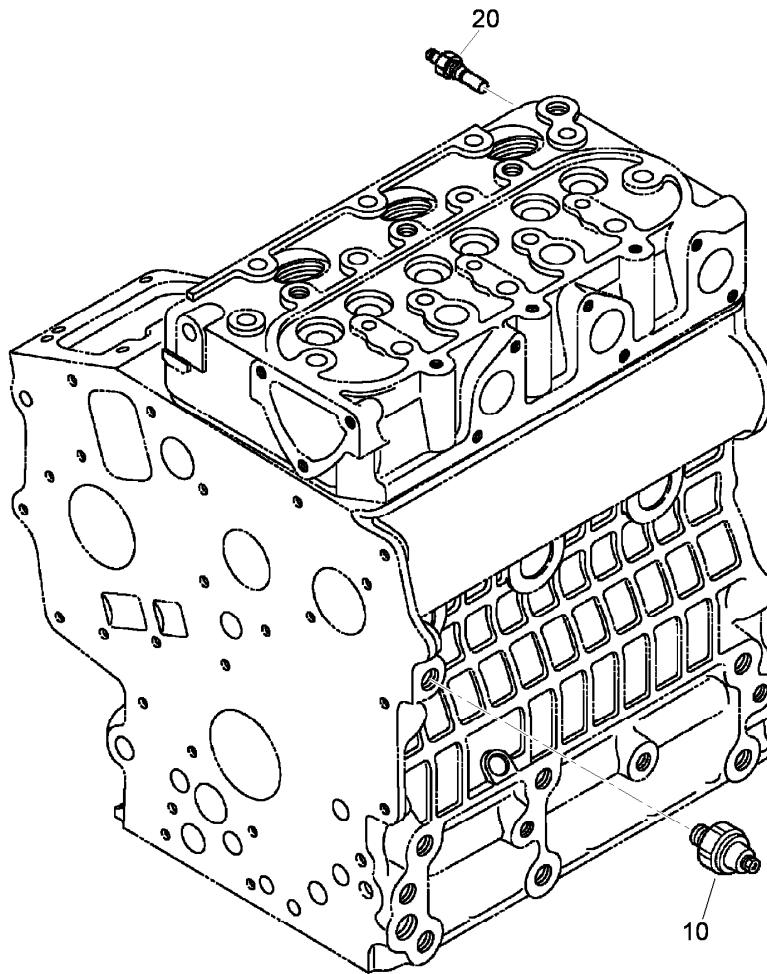
Starter Installation Assembly

<i>Ref.</i>	<i>Part Number</i>	<i>Qty.</i>	<i>Description</i>
10	100-2179	1	Starter ASM
20	98-7438	2	Bolt
30	98-7534	1	Nut
40	105-2893	1	Washer-Spring



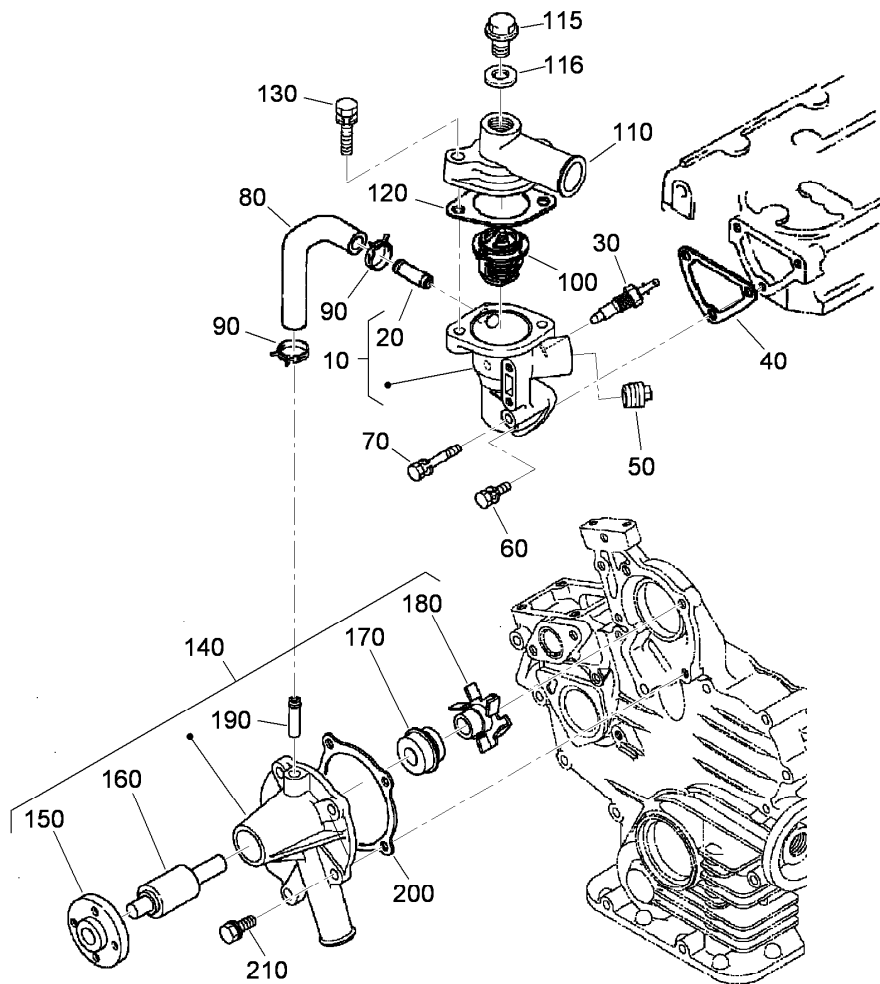
Starter Components Assembly

Ref.	Part Number	Qty.	Description	Ref.	Part Number	Qty.	Description
10	100-2179	1	Starter ASM	140	100-2218	1	Lever
20	100-2181	1	Starter Yoke ASM	150	100-2211	1	Magnetic Switch ASM
30	100-2222	1	Holder ASM	160	100-2219	1	Ring-Snap
40	100-2182	1	Armature ASM	170	100-2212	1	Ring-Snap
45	98-9412	1	Bearing-Ball	180	100-2216	1	Collar
47	98-9411	1	Bearing-Ball	190	100-2224	1	Washer-Plain
50	100-2185	1	Starter Clutch ASM	200	100-2225	1	Washer-Plain
55	112-2833	1	Gear-Pinion	210	100-2226	1	Washer-Plain
60	100-2180	1	Starter Housing ASM	220	100-2227	1	Plate
70	100-2183	1	Bearing	230	99-8371	1	Nut-Hex
80	100-2186	1	Frame ASM	240	100-1813	2	Nut
90	100-2213	1	Cover	250	100-2210	2	Bolt-Through
100	100-2223	1	Bearing ASM	260	100-2215	1	Washer-Spring
110	100-2187	1	Starter Shaft ASM	270	100-2171	1	Nut-Hex
120	100-2220	3	Gear	280	100-2188	2	Screw
130	100-2221	1	Gear	290	99-1434	1	Wire-Lead
135	98-7750	4	Spring-Brush				



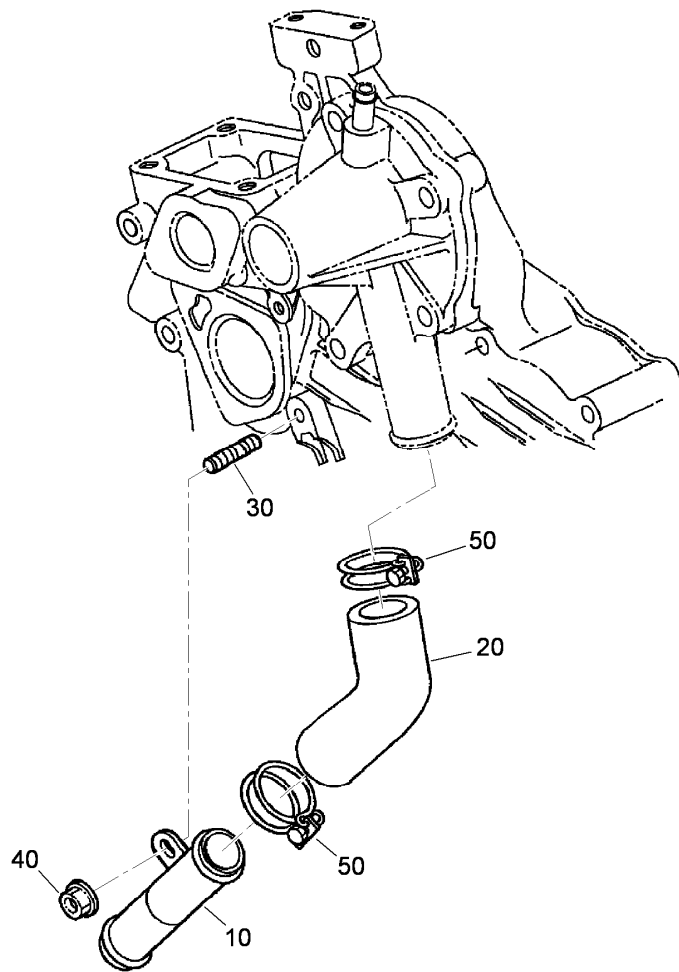
Oil Switch and Thermometer Assembly

<i>Ref.</i>	<i>Part Number</i>	<i>Qty.</i>	<i>Description</i>
10	98-7764	1	Switch-Oil
20	99-3582	1	Thermoswitch



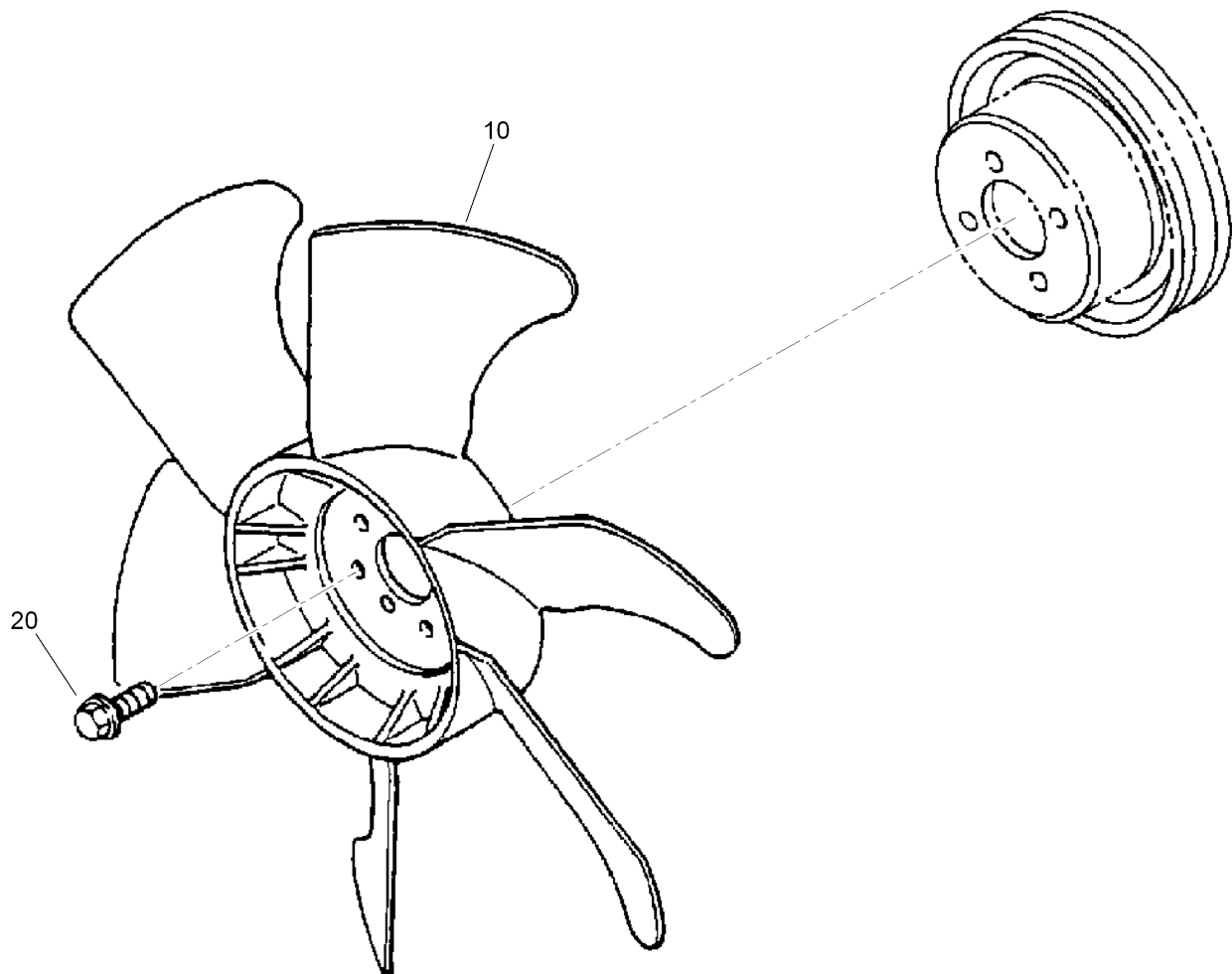
Water Flange, Thermostat and Water Pump Assembly

<i>Ref.</i>	<i>Part Number</i>	<i>Qty.</i>	<i>Description</i>
10	110-3819	1	Water Flange ASM
20	98-9580	1	Pipe-Return, Water
30	99-3582	1	Thermoswitch
40	110-3820	1	Gasket-Flange, Water
50	110-3821	1	Plug
60	98-7692	2	Bolt
70	105-3797	1	Bolt
80	110-3822	1	Pipe-Return, Water
90	98-9579	2	Band-Pipe
100	98-7778	1	Thermostat ASM
110	112-2512	1	Cover-Thermostat
115	105-3747	1	Plug
116	99-3583	1	Gasket
120	105-3748	1	Gasket-Thermostat
130	98-7777	2	Bolt
140	110-3824	1	Water Pump ASM
150	100-1933	1	Flange-Pump, Water
160	100-1934	1	Bearing-Ball
170	99-3518	1	Water Pump Seal ASM
180	110-3825	1	Impeller-Pump, Water
190	100-1932	1	Pipe-Return, Water
200	117-0330	1	Gasket-Pump, Water
210	100-1750	4	Bolt



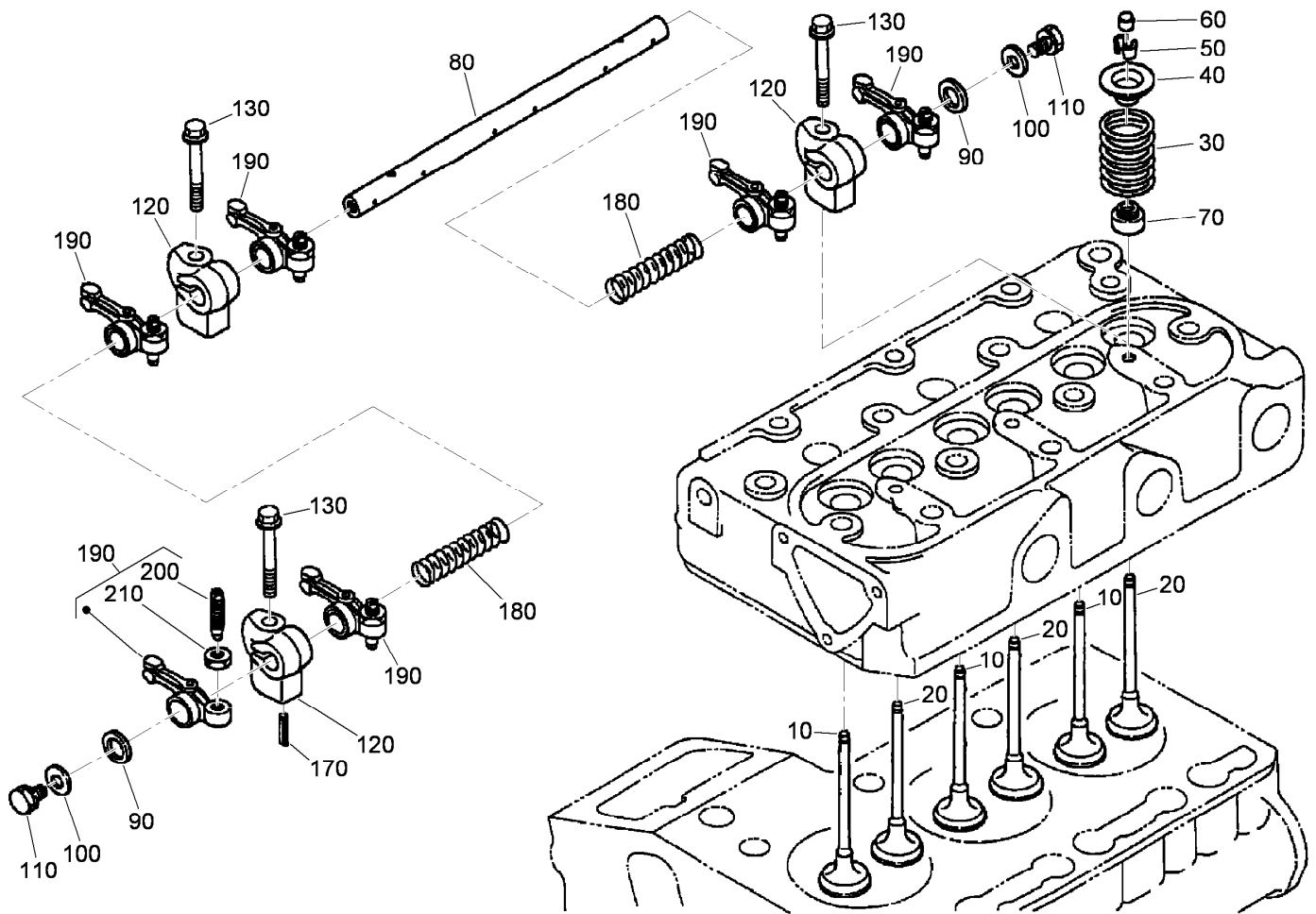
Water Pipe Assembly

<i>Ref.</i>	<i>Part Number</i>	<i>Qty.</i>	<i>Description</i>
10	100-1918	1	Pipe-Water
20	110-3827	1	Pipe-Water
30	100-1924	1	Stud
40	100-2203	1	Nut-Flange
50	110-3828	2	Band-Pipe



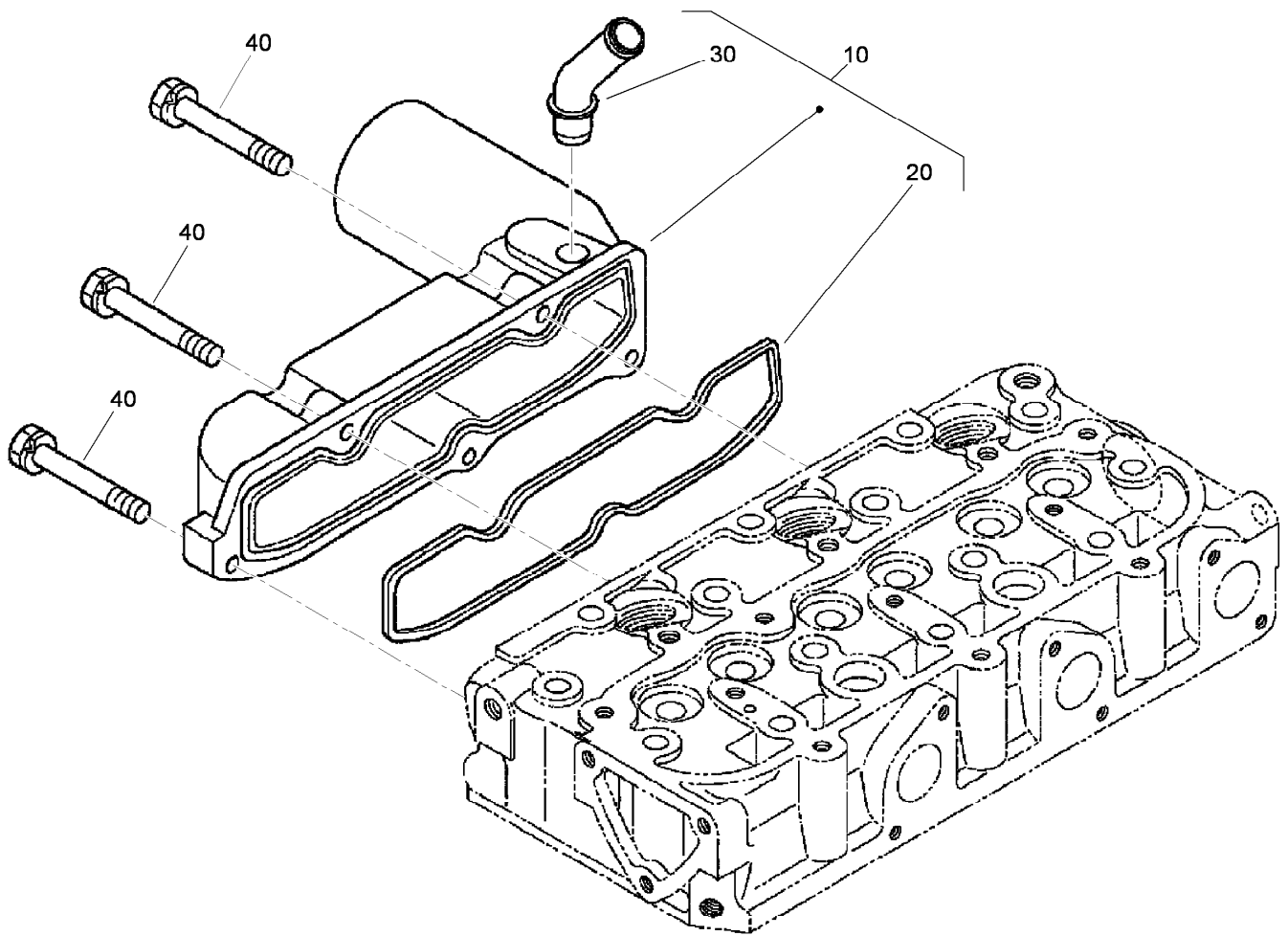
Fan Assembly

<i>Ref.</i>	<i>Part Number</i>	<i>Qty.</i>	<i>Description</i>
10	112-2513	1	Fan
20	99-8363	1	Bolt-Flange



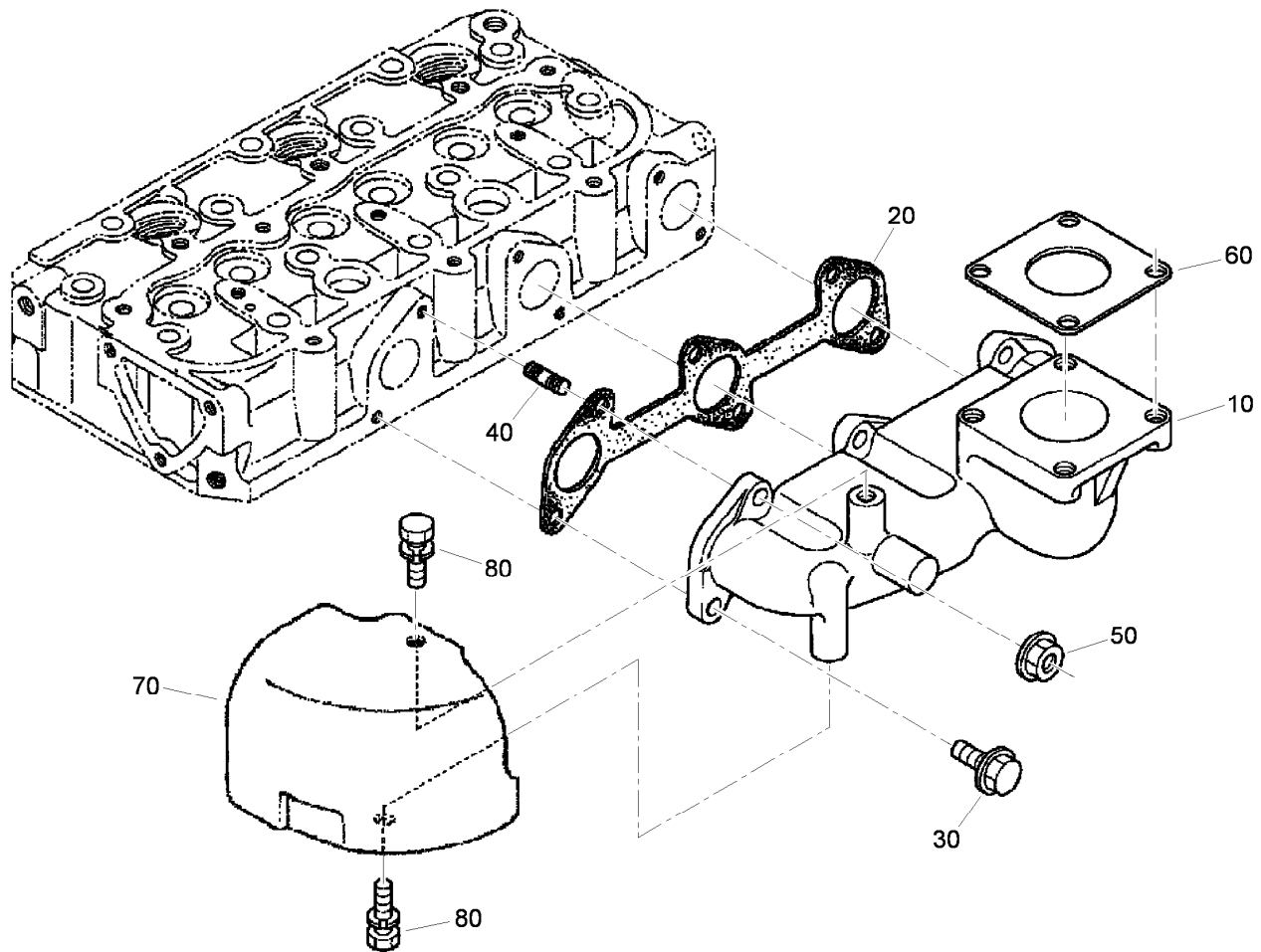
Valve and Rocker Arm Assembly

Ref.	Part Number	Qty.	Description
10	112-2514	3	Valve-Inlet
20	112-2515	3	Valve-Exhaust
30	100-1823	6	Spring-Valve
40	100-1825	6	Retainer-Spring, Valve
50	100-1826	6	Collet-Spring, Valve
60	100-2155	6	Cap-Valve
70	100-1797	6	Seal-Stem, Valve
80	112-8341	1	Shaft-Arm, Rocker
90	100-2044	2	Washer
100	110-3832	2	Washer-Plain
110	100-1762	2	Bolt
120	110-3833	3	Bracket-Arm, Rocker
130	110-3834	3	Bolt-Flange
170	98-7602	1	Pin-Spring
180	112-8342	2	Spring
190	100-1884	6	Rocker Arm ASM
200	100-1885	6	Screw-Adjusting
210	100-1827	6	Nut



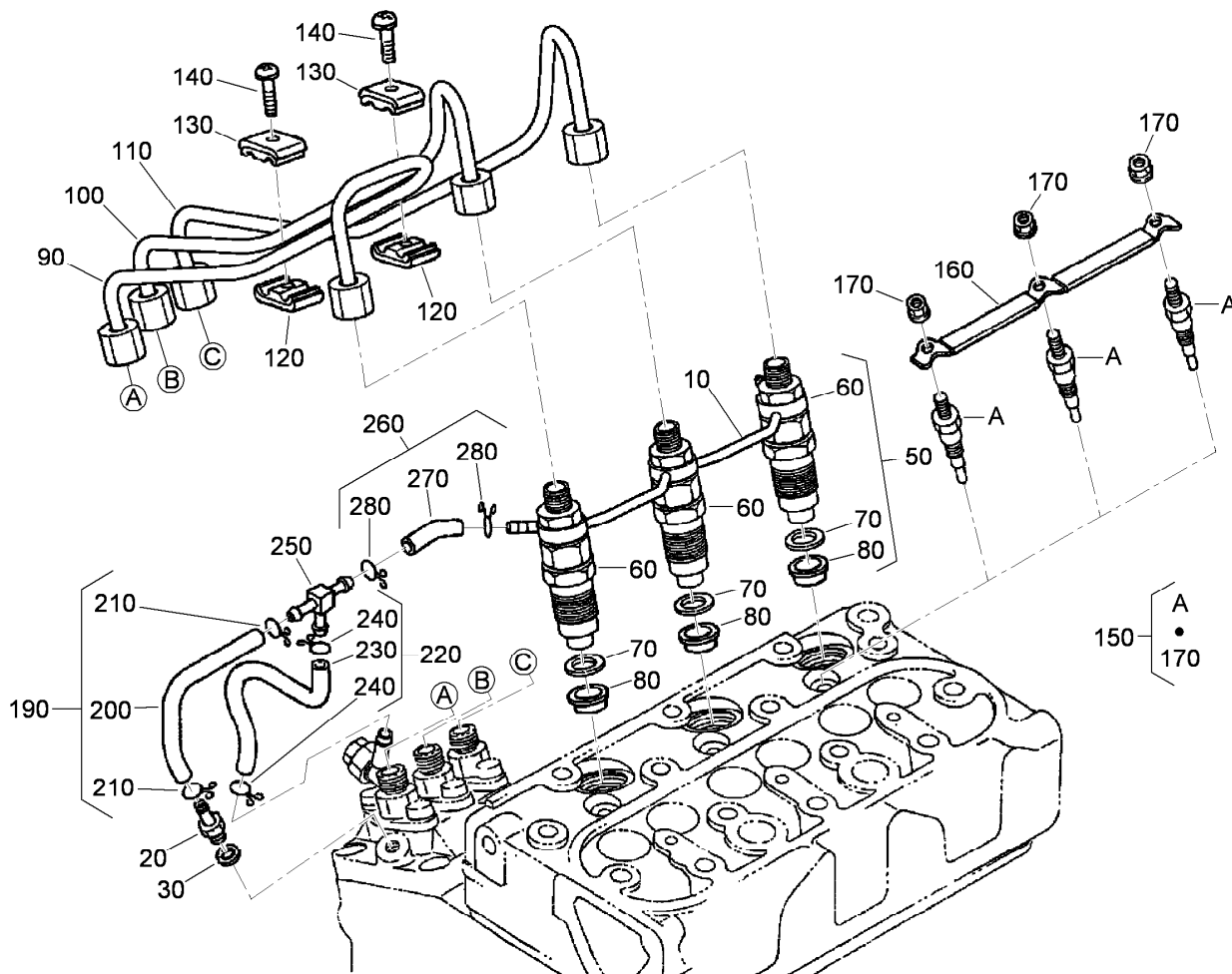
Inlet Manifold Assembly

<i>Ref.</i>	<i>Part Number</i>	<i>Qty.</i>	<i>Description</i>
10	110-3836	1	Inlet Manifold ASM
20	110-3838	1	Gasket-Manifold, Intake
30	110-3837	1	Pipe-Breather
40	98-9352	5	Bolt



Exhaust Manifold Assembly

<i>Ref.</i>	<i>Part Number</i>	<i>Qty.</i>	<i>Description</i>
10	112-2516	1	Manifold-Exhaust
20	110-3840	1	Gasket-Manifold, Exhaust
30	100-1775	3	Bolt
40	100-2202	3	Stud
50	100-1778	3	Nut
60	99-8343	1	Gasket-Muffler
70	112-2517	1	Cover-Heat
80	100-1762	2	Bolt

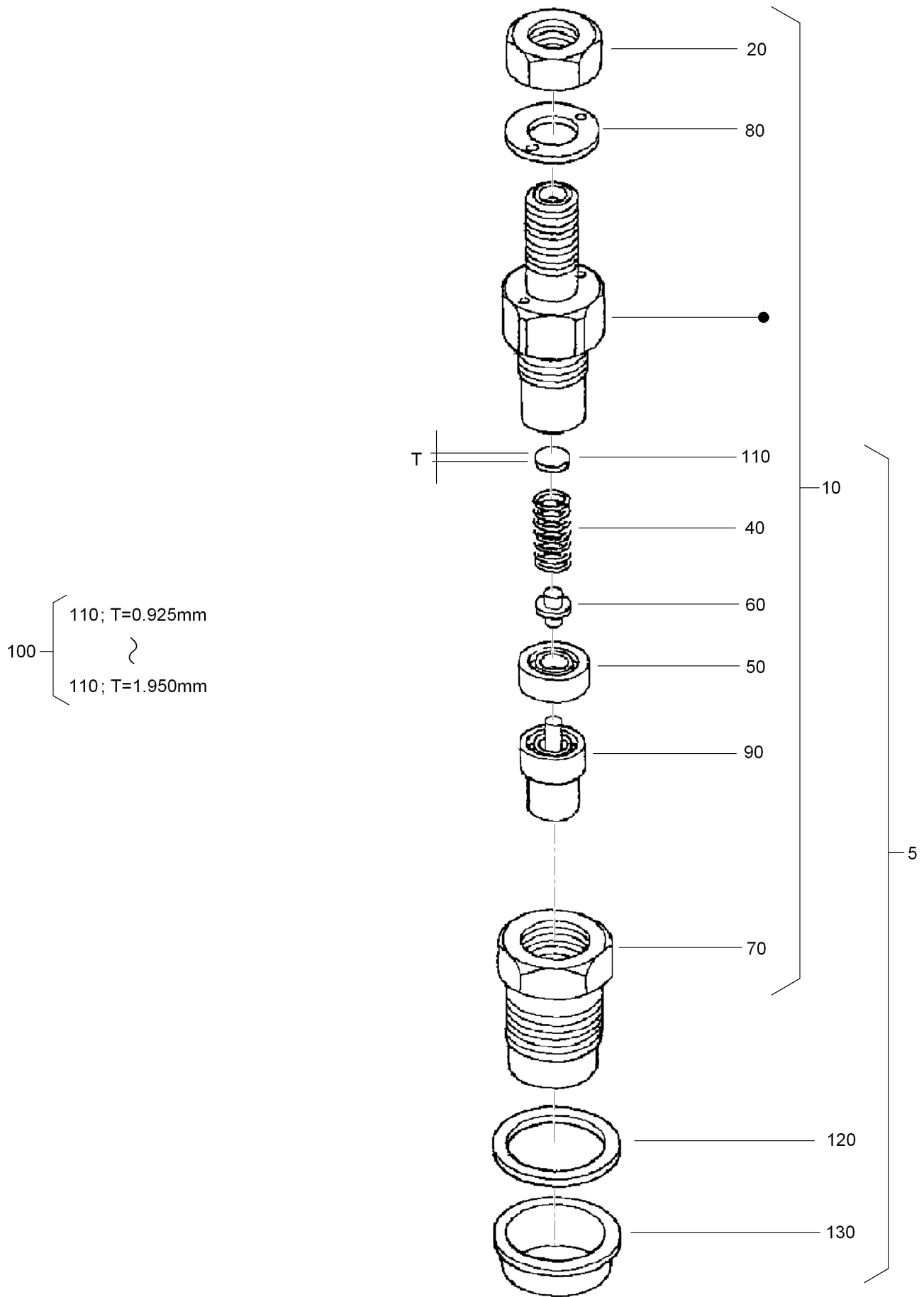


Nozzle Holder and Glow Plug Assembly

Ref.	Part Number	Qty.	Description
10	110-3780	1	Over Flow Pipe ASM
20	98-9431	1	Screw-Bleeder, Air
30	98-7654	1	Gasket
50	100-1982	3	Nozzle Holder Kit
60	100-1758	3	Nozzle Holder ASM
70	98-7676	3	Gasket
80	98-7677	3	Seal-Heat
90	110-3781	1	Pipe-Injection
100	110-3782	1	Pipe-Injection
110	110-3783	1	Pipe-Injection
120	98-7682	2	Clamp-Pipe
130	98-7683	2	Clamp-Pipe
140	98-7684	2	Screw (W/Washer)

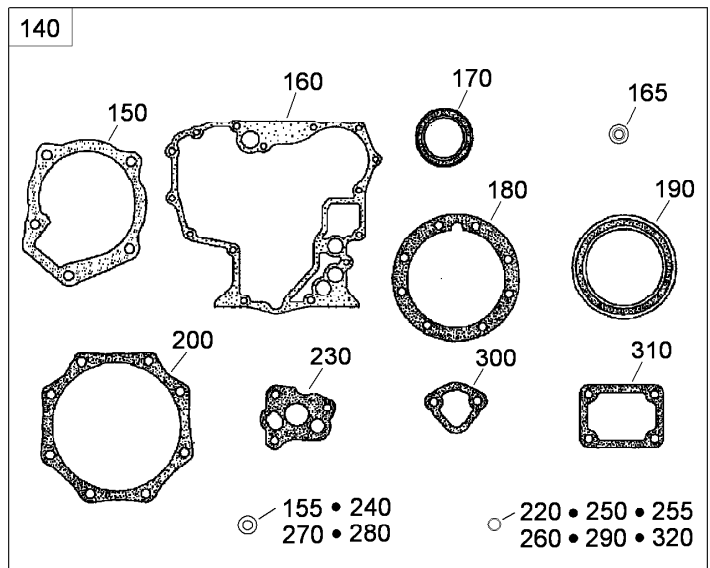
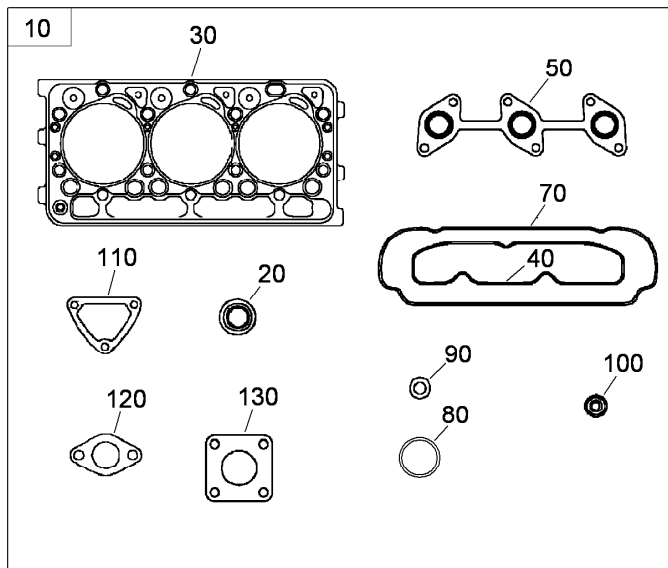
Ref.	Part Number	Qty.	Description
150	100-1854	3	Plug-Glow
160	110-3784	1	Cord-Plug, Glow
170	99-8377	3	Nut-Flange
190	110-3785	1	Fuel Tube ASM
200	110-3786	1	Tube-Fuel
210	98-7671	2	Clip-Pipe
220	110-3787	1	Fuel Tube ASM
230	110-3788	1	Tube-Fuel
240	98-7671	2	Clip-Pipe
250	112-8338	1	Pipe-Joint, T
260	110-3790	1	Fuel Tube ASM
270	110-3791	1	Tube-Fuel
280	98-7671	2	Clip-Pipe

Nozzle Holder Assembly



Nozzle Holder Assembly (continued)

<i>Ref.</i>	<i>Part Number</i>	<i>Qty.</i>	<i>Description</i>	<i>Ref.</i>	<i>Part Number</i>	<i>Qty.</i>	<i>Description</i>
5	100-1982	3	Nozzle Holder Kit	110	98-7860	3	Washer-Adjusting (1.400MM)
10	100-1758	3	Nozzle Holder ASM	110	98-7861	3	Washer-Adjusting (1.425MM)
20	98-7613	3	Nut	110	98-7862	3	Washer-Adjusting (1.450MM)
40	98-7647	3	Spring-Nozzle	110	98-7863	3	Washer-Adjusting (1.475MM)
50	98-7665	3	Spacer-Distance	110	98-7864	3	Washer-Adjusting (1.500MM)
60	98-7666	3	Rod-Push	110	98-7865	3	Washer-Adjusting (1.525MM)
70	100-2242	3	Nut-Nozzle	110	98-7866	3	Washer-Adjusting (1.550MM)
80	98-7668	3	Washer	110	98-7867	3	Washer-Adjusting (1.575MM)
90	100-2009	3	Piece-Nozzle	110	98-7868	3	Washer-Adjusting (1.600MM)
100	98-9448	3	Adjusting Washer ASM	110	98-7869	3	Washer-Adjusting (1.625MM)
110	98-7842	3	Washer-Adjusting (0.950Mm)	110	98-7870	3	Washer-Adjusting (1.650MM)
110	98-7841	3	Washer-Adjusting (0.925Mm)	110	98-7871	3	Washer-Adjusting (1.675MM)
110	98-7843	3	Washer-Adjusting (0.975Mm)	110	98-7872	3	Washer-Adjusting (1.700MM)
110	98-7844	3	Washer-Adjusting (1.000Mm)	110	98-7873	3	Washer-Adjusting (1.725MM)
110	98-7845	3	Washer-Adjusting (1.025Mm)	110	98-7874	3	Washer-Adjusting (1.750MM)
110	98-7846	3	Washer-Adjusting (1.050Mm)	110	98-7875	3	Washer-Adjusting (1.775MM)
110	98-7847	3	Washer-Adjusting (1.075MM)	110	98-7876	3	Washer-Adjusting (1.800MM)
110	98-7848	3	Washer-Adjusting (1.100MM)	110	98-7877	3	Washer-Adjusting (1.825MM)
110	98-7849	3	Washer-Adjusting (1.125MM)	110	98-7878	3	Washer-Adjusting (1.850MM)
110	98-7850	3	Washer-Adjusting (1.150MM)	110	98-7879	3	Washer-Adjusting (1.875MM)
110	98-7851	3	Washer-Adjusting (1.175MM)	110	98-7880	3	Washer-Adjusting (1.900MM)
110	98-7852	3	Washer-Adjusting (1.200MM)	110	98-7881	3	Washer-Adjusting (1.925MM)
110	98-7853	3	Washer-Adjusting (1.225MM)	110	98-7882	3	Washer-Adjusting (1.950MM)
110	98-7854	3	Washer-Adjusting (1.250MM)	120	98-7676	3	Gasket
110	98-7855	3	Washer-Adjusting (1.275MM)	130	98-7677	3	Seal-Heat
110	98-7856	3	Washer-Adjusting 1.300MM)				
110	98-7857	3	Washer-Adjusting (1.325MM)				
110	98-7858	3	Washer-Adjusting (1.350MM)				
110	98-7859	3	Washer-Adjusting (1.375MM)				



Engine Gasket Kits

Ref.	Part Number	Qty.	Description
10	112-2518	1	Upper Gasket Kit
20	100-1797	6	Seal-Stem, Valve
30	112-2520	1	Gasket-Head, Cylinder
40	110-3838	1	Gasket-Manifold, Intake
50	110-3840	1	Gasket-Manifold, Exhaust
70	112-2521	1	Gasket-Cover, Head
80	99-3446	1	O-Ring
90	98-7676	3	Gasket
100	98-7677	3	Seal-Heat
110	110-3820	1	Gasket-Flange, Water
120	105-3748	1	Gasket-Thermostat
130	99-8343	1	Gasket-Muffler
140	117-1706	1	Lower Gasket Kit
150	117-0330	1	Gasket-Pump, Water
155	98-7524	1	Gasket
160	117-0327	1	Gasket-Case, Gear
165	112-8325	1	Washer

Ref.	Part Number	Qty.	Description
170	100-1971	1	Seal-Oil
180	112-2812	1	Gasket-Case, Bearing
190	110-3724	1	Seal-Oil
200	100-1876	1	Gasket-Cover, Case
220	100-2209	1	O-Ring
230	100-2003	1	Gasket-Pump, Oil
240	98-7654	1	Gasket
250	100-2208	1	O-Ring
255	98-9722	1	O-Ring
260	100-2207	1	O-Ring
270	98-7654	2	Gasket
280	110-9715	1	Gasket-Pan, Oil
290	105-3776	1	O-Ring
300	98-9636	1	Gasket-Pump, Fuel
310	100-1962	1	Gasket-Plate, Control
320	110-3762	1	O-Ring

Attachments and Accessories

For 22323 TX 525 Compact Utility Loader

Product Name	Model/Part
Light Kit.....	100-8840
Track Kit.....	104-6106
Road Wheel Kit.....	106-7620
Reference Guide Kit	107-9310
Track-Aggressive Tread.....	108-5640
4 Cubic Foot Standard Bucket	22409
Loose Materials Bucket	22410
48in Hydraulic Blade	22414
Rotary Broom	22415
Bore Drive Head	22420
Rod and Reamer	22421
Multi-Purpose Tool.....	22423
Power Box Rake.....	22425
Stump Grinder	22429
Tree Forks	22438
Cement Bowl	22442
40in Tiller	22445
Snowthrower.....	22456
Crumber Kit	22464
Trencher Head.....	22470
High-Speed Trencher Head.....	22471
Trench Filler.....	22472
TX Platform.....	22476
Narrow Bucket.....	22520
Grapple Rake	22521
Auger Head	22805
Universal Swivel Auger Head	22806
6in Auger Bit	22810
9in Auger Bit.....	22811
12in Auger Bit	22812
15in Auger Bit	22813
18in Auger Bit	22814
24in Auger Bit.....	22815
30in Auger Bit	22816
12in Auger Bit Extension	22818
24in Auger Bit Extension	22819
Vibratory Plow	22911
Soil Cultivator	23101
Concrete Breaker	23135
Backhoe Fitup Kit.....	23162
Backhoe.....	23163
Adjustable Forks	23164
Leveler.....	23165
Spark Arrestor Screen	75-6880

Notes:

Notes:



Count on it.