



**Count on it.**

**Parts Catalog**

**LT-F3000**

**Triple Flail Mower**

Model No. 31659—Serial No. 412413601 and Up



# Ordering Replacement Parts

To order replacement parts, please supply the part number, the quantity, and the description of each part desired.

## Understanding Reference Numbers

Each identified part in an illustration has a reference number. The reference number for a part also appears in the parts list, along with other information about the part.

This catalog uses two special reference number formats, one to indicate parts in a service assembly and another to indicate the quantity of a given part in an illustration.

## Service Assembly Reference Numbers

Parts in service assemblies have reference numbers in the form a:b. The a represents the reference number of the entire service assembly and the b represents a sequential number unique to each part within the service assembly.

For example, a wheel assembly might be identified by reference number 6, the tire by 6:1, the valve by 6:2, and the wheel by 6:3. When you order the assembly identified by reference number 6, you receive all parts identified by reference numbers 6:1, 6:2, and 6:3. However, you may also order any part individually. Reference numbers of this type appear in illustration and in parts lists.

## Reference Numbers Indicating Quantity

In an illustration, if a reference number indicates more than one part, the reference number has the form nX y. The n represents the quantity of the part, the X is the multiplication symbol, and the y represents the reference number.

For example, in an illustration, the reference number 2X 37 means that two of the parts identified by reference number 37 are indicated.

# Contents

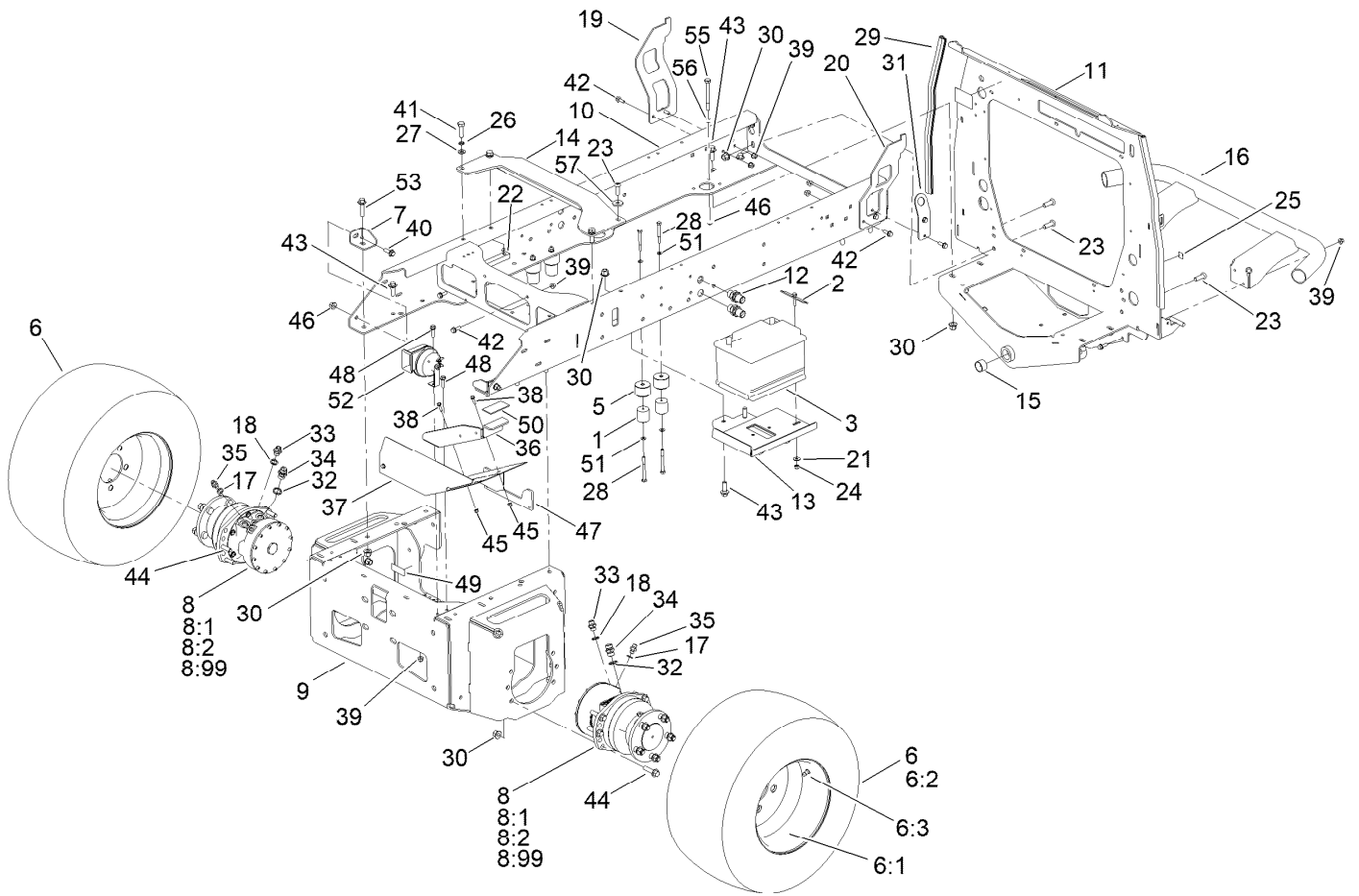
Chassis Assembly .....	6
Rear Axle Assembly .....	8
Front Arm Assembly .....	10
Centre Arm Assembly .....	12
Engine Assembly .....	14
Fuel Hose Assembly .....	16
Cooling Package Assembly .....	18
Operator Area Assembly .....	20
Steering Column Assembly No. 132-6230 .....	22
Engine Cover Assembly .....	24
Electrical Bulkhead Assembly .....	26
Console and Main Wiring Harness Assembly .....	28
Main Wire Harness Assembly No. 122-1215 .....	30
Engine Wiring Harness Assembly .....	32
Control Arm Assembly .....	34
Control Pedals Assembly .....	36
Cutterhead Assembly .....	38
Flail Cutterhead Assembly No. 134-4241 .....	40
Center Head HOC Adjuster Assembly .....	42
Front Head HOC Adjuster Assembly .....	44
Fuel Tank and Storage Pod Assembly .....	46
ROPS Assembly .....	48
Hydraulic Oil Tank Assembly .....	50
Transmission and Cutter Pump Assembly .....	52
Hydraulic Pump Assembly No. 134-4255 .....	54
Transmission Circuit Hydraulic Hose Assembly .....	56
Cutter Circuit Hydraulic Hose Assembly .....	58
Lift Circuit Hydraulic Hosing Assembly .....	60
Filter Assembly .....	62
Rear Transmission Manifold Assembly .....	64
Hydraulic Manifold Assembly No. 134-3295 .....	66
Transmission Manifold Assembly .....	68
Cutter Manifold Assembly .....	70
Manifold Control Assembly No. 134-4823 .....	72
Lift Manifold Assembly .....	74
Lift Control Manifold Assembly No. 111-8419 .....	76
Cylinder Block Assembly .....	78
Gear Housing Assembly .....	80
Flywheel Housing and Oil Sump Assembly .....	82
Cylinder Head and Bonnet Assembly .....	84
Suction Manifold Assembly .....	86
Exhaust Manifold .....	88
Diesel Particulate Filter Assembly .....	90
Camshaft and Driving Gear Assembly .....	92
Turbine Assembly .....	94
Crankshaft and Piston Assembly .....	96
Lube and Oil System Assembly .....	98
Lube and Oil Pipe Assembly .....	100
Cooling Water System Assembly .....	102
Fuel Supply Pump Assembly .....	104
Fuel Injection Valve Assembly .....	106
Fuel Pipe Assembly .....	108
Starting Motor Assembly .....	110
Generator Assembly .....	112

# Contents (continued)

Electric Parts Assembly..... 114  
Accessory Assembly ..... 116  
Gasket Set Assembly ..... 118  
Attachments and Accessories ..... 120



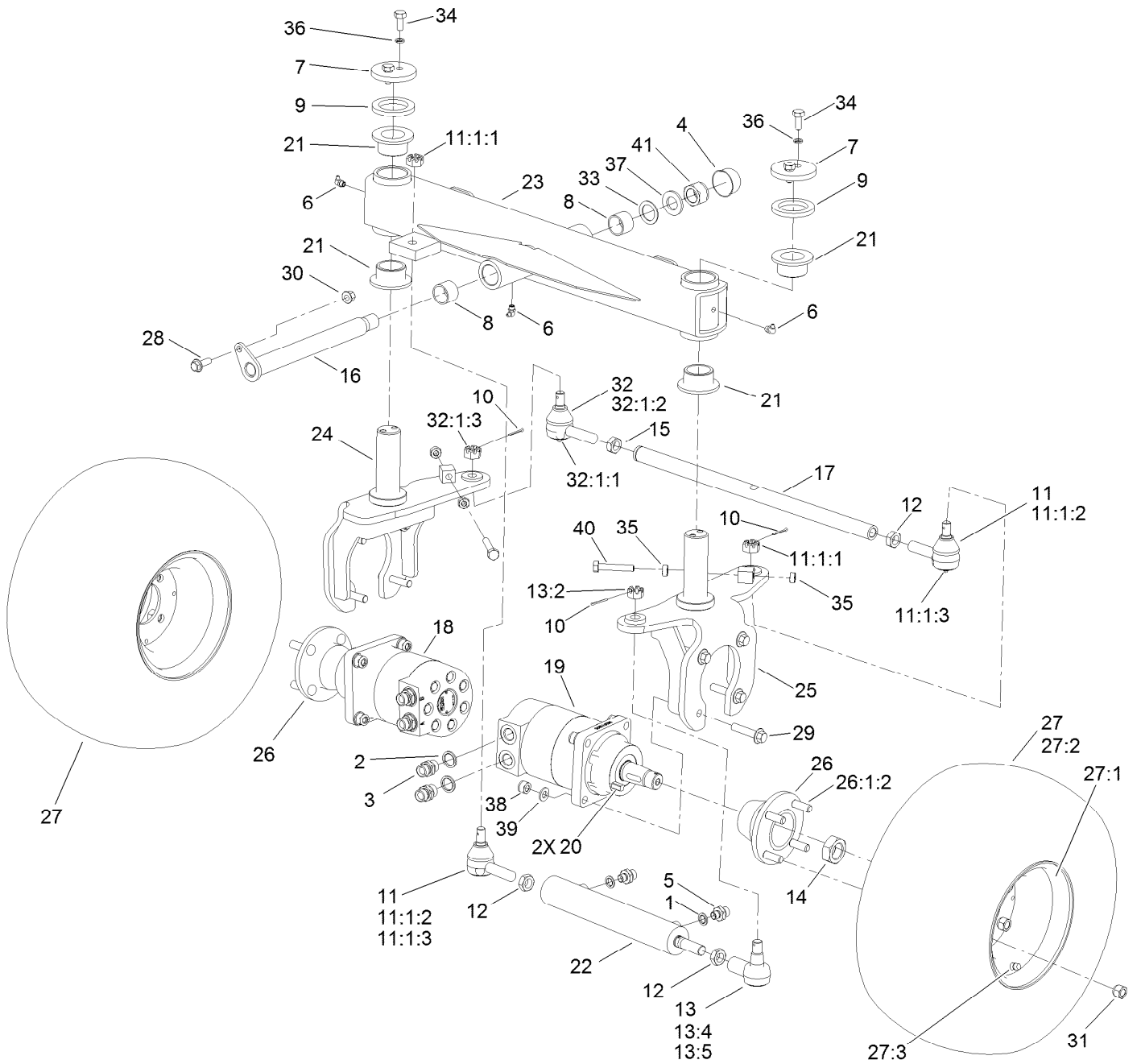
# Chassis Assembly



## Chassis Assembly (continued)

<i>Ref.</i>	<i>Part Number</i>	<i>Qty.</i>	<i>Description</i>	<i>Ref.</i>	<i>Part Number</i>	<i>Qty.</i>	<i>Description</i>
1	61-07-003	4	Buffer-Rubber	26	09599	3	Washer-Lock
2	70-01-340	1	Retainer-Battery	27	HY09485	3	Washer-Plain
3	70-09-015	1	Battery	28	ZBH1H075U	4	Bolt
5	111-5305	4	Bump-Stop	29	994808	2	Excluder-Draught
6	134-4178	2	Wheel ASM	30	134-3764	29	Nut-Flange, NI
6:1	111-6879	1	Rim-Wheel	31	134-1745-03	1	Bracket-Hose Support
6:2	74-07-027	1	Tire	32	10-06-032	4	Seal-Dowty
6:3	5108	1	Valve	33	50-06-009	2	Adaptor-BSP
7	111-7092-03	2	Bracket-Chassis, Universal	34	10-06-078	4	Adaptor-BSPP
8	134-3968	2	Motor-Wheel, Front	35	10-06-085	2	Adaptor
8:1	111-7059	5	Stud-Wheel	36	111-3217-03	1	Support-Platform, Front (LH)
8:2	74-07-016	5	Nut	37	134-4883-03	1	Deflector-Grass, LH
8:99	134-3982	1	Kit-Seal	38	134-3740	3	Screw-HHF
9	134-0460-03	1	Chassis Front Welded Assembly	39	134-3762	18	Nut-Flange, NI
10	134-0490-03	1	Chassis Centre Welded Assembly	40	134-3752	2	Screw-HHF
11	134-0520-03	1	Chassis-Rear, Welded Assembly	41	63-11-010	3	Bolt-HH
12	111-9109	2	Fitting-Straight	42	134-3747	12	Screw-HHF
13	134-2358-03	1	Battery Tray Welded Assy	43	134-3756	10	Screw-HHF
14	134-2380-03	1	Brace Welded Assembly	44	134-3758	12	Screw-HHF
15	65-07-051	2	Bushing	45	134-3761	3	Nut-Flange, NI
16	134-2535-03	1	Bar-Bumper	46	134-3763	4	Nut-Flange, NI
17	10-06-030	2	Seal-Dowty	47	111-5538-03	1	Location-Plate
18	10-06-031	2	Seal-Dowty	48	134-3748	2	Screw-HHF
19	134-1573-03	1	Stay Rear Bulkhead RH	49	93-6686	1	Decal-Oil, HYD
20	134-1572-03	1	Stay Rear Bulkhead LH	50	HY910808	1	Strip-Neoprene
21	09267	1	Washer-Plain	51	09475	4	Washer
22	111-7094	2	Brace-Chassis	52	110-2594	1	Horn
23	09419	5	Screw-Soc, HD	53	134-3757	2	Screw-HHF
24	09441	1	Nut-Hex, NI	55	127-5864	2	Screw-HH
25	93-9084	1	Decal-Point, Lift	56	09449	2	Nut
				57	63-01-115	1	Washer

# Rear Axle Assembly





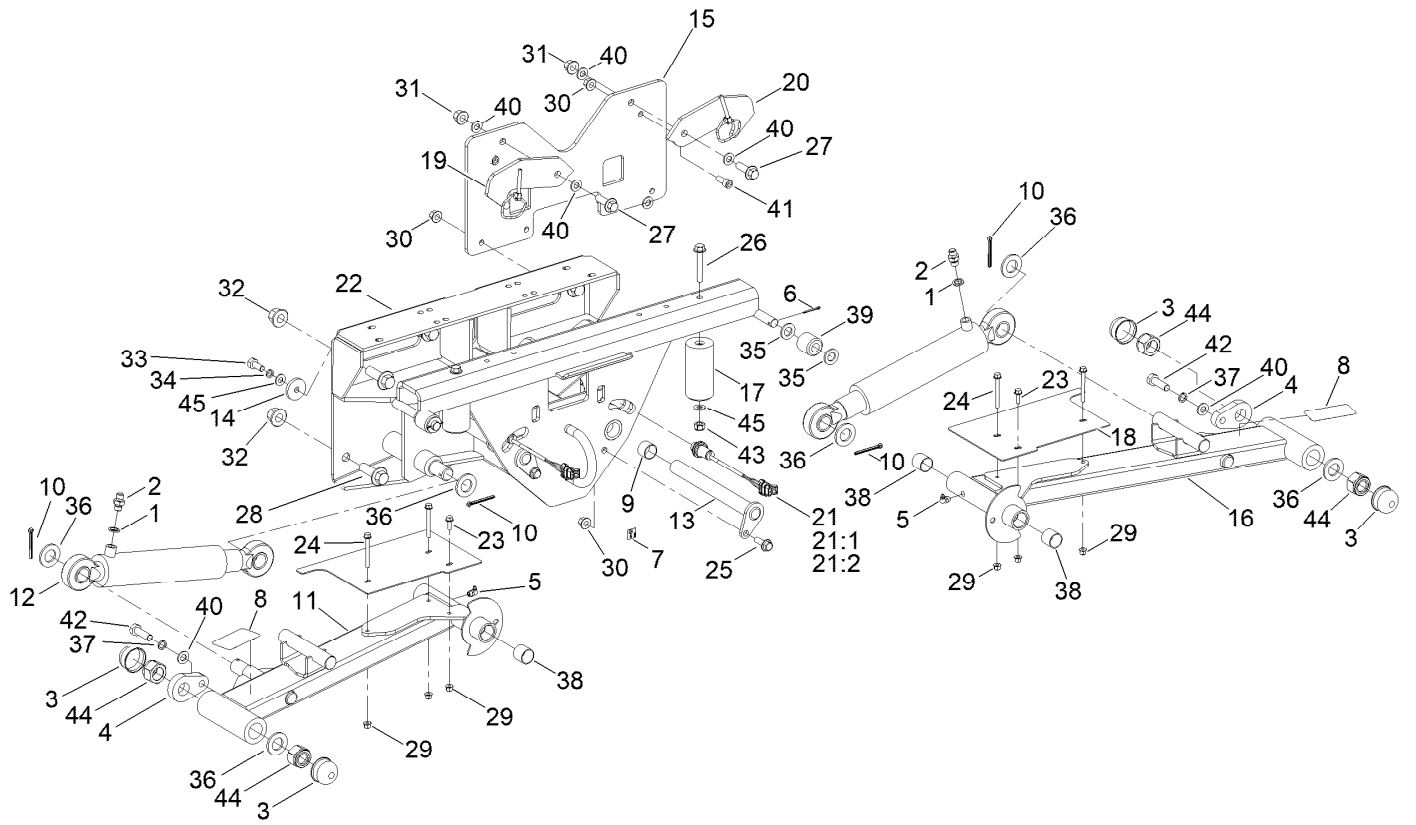
## Rear Axle Assembly (continued)

<i>Ref.</i>	<i>Part Number</i>	<i>Qty.</i>	<i>Description</i>	<i>Ref.</i>	<i>Part Number</i>	<i>Qty.</i>	<i>Description</i>
1	10-06-030	2	Seal-Dowty	22	134-0292	1	Steering Cylinder ASM
2	10-06-032	4	Seal-Dowty	22:99	111-9939	1	Seal Kit ●
3	10-06-078	4	Adaptor-BSPP	23	134-0295-03	1	Axle-Rear
4	10-11-100	1	Cap-Nut	24	134-2304-03	1	Rear Yoke LH
5	50-06-009	2	Adaptor-BSP	25	134-2305-03	1	Rear Yoke RH
6	63-07-027	3	Zerk-Grease, BSP (90 DEG)	26	134-3370-03	2	Hub-Wheel, Rear
7	70-01-197	2	Cap-Washer	26:1:2	1-633926	4	Stud-Wheel
8	70-05-031	2	Bushing	27	134-3607	2	Wheel ASM
9	70-07-149	2	Washer-Felt	27:1	134-3606	1	Wheel Rim
10	70-11-005	3	Pin-Split	27:2	924803	1	Tire
11	71-4740-03	2	RH Tie Rod End ASM	27:3	5108	1	Valve
11:1		1	End-Rod, Tie (RH) ●■	28	134-3752	1	Screw-HHF
11:1:1	105-7941	1	Nut-Hex, Slotted	29	134-3759	8	Screw-HHF
11:1:2	105-7835	1	Seal	30	134-3763	1	Nut-Flange, NI
11:1:3	302-5	1	Fitting-Grease	31	242-50	8	Nut-Lug
12	84-5300	3	Nut-Jam	32	2411-46-03	1	LH Tie Rod ASM
13	107-2553	1	Rod End ASM	32:1	2411-46	1	End-Rod, Tie (LH) ●
13:2	32136-2	1	Nut-SHH	32:1:1	302-5	1	Fitting-Grease
13:4	106-6896	1	Seal	32:1:2	105-7835	1	Seal
13:5	302-5	1	Fitting-Grease	32:1:3	105-7941	1	Nut-Hex, Slotted
14	107-9319	2	Nut-Hex	33	09298	1	Washer
15	110-5337	1	Nut-Jam	34	09395	4	Screw-HH
16	111-3265	1	Pin-Axle	35	09449	4	Nut
17	111-7924-03	1	Rod-Tie	36	09480	4	Washer-Lock
18	111-8431	1	Motor-Wheel, Rear (LH)	37	09555	1	Washer
18:1	115-4061	1	Seal Kit ●	38	09650	8	Nut-Hex, Nyloc
19	111-8432	1	Motor-Wheel, Rear (RH)	39	HY09485	8	Washer-Plain
19:1	115-4061	1	Seal Kit ●	40	ZDH1J060U	2	Setscrew-HH
20	117-5198	2	Key-Square	41	ZNN1X000U	1	Nut-Hex, Nyloc
21	134-0253	4	Bushing-Flange				

● Not illustrated

■ Not serviced separately

# Front Arm Assembly

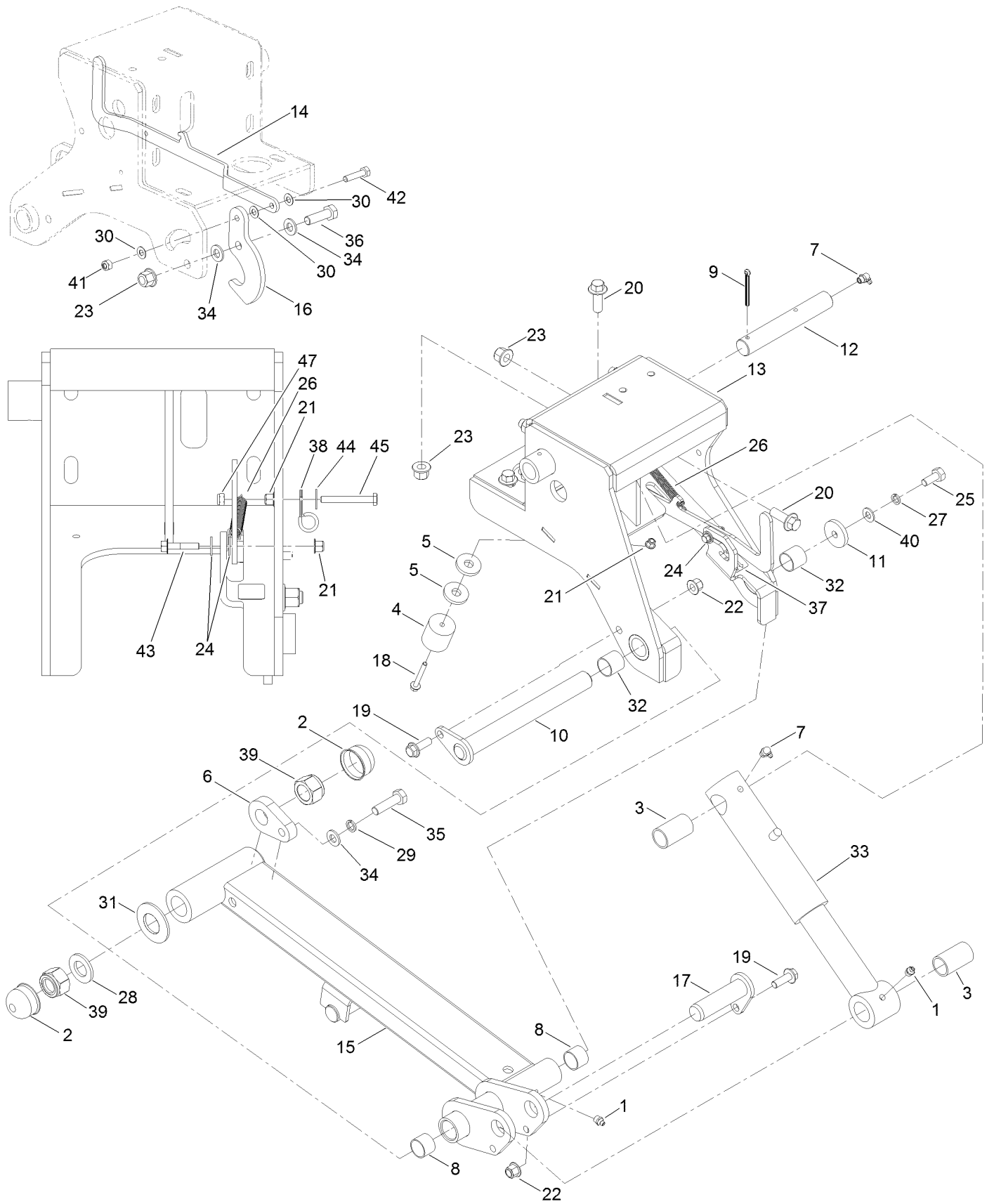


## Front Arm Assembly (continued)

<i>Ref.</i>	<i>Part Number</i>	<i>Qty.</i>	<i>Description</i>	<i>Ref.</i>	<i>Part Number</i>	<i>Qty.</i>	<i>Description</i>
1	10-06-030	2	Seal-Dowty	22	134-2755-03	1	Front Arm Pivot Welded Assy
2	10-06-085	2	Adaptor	23	134-3740	2	Screw-HHF
3	10-11-100	4	Cap-Nut	24	134-3745	4	Screw-HHF
4	63-01-185W	2	Retainer-Pin	25	134-3753	6	Screw-HHF
5	63-07-027	2	Zerk-Grease, BSP (90 DEG)	26	134-3754	2	Screw-HHF
6	70-11-005	2	Pin-Split	27	63-11-010	2	Bolt-HH
7	93-9084	1	Decal-Point, Lift	28	134-3760	8	Screw-HHF
8	134-5122	2	Decal-Danger, Latch	29	134-3761	6	Nut-Flange, NI
9	74-07-028	4	Bushing	30	134-3763	8	Nut-Flange, NI
10	74-11-003	4	Pin-Split	31	09650	2	Nut-Hex, Nyloc
11	111-1390-03	1	Arm-Front, RH	32	134-3765	8	Nut-Flange, NI
12	111-1998	2	HYD Lift Cylinder ASM	33	09395	2	Screw-HH
12:1	111-2561	2	Fitting-Grease ●	34	09480	2	Washer-Lock
12:2	111-3471	1	Seal Kit ●	35	09491	4	Washer-Plain
13	111-3248	2	Pin-Pivot, Front Arm	36	09555	10	Washer
14	111-3366	2	Plate-Retaining, Bush	37	09599	2	Washer-Lock
15	134-5130-03	1	Plate-Latch [black]	38	876066	4	Bushing
16	111-4100-03	1	Arm-Front, LH	39	922112	2	Roller
17	111-4157	2	Stop-Bump	40	HY09485	8	Washer-Plain
18	111-6822-03	2	Deflector-Arm, Mounted	41	ZCS1J025U	2	Screw-HSH
19	111-7921-01	1	Plate-Latch, RH	42	ZDH1L040U	2	Screw-HH
20	111-7922-01	1	Plate-Latch, LH	43	ZNN1J000U	2	Nut-Hex, NI
21	115-5300	2	Proximity Switch ASM	44	ZNN1X000U	4	Nut-Hex, Nyloc
21:1	117-3207	2	Nut-Hex	45	ZWQ1J000U	4	Washer-Plain
21:2	117-3208	2	Washer-Lock, Internal Tooth				

● Not illustrated

# Centre Arm Assembly

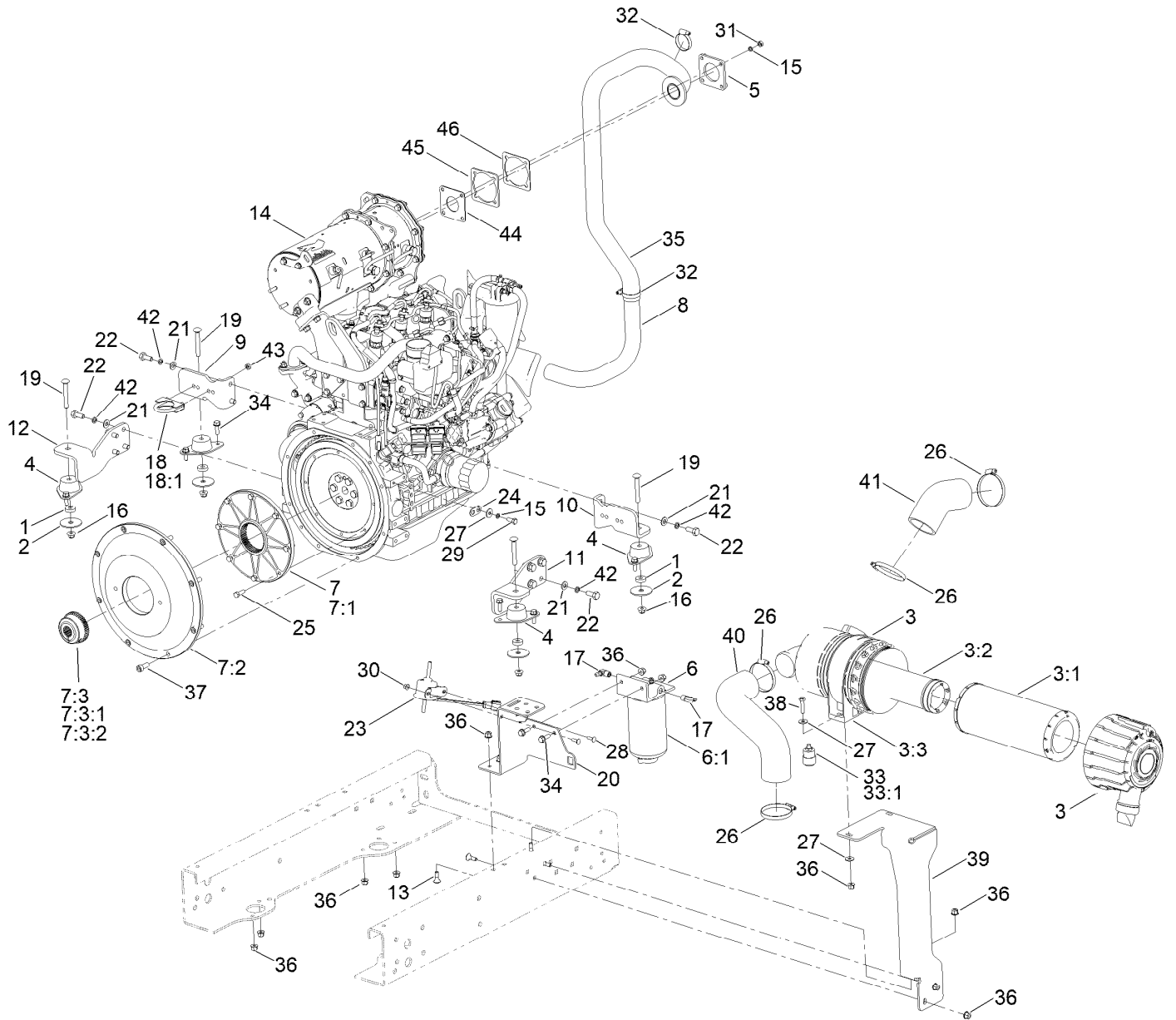


## Centre Arm Assembly (continued)

<i>Ref.</i>	<i>Part Number</i>	<i>Qty.</i>	<i>Description</i>	<i>Ref.</i>	<i>Part Number</i>	<i>Qty.</i>	<i>Description</i>
1	10-11-017	2	Fitting-Straight	24	111-7679	2	Washer-Plain
2	10-11-100	2	Cap-Nut	25	09395	1	Screw-HH
3	25-07-007	2	Bushing-Tension	26	111-3329	1	Spring-Latch, Center Head
4	61-07-003	1	Buffer-Rubber	27	09480	1	Washer-Lock
5	63-01-115	2	Washer	28	09555	1	Washer
6	63-01-185W	1	Retainer-Pin	29	09599	1	Washer-Lock
7	63-07-027	2	Zerk-Grease, BSP (90 DEG)	30	ZWP1H000U	3	Washer-Plain
8	74-07-028	2	Bushing	31	767815	1	Washer-Belleville
9	74-11-003	1	Pin-Split	32	876066	2	Bushing
10	111-3248	1	Pin-Pivot, Front Arm	33	910109W	1	Cylinder-Lift
11	111-3366	1	Plate-Retaining, Bush	33:99	50-06-013	1	Seal Kit ●
12	111-5212	1	Pin-Plain	34	HY09485	3	Washer-Plain
13	134-1656-03	1	Mount, Centre-Arm [black]	35	ZBH1L045U	1	Screw-HH
14	134-4176-01	1	Latch, Arm	36	63-11-010	1	Bolt-HH
15	134-2140-03	1	Centre Arm Assembly [black]	37	119-4988	1	Decal-Lock
16	134-4174-01	1	Latch, Pivot	38	111-6082	1	Clamp-Cable
17	74-05-108	1	Pin-Wing, Arm	39	ZNN1X000U	2	Nut-Hex, Nyloc
18	134-3744	1	Screw-HHF	40	ZWQ1J000U	1	Washer-Plain
19	134-3752	2	Screw-HHF	41	09441	1	Nut-Hex, NI
20	134-3756	6	Screw-HHF	42	ZDH1H035U	1	Screw-HH
21	134-3761	3	Nut-Flange, NI	43	134-3742	1	Screw-HHF
22	134-3763	2	Nut-Flange, NI	44	09262	1	Washer
23	134-3764	7	Nut-Flange, NI	45	ZDH1F050U	1	Setscrew
				47	09438	1	Nut-Nyloc

● Not illustrated

# Engine Assembly

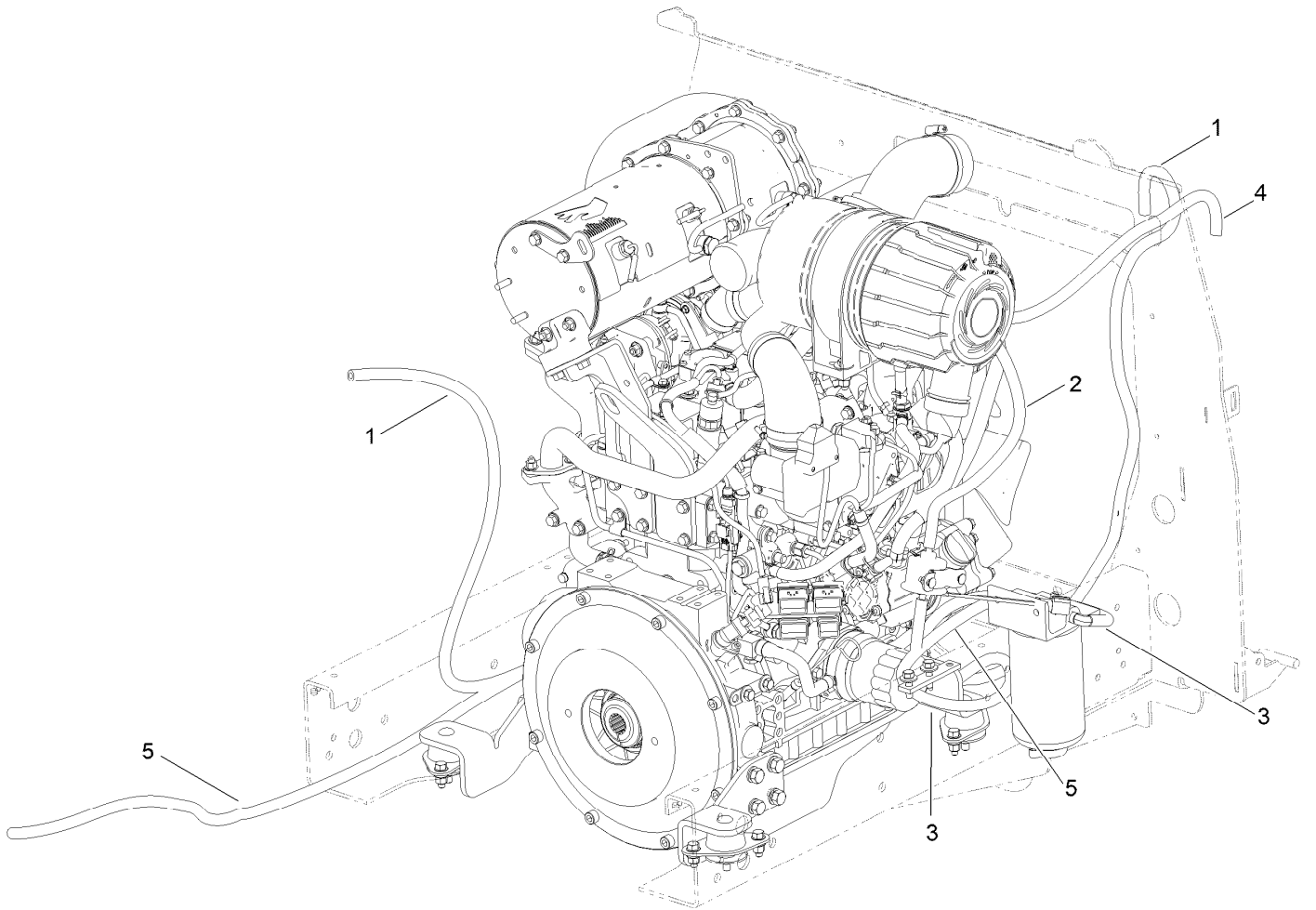


## Engine Assembly (continued)

<i>Ref.</i>	<i>Part Number</i>	<i>Qty.</i>	<i>Description</i>	<i>Ref.</i>	<i>Part Number</i>	<i>Qty.</i>	<i>Description</i>
1	62-6660	4	Spacer	19	126-7090	4	Screw-CARR
2	87-5100	4	Washer-Snubbing	20	134-1746-03	1	Bracket Return Filter
3	111-5014	1	Cleaner-Air	21	ZWQ1J000U	12	Washer-Plain
3:1	108-3812	1	Filter-Air	22	09395	12	Screw-HH
3:2	108-3813	1	Element-Safety, Air Cleaner	23	121-5613	1	Pump-Fuel, Electric
3:3	111-5017	1	Strap-Cleaner, Air	24	74-01-327	1	Bracket-Loom, Tie
4	120-6274	4	Mount-Engine	25	03162	8	Screw-HH
5	134-3629-03	1	Flange-Exhaust	26	65-07-042	3	Clip-Hose
6	125-2914	1	Filter-Separator	27	09267	5	Washer-Plain
6:1	125-2915	1	Filter-Fuel/Water Separator	28	09668	2	Bolt-Coach
7	134-4805	1	Drive Coupling Kit	29	09368	1	Screw-HH
7:1	127-6607	1	Flange-Flywheel	30	134-3761	2	Nut-Flange, NI
7:2	134-4804	1	Plate-Mounting, Pump	31	ZNH1H000U	4	Nut-Hex
7:3	134-4807	1	Hub	32	924437	2	Clamp-Hose
7:3:1	09714	1	Screw Soc HD Csk M10*30 12.9	33	104-3563	1	Indicator
7:3:2	64-11-003	1	Circlip EXT DIA 22MM D1400	33:1	94-1416	1	Adapter-Indicator
8	134-2334	1	Pipe-Exhaust	34	134-3747	10	Screw-HHF
9	134-2341-03	1	Bracket-Engine, Rear Right	35	134-4897	2	Sock-Exhaust
10	134-2342-03	1	Bracket-Engine, Rear Left	36	134-3762	17	Nut-Flange, NI
11	134-3131-03	1	Bracket-Engine, Front Left	37	ZCS1J025U	8	Screw-HSH
12	134-3132-03	1	Bracket-Engine, Front Right	38	ZDH1H035U	2	Screw-HH
13	09373	5	Bolt-Coach	39	134-3775-03	1	Mount-Air Filter
14	134-4831	1	Engine-Yanmar, 3Tnv86Ct	40	134-1766	1	Hose-Air Intake
15	03469	5	Washer-Spring	41	134-1772	1	Hose-Air Filter
16	104-8301	4	Nut-HF, NI	42	09480	12	Washer-Lock
17	353-781	2	Fitting-HYD, 90	43	ZNB1H000U	2	Nut
18	2112-9	1	Clamp	44	910936	1	Clip-Jubilee
18:1	32128-20	2	Nut-HF	45	121-3058	1	Gasket-Exhaust
				46	134-6247	1	Packer-Exhaust, Thick
				47	134-6248	1	Packer-Exhaust, Thin ●

● Not illustrated

# Fuel Hose Assembly



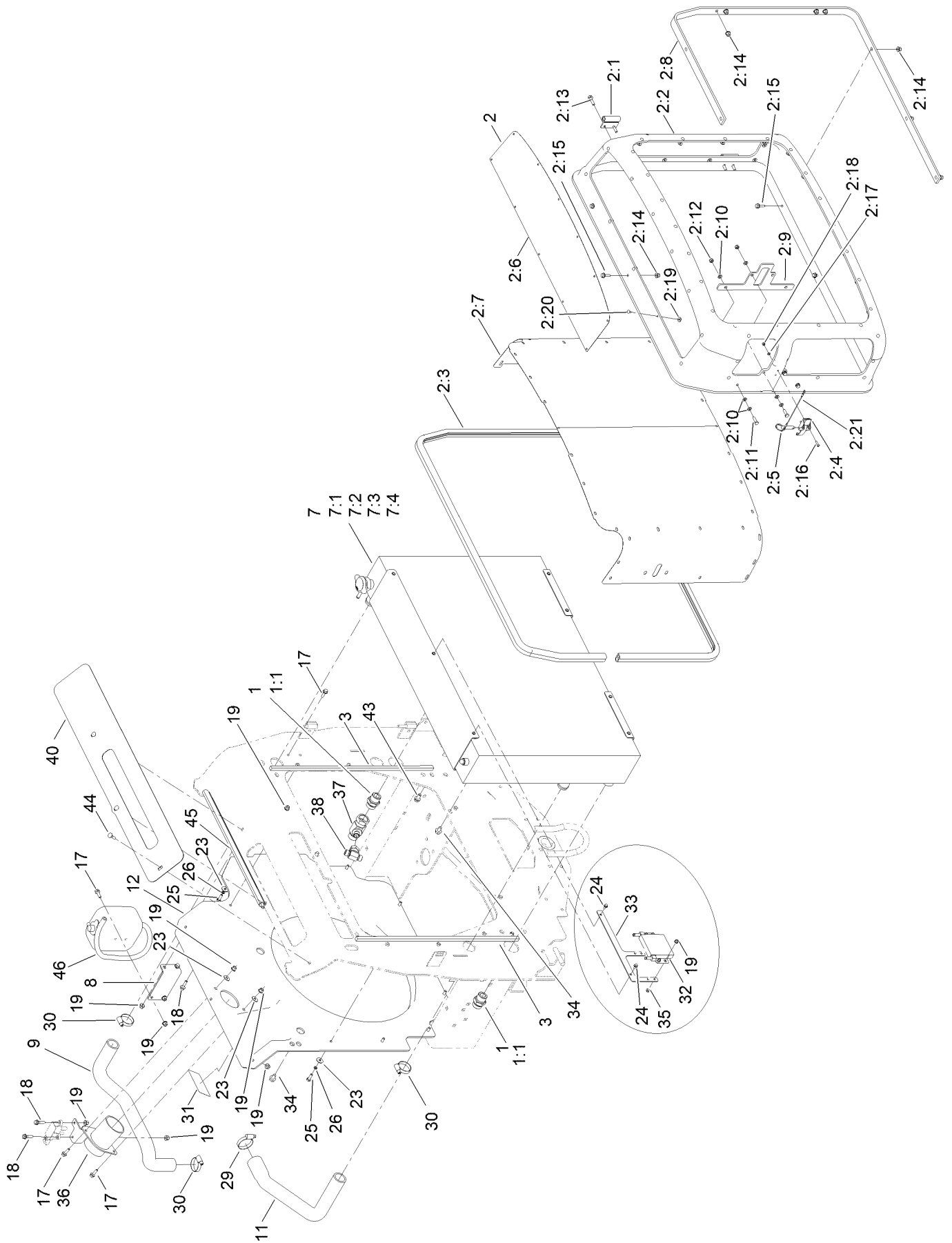


## Fuel Hose Assembly (continued)

<i>Ref.</i>	<i>Part Number</i>	<i>Qty.</i>	<i>Description</i>	<i>Ref.</i>	<i>Part Number</i>	<i>Qty.</i>	<i>Description</i>
1	136-9708	1	Hose-Fuel	4	110-4112	1	Hose-Fuel
2	110-4112	1	Hose-Fuel	5	110-6146	1	Hose-Fuel
3	114-8206	1	Hose-Fuel	99	92-2379	10	Clamp-Hose ●

● Not illustrated

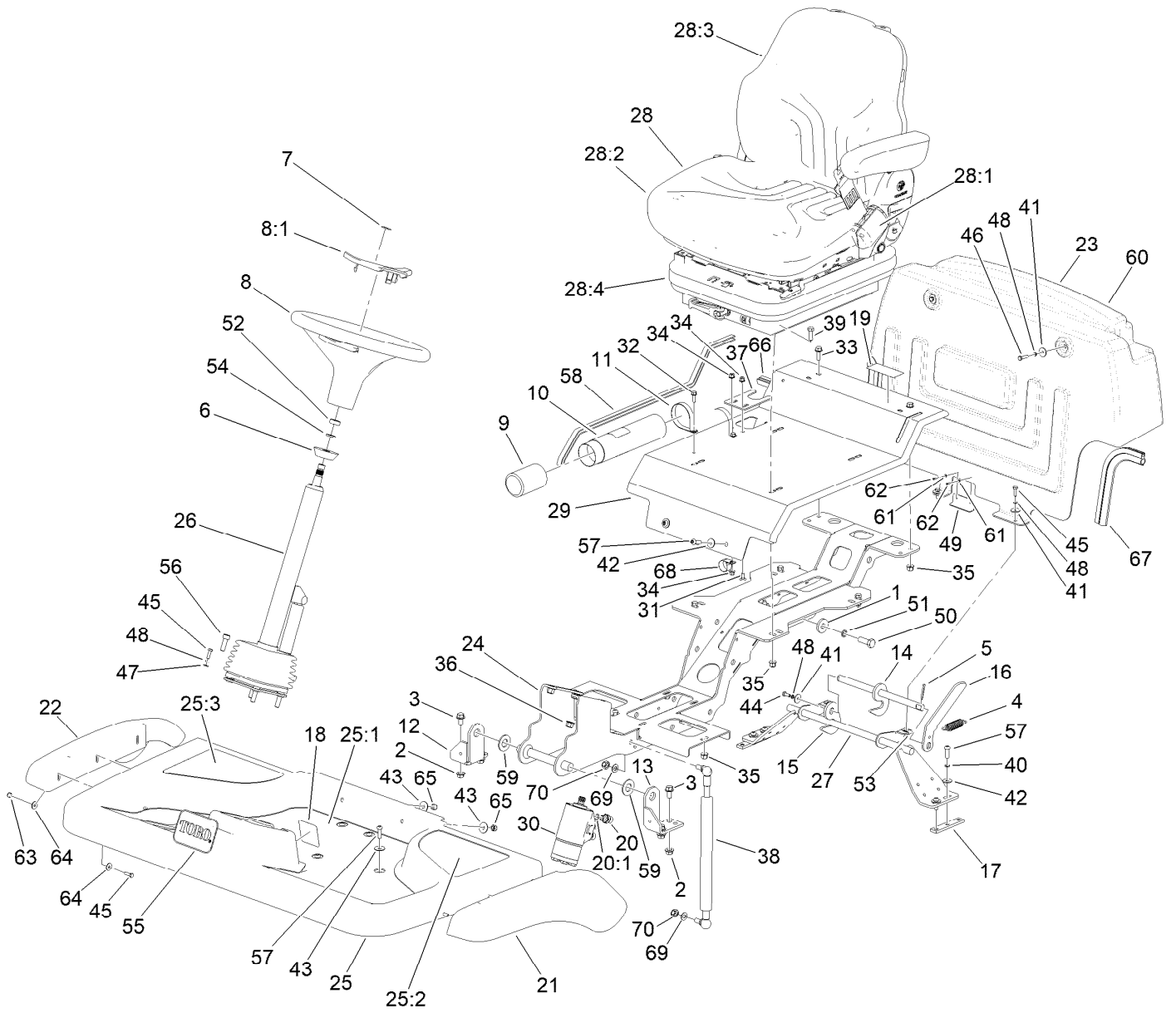
# Cooling Package Assembly



## Cooling Package Assembly (continued)

<i>Ref.</i>	<i>Part Number</i>	<i>Qty.</i>	<i>Description</i>	<i>Ref.</i>	<i>Part Number</i>	<i>Qty.</i>	<i>Description</i>
1	70-06-050	2	Adaptor-Boss	7:4	106-6755	1	Decal-Cap, Radiator
1:1	70-06-168	1	Seal-O Ring	8	134-2335-03	1	Bracket, Expansion Bottle
2	134-6428	1	Rear Screen ASM	9	134-2526	1	Hose-Radiator, Top
2:1	134-3334-03	2	Hinge-Cage, Rear [black]	11	134-3269	1	Hose-Radiator, Bottom
2:2	134-3138	1	Cage, Rear-Screen	12	134-3343	1	Cowl-Fan
2:3	70-07-070	3	Strip-Protection	17	134-3740	6	Screw-HHF
2:4	115-1554	1	Latch-Draw	18	134-3741	3	Screw-HHF
2:5	115-1556	1	Pin-Ball, Detent	19	134-3761	12	Nut-Flange, NI
2:6	134-3379-03	1	Mesh, Top	23	09262	10	Washer
2:7	134-3375-03	1	Mesh, Rear	24	3234-13	2	Screw-HHF
2:8	134-3843-03	1	Support, Cage	25	09363	8	Screw-HH
2:9	134-3875-03	1	Support, Latch	26	09474	8	Washer-Spring
2:10	09472	12	Washer-Plain	29	924437	1	Clamp-Hose
2:11	09363	4	Screw-HH	30	924438	3	Clamp-Hose
2:12	09438	4	Nut-Nyloc	31	106-6754	1	Decal-Danger
2:13	134-3741	4	Screw-HHF	32	116-7205	1	Cooler
2:14	134-3761	9	Nut-Flange, NI	33	134-4257-03	1	Bracket, Fuel Cooler
2:15	134-3740	5	Screw-HHF	34	3234-30	5	Screw-HHF
2:16	111-3473	2	Screw-Button	35	134-3739	4	Screw-HHF
2:17	09658	2	Washer	36	134-2310-03	1	Flange-Air Intake, Welded Assy
2:18	09657	2	Nut-Insert, NI	37	134-1858	1	Fitting-Tee
2:19	09257	48	Washer	38	910611	1	Tee
2:20	134-3656	48	Rivet, Black	40	134-6308-03	1	Plate Seal
2:21	28-8070	1	Lanyard	43	3234-14	2	Screw-HHF
3	110-0969	2	Seal-Foam	44	09735	3	Bolt Coach M6*25 Cup Sq 4.6
7	120-3840	1	Oil Cooler And Radiator ASM	45	134-6258	1	Strip-Sealing, Dx84
7:1	281-13	1	Plug-Pipe	46	110-4112	1	Hose-Fuel
7:2	304-46	1	Draincock				
7:3	93-5957	1	Cap-Radiator				

# Operator Area Assembly

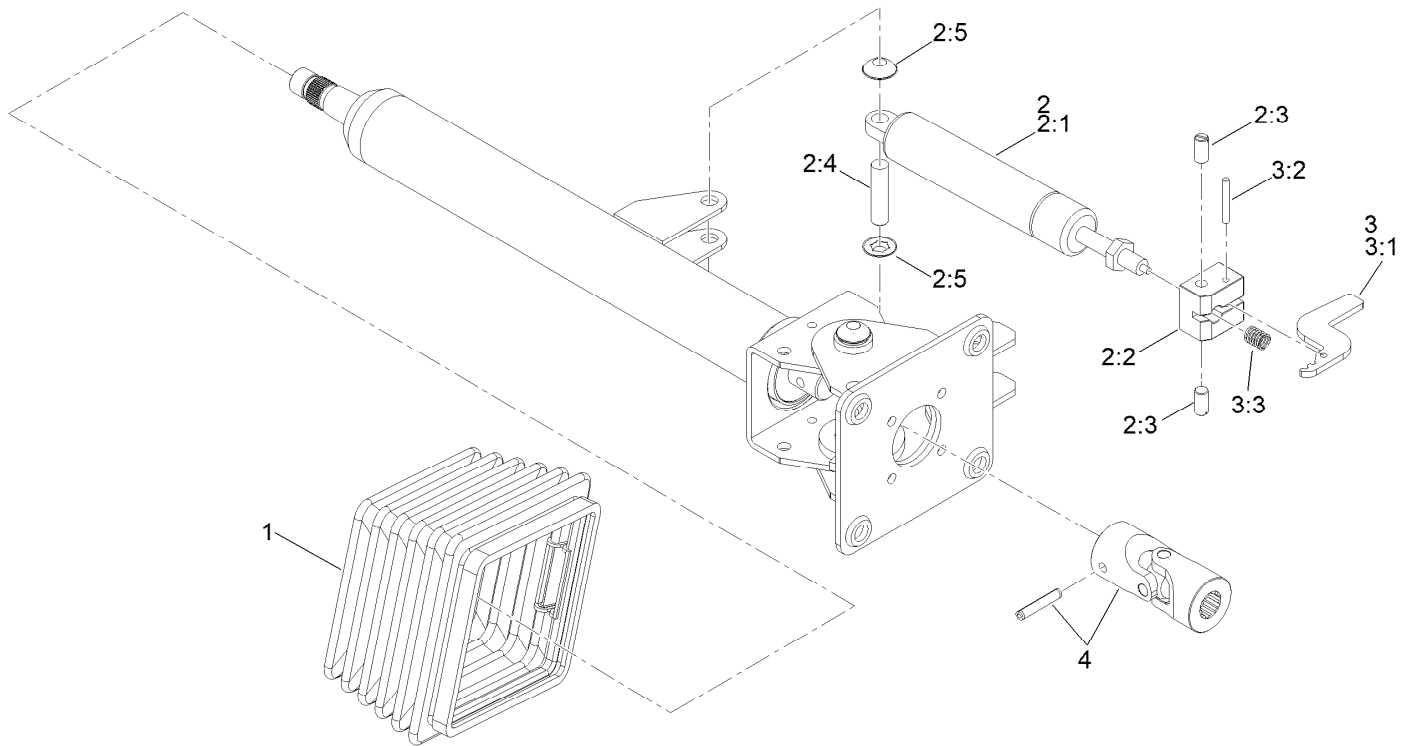


## Operator Area Assembly (continued)

<i>Ref.</i>	<i>Part Number</i>	<i>Qty.</i>	<i>Description</i>	<i>Ref.</i>	<i>Part Number</i>	<i>Qty.</i>	<i>Description</i>
1	63-01-115	2	Washer	31	09570	2	Bolt-Carriage
2	63-11-015	4	Nut-Hex	32	134-3740	2	Screw-HHF
3	63-11-018	4	Screw-Durloc	33	134-3747	2	Screw-HHF
4	70-07-063	1	Spring-Extension	34	134-3761	4	Nut-Flange, NI
5	70-11-004	1	Pin-Split	35	134-3762	12	Nut-Flange, NI
6	93-5429	1	Collar-Foam	36	134-3763	4	Nut-Flange, NI
7	98-1459	1	Decal	37	134-3791-03	1	Plate, Cover
8	98-1471	1	Wheel-Steering	38	134-3839	1	Gas Strut
8:1	98-1468	1	Cover-Wheel, Steering	39	03162	4	Screw-HH
9	104-7048	1	Cap-Housing	40	03469	4	Washer-Spring
10	104-7050	1	Tube-Manual	41	09263	5	Washer
11	107-1865	2	R-Clamp	42	09267	6	Washer-Plain
12	111-2665-03	1	Bracket-Platform Pivot, RH	43	09270	8	Washer-Plain
13	111-3243-03	1	Bracket-Platform Pivot, LH	44	09362	1	Screw-HH
14	111-3266	1	Latch-Platform	45	09363	12	Screw-HH
15	111-3268	1	Latch-Plate, Platform	46	09364	2	Screw-HH
16	111-3269-03	1	Lever-Latch, Platform	47	09472	4	Washer-Plain
17	111-3281	2	Bar-Nut	48	09474	9	Washer-Spring
18	111-3562	1	Decal	49	134-5321-03	1	Plate-Cover
19	134-4539	1	Decal-Latch, Platform	50	ZDH1L035U	2	Screw-HH
20	111-4788	5	Fitting-Straight	51	09599	2	Washer-Lock
20:1	70-06-165	1	Seal-O Ring ●	52	09827	1	Nut - Jam
21	111-4921	1	Mudguard-LH	53	410076	2	Nut
22	111-4922	1	Mudguard-RH	54	HY4200	1	Washer-Spring
23	134-4202	1	Bulkhead	55	HY67-1300	1	Decal-Toro
24	134-1750-03	1	Support-Platform [black]	56	ZCS1J030U	4	Screw-HSH
25	111-9744	1	Operator Platform ASM	57	ZHS1H025U	12	Screw-HSBH
25:1	111-3506	1	Mat-Floor	58	50-08-001	2	Edging-Rubber
25:2	111-3507	1	Mat-Side, LH	59	09499	2	Washer
25:3	111-3508	1	Mat-Side, RH	60	125-4613	1	Foil-Tape
26	132-6230	1	Steering Tilt Column ASM	61	HY09697	2	Washer-Plain
27	134-2195-03	1	Latch Bar Welded Assembly	62	111-4198	2	Rivet-Pop
28	134-3681	1	Seat ASM	63	09438	6	Nut-Nyloc
28:1	111-4936	1	Retractable Seat Belt ASM	64	09262	12	Washer
28:2	111-5543	1	Cushion-Seat	65	09441	2	Nut-Hex, NI
28:3	111-5544	1	Cushion-Backrest	66	70-07-070	1	Strip-Protection
28:4	953820	1	Seat Gaiter	67	994808	1	Excluder-Draught
28:99	111-5542	1	Seat Switch Kit ●	68	2412-104	1	Clamp-R
29	134-6342-03	1	Seat Pan	69	09479	2	Washer-Plain ●
30	134-3736	1	Steering Valve	70	ZNN1J000U	2	Nut-Hex, NI ●
30:1	106-6716	1	Seal Kit ●				

● Not illustrated

# Steering Column Assembly No. 132-6230

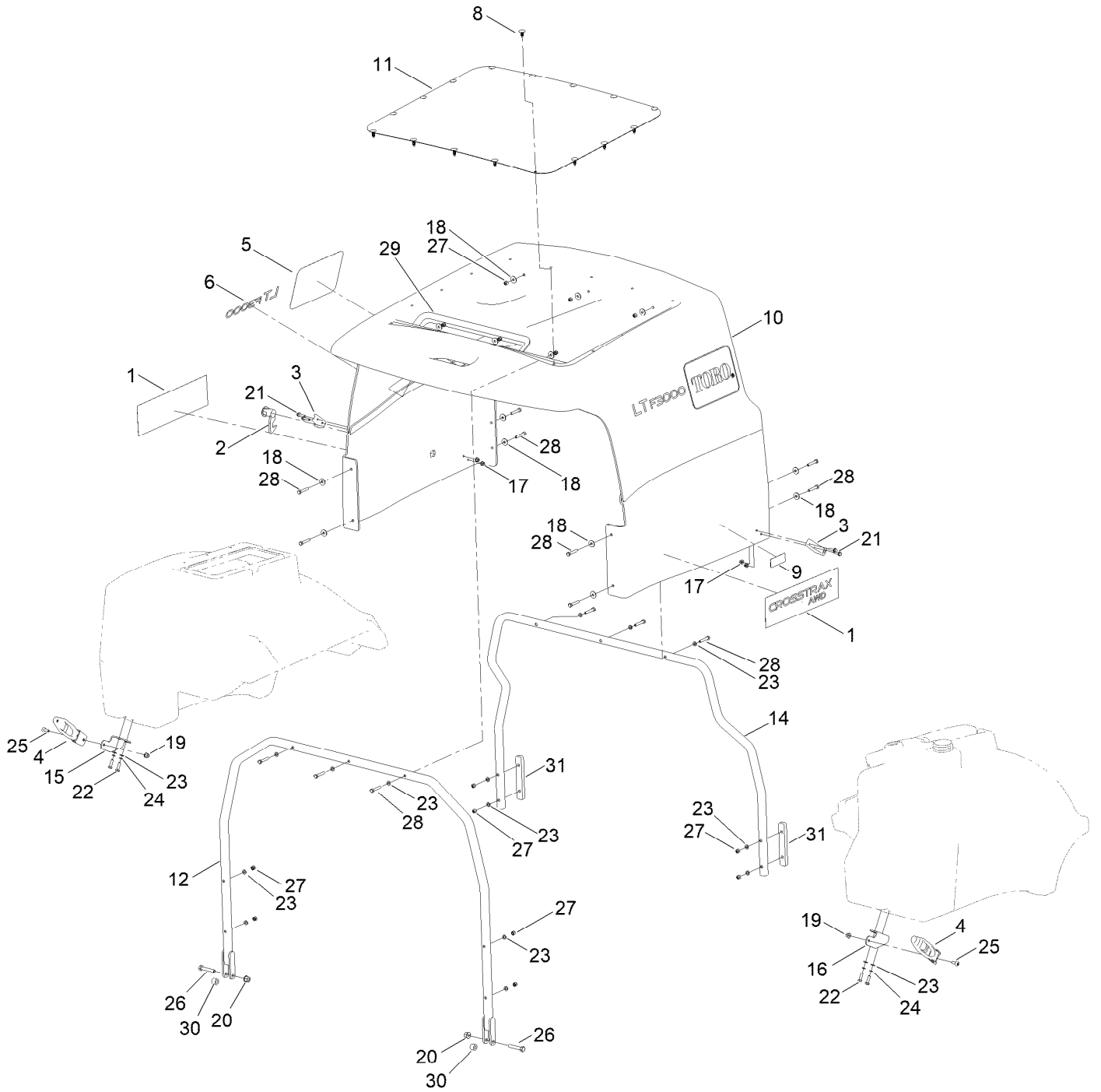


# Steering Column Assembly No. 132-6230 (continued)

<i>Ref.</i>	<i>Part Number</i>	<i>Qty.</i>	<i>Description</i>	<i>Ref.</i>	<i>Part Number</i>	<i>Qty.</i>	<i>Description</i>
1	110-6462	1	Bellows-Rubber	2:5		2	Washer-Lock ●
2	110-6463	1	Cylinder Service Kit	3	136-4385	1	Pedal Service Kit
2:1		1	Cylinder-Gas ●	3:1		1	Pedal ●
2:2		1	Block-Pedal ●	3:2		1	Pin ●
2:3		2	Bolt ●	3:3		1	Spring ●
2:4		1	Pin ●	4	120-6256	1	Universal Joint Kit

● Not serviced separately

# Engine Cover Assembly



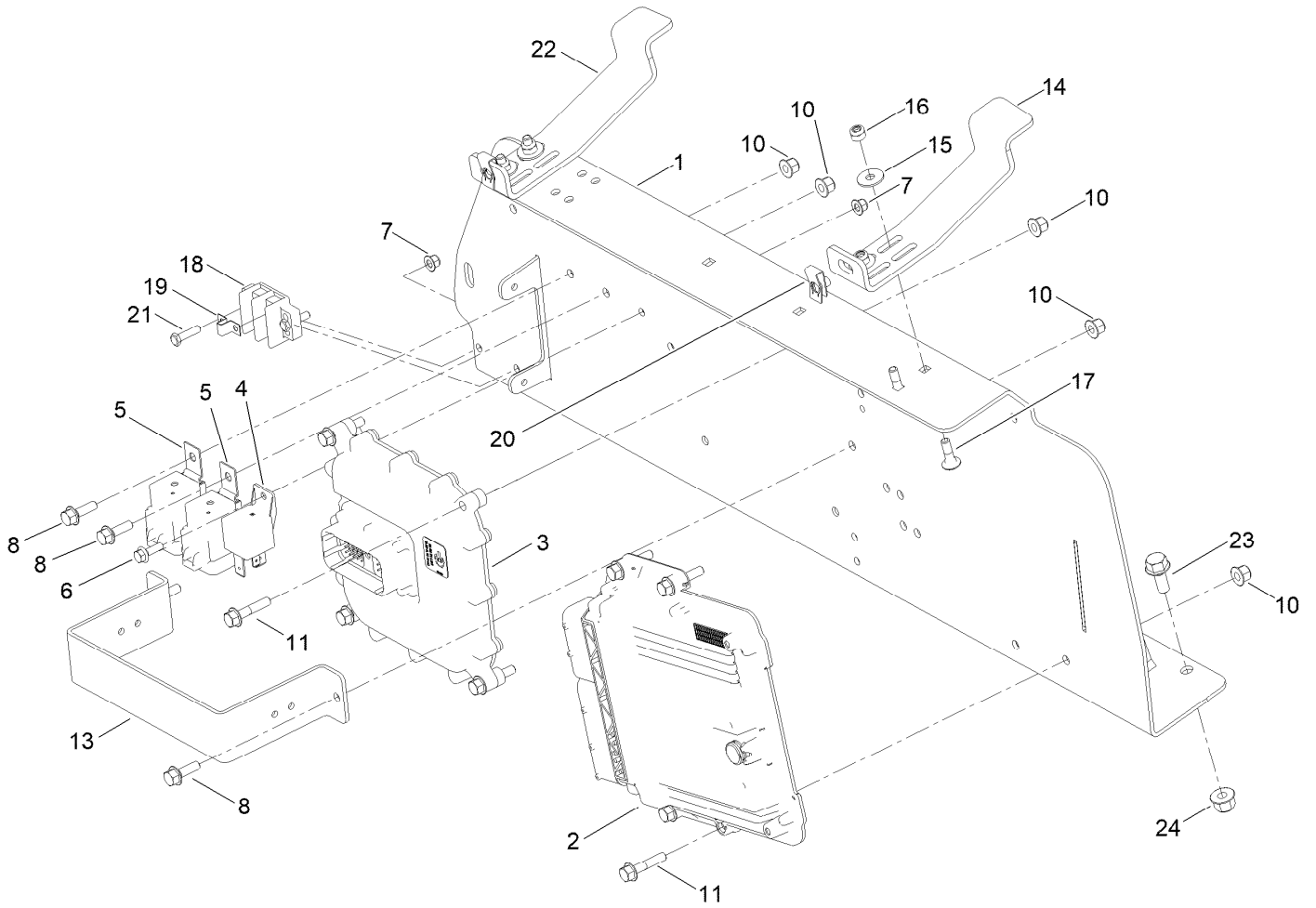


## Engine Cover Assembly (continued)

<i>Ref.</i>	<i>Part Number</i>	<i>Qty.</i>	<i>Description</i>	<i>Ref.</i>	<i>Part Number</i>	<i>Qty.</i>	<i>Description</i>
1	110-8859	2	Decal	18	09262	14	Washer
2	98-5398	1	Latch	19	134-3761	2	Nut-Flange, NI
2:1	3218-20	1	Nut-Jam ●	20	134-3762	2	Nut-Flange, NI
3	103-2897	2	Latch-Catch	21	134-3766	4	Screw-HHF
4	103-2898	2	Latch-Rubber	22	09363	4	Screw-HH
5	111-3728	2	Decal	23	09472	18	Washer-Plain
6	111-9400	2	Decal - Lff3000	24	09474	4	Washer-Spring
8	117-2382	16	Plug-Plastic	25	09784	2	Screw-Soc, HD
9	127-0392	1	Decal-Hot Surface	26	09654	2	Bolt
10	134-2495	1	Cover, Engine	27	09438	14	Nut-Nyloc
11	134-2517-03	1	Screen, Top	28	09645	14	Setscrew-HH
12	134-3390-03	1	Tube-Rear, Engine Cover Assy	29	134-6258	1	Strip-Sealing, Dx84
14	134-4896-03	1	Tube-Front, Engine Cover	30	134-6274	2	Spacer, Round
15	134-3406-03	1	Bracket, Cover Latch LH	31	134-6092-03	2	Packer, Engine Cover
16	134-3407-03	1	Bracket-Cover Latch RH	99	111-7488	3	Seal-Cover, Screen ●
17	134-3738	4	Nut-Flange, NI	99	125-4613	1	Foil-Tape ●

● Not illustrated

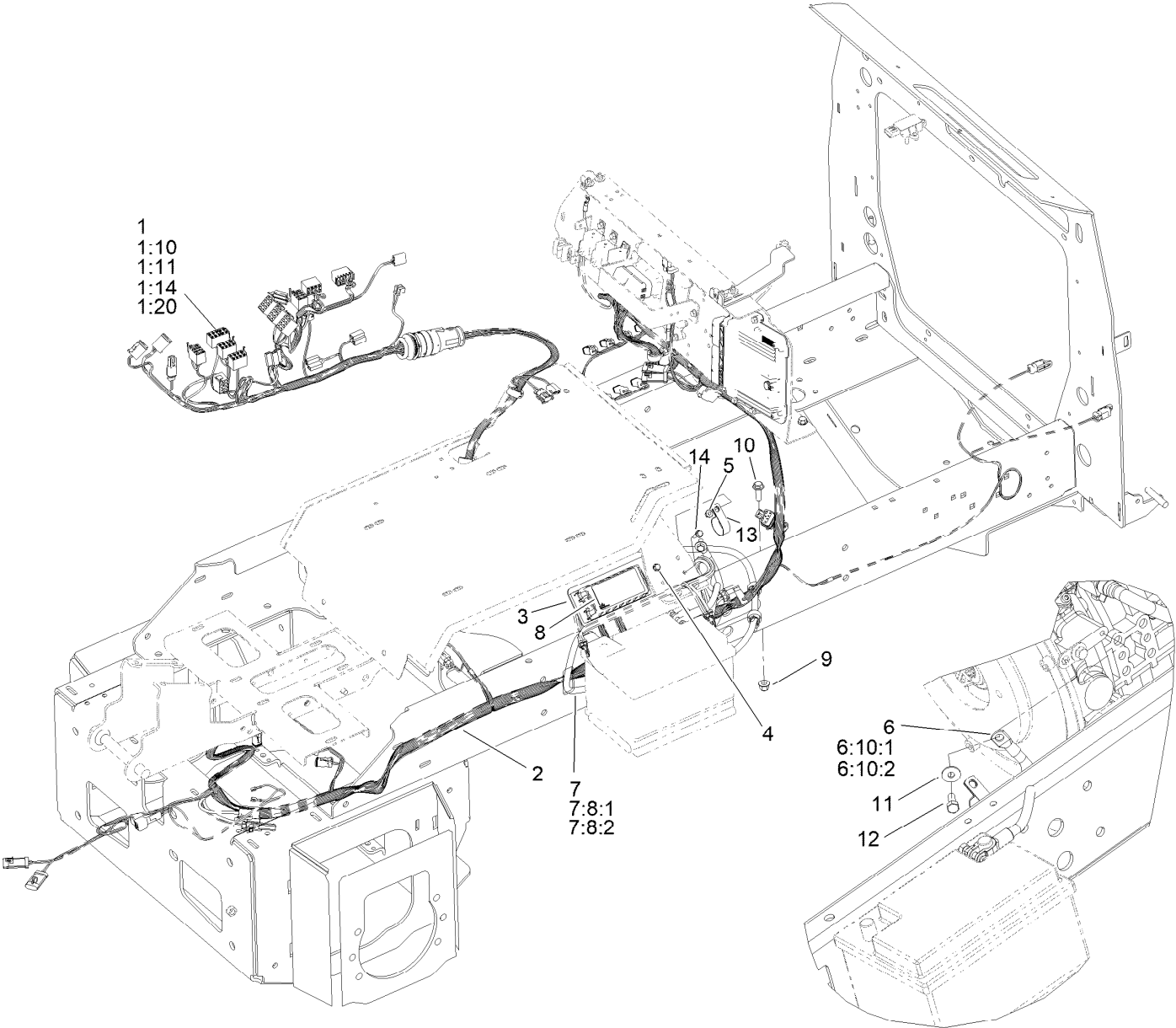
# Electrical Bulkhead Assembly



## Electrical Bulkhead Assembly (continued)

<i>Ref.</i>	<i>Part Number</i>	<i>Qty.</i>	<i>Description</i>	<i>Ref.</i>	<i>Part Number</i>	<i>Qty.</i>	<i>Description</i>
1	134-4240-03	1	Bulkhead-Electrical [black]	15	09262	4	Washer
2	121-5592	1	Electronic Control Unit	16	09438	4	Nut-Nyloc
3	127-2770	1	Controller	17	09668	4	Bolt-Coach
4	99-7435	1	Relay	18	42862	1	Block-Terminal, Ground
5	99-7430	2	Relay-Mini	19	42863	1	Strip-Jumper
6	134-3737	1	Screw-HHF	20	410076	2	Nut
7	134-3738	3	Nut-Flange, NI	21	ZDH1E020U	2	Screw-HH
8	134-3740	4	Screw-HHF	22	134-5354-03	1	Support-Bulkhead
10	134-3761	12	Nut-Flange, NI	23	134-3746	3	Screw-HHF
11	134-3742	8	Screw-HHF	24	134-3762	3	Nut-Flange, NI
13	134-4254-03	1	Plate-Protector				
14	134-6227-03	1	Bracket-Support, Bulkhead LH				

# Console and Main Wiring Harness Assembly



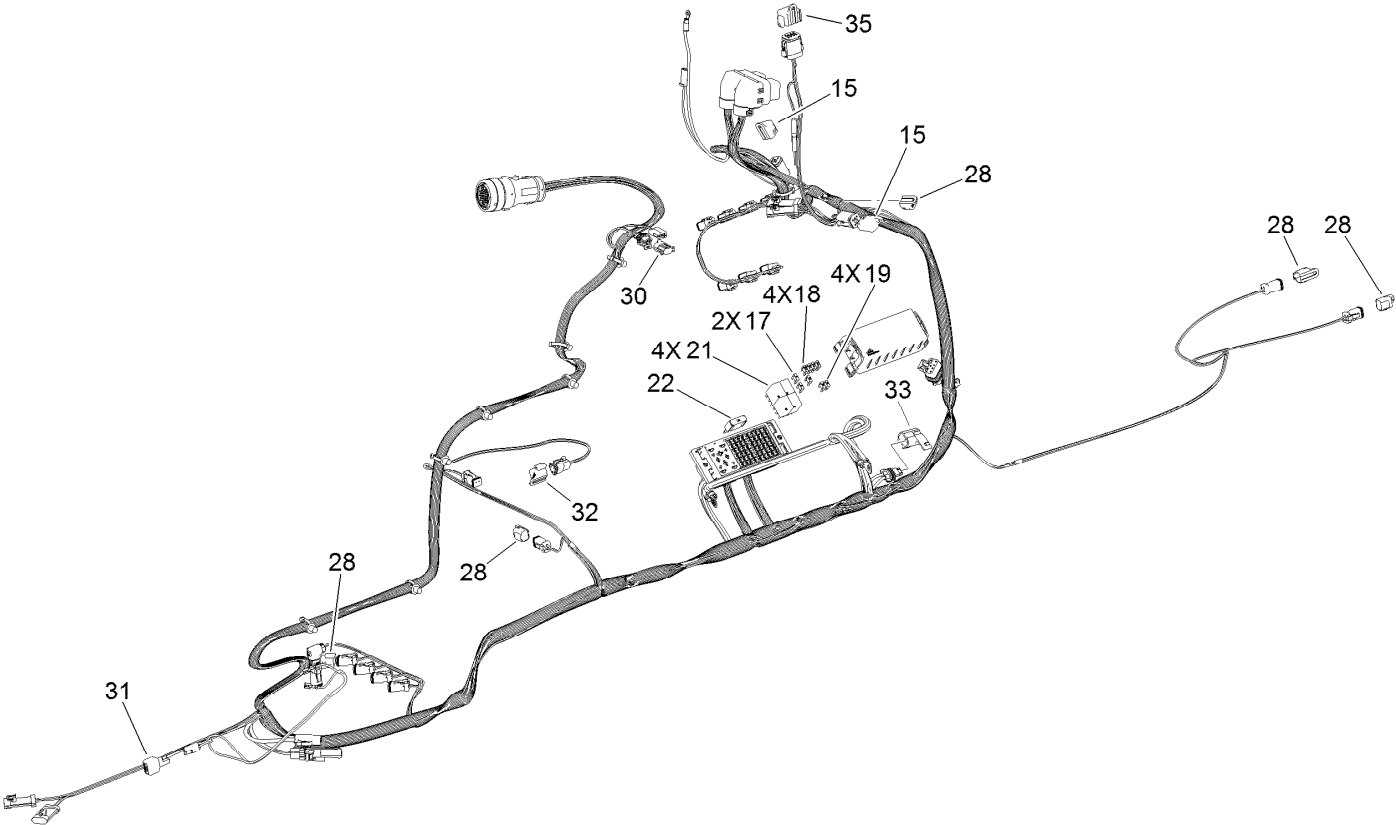
## Console and Main Wiring Harness Assembly (continued)

<i>Ref.</i>	<i>Part Number</i>	<i>Qty.</i>	<i>Description</i>	<i>Ref.</i>	<i>Part Number</i>	<i>Qty.</i>	<i>Description</i>
1	122-1214	1	Harness-Wire, Console	6:10:2	32180-108	2	Nut-Hex Shoulder
1:10	32180-135	1	Nut-Connector	7	122-1275	1	Cable-Battery, Positive ASM
1:11	32180-143	1	Washer-Lock	7:1	32180-115	1	Panduit, Cable Tie ●
1:14	32180-089	1	Cap-Plug, 3 Way	7:8		1	Bolt ASM ●■
1:20	32180-282	1	Resistor-120 Ohm	7:8:1	32180-107	1	Bolt-Clamp, Battery
2	122-1215	1	Harness-Wire, Main	7:8:2	32180-108	2	Nut-Hex Shoulder
3	134-2911-03	1	Plate Fuse Box	8	134-1829	1	Decal-Fuses
4	134-3740	1	Screw-HHF	9	134-3763	1	Nut-Flange, NI
5	134-3761	2	Nut-Flange, NI	10	134-3752	1	Screw-HHF
6	122-1276	1	Cable-Battery, Negative ASM	11	09267	1	Washer-Plain
6:1	32180-115	1	Panduit, Cable Tie ●	12	09368	1	Screw-HH
6:10		1	Bolt ASM ●■	13	2412-74	1	R-Clamp
6:10:1	32180-107	1	Bolt-Clamp, Battery	14	134-3741	1	Screw-HHF

● Not illustrated

■ Not serviced separately

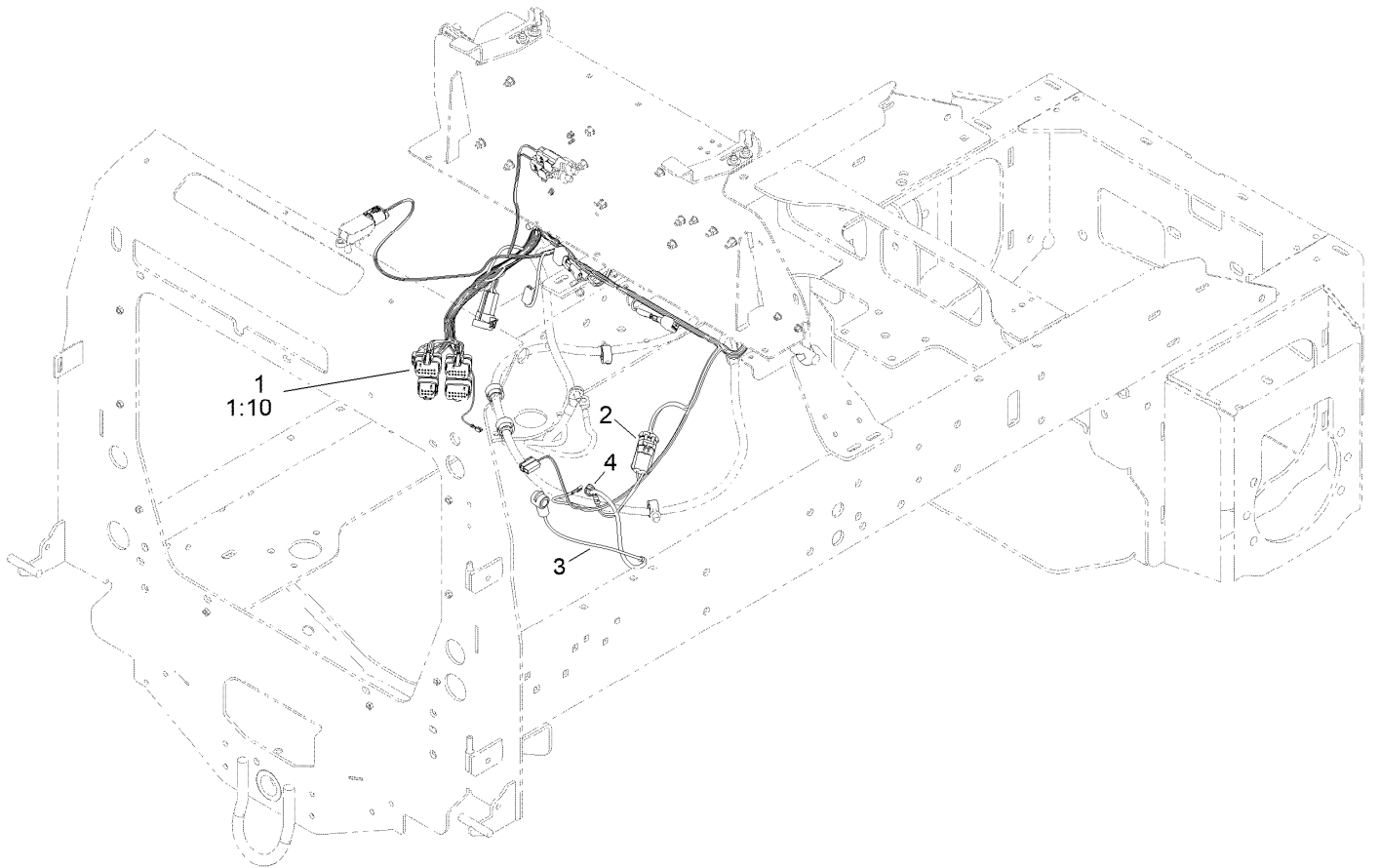
# Main Wire Harness Assembly No. 122-1215



# Main Wire Harness Assembly No. 122-1215 (continued)

<i>Ref.</i>	<i>Part Number</i>	<i>Qty.</i>	<i>Description</i>	<i>Ref.</i>	<i>Part Number</i>	<i>Qty.</i>	<i>Description</i>
15	32180-156	2	Cap-Plug, 6 Way	28	32180-091	5	Cap-Dust, 2 Way
17	121-8861	2	Fuse-Mini Blade, 2 Amp	30	32180-056	1	Cap
18	121-8865	4	Fuse-Mini Blade, 7.5 Amp	31	100-4918	1	Diode
19	121-8866	4	Fuse-Mini Blade, 10 Amp	32	32180-089	1	Cap-Plug, 3 Way
21	122-0368	4	Relay-280 ISO	33	32180-101	1	Cover-Fuse, Single
22	114-3342	1	Fuse-Maxi, 60 Amp	35	32180-201	1	Cap-Plug

# Engine Wiring Harness Assembly



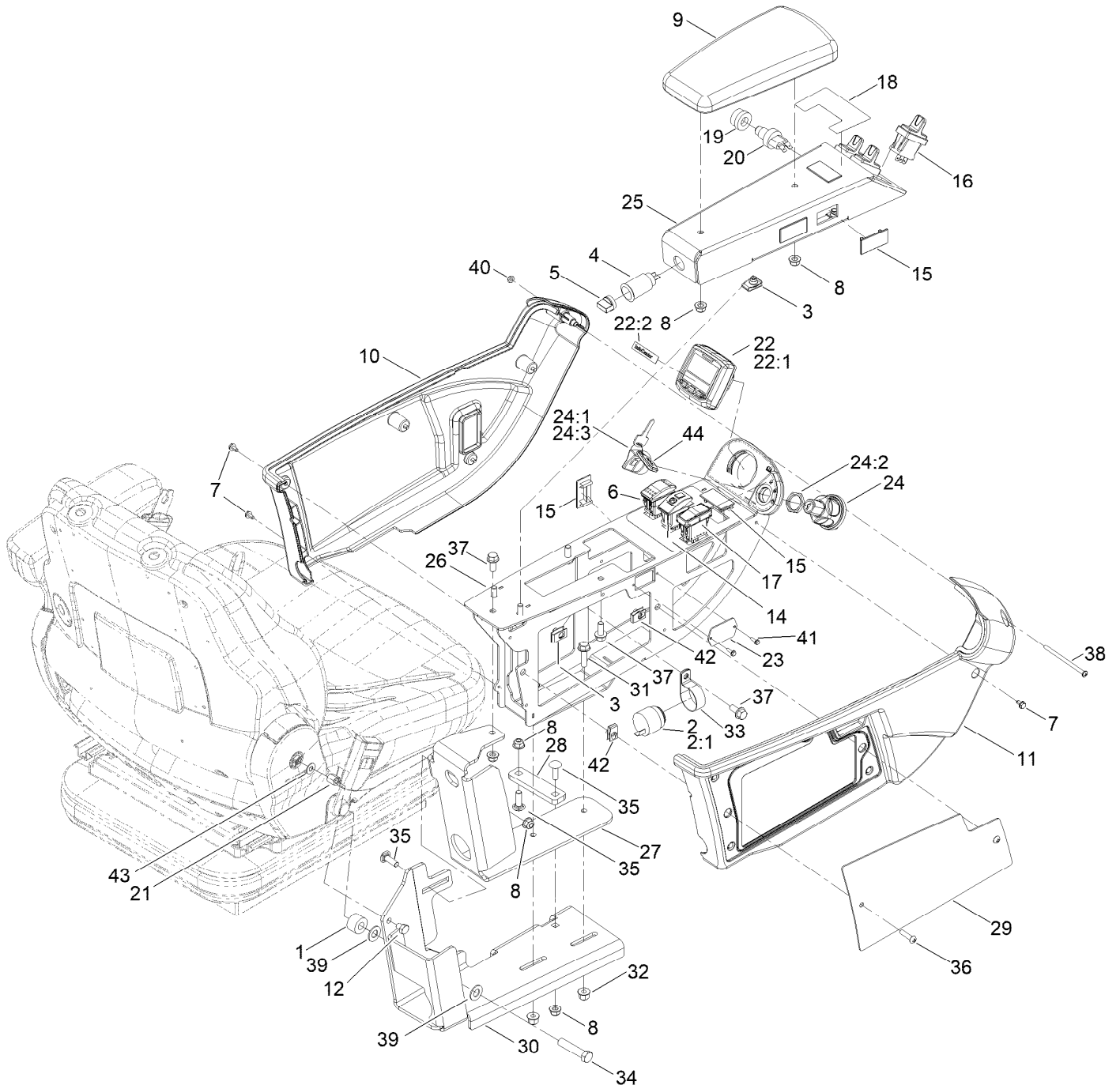


## Engine Wiring Harness Assembly (continued)

<i>Ref.</i>	<i>Part Number</i>	<i>Qty.</i>	<i>Description</i>	<i>Ref.</i>	<i>Part Number</i>	<i>Qty.</i>	<i>Description</i>
1	122-1213	1	Harness-Wire, Engine	2	108-9470	1	Harness-Wire, Fusible Link
1:10	100-4918	2	Diode	3	100-5552	1	Harness-Wire
1:22	32160-359	1	Connector (6M) ●	4	112-2844	1	Nut-HF
1:23	32180-103	1	Clip-Connector ●				

● Not illustrated

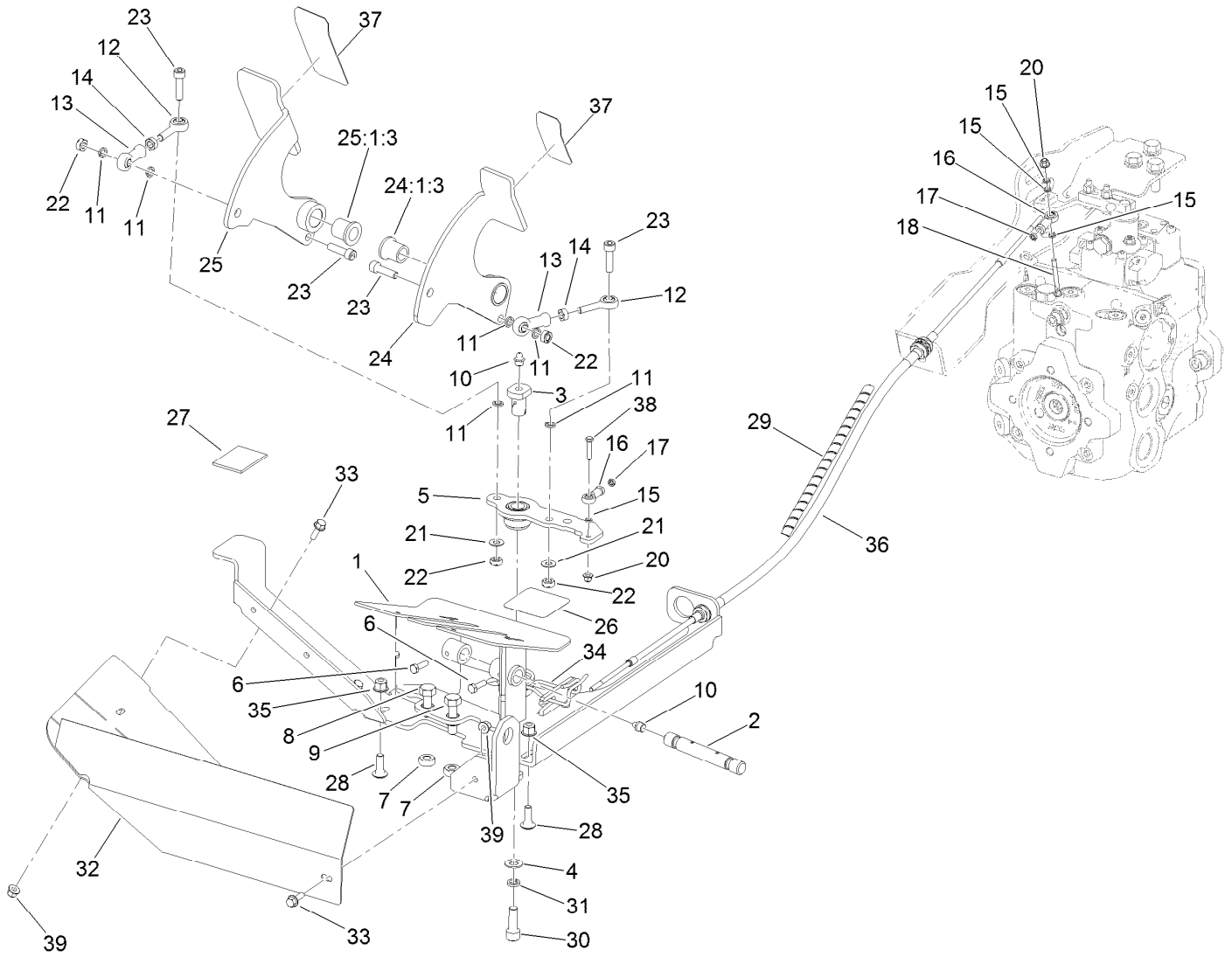
# Control Arm Assembly



## Control Arm Assembly (continued)

<i>Ref.</i>	<i>Part Number</i>	<i>Qty.</i>	<i>Description</i>	<i>Ref.</i>	<i>Part Number</i>	<i>Qty.</i>	<i>Description</i>
1	17-7190	1	Spacer-Finger	22:2	120-6311	1	Decal-Display
2	80-9330	1	Audio Alarm ASM	23	121-1630	1	Plate-Cover
2:1	104-5107	1	Nut-Plastic, Knurled	24	121-5159	1	Switch-Ignition
3	94-2413	5	Nut-U	24:1	121-5160	1	Nut-Hex
4	99-7411	1	Point-Power	24:2	122-2704	1	Nut-Face, M22 (Plastic)
5	99-7416	1	Cap	24:3	121-5162	1	Set-Key, Ignition
6	100-1535	1	Switch-Rocker, (On)-Off-(On)	25	134-0455-03	1	Control Panel ASM [black]
7	104-2065	10	Screw-HWH	26	134-0456	1	Panel ASM
8	104-8300	6	Nut-HF, NI	27	134-3472-03	1	Support, Control Arm
9	108-7602	1	Rest-Arm	28	134-3474-03	1	Plate, Support
10	108-7604	1	Cover-LH	29	134-3476-03	1	Cover, Control-Arm
11	108-7605	1	Cover-RH	30	134-3700-03	1	Support, Control-Arm [black]
12	108-8646	1	Screw-HH, Lock	31	134-3748	2	Screw-HHF
14	111-2254	1	Switch-Rocker, On-None-On	32	134-3762	2	Nut-Flange, NI
15	111-2337	5	Blank-Switch	33	2412-74	1	R-Clamp
16	111-2956	3	Switch-Lift	34	3212-8	1	Screw-HH
17	122-2109	1	Switch-Rocker, On-None-Off	35	3230-22	3	Screw-CARR
18	134-1827	1	Decal-Console, Lift	36	106-9518	2	Screw-PRH
19	112-3313	1	Nut-Weatherproof	37	3234-5	6	Screw-HHF
20	112-3324	1	Switch-Horn	38	3250-22	1	Screw-PPH
21	112-7405	1	Nut-Hex, Coupling	39	3256-25	2	Washer-Flat
22	120-6310	1	LCD Display ASM	40	3296-12	1	Nut-Lock, NI
22:1	120-4630	1	Nut-Display	41	32144-18	2	Screw-HWH
				42	107069	2	Clip
				43	09475	1	Washer
				44	99-8970	1	Key-Latch, Hood

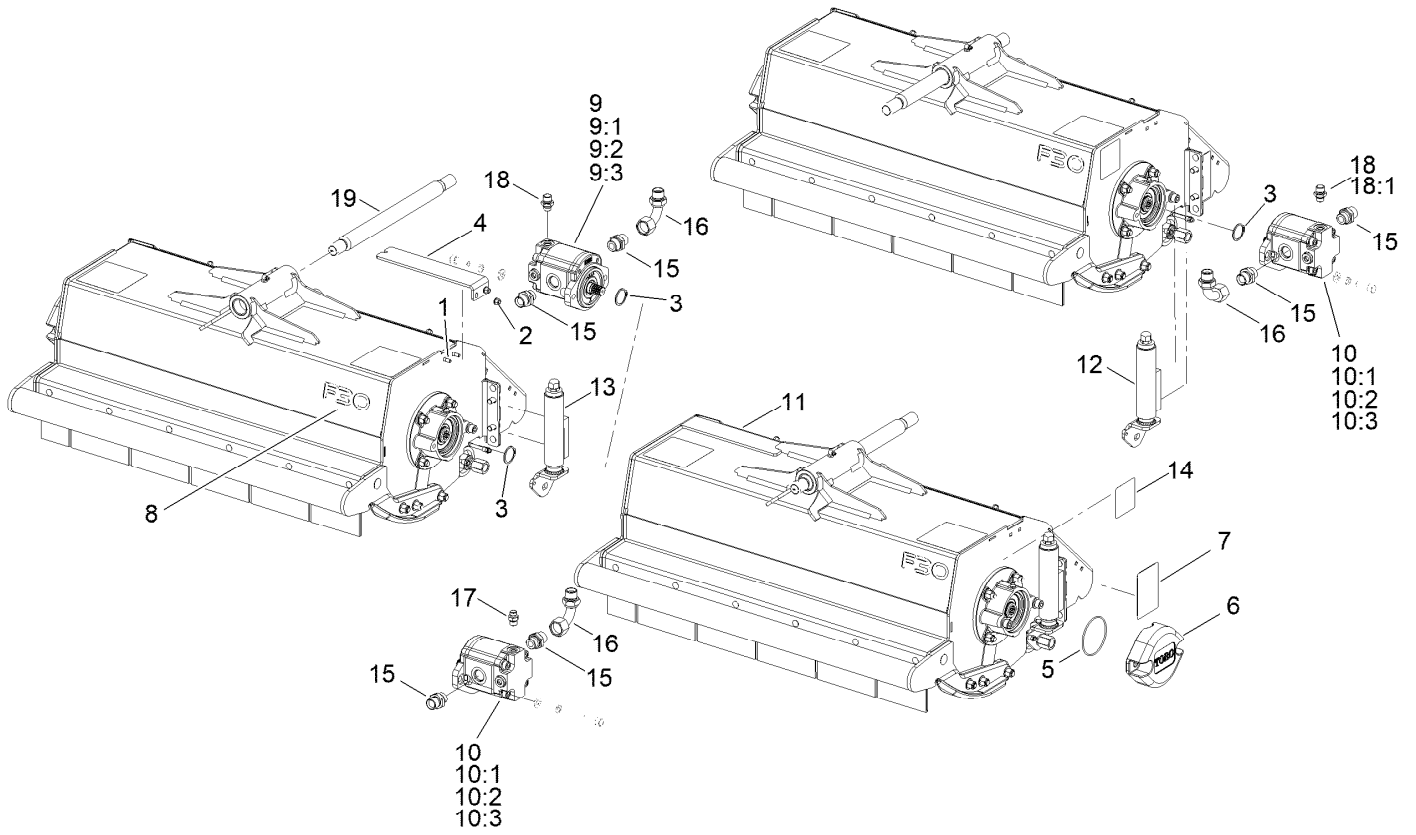
# Control Pedals Assembly



## Control Pedals Assembly (continued)

<i>Ref.</i>	<i>Part Number</i>	<i>Qty.</i>	<i>Description</i>	<i>Ref.</i>	<i>Part Number</i>	<i>Qty.</i>	<i>Description</i>
1	134-1560-03	1	Mount-Pedal, Welded Assembly	22	ZNB1H000U	4	Nut
2	111-1310	1	Pin-Control, Pedal	23	ZCS1H030U	4	Screw-Cap
3	111-7122	1	Boss-Pedal, Link	24	111-9244-03	1	Reverse Pedal ASM
4	09479	1	Washer-Plain	24:1:3	953868	1	Bushing-Flange, Oilite
5	134-1565-03	1	Link - Pedal, [black]	25	111-9243-03	1	Forward Pedal ASM
6	09363	2	Screw-HH	25:1:3	953868	1	Bushing-Flange, Oilite
7	09449	2	Nut	26	111-3567	1	Decal-Pedal, Operation
8	09392	1	Screw-HH	27	HY910808	1	Strip-Neoprene
9	09611	1	Bolt-HH	28	09373	3	Bolt-Coach
10	10-11-017	2	Fitting-Straight	29	111-6133	1	Guard-Spiral
11	111-6948	6	Washer-Spring	30	ZCS1J030U	1	Screw-HSH
12	111-6147	2	Rod End	31	09480	1	Washer-Lock
13	111-2896	2	Rod-End, Female	32	134-4884-03	1	Deflector-Grass, RH
14	ZNH1H000U	2	Nut-Hex	33	134-3740	3	Screw-HHF
15	09644	4	Washer-Spring	34	134-1557	1	Spring-Return, Pedals
16	953891	2	M5 Rose Joint	35	134-3762	3	Nut-Flange, NI
17	09746	2	Nut-Lock	36	134-1575	1	Cable-Control
18	134-6318	1	Screw-HH	37	70-07-067	1	Tape-Slip, Anti
20	134-3738	2	Nut-Flange, NI	38	09806	1	Setscrew
21	09475	2	Washer	39	134-3761	3	Nut-Flange, NI

# Cutterhead Assembly

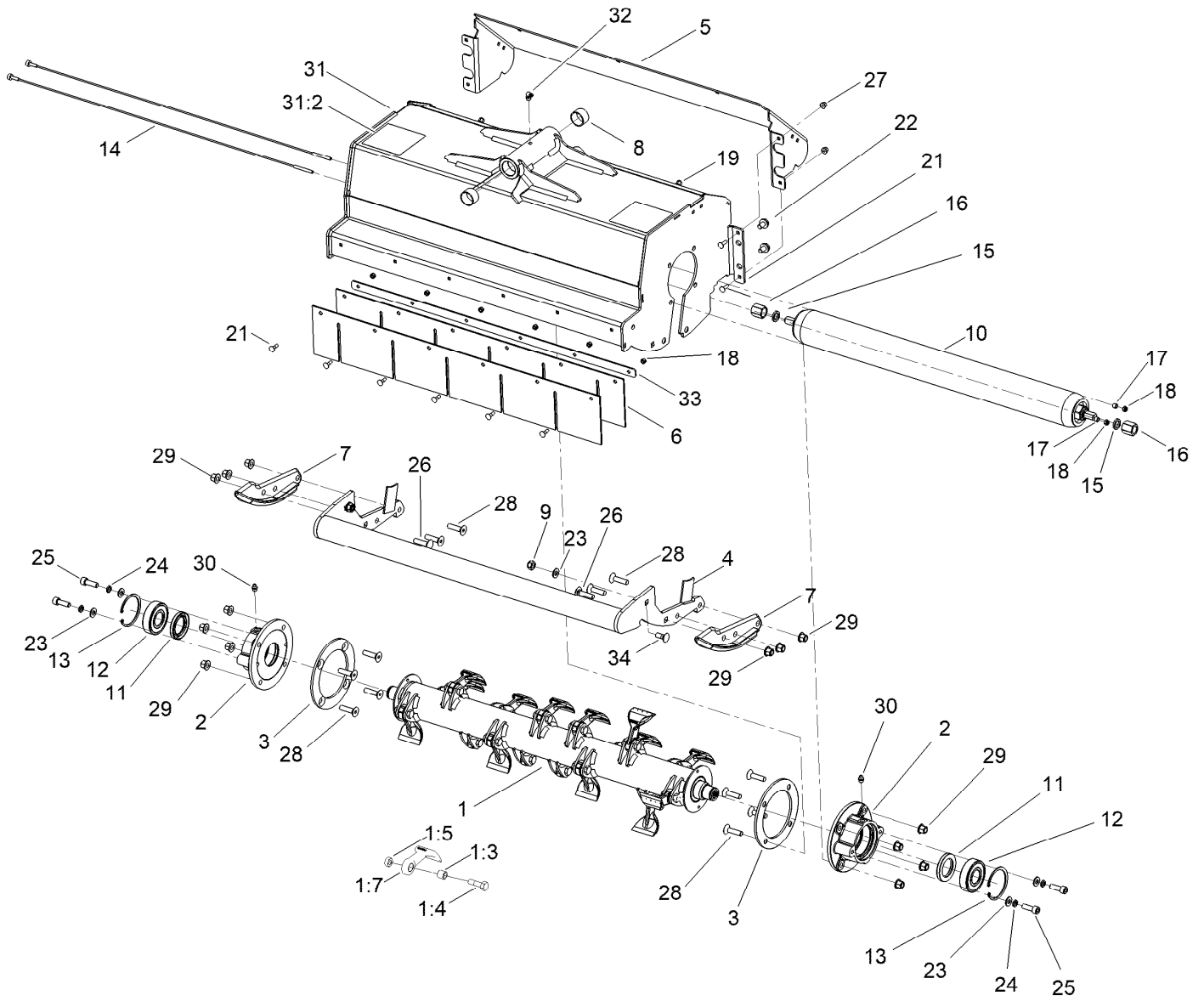


## Cutterhead Assembly (continued)

<i>Ref.</i>	<i>Part Number</i>	<i>Qty.</i>	<i>Description</i>	<i>Ref.</i>	<i>Part Number</i>	<i>Qty.</i>	<i>Description</i>
1	09668	4	Bolt-Coach	10:3	111-9630	1	Valve-Shock, 17 Bar
2	134-3761	4	Nut-Flange, NI	11	134-4241	3	Flail Cutterhead ASM
3	111-9214	3	Ring-Retaining, EXT	12	111-9518	1	Centre Head HOC Adjuster ASM
4	111-9179	2	Guide-Plate, Roller	13	111-9519	2	Front Head HOC Adjuster ASM
5	876032	3	O-Ring	14	111-9648	4	Decal
6	111-8487-03	3	Weight [black]	15	111-9107	6	Fitting-Straight
7	134-5112	4	Decal - HOC	16	111-9108	3	Fitting-Elbow, 90
8	134-4269	3	Decal - F30	17	70-06-054	1	Adaptor
9	134-4580	1	Motor-Cutter, Clockwise	18	111-4788	2	Fitting-Straight
9:1	111-8146	1	Seal Kit	18:1	70-06-165	1	Seal-O Ring ●
9:2	107-7820	1	Valve-Relief	19	65-05-127	3	Pin-Head, Pivot
9:3	111-9630	1	Valve-Shock, 17 Bar	99	HY922101	1	Spanner-Adjuster, Cutterhead ●
10	134-4581	2	Motor-Cutter, CCW				
10:1	111-8146	1	Seal Kit				
10:2	107-7820	1	Valve-Relief				

● Not illustrated

# Flail Cutterhead Assembly No. 134-4241



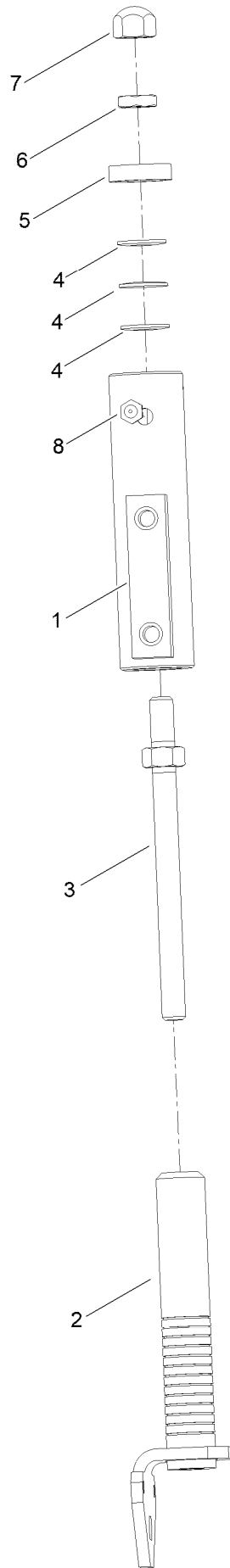


# Flail Cutterhead Assembly No. 134-4241 (continued)

<i>Ref.</i>	<i>Part Number</i>	<i>Qty.</i>	<i>Description</i>	<i>Ref.</i>	<i>Part Number</i>	<i>Qty.</i>	<i>Description</i>
1	134-5006	1	Rotor ASM	13	111-9135	2	Ring-Retaining, Int
1:3	111-9172	16	Bushing-Sleeve	14	63-07-072	2	Scraper-Wire
1:4	134-3841	16	Screw-HH	15	HY4200	2	Washer-Spring
1:5	09449	16	Nut	16	876062	2	Roller-Nut
1:7	111-9631	1	Kit-Blade(X2)	17	340154	2	Bushing
1:7	111-9668	1	Kit-Blade(X16)	18	09438	8	Nut-Nyloc
1:7:2	111-9172	16	Bushing-Sleeve ●	19	09570	3	Bolt-Carriage
1:7:3	134-3841	16	Screw-HH ●	21	09668	10	Bolt-Coach
1:7:4	09449	16	Nut ●	22	63-11-019	4	Screw-HHF
2	111-9208-03	2	Housing-Bearing, Rotor	23	ZWQ1J000U	6	Washer-Plain
3	111-9123-03	2	Rotor-Ring	24	09480	4	Washer-Lock
4	111-9164-03	1	Tube ASM	25	ZCS1J030U	4	Screw-HSH
5	111-9142-01	1	Frame-Extension	26	111-9327	2	Bolt-Carriage
6	111-9160	2	Guard-Rubber, Front	27	134-3761	7	Nut-Flange, NI
7	884024W	2	Skid	28	111-9328	12	Screw-Sh, Csk
8	876065	2	Bushing-Sleeve	29	134-3763	14	Nut-Flange, NI
9	ZNN1J000U	2	Nut-Hex, NI	30	10-11-017	2	Fitting-Straight
10	876006	1	Roller-Smooth	31	134-5350	1	Frame ASM
10:99	111-2561	2	Fitting-Grease ●	31:2	120-6604	2	Decal-Danger
10:99	876078	1	Kit-Bearing-Roller, Taper ●	32	63-07-027	1	Zerk-Grease, BSP (90 DEG)
11	111-9138	2	Seal-Lip, Single	33	111-9144	1	Strip-Clamp, Guard
12	111-9136	2	Bearing-Ball	34	15-11-003	2	Bolt-CARR

● Not illustrated

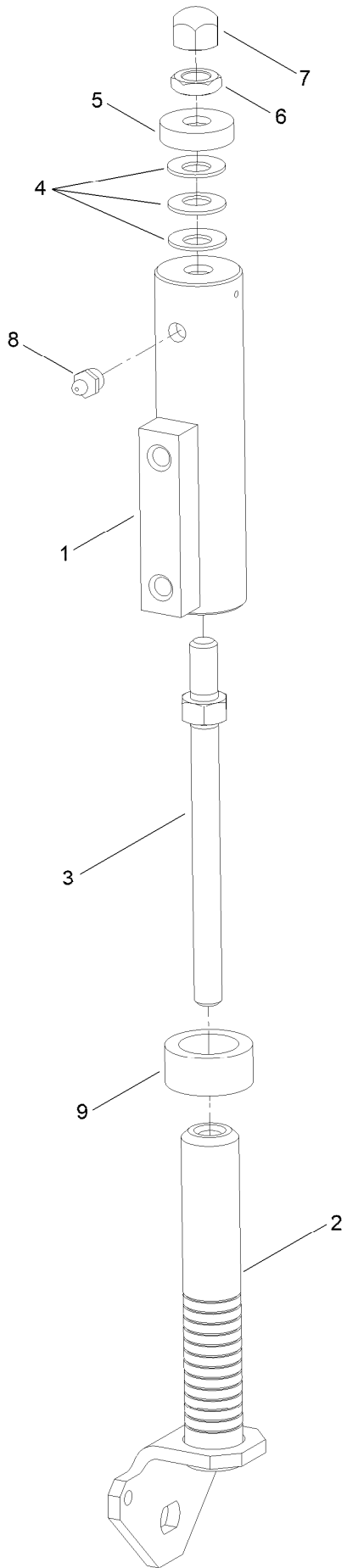
# Center Head HOC Adjuster Assembly



## Center Head HOC Adjuster Assembly (continued)

<i>Ref.</i>	<i>Part Number</i>	<i>Qty.</i>	<i>Description</i>	<i>Ref.</i>	<i>Part Number</i>	<i>Qty.</i>	<i>Description</i>
1	876064W	2	Roller-Mounting	5	876098	2	Cap-Control, Pressure
2	134-0074	2	Shaft-Adjuster, Roller	6	ZNL1L000U	2	Nut-Hex
3	63-01-960	2	Stud-Roller, Adjusting	7	ZNK1L000U	2	Nut-Dome
4	876099	6	Washer-Spring	8	10-11-017	2	Fitting-Straight

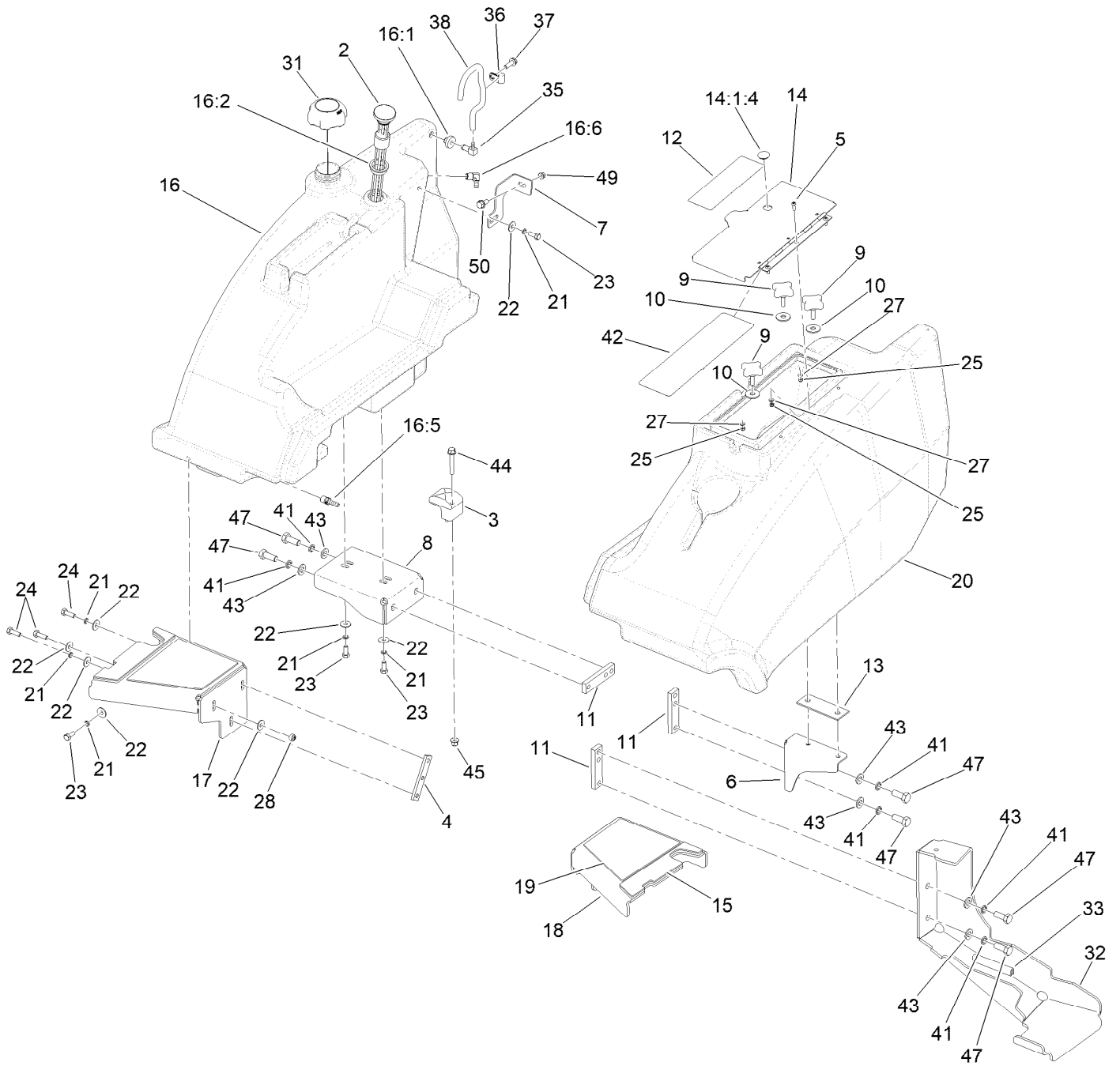
# Front Head HOC Adjuster Assembly



## Front Head HOC Adjuster Assembly (continued)

<i>Ref.</i>	<i>Part Number</i>	<i>Qty.</i>	<i>Description</i>	<i>Ref.</i>	<i>Part Number</i>	<i>Qty.</i>	<i>Description</i>
1	876064W	2	Roller-Mounting	6	ZNL1L000U	2	Nut-Hex
2	134-0074	2	Shaft-Adjuster, Roller	7	ZNK1L000U	2	Nut-Dome
3	63-01-960	2	Stud-Roller, Adjusting	8	10-11-017	2	Fitting-Straight
4	876099	6	Washer-Spring	9	134-0077	2	Spacer
5	876098	2	Cap-Control, Pressure				

# Fuel Tank and Storage Pod Assembly

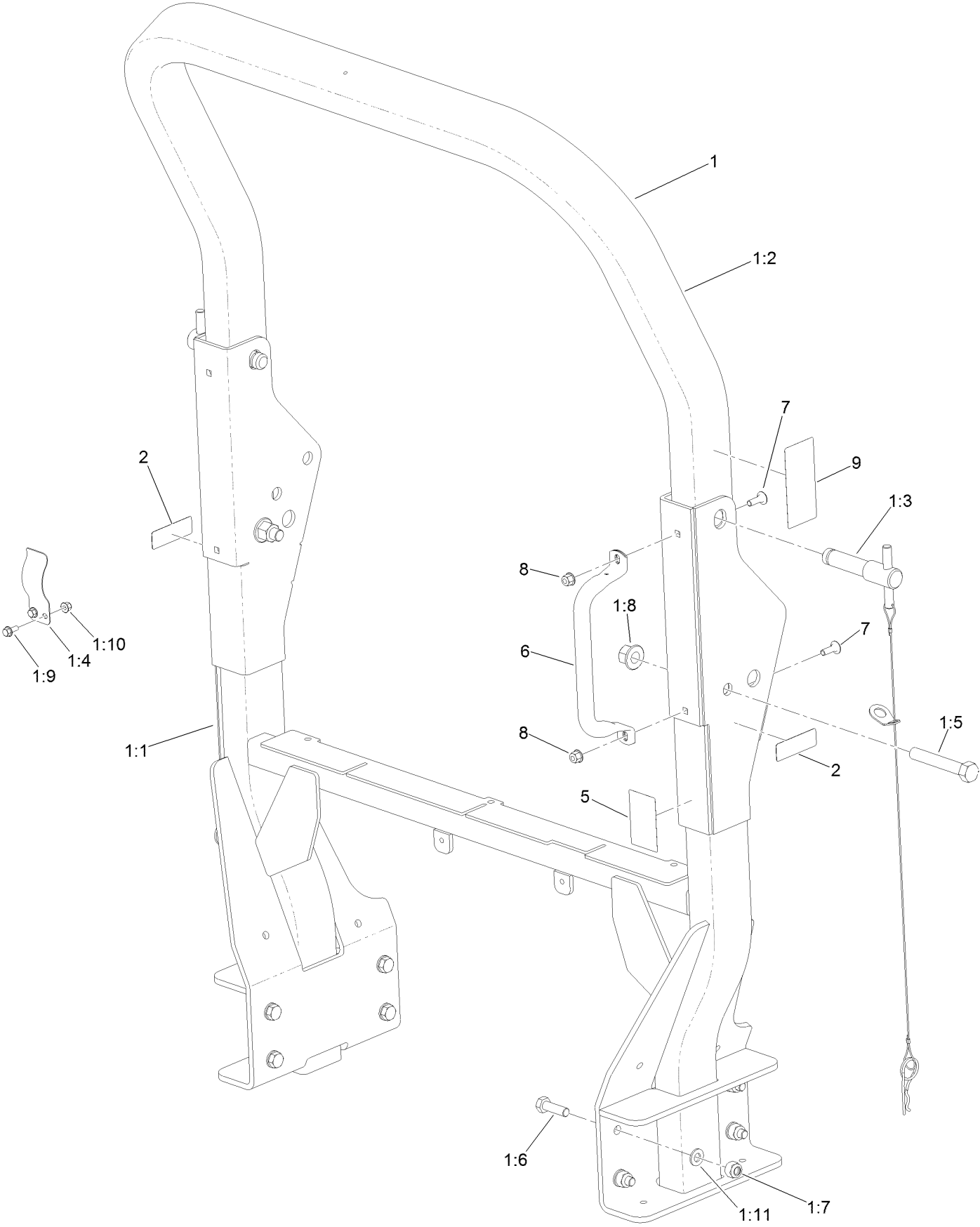


## Fuel Tank and Storage Pod Assembly (continued)

<i>Ref.</i>	<i>Part Number</i>	<i>Qty.</i>	<i>Description</i>	<i>Ref.</i>	<i>Part Number</i>	<i>Qty.</i>	<i>Description</i>
2	104-5603	1	Gauge-Level, Fuel	19	134-2431	2	Pad-Support, Inside
3	107-4543	1	Clamp	20	134-2490	1	Pod-Storage
4	111-3281	2	Bar-Nut	21	03469	8	Washer-Spring
5	111-3381	3	Screw-HSBH	22	09267	12	Washer-Plain
6	111-3424-03	1	Bracket-Pod, Storage	23	09368	4	Screw-HH
7	134-4553-03	1	Bracket, Fuel Tank-Mount	24	03162	6	Screw-HH
8	134-0248-03	1	Bracket, Fuel Tank	25	09430	3	Nut-Nyloc
9	111-3666	3	Handwheel	27	09470	3	Washer
10	111-7658	3	Washer 10.5 DIA X 30 O/D X 2.5	28	09441	2	Nut-Hex, NI
11	111-4490	3	Bar-Nut	31	138-3795	1	Fuel Cap ASM
12	134-4280	1	Decal - Warning, Inclines	32	134-2450-01	1	Footstep Welded Assembly
13	111-5388	1	Pad-Rubber, Storage Pod	33	50-08-001	1	Edging-Rubber
14	111-7242-03	1	Cover-Storage	35	104-5228	1	Fitting-Elbow, 90 DEG
14:1:4	134-2164	1	Plug-Lid, Storage	36	2412-93	1	Clamp-R
15	111-9044	2	Pad-Support, Outer	37	09787	1	Screw-Taptite
16	134-8462	1	Kit-Fuel Tank(Lt/Ltf)	38	110-8181	1	Hose-Fuel
16:1	46-6560	1	Bushing	41	09599	6	Washer-Lock
16:2	95-8972	1	Grommet	42	134-7637	1	Decal-Maintenance
16:5	115-1448	1	Fitting-Straight	43	HY09485	6	Washer-Plain
16:6	353-781	1	Fitting-HYD, 90	44	134-3749	1	Screw-HHF
17	134-2418-03	1	Support-Platform, ASM [black]	45	134-3762	1	Nut-Flange, NI
18	134-2419-03	1	Support-Platform, ASM [black]	47	09415	6	Screw-HH
				49	134-3761	1	Nut-Flange, NI
				50	134-3746	1	Screw-HHF
				99	70-07-067	1	Tape-Slip, Anti ●

● Not illustrated

# ROPS Assembly

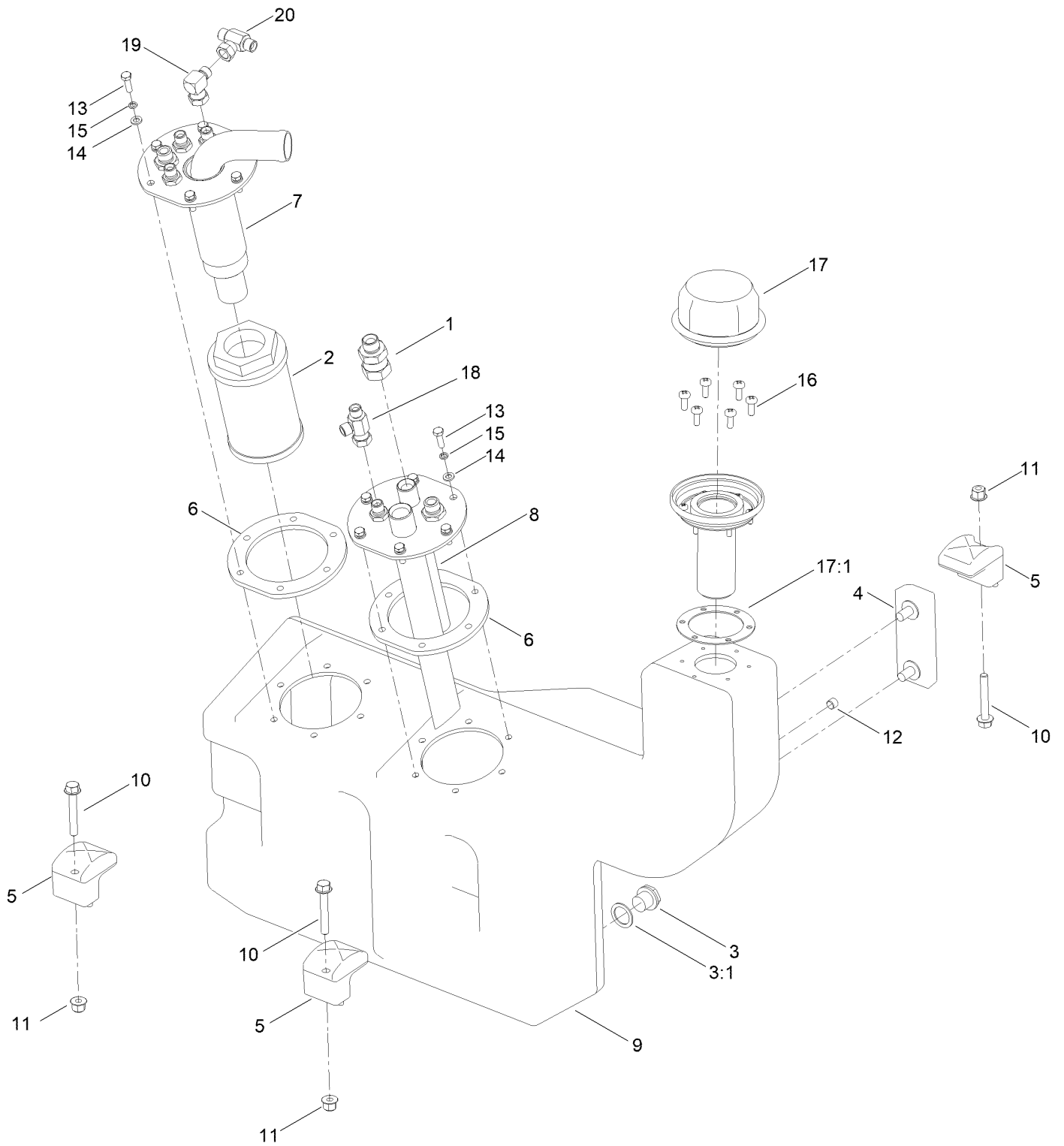




## ROPS Assembly (continued)

<i>Ref.</i>	<i>Part Number</i>	<i>Qty.</i>	<i>Description</i>	<i>Ref.</i>	<i>Part Number</i>	<i>Qty.</i>	<i>Description</i>
1	134-4535	1	ROPS ASM	1:9	134-3739	4	Screw-HHF
1:1	134-3285-03	1	ROPS-Lower, Welded Assembly	1:10	134-3761	4	Nut-Flange, NI
1:2	111-8040-03	1	ROPS-Upper	1:11	HY09485	16	Washer-Plain
1:3	111-9280	2	Pin Assembly	2	120-0625	2	Decal-Warning
1:4	110-5696	2	Spring-Leaf	5	134-4671	1	Label, ROPS
1:5	ZBH1P100U	2	Bolt	6	134-2022-03	1	Handle-ROPS
1:6	63-11-010	8	Bolt-HH	7	09373	2	Bolt-Coach
1:7	111-9291	8	Nut-Hex, Nyloc	8	134-3762	2	Nut-Flange, NI
1:8	134-3765	2	Nut-Flange, NI	9	134-4281	1	Decal-Warning, ROPS

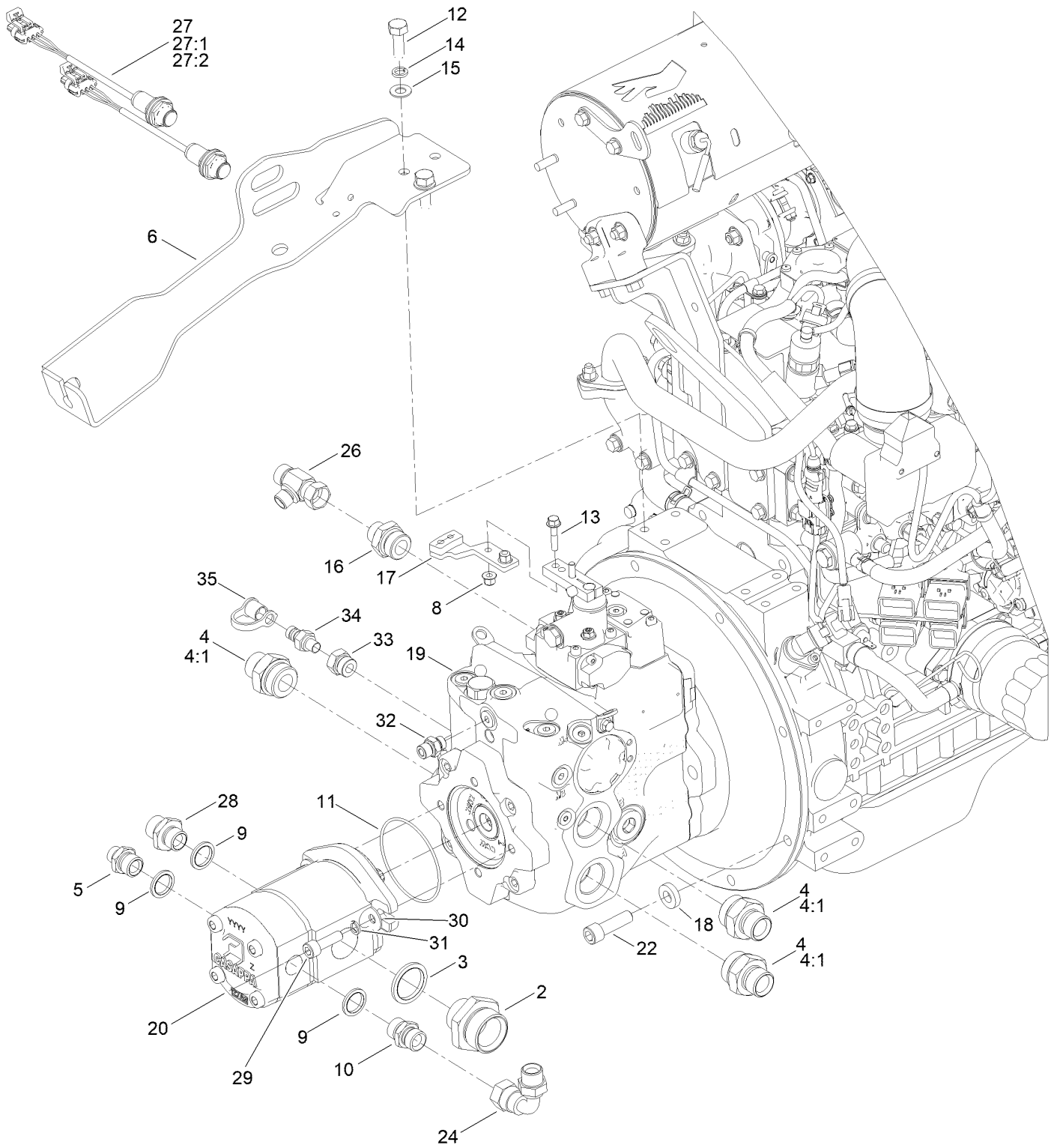
# Hydraulic Oil Tank Assembly



## Hydraulic Oil Tank Assembly (continued)

<i>Ref.</i>	<i>Part Number</i>	<i>Qty.</i>	<i>Description</i>	<i>Ref.</i>	<i>Part Number</i>	<i>Qty.</i>	<i>Description</i>
1	09-06-217	1	Adaptor	11	134-3762	3	Nut-Flange, NI
2	10-06-025	1	Filter-Suction	12	285-17	1	Plug-Pipe
3	20-06-207	1	Plug-Magnetic	13	09363	12	Screw-HH
3:1	111-7925	1	Washer-Fiber	14	09472	12	Washer-Plain
4	65-06-018	1	Gauge-Level, Oil	15	09474	12	Washer-Spring
5	107-4543	3	Clamp	16	09634	6	Screw-PPH, HD
6	111-9531	2	Gasket-Flange	17	HY910601	1	Cap-Breather, Filler
7	111-9532	1	Flange-Suction	17:1	910648	1	Cap-Gasket, Filler
8	134-6345	1	Flange Return	18	10-06-083	1	Fitting-Tee
9	111-9528	1	Tank-Oil, Hydraulic	19	31-06-004	1	Elbow-Compact
10	134-3749	3	Screw-HHF	20	60-06-011	1	Tee-BSP

# Transmission and Cutter Pump Assembly

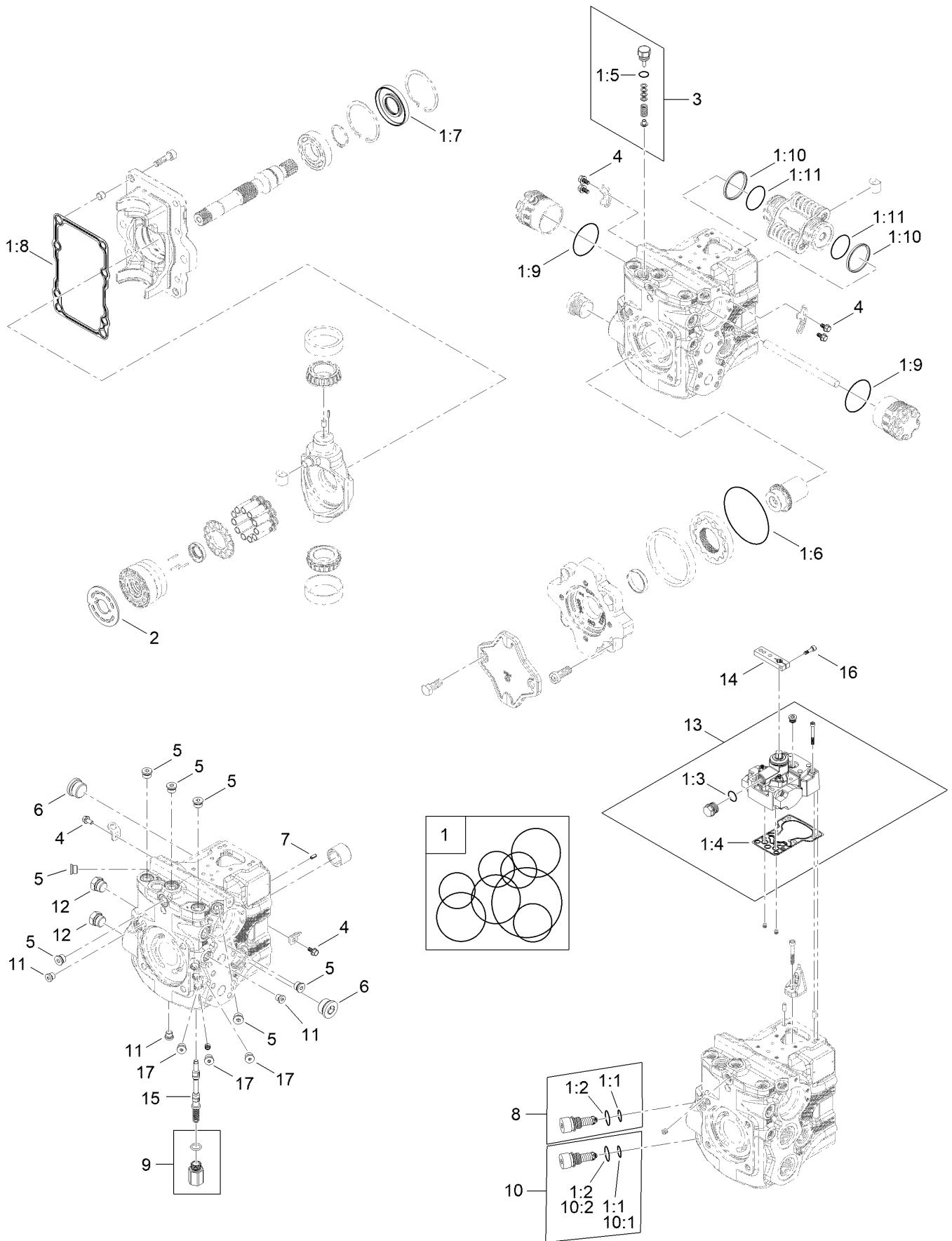


## Transmission and Cutter Pump Assembly (continued)

<i>Ref.</i>	<i>Part Number</i>	<i>Qty.</i>	<i>Description</i>	<i>Ref.</i>	<i>Part Number</i>	<i>Qty.</i>	<i>Description</i>
2	15-06-109	1	Adaptor	20	111-8424	1	Pump-Tandem
3	09-06-214	1	Seal-Dowty	20:99	111-9632	1	Kit-Seal ●
4	70-06-063	3	Adaptor	22	09694	2	Screw Soc HD Cap M12*40 Raw
4:1	70-06-169	1	Seal-O Ring O Ring	24	25-06-066	1	Elbow-BSP
5	10-06-043	1	Adaptor	26	953732	1	Tee-BSP
6	134-4716-03	1	Bracket-Pump Control	27	115-5300	2	Proximity Switch ASM
8	134-3761	2	Nut-Flange, NI	27:1	117-3207	2	Nut-Hex
9	10-06-032	3	Seal-Dowty	27:2	117-3208	2	Washer-Lock, Internal Tooth
10	10-06-078	1	Adaptor-BSPP	28	950726	1	Adaptor-BSP
11	70-06-028	1	O-Ring	29	111-9168	2	Screw-Sh
12	09392	3	Screw-HH ●	30	HY03355	2	Washer-Plated
13	134-3742	2	Screw-HHF	31	09273	2	Washer-Spring
14	09480	3	Washer-Lock	32	70-06-054	1	Adaptor
15	09479	3	Washer-Plain	33	134-5066	1	Fitting
16	70-06-066	1	Adaptor	33:1	70-06-166	1	Seal-O Ring ●
17	134-3365-03	1	Lever-Pump Control W/A	34	354-77	1	Fitting-Quick
18	134-6538	2	Washer, Pump Mounting	34:1	237-78	1	O-Ring ●
19	134-4255	1	Pump-Transmission Danfoss Mp1	35	354-79	1	Cap-Dust

● Not illustrated

# Hydraulic Pump Assembly No. 134-4255



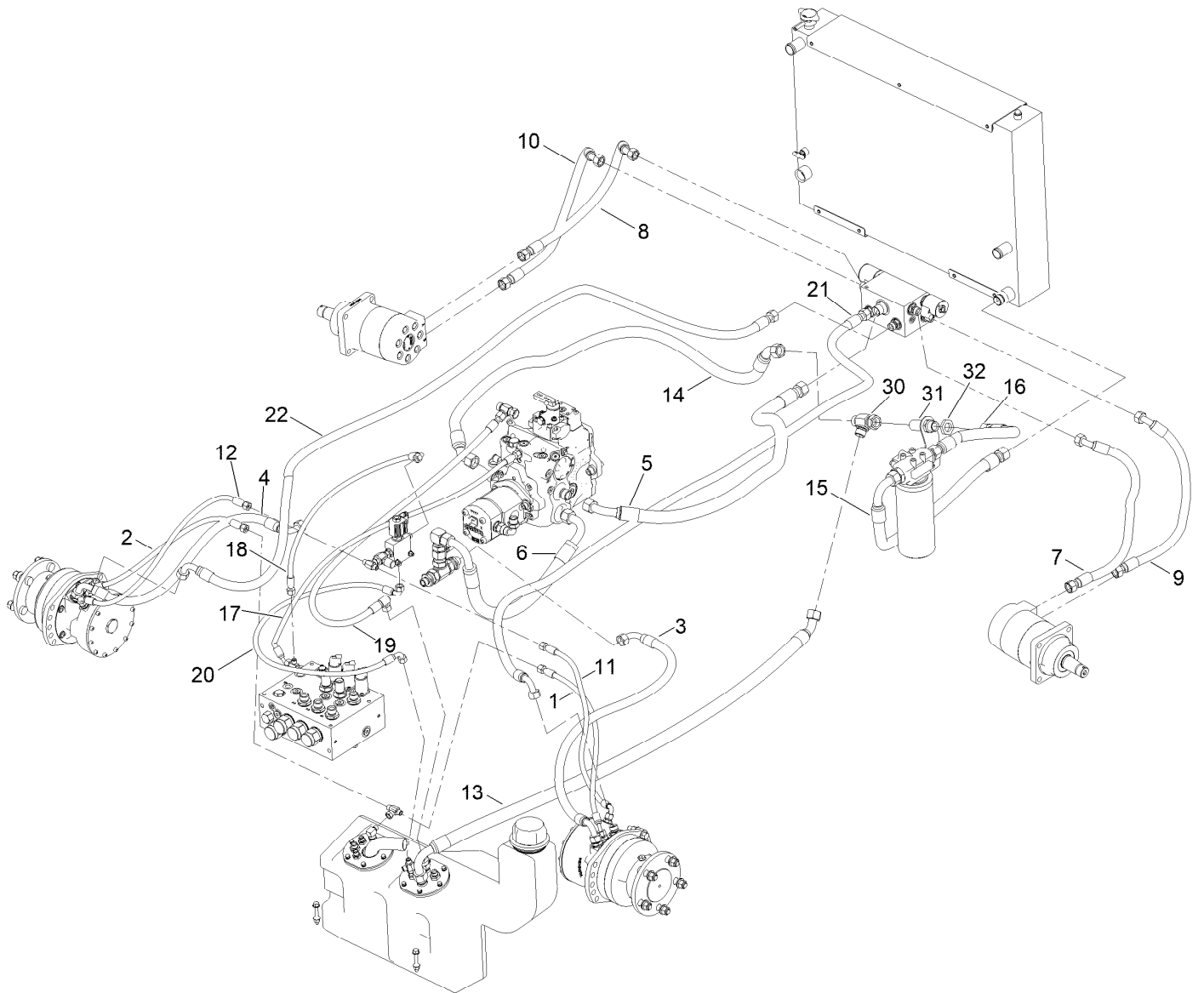
# Hydraulic Pump Assembly No. 134-4255 (continued)

<i>Ref.</i>	<i>Part Number</i>	<i>Qty.</i>	<i>Description</i>	<i>Ref.</i>	<i>Part Number</i>	<i>Qty.</i>	<i>Description</i>
1	132-6205	1	Overhaul Seal Kit	5	69-3080	7	Plug
1:1	75-0240	2	O-Ring	6	69-3130	2	Plug
1:2	84-0560	2	O-Ring	7	110-6485	1	Pin-Slotted
1:3	125-5288	2	O-Ring	8	136-4393	1	Valve-Relief, High Pressure
1:4	125-5283	1	Gasket-Control	9	139-4805	1	Plug ASM
1:5	125-5298	1	O-Ring	10	110-6477	1	Valve-Relief
1:6	132-6206	1	O-Ring	10:1	75-0240	1	O-Ring ●
1:7	127-6214	1	Seal-Lip	10:2	84-0560	1	O-Ring ●
1:8		1	Gasket ■	11	94-3993	3	Plug
1:9		2	O-Ring ■	12	136-3219	2	Plug ASM
1:10		2	Piston Ring ■	13	134-6084	1	Mdc Kit
1:11		2	O-Ring ■	14	134-6086	1	Control Handle
2	136-4398	1	Valve Plate	15	134-6087	1	Valve-Spool
3	136-4397	1	Charge Relief Kit	16	134-6088	1	Screw
4	125-5270	2	Screw	17	134-6089	2	Plug

● Not illustrated

■ Not serviced separately

# Transmission Circuit Hydraulic Hose Assembly



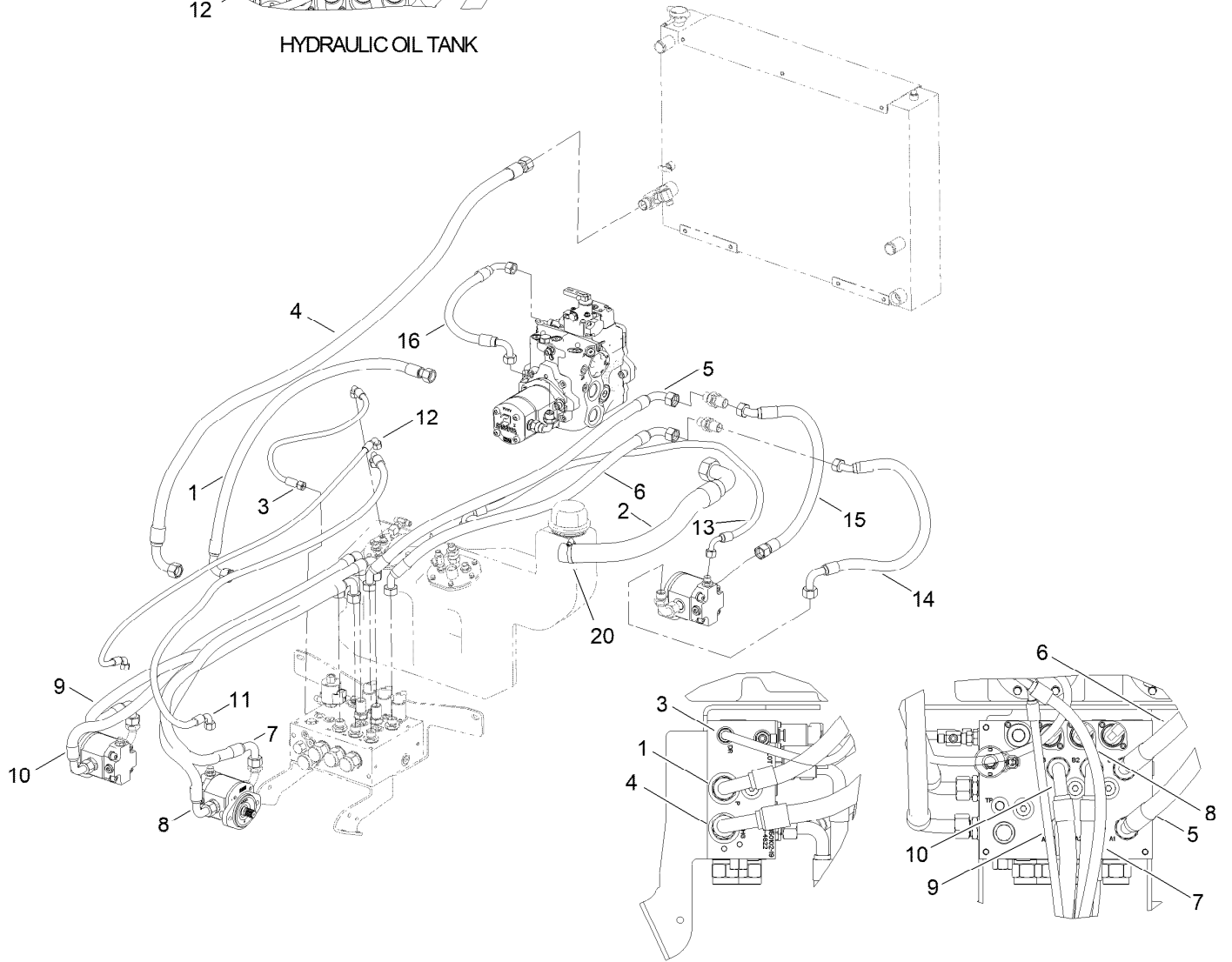
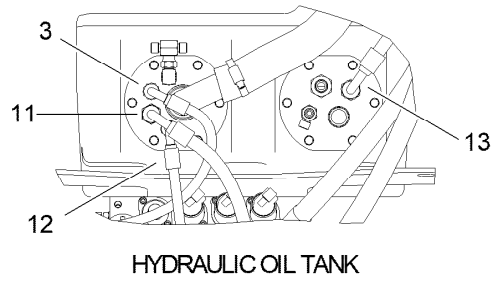


# Transmission Circuit Hydraulic Hose Assembly (continued)

<i>Ref.</i>	<i>Part Number</i>	<i>Qty.</i>	<i>Description</i>	<i>Ref.</i>	<i>Part Number</i>	<i>Qty.</i>	<i>Description</i>
1	134-1924	1	Hose 1/4"	15	134-1931	1	Hose 3/4"
2	134-1925	1	Hose 1/4"	16	134-1932	1	Hose 3/4"
3	134-3509	1	Hose 1/2"	17	134-1939	1	Hose 1/4"
4	134-3510	1	Hose 1/2"	18	134-7810	1	Hose 1/4"
5	134-1927	1	Hose 3/4"	19	134-1945	1	Hose 3/8"
6	134-1928	1	Hose 3/4"	20	134-7811	1	Hose 1/4"
7	134-3513	1	Hose 1/2"	21	134-3544	1	Hose 1/2"
8	134-3513	1	Hose 1/2"	22	134-3544	1	Hose 1/2"
9	134-3514	1	Hose 1/2"	30	15-06-102	1	Tee 3/4" Sf/M/M BSP
10	134-3514	1	Hose 1/2"	31	111-7494	1	Adaptor-BSP
11	134-3515	1	Hose 1/4"	32	134-5456	1	Lock Nut
12	134-3515	1	Hose 1/4"	99	111-1048	20	Cable Tie 12.7 * 580 ●
13	134-1929	1	Hose 3/4"	99	74-07-020	30	Tie-Cable ●
14	134-1930	1	Hose 3/4"				

● Not illustrated

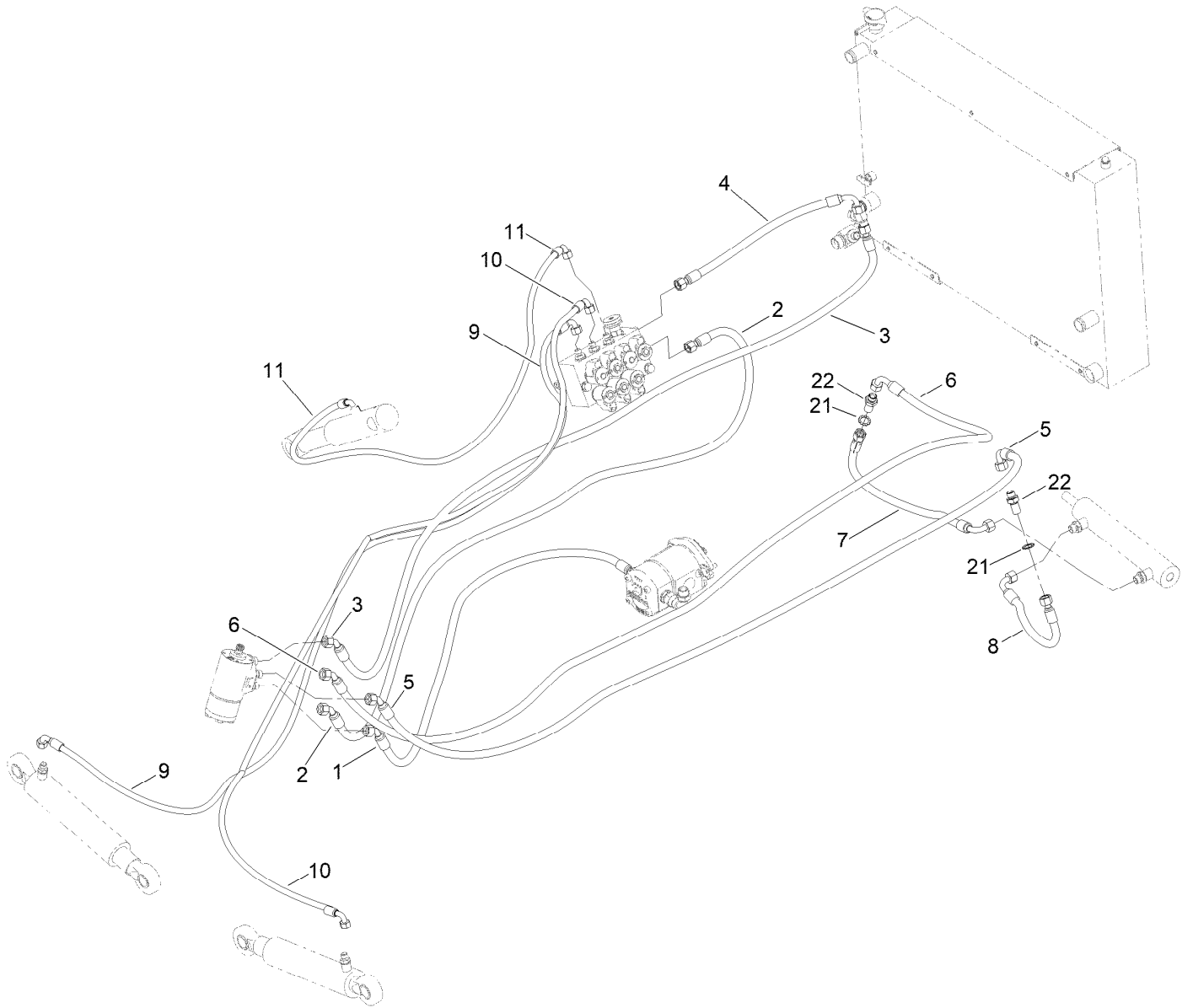
# Cutter Circuit Hydraulic Hose Assembly



## Cutter Circuit Hydraulic Hose Assembly (continued)

<i>Ref.</i>	<i>Part Number</i>	<i>Qty.</i>	<i>Description</i>	<i>Ref.</i>	<i>Part Number</i>	<i>Qty.</i>	<i>Description</i>
1	134-1926	1	Hose 5/8"	10	134-3526	1	Hose 5/8"
2	134-1933	1	Hose 1-1/4"	11	134-3527	1	Hose 3/8"
3	134-1938	1	Hose 1/4"	12	134-3528	1	Hose 1/4"
4	134-1941	1	Hose 3/4"	13	134-3529	1	Hose 3/8"
5	134-3521	1	Hose 5/8"	14	134-3532	1	Hose 5/8"
6	134-3522	1	Hose 5/8"	15	134-3533	1	Hose 5/8"
7	134-3523	1	Hose 5/8"	16	134-1944	1	Hose 1/2"
8	134-3524	1	Hose 5/8"	20	10-11-034	1	Clamp-Hose, Hi-Torque
9	134-3525	1	Hose 5/8"				

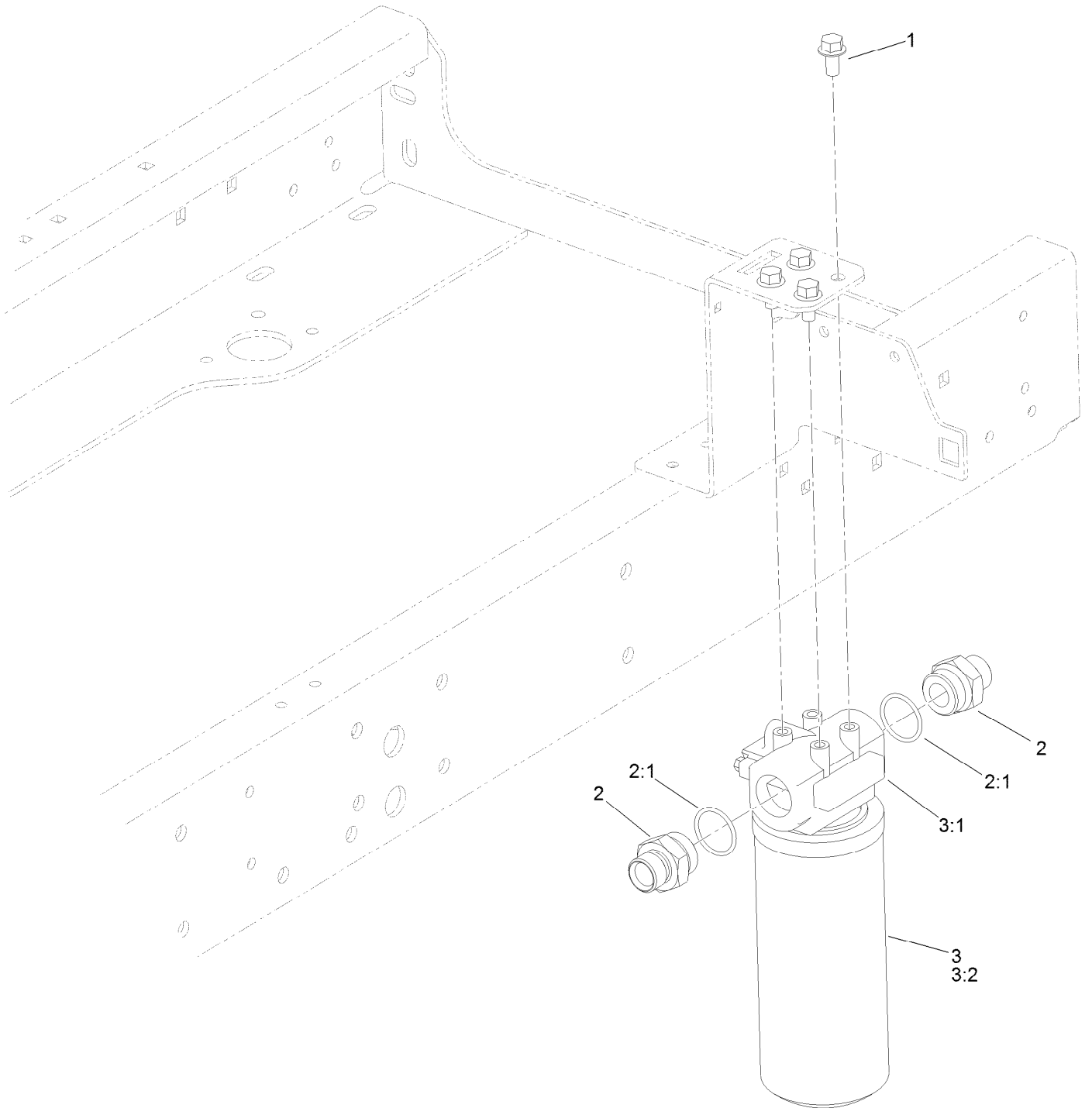
# Lift Circuit Hydraulic Hosing Assembly



## Lift Circuit Hydraulic Hosing Assembly (continued)

<i>Ref.</i>	<i>Part Number</i>	<i>Qty.</i>	<i>Description</i>	<i>Ref.</i>	<i>Part Number</i>	<i>Qty.</i>	<i>Description</i>
1	134-1935	1	Hose 3/8"	8	134-3543	1	Hose 3/8"
2	134-1936	1	Hose 3/8"	9	134-3545	1	Hose 1/4"
3	134-1942	1	Hose 3/8"	10	134-3546	1	Hose 1/4"
4	134-1943	1	Hose 3/8"	11	134-3547	1	Hose 1/4"
5	134-3501	1	Hose 3/8"	21	111-5622	2	Washer-Lock, Serrated
6	134-3502	1	Hose 3/8"	22	30-06-208	2	Adaptor
7	134-3543	1	Hose 3/8"				

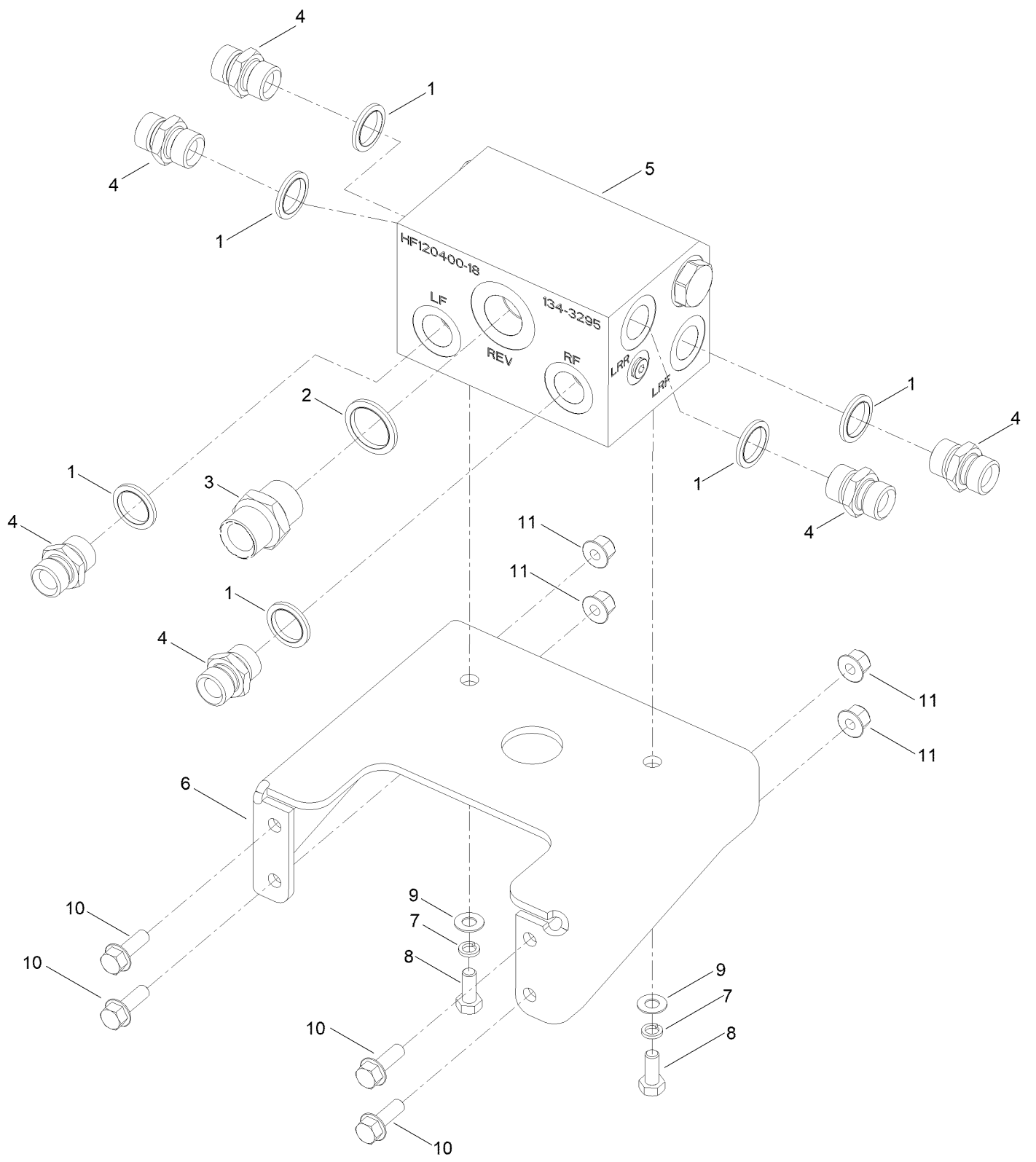
# Filter Assembly



## Filter Assembly (continued)

<i>Ref.</i>	<i>Part Number</i>	<i>Qty.</i>	<i>Description</i>	<i>Ref.</i>	<i>Part Number</i>	<i>Qty.</i>	<i>Description</i>
1	3234-1	4	Screw-HHF	3	98-3923	1	Oil Filter ASM
2	70-06-063	2	Adaptor	3:1	104-0080	1	Filter Head ASM
2:1	70-06-169	1	Seal-O Ring O Ring	3:2	94-2621	1	Element-Filter

# Rear Transmission Manifold Assembly

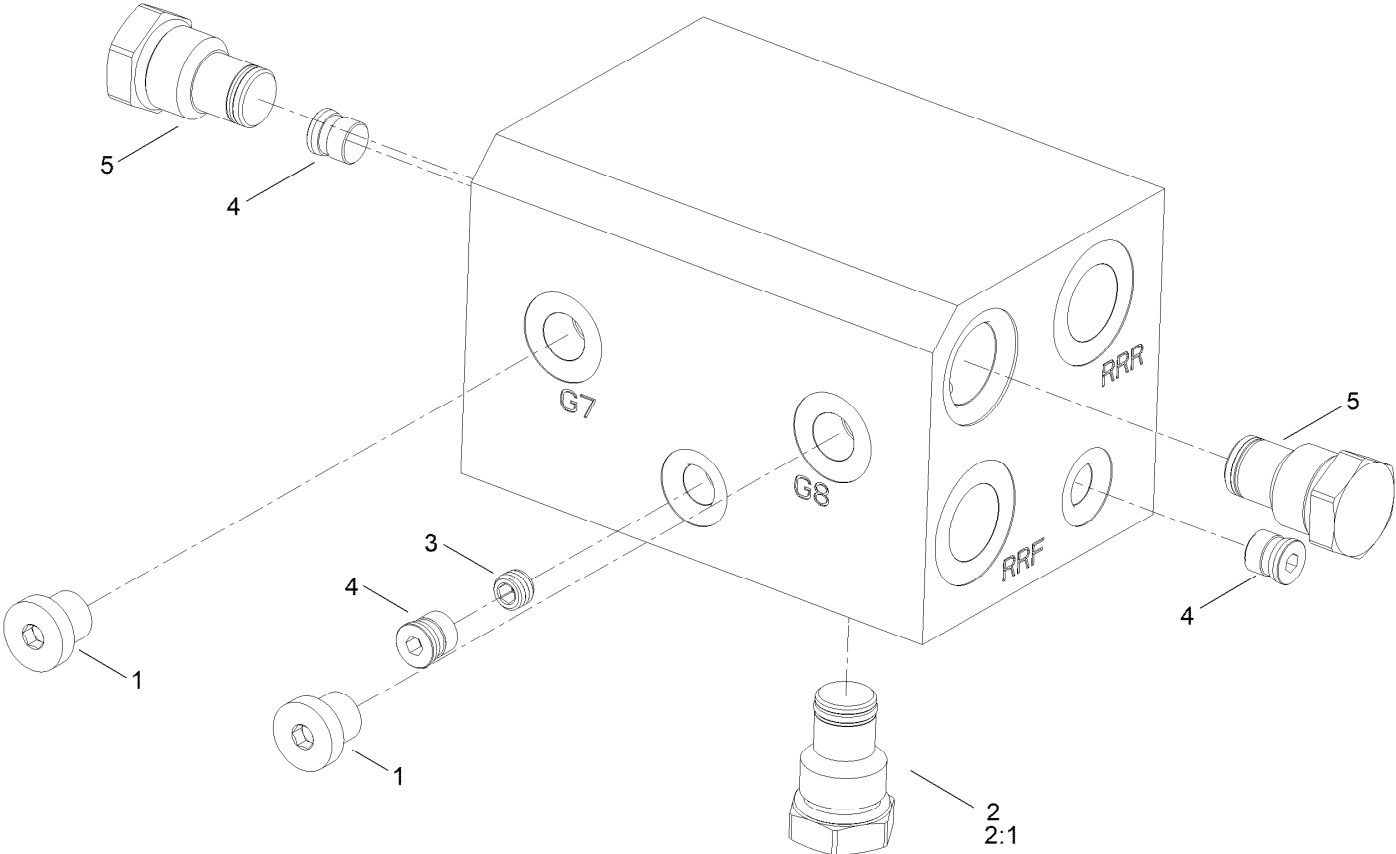




## Rear Transmission Manifold Assembly (continued)

<i>Ref.</i>	<i>Part Number</i>	<i>Qty.</i>	<i>Description</i>	<i>Ref.</i>	<i>Part Number</i>	<i>Qty.</i>	<i>Description</i>
1	10-06-032	6	Seal-Dowty	7	09480	2	Washer-Lock
2	10-06-033	1	Seal-Dowty	8	09395	2	Screw-HH
3	10-06-044	1	Adaptor-BSP	9	ZWQ1J000U	2	Washer-Plain
4	10-06-078	6	Adaptor-BSPP	10	134-3747	4	Screw-HHF
5	134-3295	1	HYD Manifold ASM	11	134-3762	4	Nut-Flange, NI
6	134-3226-03	1	Bracket-Mount, Rear Transmission				

# Hydraulic Manifold Assembly No. 134-3295

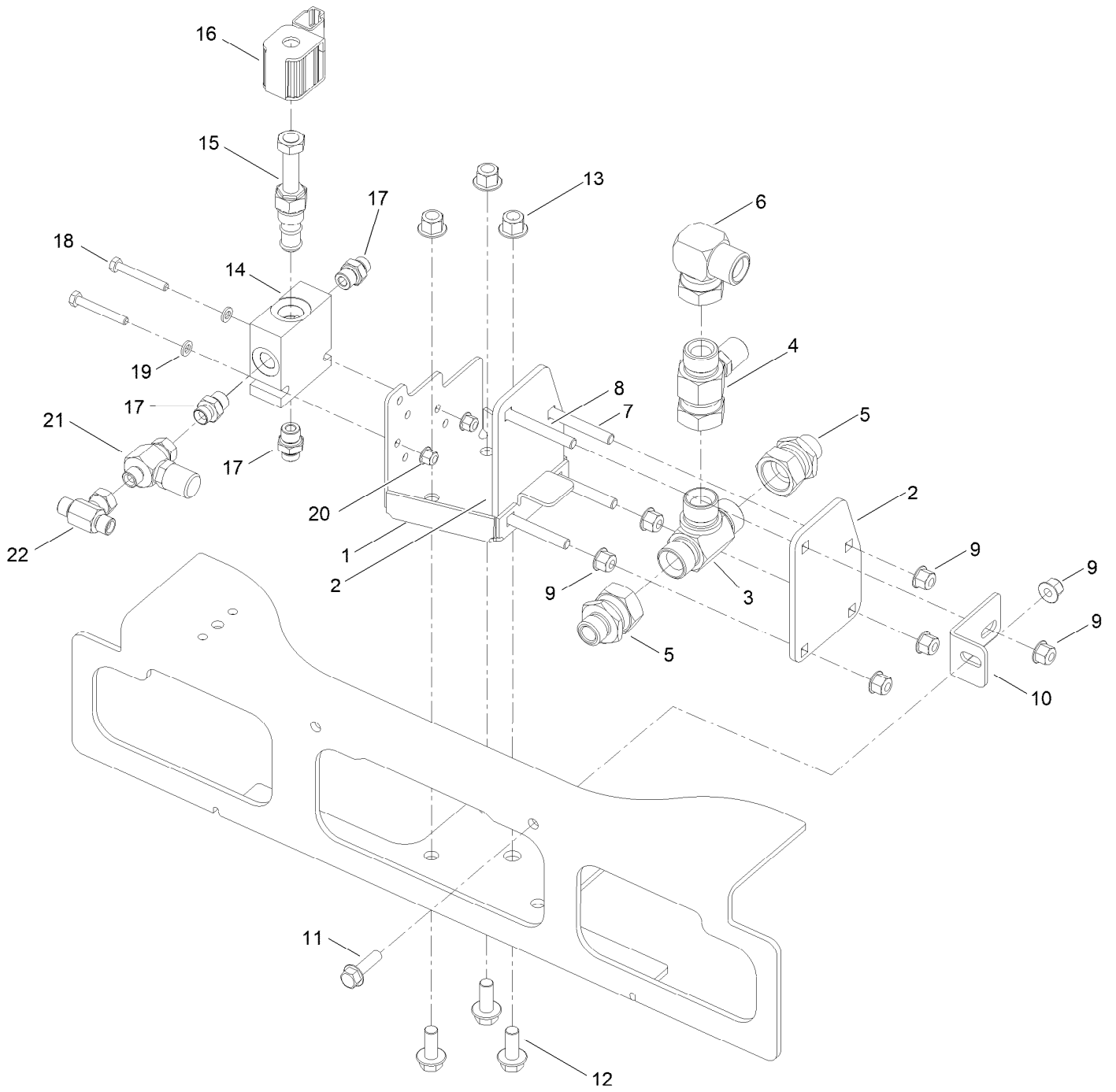


# Hydraulic Manifold Assembly No. 134-3295 (continued)

<i>Ref.</i>	<i>Part Number</i>	<i>Qty.</i>	<i>Description</i>	<i>Ref.</i>	<i>Part Number</i>	<i>Qty.</i>	<i>Description</i>
1	134-1824	2	Plug-1/4" BSP, Hydraforce	4	106-1025	3	Plug-HYD
2	111-8422	1	Plug-Cavity	5	110-8881	2	Valve-Check
2:1	107-7813	1	Seal Kit	5:1	105-9159	1	Seal Kit ●
3	110-8883	1	Plug-Orifice (0.040)				

● Not illustrated

# Transmission Manifold Assembly

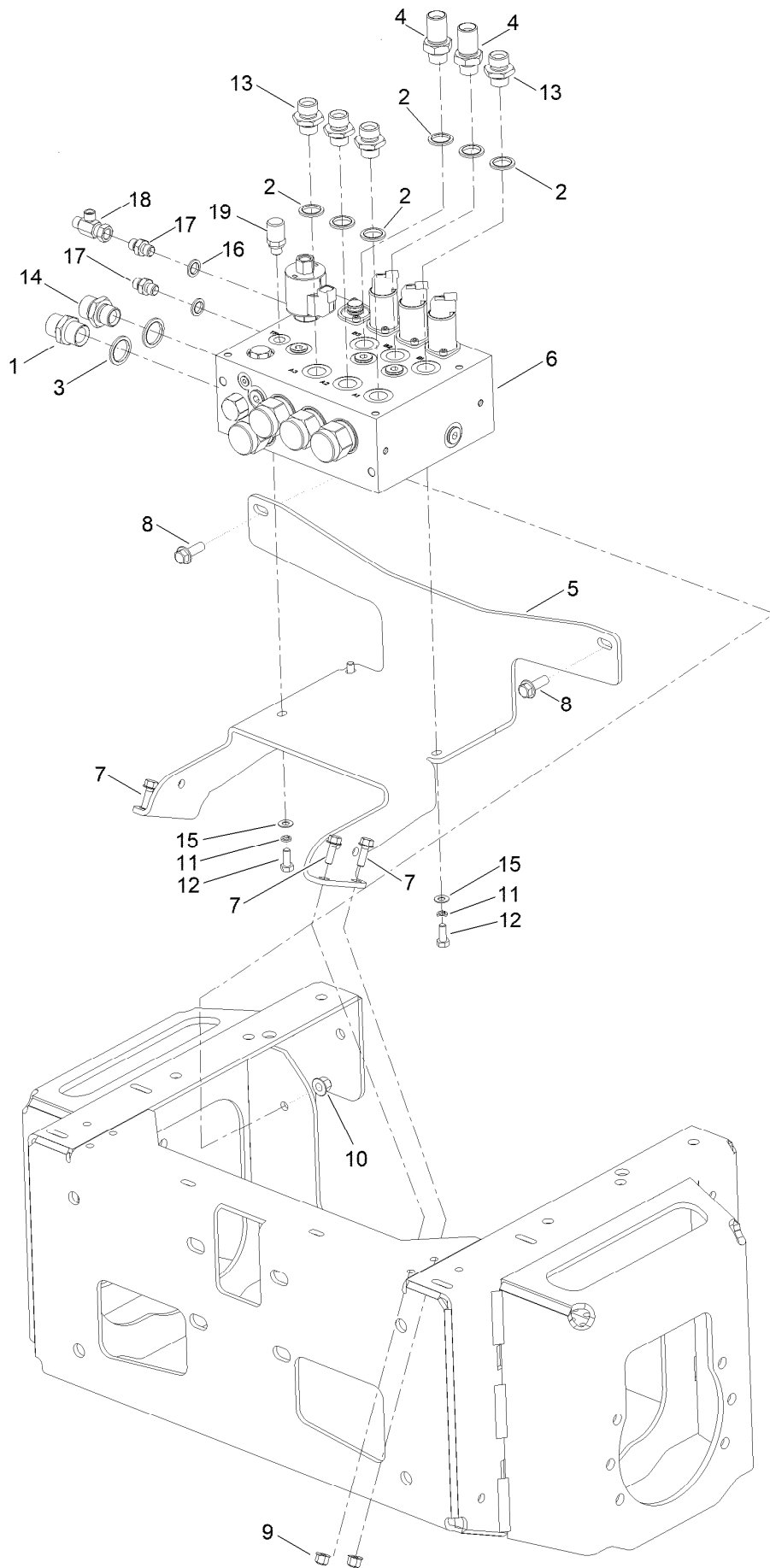


## Transmission Manifold Assembly (continued)

<i>Ref.</i>	<i>Part Number</i>	<i>Qty.</i>	<i>Description</i>	<i>Ref.</i>	<i>Part Number</i>	<i>Qty.</i>	<i>Description</i>
1	134-7529-03	1	Bracket-Valve	12	134-3751	3	Screw-HHF
2	134-7528-03	2	Plate-Clamp	13	134-3763	3	Nut-Flange, NI
3	134-7845	1	Fitting-Tee	14	131-8638	1	Block-Manifold
4	134-7846	1	Fitting	15	111-3533	1	Valve-Solenoid
5	65-06-376	2	Adaptor 1/2"* 3/4" M/Sf BSP	15:1	134-0258	1	Seal Kit ●
6	111-4443	1	Elbow-BSP	16	134-3487	1	Solenoid-12V,
7	09549	3	Bolt	17	70-06-054	3	Adaptor
8	ZBK1H065U	1	Bolt Carriage M8*65 Grade 4.6	18	09568	2	Bolt-HH
9	134-3762	7	Nut-Flange, NI	19	09472	2	Washer-Plain
10	134-7876-03	1	Bracket-Angle	20	134-3761	2	Nut-Flange, NI
11	134-3748	1	Screw-HHF	21	134-7847	1	Fitting
				22	60-06-011	1	Tee-BSP

● Not illustrated

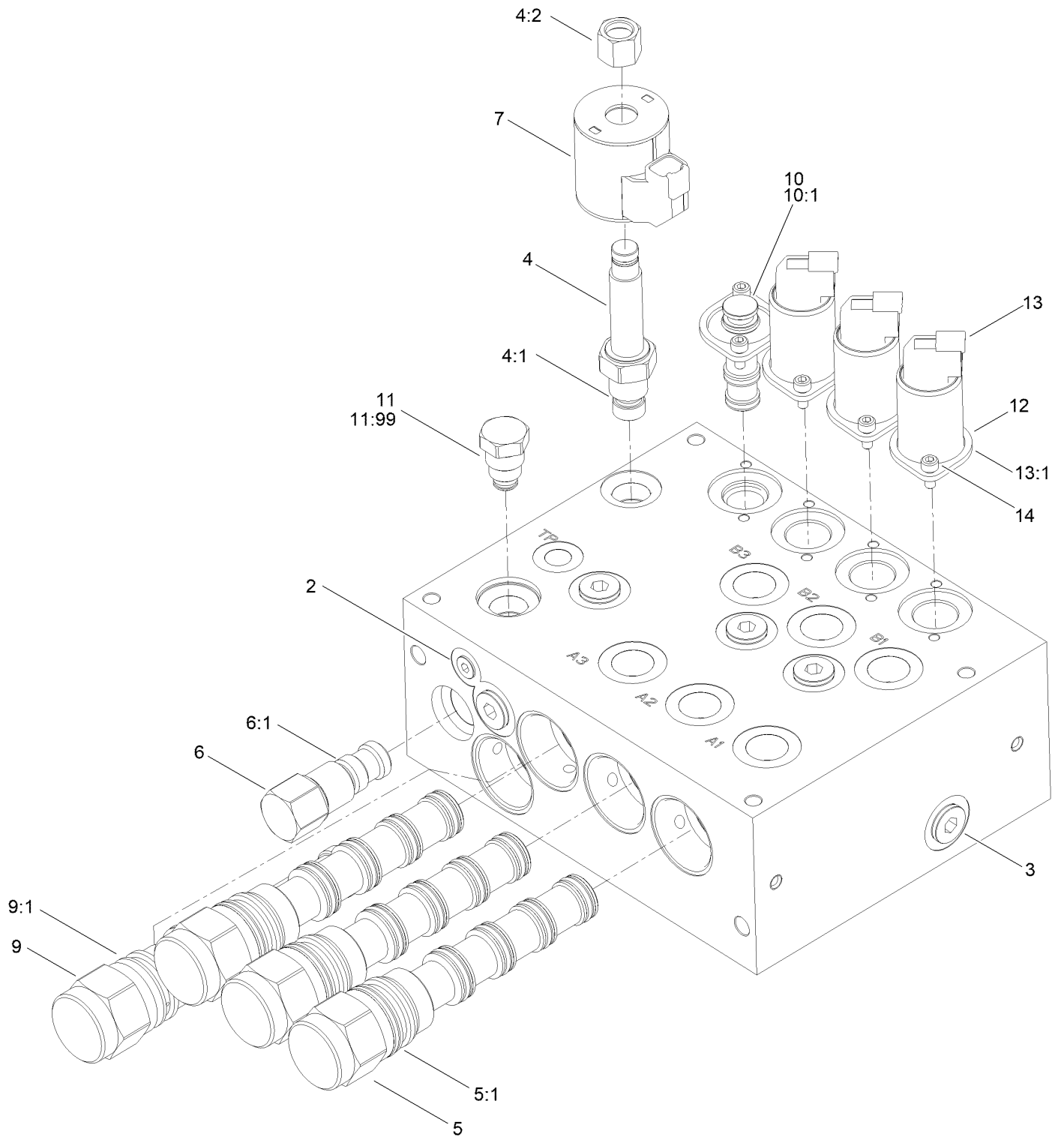
# Cutter Manifold Assembly



## Cutter Manifold Assembly (continued)

<i>Ref.</i>	<i>Part Number</i>	<i>Qty.</i>	<i>Description</i>	<i>Ref.</i>	<i>Part Number</i>	<i>Qty.</i>	<i>Description</i>
1	10-06-044	1	Adaptor-BSP	11	03469	3	Washer-Spring
2	10-06-032	6	Seal-Dowty	12	09368	3	Screw-HH
3	10-06-033	2	Seal-Dowty	13	950726	4	Adaptor-BSP
4	111-9517	2	Fitting-Straight	14	994626	1	Adaptor-BSPP
5	134-2949-03	1	Bracket-Cutter Manifold	15	ZWP1H000U	3	Washer-Plain
6	134-4823	1	Manifold-Control, Cutters	16	10-06-030	2	Seal-Dowty
7	134-3747	4	Screw-HHF	17	10-06-085	2	Adaptor
8	134-3752	2	Screw-HHF	18	10-06-083	1	Fitting-Tee
9	134-3762	4	Nut-Flange, NI	19	910615	1	Point-BSPP
10	134-3763	2	Nut-Flange, NI				

# Manifold Control Assembly No. 134-4823



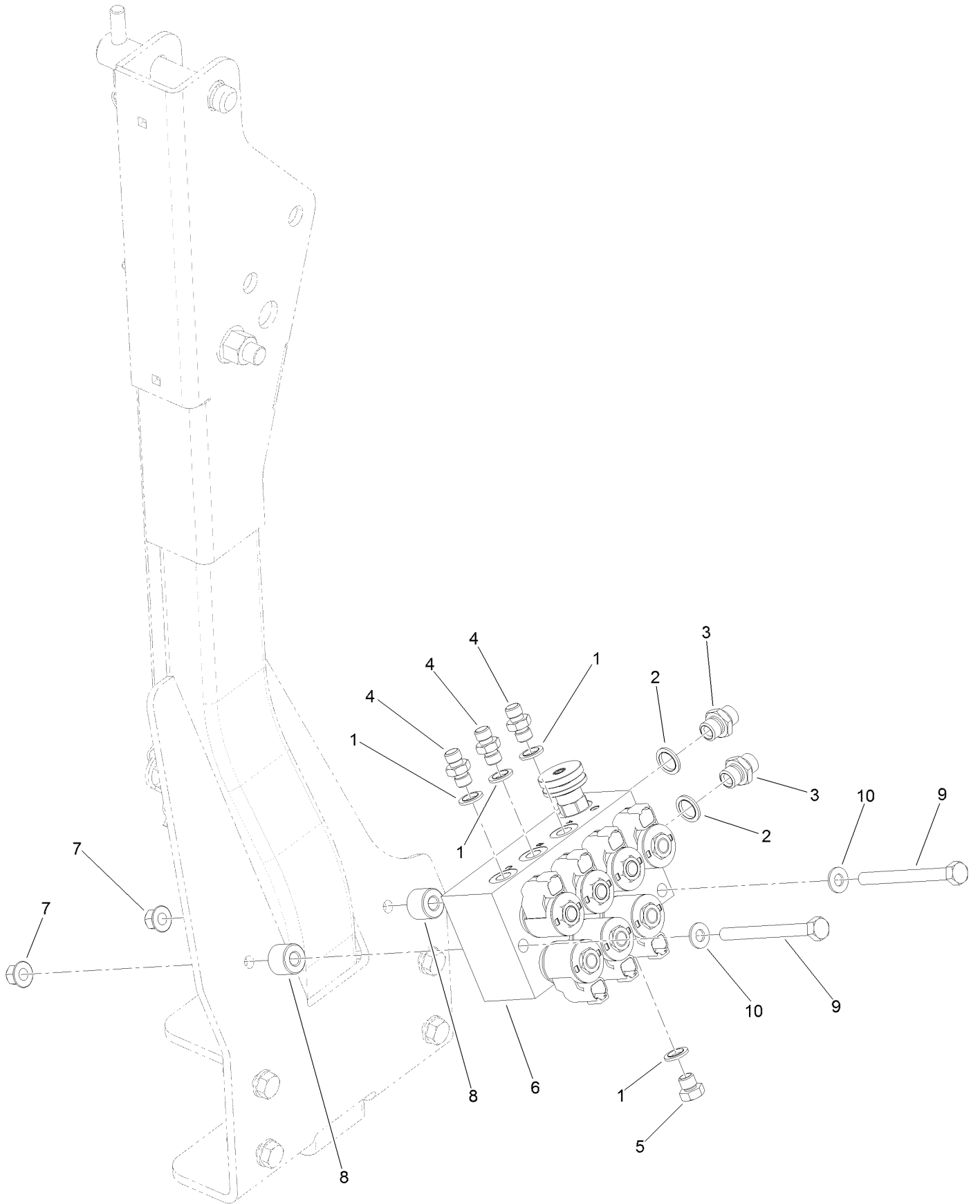


# Manifold Control Assembly No. 134-4823 (continued)

<i>Ref.</i>	<i>Part Number</i>	<i>Qty.</i>	<i>Description</i>	<i>Ref.</i>	<i>Part Number</i>	<i>Qty.</i>	<i>Description</i>
2	106-1025	2	Plug-HYD	9	134-1787	1	Plug-Cavity, M
3	106-1027	13	Plug	9:1	111-6830	1	Seal Kit
4	111-6825	1	Pressure-Proportional, Relief Valve	10	134-1788	1	Plug-Cavity
4:1	111-6826	1	Seal Kit ●	10:1	134-1785	1	Seal Kit (134-1788)
4:2	130-8180	1	Nut-Coil (9/16-24 Unef-2B)	11	134-4894	1	Plug-Cavity
5	111-6829	3	Valve-Spool, Piloted	11:99	107-7527	1	Seal Kit
5:1	111-6830	1	Seal Kit ●	12	138-3825	4	Plate-Mounting, Standard
6	111-6832	1	Logic Element-Vented	13	138-3828	3	Valve-Solenoid, 3 Way 2 Position
6:1	111-6827	1	Seal Kit ●	13:1	138-3831	1	Seal Kit
7	119-4619	1	Coil-Solenoid	14	138-3827	8	Screw

● Not illustrated

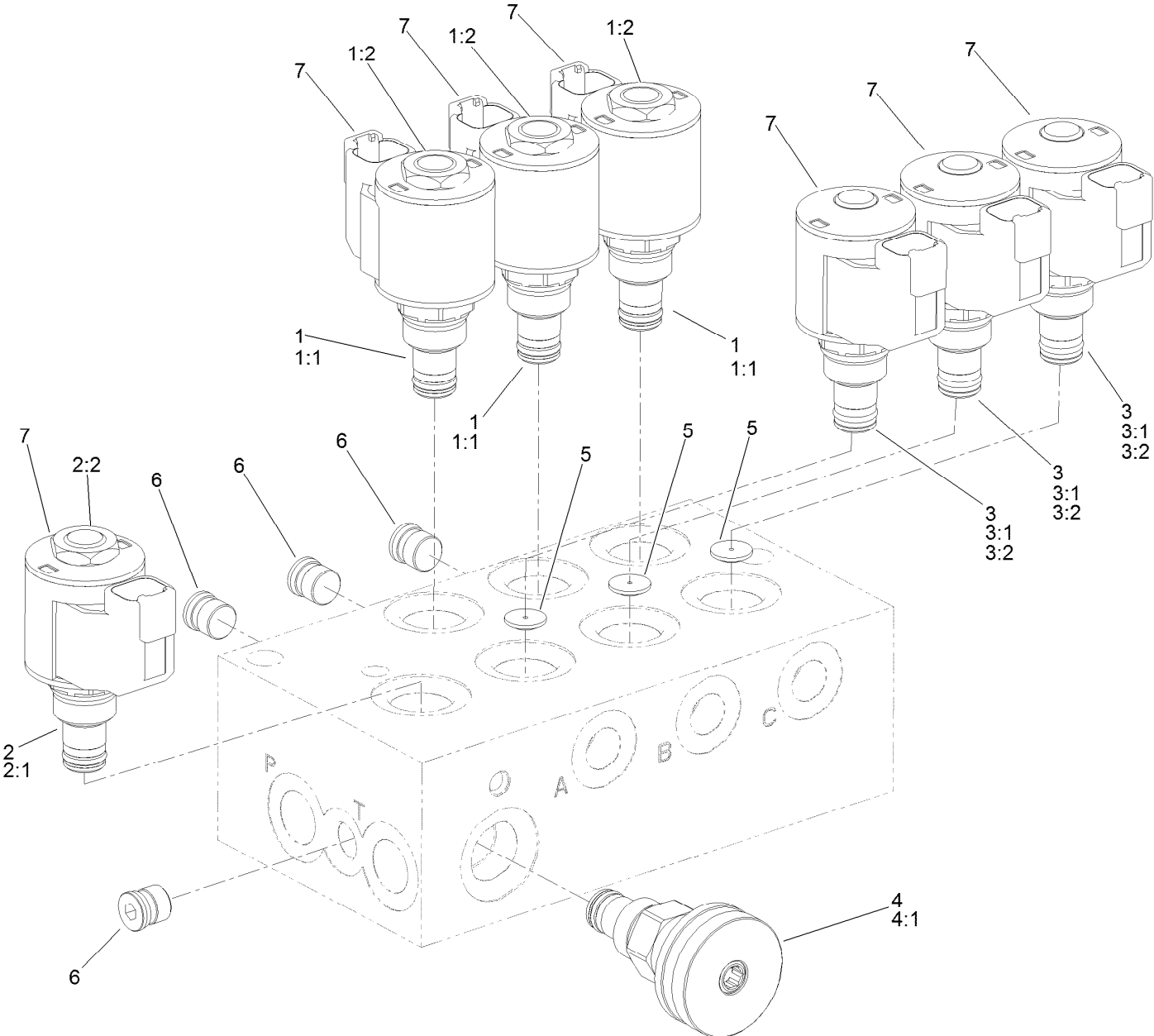
# Lift Manifold Assembly



## Lift Manifold Assembly (continued)

<i>Ref.</i>	<i>Part Number</i>	<i>Qty.</i>	<i>Description</i>	<i>Ref.</i>	<i>Part Number</i>	<i>Qty.</i>	<i>Description</i>
1	10-06-030	4	Seal-Dowty	6	111-8419	1	Manifold-Control, Lift
2	10-06-031	2	Seal-Dowty	7	134-3763	2	Nut-Flange, NI
3	10-06-042	2	Adaptor-BSPP	8	134-3919	2	Spacer
4	10-06-085	3	Adaptor	9	09405	2	Bolt
5	30-06-200	1	Plug-HYD	10	ZWQ1J000U	2	Washer-Plain

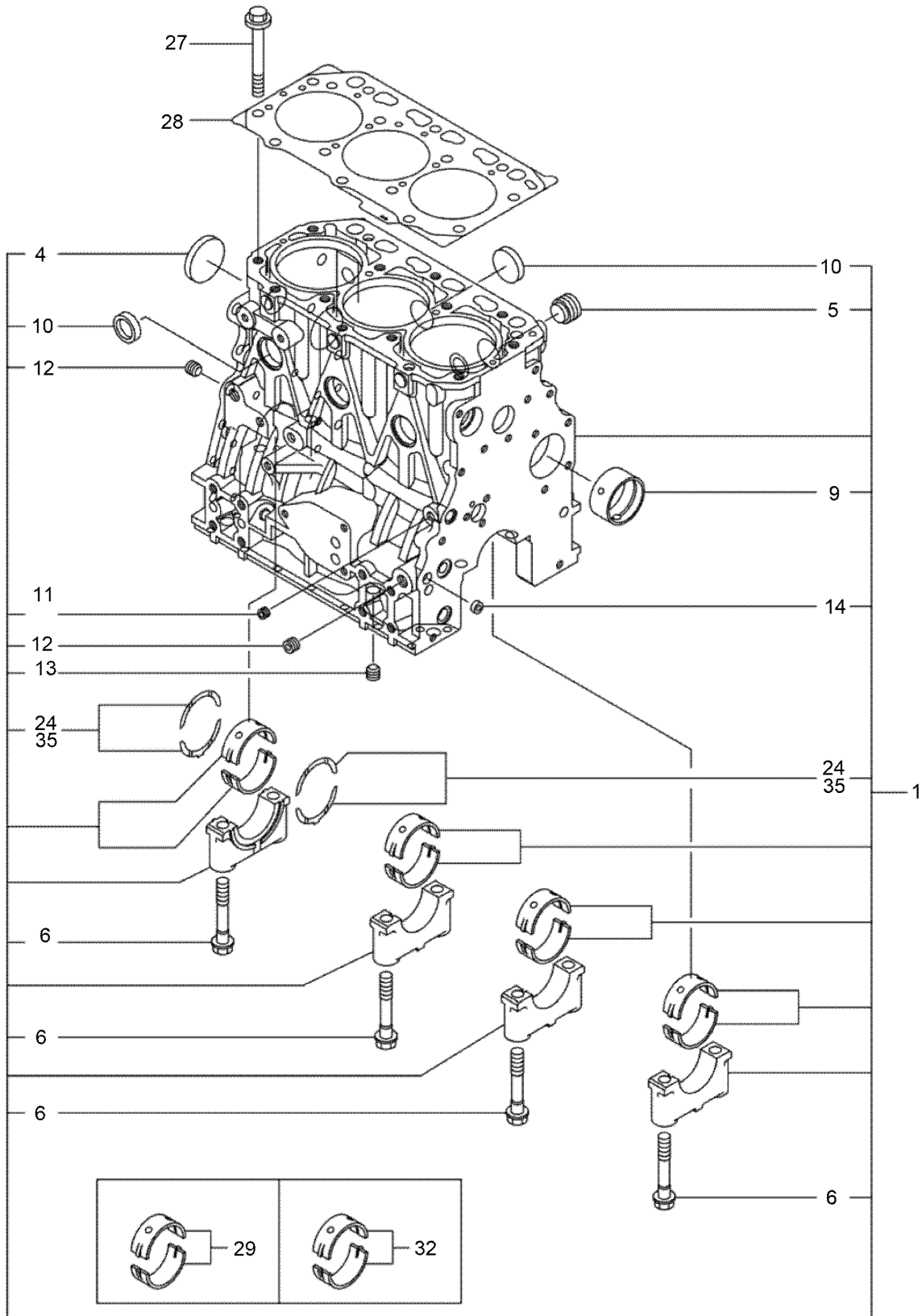
# Lift Control Manifold Assembly No. 111-8419



# Lift Control Manifold Assembly No. 111-8419 (continued)

<i>Ref.</i>	<i>Part Number</i>	<i>Qty.</i>	<i>Description</i>	<i>Ref.</i>	<i>Part Number</i>	<i>Qty.</i>	<i>Description</i>
1	111-9623	3	Valve-Solenoid	3:1	105-9156	1	Seal Kit
1:1	107-7527	1	Seal Kit	3:2	110-2634	1	Nut-Coil
1:2	110-2634	1	Nut-Coil	4	111-5513	1	Valve-Needle, Weight
2	111-9624	1	Valve-Solenoid	4:1	107-7527	1	Seal Kit
2:1	105-9156	1	Seal Kit	5	111-9625	3	Orifice-Flow, Control
2:2	107-7812	1	Nut-Solenoid	6	106-1025	4	Plug-HYD
3	112-9206	3	Solenoid Valve ASM	7	112-0197	7	E Coil-12V DC

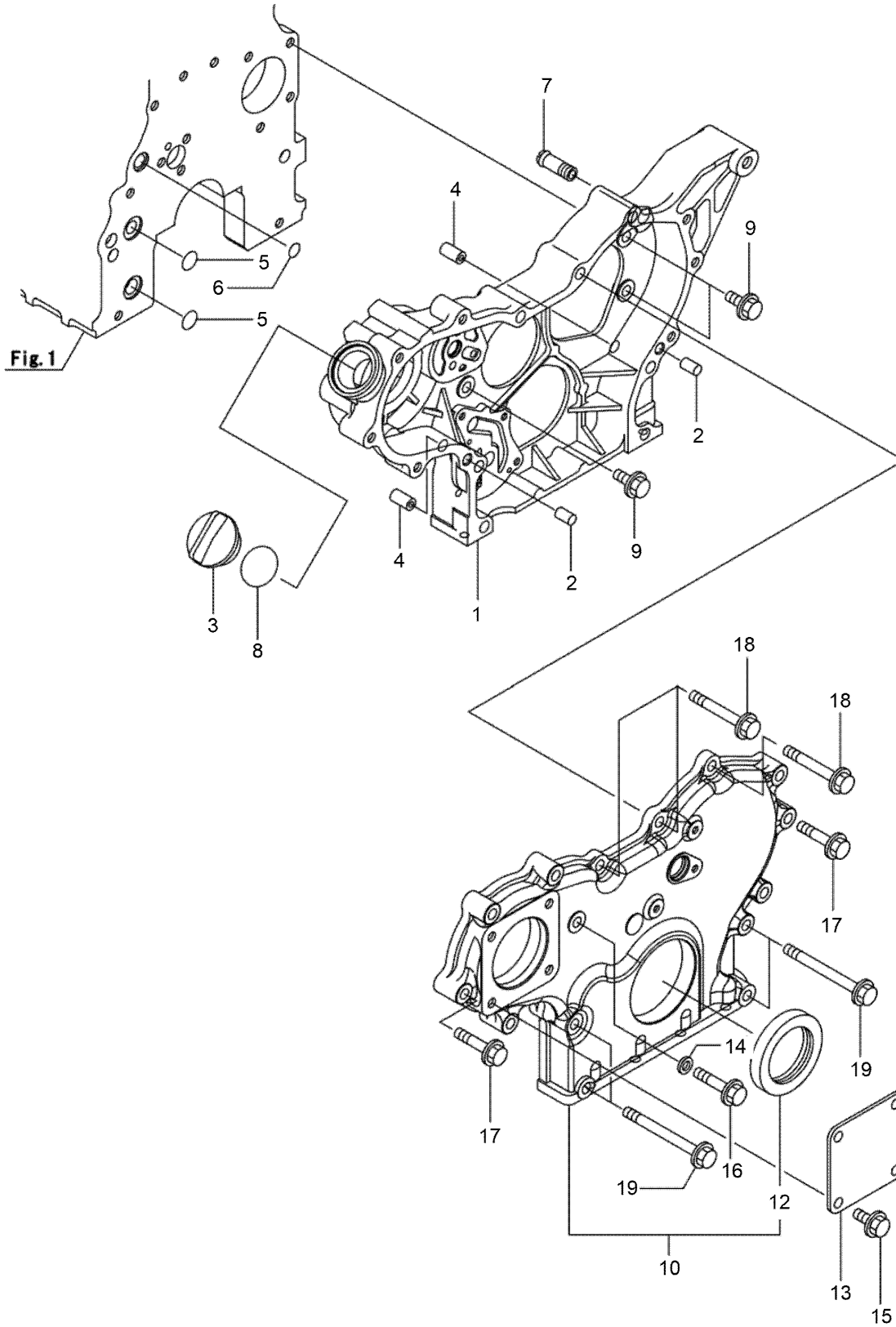
# Cylinder Block Assembly



## Cylinder Block Assembly (continued)

<i>Ref.</i>	<i>Part Number</i>	<i>Qty.</i>	<i>Description</i>	<i>Ref.</i>	<i>Part Number</i>	<i>Qty.</i>	<i>Description</i>
1	127-3750	1	Cylinder Block ASM	13	125-6973	1	Plug
4	125-6980	1	Plug	14	125-7237	1	Plug
5	125-7170	1	Plug	24	125-7010	2	Metal-Thrust
6	125-7007	8	Bolt	27	125-7006	14	Bolt
9	125-7108	1	Bushing	28	127-3855	1	Gasket Assy, Head
10	140-7182	6	Plug 30	29	125-6981	4	Metal-Main
11	125-6969	1	Plug	32	125-7009	4	Metal-Main (0.25)
12	125-6973	2	Plug	35	125-7011	1	Metal-Thrust (0.25)

# Gear Housing Assembly

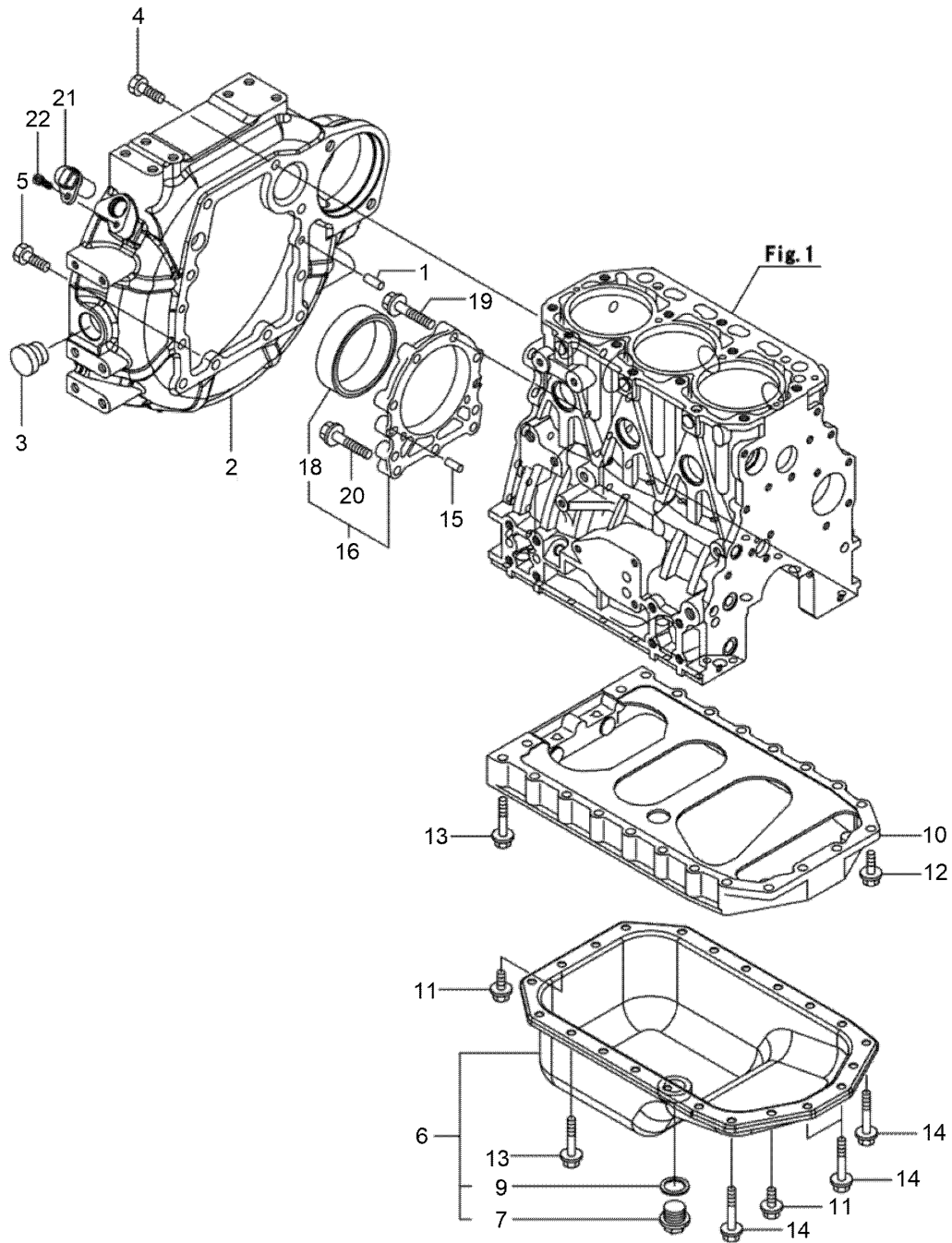




## Gear Housing Assembly (continued)

<i>Ref.</i>	<i>Part Number</i>	<i>Qty.</i>	<i>Description</i>	<i>Ref.</i>	<i>Part Number</i>	<i>Qty.</i>	<i>Description</i>
1	127-3752	1	Case-Gear	10	127-3024	1	Gearcase Cover ASM
2	125-6995	2	Pin	12	125-6944	1	Seal-Oil
3	125-6972	1	Cover-Filler	13	125-6977	1	Cover
4	125-7107	2	Pipe	14	125-7174	1	Washer-Seal
5	125-6909	2	O-Ring	15	125-7214	4	Bolt
6	127-2973	1	O-Ring	16	125-7217	1	Bolt
7	127-3753	1	Joint	17	125-7218	7	Bolt
8	125-7197	1	O-Ring	18	125-7222	3	Bolt
9	125-7214	3	Bolt	19	125-7224	4	Bolt

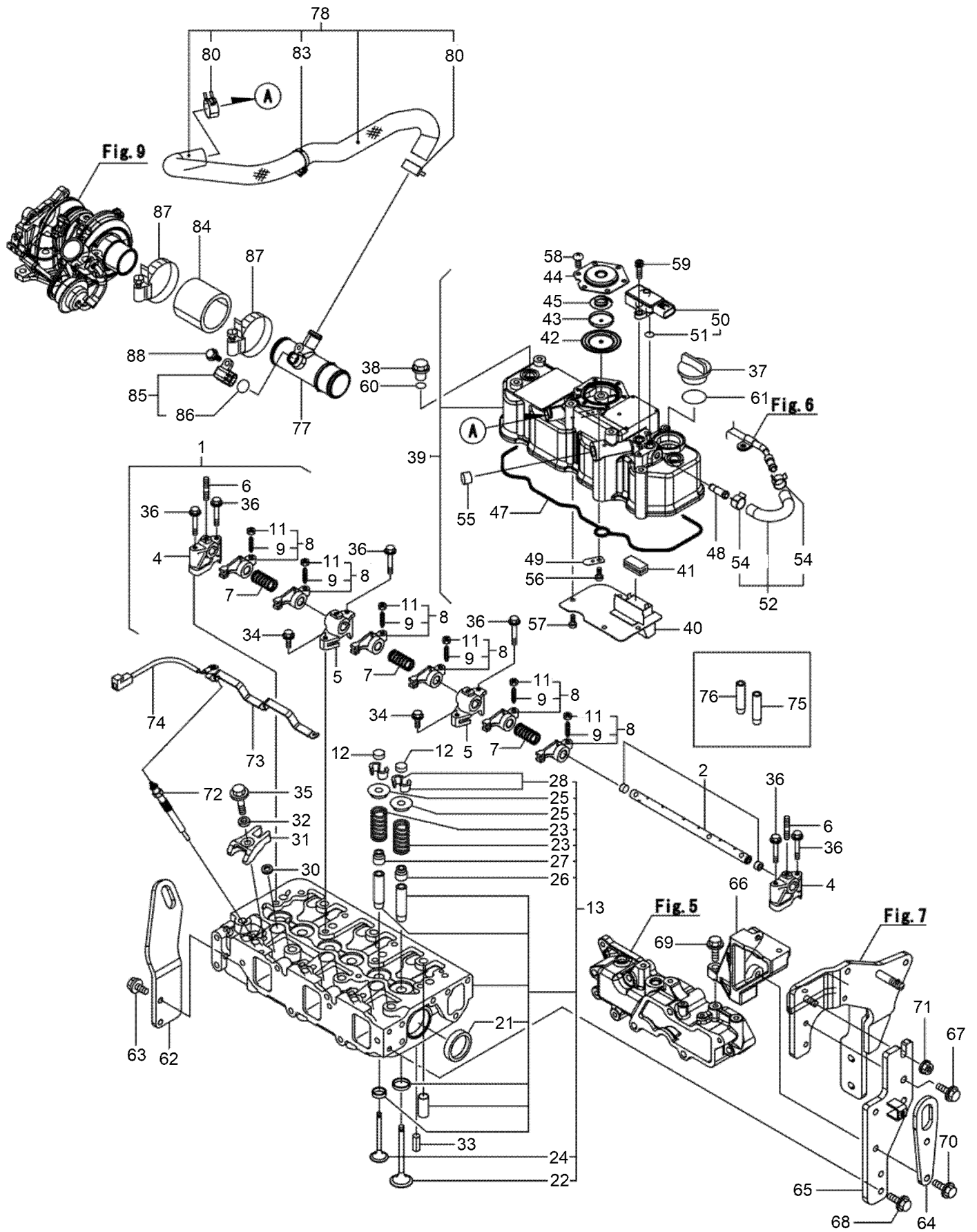
# Flywheel Housing and Oil Sump Assembly



## Flywheel Housing and Oil Sump Assembly (continued)

<i>Ref.</i>	<i>Part Number</i>	<i>Qty.</i>	<i>Description</i>	<i>Ref.</i>	<i>Part Number</i>	<i>Qty.</i>	<i>Description</i>
1	125-6995	2	Pin	12	125-7215	2	Bolt
2	127-3025	1	Housing-Flywheel	13	125-7219	16	Bolt
3	125-6910	1	Cap	14	125-7220	4	Bolt
4	125-7226	6	Bolt	15	125-6995	2	Pin
5	125-7227	4	Bolt	16	140-7173	1	Oil Seal Case ASM
6	127-4711	1	Oil Pan ASM	18	140-7174	1	Seal-Oil
7	125-6912	1	Plug-Drain	19	125-7045	6	Bolt
9	125-7177	1	Washer-Seal	20	125-7217	3	Bolt
10	131-3863	1	Spacer, Oil Pan	21	127-3062	1	Sensor-Rev, Flywheel
11	125-7214	4	Bolt	22	127-3184	1	Bolt

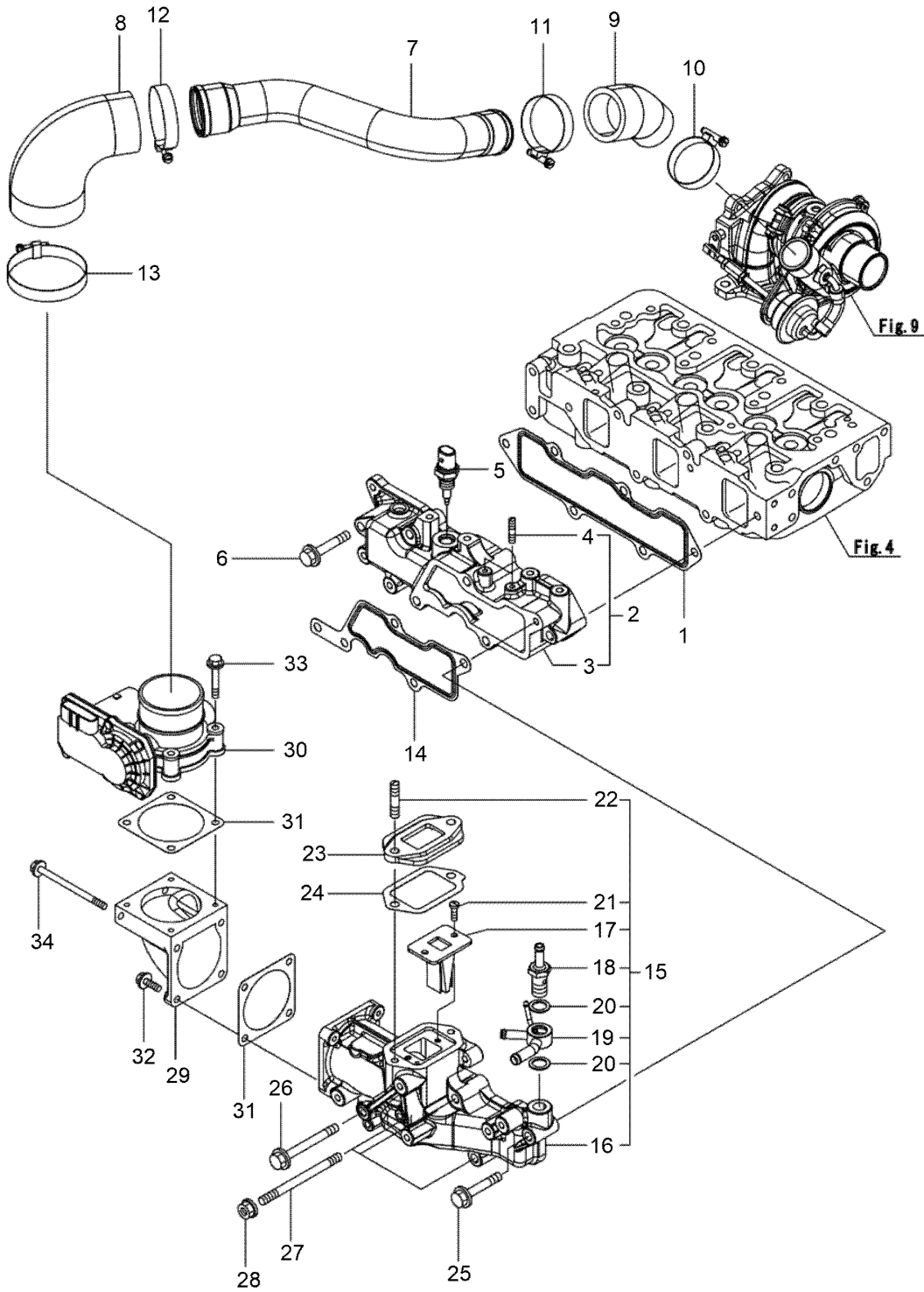
# Cylinder Head and Bonnet Assembly



## Cylinder Head and Bonnet Assembly (continued)

<i>Ref.</i>	<i>Part Number</i>	<i>Qty.</i>	<i>Description</i>	<i>Ref.</i>	<i>Part Number</i>	<i>Qty.</i>	<i>Description</i>
1	127-3757	1	Shaft ASM	48	127-3026	1	Joint
2	127-3758	1	Shaft	49	125-6994	1	Spring
4	127-2974	2	Support	50	127-3029	1	Sensor-Pressure
5	127-2975	2	Support	51	127-3032	2	O Ring-Sensor, Pressure
6	135-4012	3	Bolt,Stud	52	127-3040	1	Hose ASM
7	127-2995	3	Spring	54	127-3041	2	Clip-Hose
8	127-2989	6	Arm-Rocker	55	125-6913	1	Plug
9	125-7013	6	Screw-Adjust, Valve	56	125-7186	1	Screw
11	125-7014	6	Nut	57	125-7186	4	Screw
12	127-2996	6	Cap-Valve	58	125-7186	6	Screw
13	127-3760	1	Cylinder Head ASM	59	127-3184	2	Bolt
21	125-7240	2	Plug	60	138-7829	3	O-Ring
22	127-2990	3	Valve	61	125-7197	1	O-Ring
23	127-3012	6	Spring	62	127-4718	1	Lifter-Engine
24	127-2994	3	Valve	63	125-7595	2	Bolt
25	127-3013	6	Retainer-Spring	64	127-3091	1	Lifter-Engine
26	127-2986	3	Seal-Stem, Valve	65	127-3095	1	Stay-D P F
27	127-3027	3	Seal-Stem, Valve	66	127-3105	1	Stay-Bracket, Filter
28	127-3186	6	Pin-Cotter	67	125-7595	2	Bolt
30	127-3021	3	Gasket-Injector	68	125-7595	2	Bolt
31	127-3028	3	Retainer-Injector	69	125-7215	1	Bolt
32	127-2980	3	Washer-Injector	70	125-7216	2	Bolt
33	125-7184	2	Pin-Spring	71	125-7229	1	Nut
34	125-7215	2	Bolt	72	127-2991	3	Plug-Glow
35	125-7217	3	Bolt	73	127-3768	1	Connector-Plug, Glow
36	125-7220	6	Bolt	74	131-2704	1	Harness-Wire
37	125-6972	1	Cover-Filler	75	127-2979	3	Guide
38	125-6974	3	Knob	76	127-2997	3	Guide-Valve
39	139-6019	1	Cylinder Head ASM	77	131-3864	1	Joint, Breather
40	127-2988	1	Plate	78	131-3865	1	Hose Assy, Breather
41	125-7012	1	Baffle	80	125-7040	2	Clip-Hose
42	125-6959	1	Diaphragm	83	127-3087	1	Band-Clip
43	125-6960	1	Plate	84	127-3766	1	Hose, Air
44	125-6961	1	Plate-Breather	85	127-3030	1	Sensor-Temp, Air
45	125-6962	1	Spring-Diaphragm	86	127-3033	1	O-Ring
47	127-3762	1	Gasket-Cover, Cylinder Head	87	127-3170	2	Clamp-Hose
				88	125-7208	1	Bolt

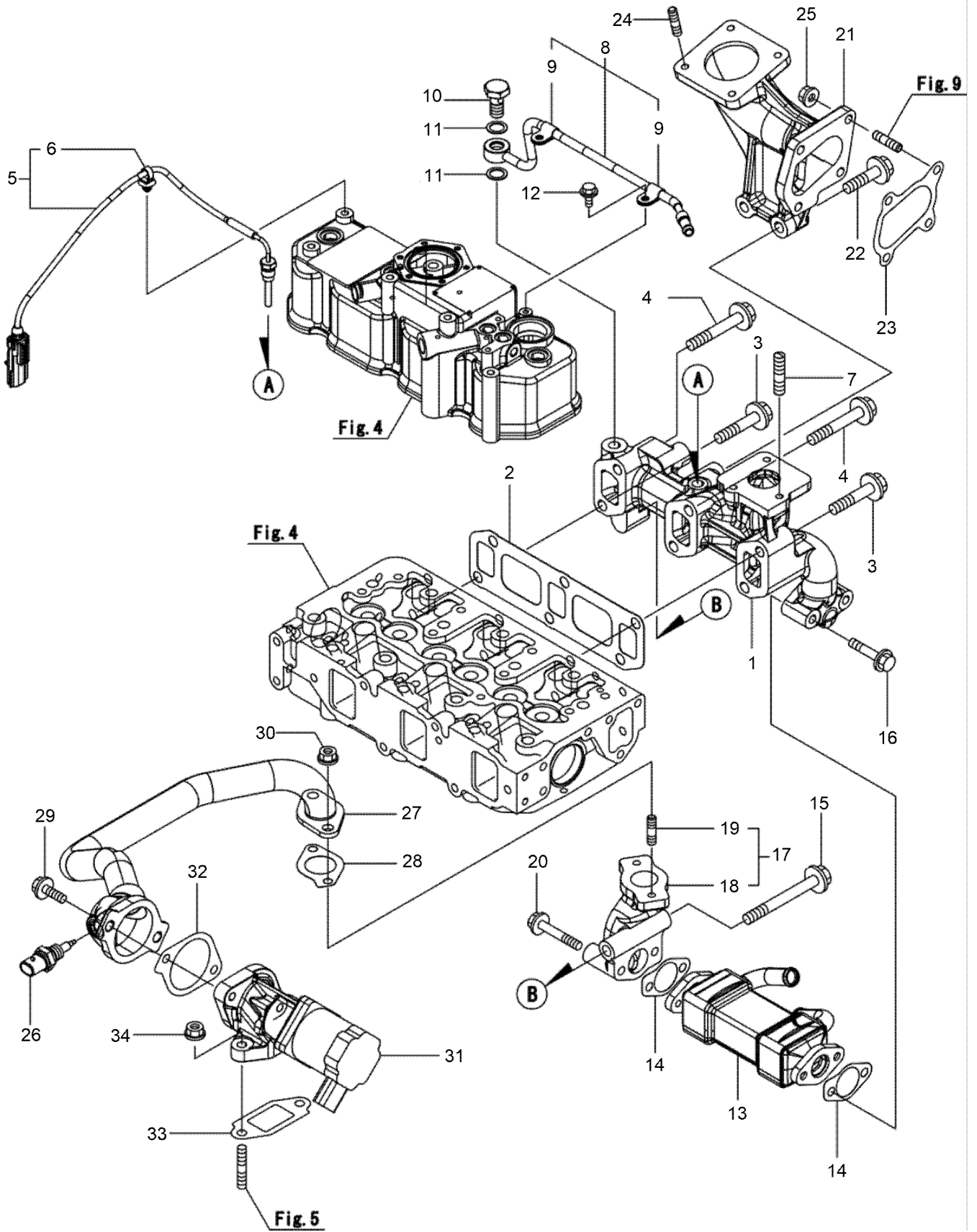
# Suction Manifold Assembly



## Suction Manifold Assembly (continued)

<i>Ref.</i>	<i>Part Number</i>	<i>Qty.</i>	<i>Description</i>	<i>Ref.</i>	<i>Part Number</i>	<i>Qty.</i>	<i>Description</i>
1	127-3769	1	Gasket-Manifold, Intake	18	127-3080	1	Joint-Hose
2	127-3770	1	Intake Manifold ASM	19	127-3081	1	Joint-Hose
3	127-3771	1	Manifold-Intake, Air	20	127-3166	2	Washer-Seal
4	127-3180	2	Stud	21	127-3168	2	Screw
5	137-5167	1	Sensor-Temperature, Air	22	138-7831	2	Stud, M8X 35
6	125-7220	3	Bolt	23	127-3045	1	Spacer-Valve, E G R
7	127-3772	1	Duct Suction	24	127-3046	1	Gasket-E G R
8	127-3096	1	Joint-Rubber	25	125-7220	1	Bolt
9	127-3773	1	Joint, Rubber	26	127-3178	1	Bolt
10	125-7189	1	Clamp-Hose	27	127-3182	3	Stud
11	127-3170	1	Clamp-Hose	28	125-7229	3	Nut
12	125-7190	1	Clamp-Hose	29	127-3035	1	Bend-Inlet
13	127-3171	1	Clamp-Hose	30	127-3036	1	Body-Throttle
14	127-3034	1	Gasket-Collector	31	127-3037	2	Gasket-Throttle
15	127-3093	1	Intake Collector ASM	32	125-7209	2	Bolt
16	127-3092	1	Collector-Intake	33	125-7211	4	Bolt
17	127-3139	1	Valve-Reed	34	127-3177	2	Bolt

# Exhaust Manifold





## Exhaust Manifold (continued)

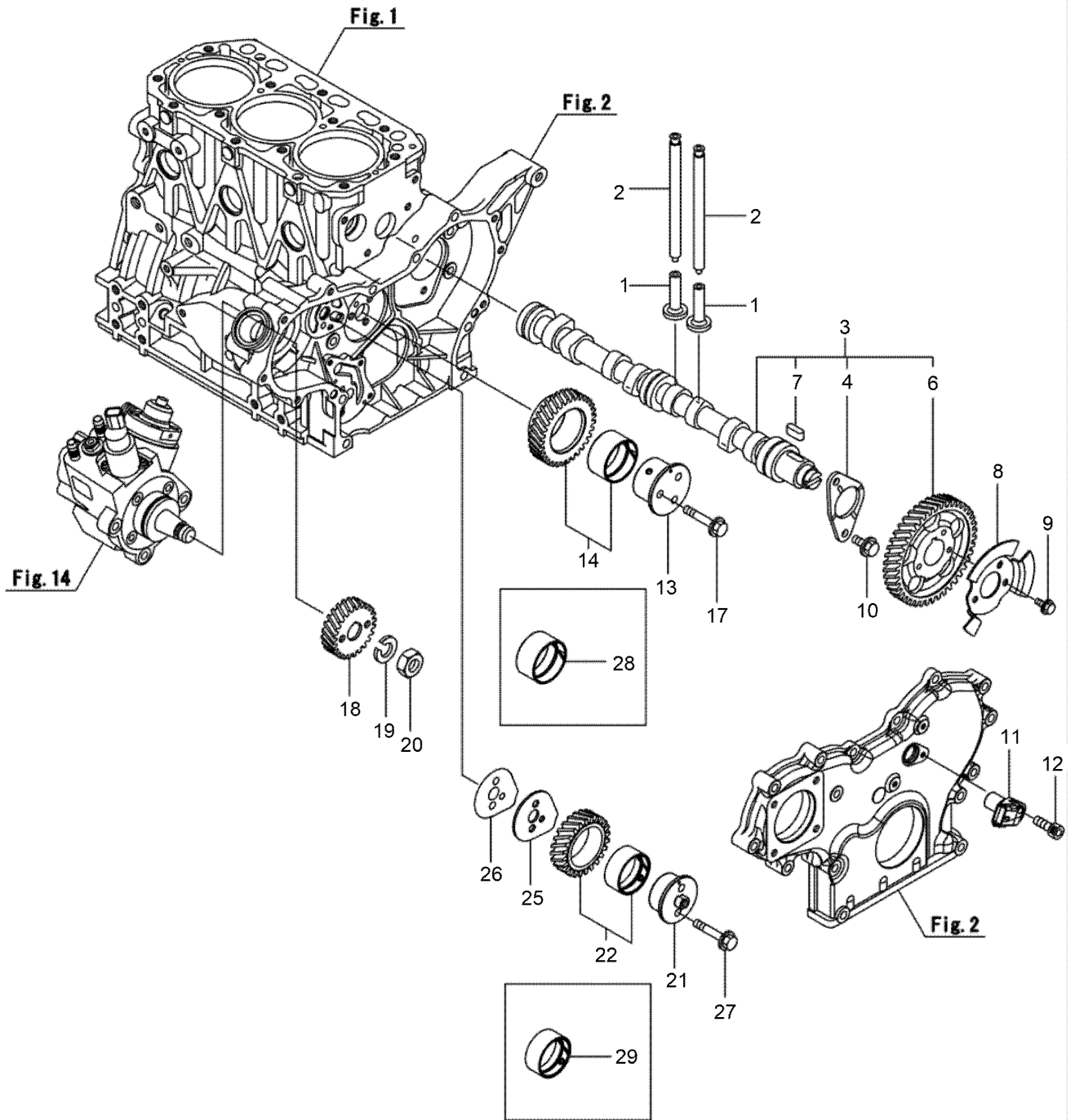
<i>Ref.</i>	<i>Part Number</i>	<i>Qty.</i>	<i>Description</i>	<i>Ref.</i>	<i>Part Number</i>	<i>Qty.</i>	<i>Description</i>
1	127-3774	1	Manifold-Exhaust	18	127-3049	1	Pipe-Out, E G R
2	127-3858	1	Gasket, Exh Manifold	19	125-7043	2	Stud
3	135-4013	2	Bolt	20	125-7220	2	Bolt
4	131-3866	4	Bolt, M10X65 10.9T	21	131-3867	1	Pipe, Exhaust
5	127-3777	1	Sensor-Temp, Exhaust	22	133-6792	2	Bolt
6	127-3087	1	Band-Clip	23	127-3861	1	Gasket,Tc Out
7	125-7043	3	Stud	24	125-6906	4	Stud
8	127-3038	1	Exhaust Pipe ASM	25	125-7229	4	Nut
9	127-3173	2	Clamp	26	137-5168	1	Sensor-Gas Temp, E G R
10	127-3039	1	Bolt-Joint, Pipe	27	127-3780	1	E G R Pipe ASM
11	127-3174	2	Gasket	28	127-3016	1	Gasket
12	125-7206	2	Bolt	29	125-7215	2	Bolt
13	127-3042	1	Cooler-E G R	30	125-7229	2	Nut
14	127-3043	2	Gasket-Cooler, E G R	31	127-3781	1	Valve-E G R
15	135-4016	1	Bolt	32	127-3050	1	Gasket-Intake Valve, E G R
16	133-6715	2	Bolt	33	127-3051	1	Gasket-Out Valve, E G R
17	127-3048	1	E G R Pipe ASM	34	125-7229	2	Nut



## Diesel Particulate Filter Assembly (continued)

<i>Ref.</i>	<i>Part Number</i>	<i>Qty.</i>	<i>Description</i>	<i>Ref.</i>	<i>Part Number</i>	<i>Qty.</i>	<i>Description</i>
1	127-3019	1	Gasket	24	127-3039	2	Bolt-Joint, Pipe
2	127-4739	1	Stay-D P F	25	127-3056	4	Gasket-Sensor
3	131-3868	1	Stay, Dpf	26	127-4744	1	Sensor Pipe ASM
4	131-3869	1	Stay, Dpf	27	127-4745	1	Sensor Pipe ASM
6	131-2719	1	Sensor-Temp, Exhaust	29	131-3876	1	Hose, Pres Exh
7	127-4764	1	Sensor-Temp, Exhaust	30	127-3057	2	Clip-Hose
8	131-3870	1	Dpf Assy	32	127-3058	2	Clip-Hose
9	131-3871	1	Case, Doc	33	131-3877	1	Hose, Pres Exh
11	131-3872	1	Case, Soot Filter	34	127-3060	1	Sensor-Pressure
13	131-3873	1	Flange, Outlet	35	127-3088	2	Clip-Connector
14	127-3787	2	Gasket-D P F	36	131-3878	1	Stay, Dpf
15	127-3055	16	Bolt	39	125-7214	3	Bolt
16	127-3788	1	Lifter-D P F	40	125-7595	2	Bolt
17	127-3789	5	Stiffener-D P F, A	41	127-3179	2	Bolt
18	131-3874	1	Stiffener, Dpf B	42	131-3879	2	Bolt, M10X 40 Plated
19	131-3875	1	Stiffener, Dpf C	43	125-7229	4	Nut
20	127-3792	1	Stiffener-D P F, C	44	125-7229	2	Nut
21	138-7857	2	Bolt	45	125-7230	1	Nut
22	125-7229	16	Nut				

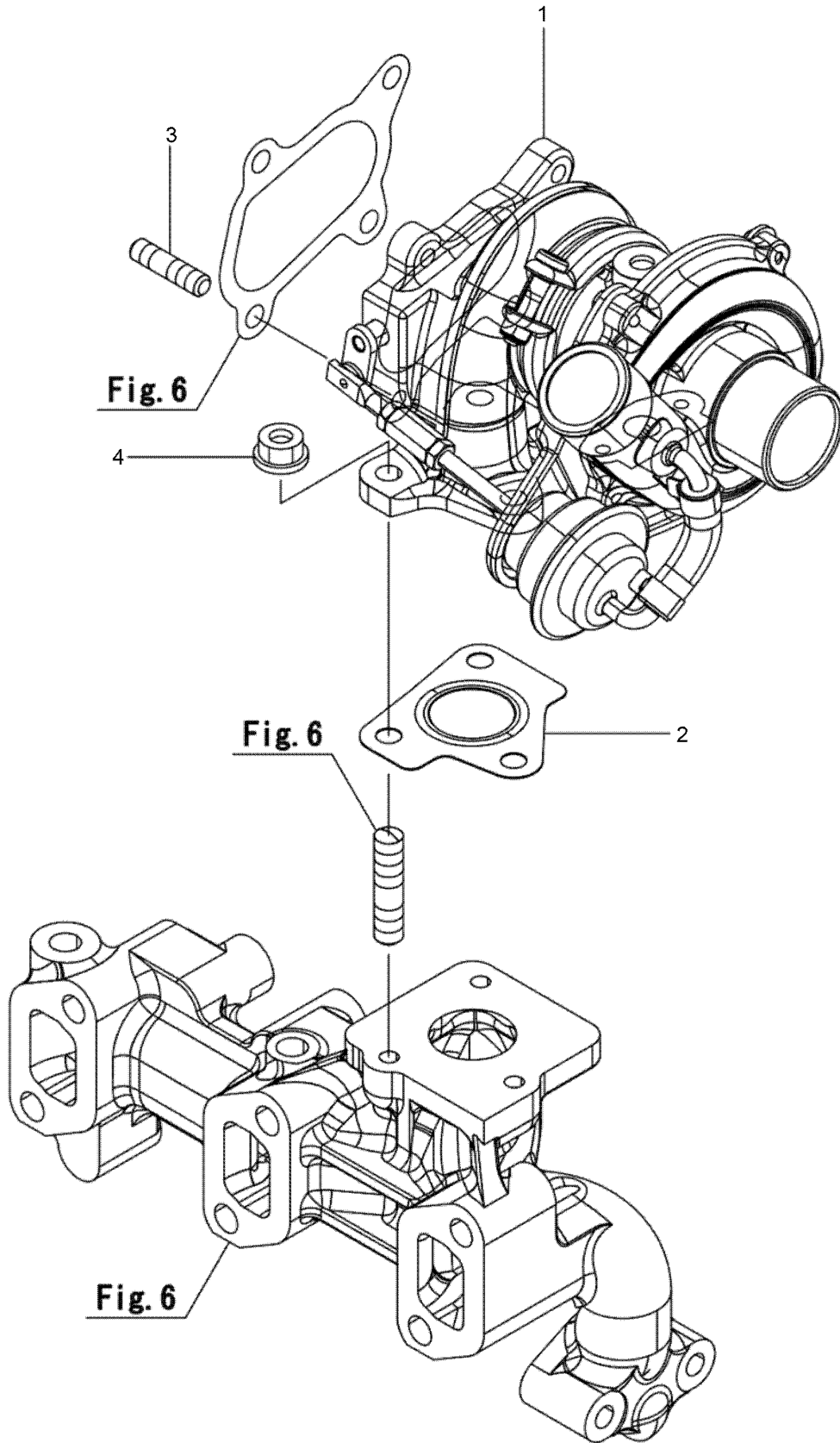
# Camshaft and Driving Gear Assembly



## Camshaft and Driving Gear Assembly (continued)

<i>Ref.</i>	<i>Part Number</i>	<i>Qty.</i>	<i>Description</i>	<i>Ref.</i>	<i>Part Number</i>	<i>Qty.</i>	<i>Description</i>
1	125-7016	6	Tappet	14	127-3066	1	Idle Gear A ASM
2	125-7017	6	Rod-Push	17	125-7219	3	Bolt
3	127-3797	1	Camshaft ASM	18	127-3070	1	Gear-Pump, Supply
4	125-7008	1	Metal-Thrust	19	127-3167	1	Washer-Spring
6	127-3052	1	Gear-Camshaft	20	127-3185	1	Nut-Lock
7	125-7185	1	Key	21	127-3064	1	Shaft-Idle, Gear B
8	131-3880	1	Pulser, Camshaft	22	127-3067	1	Idle Gear B ASM
9	125-7205	3	Bolt	25	127-3068	1	Plate-Idle, Shaft
10	138-7857	2	Bolt	26	127-3069	1	Gasket-Idle, Shaft B
11	127-3054	1	Sensor-Rev, Gear	27	125-7218	2	Bolt
12	127-3184	1	Bolt	28	125-6926	1	Bush
13	127-3063	1	Shaft-Idle, Gear A	29	127-3065	1	Bushing

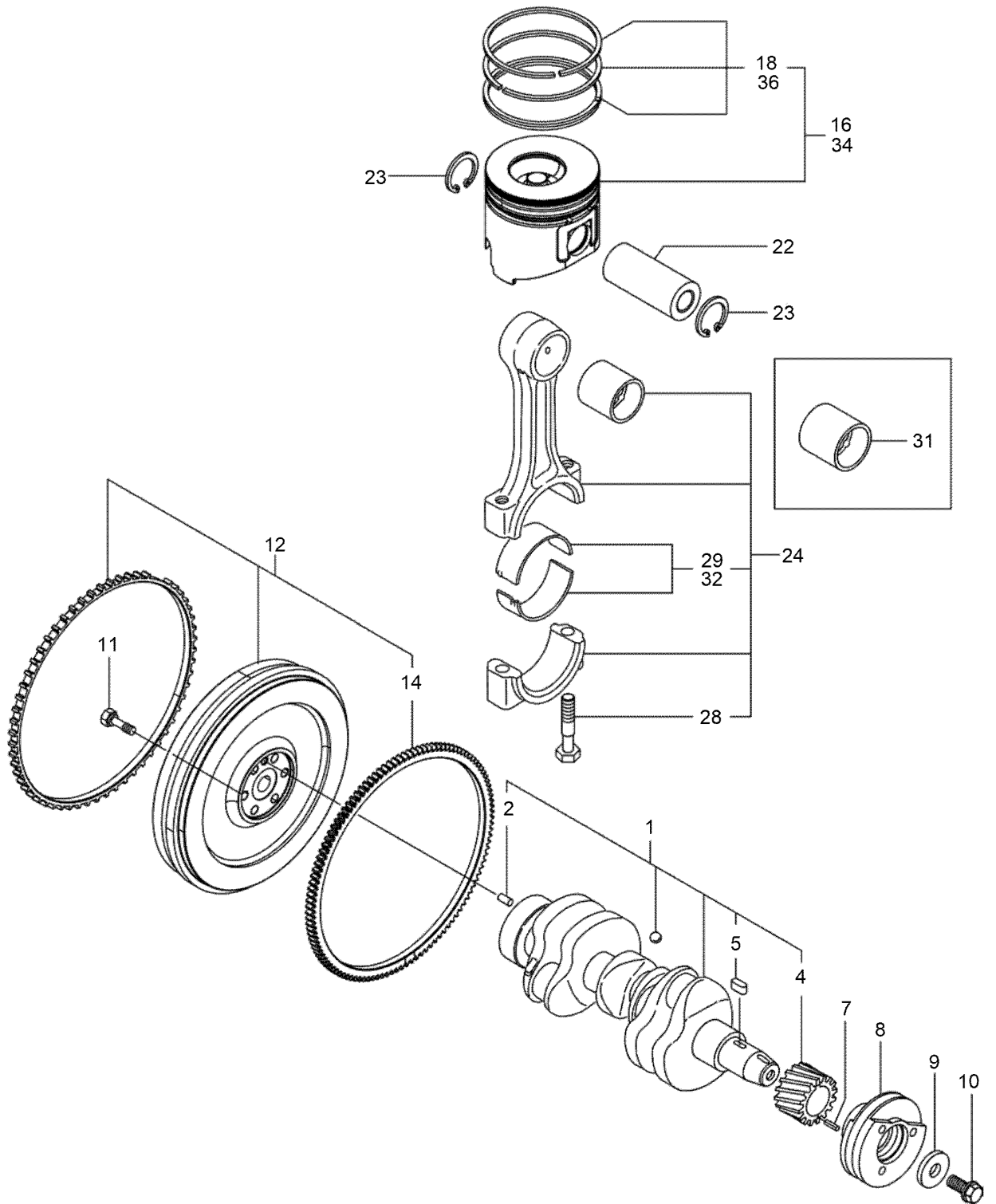
# Turbine Assembly



## Turbine Assembly (continued)

<i>Ref.</i>	<i>Part Number</i>	<i>Qty.</i>	<i>Description</i>	<i>Ref.</i>	<i>Part Number</i>	<i>Qty.</i>	<i>Description</i>
1	135-4151	1	Turbocharger	3	125-6906	4	Stud
2	127-3860	1	Gasket,Tc In	4	125-7229	3	Nut

# Crankshaft and Piston Assembly

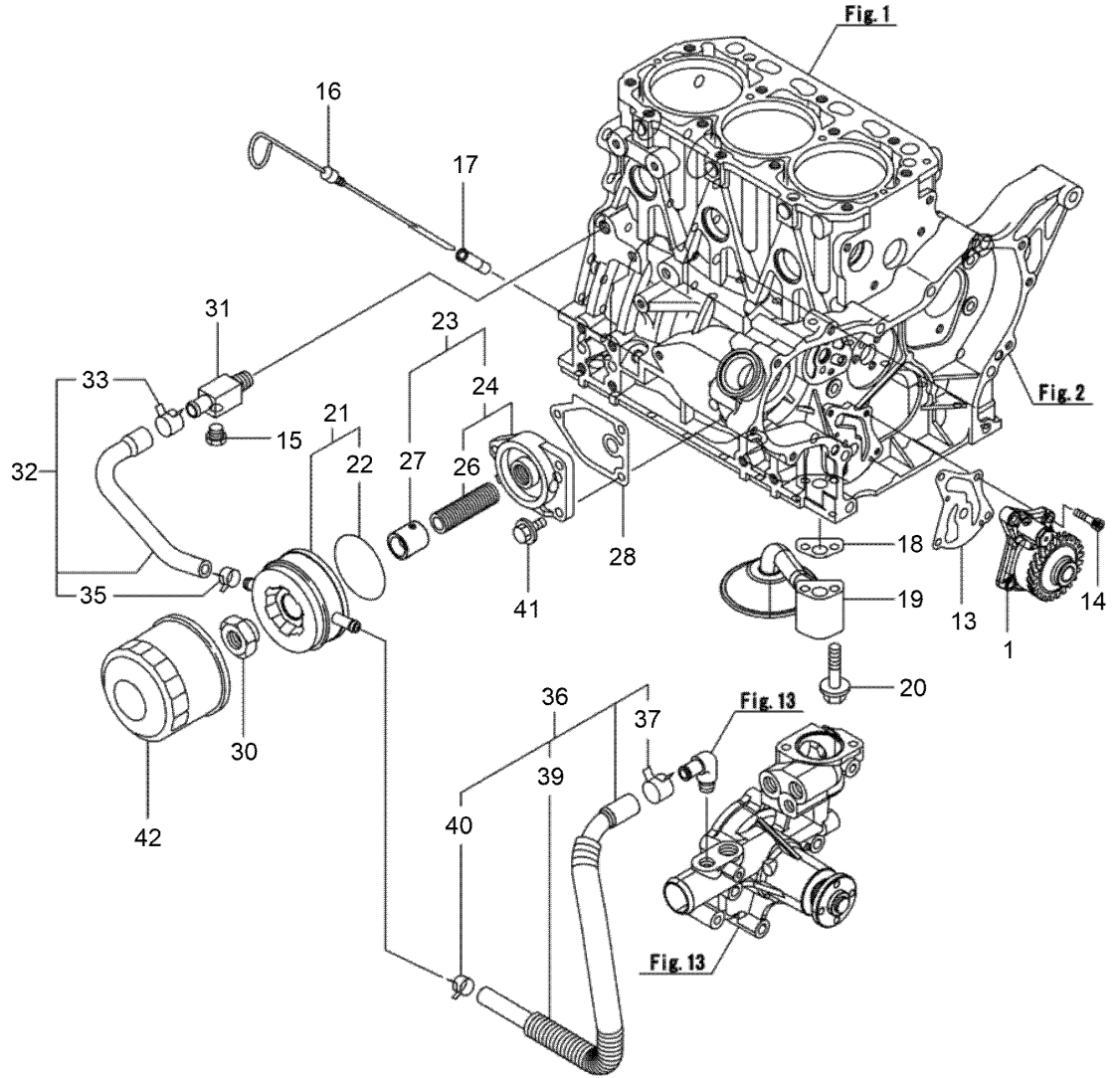




## Crankshaft and Piston Assembly (continued)

<i>Ref.</i>	<i>Part Number</i>	<i>Qty.</i>	<i>Description</i>	<i>Ref.</i>	<i>Part Number</i>	<i>Qty.</i>	<i>Description</i>
1	127-3800	1	Crankshaft ASM	16	127-3097	3	Piston ASM
2	125-6995	1	Pin	18	127-3098	3	Piston Ring ASM
4	125-6937	1	Gear	22	125-7030	3	Pin
5	125-7185	1	Key	23	125-7180	6	Ring
7	125-7182	1	Pin-Spring	24	125-7242	3	Connecting Rod ASM
8	127-3801	1	Pulley-V	28	125-6955	6	Bolt
9	125-7109	1	Washer	29	125-7018	3	Pin-Crank
10	125-6956	1	Bolt	31	125-6997	3	Pin-Piston
11	125-6951	6	Bolt	32	125-7019	3	Pin-Crank (.25)
12	127-3802	1	Flywheel ASM	34	127-3099	3	Piston ASM (0.25 O.S.)
14	125-6943	1	Gear	36	127-3100	3	Piston Ring ASM (0.25 O.S.)

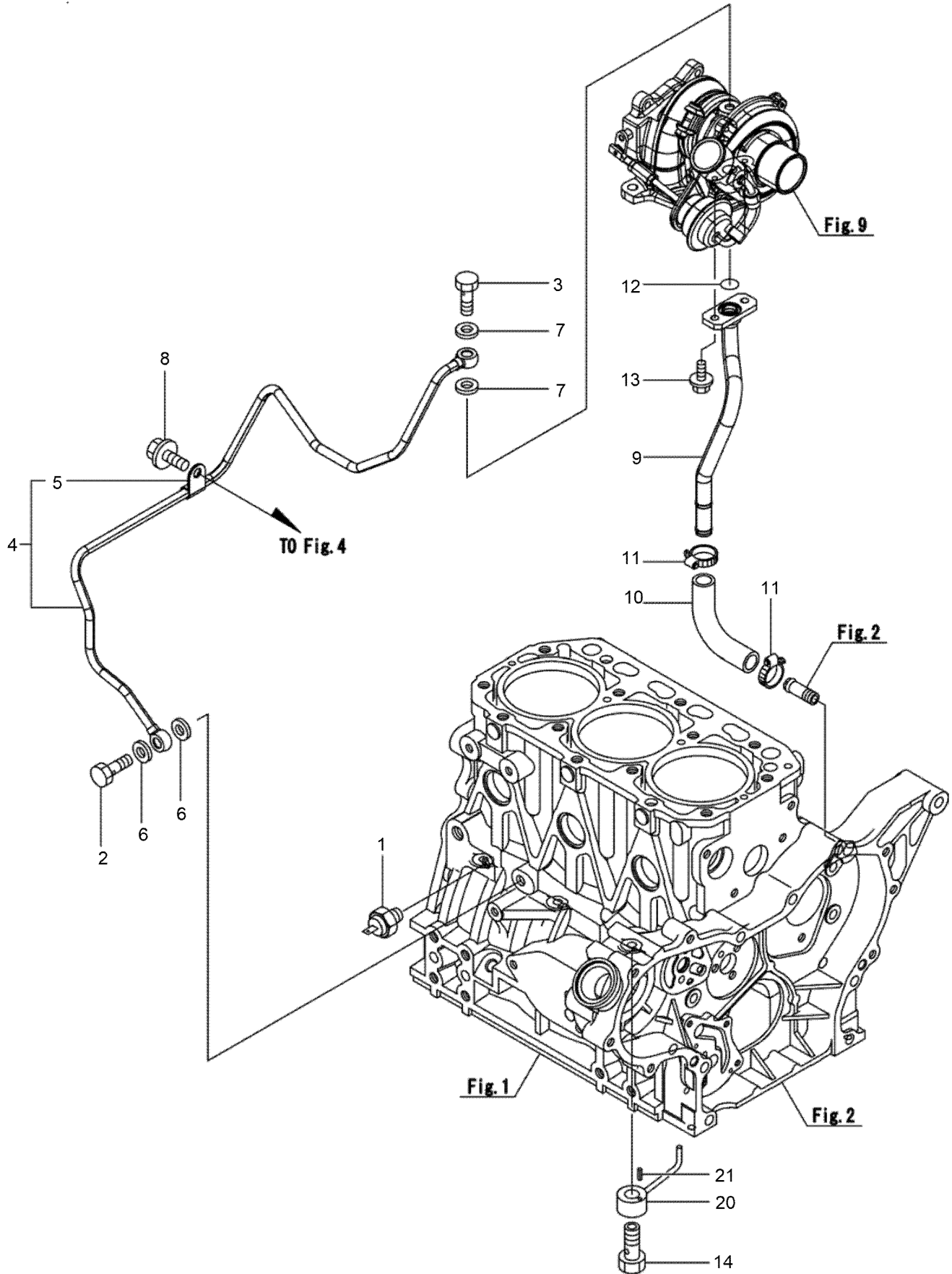
# Lube and Oil System Assembly



## Lube and Oil System Assembly (continued)

<i>Ref.</i>	<i>Part Number</i>	<i>Qty.</i>	<i>Description</i>	<i>Ref.</i>	<i>Part Number</i>	<i>Qty.</i>	<i>Description</i>
1	127-3101	1	Oil Lube Pump ASM	27	135-4022	1	Collar-Cooler, Oil
13	127-3004	1	Gasket	28	125-7024	1	Gasket
14	125-7232	4	Bolt	30	135-4020	1	Nut
15	125-7171	1	Plug-Drain	31	125-6990	1	Joint
16	125-6987	1	Dipstick	32	125-7078	1	Pipe ASM
17	125-6954	1	Guide-Dipstick	33	125-7162	1	Clip
18	125-7022	1	Gasket	35	125-7191	1	Clamp-Hose
19	138-7837	1	Pipe Assy, Oil Inlet	36	127-3804	1	Pipe ASM
20	125-7221	2	Bolt	37	125-7162	1	Clip
21	135-4018	1	Oil Cooler ASM	39	127-3805	1	Tube
22	135-4019	1	Packing-Oil Cooler	40	125-7191	1	Clamp-Hose
23	135-4021	1	Lo Filter Bracket ASM	41	125-7595	3	Bolt
24	140-7169	1	Filter Bracket ASM	42	125-7025	1	Filter-Engine, Oil
26	125-7042	1	Stud				

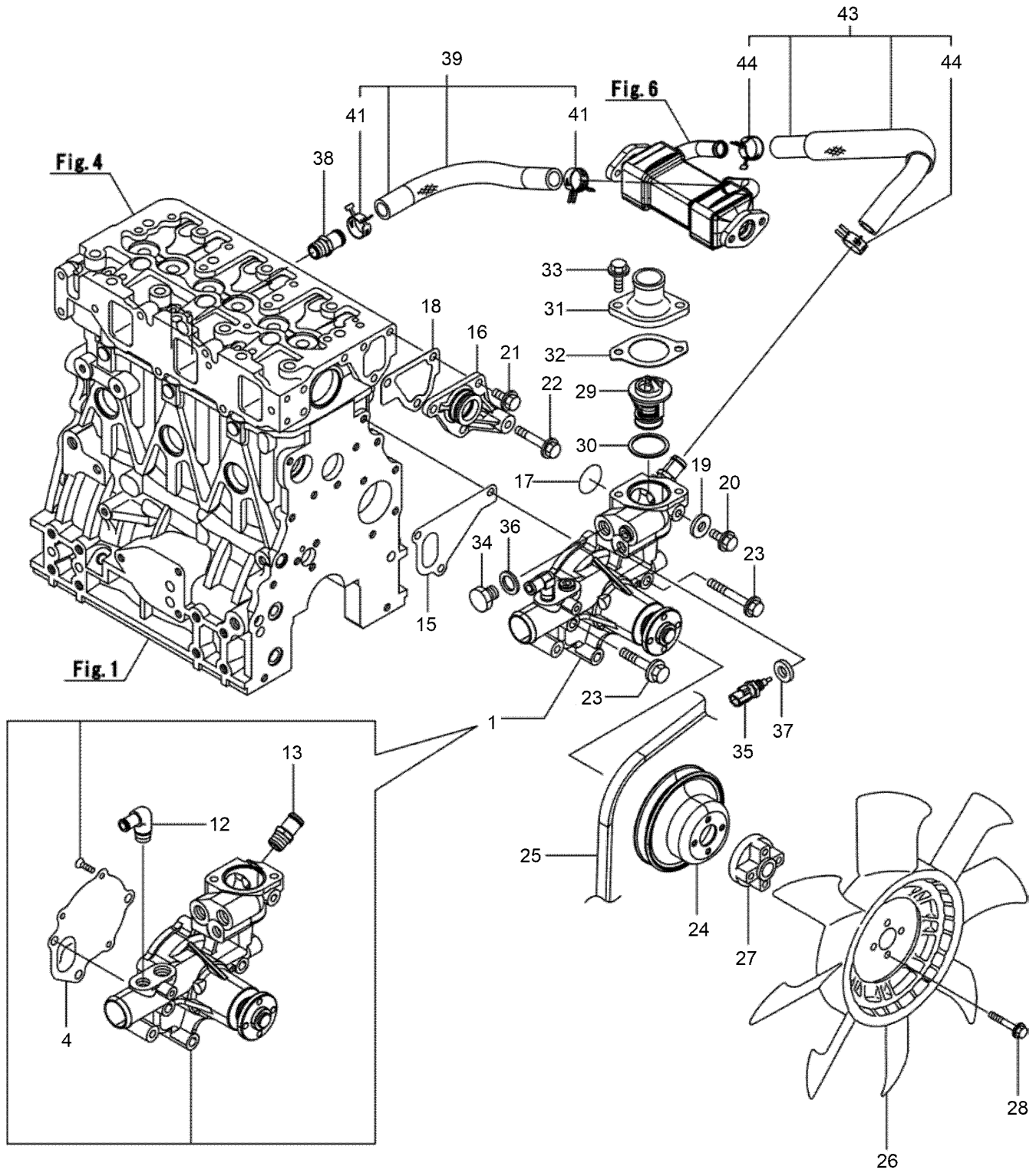
# Lube and Oil Pipe Assembly



## Lube and Oil Pipe Assembly (continued)

<i>Ref.</i>	<i>Part Number</i>	<i>Qty.</i>	<i>Description</i>	<i>Ref.</i>	<i>Part Number</i>	<i>Qty.</i>	<i>Description</i>
1	125-6918	1	Switch-Oil	9	127-3807	1	Pipe-Return, Lube Oil
2	125-6975	1	Bolt-Joint, Pipe	10	127-3808	1	Joint
3	125-6952	1	Bolt-Joint, Pipe	11	127-3169	2	Clamp-Hose
4	139-6021	1	Lube Oil Pipe ASM	12	125-7198	1	O-Ring
5	125-6976	1	Retainer	13	125-7208	2	Bolt
6	125-7175	2	Washer-Seal	14	125-7105	3	Check Valve ASM
7	125-7193	2	Gasket	20	125-7098	3	Nozzle
8	138-7840	1	Bolt	21	125-7182	3	Pin-Spring

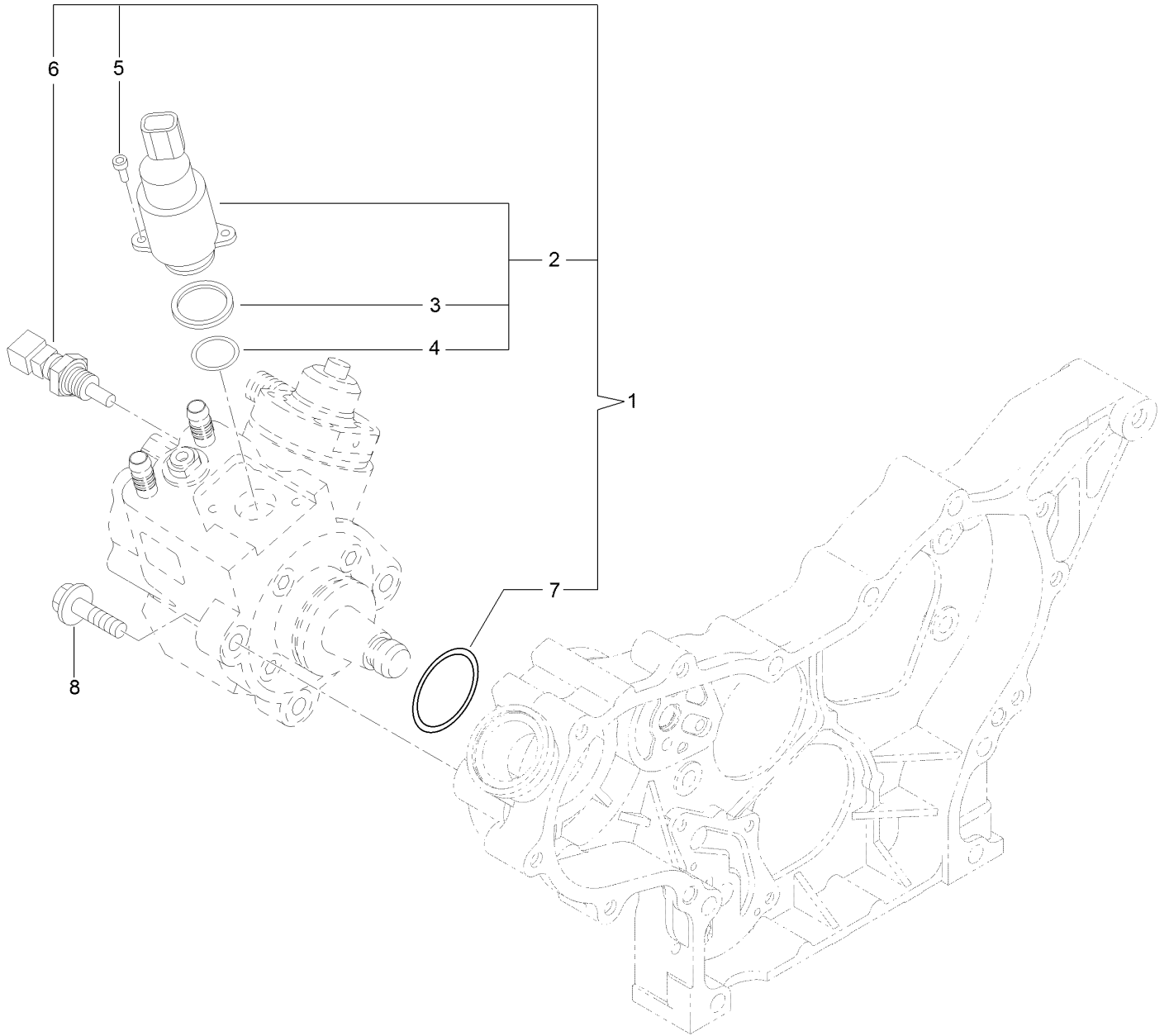
# Cooling Water System Assembly



## Cooling Water System Assembly (continued)

<i>Ref.</i>	<i>Part Number</i>	<i>Qty.</i>	<i>Description</i>	<i>Ref.</i>	<i>Part Number</i>	<i>Qty.</i>	<i>Description</i>
1	140-7176	1	CW Pump ASM	27	127-4768	1	Spacer
4	125-6998	1	Gasket	28	125-7211	4	Bolt
12	125-7001	1	Elbow	29	125-7029	1	Thermostat
13	127-3017	1	Joint	30	125-7026	1	Gasket
15	125-7047	1	Gasket	31	140-7171	1	Cover-Thermostat
16	125-6986	1	Joint	32	125-7110	1	Gasket
17	125-7048	1	O-Ring	33	125-7594	2	Bolt
18	125-6978	1	Gasket	34	125-6953	1	Plug
19	125-7192	1	Gasket	35	125-7124	1	Sensor-Thermostat, CW
20	138-7840	1	Bolt	36	125-6979	1	Gasket
21	125-7214	3	Bolt	37	125-7176	1	Washer-Seal
22	125-7219	1	Bolt	38	127-3017	1	Joint
23	125-7222	3	Bolt	39	127-3072	1	Water In Pipe ASM
24	125-7039	1	V-Pulley	41	127-3020	2	Clip-Hose
25	121-1709	1	Belt-V	43	127-3811	1	CW Pipe ASM
26	127-3809	1	Fan	44	127-3020	2	Clip-Hose

# Fuel Supply Pump Assembly

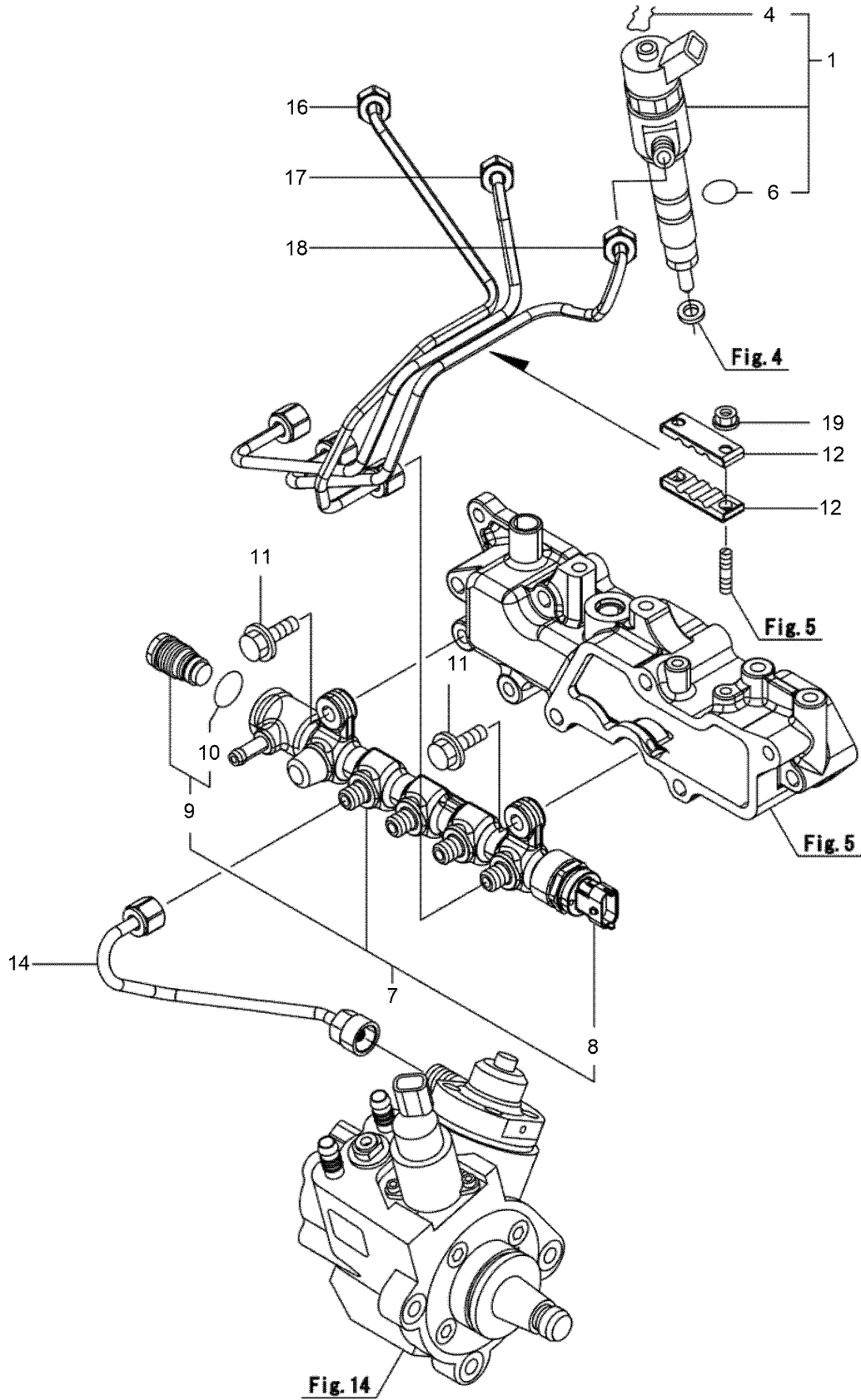




## Fuel Supply Pump Assembly (continued)

<i>Ref.</i>	<i>Part Number</i>	<i>Qty.</i>	<i>Description</i>	<i>Ref.</i>	<i>Part Number</i>	<i>Qty.</i>	<i>Description</i>
1	140-7178	1	Fuel Pump ASM	5	131-2107	2	Bolt
2	131-2103	1	Valve ASM	6	131-2108	1	Sensor-Temperature
3	131-2105	1	Ring-Sealing	7	127-3074	1	O-Ring
4	131-2106	1	O-Ring	8	125-7216	3	Bolt

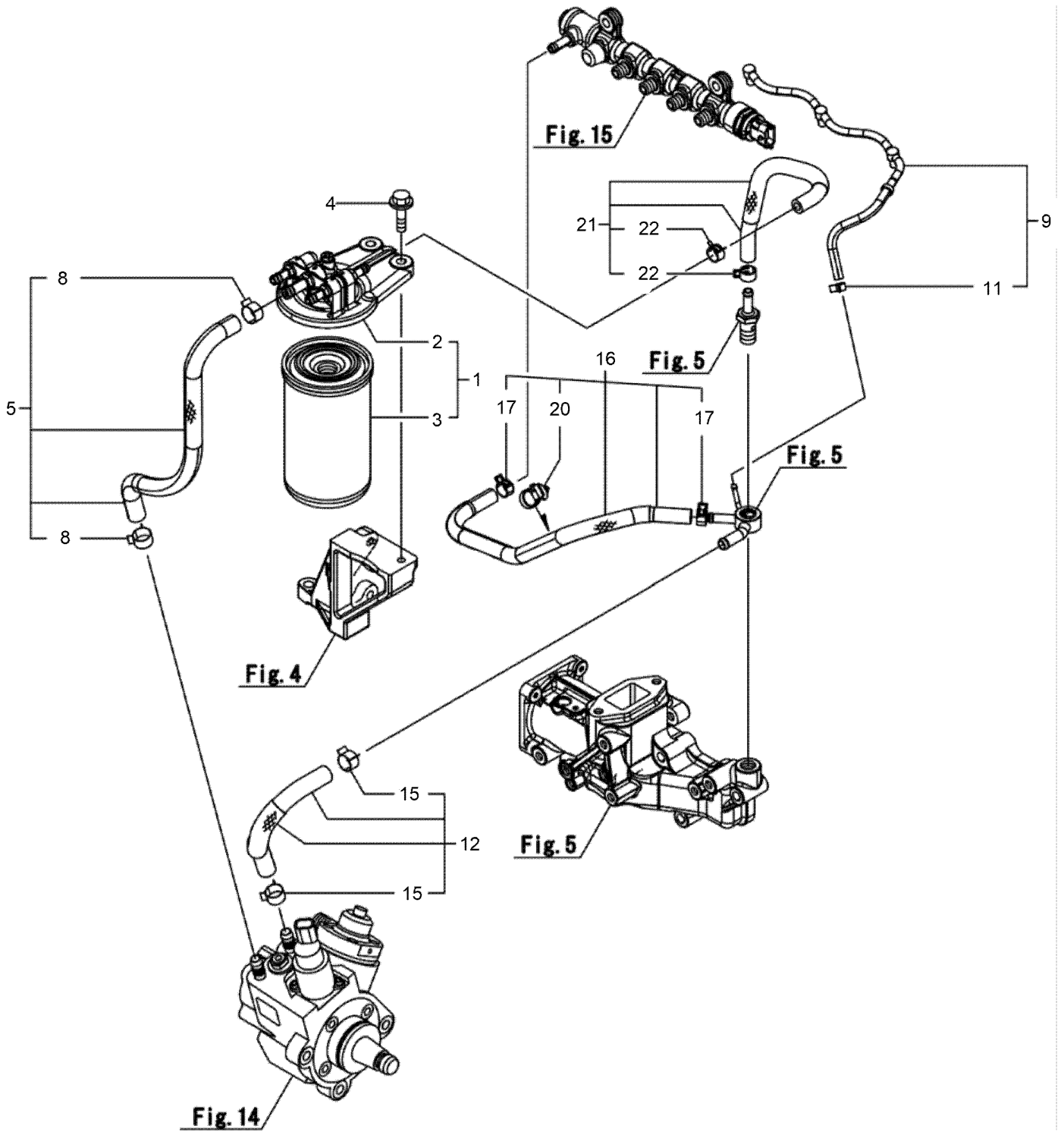
# Fuel Injection Valve Assembly



## Fuel Injection Valve Assembly (continued)

<i>Ref.</i>	<i>Part Number</i>	<i>Qty.</i>	<i>Description</i>	<i>Ref.</i>	<i>Part Number</i>	<i>Qty.</i>	<i>Description</i>
1	127-3104	3	Injector ASM	11	125-7215	2	Bolt
4	138-7843	3	Ring, Retaining	12	127-3813	2	Retainer
6	137-5173	3	O-Ring	14	127-3082	1	Rail In Pipe ASM
7	127-3812	1	Rail ASM	16	127-3814	1	Injection Pipe ASM
8	131-2709	1	Sensor-Pressure, Rail	17	127-3083	1	Injection Pipe ASM
9	131-2710	1	Valve ASM	18	127-3084	1	Injection Pipe ASM
10	130-7433	1	O-Ring	19	125-7231	2	Nut

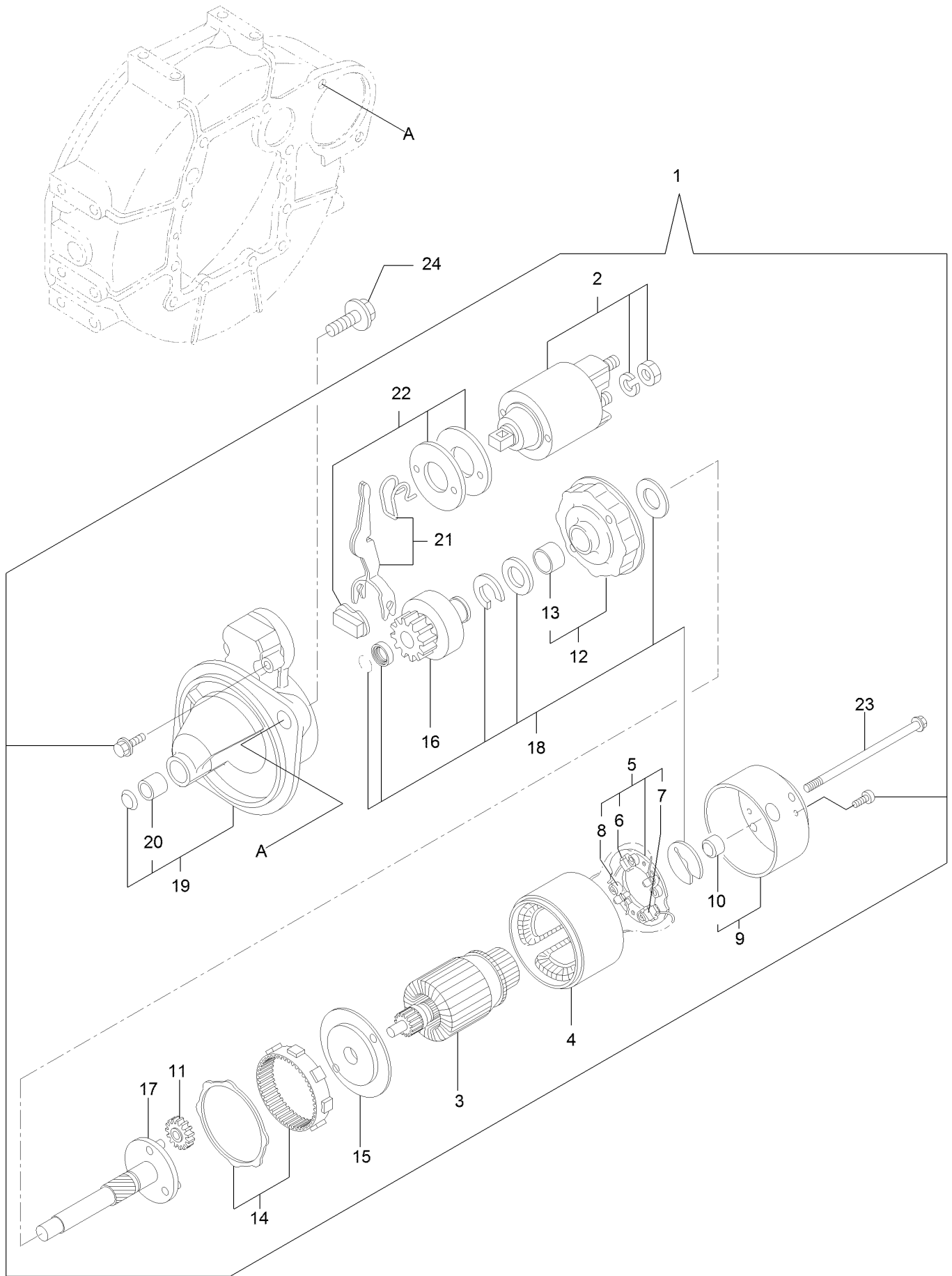
# Fuel Pipe Assembly



## Fuel Pipe Assembly (continued)

<i>Ref.</i>	<i>Part Number</i>	<i>Qty.</i>	<i>Description</i>	<i>Ref.</i>	<i>Part Number</i>	<i>Qty.</i>	<i>Description</i>
1	127-3075	1	Fuel/Oil Filter ASM	12	127-3078	1	Fuel Pipe ASM
2	127-3076	1	Fuel/Oil Filter Bracket ASM	15	125-7191	2	Clamp-Hose
3	125-8752	1	Filter-Fuel/Oil	16	127-3817	1	Fuel Pipe ASM
4	125-7216	2	Bolt	17	127-2950	2	Clip-Hose
5	127-3077	1	Fuel Pipe ASM	20	127-3087	1	Band-Clip
8	125-7191	2	Clamp-Hose	21	127-3079	1	Fuel Pipe ASM
9	135-4023	1	Fuel/Oil Return Pipe ASM	22	127-2950	2	Clip-Hose
11	127-3172	1	Clamp-Hose				

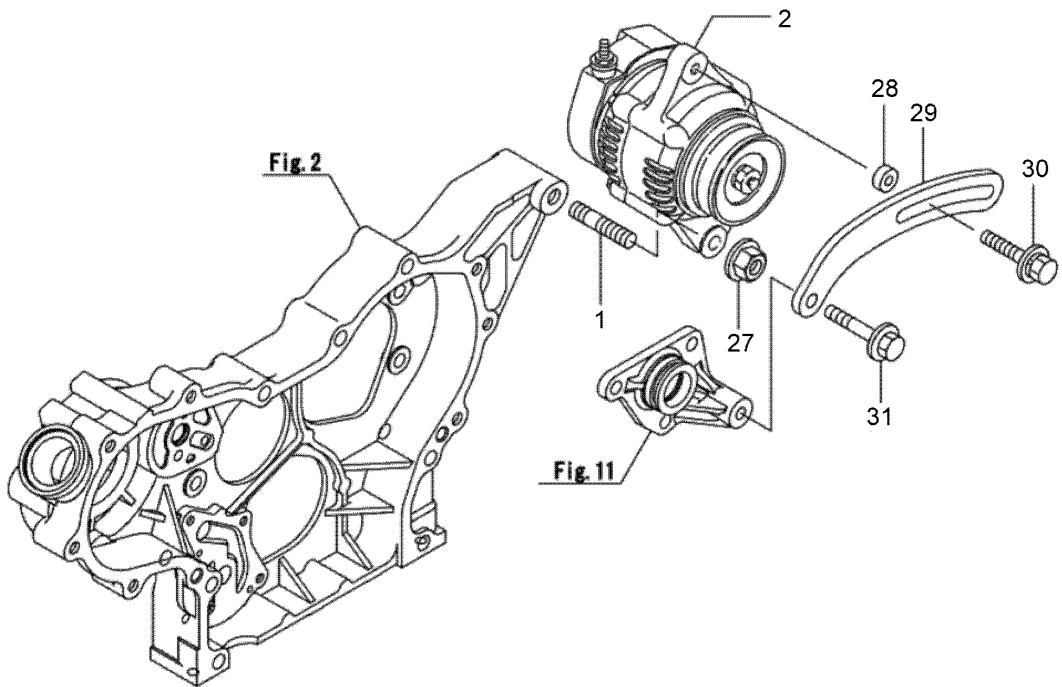
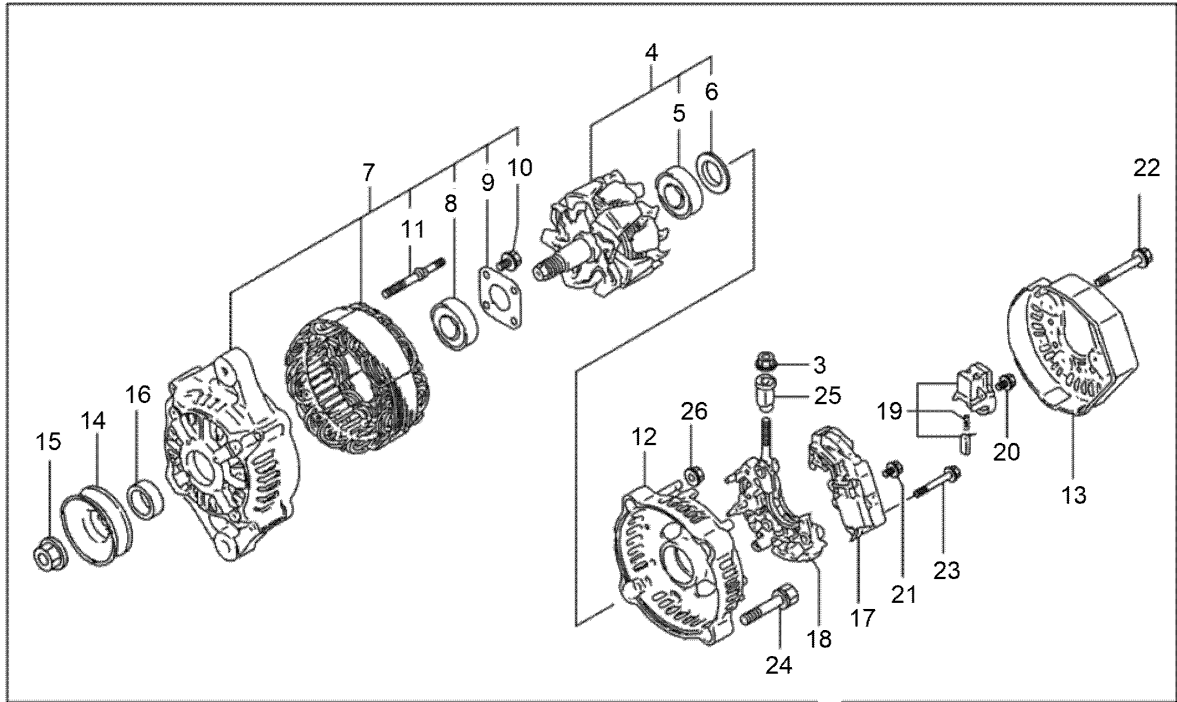
# Starting Motor Assembly



## Starting Motor Assembly (continued)

<i>Ref.</i>	<i>Part Number</i>	<i>Qty.</i>	<i>Description</i>	<i>Ref.</i>	<i>Part Number</i>	<i>Qty.</i>	<i>Description</i>
1	127-3818	1	Starter ASM	13	127-3830	1	Bracket
2	127-3819	1	Switch ASM	14	127-3831	1	Gear
3	127-3820	1	Armature ASM	15	127-3832	1	Bracket
4	127-3821	1	Yoke ASM	16	127-3833	1	Pinion ASM
5	127-3822	1	Brush Holder ASM	17	127-3834	1	Shaft
6	127-3823	2	Brush	18	127-3835	1	Washer Set
7	127-3824	1	Brush Set	19	127-3836	1	Case ASM
8	127-3825	4	Spring	20	127-3837	1	Metal-Starter
9	127-3826	1	Cover ASM	21	127-3838	1	Lever Set
10	127-3827	1	Metal	22	127-3839	1	Dust Cover ASM
11	127-3828	3	Gear	23	135-4024	2	Bolt-Through
12	127-3829	1	Bracket	24	125-7225	2	Bolt

# Generator Assembly

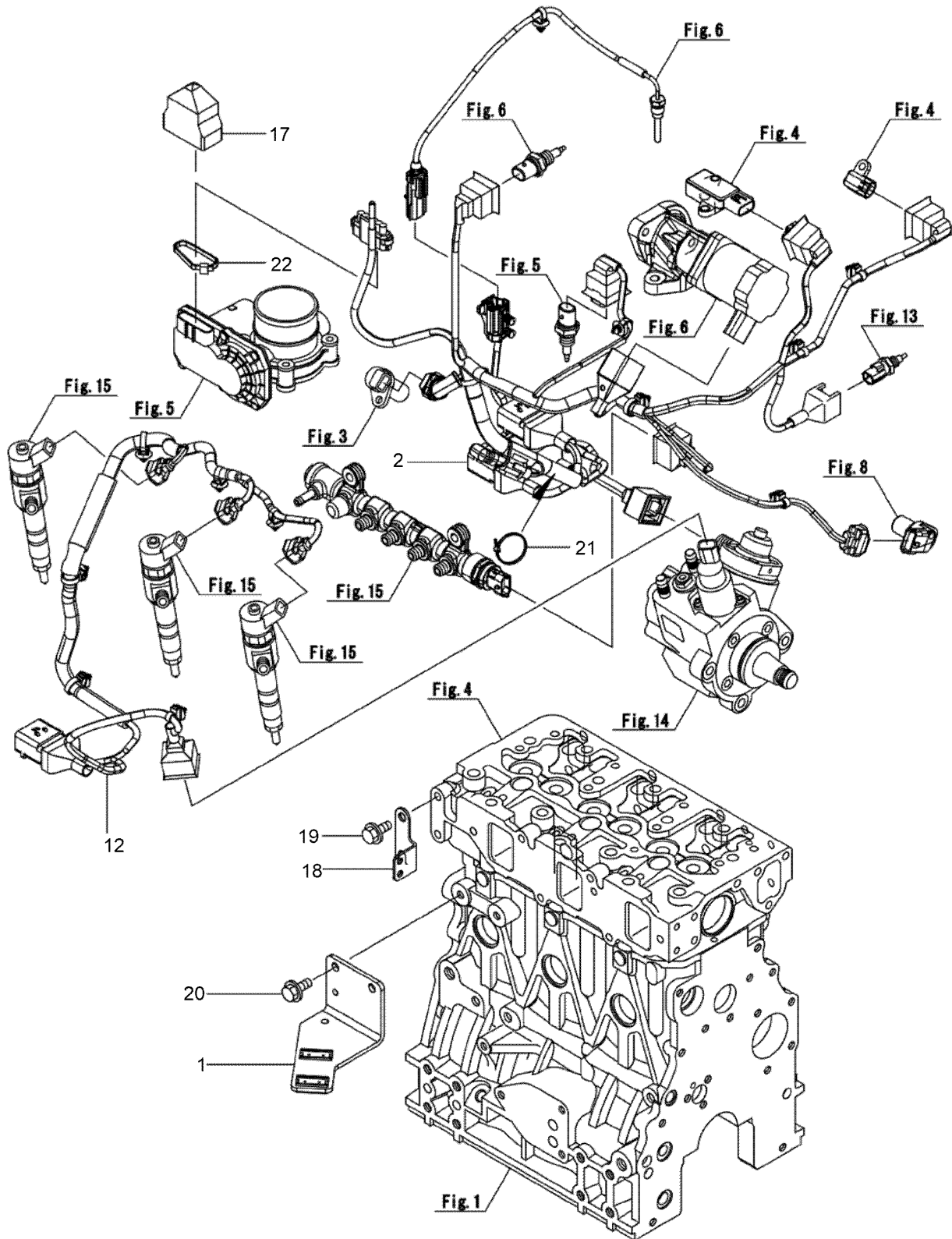




## Generator Assembly (continued)

<i>Ref.</i>	<i>Part Number</i>	<i>Qty.</i>	<i>Description</i>	<i>Ref.</i>	<i>Part Number</i>	<i>Qty.</i>	<i>Description</i>
1	127-3011	1	Stud	17	144-0648	1	Regulator Assy
2	139-6018	1	Generator	18	127-3848	1	Holder
3	144-0647	1	Nut	19	127-2993	1	Holder
4	127-3843	1	Rotor ASM	20	127-2965	6	Screw
5	127-2983	1	Bearing-Ball	21	127-2966	1	Screw
6	127-2962	1	Cover	22	127-2967	3	Bolt
7	135-4025	1	Frame ASM	23	127-2968	2	Screw
8	127-2958	1	Bearing-Ball	24	127-2969	2	Bolt
9	127-2959	1	Plate-Retainer	25	127-2970	1	Bushing-Insulation
10	127-2960	4	Screw	26	127-2971	2	Nut
11	127-2961	2	Stud	27	125-7230	1	Nut
12	127-3845	1	Frame	28	125-6947	1	Spacer
13	127-3846	1	Cover	29	127-2977	1	Adjuster
14	127-2954	1	Pulley	30	135-4027	1	Bolt-Adjust
15	127-2955	1	Nut	31	125-7219	1	Bolt
16	127-2957	1	Collar				

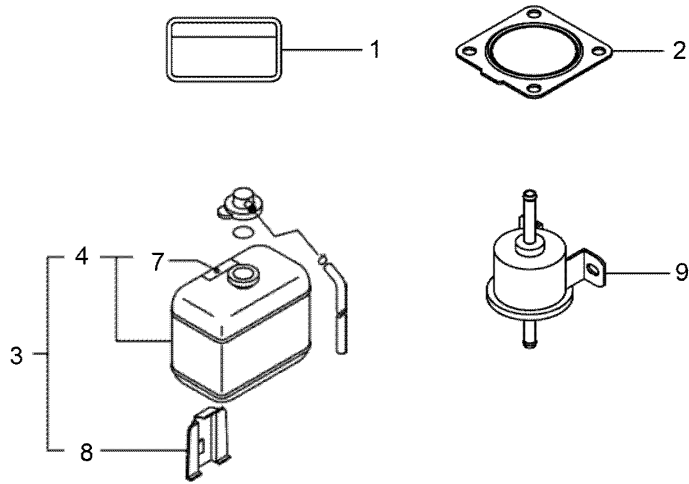
# Electric Parts Assembly



## Electric Parts Assembly (continued)

<i>Ref.</i>	<i>Part Number</i>	<i>Qty.</i>	<i>Description</i>	<i>Ref.</i>	<i>Part Number</i>	<i>Qty.</i>	<i>Description</i>
1	130-7436	1	Bracket-Connector	19	138-7840	2	Bolt
2	127-3850	1	Harness B-Engine, E C O	20	138-7857	2	Bolt
12	130-7438	1	Harness	21	127-3187	1	Band
17	131-2713	1	Boot-Cap	22	127-3188	1	Band
18	127-3090	1	Bracket-Harness				

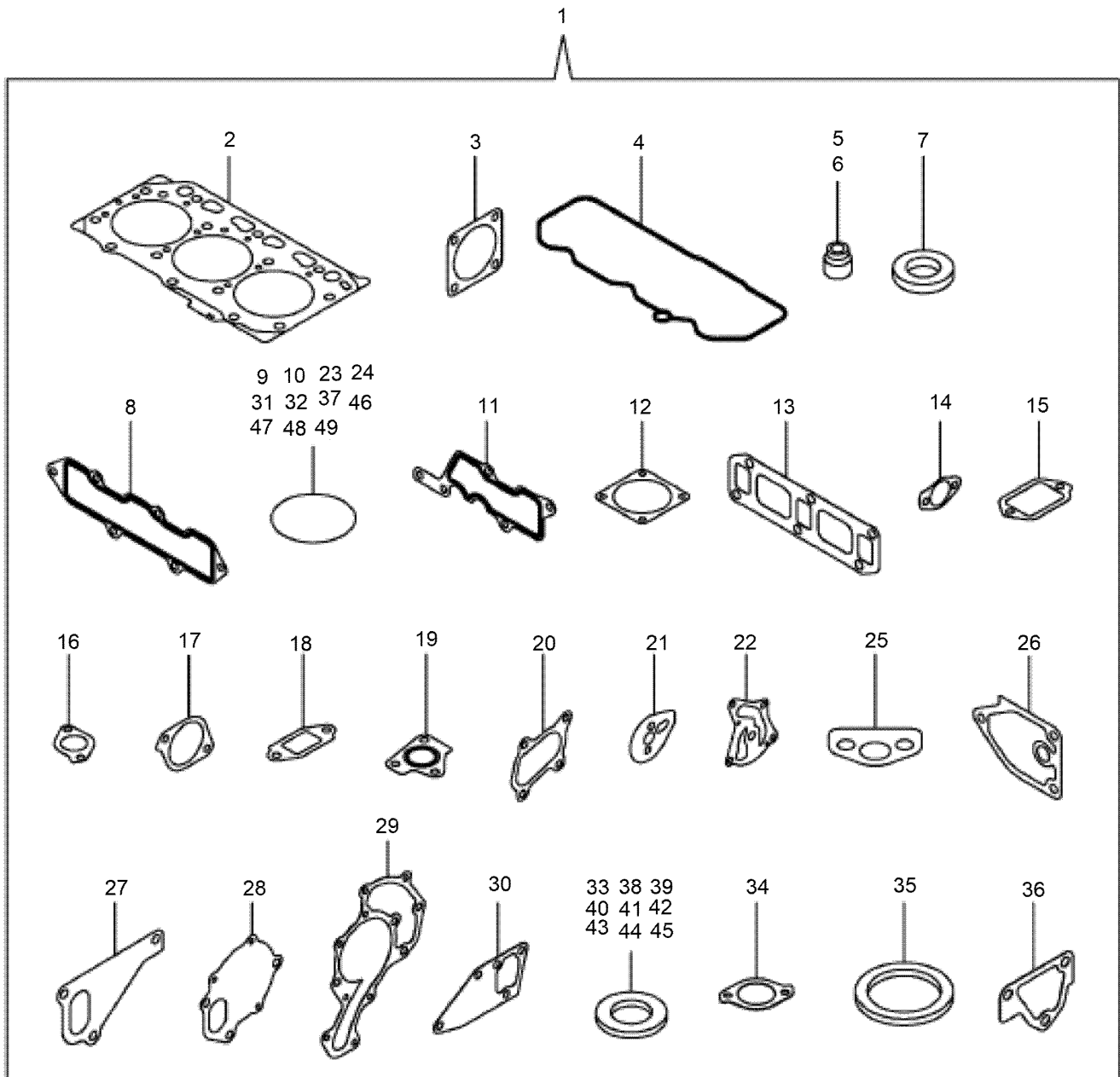
# Accessory Assembly



## Accessory Assembly (continued)

<i>Ref.</i>	<i>Part Number</i>	<i>Qty.</i>	<i>Description</i>	<i>Ref.</i>	<i>Part Number</i>	<i>Qty.</i>	<i>Description</i>
1	125-6900	1	Label-Caution, Fuel Oil	7	131-3884	1	Label, Reserve Tank
2	127-3019	1	Gasket	8	131-3885	1	Bracket, Sub Tank
3	131-3882	1	Tank Assy, Sub	9	127-3008	1	Fuel Feed Pump ASM
4	131-3883	1	Tank Assy, Reserve				

# Gasket Set Assembly



## Gasket Set Assembly (continued)

<i>Ref.</i>	<i>Part Number</i>	<i>Qty.</i>	<i>Description</i>	<i>Ref.</i>	<i>Part Number</i>	<i>Qty.</i>	<i>Description</i>
1	127-3854	1	Gasket Kit	25	125-7022	1	Gasket
2	127-3855	1	Gasket Assy, Head	26	125-7024	1	Gasket
3	131-3886	2	Gasket, Pump	27	125-7047	1	Gasket
4	127-3762	1	Gasket-Cover, Cylinder Head	28	125-6998	1	Gasket
5	127-2986	3	Seal-Stem, Valve	29	131-3887	1	Gasket
6	127-3027	3	Seal-Stem, Valve	30	131-3888	1	Gasket, Water Pump
7	127-3021	3	Gasket-Injector	31	125-7048	1	O-Ring
8	127-3769	1	Gasket-Manifold, Intake	32	131-3889	1	O-Ring
9	127-3032	2	O Ring-Sensor, Pressure	33	125-6979	1	Gasket
10	127-3033	1	O-Ring	34	125-7110	1	Gasket
11	127-3034	1	Gasket-Collector	35	125-7026	1	Gasket
12	127-3037	2	Gasket-Throttle	36	125-6978	1	Gasket
13	127-3858	1	Gasket, Exh Manifold	37	127-3074	1	O-Ring
14	127-3043	2	Gasket-Cooler, E G R	38	125-7174	3	Washer-Seal
15	127-3046	1	Gasket-E G R	39	125-7175	2	Washer-Seal
16	127-3016	1	Gasket	40	125-7176	1	Washer-Seal
17	127-3050	1	Gasket-Intake Valve, E G R	41	127-3166	2	Washer-Seal
18	127-3051	1	Gasket-Out Valve, E G R	42	136-8236	1	Washer-Seal
19	127-3860	1	Gasket,Tc In	43	125-7192	1	Gasket
20	127-3861	1	Gasket,Tc Out	44	125-7193	2	Gasket
21	127-3069	1	Gasket-Idle, Shaft B	45	127-3174	2	Gasket
22	127-3004	1	Gasket	46	138-7829	3	O-Ring
23	125-6909	2	O-Ring	47	125-7197	2	O-Ring
24	127-2973	1	O-Ring	48	125-7198	1	O-Ring
				49	131-3890	1	O-Ring, 524031

# Attachments and Accessories

## For 31659 LT-F3000 Triple Flail Mower

<b>Product Name</b>	<b>Model/Part</b>
Mk.3 250mm 4-Blade LH-Helix Cutter Unit .....	02815
Mk.3 250mm 6-Blade LH-Helix Cutter Unit .....	02816
Mk.3 250mm 8-Blade LH-Helix Cutter Unit .....	02817
Reel Conversion Kit .....	02827
Cutter Unit .....	02830
Road Lights Kit .....	02850
Flashing Led Beacon Kit .....	02856
Diff Lock Kit .....	02857
Reverse 4WD Kit .....	02858
Seat-Air-Ride Vinyl .....	02875
Seat-Air-Ride Fabric .....	02876
Kevlar Tyre Kit, LT3340 Triple Reel Mower or LT-F3000 Triple Flail Mower .....	02878
Blower Carrier Kit .....	02925
Slope Sensor Stage V Kit .....	02951
Cab Plus A/C .....	02955
TÜv Kit - Deck Cover 3-Gang Reels .....	02982
TÜV Kit - German Vehicle Serial Plate .....	02983
TÜV 25 KPH Speed Decal Kit .....	02990
TUV Deck Cover Kit Flails .....	02991
Premium All Purpose Grease (Tube) .....	108-1190
Valve-Relief, Cross Over (Turftare Reduction Valve) .....	110-8882
Roller-Smooth Mk3 (Sealed for Life) .....	111-1848
Warning Triangle .....	111-4250
Blade Kit (x2) .....	111-9631
Kit-Blade(x16) .....	111-9668
Blade Sharpening Kit .....	111-9684
Rear View Mirrors Kit .....	111-9895
Cable-USB/CAN Interface (Toro Diagnostics Cable) .....	115-1944
Wireless Hourmeter .....	115-4754
Premium Synthetic Bio-Degradable Hydraulic Fluid (5 Gallon Pail) .....	119-2157
Premium Synthetic Bio-Degradable Hydraulic Fluid (55 Gallon Drum) .....	119-2158
Premium Engine Oil 10w30 (55 Gallon Drum) .....	121-6392
Premium Engine Oil 10w30 (5 Gallon Pail) .....	121-6393
Premium Engine Oil 15w40 (55 Gallon Drum) .....	121-6394
Premium Engine Oil 15w40 (5 Gallon Pail) .....	121-6395
Socket-USB .....	131-8388
PX Hydraulic Fluid (5 Gal) .....	133-8086
PX Hydraulic Fluid (55 Gal) .....	133-8087
Storage Lock Kit .....	134-2167
Kit - Back To Back Flails, x16 .....	134-3388
High-Traction Tyres Kit .....	134-4567
Kit - Back To Back Flails, x2 .....	134-4852
Yanmar Diagnostic Tool Hardware .....	137-9223
Height Of Cut Gauge Kit .....	63-01-760
Fuse Block .....	92-2641



**Notes:**

**Notes:**

**Notes:**



**Count on it.**