



Count on it.

Parts Catalog

Reelmaster® 3100-D

Traction Unit With Sidewinder®

Model No. 03171—Serial No. 404680001 and Up



Ordering Replacement Parts

To order replacement parts, please supply the part number, the quantity, and the description of each part desired.

Understanding Reference Numbers

Each identified part in an illustration has a reference number. The reference number for a part also appears in the parts list, along with other information about the part.

This catalog uses two special reference number formats, one to indicate parts in a service assembly and another to indicate the quantity of a given part in an illustration.

Service Assembly Reference Numbers

Parts in service assemblies have reference numbers in the form a:b. The a represents the reference number of the entire service assembly and the b represents a sequential number unique to each part within the service assembly.

For example, a wheel assembly might be identified by reference number 6, the tire by 6:1, the valve by 6:2, and the wheel by 6:3. When you order the assembly identified by reference number 6, you receive all parts identified by reference numbers 6:1, 6:2, and 6:3. However, you may also order any part individually. Reference numbers of this type appear in illustration and in parts lists.

Reference Numbers Indicating Quantity

In an illustration, if a reference number indicates more than one part, the reference number has the form nX y. The n represents the quantity of the part, the X is the multiplication symbol, and the y represents the reference number.

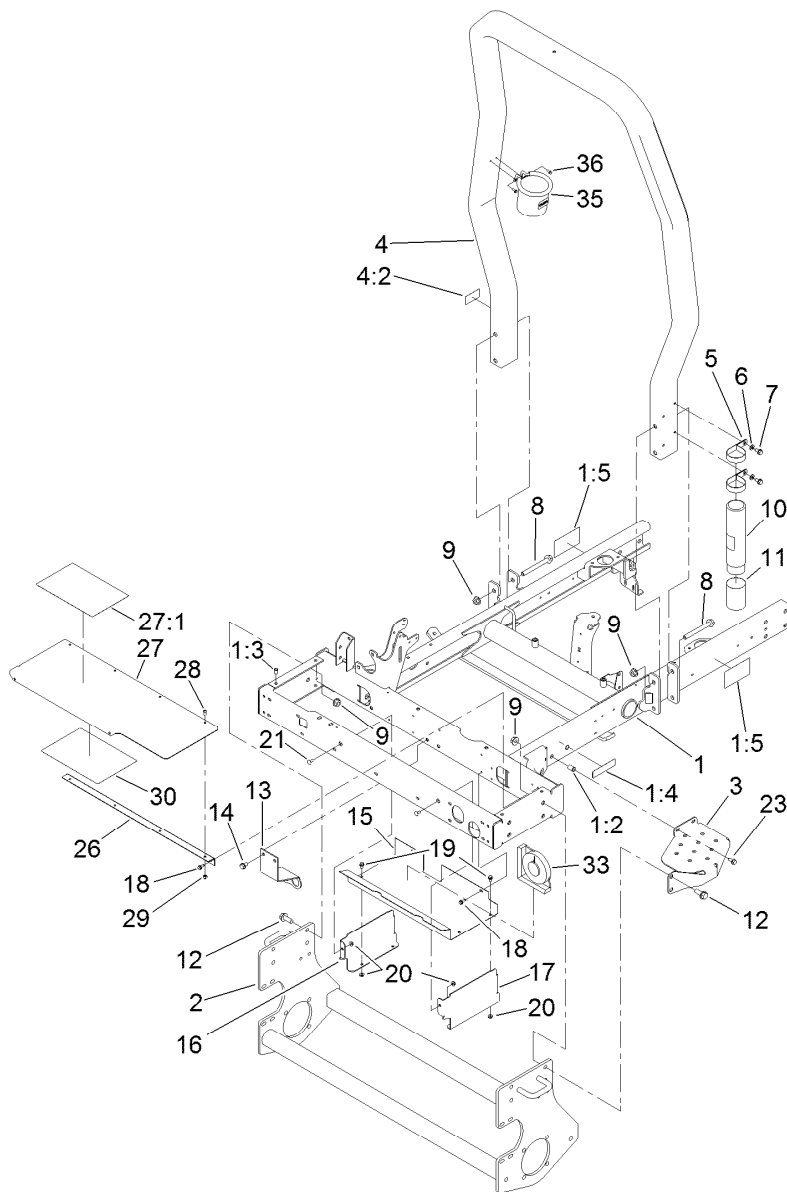
For example, in an illustration, the reference number 2X 37 means that two of the parts identified by reference number 37 are indicated.

Contents

Frame and Platform Assembly	5
Battery Tray and Cover Assembly	6
Engine Assembly	7
Air Cleaner Assembly No. 93-2190	8
Muffler, Muffler Guard and Engine Mount Assembly	9
Radiator Assembly	10
Carrier Assembly	11
Hydraulic Cylinder Assembly No. 117-5109	12
Scissor Assembly	13
Rear Lift Arm Assembly	14
Hydraulic Cylinder Assembly No. 112-9916	15
Fuel System Assembly	16
Control Panel Assembly	18
Seat Assembly	20
Seat and Track Assembly No. 139-2679	21
Seat Assembly No. 139-2700	22
Steering Column Assembly	23
Steering Valve Assembly No. 121-7856	24
Front Platform Assembly	25
Hood Assembly	27
Front Wheel and Brake Assembly	28
Hydraulic Motor Assembly No. 110-8786	29
Hydraulic Motor Assembly No. 110-8785	30
Brake Assembly No. 104-7705	31
Rear Fork and Tire Assembly	32
Hydraulic Motor Assembly No. 95-8694	33
Hydraulic Cylinder Assembly No. 121-3653	34
Hydrostat Assembly	35
Hydraulic Pump Assembly No. 104-4890	37
Gear Pump Assembly No. 95-8601	39
Neutral Arm Assembly	40
Traction and Steering Circuit Assembly	41
Lift Circuit Assembly	43
Hydraulic Mow Circuit Assembly	44
Gear Motor Assembly No. 115-8250	46
Wire Harness and Battery Assembly	47
Hydraulic Tank and Control Valve Assembly	48
Valve Assembly No. 95-8581	50
Hydraulic Manifold Assembly No. 108-9037	51
Crankcase Assembly	52
Oil Pan and Dipstick Assembly	53
Cylinder Head Assembly	54
Gear Case and Oil Filter Cartridge Assembly	55
Cylinder Head Cover Assembly	56
Main Bearing Case Assembly	57
Camshaft and Idle Gear Shaft Assembly	58
Piston and Crankshaft Assembly	59
Fuel Camshaft and Governor Shaft Assembly	60
Idle Apparatus Assembly	61
Stop Solenoid and Fuel Pump Cover Assembly	62
Injection Pump Assembly	63
Governor Assembly	64
Speed Control Plate Assembly	65
Nozzle Holder and Glow Plug Assembly	66

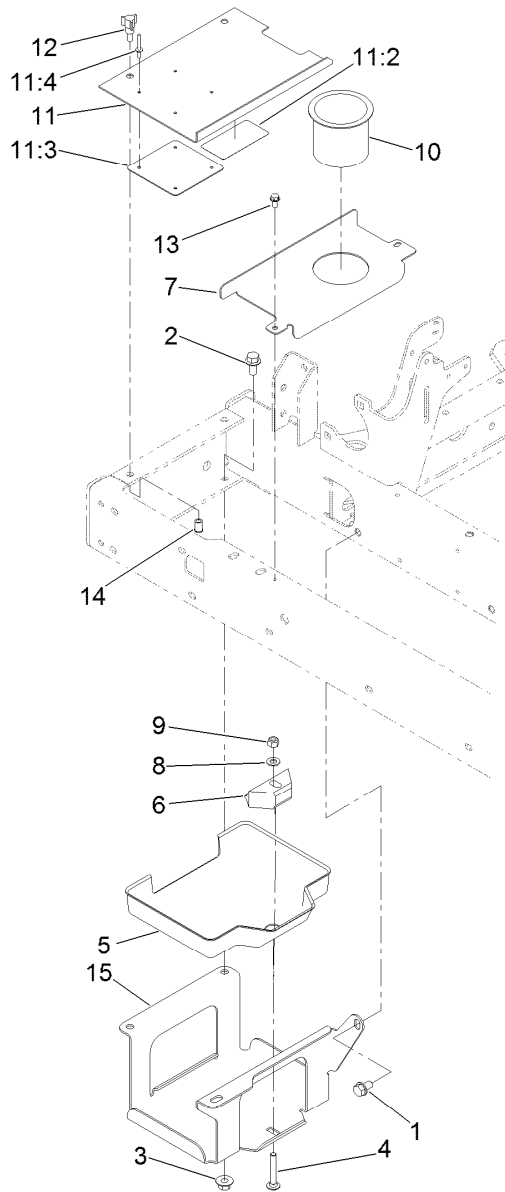
Contents (continued)

Nozzle Holder Assembly	67
Alternator, Pulley and Fan Assembly	68
Alternator Components Assembly	69
Starter and Flywheel Assembly	70
Starter Component Assembly	71
Water Flange and Thermostat Assembly	72
Water Pump and Water Pipe Assembly	73
Valve and Rocker Arm Assembly	74
Inlet and Exhaust Manifold Assembly	75
Miscellaneous Engine Parts	76
Upper Gasket Kit	77
Lower Engine Gasket Kit	78
Attachments and Accessories	79



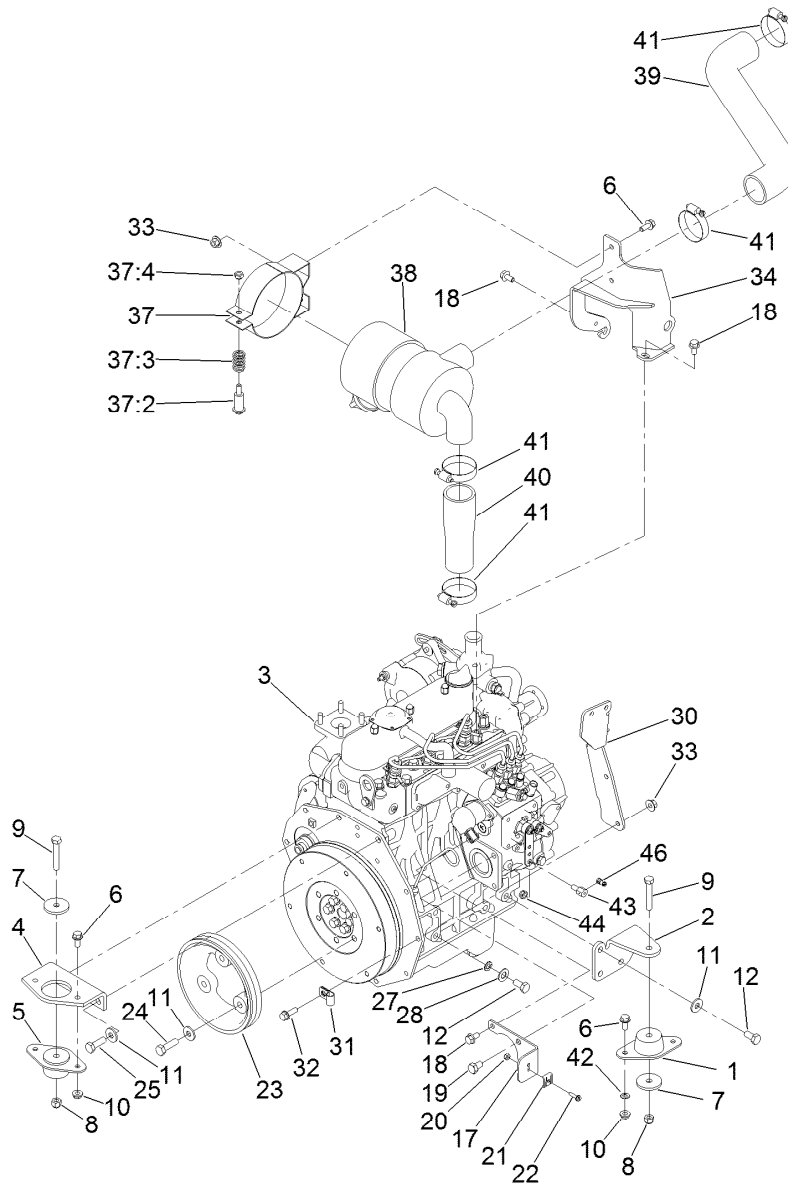
Frame and Platform Assembly

Ref.	Part Number	Qty.	Description	Ref.	Part Number	Qty.	Description
1	121-3639	1	Frame ASM W/Decals	14	32144-15	2	Screw-HHFTF
1:2	32148-8	2	Nut-Clinch	15	99-3430-03	1	Bottom-Toolbox
1:3	32148-6	2	Nut-Clinch	16	99-3431-03	1	End-Toolbox, RH
1:4	133-8062	1	Decal-Arrestor, Spark	17	99-3432-03	1	End-Toolbox, LH
1:5	117-3270	2	Decal-Danger	18	32144-10	9	Screw-HWH
2	95-8568-03	1	Frame-Lower	19	3234-13	4	Screw-HHF
3	99-3375-03	1	Step	20	32128-33	6	Nut-HF
4	127-8493	1	ROPS ASM	21	3229-11	2	Screw-CARR
4:2	127-8596	1	Decal-ROPS	23	3234-5	2	Screw-HHF
5	2412-133	2	Clamp-R	26	119-2034	1	Hinge-Toolbox
6	3256-23	2	Washer-Plain	27	119-2029	1	Toolbox Cover ASM
7	32144-70	2	Screw-HWHTF	27:1	121-3623	1	Decal-Danger
8	117-3176	4	Screw-HHF	28	119-6906	4	Screw-HSBH
9	32128-49	12	Nut-HHF	29	3296-42	4	Nut-Lock, NI
10	104-7050	1	Tube-Manual	30	138-6979	1	Decal-Service
11	104-7048	1	Cap-Housing	33	99-3503	1	Indicator-Angle
12	3234-38	8	Screw-HHF	35	117-2378	1	Holder-Bag
13	115-3417-03	1	Bracket-Bulkhead, Scissor	36	32144-1	2	Screw-Taptime



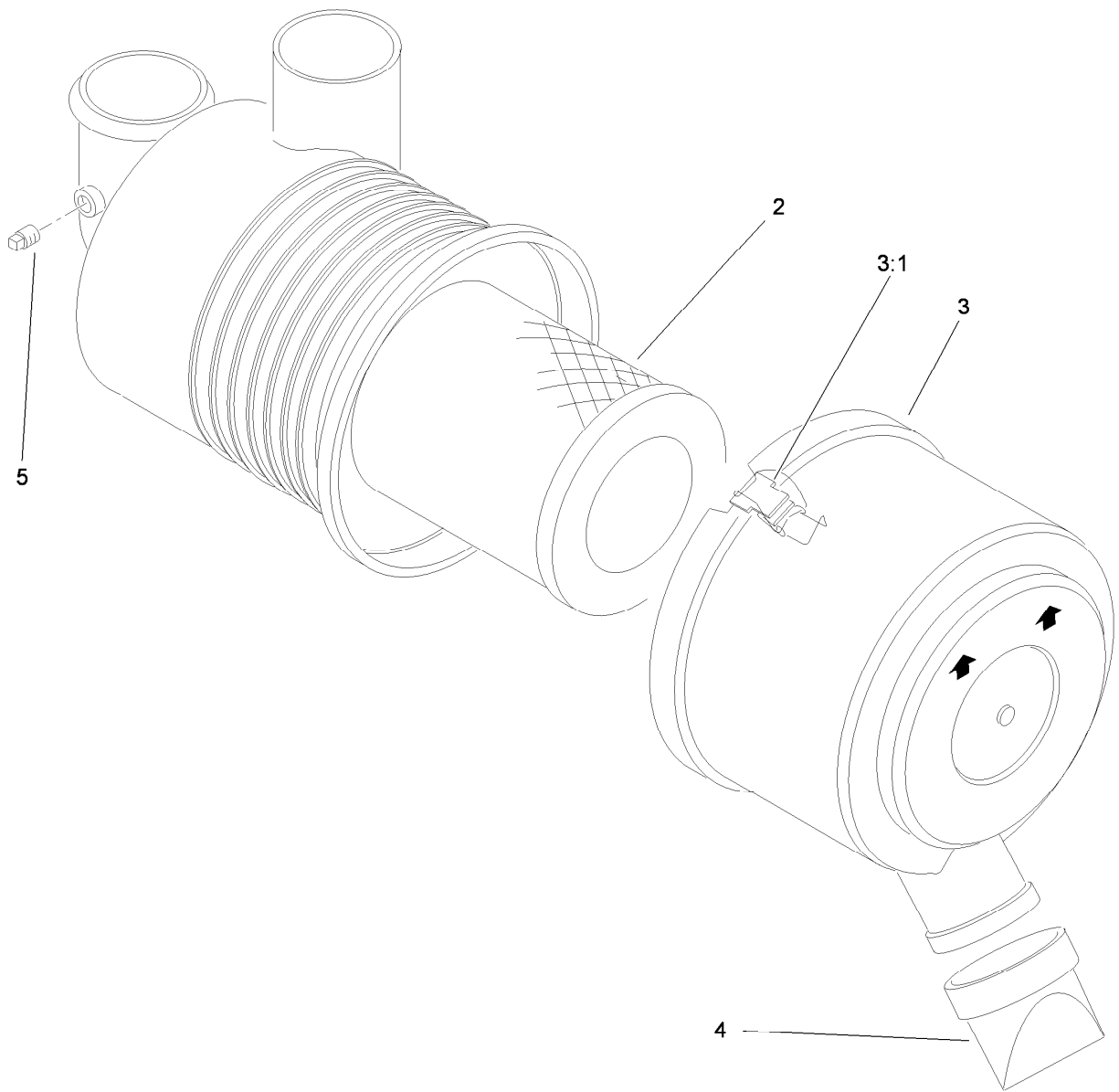
Battery Tray and Cover Assembly

<i>Ref.</i>	<i>Part Number</i>	<i>Qty.</i>	<i>Description</i>	<i>Ref.</i>	<i>Part Number</i>	<i>Qty.</i>	<i>Description</i>
1	32144-15	1	Screw-HHFTF	10	94-1410	1	Holder-Can, Beverage
2	3234-1	3	Screw-HHF	11	99-3602	1	Battery Cover ASM
3	32128-43	3	Nut-Flange	11:2	93-7276	1	Decal-Danger
4	3230-6	1	Bolt-CARR	11:3	87-7620	1	Shield-Terminal, Battery
5	99-3513	1	Tray-Battery	11:4	3269-27	4	Rivet-Snap
6	66-2490	1	Retainer-Battery	12	233-70	2	Knob-Star, Three
7	95-8817-01	1	Cover-Battery, Inner	13	32144-4	2	Screw-HWH
8	3256-23	1	Washer-Plain	14	32148-6	2	Nut-Clinch
9	3296-29	1	Nut-Lock, NI	15	95-8796-03	1	Support-Battery



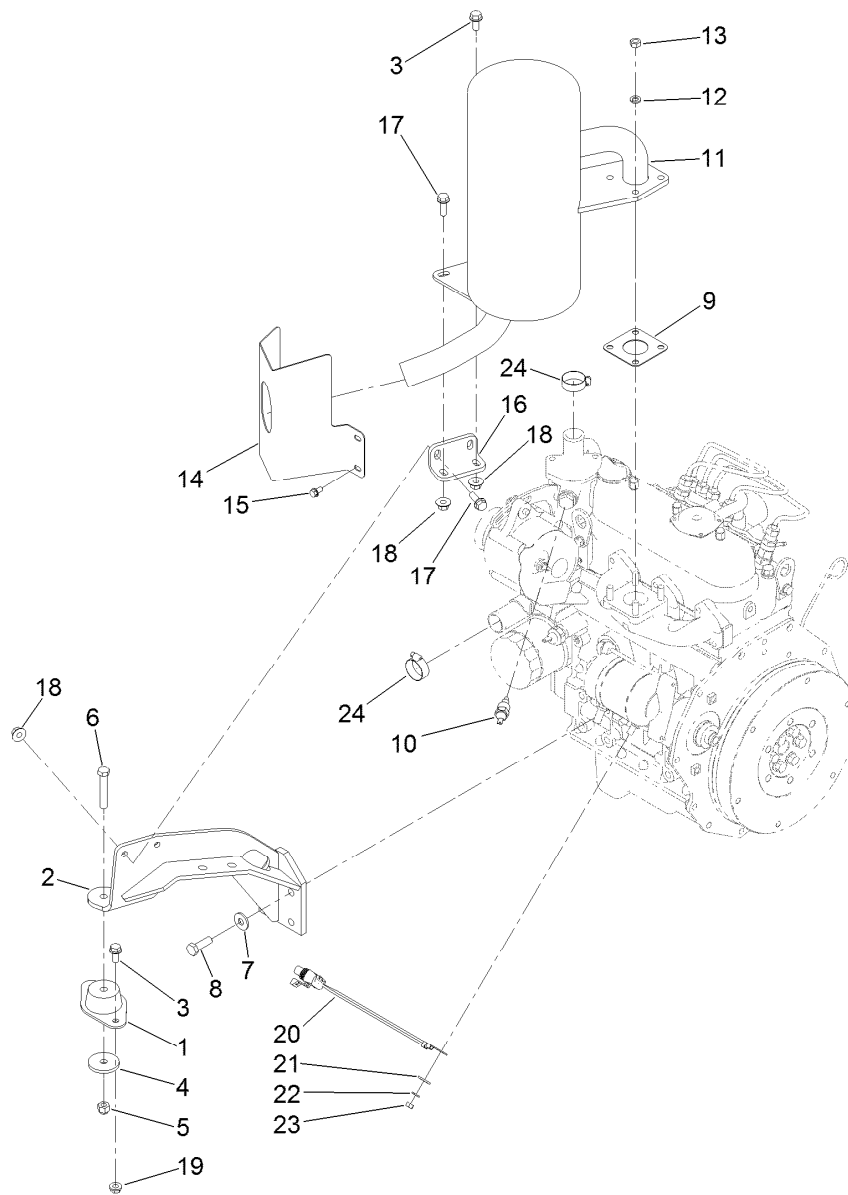
Engine Assembly

<i>Ref.</i>	<i>Part Number</i>	<i>Qty.</i>	<i>Description</i>	<i>Ref.</i>	<i>Part Number</i>	<i>Qty.</i>	<i>Description</i>
1	121-9076	1	Mount-Engine	27	3255-9	1	Washer-Lock
2	95-8937-03	1	Mount-Engine, LH	28	3256-25	1	Washer-Flat
3	138-6905	1	Engine-Kubota, D1105	30	115-3487-03	1	Bracket-Mount, Fuel Filter
4	95-8926-03	1	Mount-Engine, Front	31	2412-10	1	Clamp-R
5	93-5265	1	Mount-Engine	32	3234-17	1	Screw-HHF
6	3234-5	7	Screw-HHF	33	32128-44	4	Nut
7	80-8560	2	Washer-Hardened	34	136-3154-03	1	Bracket
8	3296-39	2	Nut-Lock, NI	37	93-2191	1	Air Cleaner Mounting Band ASM
9	323-11	2	Screw-HH	37:2	94-3653	1	Bolt
10	32128-20	4	Nut-HF	37:3	94-3654	1	Spring
11	80-6990	7	Washer-Hardened	37:4	48-9510	1	*obs* Nut
12	63-7790	4	Screw-Cap	38	93-2190	1	Air Cleaner ASM
17	110-9009-03	1	Bracket-Cable, Throttle	39	95-8946	1	Hose-Upper, Air Inlet
18	33104-016	4	Screw-HHF	40	95-8947	1	Hose-Air Inlet, Lower
19	70-8470	1	Screw-HH	41	2412-92	4	Clamp-Hose
20	3296-2	1	Nut-Lock, NI	42	3255-8	1	Washer-Lock
21	81-1690	1	Clamp-Cable	43	98-9311	1	Swivel-Throttle
22	32105-13	1	Screw-HWH	44	3296-20	1	Nut-Lock, NI
23	99-3412-03	1	Pulley	46	112-9919	1	Stop-Cable, Throttle
24	56-2140	3	Screw-HH				
25	95-8812	1	Screw-HH				



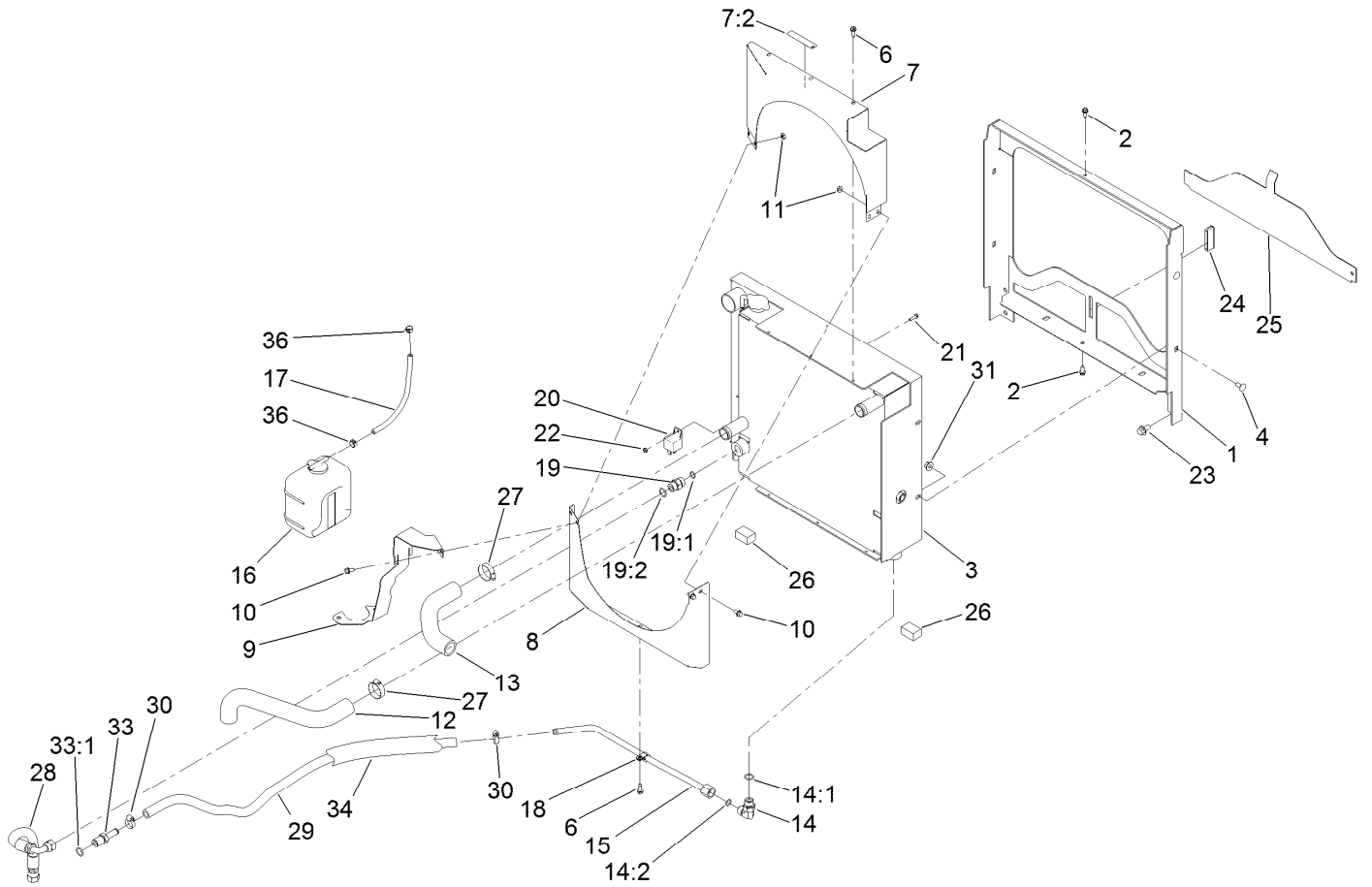
Air Cleaner Assembly No. 93-2190

<i>Ref.</i>	<i>Part Number</i>	<i>Qty.</i>	<i>Description</i>
2	108-3811	1	Filter-Air
3	94-3652	1	Cover ASM
3:1	1-643283	2	Latch-Cleaner, Air
4	87-9400	1	Valve-Vacuator
5	285-17	1	Plug-Pipe



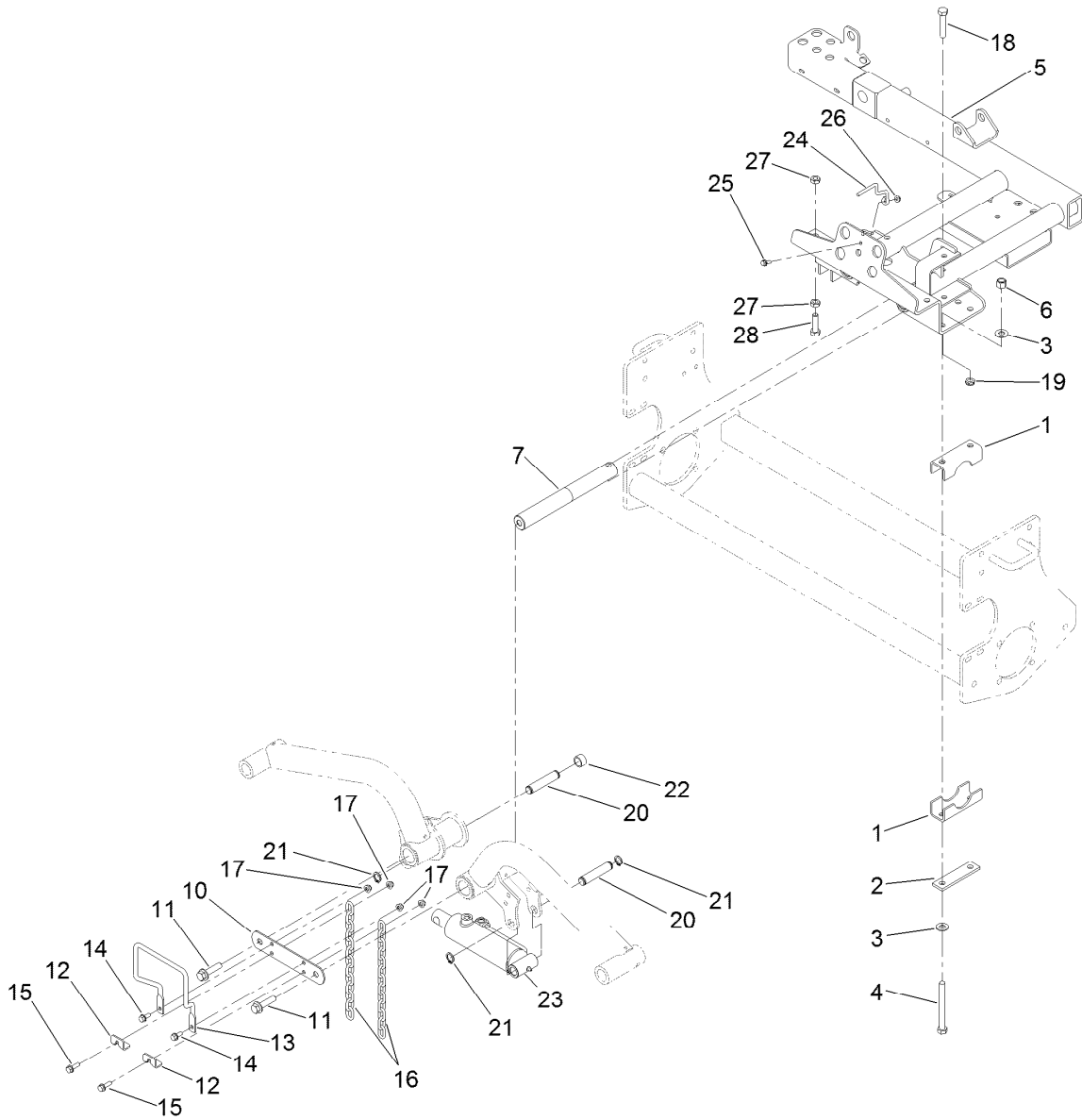
Muffler, Muffler Guard and Engine Mount Assembly

Ref.	Part Number	Qty.	Description	Ref.	Part Number	Qty.	Description
1	121-9076	1	Mount-Engine	13	33014-00	4	Nut-Hex
2	100-4838-03	1	Mount-Engine	14	99-3425-03	1	Guard-Exhaust
3	3234-5	3	Screw-HHF	15	32144-4	4	Screw-HWH
4	80-8560	1	Washer-Hardened	16	95-8943-03	1	Bracket-Muffler
5	3296-39	1	Nut-Lock, NI	17	3234-17	3	Screw-HHF
6	323-11	1	Screw-HH	18	32128-44	4	Nut
7	80-6990	4	Washer-Hardened	19	32128-20	2	Nut-HF
8	95-8812	4	Screw-HH	20	99-3441	1	Harness-Wire, Fusible Link
9	98-9611	1	Gasket	21	3256-78	1	Washer-Flat
10	99-3582	1	Thermoswitch	22	43-5930	1	Washer-Lock, Spring
11	104-4834	1	Muffler	23	48-7890	1	Nut-Hex
12	3253-4	4	Washer-Lock	24	2412-34	2	Clamp-Hose



Radiator Assembly

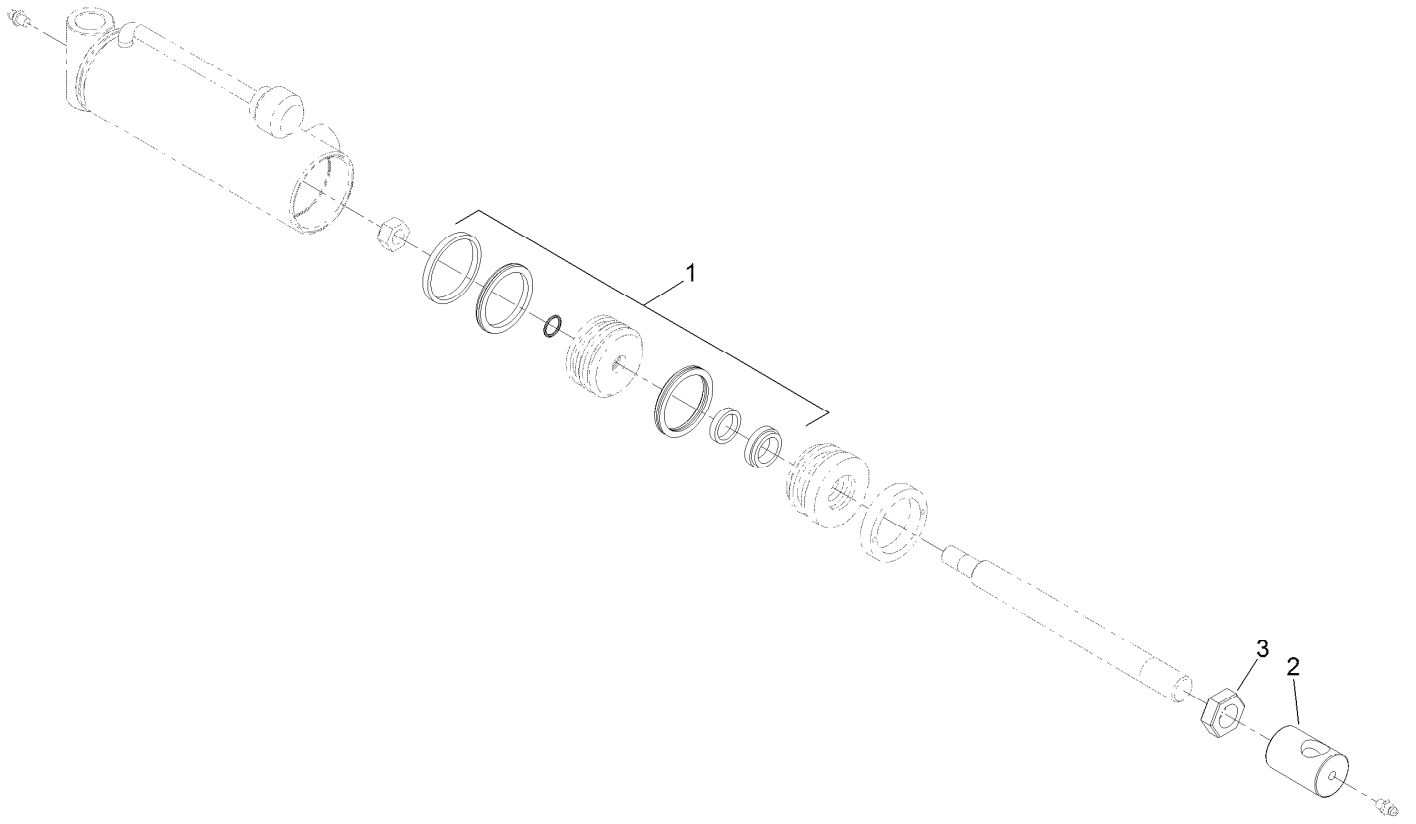
Ref.	Part Number	Qty.	Description	Ref.	Part Number	Qty.	Description
1	100-4903-03	1	Frame-Radiator	18	2412-73	2	Clamp-R
2	119-2038	2	Screw-HWH	19	340-4	1	Fitting-Straight
3	120-3392	1	Radiator/Oil Cooler	19:1	237-30	1	O-Ring
4	3230-1	4	Bolt-CARR	19:2	237-79	1	O-Ring
6	32104-95	6	Screw-HWH	20	99-7435	1	Relay
7	121-3584	1	Shroud-Fan, Top	21	32105-13	1	Screw-HWH
7:2	93-6681	1	Decal-Warning, Fan	22	3296-2	1	Nut-Lock, NI
8	121-6254-03	1	Shroud-Fan, Bottom	23	3234-1	4	Screw-HHF
9	121-3604-03	1	Bracket-Mounting, Reservoir	24	99-3497	1	Magnet
10	3234-13	4	Screw-HHF	25	95-8702-03	1	Shield-Radiator, Lower
11	32128-33	4	Nut-HF	26	95-8962	2	Seal-Foam, Radiator
12	121-3571	1	Hose-Radiator, Upper	27	2412-34	2	Clamp-Hose
13	119-6748	1	Hose-Radiator, Lower	28	104-2806	1	Hose-HYD
14	340-98	1	Fitting-Elbow, 90 DEG	29	93-6804	1	Hose
14:1	237-79	1	O-Ring	30	2412-36	2	Clamp-Hose
14:2	237-30	1	O-Ring	31	32128-44	4	Nut
15	121-3572	1	Tube-HYD	33	354-121	1	Fitting-STR
16	108-0638	1	Bottle-Overflow	33:1	237-79	1	O-Ring
17	110-4105	1	Hose-Fuel	34	56-7985	1	Sleeve-Protective
				36	92-2379	2	Clamp-Hose



Carrier Assembly

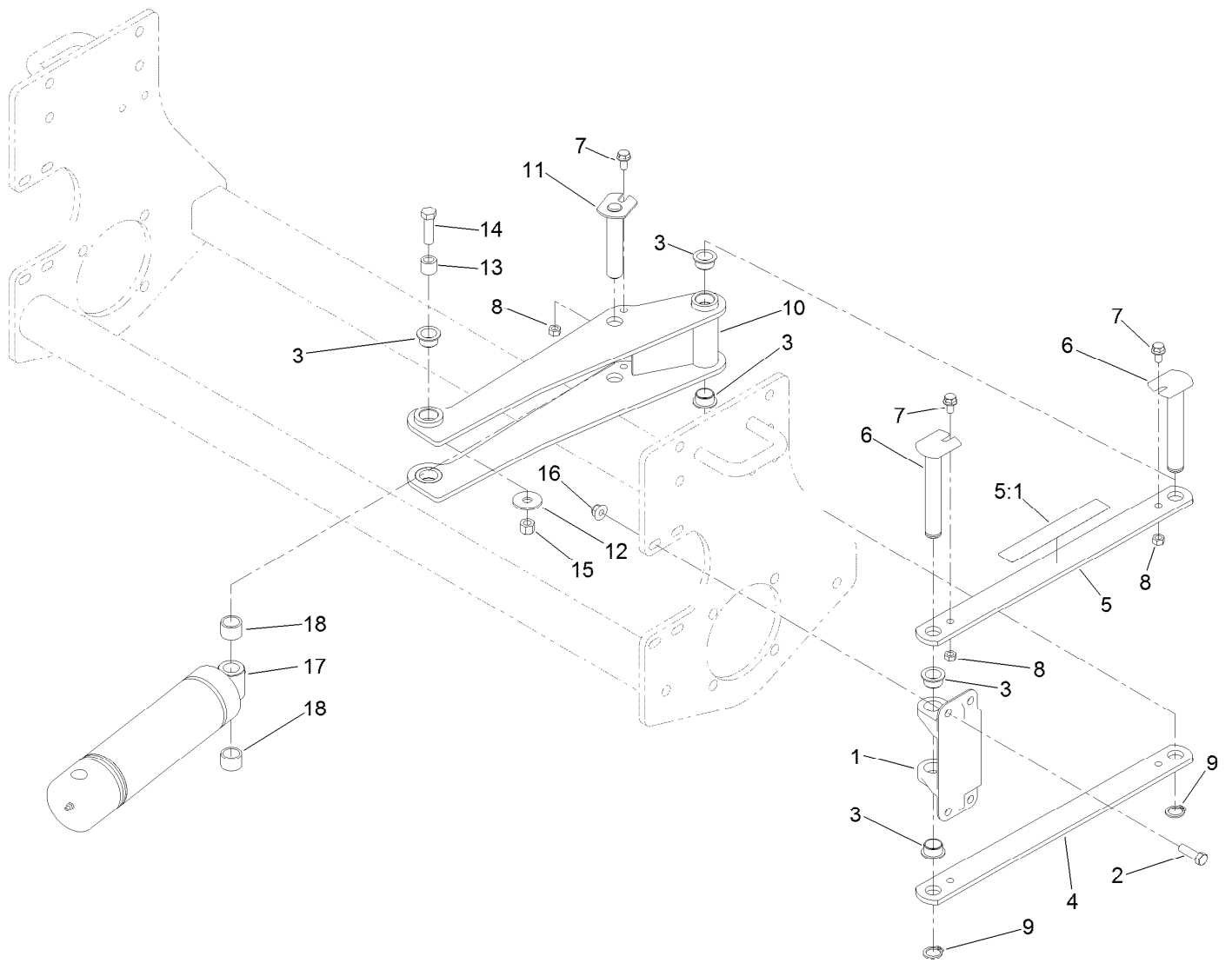
<i>Ref.</i>	<i>Part Number</i>	<i>Qty.</i>	<i>Description</i>	<i>Ref.</i>	<i>Part Number</i>	<i>Qty.</i>	<i>Description</i>
1	104-4865	8	Cap-Bearing	17	104-8300	6	Nut-HF, NI
2	99-3373	4	Bar-Support, Slide	18	325-10	2	Screw-HH
3	87-7270	16	Washer-Thrust	19	3296-45	2	Nut-Hex
4	325-19	8	Screw-HH	20	95-8575	2	Pin-Clevis
5	100-4930-03	1	Carrier ASM	21	32120-93	4	Ring-Retaining
6	3296-23	8	Nut-Lock, NI	22	75-9590	2	Spacer-Cylinder
7	95-8531	2	Shaft-Pivot, Liftarm	23	117-5109	1	HYD Cylinder ASM
10	95-8532-03	1	Link-Shaft, Pivot	24	99-3433	1	Wire-Center
11	3234-27	2	Screw-HHF	25	3234-4	1	Screw-HHF
12	99-3550	2	Clip-Link	26	32128-33	1	Nut-HF
13	99-3492	1	Rod-Formed, Hose Guard	27	3218-5	4	Nut-Jam
14	3234-5	2	Screw-HHF	28	325-7	2	Screw-HH
15	3234-17	4	Screw-HHF	99	3290-378	1	Tie-Cable ●
16	98-7981	2	Chain-Link, Straight				

● Not illustrated



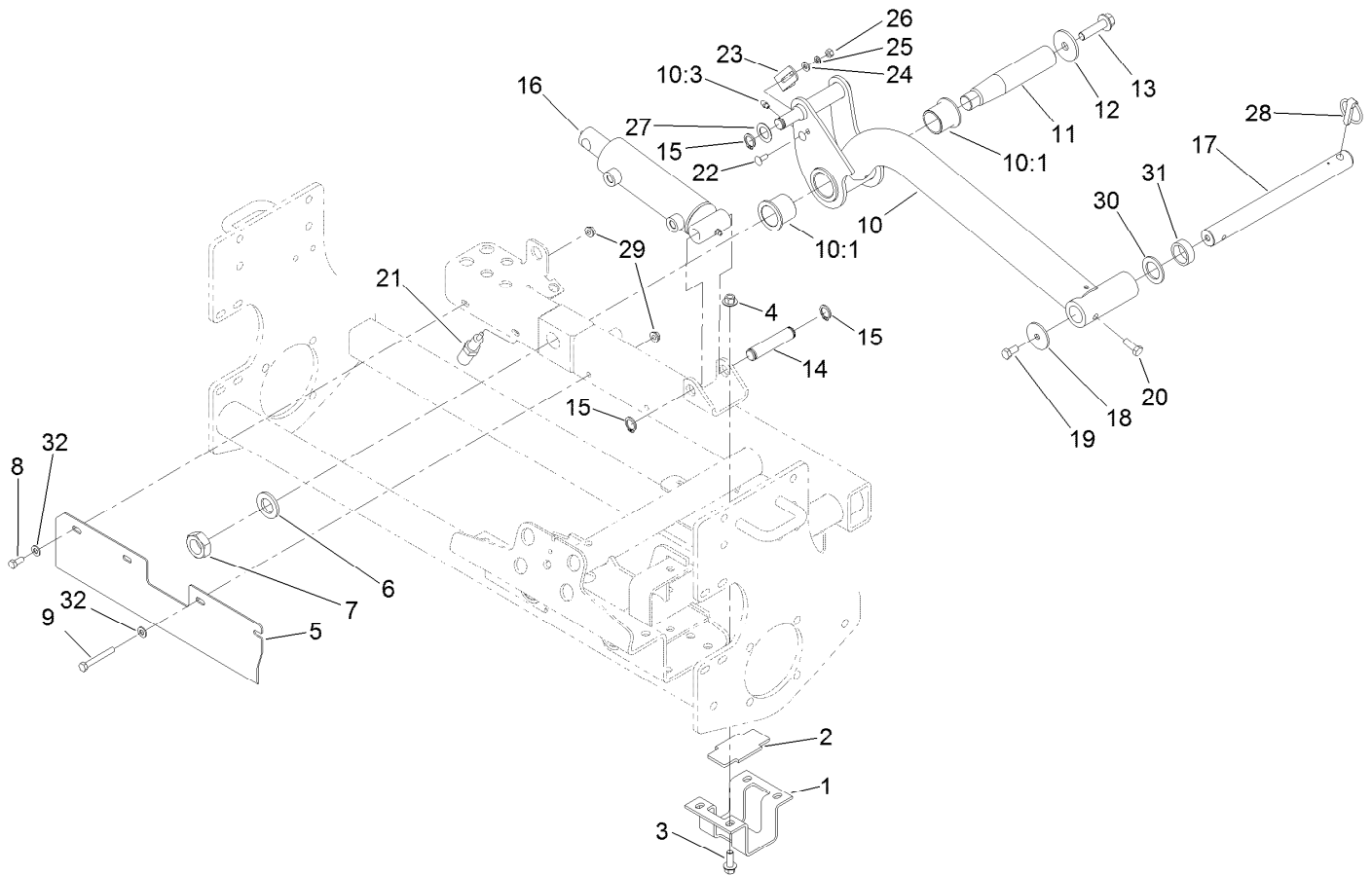
Hydraulic Cylinder Assembly No. 117-5109

<i>Ref.</i>	<i>Part Number</i>	<i>Qty.</i>	<i>Description</i>
1	115-3410	1	Seal Kit
2	108-9035	1	Clevis
3	3220-7	1	Nut-Jam



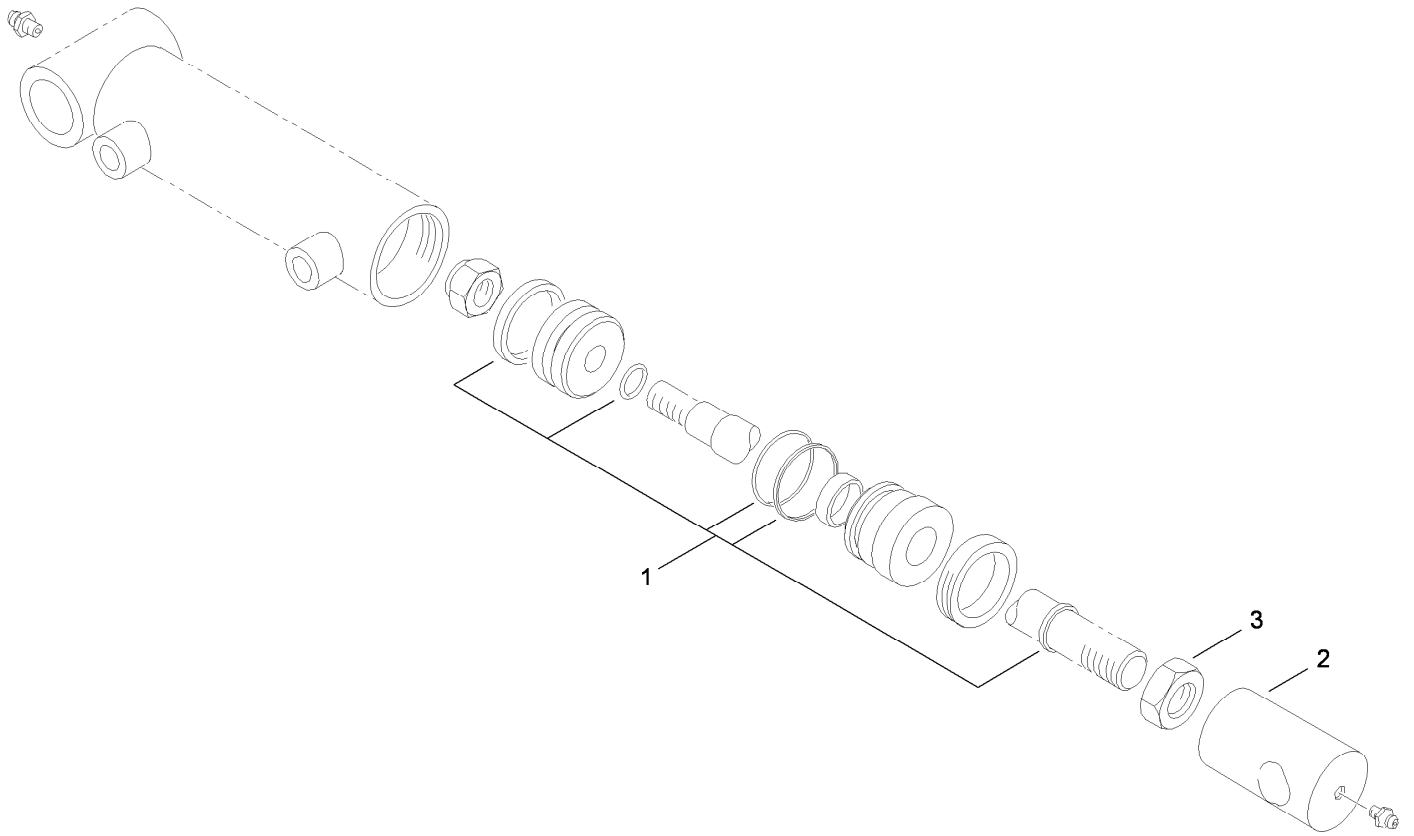
Scissor Assembly

Ref.	Part Number	Qty.	Description	Ref.	Part Number	Qty.	Description
1	95-8883	1	Mount-Scissor	10	95-8521-03	1	Frame-Scissor
2	323-7	4	Screw-HH	11	120-3199	1	Pin-Pivot
3	95-8526	6	Bushing-Plastic	12	87-5330	2	Washer
4	95-8527-03	1	Link-Scissor	13	95-8603	2	Spacer
5	99-3505	1	Scissors Link ASM	14	324-6	2	Screw-HH
5:1	94-3353	1	Decal-Pinch Point, Intl	15	3296-48	2	Nut-Hex
6	125-1914	2	Pin-Pivot	16	104-8301	4	Nut-HF, NI
7	3234-14	3	Screw-HHF	17	121-3654	1	Cylinder-HYD
8	32152-1	3	Nut-Lock, Cone	18	46-6350	2	Spacer
9	32120-93	2	Ring-Retaining				



Rear Lift Arm Assembly

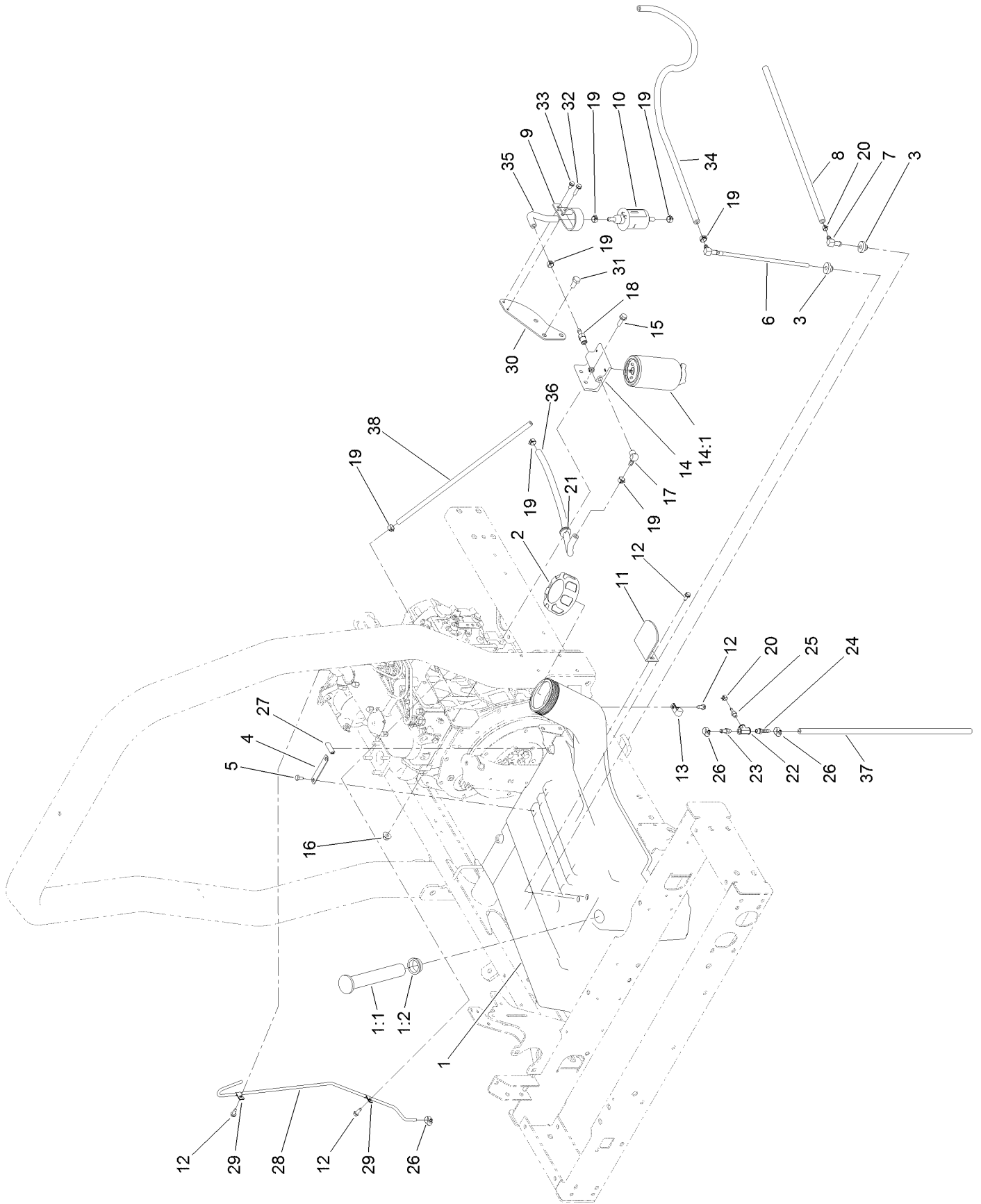
<i>Ref.</i>	<i>Part Number</i>	<i>Qty.</i>	<i>Description</i>	<i>Ref.</i>	<i>Part Number</i>	<i>Qty.</i>	<i>Description</i>
1	95-8519-03	1	Bracket-Slide	16	112-9916	1	HYD Cylinder ASM
2	95-8538	2	Slide-Plastic	17	104-1392	1	Shaft-Pivot
3	3234-11	4	Screw-HHF	18	63-7400	1	Washer-Rebound
4	32128-43	4	Nut-Flange	19	323-4	1	Screw-HH
5	121-3616-03	1	Guard	20	323-6	1	Screw-HH
6	86-1480	1	Washer	21	93-6762	1	Switch-Ball
7	3220-9	1	Nut-Jam	22	3229-1	2	Screw-CARR
8	322-3	2	Screw-HH	23	95-8613	1	Bracket-Switch
9	322-12	2	Screw-HH	24	3256-22	2	Washer-Flat
10	115-3475	1	Rear Liftarm ASM	25	3253-3	2	Washer-Lock
10:1	69-6470	2	Bushing-Caster	26	3217-5	2	Nut-Hex
10:3	302-5	1	Fitting-Grease	27	3-6498	1	Washer-Thrust
11	95-8990	1	Shaft-Pivot, Rear	28	283-71	1	Pin-Lynch
12	75-7730	1	Washer-Thrust	29	32128-20	4	Nut-HF
13	3234-27	1	Screw-HHF	30	3-6781	1	Washer-Flat
14	95-8575	1	Pin-Clevis	31	63-0070	1	Spacer
15	32120-93	3	Ring-Retaining	32	3256-23	4	Washer-Plain



Hydraulic Cylinder Assembly No. 112-9916

<i>Ref.</i>	<i>Part Number</i>	<i>Qty.</i>	<i>Description</i>
1	115-3410	1	Seal Kit
2	108-9035	1	Clevis
3	3220-7	1	Nut-Jam

Fuel System Assembly

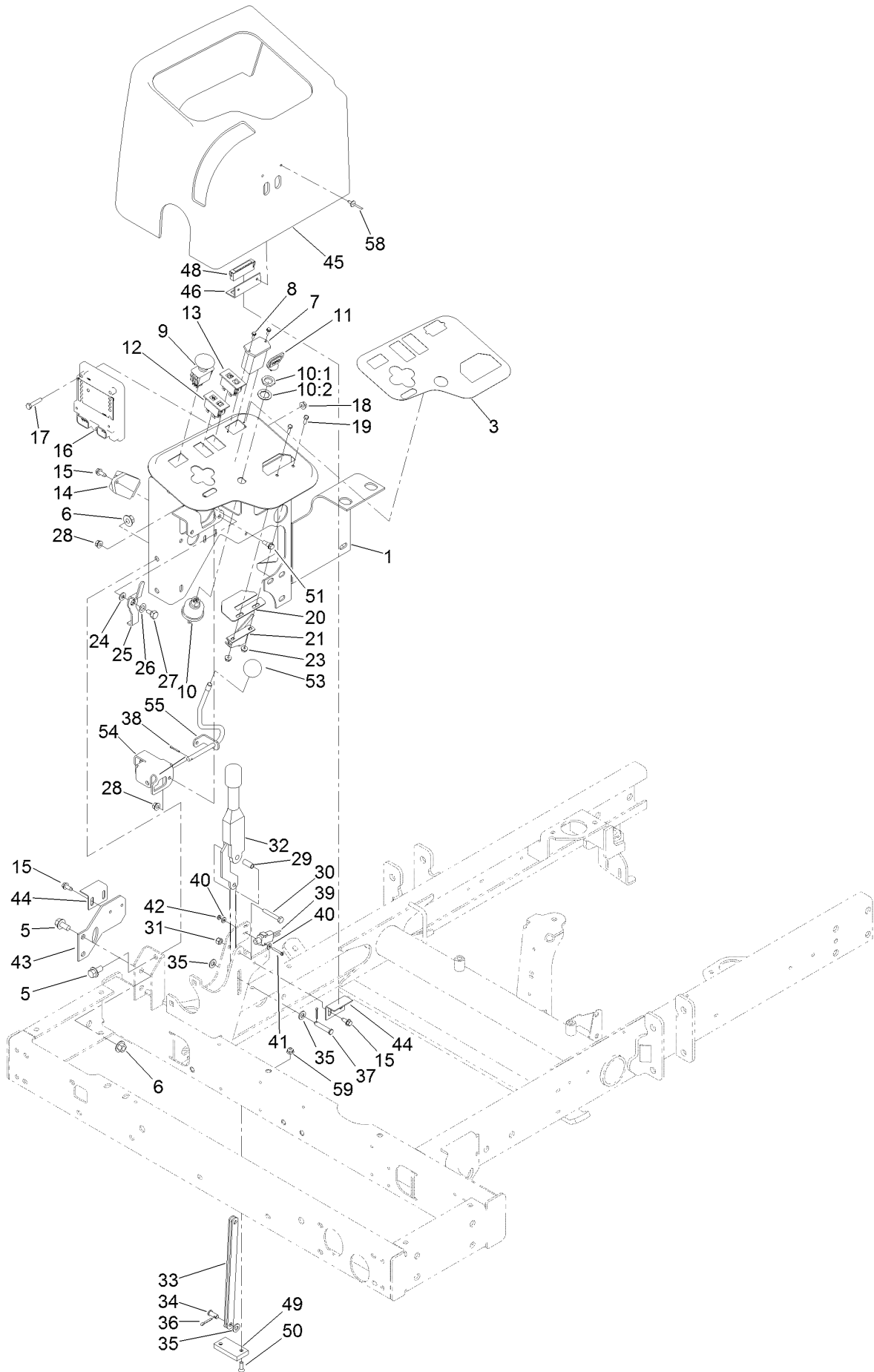


Fuel System Assembly (continued)

<i>Ref.</i>	<i>Part Number</i>	<i>Qty.</i>	<i>Description</i>	<i>Ref.</i>	<i>Part Number</i>	<i>Qty.</i>	<i>Description</i>
1	95-8620	1	Tank-Fuel	20	2412-80	2	Clamp-Hose
1:1	95-8971	1	Gauge-Fuel	21	1-543296	1	Grommet
1:2	95-8972	1	Grommet	22	354-20	1	Fitting-Tee
2	114-5064	1	Cap-Diesel	23	354-21	1	Fitting-Barbed
3	46-6560	2	Bushing	24	304-73	1	Fitting-Straight
4	95-8881	1	Strap-Line, Fuel	25	354-22	1	Fitting-Barbed
5	321-2	2	Screw-HH	26	2412-108	3	Clamp-Worm
6	110-9689	1	Pipe-Stand	27	110-8754	1	Trim
7	46-6550	1	Fitting-Elbow, 90 DEG	28	95-8615	1	Tube-Breather
8	110-6187	1	Hose-Fuel	29	2412-72	2	Clip-Closed, Insulated
9	110-8817	1	Bracket-Pump, Fuel	30	120-2182-03	1	Plate-Mount, Fuel Pump
10	110-8806	1	Pump-Fuel	31	63-7790	3	Screw-Cap
11	95-8968-03	1	Support-Tank, Fuel	32	32144-86	1	Screw-HWHTF
12	32144-10	5	Screw-HWH	33	32144-4	1	Screw-HWH
13	2412-73	1	Clamp-R	34	121-7914	1	Hose-Fuel
14	110-9044	1	Separator-Filter	35	117-4026	1	Hose-Fuel
14:1	110-9049	1	Filter-Spin On, Fuel/Water	36	121-7852	1	Hose-Fuel
15	3234-17	2	Screw-HHF	37	110-5701	1	Hose-Fuel
16	32128-44	2	Nut	38	110-8751	1	Hose-Fuel
17	353-781	1	Fitting-HYD, 90	99	3290-378	1	Tie-Cable ●
18	353-783	1	Fitting-STR	99	3290-379	1	Tie-Cable ●
19	92-2379	7	Clamp-Hose				

● Not illustrated

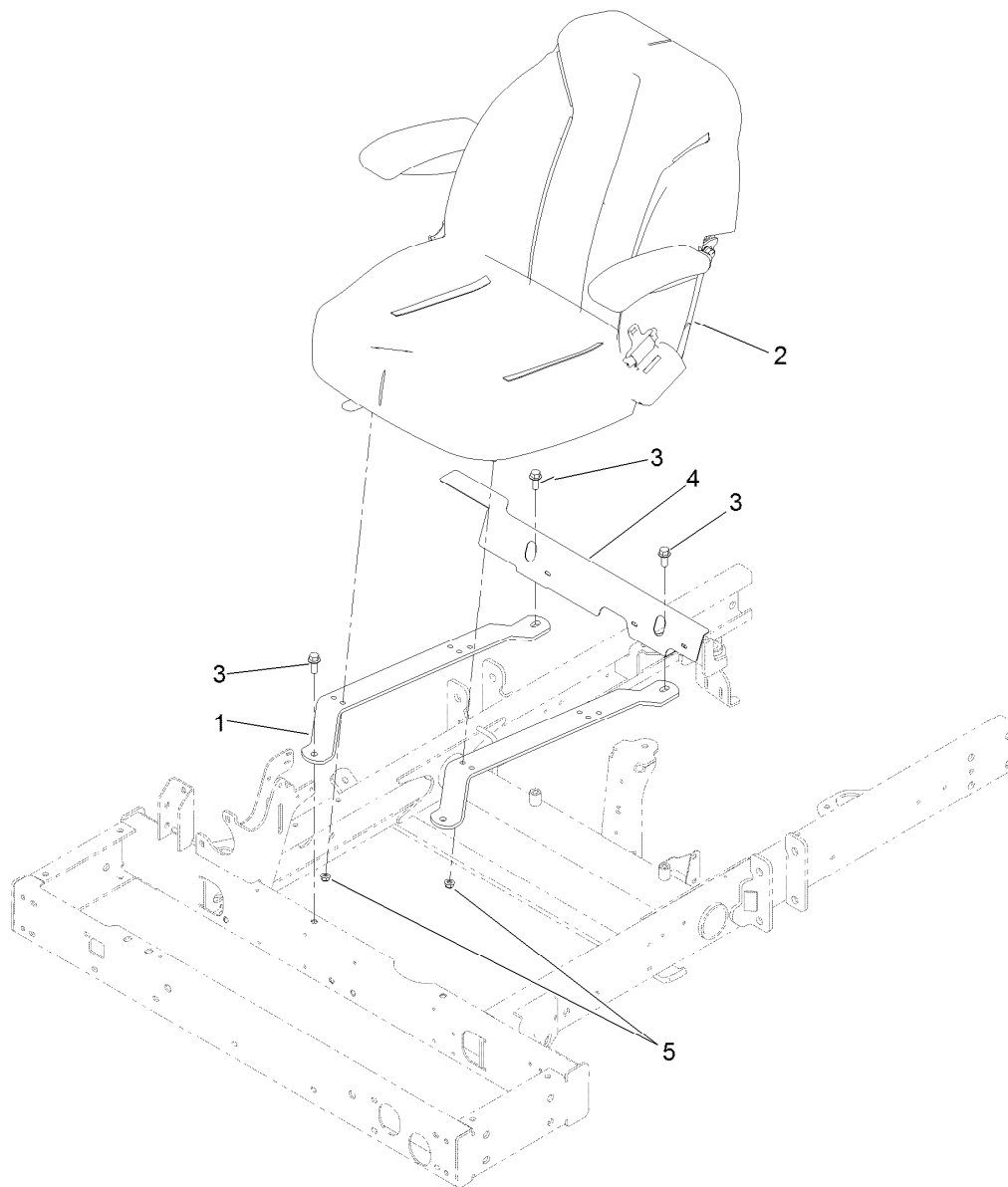
Control Panel Assembly



Control Panel Assembly (continued)

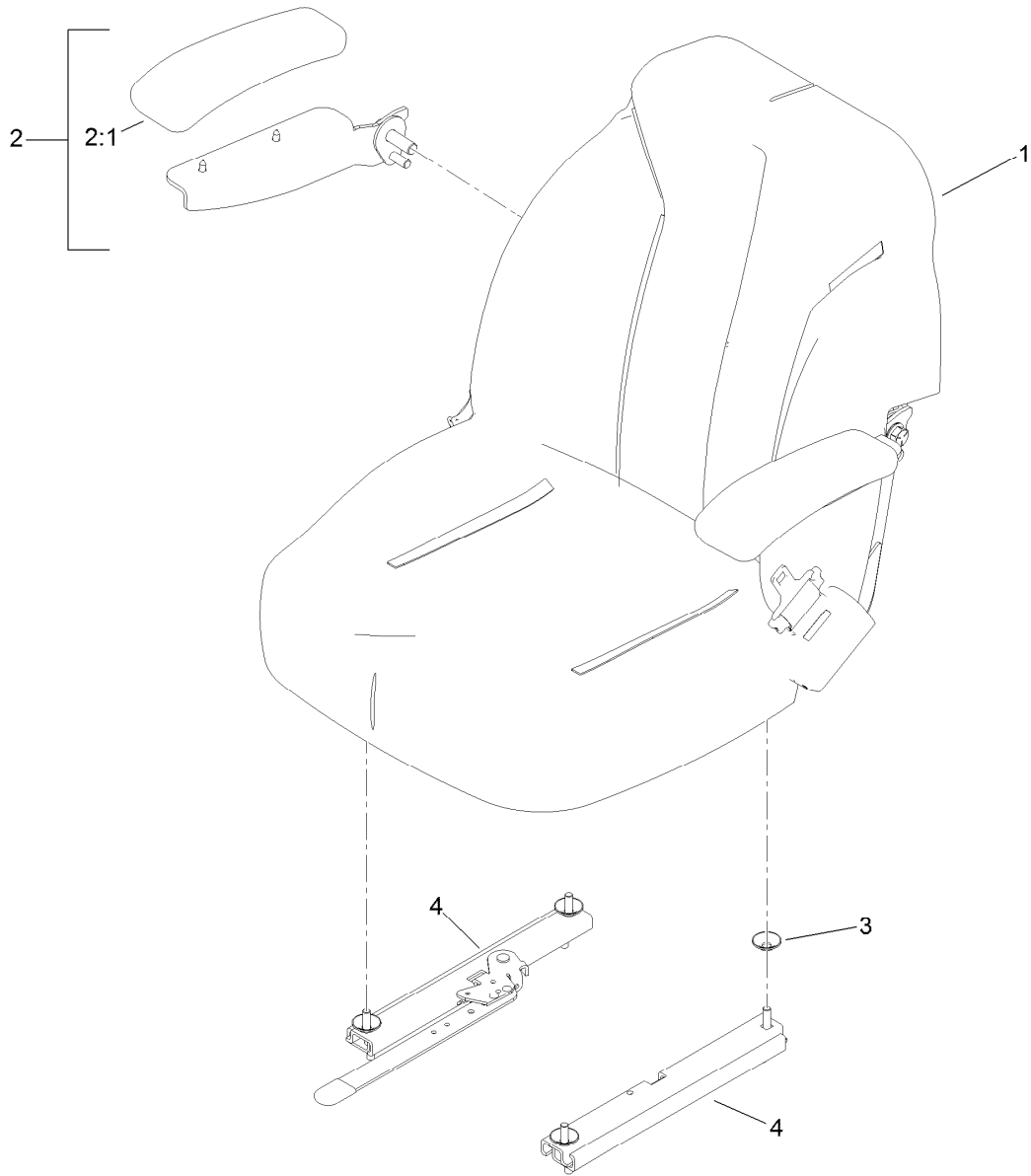
<i>Ref.</i>	<i>Part Number</i>	<i>Qty.</i>	<i>Description</i>	<i>Ref.</i>	<i>Part Number</i>	<i>Qty.</i>	<i>Description</i>
1	115-3496-03	1	Panel-Control	30	321-10	1	Screw-HH
3	121-3620	1	Decal-Console	31	3296-42	1	Nut-Lock, NI
5	3234-1	7	Screw-HHF	32	104-4817	1	Lever-Brake
6	32128-43	7	Nut-Flange	33	104-4628	2	Link-Brake, Parking
7	75-6820	1	Hourmeter	34	283-62	1	Pin-Clevis
8	32144-18	2	Screw-HWH	35	3256-23	3	Washer-Plain
9	93-9999	1	Switch-PTO	36	3272-10	1	Pin-Cotter
10	104-2541	1	Ignition Switch ASM	37	94-3829	1	Pin-Clevis
10:1	218-461	1	Nut-HH	38	3272-6	2	Pin-Cotter
10:2	3254-5	1	Washer-Lock	39	95-8900	1	Switch
11	63-8360	1	Key-Ignition	40	3256-21	4	Washer-Flat
12	100-8070	1	Lamp-Warning	41	32105-9	2	Screw-HH
13	100-8071	1	Lamp-Warning	42	3296-9	2	Nut-Hex
14	98-7611	1	Controller-Glow	43	95-8764-03	1	Support-Magnet
15	32144-10	5	Screw-HWH	44	95-8765	2	Bracket-Strike, Magnet
16	106-9277	1	Module-Control, Standard	45	95-8707	1	Cover-Dash
17	321-8	3	Screw-HH	46	95-8763	2	Bracket-Hold Down, Cover
18	32128-33	3	Nut-HF	48	58-4250	2	Catch-Magnetic
19	3290-134	2	Screw	49	95-8684	1	Pad-Bumper
20	104-0421	1	Plate-Stop, Throttle	50	3289-4	2	Screw-FH
21	138-1224	1	Cable-Throttle	51	42-3560	2	Bolt-Shoulder
23	3290-148	2	Nut-HF	53	233-42	1	Knob
24	3256-22	1	Washer-Flat	54	95-8633	1	Bracket-Valve, Actuator
25	99-3401	1	Lever-Lock	55	95-8635	1	Lever-Valve
26	3290-477	1	Washer-Curved	58	3269-5	4	Rivet-Pop
27	63-3410	1	Screw-Shoulder	59	104-7201	2	Nut-HF, NI
28	32128-32	3	Nut-HHF	99	3290-378	1	Tie-Cable ●
29	87-4710	1	Spacer-Brake, Parking	99	3290-379	1	Tie-Cable ●

● Not illustrated



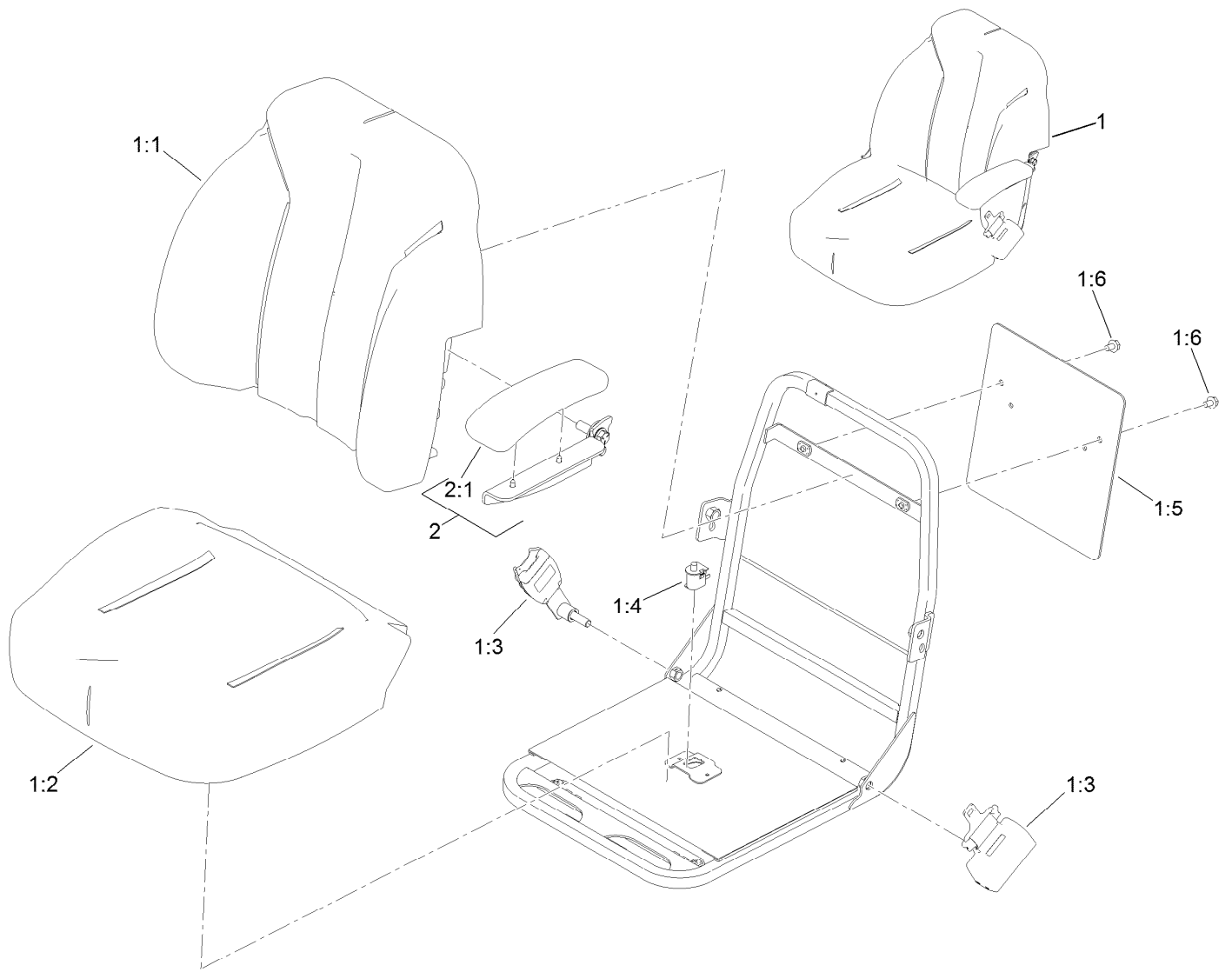
Seat Assembly

<i>Ref.</i>	<i>Part Number</i>	<i>Qty.</i>	<i>Description</i>
1	121-3665-03	2	Strap-Support, Seat
2	139-2679	1	Seat And Track ASM
3	3234-11	4	Screw-HHF
4	104-4833-03	1	Shield-Heat
5	104-8300	4	Nut-HF, NI



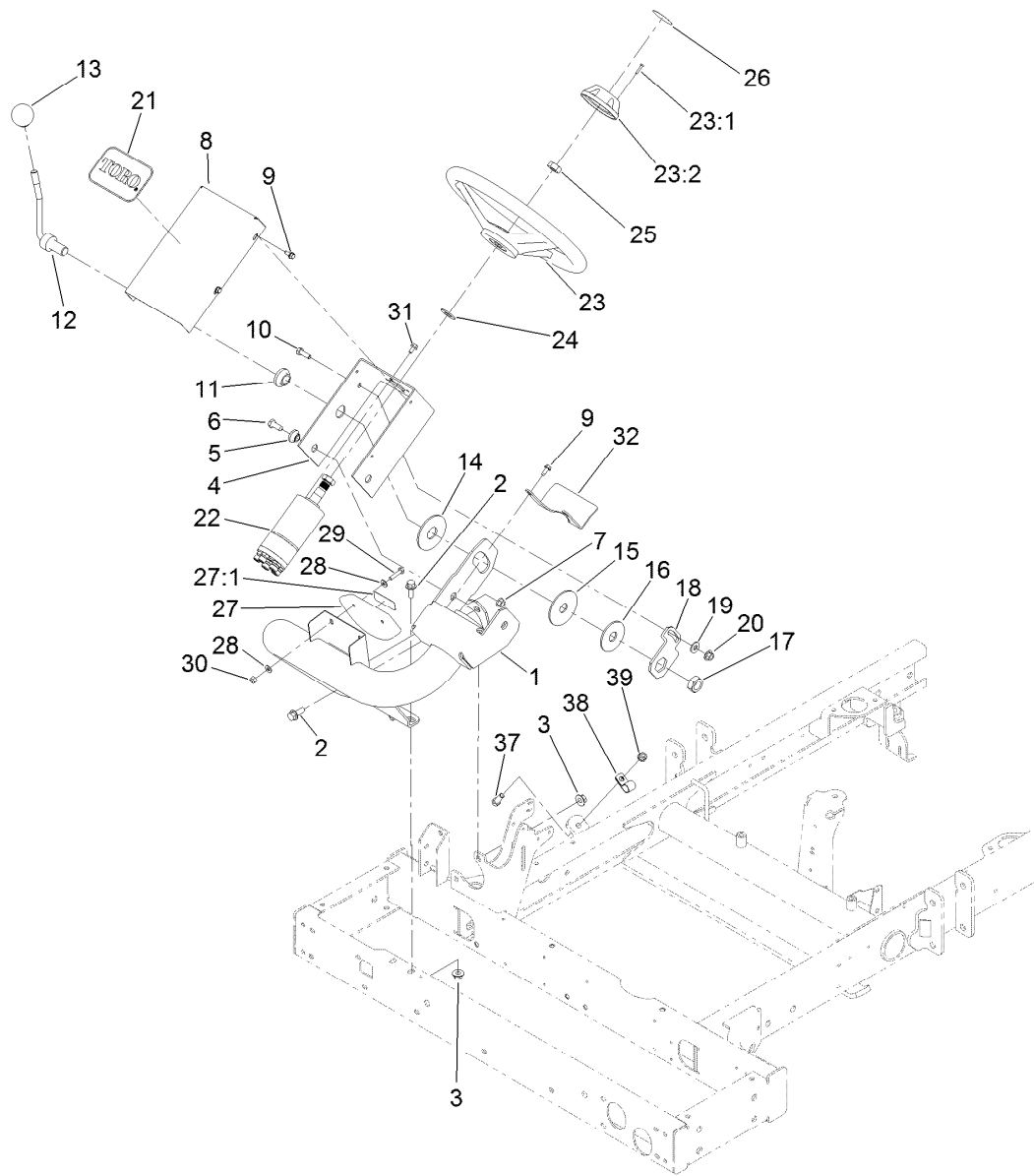
Seat and Track Assembly No. 139-2679

<i>Ref.</i>	<i>Part Number</i>	<i>Qty.</i>	<i>Description</i>
1	139-2700	1	Seat ASM
2	121-3658	1	RH Arm Rest Kit
2:1	110-4163	1	Cushion-Rest, Arm
3	136-9002	4	Spacer-Mounting
4	126-2177	1	Track-Seat



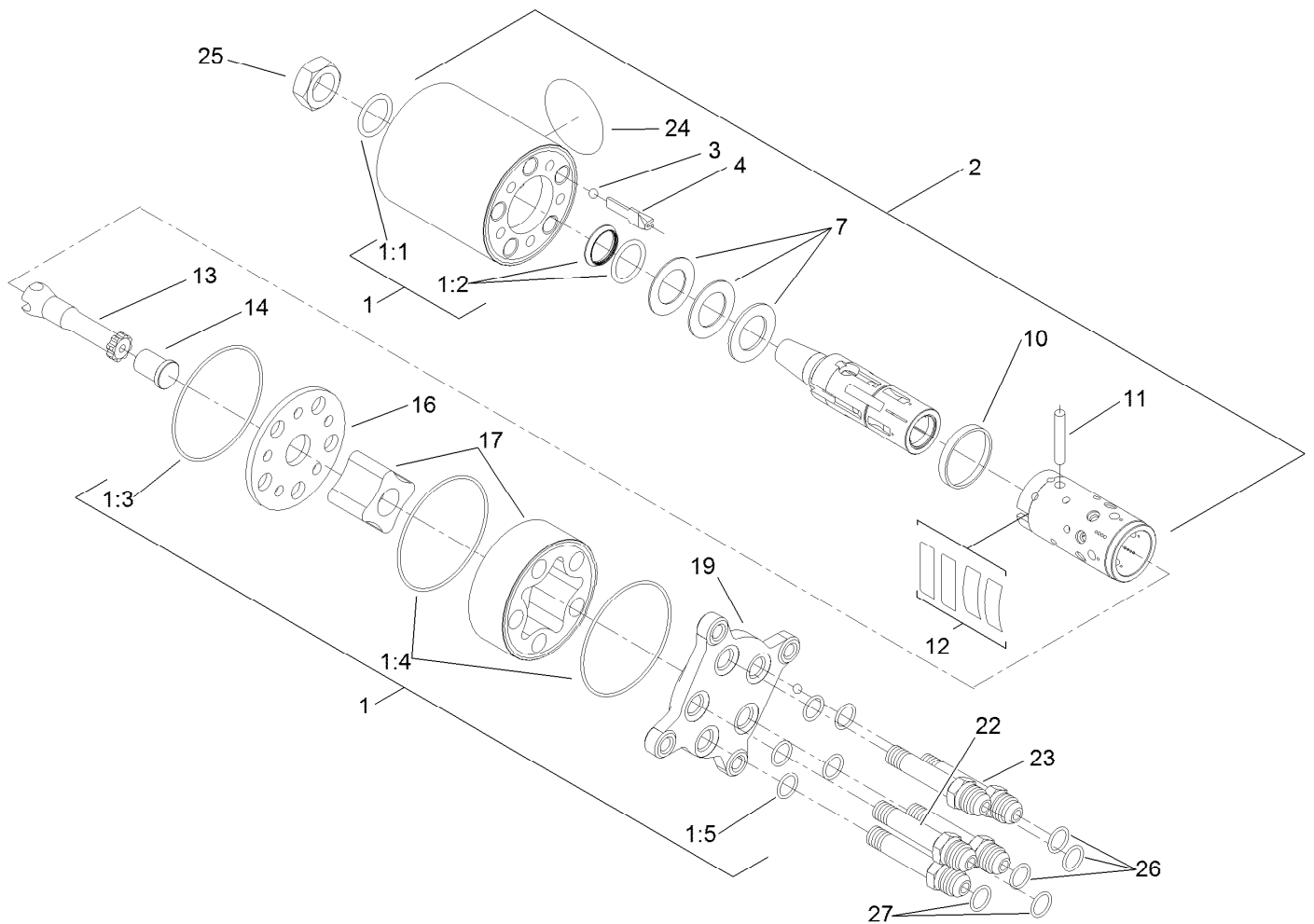
Seat Assembly No. 139-2700

Ref.	Part Number	Qty.	Description
1	139-2680	1	Seat ASM
1:1	139-2705	1	Cover-Seat, Back
1:2	139-2706	1	Cover-Seat, Bottom
1:3	139-2707	1	Seat Belt Kit
1:4	82-2190	1	Switch-Bail
1:5	139-2701	1	Plate-Decal
1:6	3234-30	2	Screw-HHF
2	121-3660	1	LH Arm Rest Kit
2:1	110-4163	1	Cushion-Rest, Arm



Steering Column Assembly

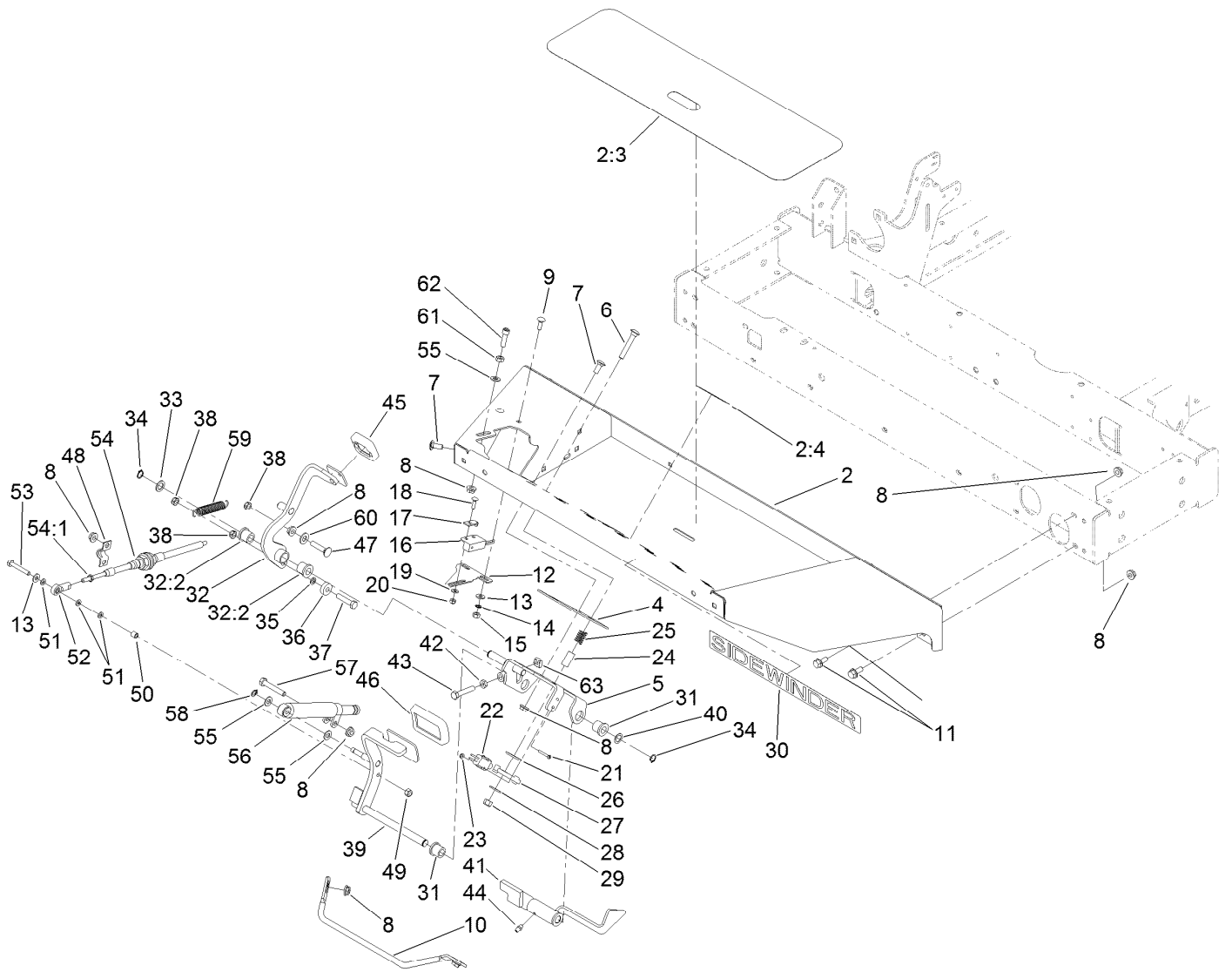
<i>Ref.</i>	<i>Part Number</i>	<i>Qty.</i>	<i>Description</i>	<i>Ref.</i>	<i>Part Number</i>	<i>Qty.</i>	<i>Description</i>
1	105-8536-01	1	Arm-Steering	21	67-1300	1	Decal
2	3234-11	4	Screw-HHF	22	121-7856	1	Steering Valve ASM
3	32128-43	4	Nut-Flange	23	75-0560	1	Steering Wheel ASM
4	104-5185-01	1	Bracket-Valve, Steering	23:1	32144-21	1	Screw
5	93-5988	2	Hub-Pivot	23:2	68-5140	1	Cap-Wheel, Steering
6	323-5	2	Screw-HH	24	3256-27	1	Washer-Flat
7	32128-21	2	Nut-HF Lock	25	3296-33	1	Nut-Lock, NI
8	95-8794-01	1	Cover-Valve, Steering	26	68-5370	1	Decal
9	32144-10	5	Screw-HWH	27	100-4929	1	Slope Indicator ASM
10	322-5	1	Screw-HH	27:1	121-3628	1	Decal-Angle
11	99-3502	1	Boss	27:1	121-3598	1	Decal-Danger, 17 Degree
12	95-8798-03	1	Lever-Steering	28	3256-22	4	Washer-Flat
13	233-48	1	Knob	29	321-7	2	Screw-HH
14	31-0390	1	Disc-Friction	30	3296-42	2	Nut-Lock, NI
15	82-9010	1	Disc-Friction	31	33103-012	4	Screw-HHF
16	80-2930	1	Washer-Flat	32	99-3405-01	1	Shield-Steering
17	3218-7	1	Nut-Jam	37	323-6	1	Screw-HH
18	80-2880	1	Bracket-Tilt	38	2412-41	1	Clamp-R
19	3256-3	1	Washer-Flat	39	3290-357	1	Nut-HSF
20	32128-44	1	Nut				



Steering Valve Assembly No. 121-7856

Ref.	Part Number	Qty.	Description	Ref.	Part Number	Qty.	Description
1	106-6716	1	Seal Kit	12		1	Springs ●
1:1		1	Ring-Seal, Dust ●	13		1	Shaft ●
1:2		1	Seal-Shaft ●	14		1	Spacer ●
1:3		1	O-Ring ●	16		1	Plate-Distributor ●
1:4		2	O-Ring ●	17		1	Gearwheel Set ●
1:5		5	O-Ring ●	19		1	Cover-End ●
2		1	Housing ●	22		1	Screw-Special ●
3		1	Ball ●	23		4	Screw-Special ●
4		1	Stop-Ball ●	24		1	Plate-Name ●
7		1	Bearing ASM ●	25	3296-33	1	Nut-Lock, NI
10		1	Ring ●	26	237-22	3	O-Ring
11		1	Pin-Cross ●	27	237-21	2	O-Ring

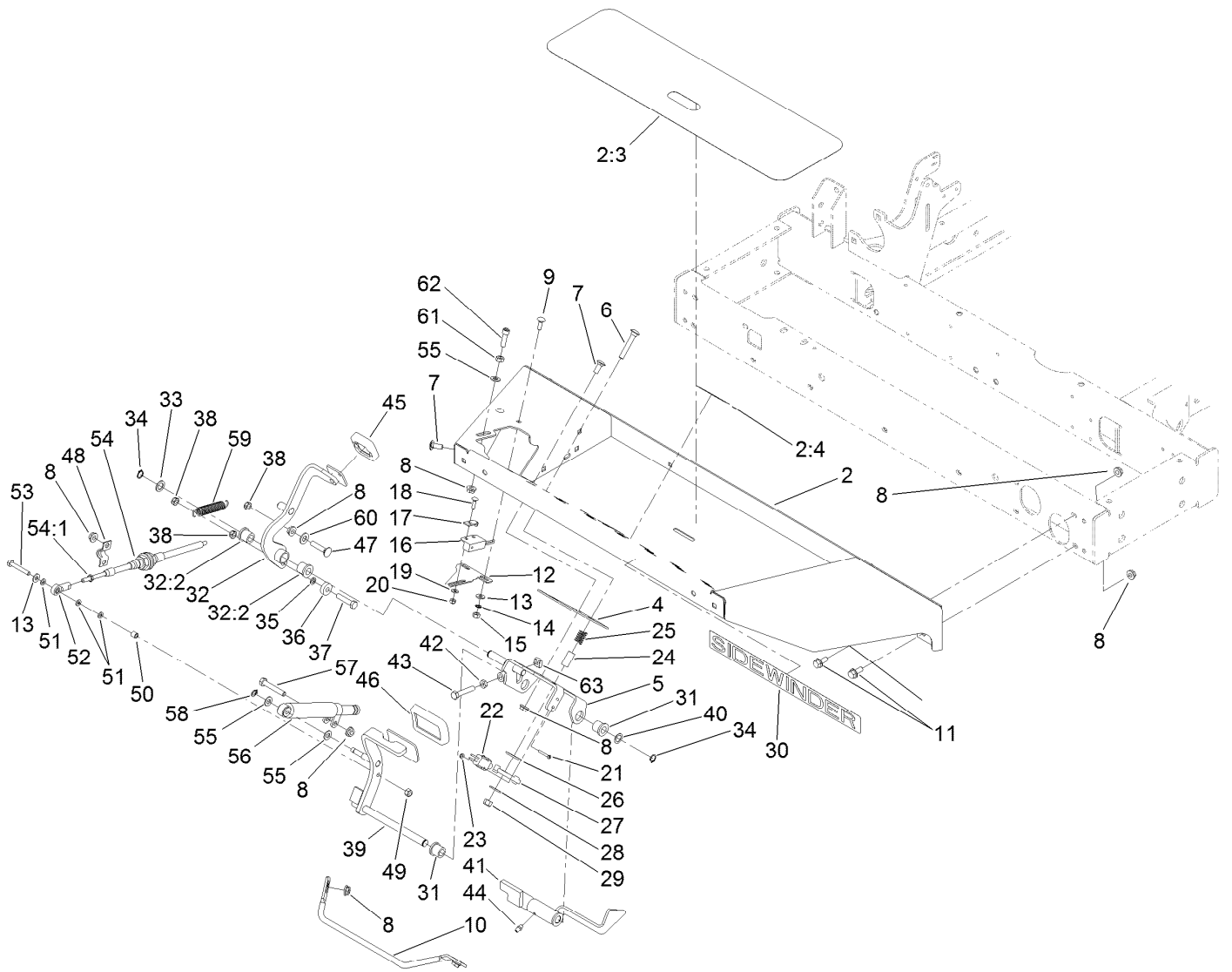
● Not serviced separately



Front Platform Assembly

Ref.	Part Number	Qty.	Description	Ref.	Part Number	Qty.	Description
2	106-4154	1	Floorplate ASM	19	3256-14	1	Washer-Flat
2:3	99-3478	1	Tread-Foot	20	3296-2	1	Nut-Lock, NI
2:4	99-3444	1	Decal-Mow / Transport	21	32105-9	2	Screw-HH
4	106-2661-01	1	Plate-Support	22	95-8900	1	Switch
5	95-8869-03	1	Bracket-Pedal, Traction	23	3296-9	2	Nut-Hex
6	3230-6	1	Bolt-CARR	24	95-8866	1	Tube-Arm, Rocker
7	3230-23	6	Bolt-CARR	25	65-9940	1	Spring
8	32128-20	20	Nut-HF	26	3256-40	1	Washer-Flat
9	3229-1	2	Screw-CARR	27	99-3593	1	Arm-Rocker
10	95-8893	1	Bar-Deflector	28	3256-3	1	Washer-Flat
11	3234-5	10	Screw-HHF	29	3296-29	1	Nut-Lock, NI
12	100-4871	1	Bracket-Switch, Neutral	30	99-3388	1	Decal
13	3256-22	3	Washer-Flat	31	256-243	2	Bearing-Flange
14	3255-7	2	Washer-Lock/EXT	32	99-3379	1	Pedal-Reverse ASM
15	3217-5	2	Nut-Hex	32:2	256-243	2	Bearing-Flange
16	100-1270	1	Switch-Proximity	33	41-8440	1	Washer
17	100-4872	1	Plate-Switch, Neutral	34	32151-84	2	Ring-Shaft, EXT
18	3229-34	1	Screw-CARR	35	75-5470	1	Spacer-Bearing

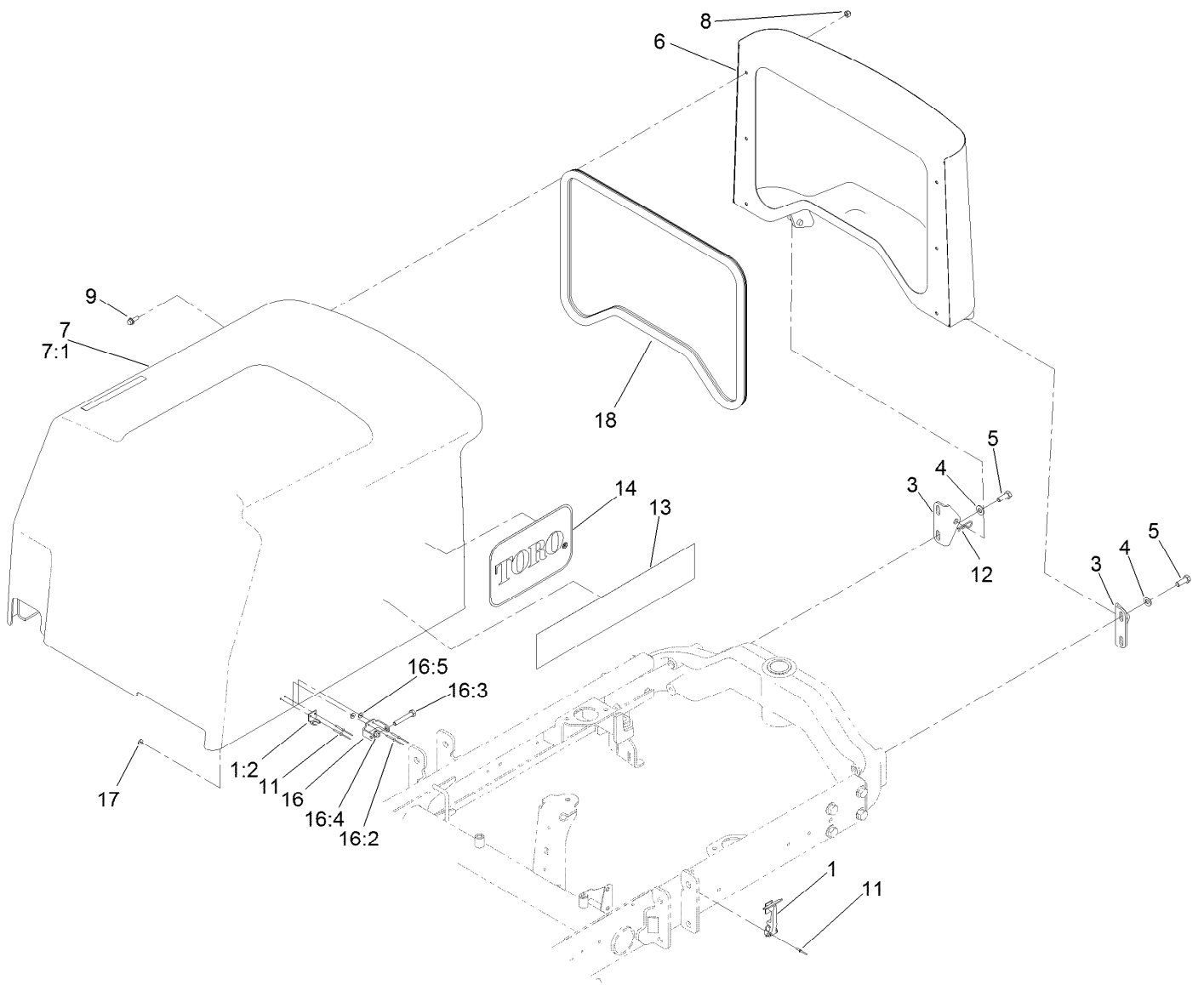
● Not illustrated



Front Platform Assembly (continued)

Ref.	Part Number	Qty.	Description	Ref.	Part Number	Qty.	Description
36	251-259	1	Bearing-Ball	51	33093-00	3	Washer-Flat
37	322-7	1	Screw-HH	52	2411-41	1	Rod End-Ball Joint
38	3296-47	3	Nut-Lock,NI	53	321-10	1	Screw-HH
39	104-4852-03	1	Pedal-Traction	54	100-4815	1	Cable-Control, Traction
40	73-0040	1	Washer-Thrust	54:1	3220-1	2	Nut-Jam
41	95-8861	1	Slide	55	3256-23	3	Washer-Plain
42	3218-2	1	Nut-Hex Jam	56	76-8870	1	Damper-Lever
43	322-41	1	Bolt-Hex,TAP	57	322-10	1	Screw-HH
44	302-5	1	Fitting-Grease	58	32151-3	1	Ring-Grip
45	74-9110	1	Pad-Pedal, Reverse	59	99-3476	1	Spring-Extension
46	74-9100	1	Pad-Pedal, Forward	60	3256-24	1	Washer-Plain
47	3230-27	1	Screw-CARR	61	3217-6	1	Nut-Hex
48	93-2092	1	Clamp-Cable	62	3274-22	1	Screw-HSH
49	3296-42	1	Nut-Lock, NI	63	99-3565	1	Nut-Square
50	99-3545	1	Spacer	99	3290-378	4	Tie-Cable ●

● Not illustrated

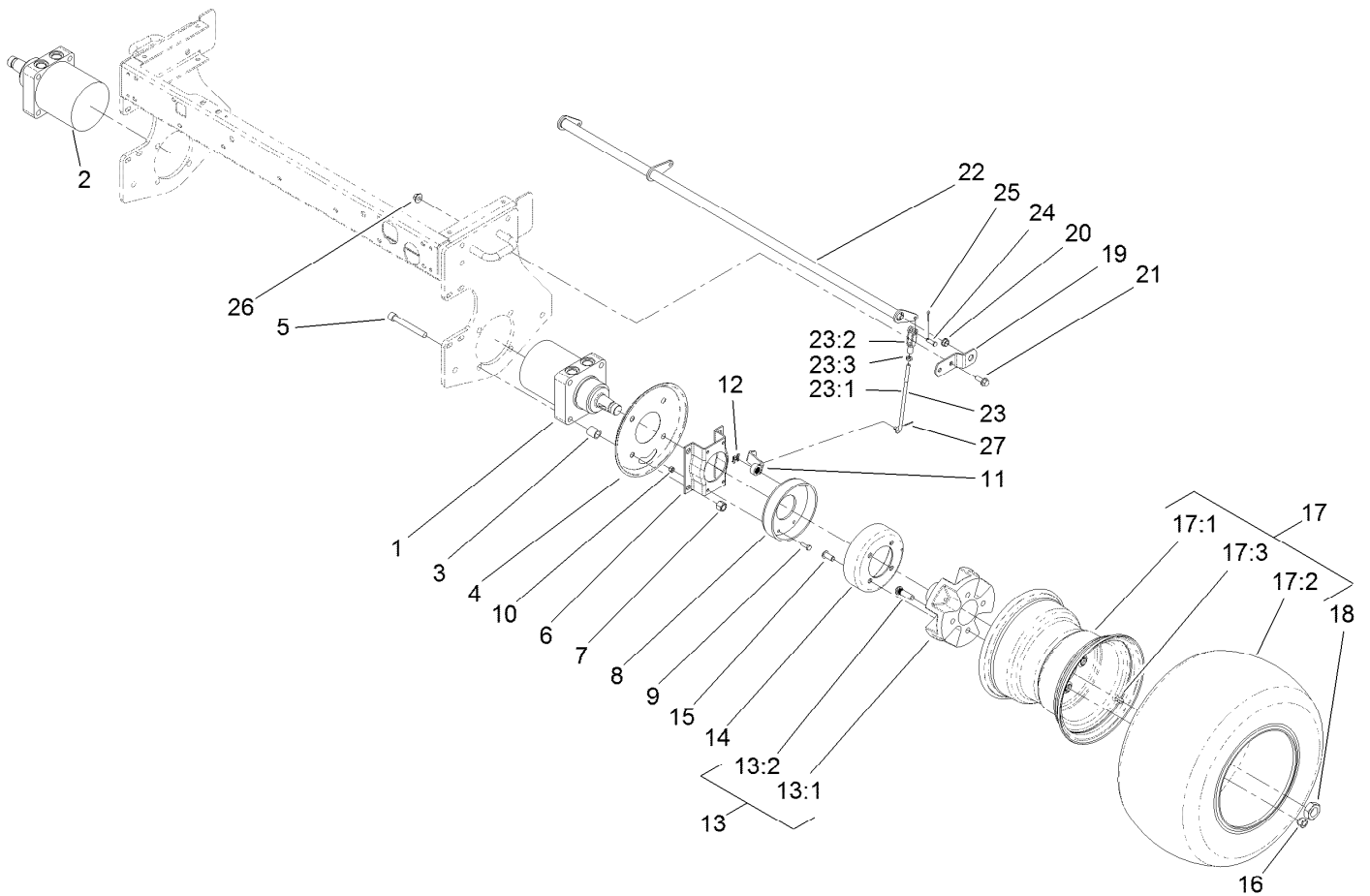


Hood Assembly

Ref.	Part Number	Qty.	Description	Ref.	Part Number	Qty.	Description
1	59-9740	2	Flex Draw Latch ASM	11	107-0333	4	Rivet-Pop
1:2	249-40	1	Keeper	12	3290-467	1	Pin-Hair
3	95-8728	2	Bracket-Pivot, Hood	13	104-5153	2	Decal-Hood
4	3256-24	4	Washer-Plain	14	66-6140	2	Decal
5	323-6	4	Screw-HH	16	119-2004	1	CE Latch Kit
6	95-8724-03	1	Screen-Hood	16:2	107-0333	2	Rivet-Pop
7	121-3633	1	Hood ASM	16:3	322-10	1	Screw-HH
7:1		1	Hood ■	16:4	3296-47	1	Nut-Lock,NI
7:1:1	106-8114	1	Heat Tape Repair Kit ●	16:5	3269-10	2	Washer-Back
8	3296-42	6	Nut-Lock, NI	17	3269-10	4	Washer-Back
9	3234-4	6	Screw-HHF	18	95-8809	1	Trim-Seal

● Not illustrated

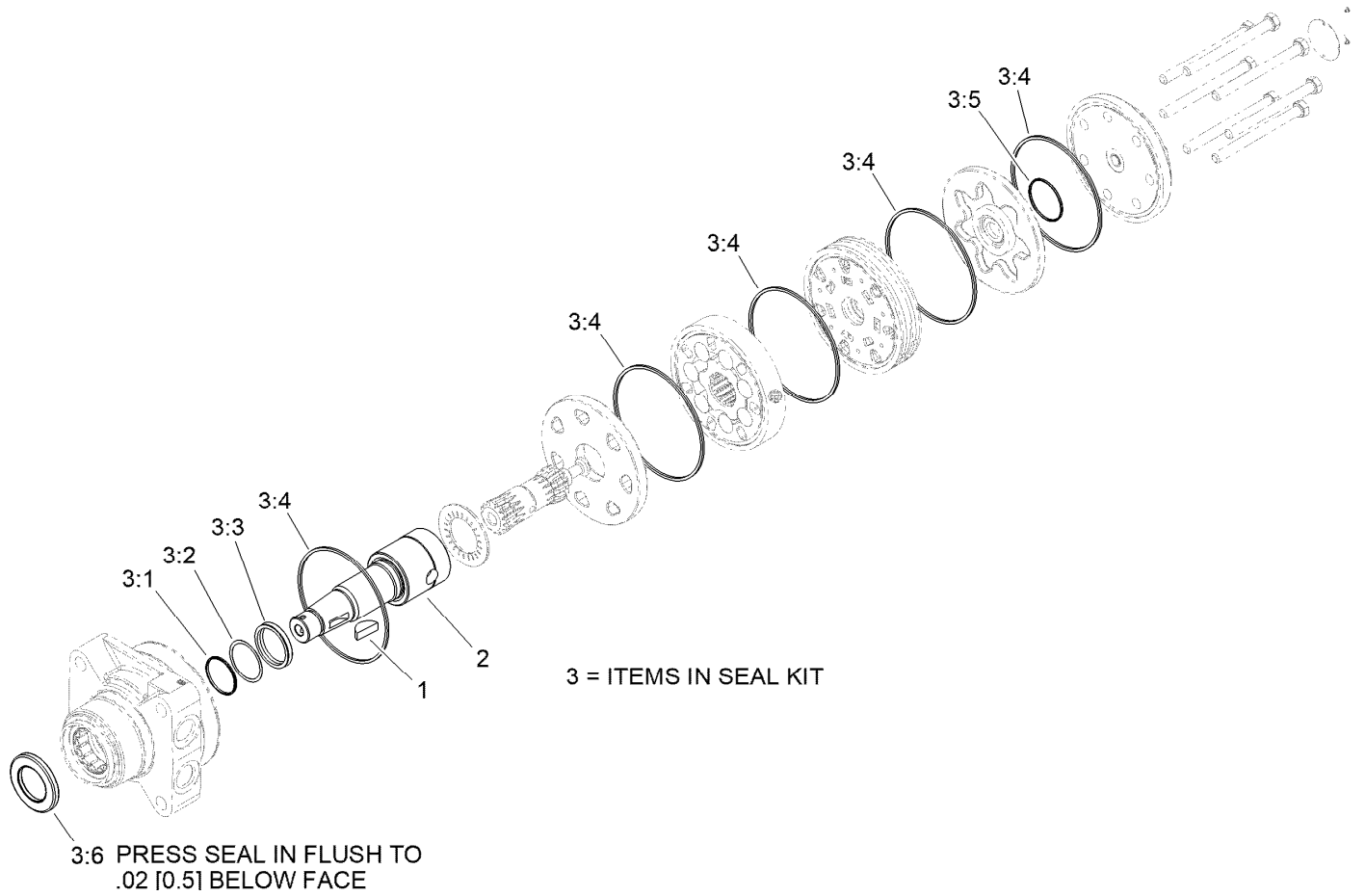
■ Not serviced separately



Front Wheel and Brake Assembly

Ref.	Part Number	Qty.	Description	Ref.	Part Number	Qty.	Description
1	110-8785	1	HYD Motor ASM (CCW)	17		2	Tire And Rim ASM ●
2	110-8786	1	HYD Motor ASM (CW)	17:1	121-3548	1	Rim
3	119-8238	8	Spacer-Deck Pulley	17:2	117-5125	1	Tire
4	104-0485-03	2	Shield-Wheel	17:3	232-27	1	Stem-Valve
5	3274-99	8	Screw-HSH	18	242-50	8	Nut-Lug
6	84-2000-03	2	Bracket-Brake	19	95-8683	2	Bracket-Pivot, Brake
7	3296-23	8	Nut-Lock, NI	20	256-156	2	Bushing-Flange
8	104-7705	2	Brake ASM	21	3234-11	4	Screw-HHF
9	321-5	8	Screw-HH	22	104-4625-03	1	Shaft-Pivot, Brake
10	3296-42	8	Nut-Lock, NI	23	115-6672	2	Brake Lever ASM
11	114-2726	2	Lever-Brake	23:1	104-4627	1	Rod-Adjusting
12	104-7706	2	E-Ring, Bowed	23:2	1-303105	1	Yoke-Adjustable
13		2	Wheel Hub/Stud ASM ●	23:3	3220-2	1	Nut-Jam
13:1	104-0462	1	Hub-Wheel, Spacer	24	283-1	2	Pin-Clevis
13:2	10-6830	4	Stud-Type, Drive	25	3272-10	2	Pin-Cotter
14	104-4809	2	Drum-Brake	26	32128-43	4	Nut-Flange
15	3274-105	8	Screw-HSBH	27	3272-6	2	Pin-Cotter
16	26-3790	2	Nut-Lock				

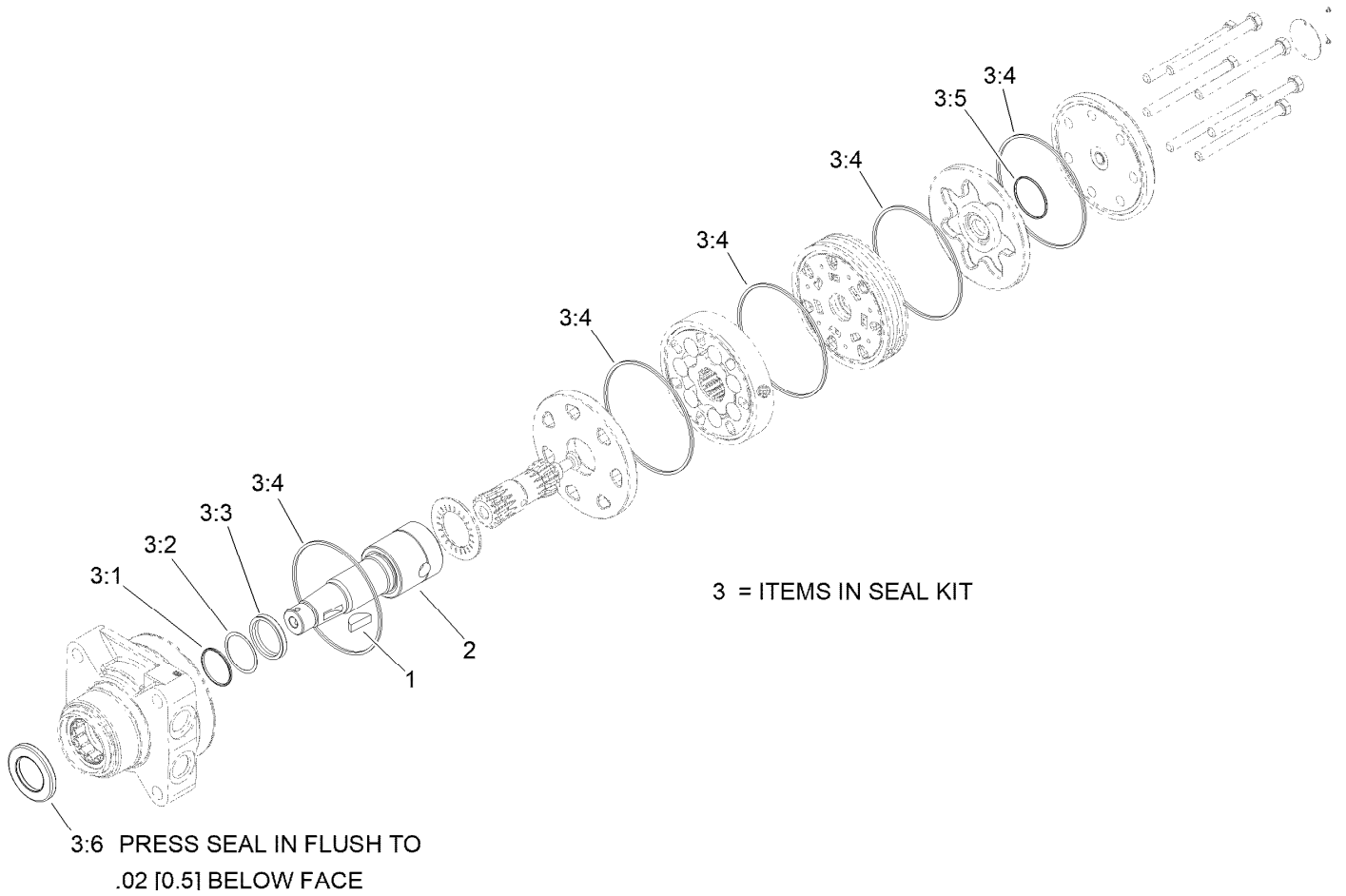
● Not serviced separately



Hydraulic Motor Assembly No. 110-8786

Ref.	Part Number	Qty.	Description
1	3257-42	1	Key-Woodruff
2	99-3090	1	Shaft-Coupling
3	100-6131	1	Seal Kit
3:1		1	Ring-Back Up ●
3:2		1	Washer-Back Up ●
3:3		1	Seal-Shaft ●
3:4		5	Seal-Ring ●
3:5		1	Seal-Commutator ●
3:6		1	Seal-Dirt And Water ●

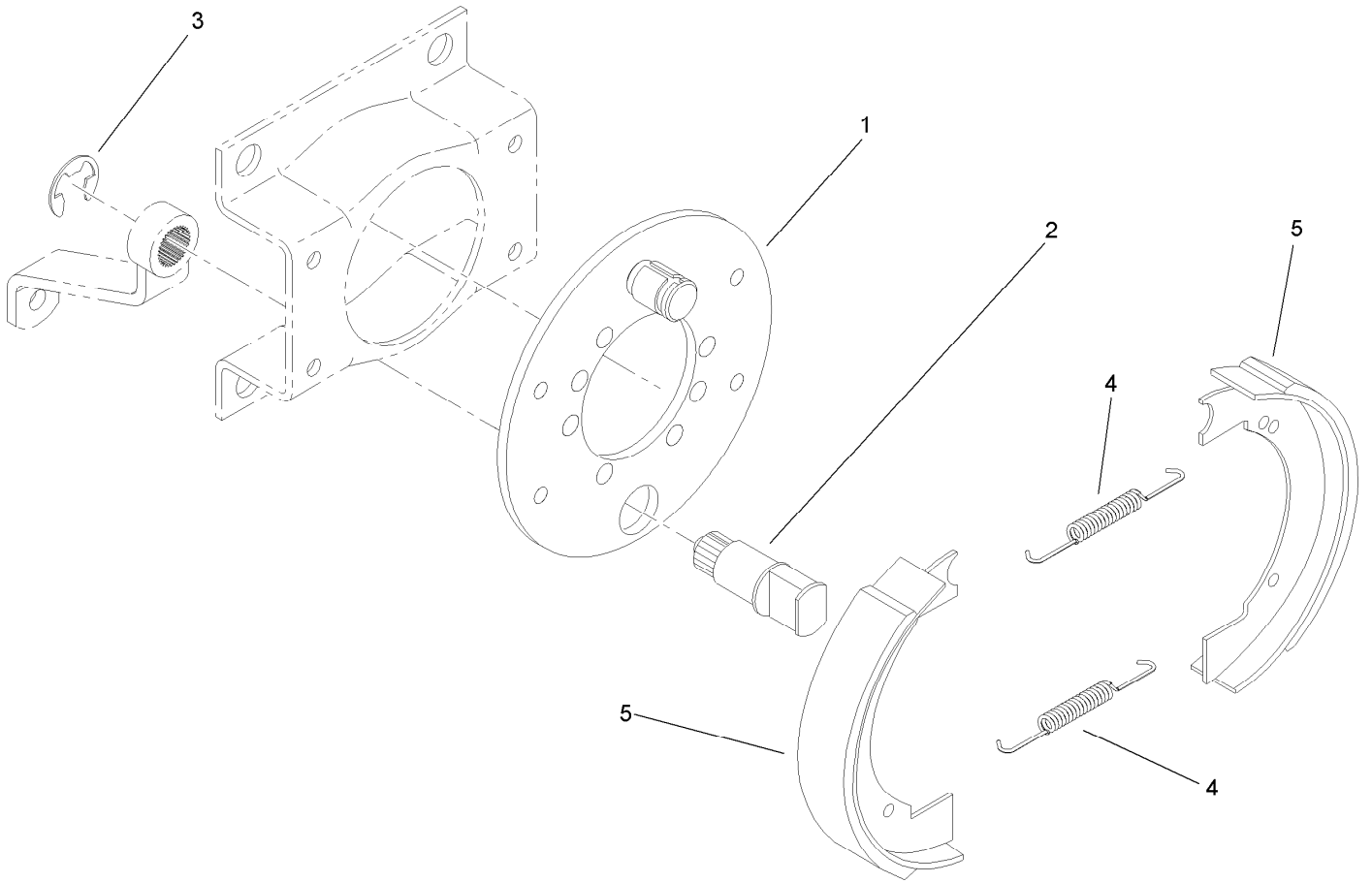
● Not serviced separately



Hydraulic Motor Assembly No. 110-8785

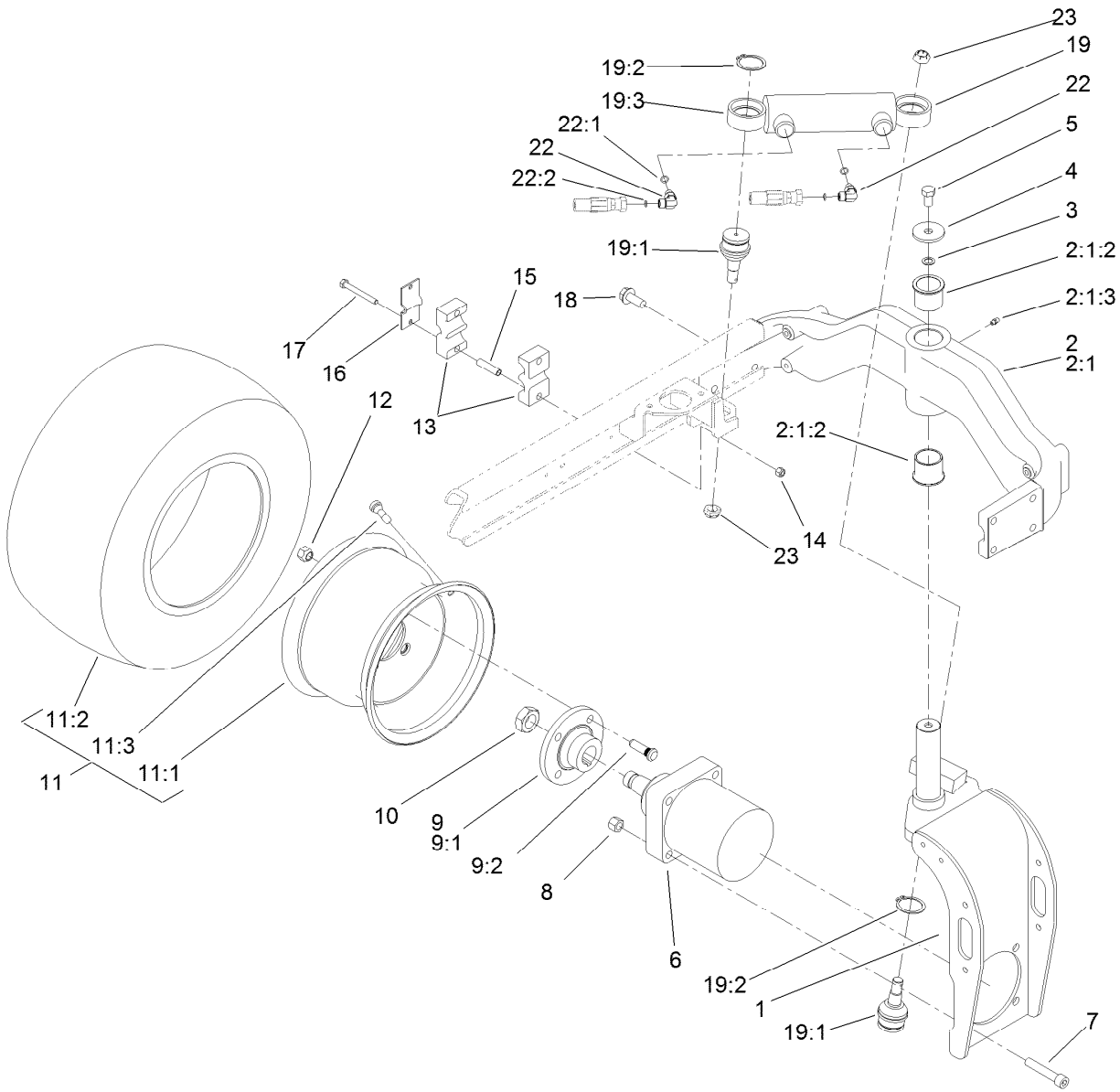
Ref.	Part Number	Qty.	Description
1	3257-42	1	Key-Woodruff
2	99-3090	1	Shaft-Coupling
3	100-6131	1	Seal Kit
3:1		1	Ring-Back Up ●
3:2		1	Washer-Back Up ●
3:3		1	Seal-Shaft ●
3:4		5	Seal-Ring ●
3:5		1	Seal-Commutator ●
3:6		1	Seal-Dirt And Water ●

● Not serviced separately



Brake Assembly No. 104-7705

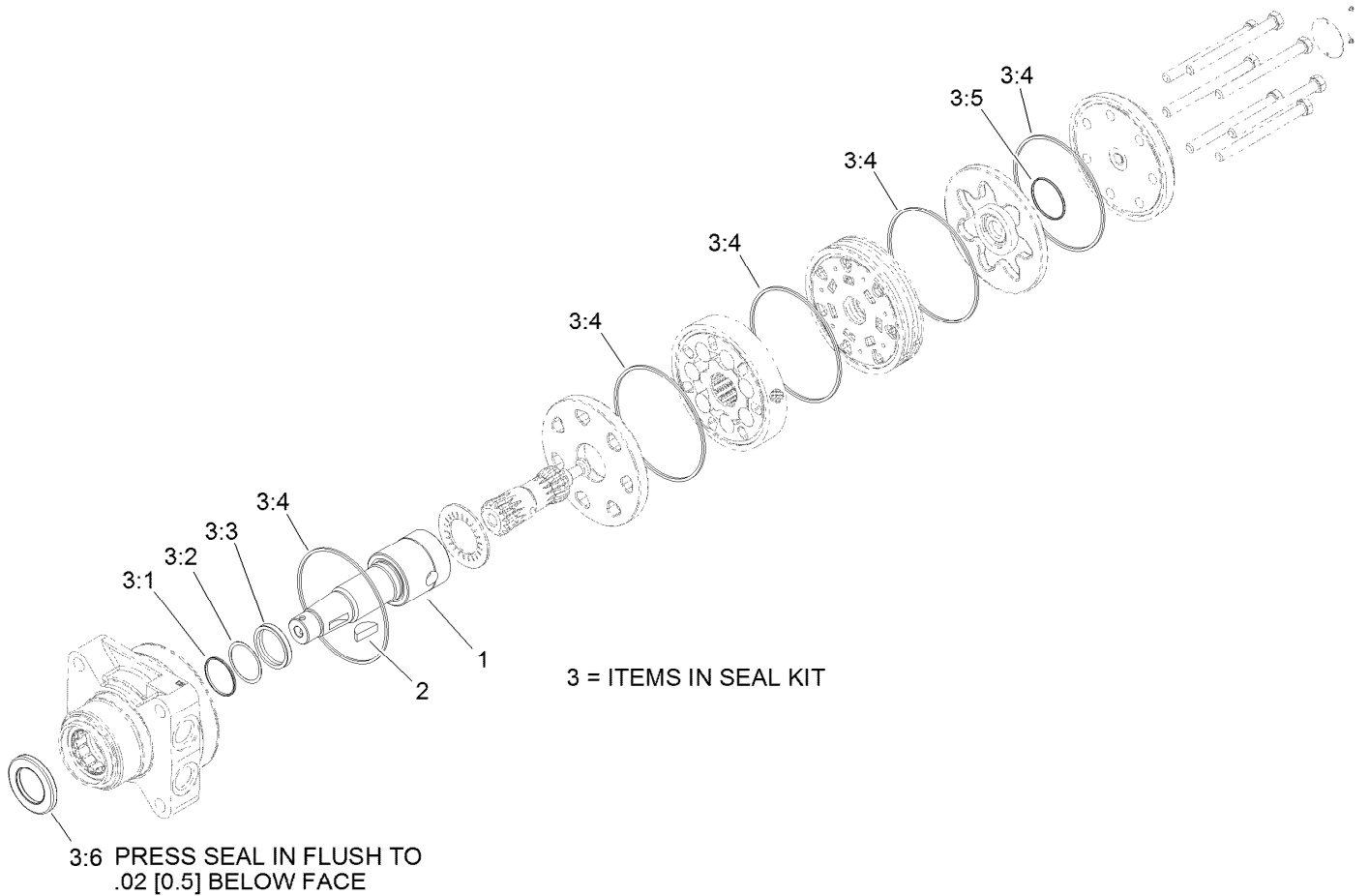
<i>Ref.</i>	<i>Part Number</i>	<i>Qty.</i>	<i>Description</i>
1	70-9870	1	Plate-Backing
2	104-7707	1	Shaft-Cam, Brake
3	104-7706	1	E-Ring, Bowed
4	70-9880	2	Spring-Return
5	70-9840	2	Shoe-Brake



Rear Fork and Tire Assembly

Ref.	Part Number	Qty.	Description	Ref.	Part Number	Qty.	Description
1	95-8905-01	1	Fork-Rear	11:2	115-1572	1	Tire
2	107-7828-03	1	Casting-Rear	11:3	232-27	1	Stem-Valve
2:1		1	Rear Casting ASM ●	12	242-50	4	Nut-Lug
2:1:2	95-8805	2	Bushing	13	82-8170	2	Clamp
2:1:3	302-5	1	Fitting-Grease	14	3296-29	2	Nut-Lock, NI
3	3255-2	1	Washer-Lock, EXT	15	93-7960	2	Spacer
4	75-7730	1	Washer-Thrust	16	93-7961	1	Clamp-Drain, Case
5	325-3	1	Screw-HH	17	322-13	2	Screw-HH
6	95-8694	1	HYD Motor ASM	18	3234-38	8	Screw-HHF
7	3274-93	4	Screw-HSH	19		1	Steering Cylinder ASM ●
8	3296-23	4	Nut-Lock, NI	19:1	121-3605	2	Ball Joint
9	18-3209	1	Wheel Hub/Stud ASM	19:2	32151-104	2	Ring-Retaining, External
9:1	10-6870-03	1	Hub-Wheel	19:3	121-3653	1	Cylinder-HYD
9:2	10-6830	4	Stud-Type, Drive	22	340-132	2	Fitting-Elbow, 90 DEG
10	26-3790	1	Nut-Lock	22:1	237-78	1	O-Ring
11		1	Wheel And Tire ASM ●	22:2	237-21	1	O-Ring
11:1	117-5129	1	Rim	23	121-3611	2	Nut-Hex, Flextop

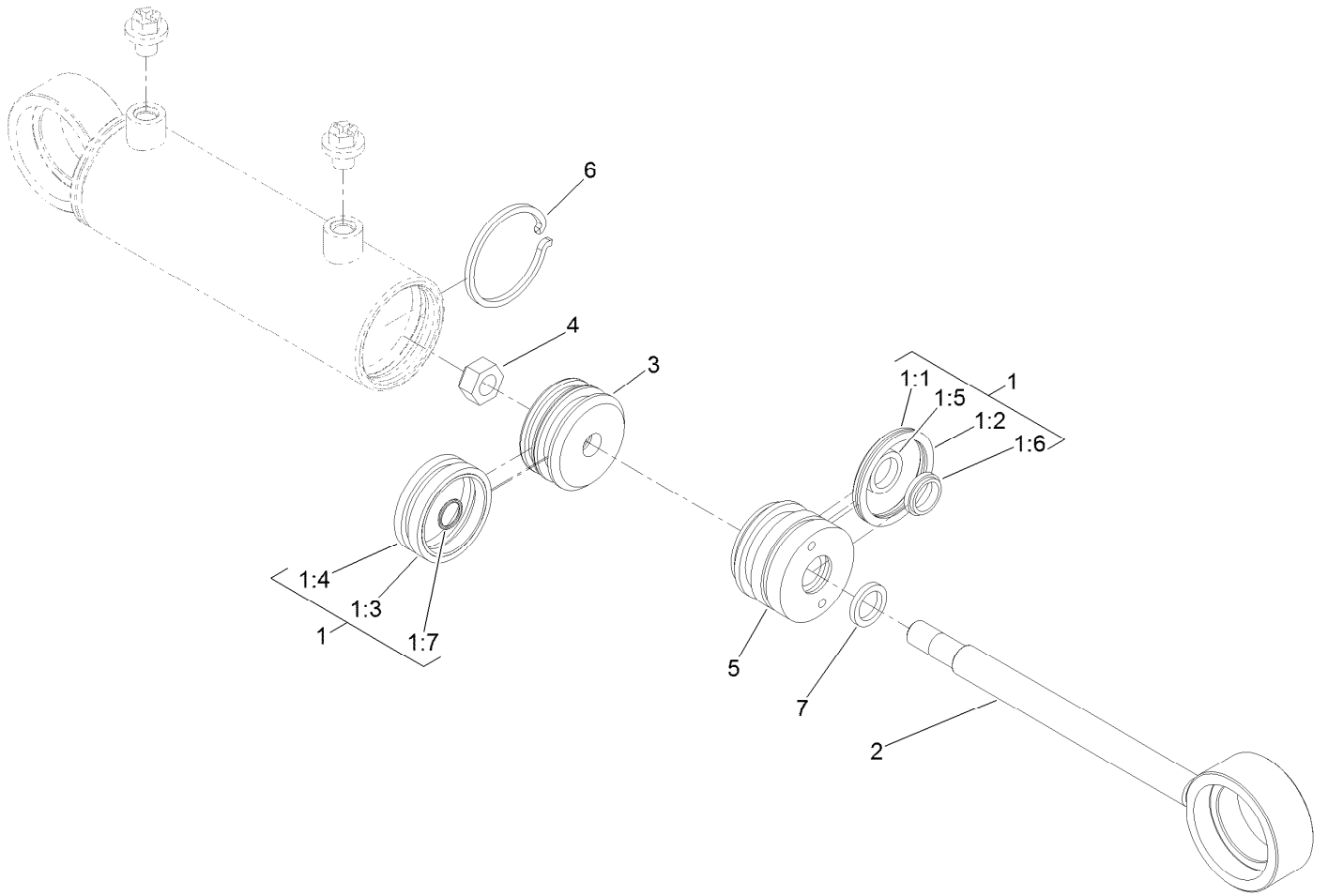
● Not serviced separately



Hydraulic Motor Assembly No. 95-8694

<i>Ref.</i>	<i>Part Number</i>	<i>Qty.</i>	<i>Description</i>
1	99-3090	1	Shaft-Coupling
2	3257-42	1	Key-Woodruff
3	100-6131	1	Seal Kit
3:1		1	Ring-Back Up ●
3:2		1	Washer-Back Up ●
3:3		1	Seal-Shaft ●
3:4		5	Seal-Ring ●
3:5		1	Seal-Commutator ●
3:6		1	Seal-Dirt And Water ●

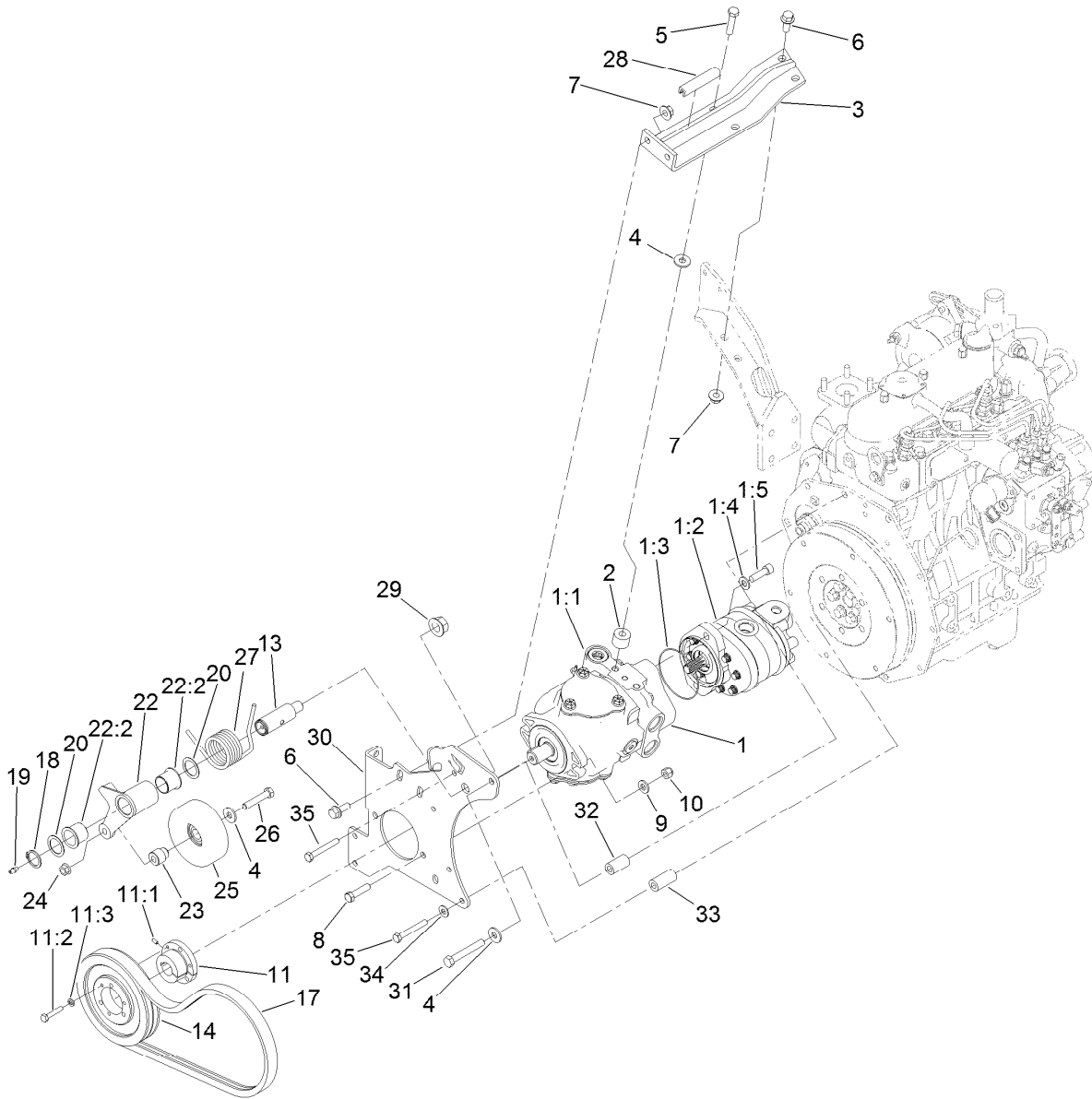
● Not serviced separately



Hydraulic Cylinder Assembly No. 121-3653

<i>Ref.</i>	<i>Part Number</i>	<i>Qty.</i>	<i>Description</i>
1	136-3278	1	Seal Kit
1:1		1	O-Ring ●
1:2		1	Backup ●
1:3		1	Psp Seal ●
1:4		1	Wear Ring ●
1:5		1	Bt Seal ●
1:6		1	Dust Seal ●
1:7		1	O-Ring ●
2		1	Rod ●
3		1	Piston ●
4		1	Head ●
5		1	Lock Nut ●
6		1	Retaining Ring ●
7		1	Square O-Ring ●

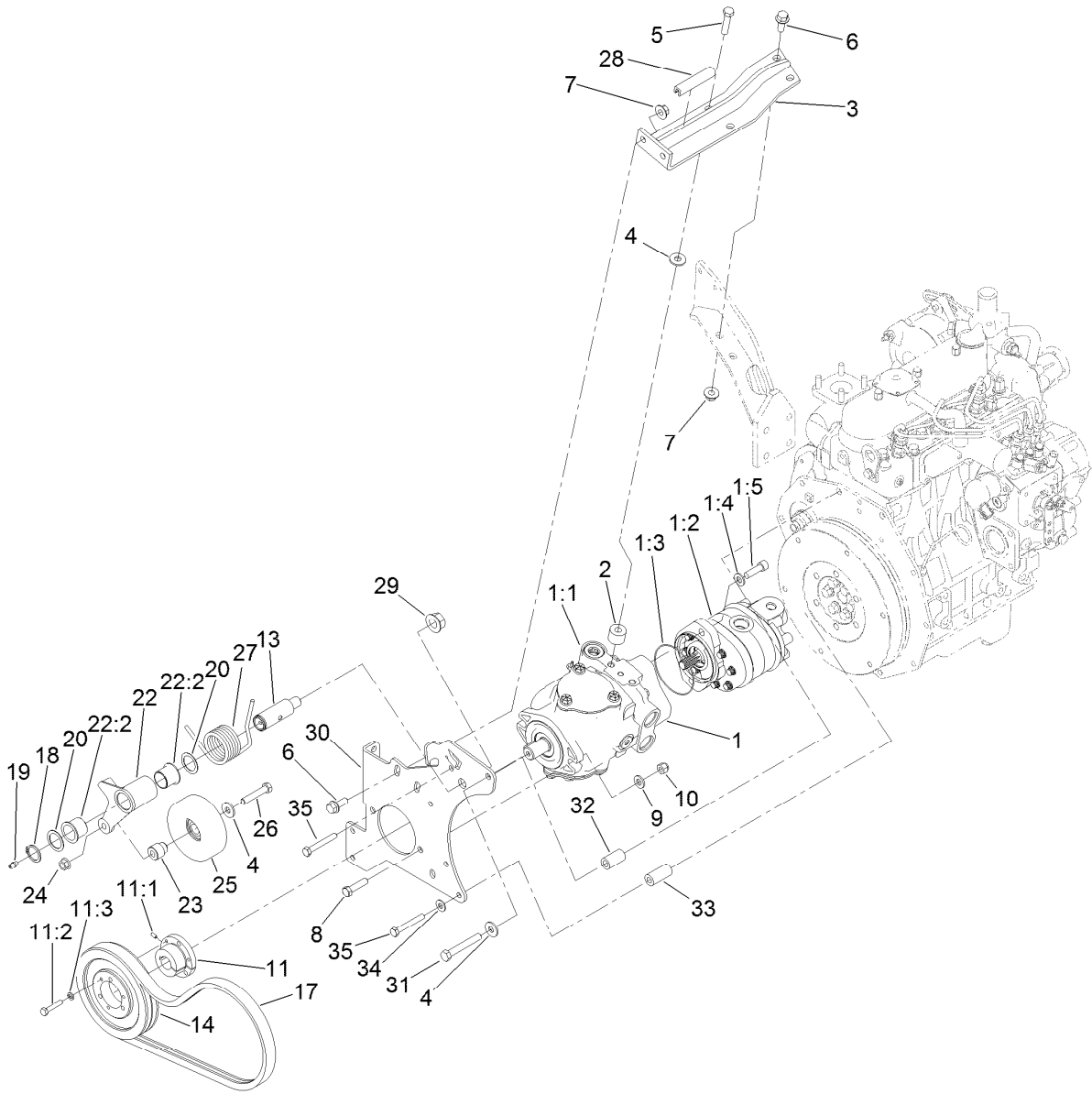
● Not serviced separately



Hydrostat Assembly

Ref.	Part Number	Qty.	Description	Ref.	Part Number	Qty.	Description
1		1	Tandem Pump ASM ●	11:3	3253-3	3	Washer-Lock
1:1	104-4890	1	Piston Pump ASM	13	99-3529	1	Shaft-Pivot, Idler
1:2	95-8601	1	Gear Pump ASM	14	93-6841	1	Pulley
1:3	60-3520	1	O-Ring	17	95-8730	1	V-Belt
1:4	3256-24	2	Washer-Plain	18	32151-36	1	Ring-Retaining
1:5	3274-1	2	Screw-HSH	19	302-5	1	Fitting-Grease
2	99-3440	2	Spacer	20	74-1810	2	Washer
3	99-3436-03	1	Support-Pump	22	137-1653	1	Idler Arm ASM
4	80-6990	4	Washer-Hardened	22:2	126-1963	2	Bushing-Pivot
5	323-19	2	Screw-HH	23	95-8806	1	Spacer
6	3234-11	4	Screw-HHF	24	32128-21	1	Nut-HF Lock
7	32128-43	4	Nut-Flange	25	95-8802	1	Pulley-Idler
8	323-8	2	Screw-HH	26	323-10	1	Screw-HH
9	100-4852	2	Washer-Hardened	27	95-8917	1	Spring-Torsion
10	3296-39	2	Nut-Lock, NI	28	70-2041	1	Trim - Edge
11	93-6842	1	Bushing-Lock, Taper	29	32128-54	1	Nut-HF
11:1	3245-36	1	Screw-Set, HSH	30	95-8933-03	1	Plate-Mount, Pump
11:2	321-13	3	Screw-HH	31	42-9370	1	Screw-HH

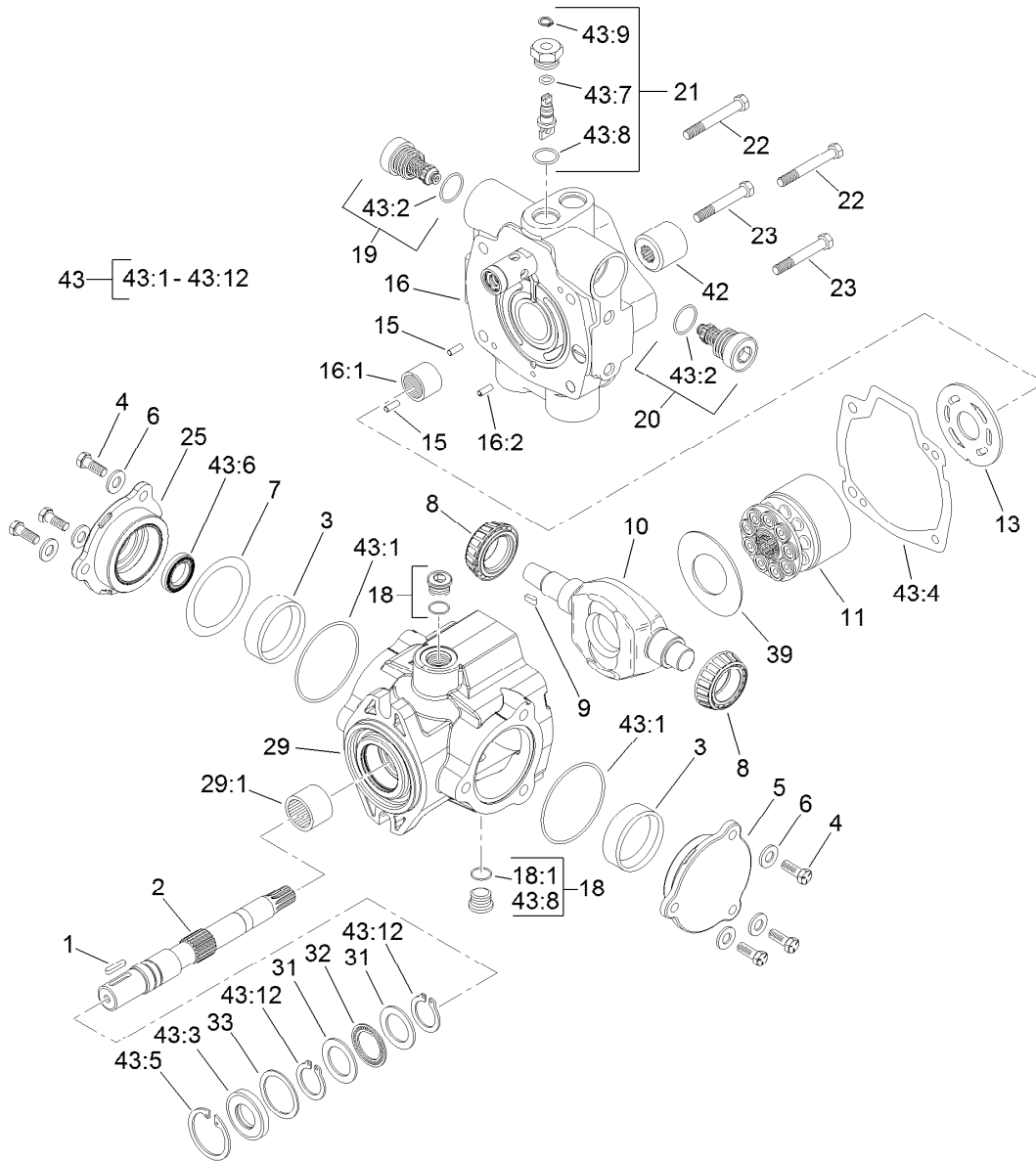
● Not serviced separately



Hydrostat Assembly (continued)

<i>Ref.</i>	<i>Part Number</i>	<i>Qty.</i>	<i>Description</i>	<i>Ref.</i>	<i>Part Number</i>	<i>Qty.</i>	<i>Description</i>
32	95-8736	1	Spacer	34	87-8640	3	Washer-Flat
33	95-8941	4	Spacer-Mount, Pump	35	33114-060	4	Screw-HH

● Not serviced separately

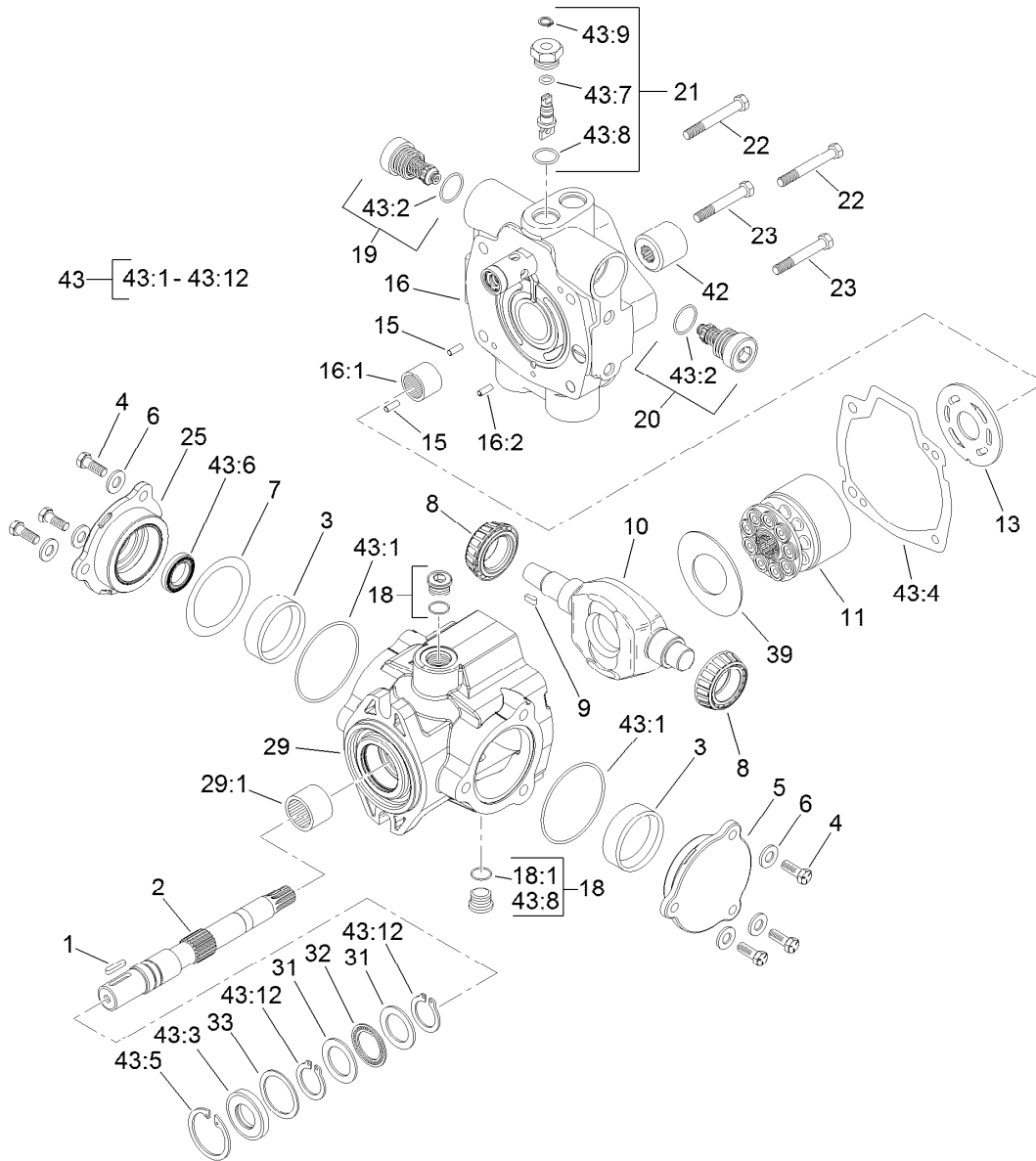


Hydraulic Pump Assembly No. 104-4890

Ref.	Part Number	Qty.	Description	Ref.	Part Number	Qty.	Description
1	94-3645	1	Key	19	104-4889	1	Relief Valve ASM
2	94-6359	1	Shaft-Drive	20	105-3812	1	Valve-Check
3	104-4046	2	Bearing-Cup	21	105-3811	1	Valve-Bypass
4	98-4640	6	Screw-Cap	22	76-6170	2	Capscrew
5	98-4644	1	Plate-Cover	23	76-6160	2	Capscrew
6	105-9762	6	Washer	25	98-4645	1	Plate-Cover
7	100-3182	2	Shim Kit	29	100-3176	1	Housing ASM
8	98-4639	2	Bearing-Cone	29:1	94-6363	1	Bearing
9	94-3646	1	Key	31	252-71	2	Washer-Thrust
10	104-4888	1	Swashplate	32	252-66	1	Bearing-Thrust
11	76-6070	1	Rotating Kit	33	33-3720	1	Washer
13	104-0429	1	Plate-Valve	39	98-4635	1	Insert-Plate, Cam
15	76-6150	2	Pin-Dowel	42	74-9040	1	Coupler
16	105-3813	1	Endcover Sub ASM	43	120-5754	1	Seal Kit
16:1	94-6368	1	Bearing	43:1		2	O-Ring ■
16:2		1	Pin-Roll ■	43:2		2	O-Ring ■
18	74-9280	2	Plug ASM	43:3		1	Seal-Shaft ■
18:1		1	O-Ring ■	43:4		1	Gasket ■

● Not illustrated

■ Not serviced separately



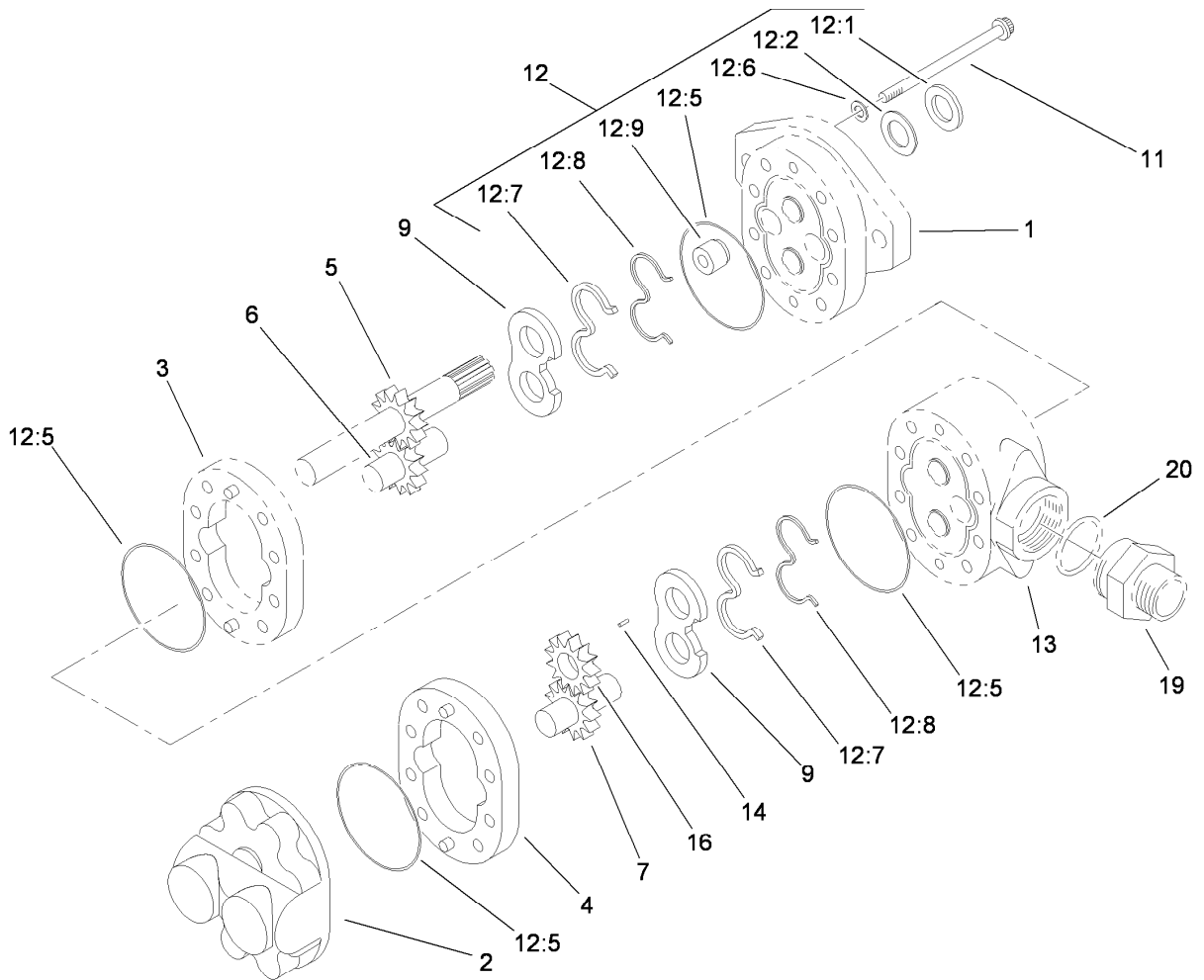
Hydraulic Pump Assembly No. 104-4890 (continued)

Ref.	Part Number	Qty.	Description
43:5		1	Ring-Retaining ■
43:6		1	Seal-Shaft ■
43:7		1	O-Ring ■
43:8		5	O-Ring ■
43:9		1	Ring-Retaining ■

Ref.	Part Number	Qty.	Description
43:10		1	O-Ring ●■
43:11		1	O Ring-Molded ●■
43:12		2	Ring-Retaining ■
43:13		1	O-Ring ■●

● Not illustrated

■ Not serviced separately

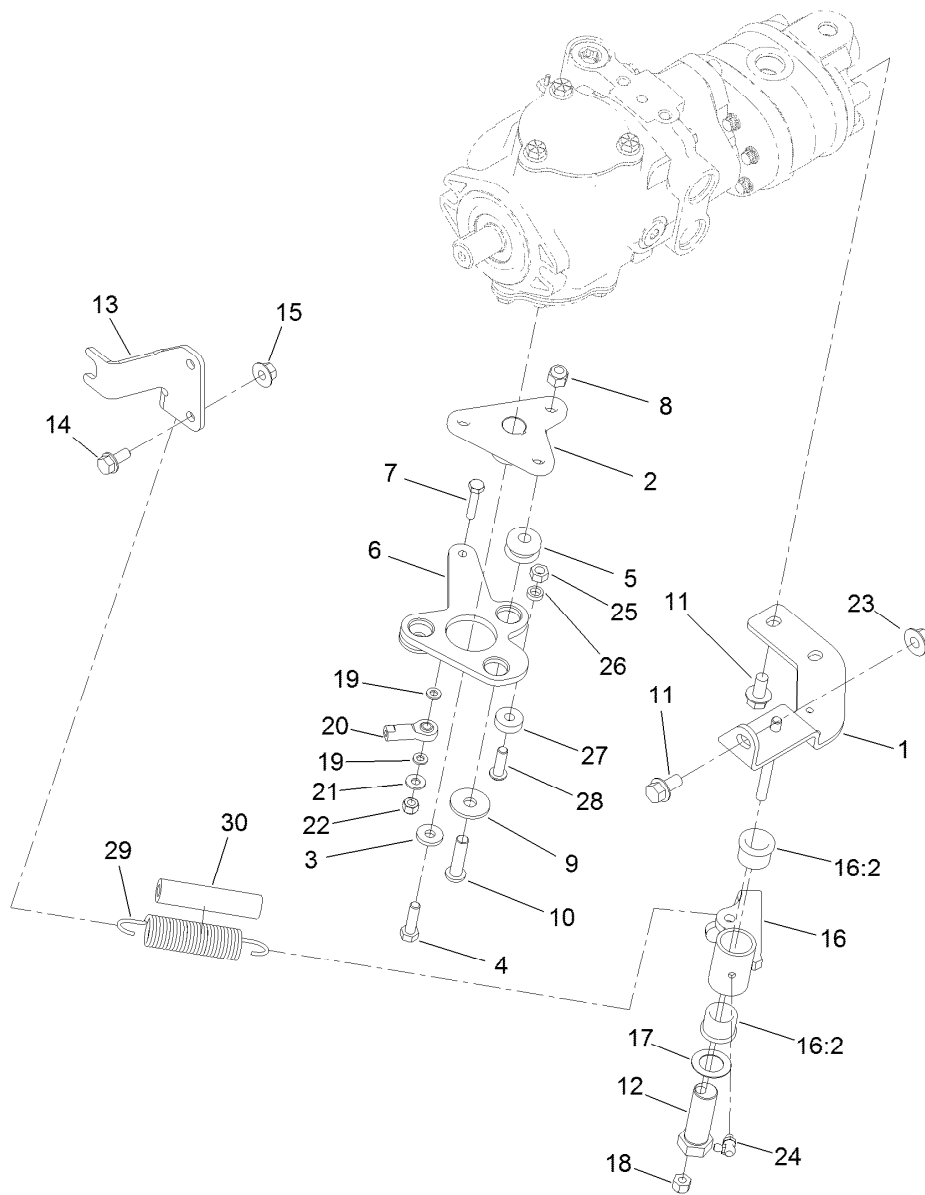


Gear Pump Assembly No. 95-8601

Ref.	Part Number	Qty.	Description
1		1	Plate-Front ■
2		1	Plate-Back ■
3		1	Body ■
4	95-4364	1	Body
5		1	Gear-Drive ■
6		1	Gear-Idler ■
7	95-4366	1	Gear-Idler
9	95-4368	2	Plate-Wear
11	94-8158	8	Screw-Cap
12	94-8161	1	Seal Repair Kit ●
12		4	O-Ring ■
12:1	49-2640	1	Seal-Shaft
12:2	60-5890	1	Washer
12:5		4	O-Ring ■
12:6	120-7576	4	Washer-Sealing
12:7	95-4369	2	Seal-Pressure
12:8	95-4368	2	Plate-Wear
12:9	94-3011	1	Plug
13		1	Plate-Adapter ■
14		1	Key ■
16	95-4373	1	Gear-Fit, Slip
19	49-2640	1	Seal-Shaft
20	60-5890	1	Washer

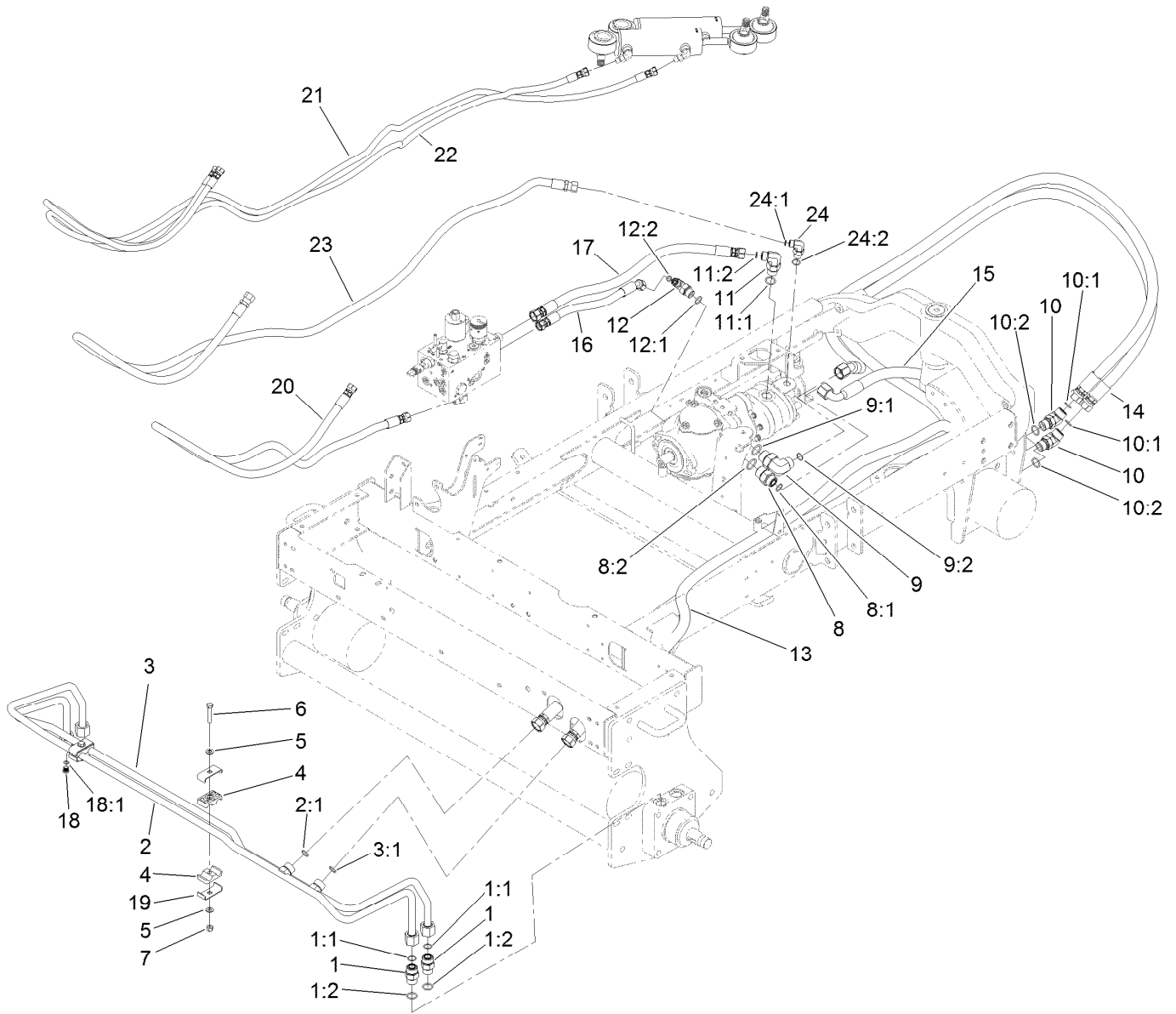
● Not illustrated

■ Not serviced separately



Neutral Arm Assembly

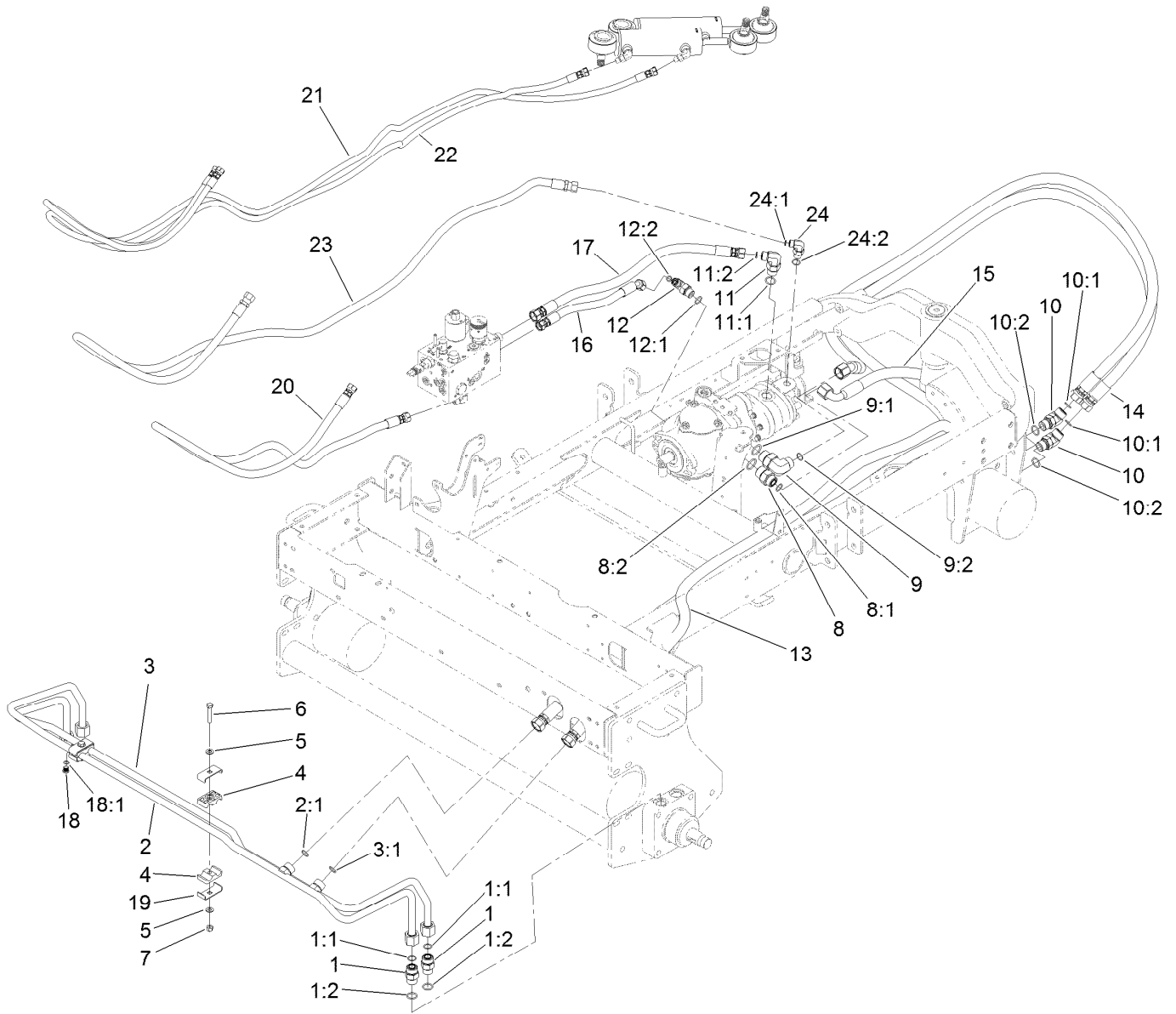
<i>Ref.</i>	<i>Part Number</i>	<i>Qty.</i>	<i>Description</i>	<i>Ref.</i>	<i>Part Number</i>	<i>Qty.</i>	<i>Description</i>
1	95-8960-03	1	Bracket-Neutral	16:2	256-113	2	Bushing-Flange
2	120-5566	1	Hub	17	3-6498	1	Washer-Thrust
3	88-7200	1	Washer-Flat	18	3296-29	1	Nut-Lock, NI
4	3210-6	1	Screw-HH	19	33093-00	2	Washer-Flat
5	63-9750	3	Mount	20	2411-41	1	Rod End-Ball Joint
6	99-3594-03	1	Lever-Pump	21	3256-22	1	Washer-Flat
7	321-8	1	Screw-HH	22	3296-42	1	Nut-Lock, NI
8	3296-39	3	Nut-Lock, NI	23	32128-43	1	Nut-Flange
9	2844	3	Washer	24	302-60	1	Fitting-Grease
10	95-3857	3	Screw-HSBH	25	32153-3	1	Nut-Hex, Side Deform
11	3234-1	3	Screw-HHF	26	100-4817	1	Spacer
12	76-8640	1	Stud-Traction	27	251-259	1	Bearing-Ball
13	104-0464-03	1	Bracket-Support, Cable	28	3274-104	1	Screw-HSBH
14	3234-5	2	Screw-HHF	29	94-1369	1	Spring-Extension
15	32128-44	2	Nut	30	99-3556	1	Hose
16	104-0422	1	Neutral Arm ASM				



Traction and Steering Circuit Assembly

Ref.	Part Number	Qty.	Description	Ref.	Part Number	Qty.	Description
1	340-7	4	Fitting-Straight	10:1	237-65	1	O-Ring
1:1	237-65	1	O-Ring	10:2	237-80	1	O-Ring
1:2	237-80	1	O-Ring	11	340-105	1	Fitting-Elbow, 90 DEG
2	95-8783	1	Tube ASM	11:1	237-80	1	O-Ring
2:1	237-65	1	O-Ring	11:2	237-30	1	O-Ring
3	95-8784	1	Tube ASM	12	340-18	1	Fitting-HYD, 90 DEG
3:1	237-65	1	O-Ring	12:1	237-79	1	O-Ring
4	56-7971	4	Clamp-Tube	12:2	237-22	1	O-Ring
5	3256-23	4	Washer-Plain	13	105-1221	1	Hose ASM
6	322-9	2	Screw-HH	14	105-1222	1	Hose ASM
7	3296-29	2	Nut-Lock, NI	15	105-1214	1	Hose-HYD
8	340-8	1	Fitting-Straight	16	106-4197	1	Hose ASM
8:1	237-65	1	O-Ring	17	95-8829	1	Hose ASM
8:2	237-81	1	O-Ring	18	353-990	1	Plug ASM
9	340-139	1	Fitting-Elbow 90	18:1	237-78	1	O-Ring
9:1	237-81	1	O-Ring	19	119-1419	4	Plate-Clamp
9:2	237-65	1	O-Ring	20	95-8842	1	Hose-HYD
10	340-14	2	Fitting-HYD, 45 DEG	21	95-8845	1	Hose ASM

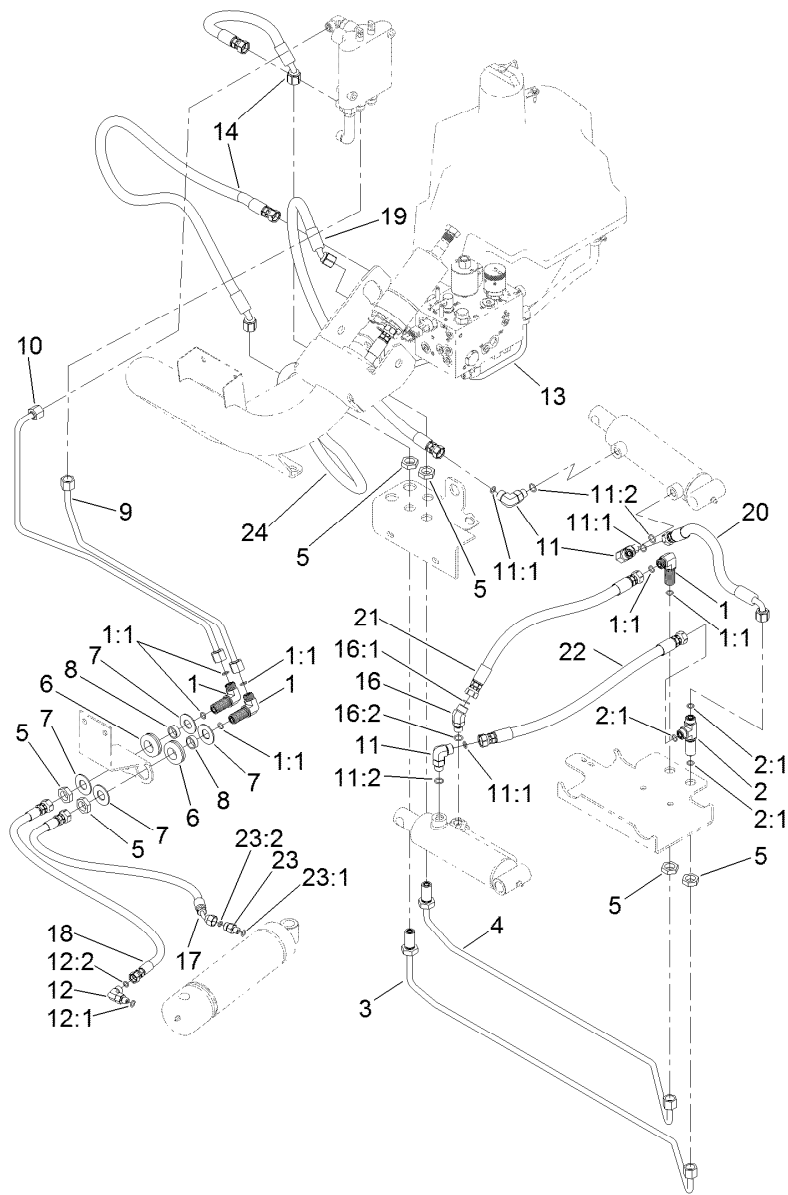
● Not illustrated



Traction and Steering Circuit Assembly (continued)

Ref.	Part Number	Qty.	Description	Ref.	Part Number	Qty.	Description
22	95-8844	1	Hose ASM	24:1	237-22	1	O-Ring
23	95-8846	1	Hose-HYD	24:2	237-42	1	O-Ring
24	340-77	1	Fitting-Elbow, 90 DEG	99	3290-378	2	Tie-Cable ●

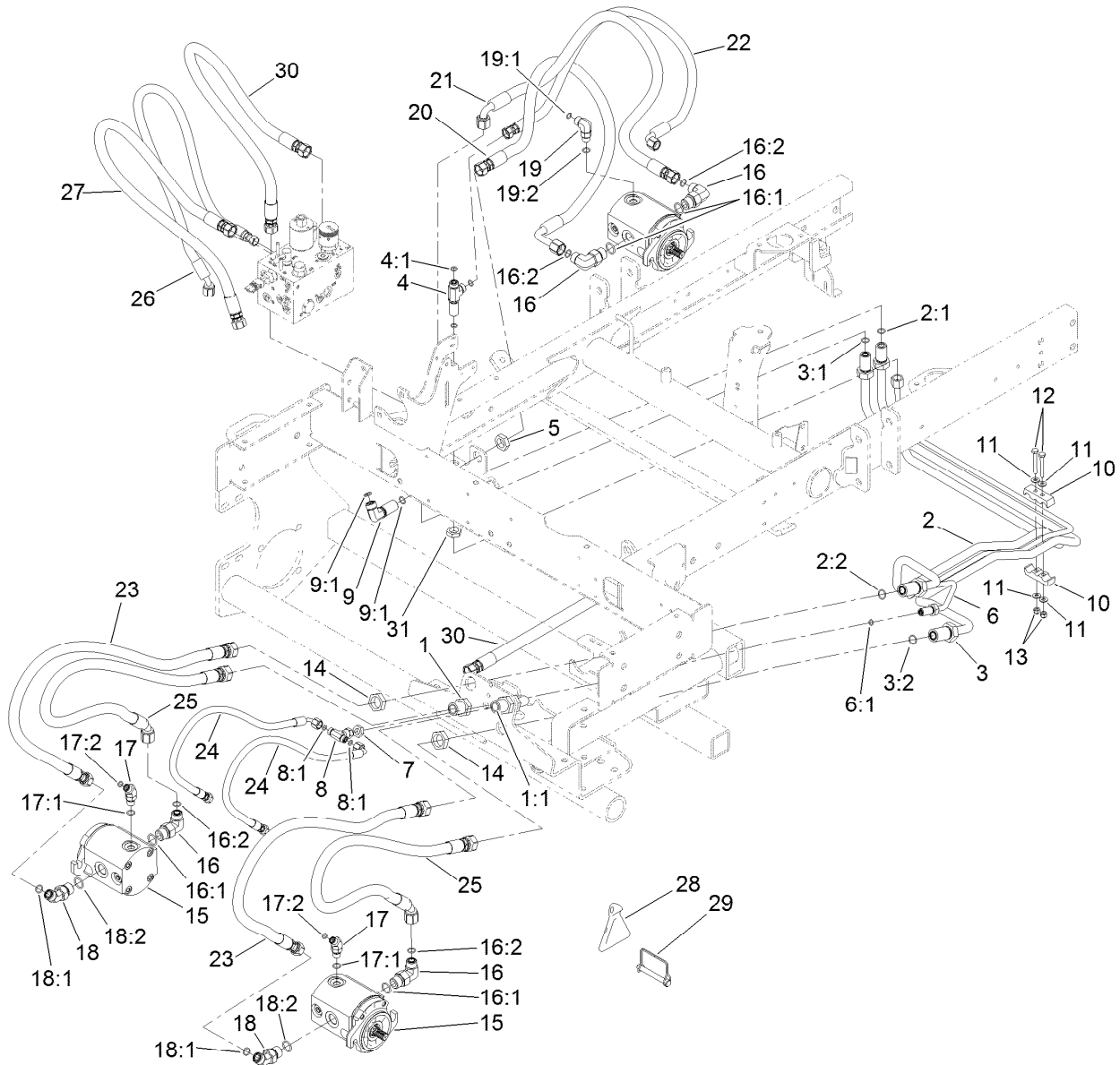
● Not illustrated



Lift Circuit Assembly

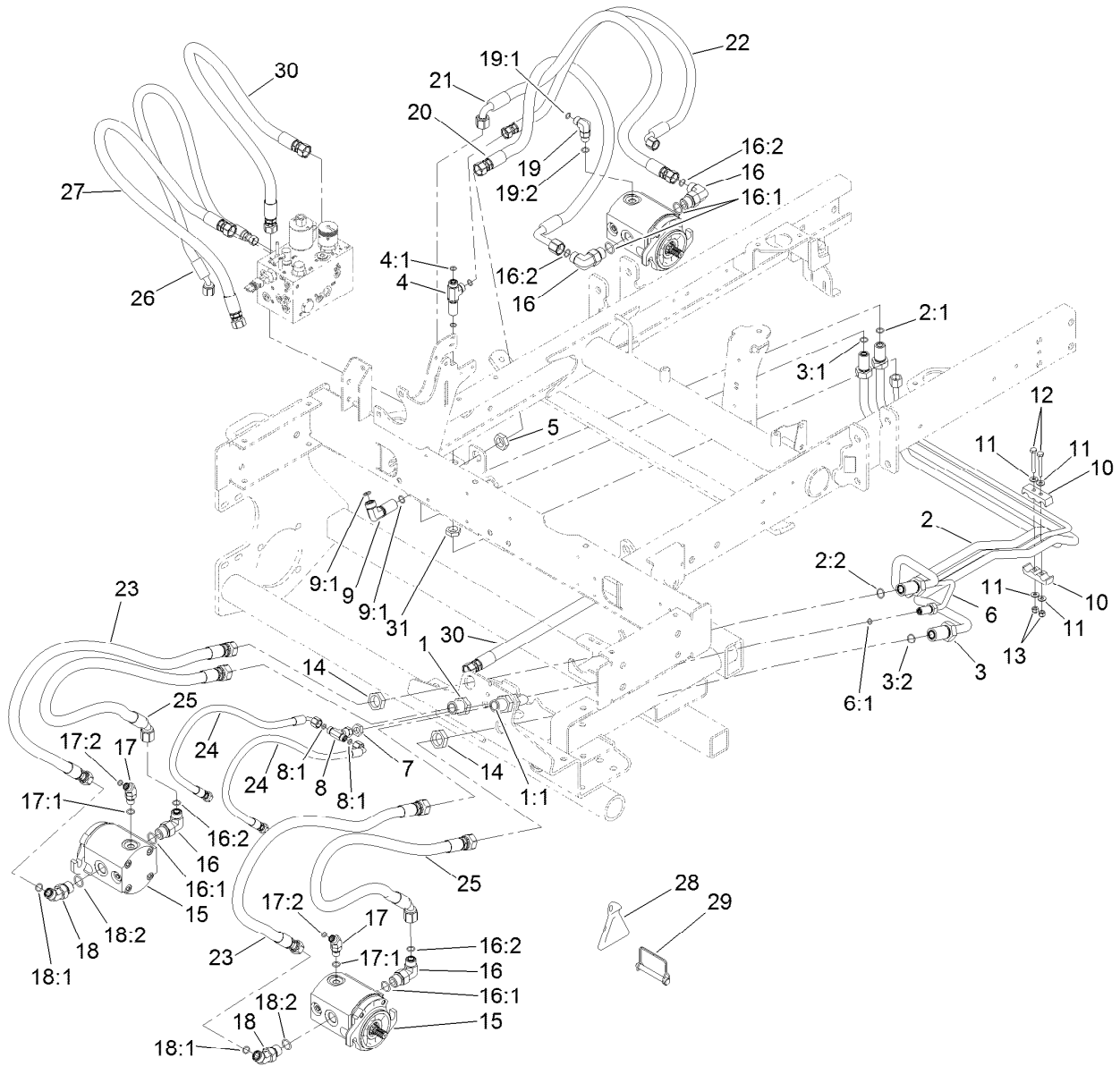
Ref.	Part Number	Qty.	Description	Ref.	Part Number	Qty.	Description
1	340-154	3	Union-Bulkhead	12:2	237-21	1	O-Ring
1:1	237-22	2	O-Ring	13	95-8792	1	Tube ASM
2	340-68	1	Fitting-Tee, Bulkhead	14	95-8822	2	Hose-HYD
2:1	237-22	3	O-Ring	16	340-87	1	Fitting-Elbow, 45 DEG
3	95-8984	1	Tube-HYD	16:1	237-22	1	O-Ring
4	95-8983	1	Tube-HYD	16:2	237-42	1	O-Ring
5	340-70	6	Nut-Lock	17	95-8838	1	Hose-HYD
6	240-4	2	Grommet-Rubber	18	95-8839	1	Hose-HYD
7	69-8940	4	Washer	19	95-8823	1	Hose ASM
8	69-8970	2	Spacer	20	95-8831	1	Hose-HYD
9	95-8791	1	Tube-HYD	21	117-5147	1	Hose-HYD
10	95-8790	1	Tube-HYD	22	117-5147	1	Hose-HYD
11	340-77	3	Fitting-Elbow, 90 DEG	23	85-9720	1	Fitting-STR, Orifice
11:1	237-22	1	O-Ring	23:1	237-78	1	O-Ring
11:2	237-42	1	O-Ring	23:2	237-21	1	O-Ring
12	340-132	1	Fitting-Elbow, 90 DEG	24	95-8843	1	Hose-HYD
12:1	237-78	1	O-Ring	99	3290-378	1	Tie-Cable ●

● Not illustrated



Hydraulic Mow Circuit Assembly

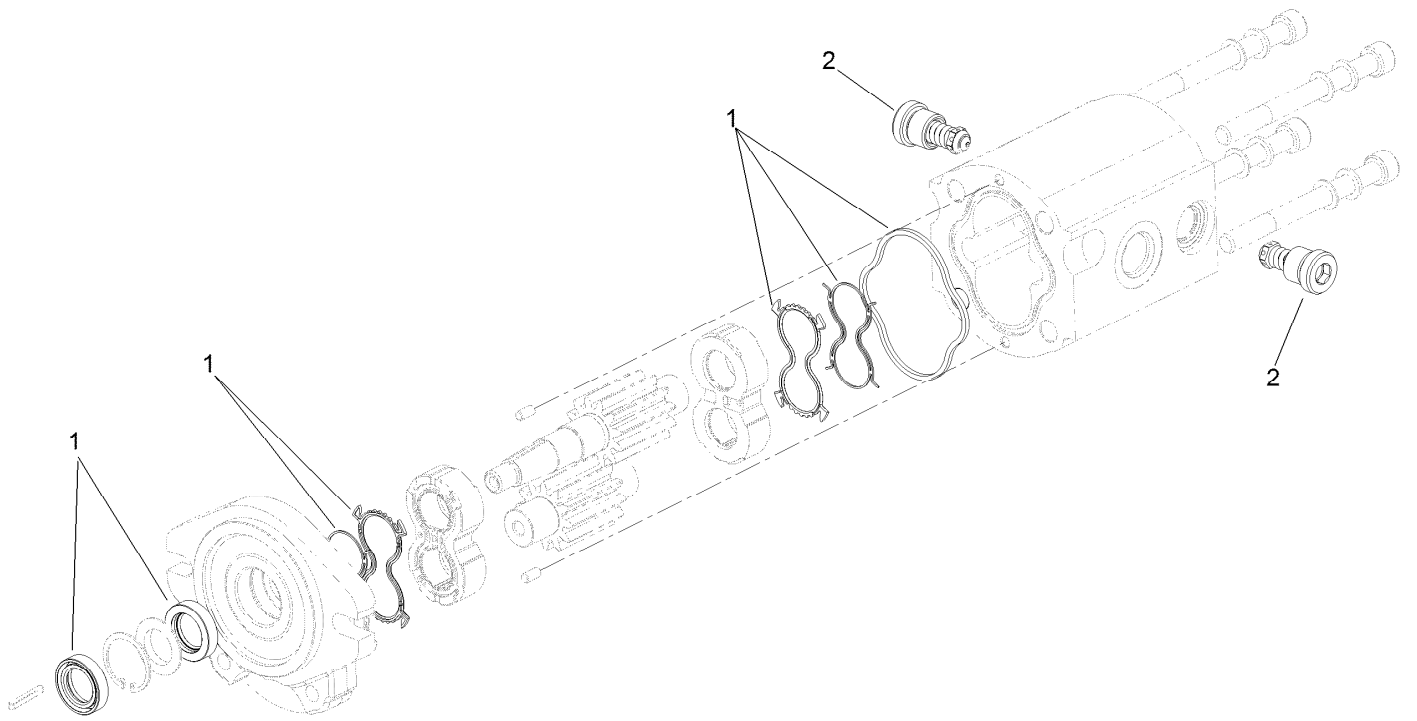
Ref.	Part Number	Qty.	Description	Ref.	Part Number	Qty.	Description
1	99-3640	1	Tube ASM	13	3296-42	2	Nut-Lock, NI
1:1	237-65	2	O-Ring	14	340-74	4	Nut-Lock, Bulkhead
2	95-8980	1	Tube ASM	15	115-8250	3	Gear Motor ASM
2:1	237-30	1	O-Ring	16	340-105	4	Fitting-Elbow, 90 DEG
2:2	237-65	1	O-Ring	16:1	237-80	1	O-Ring
3	95-8981	1	Tube ASM	16:2	237-30	1	O-Ring
3:1	237-30	1	O-Ring	17	340-137	2	Fitting
3:2	237-65	1	O-Ring	17:1	237-21	1	O-Ring
4	340-68	1	Fitting-Tee, Bulkhead	17:2	237-42	1	O-Ring
4:1	237-22	3	O-Ring	18	340-89	2	Fitting-HYD, 45 DEG
5	340-127	3	Nut-Bulkhead	18:1	237-30	1	O-Ring
6	95-8982	1	Tube ASM	18:2	237-80	1	O-Ring
6:1	237-21	1	O-Ring	19	340-77	1	Fitting-Elbow, 90 DEG
7	340-78	1	Nut-Lock	19:1	237-22	1	O-Ring
8	99-3477	1	Fitting-Tee	19:2	237-42	1	O-Ring
8:1	237-21	2	O-Ring	20	117-5145	1	Hose-HYD
9	93-9151	1	Fitting-HYD	21	117-5146	1	Hose-HYD
9:1	237-30	2	O-Ring	22	114-5500	1	Hose-HYD
10	93-2509	2	Clamp-Tube	23	117-5142	2	Hose-HYD
11	3256-22	4	Washer-Flat	24	117-5144	2	Hose-HYD
12	321-11	2	Screw-HH	25	117-5143	2	Hose-HYD



Hydraulic Mow Circuit Assembly (continued)

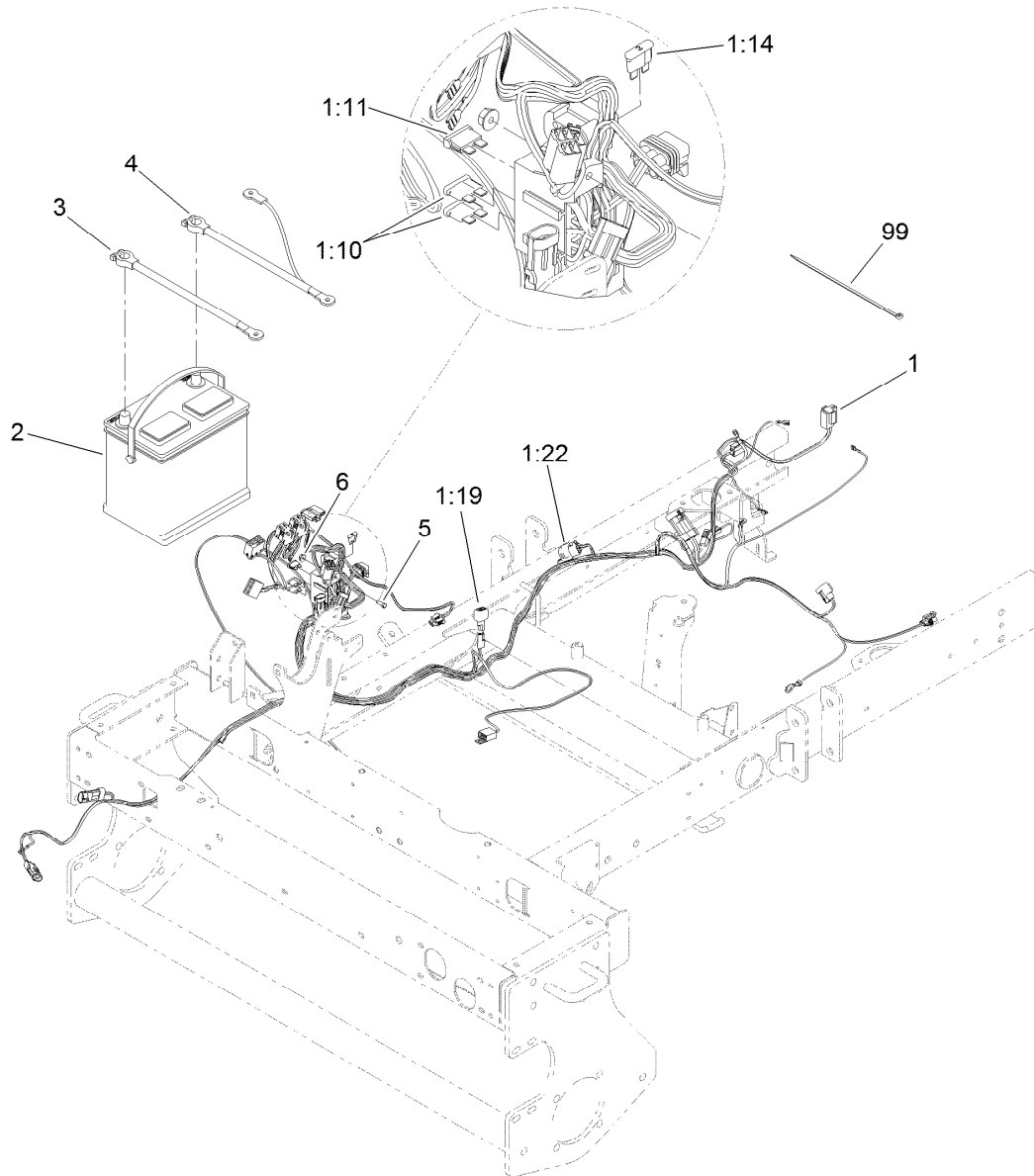
Ref.	Part Number	Qty.	Description
26	115-3411	1	Hose-HYD
27	95-8824	1	Hose ASM
28	119-8010-03	1	Kickstand

Ref.	Part Number	Qty.	Description
29	107-7400	1	Pin-Lynch
30	95-8820	1	Hose ASM
31	340-70	1	Nut-Lock



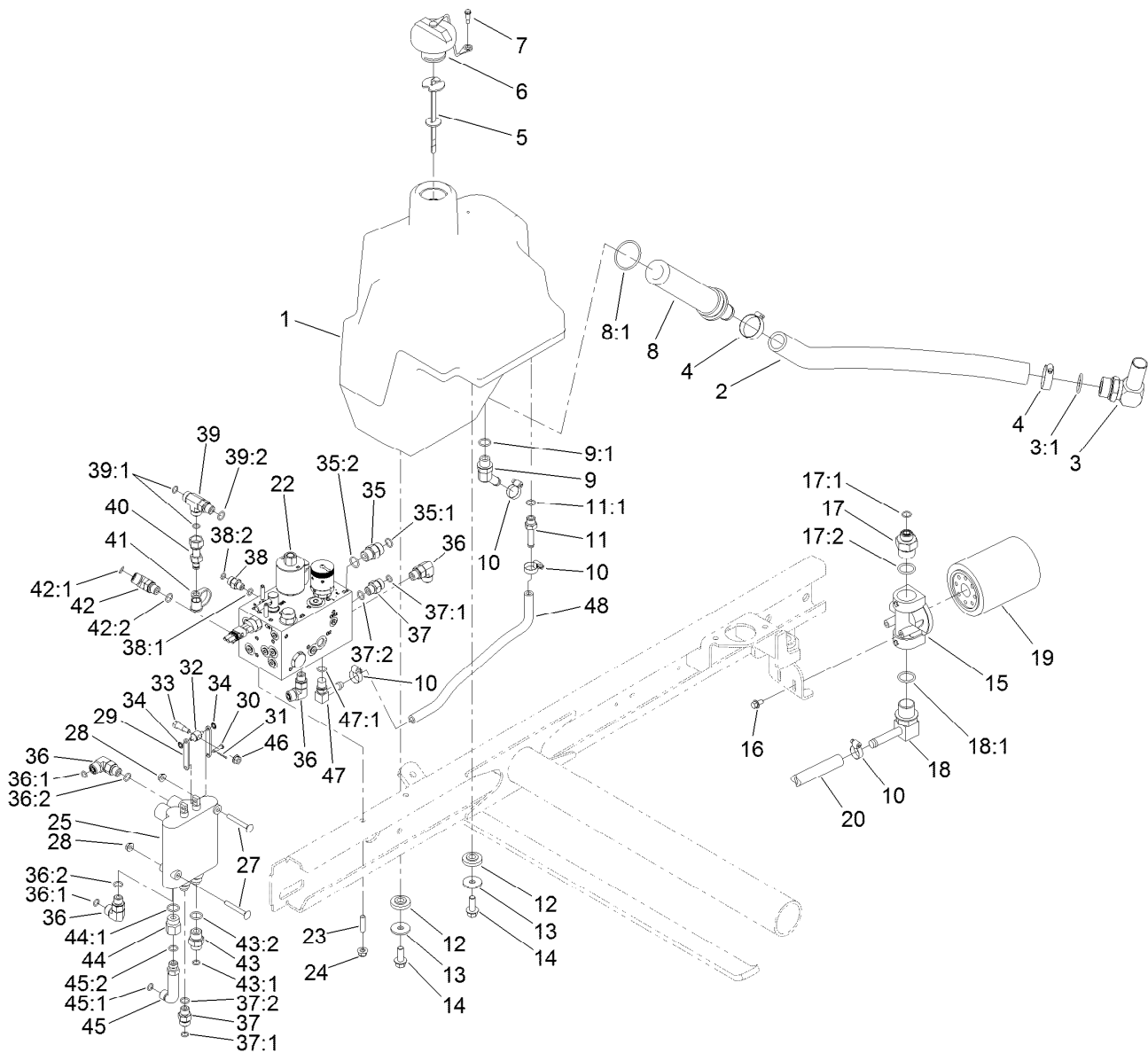
Gear Motor Assembly No. 115-8250

<i>Ref.</i>	<i>Part Number</i>	<i>Qty.</i>	<i>Description</i>
1	125-1682	1	Motor Seal Kit
2	117-5107	2	Valve-Check



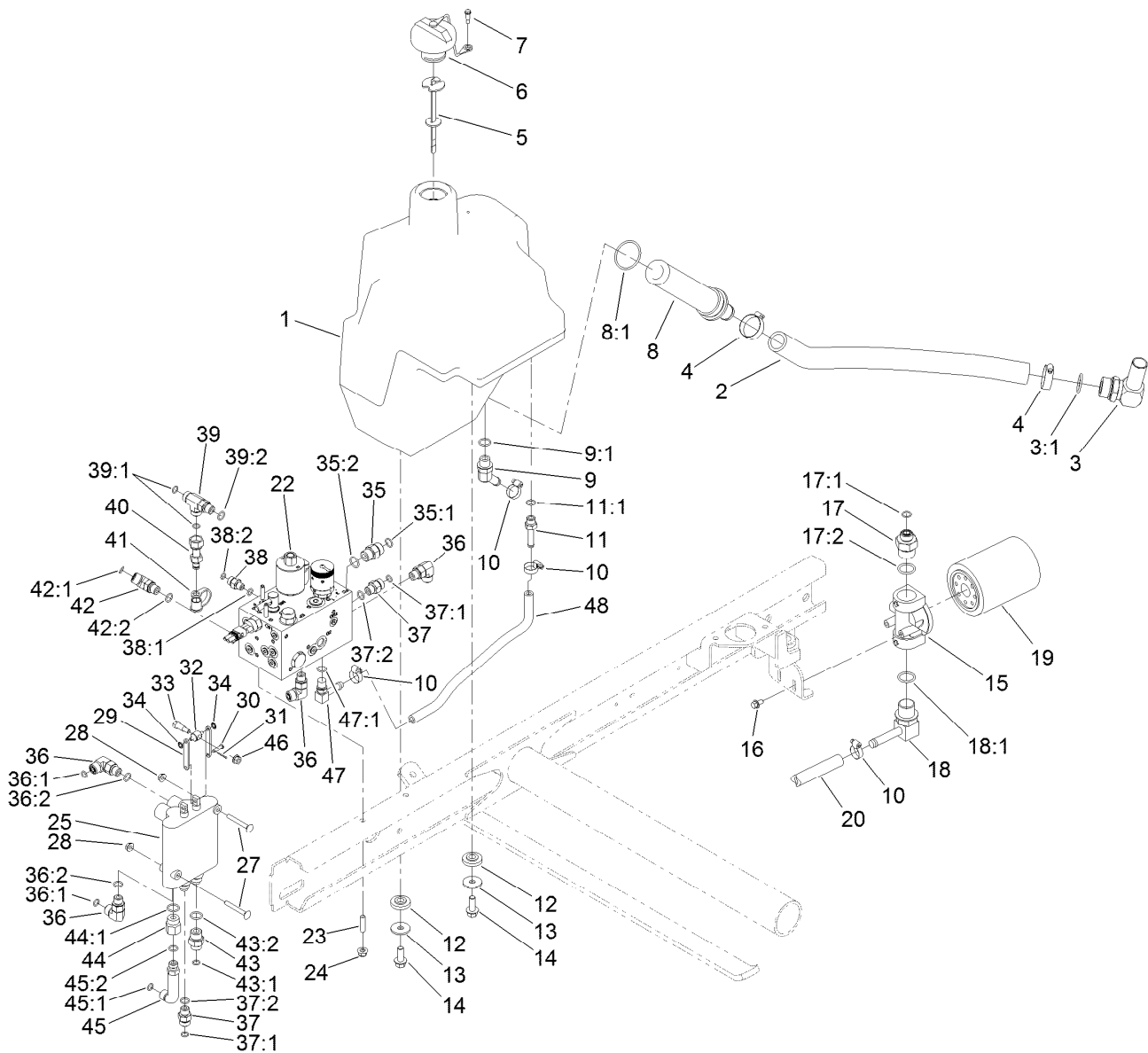
Wire Harness and Battery Assembly

<i>Ref.</i>	<i>Part Number</i>	<i>Qty.</i>	<i>Description</i>
1	122-1523	1	Harness-Wire
1:10	218-578	2	Fuse-Blade, 10 Amp
1:11	109355	1	Fuse-Blade, 15 Amp
1:14	94-6710	1	Fuse-2 Amp
1:19	100-4918	1	Diode
1:22	32180-156	1	Cap-Plug, 6 Way
2	104-0496	1	Battery (Group 55, Wet)
3	95-8853	1	Cable-Battery, Positive
4	95-8854	1	Cable-Battery, Negative
5	3290-134	2	Screw
6	3290-148	2	Nut-HF
99	3290-378	8	Tie-Cable



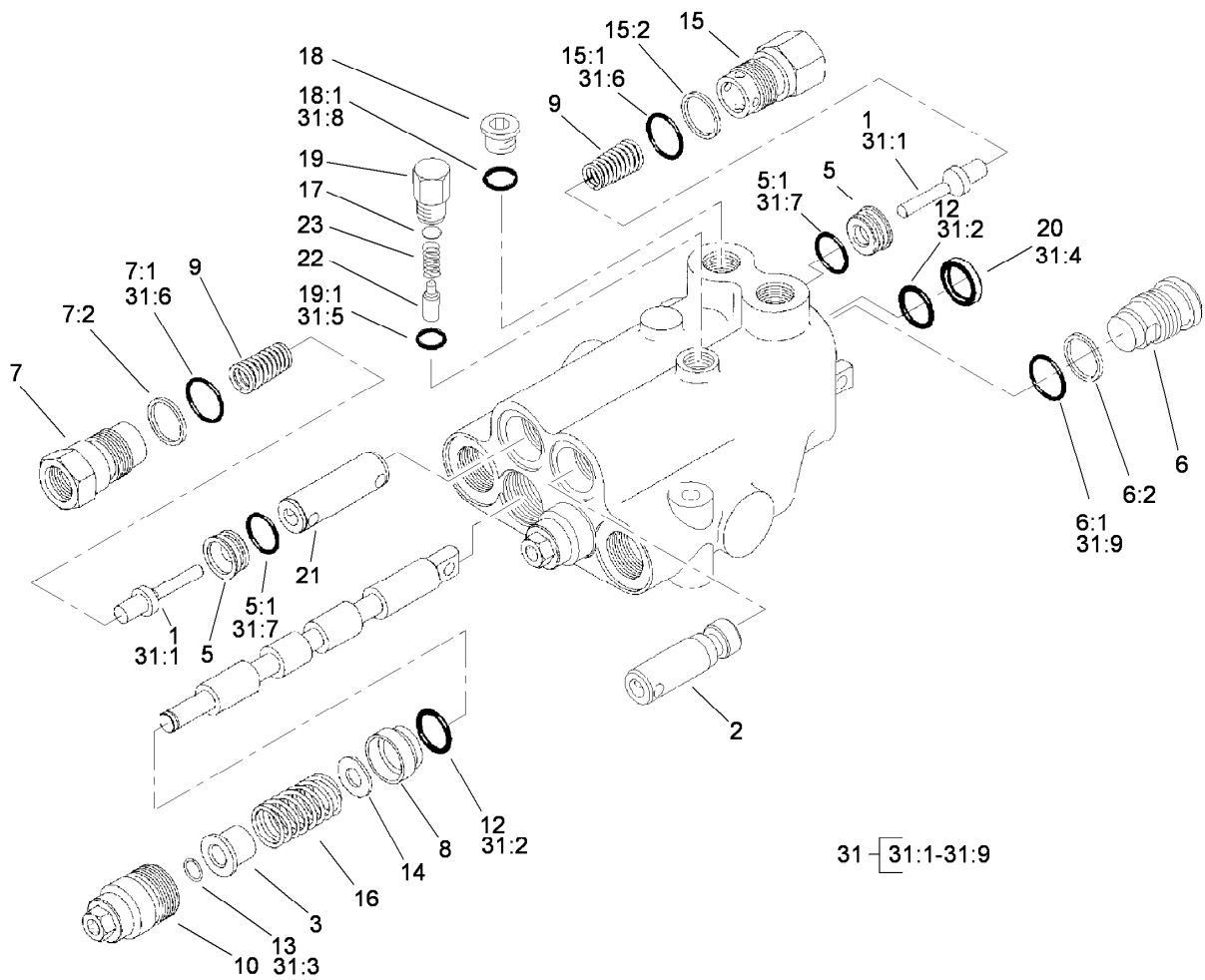
Hydraulic Tank and Control Valve Assembly

Ref.	Part Number	Qty.	Description	Ref.	Part Number	Qty.	Description
1	104-4840	1	Tank-HYD	17:1	237-30	1	O-Ring
2	104-4845	1	Hose-Suction	17:2	237-81	1	O-Ring
3	56-9530	1	Fitting-HYD, 90 DEG	18	95-8814	1	Fitting-90
3:1	237-117	1	O-Ring	18:1	237-81	1	O-Ring
4	2412-34	2	Clamp-Hose	19	54-0110	1	Filter-Oil, Transmission
5	119-6968	1	Dipstick-Oil	20	99-3501	1	Hose
6	93-7160	1	Cap-Oil, HYD	22	108-9037	1	Manifold ASM
7	57-5420	1	Screw-Shoulder	23	104-0430	2	Stud
8	104-7546	1	Tank Strainer ASM	24	104-8300	2	Nut-HF, NI
8:1	340-136	1	O-Ring	25	95-8581	1	2-Spool Control Valve ASM
9	354-126	1	Fitting-Elbow, 45	27	3230-33	2	Screw-CARR
9:1	237-79	1	O-Ring	28	32128-33	2	Nut-HF
10	2412-36	4	Clamp-Hose	29	95-8634	4	Link
11	353-979	1	Fitting-STR	30	283-16	3	Pin-Clevis
11:1	237-42	1	O-Ring	31	3272-1	3	Pin-Cotter
12	240-11	4	Bushing-Flange	32	95-8638	1	Trunnion-Valve, Actuator
13	63-8410	4	Washer	33	92-8916	1	Bolt-Shoulder
14	3234-11	4	Screw-HHF	34	32151-106	2	Ring-Retaining
15	92-5821	1	Head-Filter	35	340-4	3	Fitting-Straight
16	3234-13	2	Screw-HHF	35:1	237-30	1	O-Ring
17	100-4240	1	Fitting-STR	35:2	237-79	1	O-Ring



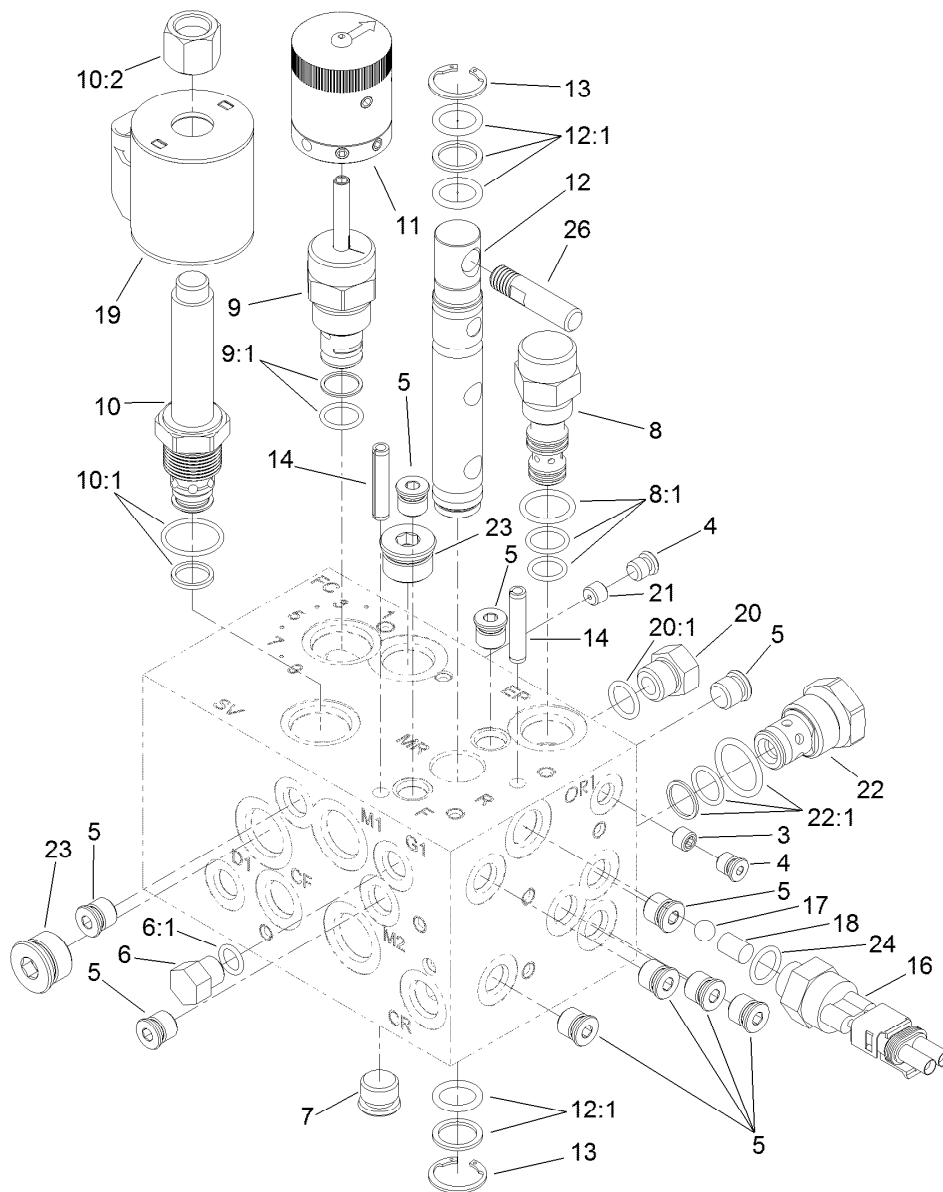
Hydraulic Tank and Control Valve Assembly (continued)

Ref.	Part Number	Qty.	Description	Ref.	Part Number	Qty.	Description
36	340-77	4	Fitting-Elbow, 90 DEG	42:1	237-22	1	O-Ring
36:1	237-22	1	O-Ring	42:2	237-42	1	O-Ring
36:2	237-42	1	O-Ring	43	340-3	1	Fitting-Straight
37	340-2	2	Fitting-Straight	43:1	237-22	1	O-Ring
37:1	237-22	1	O-Ring	43:2	237-79	1	O-Ring
37:2	237-42	1	O-Ring	44	353-397	1	Reducer-Adapter
38	340-92	1	Fitting-Straight	44:1	237-79	1	O-Ring
38:1	237-78	1	O-Ring	45	69-4320	1	Fitting-HYD, 90 DEG
38:2	237-21	1	O-Ring	45:1	237-22	1	O-Ring
39	340-86	1	Fitting-Tee	45:2	237-42	1	O-Ring
39:1	237-22	2	O-Ring	46	32128-32	1	Nut-HHF
39:2	237-42	1	O-Ring	47	100-4887	1	Fitting-Elbow, 90
40	86-5480	1	Nipple-Test	47:1	237-42	1	O-Ring
41	354-79	1	Cap-Dust	48	80-7342	1	Hose-HYD
42	340-87	1	Fitting-Elbow, 45 DEG				



Valve Assembly No. 95-8581

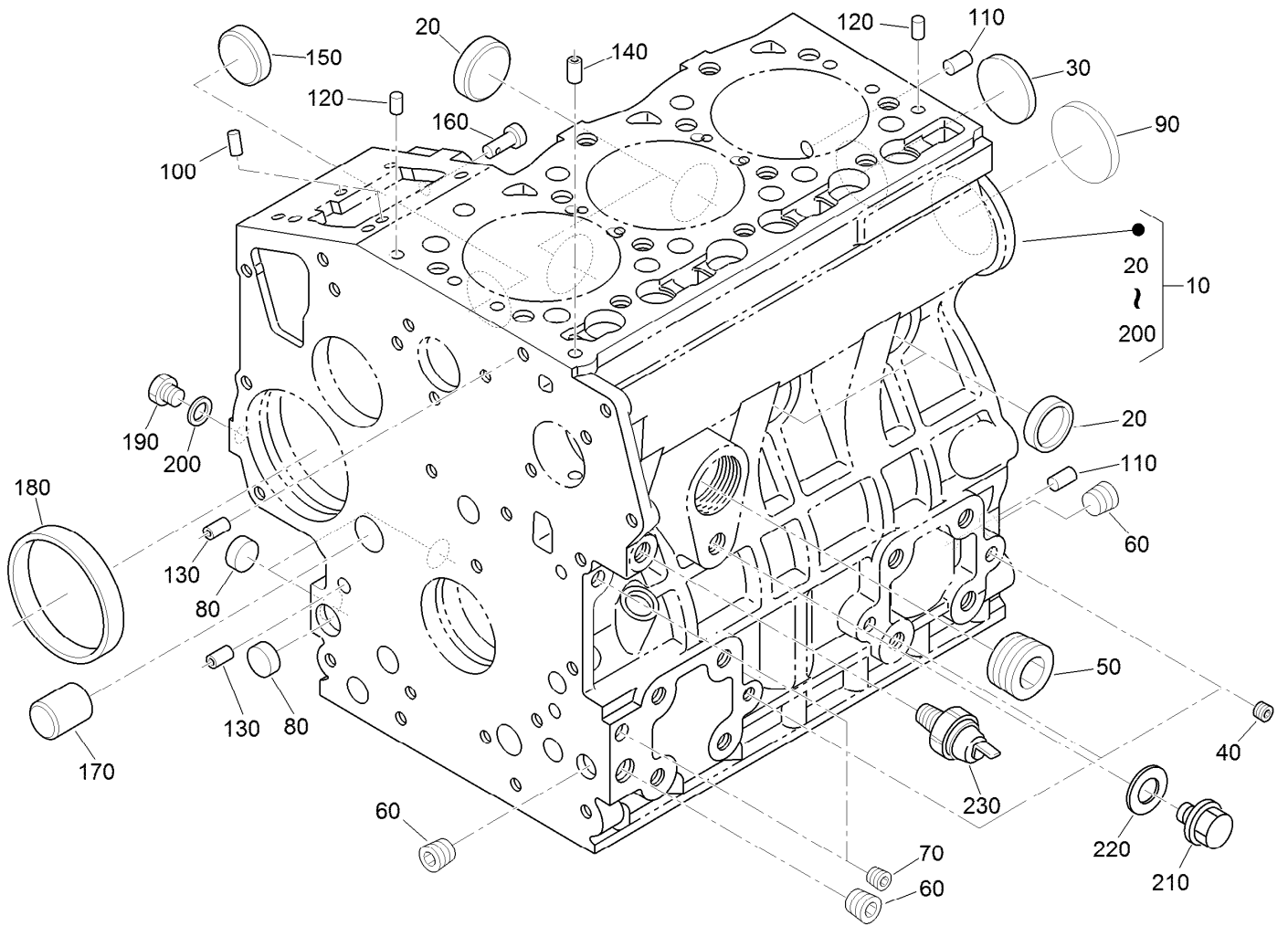
Ref.	Part Number	Qty.	Description	Ref.	Part Number	Qty.	Description
1	58-6290	3	Poppet	16	99-3531	2	Spring
2	69-1840	1	Plunger	17	60-6450	1	Disc
3	58-6310	2	Spacer	18	353-989	1	Plug-Hex, Hollow
5	58-6330	3	Seat	18:1	237-42	1	O-Ring
5:1	58-6340	1	O-Ring	19	58-6780	1	Plug
6	58-6350	1	Plug	19:1	58-6790	1	O-Ring
6:1	60-5720	1	O-Ring	20	58-6320	2	Wiper
6:2	58-6370	1	Washer	21	99-3528	1	Plunger
7	69-1800	2	Plug ASM	22	58-6770	1	Plunger
7:1	60-5720	1	O-Ring	23	58-6760	1	Spring
7:2	58-6370	1	Washer	31	99-3530	1	Seal Kit
8	58-6400	2	Bushing	31:1	58-6290	3	Poppet
9	69-1810	3	Spring	31:2	58-6450	4	O-Ring
10	58-6420	2	Cap	31:3	58-6460	2	Ring-Retaining
12	58-6450	4	O-Ring	31:4	58-6320	2	Wiper
13	58-6460	2	Ring-Retaining	31:5	58-6790	1	O-Ring
14	65-2770	2	Washer	31:6	60-5720	4	O-Ring
15	99-3526	1	Plug ASM	31:7	58-6340	2	O-Ring
15:1	60-5720	1	O-Ring	31:8	237-42	1	O-Ring
15:2	59-7730	1	Washer-Backup	31:9	59-7730	2	Washer-Backup



Hydraulic Manifold Assembly No. 108-9037

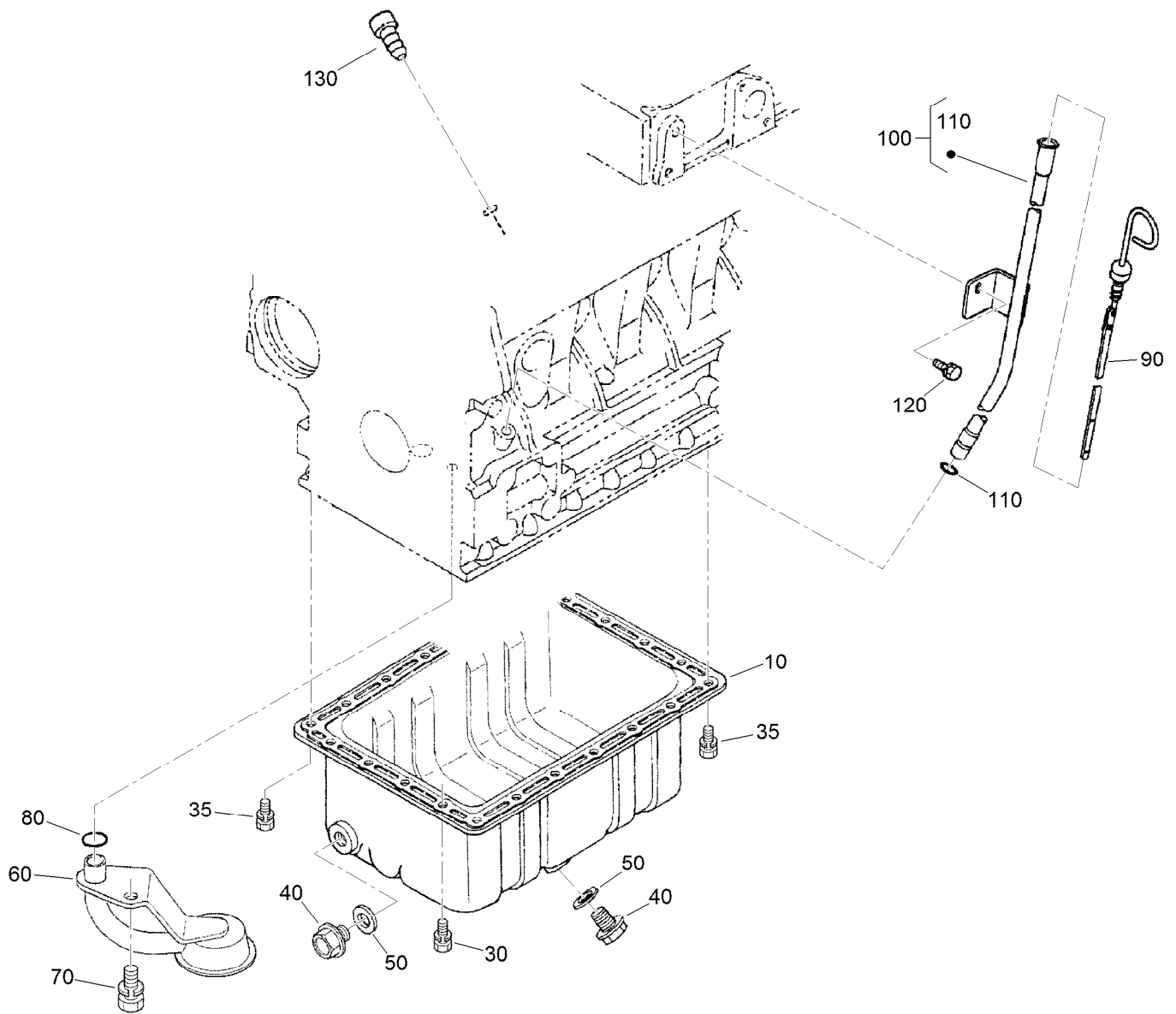
Ref.	Part Number	Qty.	Description	Ref.	Part Number	Qty.	Description
3	110-8771	1	Orifice-.020	12:1	117-0109	1	Seal Kit
4	106-1024	2	Plug-Leak, Zero	13	112-6532	2	Ring-Retaining
5	106-1025	10	Plug-HYD	14	112-6531	2	Pin-Spring
6	353-512	1	Plug	16	72-4310	1	Switch-Ball
6:1	237-78	1	O-Ring	17	110-8762	1	Ball-Chrome
7	106-1026	1	Plug-HYD	18	110-8761	1	Pin-Dowel
8	110-8770	1	Logic Element	19	110-6344	1	Coil-12V, DC
8:1	110-8773	1	Seal Kit	20	353-508	1	Plug-HH
9	110-8769	1	Valve-Control, Manual Flow	20:1	237-42	1	O-Ring
9:1	110-2633	1	Seal Kit	21	110-8760	1	Orifice-.073
10	110-8768	1	Valve-Relief, Solenoid (3000 PSI)	22	110-8759	1	Valve-Relief
10:1	110-6316	1	Seal Kit	22:1	110-8772	1	Seal Kit ●
10:2	130-8180	1	Nut-Coil (9/16-24 Unef-2B)	23	106-1027	2	Plug
11	110-8767	1	Rotary Handle ASM	24	110-8757	1	O-Ring
12	117-0108	1	Spool-Rotary	26	110-8758	1	Handle-Spool

● Not illustrated



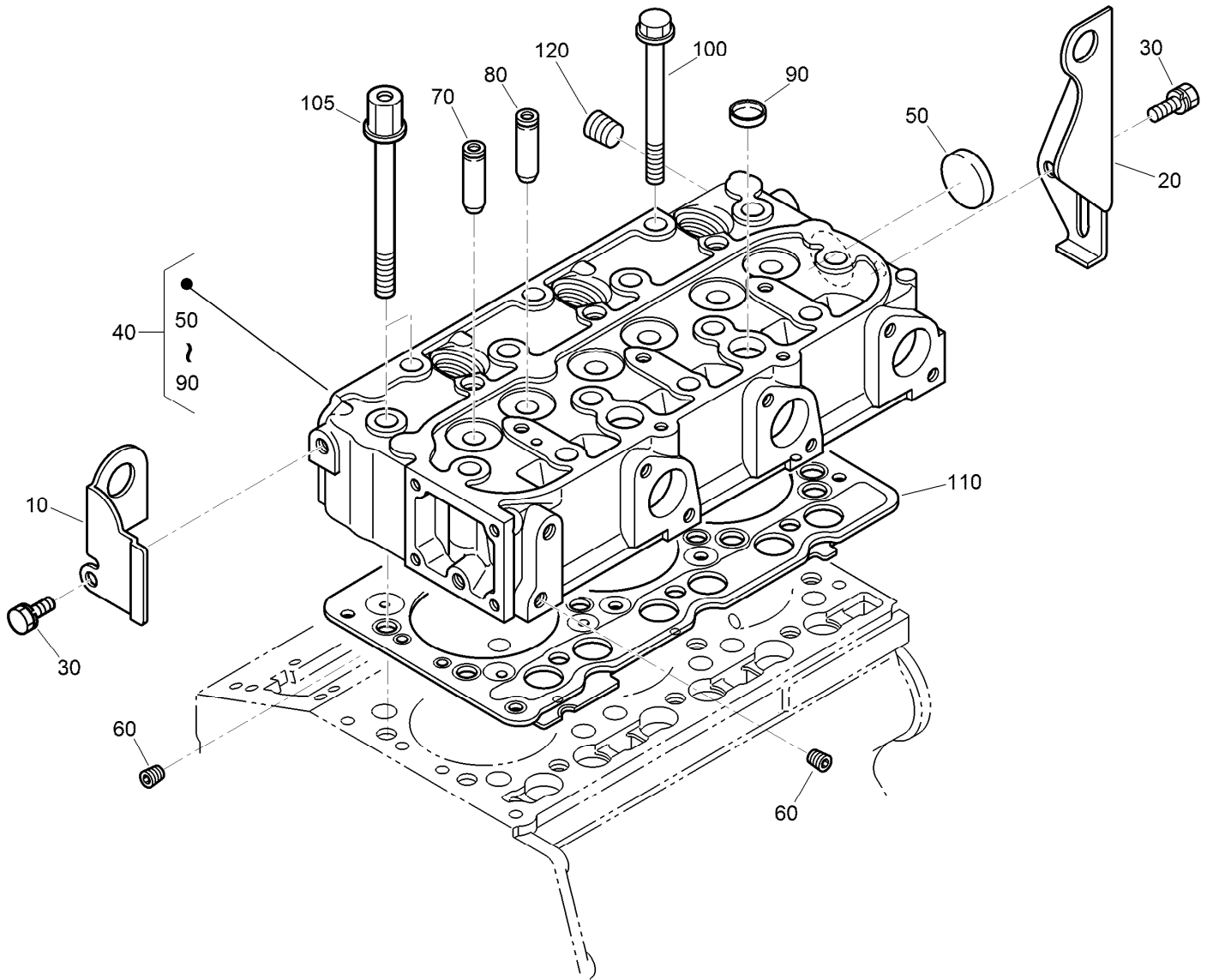
Crankcase Assembly

<i>Ref.</i>	<i>Part Number</i>	<i>Qty.</i>	<i>Description</i>	<i>Ref.</i>	<i>Part Number</i>	<i>Qty.</i>	<i>Description</i>
10	115-3443	1	Crankcase ASM	130	98-9387	2	Pin-Pipe
20	98-9398	4	Cap-Sealing	140	98-9539	1	Pin-Pipe
30	98-7539	1	Cap-Sealing	150	98-9599	1	Plug
40	98-9687	3	Plug	160	98-9630	1	Pin-Spring, Start
50	105-3779	1	Plug	170	98-9675	1	Plug
60	98-9597	3	Plug	180	98-9656	1	Bushing-Governor, Gear
70	98-7487	2	Plug	190	120-2559	1	Plug
80	98-9379	3	Plug-Expansion	200	98-7428	1	Gasket
90	98-9668	1	Plug-Expansion	210	99-3447	1	Plug
100	98-9375	2	Pin-Straight	220	106-7056	1	Gasket
110	98-9377	2	Pin-Straight	230	98-9416	1	Switch-Oil
120	98-9376	2	Pin-Straight				



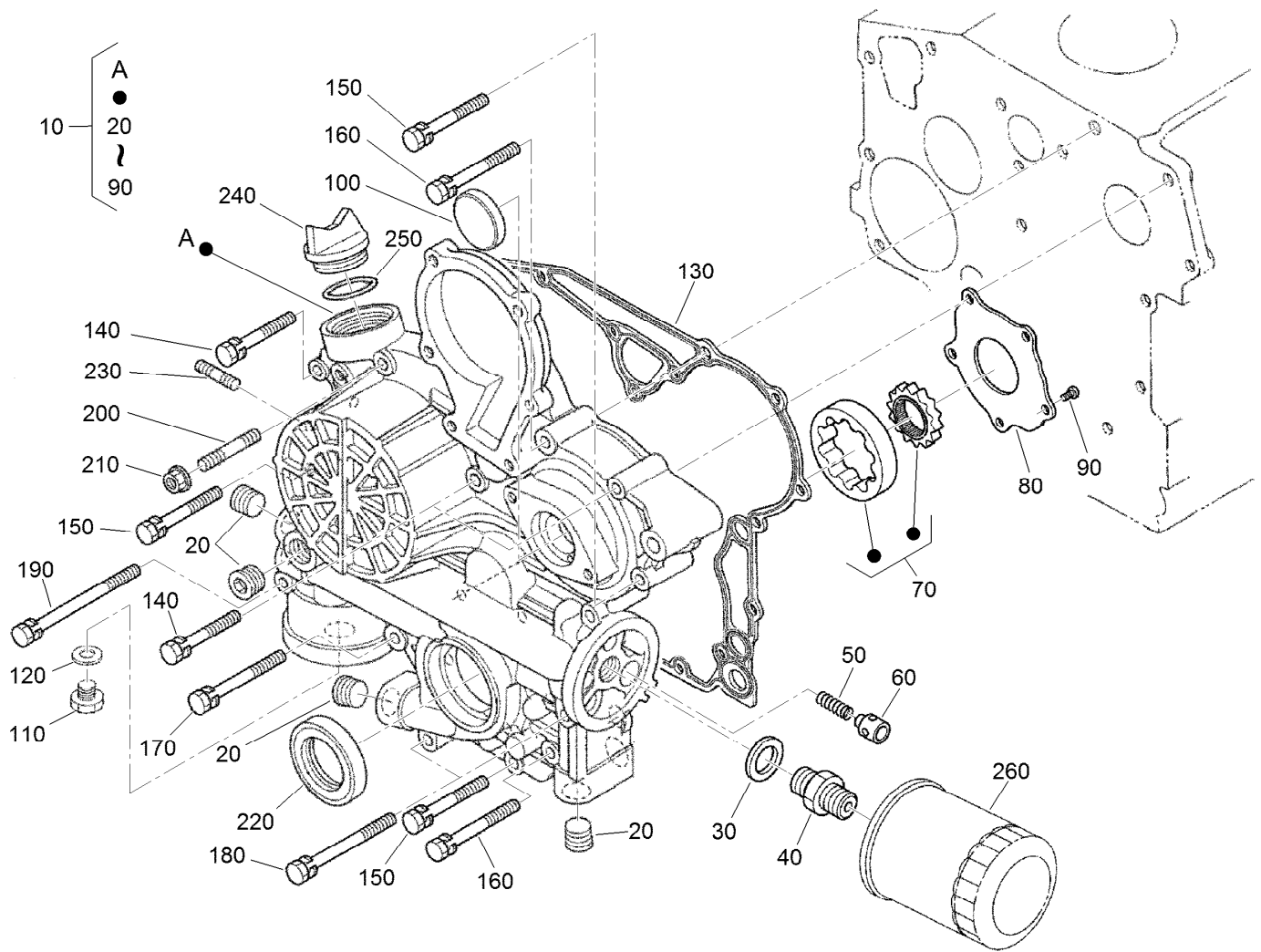
Oil Pan and Dipstick Assembly

<i>Ref.</i>	<i>Part Number</i>	<i>Qty.</i>	<i>Description</i>
10	98-9685	1	Pan-Oil
30	98-9351	20	Bolt
35	98-9351	2	Bolt
40	114-8151	1	Plug-Drain
50	98-7524	1	Gasket
60	108-1401	1	Base-Filter
70	98-7526	1	Bolt
80	105-3776	1	O-Ring
90	98-9670	1	Gauge-Oil
100	98-9672	1	Oil Gauge Guide ASM
110	98-9722	1	O-Ring
120	100-9195	1	Bolt
130	110-3720	1	Plug-Gauge, Oil



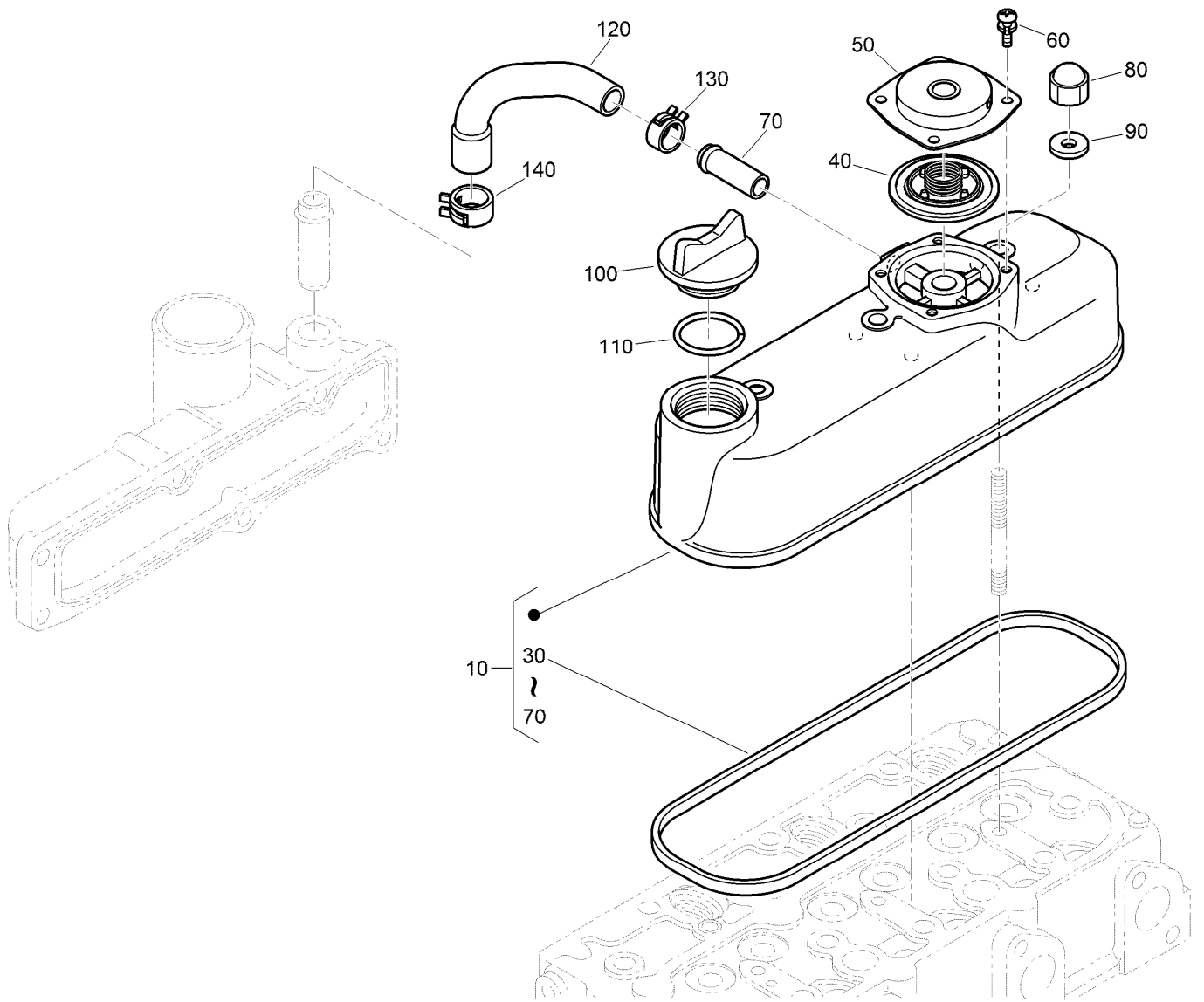
Cylinder Head Assembly

Ref.	Part Number	Qty.	Description
10	130-1231	1	Hook-Engine
20	98-9478	1	Hook-Engine
30	100-9195	2	Bolt
40	138-6997	1	Cylinder Head ASM
50	105-3705	1	Cap-Sealing
60	98-9687	2	Plug
70	107-9066	3	Guide-Valve, Inlet
80	107-9067	3	Guide-Valve, Exhaust
90	98-9389	2	Cap-Sealing
100	98-9479	12	Bolt-Head, Cylinder
105	98-9647	2	Bolt-Head, Cylinder
110	108-6573	1	Gasket-Head, Cylinder
120	98-9444	1	Plug



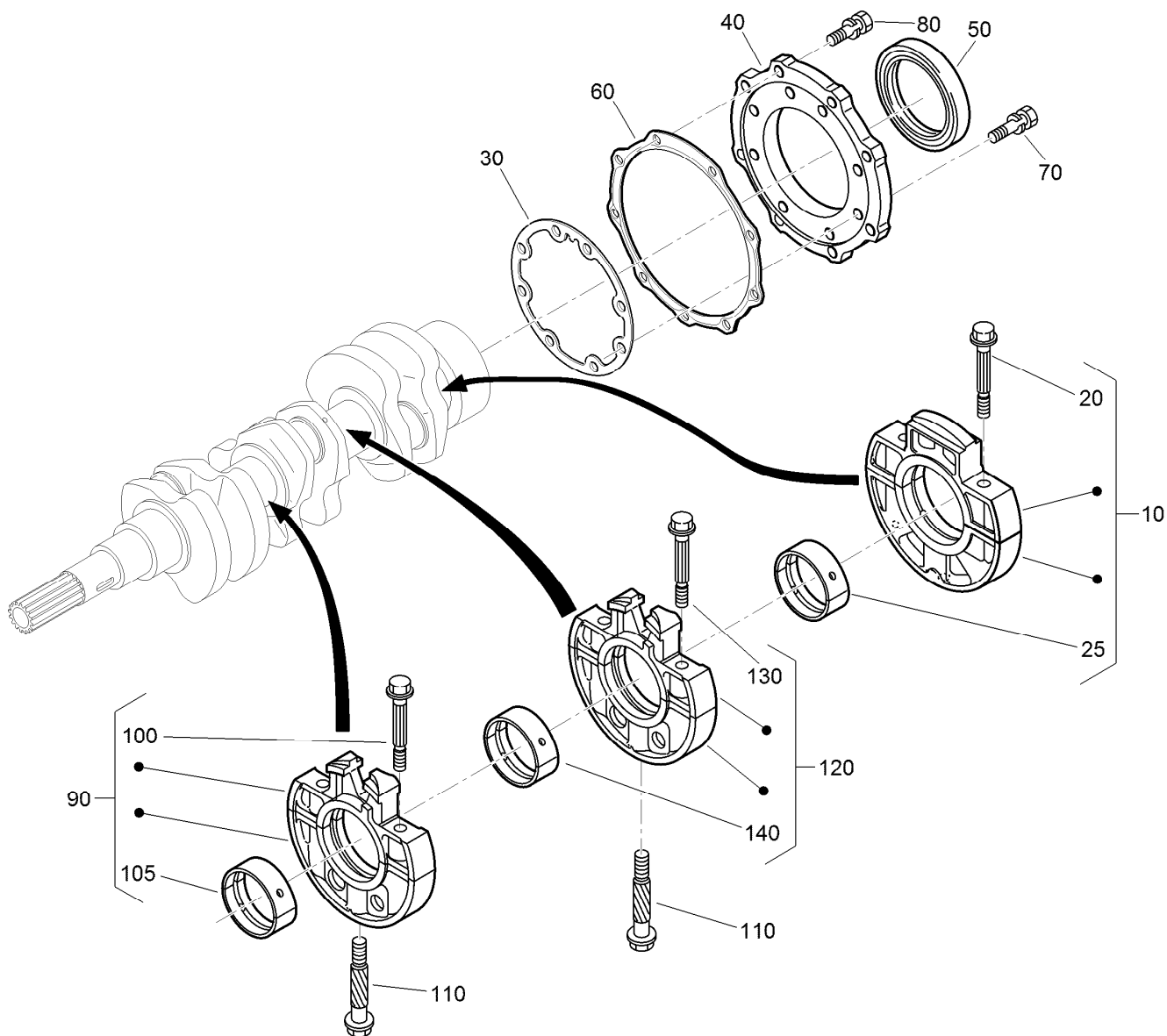
Gear Case and Oil Filter Cartridge Assembly

Ref.	Part Number	Qty.	Description	Ref.	Part Number	Qty.	Description
10	115-3442	1	Comp Gear Case	140	100-1765	3	Bolt
20	127-0425	5	Plug	150	125-9063	4	Bolt-Sems
30	98-7562	1	Washer-Plain	160	98-9356	2	Bolt
40	98-9388	1	Joint-Pipe	170	98-9437	1	Bolt
50	130-1511	1	Spring	180	99-3510	2	Bolt
60	130-1510	1	Valve-Relief	190	99-3511	1	Bolt
70	130-1508	1	Rotor ASM	200	105-3709	1	Stud
80	130-1509	1	Cover-Pump, Oil	210	100-2203	1	Nut-Flange
90	130-1164	5	Screw-Binding	220	119-8038	1	Seal-Oil
100	99-3515	1	Plug-Gearcase	230	105-3710	2	Stud
110	99-3450	1	Plug	240	107-9075	1	Plug-Filler, Oil
120	99-3451	1	Plug-Packing	250	99-3446	1	O-Ring
130	98-9633	1	Gasket-Case, Gear	260	127-0511	1	Filter-Oil



Cylinder Head Cover Assembly

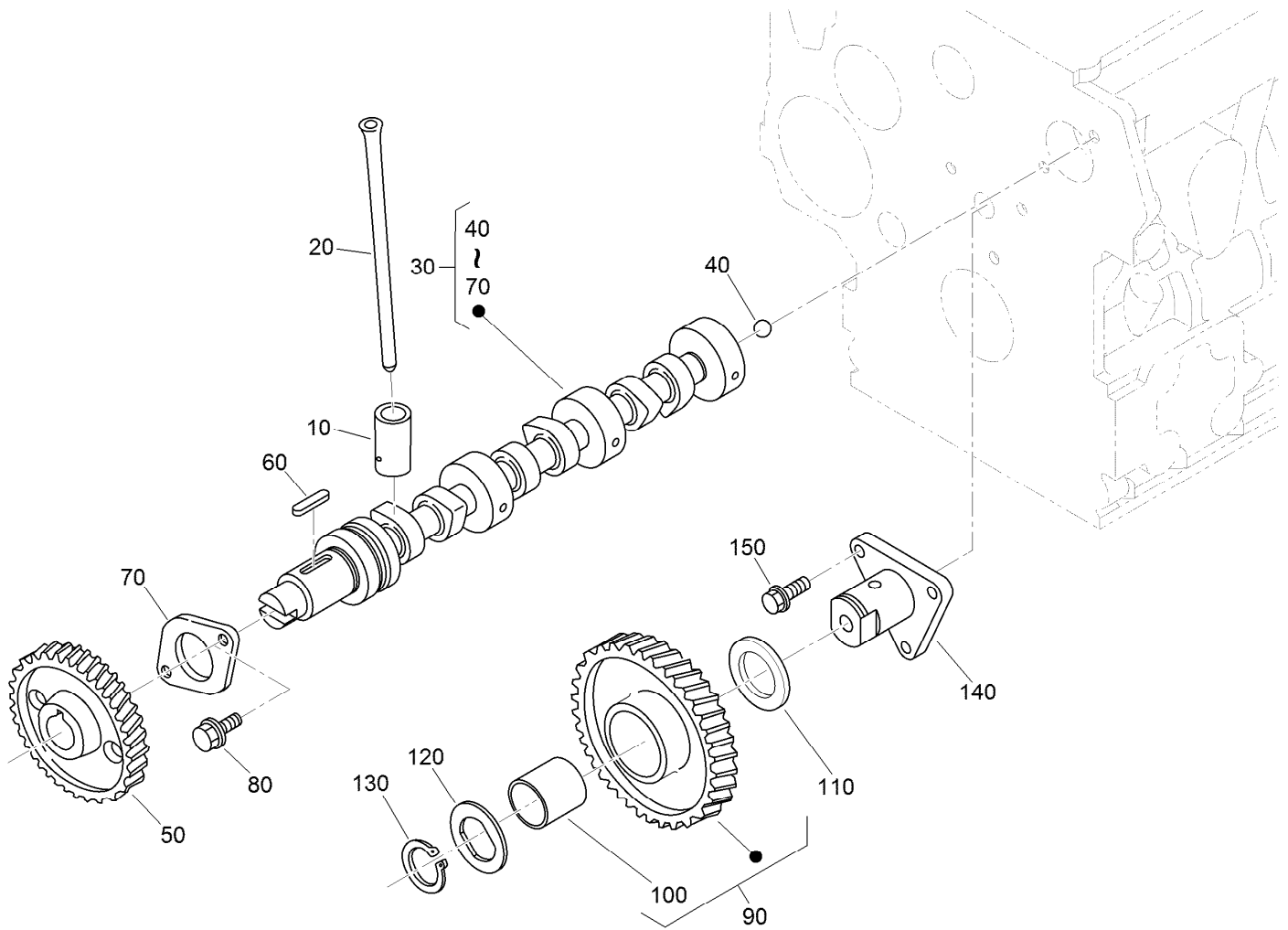
<i>Ref.</i>	<i>Part Number</i>	<i>Qty.</i>	<i>Description</i>
10	115-3446	1	Cylinder Head Cover ASM
30	98-9615	1	Gasket-Cover, Head
40	110-3715	1	Valve-Breather
50	110-3714	1	Cover-Breather
60	98-9364	4	Screw (With Washer)
70	98-7766	1	Pipe-Return, Water
80	98-9455	3	Nut-Cap
90	98-9454	3	Gasket
100	107-9075	1	Plug-Filler, Oil
110	99-3446	1	O-Ring
120	107-7836	1	Tube-Breather
130	108-2859	1	Clamp-Hose
140	108-2860	1	Clamp-Hose



Main Bearing Case Assembly

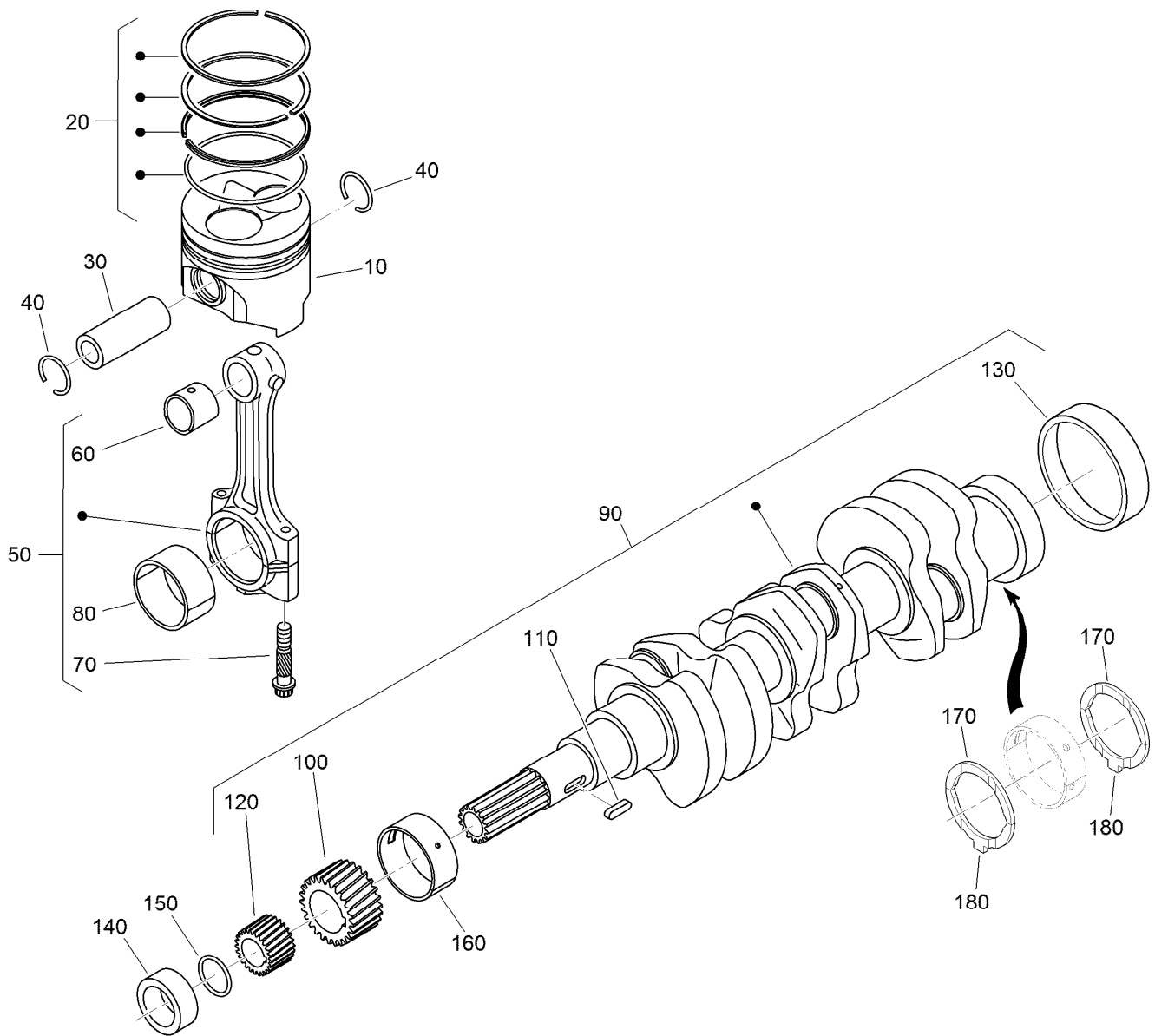
Ref.	Part Number	Qty.	Description
10	112-7026	1	Wheel Bearing Case ASM
20	98-9484	2	Bolt-Case, Bearing
25	115-4121	1	Metal-Crankshaft (STD)
25	112-7039	1	Metal-Crankshaft (0.2Mm)
25	112-7040	1	Metal-Crankshaft (-0.4Mm)
30	131-6554	1	Gasket-Case, Bearing
40	112-7046	1	Cover-Case, Bearing
50	112-0180	1	Seal-Oil
60	112-7037	1	Gasket-Cover, Case
70	127-0441	8	Bolt
80	127-0442	9	Bolt

Ref.	Part Number	Qty.	Description
90	115-4106	1	Main Bearing Case ASM
100	98-9484	2	Bolt-Case, Bearing
105	98-9524	1	Metal-Crankshaft (STD Set)
105	127-0433	1	Metal-Crankshaft (-0.2MM)
105	98-9531	1	Bearing-Main (0.4MM)
110	98-9485	2	Bolt-Case, Bearing
120	115-4107	1	Main Bearing Case ASM
130	98-9484	2	Bolt-Case, Bearing
140	98-9524	1	Metal-Crankshaft (STD Set)
140	127-0433	1	Metal-Crankshaft (-0.2MM)
140	98-9531	1	Bearing-Main (0.4MM)



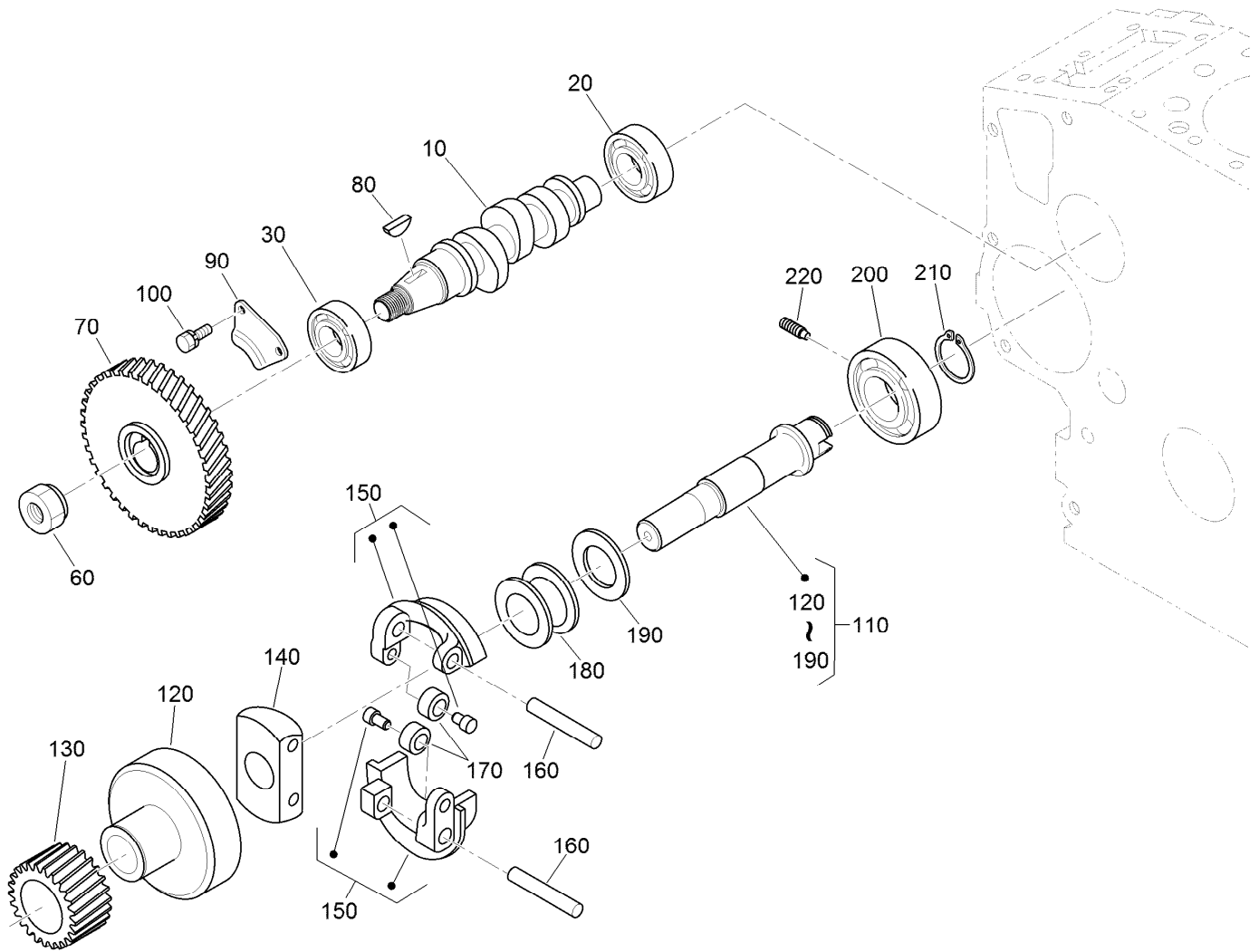
Camshaft and Idle Gear Shaft Assembly

Ref.	Part Number	Qty.	Description
10	112-0185	6	Tappet
20	127-0421	6	Rod-Push
30	130-1505	1	Camshaft ASM
40	110-3729	1	Ball
50	98-9512	1	Gear-Cam
60	98-9378	1	Key-Feather
70	98-9510	1	Stopper-Camshaft
80	98-7692	2	Bolt
90	117-7584	1	Idler Gear ASM
100	117-7585	1	Bushing-Gear, Idle
110	98-9535	1	Collar-Gear, Idle
120	98-9536	1	Collar-Gear, Idle
130	98-9534	1	Circlip-Gear, Idle
140	98-9533	1	Shaft-Gear, Idle
150	98-7692	3	Bolt



Piston and Crankshaft Assembly

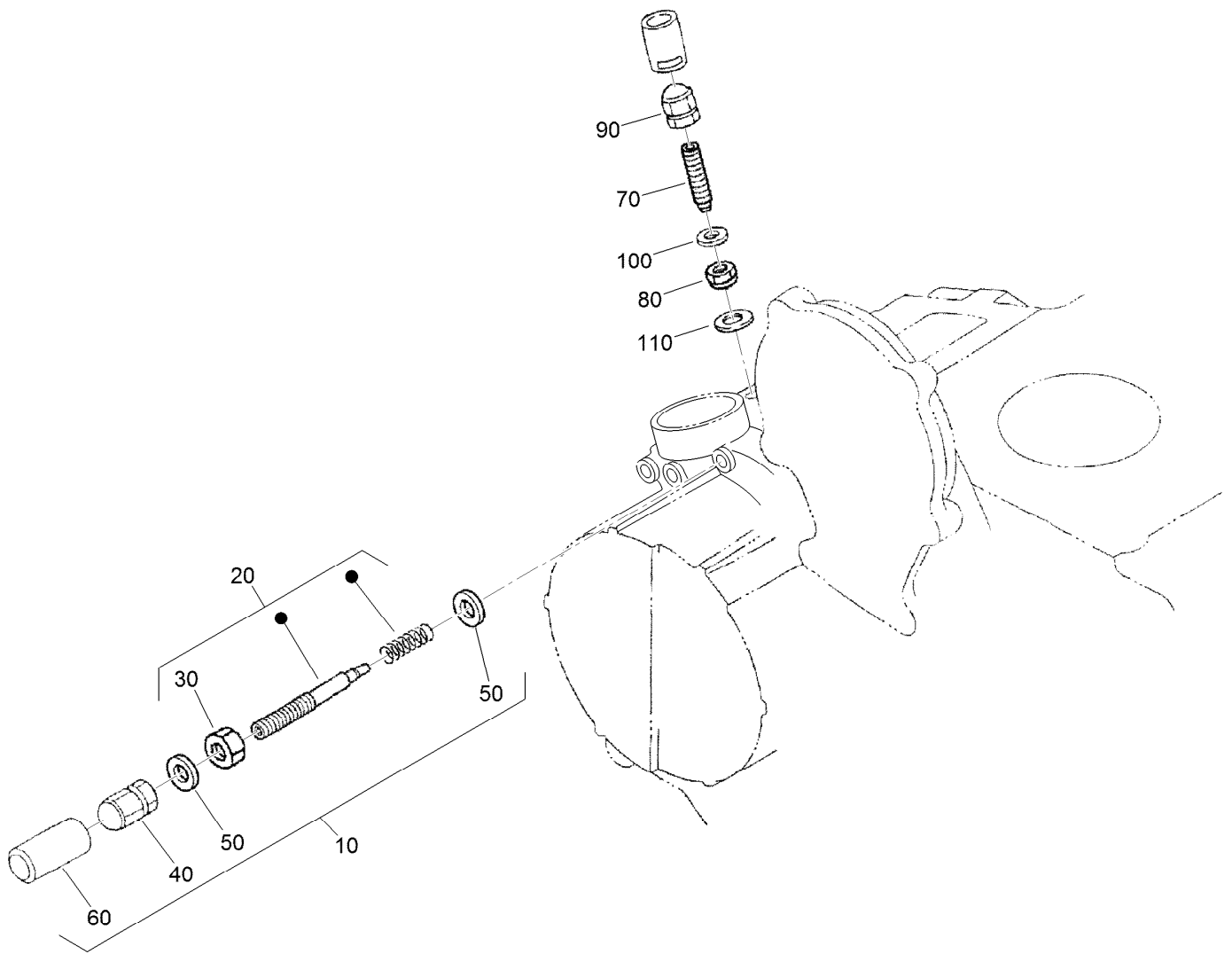
<i>Ref.</i>	<i>Part Number</i>	<i>Qty.</i>	<i>Description</i>	<i>Ref.</i>	<i>Part Number</i>	<i>Qty.</i>	<i>Description</i>
10	130-1546	3	Piston (STD)	110	98-9666	1	Key
10	130-1549	3	Piston (+0.50MM)	120	127-0445	1	Gear-Drive, Oil Pump
20	130-1506	3	Piston Ring ASM (STD)	130	98-9522	1	Sleeve-Crankshaft
20	130-1507	3	Piston Ring ASM (+0.50MM)	140	127-0444	1	Collar-Crankshaft
30	98-9513	3	Pin-Piston	150	105-3783	1	O-Ring
40	98-9514	6	Circlip-Pin, Piston	160	112-7005	1	Bearing-Main (STD)
50	117-7586	3	Connecting Rod ASM	160	98-9528	1	Bearing-Main (-0.2MM)
60	115-3014	3	Bushing-Pin, Piston	160	127-0432	1	Metal-Crankshaft (-0.4MM)
70	98-9517	6	Bolt-Rod, Connecting	170	98-9413	2	Bearing-Thrust (STD)
80	98-9553	3	Bearing-Rod (STD)	170	127-0416	2	Metal-Side (+0.2Mm)
80	98-9519	3	Bearing-Rod (-0.2MM)	170	127-0417	2	Metal-Side (+0.40Mm)
80	117-7588	3	Metal-Crankpin (-0.4MM)	180	98-9688	2	Bearing-Thrust (STD)
90	130-1375	1	Crankshaft ASM	180	127-0437	2	Metal-Side (+0.2MM)
100	117-7561	1	Gear-Crankshaft	180	127-0438	2	Metal-Side (+0.40MM)



Fuel Camshaft and Governor Shaft Assembly

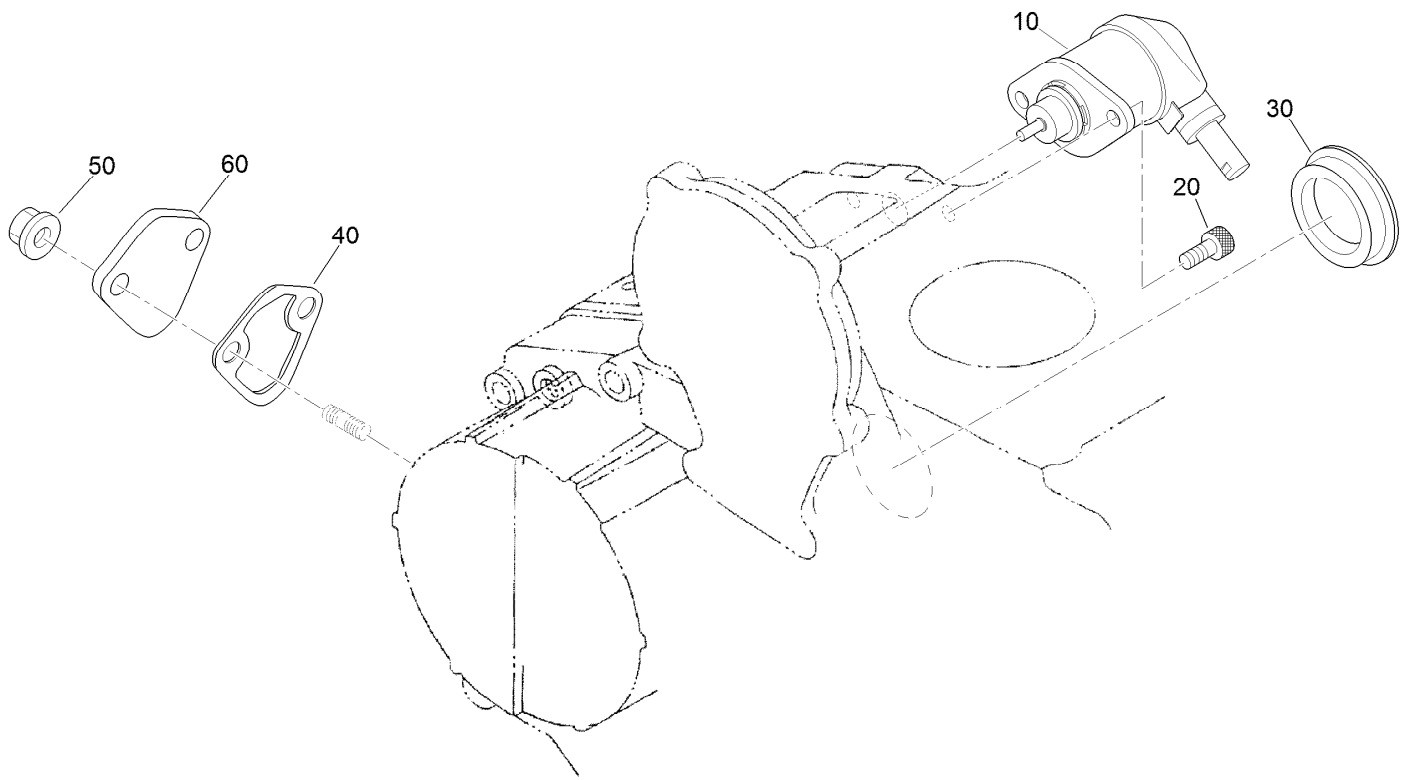
Ref.	Part Number	Qty.	Description
10	98-9459	1	Camshaft-Fuel
20	107-9077	1	Bearing-Ball
30	107-9078	1	Bearing-Ball
60	130-1512	1	Nut
70	130-1378	1	Gear-Injection Pump
80	98-9595	1	Key-Woodruff
90	98-9511	1	Stopper-Fuel, Camshaft
100	98-7692	2	Bolt
110	98-9644	1	Governor Shaft ASM
120	98-9562	1	Holder-Gear, Governor

Ref.	Part Number	Qty.	Description
130	98-9673	1	Gear-Governor
140	98-9561	1	Holder-Weight, Governor
150	130-1240	2	Governor Weight ASM
160	98-9560	2	Shaft-Weight, Governor
170	98-9692	2	Roller
180	98-9563	1	Sleeve-Governor
190	98-9564	1	Washer-Thrust
200	107-9079	1	Bearing-Ball
210	98-9657	1	Circlip-Shaft, Governor
220	98-9565	1	Screw-Set



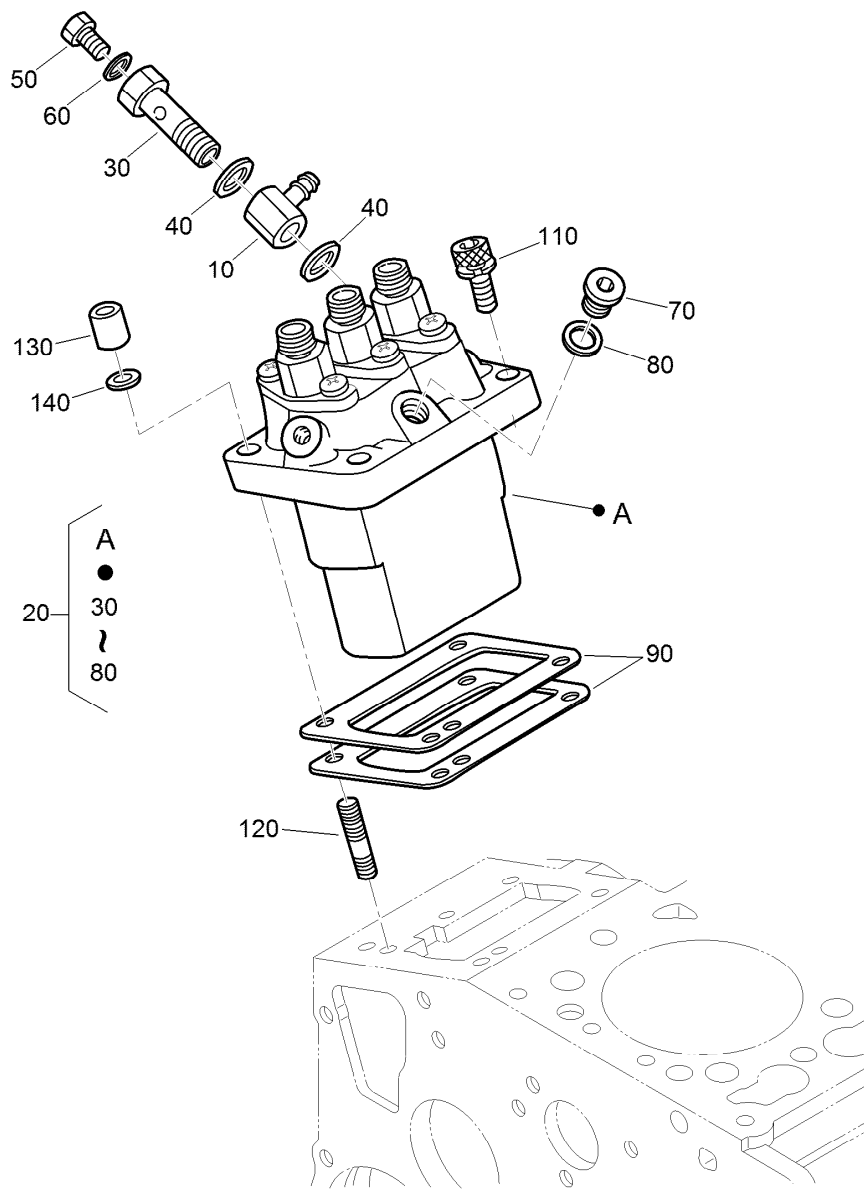
Idle Apparatus Assembly

<i>Ref.</i>	<i>Part Number</i>	<i>Qty.</i>	<i>Description</i>
10	107-7838	1	Apparatus-Idling
20	130-1253	1	Adjusting Bolt ASM
30	98-9439	1	Nut
40	112-0181	1	Nut
50	98-7654	2	Gasket
60	98-7656	1	Cap
70	112-7015	1	Bolt-Adjusting
80	100-2175	1	Nut-Lock
90	112-0181	1	Nut
100	98-7654	1	Gasket
110	107-9081	1	Gasket



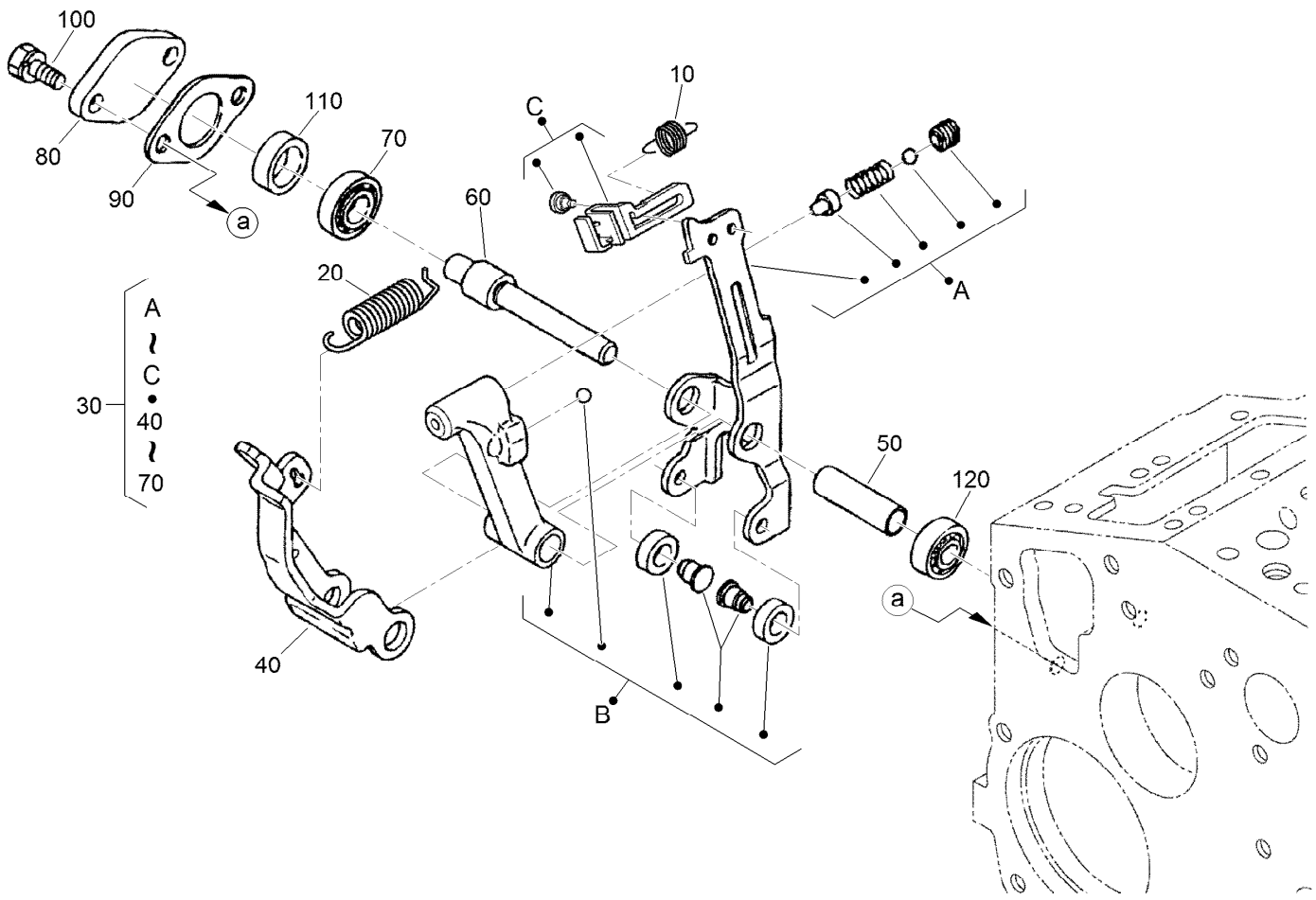
Stop Solenoid and Fuel Pump Cover Assembly

<i>Ref.</i>	<i>Part Number</i>	<i>Qty.</i>	<i>Description</i>
10	104-5155	1	Solenoid-Stop
20	130-1155	2	Screw-HSH
30	99-3514	1	Cover
40	117-7562	1	Gasket-Pump, Fuel
50	100-2203	2	Nut-Flange
60	112-7016	1	Cover-Pump



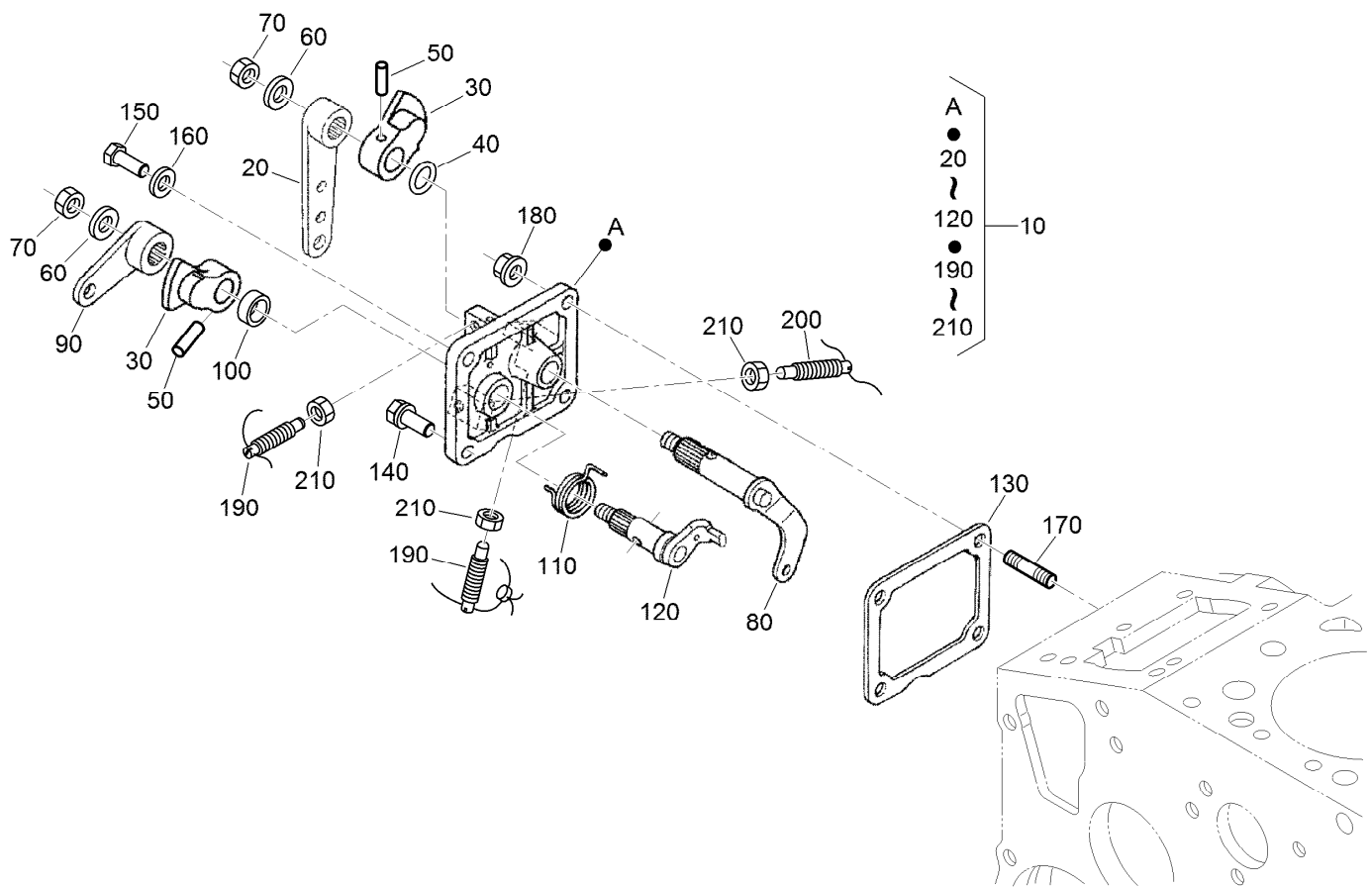
Injection Pump Assembly

<i>Ref.</i>	<i>Part Number</i>	<i>Qty.</i>	<i>Description</i>	<i>Ref.</i>	<i>Part Number</i>	<i>Qty.</i>	<i>Description</i>
10	98-9596	1	Joint-Eye	90	98-9457	1	Shim-Injection (0.25MM)
20	98-9643	1	Injection Pump ASM	90	98-9458	1	Shim-Injection (0.30MM)
30	98-9464	1	Bolt-Joint	90	115-3046	1	Shim-Injection (0.35MM)
40	98-9445	2	Gasket	90	115-3045	1	Shim-Injection (0.175MM)
50	98-9430	1	Screw	110	117-7564	2	Bolt-Hex Soc HD
60	98-9446	1	Gasket	120	98-9438	2	Stud
70	98-9466	1	Plug	130	98-9440	2	Nut-Cap
80	98-9451	1	Gasket	140	98-7699	2	Washer-Spring
90	98-9456	1	Shim-Injection (0.20MM)				



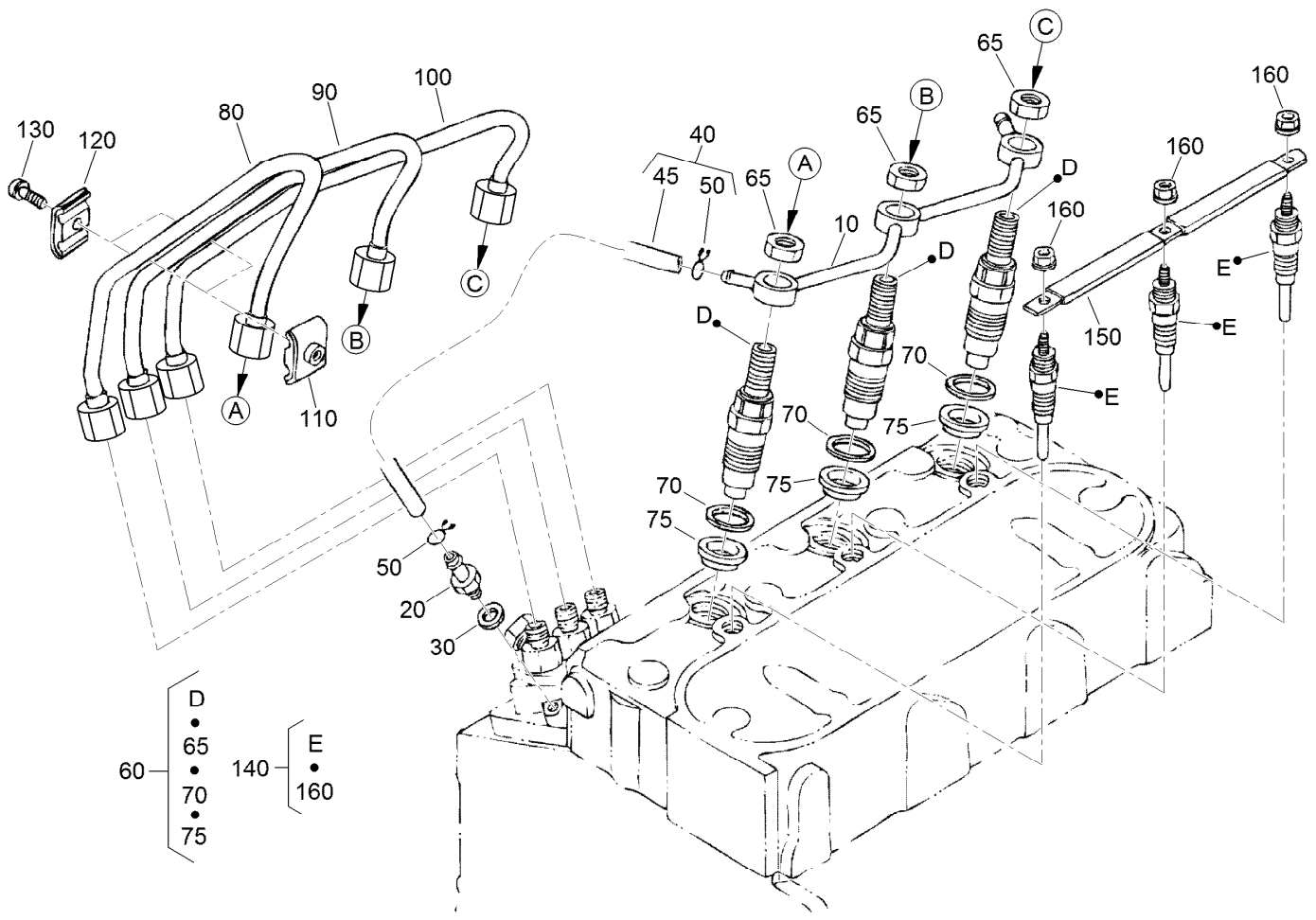
Governor Assembly

<i>Ref.</i>	<i>Part Number</i>	<i>Qty.</i>	<i>Description</i>
10	105-3786	1	Spring-Start
20	107-7839	1	Spring-Governor
30	107-7840	1	Fork Lever ASM
40	107-9084	1	Lever-Fork
50	107-9085	1	Shaft-Lever, Fork
60	107-9086	1	Shaft-Lever, Fork
70	98-9570	1	Bearing-Miniaturize
80	115-4122	1	Cover-Shaft, Fork Lever
90	98-9682	1	Gasket
100	98-9350	2	Bolt
110	98-9567	1	Collar
120	98-9571	1	Bearing-Miniaturize



Speed Control Plate Assembly

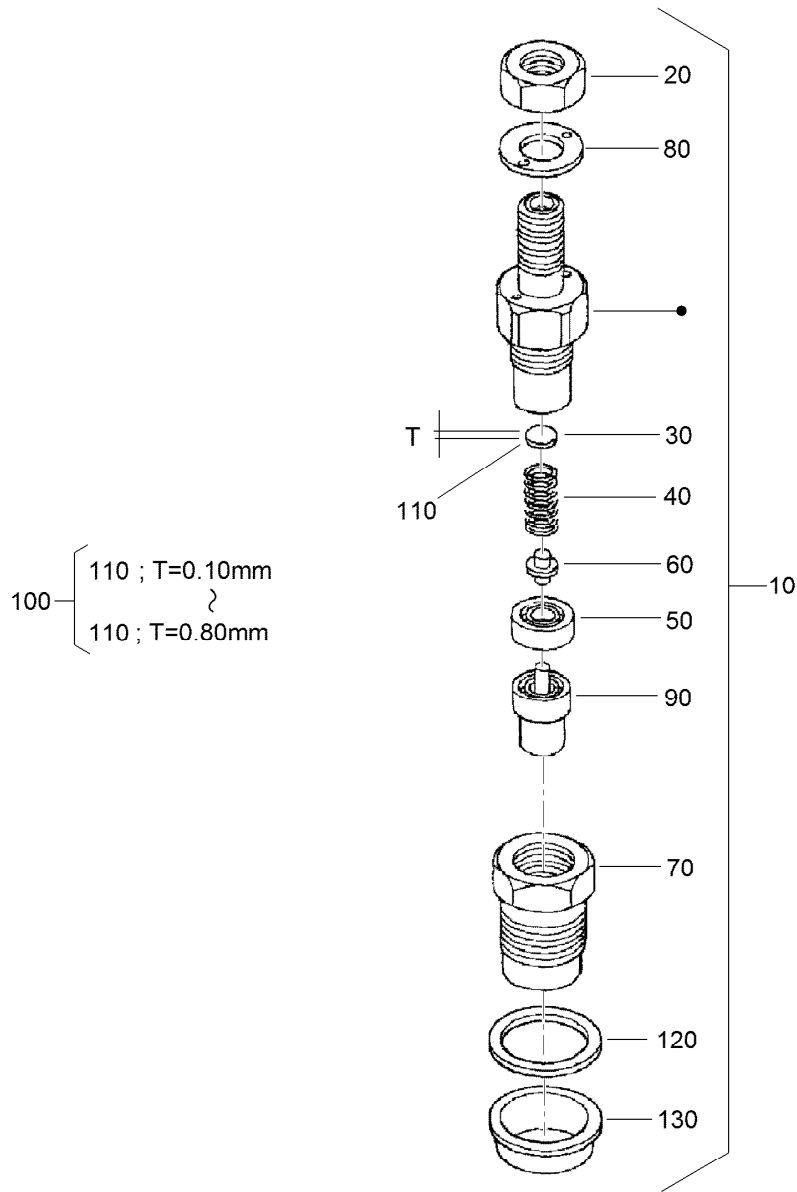
Ref.	Part Number	Qty.	Description	Ref.	Part Number	Qty.	Description
10	105-3735	1	Control Plate ASM	120	98-9664	1	Shaft-Lever, Stop
20	98-9662	1	Lever-Control, Speed	130	98-9637	1	Gasket
30	98-9572	2	Lever-Control, Speed	140	98-7692	1	Bolt
40	105-3788	1	O-Ring	150	127-0401	1	Bolt-Hex
50	98-7602	2	Pin-Spring	160	98-7654	1	Gasket
60	98-9594	2	Washer-Plain	170	105-3710	2	Stud
70	98-9589	2	Nut	180	100-2203	2	Nut-Flange
80	98-9658	1	Governor Lever ASM	190	117-7565	2	Bolt-Adjusting
90	98-9663	1	Lever-Stop, Engine	200	117-7566	1	Bolt-Adjusting
100	98-7601	1	Seal-Oil	210	98-7572	3	Nut
110	98-9472	1	Spring-Return				



Nozzle Holder and Glow Plug Assembly

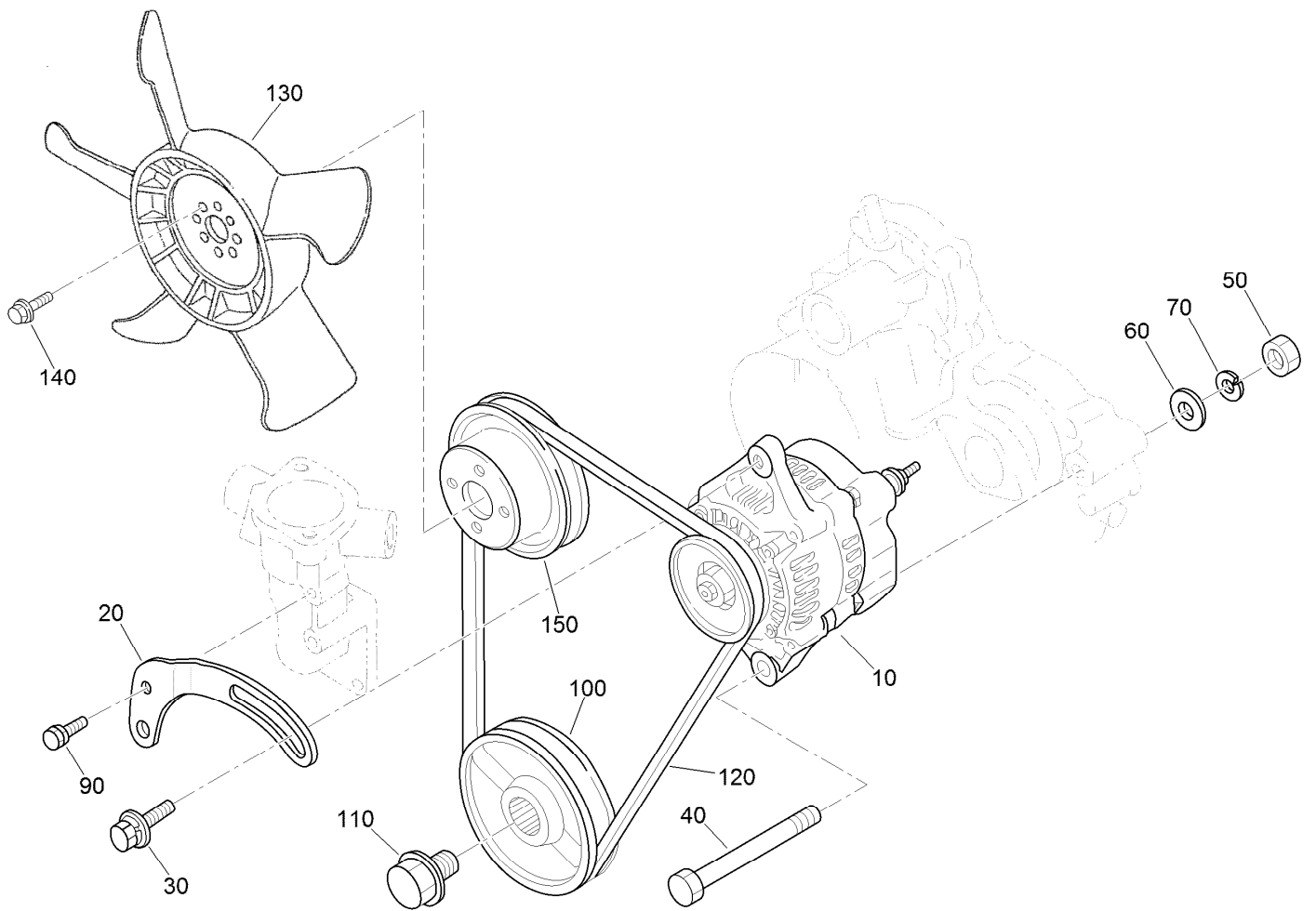
Ref.	Part Number	Qty.	Description
10	98-9620	1	Overflow Pipe ASM
20	98-9431	1	Screw-Bleeder, Air
30	98-7654	1	Gasket
40	98-9420	1	Overflow Pipe ASM
45	112-0182	1	Pipe-Overflow
50	98-7671	2	Clip-Pipe
60	115-3018	3	Nozzle Holder Kit
65	121-2411	3	Nut
70	98-7676	3	Gasket
75	98-7677	3	Seal-Heat

Ref.	Part Number	Qty.	Description
80	98-9622	1	Pipe-Injection
90	98-9654	1	Pipe-Injection
100	98-9655	1	Pipe-Injection
110	98-7682	2	Clamp-Pipe
120	98-7683	2	Clamp-Pipe
130	98-7684	2	Screw (W/Washer)
140	130-1411	3	Plug-Glow
150	98-9631	1	Cord-Plug, Glow
160	99-8377	3	Nut-Flange



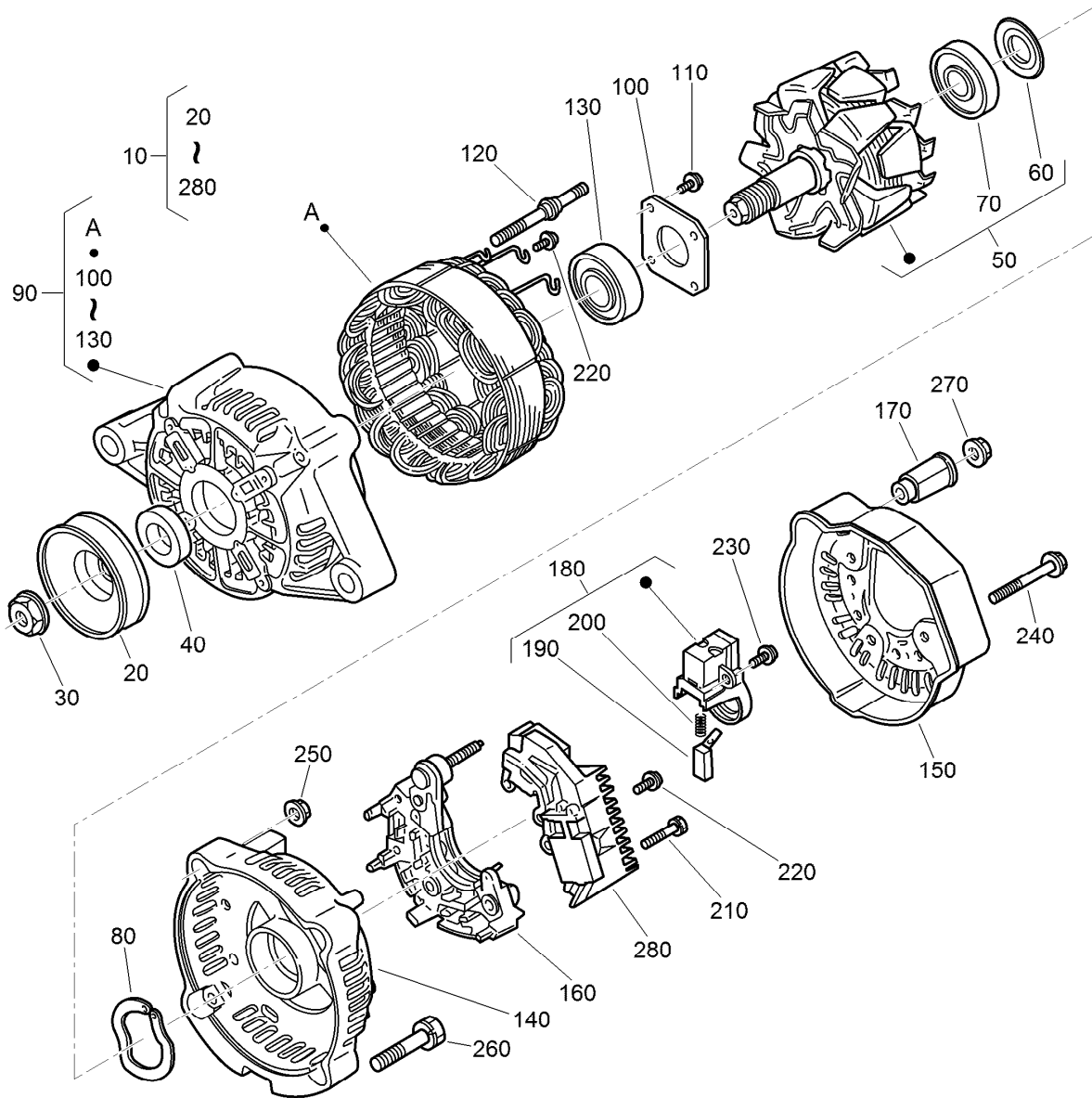
Nozzle Holder Assembly

Ref.	Part Number	Qty.	Description	Ref.	Part Number	Qty.	Description
10	115-3018	3	Nozzle Holder Kit	110	99-8311	3	Washer-Adjust (0.20MM)
20	121-2411	3	Nut	110	99-8312	3	Washer-Adjust (0.30MM)
30	99-8302	3	Washer-Adjusting	110	99-8313	3	Washer-Adjust (0.40MM)
40	99-8303	3	Spring-Nozzle	110	99-8314	3	Washer-Adjust (0.50MM)
50	99-8304	3	Spacer-Distance	110	99-8315	3	Washer-Adjust (0.52MM)
60	99-8305	3	Rod-Push	110	99-8316	3	Washer-Adjust (0.54MM)
70	99-8306	3	Nut-Nozzle	110	99-8317	3	Washer-Adjust (0.56MM)
80	99-8307	3	Washer-Plain	110	99-8318	3	Washer-Adjust (0.58MM)
90	115-3020	3	Piece-Nozzle	110	99-8319	3	Washer-Adjust (0.80MM)
100	99-8309	3	Adjusting Washer ASM	120	98-7676	3	Gasket
110	99-8310	3	Washer-Adjust (0.10MM)	130	98-7677	3	Seal-Heat



Alternator, Pulley and Fan Assembly

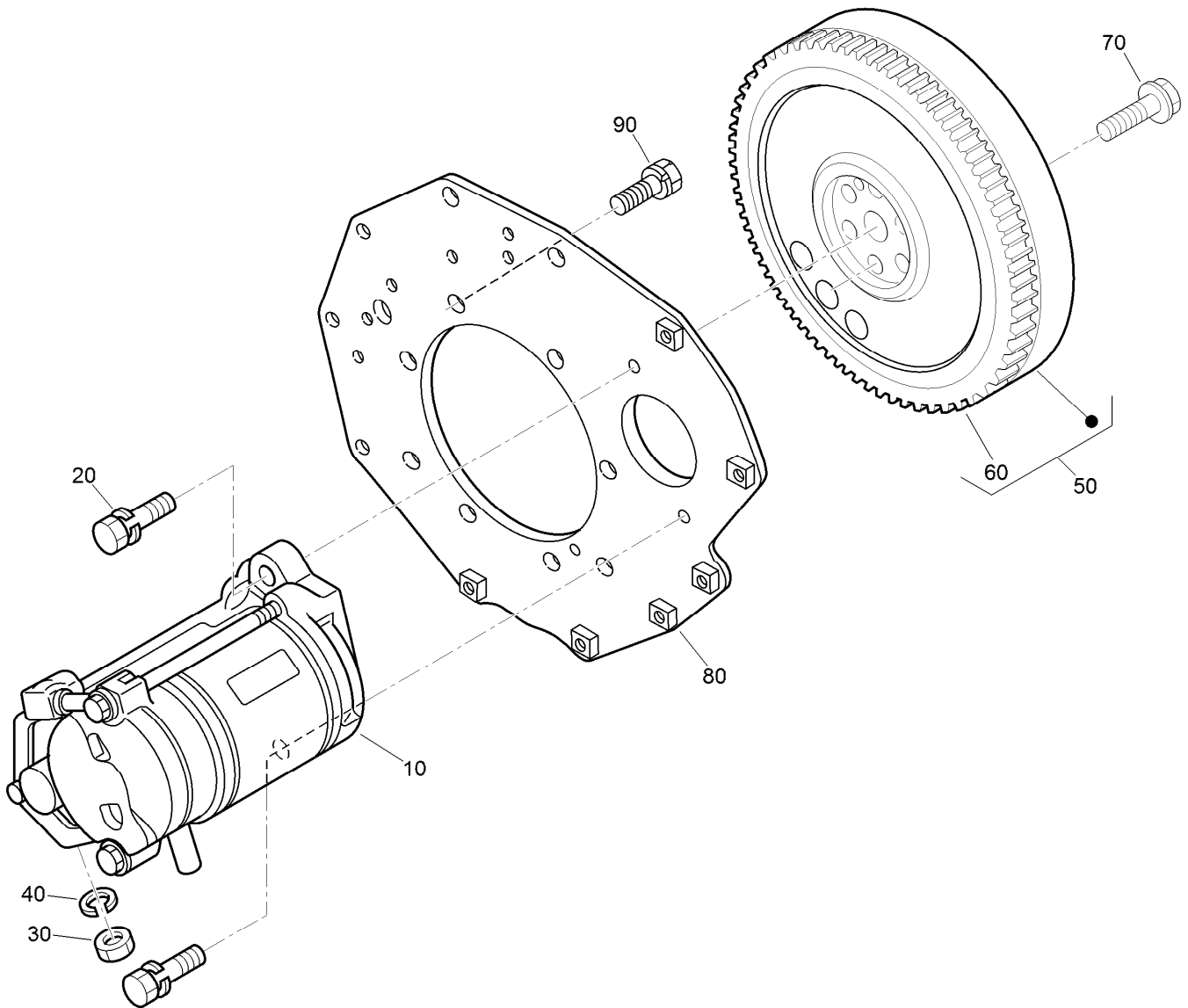
Ref.	Part Number	Qty.	Description
10	131-6557	1	Alternator ASM
20	112-7047	1	Stay-Dynamo
30	108-7088	1	Bolt
40	98-9360	1	Bolt
50	98-7737	1	Nut
60	98-9366	1	Washer-Plain
70	98-7738	1	Washer-Spring
90	98-7692	1	Bolt
100	99-3456	1	Pulley-Drive, Fan
110	98-9585	1	Bolt
120	130-1241	1	V Belt
130	99-3461	1	Fan
140	99-8363	4	Bolt-Flange
150	99-3453	1	Pulley-Fan



Alternator Components Assembly

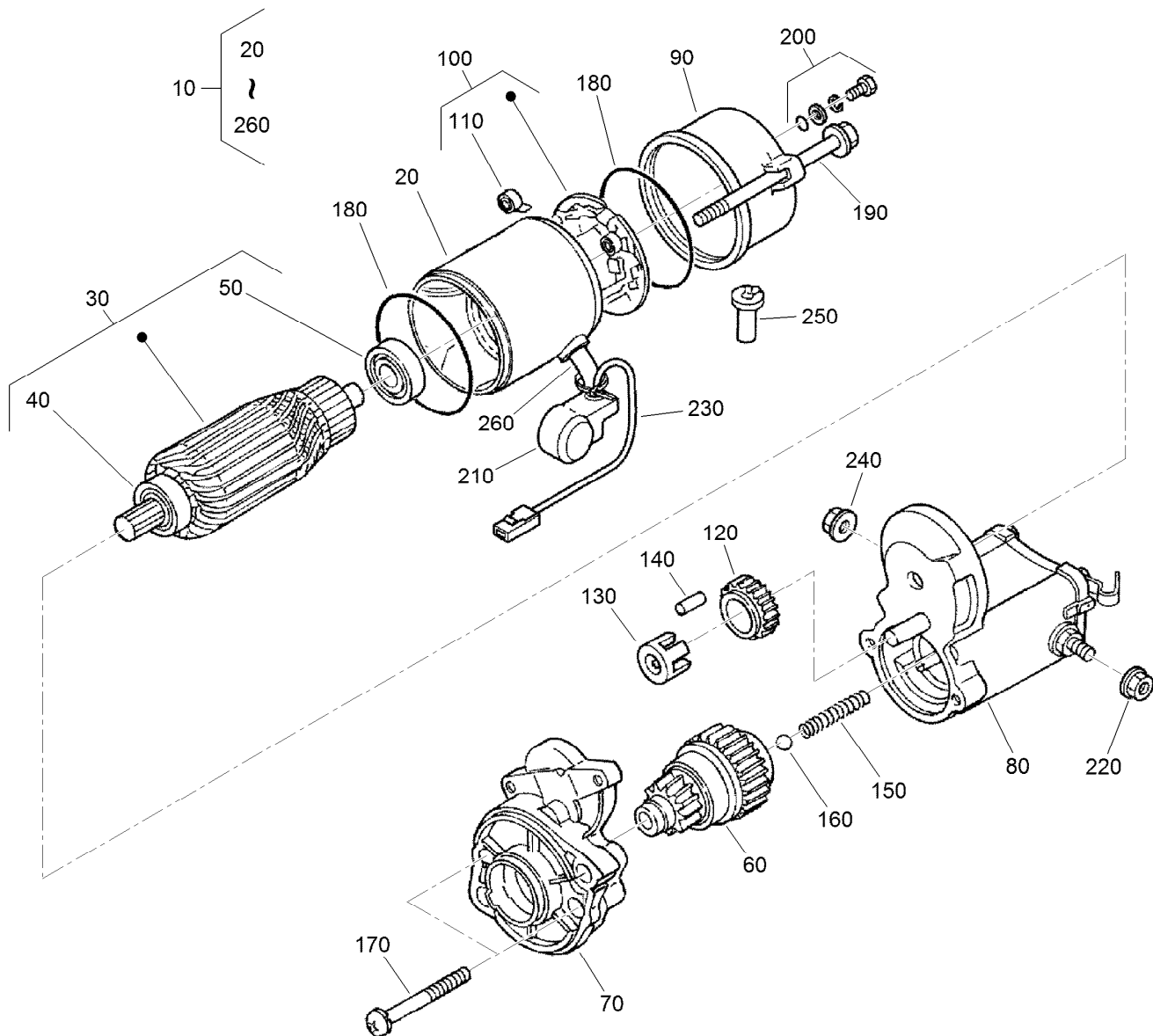
Ref.	Part Number	Qty.	Description
10	131-6557	1	Alternator ASM
20	98-9453	1	Pulley-Dynamo
30	98-7708	1	Nut
40	98-7709	1	Collar
50	107-0136	1	Rotor ASM
60	98-7711	1	Cover-Bearing
70	107-0138	1	Bearing-Ball
80	98-7713	1	Washer-Thrust
90	107-0139	1	Drive End Frame ASM
100	98-7715	1	Plate-Retainer
110	98-7716	4	Screw-Head, Round
120	98-7717	2	Bolt-Through
130	133-2811	1	Bearing
140	107-9087	1	Frame-End

Ref.	Part Number	Qty.	Description
150	107-0140	1	Cover-End
160	127-1612	1	Rectifier ASM
170	98-7722	1	Bushing-Insulation
180	107-0141	1	Brush Holder ASM
190	98-7724	2	Brush
200	98-7725	2	Spring-Brush
210	98-7726	2	Screw-Head, Round
220	98-7727	6	Screw-Head, Round
230	98-7728	1	Screw-Head, Round
240	98-7729	3	Bolt
250	98-7730	2	Nut
260	98-7731	2	Bolt
270	98-7732	1	Nut
280	110-3799	1	Regulator ASM



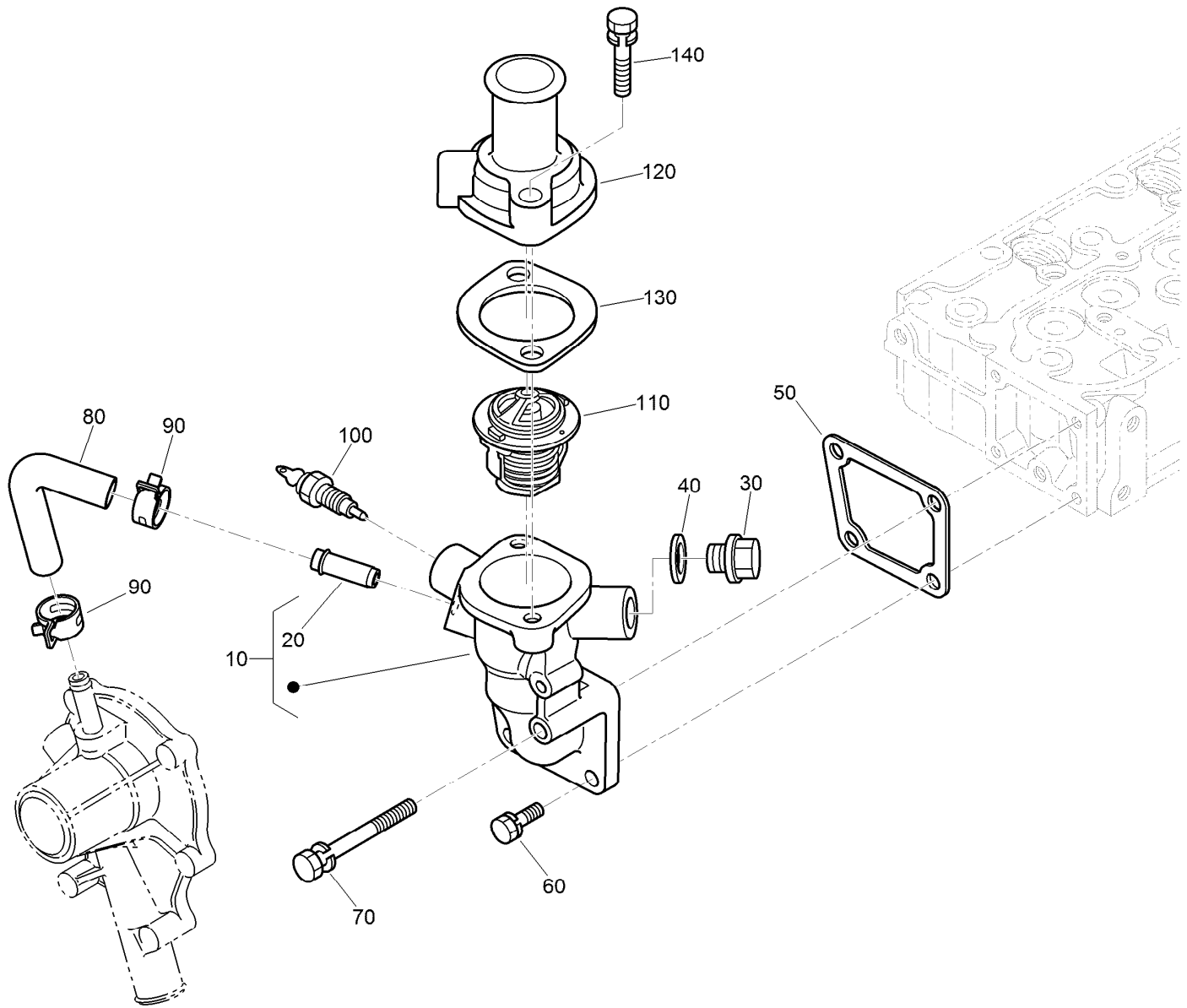
Starter and Flywheel Assembly

Ref.	Part Number	Qty.	Description
10	98-9705	1	Starter ASM
20	98-7697	2	Bolt
30	98-7739	1	Nut
40	105-2893	1	Washer-Spring
50	105-3784	1	Flywheel ASM
60	115-3015	1	Gear-Ring
70	98-9537	6	Bolt-Flywheel
80	98-9486	1	Plate-End, Rear
90	98-9392	8	Bolt



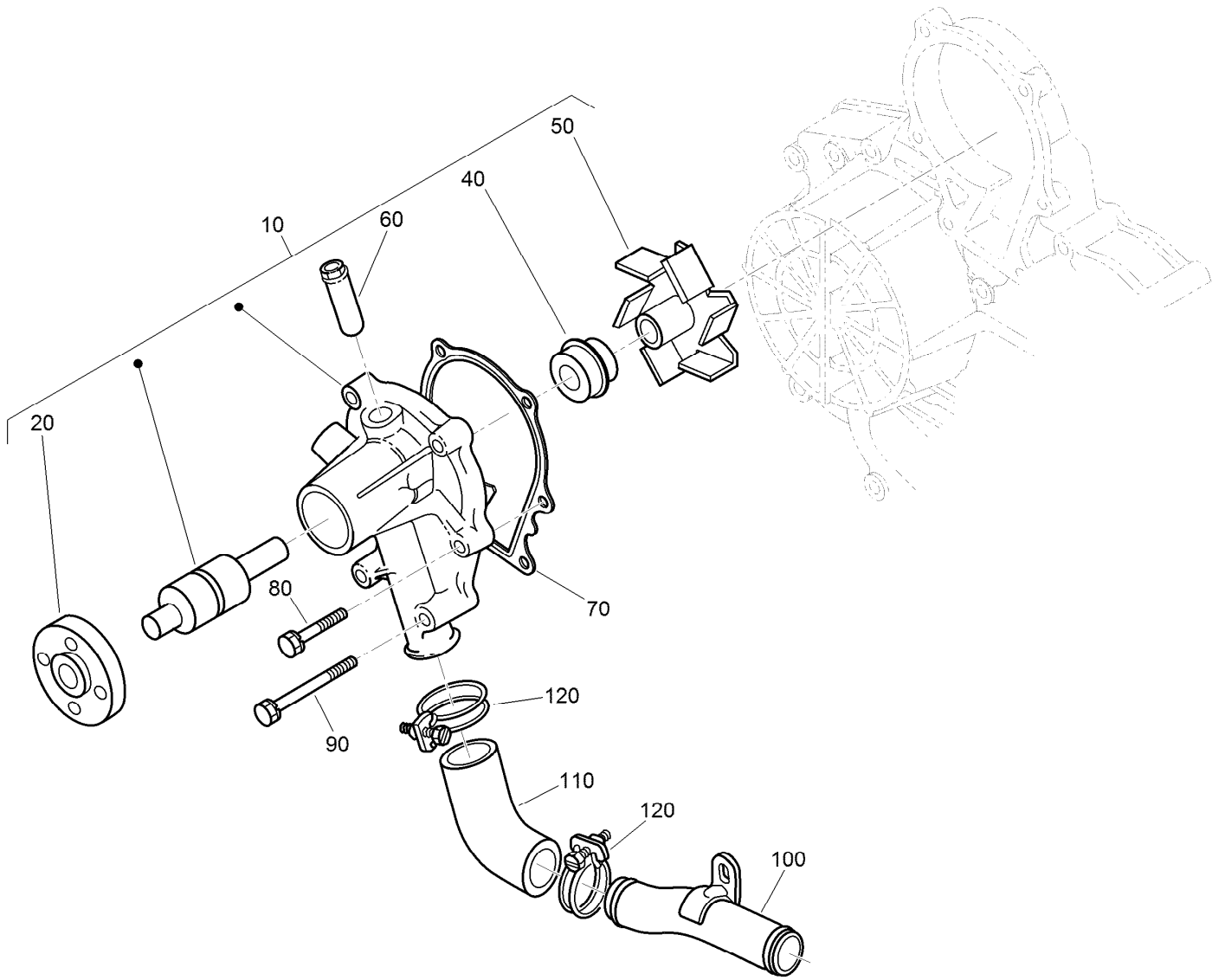
Starter Component Assembly

<i>Ref.</i>	<i>Part Number</i>	<i>Qty.</i>	<i>Description</i>	<i>Ref.</i>	<i>Part Number</i>	<i>Qty.</i>	<i>Description</i>
10	98-9705	1	Starter ASM	140	98-7753	5	Roller
20	104-8608	1	Yoke ASM	150	98-7754	1	Spring
30	98-7742	1	Armature ASM	160	98-7755	1	Ball
40	98-7744	1	Bearing	170	98-7756	2	Bolt
50	98-7743	1	Bearing	180	98-7757	2	O-Ring
60	99-8373	1	Clutch-Running, Over	190	100-9240	2	Bolt
70	99-8374	1	Frame-End, Drive	200	98-7758	2	Bolt ASM
80	105-3746	1	Magnetic Switch ASM	210	99-8375	1	Cover
90	98-7748	1	Frame-End	220	99-8371	1	Nut-Hex
100	98-7749	1	Brush Holder ASM	230	98-9711	1	Cord-Solenoid, Stop
110	98-7750	4	Spring-Brush	240	99-8376	1	Nut-Hex
120	98-7751	1	Gear	250	98-7759	1	Pipe-Drain
130	98-7752	1	Retainer	260	98-9712	1	Band-Cover



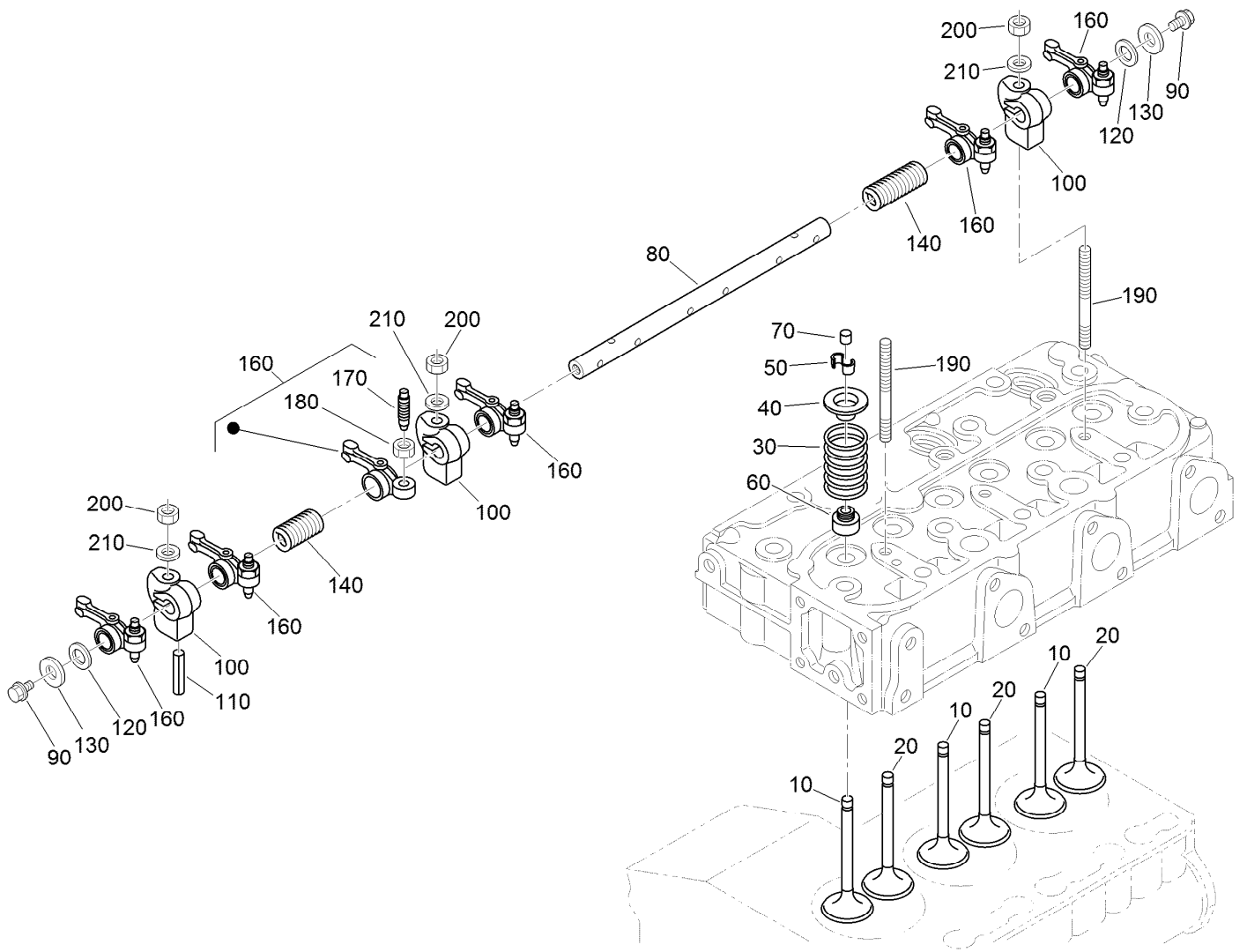
Water Flange and Thermostat Assembly

<i>Ref.</i>	<i>Part Number</i>	<i>Qty.</i>	<i>Description</i>
10	98-9713	1	Water Flange ASM
20	98-9580	1	Pipe-Return, Water
30	105-3747	1	Plug
40	99-3583	1	Gasket
50	98-9638	1	Gasket-Flange, Water
60	98-7692	3	Bolt
70	98-9356	1	Bolt
80	98-9578	1	Pipe-Return, Water
90	125-9078	2	Clamp-Hose
100	98-9719	1	Thermoswitch
110	98-7778	1	Thermostat ASM
120	98-9471	1	Cover-Thermostat
130	105-3748	1	Gasket-Thermostat
140	98-7777	2	Bolt



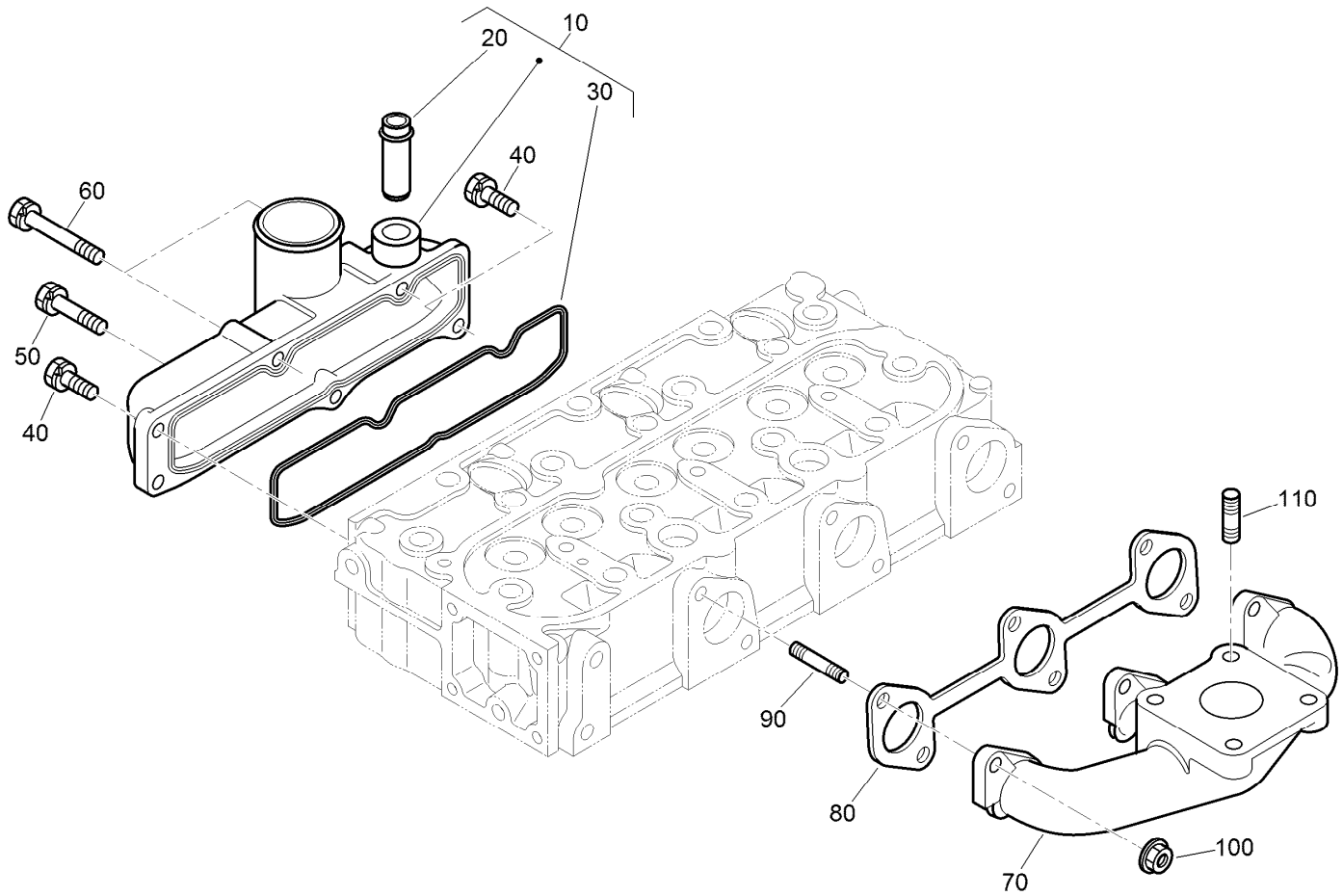
Water Pump and Water Pipe Assembly

<i>Ref.</i>	<i>Part Number</i>	<i>Qty.</i>	<i>Description</i>
10	107-9089	1	Water Pump ASM
20	99-3516	1	Flange-Pump, Water
40	105-3750	1	Mechanical Seal ASM
50	112-7017	1	Impeller-Pump, Water
60	100-1932	1	Pipe-Return, Water
70	99-3454	1	Gasket-Pump, Water
80	98-9353	4	Bolt
90	98-9357	2	Bolt
100	98-9716	1	Pipe-Water
110	107-9091	1	Pipe-Water
120	127-0439	2	Clamp-Hose



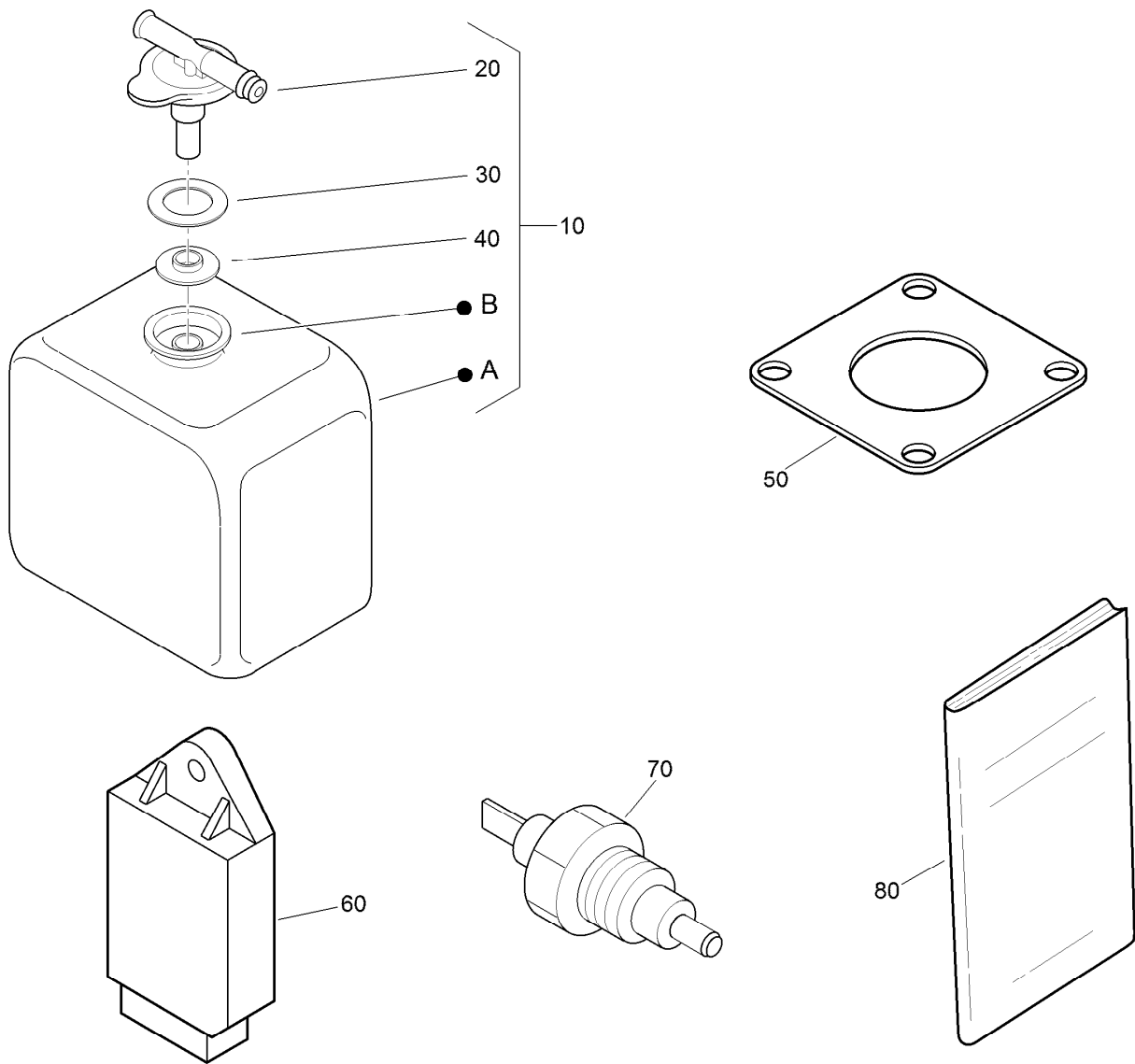
Valve and Rocker Arm Assembly

<i>Ref.</i>	<i>Part Number</i>	<i>Qty.</i>	<i>Description</i>	<i>Ref.</i>	<i>Part Number</i>	<i>Qty.</i>	<i>Description</i>
10	112-7018	3	Valve-Inlet	110	105-3758	1	Pin-Spring
20	120-2564	3	Valve-Exhaust	120	98-9507	2	Washer-Shaft, Rocker Arm
30	98-9648	6	Spring-Valve	130	110-3832	2	Washer-Plain
40	107-9092	6	Retainer-Spring	140	98-9504	2	Spring-Arm, Rocker
50	117-7572	6	Collet-Spring, Valve	160	112-7020	6	Rocker Arm ASM
60	99-8385	6	Seal-Stem, Valve	170	98-9502	6	Screw-Adjusting
70	98-9497	6	Cap-Valve	180	98-9503	6	Nut
80	130-1248	1	Shaft-Arm, Rocker	190	98-9506	3	Stud
90	99-8363	2	Bolt-Flange	200	98-9393	3	Nut
100	98-9505	3	Bracket-Arm, Rocker	210	98-9385	3	Washer-Flat



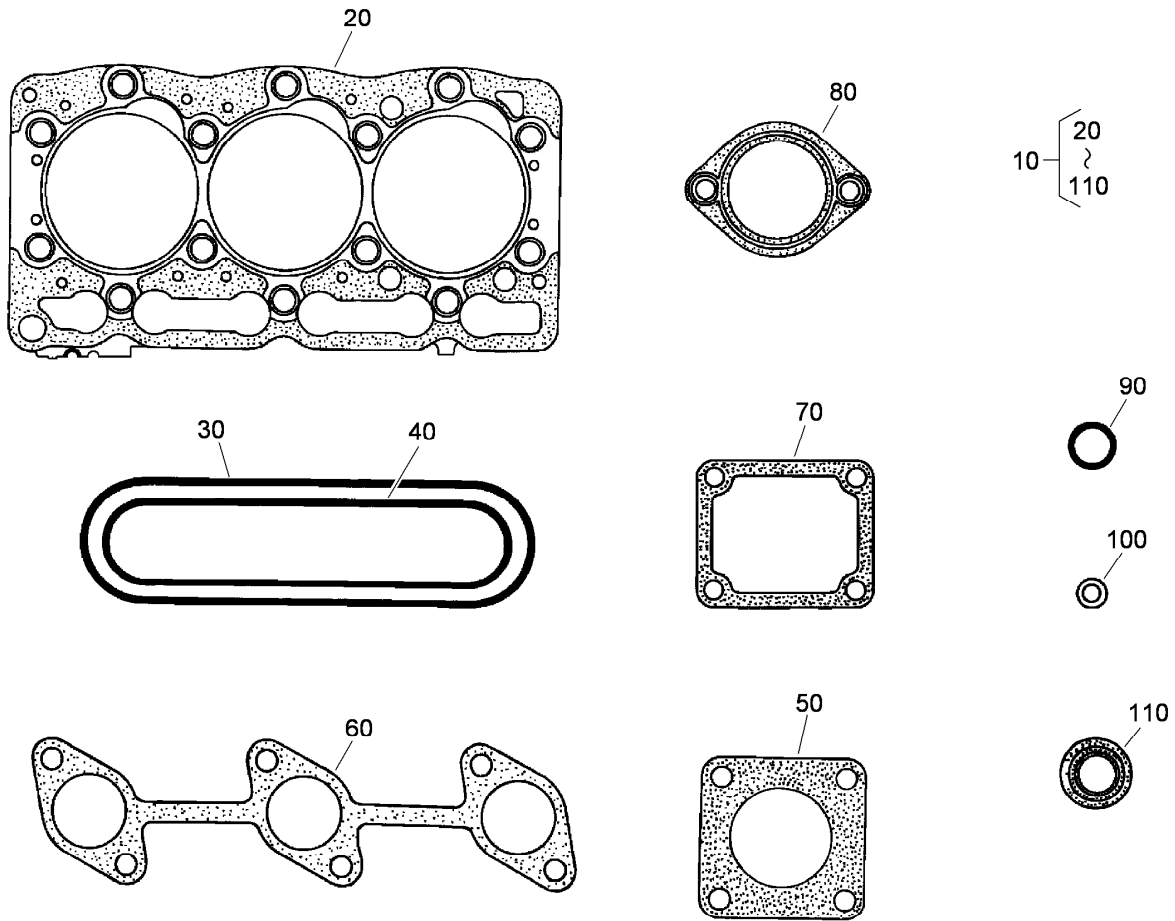
Inlet and Exhaust Manifold Assembly

<i>Ref.</i>	<i>Part Number</i>	<i>Qty.</i>	<i>Description</i>
10	107-7843	1	Manifold Inlet ASM
20	98-9492	1	Joint-Pipe, Breather
30	98-9609	1	Gasket-Manifold, Inlet
40	127-0403	3	Bolt-Flange
50	98-9353	1	Bolt
60	125-9063	2	Bolt-Sems
70	107-9093	1	Manifold-Exhaust
80	99-8327	1	Gasket-Manifold, Exhaust
90	98-9588	6	Stud
100	98-9665	6	Nut
110	98-7769	4	Stud



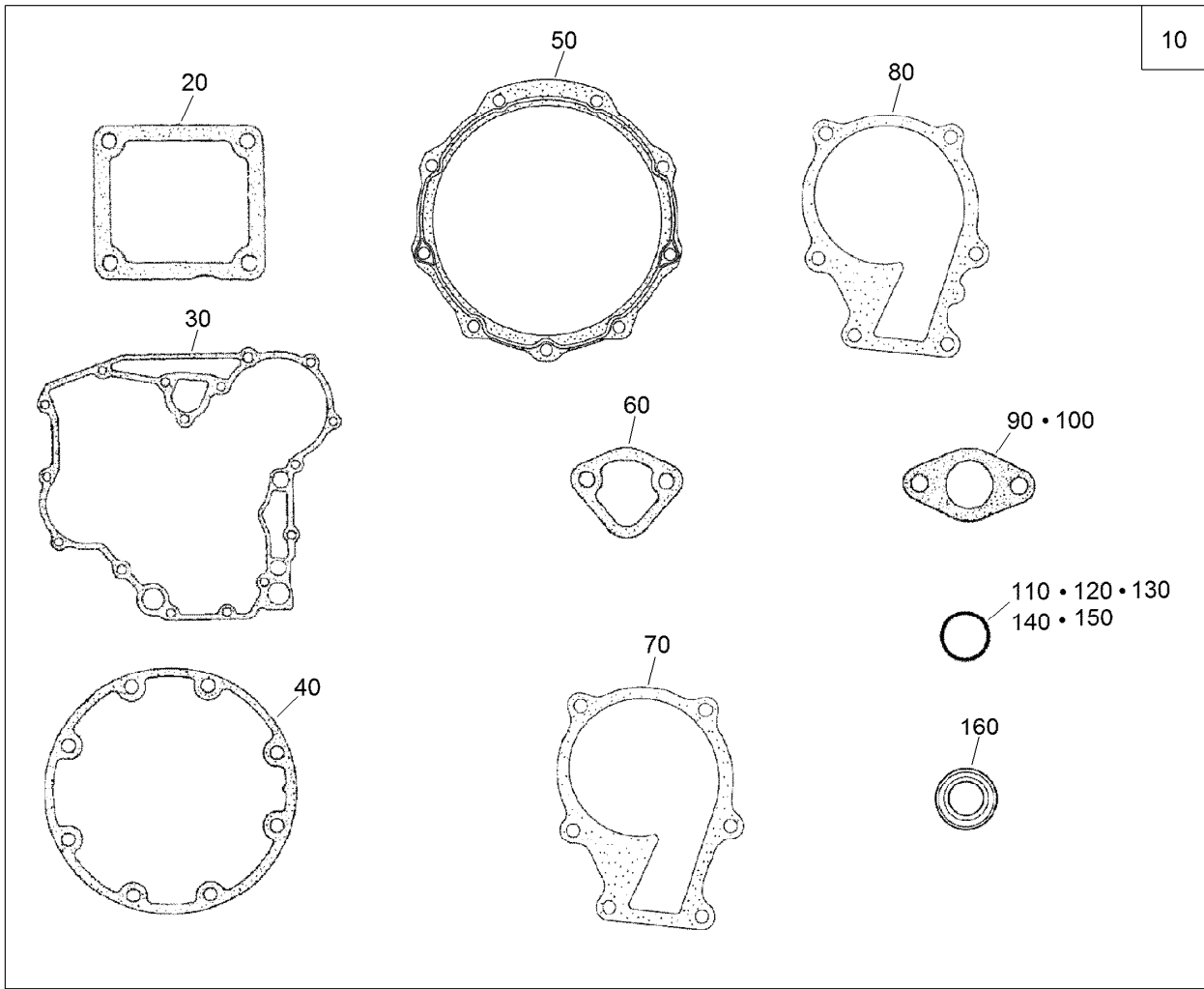
Miscellaneous Engine Parts

<i>Ref.</i>	<i>Part Number</i>	<i>Qty.</i>	<i>Description</i>
10	104-9318	1	Bottle-Overflow
20	115-4132	1	Cap
30	105-3755	1	Gasket
40	105-3756	1	Plate
50	99-8343	1	Gasket-Muffler
60	98-7611	1	Controller-Glow
70	106-7772	1	Thermoswitch
80	130-1543	1	Manual-Operator



Upper Gasket Kit

<i>Ref.</i>	<i>Part Number</i>	<i>Qty.</i>	<i>Description</i>
10	107-7848	1	Upper Gasket Kit
20	108-6573	1	Gasket-Head, Cylinder
30	98-9615	1	Gasket-Cover, Head
40	98-9609	1	Gasket-Manifold, Inlet
50	99-8343	1	Gasket-Muffler
60	99-8327	1	Gasket-Manifold, Exhaust
70	98-9638	1	Gasket-Flange, Water
80	105-3748	1	Gasket-Thermostat
90	99-3446	2	O-Ring
100	98-9454	3	Gasket
110	99-8385	6	Seal-Stem, Valve



Lower Engine Gasket Kit

<i>Ref.</i>	<i>Part Number</i>	<i>Qty.</i>	<i>Description</i>
10	130-1364	1	Lower Gasket Kit
20	98-9637	1	Gasket
30	98-9633	1	Gasket-Case, Gear
40	131-6554	1	Gasket-Case, Bearing
50	112-7037	1	Gasket-Cover, Case
60	117-7562	1	Gasket-Pump, Fuel
70	98-9632	1	Gasket-Pump, Water
80	99-3454	1	Gasket-Pump, Water

<i>Ref.</i>	<i>Part Number</i>	<i>Qty.</i>	<i>Description</i>
90	98-9682	1	Gasket
100	98-9683	1	Gasket-Cover, Solenoid
110	105-3781	2	O-Ring
120	105-3777	2	O-Ring
130	105-3783	1	O-Ring
140	105-3776	1	O-Ring
150	105-3788	1	O-Ring
160	98-7601	1	Seal-Oil

Attachments and Accessories

For 03171 Reelmaster 3100-D Traction Unit With Sidewinder

Product Name	Model/Part
27in Lift Arm Kit	03172
32in Lift Arm Kit	03173
5-Blade 27in DPA Edge Series Cutting Unit	03188
8-Blade 27in DPA Edge Series Cutting Unit	03189
11-Blade 27in DPA Edge Series Cutting Unit	03190
8-Blade 32in DPA Edge Series Cutting Unit	03191
27in Verticutter Cutting Unit	03203
Smooth Rear Tire	127-2796
Decal-Service, Japan	138-1190
Premium Seat Kit.....	30629
Arm Rest Kit.....	30707
Work Light Kit	30841



Count on it.