



Count on it.

Parts Catalog

Groundsmaster® 4000

Rotary Mower

Model No. 30609—Serial No. 414918090 and Up



Ordering Replacement Parts

To order replacement parts, please supply the part number, the quantity, and the description of each part desired.

Understanding Reference Numbers

Each identified part in an illustration has a reference number. The reference number for a part also appears in the parts list, along with other information about the part.

This catalog uses two special reference number formats, one to indicate parts in a service assembly and another to indicate the quantity of a given part in an illustration.

Service Assembly Reference Numbers

Parts in service assemblies have reference numbers in the form a:b. The a represents the reference number of the entire service assembly and the b represents a sequential number unique to each part within the service assembly.

For example, a wheel assembly might be identified by reference number 6, the tire by 6:1, the valve by 6:2, and the wheel by 6:3. When you order the assembly identified by reference number 6, you receive all parts identified by reference numbers 6:1, 6:2, and 6:3. However, you may also order any part individually. Reference numbers of this type appear in illustration and in parts lists.

Reference Numbers Indicating Quantity

In an illustration, if a reference number indicates more than one part, the reference number has the form nX y. The n represents the quantity of the part, the X is the multiplication symbol, and the y represents the reference number.

For example, in an illustration, the reference number 2X 37 means that two of the parts identified by reference number 37 are indicated.

Contents

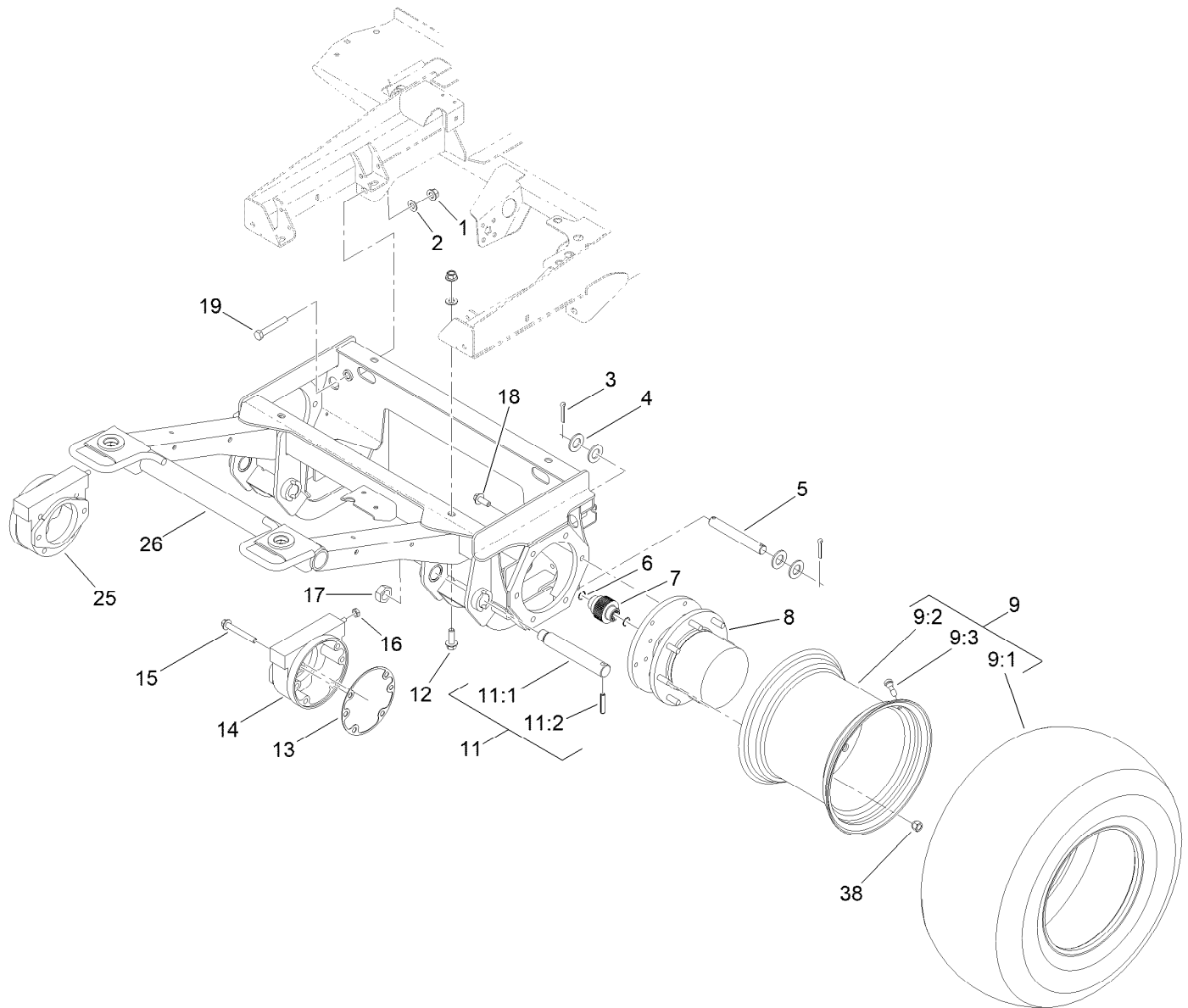
Front Frame and Steering Assembly	6
Planetary Assembly No. 136-2913	7
Brake Assembly No. 100-3070-03	8
Brake Assembly No. 100-3069-03	9
Battery, Shield and Rear Cover Assembly	10
Wing Lift Arm Assembly	12
Hydraulic Cylinder Assembly No. 139-0956	14
Impact Arm Assembly	16
Frame, Bumper and Proximity Sensor Assembly	18
ROPS and Step Assembly	20
Flywheel and Motor Mount Assembly	22
Radiator Assembly	24
Fan Mounting and Hardline Assembly	26
Hydraulic Motor Assembly No. 137-5571	28
Engine and Controller Assembly	29
Rear Axle and Steering Cylinder Assembly	30
Bevel Pinion Shaft Assembly Rear Axle Assembly No. 110-4750	32
Differential Assembly Rear Axle Assembly No. 110-4750	33
Axle Support Assembly Rear Axle Assembly No. 110-4750	34
Bevel Gear Case Assembly Rear Axle Assembly No. 110-4750	35
Bevel Gear Shaft Assembly Rear Axle Assembly No. 110-4750	36
Axle Case Assembly Rear Axle Assembly No. 110-4750	37
Axle Assembly Rear Axle Assembly No. 110-4750	38
Hydraulic Motor Assembly No. 120-8814	39
Steering Cylinder Assembly No. 121-1534	40
Hydraulic Fitting Assembly	41
Hose and Tube Routing Assembly	42
Fuel Tank and Air Cleaner Assembly	43
Air Cleaner Assembly No. 99-5410	44
Hood Assembly	45
Fuel/Water Separator and Shield Assembly	46
Front Deck Installation Assembly	48
Hydraulic Motor Assembly No. 127-3694	50
Lift Cylinder Assembly No. 120-8802	51
Front Deck Hydraulic Fitting Assembly	52
Front Deck Hose Routing Assembly	53
Front Deck Idler and Skid Assembly	54
Double Driven Spindle Assembly No. 139-1037	56
High Driven Spindle Assembly No. 139-1038	58
Front Deck Caster Arm and Wheel Assembly	60
Front Deck Driving Spindle Assembly	62
Driving Spindle Assembly No. 139-1035	64
Front Deck Cutting Chamber, Cover and Roller Assembly	66
Right Deck Mount Assembly	68
Right Deck Hydraulic Fitting Assembly	70
Right Deck Hose Assembly	72
Right Deck, Idler and Skid Assembly	74
Low Driven Spindle Assembly No. 139-1039	76
Right Hand and Left Hand Castor Arm and Wheel Assembly	78
LH and RH Deck Driving Spindle Assembly	80
Right Deck Discharge Chamber and Cover Assembly	82
Left Deck Mount Assembly	84
Left Deck Hydraulic Fitting Assembly	86
Left Deck Hose Assembly	88

Contents (continued)

Left Deck, Idler and Skid Assembly	90
Left Deck Discharge Chamber and Cover Assembly	92
Traction Pedal and Platform Assembly	94
Brake Pedal Assembly	96
Seat Base and Seat Assembly	98
Air Ride Seat Suspension Assembly No. 130-2702	100
Vinyl Premium Seat Assembly No. 117-5676	102
Steering and Controller Assembly	104
Steering Column Assembly No. 132-6230	106
Fender, Tool Box and Cover Assembly	108
LH Fender Assembly	110
Acoustic Foam Assembly	111
Platform Wire Harness and Fuse Assembly	112
Rear Wire Harness Assembly	113
Battery Cable and Ground Assembly	114
Engine Harness Assembly	116
Piston Pump and Gear Pump Assembly	118
4-Section Gear Pump Assembly No. 120-8904	120
Hydraulic Pump Assembly No. 132-6100	122
Combination Manifold Assembly	124
Combination Manifold Assembly No. 137-5582	126
Manifold Block Assembly	128
Left PTO Manifold Assembly No. 131-1249	130
Rear Traction Manifold Assembly No. 121-1530	131
Center and Right PTO Manifold Assembly No. 131-1248	132
Flow Divider Manifold Assembly No. 121-1550	133
Drive Motor, Steer Valve and Filter Head Assembly	134
Hydraulic Motor Assembly No. 120-8812	136
Steering Valve Assembly No. 132-6256	138
Hydraulic Reservoir Assembly	140
Lift, Steer and Fan Hydraulic Assembly	142
Oil Cooler Hydraulic Assembly	144
Traction Hydraulic Assembly	146
Armrest Control Panel Assembly	148
Cylinder Block Assembly	150
Gear Housing Assembly	151
Flywheel Housing and Oil Sump Assembly	152
Cylinder Head and Cover Assembly	154
Suction Manifold Assembly	156
Exhaust Manifold Assembly	157
Diesel Particulate Filter Assembly	158
Camshaft and Driving Gear Assembly	160
Turbine Assembly	161
Crankshaft and Piston Assembly	162
Lubrication and Oil System Assembly	163
Lubrication Oil Line Assembly	164
Cooling Water System Assembly	165
Fuel System Assembly	166
Fuel Injection Valve Assembly	167
Fuel Line Assembly	168
Starting Motor Assembly	169
Generator Assembly	170
Electric Parts Assembly	171
Gasket Set	172

Contents (continued)

Attachments and Accessories 174



Front Frame and Steering Assembly

Ref.	Part Number	Qty.	Description	Ref.	Part Number	Qty.	Description
1	99-5107	6	Nut-Lock	11:1	140-6348	1	Pin-Lift Arm
2	3256-26	6	Washer-Flat	11:2	32121-110	1	Pin-Roll, Slotted
3	3272-30	4	Pin-Cotter	12	100-6116	4	Screw-HHF
4	3256-29	8	Washer-Flat	13	93-7984	2	Gasket
5	110-6006	2	Pin-Clevis	14	100-3070	1	LH Brake ASM
6	93-7972	4	Ring-Retaining, Internal	15	33106-080	8	Screw-HHF
7	100-3046	2	Shaft-Brake, Splined	16	3218-4	2	Nut-Jam
8	136-2913	2	Planetary ASM	17	3296-49	2	Nut-Lock, NI
9		2	Wheel And Tire ASM ●	18	33106-030	12	Screw-HHF
9:1	119-8313	1	Tire	19	325-13	2	Screw-HH
9:2	136-4391	1	Rim	25	100-3069	1	RH Brake ASM
9:3	232-27	1	Stem-Valve	26	132-6250-03	1	Frame-Front
11	140-6337	2	Pin ASM	38	242-50	16	Nut-Lug

● Not serviced separately



Planetary Assembly No. 136-2913

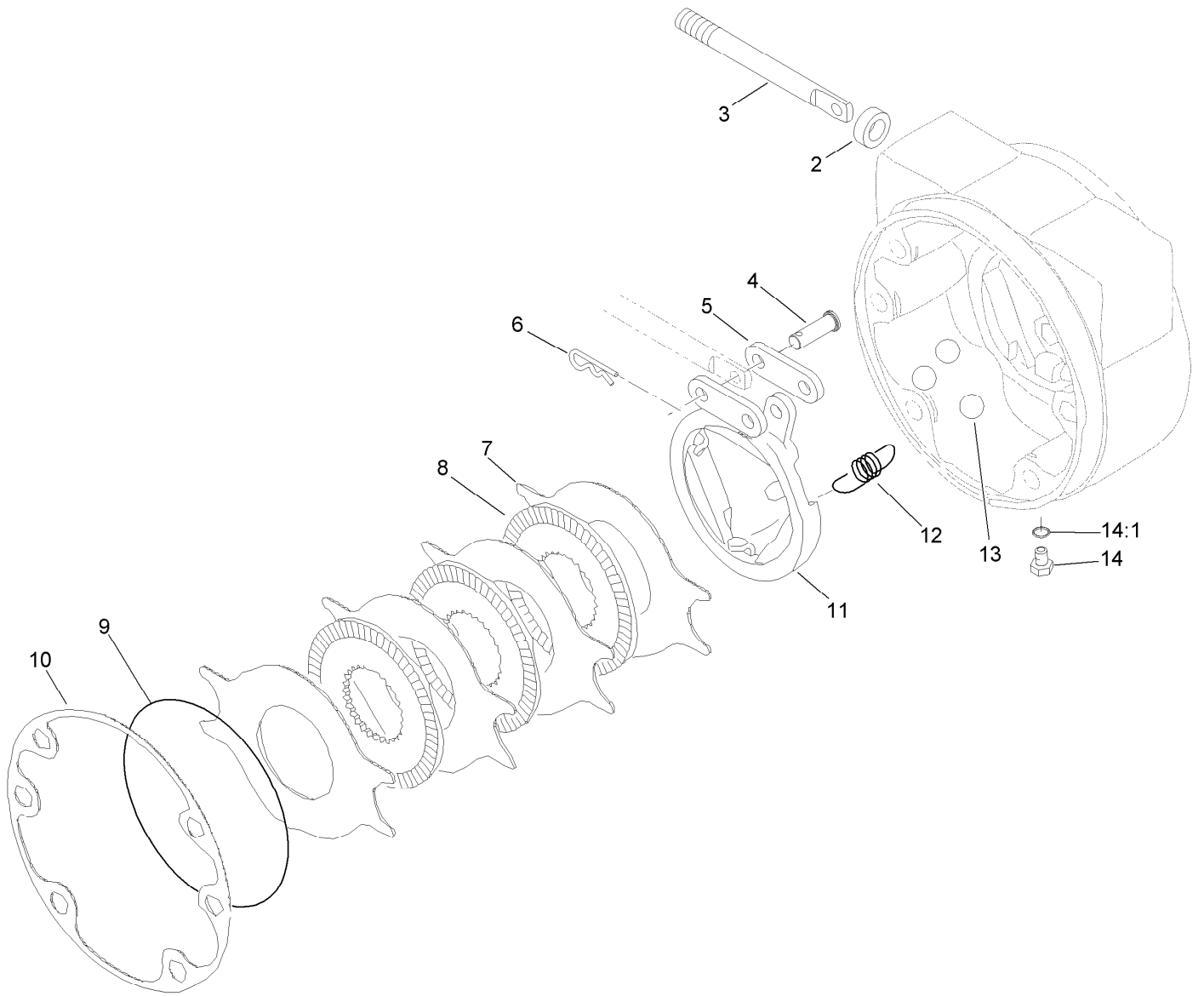
Ref.	Part Number	Qty.	Description	Ref.	Part Number	Qty.	Description
1		1	Spindle ●	18	237-78	1	O-Ring
2	138-1204	1	Seal-Boot	19	138-1211	2	Plug-Flange, Magnetic
3		1	Seal-Lip ●	20	138-1212	2	O-Ring
4	138-1205	2	Bearing-Cup	21	138-1213	1	Cap-End
5	138-1206	2	Bearing-Cone	22	138-1214	1	Washer-Thrust, Sun
6	105-8124	8	Stud-Wheel	23	105-8131	2	Ring-Retaining
7	138-1207	8	Screw-Socket Head	24		1	O-Ring ●
8	138-1208	8	Washer-Lock	25	138-1215	1	Gear-Primary, Sun
9		1	Housing ●	26	138-1216	1	Shaft-Drive
10	105-8121	4	Pin-Dowel	27	138-1217	1	Primary Carrier ASM
11		1	O-Ring ●	28	138-1218	1	Secondary Carrier ASM
12	138-6928	1	Spacer	29	138-1219	1	Seal Kit
13	138-6929	1	Washer	29:1		1	Seal-Lip ●
14	138-6930	1	Nut-Lock	29:2		1	O-Ring ●
15	138-1209	1	Gear-Ring	29:3		1	O-Ring ●
16	138-1210	1	Ring-Snap	29:4		1	O-Ring ●
17	353-990	1	Plug ASM	29:5		1	O-Ring ●
17:1	237-78	1	O-Ring				

● Not serviced separately



Brake Assembly No. 100-3070-03

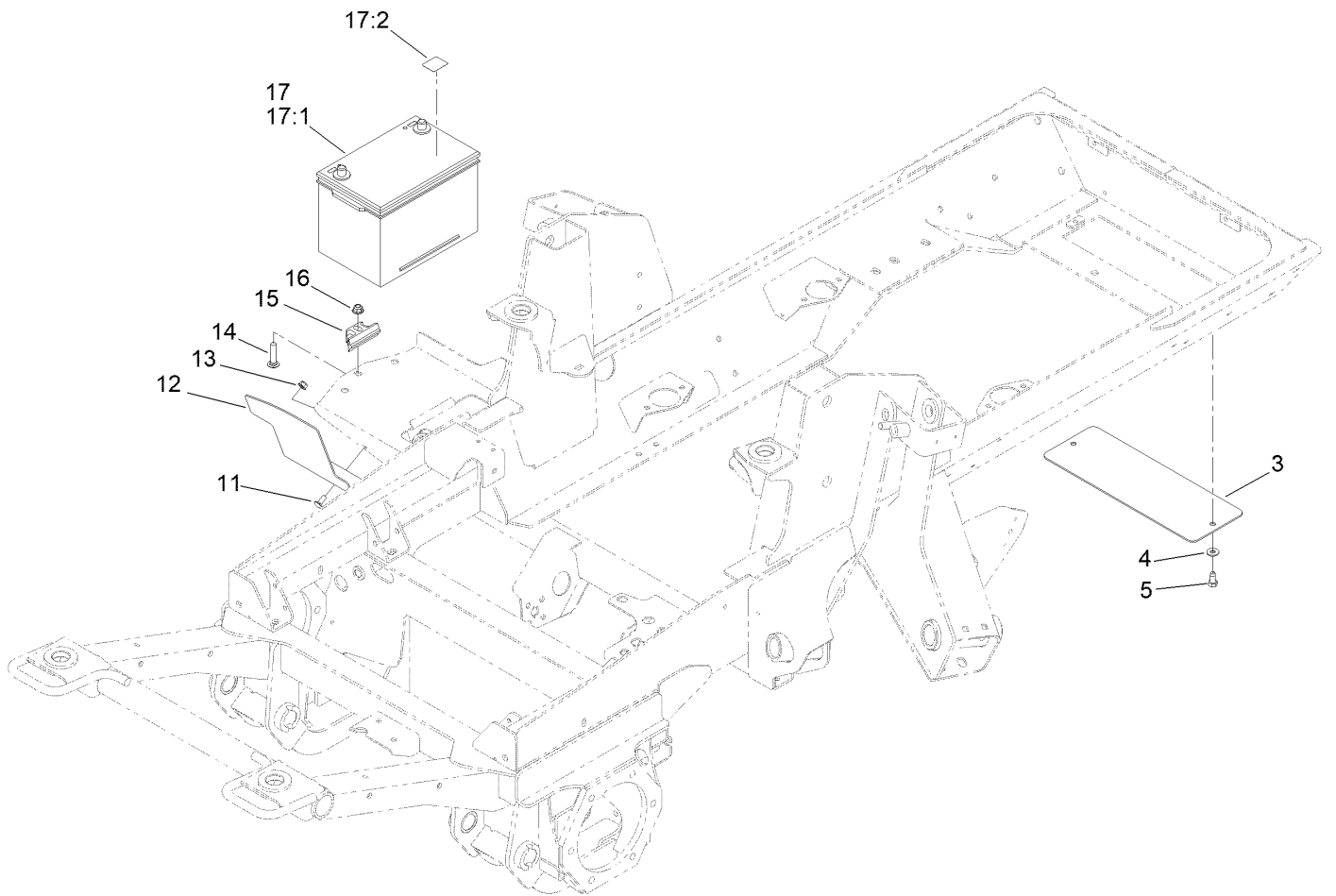
<i>Ref.</i>	<i>Part Number</i>	<i>Qty.</i>	<i>Description</i>
2	93-7977	1	Seal
3	93-7978	1	Rod-Pull
4	93-7983	2	Pin-Clevis
5	93-7980	2	Link
6	93-7979	2	Pin-Hitch
7	93-7986	4	Disc-Stationary
8	104-4278	3	Disc-Rotating
9	93-7976	1	Ring-Retaining
10	93-7984	1	Gasket
11	104-4279	1	Actuator-Rotating
12	93-7987	3	Spring-Extension
13	93-7985	3	Ball
14	353-990	2	Plug ASM
14:1	237-78	1	O-Ring



Brake Assembly No. 100-3069-03

Ref.	Part Number	Qty.	Description
2	93-7977	1	Seal
3	93-7978	1	Rod-Pull
4	93-7983	2	Pin-Clevis
5	93-7980	2	Link
6	93-7979	2	Pin-Hitch
7	93-7986	4	Disc-Stationary
8	104-4278	3	Disc-Rotating
9	93-7976	1	Ring-Retaining
10	93-7984	1	Gasket
11	104-4280	1	Actuator-Rotating
12	93-7987	3	Spring-Extension
13	93-7985	3	Ball
14	353-990	2	Plug ASM
14:1	237-78	1	O-Ring

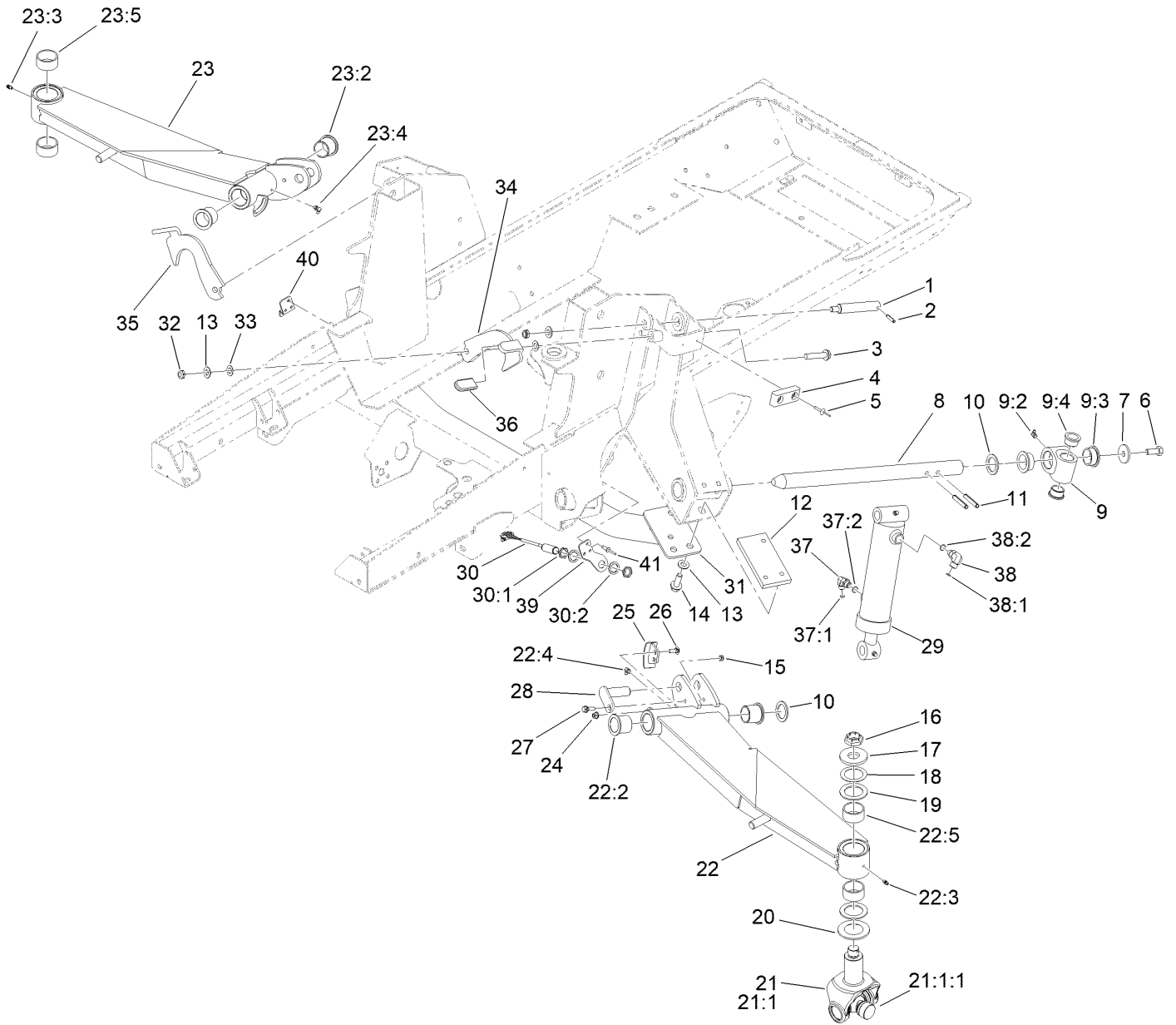
Battery, Shield and Rear Cover Assembly



Battery, Shield and Rear Cover Assembly (continued)

<i>Ref.</i>	<i>Part Number</i>	<i>Qty.</i>	<i>Description</i>	<i>Ref.</i>	<i>Part Number</i>	<i>Qty.</i>	<i>Description</i>
3	131-1246-0P	1	Plate-Cover	14	3231-5	1	Screw-CARR
4	3256-3	2	Washer-Flat	15	138-6335	1	Retainer-Battery
5	32104-6	2	Screw-HH, TAP	16	104-8301	1	Nut-HF, NI
11	3230-23	2	Bolt-CARR	17	139-1005	1	Battery Kit
12	121-1512-0P	1	Shield, Battery	17:1	127-7507	1	Battery
13	104-8300	2	Nut-HF, NI	17:2	139-1006	1	Decal

Wing Lift Arm Assembly

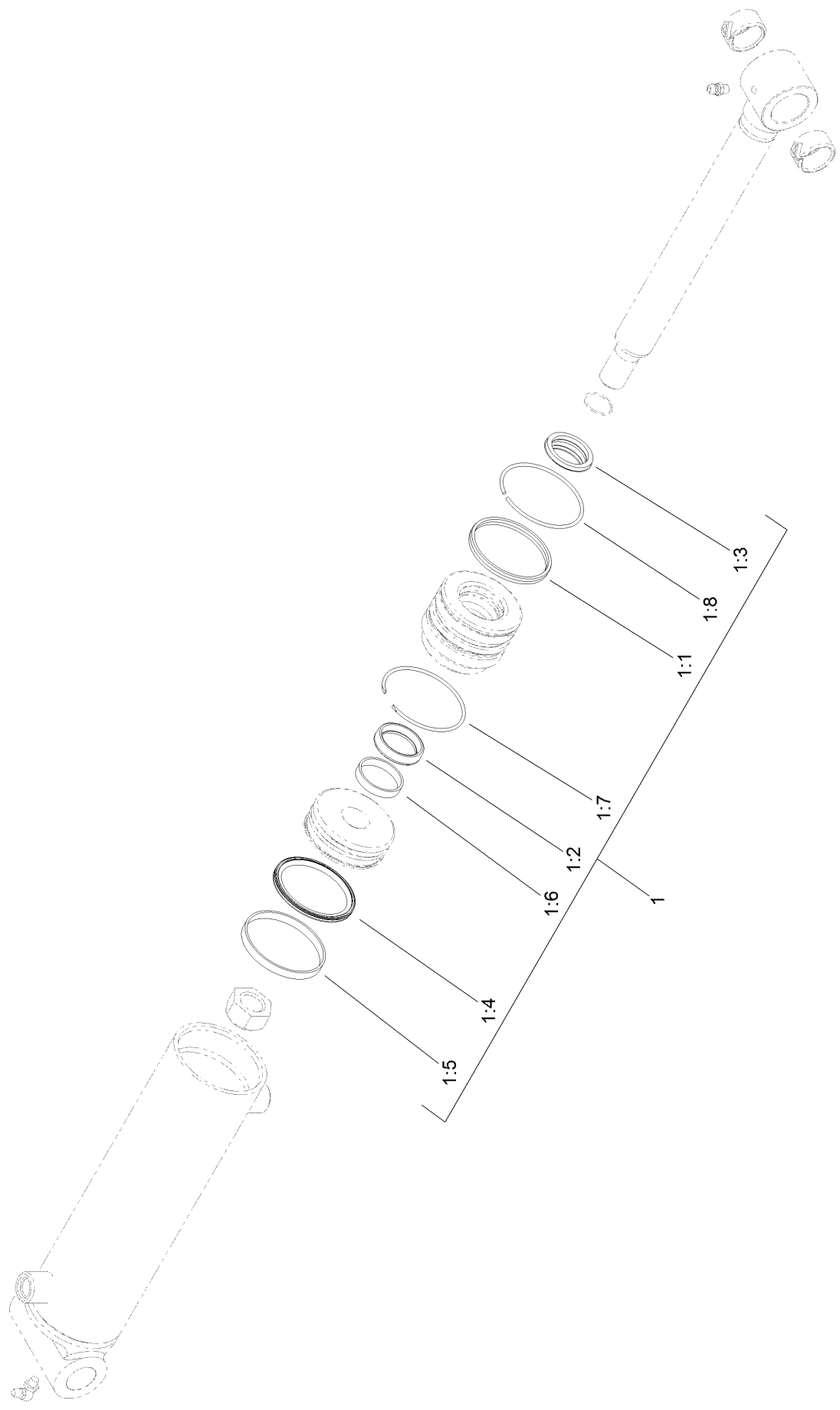


Wing Lift Arm Assembly (continued)

<i>Ref.</i>	<i>Part Number</i>	<i>Qty.</i>	<i>Description</i>	<i>Ref.</i>	<i>Part Number</i>	<i>Qty.</i>	<i>Description</i>
1	104-3537	2	Pin-Cylinder	22:5	114-5596	2	Bushing-Straight
2	32121-9	2	Pin-Roll, Slotted	23	145-8346	1	Lift Arm ASM
3	3234-46	2	Screw-HHF	23:2	69-6470	2	Bushing-Caster
4	86-5350	2	Bumper-Rubber	23:3	302-5	1	Fitting-Grease
5	3269-11	4	Rivet-Pop	23:4	302-60	1	Fitting-Grease
6	325-5	2	Screw-HH	23:5	114-5596	2	Bushing-Straight
7	106-2008	2	Washer-Thrust	24	104-8300	4	Nut-HF, NI
8	121-3882	2	Shaft-Pivot, Lift Arm	25	132-1429	2	Sensor-Trigger
9	138-5253	2	Pivot Hub ASM	26	3230-16	4	Screw-CARR
9:2	302-60	1	Fitting-Grease	27	27-0410	2	Screw-Shoulder
9:3	115-5469	2	Bushing-Flange	28	131-4305	2	Pin
9:4	114-5680	2	Bushing-Flange	29	139-0956	2	HYD Cylinder ASM
10	256-304	4	Washer-Thrust	30	115-5300	2	Proximity Switch ASM
11	117-5479	4	Pin-Spring	30:1	117-3207	2	Nut-Hex
12	120-8859	2	Block-Tapped	30:2	117-3208	2	Washer-Lock, Internal Tooth
13	3256-26	10	Washer-Flat	31	120-9000-03	1	Crossmember
14	100-6116	6	Screw-HHF	32	3296-45	4	Nut-Hex
15	3296-47	2	Nut-Lock,NI	33	104-3577	4	Washer
16	116-1399	2	Locknut	34	136-4395-03	1	Latch-Deck, LH
17	104-0719	2	Washer-Hardened	35	136-4394-03	1	Latch-Deck, RH
18	114-5641	2	Washer-Thrust	36	48-7081	2	Grip-Plastic
19	104-0721	4	Washer-Thrust	37	340-82	2	Fitting-Elbow, 90 DEG
20	104-0720	2	Spacer	37:1	237-42	1	O-Ring
21	114-5640-03	2	Joint Yoke ASM	37:2	237-21	1	O-Ring
21:1		1	Yoke-Joint ●	38	340-77	2	Fitting-Elbow, 90 DEG
21:1:1	104-4299	1	Cross And Bearing Kit	38:1	237-22	1	O-Ring
22	145-8347	1	Lift Arm ASM	38:2	237-42	1	O-Ring
22:2	69-6470	2	Bushing-Caster	39	132-1421	1	Plate-Pivot, LH
22:3	302-5	1	Fitting-Grease	40	132-1422	1	Plate-Pivot, RH
22:4	302-60	1	Fitting-Grease	41	3290-412	6	Rivet-Blind

● Not serviced separately

Hydraulic Cylinder Assembly No. 139-0956

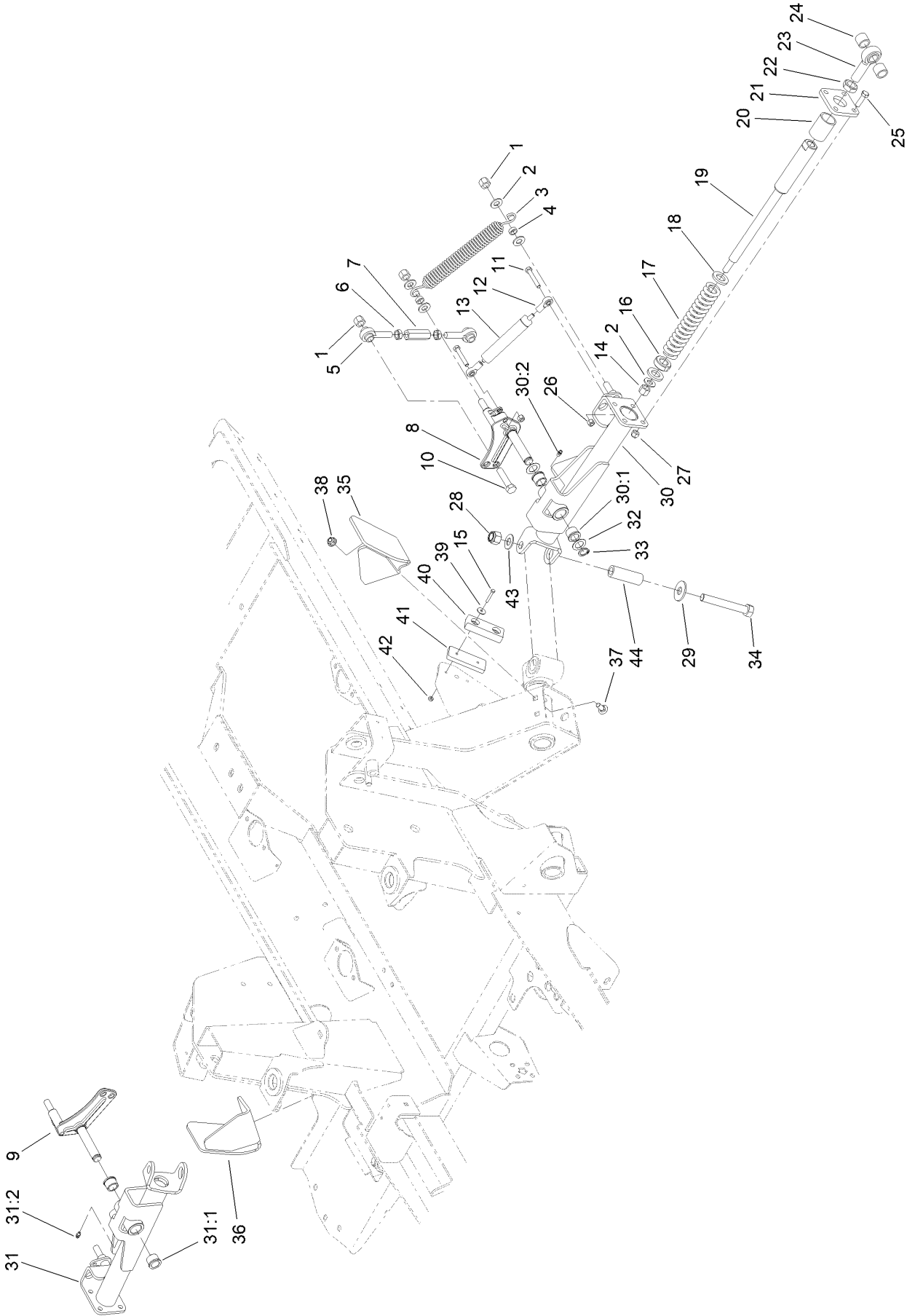


Hydraulic Cylinder Assembly No. 139-0956 (continued)

<i>Ref.</i>	<i>Part Number</i>	<i>Qty.</i>	<i>Description</i>	<i>Ref.</i>	<i>Part Number</i>	<i>Qty.</i>	<i>Description</i>
1	139-0994	1	Seal Repair Kit	1:5		1	Ring-Wear, Piston ●
1:1		1	Seal-Dual ●	1:6		1	Ring-Wear, Rod ●
1:2		1	Seal-Rod ●	1:7		1	Ring-Retaining, Internal ●
1:3		1	Wiper-Rod ●	1:8		1	Ring-Retaining, External ●
1:4		1	Seal-Piston ●				

● Not serviced separately

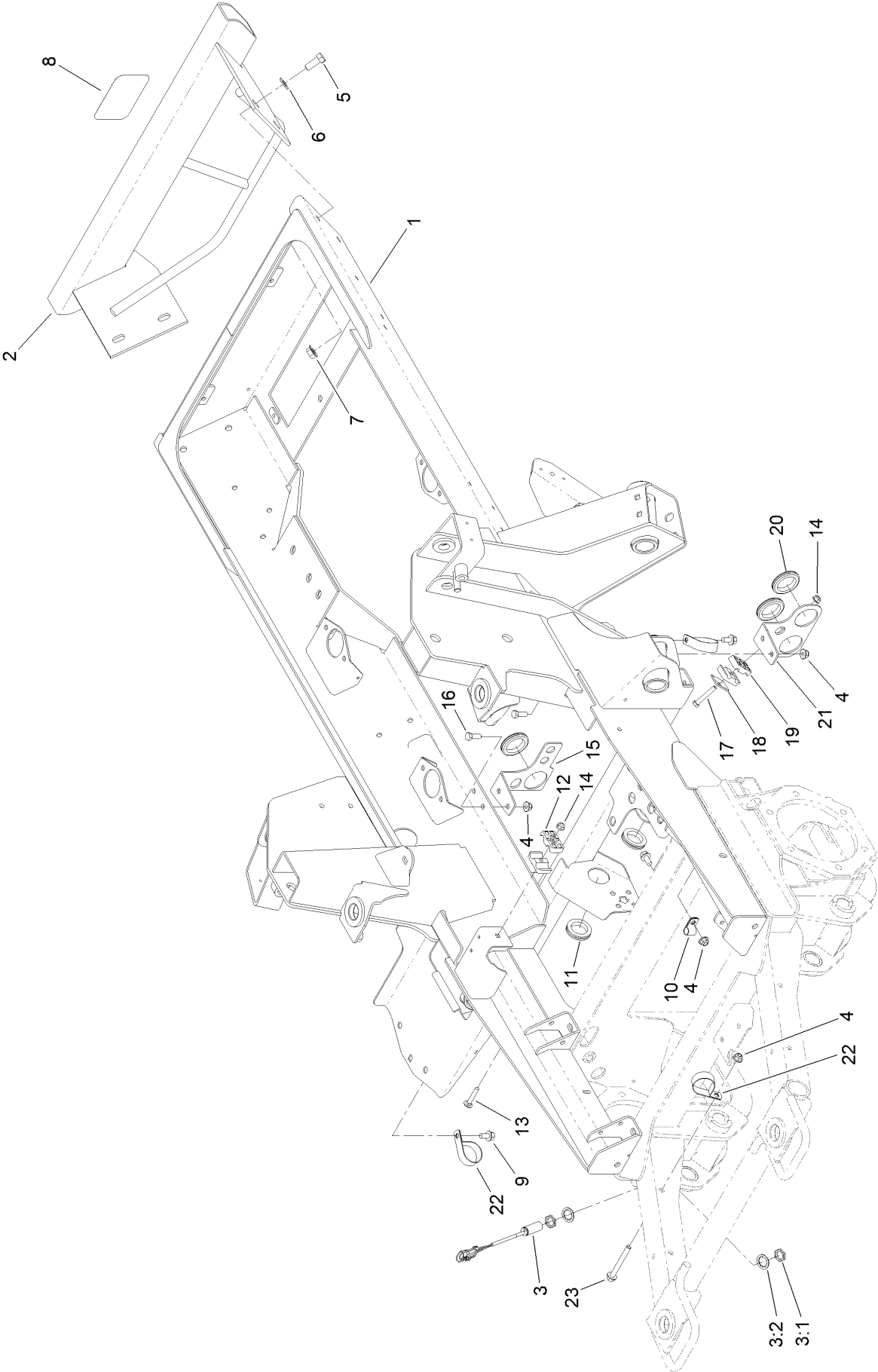
Impact Arm Assembly



Impact Arm Assembly (continued)

<i>Ref.</i>	<i>Part Number</i>	<i>Qty.</i>	<i>Description</i>	<i>Ref.</i>	<i>Part Number</i>	<i>Qty.</i>	<i>Description</i>
1	3296-23	6	Nut-Lock, NI	25	323-7	8	Screw-HH
2	3256-26	10	Washer-Flat	26	3296-29	4	Nut-Lock, NI
3	104-7520	2	Spring-Damper	27	3296-39	8	Nut-Lock, NI
4	104-7521	4	Bushing	28	3296-53	2	Nut-Lock, NI
5	105-2808	4	End-Rod	29	3256-7	2	Washer-Flat
6	3220-5	4	Nut-Jam	30	120-8884	1	LH Rear Arm ASM
7	105-2809	2	Tube-Link	30:1	256-113	2	Bushing-Flange
8	114-2717	1	Crank-Bell, LH	30:2	302-5	1	Fitting-Grease
9	114-2716	1	Crank-Bell, RH	31	120-8883	1	RH Rear Arm ASM
10	325-9	2	Screw-HH	31:1	256-113	2	Bushing-Flange
11	322-10	4	Screw-HH	31:2	302-5	1	Fitting-Grease
12	104-8331	4	End-Rod, Spherical	32	3-6498	4	Washer-Thrust
13	105-3249	2	Damper	33	32120-93	2	Ring-Retaining
14	3296-23	2	Nut-Lock, NI	34	327-23	2	Screw-HH
15	3290-360	4	Screw-HH	35	120-8856-03	1	Bracket-Roller, LH
16	105-4552	2	Bearing-Plastic	36	120-8874-03	1	Bracket-Roller, RH
17	100-8138	2	Spring-Compression	37	3231-2	4	Bolt-CARR
18	105-4551	4	Washer-Flat	38	104-8301	4	Nut-HF, NI
19	105-4548	2	Shaft-Spring	39	3256-61	4	Washer-Flat
20	105-4550	2	Bushing-Straight	40	86-5350	2	Bumper-Rubber
21	105-2807-03	2	Plate	41	119-8308	2	Plate
22	3220-7	2	Nut-Jam	42	3296-2	4	Nut-Lock, NI
23	105-2806	2	End-Rod	43	3256-27	2	Washer-Flat
24	136-0077	4	Spacer	44	94-6604	2	Tube-Spacer

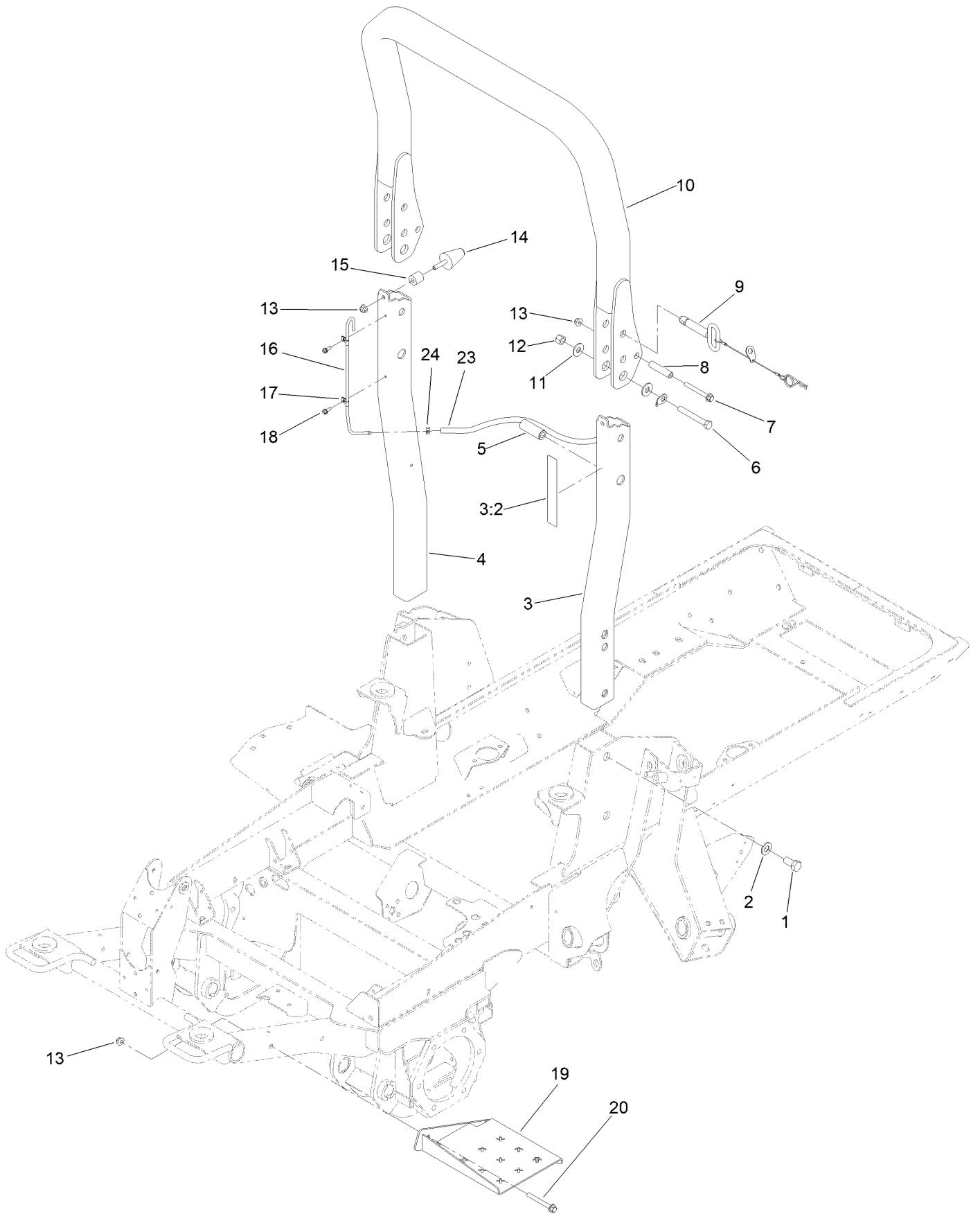
Frame, Bumper and Proximity Sensor Assembly



Frame, Bumper and Proximity Sensor Assembly (continued)

<i>Ref.</i>	<i>Part Number</i>	<i>Qty.</i>	<i>Description</i>	<i>Ref.</i>	<i>Part Number</i>	<i>Qty.</i>	<i>Description</i>
1	120-4010-03	1	Frame	12	56-7971	2	Clamp-Tube
2	120-8919-03	1	Bumper	13	3230-5	1	Bolt-CARR
3	115-0282	1	Proximity Sensor ASM	14	104-8300	2	Nut-HF, NI
3:1	117-3207	2	Nut-Hex	15	121-1508-0P	1	Bracket-Bulkhead
3:2	117-3208	2	Washer-Lock, Internal Tooth	16	323-6	4	Screw-HH
4	104-8301	6	Nut-HF, NI	17	322-10	1	Screw-HH
5	325-5	4	Screw-HH	18	69-9760	1	Plate-Cover
6	3256-26	4	Washer-Flat	19	56-7976	2	Clamp-Tube
7	32128-23	4	Nut-HF	20	240-2	3	Grommet-Rubber
8	105-8278	1	Decal	21	121-1481-0P	1	Plate-Mount, LH Bulkhead
9	3234-1	3	Screw-HHF	22	2412-147	3	Clamp-R
10	2412-138	1	R-Clamp	23	3234-41	1	Screw-HHF
11	240-7	2	Grommet-Rubber				

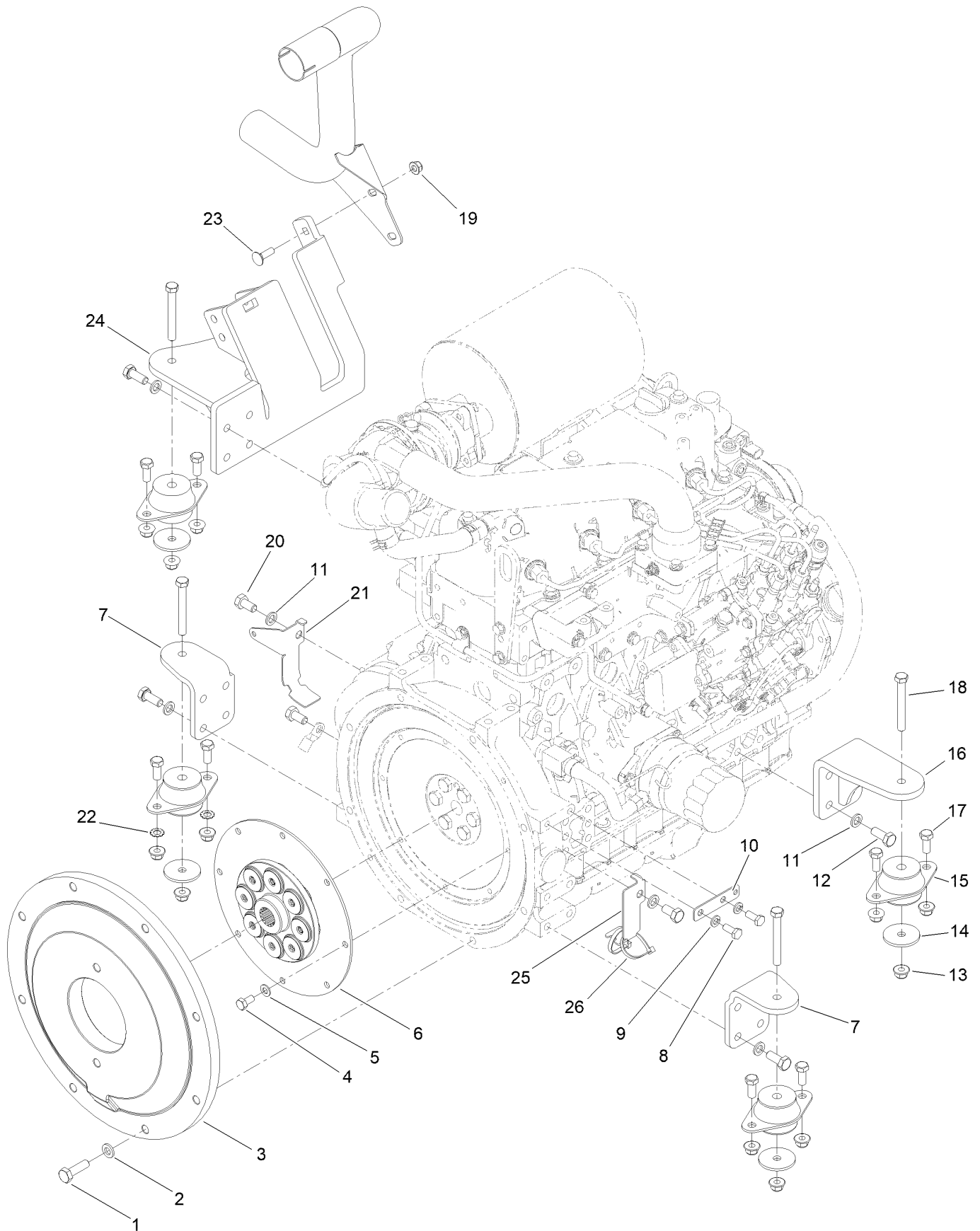
ROPS and Step Assembly



ROPS and Step Assembly (continued)

<i>Ref.</i>	<i>Part Number</i>	<i>Qty.</i>	<i>Description</i>	<i>Ref.</i>	<i>Part Number</i>	<i>Qty.</i>	<i>Description</i>
1	121-1658	4	Screw-HH	12	3296-23	2	Nut-Lock, NI
2	3256-27	4	Washer-Flat	13	104-8301	6	Nut-HF, NI
3	121-1744	1	Left ROPS ASM	14	121-1604	2	Bumper-Rubber
3:2	120-8947	1	Decal-Danger, ROPS	15	61-2220	2	Spacer
4	121-1632-03	1	ROPS-Lower, RH	16	121-1638	1	Tube-Vent
5	121-1660	2	Spacer	17	2412-72	2	Clip-Closed, Insulated
6	325-35	2	Screw-HH	18	32104-95	2	Screw-HWH
7	3234-41	2	Screw-HHF	19	120-9020-03	1	Step
8	106-0877	2	Spacer-Shield	20	3234-41	2	Screw-HHF
9	121-1629	2	ROPS Fold Pin ASM	23	110-5701	1	Hose-Fuel
10	121-1642	1	ROPS-Upper	24	2412-98	1	Clamp-Hose
11	3256-6	4	Washer-Flat				

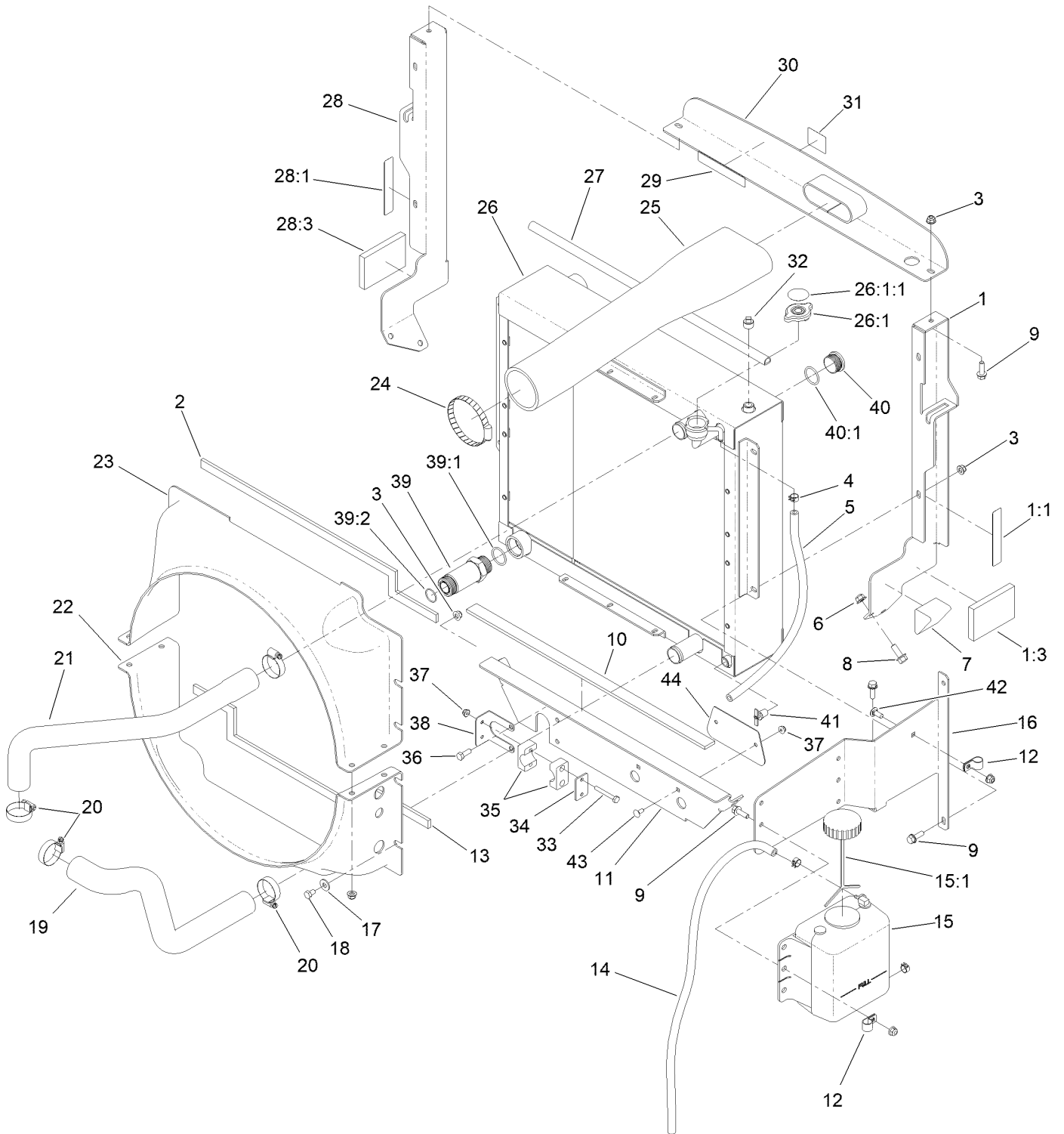
Flywheel and Motor Mount Assembly



Flywheel and Motor Mount Assembly (continued)

<i>Ref.</i>	<i>Part Number</i>	<i>Qty.</i>	<i>Description</i>	<i>Ref.</i>	<i>Part Number</i>	<i>Qty.</i>	<i>Description</i>
1	117-5663	8	Screw-HH	14	63-7400	4	Washer-Rebound
2	107-1413	8	Washer-Hardened	15	53-9682	4	Mount-Engine
3	132-6120-0P	1	Plate-Flywheel	16	120-4068-0P	1	Mount-Motor
4	99-5132	8	Bolt	17	323-5	8	Screw-HH
5	87-7510	8	Washer-Flat	18	323-14	4	Screw-HH
6	132-6121	1	Coupling-Flywheel	19	104-8300	2	Nut-HF, NI
7	120-4066-0P	2	Mount-Motor, Front	20	33115-020	3	Screw-HH
8	33114-020	2	Screw-HH	21	139-0992	1	Bracket-Harness, RH
9	3253-4	2	Washer-Lock	22	3255-9	2	Washer-Lock
10	121-5636	1	Tab-Harness	23	3230-2	2	Bolt-CARR
11	48-9590	18	Washer-Lock	24	127-3722-0P	1	Mount-Motor
12	33115-025	16	Screw-HH	25	139-0993	1	Bracket-Harness, LH
13	104-8301	12	Nut-HF, NI	26	3290-378	2	Tie-Cable

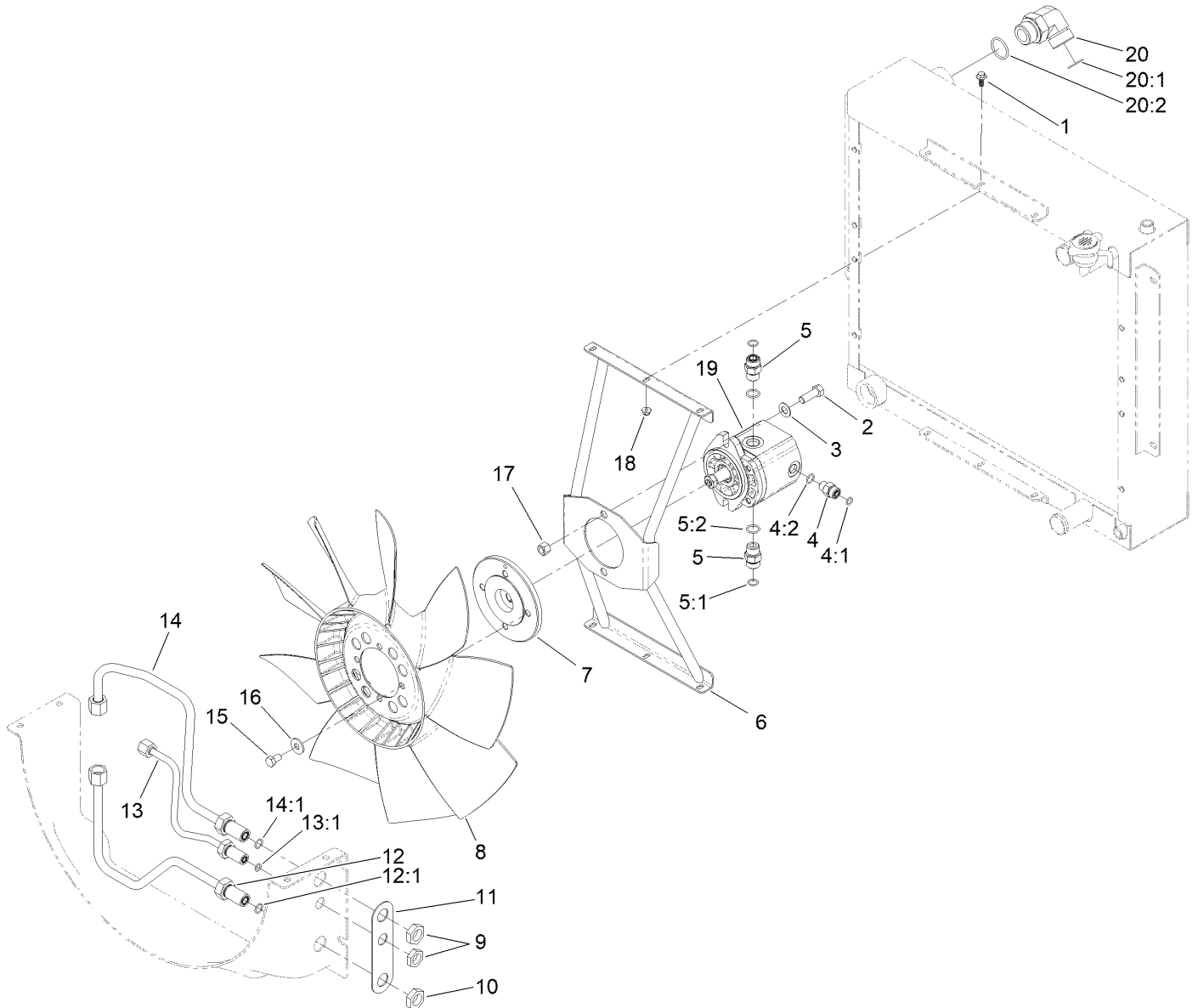
Radiator Assembly



Radiator Assembly (continued)

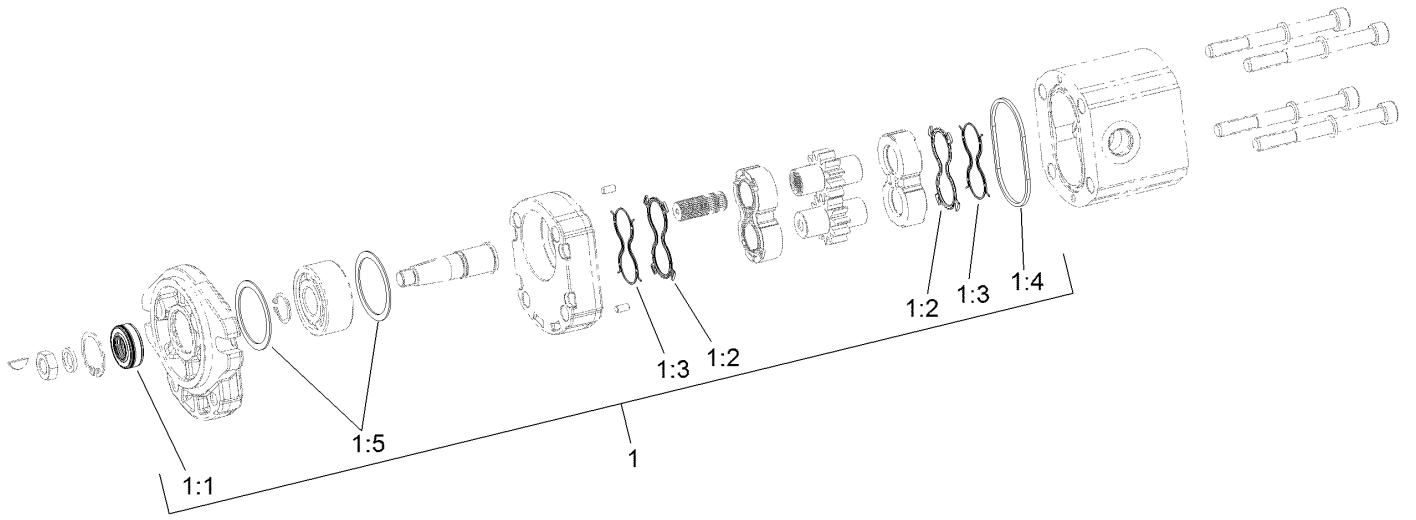
<i>Ref.</i>	<i>Part Number</i>	<i>Qty.</i>	<i>Description</i>	<i>Ref.</i>	<i>Part Number</i>	<i>Qty.</i>	<i>Description</i>
1	121-1479	1	LH Radiator Support ASM	25	121-1474	1	Hose-Inlet, Air Cleaner
1:1	93-7272	1	Decal-Warning	26	132-6161	1	Radiator/Oil Cooler
1:3	100-2196	1	Pad-Foam	26:1	115-7766	1	Cap-Radiator
2	121-1684	1	Foam-Radiator	26:1:1	106-6755	1	Decal-Cap, Radiator
3	104-8300	15	Nut-HF, NI	27	114-3828	1	Seal-Bulb
4	92-2379	3	Clamp-Hose	28	121-1478	1	RH Radiator Support ASM
5	110-4112	1	Hose-Fuel	28:1	93-7272	1	Decal-Warning
6	104-8301	6	Nut-HF, NI	28:3	100-2196	1	Pad-Foam
7	93-5954	2	Plug-Foam	29	93-7272	1	Decal-Warning
8	3234-11	6	Screw-HHF	30	136-4364-0P	1	Bracket-Intake
9	3234-29	12	Screw-HHF	31	117-4765	1	Decal-Starting Fluid
10	104-2226	1	Strip-Foam	32	281-13	1	Plug-Pipe
11	139-0952-0P	1	Support-Radiator	33	321-11	2	Screw-HH
12	92-6064	2	Clamp-R	34	114-4902	1	Plate-Cover
13	121-1685	1	Foam-Radiator, Lower	35	114-4901	1	Clamp
14	110-9662	1	Hose-Fuel	36	322-4	2	Screw-HH
15	144-6219	1	Reservoir-Coolant ASM	37	104-7201	4	Nut-HF, NI
15:1	87-7050	1	Cap-Reservoir	38	120-8984	1	Bracket-Clamp
16	130-0603-0P	1	Bracket-Mount, Bottle	39	100-5565	1	Fitting-STR
17	3256-3	8	Washer-Flat	39:1	237-146	1	O-Ring
18	322-1	8	Screw-HH	39:2	340-65	1	O-Ring
19	121-1746	1	Hose-Radiator, Lower	40	106-2030	1	Plug-Hex, Hollow
20	2412-111	4	Clamp-Hose, W/Liner	40:1	237-146	1	O-Ring
21	121-1747	1	Hose-Radiator, Upper	41	304-46	1	Draincock
22	121-1517	1	Shroud-Radiator, Lower	42	3230-23	1	Bolt-CARR
23	121-1515	1	Shroud-Radiator, Upper	43	3229-11	2	Screw-CARR
24	2412-110	1	Clamp-Band/Screw	44	139-0989-0P	1	Plate

Fan Mounting and Hardline Assembly



Fan Mounting and Hardline Assembly (continued)

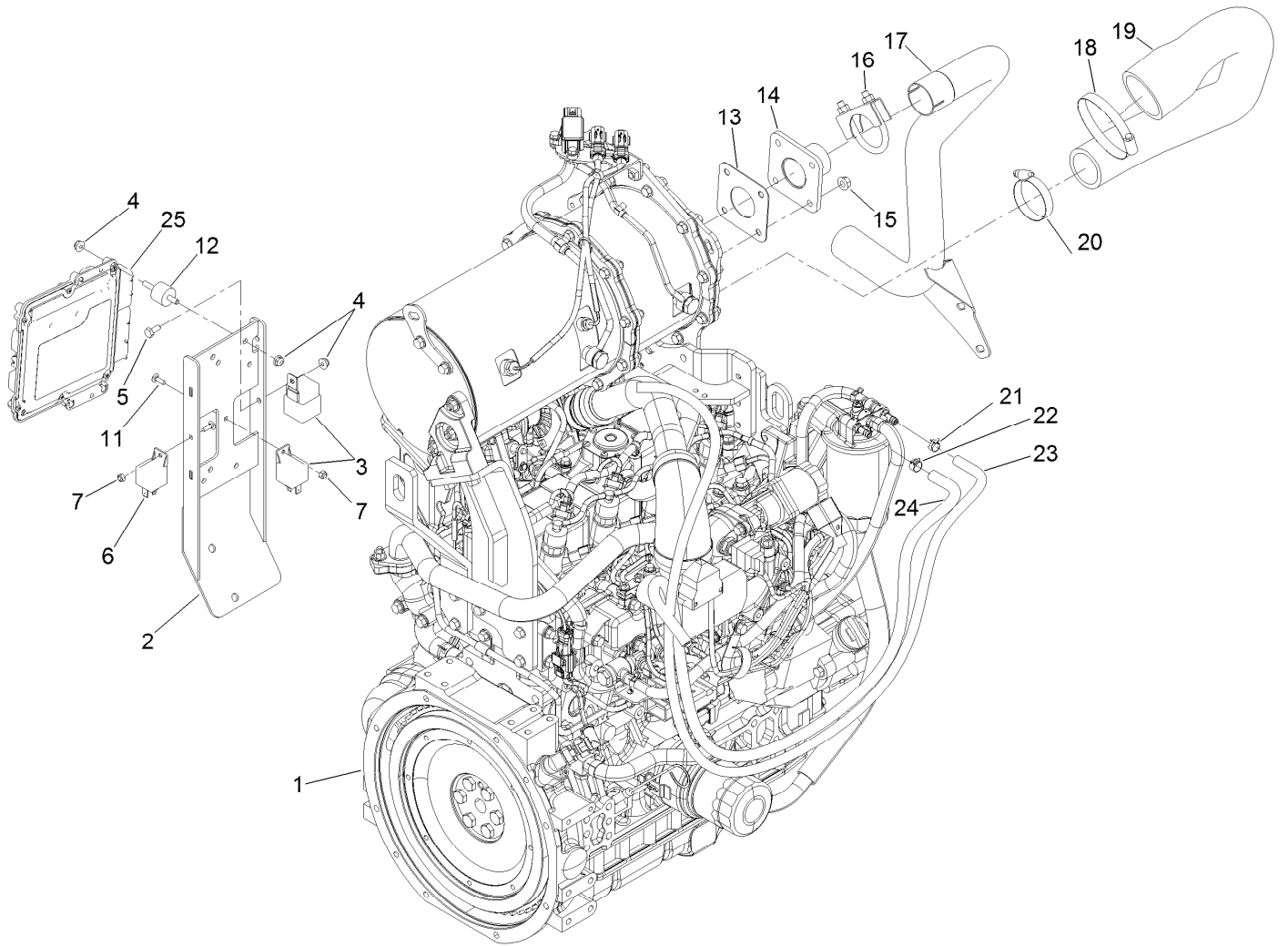
<i>Ref.</i>	<i>Part Number</i>	<i>Qty.</i>	<i>Description</i>	<i>Ref.</i>	<i>Part Number</i>	<i>Qty.</i>	<i>Description</i>
1	99-6810	6	Screw-HHF	12	137-5554	1	Tube ASM
2	324-5	2	Screw-HH	12:1	237-30	1	O-Ring
3	3256-25	2	Washer-Flat	13	137-5555	1	Tube ASM
4	340-2	1	Fitting-Straight	13:1	237-22	1	O-Ring
4:1	237-22	1	O-Ring	14	137-5553	1	Tube ASM
4:2	237-42	1	O-Ring	14:1	237-30	1	O-Ring
5	340-4	2	Fitting-Straight	15	115-8486	4	Screw-HH
5:1	237-30	1	O-Ring	16	80-6990	4	Washer-Hardened
5:2	237-79	1	O-Ring	17	3296-48	2	Nut-Hex
6	137-5594	1	Mount-Fan	18	104-7201	6	Nut-HF, NI
7	140-6482	1	Hub-Fan	19	137-5571	1	Hydraulic Motor ASM
8	114-3825	1	Fan	20	340-129	1	Fitting-Elbow, 90 DEG
9	340-70	1	Nut-Lock	20:1	237-146	1	O-Ring
10	340-127	2	Nut-Bulkhead	20:2	340-65	1	O-Ring
11	121-1518	1	Shim-Support				



Hydraulic Motor Assembly No. 137-5571

<i>Ref.</i>	<i>Part Number</i>	<i>Qty.</i>	<i>Description</i>
1	139-1019	1	Seal Kit
1:1		1	Seal-Shaft ●
1:2		2	Seal-Plate, Balancing ●
1:3		2	Seal-Anti Extrusion ●
1:4		1	O-Ring (Housing) ●
1:5		2	Seal-Square ●

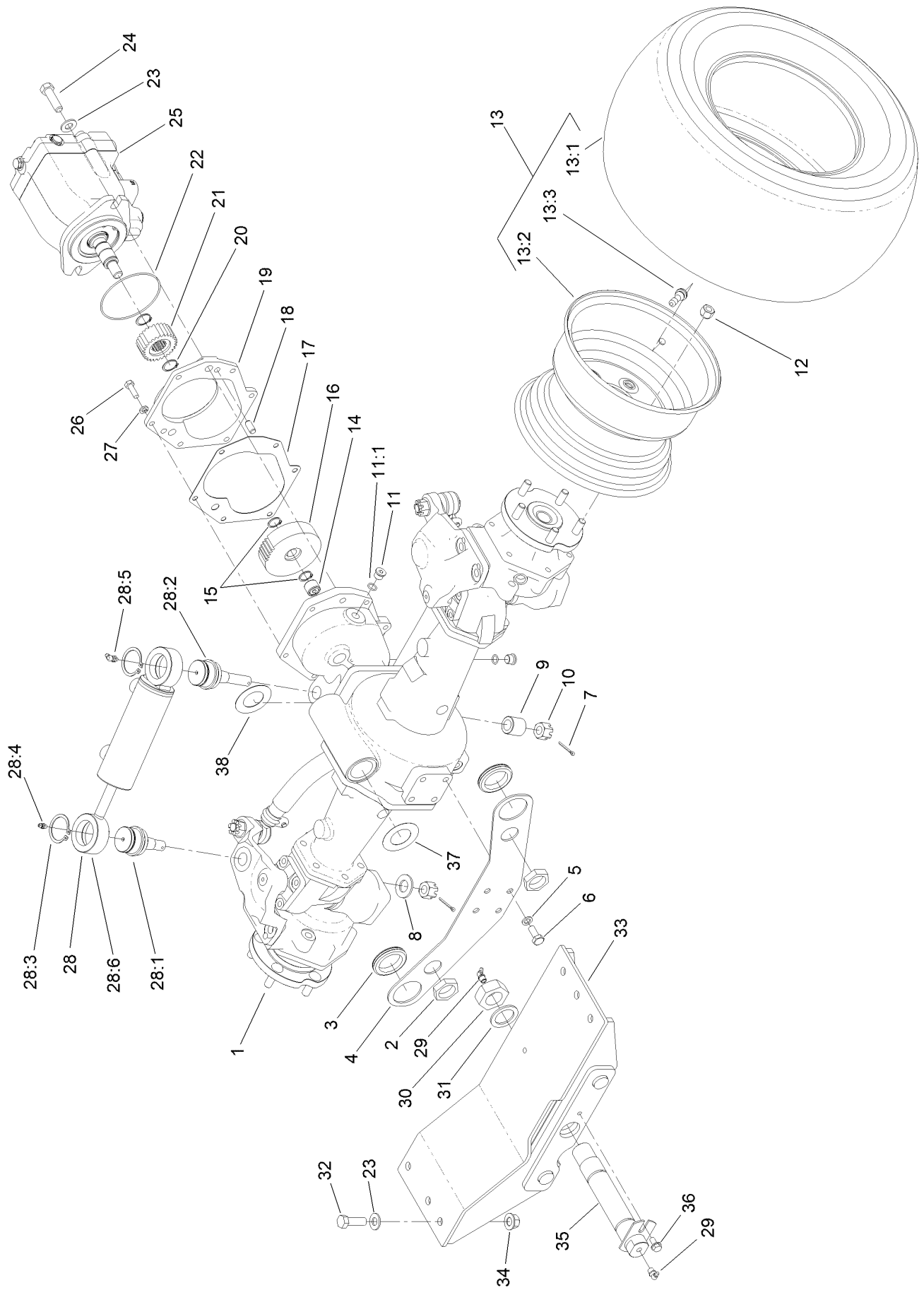
● Not serviced separately



Engine and Controller Assembly

<i>Ref.</i>	<i>Part Number</i>	<i>Qty.</i>	<i>Description</i>	<i>Ref.</i>	<i>Part Number</i>	<i>Qty.</i>	<i>Description</i>
1	138-6917	1	Engine-Yanmar	15	33004-00	4	Nut-HF
2	136-4430-0P	1	Mount-Controller	16	18-2130	1	Clamp
3	99-7430	1	Relay-Mini	17	121-1613	1	Pipe-Exhaust
4	104-7201	9	Nut-HF, NI	18	2412-110	1	Clamp-Band/Screw
5	321-3	1	Screw-HH	19	121-1475	1	Hose-Outlet, Air Cleaner
6	99-7435	2	Relay	20	2412-130	1	Clamp-Hose
7	3296-2	2	Nut-Lock, NI	21	2412-98	1	Clamp-Hose
11	1-807533	2	Bolt-CARR	22	92-2379	1	Clamp-Hose
12	132-1356	4	Mount-Isolator	23	115-2368	1	Hose-Fuel
13	121-3058	1	Gasket-Exhaust	24	110-4007	1	Hose-Fuel
14	121-3060	1	Flange-Exhaust	25	121-5592	1	Electronic Control Unit

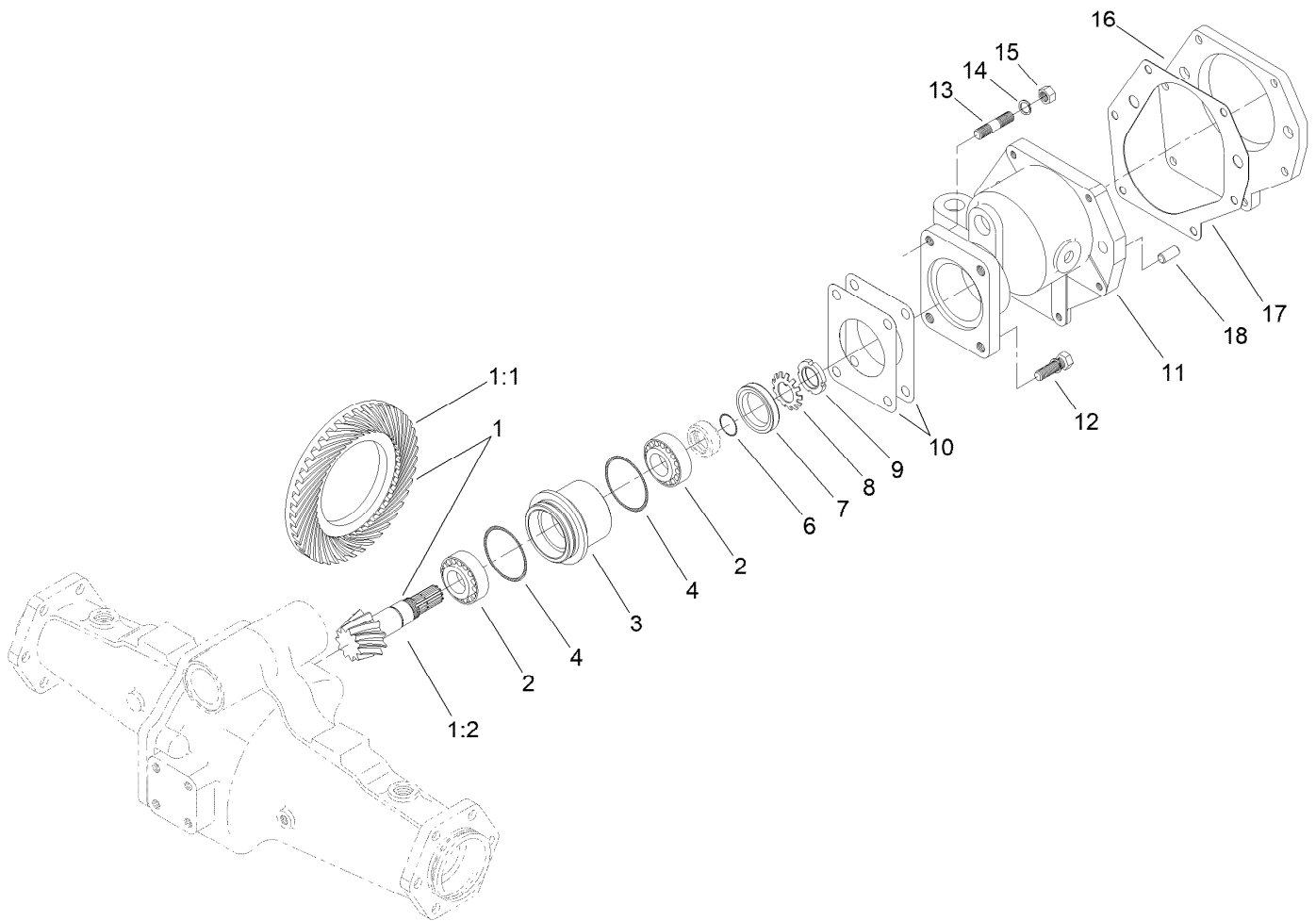
Rear Axle and Steering Cylinder Assembly



Rear Axle and Steering Cylinder Assembly (continued)

<i>Ref.</i>	<i>Part Number</i>	<i>Qty.</i>	<i>Description</i>	<i>Ref.</i>	<i>Part Number</i>	<i>Qty.</i>	<i>Description</i>
1	110-4750	1	Drive Axle ASM	21	104-0755	1	Pinion-27 Tooth
2	340-126	2	Nut-Bulkhead	22	237-166	1	O-Ring
3	240-2	2	Grommet-Rubber	23	3256-26	8	Washer-Flat
4	120-9069-03	1	Plate-Mount, Bulkhead	24	325-7	2	Screw-HH
5	43-0090	4	Screw-HH	25	120-8814	1	HYD Motor ASM
6	48-9590	4	Washer-Lock	26	33114-025	6	Screw-HH
7	3272-12	2	Pin-Cotter	27	3253-4	6	Washer-Lock
8	92-5836	1	Washer	28	121-1535	1	Steering Cylinder ASM
9	100-3796	1	Spacer-Joint, Ball	28:1	106-6774	1	Joint-Ball
10	32136-14	2	Nut-Hst	28:2	100-3795	1	Joint-Ball
11	353-989	2	Plug-Hex, Hollow	28:3	32151-104	2	Ring-Retaining, External
11:1	237-42	1	O-Ring	28:4	302-5	1	Fitting-Grease
12	93-5268	10	Nut-Lug	28:5	302-60	1	Fitting-Grease
13		2	Tire And Wheel ASM ●	28:6	121-1534	1	HYD Steering Cylinder ASM
13:1	120-8910	1	Tire-Off Road	29	302-33	2	Fitting-Grease
13:2	120-8909	1	Rim	30	3296-68	1	Nut-Lock, NI
13:3	232-27	1	Stem-Valve	31	92-1765	1	Washer-Thrust
14	74-5700	1	Bearing-Needle, Roller	32	325-6	6	Screw-HH
15	32120-15	2	Ring-Snap, EXT	33	130-2744-03	1	Mount-Rear
16	100-3053	1	Gear-45 Tooth	34	99-5107	6	Nut-Lock
17	106-1140	1	Gasket	35	145-8330	1	Pin-Axle, Rear
18	104-2353	2	Pin-Dowel	36	32144-14	1	Screw-HWHTF
19	95-7541	1	Plate-Cover	37	99-8431	2	Washer-Thrust
20	32120-76	2	Ring-Snap, EXT	38	99-8432	2	Washer-Thrust

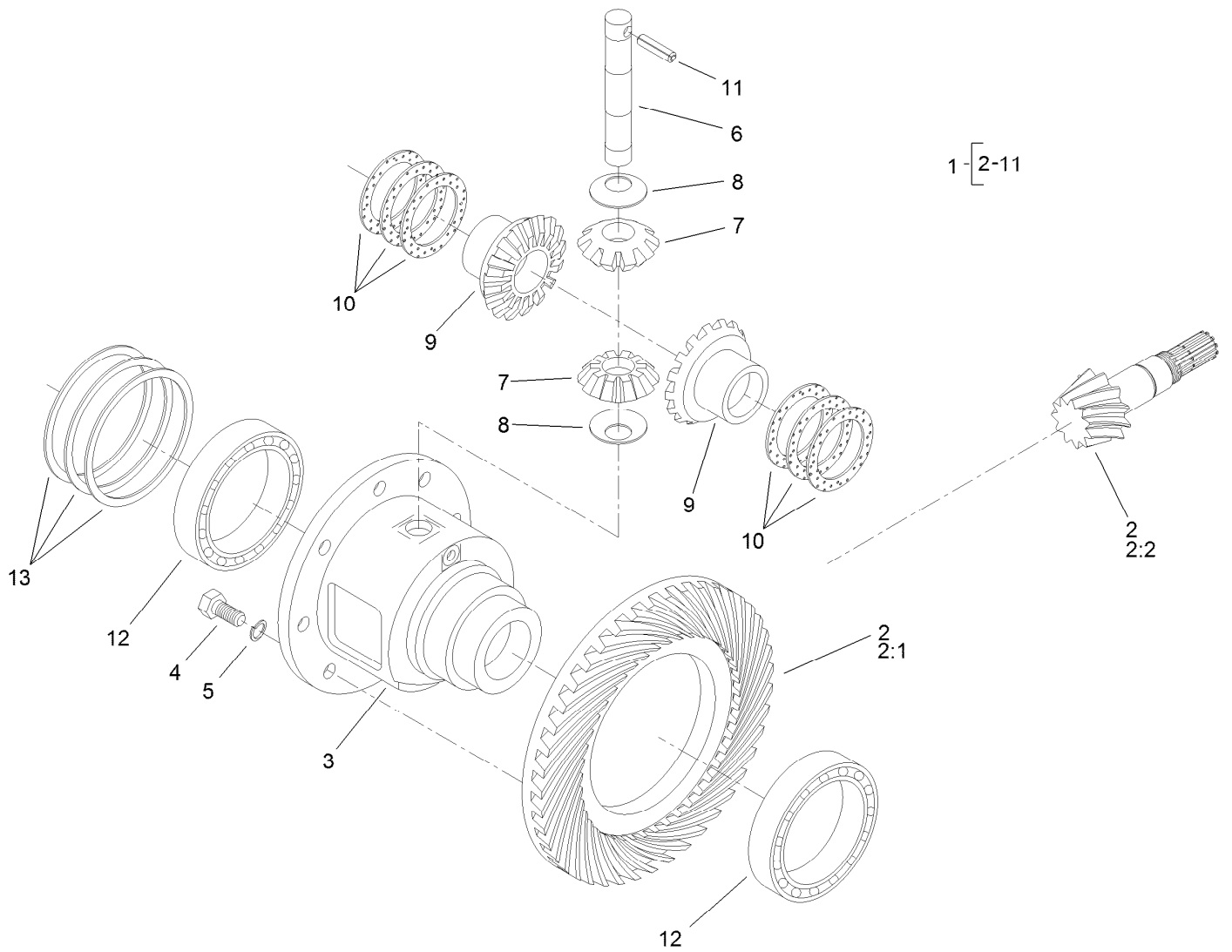
● Not serviced separately



Bevel Pinion Shaft Assembly Rear Axle Assembly No. 110-4750

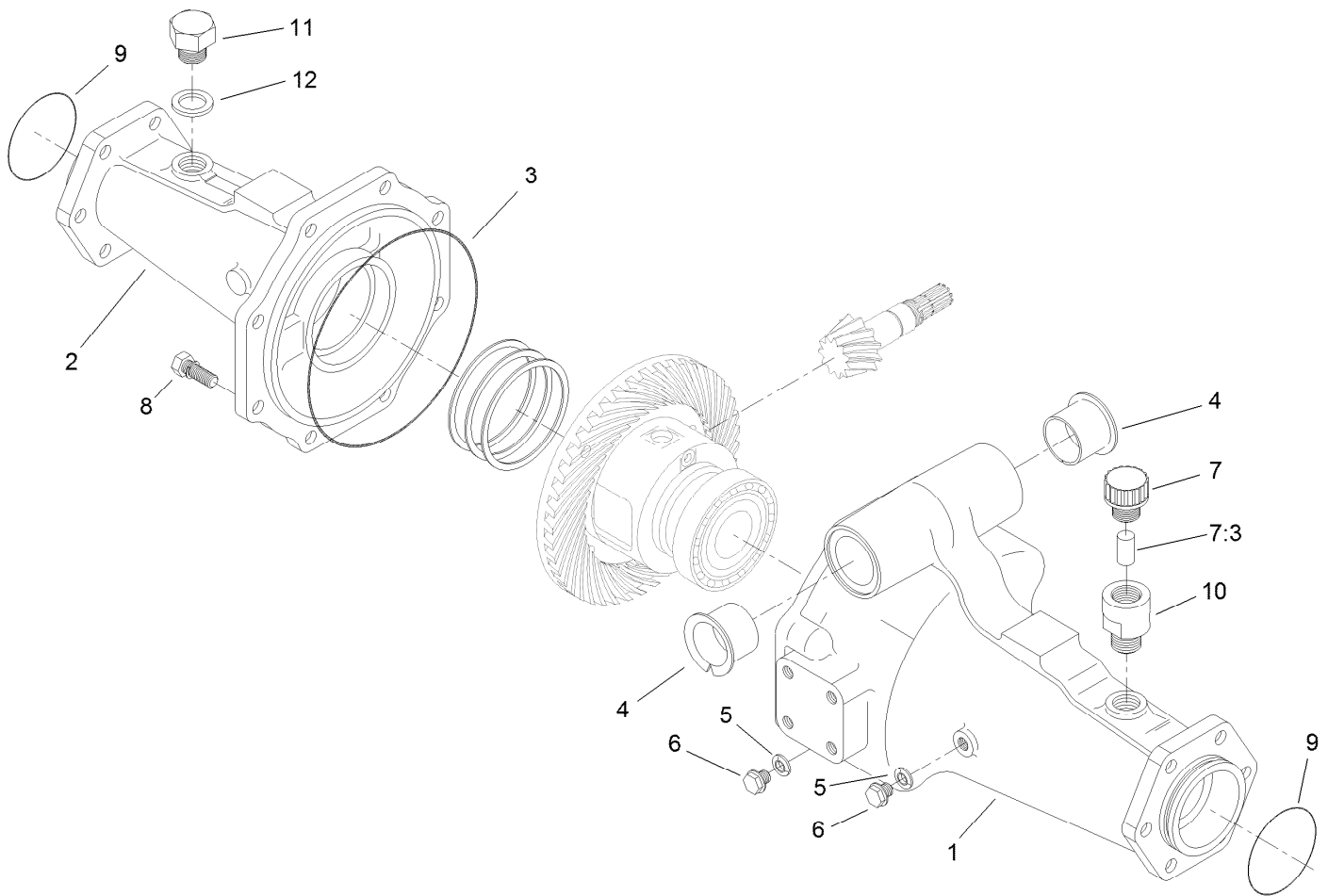
<i>Ref.</i>	<i>Part Number</i>	<i>Qty.</i>	<i>Description</i>
1	106-1093	1	Ring And Pinion Set
1:1	95-7504	1	Gear-43 Tooth, Bevel Spiral
1:2	106-1092	1	Pinion-Spiral, Bevel
2	99-7570	2	Bearing-Roller, Taper
3	95-7534	1	Case-Bearing
4	106-1065	2	O-Ring
6	106-1066	1	O-Ring
7	99-7574	1	Seal-Oil
8	99-7559	1	Washer-Lock
9	99-7560	1	Nut-Lock

<i>Ref.</i>	<i>Part Number</i>	<i>Qty.</i>	<i>Description</i>
10	99-7550	2	Shim 0.1
10	99-7551	2	Shim 0.2
11	95-7533	1	Case-Gear
12	99-7575	2	Bolt
13	98-7735	2	Stud
14	99-7527	2	Washer-Spring
15	99-7526	2	Nut
16	95-7541	1	Plate-Cover
17	106-1140	1	Gasket
18	104-2353	2	Pin-Dowel



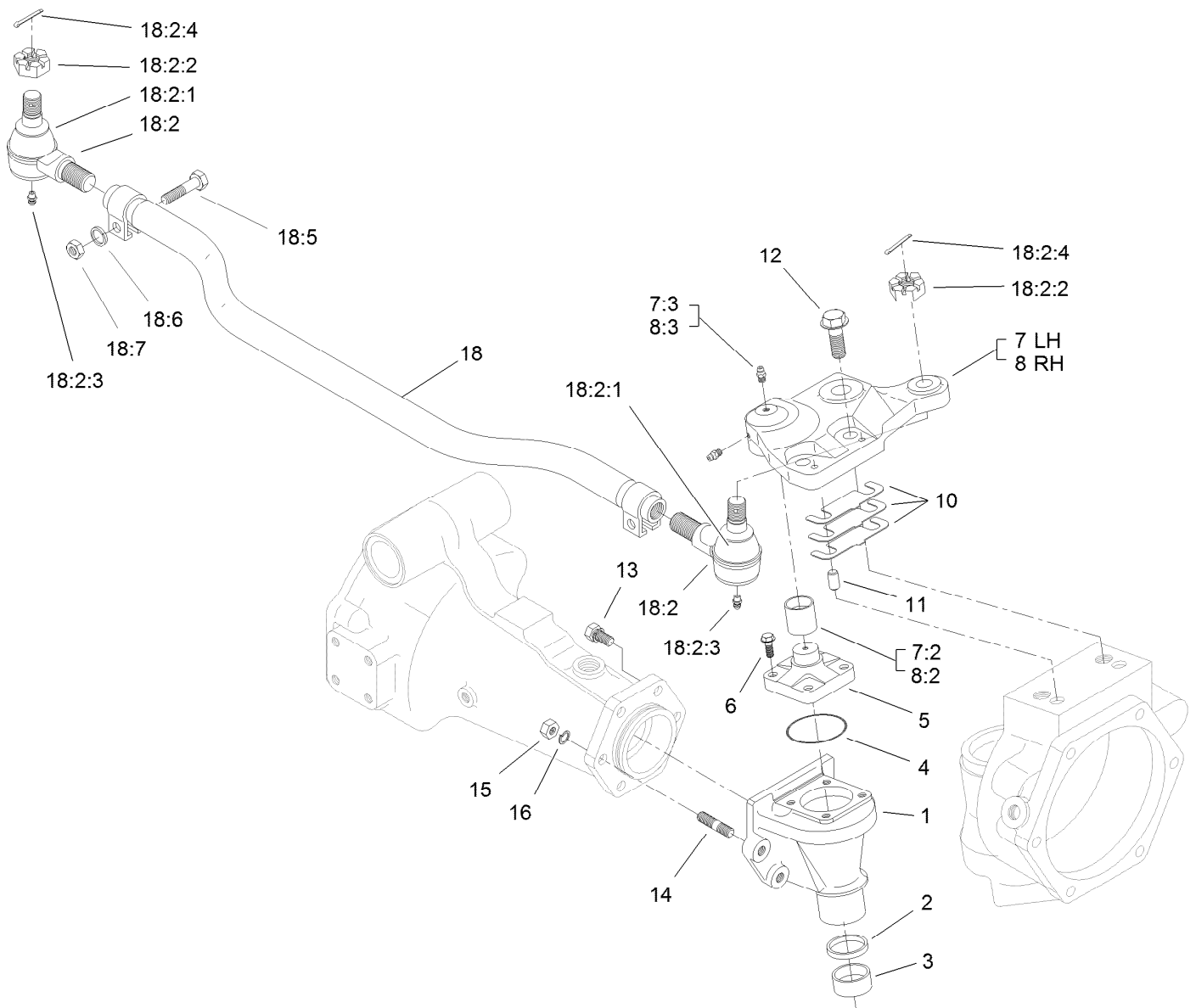
Differential Assembly Rear Axle Assembly No. 110-4750

<i>Ref.</i>	<i>Part Number</i>	<i>Qty.</i>	<i>Description</i>	<i>Ref.</i>	<i>Part Number</i>	<i>Qty.</i>	<i>Description</i>
1	95-7503	1	Differential ASM	9	99-7581	2	Gear-Differential
2	106-1093	1	Ring And Pinion Set	10	99-7582	2	Washer-Differential
2:1	95-7504	1	Gear-43 Tooth, Bevel Spiral	10	99-7583	2	Washer-Differential
2:2	106-1092	1	Pinion-Spiral, Bevel	10	99-7584	2	Washer-Differential
3	95-7502	1	Case-Differential	11	99-7588	1	Pin-Spring
4	99-7576	8	Bolt	12	99-7562	2	Bearing-Ball
5	3253-4	8	Washer-Lock	13	99-7585	2	Shim 0.1
6	99-7578	1	Shaft-Differential	13	99-7586	2	Shim 0.2
7	99-7579	2	Pinion-Differential	13	99-7587	2	Shim 0.4
8	145-5288	2	Washer-Pinion, Differential				



Axle Support Assembly Rear Axle Assembly No. 110-4750

<i>Ref.</i>	<i>Part Number</i>	<i>Qty.</i>	<i>Description</i>
1	95-7508	1	Support-Axle
2	95-7506	1	Support-Axle
3	106-1067	1	O-Ring
4	95-7537	2	Bushing-Flanged
5	99-7590	2	Washer-Seal
6	99-7589	2	Plug
7	110-4812	1	Axle Vent ASM
7:3	110-4815	1	Insert-Filter, Foam
8	99-7592	8	Bolt
9	106-1068	2	O-Ring
10	104-2377	1	Extension-Vent
11	104-8643	1	Plug
12	104-8644	1	O-Ring



Bevel Gear Case Assembly Rear Axle Assembly No. 110-4750

Ref.	Part Number	Qty.	Description	Ref.	Part Number	Qty.	Description
1	110-4752	2	Case-Gear, Bevel	12	104-2375	4	Bolt
2	110-4754	2	Seal-Oil	13	99-7599	8	Bolt
3	104-2378	2	Bushing	14	99-7525	4	Stud
4	106-1069	2	O-Ring	15	99-7526	4	Nut
5	104-2373	2	Knuckle	16	99-7527	4	Washer-Spring
6	104-2374	8	Bolt	18	106-1141	1	Steering Tie Rod ASM
7	100-3768	1	LH Steering Arm ASM	18:2	106-1113	2	Tie Rod End ASM - RH Thread
7:2	104-8634	1	Bushing	18:2:1	100-3853	1	Cover-Dust
7:3	106-1104	2	Fitting-Grease	18:2:2	100-3854	1	Nut-Castle
8	100-3766	1	RH Steering Arm ASM	18:2:3	110-4755	1	Fitting-Grease
8:2	104-8634	1	Bushing	18:2:4	3272-11	1	Pin-Cotter
8:3	106-1104	2	Fitting-Grease	18:5	100-3855	2	Bolt
10	95-7547	2	Shim 0.1	18:6	99-7527	2	Washer-Spring
10	95-7548	2	Shim 0.2	18:7	99-7526	2	Nut
10	95-7549	2	Shim 0.3				
11	99-7597	4	Pin-Dowel				



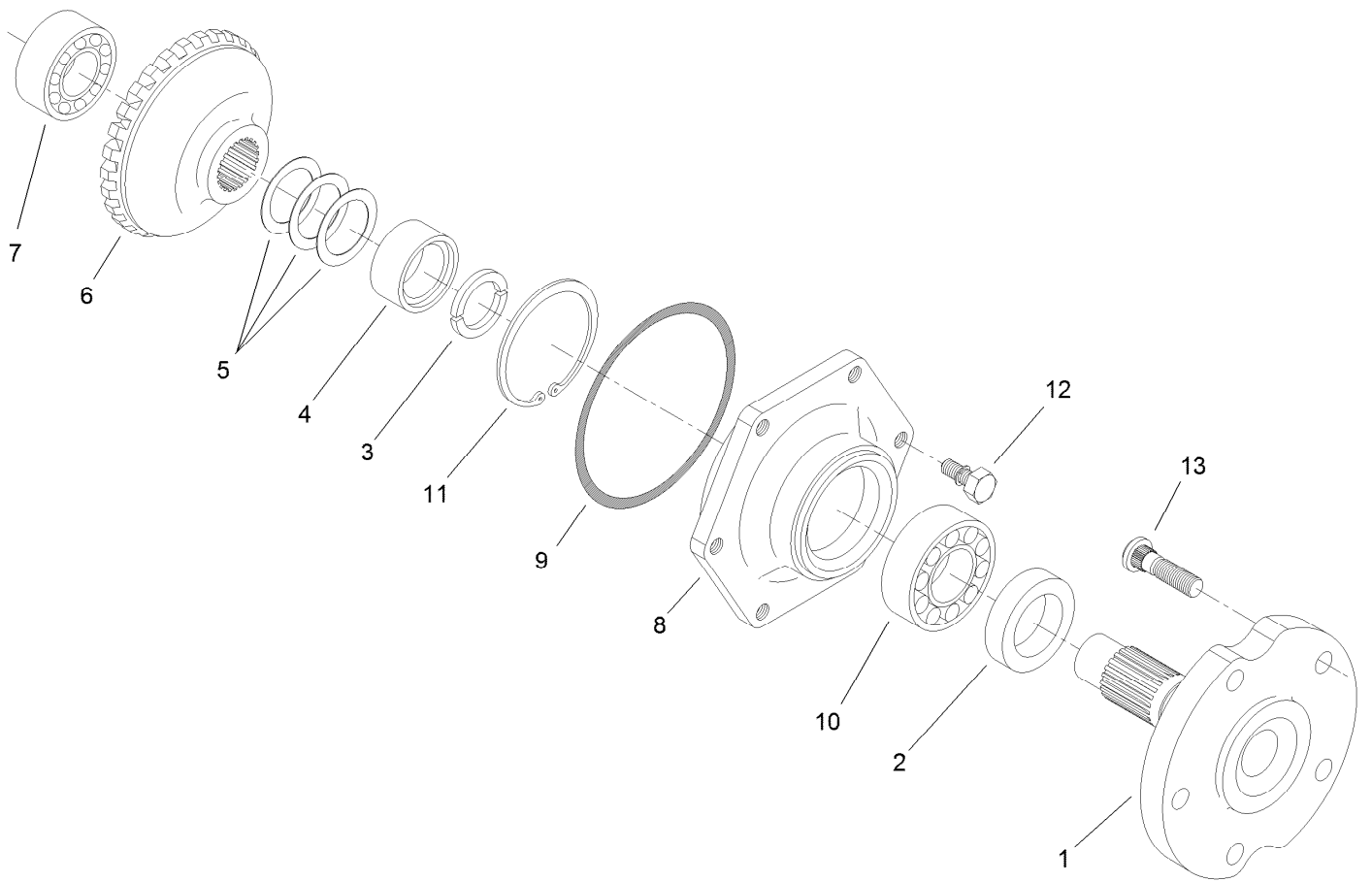
Bevel Gear Shaft Assembly Rear Axle Assembly No. 110-4750

<i>Ref.</i>	<i>Part Number</i>	<i>Qty.</i>	<i>Description</i>
1	95-7509	1	Shaft-Gear, Differential
2	95-7512	1	Shaft-Gear, Differential
3	95-7517	2	Gear-Bevel, 15 Tooth
4	99-7530	4	Bearing-Ball
5	99-7552	2	Shim 0.1
5	99-7553	2	Shim 0.2
5	99-7554	2	Shim 0.5
6	99-7531	2	Clip
7	110-4753	2	Shaft-Gear, Bevel
8	95-7519	2	Gear-Bevel, 17 Tooth
9	99-7532	2	Bearing-Roller, Taper
10	99-7558	2	Collar



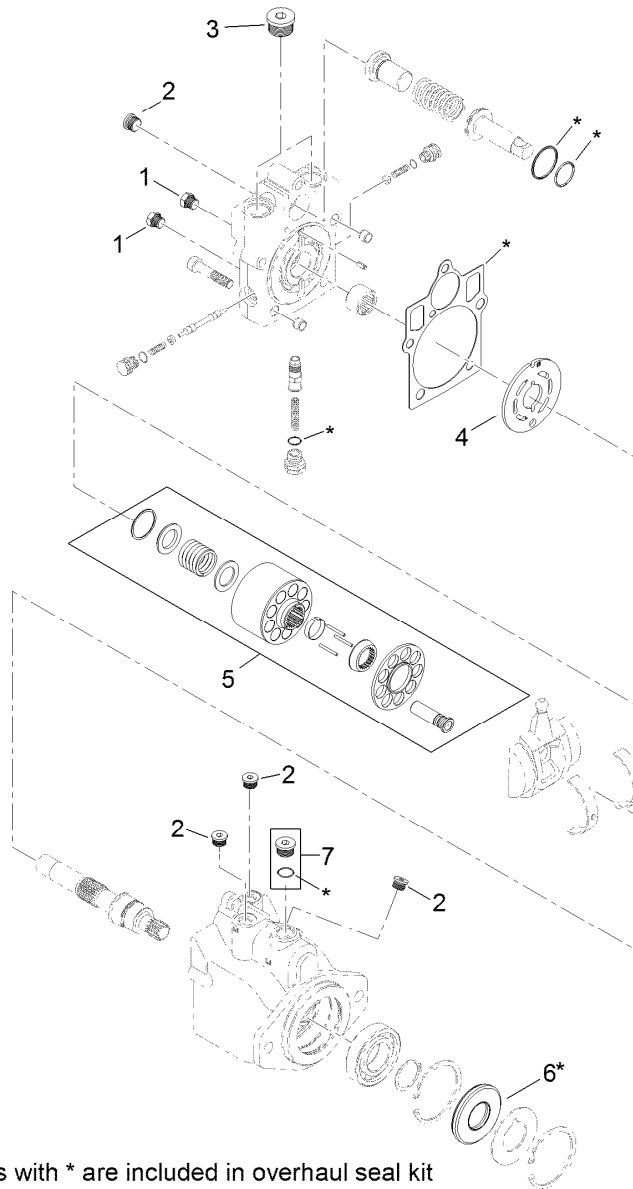
Axle Case Assembly Rear Axle Assembly No. 110-4750

<i>Ref.</i>	<i>Part Number</i>	<i>Qty.</i>	<i>Description</i>
1	110-4751	2	Case-Axle
2	99-7535	2	Plug
3	99-7536	2	Washer-Seal
4	95-7527	2	Gear-Bevel, 17 Tooth
5	99-7532	2	Bearing-Roller, Taper
6	100-2560	2	Cover
7	106-1070	2	O-Ring
8	99-7589	2	Plug
9	99-7590	2	Washer-Seal
10	100-2562	8	Bolt
11	106-1102	2	Bolt-Stop
12	106-1103	2	Nut



Axle Assembly Rear Axle Assembly No. 110-4750

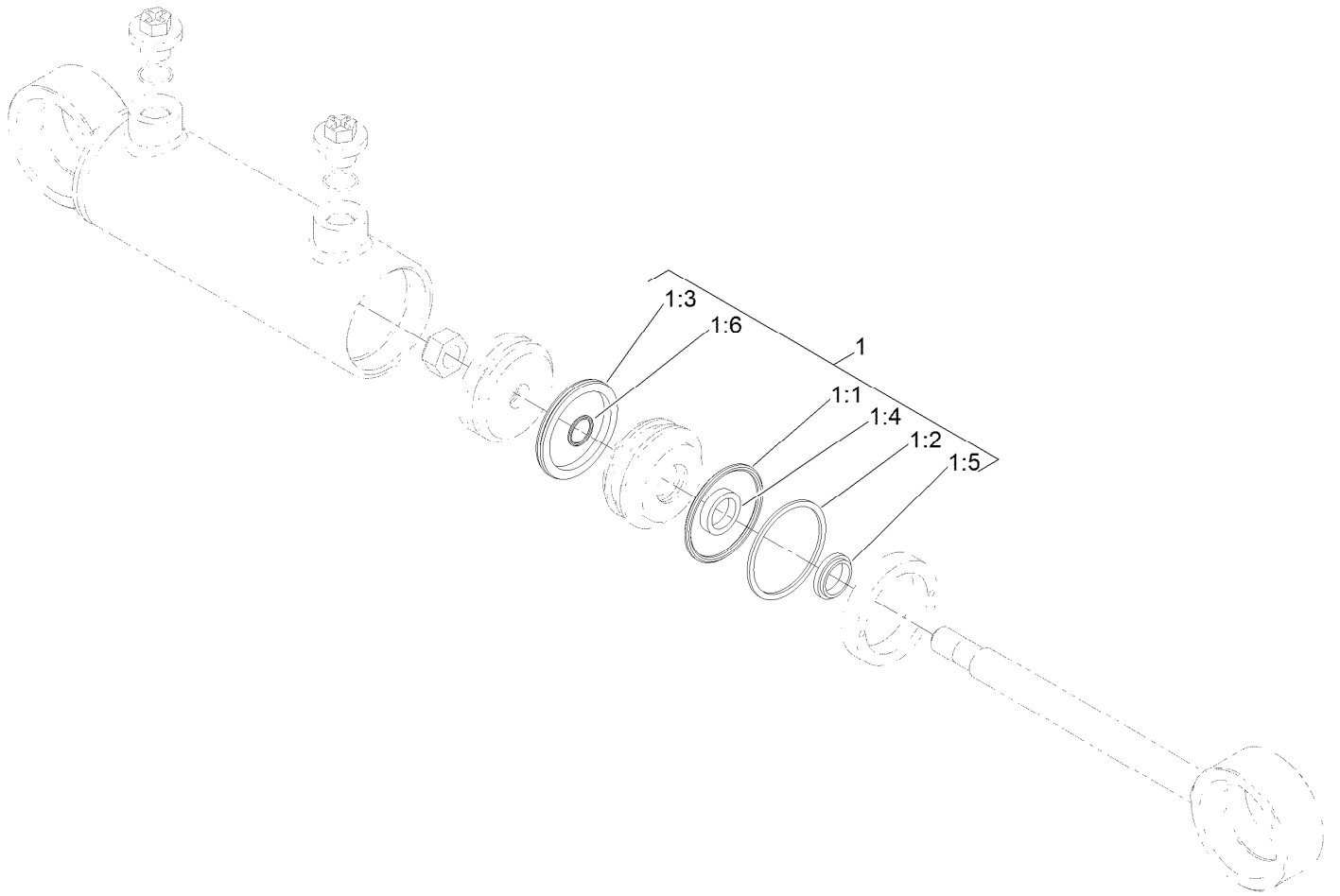
<i>Ref.</i>	<i>Part Number</i>	<i>Qty.</i>	<i>Description</i>
1	95-7522	2	Axle
2	99-7564	2	Seal-Oil
3	95-7544	4	Clip
4	95-7523	2	Spacer
5	99-7555	2	Shim 0.3
5	99-7556	2	Shim 0.2
5	99-7557	2	Shim 0.5
6	95-7524	2	Gear-Bevel, 29 Tooth
7	99-7534	2	Bearing-Ball
8	95-7521	2	Cover-Axle
9	106-1071	2	O-Ring
10	99-7561	2	Bearing-Ball
11	99-7539	2	Clip
12	99-7596	12	Bolt
13	99-7563	10	Stud



8 = all items with * are included in overhaul seal kit

Hydraulic Motor Assembly No. 120-8814

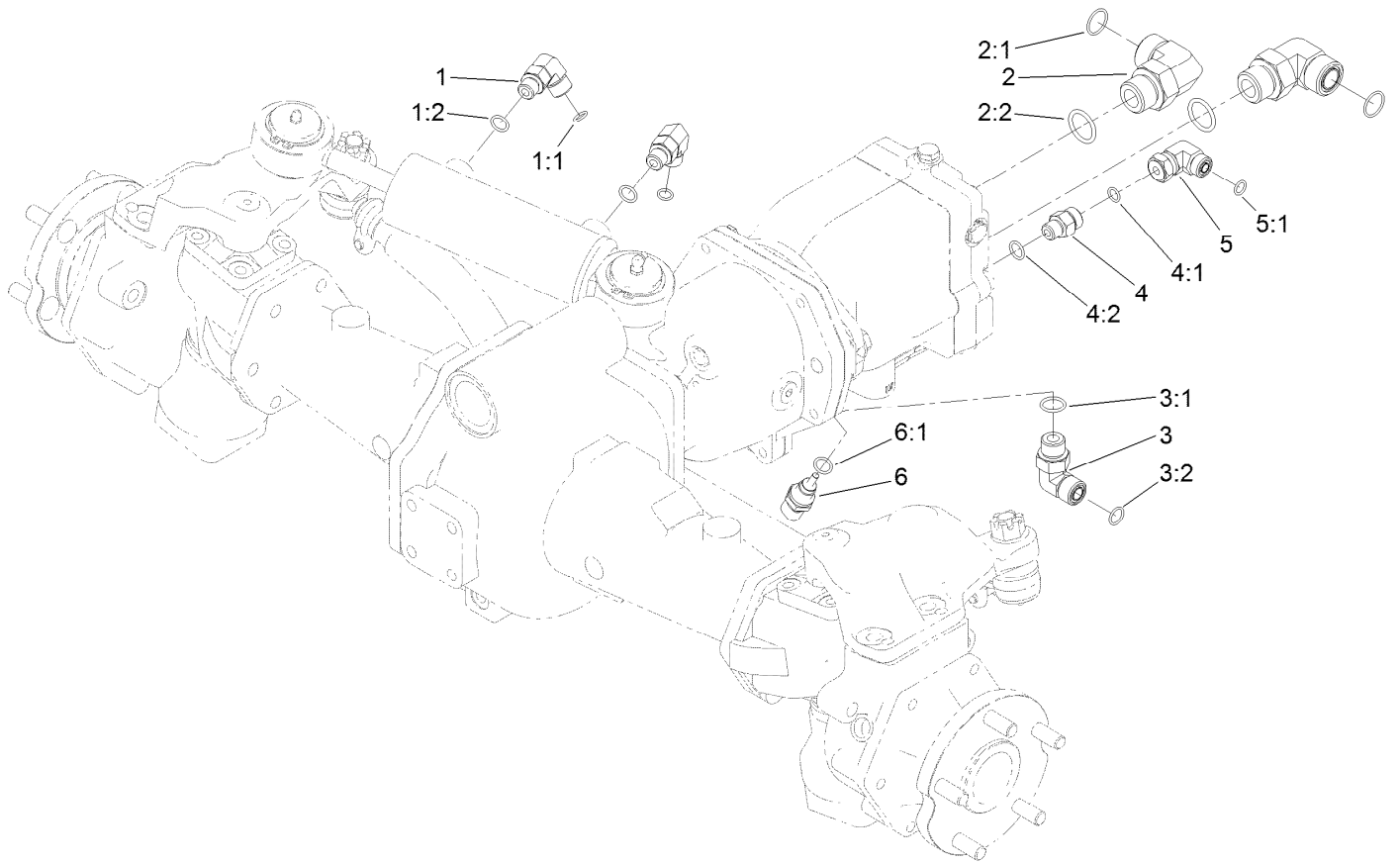
<i>Ref.</i>	<i>Part Number</i>	<i>Qty.</i>	<i>Description</i>
1	92-1352	2	Plug
2	69-3080	5	Plug
3	69-3130	2	Plug
4	121-1734	1	Plate-Valve
5	110-6472	1	Cylinder Block Kit ASM
6	69-3190	1	Seal-Lip
7	67-9090	1	Plug
8	121-1736	1	Overhaul Seal Kit



Steering Cylinder Assembly No. 121-1534

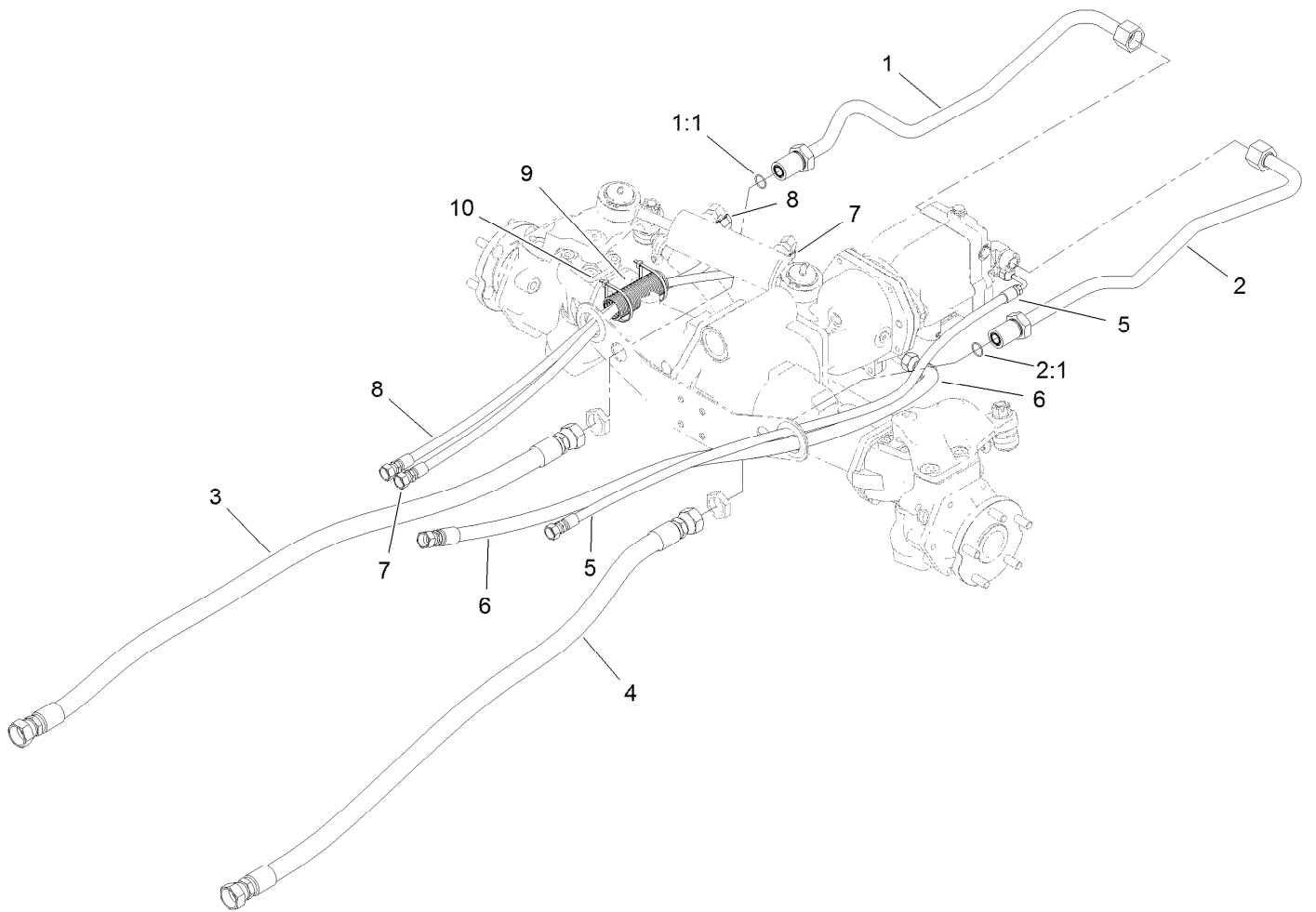
<i>Ref.</i>	<i>Part Number</i>	<i>Qty.</i>	<i>Description</i>
1	125-4302	1	Seal Kit
1:1		1	O-Ring ●
1:2		1	Backup ●
1:3		1	Bp Seal ●
1:4		1	Bt Seal ●
1:5		1	Dust Seal ●
1:6		1	O-Ring ●

● Not serviced separately



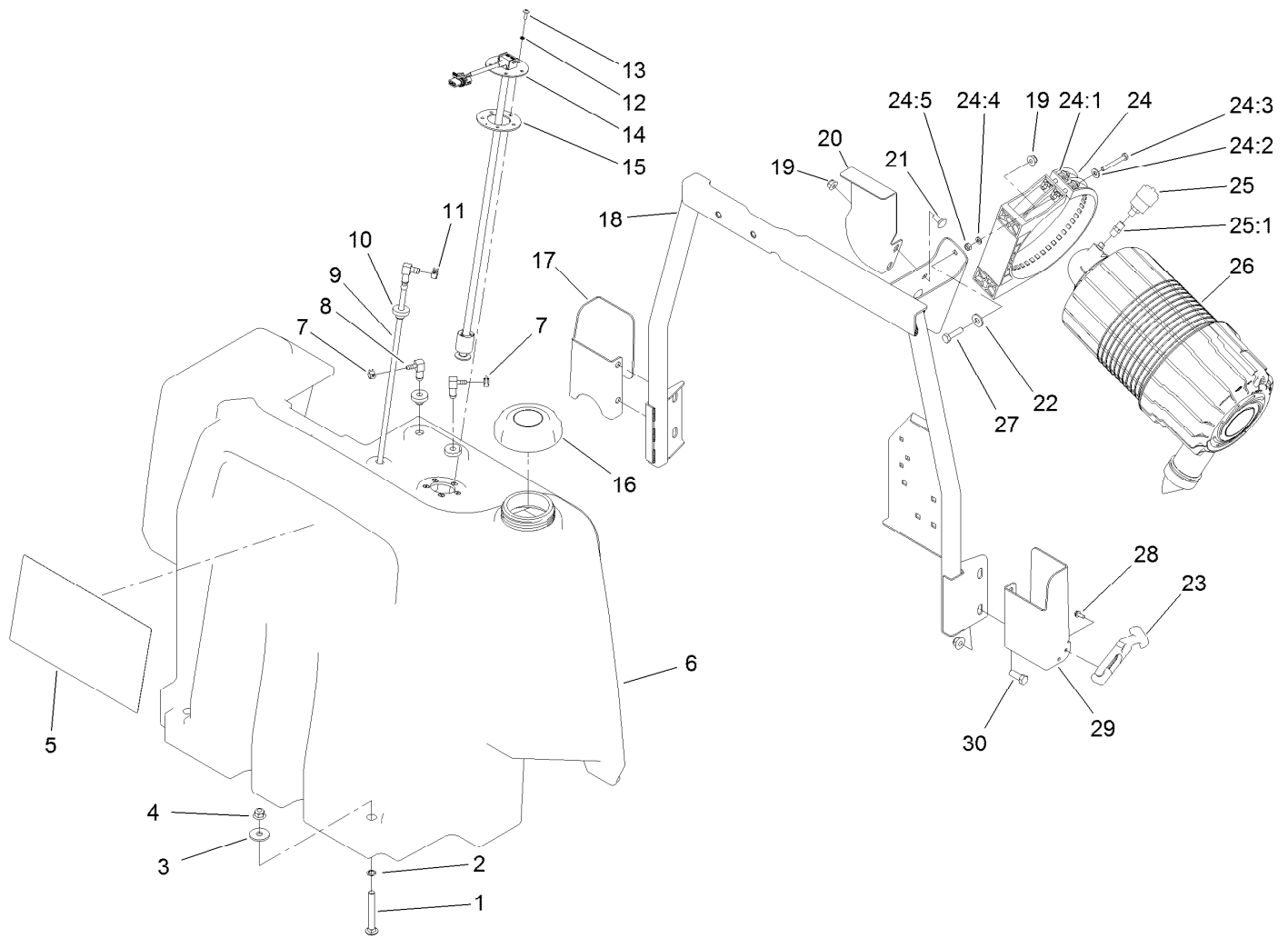
Hydraulic Fitting Assembly

<i>Ref.</i>	<i>Part Number</i>	<i>Qty.</i>	<i>Description</i>	<i>Ref.</i>	<i>Part Number</i>	<i>Qty.</i>	<i>Description</i>
1	340-77	2	Fitting-Elbow, 90 DEG	3:2	237-30	1	O-Ring
1:1	237-22	1	O-Ring	4	340-2	1	Fitting-Straight
1:2	237-42	1	O-Ring	4:1	237-22	1	O-Ring
2	340-142	2	Fitting-Elbow, 90 DEG	4:2	237-42	1	O-Ring
2:1	237-58	1	O-Ring	5	340-159	1	Elbow-90
2:2	237-81	1	O-Ring	5:1	237-22	2	O-Ring
3	340-98	1	Fitting-Elbow, 90 DEG	6	110-8829	1	Sender-Temperature
3:1	237-79	1	O-Ring	6:1	237-42	1	O-Ring



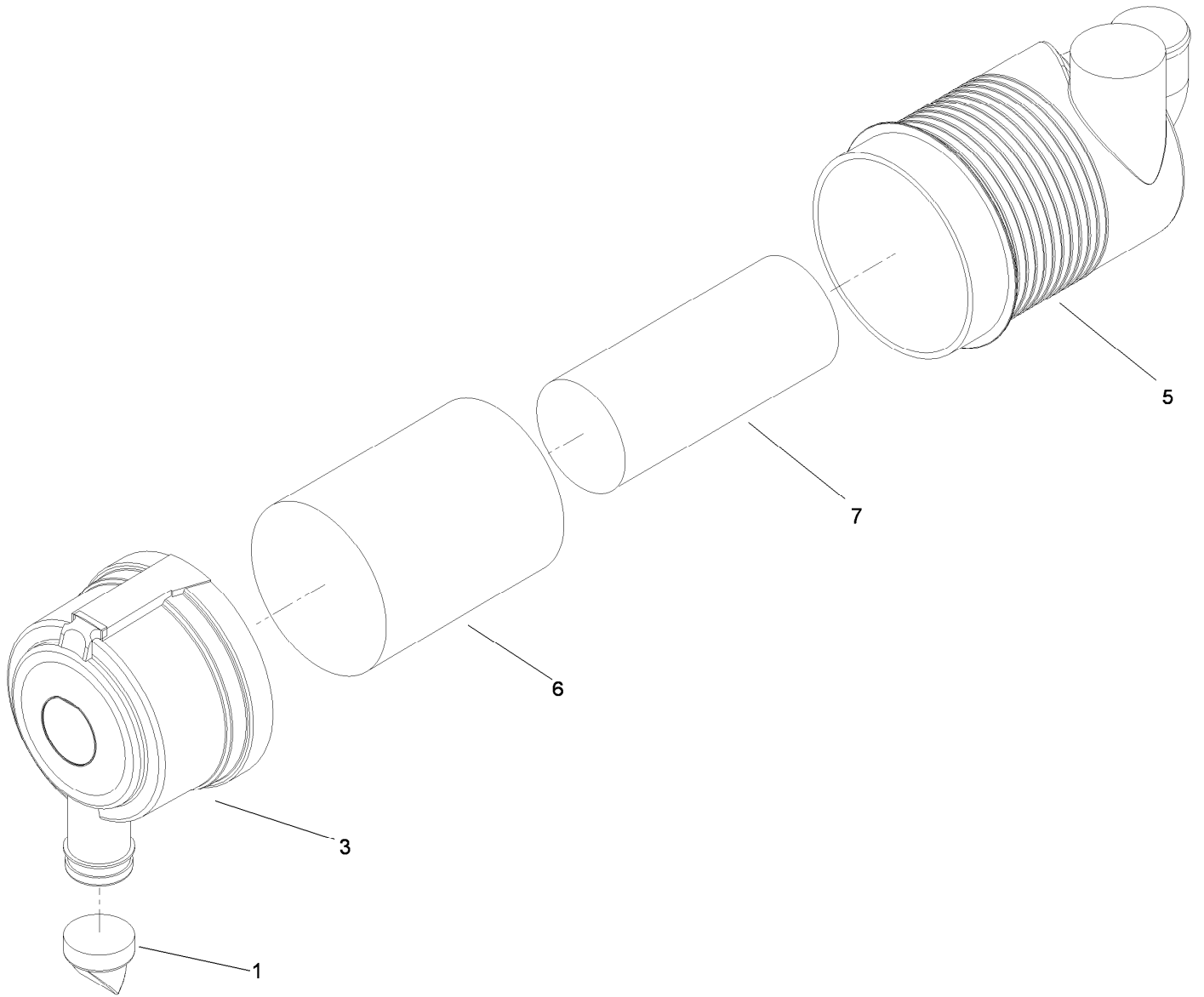
Hose and Tube Routing Assembly

<i>Ref.</i>	<i>Part Number</i>	<i>Qty.</i>	<i>Description</i>
1	120-9067	1	HYD Tube ASM
1:1	237-58	1	O-Ring
2	120-9068	1	Tube ASM
2:1	237-58	1	O-Ring
3	121-1502	1	Hose-HYD
4	114-0024	1	Hose-HYD
5	121-1459	1	Hose-HYD
6	121-1458	1	Hose-HYD
7	121-1500	1	Hose-HYD
8	121-1501	1	Hose-HYD
9	121-1544	2	Cover-Hose
10	3290-379	4	Tie-Cable



Fuel Tank and Air Cleaner Assembly

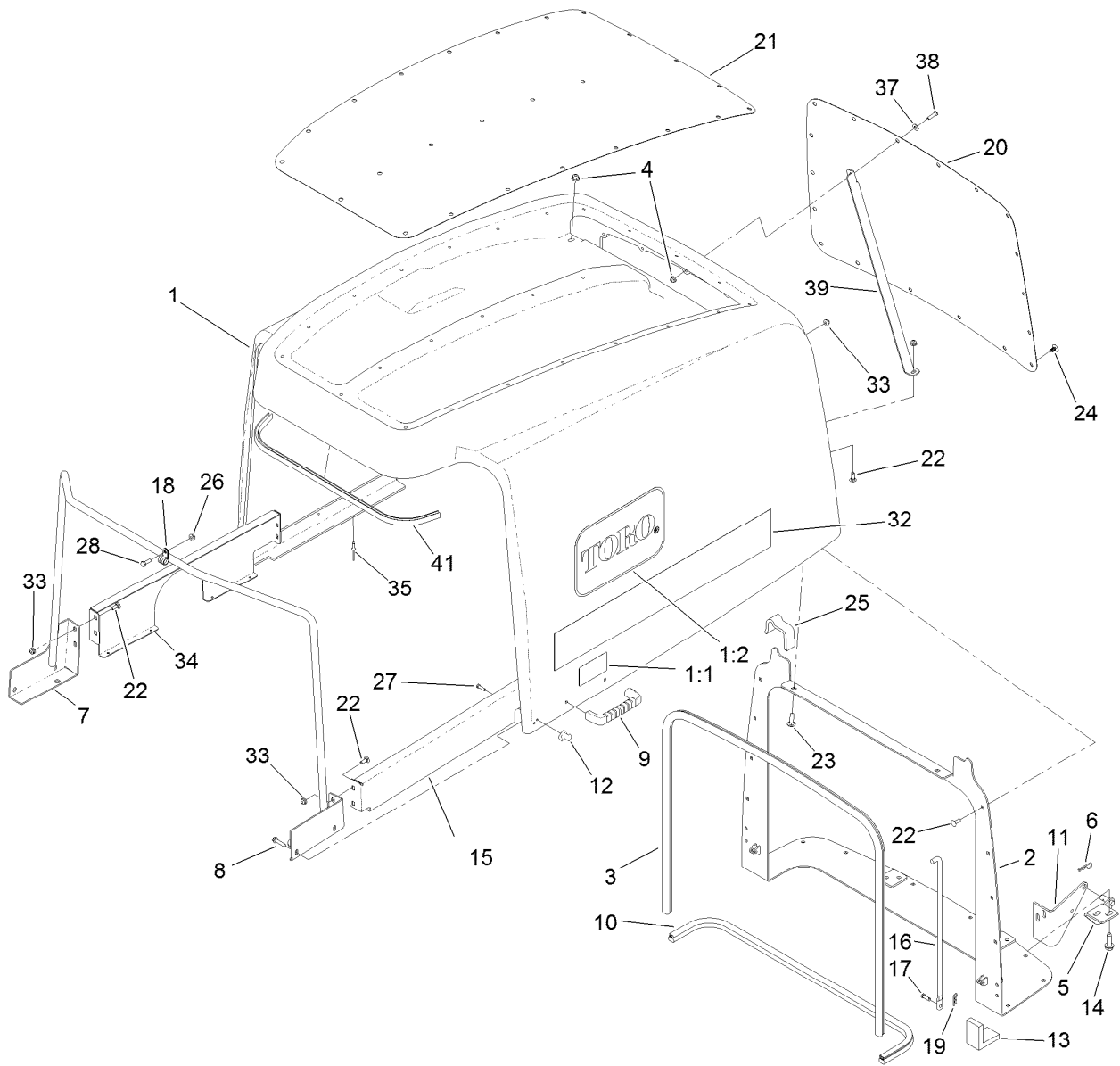
Ref.	Part Number	Qty.	Description	Ref.	Part Number	Qty.	Description
1	3231-10	2	Screw-CARR	19	104-8300	4	Nut-HF, NI
2	32151-72	2	Ring-Retaining	20	120-4193-0P	1	Bracket-Fuel Tank
3	63-8410	2	Washer	21	3230-1	2	Bolt-CARR
4	104-8301	6	Nut-HF, NI	22	3256-3	2	Washer-Flat
5	144-4163	1	Decal-Service	23	103-4080	2	Latch-Rubber
6	120-4195	1	Tank-Fuel	24	99-5414	1	Strap-Cleaner, Air
7	2412-98	2	Clamp-Hose	24:1	108-1512	2	Spring
8	104-5228	2	Fitting-Elbow, 90 DEG	24:2	3256-22	2	Washer-Flat
9	120-8908	1	Pipe-Stand	24:3	33113-050	2	Screw-HH
10	46-6560	3	Bushing	24:4	33093-00	2	Washer-Flat
11	92-2379	1	Clamp-Hose	24:5	33023-00	2	Nut-Lock
12	3253-15	5	Washer-Lock	25	104-3563	1	Indicator
13	32122-24	5	Screw-PTH	25:1	94-1416	1	Adapter-Indicator
14	121-1688	1	Gauge-Fuel	26	99-5410	1	Air Cleaner ASM
15	121-1707	1	Gasket-Fuel, Viton	27	322-6	2	Screw-HH
16	125-9171	1	Cap-Fuel	28	32144-1	4	Screw-Taptite
17	121-1514-03	1	Bracket-Latch, RH	29	121-1513-03	1	Bracket-Latch, LH
18	120-4190-0P	1	Support-Tank	30	323-6	4	Screw-HH



Air Cleaner Assembly No. 99-5410

<i>Ref.</i>	<i>Part Number</i>	<i>Qty.</i>	<i>Description</i>
1	104-4258	1	Valve-Vacuator
3	104-4259	1	Cover
5		1	Body ASM ●
6	108-3814	1	Filter-Air
7	108-3816	1	Filter-Air

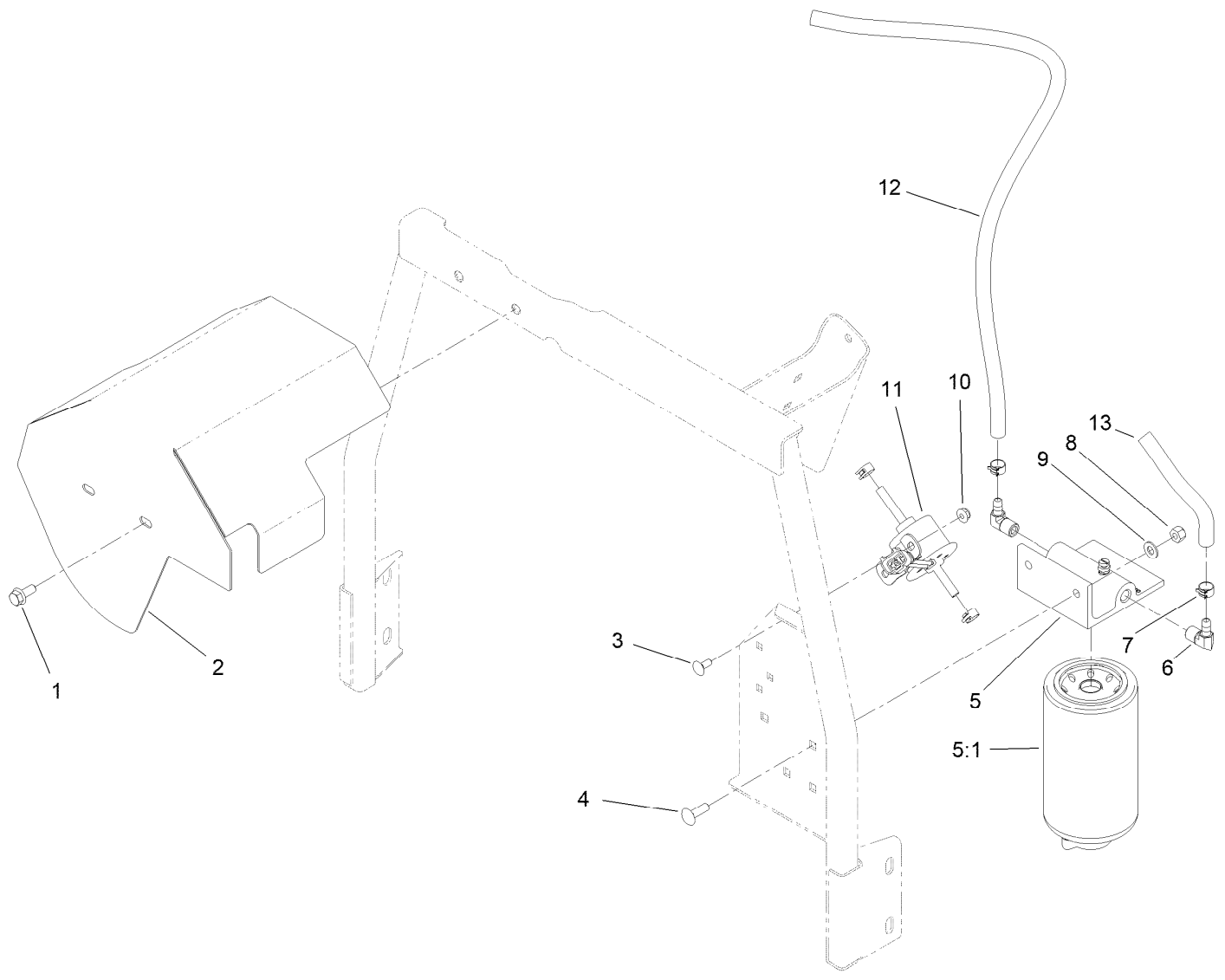
● Not serviced separately



Hood Assembly

Ref.	Part Number	Qty.	Description	Ref.	Part Number	Qty.	Description
1	120-9090	1	Hood ASM	18	2412-134	2	Clamp-R
1:1	106-6754	2	Decal-Danger	19	3290-307	2	Pin-Cotter
1:2	139-6028	2	Decal-Logo, Toro	20	120-9096-03	1	Screen-Hood, Rear
2	120-9099-0P	1	Pivot-Hood	21	120-9097-03	1	Screen-Hood, Top
3	114-3823	1	Seal-Bulb	22	3229-1	24	Screw-CARR
4	104-8300	2	Nut-HF, NI	23	3230-2	2	Bolt-CARR
5	121-1470	2	Pivot-Screen	24	117-2382	42	Plug-Plastic
6	3290-467	2	Pin-Hair	25	120-9087	2	Seal-Foam
7	120-4196-0P	1	Support-Hood	26	32128-33	2	Nut-HF
8	137-3101	4	Screw-Plastic, HWH	27	32104-4	2	Screw
9	65-5100	2	Handle-Door	28	321-4	2	Screw-HH
10	104-3590	1	Seal-Bulb	32	106-2045	2	Decal-Hood
11	104-3588-03	2	Pivot-Screen	33	104-7201	25	Nut-HF, NI
12	103-4081	2	Latch-Keeper	34	120-8948-0P	1	Support-Hood, RH
13	104-3580	2	Seal-Corner, Screen	35	3269-4	8	Rivet-Pop
14	32144-109	8	Screw-Thd	37	3256-1	1	Washer-Flat
15	120-8949-0P	1	Support-Hood, LH	38	3274-65	1	Screw-HSBH
16	104-8313	2	Rod-Hood	39	127-3707-0P	1	Support-Hood
17	283-67	2	Pin-Clevis	41	132-6181	1	Trim

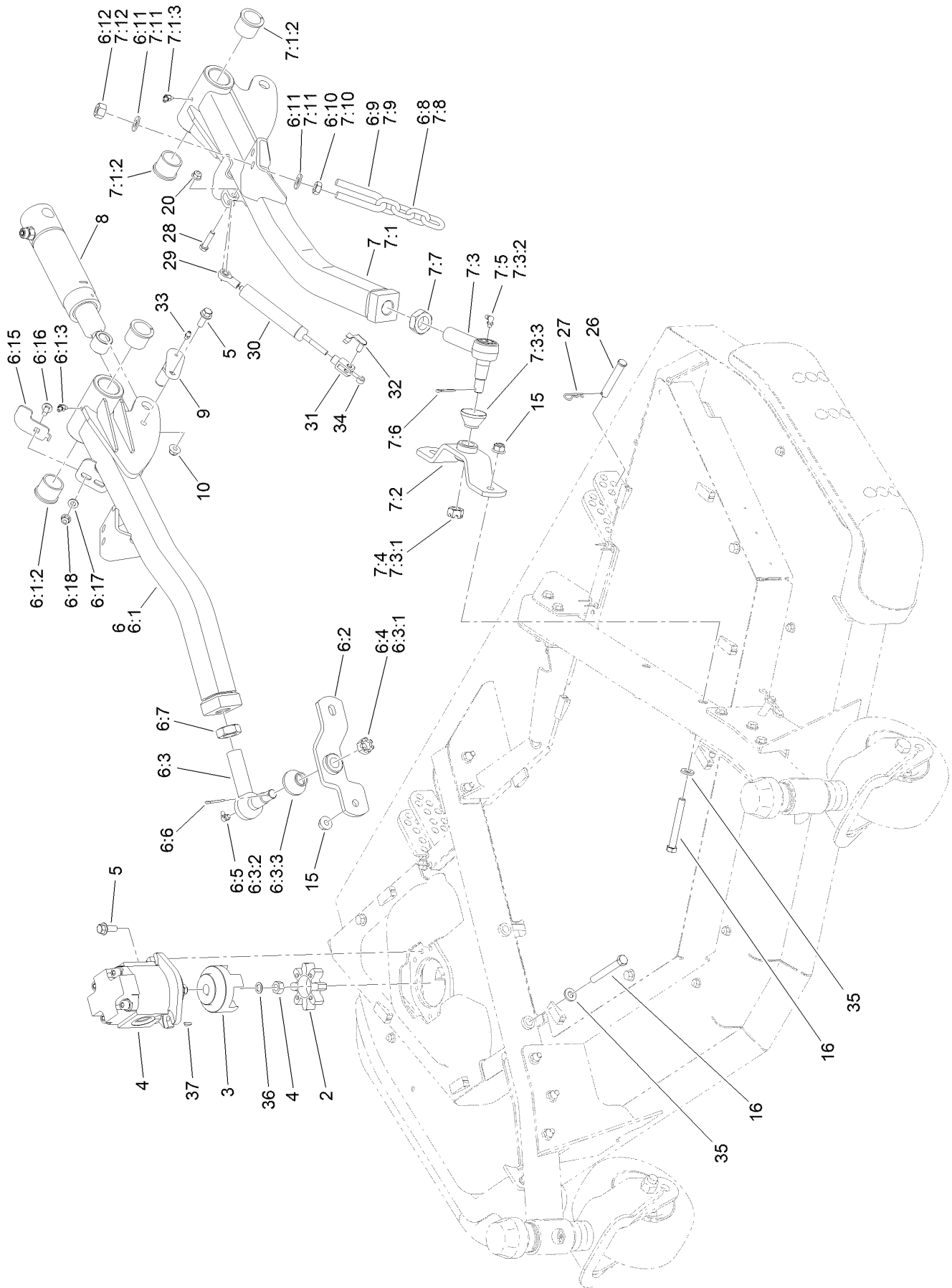
Fuel/Water Separator and Shield Assembly



Fuel/Water Separator and Shield Assembly (continued)

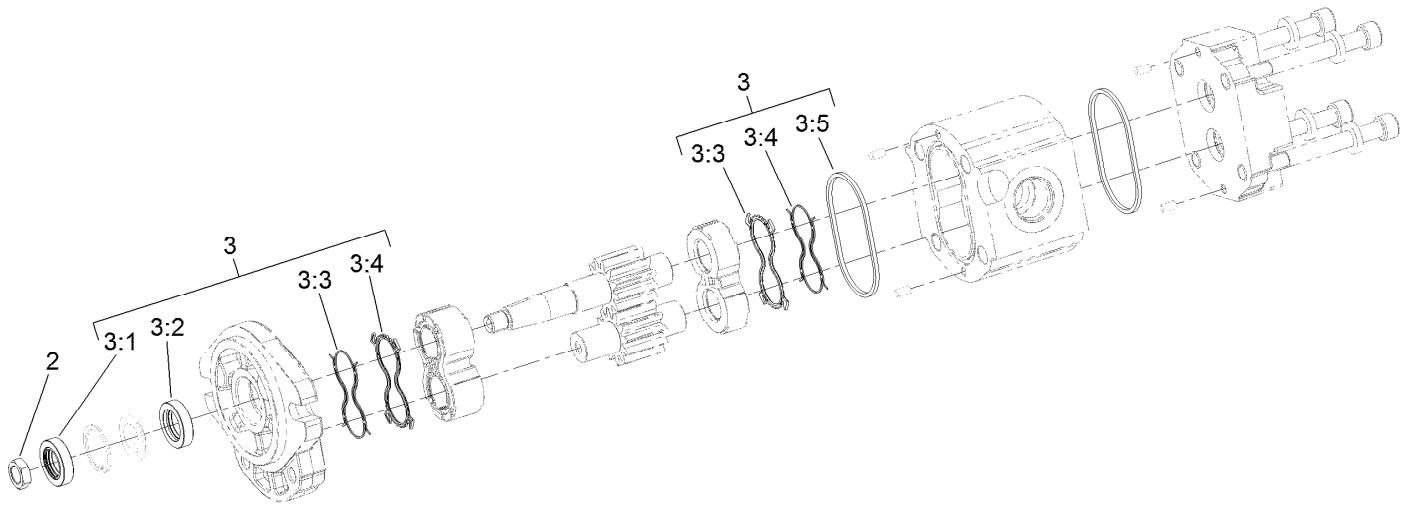
<i>Ref.</i>	<i>Part Number</i>	<i>Qty.</i>	<i>Description</i>	<i>Ref.</i>	<i>Part Number</i>	<i>Qty.</i>	<i>Description</i>
1	3234-47	2	Screw-HHF	7	92-2379	4	Clamp-Hose
2	120-4188-0P	1	Bracket-Guard, Fuel Tank	8	3296-29	2	Nut-Lock, NI
3	3229-11	2	Screw-CARR	9	3256-23	2	Washer-Plain
4	3230-22	2	Screw-CARR	10	104-7201	2	Nut-HF, NI
5	125-2914	1	Filter-Separator	11	121-5613	1	Pump-Fuel, Electric
5:1	125-2915	1	Filter-Fuel/Water Separator	12	109-0309	1	Hose-Fuel
6	353-781	2	Fitting-HYD, 90	13	110-3256	1	Hose-Fuel

Front Deck Installation Assembly



Front Deck Installation Assembly (continued)

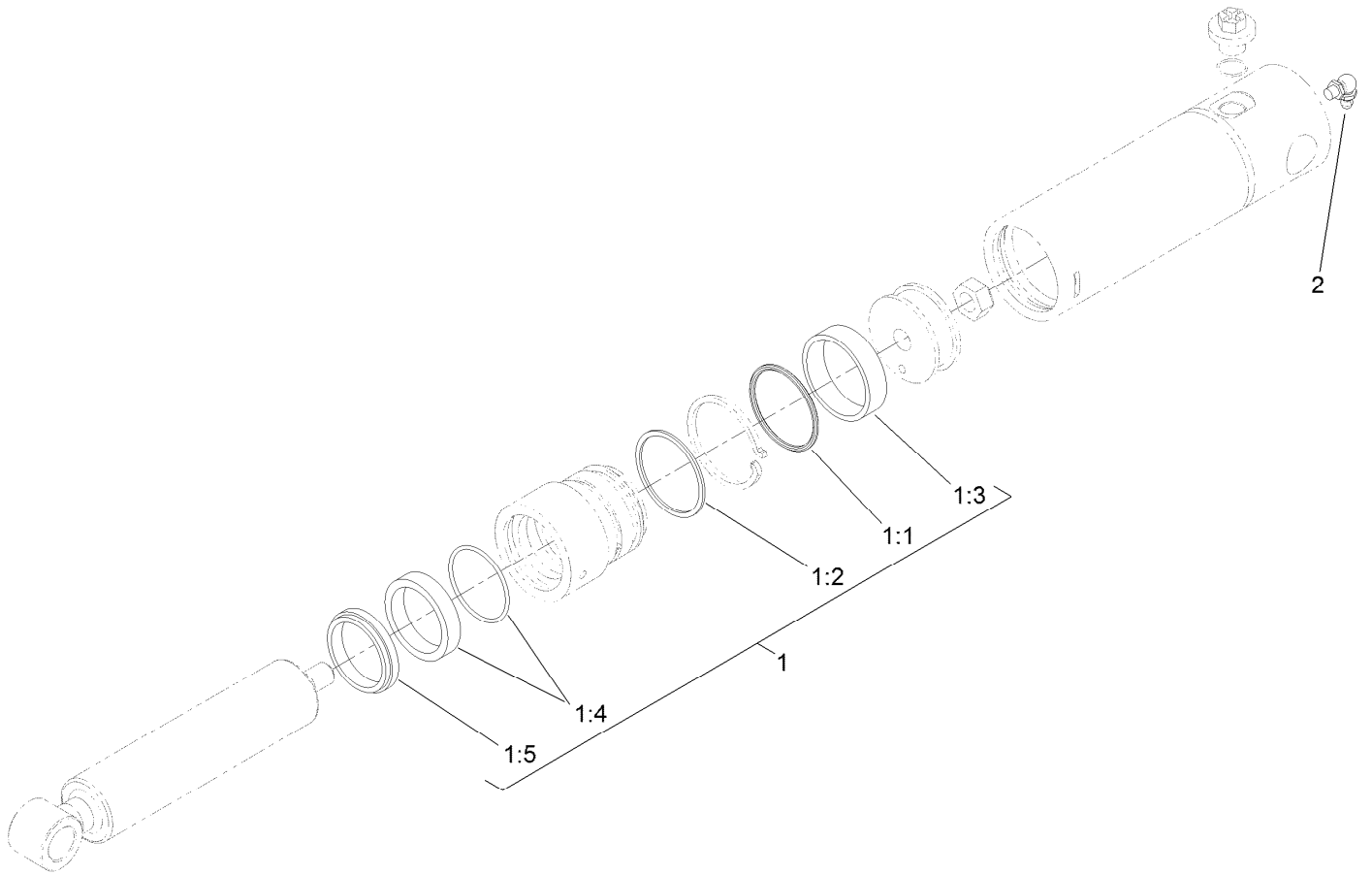
<i>Ref.</i>	<i>Part Number</i>	<i>Qty.</i>	<i>Description</i>	<i>Ref.</i>	<i>Part Number</i>	<i>Qty.</i>	<i>Description</i>
2	104-3542	1	Spider	7:3	86-8101	1	Joint-Ball
3	104-3541	1	Hub-Spider	7:3:1	32136-2	1	Nut-SHH
4	127-3694	1	HYD Motor ASM	7:3:2	302-40	1	Fitting-Grease, 90 DEG
5	3234-42	4	Screw-HHF	7:3:3	114-2874	1	Seal-Ball Joint
6	138-6398	1	RH Front Lift Arm ASM	7:4	32136-2	1	Nut-SHH
6:1	140-5807	1	RH Lift Arm ASM	7:5	302-40	1	Fitting-Grease, 90 DEG
6:1:2	104-0015	2	Bushing-Flange	7:6	3272-12	1	Pin-Cotter
6:1:3	302-11	1	Fitting-Lube, 45 DEG	7:7	21-3001	1	Nut-Jam
6:2	140-5809	1	Support-Hub	7:8	95-6231	1	Chain-HOC
6:3	86-8101	1	Joint-Ball	7:9	104-0108	1	U-Bolt
6:3:1	32136-2	1	Nut-SHH	7:10	3217-9	2	Nut-HH
6:3:2	302-40	1	Fitting-Grease, 90 DEG	7:11	3256-26	4	Washer-Flat
6:3:3	114-2874	1	Seal-Ball Joint	7:12	3296-25	2	Nut-Lock, NI
6:4	32136-2	1	Nut-SHH	8	120-8802	2	HYD Cylinder ASM
6:5	302-40	1	Fitting-Grease, 90 DEG	9	120-5575	2	Pin
6:6	3272-12	1	Pin-Cotter	10	104-8301	2	Nut-HF, NI
6:7	21-3001	1	Nut-Jam	15	114-8417	4	Nut-HF, NI
6:8	95-6231	1	Chain-HOC	16	324-19	4	Screw-HH
6:9	104-0108	1	U-Bolt	20	104-8300	1	Nut-HF, NI
6:10	3217-9	2	Nut-HH	26	283-55	2	Pin-Clevis
6:11	3256-26	4	Washer-Flat	27	3290-467	2	Pin-Hair
6:12	3296-25	2	Nut-Lock, NI	28	322-17	1	Screw-HH
6:15	140-5824	1	Plate-Sensor	29	104-8331	1	End-Rod, Spherical
6:16	3230-23	1	Bolt-CARR	30	105-3249	1	Damper
6:17	3256-23	1	Washer-Plain	31	115-5455	1	End-Rod, Clevis
6:18	104-8300	1	Nut-HF, NI	32	115-5454	1	Pin-Spring
7	138-6399	1	LH Front Lift Arm ASM	33	302-5	2	Fitting-Grease
7:1	140-5808	1	LH Lift Arm ASM	34	115-2142	1	Spacer
7:1:2	104-0015	2	Bushing-Flange	35	87-7480	4	Washer
7:1:3	302-11	1	Fitting-Lube, 45 DEG	36	112-6957	1	Washer-Hardened
7:2	140-5809	1	Support-Hub	37	3257-3	1	Key-Woodruff



Hydraulic Motor Assembly No. 127-3694

Ref.	Part Number	Qty.	Description
2	110-8815	1	Nut-Hex
3	114-5620	1	Seal Kit
3:1		1	Seal-Shaft ●
3:2		1	Seal-Shaft ●
3:3		2	Seal-Anti Extrusion ●
3:4		2	Seal-Plate, Balancing ●
3:5		2	O Ring-Housing ●

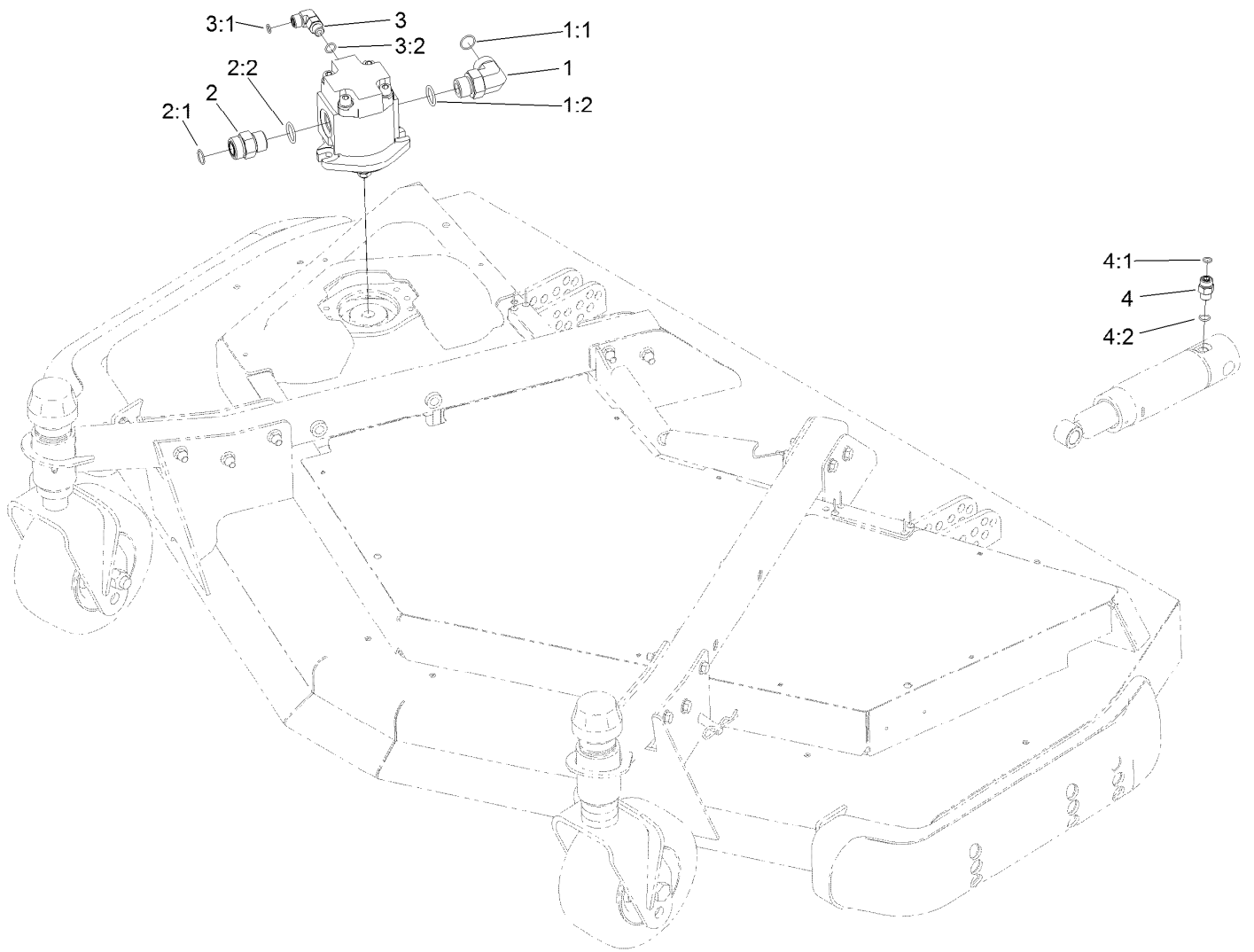
● Not serviced separately



Lift Cylinder Assembly No. 120-8802

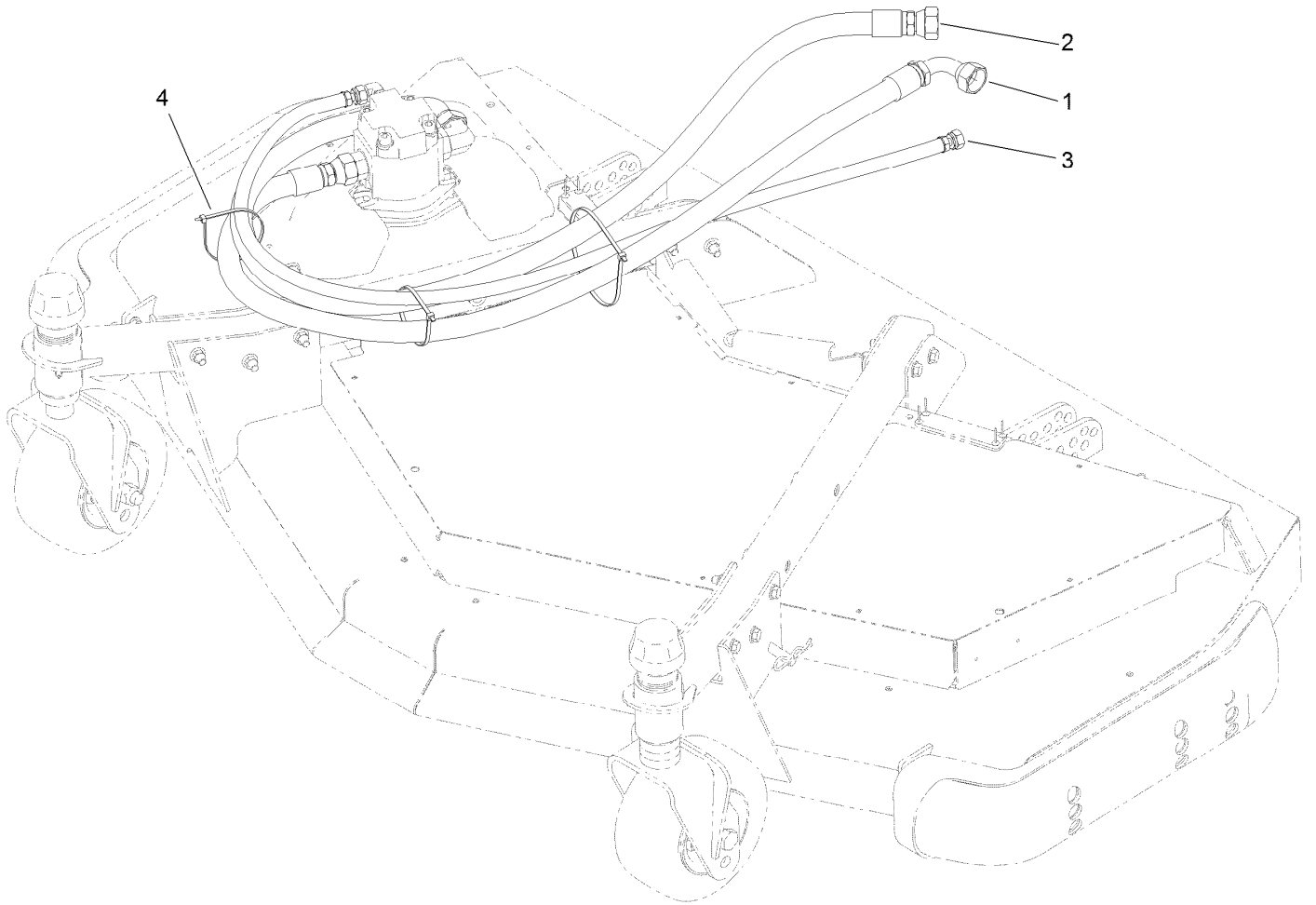
<i>Ref.</i>	<i>Part Number</i>	<i>Qty.</i>	<i>Description</i>
1	125-4301	1	Seal Kit
1:1		1	O-Ring ●
1:2		1	Backup ●
1:3		1	Wear Ring ●
1:4		1	Bds Seal ●
1:5		1	Dust Seal ●
2	302-60	1	Fitting-Grease

● Not serviced separately



Front Deck Hydraulic Fitting Assembly

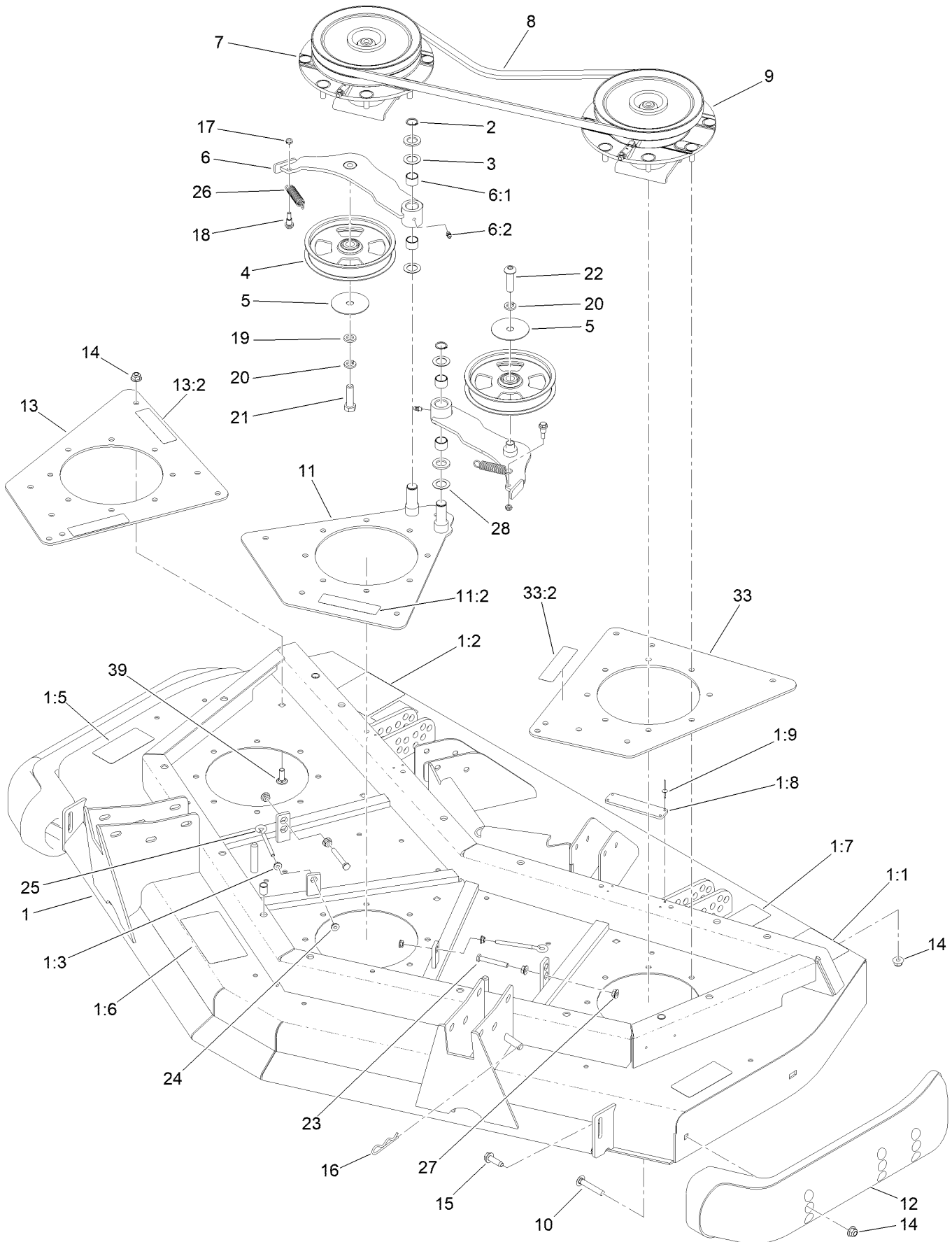
Ref.	Part Number	Qty.	Description
1	340-142	1	Fitting-Elbow, 90 DEG
1:1	237-58	1	O-Ring
1:2	237-81	1	O-Ring
2	340-9	1	Fitting-STR
2:1	237-58	1	O-Ring
2:2	237-81	1	O-Ring
3	340-77	1	Fitting-Elbow, 90 DEG
3:1	237-22	1	O-Ring
3:2	237-42	1	O-Ring
4	340-2	2	Fitting-Straight
4:1	237-22	1	O-Ring
4:2	237-42	1	O-Ring



Front Deck Hose Routing Assembly

<i>Ref.</i>	<i>Part Number</i>	<i>Qty.</i>	<i>Description</i>
1	120-8987	1	Hose-HYD
2	120-8988	1	Hose-HYD
3	120-8989	1	Hose-HYD
4	3290-379	3	Tie-Cable

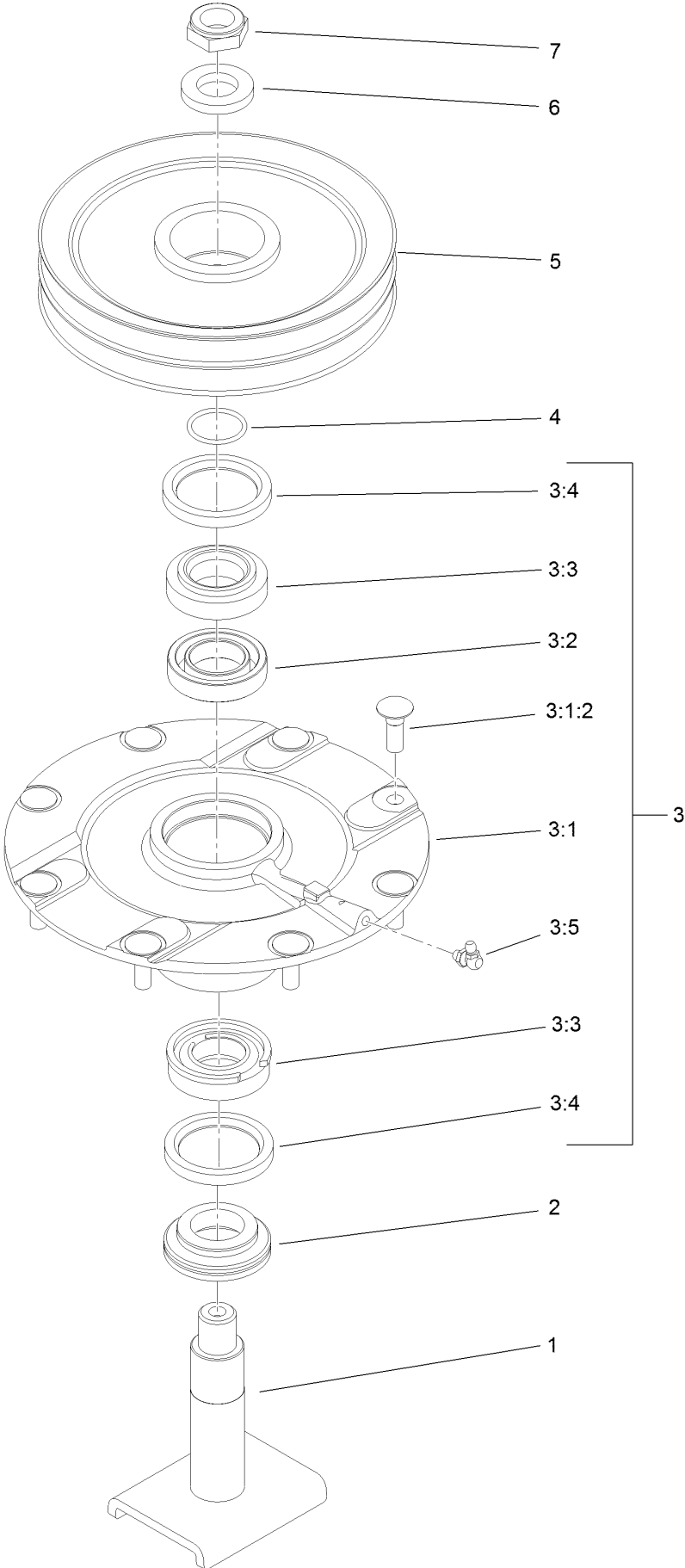
Front Deck Idler and Skid Assembly



Front Deck Idler and Skid Assembly (continued)

<i>Ref.</i>	<i>Part Number</i>	<i>Qty.</i>	<i>Description</i>	<i>Ref.</i>	<i>Part Number</i>	<i>Qty.</i>	<i>Description</i>
1	131-1234	1	Front Deck ASM	12	112-1479	2	Skid-Bumper, Deck
1:1	120-6604	2	Decal-Danger	13	131-1238	1	Plate-Spindle, Front Right
1:2	100-5624	1	Decal-HOC, RH	13:2	100-6578	2	Decal-Danger
1:3	32148-9	3	Nut-Clinch	14	104-8301	36	Nut-HF, NI
1:5	93-7818	2	Decal-Torque, Blade Bolt	15	9136144	2	Screw-HWHTF
1:6	100-5622	1	Decal-HOC	16	3290-355	1	Pin-Hair
1:7	104-3578	1	Decal-HOC, LH	17	3296-56	2	Nut-Lock, NI
1:8	105-0786	2	Pad-Plastic	18	104-0858	2	Bolt-Shoulder
1:9	3269-8	8	Rivet-Blind	19	9202424	1	Spacer
2	32120-72	2	Ring-Snap	20	3253-7	2	Washer-Lock
3	3-6498	4	Washer-Thrust	21	325-7	1	Screw-HH
4	132-9421	2	Pulley-Idler, Flat	22	108-1993	1	Screw-HSBH
5	100-3102	2	Washer-Flat	23	9114524	2	Bolt-TAP, HH
6	140-6227	2	Idler Arm ASM	24	32128-14	4	Nut-HF
6:1	256-76	2	Bushing	25	68-0090	2	Screw-Adjusting
6:2	302-5	1	Fitting-Grease	26	107938	2	Spring-Extension
7	139-1037	1	Double Driven Spindle ASM	27	32128-26	4	Nut-HF
8	108-8076	2	V-Belt, Deck	28	70-1160	2	Washer
9	139-1038	1	High Driven Spindle ASM	33	131-1239	1	Plate-Spindle, Front Left
10	3231-33	4	Screw-CARR	33:2	100-6578	1	Decal-Danger
11	131-1237	1	Plate-Spindle, Front Center	39	3231-22	12	Screw-CARR
11:2	100-6578	1	Decal-Danger				

Double Driven Spindle Assembly No. 139-1037

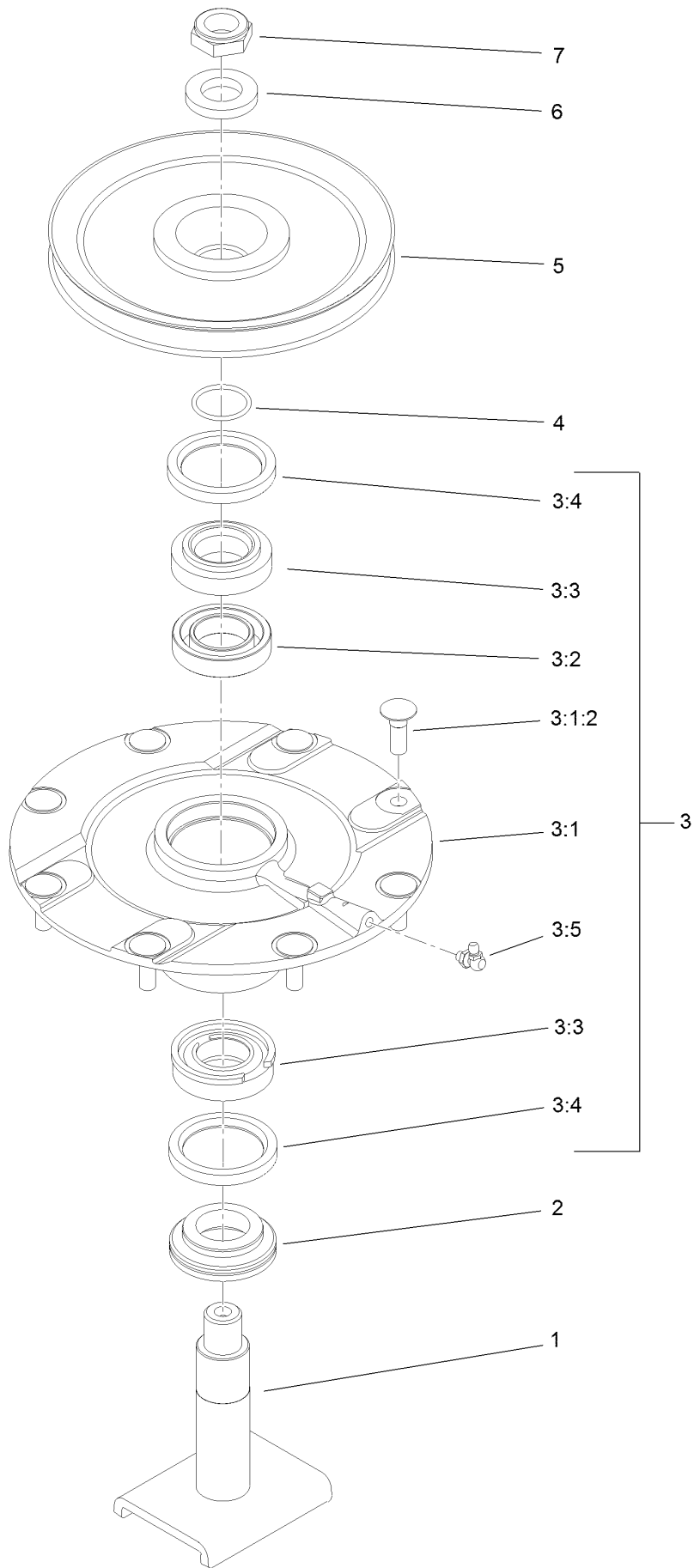


Double Driven Spindle Assembly No. 139-1037 (continued)

<i>Ref.</i>	<i>Part Number</i>	<i>Qty.</i>	<i>Description</i>	<i>Ref.</i>	<i>Part Number</i>	<i>Qty.</i>	<i>Description</i>
1	139-1044	1	Shaft-Spindle	3:4	253-154	2	Seal-Oil
2	138-6416	1	Spacer-Spindle, Shaft	3:5	302-60	1	Fitting-Grease
3	119-4775	1	Spindle Housing ASM	4	106-7159	1	O-Ring
3:1		1	Spindle ASM ●	5	104-3547	1	Pulley-Driven, Double
3:1:2	114-8195	8	Bolt-Neck, Ribbed	6	120-5576	1	Washer-Hardened
3:2	120-5577	1	Bearing Spacer Set	7	3296-60	1	Nut-Lock, NI
3:3	110-8297	1	Bearing ASM				

● Not serviced separately

High Driven Spindle Assembly No. 139-1038

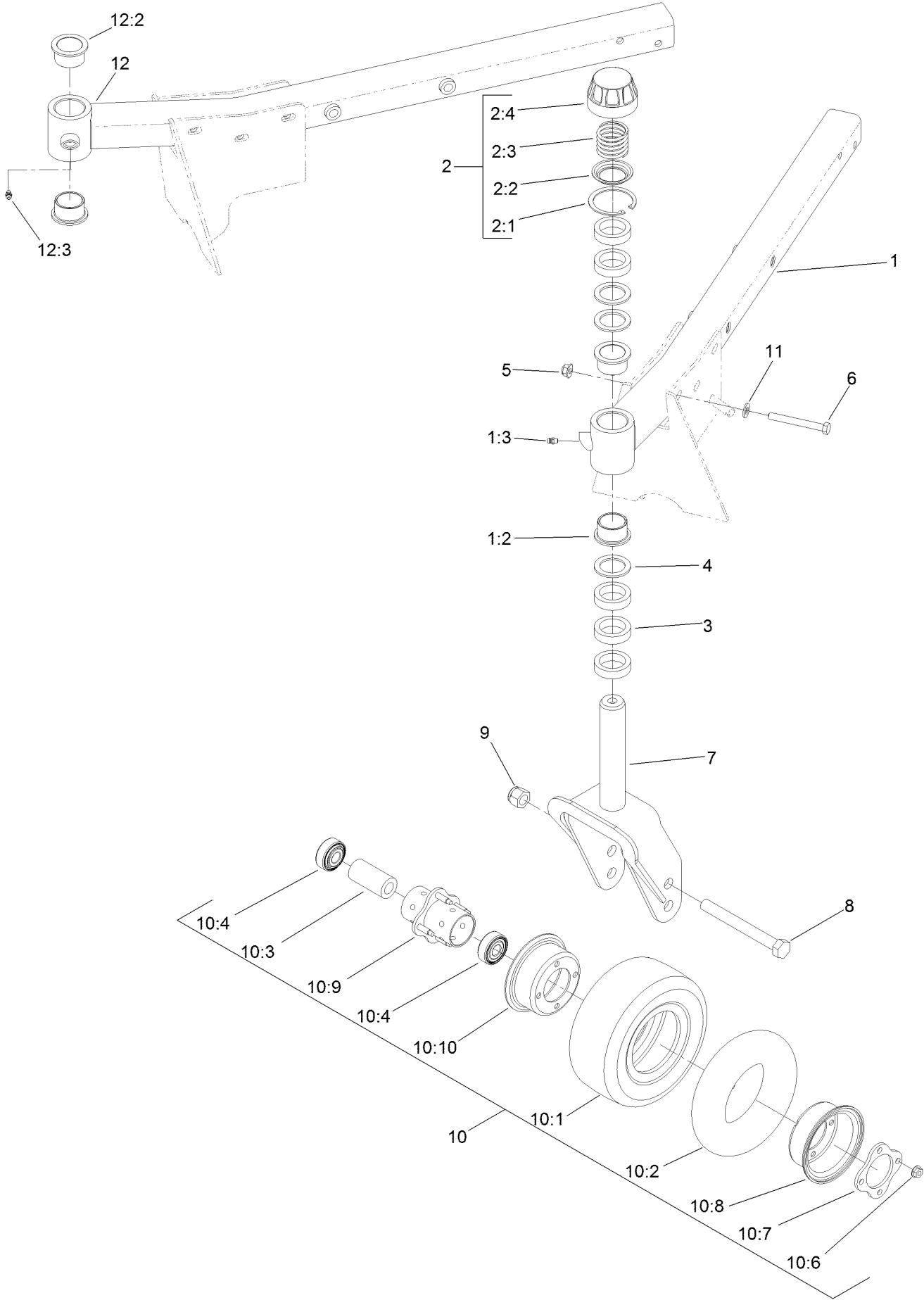


High Driven Spindle Assembly No. 139-1038 (continued)

<i>Ref.</i>	<i>Part Number</i>	<i>Qty.</i>	<i>Description</i>	<i>Ref.</i>	<i>Part Number</i>	<i>Qty.</i>	<i>Description</i>
1	139-1044	1	Shaft-Spindle	3:4	253-154	2	Seal-Oil
2	138-6416	1	Spacer-Spindle, Shaft	3:5	302-60	1	Fitting-Grease
3	119-4775	1	Spindle Housing ASM	4	106-7159	1	O-Ring
3:1		1	Spindle ASM ●	5	104-3548	1	Pulley-Driven, High
3:1:2	114-8195	8	Bolt-Neck, Ribbed	6	120-5576	1	Washer-Hardened
3:2	120-5577	1	Bearing Spacer Set	7	3296-60	1	Nut-Lock, NI
3:3	110-8297	1	Bearing ASM				

● Not serviced separately

Front Deck Caster Arm and Wheel Assembly



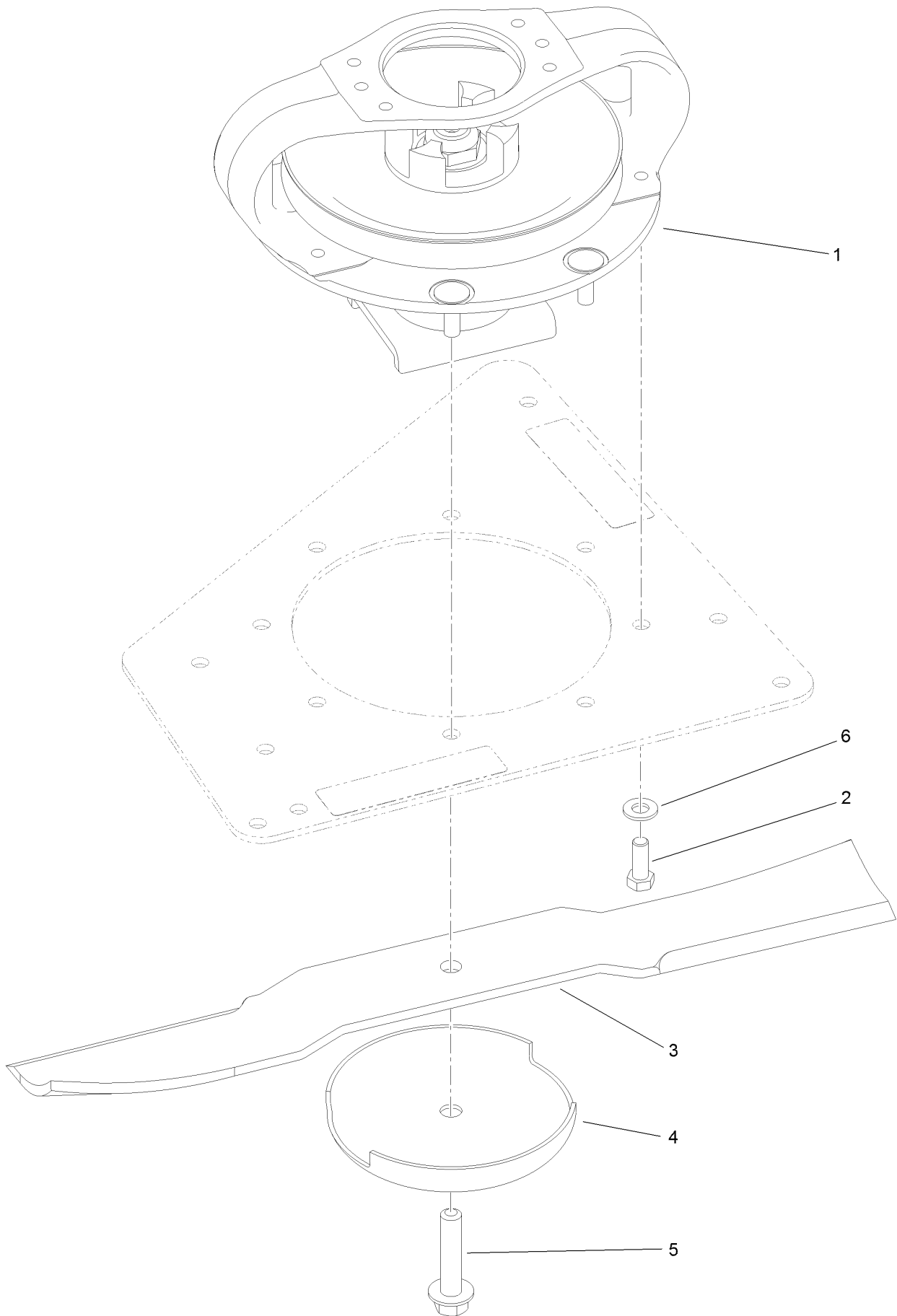
Front Deck Caster Arm and Wheel Assembly (continued)

<i>Ref.</i>	<i>Part Number</i>	<i>Qty.</i>	<i>Description</i>	<i>Ref.</i>	<i>Part Number</i>	<i>Qty.</i>	<i>Description</i>
1	139-7821	1	LH Caster Arm ASM	10	93-9938	2	Wheel ASM
1:2	69-6470	2	Bushing-Caster	10:1	93-9939	1	Tire
1:3	302-5	1	Fitting-Grease	10:2	68-8950	1	Tube-Inner (W/Valve)●
2	92-9727	2	HOC Cap ASM	10:3	93-4241	1	Spacer-Bearing, Inner
2:1	92-5581	1	Ring-Rtng, Snap, Int, Flat	10:4	120-3366	2	Bearing
2:2	92-5583	1	Washer-Cap	10:6	32128-16	4	Nut-HHF
2:3	92-9726	1	Spring-Compression	10:7	93-4242	1	Plate
2:4	92-8861	1	Cap-HOC	10:8	93-4239	1	Rim-Wheel, Half
3	69-1510	10	Spacer	10:9	93-5980	1	Hub
4	69-6860	6	Washer-Thrust	10:10	95-2741	1	Rim-Wheel, Half
5	104-8301	10	Nut-HF, NI	11	3256-24	10	Washer-Plain
6	323-20	10	Screw-HH	12	139-7831	1	RH Caster Arm ASM
7	130-2736-01	2	Fork-Caster	12:2	69-6470	2	Bushing-Caster
8	327-24	2	Screw-HH	12:3	302-5	1	Fitting-Grease
9	3296-53	2	Nut-Lock, NI				
10	93-5974	2	8 Inch Foam Filled Wheel ASM ■				

● Not illustrated

■ Optional Equipment

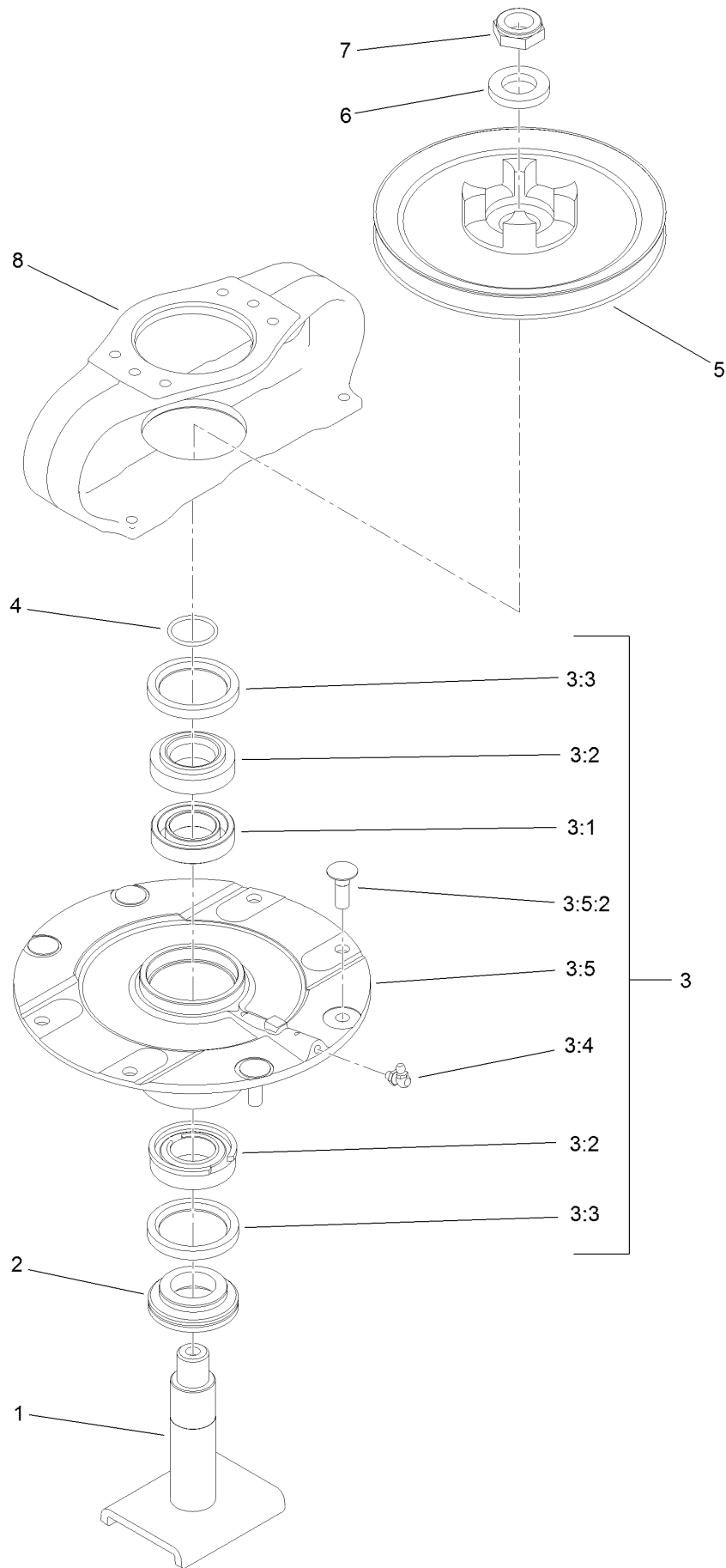
Front Deck Driving Spindle Assembly



Front Deck Driving Spindle Assembly (continued)

<i>Ref.</i>	<i>Part Number</i>	<i>Qty.</i>	<i>Description</i>	<i>Ref.</i>	<i>Part Number</i>	<i>Qty.</i>	<i>Description</i>
1	139-1035	1	Single Driven Spindle ASM	4	72-9361	3	Cup-Scalp, Anti
2	323-6	4	Screw-HH	5	92-5816	3	Bolt-Blade
3	92-5608-03	3	Blade	6	3256-24	4	Washer-Plain

Driving Spindle Assembly No. 139-1035

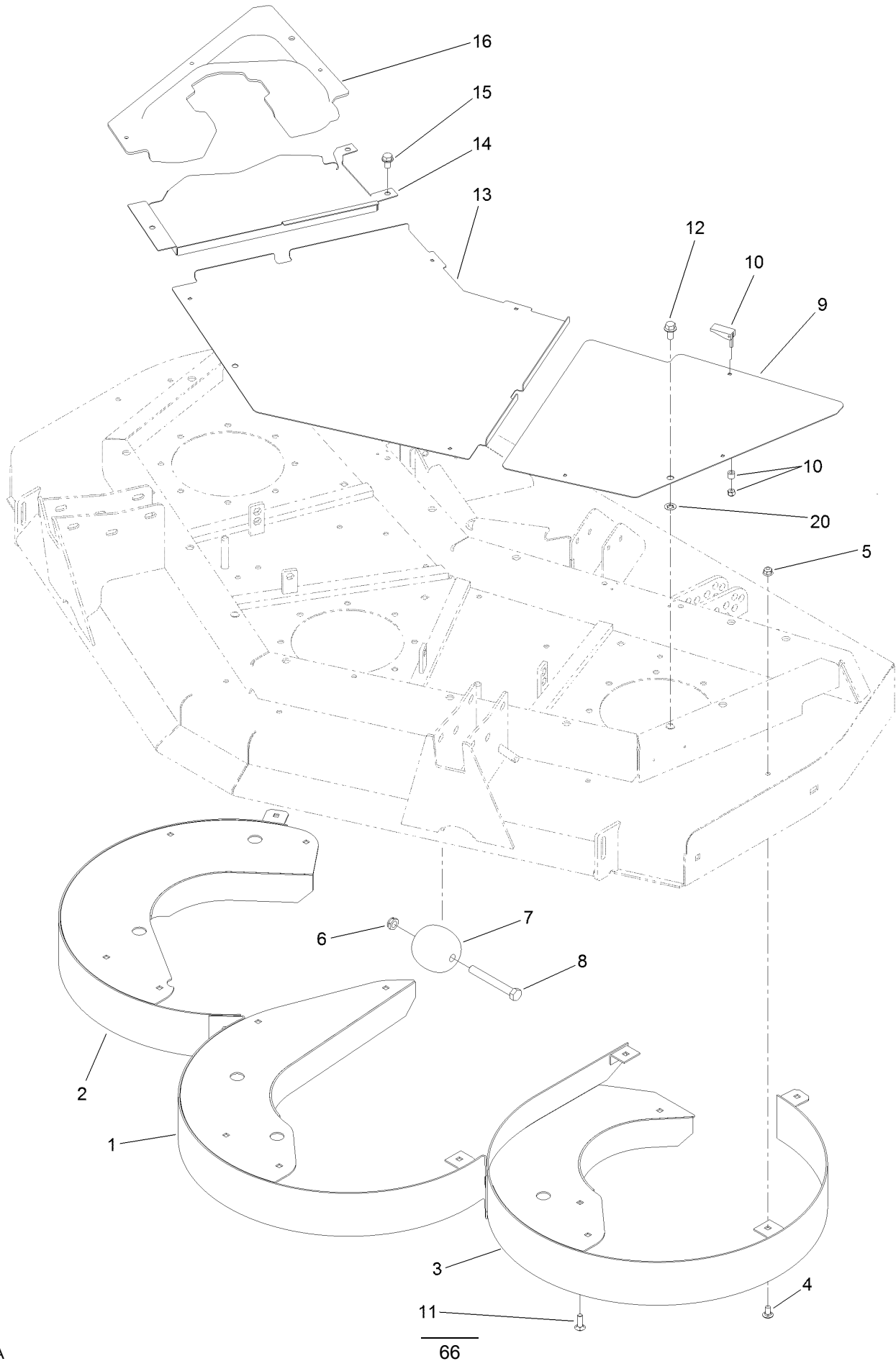


Driving Spindle Assembly No. 139-1035 (continued)

<i>Ref.</i>	<i>Part Number</i>	<i>Qty.</i>	<i>Description</i>	<i>Ref.</i>	<i>Part Number</i>	<i>Qty.</i>	<i>Description</i>
1	139-1044	1	Shaft-Spindle	3:5		1	Spindle ASM ●
2	138-6416	1	Spacer-Spindle, Shaft	3:5:2	114-8195	4	Bolt-Neck, Ribbed
3	119-4546	1	Spindle Housing ASM	4	106-7159	1	O-Ring
3:1	120-5577	1	Bearing Spacer Set	5	104-3545	1	Pulley-Driving
3:2	110-8297	1	Bearing ASM	6	120-5576	1	Washer-Hardened
3:3	253-154	2	Seal-Oil	7	3296-60	1	Nut-Lock, NI
3:4	302-60	1	Fitting-Grease	8	104-3544	1	Mount-Motor, Drive

● Not serviced separately

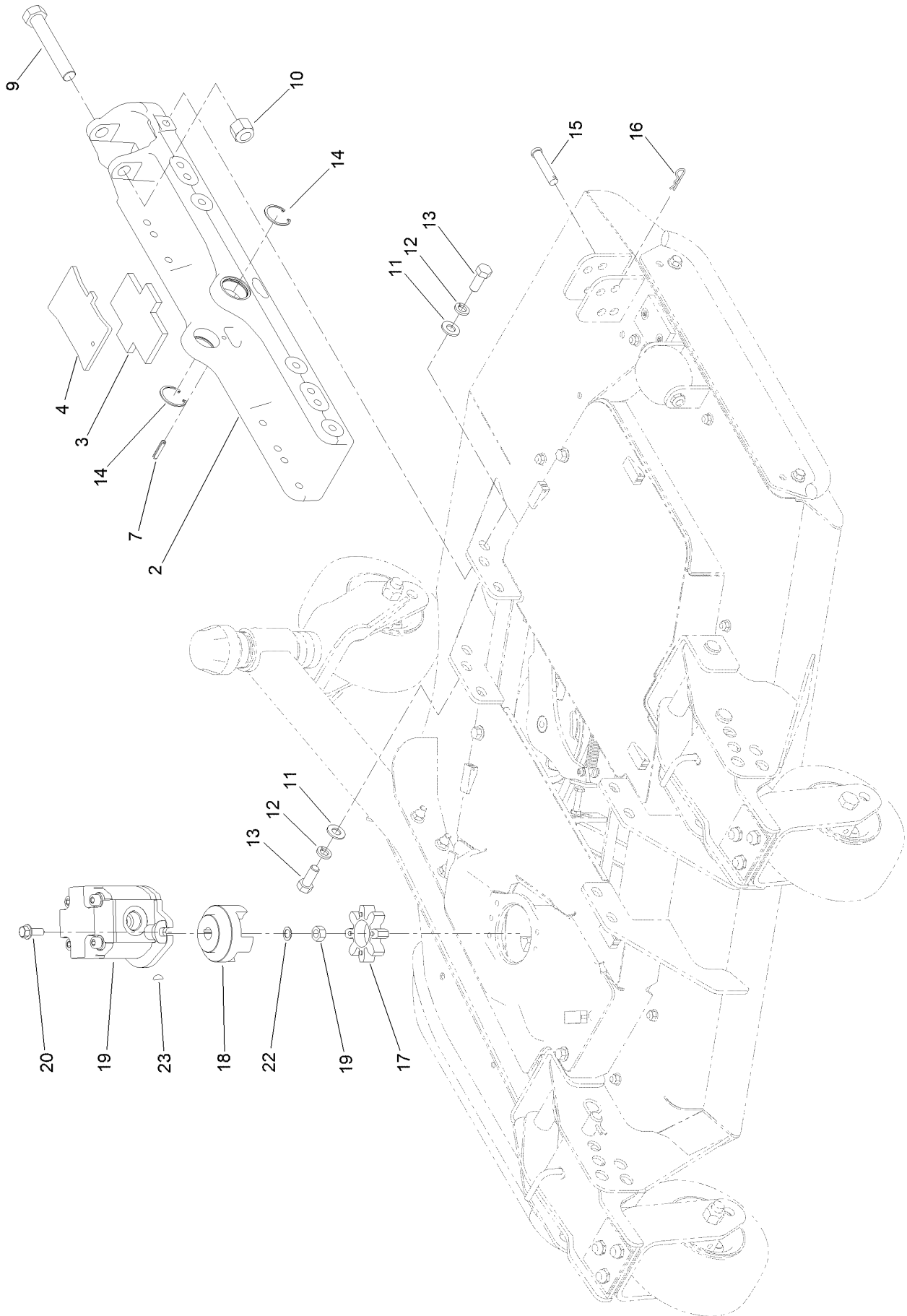
Front Deck Cutting Chamber, Cover and Roller Assembly



Front Deck Cutting Chamber, Cover and Roller Assembly (continued)

<i>Ref.</i>	<i>Part Number</i>	<i>Qty.</i>	<i>Description</i>	<i>Ref.</i>	<i>Part Number</i>	<i>Qty.</i>	<i>Description</i>
1	130-2650-0P	1	Chamber-Center	10	74-5950	10	Latch-Swell
2	130-2674-0P	1	Chamber-RH	11	3230-22	3	Screw-CARR
3	130-2675-0P	1	Chamber-LH	12	3234-1	3	Screw-HHF
4	3230-18	15	Screw-CARR	13	100-5660-03	1	Cover-Front, Center
5	104-8300	18	Nut-HF, NI	14	100-5662-03	1	Cover-Front, RH
6	3296-45	2	Nut-Hex	15	32144-69	3	Screw-HWHTF
7	29-4820	2	Roller	16	100-5661	1	Cover-Front, Center
8	325-17	2	Screw-HH	20	107-3154	3	Nut-Push
9	100-5663-03	1	Cover-Front, LH				

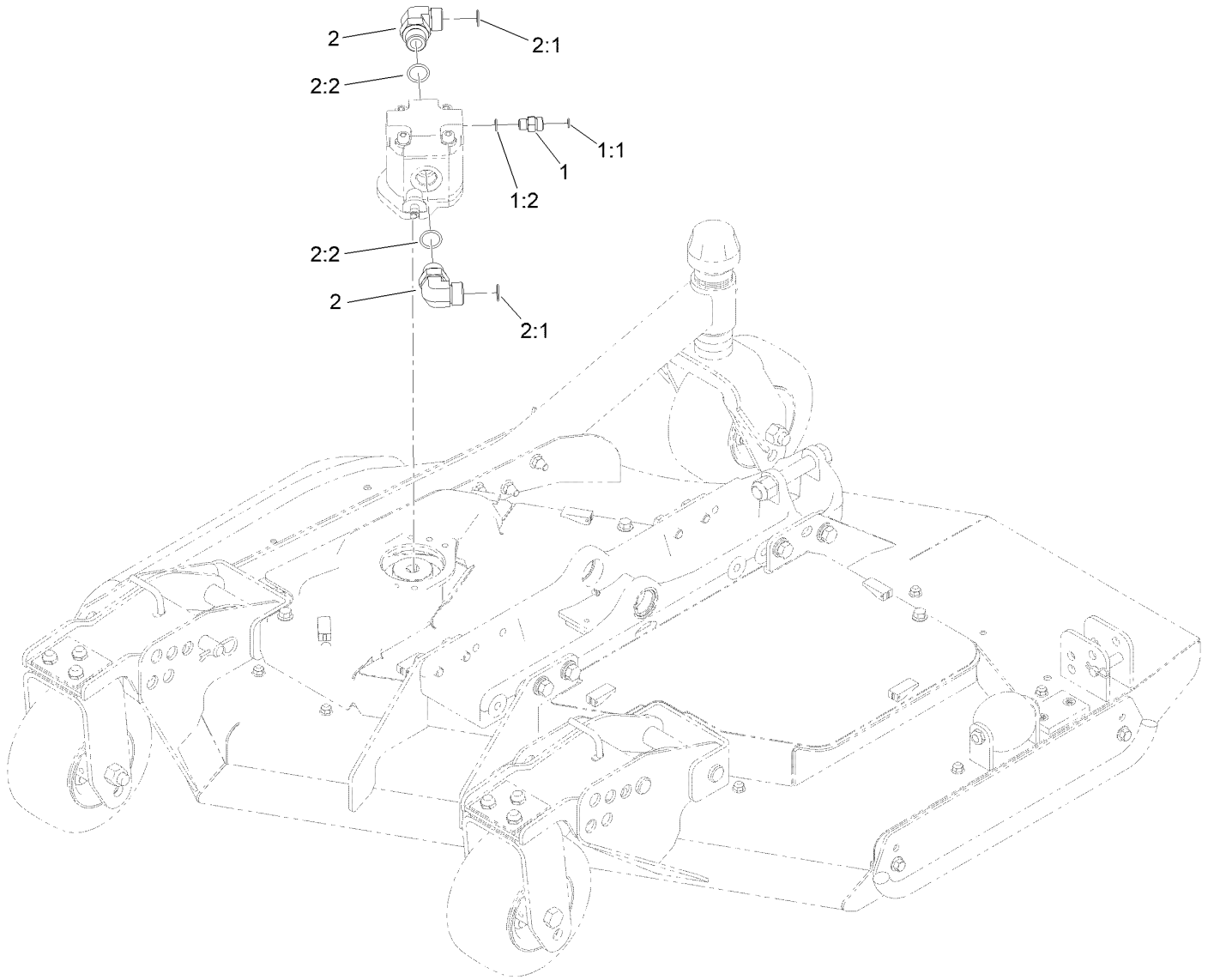
Right Deck Mount Assembly



Right Deck Mount Assembly (continued)

<i>Ref.</i>	<i>Part Number</i>	<i>Qty.</i>	<i>Description</i>	<i>Ref.</i>	<i>Part Number</i>	<i>Qty.</i>	<i>Description</i>
2	136-0033-03	1	Mount-Deck	14	145-8397	2	Ring-Retaining, Int
3	104-8348	1	Plate-Rubber	15	92-2739	1	Pin-Clevis
4	136-0041-03	1	Plate	16	3290-467	1	Pin-Hair
7	32121-69	1	Pin-Roll	17	104-3542	1	Spider
9	328-8	1	Screw-HH	18	104-3541	1	Hub-Spider
10	3296-51	1	Nut-Lock, NI	19	127-3694	1	HYD Motor ASM
11	3256-26	8	Washer-Flat	20	3234-42	2	Screw-HHF
12	3253-7	8	Washer-Lock	22	112-6957	1	Washer-Hardened
13	325-5	8	Screw-HH	23	3257-3	1	Key-Woodruff

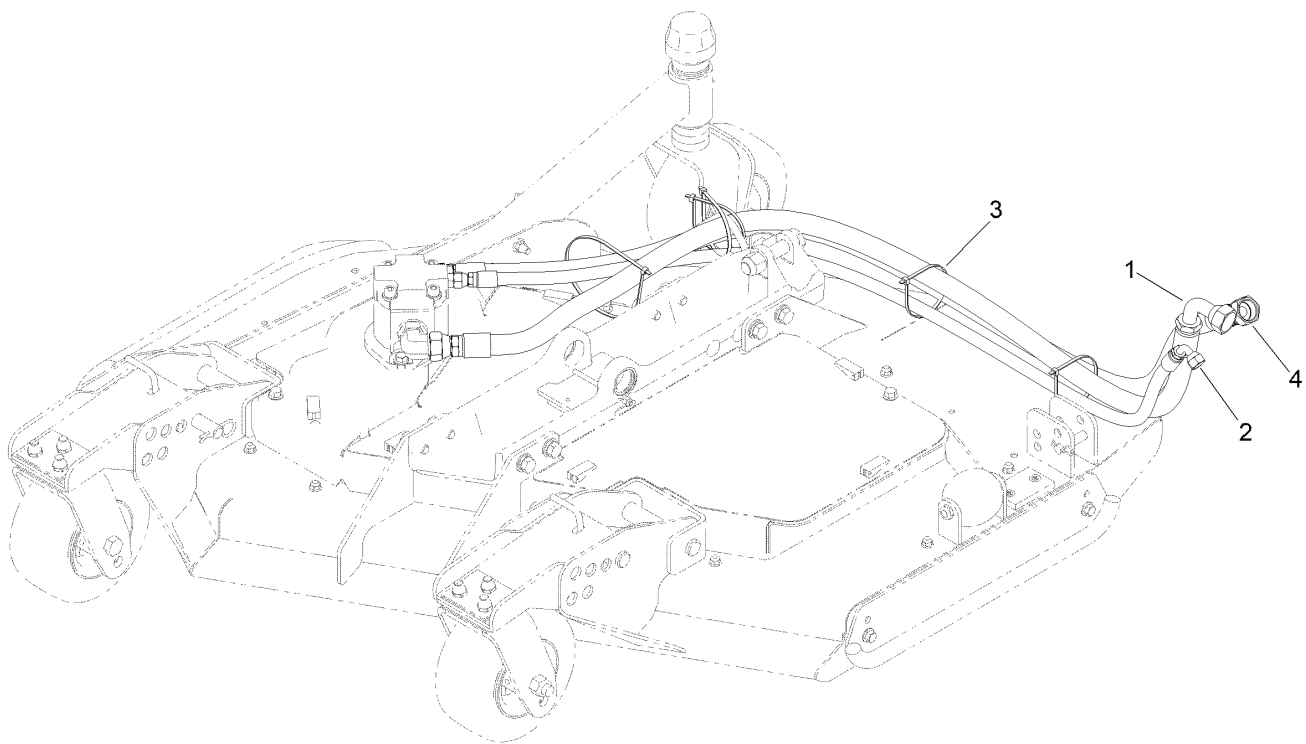
Right Deck Hydraulic Fitting Assembly



Right Deck Hydraulic Fitting Assembly (continued)

<i>Ref.</i>	<i>Part Number</i>	<i>Qty.</i>	<i>Description</i>	<i>Ref.</i>	<i>Part Number</i>	<i>Qty.</i>	<i>Description</i>
1	340-2	1	Fitting-Straight	2	340-142	2	Fitting-Elbow, 90 DEG
1:1	237-22	1	O-Ring	2:1	237-58	1	O-Ring
1:2	237-42	1	O-Ring	2:2	237-81	1	O-Ring

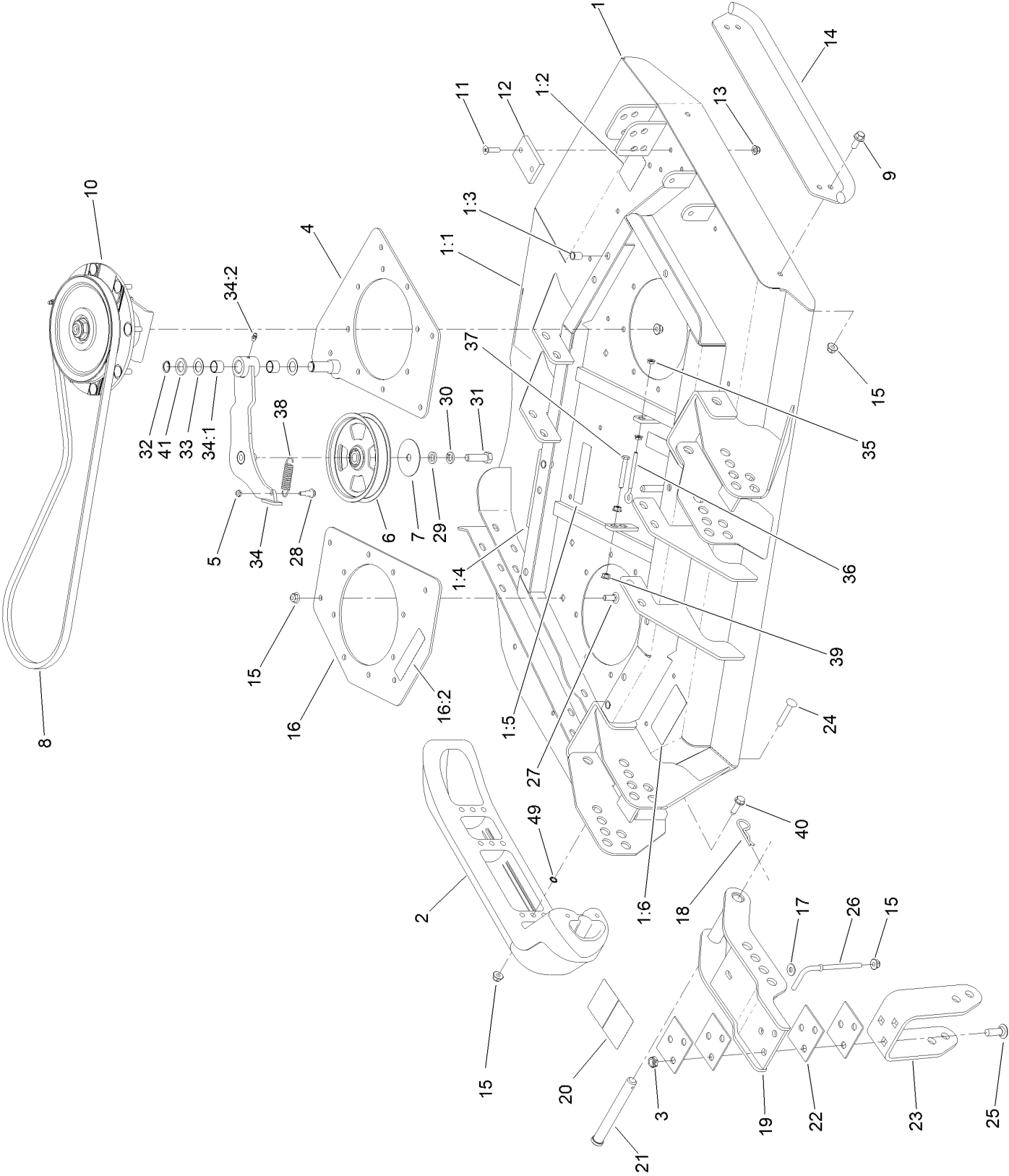
Right Deck Hose Assembly



Right Deck Hose Assembly (continued)

<i>Ref.</i>	<i>Part Number</i>	<i>Qty.</i>	<i>Description</i>	<i>Ref.</i>	<i>Part Number</i>	<i>Qty.</i>	<i>Description</i>
1	120-8959	1	Hose-HYD	3	3290-379	4	Tie-Cable
2	104-2265	1	Hose-HYD	4	132-6116	1	Hose-HYD

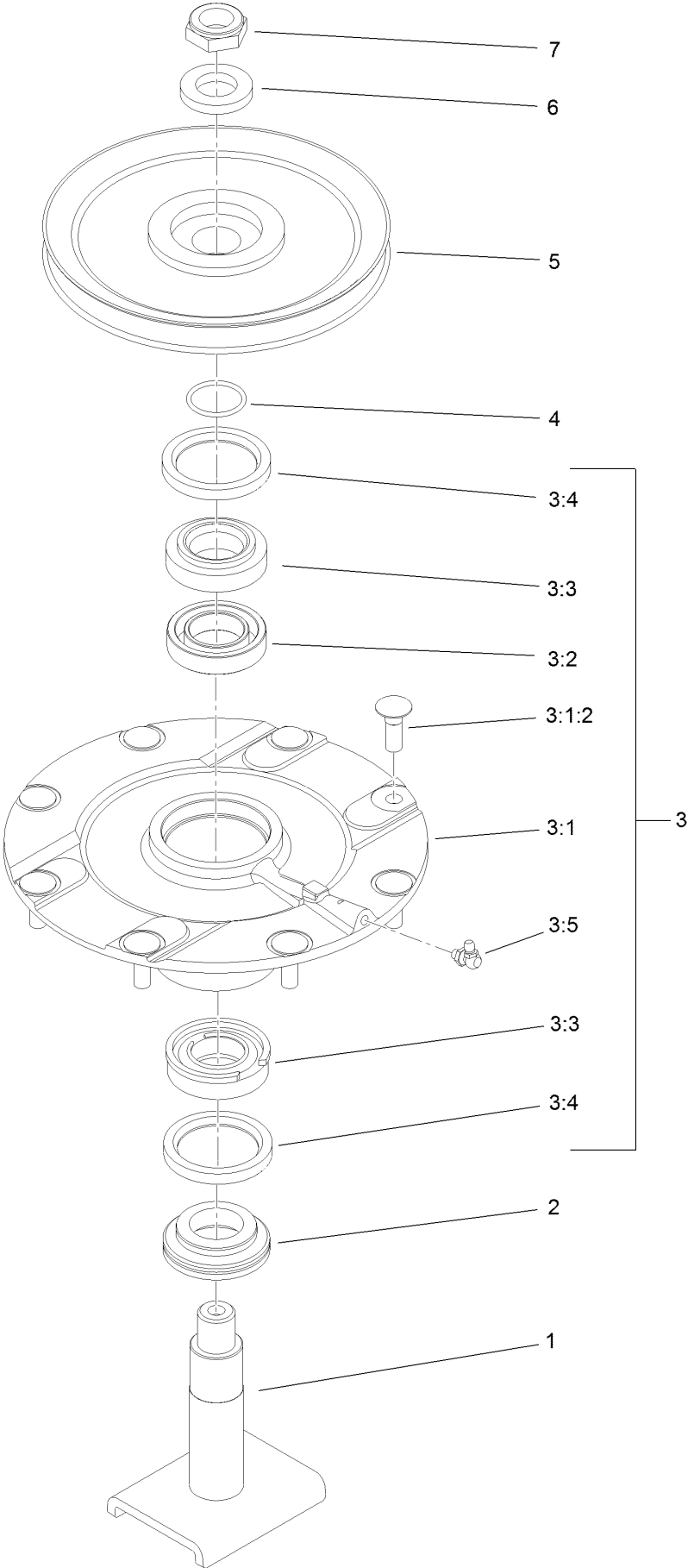
Right Deck, Idler and Skid Assembly



Right Deck, Idler and Skid Assembly (continued)

<i>Ref.</i>	<i>Part Number</i>	<i>Qty.</i>	<i>Description</i>	<i>Ref.</i>	<i>Part Number</i>	<i>Qty.</i>	<i>Description</i>
1	131-1235	1	Right Deck ASM	20	100-5623	1	Decal-HOC
1:1	120-6604	1	Decal-Danger	21	120-5587	4	Pin-Clevis
1:2	100-5694	1	Decal-Rear HOC, RH	22	104-7524	8	Shim
1:3	32148-9	3	Nut-Clinch	23	132-6157-01	2	Bracket-Fork
1:4	100-5622	1	Decal-HOC	24	3231-33	2	Screw-CARR
1:5	100-6578	2	Decal-Danger	25	3233-2	6	Screw-CARR
1:6	93-7818	1	Decal-Torque, Blade Bolt	26	106-2047	2	Rod-Tension
2	112-1479	1	Skid-Bumper, Deck	27	3231-22	8	Screw-CARR
3	3296-45	6	Nut-Hex	28	104-0858	1	Bolt-Shoulder
4	131-1231-01	1	Plate-Stiffener	29	9202424	1	Spacer
5	3296-56	1	Nut-Lock, NI	30	3253-7	1	Washer-Lock
6	132-9421	1	Pulley-Idler, Flat	31	325-7	1	Screw-HH
7	100-3102	1	Washer-Flat	32	32120-72	1	Ring-Snap
8	108-8076	1	V-Belt, Deck	33	3-6498	2	Washer-Thrust
9	3234-42	2	Screw-HHF	34	140-6227	1	Idler Arm ASM
10	139-1039	1	Low Driven Spindle ASM	34:1	256-76	2	Bushing
11	32108-103	2	Screw-FH	34:2	302-5	1	Fitting-Grease
12	69-9290	1	Pad-Bumper	35	32128-14	2	Nut-HF
13	104-8300	2	Nut-HF, NI	36	68-0090	1	Screw-Adjusting
14	104-2250-01	1	Skid-Side	37	9114524	1	Bolt-TAP, HH
15	104-8301	26	Nut-HF, NI	38	107938	1	Spring-Extension
16	131-1243	1	Plate-Spindle	39	32128-26	2	Nut-HF
16:2	100-6578	1	Decal-Danger	40	9136144	1	Screw-HWHTF
17	3256-3	2	Washer-Flat	41	70-1160	1	Washer
18	3290-343	4	Pin-Hair	49	32151-72	2	Ring-Retaining
19	132-6150-01	2	Bracket-Caster				

Low Driven Spindle Assembly No. 139-1039

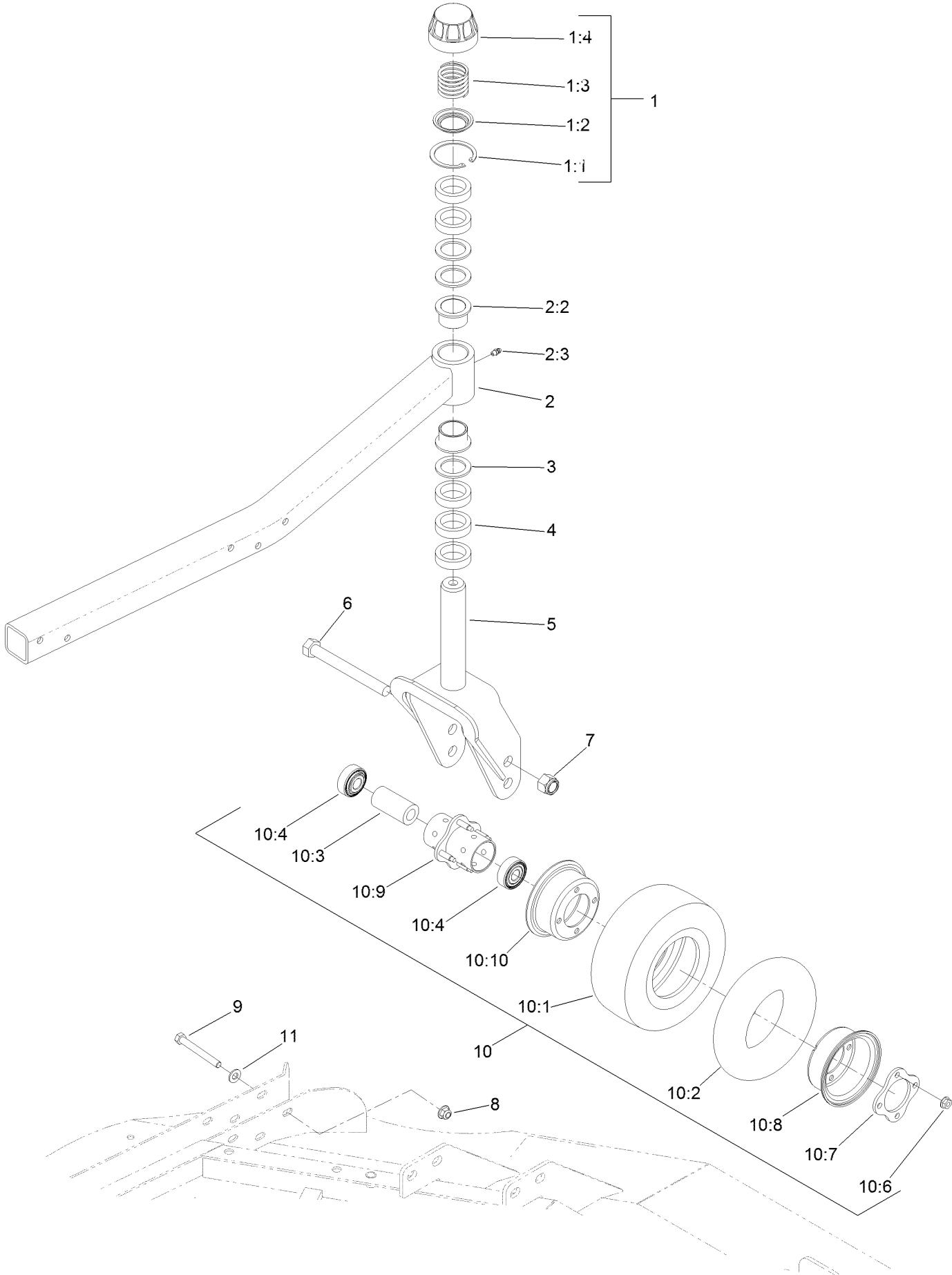


Low Driven Spindle Assembly No. 139-1039 (continued)

<i>Ref.</i>	<i>Part Number</i>	<i>Qty.</i>	<i>Description</i>	<i>Ref.</i>	<i>Part Number</i>	<i>Qty.</i>	<i>Description</i>
1	139-1044	1	Shaft-Spindle	3:4	253-154	2	Seal-Oil
2	138-6416	1	Spacer-Spindle, Shaft	3:5	302-60	1	Fitting-Grease
3	119-4775	1	Spindle Housing ASM	4	106-7159	1	O-Ring
3:1		1	Spindle ASM ●	5	104-3546	1	Pulley-Driven, Low
3:1:2	114-8195	8	Bolt-Neck, Ribbed	6	120-5576	1	Washer-Hardened
3:2	120-5577	1	Bearing Spacer Set	7	3296-60	1	Nut-Lock, NI
3:3	110-8297	1	Bearing ASM				

● Not serviced separately

Right Hand and Left Hand Castor Arm and Wheel Assembly



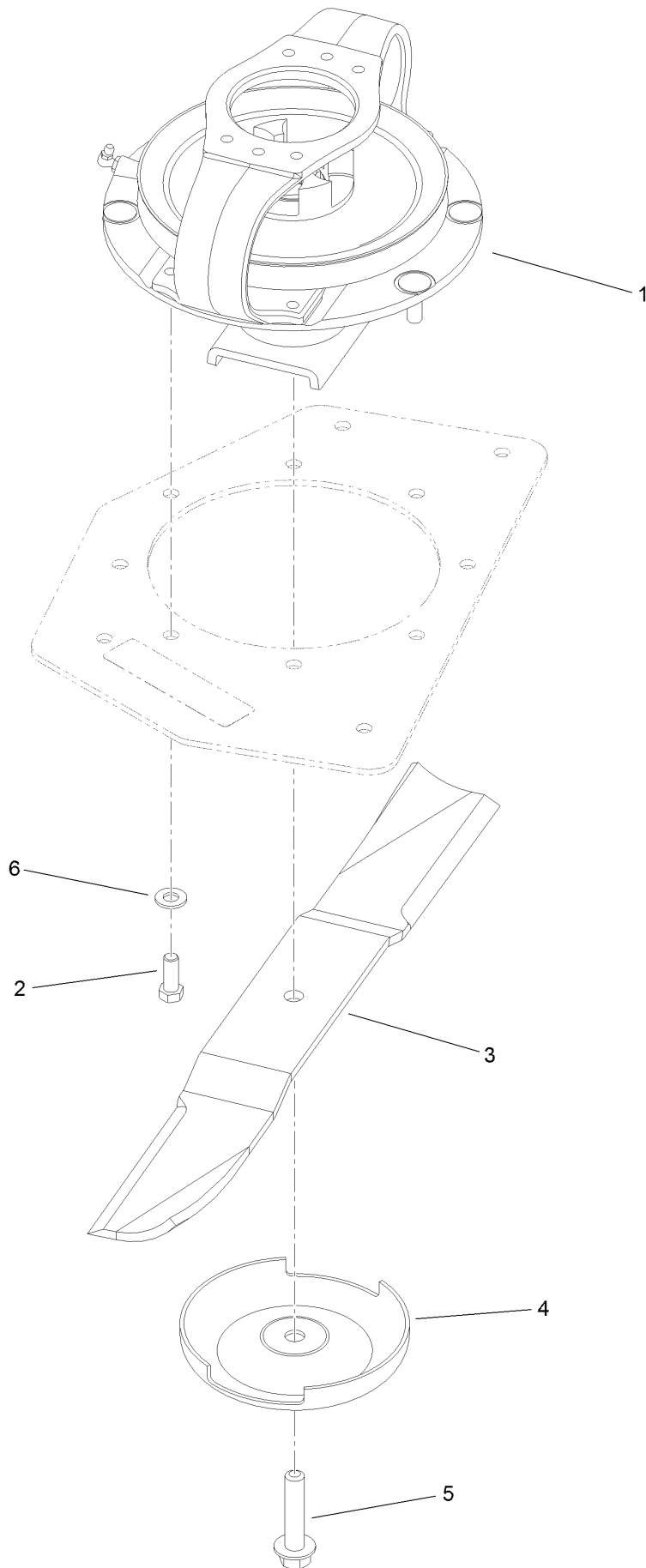
Right Hand and Left Hand Castor Arm and Wheel Assembly (continued)

<i>Ref.</i>	<i>Part Number</i>	<i>Qty.</i>	<i>Description</i>	<i>Ref.</i>	<i>Part Number</i>	<i>Qty.</i>	<i>Description</i>
1	92-9727	1	HOC Cap ASM	9	323-20	5	Screw-HH
1:1	92-5581	1	Ring-Rtng, Snap, Int, Flat	10	93-5974	3	8 Inch Foam Filled Wheel ASM ■
1:2	92-5583	1	Washer-Cap				
1:3	92-9726	1	Spring-Compression	10	93-9938	3	Wheel ASM
1:4	92-8861	1	Cap-HOC	10:1	93-9939	1	Tire
2	132-6167	1	Caster Arm ASM	10:2	68-8950	1	Tube-Inner (W/Valve) ●
2:2	69-6470	2	Bushing-Caster	10:3	93-4241	1	Spacer-Bearing, Inner
2:3	302-5	1	Fitting-Grease	10:4	120-3366	2	Bearing
3	69-6860	3	Washer-Thrust	10:6	32128-16	4	Nut-HHF
4	69-1510	5	Spacer	10:7	93-4242	1	Plate
5	130-2736-01	1	Fork-Caster	10:8	93-4239	1	Rim-Wheel, Half
6	327-24	3	Screw-HH	10:9	93-5980	1	Hub
7	3296-53	3	Nut-Lock, NI	10:10	95-2741	1	Rim-Wheel, Half
8	104-8301	5	Nut-HF, NI	11	3256-24	5	Washer-Plain

● Not illustrated

■ Optional Equipment

LH and RH Deck Driving Spindle Assembly

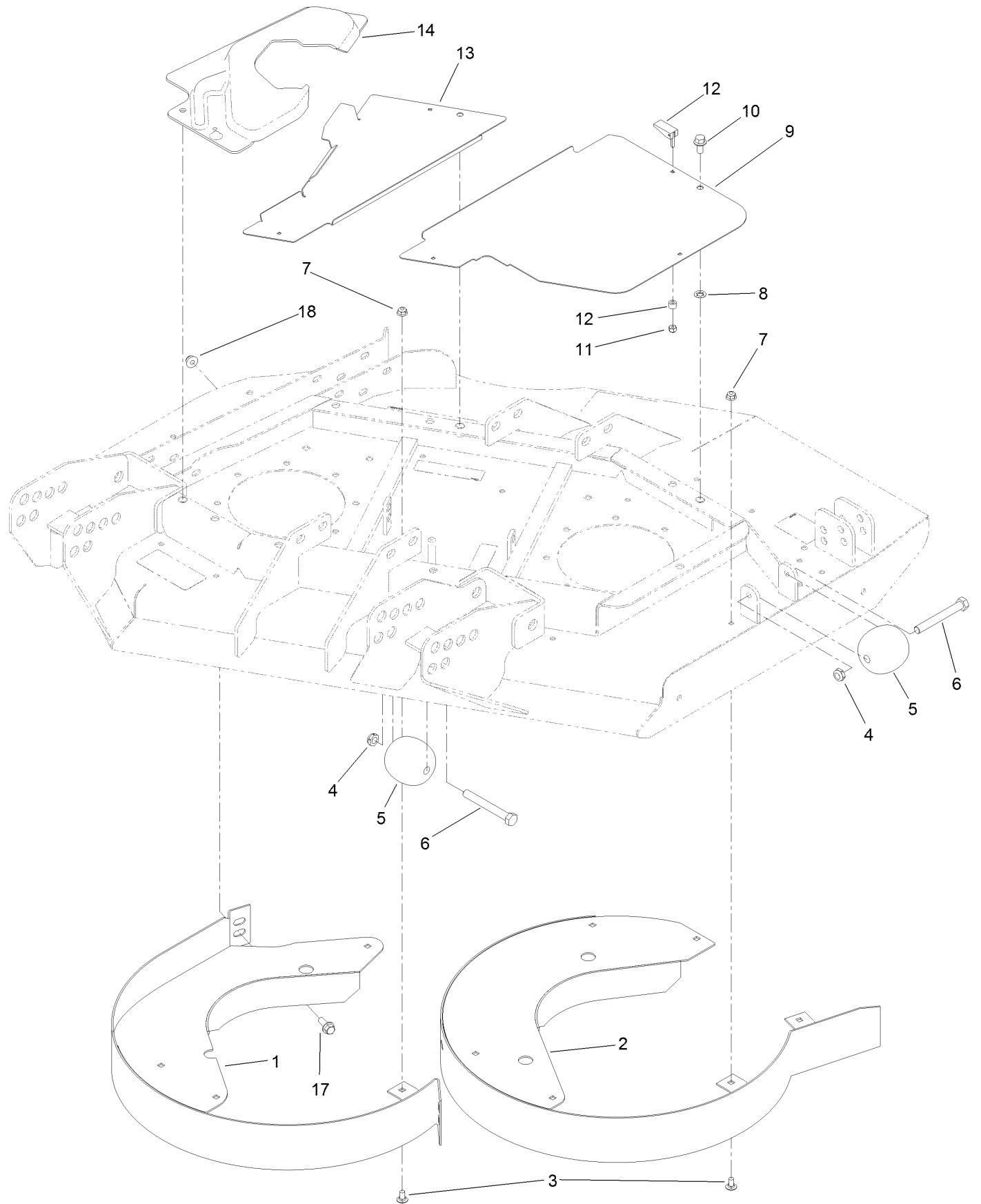


LH and RH Deck Driving Spindle Assembly (continued)

<i>Ref.</i>	<i>Part Number</i>	<i>Qty.</i>	<i>Description</i>
1	139-1035	1	Single Driven Spindle ASM
2	323-6	4	Screw-HH
3	92-5608-03	2	Blade

<i>Ref.</i>	<i>Part Number</i>	<i>Qty.</i>	<i>Description</i>
4	72-9361	2	Cup-Scalp, Anti
5	92-5816	2	Bolt-Blade
6	3256-24	4	Washer-Plain

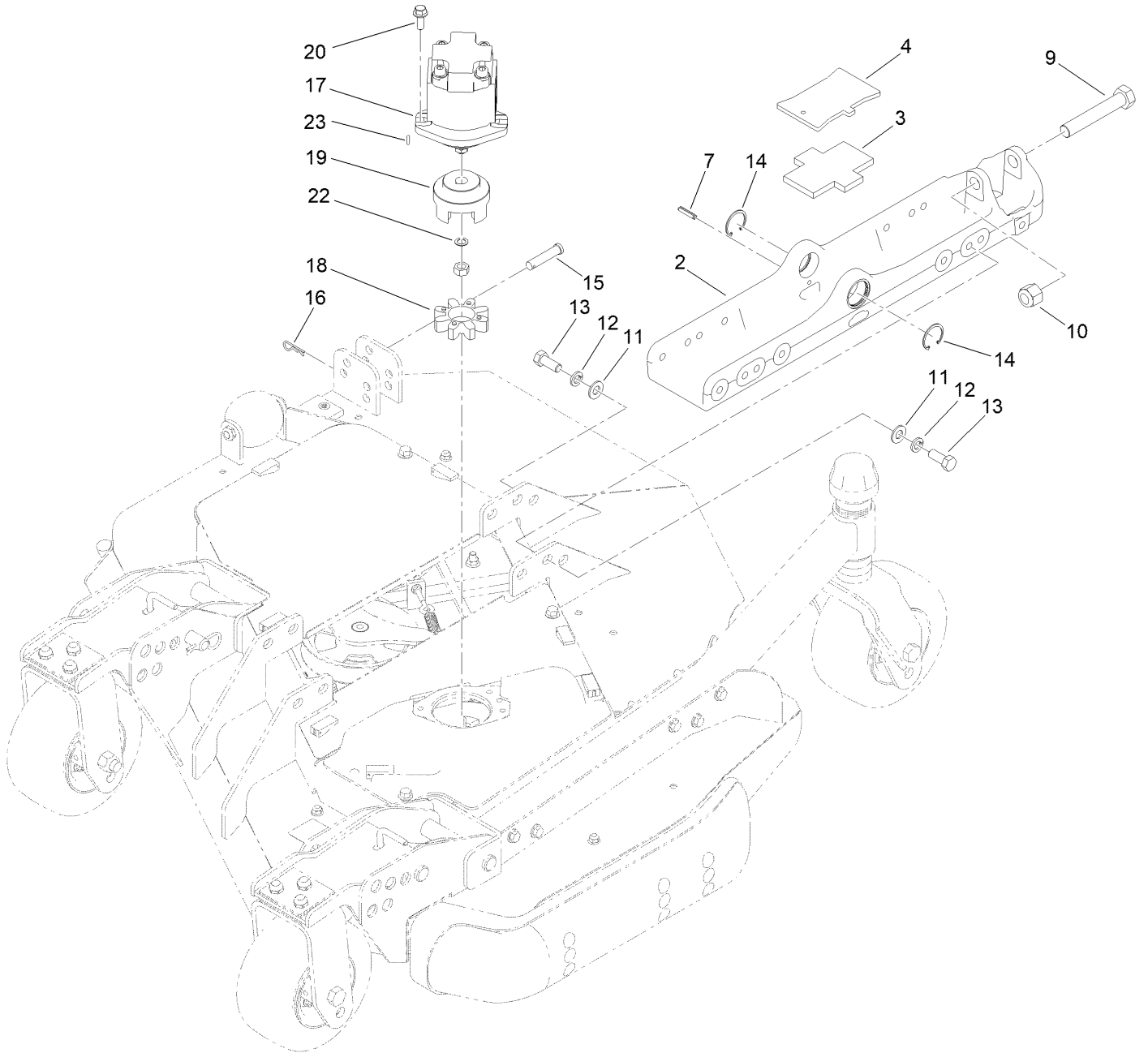
Right Deck Discharge Chamber and Cover Assembly



Right Deck Discharge Chamber and Cover Assembly (continued)

<i>Ref.</i>	<i>Part Number</i>	<i>Qty.</i>	<i>Description</i>	<i>Ref.</i>	<i>Part Number</i>	<i>Qty.</i>	<i>Description</i>
1	130-2680-0P	1	Chamber-Outer	9	100-5668-03	1	Plate-Cover, RH Side
2	130-2681-0P	1	Chamber-Inner	10	3234-1	3	Screw-HHF
3	3230-18	11	Screw-CARR	11	1-804254	7	Nut-Lock, HH
4	3296-45	2	Nut-Hex	12	74-5950	7	Latch-Swell
5	29-4820	2	Roller	13	100-5665-03	1	Plate-Cover, RH
6	325-17	2	Screw-HH	14	100-5666	1	Cover-Motor, RH Deck
7	104-8300	11	Nut-HF, NI	17	3234-42	1	Screw-HHF
8	107-3154	3	Nut-Push	18	104-8301	1	Nut-HF, NI

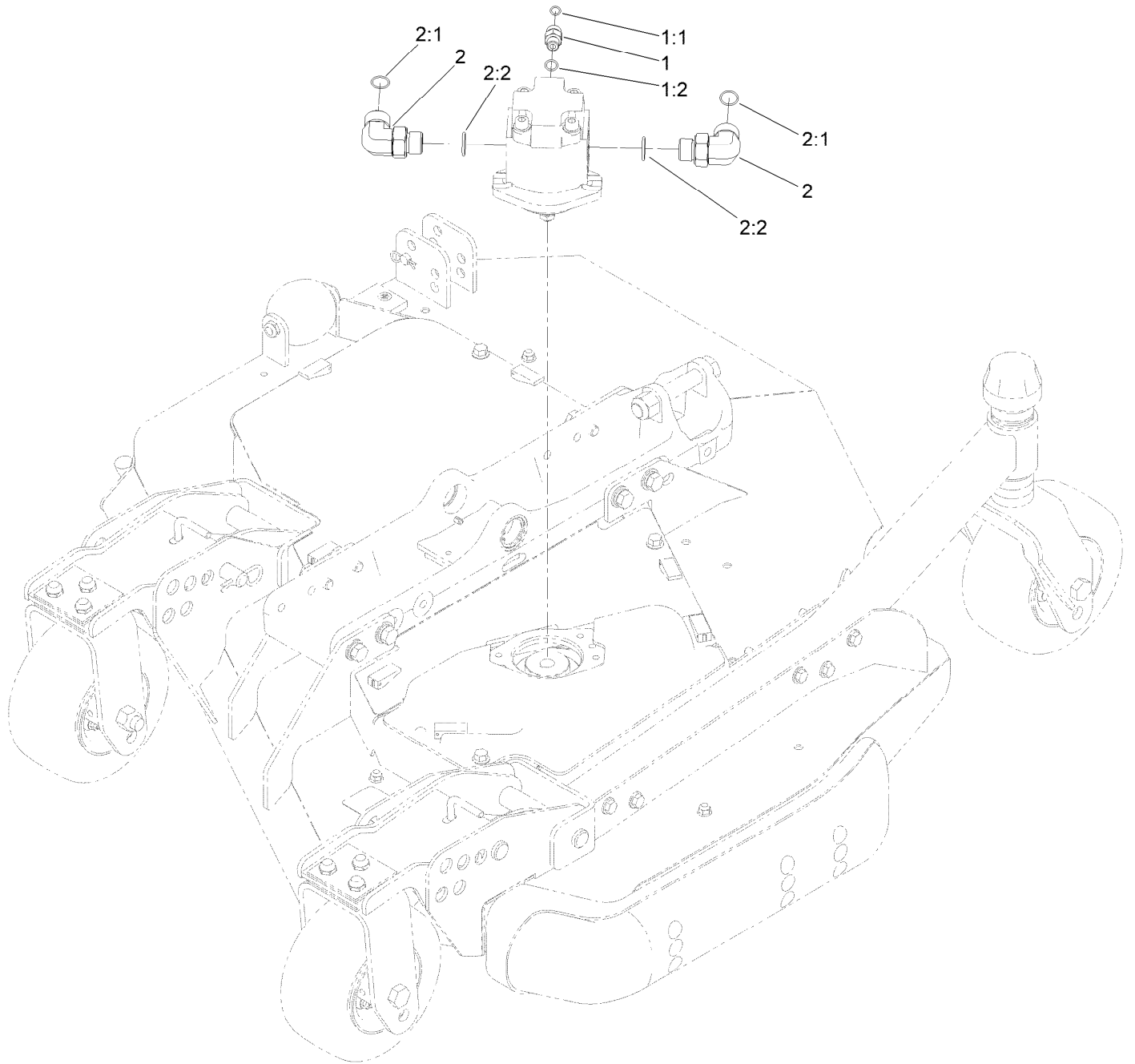
Left Deck Mount Assembly



Left Deck Mount Assembly (continued)

<i>Ref.</i>	<i>Part Number</i>	<i>Qty.</i>	<i>Description</i>	<i>Ref.</i>	<i>Part Number</i>	<i>Qty.</i>	<i>Description</i>
2	136-0033-03	1	Mount-Deck	14	145-8397	2	Ring-Retaining, Int
3	104-8348	1	Plate-Rubber	15	92-2739	1	Pin-Clevis
4	136-0041-03	1	Plate	16	3290-467	1	Pin-Hair
7	32121-69	1	Pin-Roll	17	127-3694	1	HYD Motor ASM
9	328-8	1	Screw-HH	18	104-3542	1	Spider
10	3296-51	1	Nut-Lock, NI	19	104-3541	1	Hub-Spider
11	3256-26	8	Washer-Flat	20	3234-42	2	Screw-HHF
12	3253-7	8	Washer-Lock	22	112-6957	1	Washer-Hardened
13	325-5	8	Screw-HH	23	3257-3	1	Key-Woodruff

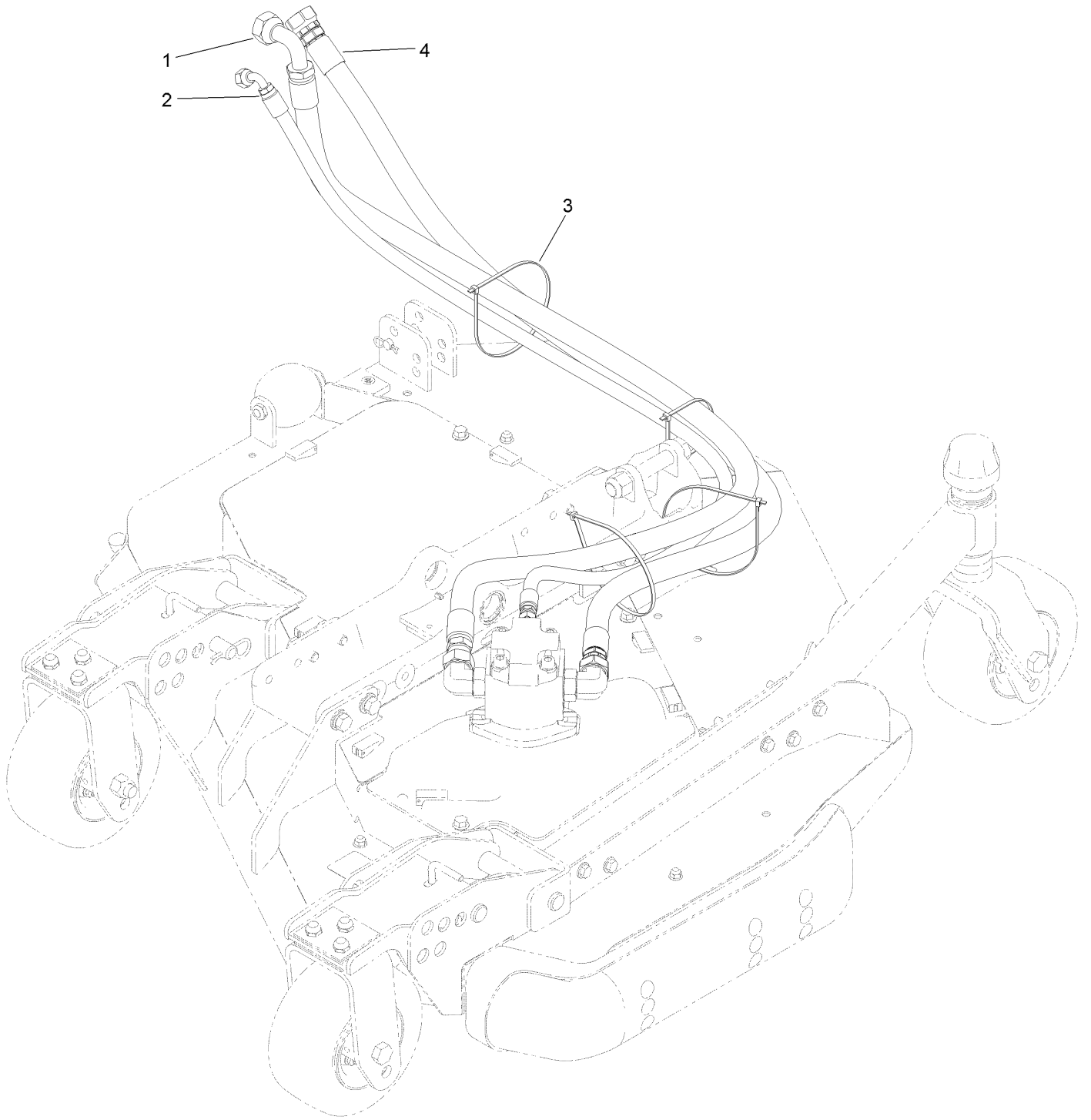
Left Deck Hydraulic Fitting Assembly



Left Deck Hydraulic Fitting Assembly (continued)

<i>Ref.</i>	<i>Part Number</i>	<i>Qty.</i>	<i>Description</i>	<i>Ref.</i>	<i>Part Number</i>	<i>Qty.</i>	<i>Description</i>
1	340-2	1	Fitting-Straight	2	340-142	2	Fitting-Elbow, 90 DEG
1:1	237-22	1	O-Ring	2:1	237-58	1	O-Ring
1:2	237-42	1	O-Ring	2:2	237-81	1	O-Ring

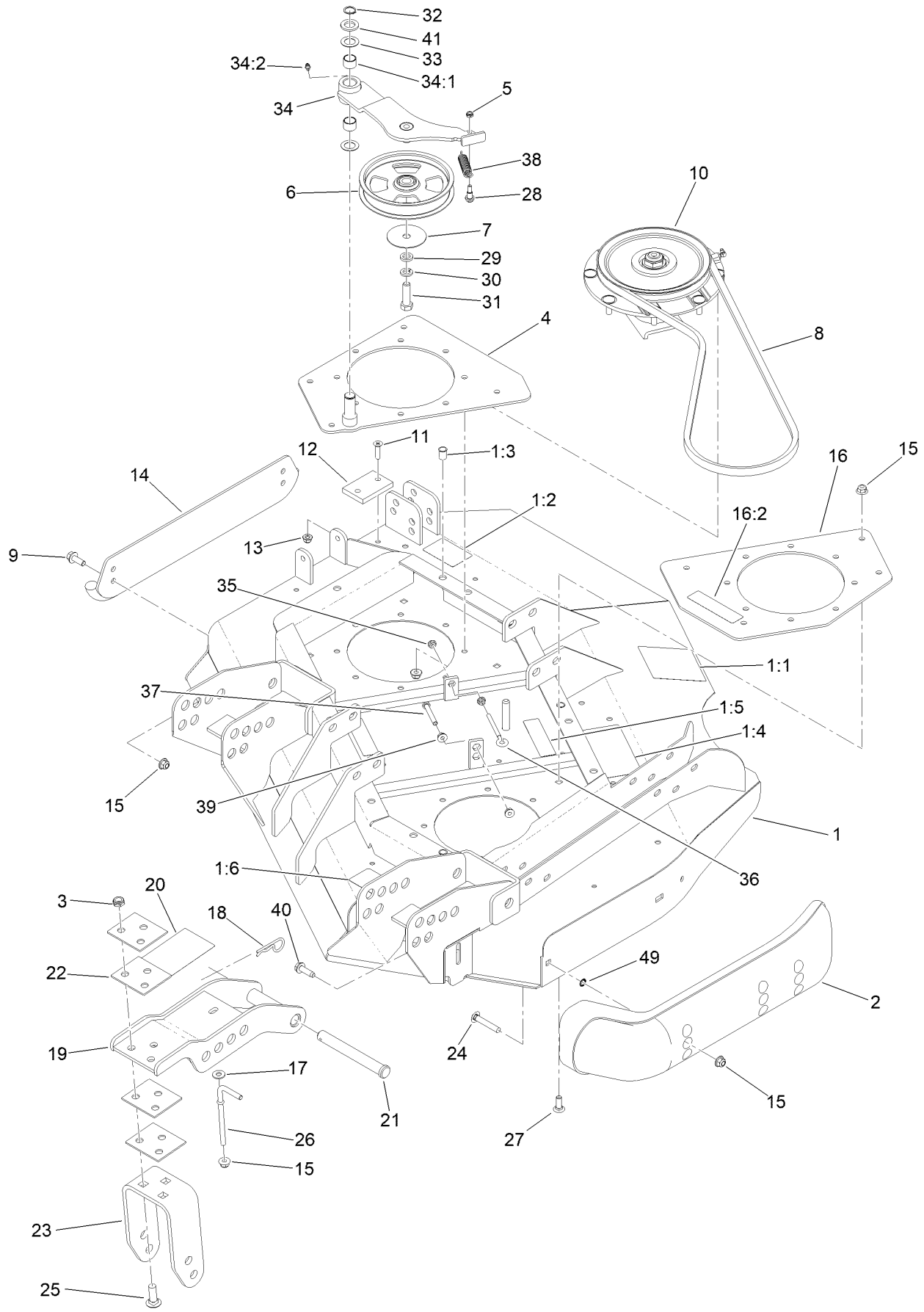
Left Deck Hose Assembly



Left Deck Hose Assembly (continued)

<i>Ref.</i>	<i>Part Number</i>	<i>Qty.</i>	<i>Description</i>	<i>Ref.</i>	<i>Part Number</i>	<i>Qty.</i>	<i>Description</i>
1	120-8959	1	Hose-HYD	3	3290-379	4	Tie-Cable
2	104-2265	1	Hose-HYD	4	132-6116	1	Hose-HYD

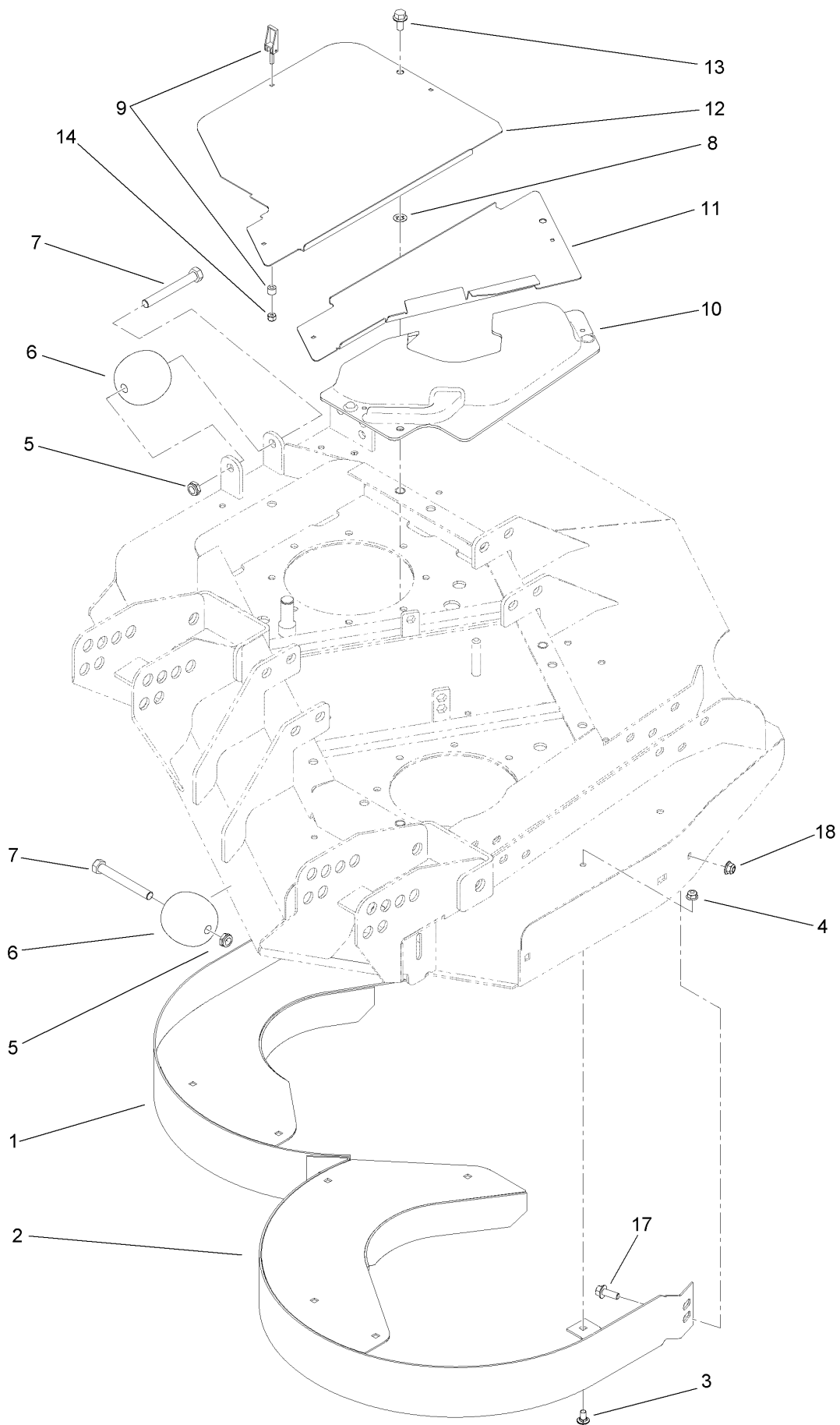
Left Deck, Idler and Skid Assembly



Left Deck, Idler and Skid Assembly (continued)

<i>Ref.</i>	<i>Part Number</i>	<i>Qty.</i>	<i>Description</i>	<i>Ref.</i>	<i>Part Number</i>	<i>Qty.</i>	<i>Description</i>
1	131-1236	1	Left Deck ASM	20	104-3579	1	Decal-HOC
1:1	120-6604	1	Decal-Danger	21	120-5587	4	Pin-Clevis
1:2	100-5693	1	Decal-Rear HOC, LH	22	104-7524	8	Shim
1:3	32148-9	3	Nut-Clinch	23	132-6157-01	2	Bracket-Fork
1:4	100-5622	1	Decal-HOC	24	3231-33	2	Screw-CARR
1:5	100-6578	2	Decal-Danger	25	3233-2	6	Screw-CARR
1:6	93-7818	1	Decal-Torque, Blade Bolt	26	106-2047	2	Rod-Tension
2	112-1479	1	Skid-Bumper, Deck	27	3231-22	8	Screw-CARR
3	3296-45	6	Nut-Hex	28	104-0858	1	Bolt-Shoulder
4	131-1233-01	1	Plate-Stiffener	29	9202424	1	Spacer
5	3296-56	1	Nut-Lock, NI	30	3253-7	1	Washer-Lock
6	132-9421	1	Pulley-Idler, Flat	31	325-7	1	Screw-HH
7	100-3102	1	Washer-Flat	32	32120-72	1	Ring-Snap
8	108-8076	1	V-Belt, Deck	33	3-6498	2	Washer-Thrust
9	3234-42	2	Screw-HHF	34	140-6227	1	Idler Arm ASM
10	139-1039	1	Low Driven Spindle ASM	34:1	256-76	2	Bushing
11	32108-103	2	Screw-FH	34:2	302-5	1	Fitting-Grease
12	69-9290	1	Pad-Bumper	35	32128-14	2	Nut-HF
13	104-8300	2	Nut-HF, NI	36	68-0090	1	Screw-Adjusting
14	104-2250-01	1	Skid-Side	37	9114524	1	Bolt-TAP, HH
15	104-8301	26	Nut-HF, NI	38	107938	1	Spring-Extension
16	131-1244	1	Plate-Spindle	39	32128-26	2	Nut-HF
16:2	100-6578	1	Decal-Danger	40	9136144	1	Screw-HWHTF
17	3256-3	2	Washer-Flat	41	70-1160	1	Washer
18	3290-343	4	Pin-Hair	49	32151-72	2	Ring-Retaining
19	132-6150-01	2	Bracket-Caster				

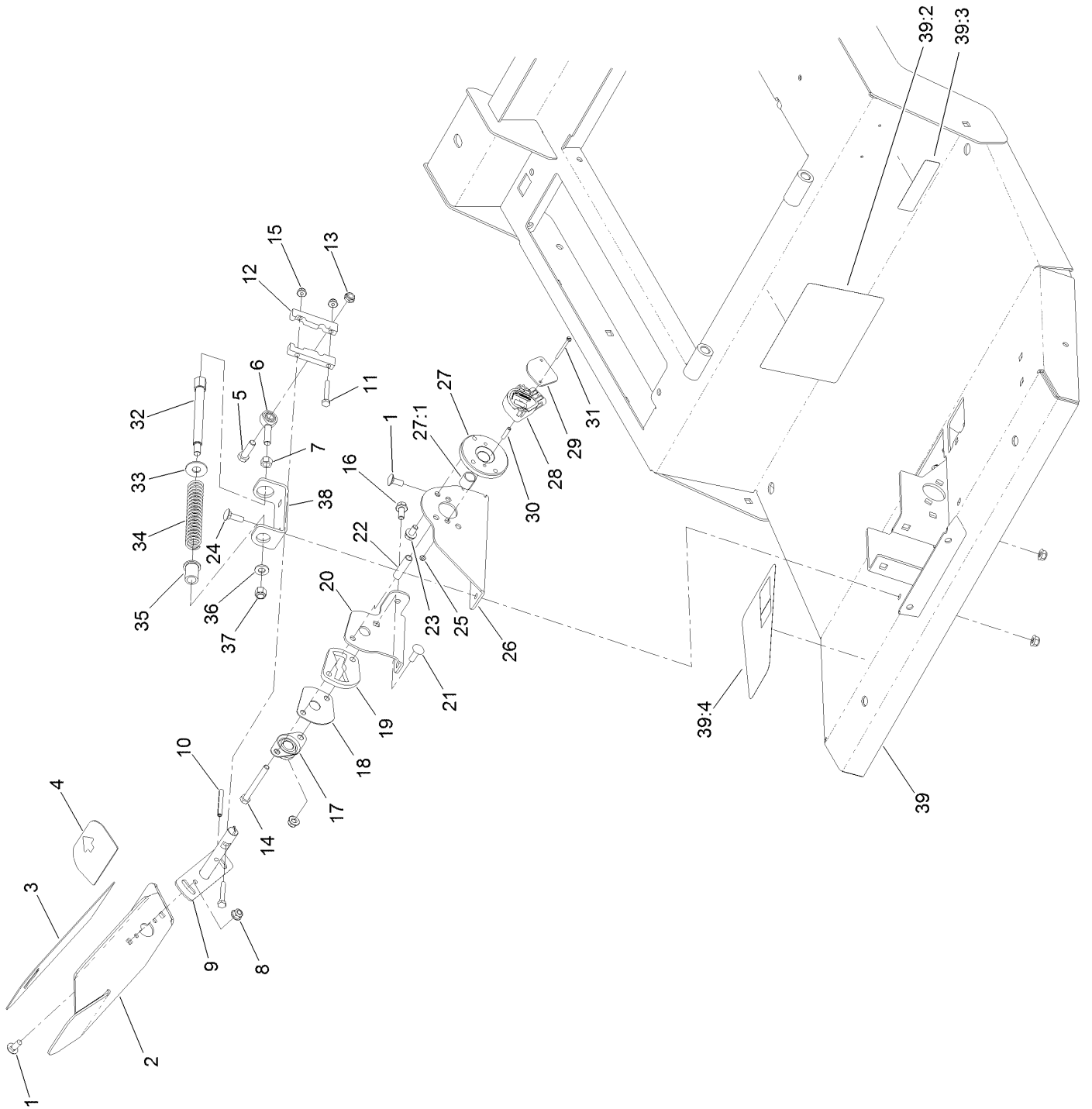
Left Deck Discharge Chamber and Cover Assembly



Left Deck Discharge Chamber and Cover Assembly (continued)

<i>Ref.</i>	<i>Part Number</i>	<i>Qty.</i>	<i>Description</i>	<i>Ref.</i>	<i>Part Number</i>	<i>Qty.</i>	<i>Description</i>
1	130-2682-0P	1	Chamber-Outer	9	74-5950	7	Latch-Swell
2	130-2683-0P	1	Chamber-Inner	10	100-5669	1	Cover-Motor, LH Deck
3	3230-18	9	Screw-CARR	11	100-5664-03	1	Plate-Cover, LH
4	104-8300	9	Nut-HF, NI	12	100-5667-03	1	Plate-Cover, LH Side
5	3296-45	2	Nut-Hex	13	3234-1	3	Screw-HHF
6	29-4820	2	Roller	14	1-804254	7	Nut-Lock, HH
7	325-17	2	Screw-HH	17	3234-42	1	Screw-HHF
8	107-3154	3	Nut-Push	18	104-8301	1	Nut-HF, NI

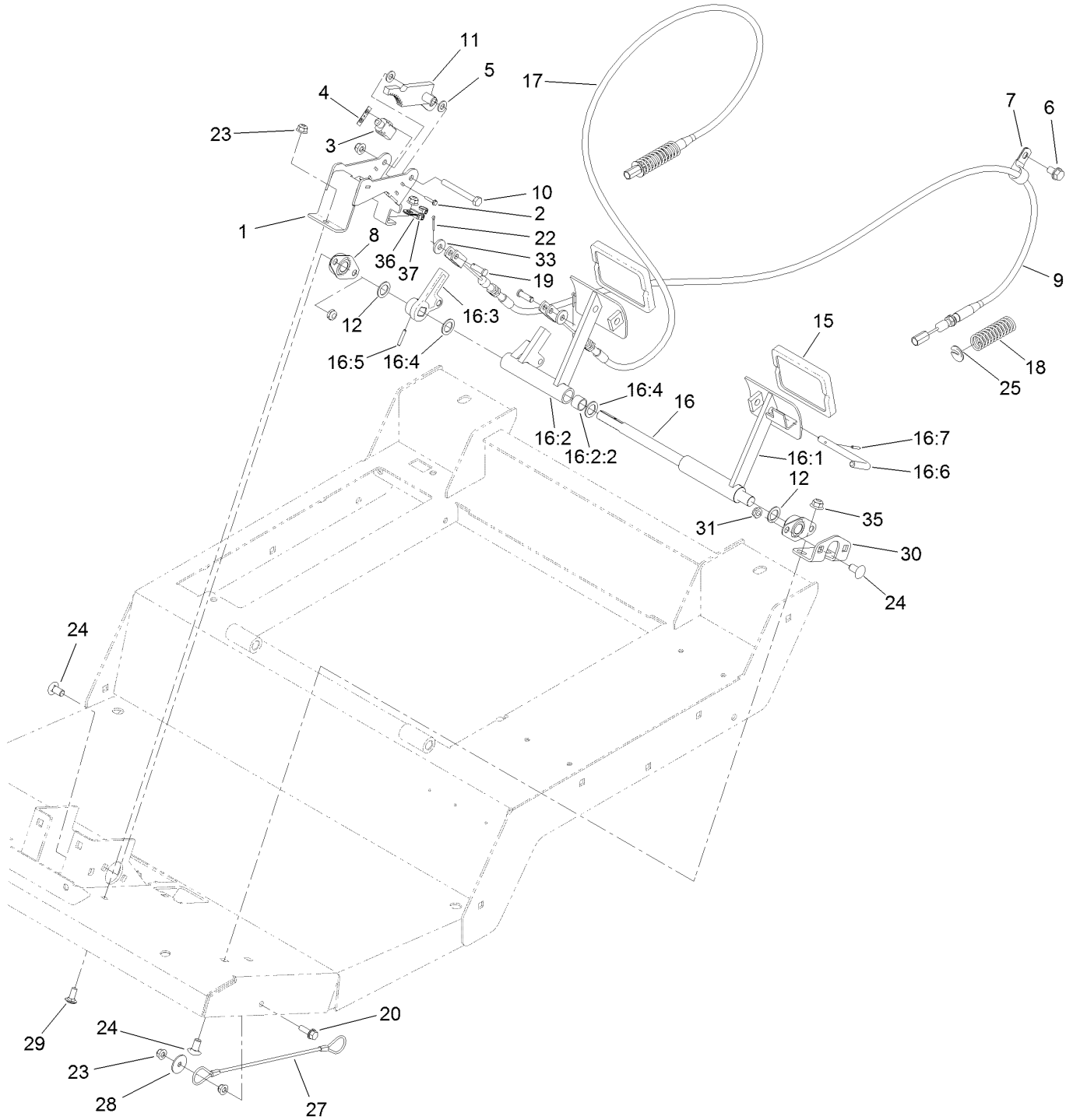
Traction Pedal and Platform Assembly



Traction Pedal and Platform Assembly (continued)

<i>Ref.</i>	<i>Part Number</i>	<i>Qty.</i>	<i>Description</i>	<i>Ref.</i>	<i>Part Number</i>	<i>Qty.</i>	<i>Description</i>
1	3230-23	5	Bolt-CARR	23	114-7728	2	Screw-HF
2	136-4368-01	1	Pedal-Traction	24	3230-2	2	Bolt-CARR
3	93-5347	1	Abrasive-Pedal	25	3296-9	2	Nut-Hex
4	93-5368	1	Abrasive-Pedal	26	136-4384-0P	1	Bracket-Sender
5	323-7	1	Screw-HH	27	140-6215	1	Bushing Hub ASM
6	2411-36	1	Bearing-End, Rod	27:1	95-7497	1	Bushing-Wheel
7	3219-3	1	Nut-Hex	28	114-5609	1	Sensor-Position
8	104-8300	9	Nut-HF, NI	29	114-5595	1	Plate-Capture
9	131-2245	1	Shaft-Pedal, Traction	30	114-5608	2	Spacer-Standoff
10	32121-78	1	Pin-Roll	31	32105-25	2	Screw-SHH
11	321-37	2	Screw-HH	32	117-5446	1	Shaft-Spring
12	117-5459	2	Block-Clamp	33	3256-5	1	Washer-Flat
13	3296-59	1	Nut-Lock, NI	34	84-9100	1	Spring
14	322-14	1	Screw-HH	35	92-7610	1	Retainer-Spring
15	104-7201	2	Nut-HF, NI	36	3256-24	1	Washer-Plain
16	3234-47	1	Screw-HHF	37	3296-6	1	Nut-Lock
17	256-236	1	Bearing-Mount, Flange	38	131-2252-0P	1	Bracket-Spring
18	117-5455	1	Plate-Cover	39	132-6251	1	Platform ASM
19	117-5454	1	Plate-Butterfly	39:2	114-0846	1	Decal-Instructions, Operating
20	131-2250-0P	1	Bracket-Pedal, Outer	39:3	133-8062	1	Decal-Arrestor, Spark
21	3230-22	1	Screw-CARR	39:4	114-0849	1	Decal-Pedal, Traction
22	93-7960	1	Spacer				

Brake Pedal Assembly

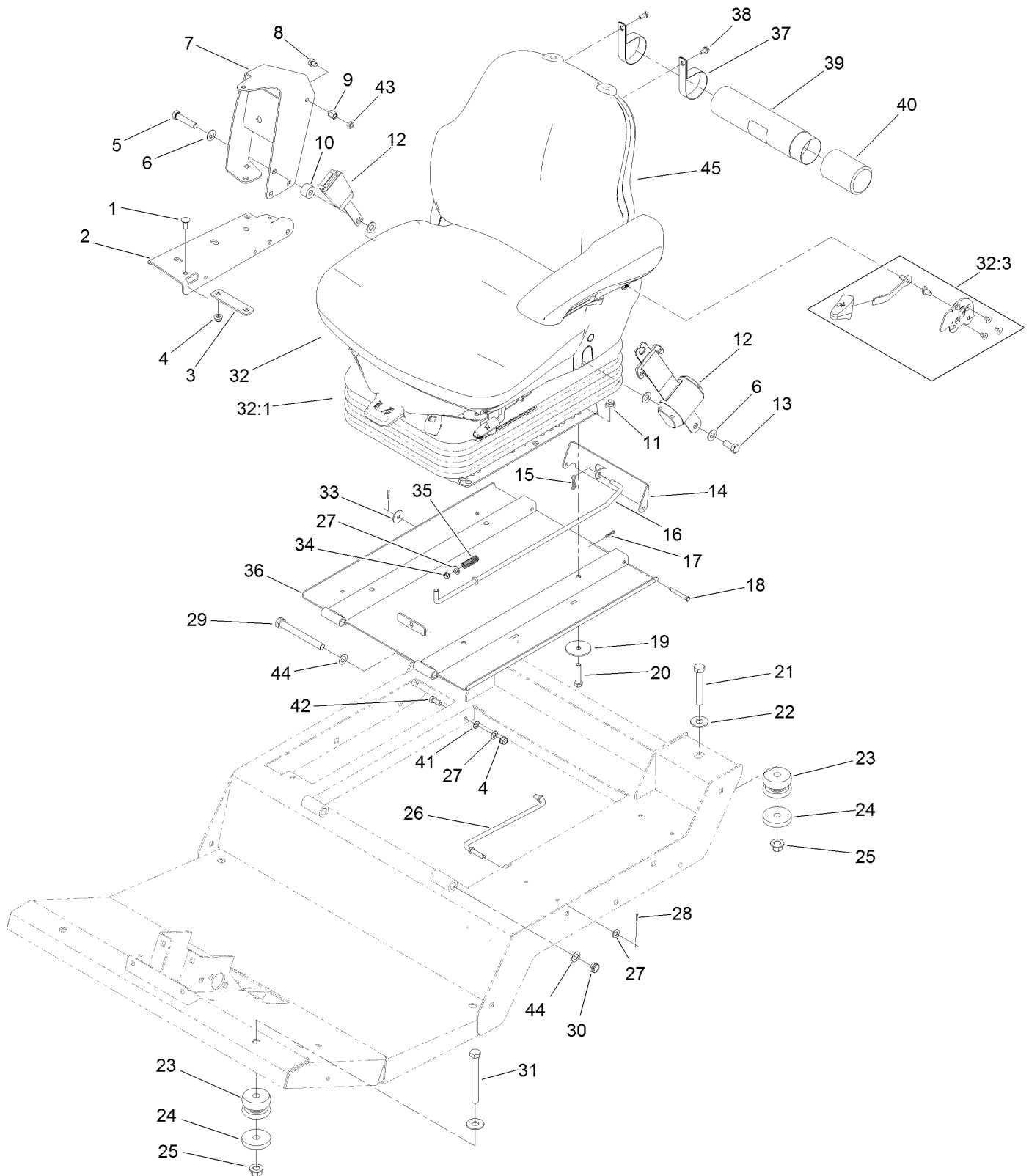


Brake Pedal Assembly (continued)

<i>Ref.</i>	<i>Part Number</i>	<i>Qty.</i>	<i>Description</i>	<i>Ref.</i>	<i>Part Number</i>	<i>Qty.</i>	<i>Description</i>
1	132-6259-0P	1	Mount-Switch	16:6	63-7880	1	Pin-Latch, Brake
2	117-5458	4	Screw-HHF	16:7	32121-50	1	Pin-Spring
3	99-3410	2	Switch	17	120-8898	1	Cable-Brake, RH
4	108-9824	2	Nut-Switch	18	94-3088	2	Spring-Compression
5	3256-23	2	Washer-Plain	19	120-9694	2	Pin-Clevis
6	32144-69	2	Screw-HWHTF	20	3234-29	1	Screw-HHF
7	2412-4	2	Clamp-R	22	3272-6	2	Pin-Cotter
8	256-236	2	Bearing-Mount, Flange	23	104-8300	5	Nut-HF, NI
9	120-8899	1	Cable-Brake, LH	24	3231-21	6	Screw-CARR
10	322-13	1	Screw-HH	25	94-3050	2	Plate-Spring
11	132-6290-0P	1	Rack	27	110-4896	1	Lanyard
12	3256-69	2	Washer-Flat	28	3256-57	1	Washer-Flat
15	93-8742	2	Footpad-Brake	29	3230-23	2	Bolt-CARR
16		1	Brake Pedal ASM ●	30	132-6247-01	1	Mount-Bearing
16:1	139-7780	1	Pedal-Brake, LH	31	3296-59	4	Nut-Lock, NI
16:2	140-5832	1	RH Brake Pedal ASM	33	4-2390	2	Washer-Flat
16:2:2	256-42	2	Bushing	35	104-8301	2	Nut-HF, NI
16:3	137-1632	1	Hub-Brake	36	88-7970	1	Clip
16:4	3256-69	2	Washer-Flat	37	1-303287	2	Tie-Cable
16:5	32121-125	1	Pin-Roll				

● Not serviced separately

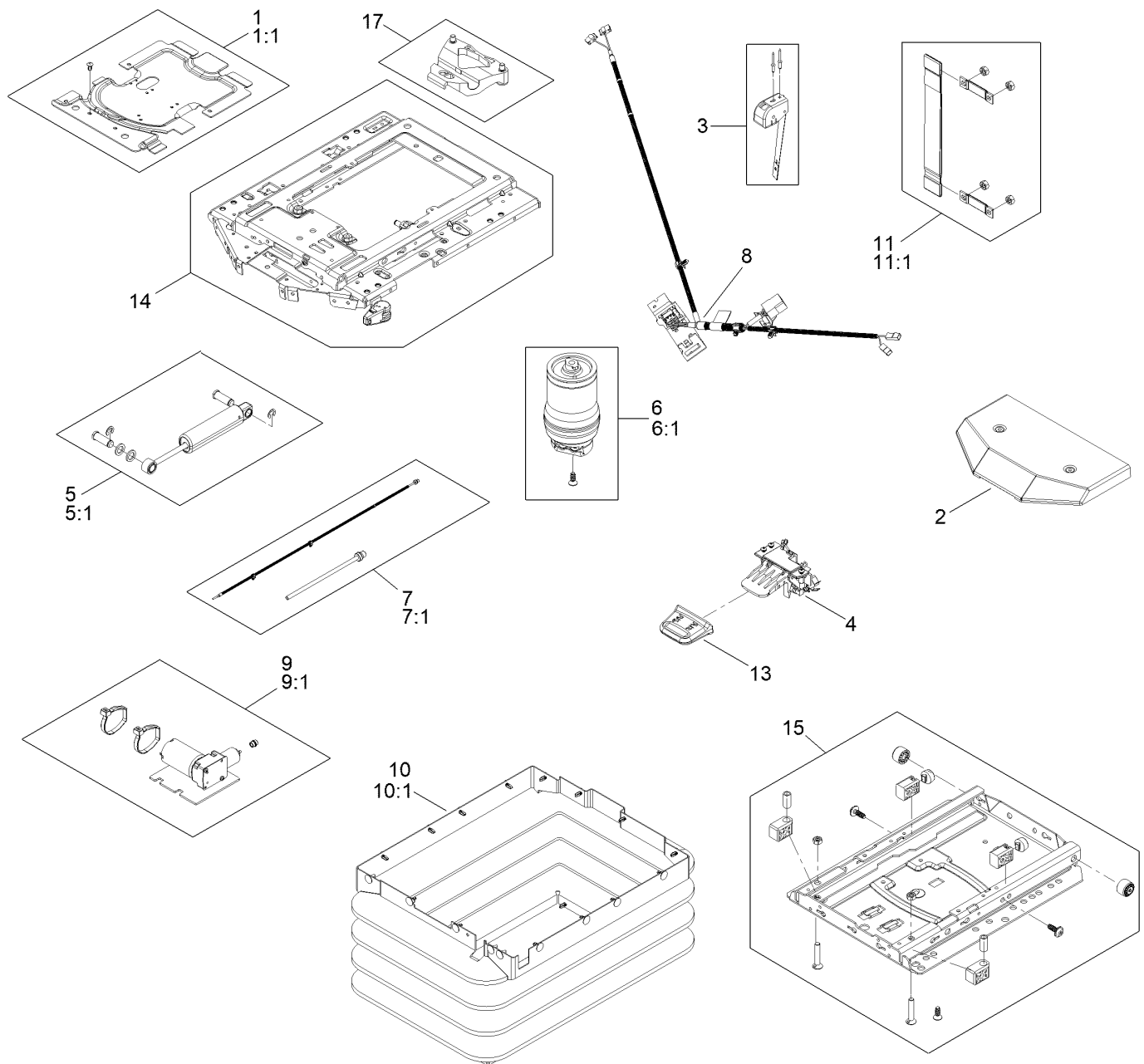
Seat Base and Seat Assembly



Seat Base and Seat Assembly (continued)

<i>Ref.</i>	<i>Part Number</i>	<i>Qty.</i>	<i>Description</i>	<i>Ref.</i>	<i>Part Number</i>	<i>Qty.</i>	<i>Description</i>
1	3230-23	6	Bolt-CARR	25	99-5107	4	Nut-Lock
2	119-0000-03	1	Channel-Support	26	93-5338	1	Rod-Prop
3	112-7449	1	Strap-Support	27	3256-23	3	Washer-Plain
4	104-8300	7	Nut-HF, NI	28	3272-5	2	Pin-Cotter
5	3212-8	1	Screw-HH	29	325-18	2	Screw-HH
6	3256-25	4	Washer-Flat	30	3296-45	2	Nut-Hex
7	117-4798-03	1	Arm-Support	31	702093	2	Screw-HH
8	108-8646	1	Screw-HH, Lock	32	132-1302	1	Seat And Suspension ASM
9	112-7405	1	Nut-Hex, Coupling	32:1	130-2702	1	Air Ride Seat Suspension
10	17-7190	1	Spacer-Finger	32:3	132-1304	1	Backrest Adjustment Kit
11	104-8301	4	Nut-HF, NI	33	3256-82	1	Washer-Flat
12	110-0413	1	Seatbelt-Retractable	34	5979	1	Bushing-Nyliner
13	3212-4	1	Screw-HH	35	95-1821	1	Spring-Compression
14	120-9017-0P	1	Latch-Seat	36	137-5475-03	1	Plate-Seat
15	119-1415	1	Pin-Cotter, Locking	37	2412-133	2	Clamp-R
16	120-9018	1	Rod-Latch	38	32104-116	2	Screw-HWHTF
17	119-1414	2	Pin-Cotter, Locking	39	104-7050	1	Tube-Manual
18	283-57	2	Pin-Clevis	40	104-7048	1	Cap-Housing
19	83-1040	4	Washer-Flat	41	3255-8	1	Washer-Lock
20	323-9	4	Screw-HH	42	322-3	1	Screw-HH
21	112-7264	2	Screw-HH	43	117-4059	1	Nut-Hex
22	3256-6	4	Washer-Flat	44	36-4780	4	Washer-Plain
23	110-5954	4	Mount-Center, Bonded	45	117-5676	1	Premium Seat ASM
24	115-5519	4	Washer-Plain				

Air Ride Seat Suspension Assembly No. 130-2702



12
WEAR PARTS KIT

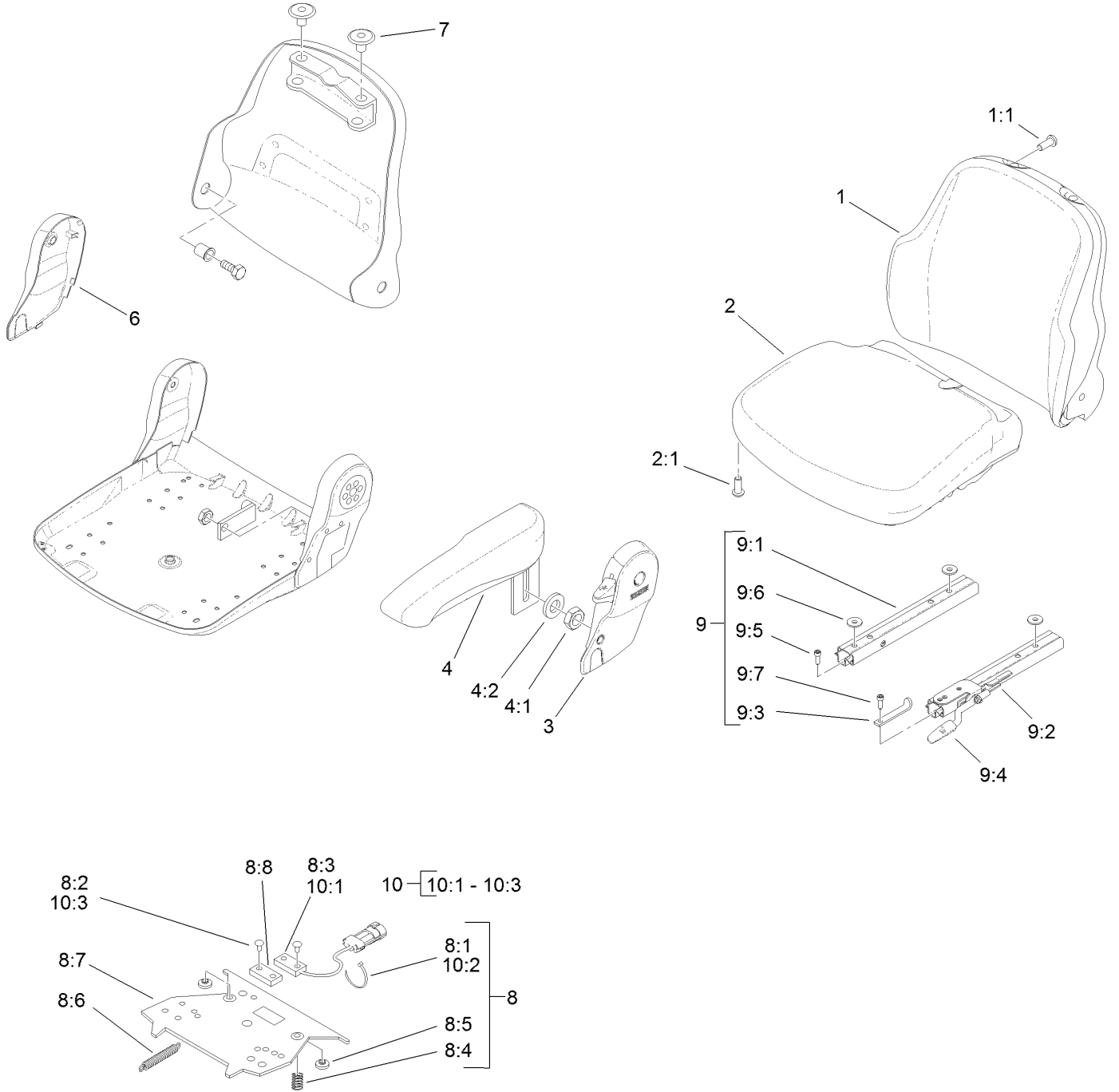
16
ADJUSTER MOUNTING KIT

Air Ride Seat Suspension Assembly No. 130-2702 (continued)

<i>Ref.</i>	<i>Part Number</i>	<i>Qty.</i>	<i>Description</i>	<i>Ref.</i>	<i>Part Number</i>	<i>Qty.</i>	<i>Description</i>
1	130-2709	1	Cover ASM	9	130-2719	1	Compressor
1:1	130-2710	1	Cover Kit	9:1	130-2720	1	Compressor Kit
2	108-8027	1	Cover	10	130-2721	1	Bellows ASM
3	130-2711	1	Control-Level	10:1	130-2722	1	Bellows Kit
4	108-8029	1	Valve-Control, Air	11	130-2723	1	Tether
5	130-2712	1	Shock Absorber ASM	11:1	130-2724	1	Tether Kit
5:1	130-2713	1	Shock Absorber Kit	12	130-2725	1	Wear Parts Kit ●
6	130-2714	1	Air Spring ASM	13	130-2726	1	Handle
6:1	130-2715	1	Air Spring Kit	14	130-2727	1	Upper Suspension Kit
7	130-2716	1	Air Tube ASM	15	130-2728	1	Lower Suspension Kit
7:1	130-2717	1	Air Tube Kit	16	130-2729	1	Adjuster Mounting Kit ●
8	130-2718	1	Harness-Wire	17	130-2730	1	Limiters-Thrust

● Not illustrated

Vinyl Premium Seat Assembly No. 117-5676



Vinyl Premium Seat Assembly No. 117-5676 (continued)

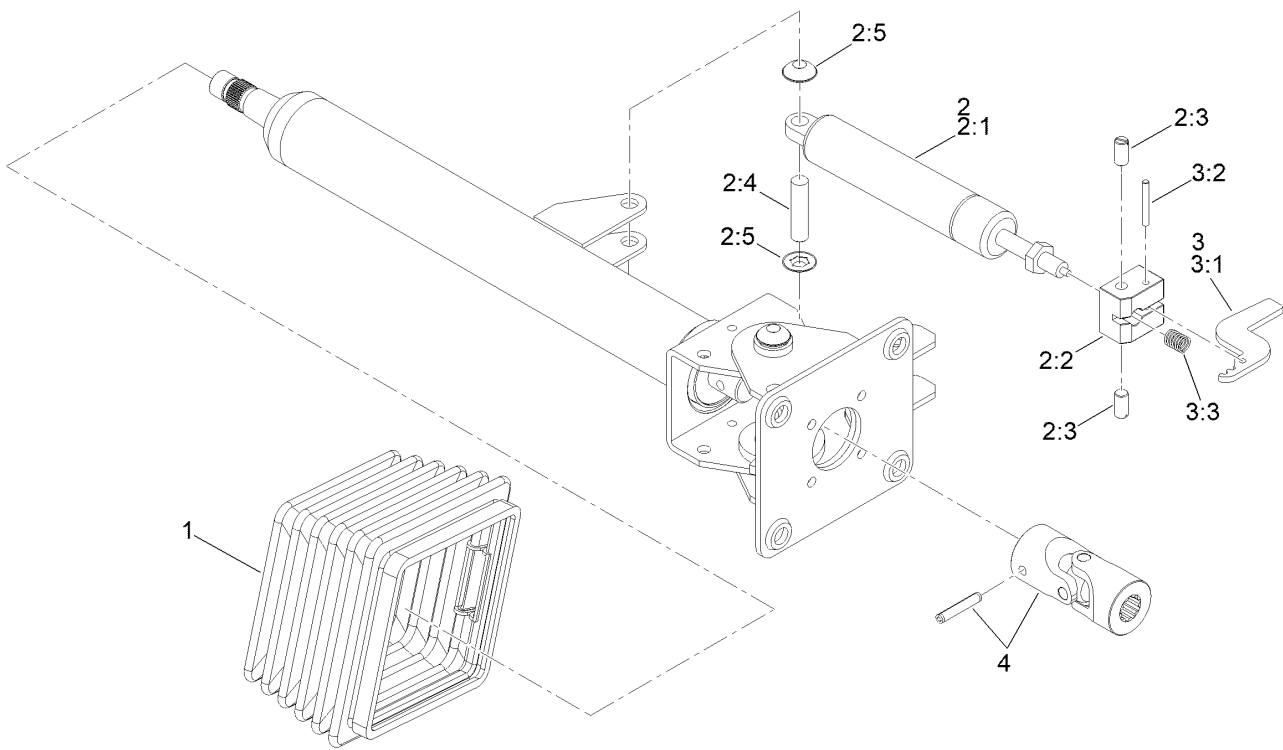
<i>Ref.</i>	<i>Part Number</i>	<i>Qty.</i>	<i>Description</i>	<i>Ref.</i>	<i>Part Number</i>	<i>Qty.</i>	<i>Description</i>
1	108-8016	1	Backrest Cushion ASM	8:6		1	Spring-Extension ●
1:1	119-7742	4	Screw-Cushion	8:7		1	Plate-Mounting ●
2	108-8017	1	Seat Cushion ASM	8:8		1	Magnet ●
2:1	119-7742	3	Screw-Cushion	9	108-8025	1	Adjustment Rail Set
3	108-8018	1	Cover-Armrest	9:1		1	Rail-Adjustment, RH ●
4	108-8019	1	LH Armrest ASM	9:2		1	Rail-Adjustment, LH ●
4:1	82-9650	1	Nut	9:3		1	Stop-Rail ●
4:2	107-1198	1	Washer	9:4		1	Handle ●
6	108-8021	1	Cover-Armrest	9:5		3	Screw ●
7	108-8022	2	Cover-Black	9:6		3	Washer ●
8	108-8024	1	Switch Kit	9:7		1	Screw ●
8:1		3	Wire Tie ●	10	110-6189	1	Switch Kit
8:2		4	Rivet ●	10:1		1	Switch ●
8:3		1	Sensor-Seat Switch ●	10:2		3	Wire Tie ●
8:4		2	Spring-Compression ●	10:3		2	Rivet ●
8:5		2	Bumper-Pressure Plate ●				

● Not serviced separately

Steering and Controller Assembly (continued)

<i>Ref.</i>	<i>Part Number</i>	<i>Qty.</i>	<i>Description</i>	<i>Ref.</i>	<i>Part Number</i>	<i>Qty.</i>	<i>Description</i>
1	137-5590-0P	1	Mount	26	3229-3	8	Screw-CARR
2	137-5588-0P	1	Plate-Mount, Column	27	120-4093-0P	1	Mount-Power
3	132-6285	1	Rod-Brake	28	99-7435	3	Relay
4	3231-26	4	Screw-CARR	29	3296-12	2	Nut-Lock, NI
5	63-8410	4	Washer	30	3290-134	5	Screw
6	63-9750	4	Mount	31	42862	1	Block-Terminal, Ground
7	3231-2	6	Bolt-CARR	32	42863	1	Strip-Jumper
8	3274-7	4	Screw-HSH	33	321-3	1	Screw-HH
9	105-2409	4	Screw-HSH	34	107-1013	5	Nut-Speed
10	104-7201	8	Nut-HF, NI	35	108-9824	1	Nut-Switch
11	99-3410	1	Switch	36	122-3375	2	Controller-Tec
12	136-7153	1	Spring-Extension	37	120-4127-0P	1	Mount-Relay
13	98-1459	1	Decal	38	114-5502	1	Clip-Fuse
14	132-6225-0P	1	Support-Rear	39	609900	2	Nut-Speed
15	3256-27	1	Washer-Flat	40	98-1471	1	Wheel-Steering
16	132-6283	1	Plate-Brake	40:1	98-1468	1	Cover-Wheel, Steering
17	132-6284	1	Plate-Brake	41	104-8301	14	Nut-HF, NI
18	3296-33	1	Nut-Lock, NI	42	3296-16	2	Nut-Lock, NI
19	37-8771	2	Bolt-Shoulder, HF	43	117-5458	2	Screw-HHF
20	132-6244	1	Cover-Steering	44	104-8300	2	Nut-HF, NI
21	105-1217	1	Decal	45	1-807512	2	Bolt-CARR
22	132-6230	1	Steering Tilt Column ASM	46	3253-21	2	Washer-Lock
23	107069	7	Clip	47	323-6	2	Screw-HH
24	3234-4	6	Screw-HHF	48	93-5429	1	Collar-Foam
25	137-5548	1	Link-Brake	49	32105-13	2	Screw-HWH

Steering Column Assembly No. 132-6230

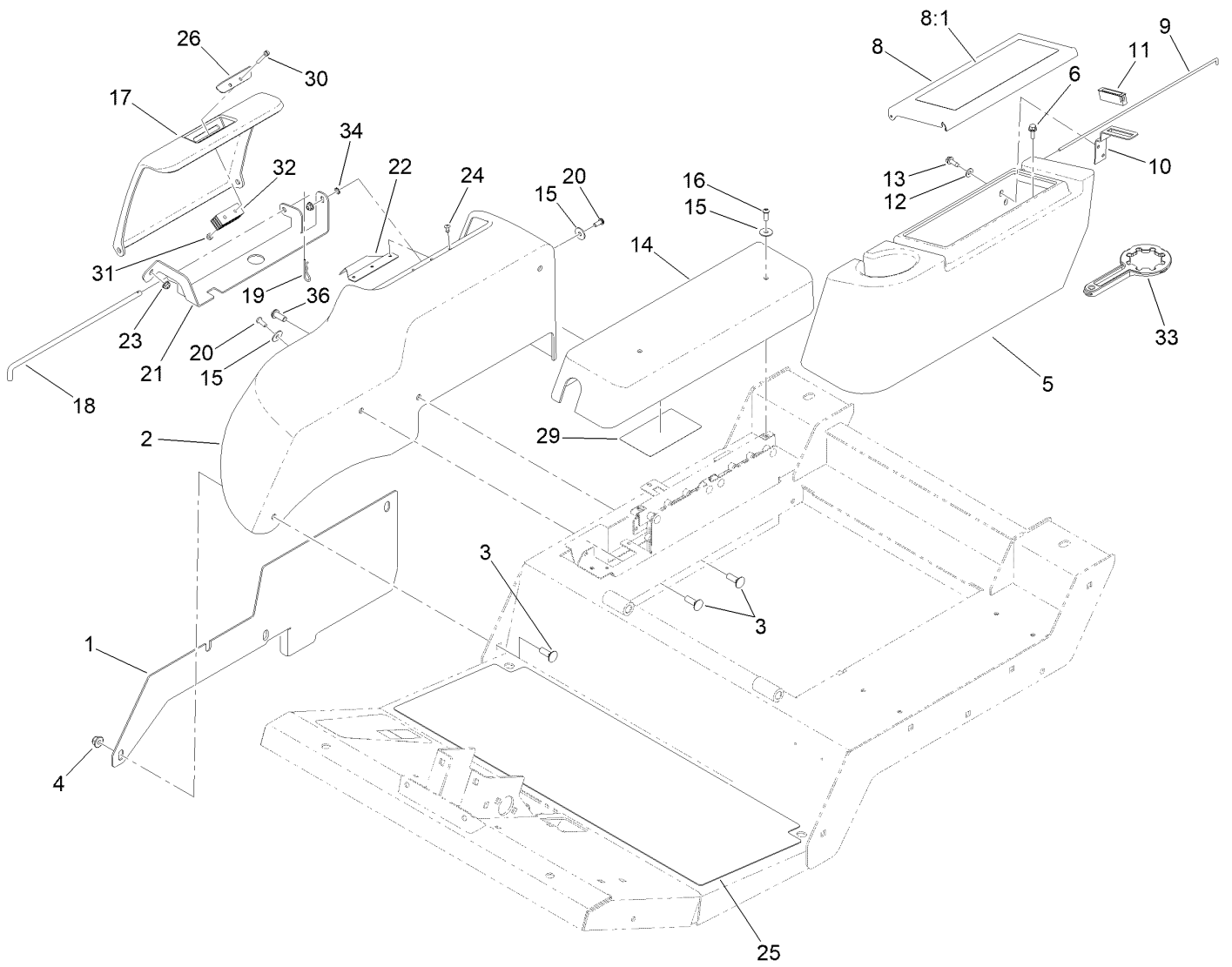


Steering Column Assembly No. 132-6230 (continued)

<i>Ref.</i>	<i>Part Number</i>	<i>Qty.</i>	<i>Description</i>	<i>Ref.</i>	<i>Part Number</i>	<i>Qty.</i>	<i>Description</i>
1	110-6462	1	Bellows-Rubber	2:5		2	Washer-Lock ●
2	110-6463	1	Cylinder Service Kit	3	136-4385	1	Pedal Service Kit
2:1		1	Cylinder-Gas ●	3:1		1	Pedal ●
2:2		1	Block-Pedal ●	3:2		1	Pin ●
2:3		2	Bolt ●	3:3		1	Spring ●
2:4		1	Pin ●	4	120-6256	1	Universal Joint Kit

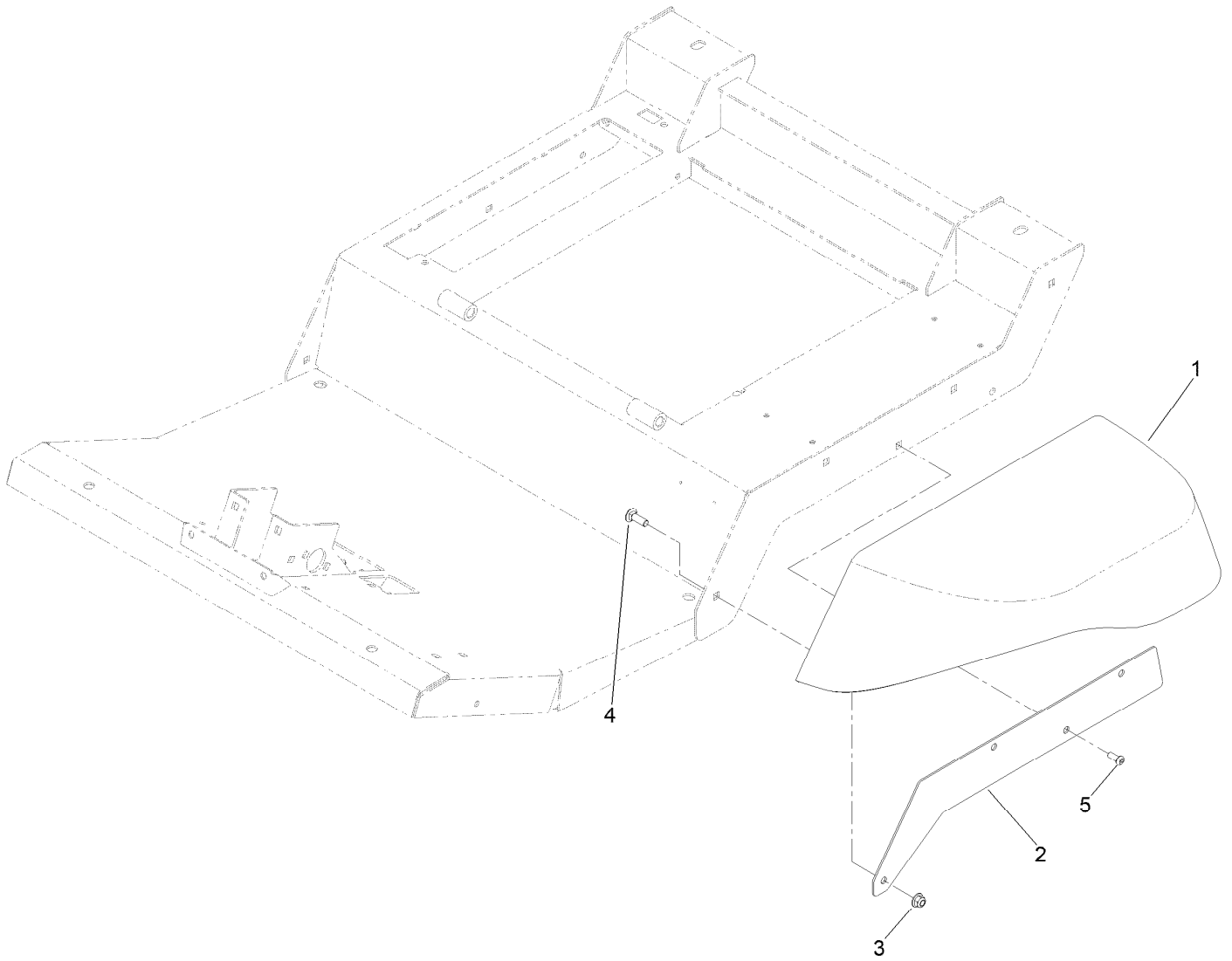
● Not serviced separately

Fender, Tool Box and Cover Assembly



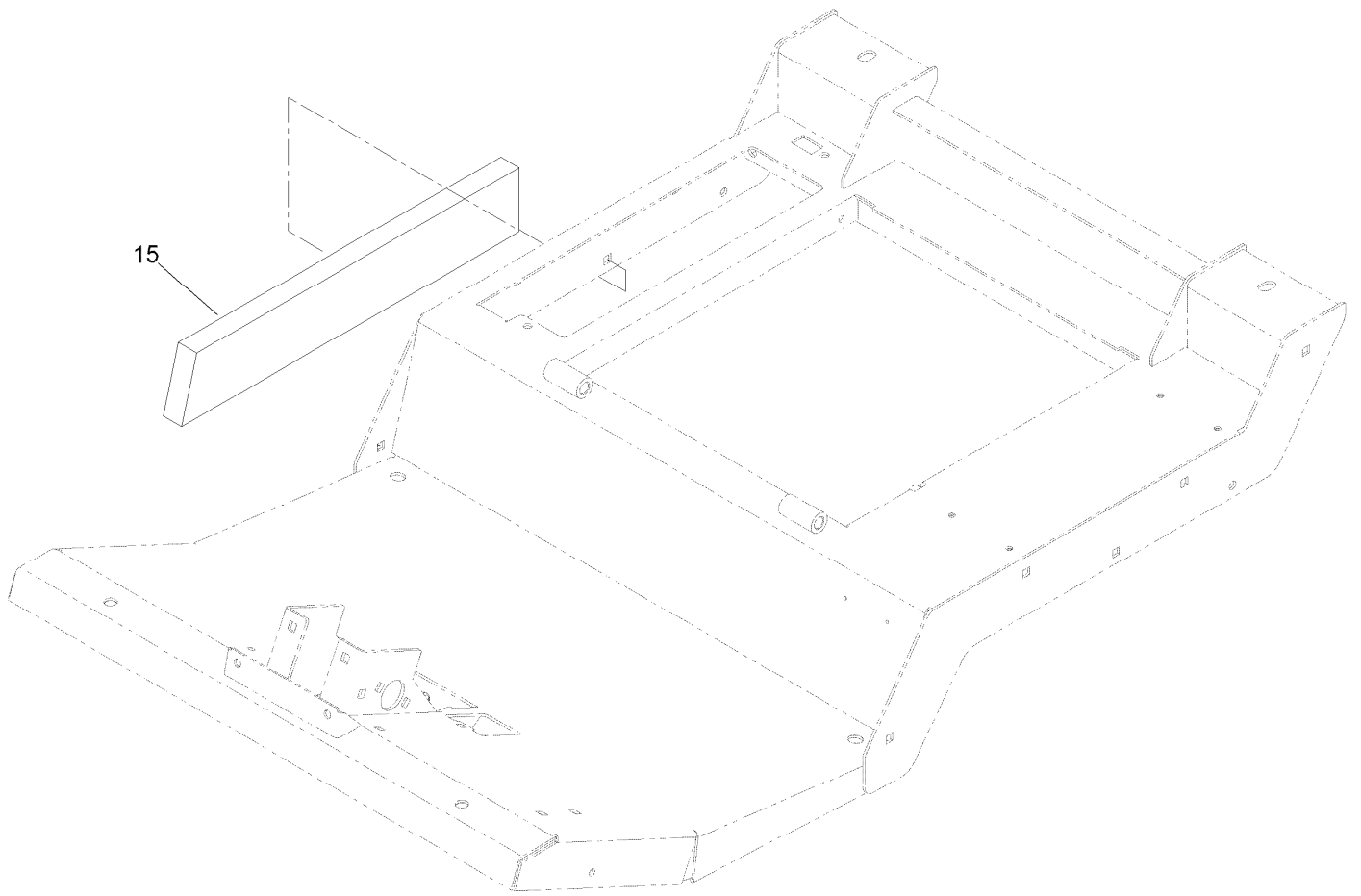
Fender, Tool Box and Cover Assembly (continued)

<i>Ref.</i>	<i>Part Number</i>	<i>Qty.</i>	<i>Description</i>	<i>Ref.</i>	<i>Part Number</i>	<i>Qty.</i>	<i>Description</i>
1	145-8391-0P	1	Plate-Fender, RH	18	121-1588	1	Rod-Hinge
2	120-4113	1	Fender-RH	19	3290-467	1	Pin-Hair
3	3231-25	3	Bolt-CARR	20	3274-31	2	Screw-HSBH
4	104-8301	3	Nut-HF, NI	21	121-1586-0P	1	Mount-Cover
5	120-4125	1	Housing-Tool Box	22	127-3706	1	Plate-Cover
6	3234-4	4	Screw-HHF	23	104-7201	2	Nut-HF, NI
8	120-4124	1	Tool Box Cover ASM	24	3269-23	3	Rivet-Pop
8:1	117-2754	1	Decal-Warning	25	132-6226	1	Tread-Foot, Abrasive
9	120-4122	1	Rod-Hinge	26	127-3705	1	Plate-Cover
10	104-7545	1	Bracket-Latch	29	136-4436	1	Decal-Fuses
11	58-4250	1	Catch-Magnetic	30	32105-1	2	Screw-SHH
12	3256-22	2	Washer-Flat	31	3296-2	2	Nut-Lock, NI
13	32104-95	2	Screw-HWH	32	69-6260	1	Magnet
14	120-4126	1	Cover-Controllers	33	138-6367	1	Wrench-Castor Cap/Latch
15	87-6630	4	Washer-Plain	34	3255-7	1	Washer-Lock/EXT
16	3274-69	2	Screw-HSBH	36	3274-94	1	Screw-HSBH
17	120-4115	1	Cover-Battery				



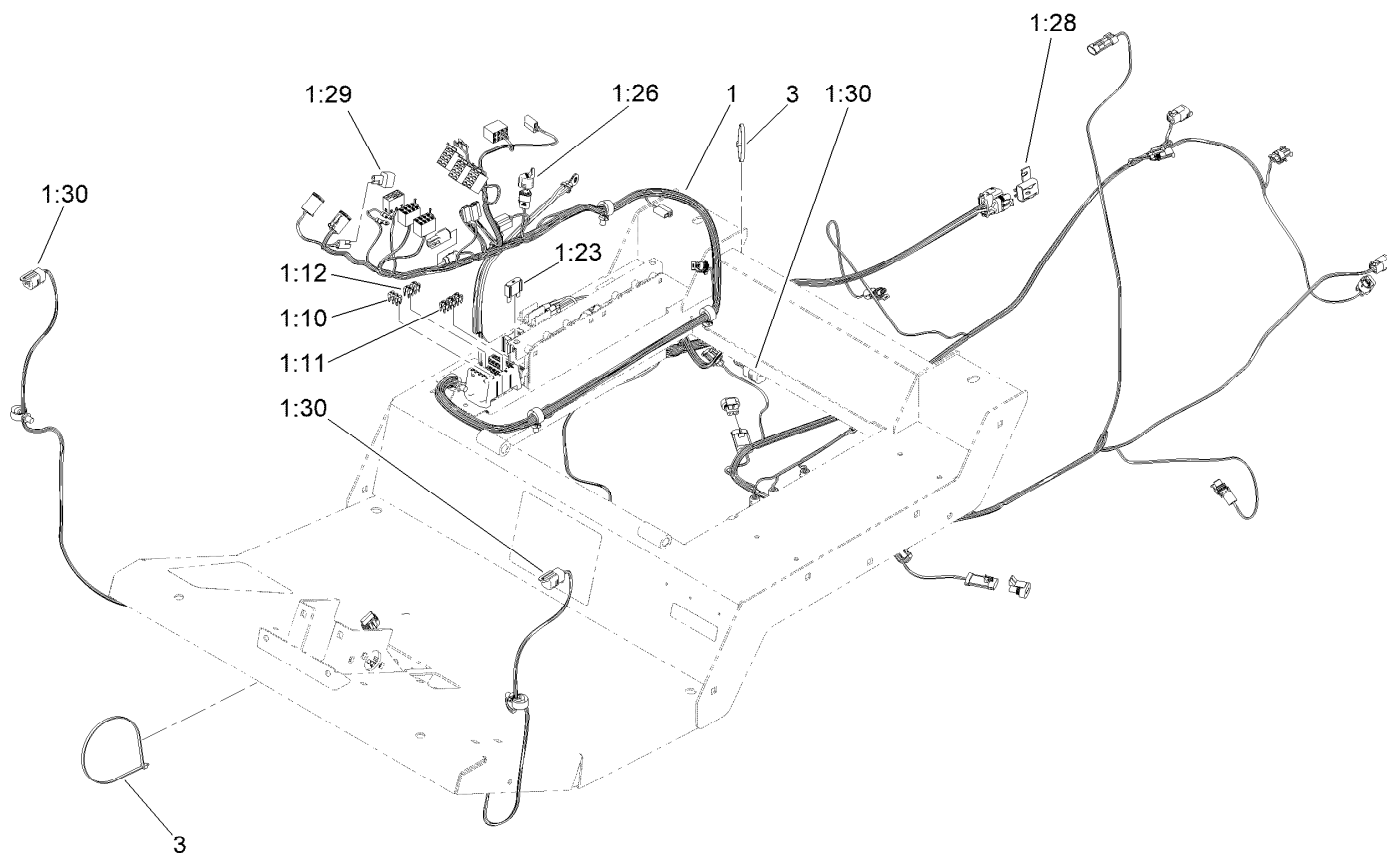
LH Fender Assembly

<i>Ref.</i>	<i>Part Number</i>	<i>Qty.</i>	<i>Description</i>
1	120-4114	1	Fender-LH
2	121-1580-0P	1	Plate-Fender, LH
3	104-8301	3	Nut-HF, NI
4	3231-25	3	Bolt-CARR
5	3274-94	1	Screw-HSBH



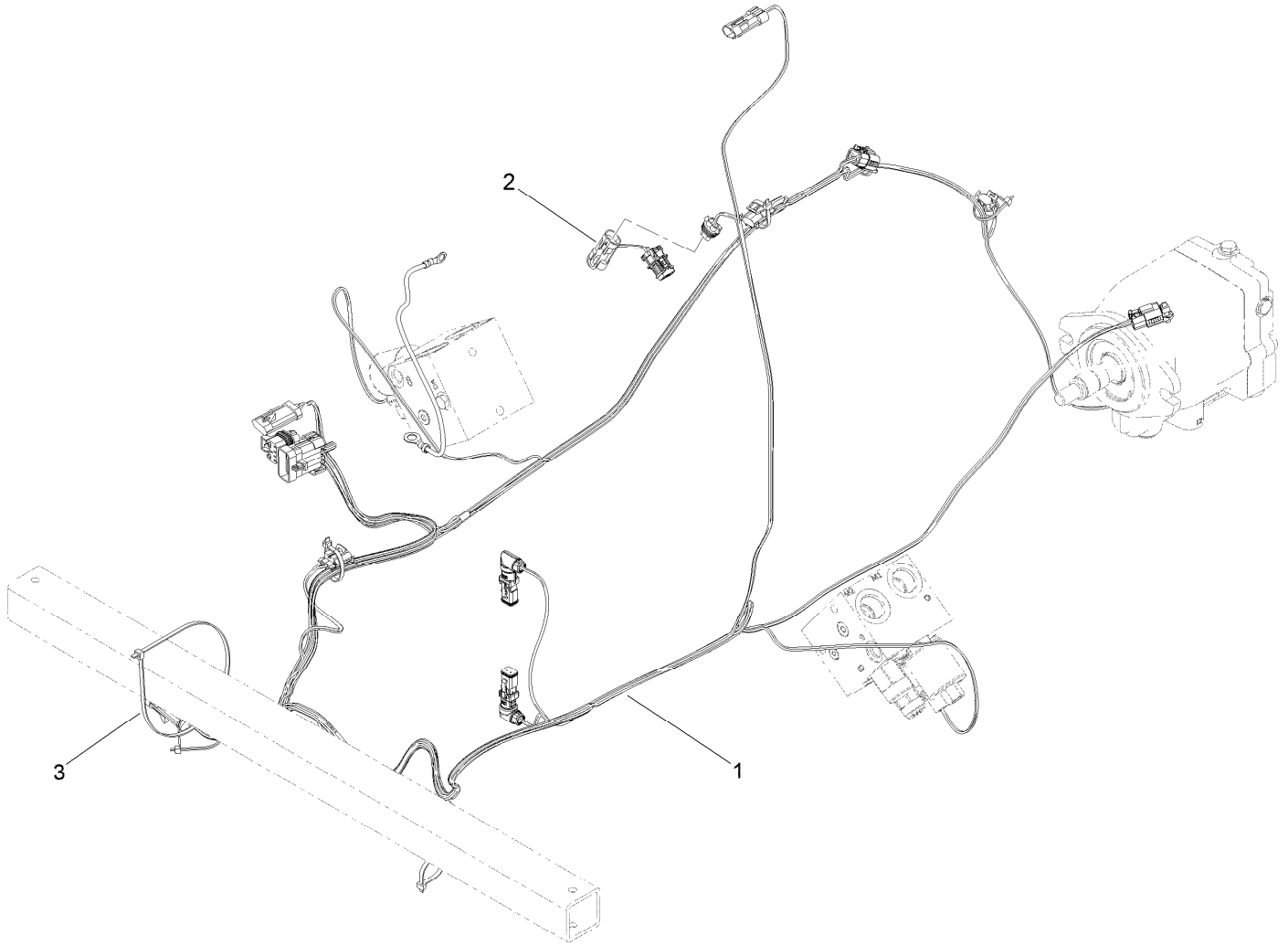
Acoustic Foam Assembly

<i>Ref.</i>	<i>Part Number</i>	<i>Qty.</i>	<i>Description</i>
15	127-3708	1	Foam-Right



Platform Wire Harness and Fuse Assembly

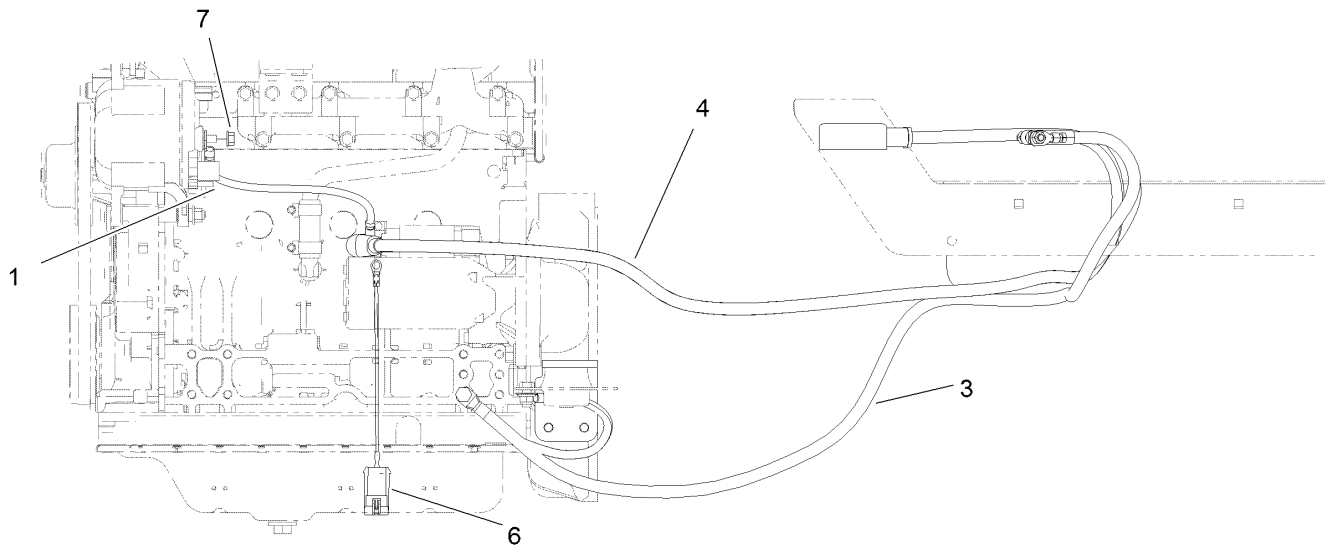
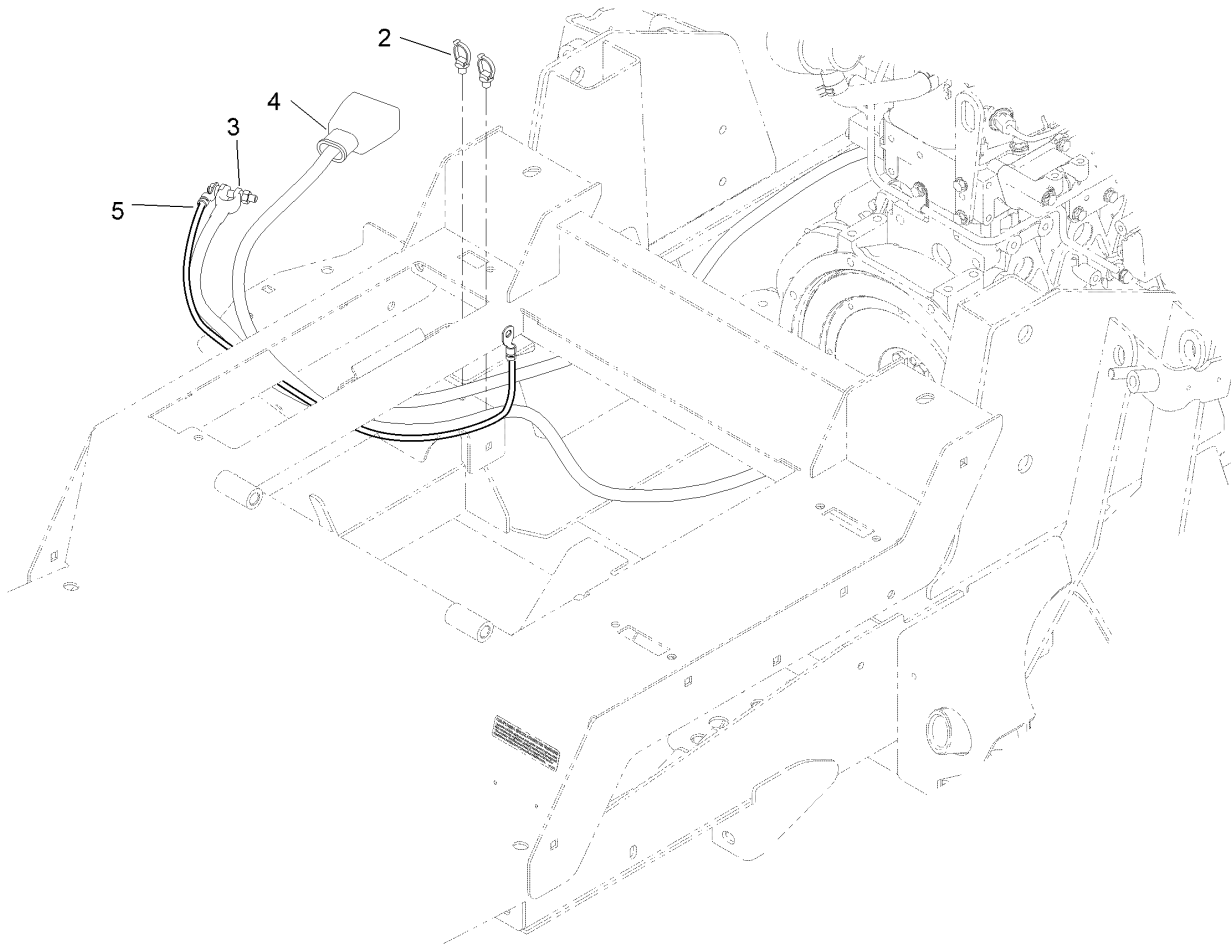
<i>Ref.</i>	<i>Part Number</i>	<i>Qty.</i>	<i>Description</i>
1	122-2181	1	Harness-Wire, Platform
1:10	121-8861	3	Fuse-Mini Blade, 2 Amp
1:11	121-8865	6	Fuse-Mini Blade, 7.5 Amp
1:12	121-8866	4	Fuse-Mini Blade, 10 Amp
1:23	114-3342	1	Fuse-Maxi, 60 Amp
1:26	32180-089	1	Cap-Plug, 3 Way
1:28	32180-019	1	Cover-Fuse, Single
1:29	104-4022	1	Resistor-75 Ohm
1:30	32180-156	4	Cap-Plug, 6 Way
3	3290-379	2	Tie-Cable



Rear Wire Harness Assembly

<i>Ref.</i>	<i>Part Number</i>	<i>Qty.</i>	<i>Description</i>
1	122-2182	1	Harness-Wire, Rear
2	115-1931	1	Harness-Wire, Fuel Pump Adapter
3	3290-379	4	Tie-Cable

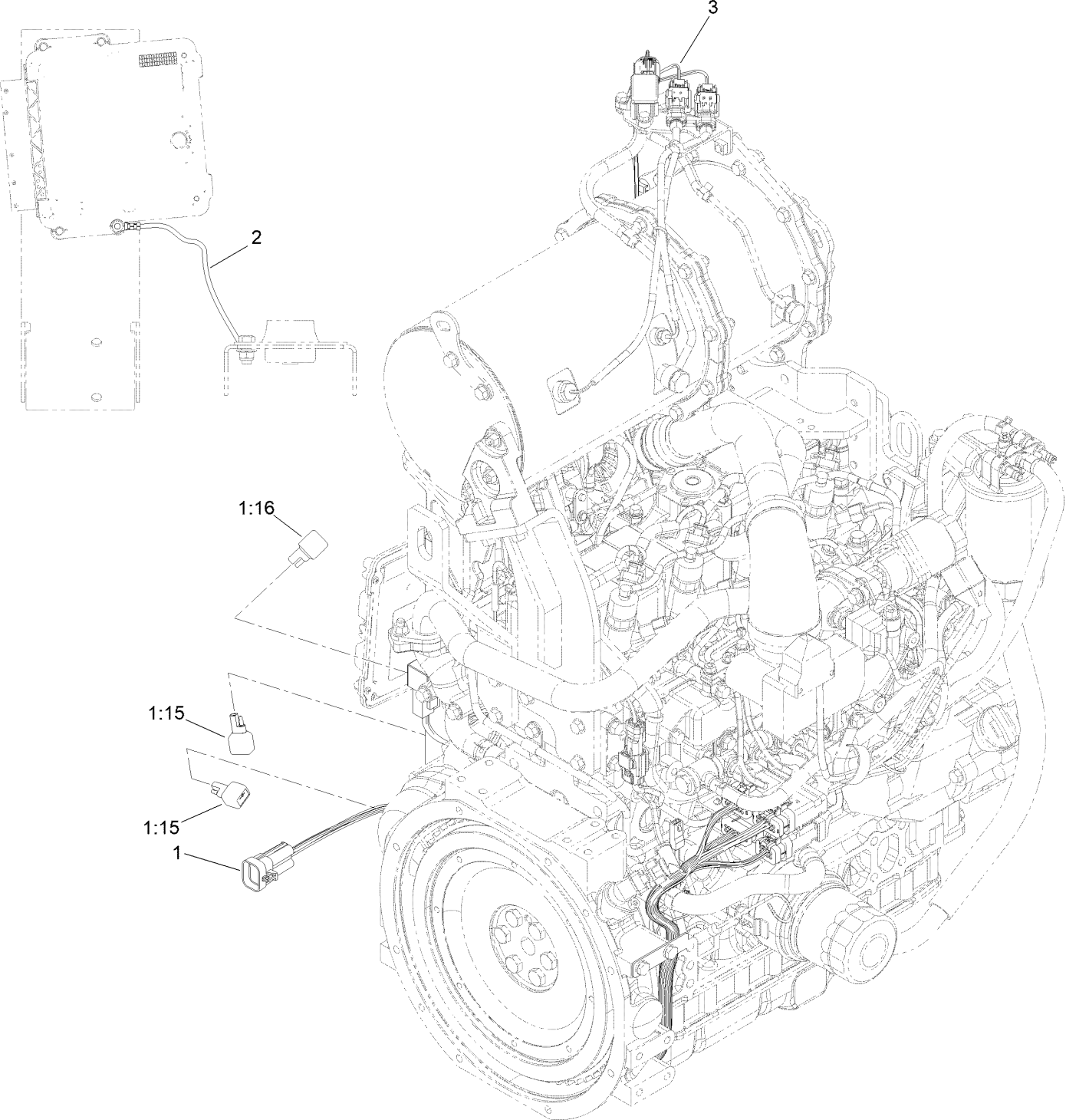
Battery Cable and Ground Assembly



Battery Cable and Ground Assembly (continued)

<i>Ref.</i>	<i>Part Number</i>	<i>Qty.</i>	<i>Description</i>	<i>Ref.</i>	<i>Part Number</i>	<i>Qty.</i>	<i>Description</i>
1	122-0071	1	Cable-Battery, Positive	5	54-3094	1	Cable
2	32180-030	2	Clip-Tie	6	108-9470	1	Harness-Wire, Fusible Link
3	121-8898	1	Cable-Battery, Negative	7	33004-00	2	Nut-HF
4	121-8897	1	Cable-Battery, Positive				

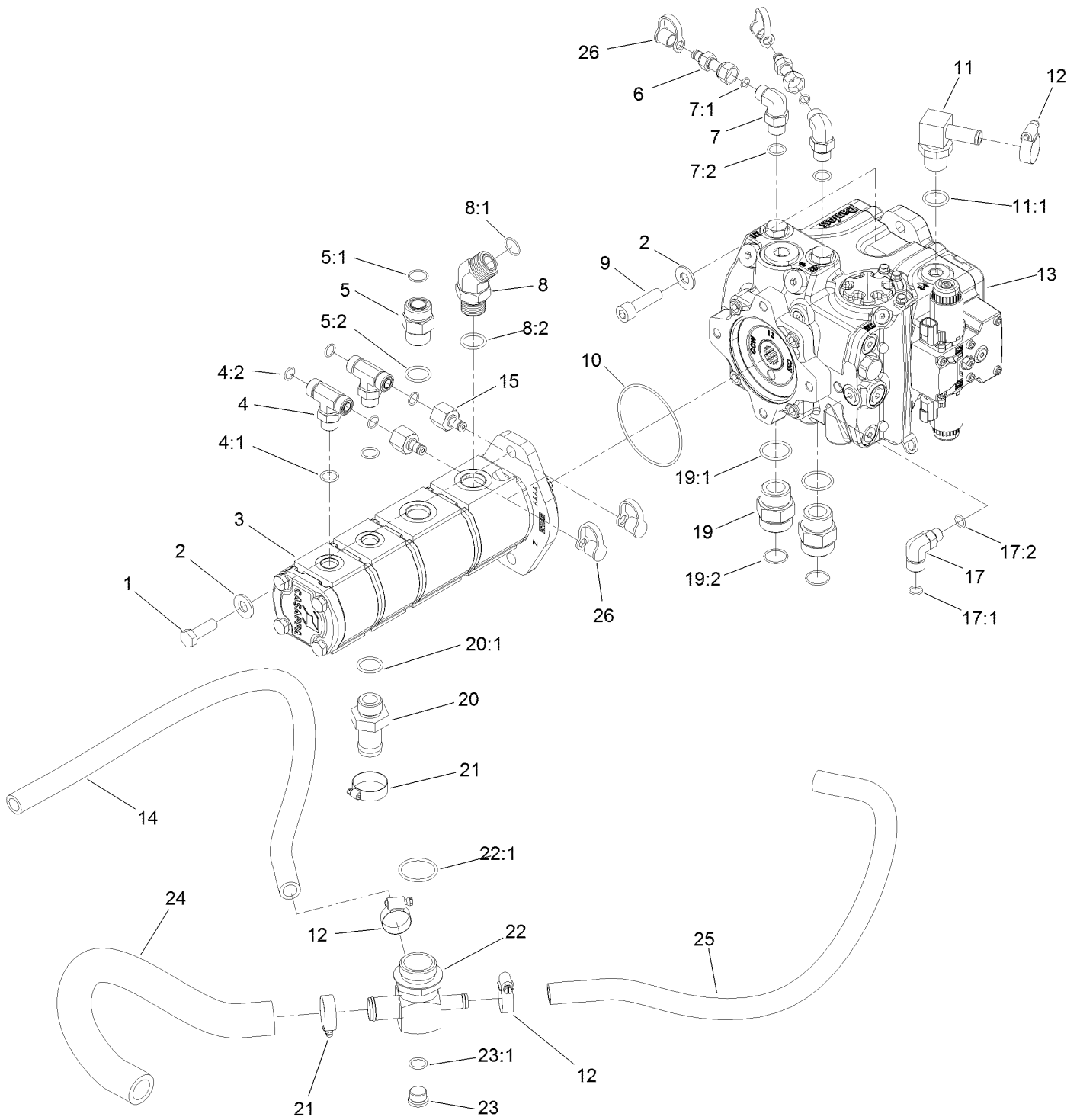
Engine Harness Assembly



Engine Harness Assembly (continued)

<i>Ref.</i>	<i>Part Number</i>	<i>Qty.</i>	<i>Description</i>	<i>Ref.</i>	<i>Part Number</i>	<i>Qty.</i>	<i>Description</i>
1	122-2183	1	Harness-Wire, Engine T4	2	122-0057	1	Harness-Wire, Ground
1:15	100-4918	2	Diode	3	122-2191	1	Harness-Wire, Dpf, 2 Clips
1:16	121-8891	1	Resistor (1.6K Ohm)				

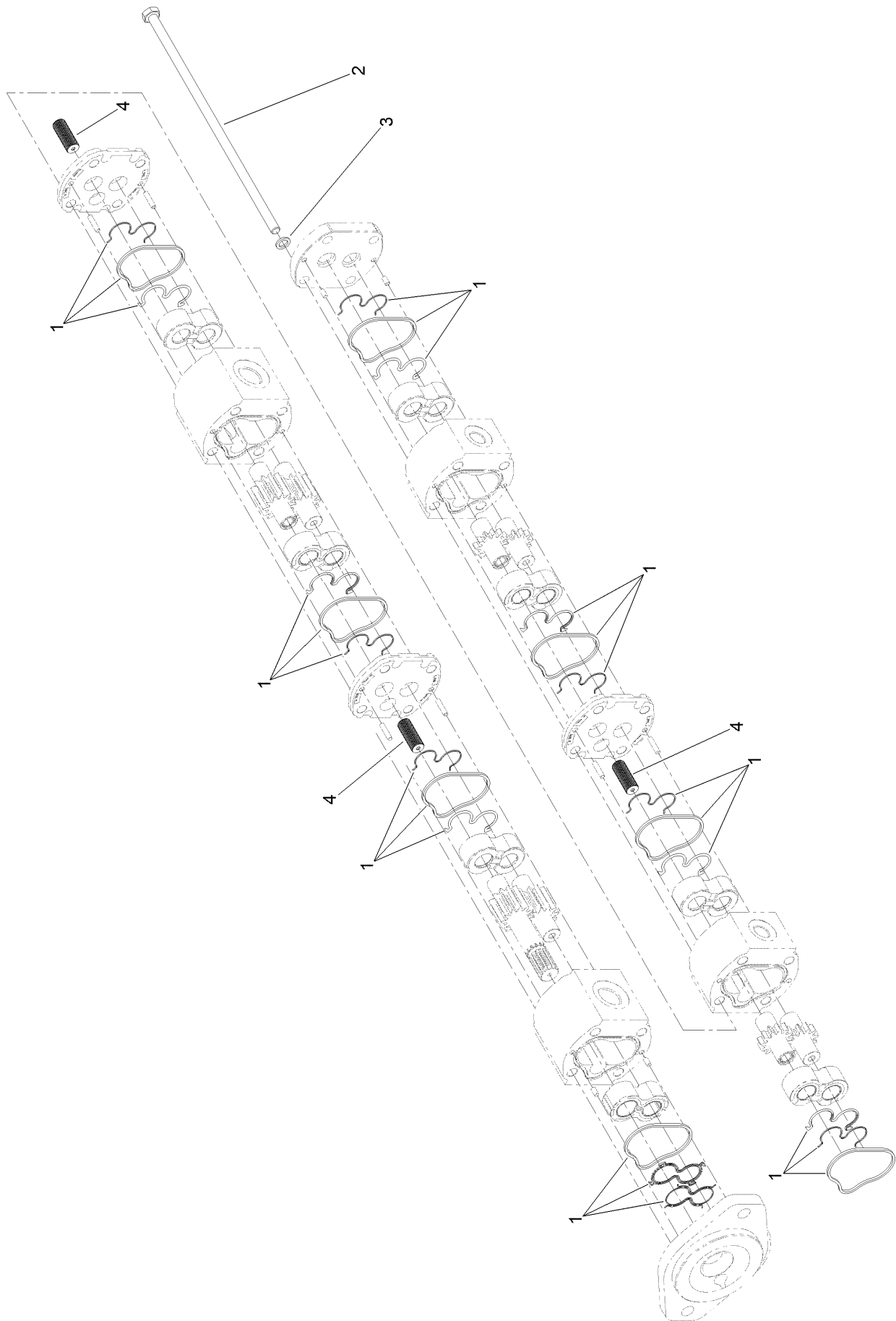
Piston Pump and Gear Pump Assembly



Piston Pump and Gear Pump Assembly (continued)

<i>Ref.</i>	<i>Part Number</i>	<i>Qty.</i>	<i>Description</i>	<i>Ref.</i>	<i>Part Number</i>	<i>Qty.</i>	<i>Description</i>
1	121-1525	2	Screw-HH	12	2412-129	3	Clamp-Hose
2	137-5550	4	Washer-Thrust	13	132-6100	1	Pump-Piston
3	120-8904	1	4-Section Gear Pump ASM	14	121-1647	1	Hose-HYD
4	340-157	2	Fitting-HYD, Tee	15	100-5616	2	Fitting
4:1	237-79	1	O-Ring	17	340-99	1	Fitting-HYD, 90 DEG
4:2	237-30	2	O-Ring	17:1	237-30	1	O-Ring
5	340-9	1	Fitting-STR	17:2	237-42	1	O-Ring
5:1	237-58	1	O-Ring	19	104-3797	2	Fitting-Straight
5:2	237-81	1	O-Ring	19:1	237-146	1	O-Ring
6	86-5480	2	Nipple-Test	19:2	340-65	1	O-Ring
7	340-18	2	Fitting-HYD, 90 DEG	20	99-3017	1	Fitting
7:1	237-79	1	O-Ring	20:1	237-81	1	O-Ring
7:2	237-22	1	O-Ring	21	2412-34	2	Clamp-Hose
8	100-5530	1	Fitting-45 DEG	22	121-1682	1	Fitting-Tee
8:1	237-58	1	O-Ring	22:1	237-101	1	O-Ring
8:2	237-81	1	O-Ring	23	353-988	1	Plug-Hex
9	131-0661	2	Screw-HSH	23:1	237-79	1	O-Ring
10	107-9447	1	O-Ring	24	120-8815	1	Hose-Suction
11	136-4439	1	Fitting-HYD, 90	25	120-9050	1	Hose-HYD
11:1	237-81	1	O-Ring	26	354-79	4	Cap-Dust

4-Section Gear Pump Assembly No. 120-8904

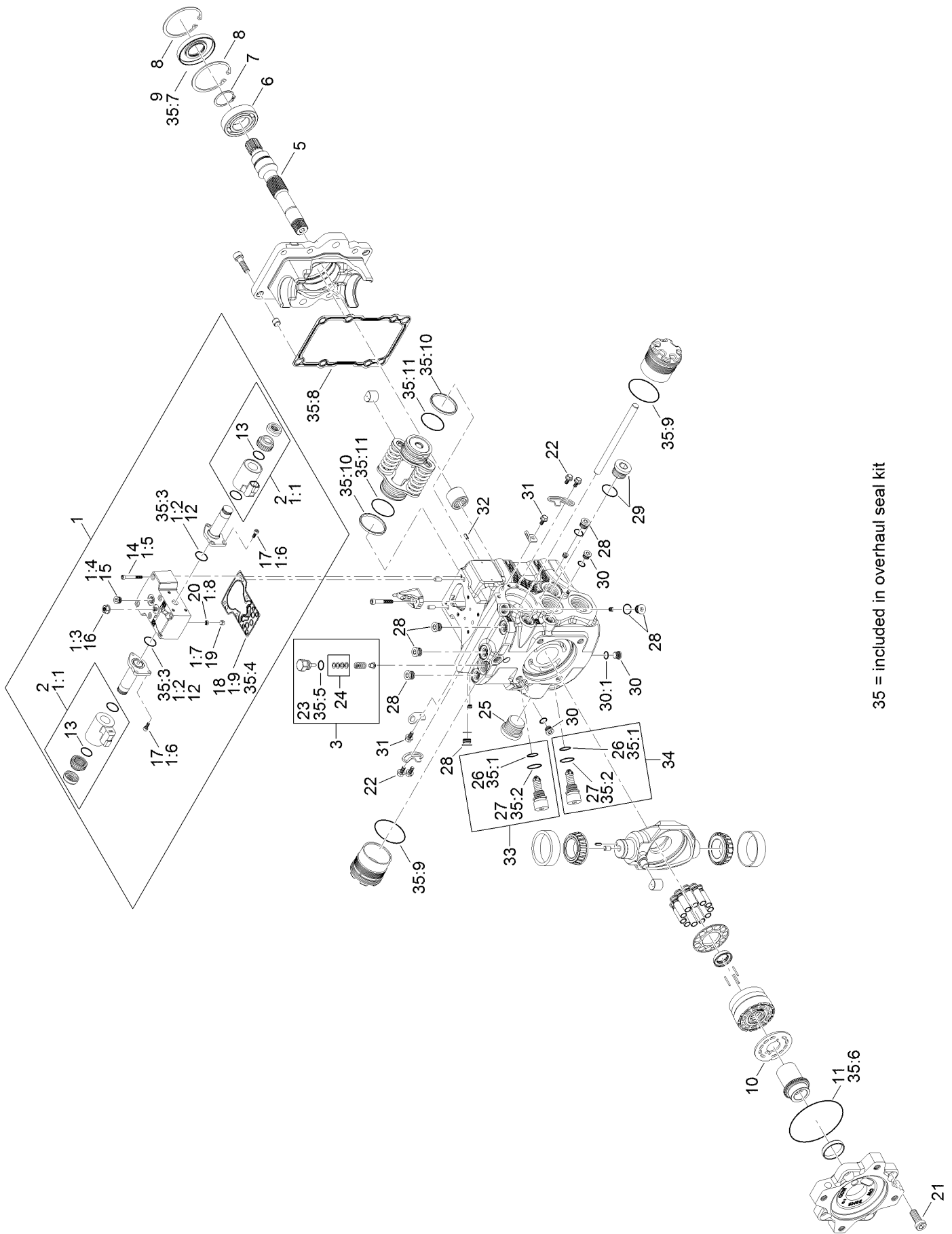


4-Section Gear Pump Assembly No. 120-8904 (continued)

<i>Ref.</i>	<i>Part Number</i>	<i>Qty.</i>	<i>Description</i>
1	115-3776	1	Seal Kit
2	121-1721	4	Bolt

<i>Ref.</i>	<i>Part Number</i>	<i>Qty.</i>	<i>Description</i>
3	121-1722	4	Washer
4	120-6284	3	Hub-Connecting

Hydraulic Pump Assembly No. 132-6100



35 = included in overhaul seal kit

Hydraulic Pump Assembly No. 132-6100 (continued)

<i>Ref.</i>	<i>Part Number</i>	<i>Qty.</i>	<i>Description</i>	<i>Ref.</i>	<i>Part Number</i>	<i>Qty.</i>	<i>Description</i>
1	132-6203	1	Control Kit	21	125-5282	4	Screw
1:1	132-6204	2	Coil Kit	22	125-5270	4	Screw
1:2	125-5288	2	O-Ring	23	125-5298	1	O-Ring
1:3	125-5273	1	Nut-Seal	24	92-1353	1	Shim Kit
1:4	125-5302	1	Plug	25	125-5301	1	Plug
1:5	125-5274	6	Screw	26	75-0240	2	O-Ring
1:6	125-5272	6	Screw	27	84-0560	2	O-Ring
1:7	125-5269	1	Ring-Locking	28	69-3080	6	Plug
1:8	125-5266	1	Screen	29	69-3130	1	Plug
1:9	125-5283	1	Gasket-Control	30	75-0170	3	Plug-Thread, Straight
2	132-6204	2	Coil Kit	30:1	92-8777	1	O-Ring
3	136-4397	1	Charge Relief Kit	31	125-5270	2	Screw
5	136-4399	1	Shaft	32	110-6485	1	Pin-Slotted
6	75-0460	1	Bearing-Ball	33	136-4393	1	Valve-Relief, High Pressure
7	125-5280	1	Ring-Retaining	34	136-4392	1	Valve-Relief, High Pressure
8	131-8616	2	Ring-Retaining	35	132-6205	1	Overhaul Seal Kit
9	127-6214	1	Seal-Lip	35:1	75-0240	2	O-Ring
10	136-4398	1	Valve Plate	35:2	84-0560	2	O-Ring
11	132-6206	1	O-Ring	35:3	125-5288	2	O-Ring
12	125-5288	2	O-Ring	35:4	125-5283	1	Gasket-Control
13	131-7388	2	O-Ring	35:5	125-5298	1	O-Ring
14	125-5274	6	Screw	35:6	132-6206	1	O-Ring
15	125-5302	1	Plug	35:7	127-6214	1	Seal-Lip
16	125-5273	1	Nut-Seal	35:8		1	Gasket ●
17	125-5272	6	Screw	35:9		2	O-Ring ●
18	125-5283	1	Gasket-Control	35:10		2	Piston Ring ●
19	125-5269	1	Ring-Locking	35:11		2	O-Ring ●
20	125-5266	1	Screen				

● Not serviced separately

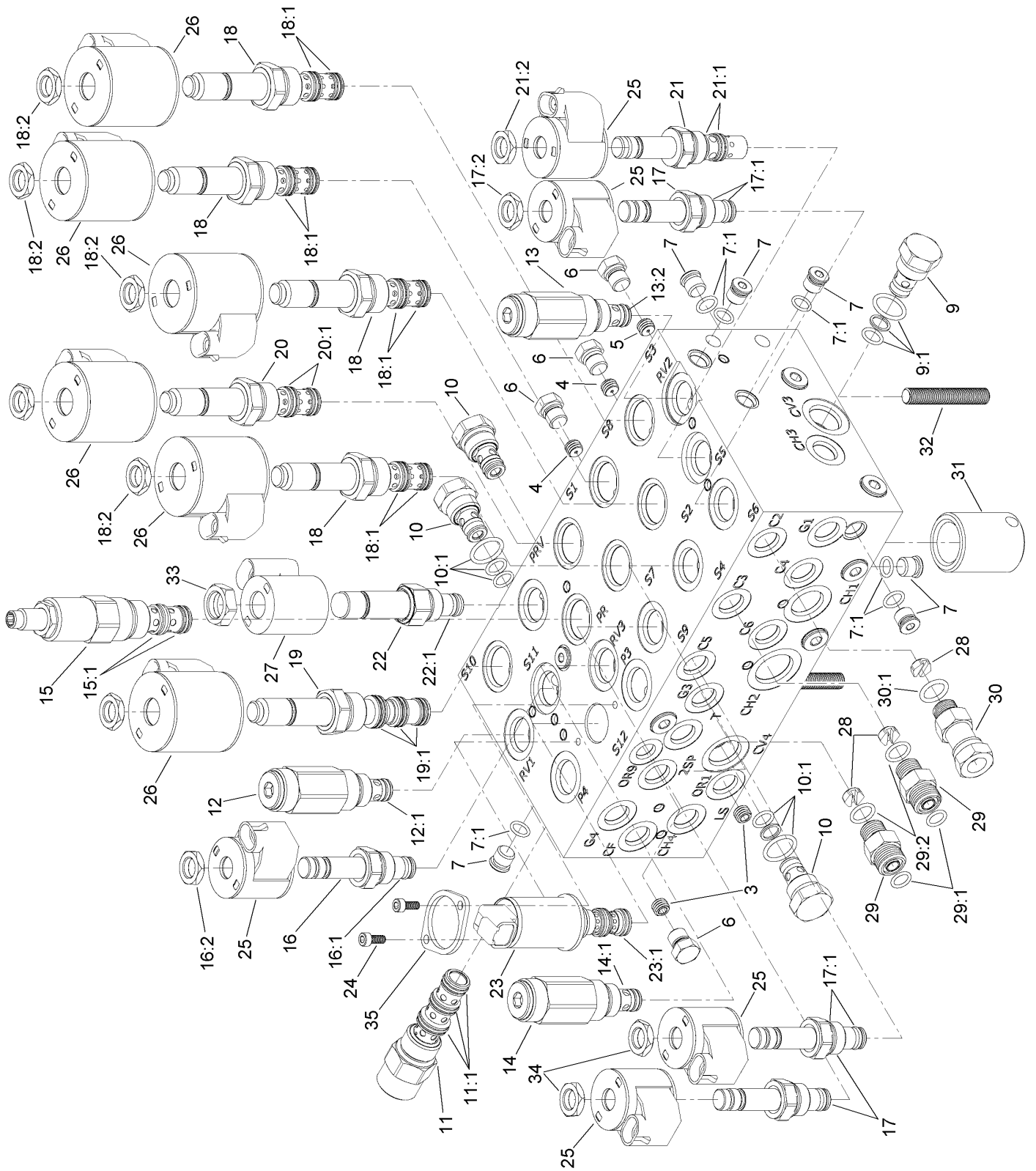
Combination Manifold Assembly



Combination Manifold Assembly (continued)

<i>Ref.</i>	<i>Part Number</i>	<i>Qty.</i>	<i>Description</i>	<i>Ref.</i>	<i>Part Number</i>	<i>Qty.</i>	<i>Description</i>
1	137-5582	1	Manifold-Combination	16:2	237-80	1	O-Ring
2	92-2650	3	Spacer-Clutch	18	340-2	1	Fitting-Straight
3	63-9750	3	Mount	18:1	237-22	1	O-Ring
4	63-8410	3	Washer	18:2	237-42	1	O-Ring
6	75-1310	1	Filter-HYD	19	340-82	1	Fitting-Elbow, 90 DEG
7	3234-1	3	Screw-HHF	19:1	237-42	1	O-Ring
8	121-1542	1	Plate-Mount, Hose	19:2	237-21	1	O-Ring
9	353-508	5	Plug-HH	20	100-4887	1	Fitting-Elbow, 90
9:1	237-42	1	O-Ring	20:1	237-42	1	O-Ring
10	2412-126	1	R-Clamp	21	2412-36	2	Clamp-Hose
11	104-8301	4	Nut-HF, NI	22	119-4854	1	Fitting-STR
12	340-4	4	Fitting-Straight	22:1	237-30	1	O-Ring
12:1	237-30	1	O-Ring	22:2	237-79	1	O-Ring
12:2	237-79	1	O-Ring	23	353-512	1	Plug
13	340-77	2	Fitting-Elbow, 90 DEG	23:1	237-78	1	O-Ring
13:1	237-22	1	O-Ring	24	87-5730	1	Hose
13:2	237-42	1	O-Ring	25	340-1	2	Fitting-Straight
14	86-5480	1	Nipple-Test	25:1	237-21	1	O-Ring
15	354-79	1	Cap-Dust	25:2	237-42	1	O-Ring
16	340-7	1	Fitting-Straight				
16:1	237-65	1	O-Ring				

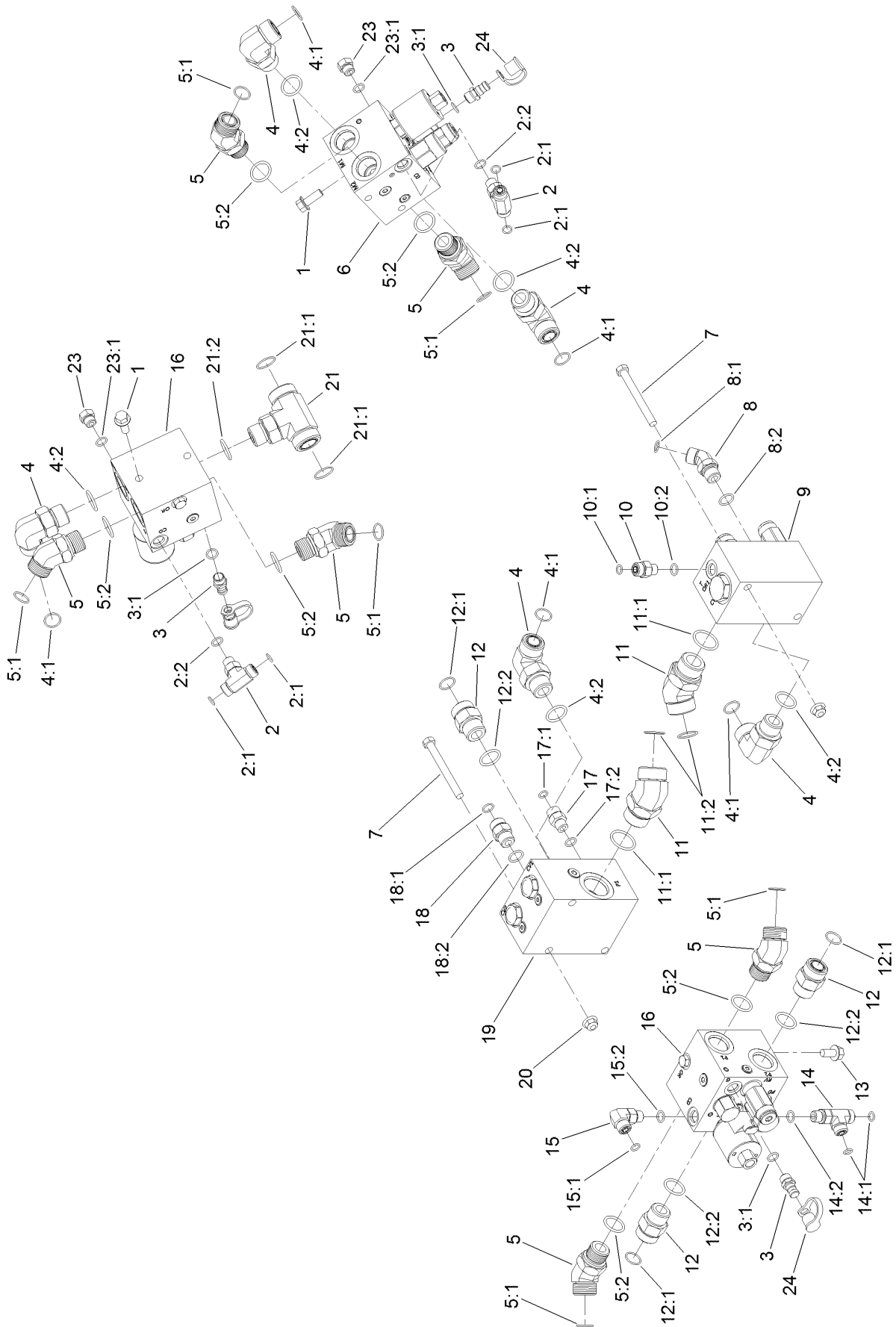
Combination Manifold Assembly No. 137-5582



Combination Manifold Assembly No. 137-5582 (continued)

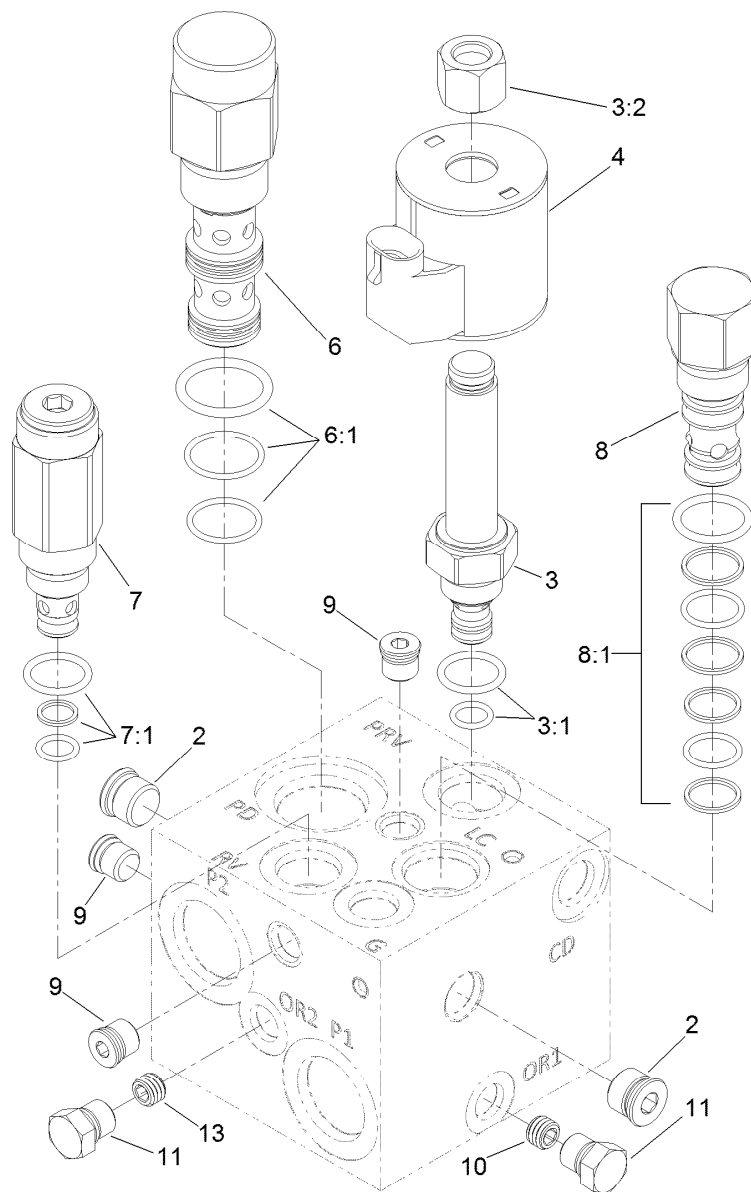
<i>Ref.</i>	<i>Part Number</i>	<i>Qty.</i>	<i>Description</i>	<i>Ref.</i>	<i>Part Number</i>	<i>Qty.</i>	<i>Description</i>
3	136-4363	2	Orifice-0.028	19	115-3023	1	Solenoid Valve ASM
4	112-6538	2	Orifice (.063 Inch)	19:1	110-8908	1	Spool Valve Seal Kit
5	110-8883	1	Plug-Orifice (0.040)	20	125-7556	1	Solenoid Valve ASM
6	117-0115	4	Plug	20:1	107-7813	1	Seal Kit
7	353-990	14	Plug ASM	21	115-5405	1	Solenoid Valve ASM
7:1	237-78	1	O-Ring	21:1	115-5413	1	Seal Kit
9	114-2873	1	Check Valve ASM	21:2	110-2634	1	Nut-Coil
9:1	105-9156	1	Seal Kit	22	125-7555	1	Proportional Relief Valve ASM
10	105-9321	3	Check Valve ASM	22:1	110-6316	1	Seal Kit
10:1	105-9156	1	Seal Kit	23	138-3828	1	Valve-Solenoid, 3 Way 2 Position
11	139-7835	1	Pressure Compensator	23:1	138-3831	1	Seal Kit
11:1	110-8908	1	Spool Valve Seal Kit	24	138-3827	2	Screw
12	125-7560	1	Relief Valve ASM	25	110-0497	5	Coil-Solenoid
12:1	105-9156	1	Seal Kit	26	110-6344	6	Coil-12V, DC
13	105-9844	1	Valve-Relief	27	125-7553	1	E-Coil, 12Vdc
13:2	105-9156	1	Seal Kit	28	125-7552	3	Orifice-Check, .070 DIA
14	125-7558	1	Relief Valve ASM	29	340-2	2	Fitting-Straight
14:1	105-9156	1	Seal Kit	29:1	237-22	1	O-Ring
15	127-3663	1	Valve-Pressure Reducing	29:2	237-42	1	O-Ring
15:1	105-9154	1	Seal Kit	30	104-3779	1	Connector-Swivel, Straight
16	107-7516	1	Solenoid Valve ASM	30:1	237-42	1	O-Ring
16:1	105-9156	1	Seal Kit	31	125-7551	1	Nipple-Filter
16:2	110-2634	1	Nut-Coil	32	130-2661	3	Stud-Manifold
17	112-9206	3	Solenoid Valve ASM	33	125-7550	1	Nut-Coil
17:1	105-9156	1	Seal Kit	34	110-2634	11	Nut-Coil
17:2	110-2634	1	Nut-Coil	35	138-3825	1	Plate-Mounting, Standard
18	115-5400	4	Solenoid Valve ASM				
18:1	107-7813	1	Seal Kit				
18:2	110-2634	1	Nut-Coil				

Manifold Block Assembly



Manifold Block Assembly (continued)

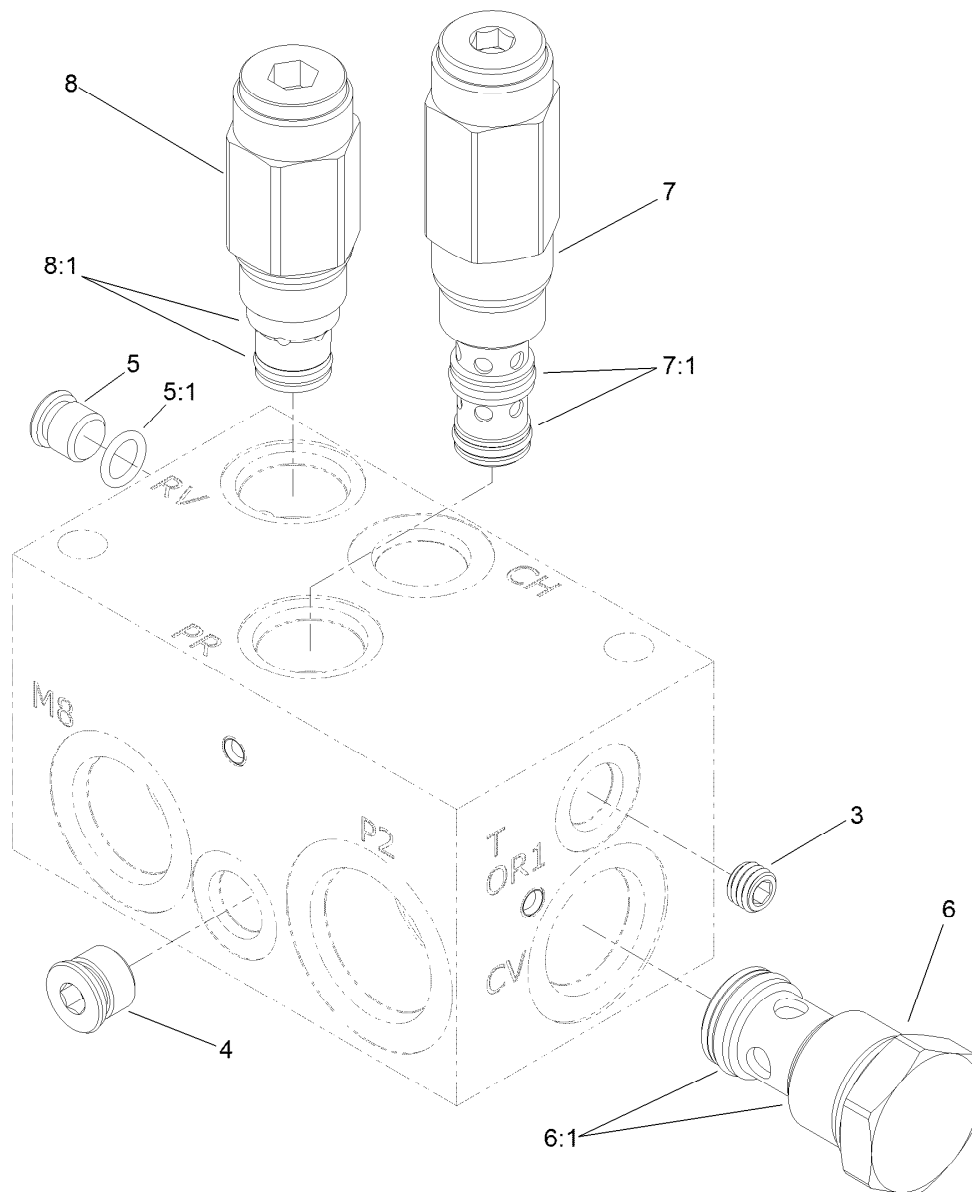
<i>Ref.</i>	<i>Part Number</i>	<i>Qty.</i>	<i>Description</i>	<i>Ref.</i>	<i>Part Number</i>	<i>Qty.</i>	<i>Description</i>
1	3234-11	4	Screw-HHF	12:1	237-58	1	O-Ring
2	340-94	2	Adapter	12:2	237-81	1	O-Ring
2:1	237-22	2	O-Ring	13	3234-1	2	Screw-HHF
2:2	237-42	1	O-Ring	14	340-86	1	Fitting-Tee
3	59-7410	3	Fitting-Diagnostic	14:1	237-22	2	O-Ring
3:1	237-42	1	O-Ring	14:2	237-42	1	O-Ring
4	340-142	5	Fitting-Elbow, 90 DEG	15	340-77	1	Fitting-Elbow, 90 DEG
4:1	237-58	1	O-Ring	15:1	237-22	1	O-Ring
4:2	237-81	1	O-Ring	15:2	237-42	1	O-Ring
5	100-5530	6	Fitting-45 DEG	16	131-1248	2	Center And Right PTO Manifold ASM
5:1	237-58	1	O-Ring	17	92-9258	1	Adapter-Check
5:2	237-81	1	O-Ring	17:1	237-22	1	O-Ring
6	131-1249	1	Manifold-PTO, Left	17:2	237-42	1	O-Ring
7	323-42	4	Screw-HH	18	100-4890	1	Fitting-Check
8	340-101	1	Fitting-HYD, 45 DEG	18:1	237-79	1	O-Ring
8:1	237-30	1	O-Ring	18:2	237-30	1	O-Ring
8:2	237-79	1	O-Ring	19	121-1550	1	Flow Divider Manifold ASM
9	121-1530	1	Manifold-Traction, Rear	20	104-8301	4	Nut-HF, NI
10	340-2	1	Fitting-Straight	21	120-8825	1	Fitting-Tee
10:1	237-22	1	O-Ring	21:1	340-65	2	O-Ring
10:2	237-42	1	O-Ring	21:2	237-81	1	O-Ring
11	104-3509	2	Fitting-HYD, 45 DEG	23	353-508	2	Plug-HH
11:1	237-146	1	O-Ring	23:1	237-42	1	O-Ring
11:2	340-65	1	O-Ring	24	354-79	3	Cap-Dust
12	340-9	3	Fitting-STR				



Left PTO Manifold Assembly No. 131-1249

Ref.	Part Number	Qty.	Description
2	112-9213	2	Plug
3	117-0227	1	Valve-Relief, Proportional
3:1	105-9156	1	Seal Kit
3:2	130-8180	1	Nut-Coil
4	110-6344	1	Coil-12V, DC
6	125-4327	1	Valve-Directional, Pilot
6:1	114-5515	1	Seal Kit
7	114-5512	1	Valve-Relief, 600 PSI
7:1	105-9156	1	Seal Kit
8	105-9153	1	Element-Logic, Vented
8:1	119-2159	1	Seal Kit ●
9	112-9212	3	Plug
10	117-8315	1	Orifice (.025 Inch)
11	117-0115	2	Plug
13	112-6538	1	Orifice (.063 Inch)

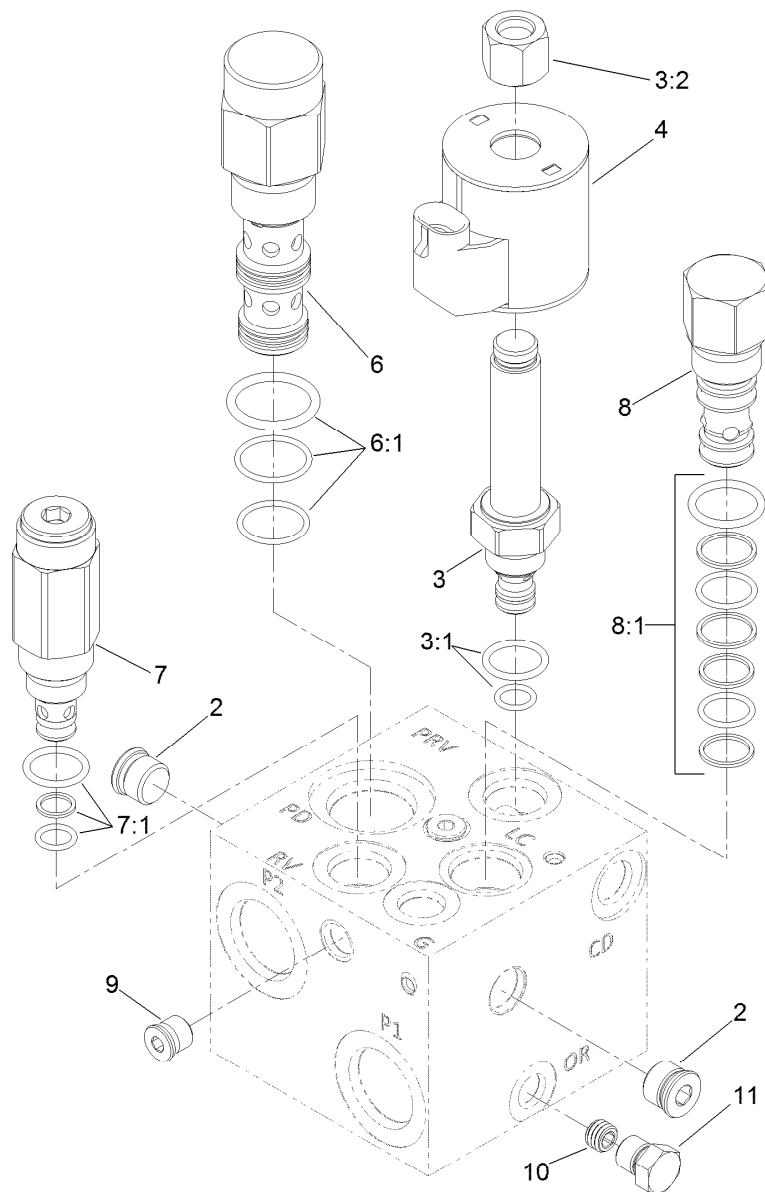
● Not illustrated



Rear Traction Manifold Assembly No. 121-1530

Ref.	Part Number	Qty.	Description
3	110-0495	1	Plug-Orifice (0.050 Inch)
4		1	Plug ●
5	353-990	1	Plug ASM
5:1	237-78	1	O-Ring
6	125-4328	1	Valve-Check
6:1	125-4336	1	Seal Kit
7	136-4362	1	Valve-Reducing
7:1	136-4361	1	Seal Kit
8	125-4331	1	Valve-Relief
8:1	110-6316	1	Seal Kit

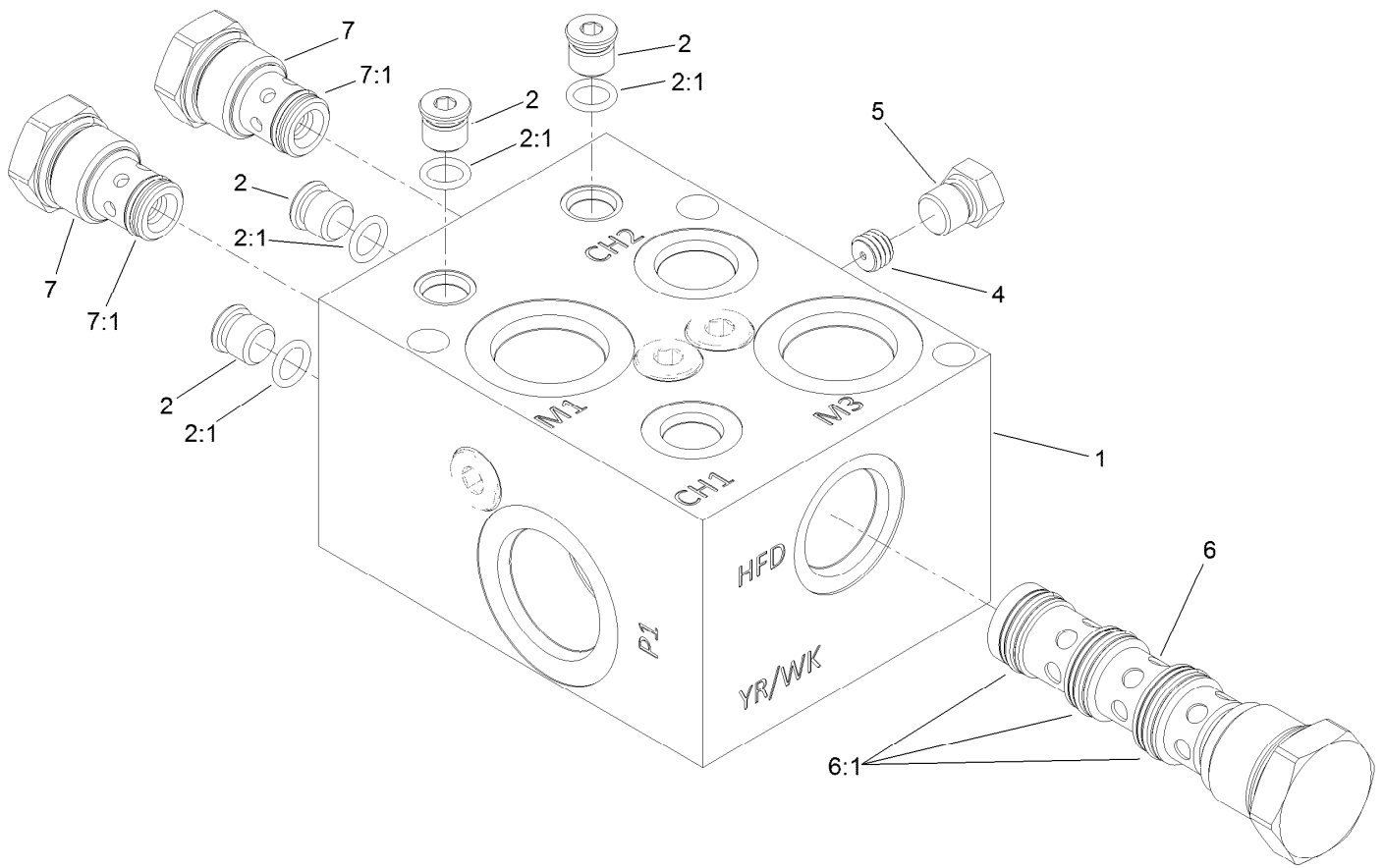
● Not serviced separately



Center and Right PTO Manifold Assembly No. 131-1248

Ref.	Part Number	Qty.	Description
2	112-9213	2	Plug
3	117-0227	1	Valve-Relief, Proportional
3:1	105-9156	1	Seal Kit
3:2	130-8180	1	Nut-Coil (9/16-24 Unef-2B)
4	110-6344	1	Coil-12V, DC
6	125-4327	1	Valve-Directional, Pilot
6:1	114-5515	1	Seal Kit
7	114-5512	1	Valve-Relief, 600 PSI
7:1	105-9156	1	Seal Kit
8	105-9153	1	Element-Logic, Vented
8:1	119-2159	1	Seal Kit ●
9	112-9212	3	Plug
10	117-8315	1	Orifice (.025 Inch)
11	117-0115	1	Plug

● Not illustrated

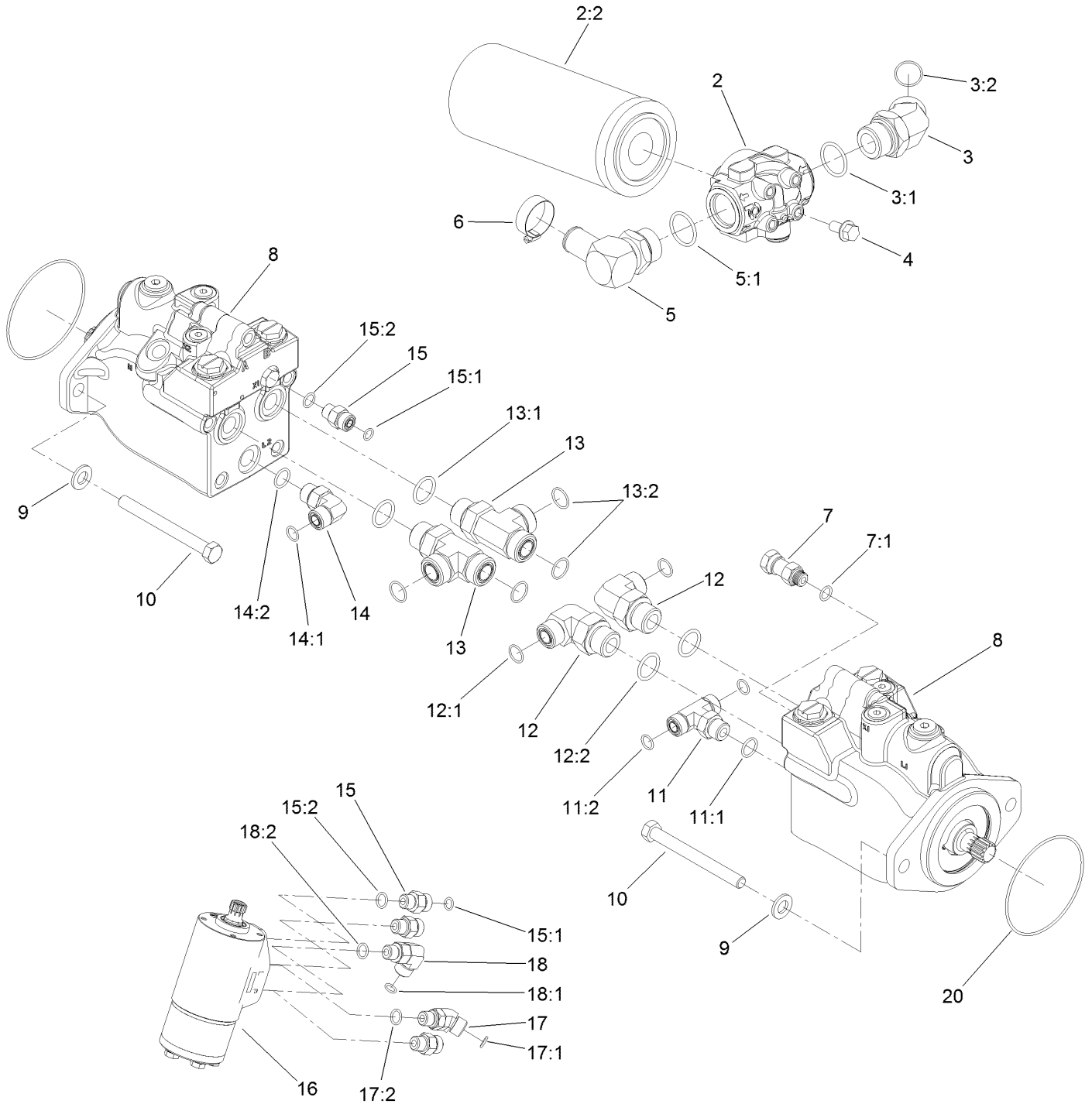


Flow Divider Manifold Assembly No. 121-1550

<i>Ref.</i>	<i>Part Number</i>	<i>Qty.</i>	<i>Description</i>
1		1	Manifold Block ●
2	353-990	4	Plug ASM
2:1	237-78	1	O-Ring
4	112-6538	1	Orifice (.063 Inch)
5	117-0115	1	Plug
6	125-4332	1	Valve-Flow Divider
6:1	125-4338	1	Seal Kit
7	125-4333	2	Valve-Check
7:1	125-4337	1	Seal Kit

● Not serviced separately

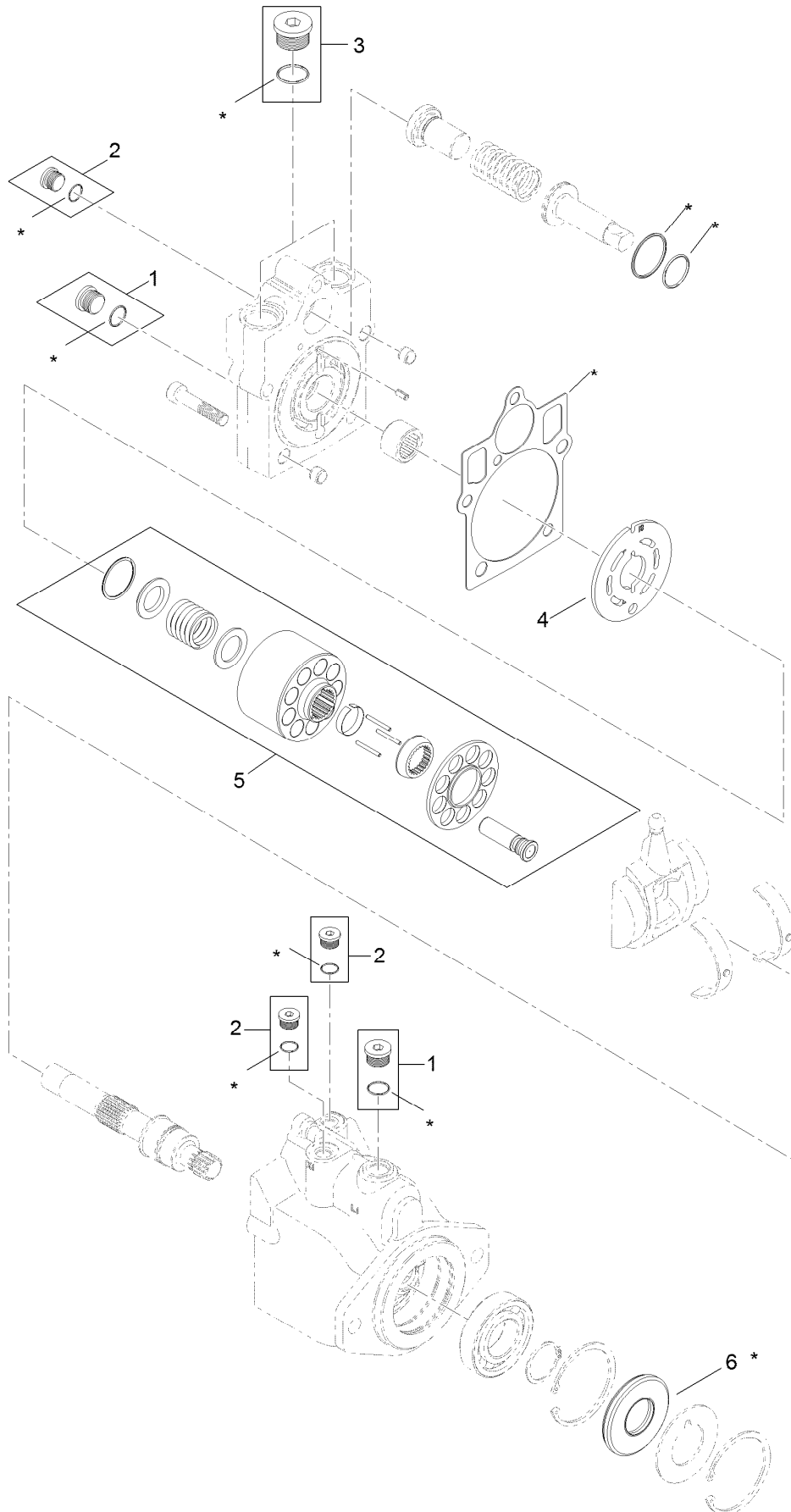
Drive Motor, Steer Valve and Filter Head Assembly



Drive Motor, Steer Valve and Filter Head Assembly (continued)

<i>Ref.</i>	<i>Part Number</i>	<i>Qty.</i>	<i>Description</i>	<i>Ref.</i>	<i>Part Number</i>	<i>Qty.</i>	<i>Description</i>
2	139-1010	1	Filter Head ASM	12:2	237-65	1	O-Ring
2:2	94-2621	1	Element-Filter	13	340-148	2	Fitting-Tee
3	104-3509	1	Fitting-HYD, 45 DEG	13:1	237-81	1	O-Ring
3:1	237-146	1	O-Ring	13:2	237-58	2	O-Ring
3:2	340-65	1	O-Ring	14	340-98	1	Fitting-Elbow, 90 DEG
4	3234-1	4	Screw-HHF	14:1	237-79	1	O-Ring
5	23-8910	1	Stem-Barb-90	14:2	237-30	1	O-Ring
5:1	237-146	1	O-Ring	15	340-2	4	Fitting-Straight
6	2412-34	1	Clamp-Hose	15:1	237-22	1	O-Ring
7	104-3779	1	Connector-Swivel, Straight	15:2	237-42	1	O-Ring
7:1	237-42	1	O-Ring	16	132-6256	1	Valve-Steer
8	120-8812	2	HYD Motor ASM	17	340-87	1	Fitting-Elbow, 45 DEG
9	106-9888	4	Washer-Flat	17:1	237-22	1	O-Ring
10	33116-110	4	Screw-HH	17:2	237-42	1	O-Ring
11	340-157	1	Fitting-HYD, Tee	18	340-77	1	Fitting-Elbow, 90 DEG
11:1	237-79	1	O-Ring	18:1	237-22	1	O-Ring
11:2	237-30	2	O-Ring	18:2	237-42	1	O-Ring
12	340-139	2	Fitting-Elbow 90	20	237-166	2	O-Ring
12:1	237-81	1	O-Ring				

Hydraulic Motor Assembly No. 120-8812



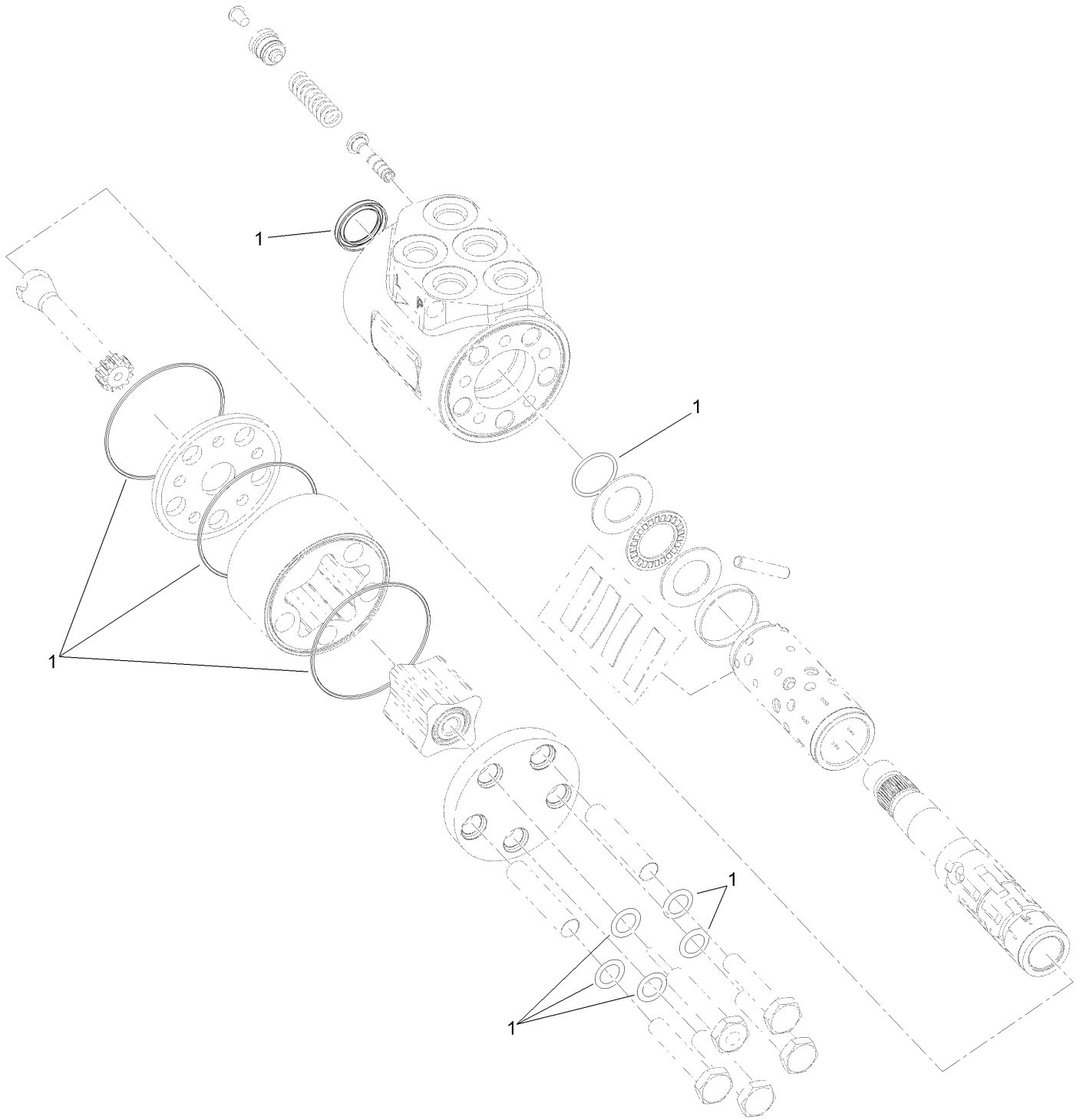
7 = all items with * are included in overhaul seal kit

Hydraulic Motor Assembly No. 120-8812 (continued)

<i>Ref.</i>	<i>Part Number</i>	<i>Qty.</i>	<i>Description</i>
1	67-9090	2	Plug
2	75-0070	3	Plug
3	107-4352	1	Plug
4	121-1734	1	Plate-Valve

<i>Ref.</i>	<i>Part Number</i>	<i>Qty.</i>	<i>Description</i>
5	121-1735	1	Cylinder Block Kit
6	69-3190	1	Seal-Lip
7	121-1736	1	Overhaul Seal Kit

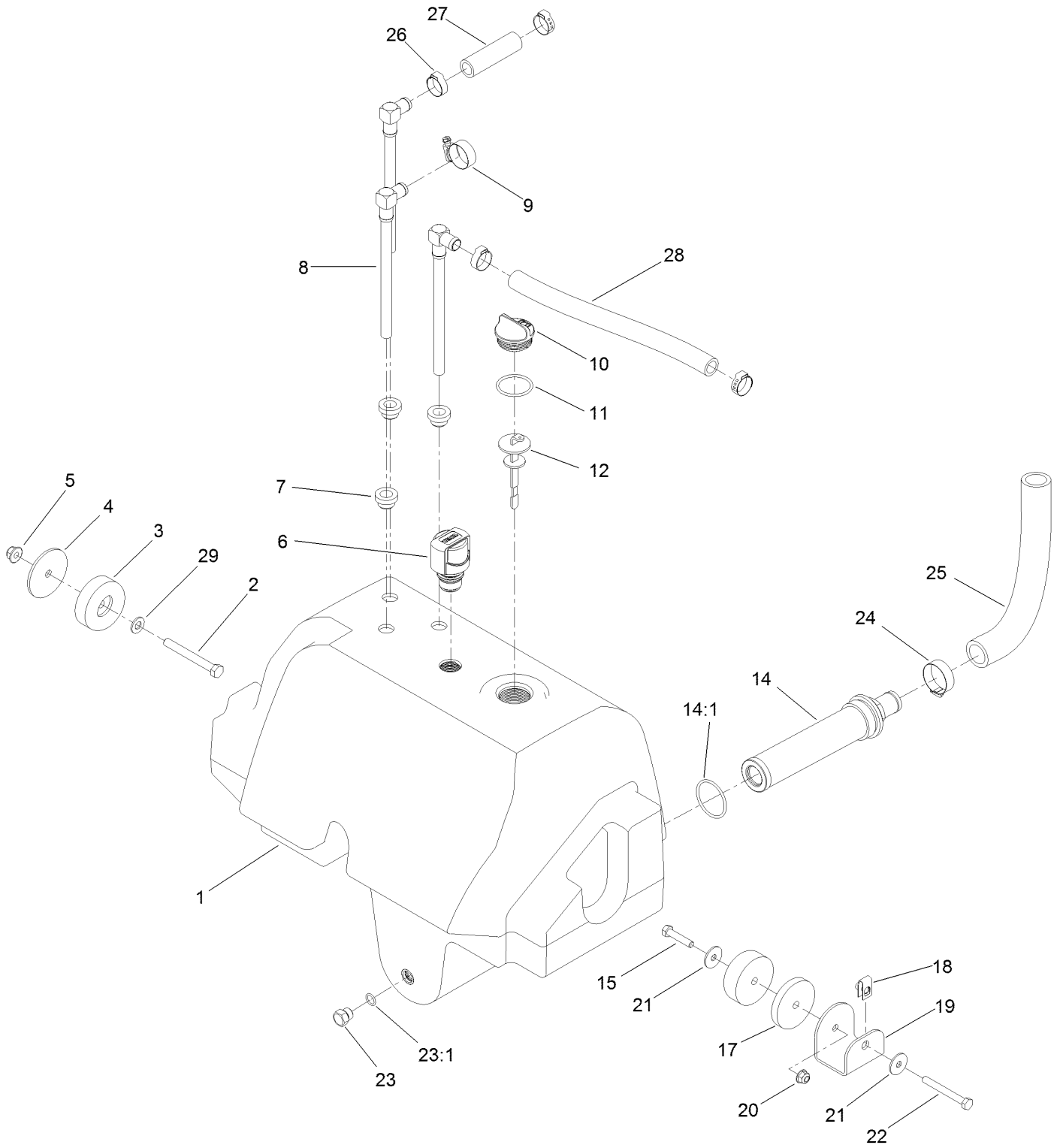
Steering Valve Assembly No. 132-6256



Steering Valve Assembly No. 132-6256 (continued)

<i>Ref.</i>	<i>Part Number</i>	<i>Qty.</i>	<i>Description</i>
1	106-6716	1	Seal Kit

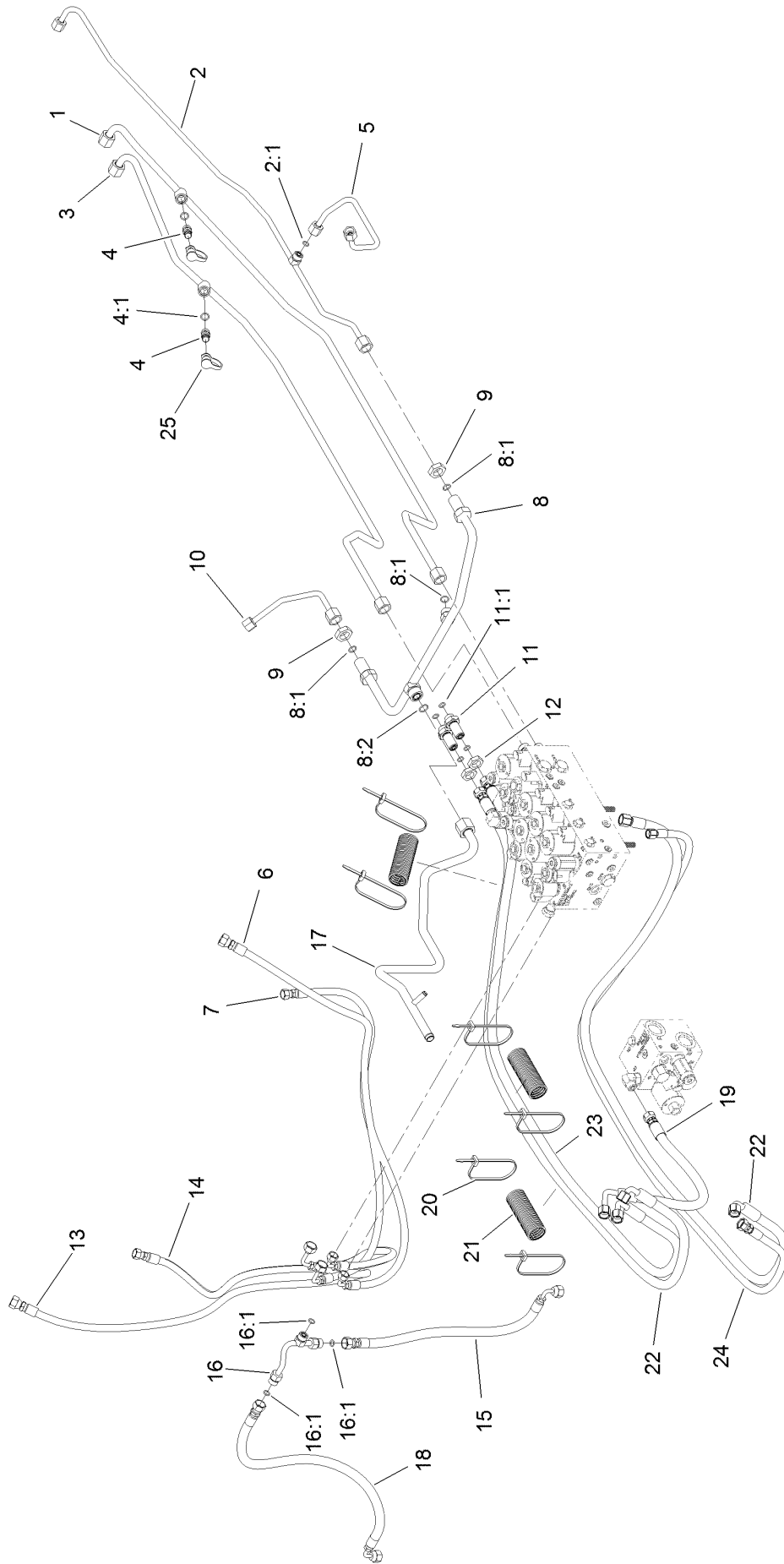
Hydraulic Reservoir Assembly



Hydraulic Reservoir Assembly (continued)

<i>Ref.</i>	<i>Part Number</i>	<i>Qty.</i>	<i>Description</i>	<i>Ref.</i>	<i>Part Number</i>	<i>Qty.</i>	<i>Description</i>
1	144-4153	1	Reservoir-Hydraulic	17	121-1533	1	Spacer-Thick
2	323-20	1	Screw-HH	18	115-7721	1	Nut-Clip, U
3	108-1605	2	Bumper-Recess	19	121-1557-0P	1	Mount-Tank
4	121-1456	1	Spacer-Thin	20	104-8300	1	Nut-HF, NI
5	104-8301	1	Nut-HF, NI	21	3256-82	2	Washer-Flat
6	115-9793	1	Breather	22	322-13	1	Screw-HH
7	104-0790	3	Bushing	23	353-508	1	Plug-HH
8	114-0002	3	Pipe-Stand	23:1	237-42	1	O-Ring
9	2412-129	1	Clamp-Hose	24	2412-34	1	Clamp-Hose
10	93-7498	1	Plug-Plastic	25	120-8810	1	Hose-Strainer
11	237-101	1	O-Ring	26	115-5436	4	Clamp-Hose, Crimp
12	112-6365	1	Dipstick	27	114-4920	1	Hose
14	104-7546	1	Tank Strainer ASM	28	121-1521	1	Hose
14:1	340-136	1	O-Ring	29	3256-24	1	Washer-Plain
15	322-7	1	Screw-HH				

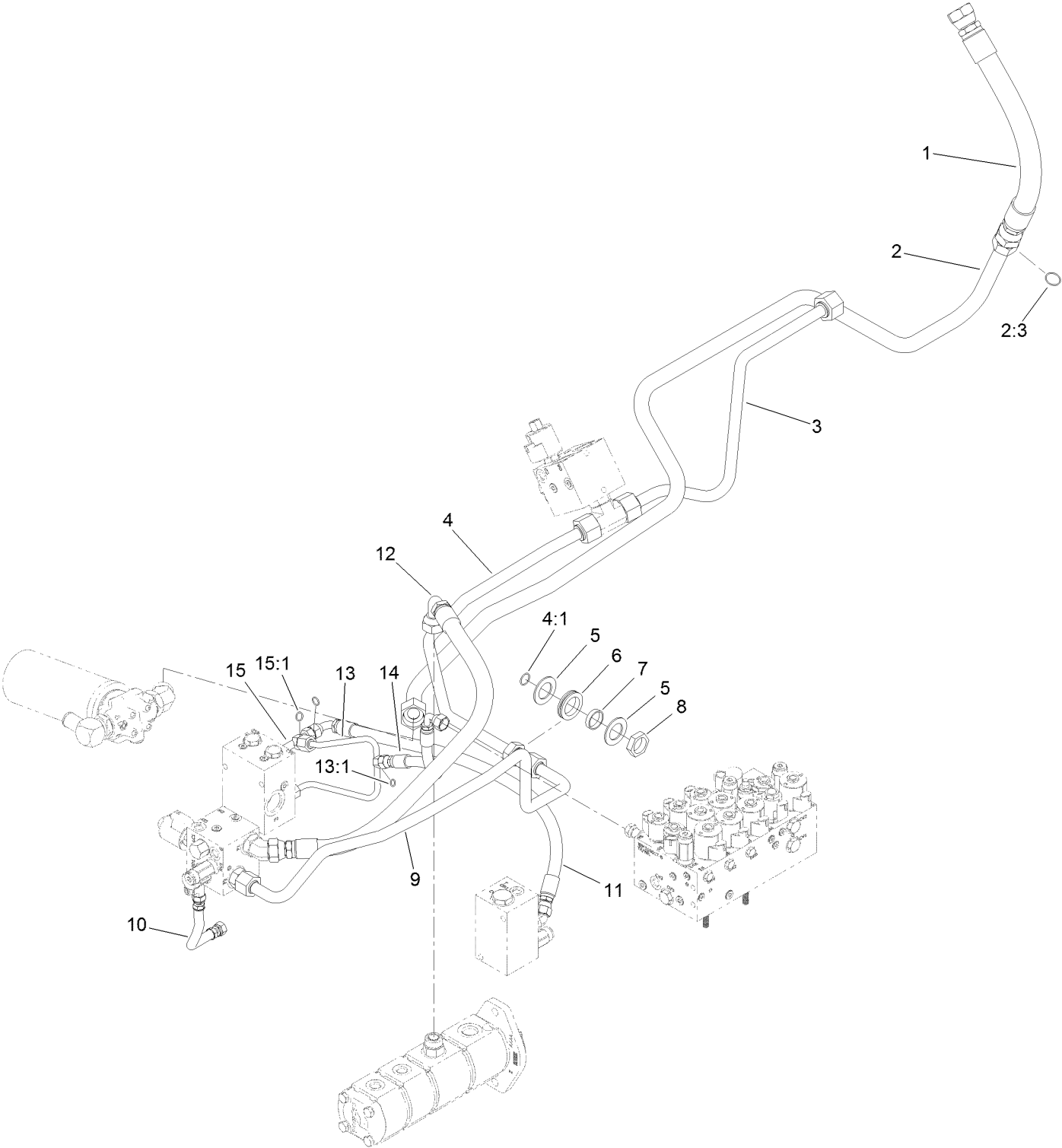
Lift, Steer and Fan Hydraulic Assembly



Lift, Steer and Fan Hydraulic Assembly (continued)

<i>Ref.</i>	<i>Part Number</i>	<i>Qty.</i>	<i>Description</i>	<i>Ref.</i>	<i>Part Number</i>	<i>Qty.</i>	<i>Description</i>
1	120-9074	1	Tube-Fan	12	340-70	2	Nut-Lock
2	120-8966	1	Tube-Drain, Fan	13	127-3736	1	Hose-HYD
2:1	237-22	1	O-Ring	14	100-3833	1	Hose-HYD
3	120-9075	1	Tube-Fan	15	121-1567	1	Hose-HYD
4	59-7410	2	Fitting-Diagnostic	16	121-1565	1	Tube-Tee
4:1	237-42	1	O-Ring	16:1	237-22	3	O-Ring
5	132-6145	1	Tube-HYD	17	121-1510	1	Tube-HYD
6	127-3737	1	Hose-HYD	18	121-1566	1	Hose-HYD
7	127-3738	1	Hose-HYD	19	139-0950	1	Hose ASM
8	121-1509	1	Tube-HYD	20	3290-378	7	Tie-Cable
8:1	237-30	3	O-Ring	21	121-1544	3	Cover-Hose
8:2	237-65	1	O-Ring	22	137-5575	2	Hose ASM
9	340-127	2	Nut-Bulkhead	23	137-5577	1	Hose ASM
10	132-6146	1	Tube-HYD	24	137-5576	1	Hose ASM
11	340-71	2	Fitting-Straight, Bulkhead	25	354-79	2	Cap-Dust
11:1	237-22	2	O-Ring				

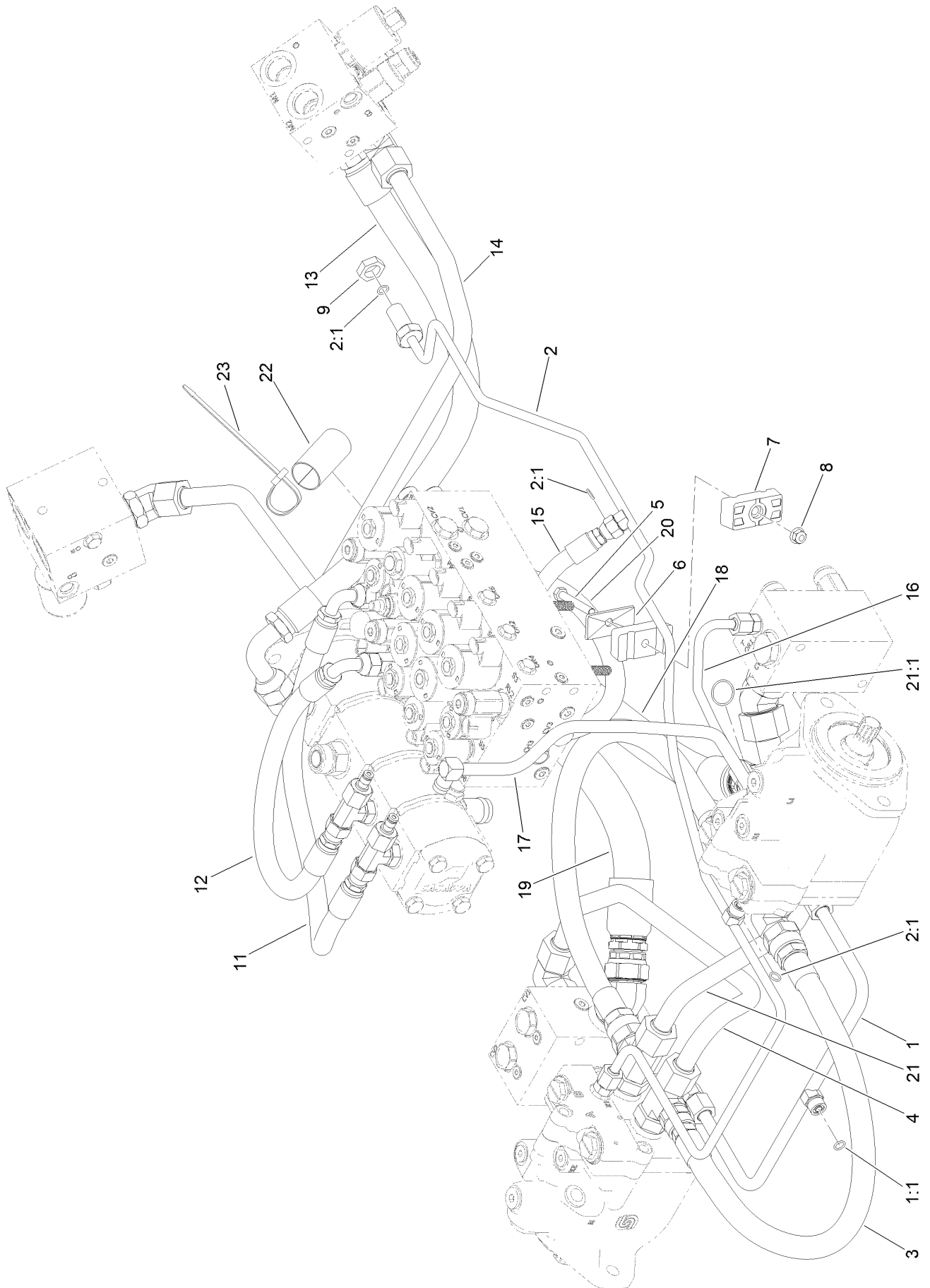
Oil Cooler Hydraulic Assembly



Oil Cooler Hydraulic Assembly (continued)

<i>Ref.</i>	<i>Part Number</i>	<i>Qty.</i>	<i>Description</i>	<i>Ref.</i>	<i>Part Number</i>	<i>Qty.</i>	<i>Description</i>
1	120-9060	1	Hose-HYD	9	120-8838	1	Tube-PTO, Front Return
2	121-1612	1	Tube ASM	10	121-1572	1	Hose-HYD
2:3	340-65	1	O-Ring	11	121-1559	1	Hose-HYD
3	121-1626	1	Tube-HYD	12	115-4384	1	Hose-HYD
4	121-1507	1	Tube ASM	13	121-1584	1	Tube-HYD
4:1	237-58	1	O-Ring	13:1	237-22	1	O-Ring
5	69-8910	2	Washer	14	121-1583	1	Hose-HYD
6	240-7	1	Grommet-Rubber	15	121-1558	1	Fitting-Tee
7	69-8900	1	Spacer	15:1	237-30	2	O-Ring
8	340-126	1	Nut-Bulkhead				

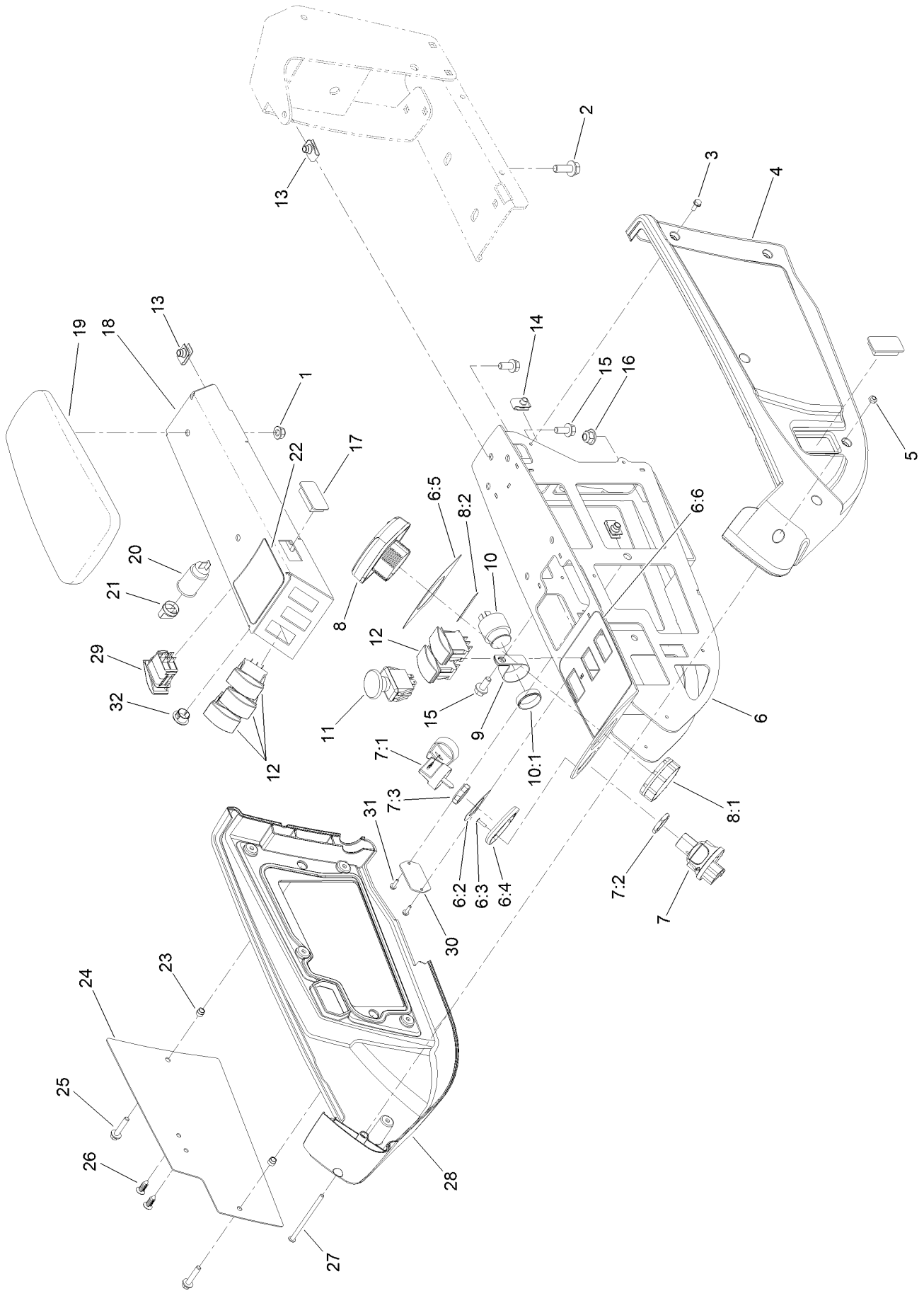
Traction Hydraulic Assembly



Traction Hydraulic Assembly (continued)

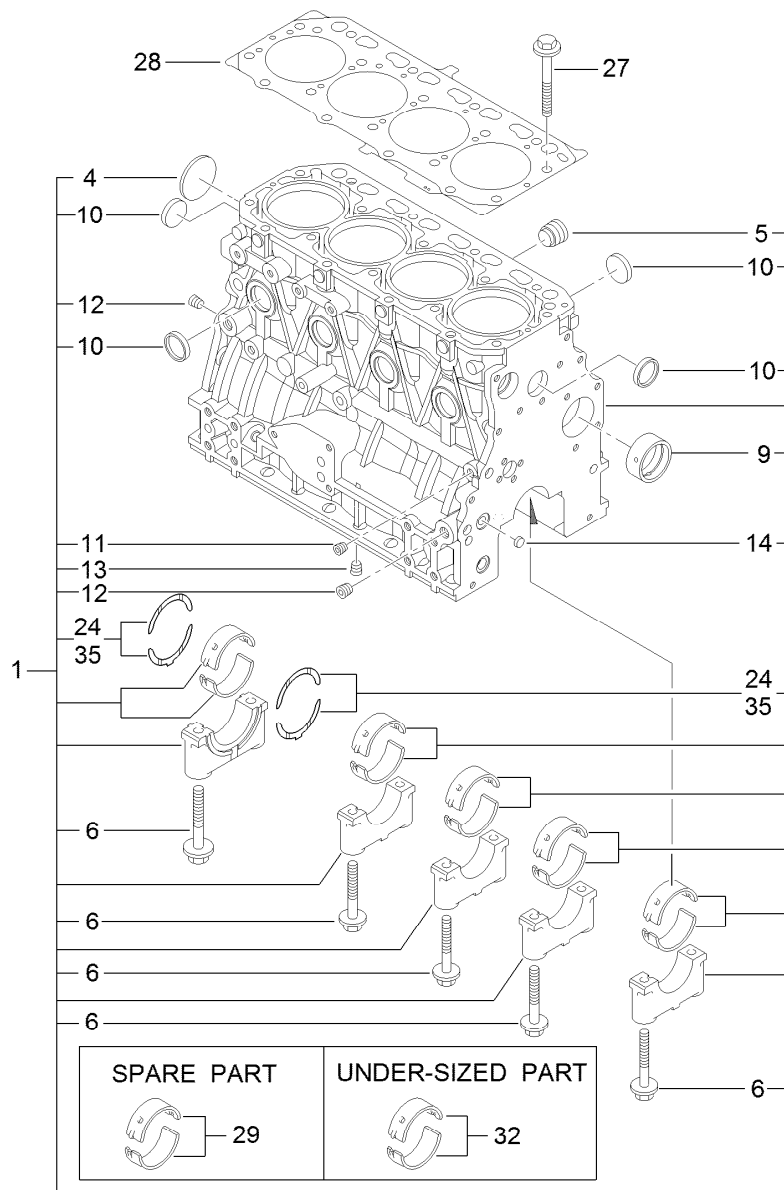
<i>Ref.</i>	<i>Part Number</i>	<i>Qty.</i>	<i>Description</i>	<i>Ref.</i>	<i>Part Number</i>	<i>Qty.</i>	<i>Description</i>
1	120-9080	1	Tube ASM	13	115-4384	1	Hose-HYD
1:1	237-22	1	O-Ring	14	120-8834	1	Tube-PTO, LH To RH
2	121-1552	1	Tube ASM	15	104-2234	1	Hose-HYD
2:1	237-22	3	O-Ring	16	121-1480	1	Tube-HYD
3	145-8387	2	HYD Hose ASM	17	120-8961	1	Tube-Return, Front
4	121-1546	1	Tube-HYD	18	132-6142	1	Hose-HYD
5	322-11	1	Screw-HH	19	132-6141	1	Hose-HYD
6	69-9761	1	Plate-Cover	20	132-6241	1	Hose-HYD
7	120-3200	2	Clamp-Tube	21	121-1581	1	Tube-Tee
8	104-8300	1	Nut-HF, NI	21:1	340-65	1	O-Ring
9	340-70	1	Nut-Lock	22	AU112950	1	Protector-Hose
11	104-2807	1	Hose-HYD	23	3290-378	3	Tie-Cable
12	104-4584	1	Hose-HYD				

Armrest Control Panel Assembly



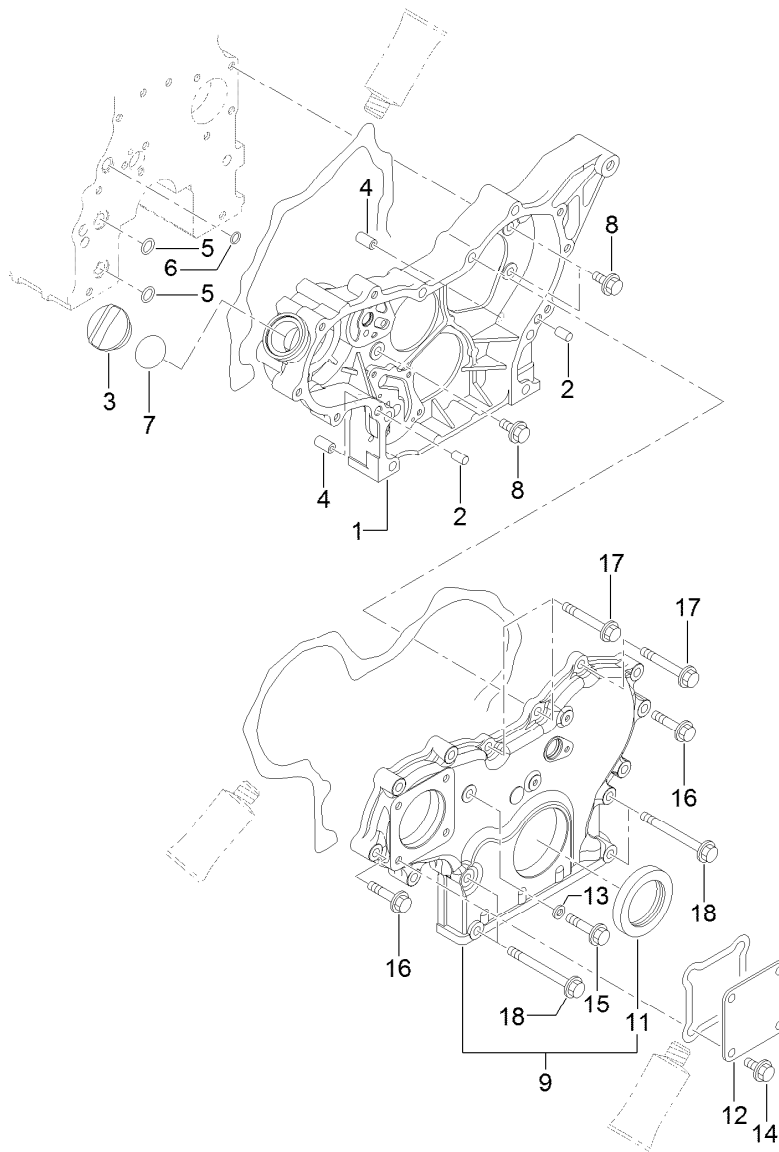
Armrest Control Panel Assembly (continued)

<i>Ref.</i>	<i>Part Number</i>	<i>Qty.</i>	<i>Description</i>	<i>Ref.</i>	<i>Part Number</i>	<i>Qty.</i>	<i>Description</i>
1	104-8300	2	Nut-HF, NI	12	100-1535	5	Switch-Rocker, (On)-Off-(On)
2	3234-42	2	Screw-HHF	13	94-2413	6	Nut-U
3	32144-112	10	Screw-HWH	14	107069	2	Clip
4	108-7604	1	Cover-LH	15	3234-5	6	Screw-HHF
5	3296-12	1	Nut-Lock, NI	16	104-8301	2	Nut-HF, NI
6	120-4155	1	Panel ASM	17	99-7420	2	Plug-Hole
6:2	121-3884	1	Decal-Console, Upper	18	136-4389-03	1	Panel-Control
6:3	3269-17	2	Rivet-Pop	19	108-7602	1	Rest-Arm
6:4	121-3889	1	Step-Elevated, Switch	20	99-7411	1	Point-Power
6:5	121-3887	1	Decal-Console, Display	21	99-7416	1	Cap
6:6	120-4159	1	Decal-Console, Lower	22	127-3700	1	Decal-Lift
7	121-5159	1	Switch-Ignition	23	110-0542	2	Spacer-Flange
7:1	121-5160	1	Nut-Hex	24	115-8849-03	1	Plate-Cover
7:2	122-2704	1	Nut-Face, M22 (Plastic)	25	3234-21	2	Screw-HHF
7:3	121-5162	1	Set-Key, Ignition	26	114-4899	2	Rivet-Push
8	120-6310	1	LCD Display ASM	27	3250-22	1	Screw-PPH
8:1	120-4630	1	Nut-Display	28	108-7605	1	Cover-RH
8:2	120-6311	1	Decal-Display	29	114-3329	1	Switch-Rocker
9	2412-74	1	R-Clamp	30	121-1630	1	Plate-Cover
10	80-9330	1	Audio Alarm ASM	31	32144-18	2	Screw-HWH
10:1	104-5107	1	Nut-Plastic, Knurled	32	94-5627	1	Plug
11	93-9999	1	Switch-PTO				



Cylinder Block Assembly

<i>Ref.</i>	<i>Part Number</i>	<i>Qty.</i>	<i>Description</i>	<i>Ref.</i>	<i>Part Number</i>	<i>Qty.</i>	<i>Description</i>
1	127-3127	1	Cylinder Block ASM	13	125-6973	1	Plug
4	125-6980	1	Plug	14	125-7237	1	Plug
5	125-7170	1	Plug	24	125-7010	2	Metal-Thrust
6	125-7007	10	Bolt	27	125-7006	18	Bolt
9	125-7108	1	Bushing	28	127-3126	1	Gasket-Head, Cylinder
10	125-7239	8	Plug	29	125-6981	5	Metal-Main
11	125-6969	1	Plug	32	125-7009	5	Metal-Main (0.25)
12	125-6973	2	Plug	35	125-7011	1	Metal-Thrust (0.25)

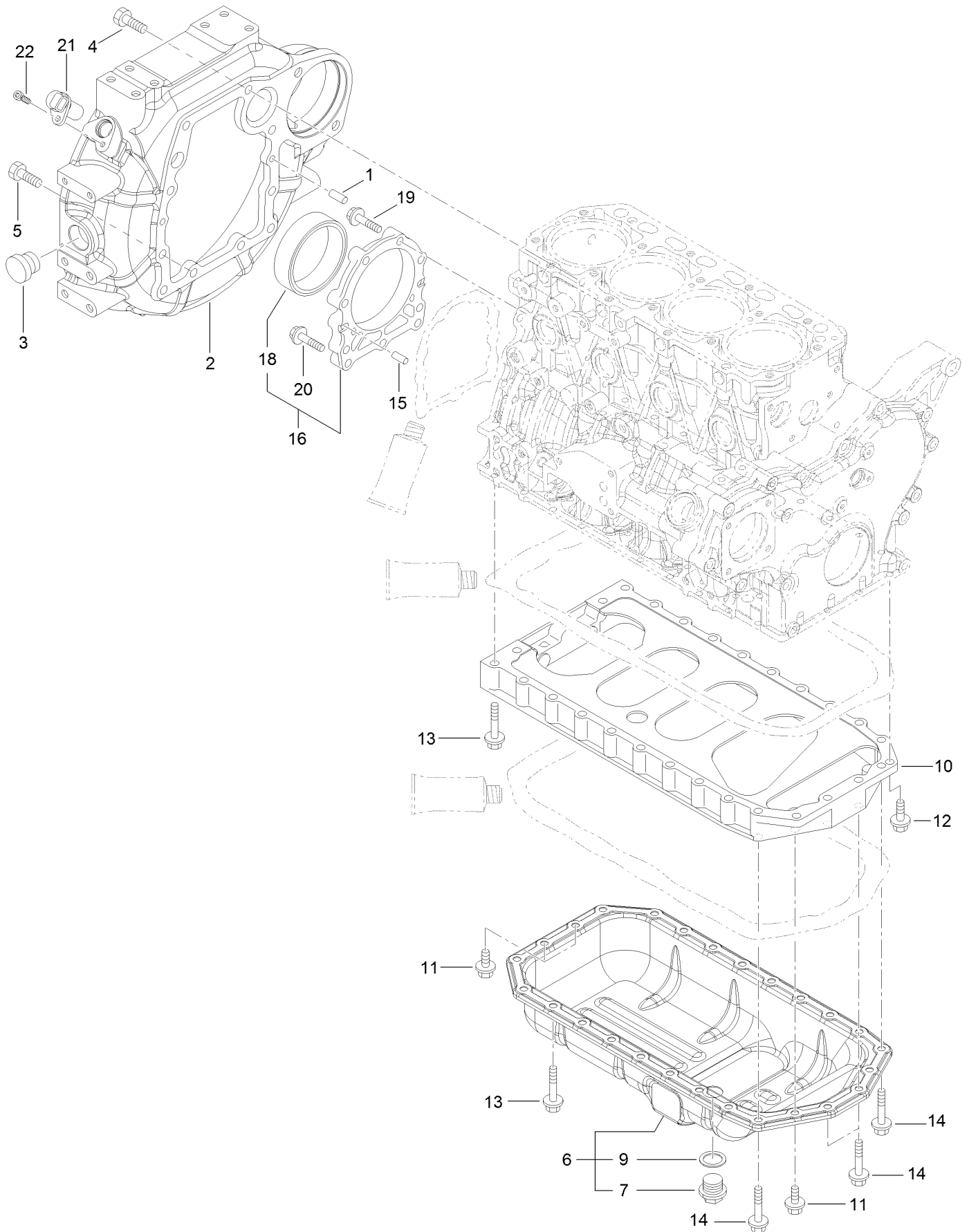


Gear Housing Assembly

<i>Ref.</i>	<i>Part Number</i>	<i>Qty.</i>	<i>Description</i>
1	127-3023	1	Case-Gear
2	125-6995	2	Pin
3	125-6972	1	Cover-Filler
4	125-7107	2	Pipe
5	125-6909	2	O-Ring
6	127-2973	1	O-Ring
7	125-7197	1	O-Ring
8	125-7214	3	Bolt
9	127-3024	1	Gearcase Cover ASM

<i>Ref.</i>	<i>Part Number</i>	<i>Qty.</i>	<i>Description</i>
11	125-6944	1	Seal-Oil
12	125-6977	1	Cover
13	125-7174	1	Washer-Seal
14	125-7214	4	Bolt
15	125-7217	1	Bolt
16	125-7218	7	Bolt
17	125-7222	3	Bolt
18	125-7224	4	Bolt

Flywheel Housing and Oil Sump Assembly

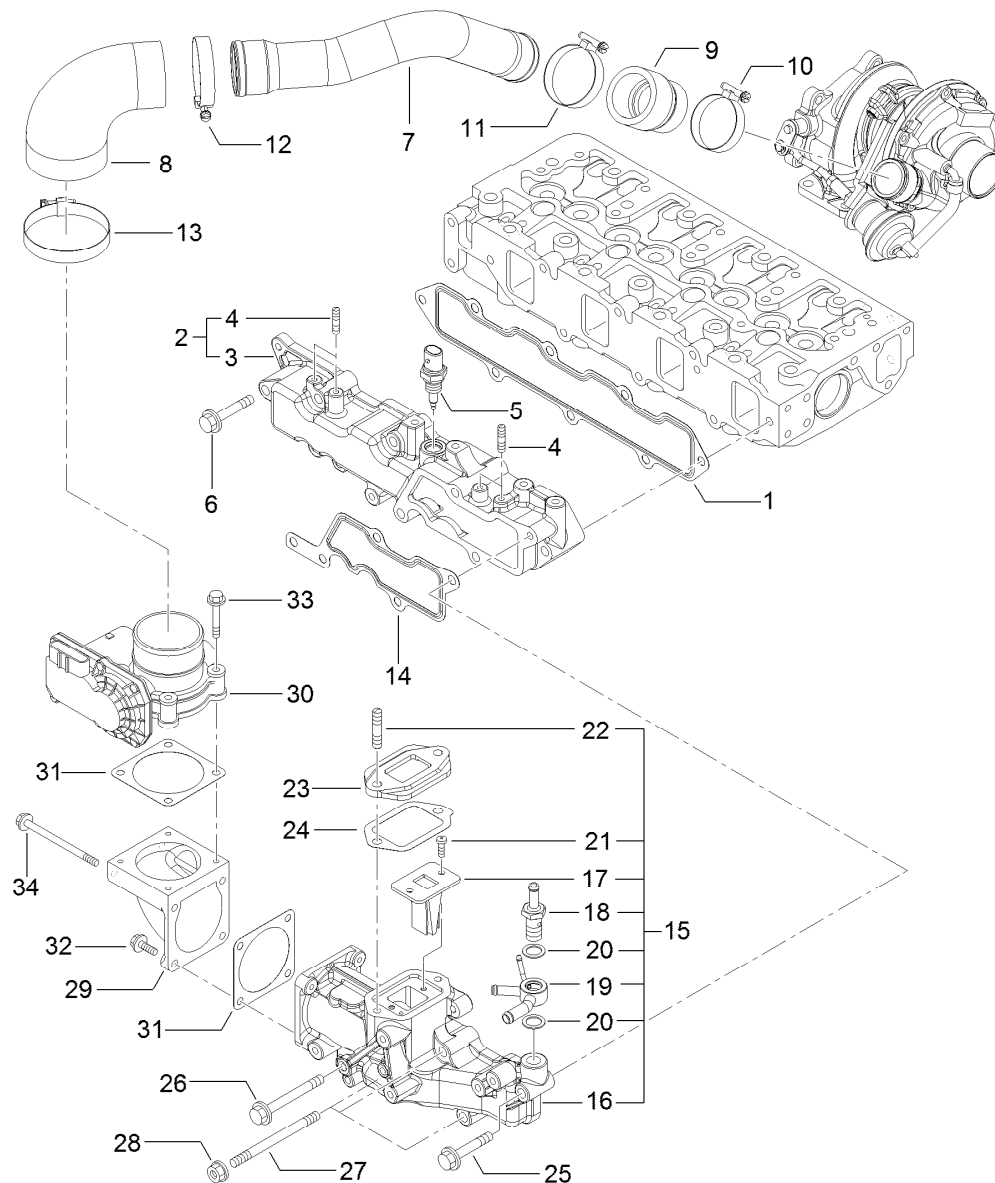


Flywheel Housing and Oil Sump Assembly (continued)

<i>Ref.</i>	<i>Part Number</i>	<i>Qty.</i>	<i>Description</i>	<i>Ref.</i>	<i>Part Number</i>	<i>Qty.</i>	<i>Description</i>
1	125-6995	2	Pin	12	125-7215	2	Bolt
2	127-3025	1	Housing-Flywheel	13	125-7219	20	Bolt
3	125-6910	1	Cap	14	125-7220	4	Bolt
4	125-7226	6	Bolt	15	125-6995	2	Pin
5	125-7227	4	Bolt	16	125-6996	1	Case ASM
6	138-7826	1	Oil Pan ASM	18	125-7106	1	Seal-Oil
7	125-6912	1	Plug-Drain	19	125-7045	6	Bolt
9	125-7177	1	Washer-Seal	20	125-7217	3	Bolt
10	125-7035	1	Spacer	21	127-3062	1	Sensor-Rev, Flywheel
11	125-7214	4	Bolt	22	127-3184	1	Bolt

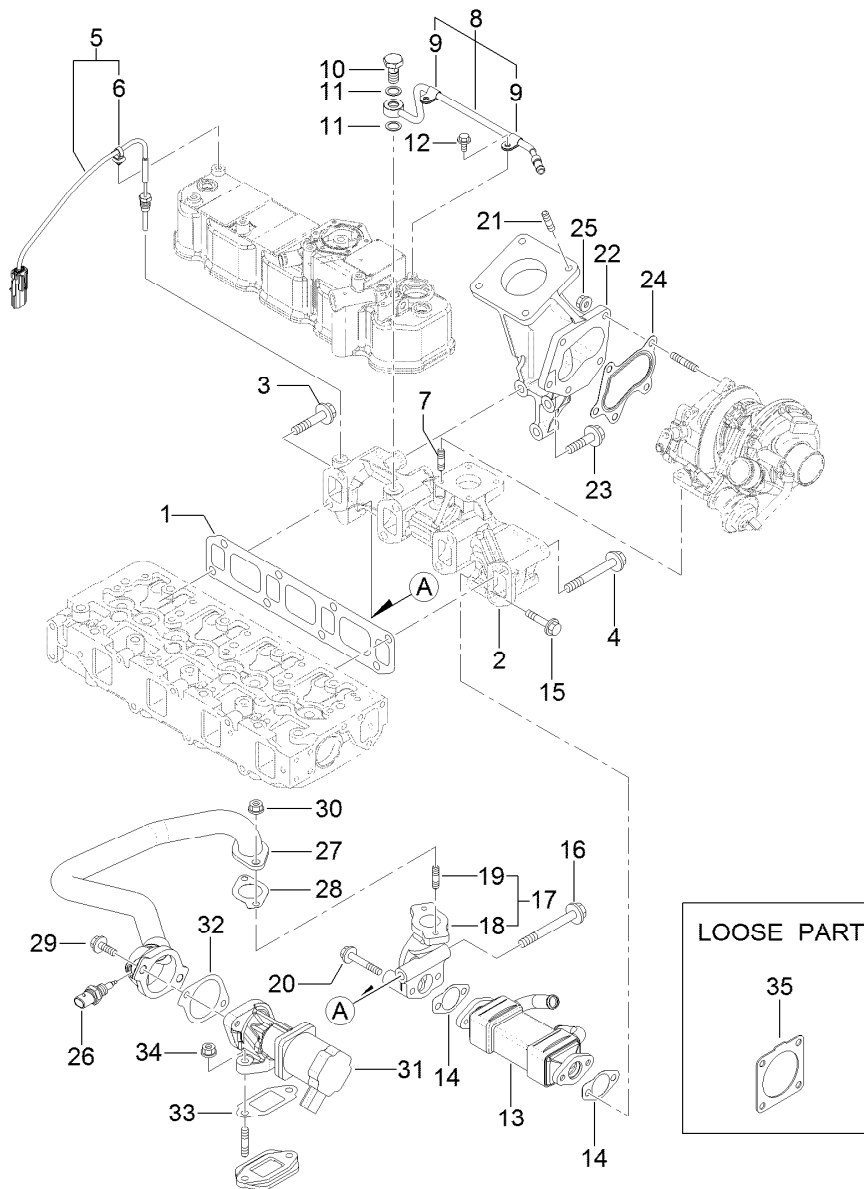
Cylinder Head and Cover Assembly (continued)

<i>Ref.</i>	<i>Part Number</i>	<i>Qty.</i>	<i>Description</i>	<i>Ref.</i>	<i>Part Number</i>	<i>Qty.</i>	<i>Description</i>
1	127-3005	1	Shaft ASM	42	125-6961	1	Plate-Breather
2	127-3006	1	Shaft	43	125-6962	1	Spring-Diaphragm
4	127-2974	2	Support	45	127-3106	1	Gasket-Cover
5	127-2975	3	Support	46	127-3026	1	Joint
6	127-2995	4	Spring	47	125-6994	1	Spring
7	127-2989	8	Arm-Rocker	48	127-3029	1	Sensor-Pressure
8	125-7013	8	Screw-Adjust, Valve	49	127-3032	2	O Ring-Sensor, Pressure
10	125-7014	8	Nut	50	127-3040	1	Hose ASM
11	127-3183	3	Stud	52	127-3041	2	Clip-Hose
12	127-2996	8	Cap-Valve	53	125-6913	1	Plug
13	127-3132	1	Cylinder Head ASM	54	125-7186	4	Screw
21	125-7240	2	Plug	55	125-7186	6	Screw
22	127-2990	4	Valve	56	125-7186	1	Screw
23	127-3012	8	Spring	57	127-3184	2	Bolt
24	127-2994	4	Valve	58	125-6974	3	Knob
25	127-3013	8	Retainer-Spring	59	127-2978	1	Plug
26	127-2986	4	Seal-Stem, Valve	60	93-0418	3	O-Ring
27	127-3027	4	Seal-Stem, Valve	61	127-3128	1	Joint-Breather
28	127-3186	8	Pin-Cotter	62	127-3129	1	Breather Hose ASM
30	127-3021	4	Gasket-Injector	64	125-7040	2	Clip-Hose
31	127-3028	4	Retainer-Injector	66	127-3133	1	Hose-Intake
32	127-2980	4	Washer-Injector	67	127-3030	1	Sensor-Temp, Air
33	125-7184	2	Pin-Spring	68	127-3033	1	O-Ring
34	125-7215	3	Bolt	69	125-7190	2	Clamp-Hose
35	125-7217	4	Bolt	70	125-7208	1	Bolt
36	125-7220	7	Bolt	71	127-3130	1	Lifter-Engine
37	127-3131	1	Cylinder Head Cover ASM	72	125-7214	2	Bolt
38	127-2988	1	Plate	73	127-2991	4	Plug-Glow
39	125-7012	1	Baffle	74	127-3123	1	Connector-Glow Plug
40	125-6959	1	Diaphragm	75	127-2979	4	Guide
41	125-6960	1	Plate	76	127-2997	4	Guide-Valve



Suction Manifold Assembly

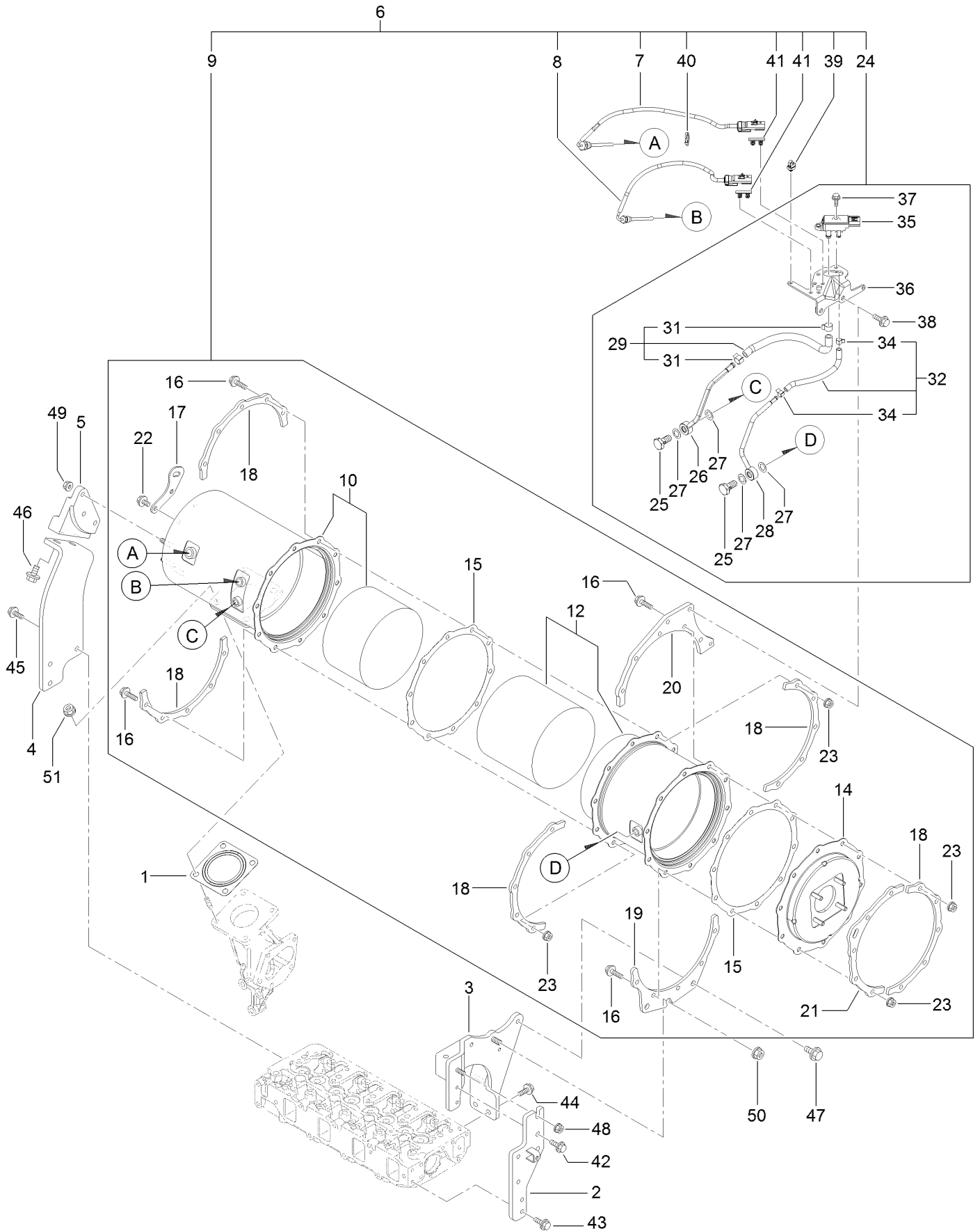
Ref.	Part Number	Qty.	Description	Ref.	Part Number	Qty.	Description
1	127-3107	1	Gasket-Manifold, Intake	18	127-3080	1	Joint-Hose
2	127-3135	1	Intake Manifold ASM	19	127-3081	1	Joint-Hose
3	127-3134	1	Manifold-Intake	20	127-3166	2	Washer-Seal
4	127-3180	4	Stud	21	127-3168	2	Screw
5	127-3031	1	Sensor-Temp, Air	22	127-3181	2	Stud
6	125-7220	5	Bolt	23	127-3045	1	Spacer-Valve, E G R
7	127-3152	1	Duct-Suction	24	127-3046	1	Gasket-E G R
8	127-3096	1	Joint-Rubber	25	125-7220	1	Bolt
9	127-3153	1	Joint-Rubber	26	127-3178	1	Bolt
10	125-7189	1	Clamp-Hose	27	127-3182	3	Stud
11	127-3170	1	Clamp-Hose	28	125-7229	3	Nut
12	125-7190	1	Clamp-Hose	29	127-3035	1	Bend-Inlet
13	127-3171	1	Clamp-Hose	30	127-3036	1	Body-Throttle
14	127-3034	1	Gasket-Collector	31	127-3037	2	Gasket-Throttle
15	127-3093	1	Intake Collector ASM	32	125-7209	2	Gasket
16	127-3092	1	Collector-Intake	33	125-7211	4	Bolt
17	127-3139	1	Valve-Reed	34	127-3177	2	Bolt



Exhaust Manifold Assembly

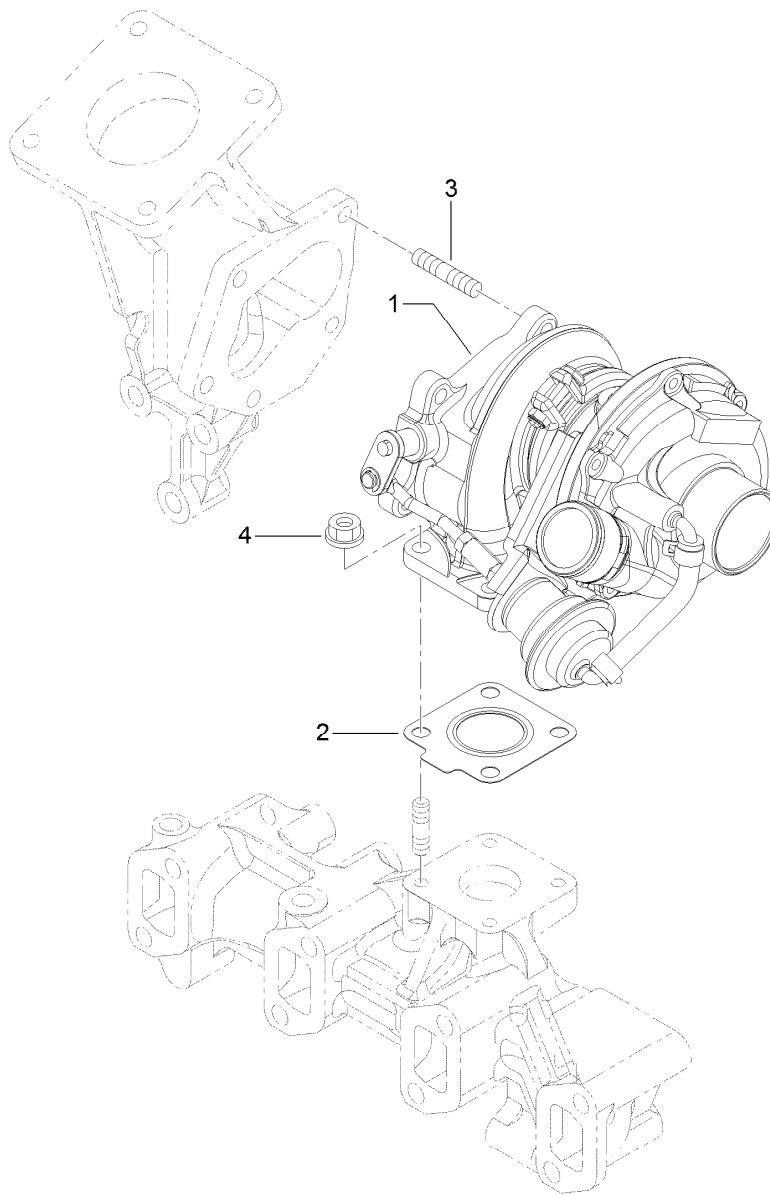
Ref.	Part Number	Qty.	Description	Ref.	Part Number	Qty.	Description
1	127-3108	1	Gasket-Manifold, Exhaust	19	125-7043	2	Stud
2	127-3136	1	Manifold-Exhaust	20	125-7220	2	Bolt
3	127-3094	1	Bolt	21	127-2984	4	Stud
4	127-3044	7	Bolt-M10	22	127-3137	1	Pipe-Exhaust
5	127-3140	1	Sensor-Temp, Exhaust	23	127-3138	3	Bolt-Flange
6	127-3087	1	Band-Clip	24	125-7071	1	Gasket
7	125-7043	4	Stud	25	125-7229	5	Nut
8	127-3038	1	Exhaust Pipe ASM	26	127-3047	1	Sensor-Gas Temp, E G R
9	127-3173	2	Clamp	27	127-3109	1	E G R Pipe ASM
10	127-3039	1	Bolt-Joint, Pipe	28	127-3016	1	Gasket
11	127-3174	2	Gasket	29	125-7215	2	Bolt
12	125-7206	2	Bolt	30	125-7229	2	Nut
13	127-3042	1	Cooler-E G R	31	127-3110	1	Valve-E G R
14	127-3043	2	Gasket-Cooler, E G R	32	127-3050	1	Gasket-Intake Valve, E G R
15	127-2976	2	Bolt	33	127-3051	1	Gasket-Out Valve, E G R
16	127-3022	1	Bolt-Flange	34	125-7229	2	Nut
17	127-3048	1	E G R Pipe ASM	35	127-3019	1	Gasket
18	127-3049	1	Pipe-Out, E G R				

Diesel Particulate Filter Assembly



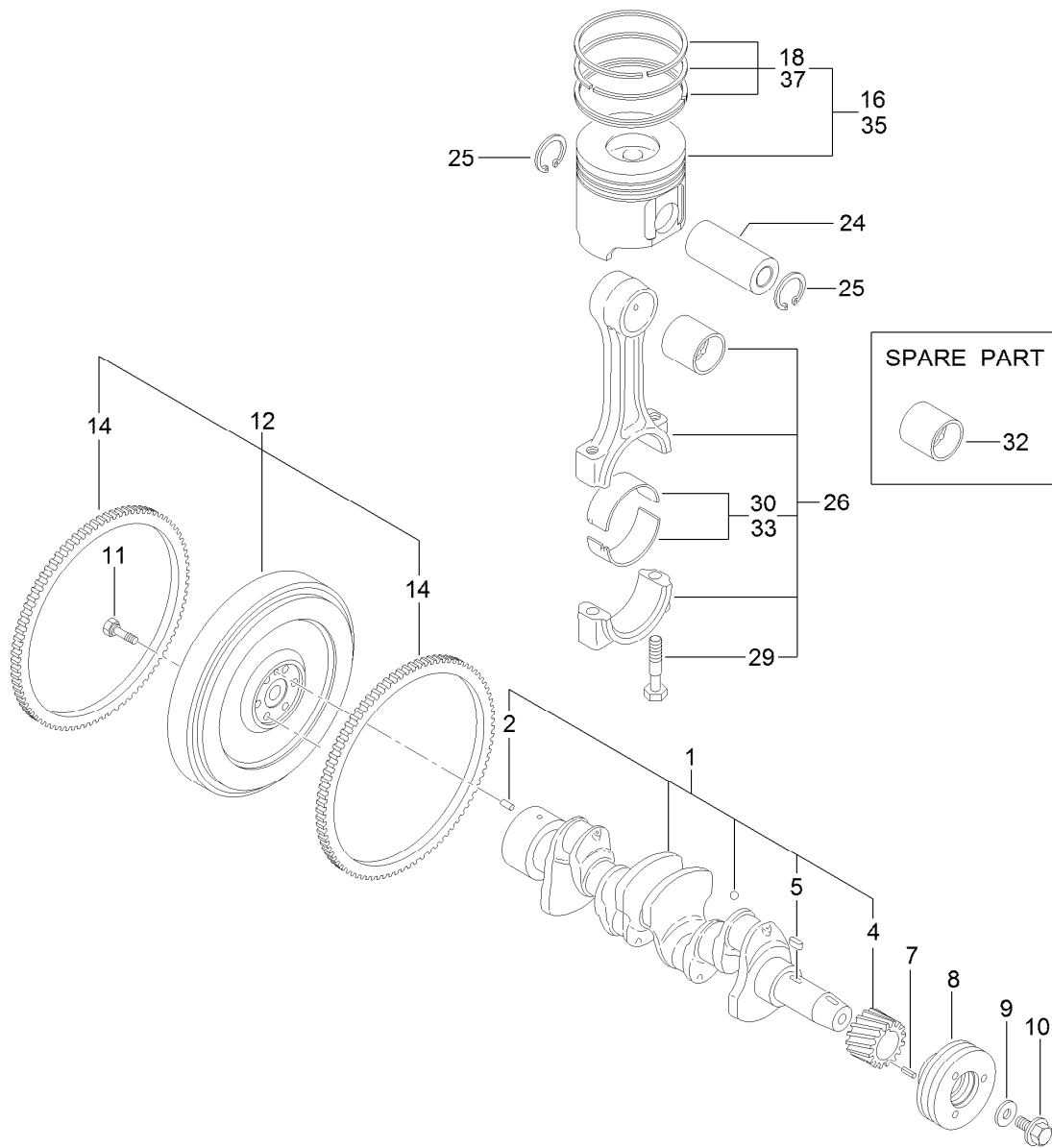
Diesel Particulate Filter Assembly (continued)

<i>Ref.</i>	<i>Part Number</i>	<i>Qty.</i>	<i>Description</i>	<i>Ref.</i>	<i>Part Number</i>	<i>Qty.</i>	<i>Description</i>
1	127-2987	1	Gasket-Silencer	27	127-3056	4	Gasket-Sensor
2	127-3095	1	Stay-D P F	28	127-3165	1	Exhaust Pressure Pipe ASM
3	127-3148	1	Stay- D P F	29	127-3114	1	Exhaust Hose ASM
4	127-3149	1	Stay-D P F	31	127-3057	2	Clip-Hose
5	127-3150	1	Stay-D P F	32	127-3059	1	Exhaust Pressure Hose ASM
6	127-3159	1	D P F Unit	34	127-3058	2	Clip-Hose
7	127-4764	1	Sensor-Temp, Exhaust	35	127-3060	1	Sensor-Pressure
8	127-3112	1	Sensor-Temp, Exhaust	36	127-3061	1	Bracket-Sensor, Pressure
9	127-3157	1	D P F ASM	37	125-7208	2	Bolt
10	127-3141	1	Case-Doc	38	125-7595	2	Bolt
12	127-3142R	1	Case-Filter, Soot-Recon	39	127-3087	1	Band-Clip
12	127-3142	1	Case-Filter, Soot	40	127-3124	1	Band
14	127-3143	1	Flange-Outlet	41	127-3088	2	Clip-Connector
15	127-3162	2	Gasket-D P F	42	125-7595	2	Bolt
16	127-3055	20	Bolt	43	125-7595	2	Bolt
17	127-3144	1	Lifter-D P F	44	125-7595	2	Bolt
18	127-3145	5	Stiffener-D P F, A	45	125-7595	3	Bolt
19	127-3146	1	Stiffener-D P F, B	46	127-3179	2	Bolt
20	127-3158	1	Stiffener-D P F, D	47	127-3179	2	Bolt
21	127-3147	1	Stiffener-D P F, C	48	125-7229	1	Nut
22	125-7213	2	Bolt	49	125-7229	3	Nut
23	125-7229	20	Nut	50	125-7230	1	Nut
24	127-3163	1	Pressure Sensor Unit	51	125-7230	4	Nut
25	127-3039	2	Bolt-Joint, Pipe				
26	127-3164	1	Exhaust Pressure Pipe ASM				



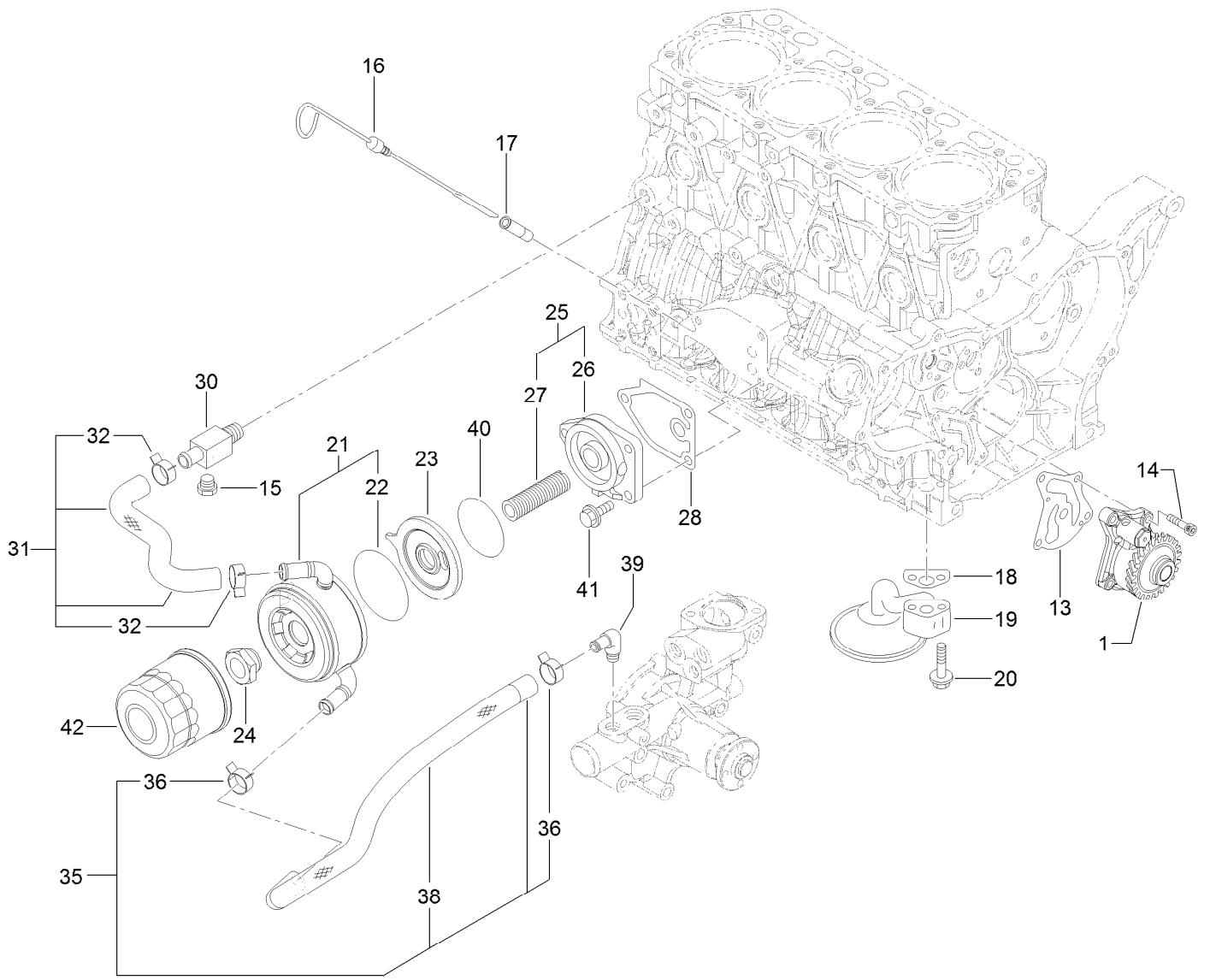
Turbine Assembly

<i>Ref.</i>	<i>Part Number</i>	<i>Qty.</i>	<i>Description</i>
1	127-3151	1	Turbine ASM
2	125-7070	1	Gasket
3	125-6906	5	Stud
4	125-7229	4	Nut



Crankshaft and Piston Assembly

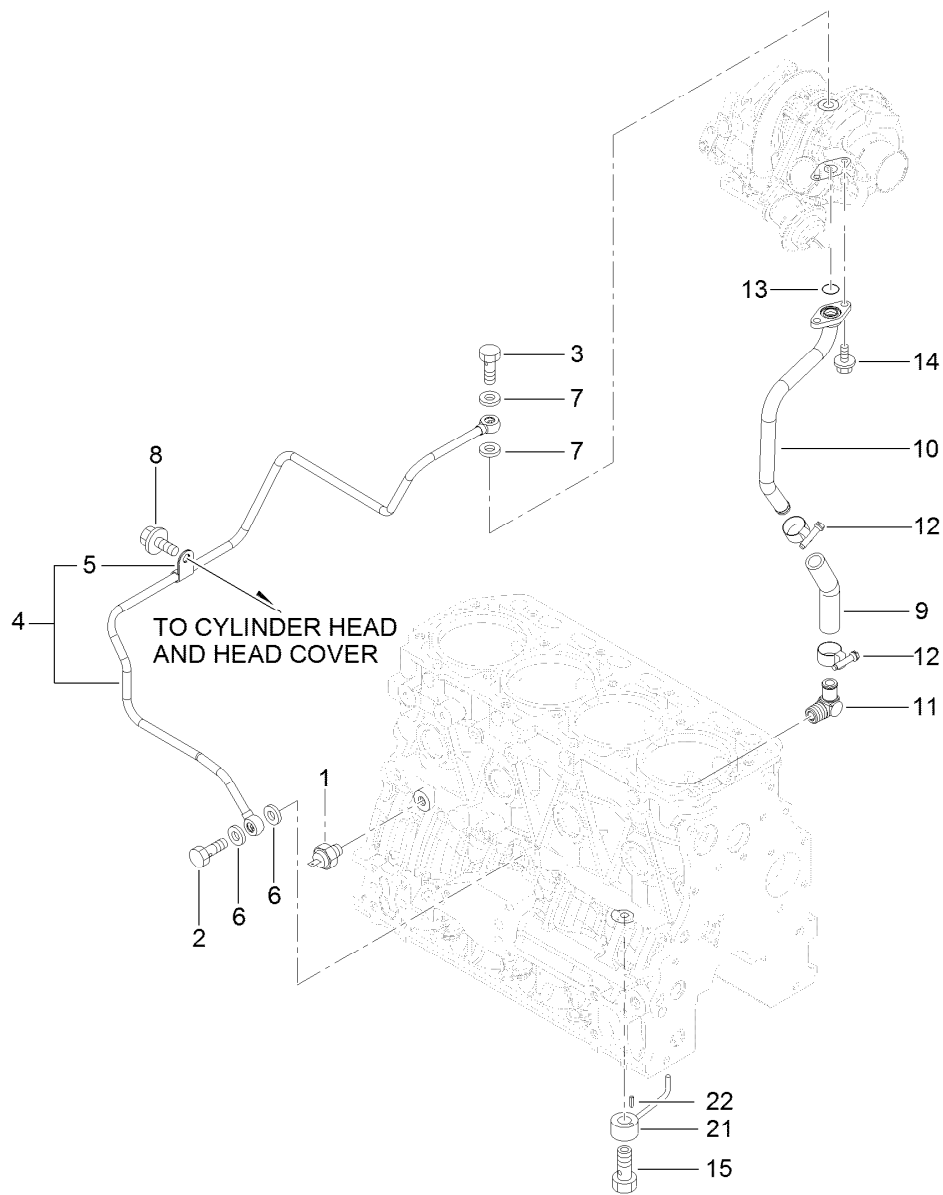
Ref.	Part Number	Qty.	Description	Ref.	Part Number	Qty.	Description
1	125-7091	1	Crankshaft ASM	16	127-3097	4	Piston ASM
2	125-6995	1	Pin	18	127-3098	4	Piston Ring ASM
4	125-6937	1	Gear	24	125-7030	4	Pin
5	125-7185	1	Key	25	125-7180	8	Ring
7	125-7182	1	Pin-Spring	26	125-7242	4	Connecting Rod ASM
8	125-6925	1	V-Pulley	29	125-6955	8	Bolt
9	125-7109	1	Washer	30	125-7018	4	Pin-Crank
10	125-6956	1	Bolt	32	125-6997	4	Pin-Piston
11	125-6951	6	Bolt	33	125-7019	4	Pin-Crank (.25)
12	127-3160	1	Flywheel ASM	35	127-3099	4	Piston ASM (0.25 O.S.)
14	125-6943	1	Gear	37	127-3100	4	Piston Ring ASM (0.25 O.S.)



Lubrication and Oil System Assembly

Ref.	Part Number	Qty.	Description
1	127-3101	1	Oil Lube Pump ASM
13	127-3004	1	Gasket
14	125-7232	4	Bolt
15	125-7171	1	Plug-Drain
16	125-6987	1	Dipstick
17	125-6954	1	Guide-Dipstick
18	125-7022	1	Gasket
19	125-7023	1	Pipe ASM
20	125-7217	2	Bolt
21	127-3014	1	Cooler ASM
22	127-2985	1	O-Ring
23	127-3015	1	Bracket-Cooler
24	125-7041	1	Nut-Cooler, Oil
25	127-3009	1	Bracket ASM

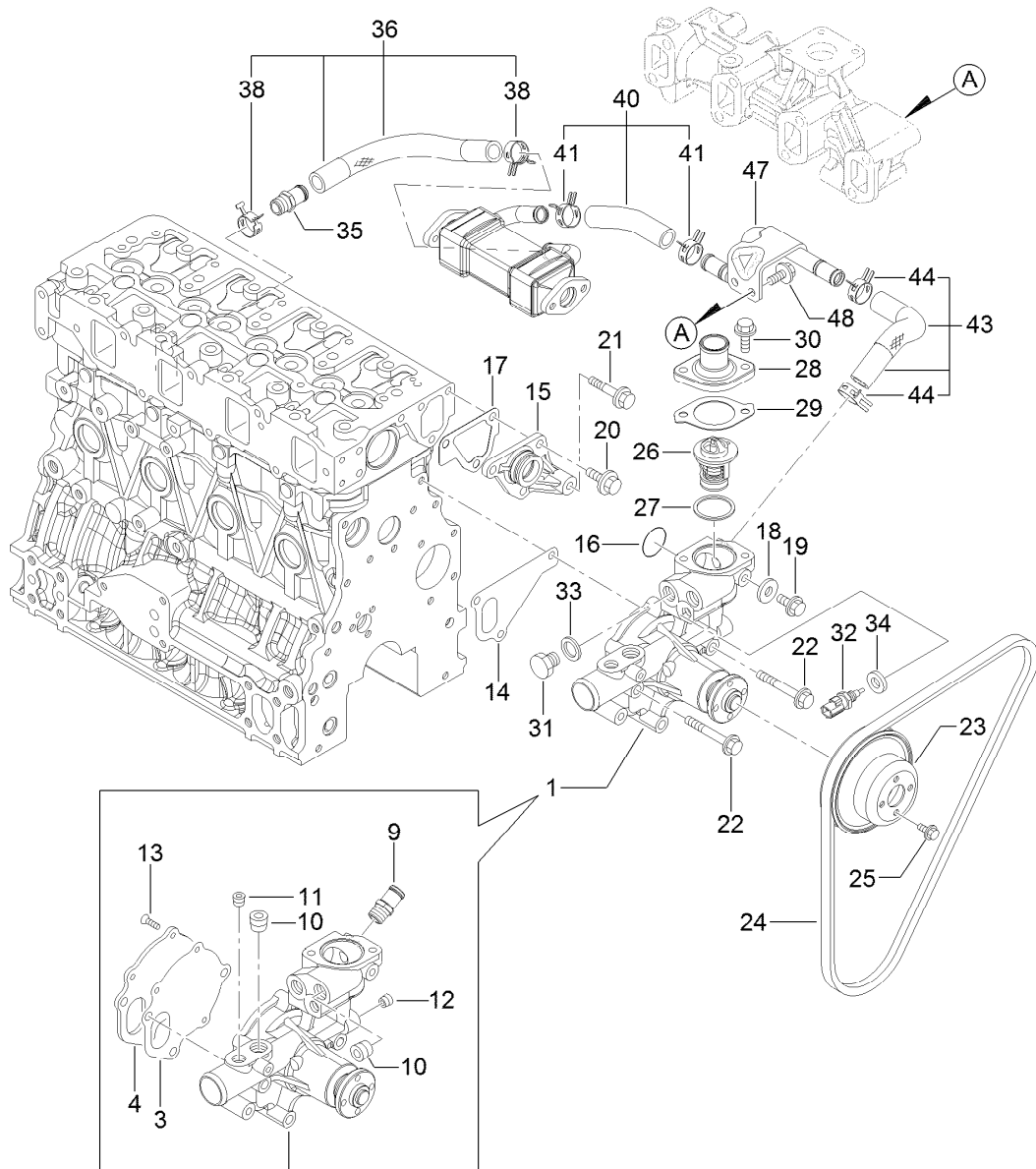
Ref.	Part Number	Qty.	Description
26	125-6930	1	Bracket
27	127-3010	1	Stud
28	125-7024	1	Gasket
30	125-6990	1	Joint
31	127-3102	1	Pipe-Cooling, Water
32	125-7162	2	Clip
35	127-3103	1	Hose-Cooling, Water
36	125-7162	2	Clip
38	127-3007	1	Tube
39	125-7001	1	Elbow
40	127-3176	1	O-Ring
41	125-7595	3	Bolt
42	125-7025	1	Filter-Engine, Oil



Lubrication Oil Line Assembly

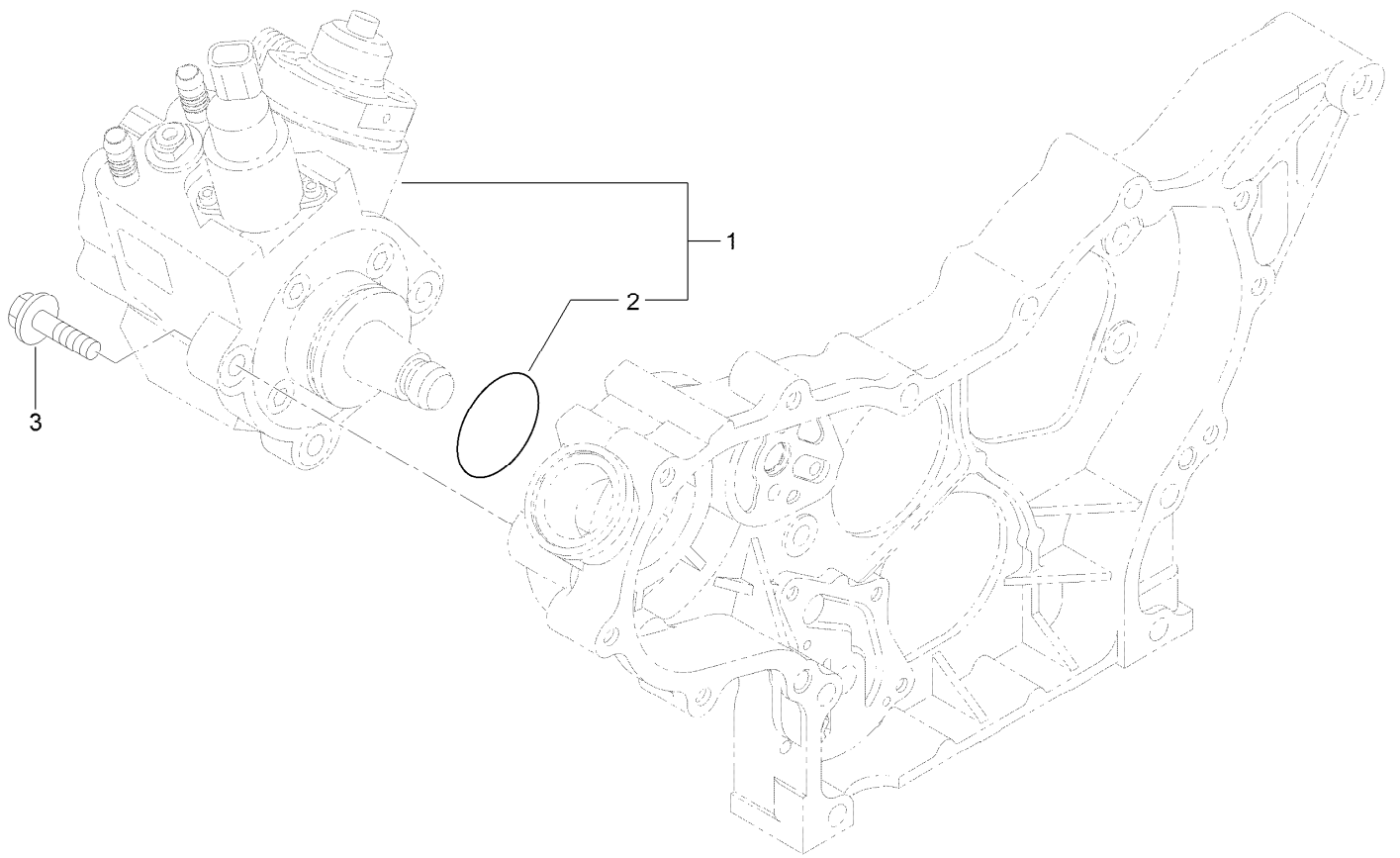
Ref.	Part Number	Qty.	Description
1	125-6918	1	Switch-Oil
2	125-6975	1	Bolt-Joint, Pipe
3	125-6952	1	Bolt-Joint, Pipe
4	127-3154	1	Lube Oil Pipe ASM
5	125-6976	1	Retainer
6	125-7175	2	Washer-Seal
7	125-7193	2	Gasket
8	93-0362	1	Bolt
9	127-2992	1	Joint

Ref.	Part Number	Qty.	Description
10	127-3155	1	Pipe-Lube, Oil
11	127-3003	1	Elbow
12	127-3169	2	Clamp-Hose
13	125-7198	1	O-Ring
14	125-7208	2	Bolt
15	125-7105	4	Check Valve ASM
21	125-7098	4	Nozzle
22	125-7182	4	Pin-Spring



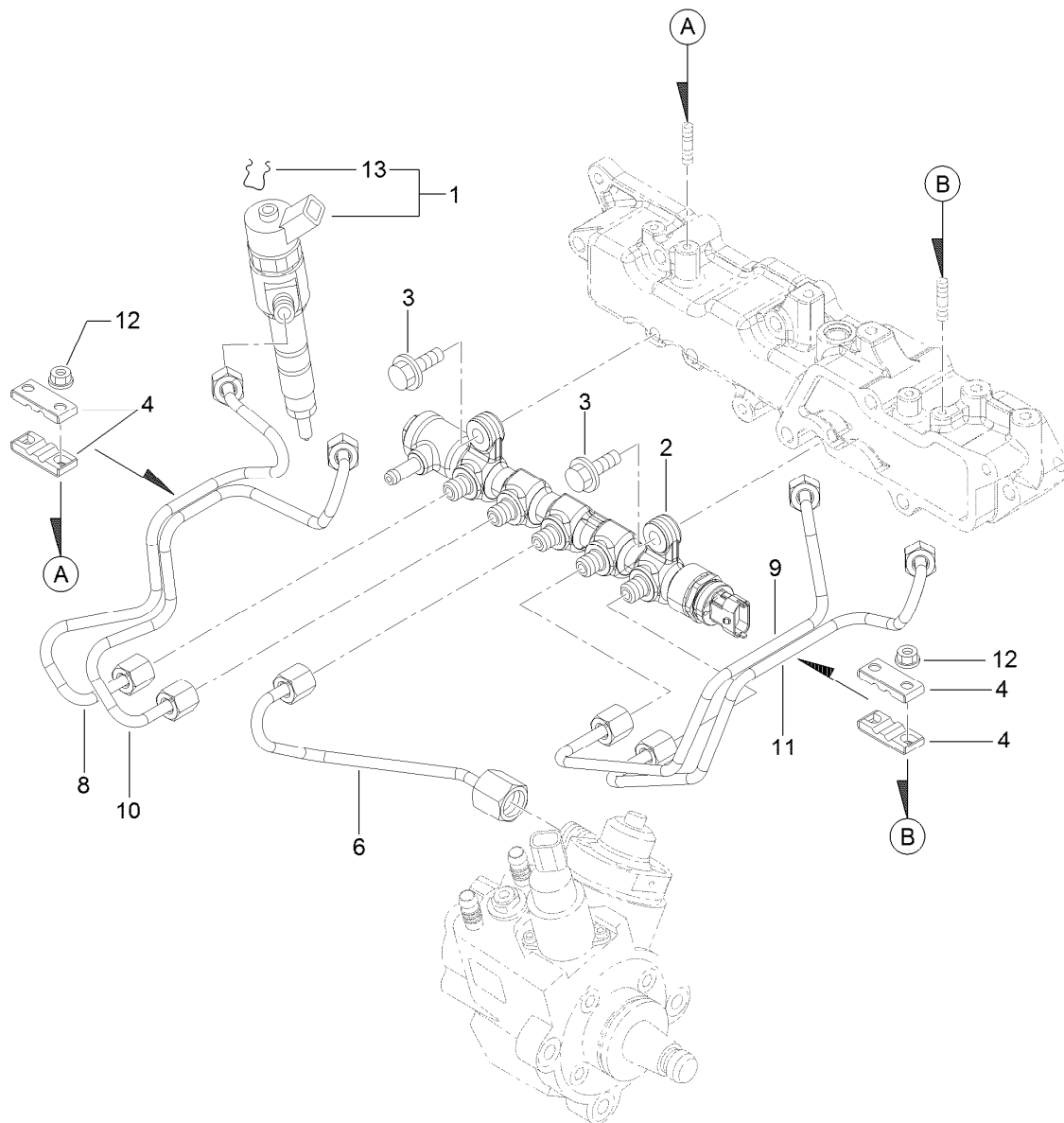
Cooling Water System Assembly

Ref.	Part Number	Qty.	Description	Ref.	Part Number	Qty.	Description
1	127-3071	1	Water Pump ASM	25	125-7206	4	Bolt
3	125-6998	1	Gasket	26	125-7029	1	Thermostat
4	125-6999	1	Plate	27	125-7026	1	Gasket
9	127-3017	1	Joint	28	125-7034	1	Cover
10	125-7123	2	Plug	29	125-7110	1	Gasket
11	127-3175	1	Plug	30	125-7594	2	Bolt
12	125-7195	1	Plug	31	125-6953	1	Plug
13	125-7234	3	Screw	32	125-7124	1	Sensor-Thermostat, CW
14	125-7047	1	Gasket	33	125-6979	1	Gasket
15	125-6986	1	Joint	34	125-7176	1	Washer-Seal
16	125-7048	1	O-Ring	35	127-3017	1	Joint
17	125-6978	1	Gasket	36	127-3072	1	Water In Pipe ASM
18	125-7192	1	Gasket	38	127-3020	2	Clip-Hose
19	93-0362	1	Bolt	40	127-3115	1	Water Out Pipe ASM
20	125-7214	3	Bolt	41	127-3020	2	Clip-Hose
21	125-7219	1	Bolt	43	127-3116	1	Water Out Pipe ASM
22	125-7222	3	Bolt	44	127-3020	2	Clip-Hose
23	125-7039	1	V-Pulley	47	127-3117	1	Pipe-Out, CW
24	127-2998	1	V-Belt	48	125-7214	2	Bolt



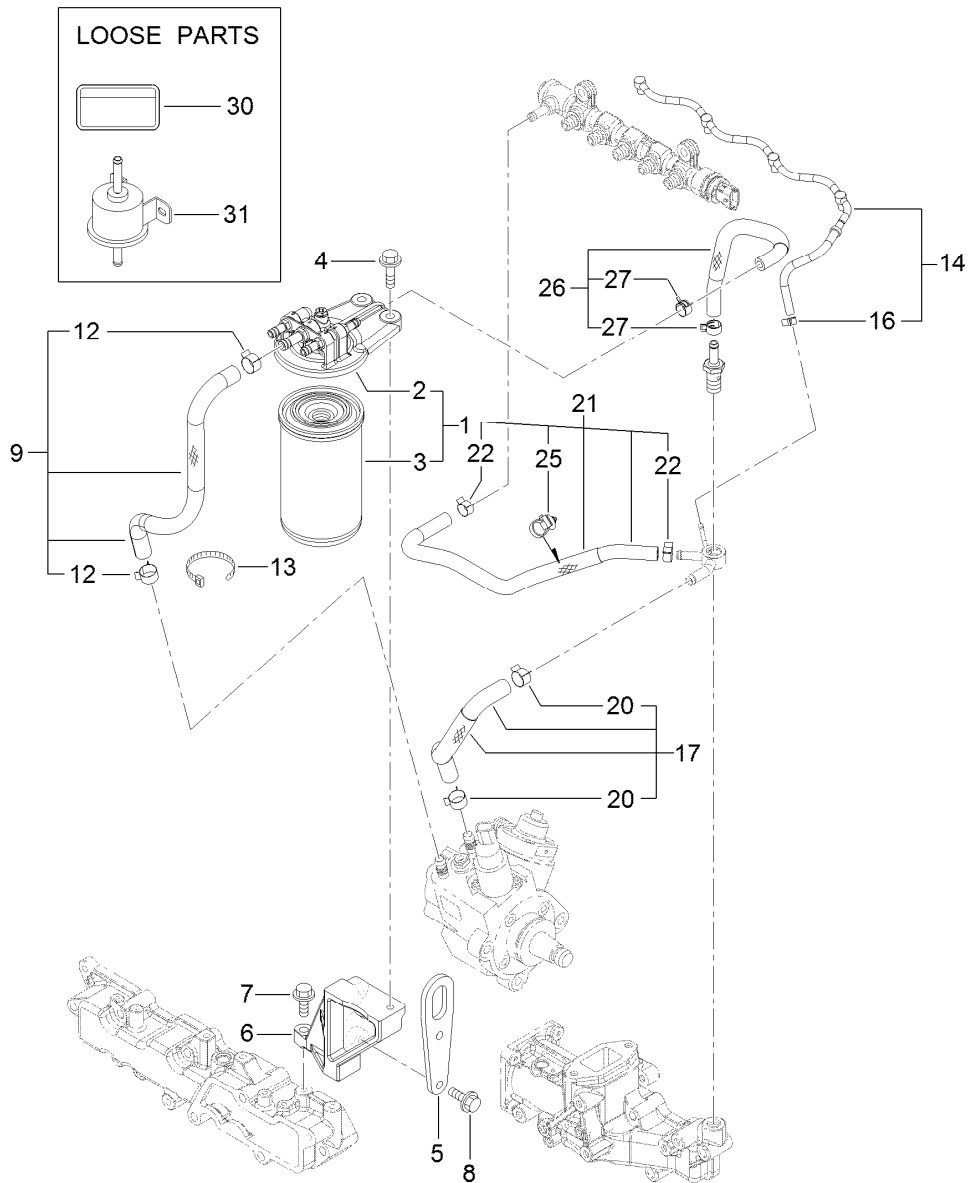
Fuel System Assembly

<i>Ref.</i>	<i>Part Number</i>	<i>Qty.</i>	<i>Description</i>
1	127-3073	1	Fuel Pump ASM
2	127-3074	1	O-Ring
3	125-7216	3	Bolt



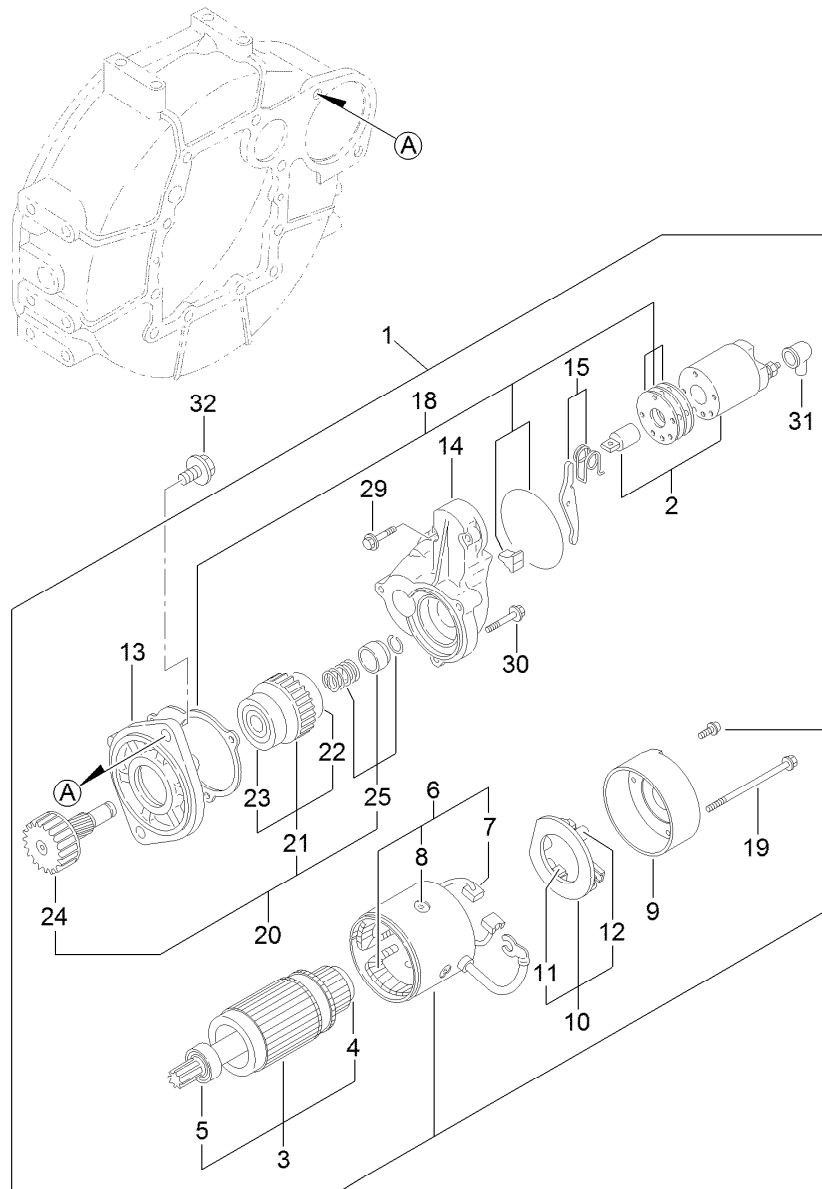
Fuel Injection Valve Assembly

Ref.	Part Number	Qty.	Description
1	127-3104	4	Injector ASM
2	127-3118	1	Rail ASM
3	125-7215	2	Bolt
4	127-2982	4	Retainer
6	127-3082	1	Rail In Pipe ASM
8	127-3121	1	Injection Pipe ASM
9	127-3083	1	Injection Pipe ASM
10	127-3122	1	Injection Pipe ASM
11	127-3084	1	Injection Pipe ASM
12	125-7231	4	Nut
13	130-7430	4	Ring-Retaining



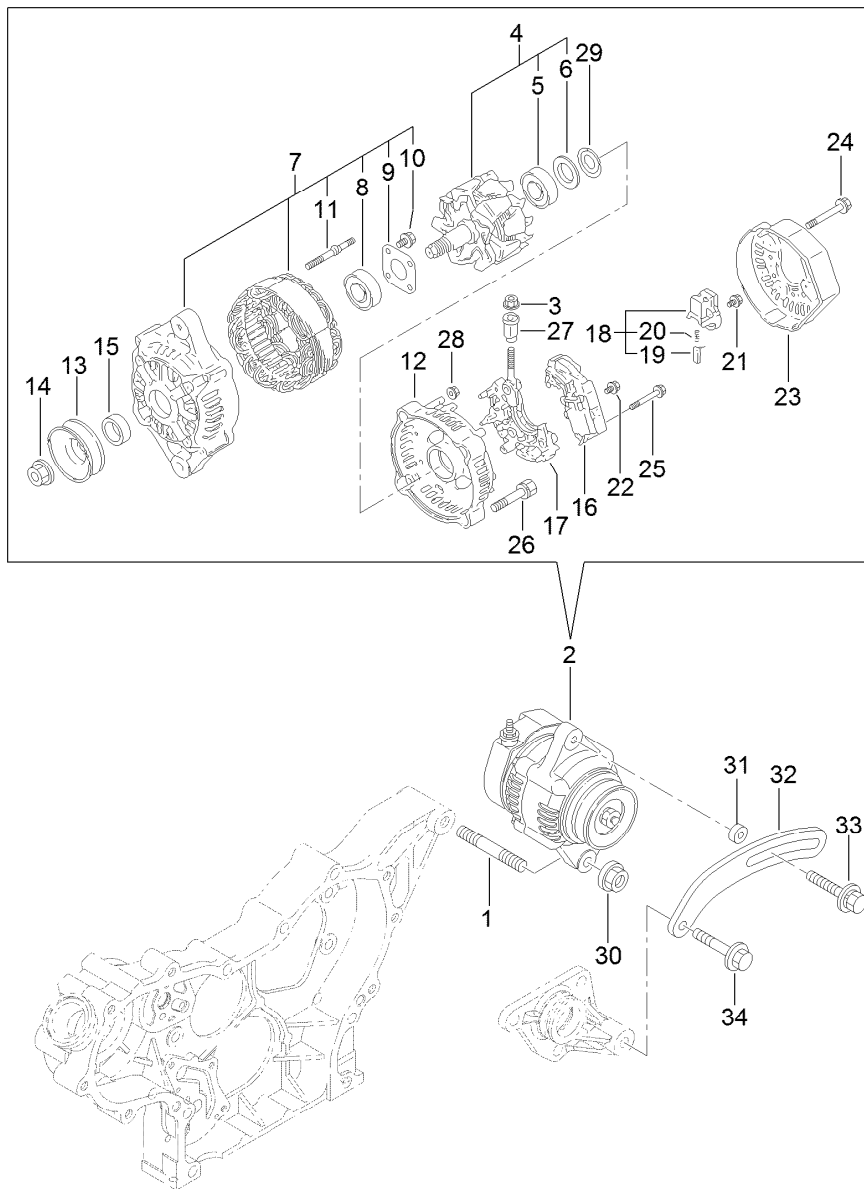
Fuel Line Assembly

<i>Ref.</i>	<i>Part Number</i>	<i>Qty.</i>	<i>Description</i>	<i>Ref.</i>	<i>Part Number</i>	<i>Qty.</i>	<i>Description</i>
1	127-3075	1	Fuel/Oil Filter ASM	14	138-7845	1	Return Pipe ASM
2	127-3076	1	Fuel/Oil Filter Bracket ASM	16	127-3172	1	Clamp-Hose
3	125-8752	1	Filter-Fuel/Oil	17	127-3078	1	Fuel Pipe ASM
4	125-7216	2	Bolt	20	125-7191	2	Clamp-Hose
5	127-3091	1	Lifter-Engine	21	127-3119	1	Fuel Pipe ASM
6	127-3105	1	Stay-Bracket, Filter	22	127-2950	2	Clip-Hose
7	125-7215	1	Bolt	25	127-3087	1	Band-Clip
8	125-7216	2	Bolt	26	127-3079	1	Fuel Pipe ASM
9	127-3077	1	Fuel Pipe ASM	27	127-2950	2	Clip-Hose
12	125-7191	2	Clamp-Hose	30	125-6900	1	Label-Caution, Fuel Oil
13	127-2981	1	Band	31	127-3008	1	Fuel Feed Pump ASM



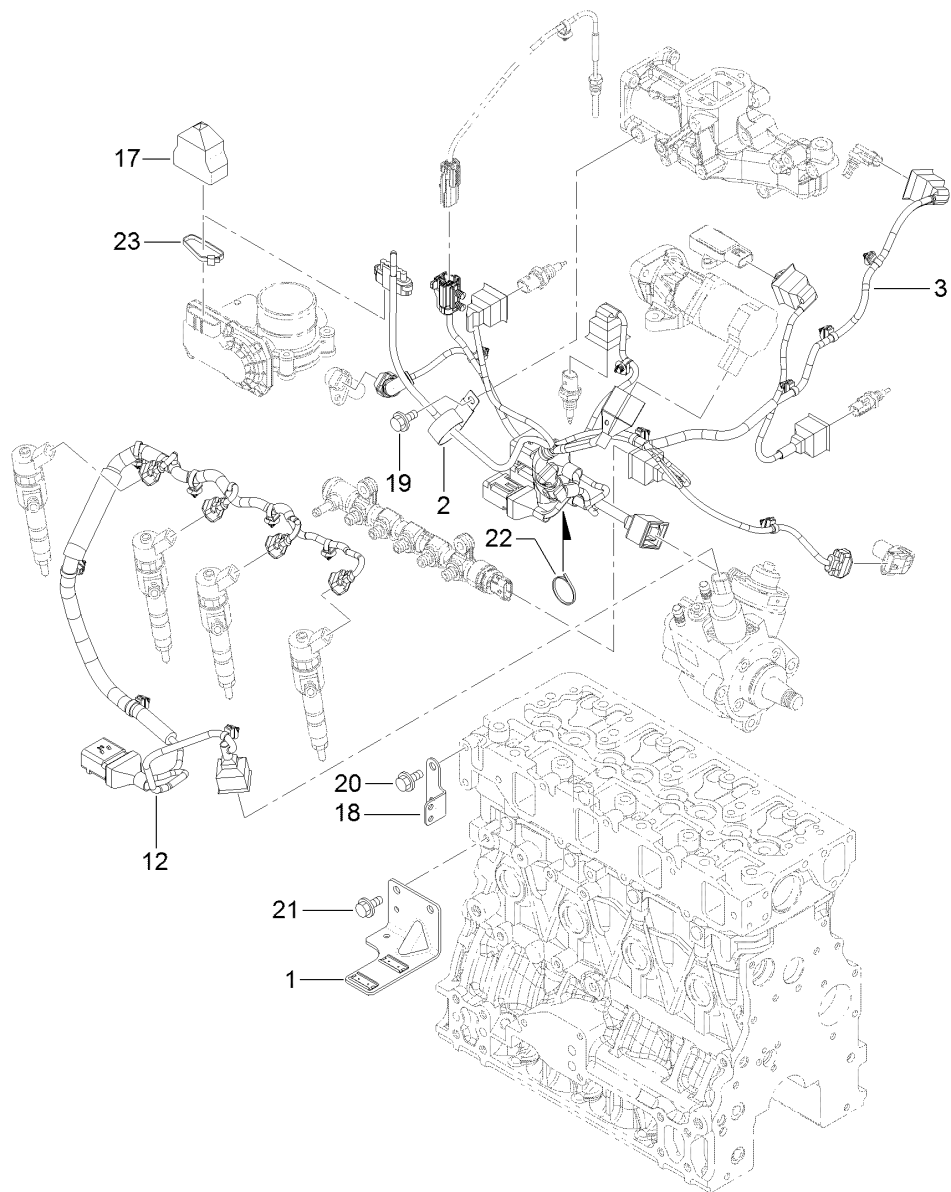
Starting Motor Assembly

<i>Ref.</i>	<i>Part Number</i>	<i>Qty.</i>	<i>Description</i>	<i>Ref.</i>	<i>Part Number</i>	<i>Qty.</i>	<i>Description</i>
1	125-7003	1	Starter	15	125-7165	1	Lever Set
2	125-7004	1	Switch ASM	18	125-7037	1	Dust Cover ASM
3	125-7112	1	Armature ASM	19	125-7117	2	Bolt-Through
4	125-7252	1	Bearing-Ball	20	125-7166	1	Pinion ASM
5	125-7249	1	Bearing, Ball	21	125-7250	1	Clutch ASM
6	125-7113	1	Field Coil ASM	22	125-7251	1	Bearing-Ball
7	125-7114	2	Brush	23	125-7253	1	Bearing-Ball
8	125-7163	4	Screw	24	125-7167	1	Shaft
9	125-7115	1	Cover	25	125-7168	1	Stopper Set
10	125-7116	1	Brush Holder ASM	29	125-7210	2	Bolt
11	125-7114	2	Brush	30	125-7211	3	Bolt
12	125-7036	4	Spring	31	125-7169	1	Cover
13	125-7164	1	Case-Gear	32	125-7225	2	Bolt
14	125-7005	1	Housing				



Generator Assembly

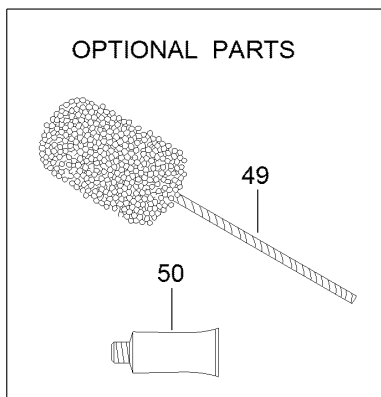
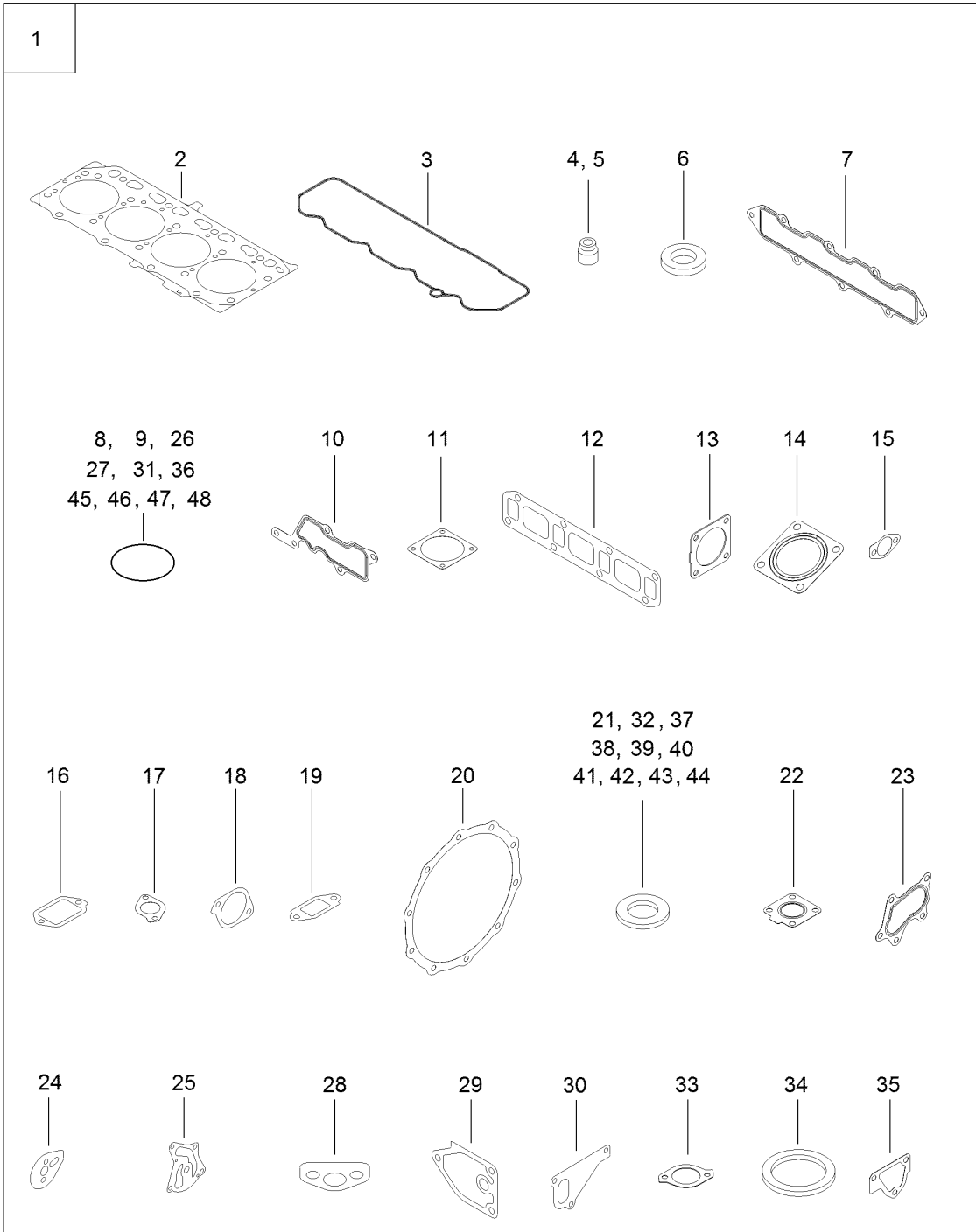
Ref.	Part Number	Qty.	Description	Ref.	Part Number	Qty.	Description
1	127-3011	1	Stud	18	127-2993	1	Holder
2	125-7120	1	Alternator-12V	19	127-2956	2	Brush ASM
3	127-3190	1	Nut	20	127-2964	2	Spring
4	127-2951	1	Rotor ASM	21	127-2965	6	Screw
5	127-2983	1	Bearing-Ball	22	127-2966	1	Screw
6	127-2962	1	Cover	23	127-2999	1	Cover
7	127-2952	1	Frame ASM	24	127-2967	3	Bolt
8	127-2958	1	Bearing-Ball	25	127-2968	2	Screw
9	127-2959	1	Plate-Retainer	26	127-2969	2	Bolt
10	127-2960	4	Screw	27	127-2970	1	Bushing-Insulation
11	127-2961	2	Stud	28	127-2971	2	Nut
12	127-2953	1	Frame ASM	29	127-2972	1	Washer
13	127-2954	1	Pulley	30	125-7230	1	Nut
14	127-2955	1	Nut	31	125-6947	1	Spacer
15	127-2957	1	Collar	32	127-2977	1	Adjuster
16	127-3002	1	Regulator ASM	33	125-7134	1	Bolt
17	127-2963	1	Holder	34	125-7219	1	Bolt



Electric Parts Assembly

Ref.	Part Number	Qty.	Description
1	127-3086	1	Bracket-Connector
2	127-3018	1	Clip
3	127-3156	1	Harness B-E C O, Engine
12	127-3125	1	Harness C
17	127-3089	1	Boot-Type, Cap
18	127-3090	1	Bracket-Harness
19	93-0362	1	Bolt
20	93-0362	2	Bolt
21	93-0362	2	Bolt
22	127-3187	1	Band
23	127-3188	1	Band

Gasket Set



Gasket Set (continued)

<i>Ref.</i>	<i>Part Number</i>	<i>Qty.</i>	<i>Description</i>	<i>Ref.</i>	<i>Part Number</i>	<i>Qty.</i>	<i>Description</i>
1	127-3189	1	Gasket Kit	26	125-6909	2	O-Ring
2	127-3126	1	Gasket-Head, Cylinder	27	127-2973	1	O-Ring
3	127-3106	1	Gasket-Cover	28	125-7022	1	Gasket
4	127-2986	4	Seal-Stem, Valve	29	125-7024	1	Gasket
5	127-3027	4	Seal-Stem, Valve	30	125-7047	1	Gasket
6	127-3021	4	Gasket-Injector	31	125-7048	1	O-Ring
7	127-3107	1	Gasket-Manifold, Intake	32	125-6979	1	Gasket
8	127-3032	2	O Ring-Sensor, Pressure	33	125-7110	1	Gasket
9	127-3033	1	O-Ring	34	125-7026	1	Gasket
10	127-3034	1	Gasket-Collector	35	125-6978	1	Gasket
11	127-3037	2	Gasket-Throttle	36	127-3074	1	O-Ring
12	127-3108	1	Gasket-Manifold, Exhaust	37	125-7174	1	Washer-Seal
13	127-3019	1	Gasket	38	125-7175	2	Washer-Seal
14	127-2987	1	Gasket-Silencer	39	125-7176	1	Washer-Seal
15	127-3043	2	Gasket-Cooler, E G R	40	127-3166	2	Washer-Seal
16	127-3046	1	Gasket-E G R	41	125-7177	1	Washer-Seal
17	127-3016	1	Gasket	42	125-7192	1	Gasket
18	127-3050	1	Gasket-Intake Valve, E G R	43	125-7193	2	Gasket
19	127-3051	1	Gasket-Out Valve, E G R	44	127-3174	2	Gasket
20	127-3162	2	Gasket-D P F	45	93-0418	3	O-Ring
21	127-3056	4	Gasket-Sensor	46	125-7197	1	O-Ring
22	125-7070	1	Gasket	47	125-7198	1	O-Ring
23	125-7071	1	Gasket	48	127-3176	1	O-Ring
24	127-3069	1	Gasket-Idle, Shaft B	49	127-3000	1	Hone
25	127-3004	1	Gasket	50	125-7248	1	Gasket-Liquid

Attachments and Accessories

For 30609 Groundsmaster 4000 Rotary Mower

Product Name	Model/Part
CE Kit	30453
8in Foam Filled Wheel ASM	93-5974
Large Seat Cover.....	120-5179
Vinyl Backrest Extension Kit	119-7718
PX Hydraulic Fluid (55 Gal).....	133-8087
PX Hydraulic Fluid (5 Gal)	133-8086
Premium Engine Oil 10w30 (55 Gallon Drum)	121-6392
Premium Engine Oil 10w30 (5 Gallon Pail)	121-6393
Guardian Recycler Conversion Kit.....	30420
Leaf Mulcher Kit.....	30422
Right-Hand Replacement Mower.....	30476
Left-Hand Replacement Mower	30477
Front Deck	30479
Atomic Blade Service Pack (7 Pack).....	108-1450
Blade-Atomic (21.75in)	107-0214-03
Flat Blade Service Pack (7 Pack).....	110-6130
Blade-Flat Sail (21.75in)	110-6115-03
MVP Blade Kit.....	117-2722
White Universal Sunshade	30669
Blade (21.75in)	92-5608-03
Bumper Weight Assembly	106-4278-03
Red Universal Sunshade	30671
1000 Hour Mvp Kit-Tier IV.....	44967
8in Semi-Pneumatic Wheel ASM.....	137-5529
Beacon Kit	30661
Wrench-Caster Cap/Latch	138-6367
Horn Kit.....	31511
Backup Alarm Kit	31512
Roller Assembly.....	132-6113
Pivot Caster Scraper Kit.....	132-6114
Slope Sensor Kit.....	31252
Skid Plate Kit	136-4360
4WD Manual Override Kit	31522
Light Adapter Kit	30691
Tire-High Traction (20x10-10).....	136-4440
Tire-High Traction (26x12-12).....	136-4442
Premium Engine Oil 15w40 (55 Gallon Drum)	121-6394
Premium Engine Oil 15w40 (5 Gallon Pail)	121-6395
Blade-Rotary, Medium Sail	136-4370-03
MVP Blade Kit.....	137-5500
Fuel Kit	139-1000
MVP Hydraulic Deck Hose Kit	44975
North American Light Kit, Cab/ROPS	31693

Notes:



Count on it.