



Multi-Pro[®] 1250 Turf Sprayer

Model No. 41106—230000001 and Up

Parts Catalog

Ordering Replacement Parts

To order replacement parts, please supply: the part number, the quantity, and the description of each part desired.

Understanding Reference Numbers

Each identified part in an illustration has a reference number. The reference number for a part also appears in the parts list, along with other information about the part.

This catalog uses two special reference number formats, one to indicate parts in a service assembly and another to indicate the quantity of a given part in an illustration.

Service Assembly Reference Numbers

Parts in service assemblies have reference numbers in the form **a:b**. The **a** represents the reference number of the entire service assembly and the **b** represents a sequential number unique to each part within the service assembly.

For example, a wheel assembly might be identified by reference number **6**, the tire by **6:1**, the valve by **6:2**, and the wheel by **6:3**. When you order the assembly identified by reference number **6**, you receive all parts identified by reference numbers **6:1**, **6:2**, and **6:3**. However, you may also order any part individually.

Reference numbers of this type appear in illustrations and in part lists.

Reference Numbers Indicating Quantity

In an illustration, if a reference number indicates more than one part, the reference number has the form **nX y**. The **n** represents the quantity of the part, the **X** is the multiplication symbol, and the **y** represents the reference number.

For example, in an illustration, the reference number **2X 37** means that two of the parts identified by reference number **37** are indicated.

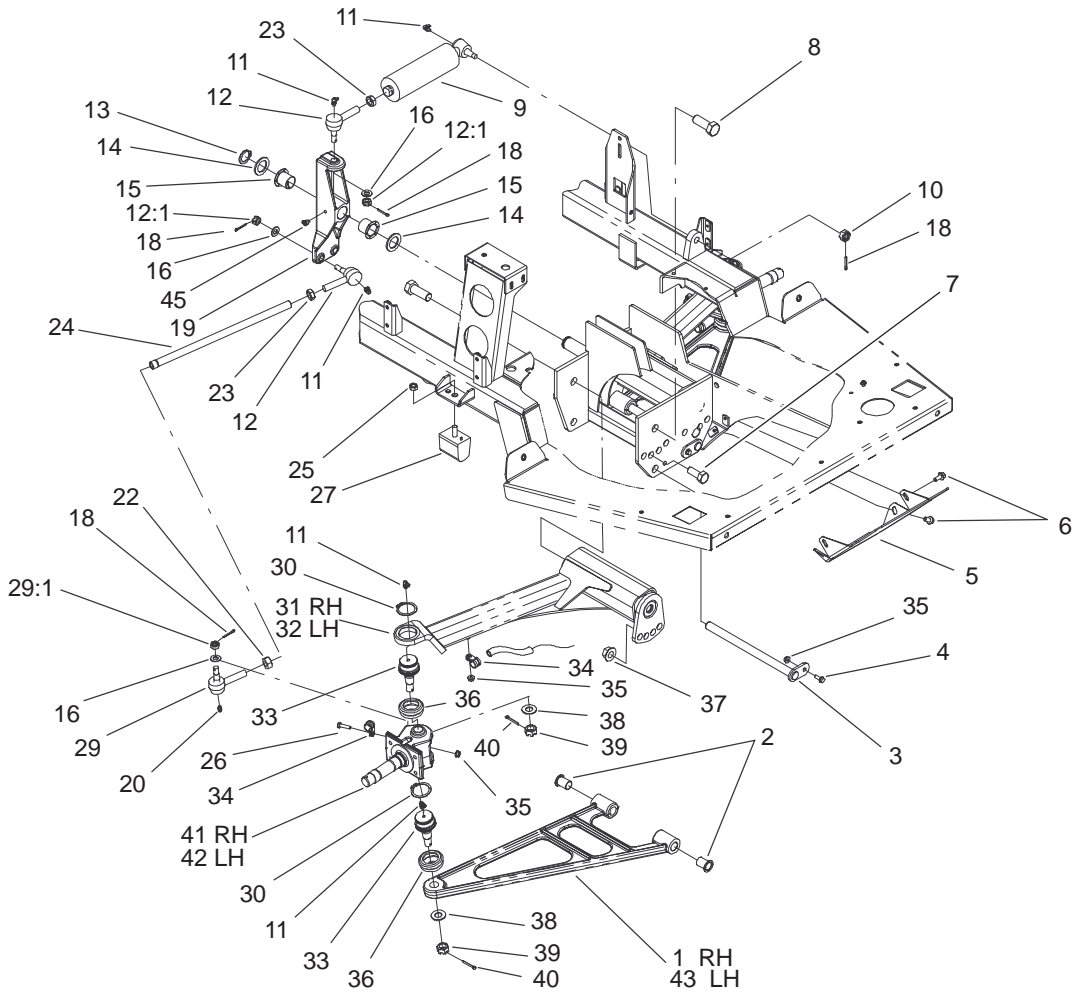
Contents

| Description | Page | Description | Page |
|--|-------------|---|-------------|
| Front Suspension Assembly | 4 | Spray Controls | 44 |
| Steering Cylinder Assembly No. 100–8278 | 5 | Spray System | 46 |
| Engine Cover Assembly | 6 | Transaxle Case Assembly | |
| Seat Support Assembly | 8 | Transaxle Assembly No. 104–9078 | 48 |
| Brake and Accelerator Pedal Assembly | 9 | Transaxle Gear Shaft Assembly | |
| Master Cylinder Assembly No. 94–3800 | 10 | Transaxle Assembly No. 104–9078 | 49 |
| Rear Fender and Battery Mount Assembly | 11 | Countershaft Assembly | |
| Right Hand Boom Mount Asm No. 106–4960 .. | 12 | Transaxle Assembly No. 104–9078 | 50 |
| Left Hand Boom Mount Assembly No. 106–4961 | 13 | Shift Fork Assembly | |
| Fresh Water Tank Assembly | 14 | Transaxle Assembly No. 104–9078 | 51 |
| Fresh Water Tank Assembly No. 100–8438 ... | 15 | Differential Gear Assembly | |
| Shifter Assembly | 16 | Transaxle No. 104–9078 | 52 |
| Parking Brake and Console Assembly | 17 | Vehicle Electrical Schematic | 53 |
| Front Wheel Assembly | 18 | Vehicle Hydraulic Schematic | 54 |
| Front Brake Assembly No. 100–8285 | 19 | Spray System Electrical Schematic | 55 |
| Transaxle Installation Assembly | 20 | Spray System Flow Diagram | 56 |
| Rear Wheel Assembly | 21 | Crankshaft Assembly | |
| Rear Brake Assembly No. 93–7125 (Right) | | Kohler CH20S–64647 | 57 |
| and 93–7126 (Left) | 22 | Crankcase Assembly | |
| Driveshaft Assembly No. 98–2918 | 23 | Kohler CH20S–64647 | 58 |
| Engine Installation Assembly | 24 | Oil Pan / Lubrication Assembly | |
| Gearbox Assembly No. 99–0663 | 26 | Kohler CH20S–64647 | 59 |
| Drive Pulley Assembly No. 100–8289 | 27 | Head / Valve / Breather Assembly | |
| Steering Pump Assembly No. 100–8302 | 28 | Kohler CH20S–64647 | 60 |
| Driver Clutch Assembly No. 100–8288 | 29 | Ignition / Electrical Assembly | |
| Pump Installation Assembly | 30 | Kohler CH20S–64647 | 61 |
| Hydraulic Brake Line Assembly | 31 | Blower Housing and Baffle Assembly | |
| Tank and Saddle Assembly | 32 | Kohler CH20S–64647 | 62 |
| Spray Tank Assembly No. 104–9020 | 33 | Starting System | |
| Spray Tank Lid Assembly No. 94–7088 | 34 | Kohler CH20S–64647 | 63 |
| Throttle Linkage Assembly | 35 | Fuel System Assembly | |
| Exhaust Assembly | 36 | Kohler CH20S–64647 | 64 |
| Electrical Panel Assembly | 37 | Engine Controls | |
| Hydraulic Hose Routing Assembly | 38 | Kohler CH20S–64647 | 65 |
| Steering Control Assembly No. 92–3502 | 39 | Air Intake / Filtration Assembly | |
| Pump Assembly No. 104–9170 | 40 | Kohler CH20S–64647 | 66 |
| Tank and Saddle Assembly | 42 | Exhaust Assembly | |
| | | Kohler CH20S–64647 | 67 |

Part Description Abbreviations

Part descriptions in this catalog may include the following abbreviations.

| Abbreviation | Meaning | Abbreviation | Meaning |
|---------------------|-----------------------------------|---------------------|-------------------------|
| AR | as required | HYD | hydraulic |
| ASM | assembly | INC | incorporated |
| CARR | carriage | LH | left hand |
| DEG | degrees | NI | nylon insert |
| FH | flat head | PPH | Phillips pan head |
| GA | gauge | PTH | Phillips truss head |
| HF | hex flange | PTO | power take off |
| HH | hex head | RH | right hand |
| HHF | hex head flange | SFH | slotted fillister head |
| HLH | hex lag head | SHH | slotted hex head |
| HJ | hex jam | SQH | square head |
| HOC | height-of-cut | SHWH | slotted hex washer head |
| HS | hex socket | SPH | slotted pan head |
| HSBH | hex socket button head | SRH | slotted round head |
| HSFH | hex socket flat head | STD | standard |
| HSH | hex socket head | TAP | self tapping |
| HWH | hex washer head | TTH | Torx truss head |
| HWHTF | hex washer head thread forming | WH | wing head |

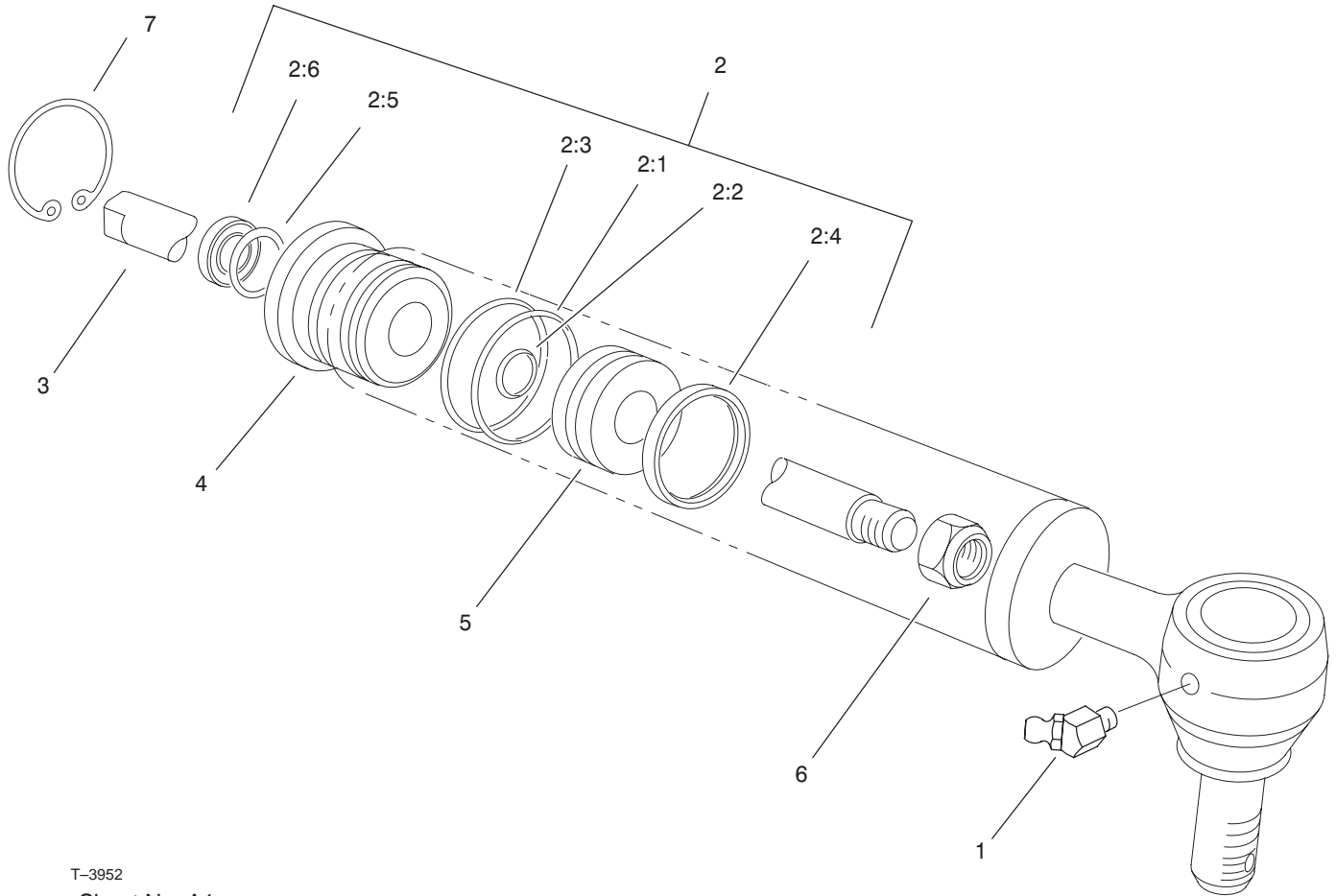


Sheet No.:2

Front Suspension Assembly

| Ref. No. | Part No. | Qty. | Description |
|----------|-------------|------|-------------------|
| 1 | 100-6744-03 | 1 | RH A-Arm ASM |
| 2 | 100-8541 | 4 | Bushing-A-Arm |
| 3 | 100-8544 | 2 | Pivot Pin ASM |
| 4 | 3234-4 | 2 | Screw-HHF |
| 5 | 100-7060-03 | 1 | Plate-Skid |
| 6 | 3234-5 | 4 | Screw |
| 7 | 327-4 | 2 | Screw-HH |
| 8 | 328-24 | 4 | Screw-HH |
| 9 | 100-8278 | 1 | Cylinder-Steering |
| 10 | 32136-13 | 1 | Nut-SHH |
| 11 | 302-60 | 8 | Fitting-Grease |
| 12 | 112772 | 3 | Joint-Ball, RH |
| 12:1 | 915031 | 1 | Nut |
| 13 | 100-6785 | 1 | Ring-Retaining |
| 14 | 3-6781 | 2 | Washer-Thrust |
| 15 | 256-318 | 2 | Bearing-Nyliner |
| 16 | 3256-25 | 5 | Washer-Flat |
| 18 | 3272-11 | 6 | Pin-Cotter |
| 19 | 100-6774-03 | 1 | Pivot-Steering |
| 20 | 302-5 | 2 | Fitting-Grease |
| 22 | 3218-21 | 2 | Nut-Jam |
| 23 | 3220-11 | 3 | Nut-Jam |
| 24 | 100-8534-03 | 2 | Tie Rod-Steering |
| 25 | 48-9520 | 2 | Nut |
| 26 | 321-6 | 2 | Screw-HH |
| 27 | 87-3470 | 2 | Bumper-Axle, Rear |

| Ref. No. | Part No. | Qty. | Description |
|----------|-------------|------|--------------------------|
| 29 | 112771 | 2 | Joint-Ball, LH |
| 29:1 | 915031 | 1 | Nut |
| 30 | 32151-104 | 4 | Ring-Retaining, External |
| 31 | 100-8414 | 1 | RH Axle ASM |
| 32 | 100-8413 | 1 | LH Axle ASM |
| 33 | 87-1430 | 4 | Joint-Ball |
| 34 | 2412-134 | 4 | R-Clamp |
| 35 | 32128-33 | 6 | Nut-HF |
| 36 | 87-2420 | 4 | Seal-Joint, Ball |
| 37 | 32128-50 | 2 | Nut-Flange |
| 38 | 3256-27 | 4 | Washer-Flat |
| 39 | 32136-2 | 4 | Nut-SHH |
| 40 | 3272-17 | 4 | Pin-Cotter |
| 41 | 100-6738-03 | 1 | Spindle-RH |
| 42 | 100-6739-03 | 1 | Spindle-LH |
| 43 | 100-6745-03 | 1 | LH A-Arm ASM |
| 45 | 302-11 | 1 | Fitting-Lube, 45° |



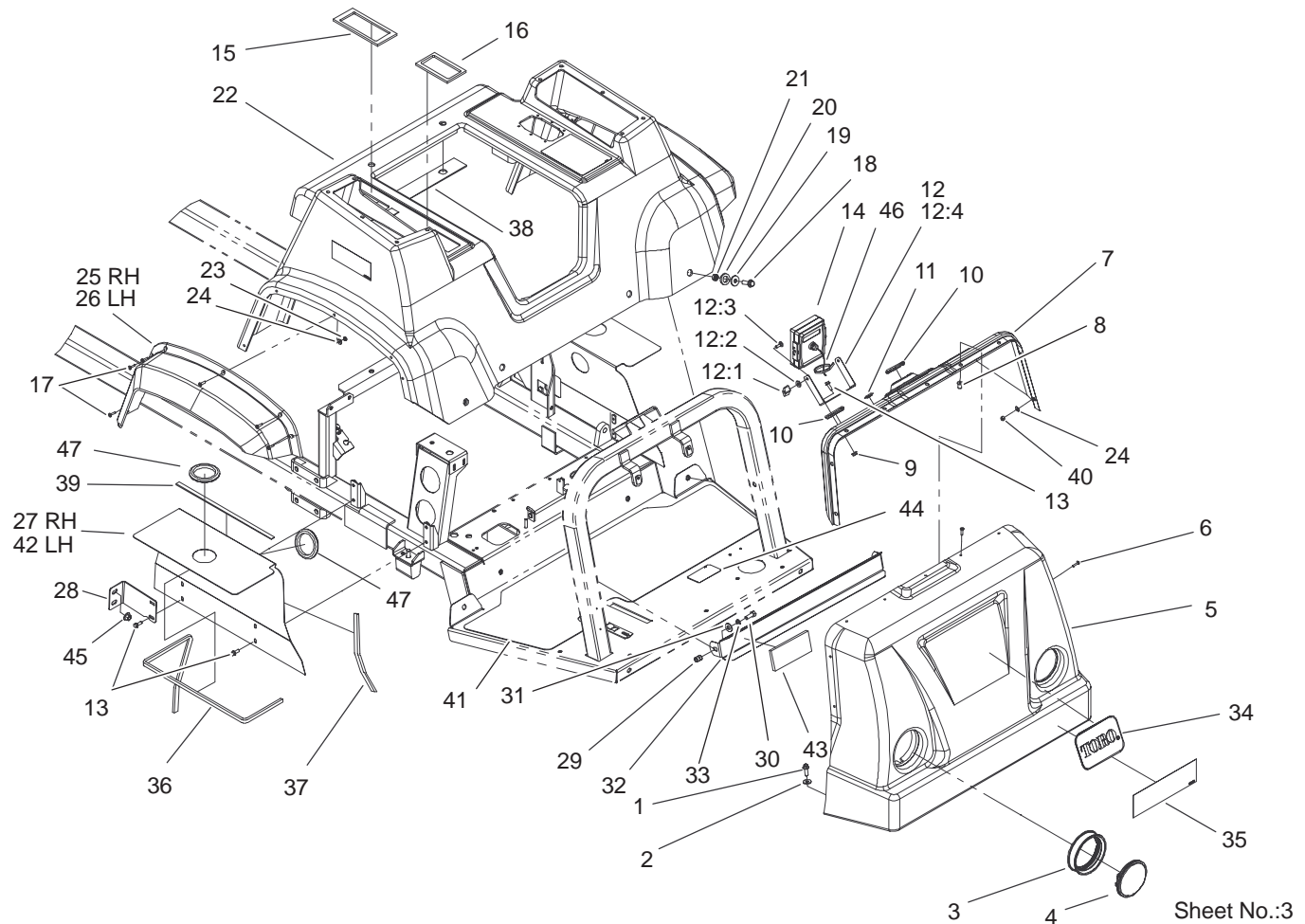
T-3952
Sheet No.:A1

Steering Cylinder Assembly No. 100-8278

| Ref. No. | Part No. | Qty. | Description |
|----------|----------|------|----------------|
| 1 | 302-60 | 1 | Fitting-Grease |
| 2 | 107-1552 | 1 | Seal Kit |
| ☆2:1 | | 1 | O-Ring |
| ☆2:2 | | 1 | O-Ring |
| ☆2:3 | | 1 | Seal-Back Up |
| ☆2:4 | | 1 | Seal-Psp |
| ☆2:5 | | 1 | Seal-Rod |
| ☆2:6 | | 1 | Seal-Dust |
| ☆3 | | 1 | Shaft |
| ☆4 | | 1 | Head |
| ☆5 | | 1 | Piston |
| ☆6 | | 1 | Nut |
| 7 | 94-3612 | 1 | Ring-Retaining |

| Ref. No. | Part No. | Qty. | Description |
|----------|----------|------|-------------|
| | | | |
| | | | |
| | | | |
| | | | |
| | | | |

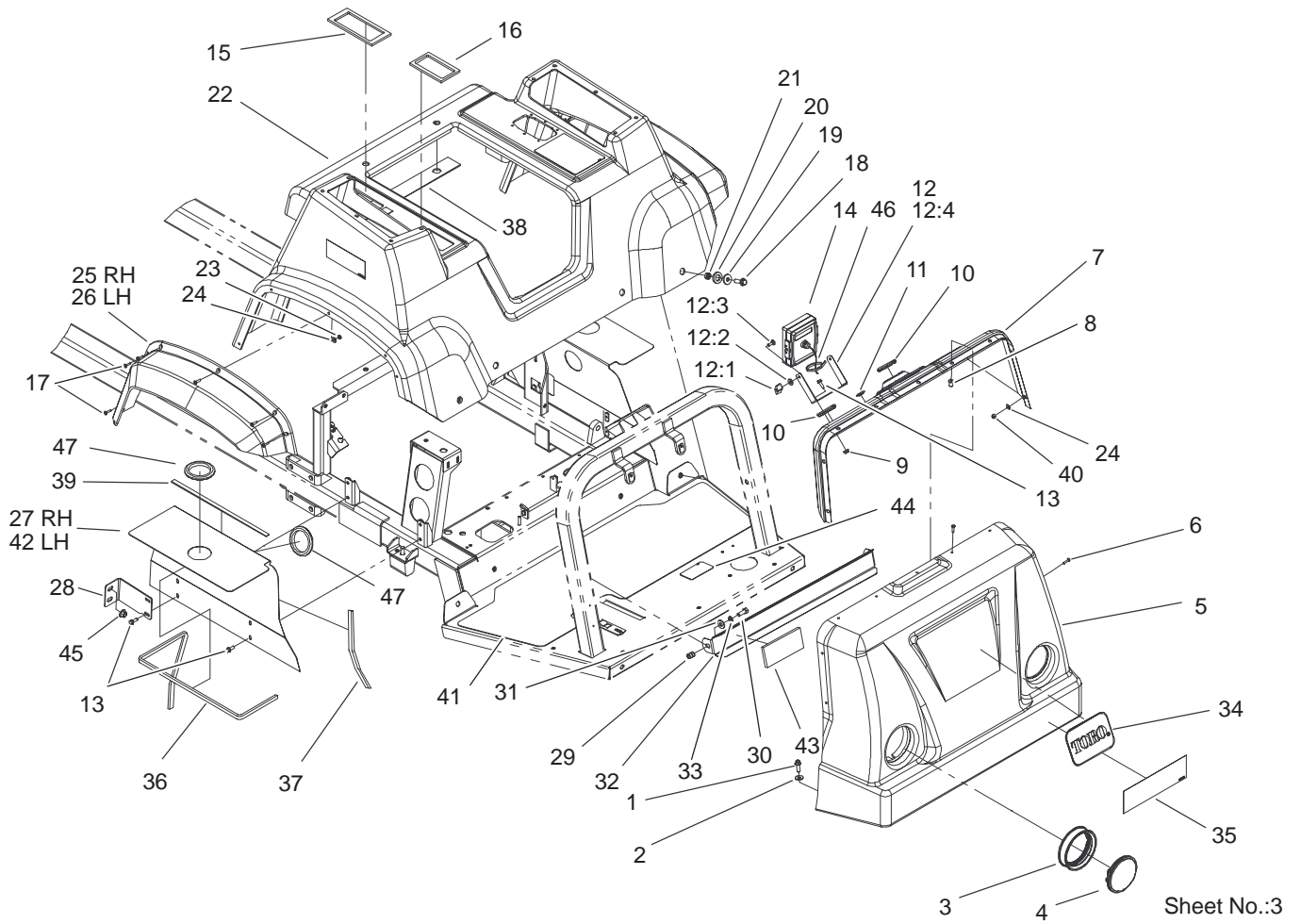
☆ Not serviced separately



Engine Cover Assembly

| Ref. No. | Part No. | Qty. | Description |
|----------|----------|------|---------------------------------|
| 1 | 3234-17 | 5 | Screw-HHF |
| 2 | 3256-3 | 5 | Washer-Flat |
| 3 | 99-7311 | 2 | Mount-Headlight |
| 4 | 99-7310 | 2 | Headlight |
| 5 | 100-8281 | 1 | Hood-Front, Console |
| 6 | 3250-25 | 9 | Screw-PPH |
| 7 | 100-6777 | 1 | Dash Panel ASM |
| 8 | 100-8450 | 15 | Nut-Well |
| 9 | 32128-33 | 2 | Nut-HF |
| 10 | 40764 | 2 | Grommet |
| 11 | 94-7290 | 1 | Plug-Hole |
| 12 | 100-6735 | 1 | Monitor Mounting Bracket Kit |
| 12:1 | 99-0667 | 2 | Knob |
| 12:2 | 99-0730 | 2 | Washer - Rubber |
| 12:3 | 106-4868 | 2 | Screw-CARR |
| 12:4 | 99-0576 | 1 | Bracket |
| 13 | 3234-4 | 10 | Screw-HHF |
| 14 | 104-8991 | 1 | Monitor-Spray |
| 15 | 100-8436 | 1 | Seal-Foam |
| 16 | 100-8437 | 1 | Seal-Foam |
| 17 | 3250-13 | 12 | Screw-PPH |
| 18 | 3234-24 | 6 | Screw-HHF |
| 19 | 356308 | 6 | Washer-Special |
| 20 | 100-8468 | 6 | Washer-Rubber |
| 21 | 100-8464 | 6 | Spacer |

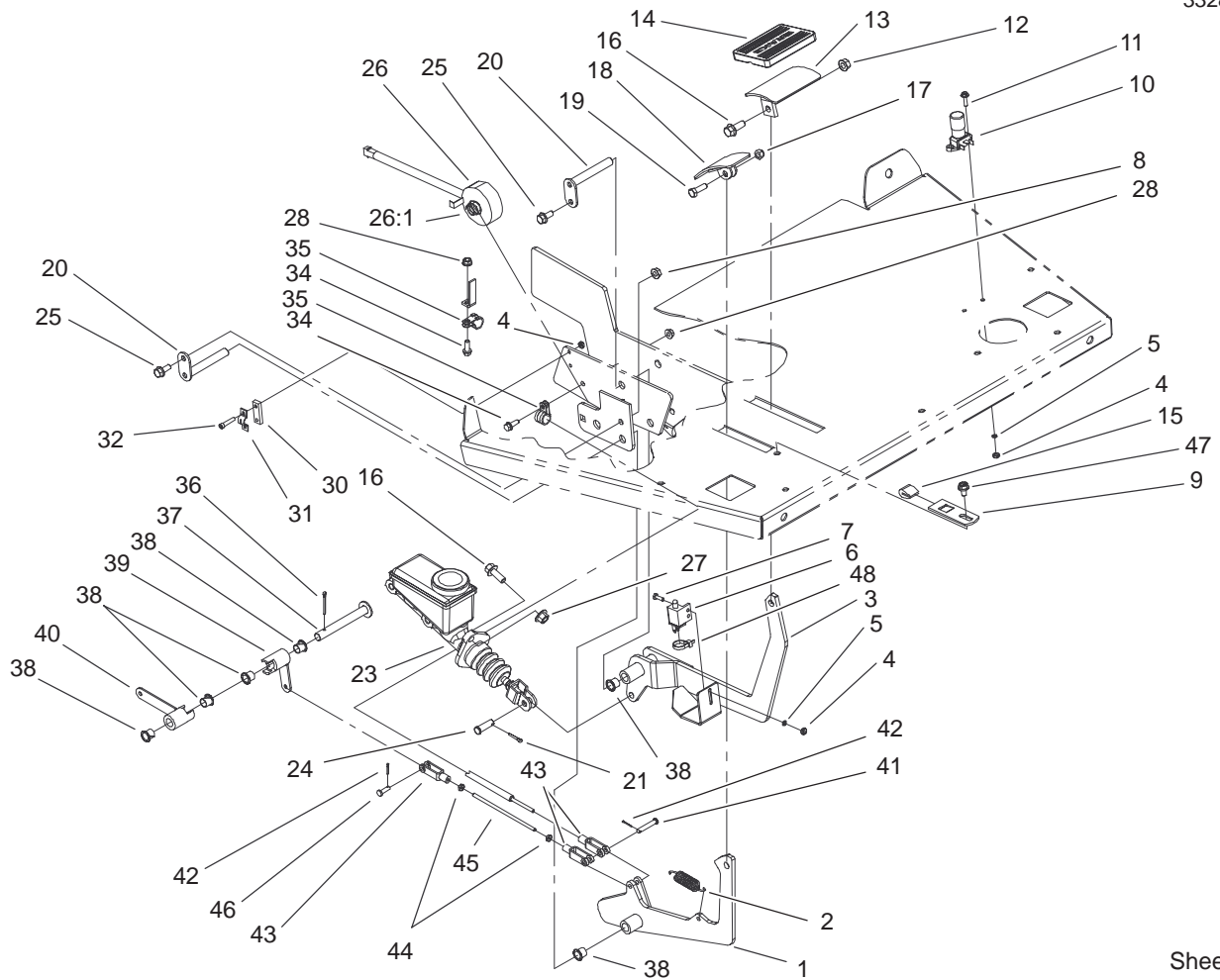
| Ref. No. | Part No. | Qty. | Description |
|----------|-------------|------|----------------------------------|
| 22 | 100-6776 | 1 | Seat Base W/Decals |
| 23 | 3217-26 | 12 | Nut-Hex |
| 24 | 3256-49 | 16 | Washer-Flat |
| 25 | 94-7074 | 1 | Flare-Fender, RH |
| 26 | 94-7075 | 1 | Flare-Fender, LH |
| 27 | 100-8443-03 | 1 | Panel-Shield RH |
| 28 | 100-8623-03 | 2 | Bracket-Support, Engine Cover |
| 29 | 92-3788 | 2 | Insert |
| 30 | 323-6 | 2 | Screw-HH |
| 31 | 3256-4 | 2 | Washer-Flat |
| 32 | 100-6731-03 | 1 | Shield-Head Light |
| 33 | 3253-21 | 2 | Washer-Lock |
| 34 | 62-5550 | 1 | Decal |
| 35 | 100-8392 | 1 | Decal |
| 36 | 100-8423 | 2 | Trim-Shield, Top |
| 37 | 100-8444 | 2 | Trim-Shield, Front And Rear |
| 38 | 100-8463 | 1 | Seal-Foam |
| 39 | 100-8499 | 2 | Seal-Foam |
| 40 | 3296-21 | 4 | Nut-Lock, NI |
| 41 | 100-8622 | 1 | Tread-Floor |
| 42 | 100-8448-03 | 1 | Panel-Shield, LH |
| 43 | 106-4872 | 2 | Pad-Foam, Headlight |
| 44 | 100-8619 | 1 | Decal-Boom Switch |
| 45 | 32128-43 | 2 | Nut-Flange |



Engine Cover Assembly (Continued)

| Ref. No. | Part No. | Qty. | Description |
|----------|----------|------|-------------|
| 46 | 3290-379 | 1 | Tie-Cable |
| 47 | 237-164 | 4 | Grommet |

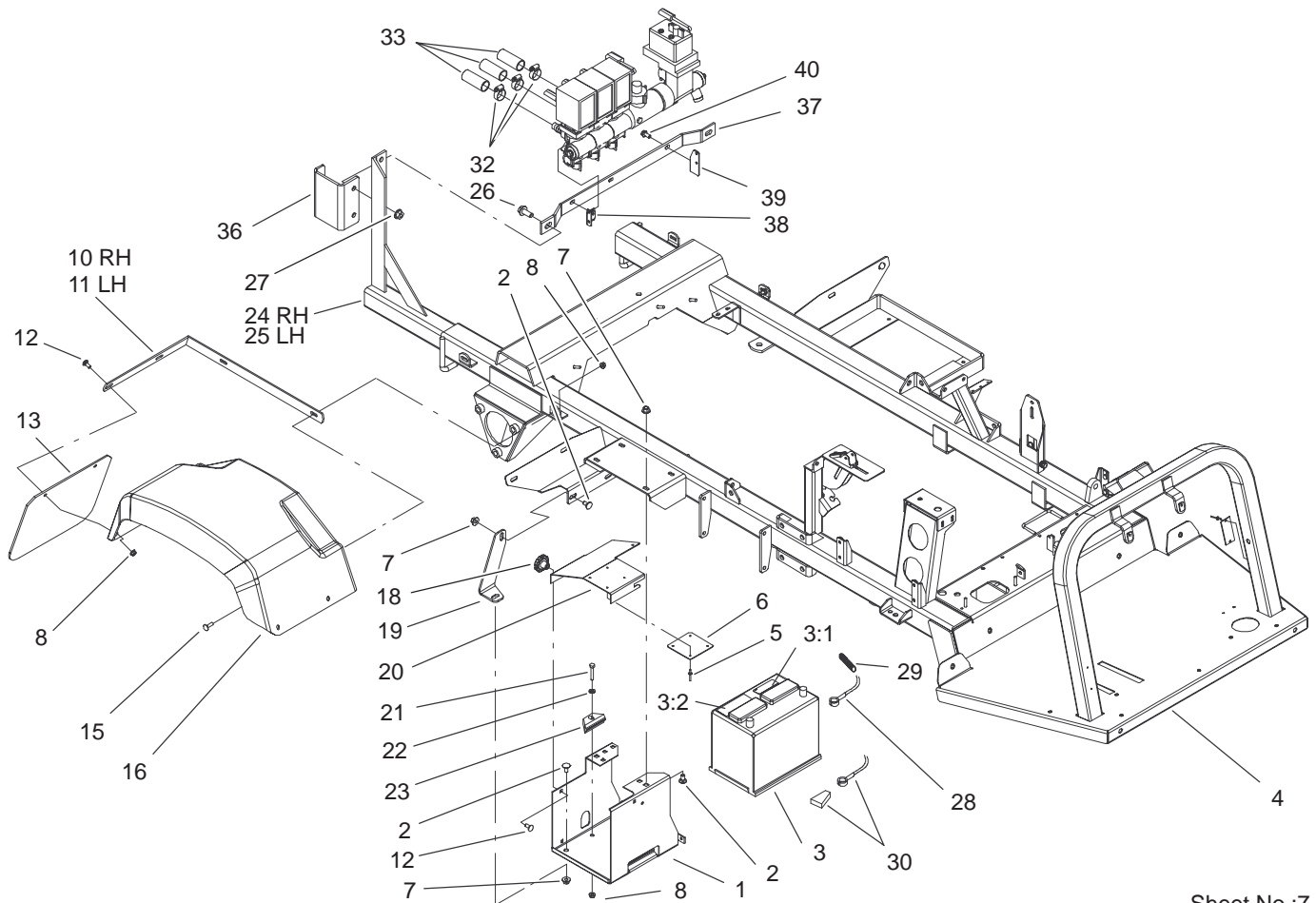
| Ref. No. | Part No. | Qty. | Description |
|----------|----------|------|-------------|
| | | | |



Sheet No.:6

Brake and Accelerator Pedal Assembly

| Ref. No. | Part No. | Qty. | Description | Ref. No. | Part No. | Qty. | Description |
|----------|-------------|------|---------------------|----------|----------|------|------------------------|
| 1 | 100-8367-03 | 1 | Accelerator-Lever | 27 | 32128-43 | 2 | Nut-Flange |
| 2 | 67-1450 | 1 | Spring-Idler, Deck | 28 | 32128-33 | 2 | Nut-HF |
| 3 | 100-8553-03 | 1 | Brake-Lever | 30 | 100-8561 | 1 | Plate-Spacer |
| 4 | 3217-26 | 6 | Nut-Hex | 31 | 100-8560 | 1 | Bracket-Throttle Cable |
| 5 | 3253-17 | 4 | Washer-Lock/Sp | 32 | 3274-81 | 2 | Screw-HSH |
| 6 | 92-0305 | 1 | Switch | 34 | 3234-4 | 2 | Screw-HHF |
| 7 | 3290-134 | 2 | Screw | 35 | 2412-134 | 2 | R-Clamp |
| 8 | 32128-20 | 2 | Nut-HF | 36 | 3272-12 | 1 | Pin-Cotter |
| 9 | 104-8791-03 | 1 | Plate-Pedal Stop | 37 | 100-8517 | 1 | Pivot Pin ASM |
| 10 | 94-7170 | 1 | Switch-Floor | 38 | 256-257 | 8 | Flange-Nyliner |
| 11 | 32105-13 | 2 | Screw-SHH | 39 | 100-8515 | 1 | Arm-Actuator, Short |
| 12 | 32128-21 | 1 | Nut-HF | 40 | 100-8512 | 1 | Arm-Actuator, Long |
| 13 | 100-8422-03 | 1 | Bracket-Pedal | 41 | 283-66 | 1 | Pin-Clevis |
| 14 | 7-3900 | 1 | Pad-Brake | 42 | 3272-1 | 2 | Pin-Cotter |
| 15 | 100-6702 | 3 | Stop-Lever, Pedal | 43 | 282-28 | 3 | Clevis-Adjustable |
| 16 | 3234-11 | 3 | Screw-HHF | 44 | 3219-14 | 3 | Nut-Hex |
| 17 | 32153-3 | 1 | Nut-Lock | 45 | 100-8562 | 1 | Rod-Threaded |
| 18 | 93-8969-03 | 1 | Pedal | 46 | 283-67 | 1 | Pin-Clevis |
| 19 | 322-5 | 1 | Screw-HH | 47 | 3234-28 | 1 | Screw-HHF |
| 20 | 100-8554 | 2 | Pin-Pivot | 48 | 3290-379 | 1 | Tie-Cable |
| 21 | 3272-10 | 1 | Pin-Cotter | | | | |
| 23 | 94-3800 | 1 | Master Cylinder ASM | | | | |
| 24 | 283-2 | 1 | Pin-Clevis | | | | |
| 25 | 3234-5 | 2 | Screw | | | | |
| 26 | 99-8090 | 1 | Magnet ASM | | | | |
| 26:1 | 93-6601 | 1 | Spring-Compression | | | | |



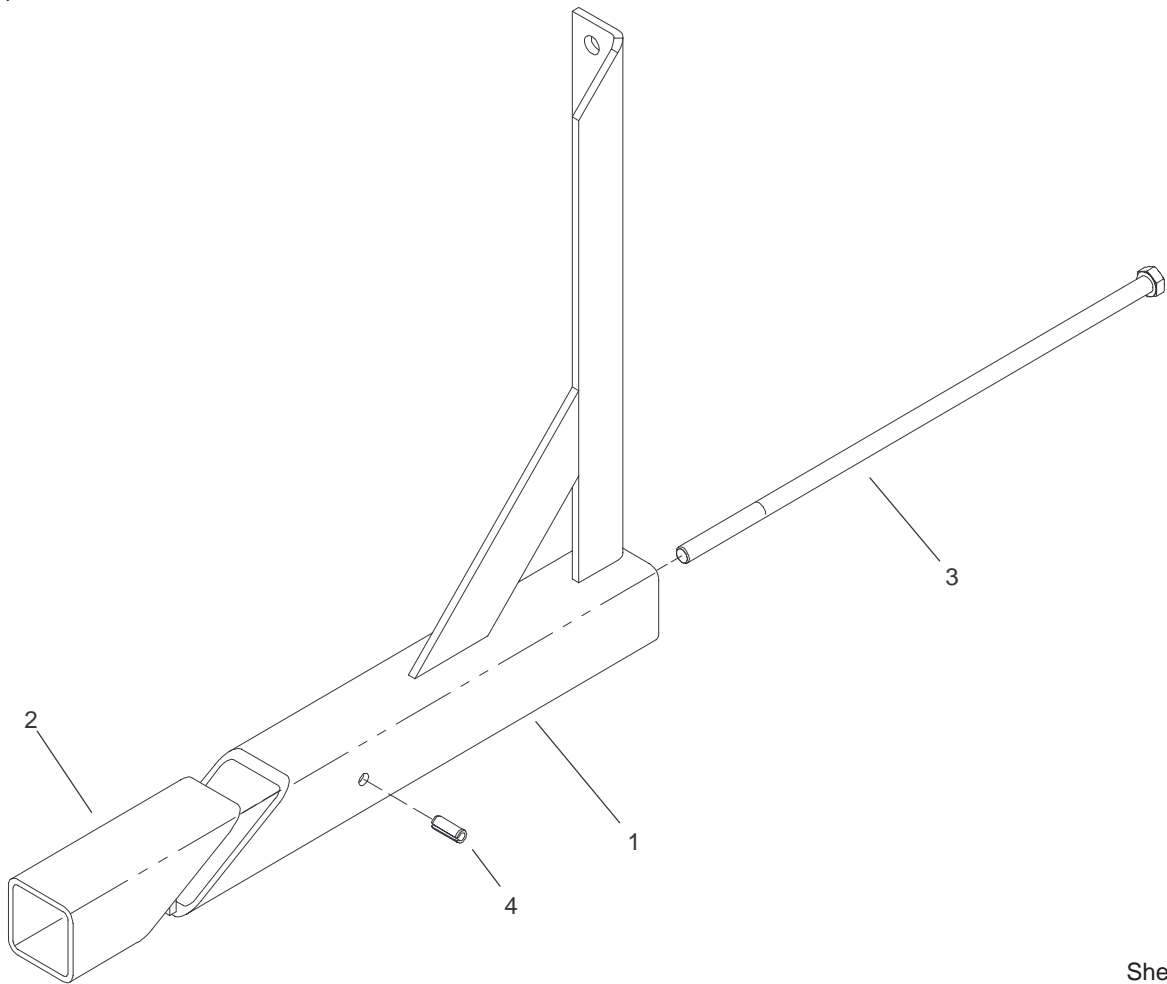
Sheet No.:7

Rear Fender and Battery Mount Assembly

| Ref. No. | Part No. | Qty. | Description |
|----------|-------------|------|--------------------------|
| 1 | 87-5120-03 | 1 | Bracket-Holder, Battery |
| 2 | 3231-1 | 4 | Screw-CARR |
| 3 | 55-7290 | 1 | Battery (Dry) |
| 3:1 | 26-7170 | 1 | Decal-Battery, Wisco |
| 3:2 | 26-7180 | 1 | Decal-Battery |
| 4 | 100-8339-03 | 1 | Mainframe ASM |
| 5 | 3269-27 | 4 | Rivet-Snap |
| 6 | 87-7620 | 1 | Shield-Terminal, Battery |
| 7 | 32128-43 | 4 | Nut-Flange |
| 8 | 32128-20 | 13 | Nut-HF |
| 10 | 100-8246-03 | 1 | Mount-Fender, RH |
| 11 | 100-8245-03 | 1 | Mount-Fender, LH |
| 12 | 3230-1 | 10 | Bolt-CARR |
| 13 | 100-8259 | 2 | Guard-Splash |
| 15 | 3230-2 | 4 | Bolt-CARR |
| 16 | 93-6498 | 2 | Fender-Rear |
| 18 | 19-4050 | 2 | Knob |
| 19 | 100-8201-03 | 1 | Support-Battery |
| 20 | 87-5130-03 | 1 | Cover-Battery |
| 21 | 322-9 | 1 | Screw-HH |
| 22 | 3256-23 | 1 | Washer-Flat |
| 23 | 66-2490 | 1 | Retainer-Battery |
| 24 | 106-4960 | 1 | RH Boom Mount ASM |
| 25 | 106-4961 | 1 | LH Boom Mount ASM |

| Ref. No. | Part No. | Qty. | Description |
|----------|-------------|------|---------------------------|
| 26 | 3234-32 | 4 | Screw-HHF |
| 27 | 32128-49 | 6 | Nut-HHF |
| 28 | 99060 | 1 | Cable-Ground |
| *28:1 | 106-4915 | 1 | Cap-Protective, Blue |
| 29 | 104-8742 | 1 | Conduit-Cable, Battery |
| 30 | 100-8439 | 1 | Cable-Battery, Positive |
| 32 | 2412-129 | 3 | Clamp-Hose |
| 33 | 41340 | 3 | Hose-Boom, Left And Right |
| 36 | 100-8431-03 | 2 | Bracket-Mounting, Boom |
| 37 | 100-8434-03 | 1 | Bar-Valve Mounting |
| 38 | 100-8432-03 | 2 | Bracket-Boom Valve ASM |
| 39 | 100-8433-03 | 1 | Bracket-Control Valve ASM |
| 40 | 3234-5 | 3 | Screw |

* Not illustrated

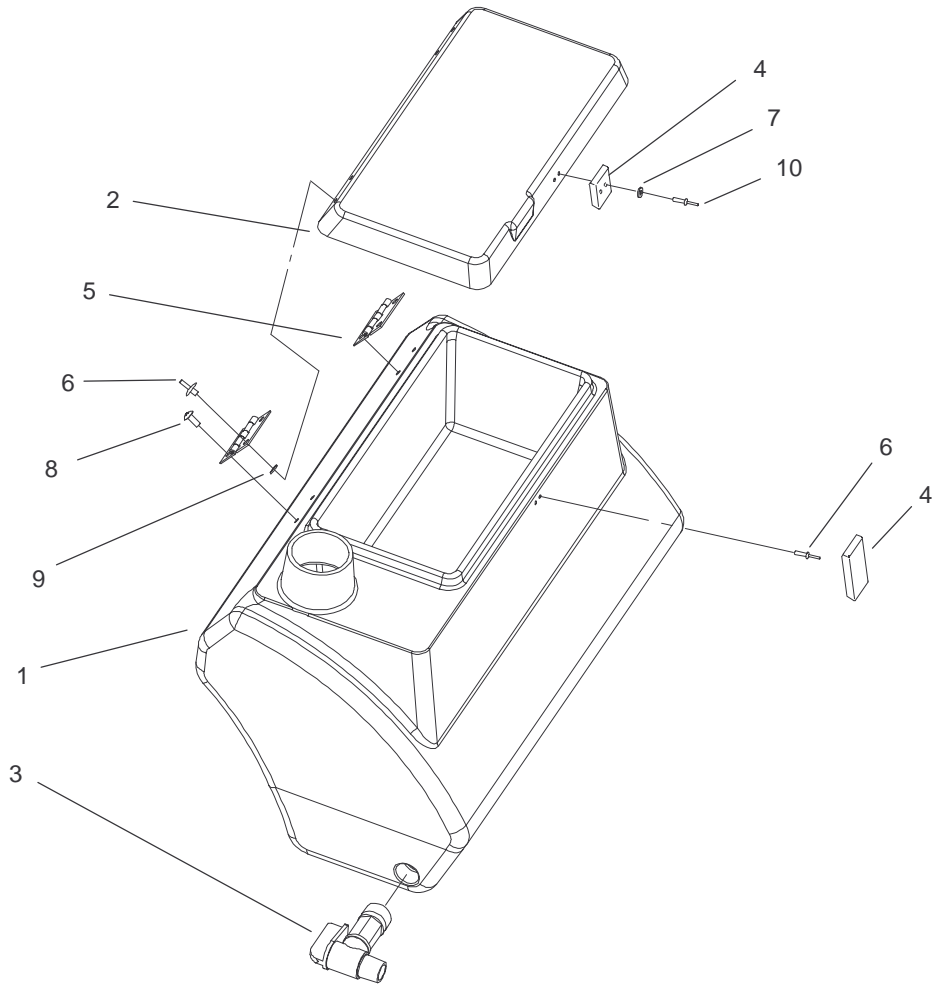


Sheet No.:A3

Right Hand Boom Mount Assembly No. 106-4960

| Ref. No. | Part No. | Qty. | Description |
|----------|----------|------|-------------------|
| 1 | 42222-03 | 1 | RH Boom Mount ASM |
| 2 | 42223-03 | 1 | Wedge-Tube ASM |
| 3 | 42199 | 1 | Bolt |
| 4 | 32121-41 | 1 | Pin-Roll |

| Ref. No. | Part No. | Qty. | Description |
|----------|----------|------|-------------|
| | | | |
| | | | |
| | | | |
| | | | |

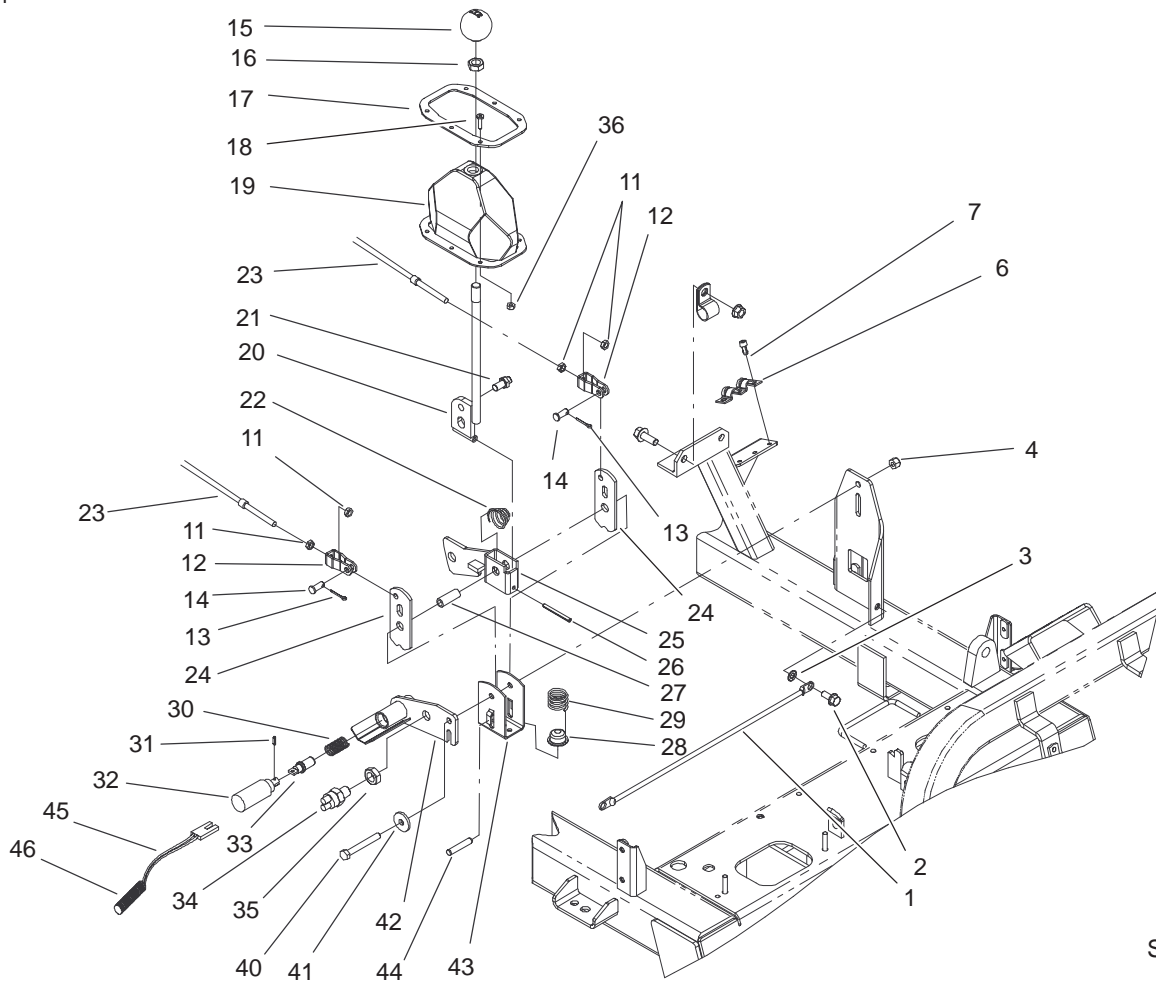


Sheet No.:A5

Fresh Water Tank Assembly No. 100-8438

| Ref. No. | Part No. | Qty. | Description |
|----------|----------|------|------------------|
| 1 | 100-8395 | 1 | Tank-Fresh Water |
| 2 | 100-8397 | 1 | Cover-Tank |
| 3 | 100-7011 | 1 | Spigot-90° |
| 4 | 100-7009 | 1 | Latch-Draw |
| 5 | 100-7010 | 2 | Hinge |
| 6 | 100-7062 | 4 | Rivet |
| 7 | 100-7063 | 4 | Rivet |
| 8 | 100-7064 | 4 | Screw |
| 9 | 100-7065 | 4 | Washer |
| 10 | 100-7066 | 2 | Washer |

| Ref. No. | Part No. | Qty. | Description |
|----------|----------|------|-------------|
| | | | |
| | | | |
| | | | |
| | | | |
| | | | |
| | | | |
| | | | |
| | | | |
| | | | |
| | | | |

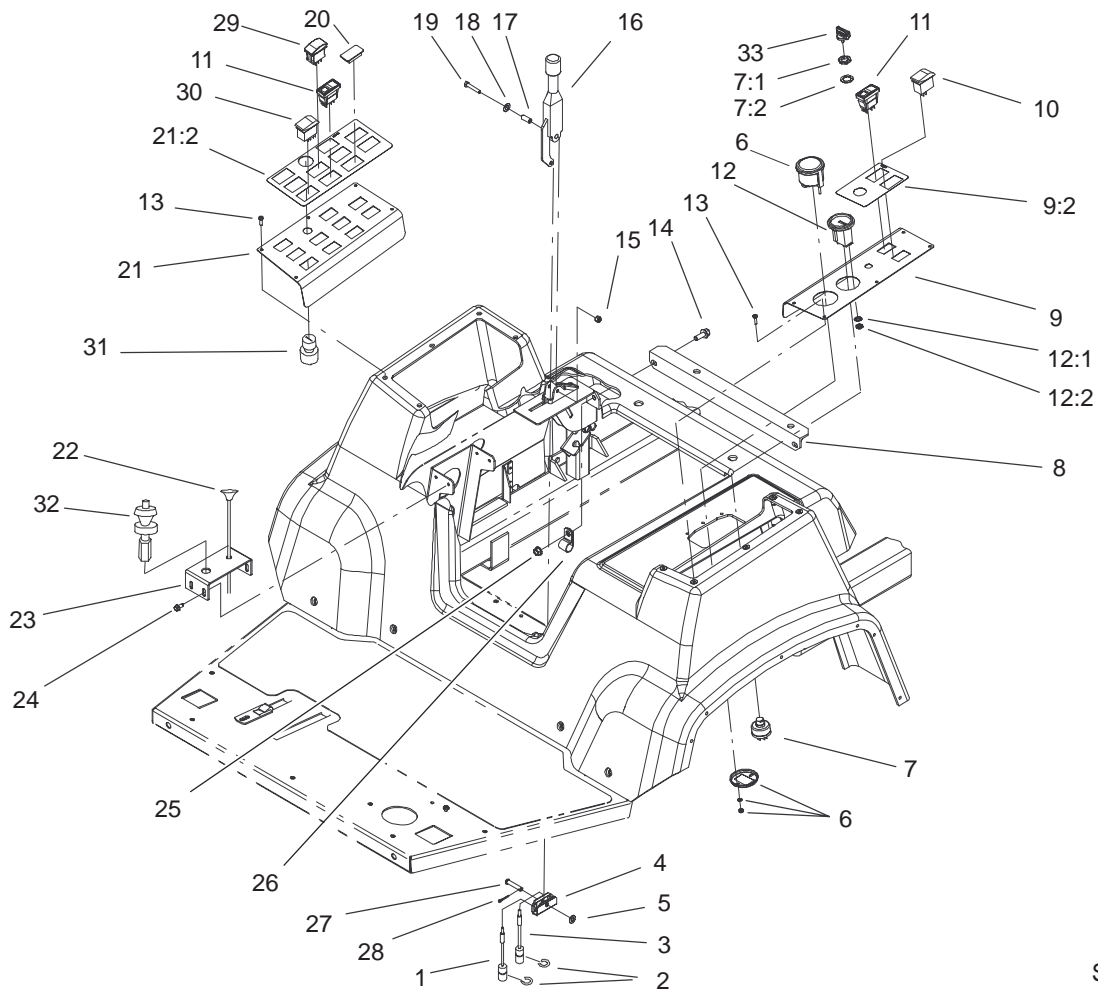


Sheet No.:9

Shifter Assembly

| Ref. No. | Part No. | Qty. | Description |
|----------|------------|------|-----------------------|
| 1 | 42617 | 1 | Cable-Ground |
| 2 | 3234-5 | 1 | Screw |
| 3 | 3255-8 | 1 | Washer-Lock |
| 4 | 3296-29 | 1 | Nut-Lock, NI |
| 6 | 87-4960 | 1 | Clamp-Cable |
| 7 | 65-5220 | 3 | Screw-Forming, Thread |
| 11 | 3220-1 | 4 | Nut-Jam |
| 12 | 87-2310 | 2 | Clevis-Cable |
| 13 | 3272-6 | 2 | Pin-Cotter |
| 14 | 283-62 | 2 | Pin-Clevis |
| 15 | 87-6720 | 1 | Knob-Shift |
| 16 | 3218-18 | 1 | Nut-Jam |
| 17 | 87-3760-03 | 1 | Plate-Boot, Shift |
| 18 | 3250-13 | 6 | Screw-PPH |
| 19 | 87-8620 | 1 | Shift Boot ASM |
| 20 | 87-2040 | 1 | Shift Lever ASM |
| 21 | 87-3650 | 1 | Pin-Shift |
| 22 | 87-2900 | 1 | Spring-Compression |
| 23 | 100-8359 | 2 | Cable-Shift, R/I |
| 24 | 87-3540 | 2 | Link-Shift |
| 25 | 100-6749 | 1 | Shifter Bracket ASM |
| 26 | 32121-48 | 1 | Pin-Spring |
| 27 | 87-2520 | 1 | Tube-Pivot |
| 28 | 87-3530 | 1 | Button-Shifter |
| 29 | 87-3660 | 1 | Spring-Compression |

| Ref. No. | Part No. | Qty. | Description |
|----------|----------|------|-----------------------|
| 30 | 100-6754 | 1 | Spring-Compression |
| 31 | 32121-7 | 1 | Pin-Spring |
| 32 | 100-6741 | 1 | Solenoid |
| 33 | 100-6746 | 1 | Pin-Shift Limiter |
| 34 | 83-1890 | 1 | Switch-Ball |
| 35 | 3220-11 | 1 | Nut-Jam |
| 36 | 3296-2 | 6 | Nut-Lock |
| 40 | 322-12 | 1 | Screw-HH |
| 41 | 356303 | 1 | Washer |
| 42 | 100-6747 | 1 | Solenoid Mount ASM |
| 43 | 87-3520 | 1 | Clevis |
| 44 | 3290-507 | 1 | Pin-Dowel |
| 45 | 100-6751 | 1 | Harness-Shift Limiter |
| 46 | 100-7072 | 1 | Protector-Wire |

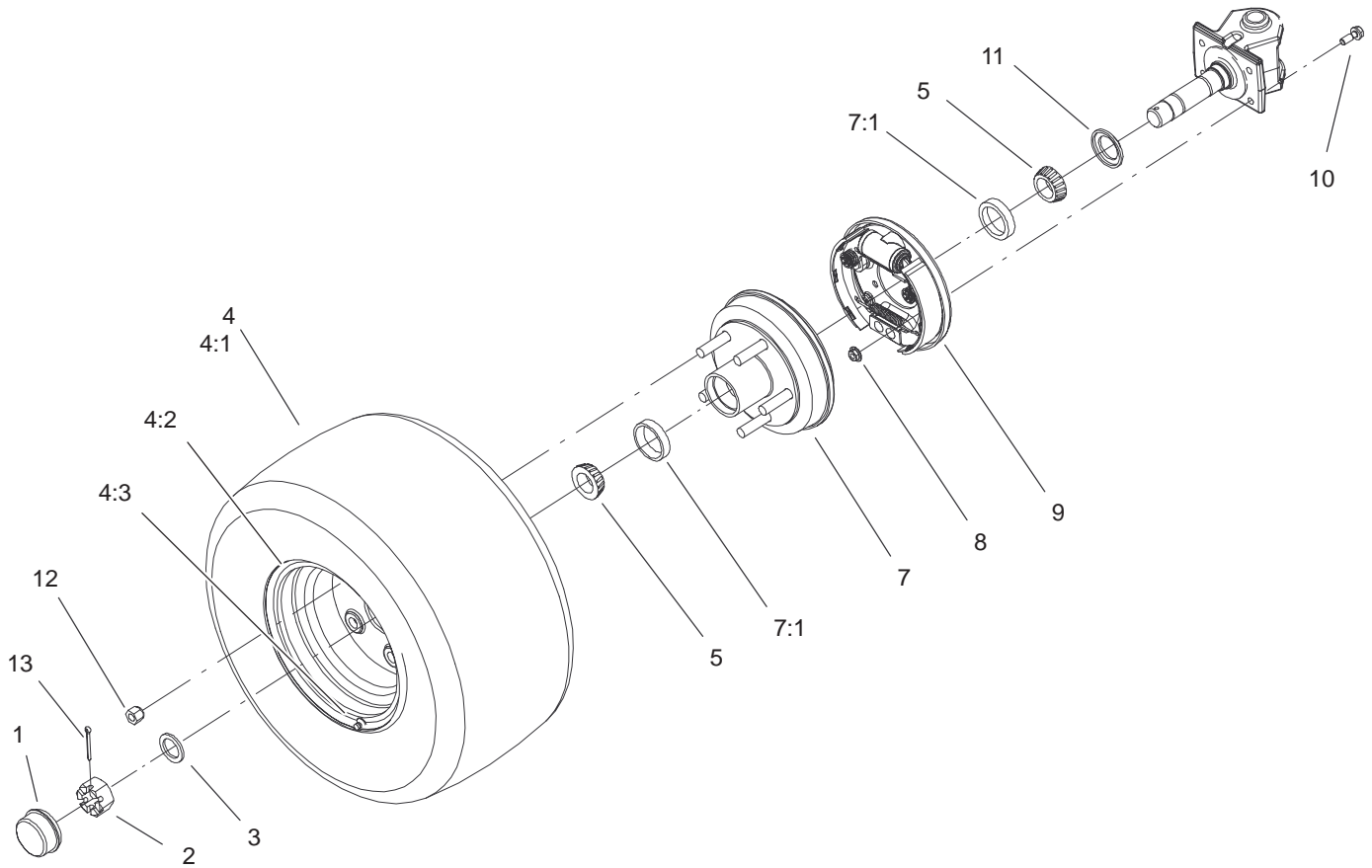


Sheet No.:11

Parking Brake and Console Assembly

| Ref. No. | Part No. | Qty. | Description |
|----------|-------------|------|---------------------------|
| 1 | 87-8240 | 1 | Cable-Brake |
| 2 | 32120-47 | 2 | Ring-Retaining, External |
| 3 | 100-8261 | 1 | Cable-Park Brake, RH |
| 4 | 87-3480 | 1 | Bracket-Equalizer, Cable |
| 5 | 3256-23 | 1 | Washer-Flat |
| 6 | 42610 | 1 | Voltmeter |
| 7 | 83-0020 | 1 | Switch-Starter |
| 7:1 | 218-461 | 1 | Nut-HH |
| 7:2 | 3254-5 | 1 | Washer-Tooth |
| 8 | 100-8532-03 | 1 | Seatbox-Angle |
| 9 | 100-8452 | 1 | Vehicle Control Panel ASM |
| 9:2 | 100-8470 | 1 | Decal-Controls |
| 10 | 100-8469 | 1 | Switch-Rocker |
| 11 | 104-9007 | 2 | Switch-Rocker |
| 12 | 66-2950 | 1 | Gauge-Hourmeter |
| 12:1 | 3255-20 | 2 | Washer-Lock |
| 12:2 | 3217-25 | 2 | Nut-Hex |
| 13 | 3250-25 | 10 | Screw-PPH |
| 14 | 3234-11 | 2 | Screw-HHF |
| 15 | 3296-42 | 1 | Nut-Lock, NI |
| 16 | 87-2710 | 1 | Lever-Brake |
| 17 | 87-4710 | 1 | Spacer-Brake, Parking |

| Ref. No. | Part No. | Qty. | Description |
|----------|-------------|------|----------------------------|
| 18 | 3290-477 | 1 | Washer-Curved |
| 19 | 321-9 | 1 | Screw-HH |
| 20 | 99-7420 | 5 | Plug-Hole |
| 21 | 100-8505 | 1 | Spray Control Panel ASM |
| 21:2 | 100-8489 | 1 | Decal-Spray Control |
| 22 | 41697 | 1 | Choke-Control |
| 23 | 100-8385-03 | 1 | Bracket-Throttle Speed |
| 24 | 32144-10 | 4 | Screw-HWH |
| 25 | 32128-21 | 2 | Nut-HF |
| 26 | 2412-81 | 2 | Clamp |
| 27 | 94-3829 | 1 | Pin-Clevis |
| 28 | 3272-6 | 1 | Pin-Cotter |
| 29 | 100-1535 | 1 | Switch |
| 30 | 100-8490 | 3 | Switch-Dpdt |
| 31 | 94-5245 | 1 | Switch-Key |
| 32 | 100-8384 | 1 | Throttle Speed Control ASM |
| 33 | 63-8360 | 1 | Key-Ignition |

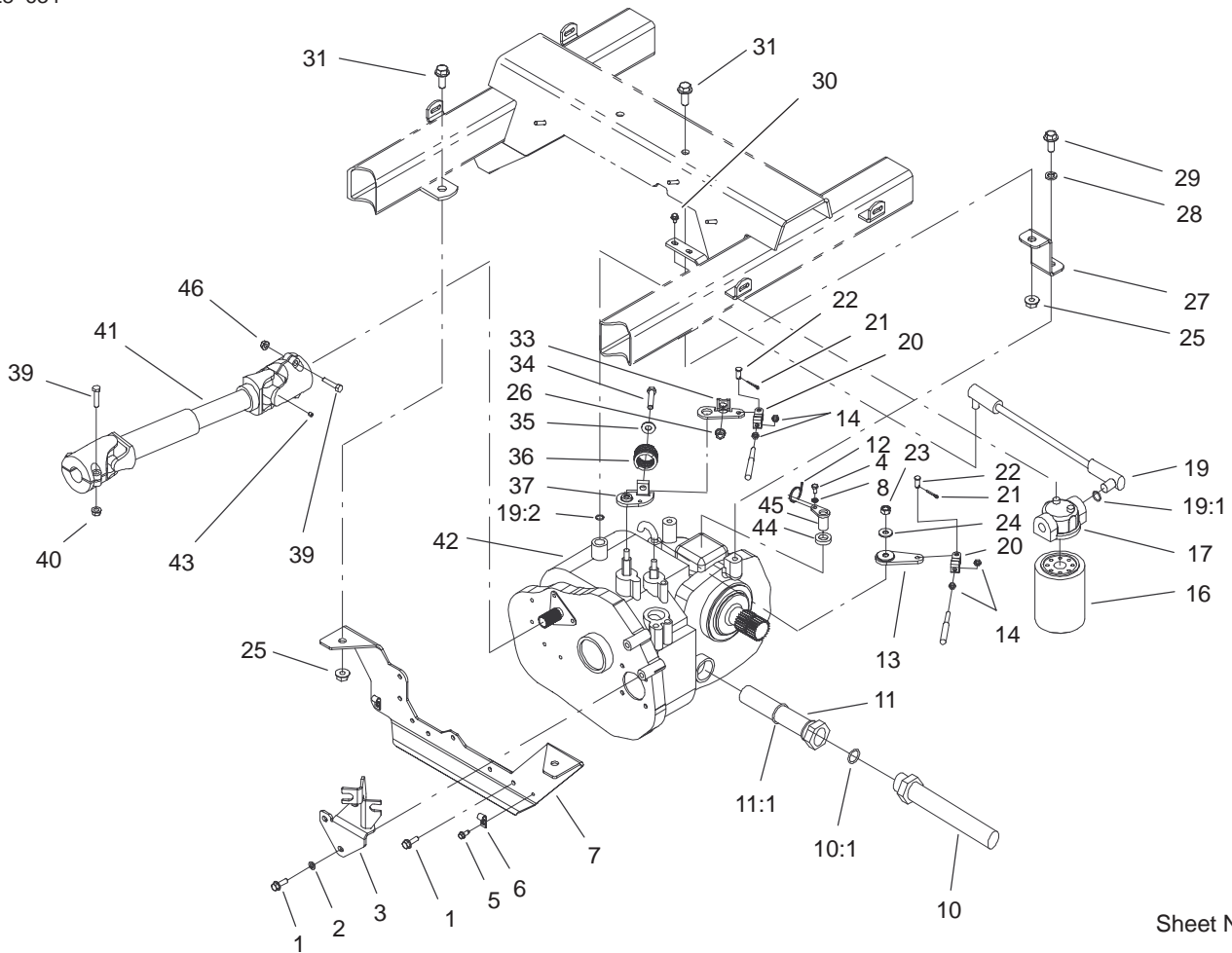


Sheet No.:12

Front Wheel Assembly

| Ref. No. | Part No. | Qty. | Description |
|----------|----------|------|-----------------------------|
| 1 | 241-119 | 2 | Cap-Dust |
| 2 | 1-809082 | 2 | Nut-SHH |
| 3 | 27-1850 | 2 | Washer-Pivot |
| 4 | 93-6487 | 2 | Front Tire And Wheel ASM |
| 4:1 | 93-6486 | 1 | Tire |
| 4:2 | 241-121 | 1 | Wheel ASM |
| 4:3 | 232-27 | 1 | Stem-Valve |
| 5 | 254-92 | 4 | Cone-Bearing, Outer |
| 7 | 100-8287 | 2 | Hub/Drum-Front |
| 7:1 | 254-72 | 2 | Bearing-Cup, Tapered |
| 8 | 32128-28 | 8 | Locknut |
| 9 | 100-8285 | 2 | Front Brake ASM |
| 10 | 86-8610 | 8 | Screw-HHF |
| 11 | 253-129 | 2 | Seal |
| 12 | 321077 | 10 | Nut-Wheel |
| 13 | 3272-13 | 2 | Pin-Cotter |

| Ref. No. | Part No. | Qty. | Description |
|----------|----------|------|-------------|
| | | | |
| | | | |
| | | | |
| | | | |
| | | | |
| | | | |
| | | | |
| | | | |
| | | | |
| | | | |

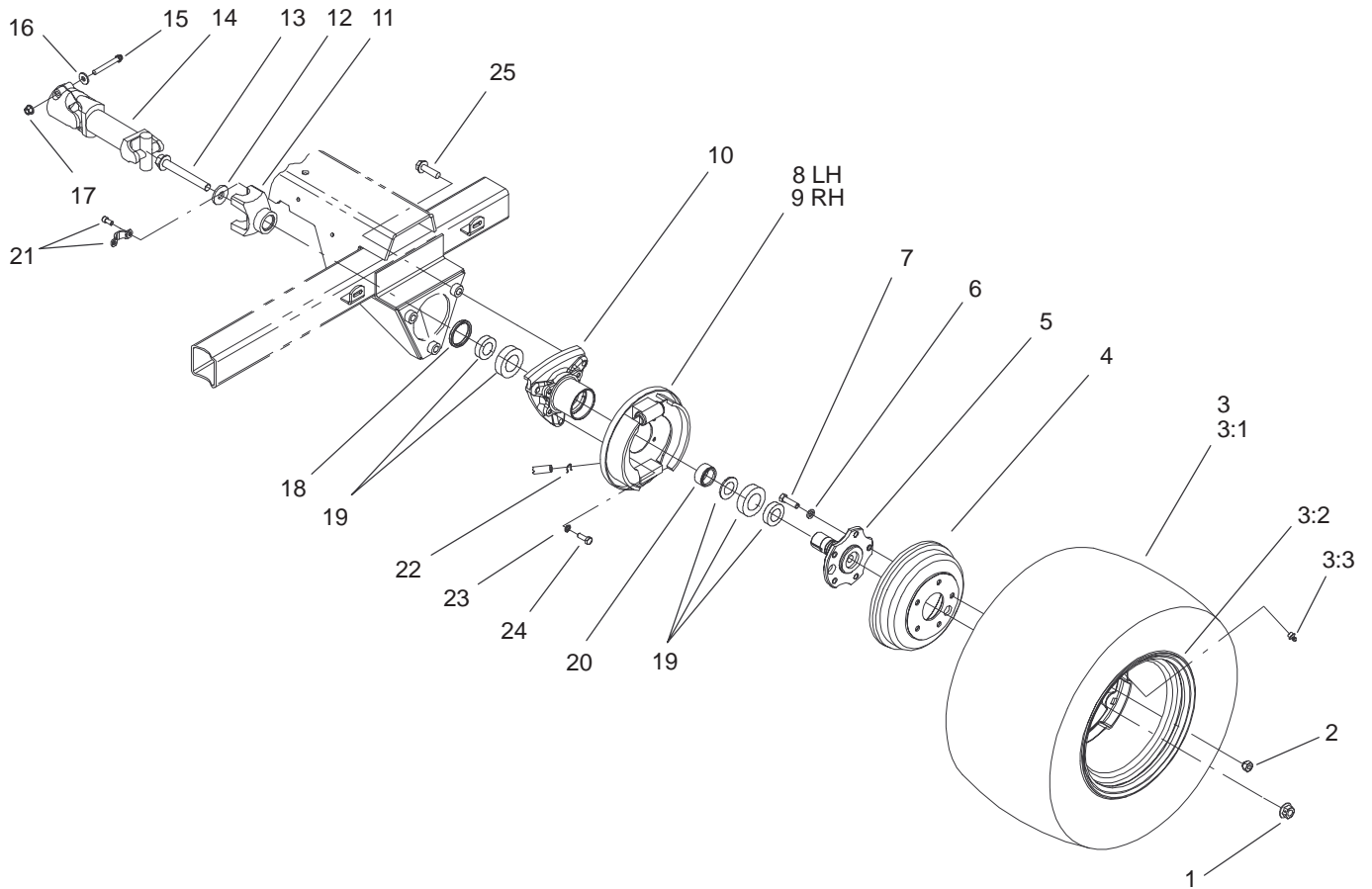


Sheet No.:13

Transaxle Installation Assembly

| Ref. No. | Part No. | Qty. | Description |
|----------|-------------|------|-----------------------------|
| 1 | 33104-025 | 10 | Screw-HHF |
| 2 | 3253-4 | 10 | Washer-Lock |
| 3 | 100-8303-03 | 1 | Mount-Cable |
| 4 | 33113-012 | 1 | Screw-HH |
| 5 | 32144-10 | 2 | Screw-HWH |
| 6 | 2412-89 | 2 | Clamp |
| 7 | 100-8531-03 | 1 | Transaxle-Mount |
| 8 | 48-8020 | 1 | Washer-Spring |
| 10 | 100-8250 | 1 | Hose-Suction |
| 10:1 | 237-81 | 1 | O-Ring |
| 11 | 87-3990 | 1 | Strainer-Transaxle |
| 11:1 | 237-123 | 1 | O-Ring |
| 12 | 3290-379 | 1 | Tie-Cable |
| 13 | 87-7960 | 1 | Lever-Shift |
| 14 | 3220-1 | 4 | Nut-Jam |
| 16 | 54-0110 | 1 | Filter-Oil, Transmission |
| 17 | 87-8780 | 1 | Head-Filter |
| 19 | 100-8254 | 1 | Hose-Axle Return |
| 19:1 | 237-79 | 1 | O-Ring |
| 19:2 | 237-42 | 1 | O-Ring |
| 20 | 87-2310 | 2 | Clevis-Cable |
| 21 | 3272-6 | 2 | Pin-Cotter |
| 22 | 283-62 | 2 | Pin-Clevis |
| 23 | 48-9520 | 2 | Nut |
| 24 | 80-6990 | 2 | Washer-Hardened |

| Ref. No. | Part No. | Qty. | Description |
|----------|-------------|------|--------------------------|
| 25 | 32128-49 | 2 | Nut-HHF |
| 26 | 32128-21 | 1 | Nut-HF |
| 27 | 100-8220-03 | 2 | Strap-Transaxle Mount |
| 28 | 3253-7 | 2 | Washer-Lock |
| 29 | 33106-030 | 2 | Screw-HHF |
| 30 | 3234-33 | 2 | Screw-HHF |
| 31 | 3234-32 | 4 | Screw-HHF |
| 33 | 87-8250 | 1 | Plate-Arm, Shift |
| 34 | 323-10 | 1 | Screw-HH |
| 35 | 3256-4 | 1 | Washer-Flat |
| 36 | 87-6910 | 1 | Spring-Compression |
| 37 | 87-7970 | 1 | Arm-Shift |
| 39 | 322-7 | 4 | Screw-HH |
| 40 | 3296-29 | 4 | Nut-Lock, NI |
| 41 | 100-8293 | 1 | Drive Shaft-Input |
| 42 | 104-9078 | 1 | Transaxle |
| 43 | 3245-32 | 1 | Screw-HS |
| 44 | 92-3735 | 1 | Oil Seal-Sensor |
| 45 | 85-4350 | 1 | Sensor-Geartooth |

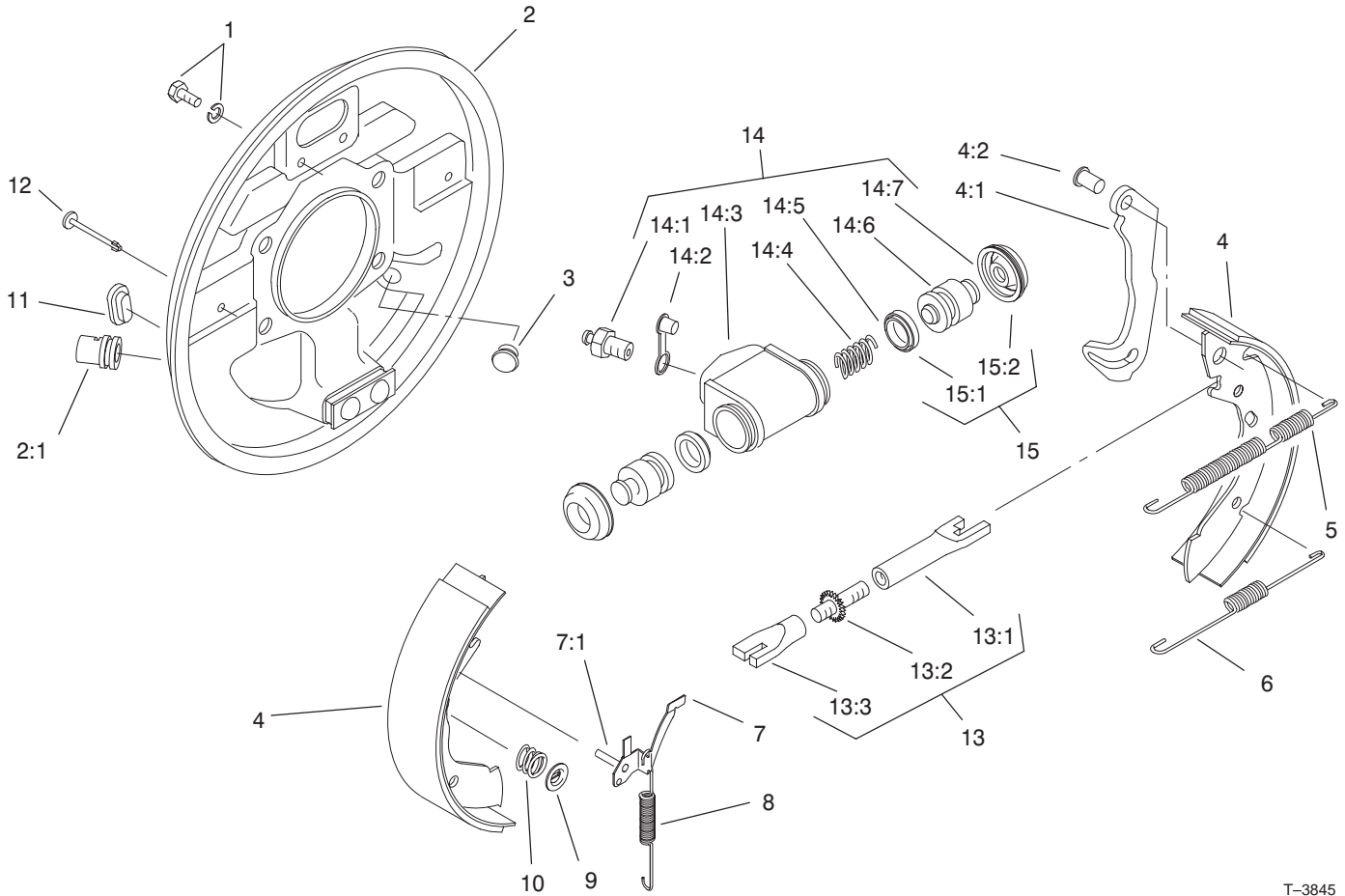


Sheet No.:14

Rear Wheel Assembly

| Ref. No. | Part No. | Qty. | Description |
|----------|-------------|------|----------------------------|
| 1 | 105-1764 | 2 | Nut-Flange, Side Lock |
| 2 | 321077 | 10 | Nut-Wheel |
| 3 | 87-5370 | 2 | Rear Tire And Wheel ASM |
| 3:1 | 87-6740 | 1 | Tire-Rear |
| 3:2 | 87-6750 | 1 | Wheel |
| 3:3 | 232-27 | 1 | Stem-Valve |
| 4 | 93-7128 | 2 | Drum-Brake |
| 5 | 105-1717-03 | 2 | Axle-Stub |
| 6 | 3253-6 | 10 | Washer-Lock |
| 7 | 87-2080 | 10 | Bolt-Hex, TAP |
| 8 | 93-7126 | 1 | LH Rear Brake ASM |
| 9 | 93-7125 | 1 | RH Rear Brake ASM |
| 10 | 87-2240-03 | 2 | Housing-Axle |
| 11 | 92-4190 | 2 | Yoke |
| 12 | 104-9216 | 2 | Washer-Hardened |
| 13 | 105-1763 | 2 | Screw-Hfh |
| 14 | 98-2918 | 2 | Driveshaft ASM |
| 15 | 98-2939 | 4 | Screw-Cap |
| 16 | 80-6990 | 4 | Washer-Hardened |
| 17 | 32128-36 | 4 | Nut-HF |
| 18 | 87-3590 | 2 | Seal-Bearing |
| 19 | 87-1970 | 2 | Bearing |
| 20 | 87-4060 | 2 | Spacer-Bearing, Wheel |
| 21 | 92-4189 | 2 | Strap And Bolt Kit |

| Ref. No. | Part No. | Qty. | Description |
|----------|----------|------|-------------------|
| 22 | 87-3310 | 2 | Clip-Cable, Brake |
| 23 | 3253-21 | 8 | Washer-Lock |
| 24 | 323-6 | 8 | Screw-HH |
| 25 | 3234-22 | 6 | Screw-HHF |



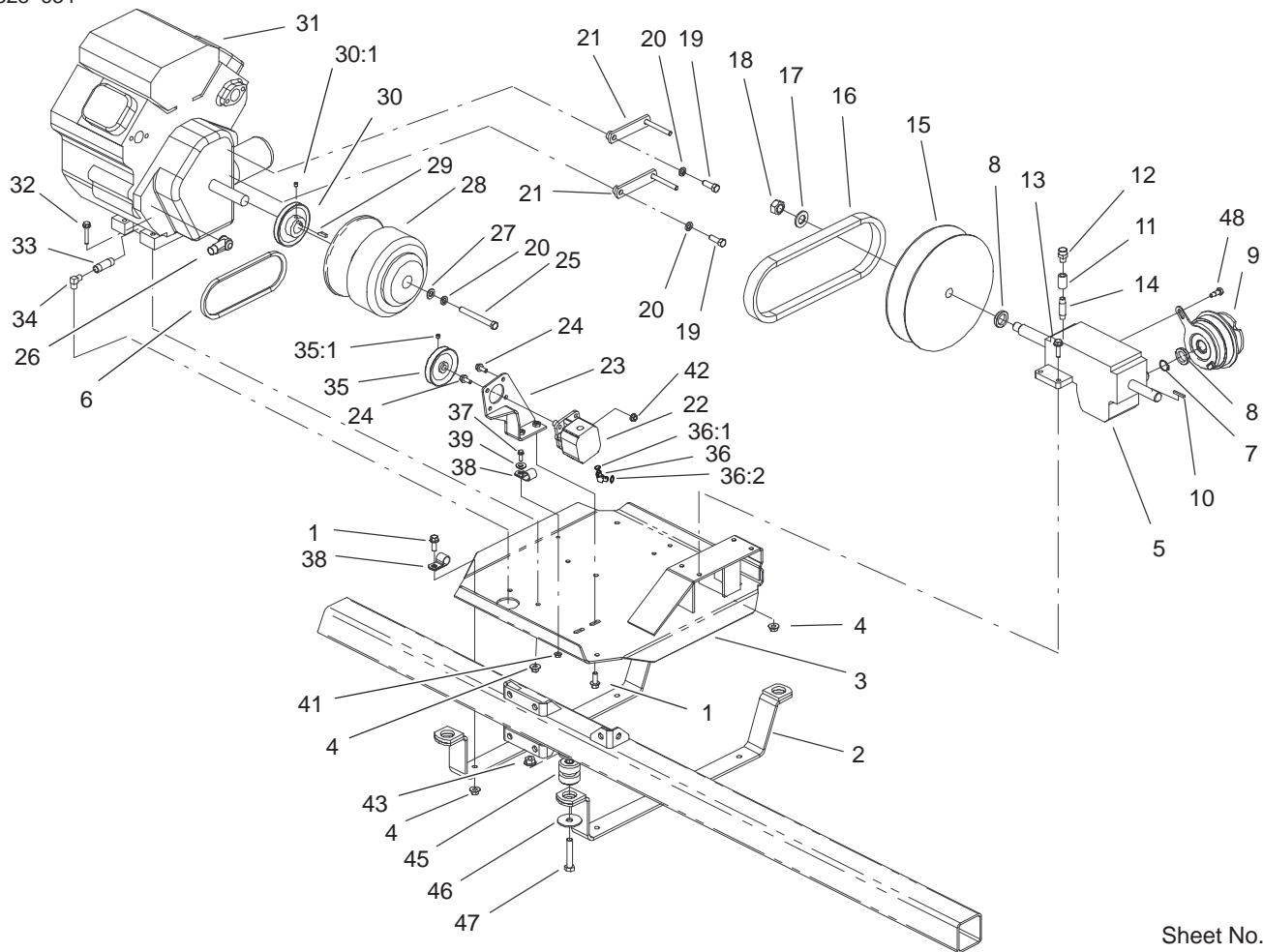
T-3845
Sheet No.:A7

Rear Brake Assembly No. 93-7125 (Right) and 93-7126 (Left)

| Ref. No. | Part No. | Qty. | Description |
|----------|----------|------|---------------------------|
| 1 | 92-4135 | 2 | Bolt-Set |
| 2 | 92-4136 | 1 | LH Backplate ASM |
| 2 | 92-4100 | 1 | RH Backplate ASM |
| ☆2:1 | | 1 | Guide-Pipe |
| 3 | 92-4146 | 1 | Plunger ASM |
| 4 | 92-4143 | 1 | Lined Shoe Kit |
| ☆4:1 | | 1 | Lever-Operating |
| ☆4:2 | | 1 | Pin |
| 5 | 92-4147 | 1 | Spring-Shoe Ret, Upper LH |
| 5 | 92-4148 | 1 | Spring-Shoe Ret, Upper RH |
| 6 | 92-4149 | 1 | Spring-Shoe Ret, Lower |
| 7 | 92-4124 | 1 | RH Pawl Lever ASM |
| 7 | 92-4123 | 1 | LH Pawl Lever ASM |
| ☆7:1 | | 1 | Pin-Pawl |
| 8 | 92-4150 | 1 | Spring-Adjuster, LH |
| 8 | 92-4151 | 1 | Spring-Adjuster, RH |
| 9 | 92-4131 | 2 | Washer-Hold Down, Shoe |
| 10 | 92-4152 | 2 | Spring-Hold Down, Shoe |
| 11 | 92-4134 | 1 | Plug-Inspection |

| Ref. No. | Part No. | Qty. | Description |
|----------|----------|------|-----------------------|
| 12 | 92-4133 | 2 | Pin-Hold Down, Shoe |
| 13 | 92-4144 | 1 | LH Adjustor ASM |
| 13 | 92-4145 | 1 | RH Adjustor ASM |
| ☆13:1 | | 1 | Pushrod-Female |
| ☆13:2 | | 1 | Bolt-Adjuster |
| ☆13:3 | | 1 | Sleeve-Adjuster |
| 14 | 92-4140 | 1 | LH Wheel Cylinder ASM |
| 14 | 92-4141 | 1 | RH Wheel Cylinder ASM |
| 14:1 | 92-4137 | 1 | Screw-Bleed |
| 14:2 | 92-4114 | 1 | Cap-Screw, Bleed |
| ☆14:3 | | 1 | Body |
| ☆14:4 | | 1 | Spring |
| ☆14:5 | | 2 | Seal-'I' Type |
| ☆14:6 | | 2 | Piston |
| ☆14:7 | | 2 | Cover-Dust |
| 15 | 92-4142 | 1 | Seal Kit |
| ☆15:1 | | 2 | Seal-'I' Type |
| ☆15:2 | | 2 | Cover-Dust |

☆ Not serviced separately

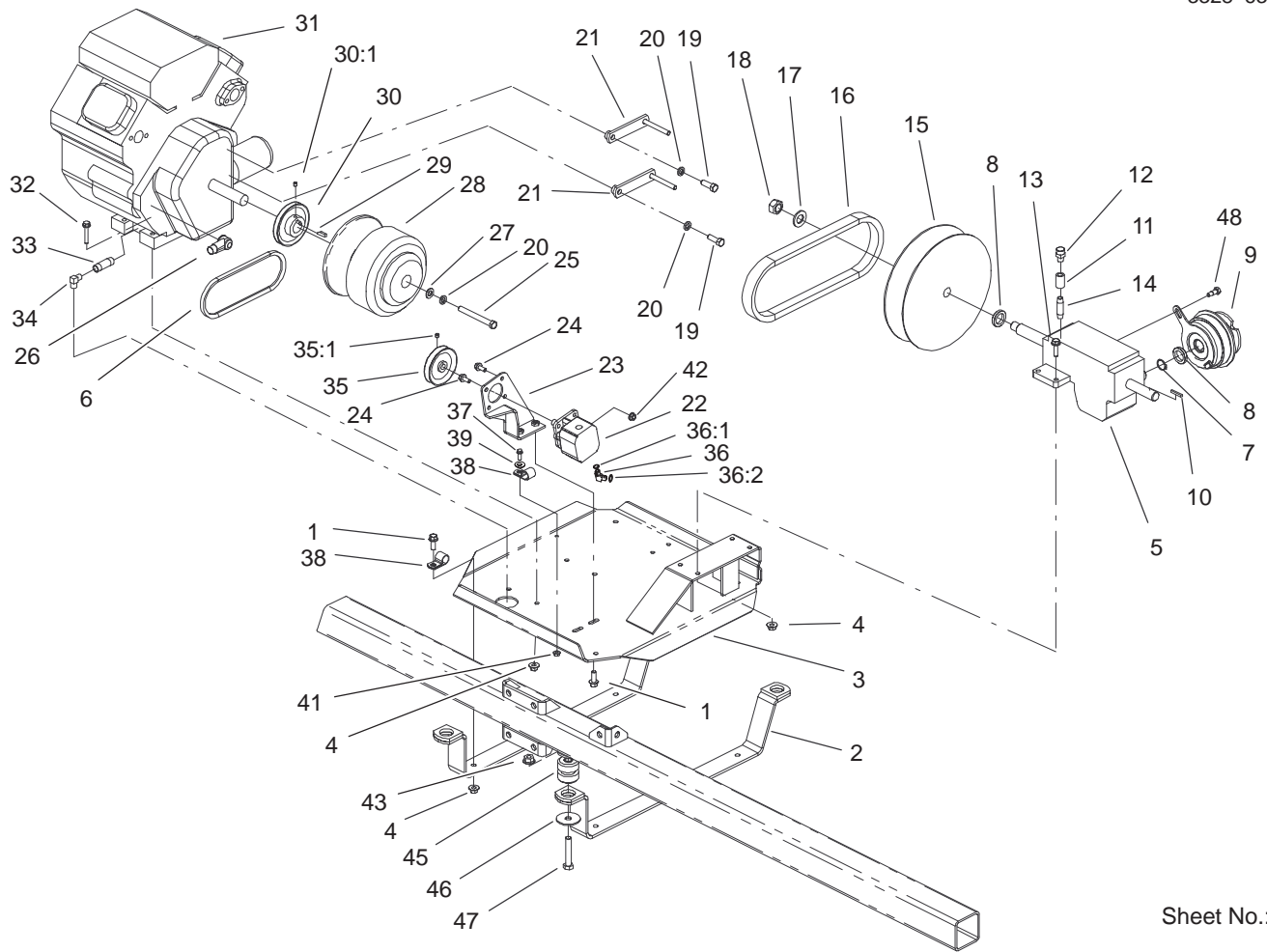


Sheet No.:15

Engine Installation Assembly

| Ref. No. | Part No. | Qty. | Description |
|----------|-------------|------|-----------------------------|
| 1 | 3234-11 | 6 | Screw-HHF |
| 2 | 100-8377-03 | 2 | Strap-Support, Engine |
| 3 | 100-8357-03 | 1 | Plate-Mounting, Engine |
| 4 | 32128-43 | 12 | Nut-Flange |
| 5 | 99-0663 | 1 | Gearbox-Pump Drive |
| 6 | 100-8372 | 1 | Belt-Steering |
| 7 | 32151-36 | 1 | Ring-Retaining |
| 8 | 100-8390 | 2 | Spacer |
| 9 | 100-8290 | 1 | Clutch-Electric, Pump Drive |
| 10 | 92-0049 | 1 | Key-Square |
| 11 | 106-4869 | 1 | Pipe-Coupling |
| 12 | 100-6931 | 1 | Breather |
| 13 | 3234-24 | 4 | Screw-HHF |
| 14 | 104-8766 | 1 | Nipple |
| 15 | 100-8289 | 1 | Drive Pulley ASM |
| 16 | 99-0735 | 1 | Belt-Cvt |
| 17 | 3256-28 | 1 | Washer-Flat |
| 18 | 100-8486 | 1 | Nut-Locking, LH |
| 19 | 324-5 | 2 | Screw-HH |
| 20 | 3253-6 | 3 | Washer-Lock |
| 21 | 100-8373 | 2 | Belt Guide ASM |
| 22 | 100-8302 | 1 | Pump-Steering |
| 23 | 100-8368-03 | 1 | Bracket-Pump, Steering |

| Ref. No. | Part No. | Qty. | Description |
|----------|----------|------|-----------------------------|
| 24 | 322-4 | 4 | Screw-HH |
| 25 | 3212-16 | 1 | Screw-HH |
| 26 | 104-8798 | 1 | Boot-Terminal |
| 27 | 3256-25 | 1 | Washer-Flat |
| 28 | 100-8288 | 1 | Clutch-Driver |
| 29 | 100-8260 | 1 | Key-Shaft |
| 30 | 92-0488 | 1 | Pulley-Pump, Power Steering |
| 30:1 | 3246-2 | 1 | Screw-Set, HSH |
| 31 | 99-0819 | 1 | Engine-Kohler, Ps-64647 |
| 32 | 3234-19 | 4 | Screw-HHF |
| 33 | 92-3647 | 1 | Nipple |
| 34 | 95023 | 1 | Elbow-90° |
| 35 | 100-8371 | 1 | Pulley-Pump, Power Steering |
| 35:1 | 3246-2 | 1 | Screw-Set, HSH |
| 36 | 100-8255 | 1 | Fitting-90° Suction |
| 36:1 | 237-80 | 1 | O-Ring |
| 36:2 | 237-177 | 1 | O-Ring |
| 37 | 3234-4 | 1 | Screw-HHF |
| 38 | 2412-81 | 3 | Clamp |
| 39 | 3256-22 | 1 | Washer-Flat |
| 41 | 32128-33 | 1 | Nut-HF |
| 42 | 32128-20 | 4 | Nut-HF |

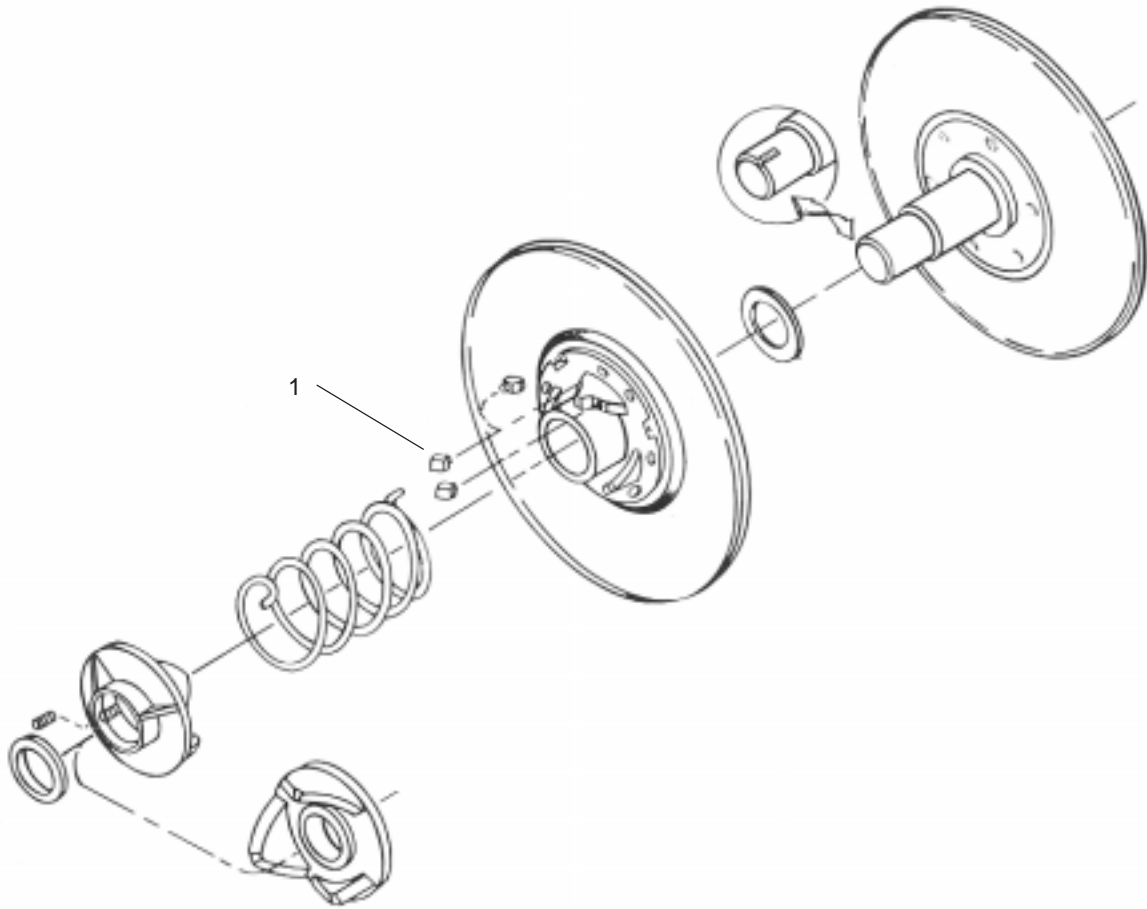


Sheet No.:15

Engine Installation Assembly (Continued)

| Ref. No. | Part No. | Qty. | Description |
|----------|----------|------|------------------|
| 43 | 32128-49 | 4 | Nut-HHF |
| 45 | 87-4970 | 4 | Engine Mount ASM |
| 46 | 41985 | 4 | Special-Washer |
| 47 | 325-11 | 4 | Screw-HH |
| 48 | 59-5400 | 1 | Bolt-Shoulder |

| Ref. No. | Part No. | Qty. | Description |
|----------|----------|------|-------------|
| | | | |
| | | | |
| | | | |
| | | | |

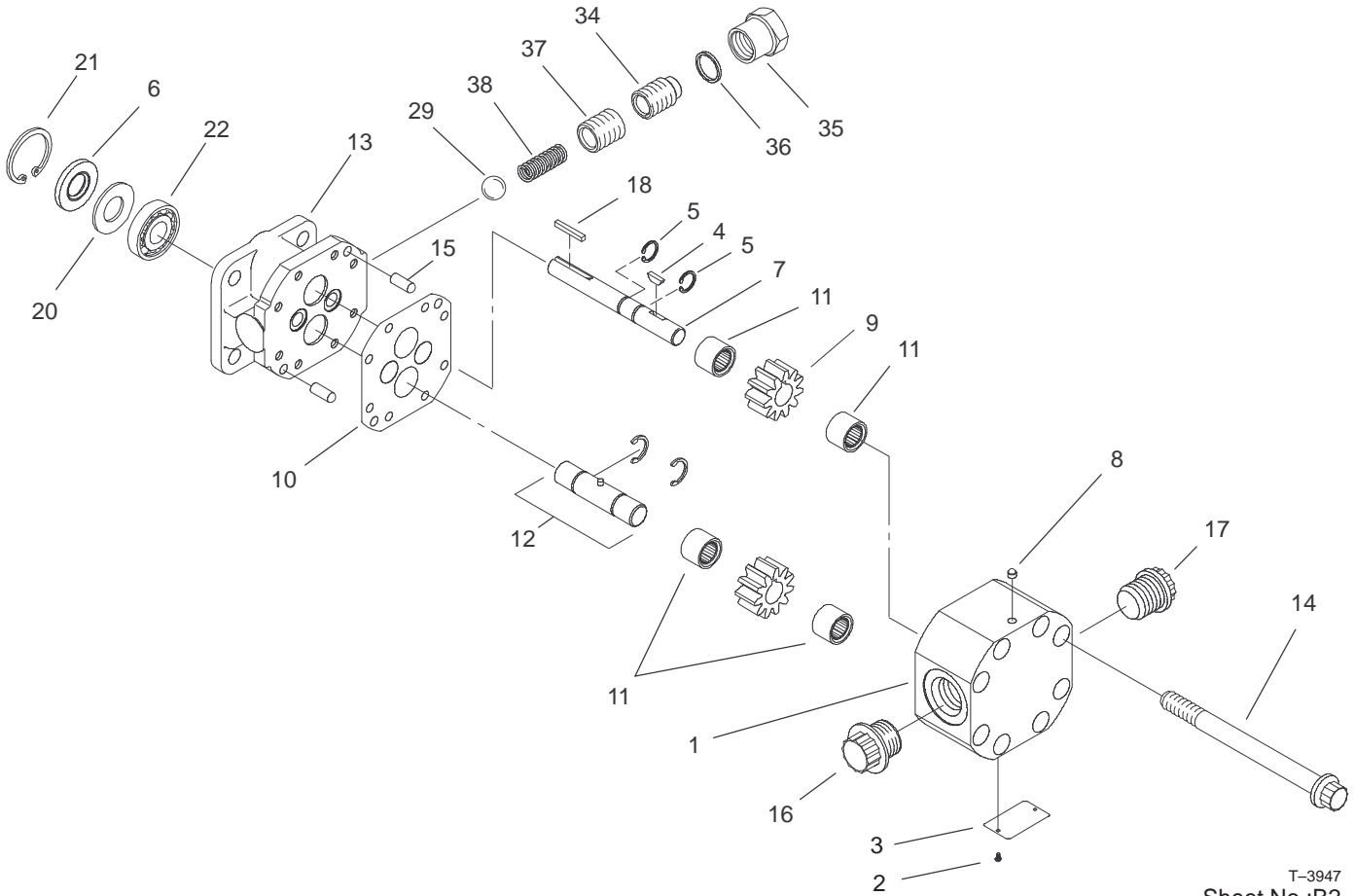


T-3950
Sheet No.:B1

Drive Pulley Assembly No. 100-8289

| Ref. No. | Part No. | Qty. | Description |
|----------|----------|------|-------------|
| 1 | 104-1683 | 6 | Button |

| Ref. No. | Part No. | Qty. | Description |
|----------|----------|------|-------------|
| | | | |



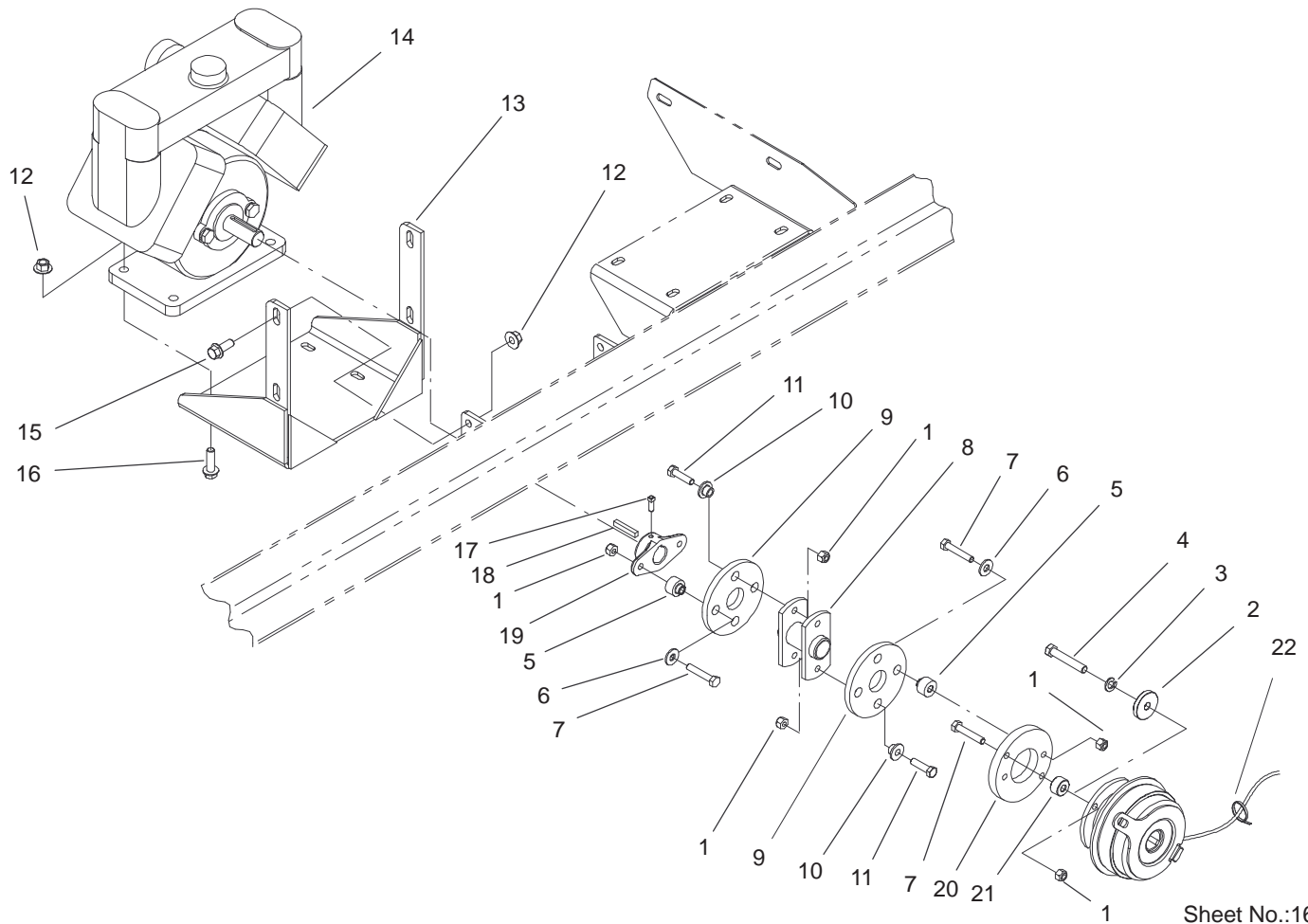
T-3947
Sheet No.:B2

Steering Pump Assembly No. 100-8302

| Ref. No. | Part No. | Qty. | Description |
|----------|----------|------|-----------------------|
| ☆1 | | 1 | Housing |
| ☆2 | | 2 | Screw |
| ☆3 | | 1 | Name Plate |
| 4 | 100-8270 | 1 | Key |
| 5 | 106-6851 | 2 | Ring-Retaining |
| 6 | 100-8275 | 1 | Seal |
| 7 | 106-6852 | 1 | Shaft-Drive |
| 8 | 100-8269 | 1 | Plug-Beta |
| 9 | 106-6853 | 1 | Gear |
| 10 | 106-6854 | 1 | Gasket Kit |
| 11 | 106-6855 | 4 | Bearing-Needle |
| 12 | 106-6856 | 1 | Shaft-Idler |
| ☆13 | | 1 | Stator |
| 14 | 100-8268 | 8 | Screw |
| 15 | 100-8265 | 2 | Pin-Shear |
| ☆16 | | 1 | Plug |
| ☆17 | | 1 | Plug |
| 18 | 92-3876 | 1 | Key-Shaft |
| 20 | 92-2186 | 1 | Spacer |
| 21 | 106-6857 | 1 | Ring-Retaining |
| 22 | 92-2191 | 1 | Bearing-Ball |
| 29 | 100-8273 | 1 | Ball-Steel |
| 34 | 100-8272 | 1 | Screw |
| 35 | 92-2184 | 1 | Valve-Relief, Hex Cap |
| 36 | 92-2180 | 1 | Gasket-Copper |

| Ref. No. | Part No. | Qty. | Description |
|----------|----------|------|-------------|
| 37 | 92-3870 | 1 | Spring |
| 38 | 92-3871 | 1 | Spring |

☆ Not serviced separately

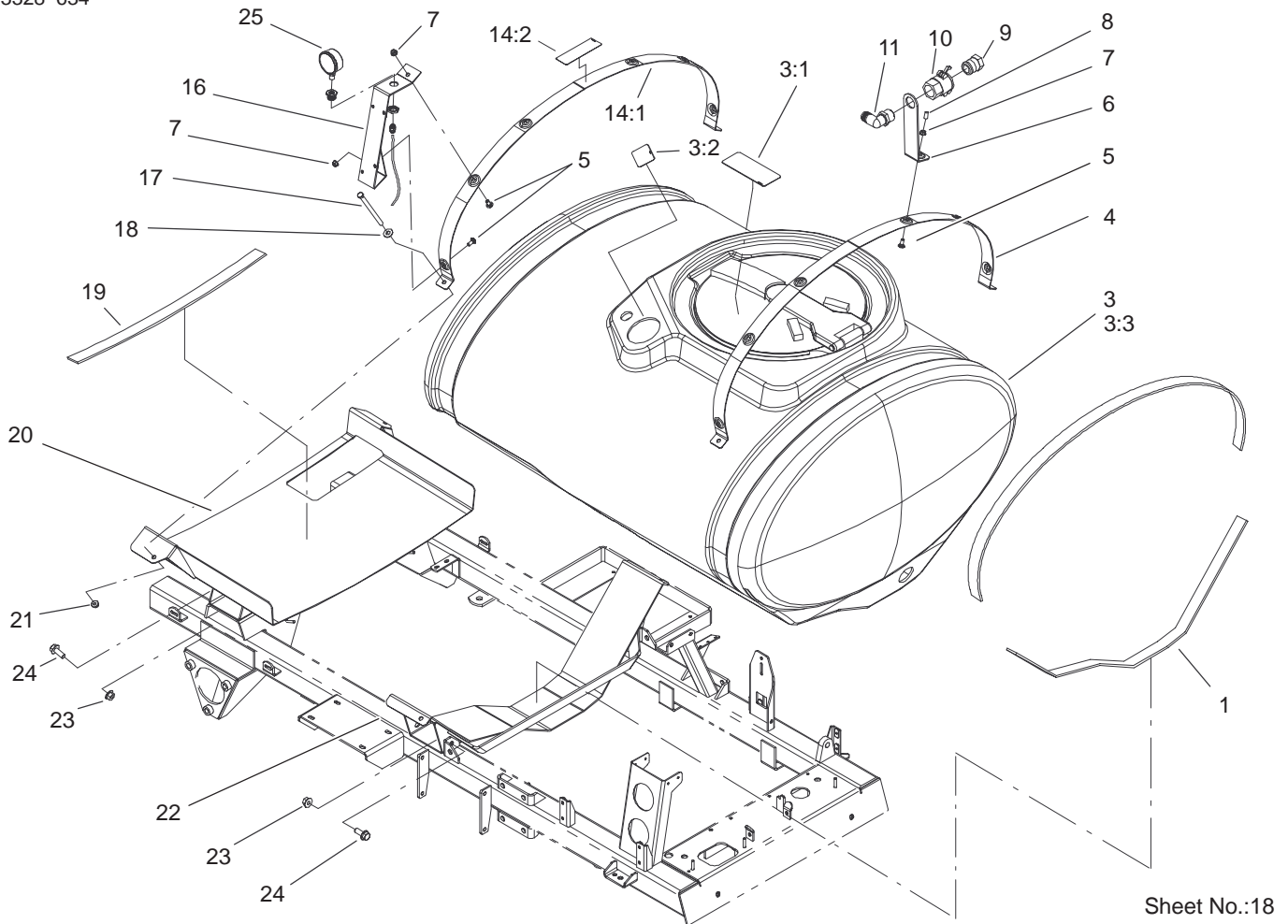


Sheet No.:16

Pump Installation Assembly

| Ref. No. | Part No. | Qty. | Description |
|----------|-------------|------|---|
| 1 | 3296-29 | 10 | Nut-Lock, NI |
| 2 | 100-8391 | 1 | Retainer-Electric Clutch |
| 3 | 3253-5 | 1 | Washer-Lock |
| 4 | 3211-10 | 1 | Screw-HH |
| 5 | 27-6590 | 4 | Spacer-Coupling, Rubber |
| 6 | 3256-3 | 4 | Washer-Flat |
| 7 | 322-9 | 6 | Screw-HH |
| 8 | 80-6950-03 | 1 | Coupler-Drive |
| 9 | 100-8471 | 2 | Coupling-Rubber |
| 10 | 104-8774 | 4 | Spacer-Coupling |
| 11 | 322-6 | 4 | Screw-HH |
| 12 | 32128-43 | 8 | Nut-Flange |
| 13 | 100-8477-03 | 1 | Pump Mounting Bracket ASM |
| 14 | 104-9170 | 1 | Pump Assembly (See pg. 40-41 for breakdown) |
| 15 | 3234-11 | 4 | Screw-HHF |
| 16 | 3234-24 | 4 | Screw-HHF |
| 17 | 3241-5 | 2 | Screw-Set |
| 18 | 67-7490 | 1 | Key-Square |
| 19 | 93-2589 | 1 | Hub-Pump |
| 20 | 100-8435 | 1 | Adapter-Clutch |

| Ref. No. | Part No. | Qty. | Description |
|----------|----------|------|-------------|
| 21 | 104-8763 | 2 | Spacer |
| 22 | 3290-379 | 1 | Tie-Cable |



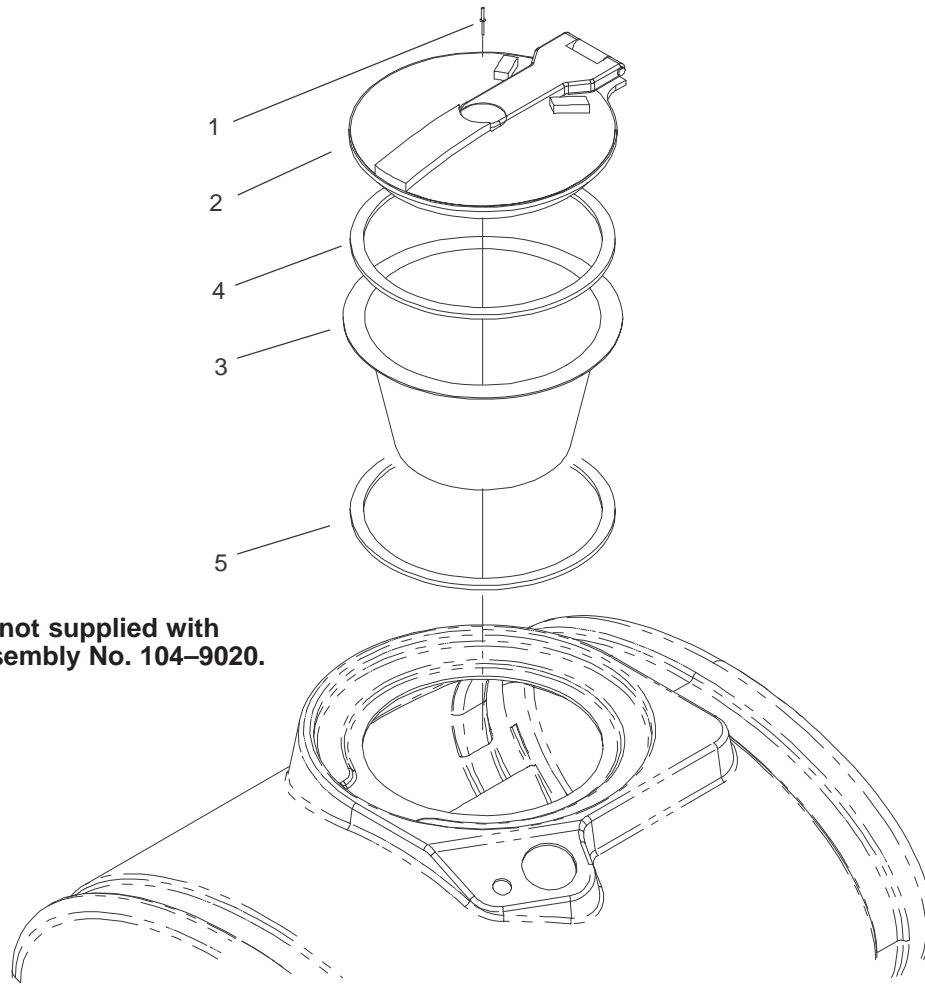
Sheet No.:18

Tank and Saddle Assembly

| Ref. No. | Part No. | Qty. | Description | Ref. No. | Part No. | Qty. | Description |
|----------|-------------|------|--|----------|-------------|------|----------------|
| 1 | 100-8573 | 2 | Foam-Saddle, Front | 21 | 104-8301 | 4 | Nut-Flange, NI |
| 3 | 104-9053 | 1 | 160 Gallon Tank ASM | 22 | 100-8565-03 | 1 | Front-Saddle |
| 3:1 | 100-6836 | 1 | Decal-Tank Drain | 23 | 32128-49 | 4 | Nut-HHF |
| 3:2 | 93-0688 | 1 | Decal | 24 | 3234-32 | 4 | Screw-HHF |
| ☆3:3 | | 1 | 160 Gallon Spray Tank ASM | 25 | 100-8576 | 1 | Gauge-Pressure |
| 4 | 100-8575-03 | 1 | Band-Tank | | | | |
| 5 | 3230-1 | 3 | Bolt-CARR | | | | |
| 6 | 100-6778-03 | 1 | Bracket-Anti-Siphon | | | | |
| 7 | 32128-20 | 3 | Nut-HF | | | | |
| 8 | 42452 | 1 | Cap-Protective | | | | |
| 9 | 41316 | 1 | Adapter-Quick | | | | |
| 10 | 100-6779 | 1 | Coupling-Female | | | | |
| 11 | 41140 | 1 | Elbow | | | | |
| 14 | 100-7006 | 1 | Tank Band ASM | | | | |
| 14:2 | 87-0570 | 1 | Decal-Electric Shock | | | | |
| ☆15 | | 1 | Tank Fitting Kit (See pg.42 for breakdown) | | | | |
| 16 | 100-8479-03 | 1 | Tee Mounting Bracket ASM | | | | |
| 17 | 100-8528 | 4 | Screw-HH | | | | |
| 18 | 3256-4 | 4 | Washer-Flat | | | | |
| 19 | 100-8574 | 3 | Foam-Saddle, Right Rear | | | | |
| 20 | 100-8569-03 | 1 | Rear-Saddle | | | | |

☆ Not serviced separately

* Not illustrated



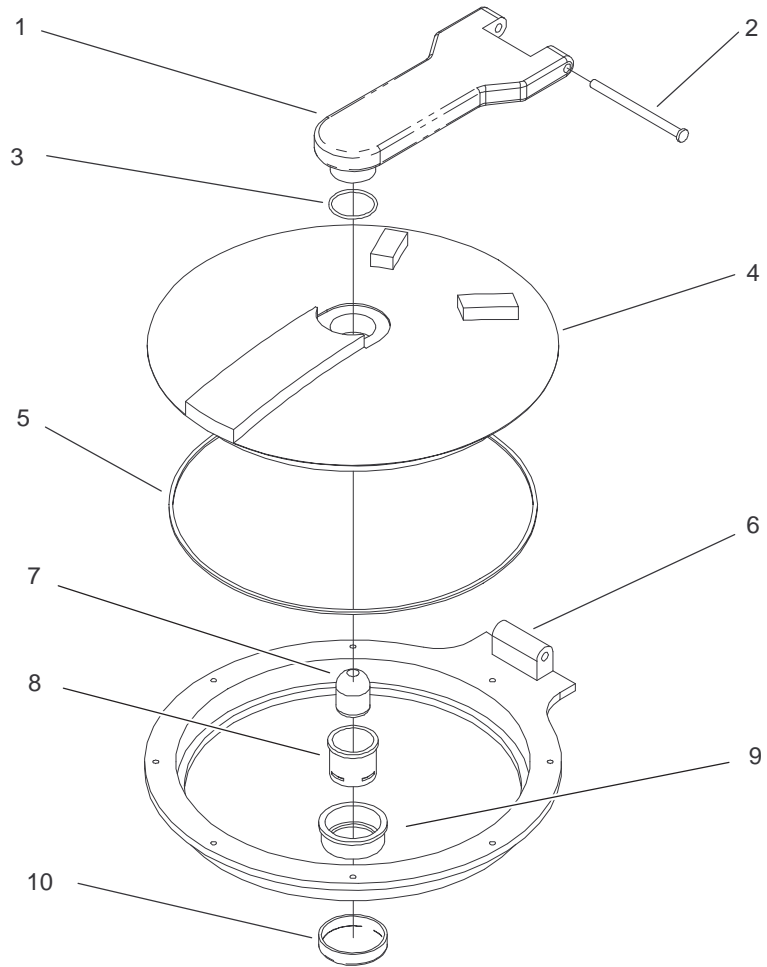
Note: Item 5 is not supplied with Spray Tank Assembly No. 104-9020.

Sheet No.:B5

Spray Tank Assembly No. 104-9020

| Ref. No. | Part No. | Qty. | Description |
|----------|----------|------|-----------------------|
| 1 | 93-0833 | 8 | Rivet |
| 2 | 94-7088 | 1 | Tank Lid ASM |
| 3 | 104-9051 | 1 | Basket-Strainer |
| 4 | 106-4991 | 1 | Seal-Lid |
| 5 | 104-9004 | 1 | Seal-Basket, Strainer |

| Ref. No. | Part No. | Qty. | Description |
|----------|----------|------|-------------|
| | | | |
| | | | |
| | | | |
| | | | |

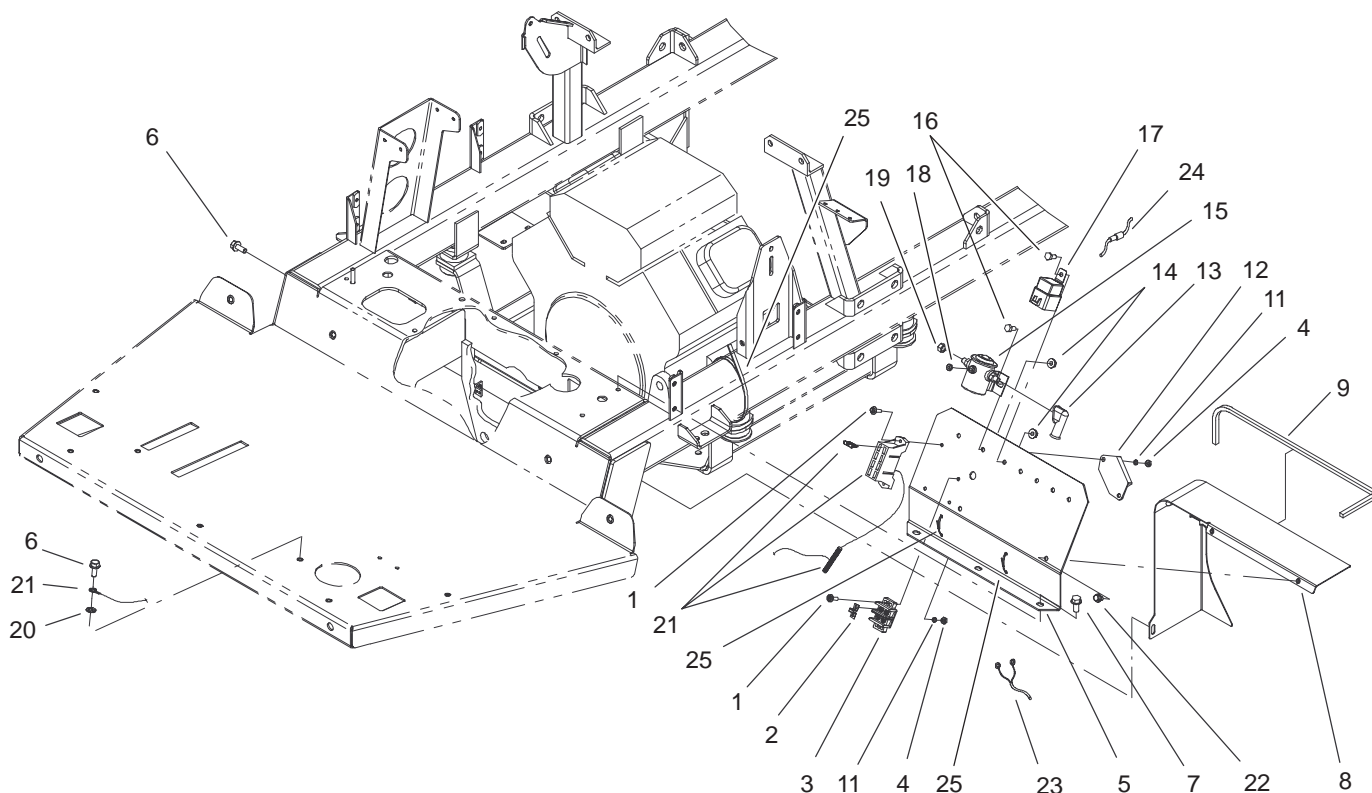


Sheet No.:ZZ

Spray Tank Lid Assembly No. 94-7088

| Ref. No. | Part No. | Qty. | Description |
|----------|----------|------|-------------|
| 1 | 94-7205 | 1 | Arm-Swivel |
| 2 | 94-7213 | 1 | Pin-Pivot |
| 3 | 94-7206 | 1 | O-Ring |
| 4 | 94-7207 | 1 | Lid |
| 5 | 94-7208 | 1 | Gasket |
| 6 | 94-7211 | 1 | Ring |
| 7 | 94-7209 | 1 | Plunger |
| 8 | 94-7210 | 1 | Body |
| 9 | 94-7212 | 1 | Nut |
| 10 | 94-7214 | 1 | Cap |

| Ref. No. | Part No. | Qty. | Description |
|----------|----------|------|-------------|
| | | | |
| | | | |
| | | | |
| | | | |
| | | | |
| | | | |
| | | | |
| | | | |
| | | | |
| | | | |

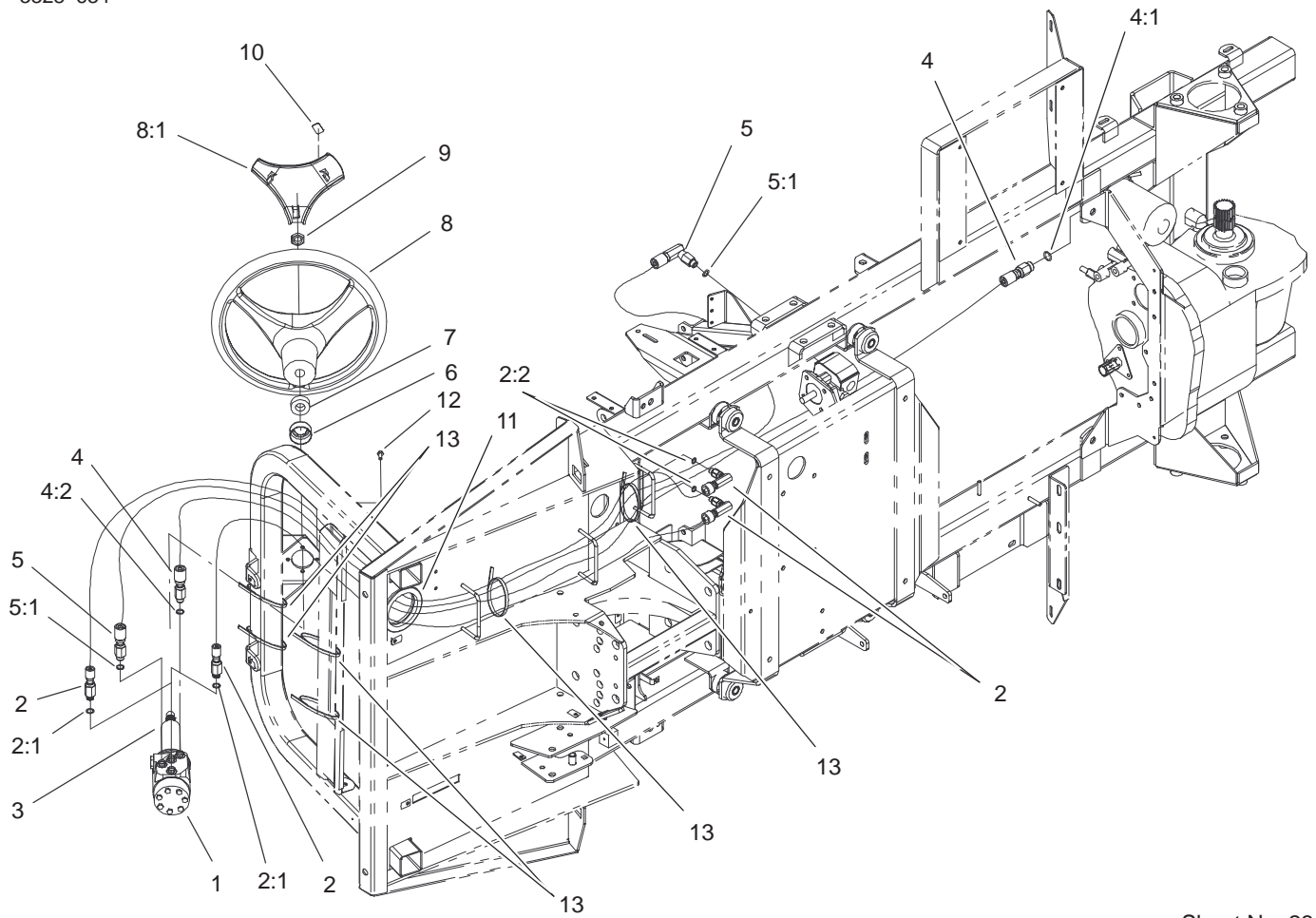


Sheet No.:21

Electrical Panel Assembly

| Ref. No. | Part No. | Qty. | Description |
|----------|-------------|------|----------------------------|
| 1 | 32105-13 | 4 | Screw-SHH |
| 2 | 42863 | 1 | Strip-Jumper |
| 3 | 42862 | 1 | Terminal Block-Ground |
| 4 | 3217-26 | 4 | Nut-Hex |
| 5 | 100-8441-03 | 1 | Panel-Electrical |
| 6 | 3234-5 | 3 | Screw |
| 7 | 32144-70 | 3 | Screw-HH |
| 8 | 100-7025-03 | 1 | Shield Front Heat ASM |
| 9 | 100-7027 | 1 | Trim |
| 11 | 3253-17 | 4 | Washer-Lock/Sp |
| 12 | 99-3703 | 1 | Module-Cruise |
| 13 | 92-0034 | 3 | Boot-Terminal |
| 14 | 32128-33 | 7 | Nut-HF |
| 15 | 94-7079 | 1 | Solenoid-Accessory |
| 16 | 321-3 | 7 | Screw-HH |
| 17 | 70-1480 | 5 | Relay |
| 18 | 3219-14 | 1 | Nut-Hex |
| 19 | 3219-2 | 2 | Nut-Hex |
| 20 | 3255-8 | 2 | Washer-Lock |
| 21 | 104-8872 | 1 | Harness-Wire, Main Vehicle |
| 22 | 3234-26 | 2 | Screw |
| 23 | 104-8937 | 1 | Harness-Wire, Spray System |

| Ref. No. | Part No. | Qty. | Description |
|----------|----------|------|-------------|
| 24 | 104-9054 | 3 | Holder-Fuse |
| 25 | 3290-379 | 3 | Tie-Cable |

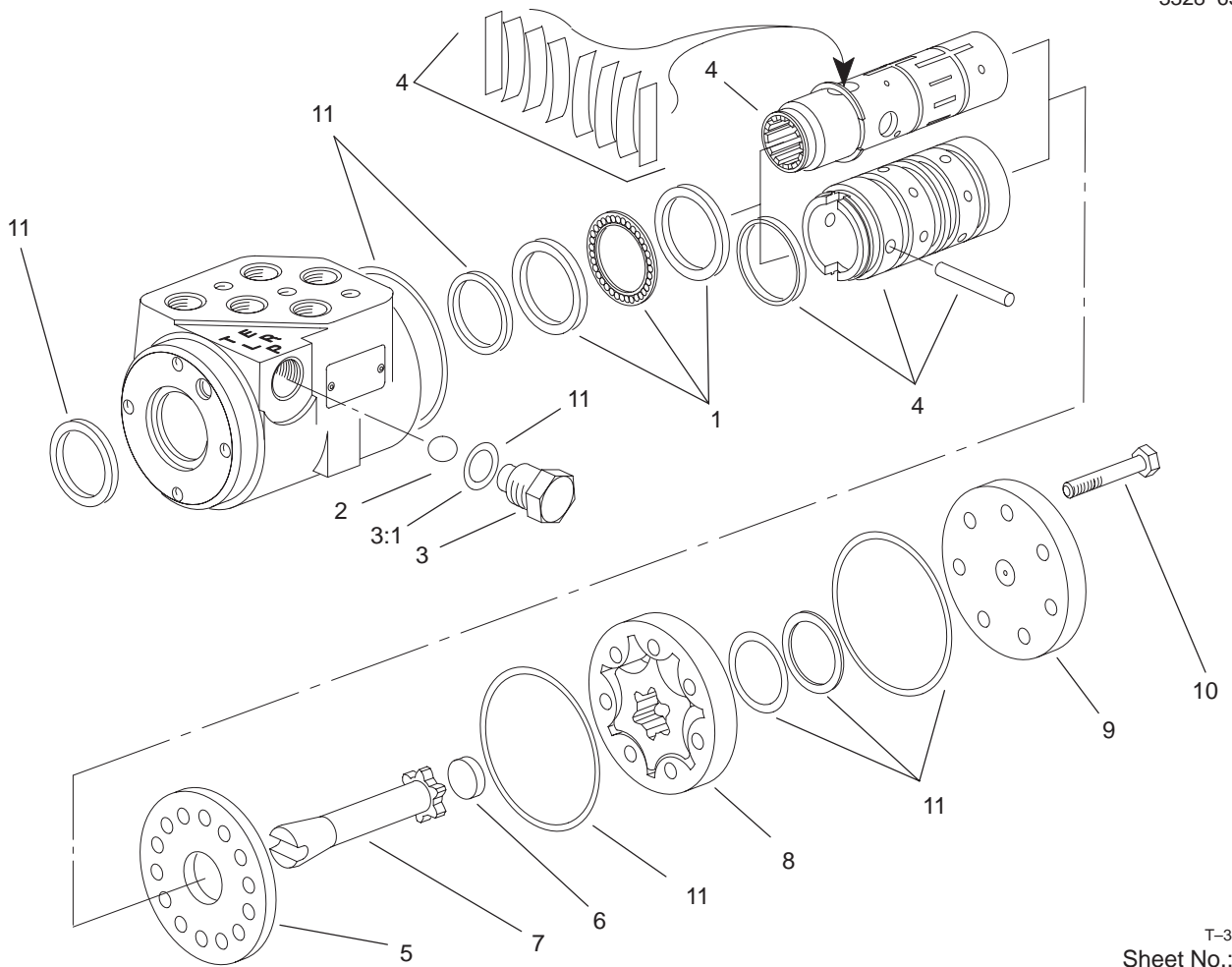


Sheet No.:23

Hydraulic Hose Routing Assembly

| Ref. No. | Part No. | Qty. | Description |
|----------|----------|------|--------------------------|
| 1 | 92-3502 | 1 | Steering Control ASM |
| 2 | 100-8252 | 2 | Hose ASM |
| 2:1 | 237-78 | 1 | O-Ring |
| 2:2 | 237-42 | 1 | O-Ring |
| 3 | 94-8792 | 1 | Column-Steering |
| 4 | 100-8253 | 1 | Hose ASM |
| 4:1 | 237-42 | 1 | O-Ring |
| 4:2 | 237-79 | 1 | O-Ring |
| 5 | 100-8251 | 1 | Hose ASM |
| 5:1 | 237-42 | 2 | O-Ring |
| 6 | 93-5439 | 1 | Seal-Steering |
| 7 | 21-9260 | 1 | Cover-Dust |
| 8 | 98-1471 | 1 | Wheel-Steering |
| 8:1 | 98-1468 | 1 | Cover-Wheel, Steering |
| 9 | 92-3513 | 1 | Nut |
| 10 | 98-1459 | 1 | Decal |
| 11 | 237-102 | 1 | Grommet |
| 12 | 48-7620 | 4 | Screw-HH |
| 13 | 3290-379 | 6 | Tie-Cable |

| Ref. No. | Part No. | Qty. | Description |
|----------|----------|------|-------------|
| | | | |
| | | | |
| | | | |
| | | | |
| | | | |



T-3949
Sheet No.:B6

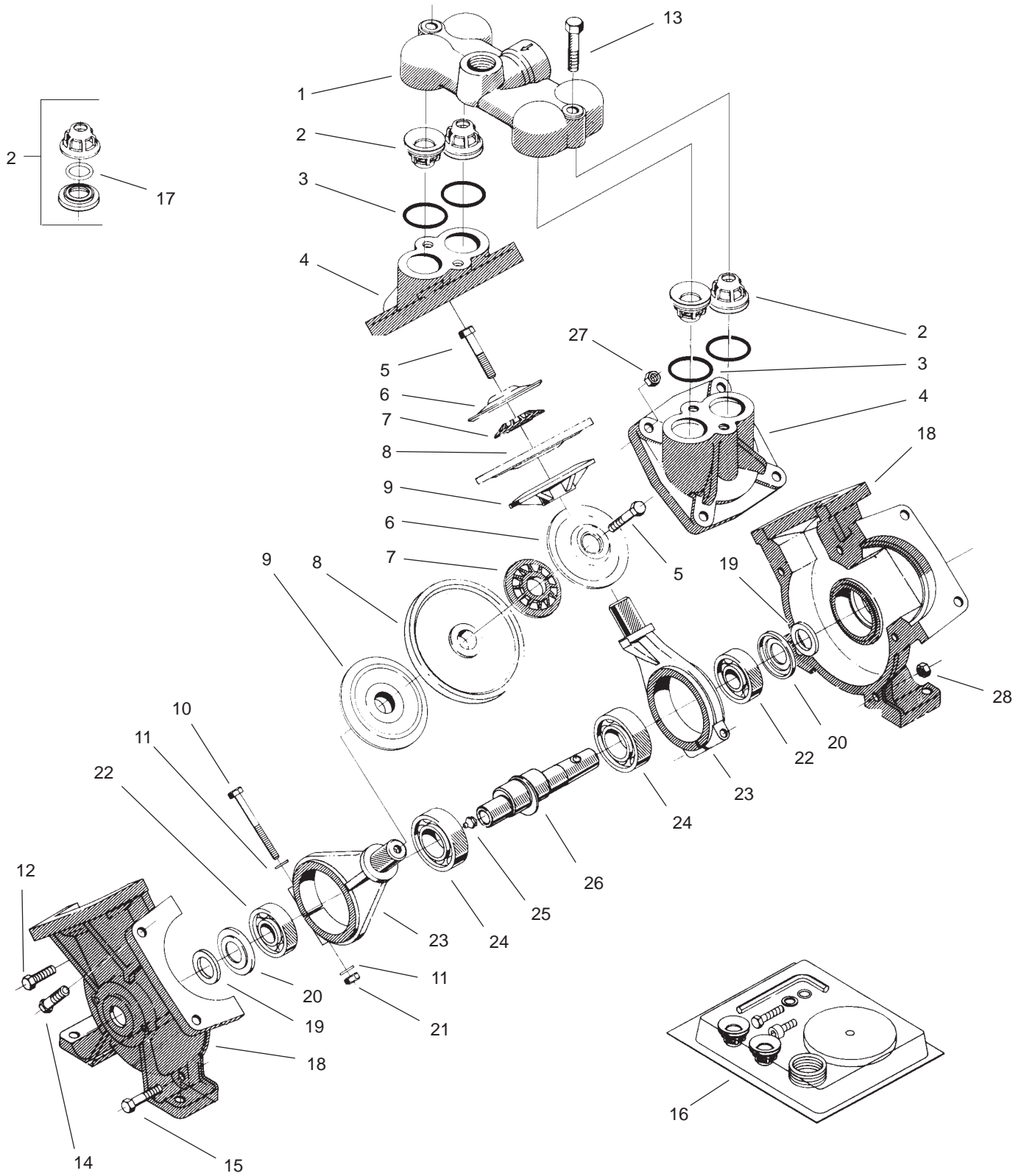
Steering Control Assembly No. 92-3502

| Ref. No. | Part No. | Qty. | Description |
|----------|----------|------|----------------------|
| 1 | 92-3839 | 1 | Bearing Kit |
| 2 | 92-3842 | 1 | Ball |
| 3 | 92-3841 | 1 | Plug/O-Ring |
| ☆3:1 | | | O-Ring |
| 4 | 94-4095 | 1 | Centering Spring Kit |
| 5 | 92-3843 | 1 | Plate-Wear |
| 6 | 92-3845 | 1 | Spacer |
| 7 | 92-3844 | 1 | Drive |
| 8 | 92-3846 | 1 | Gerotor |
| 9 | 92-3847 | 1 | Cap-End |
| 10 | 92-3848 | 7 | Capscrew |
| 11 | 92-3849 | 1 | Seal Kit |

| Ref. No. | Part No. | Qty. | Description |
|----------|----------|------|-------------|
| | | | |
| | | | |
| | | | |
| | | | |

☆ Not serviced separately

Pump Assembly No. 104-9170



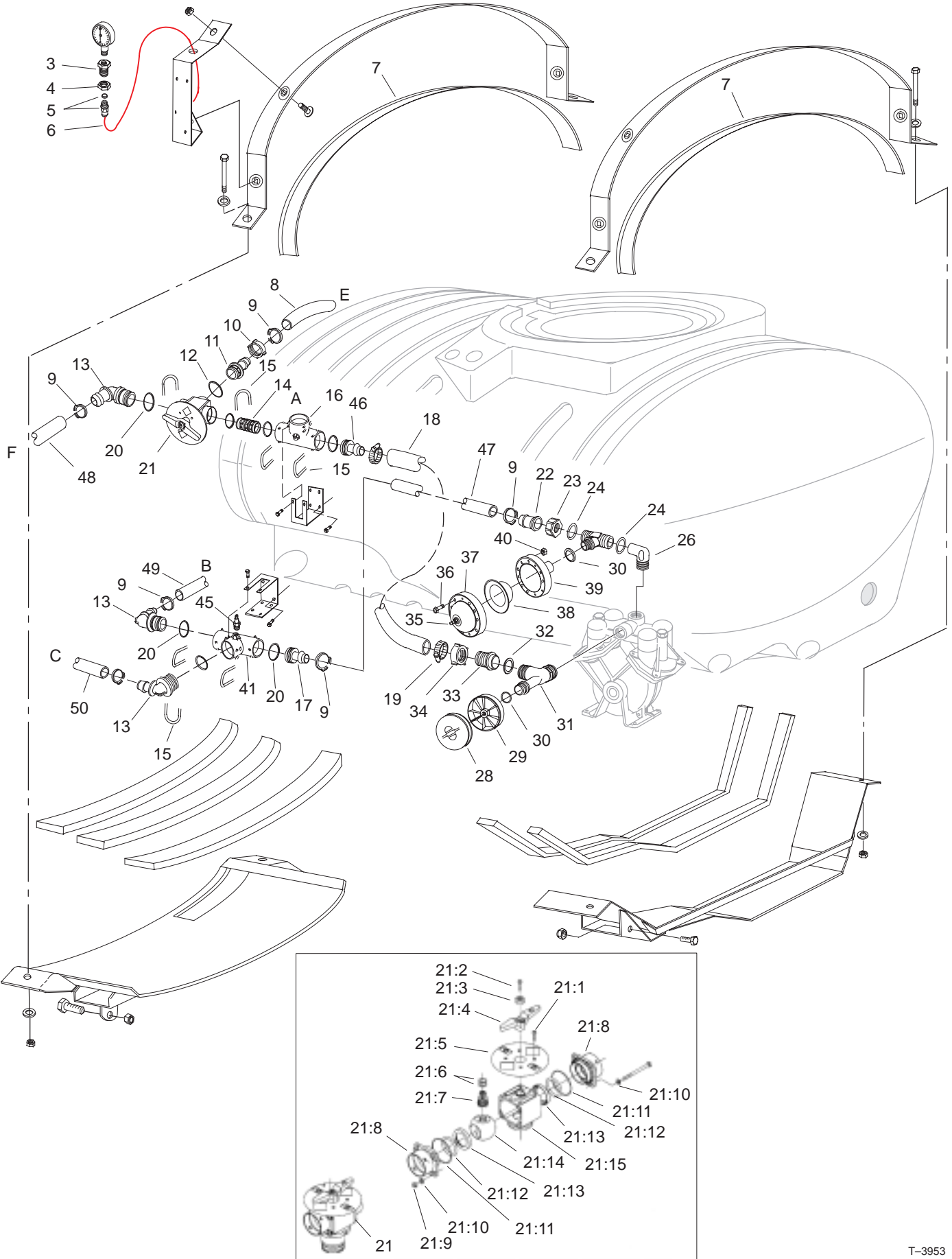
Pump Assembly No. 104-9170 (Continued)

| Ref. No. | Part No. | Qty. | Description |
|----------|----------|------|--|
| 1 | 100-8306 | 1 | Chamber- Valve |
| †2 | 100-8307 | 4 | Valve |
| †3 | 100-6652 | 4 | O-Ring |
| 4 | 100-8309 | 2 | Cover-Diaphragm |
| †5 | 100-8310 | 2 | Bolt |
| †6 | 100-8311 | 2 | Washer |
| †7 | 100-8312 | 2 | Washer-Nylon |
| †8 | 100-8313 | 2 | Diaphragm |
| 9 | 100-8314 | 2 | Disc-Back, Diaphragm |
| 10 | 100-8315 | 2 | Bolt |
| 11 | 100-8316 | 4 | Washer-Lock |
| 12 | 100-8317 | 3 | Bolt |
| 13 | 100-8335 | 2 | Bolt |
| 14 | 100-8319 | 8 | Bolt |
| 15 | 100-8320 | 2 | Bolt |
| 16 | 100-8337 | 1 | Pump Kit (Parts included shown with †) |
| 17 | 100-8336 | 4 | O-Ring, Poly |
| 18 | 100-8323 | 2 | Casing-Pump |
| 19 | 99-0868 | 2 | Felt-Seal |
| 20 | 100-8325 | 2 | Plate-Dust |
| 21 | 100-8326 | 2 | Nut |
| 22 | 100-8327 | 2 | Bearing-Ball |
| 23 | 100-8328 | 2 | Rod-Connecting |
| 24 | 100-8329 | 2 | Bearing-Ball |
| 25 | 99-0873 | 1 | Fitting-Grease |
| 26 | 104-9052 | 1 | Crankshaft-Keyed |
| 27 | 100-8334 | 8 | Nut |
| 28 | 100-8333 | 5 | Nut |

| Ref. No. | Part No. | Qty. | Description |
|----------|----------|------|-------------|
| | | | |

† Parts included in Pump Kit 100-8337

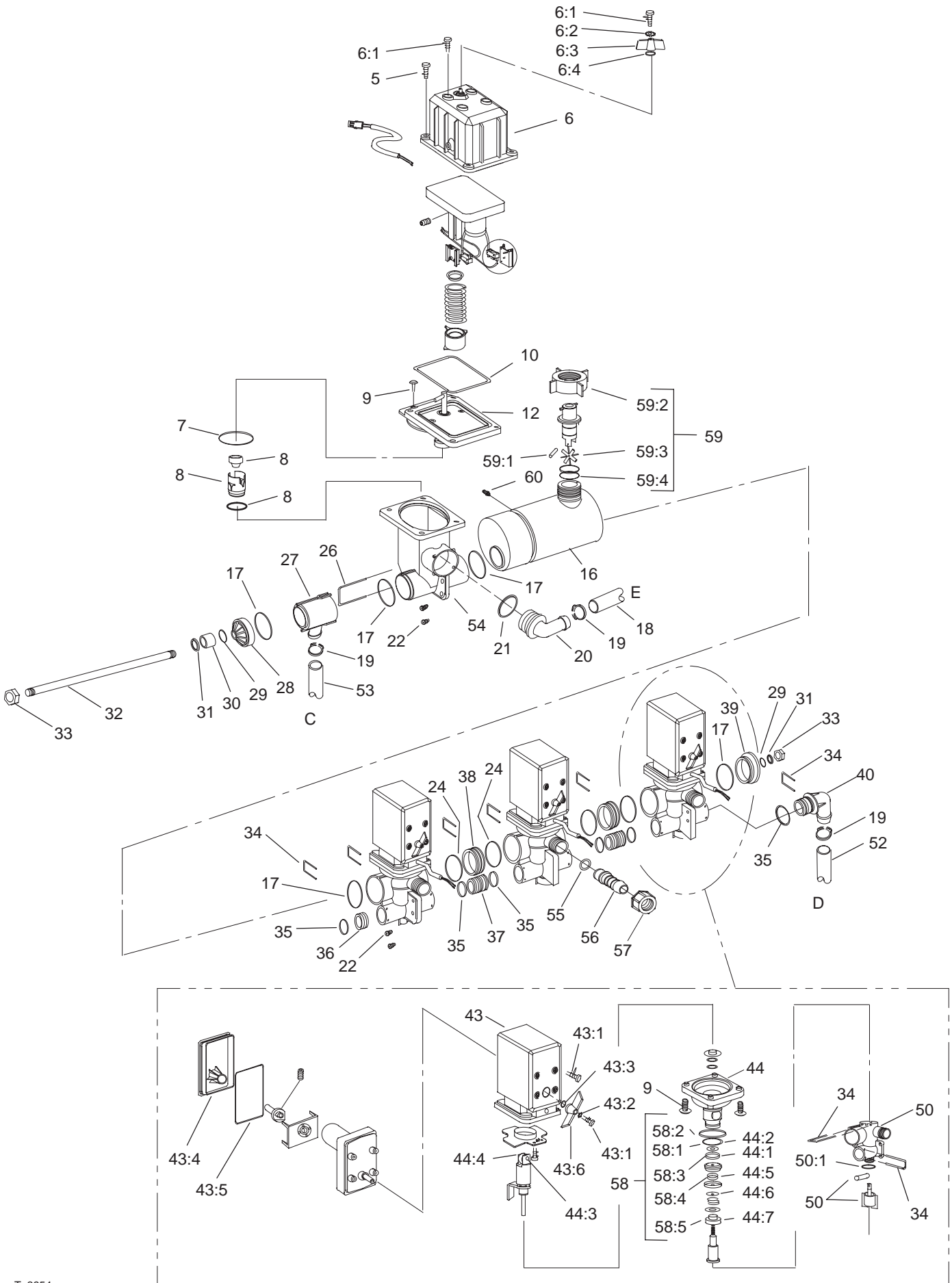
Tank and Saddle Assembly



Tank and Saddle Assembly (Continued)

| Ref. No. | Part No. | Qty. | Description | Ref. No. | Part No. | Qty. | Description |
|----------|----------|------|-------------------------------|----------|----------|------|-------------|
| 3 | 100-8665 | 1 | Reducer | 47 | 104-8712 | 1 | Hose |
| 4 | 100-8666 | 1 | Nut | 48 | 104-8908 | 1 | Hose |
| 5 | 100-8667 | 1 | Coupler | 49 | 104-8710 | 1 | Hose |
| 6 | 104-8989 | 1 | Tube | 50 | 106-1318 | 1 | Hose |
| 7 | 104-8781 | 2 | Strap-Insulator | | | | |
| 8 | 104-8711 | 1 | Hose | | | | |
| 9 | 99-0782 | 6 | Clamp-Hose | | | | |
| 10 | 100-8669 | 1 | Nut | | | | |
| 11 | 100-8670 | 1 | Hosebarb | | | | |
| 12 | 100-8671 | 1 | O-Ring | | | | |
| 13 | 106-4933 | 3 | Hosebarb | | | | |
| 14 | 106-4947 | 1 | Connector | | | | |
| 15 | 100-8635 | 7 | Fork | | | | |
| 16 | 100-6704 | 1 | Tee | | | | |
| 17 | 106-4932 | 1 | Hosebarb | | | | |
| 18 | 100-8484 | 1 | Hose | | | | |
| 19 | 41327 | 2 | Clamp | | | | |
| 20 | 100-8637 | 1 | O-Ring | | | | |
| 21 | 100-8673 | 1 | Valve Agitation ASM | | | | |
| 21:1 | 100-8689 | 4 | Screw-Plastic | | | | |
| 21:2 | 100-8688 | 1 | Screw-Plastic | | | | |
| 21:3 | 100-8682 | 1 | Button-Black | | | | |
| 21:4 | 100-8683 | 1 | Handle-Valve | | | | |
| 21:5 | 100-8684 | 1 | Disc | | | | |
| 21:6 | 100-8685 | 2 | O-Ring | | | | |
| 21:7 | 100-8686 | 1 | Spindle-Valve | | | | |
| 21:8 | 100-8687 | 2 | Cover-End, Valve | | | | |
| 21:9 | 48-7900 | 4 | Nut-Lock | | | | |
| 21:10 | 100-8692 | 8 | Washer | | | | |
| 21:11 | 100-8693 | 2 | O-Ring | | | | |
| 21:12 | 100-8694 | 2 | O-Ring | | | | |
| 21:13 | 100-8695 | 2 | Seat-Ball | | | | |
| 21:14 | 100-8697 | 1 | Ball-Valve, 3-Way | | | | |
| 21:15 | 100-8696 | 1 | Housing-Valve, 3-Way | | | | |
| 22 | 99-0781 | 1 | Hosebarb | | | | |
| 23 | 99-0769 | 1 | Nut | | | | |
| 24 | 100-6655 | 2 | Gasket | | | | |
| 25 | 100-8699 | 1 | Tee | | | | |
| 26 | 100-8698 | 1 | Elbow | | | | |
| 28 | 99-0899 | 1 | Diaphragm-Damper, Suction | | | | |
| 29 | 100-6600 | 1 | Housing-Damper, Suction | | | | |
| 30 | 100-6656 | 2 | O-Ring | | | | |
| 31 | 100-8681 | 1 | Tee | | | | |
| 32 | 100-8680 | 1 | Seal | | | | |
| 33 | 100-8679 | 1 | Hosebarb | | | | |
| 34 | 100-8678 | 1 | Nut | | | | |
| 35 | 99-0895 | 1 | Valve-Air | | | | |
| 36 | 48-7730 | 12 | Bolt | | | | |
| 37 | 99-0896 | 1 | Damper-Pressure, Upper | | | | |
| 38 | 99-0897 | 1 | Diaphragm-Damper, Pressure | | | | |
| 39 | 99-0898 | 1 | Damper-Pressure, Lower | | | | |
| 40 | 48-7930 | 12 | Nut | | | | |
| 41 | 100-8675 | 1 | Tee | | | | |
| 45 | 100-7045 | 1 | Plug | | | | |
| 46 | 106-4936 | 1 | Hosebarb | | | | |

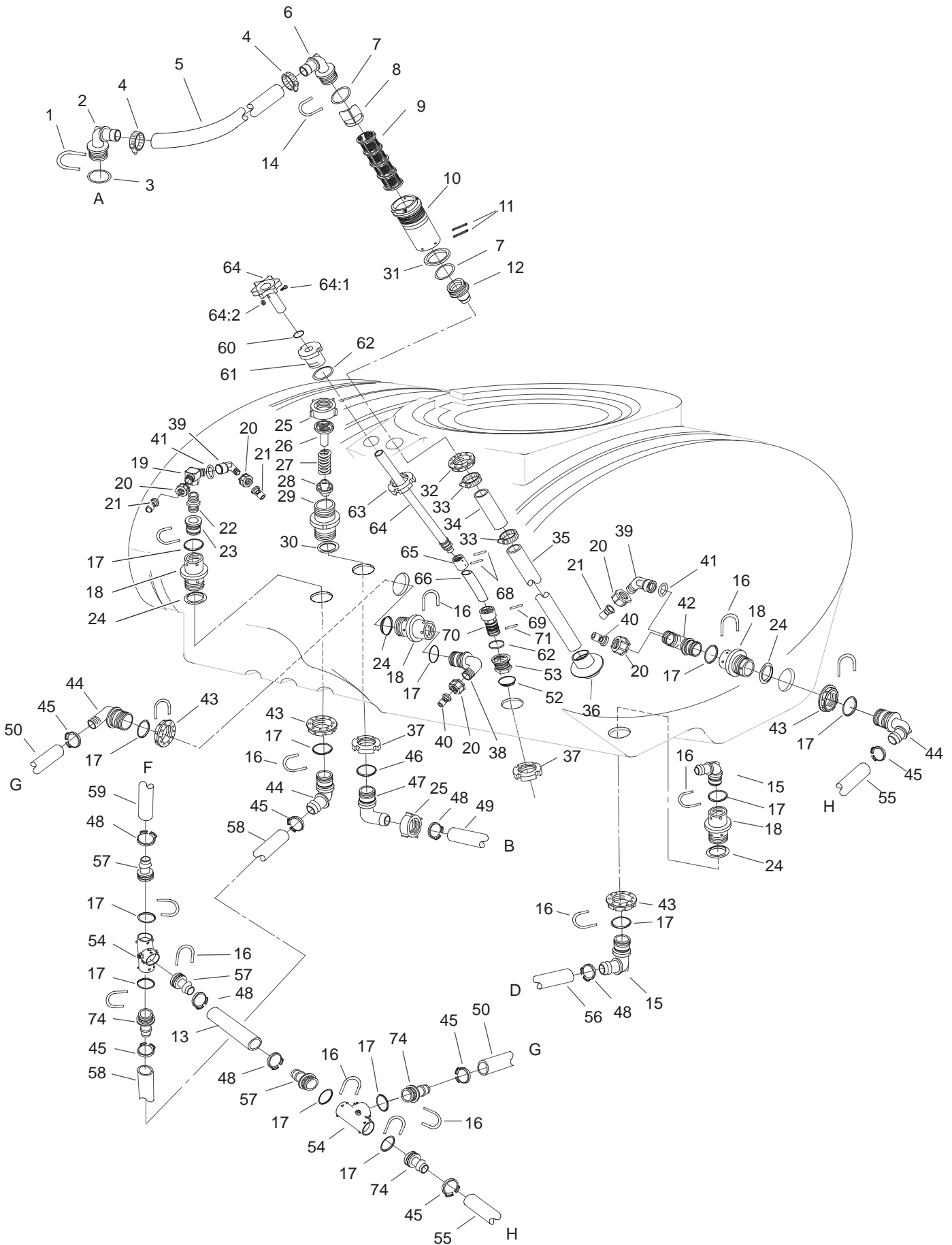
Spray Controls



Spray Controls (Continued)

| Ref. No. | Part No. | Qty. | Description | Ref. No. | Part No. | Qty. | Description |
|----------|----------|------|-----------------------------------|----------|----------|------|--------------------------------|
| 5 | 100-6918 | 4 | Screw-Plastic | 55 | 100-6645 | 3 | O-Ring |
| 6 | 100-6902 | 1 | Rate Control Motor ASM | 56 | 106-5112 | 3 | Hosebarb |
| 6:1 | 100-6876 | 20 | Screw | 57 | 99-0850 | 3 | Nut |
| 6:2 | 100-6877 | 4 | Washer-Lock | 58 | 100-6883 | 3 | Seal Kit-Boom Section Valve |
| 6:3 | 100-6903 | 1 | Handgrip | 58:1 | 100-8653 | 5 | O-Ring |
| 6:4 | 100-6880 | 4 | O-Ring | 58:2 | 100-6882 | 9 | O-Ring |
| 7 | 100-6904 | 1 | O-Ring | 58:3 | 100-6879 | 3 | O-Ring |
| 8 | 100-6905 | 1 | Repair Kit | 58:4 | 100-6878 | 3 | O-Ring |
| 9 | 100-6917 | 16 | Screw-Plastic | 58:5 | 100-6881 | 3 | Cone |
| 10 | 100-6901 | 1 | Gasket | 59 | 100-6900 | 1 | Flow Sensor ASM |
| 12 | 100-6899 | 1 | Rate Valve Spindle Section ASM | 59:1 | 100-6906 | 1 | Shaft-Rotor |
| 16 | 100-6920 | 1 | Housing-Flowmeter | 59:2 | 100-8678 | 1 | Nut |
| 17 | 100-6892 | 5 | O-Ring | 59:3 | 100-6919 | 1 | Rotor-Flowmeter |
| 18 | 104-8711 | 1 | Hose | 59:4 | 100-8653 | 5 | O-Ring |
| 19 | 99-0782 | 3 | Clamp-Hose | 60 | 100-8674 | 1 | Coupler |
| 20 | 100-6898 | 1 | Hosebarb | | | | |
| 21 | 100-8671 | 1 | O-Ring | | | | |
| 22 | 100-6916 | 6 | Screw-Plastic | | | | |
| 24 | 100-6646 | 4 | O-Ring | | | | |
| 26 | 100-6907 | 1 | Fork | | | | |
| 27 | 100-6908 | 1 | T-Piece | | | | |
| 28 | 100-6913 | 1 | Cover | | | | |
| 29 | 100-6887 | 5 | O-Ring | | | | |
| 30 | 100-6897 | 1 | Bushing | | | | |
| 31 | 100-6634 | 2 | Washer | | | | |
| 32 | 100-6909 | 1 | Rod | | | | |
| 33 | 100-6894 | 2 | Nut | | | | |
| 34 | 100-6885 | 9 | Fork | | | | |
| 35 | 100-6882 | 9 | O-Ring | | | | |
| 36 | 100-6891 | 1 | Endcap | | | | |
| 37 | 100-6890 | 2 | Joiner | | | | |
| 38 | 100-6896 | 2 | Joiner | | | | |
| 39 | 100-6915 | 1 | Endcap | | | | |
| 40 | 100-6893 | 1 | Hosebarb | | | | |
| 43 | 100-6923 | 3 | Boom Valve Motor ASM | | | | |
| 43:1 | 100-6876 | 20 | Screw | | | | |
| 43:2 | 100-6877 | 4 | Washer-Lock | | | | |
| 43:3 | 100-6880 | 4 | O-Ring | | | | |
| 43:4 | 100-6874 | 3 | Cover-Housing, Valve | | | | |
| 43:5 | 100-6912 | 3 | Cover-Seal | | | | |
| 43:6 | 100-6875 | 3 | Handgrip | | | | |
| 44 | 100-6899 | 3 | Boom Valve Spindle Section ASM | | | | |
| 44:1 | 100-8653 | 5 | O-Ring | | | | |
| 44:2 | 100-6882 | 9 | O-Ring | | | | |
| 44:3 | 100-6911 | 3 | Roller-Pin | | | | |
| 44:4 | 100-6910 | 3 | Roller-Bearing | | | | |
| 44:5 | 100-6879 | 3 | O-Ring | | | | |
| 44:6 | 100-6878 | 3 | O-Ring | | | | |
| 44:7 | 100-6881 | 3 | Cone | | | | |
| 50 | 100-6888 | 3 | Boom Valve Manifold ASM | | | | |
| 50:1 | 100-6887 | 1 | O-Ring | | | | |
| 52 | 104-9037 | 1 | Hose | | | | |
| 53 | 104-8713 | 1 | Hose | | | | |
| 54 | 100-6914 | 1 | Housing-Valve, Rate Control | | | | |

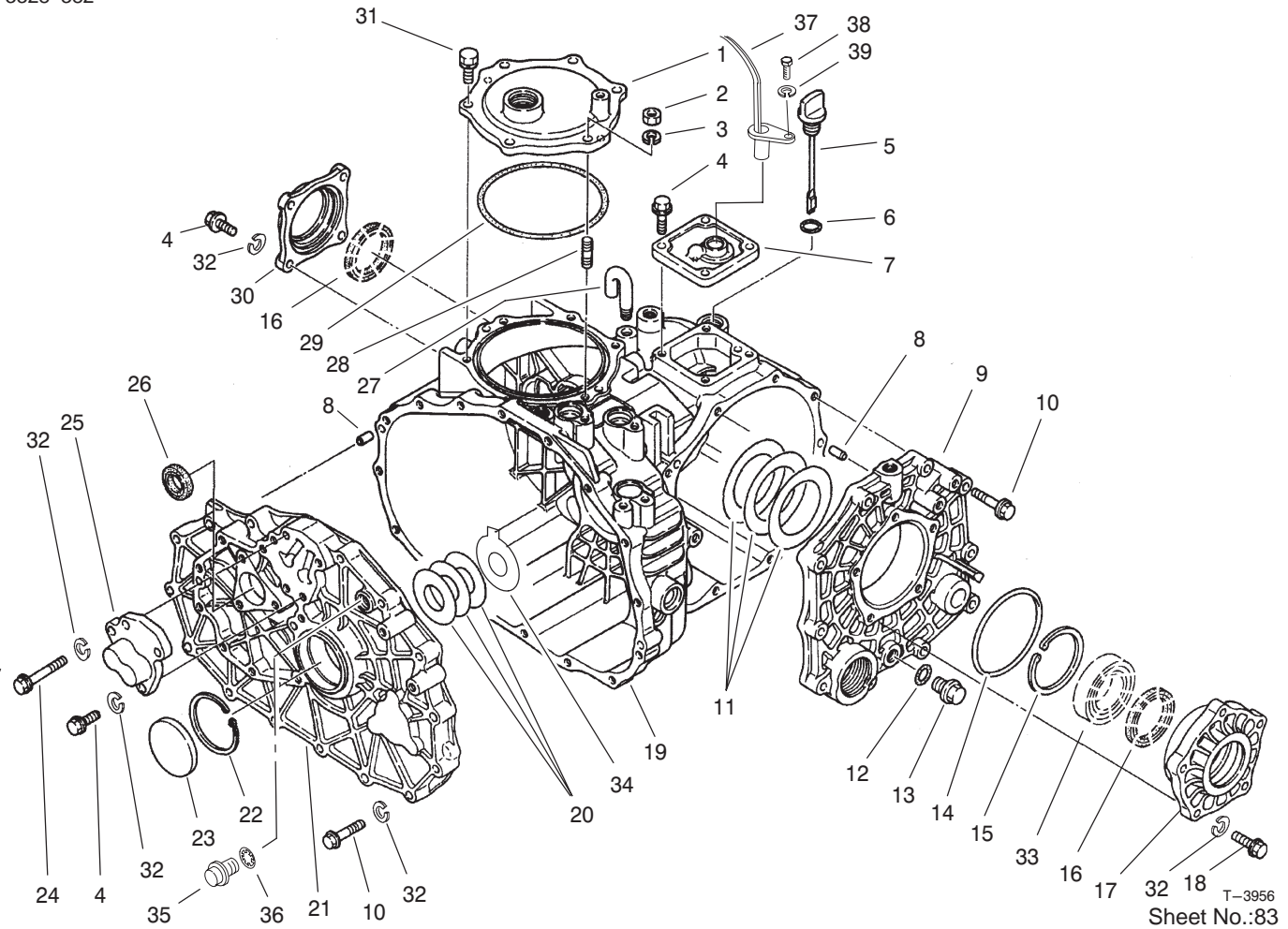
Spray System



Spray System (Continued)

| Ref. No. | Part No. | Qty. | Description | Ref. No. | Part No. | Qty. | Description |
|----------|----------|------|----------------------------------|----------|----------|------|-------------|
| 1 | 100-8635 | 1 | Fork | 57 | 106-4935 | 3 | Hosebarb |
| 2 | 106-4946 | 1 | Hosebarb | 58 | 104-9043 | 1 | Hose |
| 3 | 100-8637 | 1 | O-Ring | 59 | 104-8908 | 1 | Hose |
| 4 | 41327 | 2 | Clamp-Hose | 60 | 100-6643 | 1 | O-ring |
| 5 | 100-8483 | 1 | Hose | 61 | 106-1240 | 1 | Bulkhead |
| 6 | 106-4952 | 1 | Hosebarb-Red | 62 | 100-6658 | 2 | O-Ring |
| 7 | 100-8640 | 1 | O-Ring | 63 | 99-0758 | 1 | Ringnut |
| 8 | 100-8641 | 1 | Vane-Screen | 64 | 100-8655 | 1 | Tube-Drain |
| 9 | 100-8642 | AR | 50 Mesh-Screen Suction, Blue | 64:1 | 104-9046 | 1 | Bolt |
| * | 100-6992 | AR | 80 Mesh-Screen Suction, Red | 64:2 | 104-9047 | 1 | Nut-Lock |
| * | 100-6991 | AR | 30 Mesh-Screen Suction, Green | 65 | 100-8657 | 1 | Connector |
| 10 | 100-8643 | 1 | Housing-Filter | 66 | 100-8658 | 1 | Tube-Flex |
| 11 | 100-8644 | 2 | Pin-Expansion | 68 | 100-8661 | 1 | Pin |
| 12 | 106-4942 | 1 | Hosebarb | 69 | 100-8660 | 1 | Pin |
| 13 | 104-9039 | 1 | Hose | 70 | 100-8662 | 1 | Screw-Drain |
| 14 | 100-8636 | 1 | Fork | 71 | 100-8663 | 1 | Pin |
| 15 | 106-4945 | 2 | Hosebarb | 74 | 106-4939 | 3 | Hosebarb |
| 16 | 100-6708 | 14 | Fork | | | | |
| 17 | 100-6712 | 14 | O-Ring/Gasket | | | | |
| 18 | 106-4896 | 4 | Bulkhead | | | | |
| 19 | 100-6723 | 1 | Tee | | | | |
| 20 | 99-0766 | 5 | Nut | | | | |
| 21 | 100-6705 | 3 | Nozzle | | | | |
| 22 | 100-6722 | 1 | Nipple | | | | |
| 23 | 106-4943 | 1 | Adapter | | | | |
| 24 | 100-6710 | 4 | Gasket-Bulkhead | | | | |
| 25 | 100-8678 | 2 | Nut | | | | |
| 26 | 100-6724 | 1 | Seat-Valve | | | | |
| 27 | 100-6725 | 1 | Spring | | | | |
| 28 | 100-6726 | 1 | Cone-Valve | | | | |
| 29 | 100-6727 | 1 | Housing-Relief, Valve | | | | |
| 30 | 100-6652 | 1 | Gasket | | | | |
| 31 | 100-8646 | 1 | Gasket-Bulkhead | | | | |
| 32 | 100-8647 | 1 | Nut | | | | |
| 33 | 26392 | 2 | Clamp-Hose | | | | |
| 34 | 100-8649 | 1 | Hose-Suction | | | | |
| 35 | 100-6990 | 1 | Tube-Suction | | | | |
| 36 | 100-6714 | 1 | Foot-Tube, Suction | | | | |
| 37 | 99-0761 | 2 | Ringnut | | | | |
| 38 | 106-4944 | 2 | Elbow | | | | |
| 39 | 99-0768 | 1 | Elbow | | | | |
| 40 | 100-6706 | 2 | Nozzle | | | | |
| 41 | 100-6653 | 2 | O-Ring | | | | |
| 42 | 100-6707 | 1 | Tee | | | | |
| 43 | 100-6713 | 4 | Nut | | | | |
| 44 | 106-4940 | 3 | Hosebarb | | | | |
| 45 | 99-0755 | 6 | Clamp-Hose | | | | |
| 46 | 100-6646 | 1 | O-Ring | | | | |
| 47 | 106-4949 | 1 | Hosebarb | | | | |
| 48 | 99-0782 | 5 | Clamp-Hose | | | | |
| 49 | 104-8710 | 1 | Hose | | | | |
| 50 | 104-8704 | 1 | Hose | | | | |
| 52 | 100-8659 | 1 | Gasket-Bulkhead | | | | |
| 53 | 100-8664 | 1 | Bulkhead | | | | |
| 54 | 104-9041 | 2 | Tee | | | | |
| 55 | 104-8706 | 1 | Hose | | | | |
| 56 | 104-9037 | 1 | Hose | | | | |

* Not illustrated

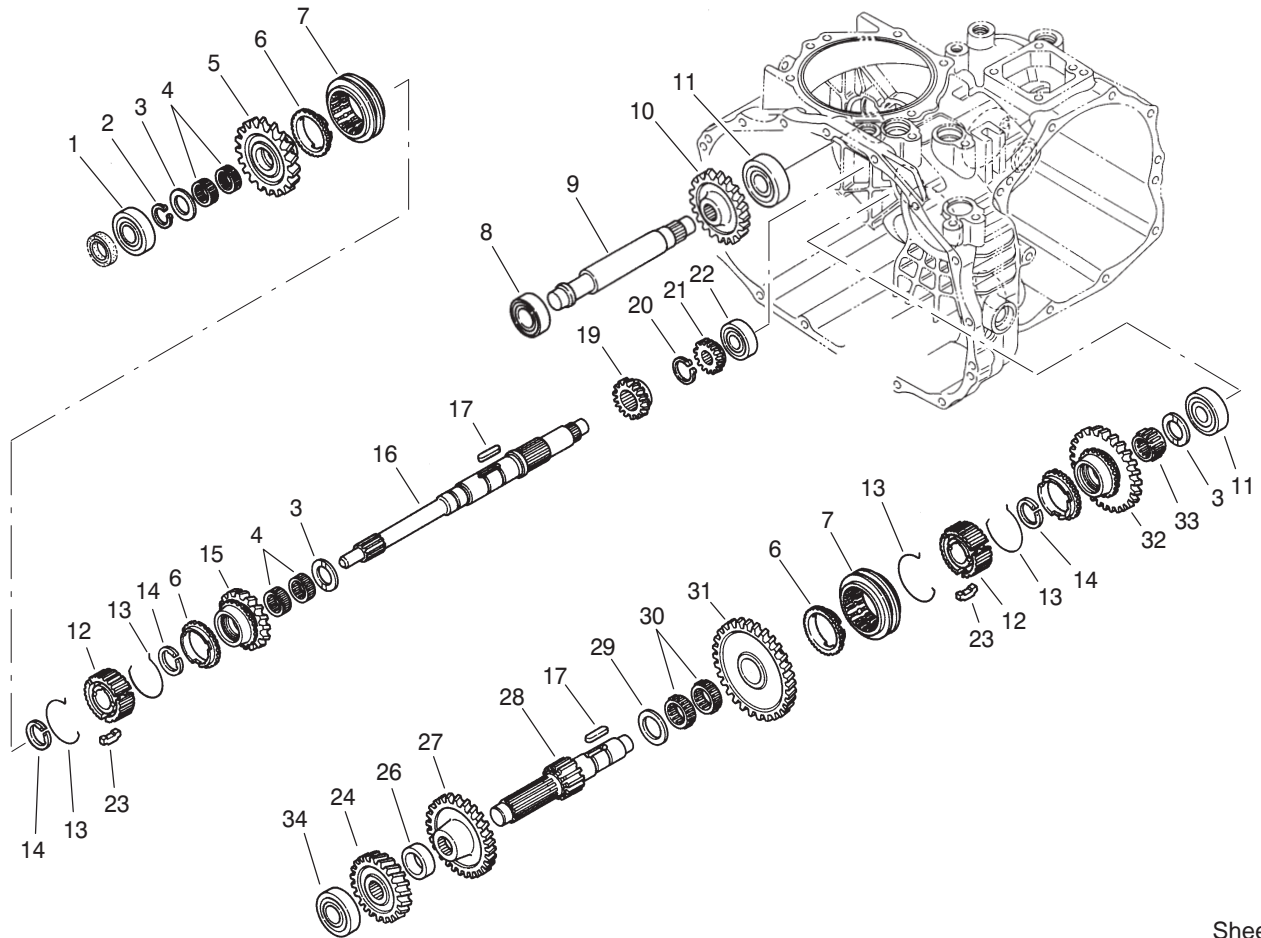


Transaxle Case Assembly Transaxle Assembly No. 104-9078

| Ref. No. | Part No. | Qty. | Description |
|----------|-----------|------|----------------------|
| 1 | 100-8595 | 1 | Cover-PTO |
| 2 | 48-7930 | 1 | Nut |
| 3 | 92-0762 | 1 | Washer-Spring |
| 4 | 33114-025 | 11 | Screw-HH |
| 5 | 92-0662 | 1 | Cap-Oil |
| 6 | 92-0788 | 1 | O-Ring |
| 7 | 92-0810 | 1 | Cover-Upper, Sensor |
| 8 | 92-0765 | 4 | Pin-Parallel |
| 9 | 92-0653 | 1 | Cover-Side |
| 10 | 33114-040 | 25 | Screw-HH |
| 11 | 92-0809 | 1 | Set-Shim |
| 12 | 92-0787 | 1 | O-Ring |
| 13 | 92-0773 | 1 | Plug-Drain |
| 14 | 92-0789 | 1 | O-Ring |
| 15 | 92-0760 | 1 | Ring-Snap |
| 16 | 92-0793 | 2 | Seal-Oil |
| 17 | 92-0654 | 1 | Carrier-Differential |
| 18 | 48-7730 | 5 | Screw-HH |
| 19 | 92-0651 | 1 | Case-Transmission |
| 20 | 100-4460 | 1 | Shim Set |
| 21 | 100-4461 | 1 | Plate-Center |
| 22 | 92-0759 | 1 | Ring-Snap |
| 23 | 92-0807 | 1 | Cap-Sealing |
| 24 | 48-7560 | 1 | Bolt-HH |

| Ref. No. | Part No. | Qty. | Description |
|----------|----------|------|-------------------|
| 25 | 92-0706 | 1 | Shaft-Fork |
| 26 | 92-0791 | 1 | Seal-Oil |
| 27 | 92-0743 | 1 | Breather-Air |
| 28 | 92-0804 | 1 | Stud |
| 29 | 92-0790 | 1 | O-Ring |
| 30 | 92-0655 | 1 | Cover-Seal, Axle |
| 31 | 92-0796 | 5 | Bolt |
| 32 | 3253-4 | 42 | Washer-Lock |
| 33 | 92-0775 | 2 | Bearing |
| 34 | 100-4465 | 1 | Shim (W/Tab) |
| 35 | 100-6924 | 1 | Plug |
| 36 | 100-6925 | 1 | Packing |
| 37 | 85-4350 | 1 | Sensor-Gear tooth |
| 38 | 48-7610 | 1 | Screw |
| 39 | 48-8020 | 1 | Washer-Spring |
| *99 | 100-6928 | 1 | Bolt |
| *99 | 100-8594 | 1 | Cover-Input Shaft |

* Not illustrated

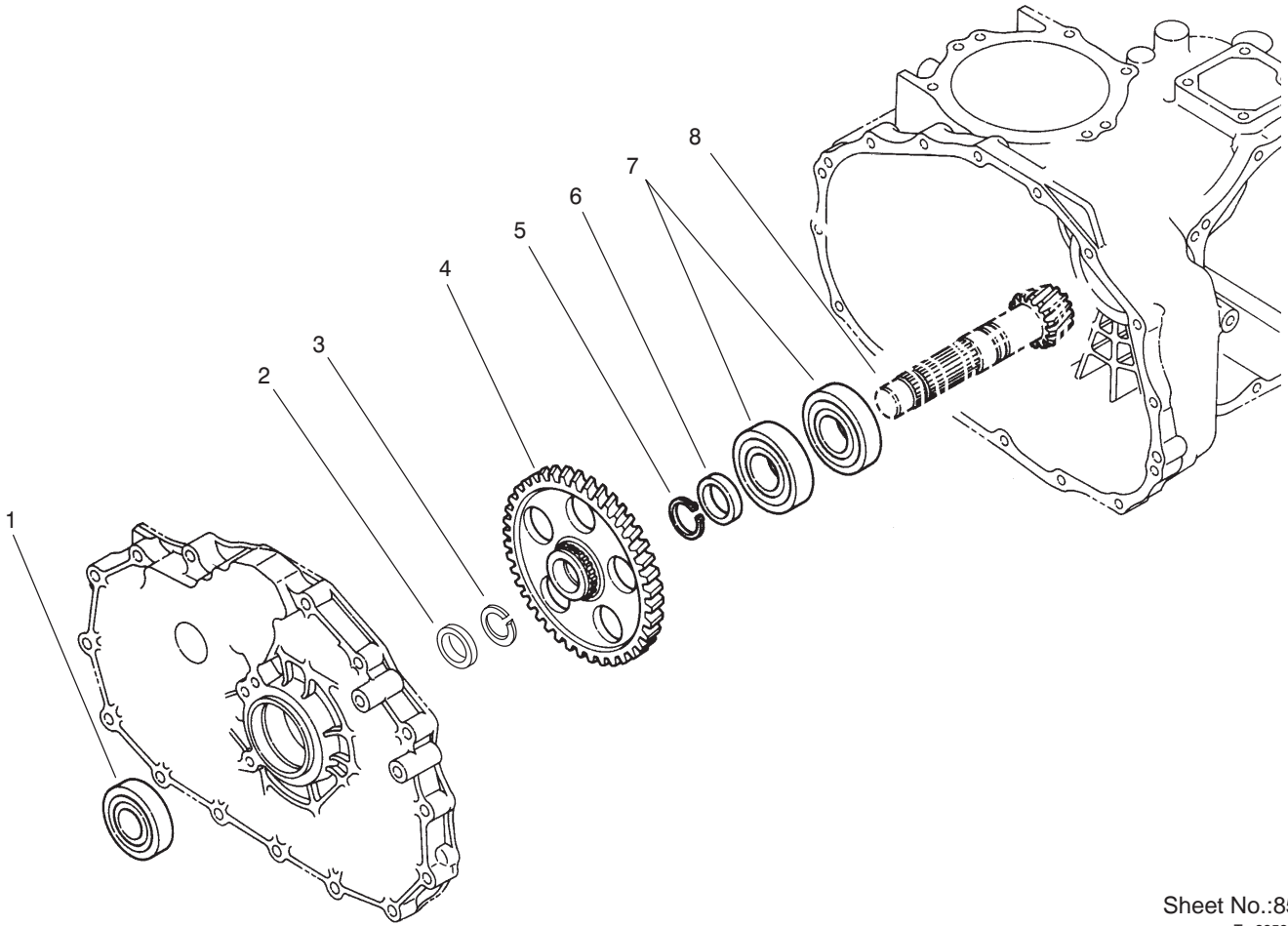


Sheet No.:84
T-3957

Transaxle Gear Shaft Assembly Transaxle Assembly No. 104-9078

| Ref. No. | Part No. | Qty. | Description |
|----------|----------|------|------------------------|
| 1 | 251-8 | 1 | Bearing-Ball |
| 2 | 92-0753 | 1 | Ring-Snap |
| 3 | 92-0740 | 3 | Washer-Thrust |
| 4 | 92-0781 | 4 | Bearing-Needle |
| 5 | 100-8597 | 1 | Gear-Main, 36 Tooth |
| 6 | 92-0667 | 3 | Ring-Synchro |
| 7 | 92-0668 | 2 | Shifter-Synchro |
| 8 | 251-346 | 2 | Bearing-Ball |
| 9 | 100-8602 | 1 | Shaft-Idler, Rev |
| 10 | 92-0684 | 1 | Gear-Reverse, 33 Tooth |
| 11 | 92-0778 | 2 | Bearing |
| 12 | 92-0664 | 2 | Hub-Synchro |
| 13 | 92-0666 | 4 | Spring-Synchro |
| 14 | 92-0763 | 3 | Ring-Snap |
| 15 | 100-8598 | 1 | Gear-Main, 20 Tooth |
| 16 | 100-8596 | 1 | Shaft-Main |
| 17 | 92-0772 | 2 | Key |
| 19 | 92-0671 | 1 | Gear-Main, 22 Tooth |
| 20 | 92-0754 | 1 | Ring-Snap |
| 21 | 92-0673 | 1 | Gear-Main, 14 Tooth |
| 22 | 92-0650 | 1 | Bearing |
| 23 | 92-0665 | 6 | Key-Synchro |

| Ref. No. | Part No. | Qty. | Description |
|----------|----------|------|--------------------------|
| 24 | 92-0676 | 1 | Gear-Reduction, 32 Tooth |
| 26 | 100-8601 | 1 | Collar |
| 27 | 92-0819 | 1 | Gear-Reduction, 40 Tooth |
| 28 | 92-0674 | 1 | Shaft-Reduction |
| 29 | 92-0682 | 1 | Washer-Thrust |
| 30 | 92-0681 | 2 | Bearing-Needle |
| 31 | 100-8599 | 1 | Gear-Red, 25 Tooth |
| 32 | 100-8600 | 1 | Gear-Red, 47 Tooth |
| 33 | 92-0782 | 1 | Bearing-Needle |
| 34 | 105-7985 | 1 | Bearing |

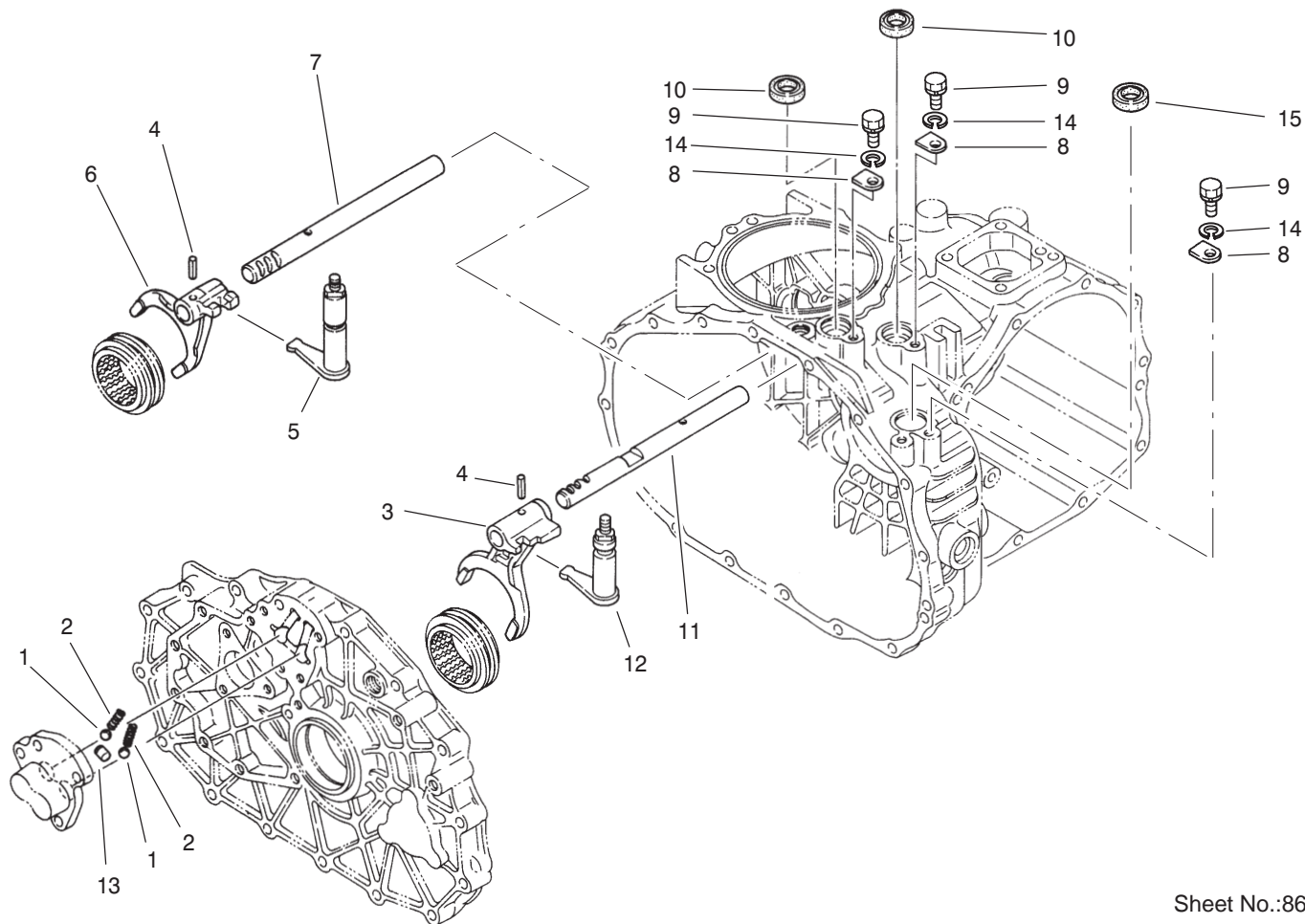


Sheet No.:85
T-3958

Countershaft Assembly Transaxle Assembly No. 104-9078

| Ref. No. | Part No. | Qty. | Description |
|----------|----------|------|--------------|
| 1 | 92-0712 | 1 | Bearing-Ball |
| 2 | 92-0716 | 1 | Collar |
| 3 | 92-0764 | 1 | Ring-Snap |
| 4 | 100-8603 | 1 | Gear-Count |
| 5 | 92-0755 | 1 | Ring-Snap |
| 6 | 92-0713 | 1 | Collar |
| 7 | 92-0714 | 2 | Bearing |
| 8 | 92-0710 | 1 | Gear-Ring |

| Ref. No. | Part No. | Qty. | Description |
|----------|----------|------|-------------|
| | | | |
| | | | |
| | | | |
| | | | |
| | | | |
| | | | |
| | | | |
| | | | |
| | | | |
| | | | |

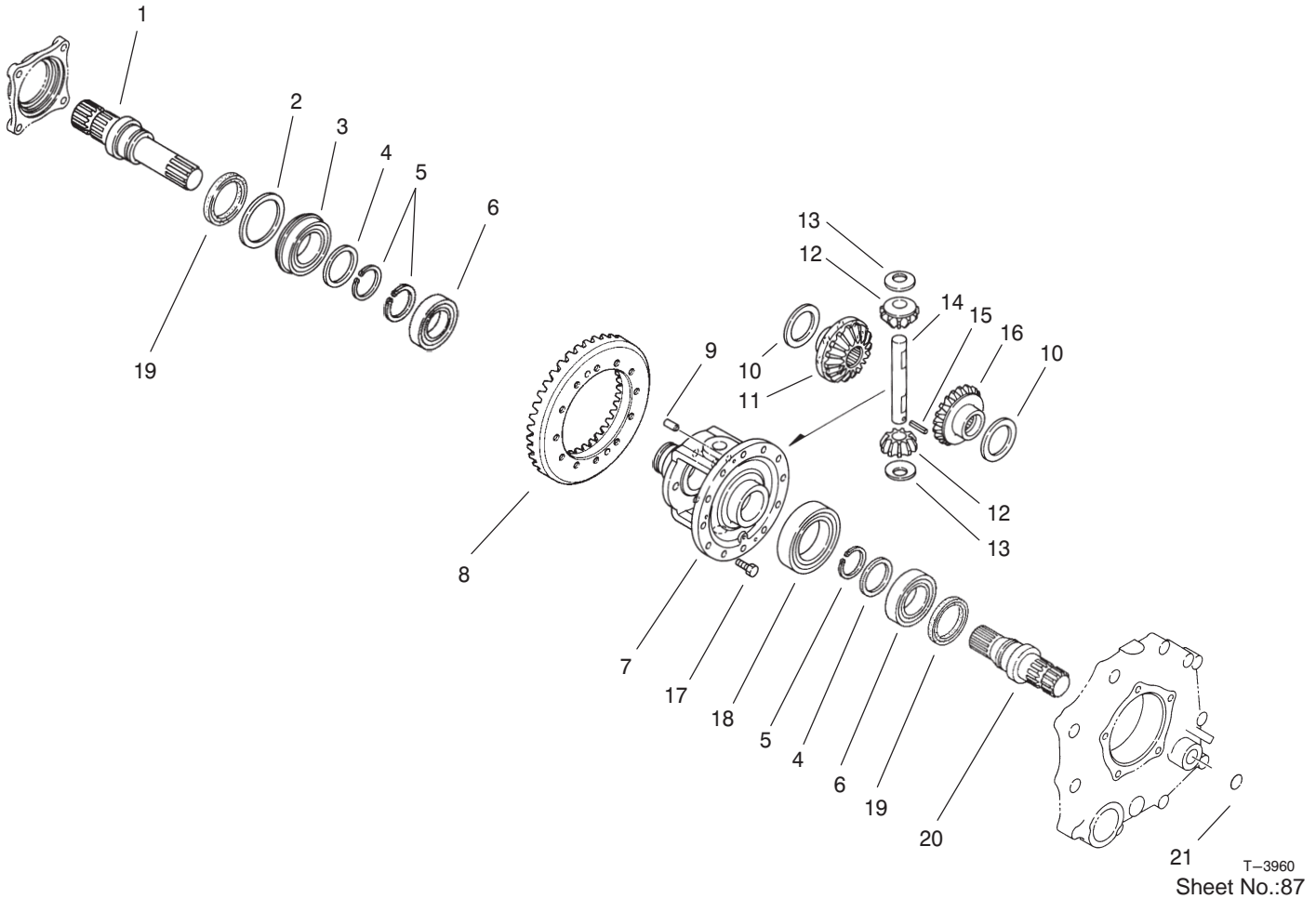


Sheet No.:86
T-3959

Shift Fork Assembly Transaxle Assembly No. 104-9078

| Ref. No. | Part No. | Qty. | Description |
|----------|-----------|------|--------------|
| 1 | 92-0785 | 3 | Ball-Steel |
| 2 | 92-0731 | 3 | Spring |
| 3 | 92-0700 | 1 | Fork-Shift |
| 4 | 92-0769 | 2 | Pin-Roll |
| 5 | 92-0817 | 1 | Arm-Shift |
| 6 | 92-0701 | 1 | Fork-Shift |
| 7 | 92-0699 | 1 | Shaft-Fork |
| 8 | 92-0732 | 3 | Plate-Keeper |
| 9 | 33114-016 | 3 | Screw-HH |
| 10 | 92-0729 | 3 | Seal-Oil |
| 11 | 92-0698 | 1 | Shaft-Fork |
| 12 | 92-0816 | 1 | Arm-Shift |
| 13 | 92-0705 | 1 | Lock-Spindle |
| 14 | 3253-4 | 3 | Washer-Lock |
| 15 | 100-6927 | 1 | Cap-Sealing |

| Ref. No. | Part No. | Qty. | Description |
|----------|----------|------|-------------|
| | | | |
| | | | |
| | | | |
| | | | |
| | | | |

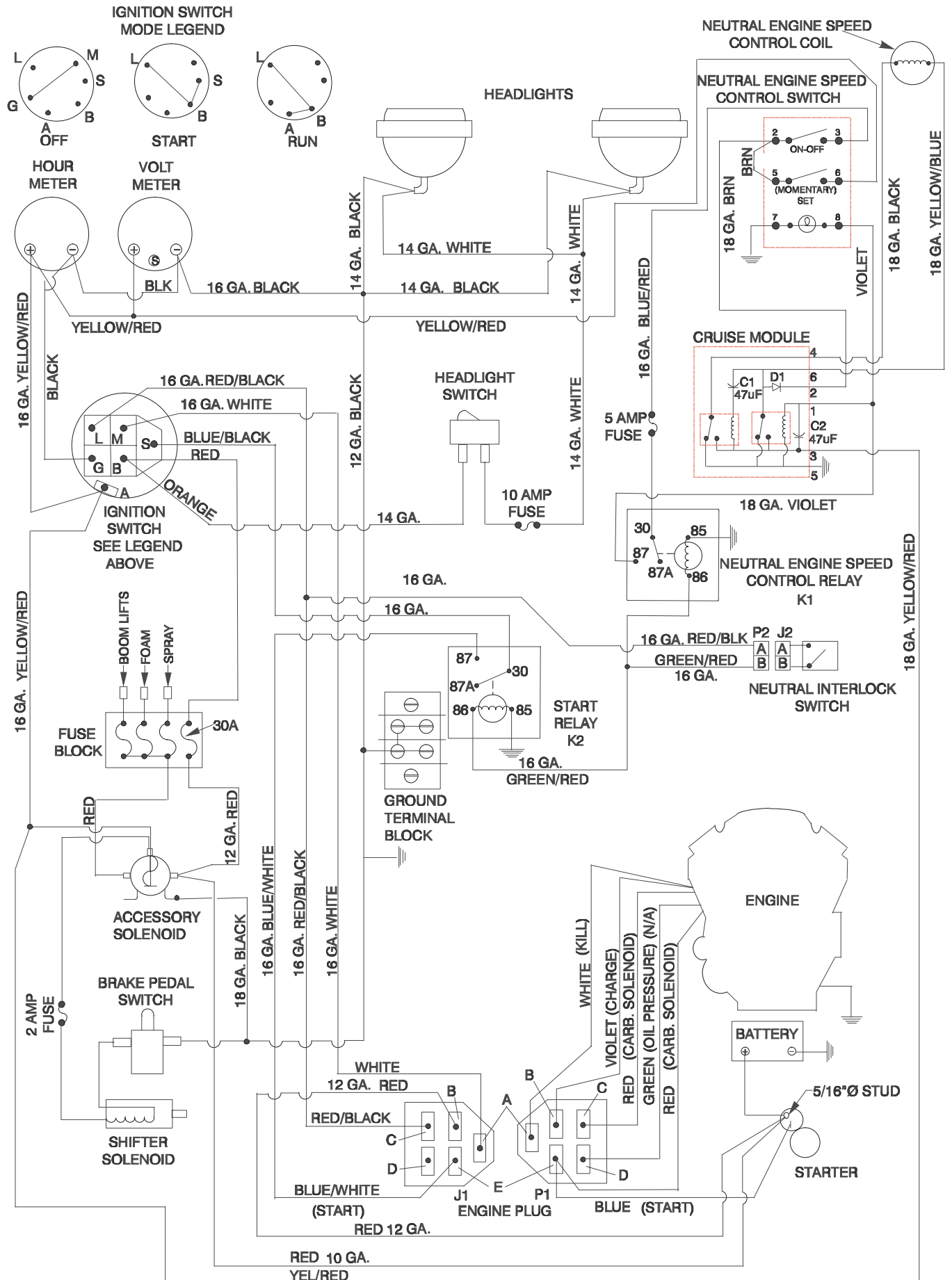


Differential Gear Assembly Transaxle No. 104-9078

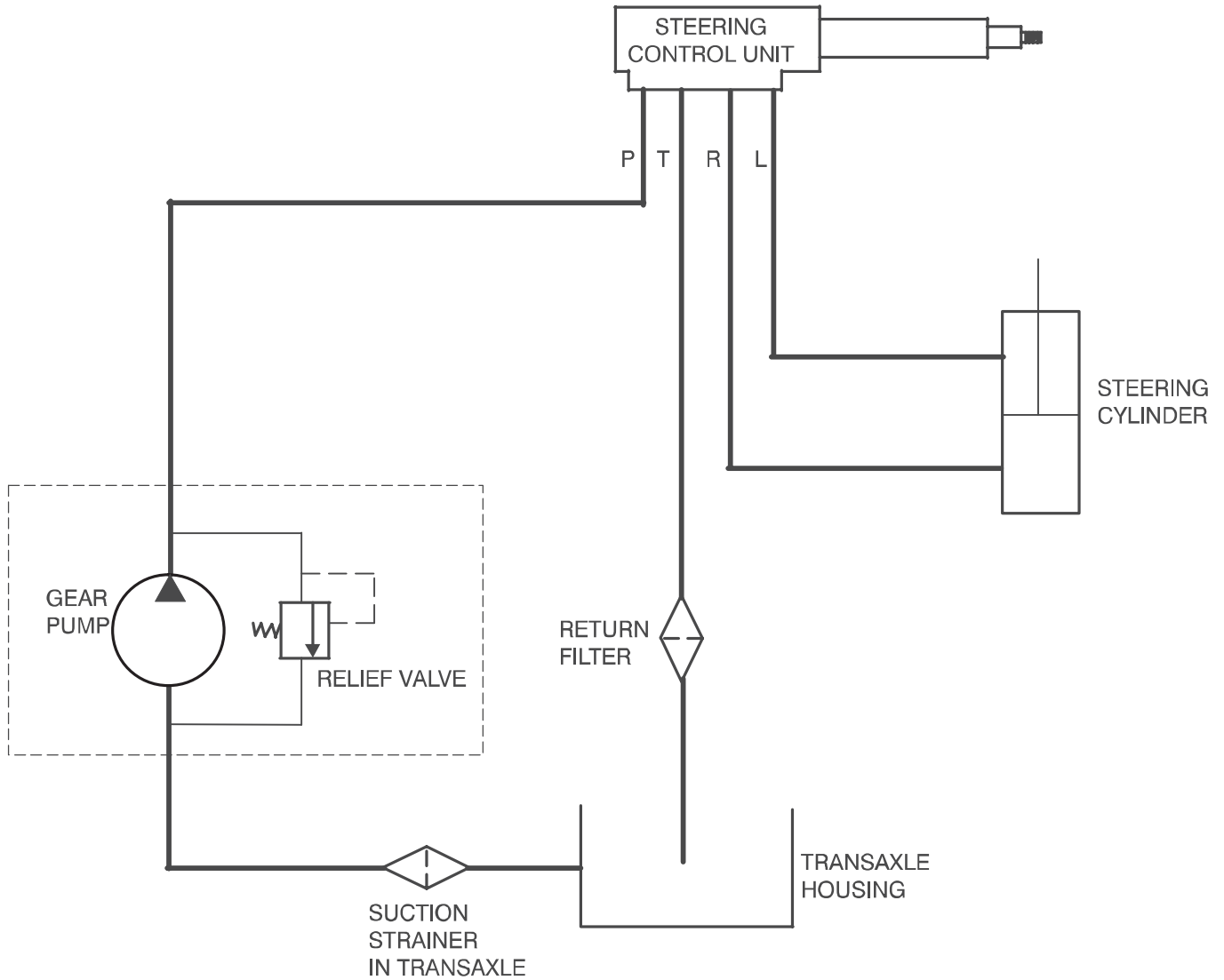
| Ref. No. | Part No. | Qty. | Description |
|----------|----------|------|-----------------------|
| 1 | 92-0726 | 1 | Shaft-Axle, Right |
| 2 | 92-0728 | 1 | Washer |
| 3 | 92-0780 | 1 | Bearing |
| 4 | 92-0727 | 2 | Washer |
| 5 | 92-0756 | 3 | Ring-Snap |
| 6 | 92-0775 | 2 | Bearing |
| 7 | 92-0720 | 1 | Case-Differential |
| 8 | 92-0710 | 1 | Gear-Ring |
| 9 | 92-0765 | 2 | Pin-Parallel |
| 10 | 92-0747 | 2 | Gear-Side, Left Inner |
| 11 | 92-0746 | 1 | Gear-Side, R |
| 12 | 92-0748 | 2 | Pinion-Differential |
| 13 | 92-0750 | 2 | Washer |
| 14 | 92-0749 | 1 | Shaft-Pinion |
| 15 | 92-0768 | 2 | Pin-Roll, Spring |
| 16 | 92-0745 | 1 | Gear-Side, L |
| 17 | 92-0803 | 12 | Bolt |
| 18 | 92-0776 | 1 | Bearing |
| 19 | 92-0793 | 2 | Seal-Oil |
| 20 | 92-0725 | 1 | Shaft-Axle, Left |
| 21 | 100-6926 | 1 | Cap-Sealing |

| Ref. No. | Part No. | Qty. | Description |
|----------|----------|------|-------------|
| | | | |

Vehicle Electrical Schematic

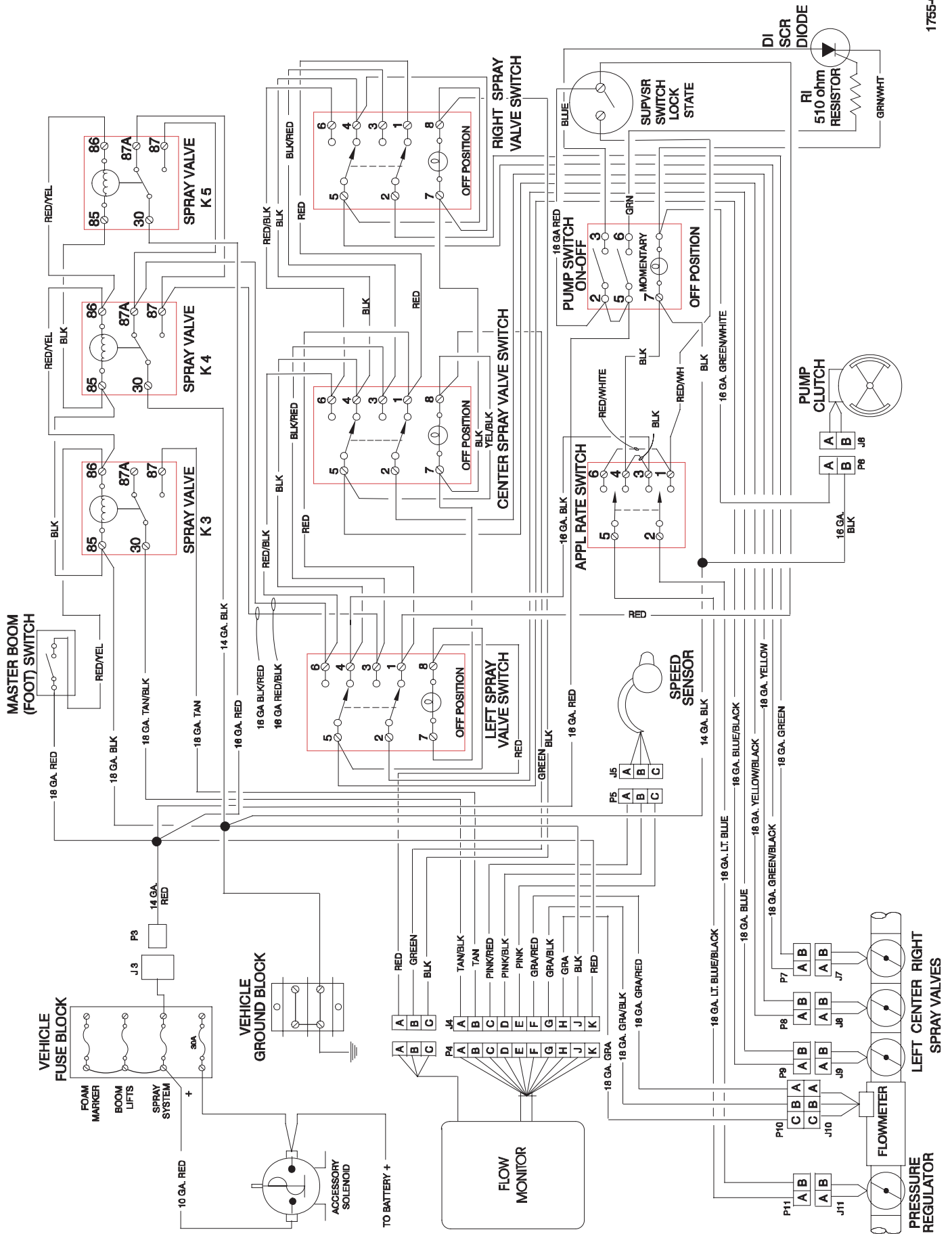


Vehicle Hydraulic Schematic



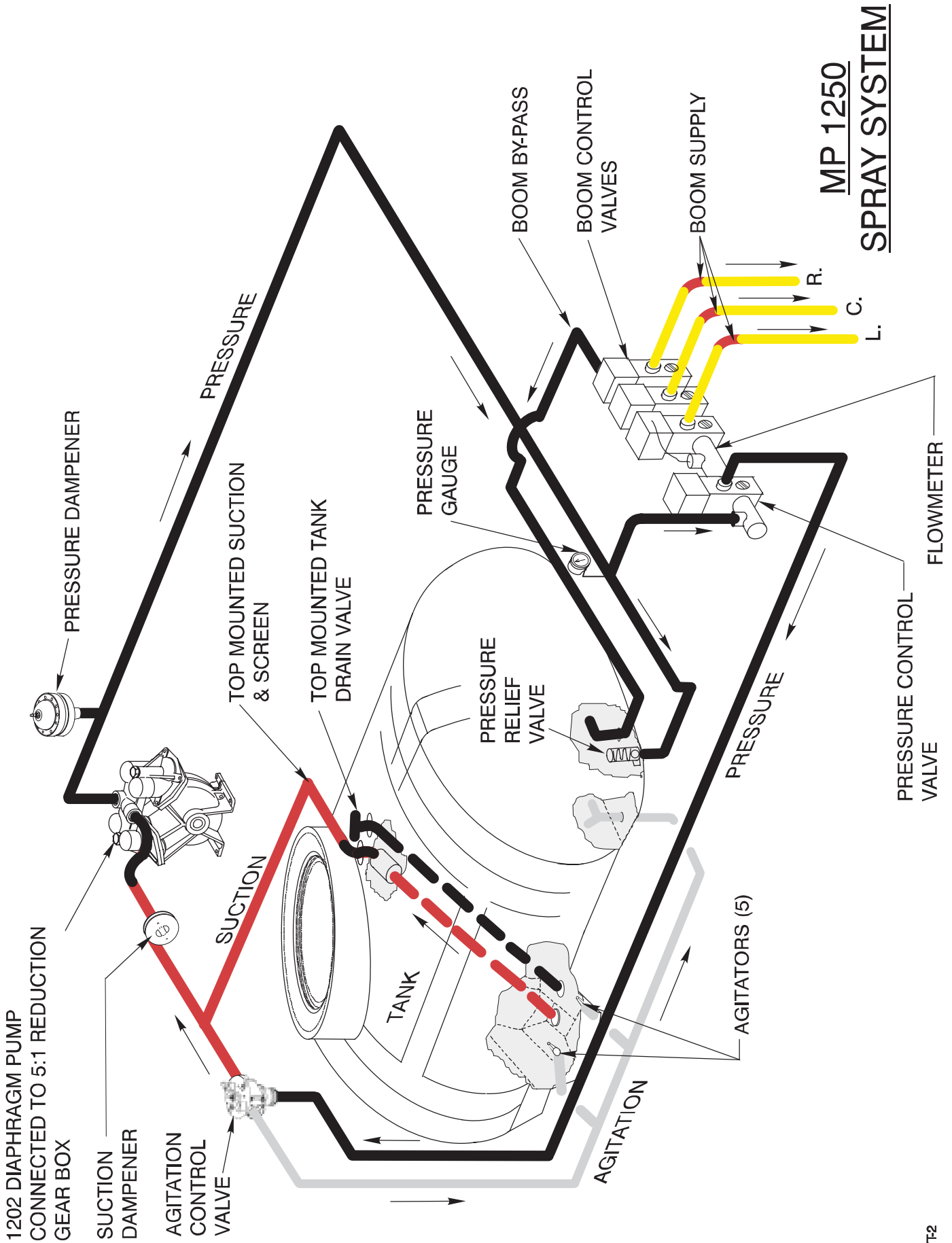
T = TANK
L= WORKING PRESSURE
R= WORKING PRESSURE
P= PRESSURE

Spray System Electrical Schematic

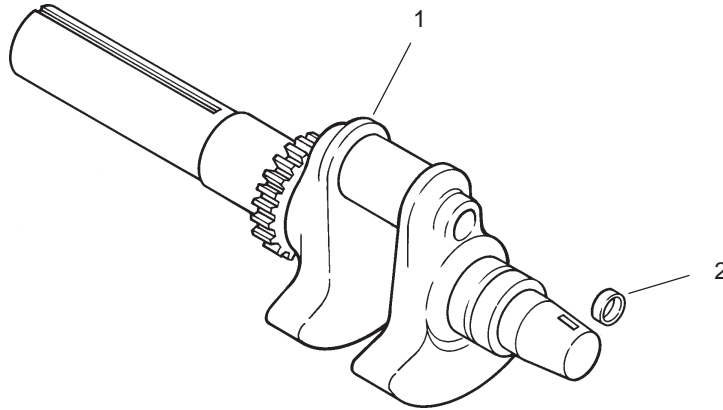


1755-CE

Spray System Flow Diagram



MP 1250
SPRAY SYSTEM

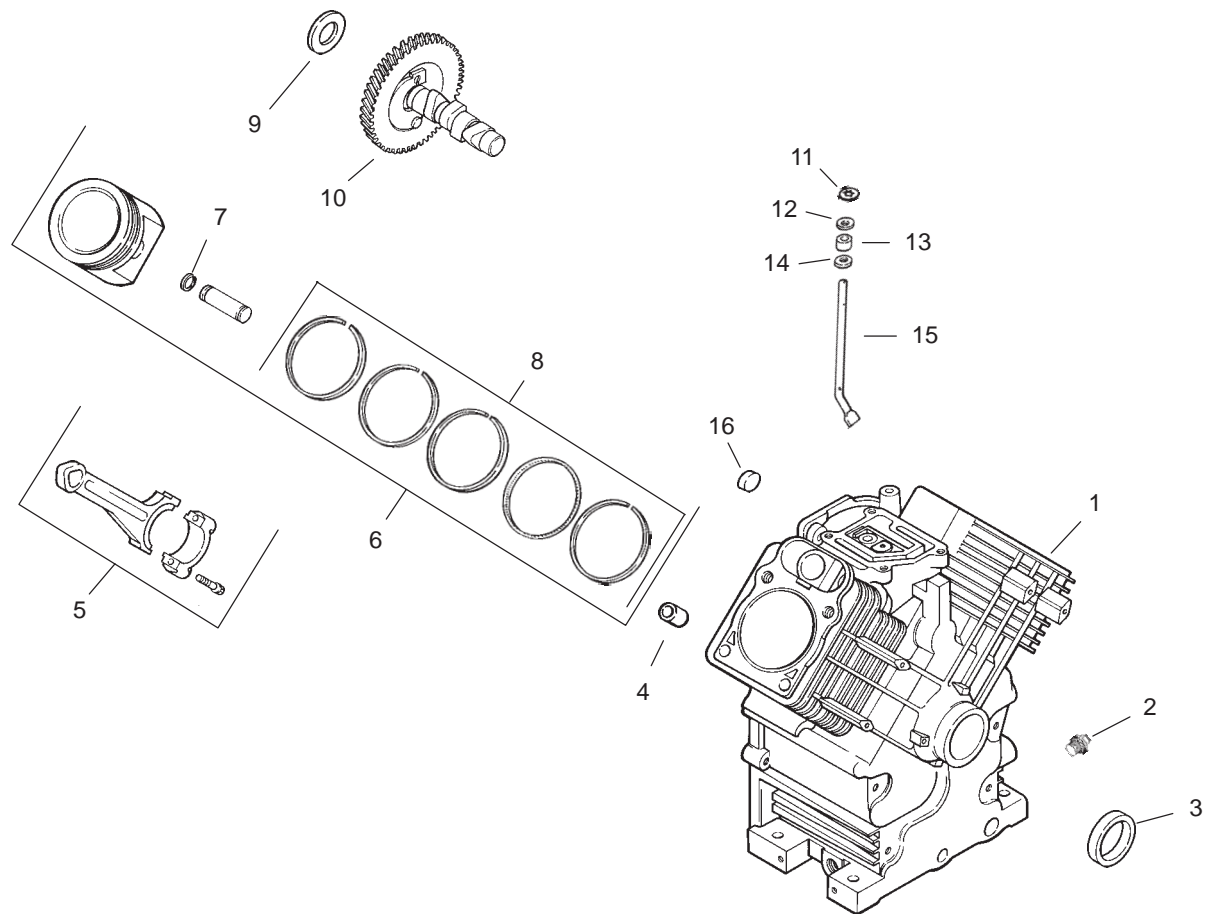


Crankshaft Assembly Kohler CH20S-64647

| Ref. No. | Part No. | Qty. | Description |
|----------|--------------|------|-------------------------|
| 1 | 24 014 103-S | 2 | Crankshaft (Includes 2) |
| 2 | 52 139 09-S | 1 | Plug, cup |

| Ref. No. | Part No. | Qty. | Description |
|----------|----------|------|-------------|
| | | | |

Obtain Parts from Kohler

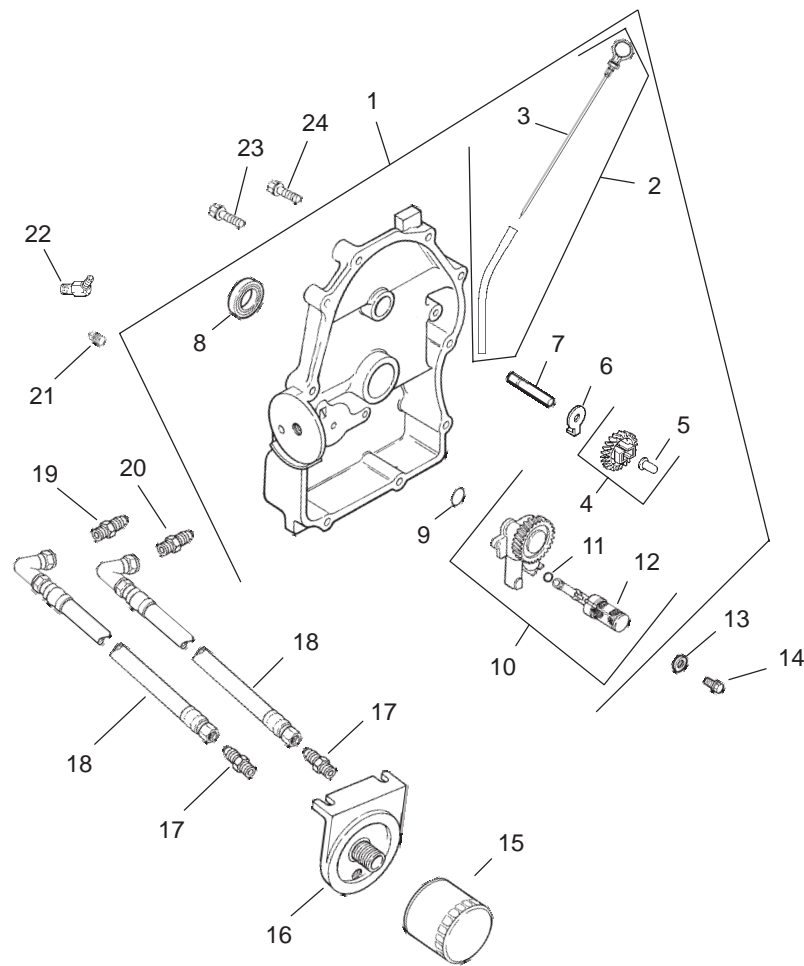


Crankcase Assembly Kohler CH20S-64647

| Ref. No. | Part No. | Qty. | Description |
|----------|-------------|------|--|
| 1 | | 1 | Cylinder Block (Use Miniblock 24 782 15) |
| 2 | 25 139 57-S | 2 | Plug, sq. hd. 3/8 |
| 3 | 24 032 01-S | 1 | Seal, front oil |
| 4 | 24 380 13-S | 6 | Pin, locating |
| 5 | 24 067 13-S | 2 | Connecting Rod (Std.) |
| | 24 067 14-S | 2 | Connecting Rod (.25) |
| 6 | 24 874 17-S | 2 | Piston w/Ring Set (Std.) (Includes 7,8) |
| | 24 874 14-S | 2 | Piston w/Ring Set (.08) |
| | 24 874 18-S | 2 | Piston w/Ring Set (.25) |
| | 24 874 19-S | 2 | Piston w/Ring Set (.50) |
| 7 | 24 018 01-S | 4 | Retainer, piston pin |
| 8 | 24 108 11-S | 2 | Ring Set (Std. & .08) |
| | 24 108 12-S | 2 | Ring Set (.25) |
| | 24 108 13-S | 2 | Ring Set (.50) |
| 9 | 12 422 09-S | A/R | Shim, camshaft-red |
| | 12 422 13-S | A/R | Shim, camshaft-black |
| | 12 422 07-S | A/R | Shim, camshaft-white |
| | 12 422 08-S | A/R | Shim, camshaft-blue |
| | 12 422 10-S | A/R | Shim, camshaft-yellow |
| | 12 422 11-S | A/R | Shim, camshaft-green |
| | 12 422 12-S | A/R | Shim, camshaft-gray |

| Ref. No. | Part No. | Qty. | Description |
|----------|-------------|------|----------------------------|
| 10 | 24 012 10-S | 1 | Camshaft |
| 11 | 24 018 09-S | 1 | Ring, retainer |
| 12 | M-931010-S | 1 | Washer, plain 9 mm |
| 13 | 28 032 09-S | 1 | Seal, governor cross shaft |
| 14 | 24 468 15-S | 1 | Washer, plain 1/4 |
| 15 | 24 144 33-S | 1 | Shaft, governor cross |
| 16 | 52 139 09-S | 1 | Plug, cup |

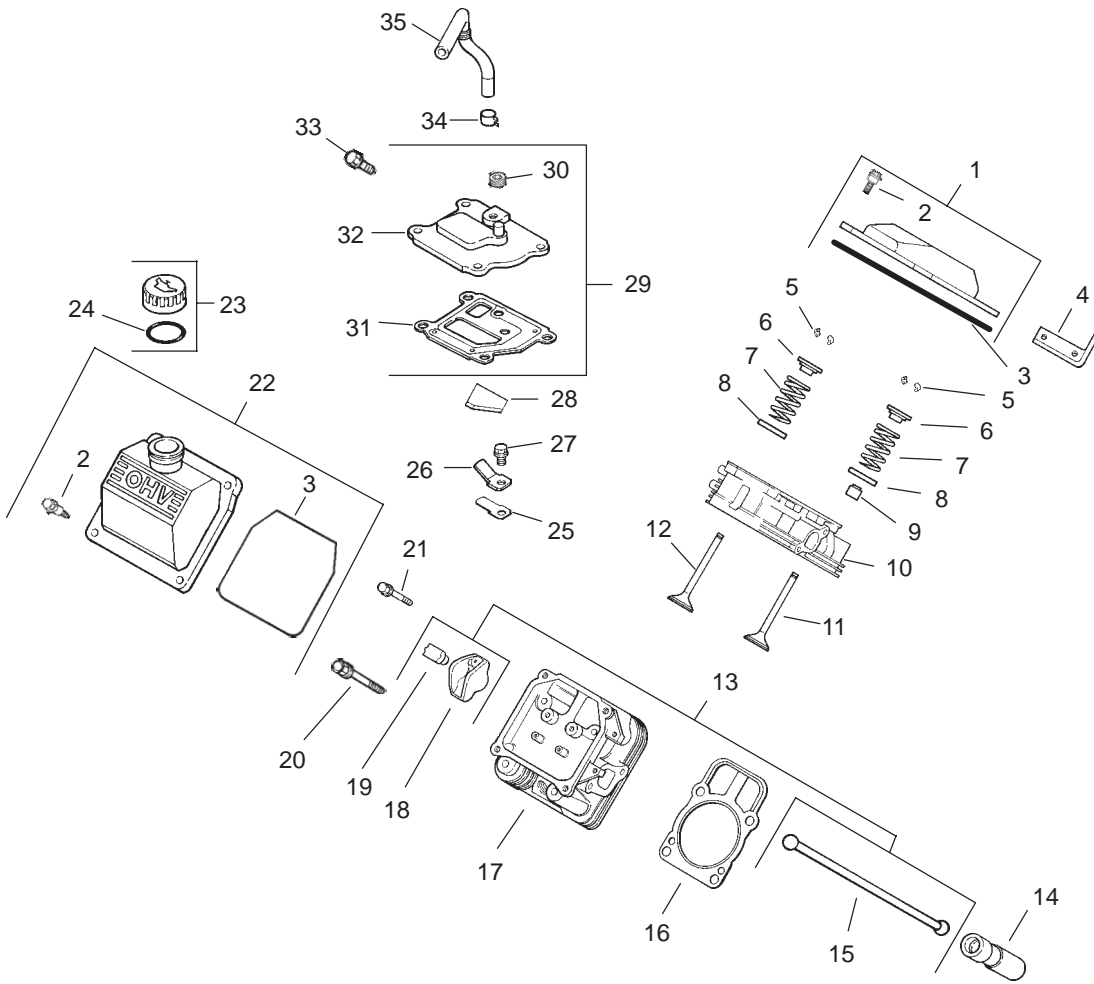
Obtain Parts from Kohler



Oil Pan / Lubrication Assembly Kohler CH20S-64647

| Ref. No. | Part No. | Qty. | Description | Ref. No. | Part No. | Qty. | Description |
|----------|--------------|------|--|----------|-------------|------|-------------------------------------|
| 1 | 24 009 96-S | 1 | Plate, closure asm (Includes 2-12, 19, 20, 22) | 18 | 24 326 46-S | 2 | Hose, oil |
| 2 | 24 755 121-S | 3 | Kit, dipstick w/tube (Includes 3) | 19 | 24 294 08-S | 1 | Fitting, connector |
| 3 | 24 038 10-S | 1 | Dipstick | 20 | 24 294 09-S | 1 | Fitting, connector |
| 4 | 24 043 12-S | 5 | Kit, governor gear (Includes 5) | 21 | 25 155 11-S | 1 | Connector, hose 45 |
| 5 | 12 380 01-S | 1 | Pin, governor regulating | 22 | 24 086 16-S | 9 | Screw, hex. flange M8x1.25x45 |
| 6 | 52 448 02-S | 1 | Tab, locking | 23 | 24 086 17-S | 1 | Screw, hex. flange M8x1.25x45 |
| 7 | 12 144 02-S | 1 | Shaft, governor gear | | | 2 | Not Illustrated Tie, wire |
| 8 | 52 032 08-S | 1 | Seal, oil (PTO end) | | 25 454 03-S | | |
| 9 | 24 153 08-S | 1 | O-Ring | | | | |
| 10 | 24 393 37-S | 1 | Oil pump assembly (Includes 11,12) | | | | |
| 11 | 24 153 01-S | 1 | O-Ring, oil pick-up | | | | |
| 12 | 24 381 04-S | 1 | Tube, oil pick-up | | | | |
| 13 | M-631005-S | 2 | Washer, plain 6 mm | | | | |
| 14 | M-645025-S | 2 | Screw, hex. flange M6x1.0x25 | | | | |
| 15 | 52 050 02-S | 1 | Filter, oil | | | | |
| 16 | 25 029 01-S | 1 | Adapter, remote filter | | | | |
| 17 | 52 155 03-S | 2 | Connector, hose | | | | |

Obtain Parts from Kohler

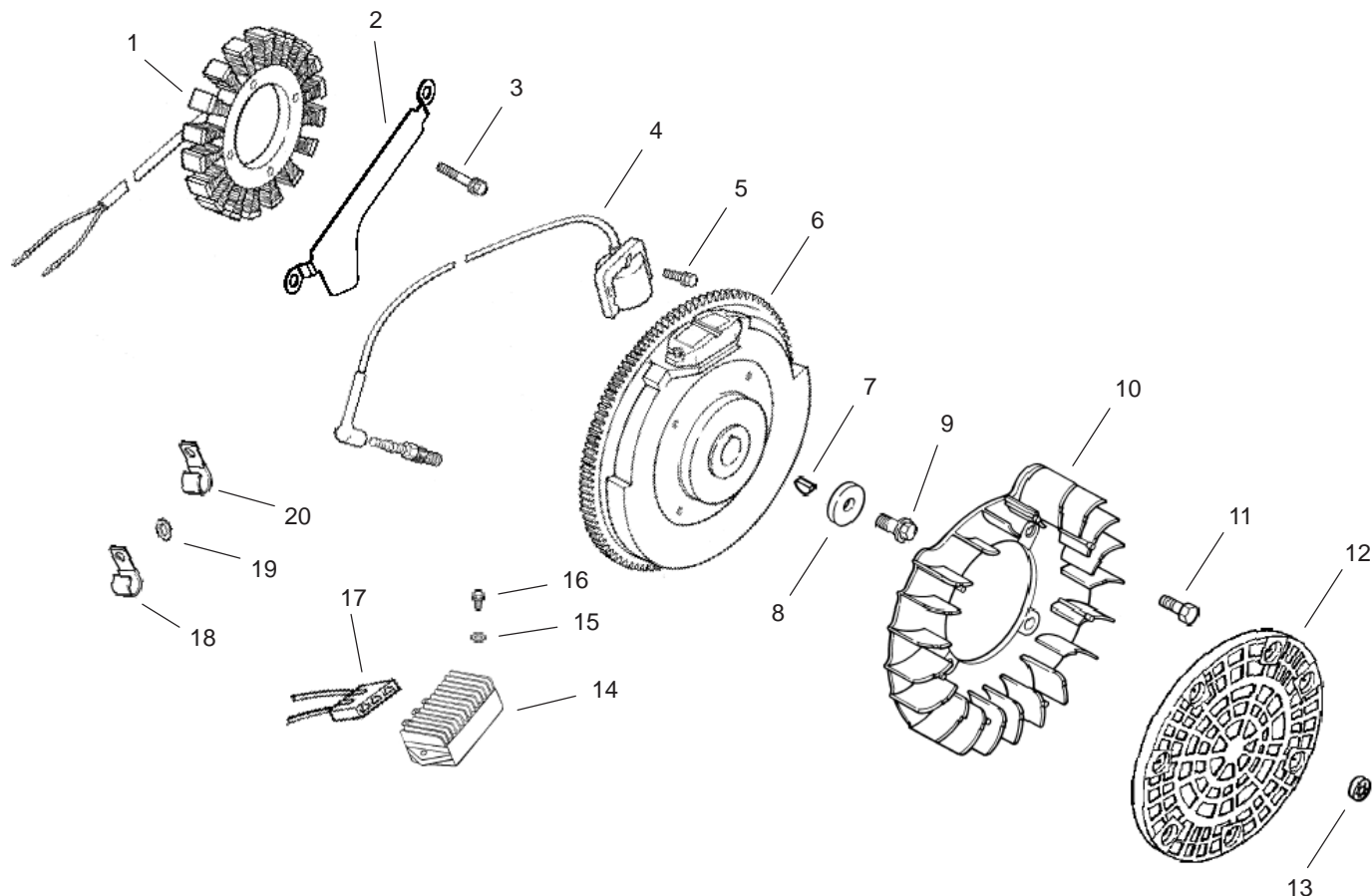


Head / Valve / Breather Assembly Kohler CH20S-64647

| Ref. No. | Part No. | Qty. | Description |
|----------|-------------|------|---|
| 1 | 24 755 74-S | 1 | Kit, valve cover – plain (Includes 2,3) |
| 2 | 24 086 32-S | 4 | Screw, shoulder |
| 3 | 24 153 23-S | 1 | O-Ring, valve cover |
| 4 | 24 445 01-S | 1 | Strap, lifting |
| 5 | 12 755 03-S | 4 | Kit, retainer |
| 6 | 12 173 01-S | 4 | Cap, valve spring |
| 7 | 24 089 02-S | 4 | Spring, valve |
| 8 | 235011-S | 4 | Retainer, spring |
| 9 | 66 032 05-S | 2 | Seal, valve stem |
| 10 | 24 318 68-S | 1 | Head assembly, #1 cylinder |
| 11 | 24 017 01-S | 2 | Valve, intake (Std.) |
| | 24 017 02-S | 2 | Valve, intake (.25) |
| 12 | 24 016 01-S | 2 | Valve, exhaust (Std.) |
| | 24 016 02-S | 2 | Valve, exhaust (.25) |
| 13 | 24 755 66-S | 1 | Kit, valve train (Includes 15,18,19) |
| 14 | 25 351 01-S | 4 | Lifter, valve |
| 15 | 24 411 05-S | 4 | Rod, push |
| 16 | 24 041 08-S | 2 | Gasket, cylinder head |
| 17 | 24 318 71-S | 1 | Head assembly, #2 cylinder |
| 18 | 25 186 01-S | 4 | Arm, rocker |

| Ref. No. | Part No. | Qty. | Description |
|----------|-------------|------|---|
| 19 | 24 599 01-S | 4 | Pivot, rocker arm |
| 22 | 12 086 16-S | 8 | Screw, hex. flange M10x1.5x90 |
| 21 | M-640034-S | 4 | Screw, hex. flange M6x1.0x34 |
| 22 | 24 559 03-S | 1 | Kit, fuel pump/valve cover (Includes 2,3) |
| 23 | 24 755 46-S | 1 | Kit, oil fill cap (Includes 24) |
| 24 | 25 153 02-S | 1 | O-Ring |
| 25 | 24 402 03-S | 1 | Reed, breather |
| 26 | 12 018 01-S | 1 | Retainer, breather reed |
| 27 | M-545010-S | 1 | Screw, hex. flange M5x0.8x10 |
| 28 | 24 050 01-S | 1 | Filter, breather |
| 29 | 24 033 01-S | 1 | Kit, breather (Includes 30-32) |
| 30 | 25 139 60-S | 1 | Plug, allen head 1/8 pipe |
| 31 | 24 041 23-S | 1 | Gasket, breather |
| 32 | 24 096 86-S | 1 | Cover, breather |
| 33 | M-645020-S | 4 | Screw, hex. flange |
| 34 | 25 237 14-S | 1 | Clamp, breather |
| 35 | 24 326 26-S | 1 | Hose, breather |

Obtain Parts from Kohler

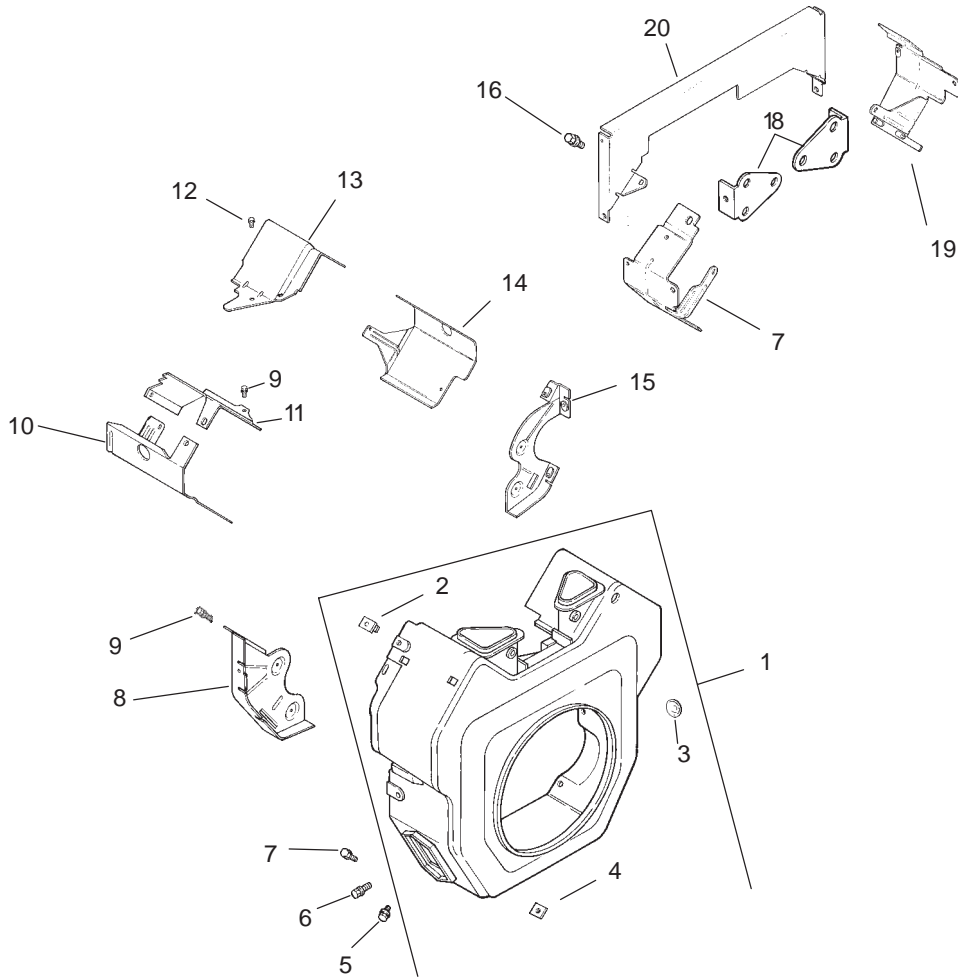


Ignition / Electrical Assembly Kohler CH20S-64647

| Ref. No. | Part No. | Qty. | Description |
|----------|-------------|------|---|
| 1 | 28 085 02-S | 1 | Kit, stator w/connectors (Includes 17) |
| 2 | 24 126 71-S | 1 | Bracket, stator wire |
| 3 | M-545030-S | 2 | Screw, hex. cap M5x0.8x30 |
| 4 | 24 584 01-S | 2 | Module, ignition |
| 5 | M-545020-S | 4 | Screw, hex. flange M5x0.8x20 |
| 6 | 24 025 01-S | 1 | Flywheel |
| 7 | X-42-15-S | 1 | Key |
| 8 | 12 468 03-S | 1 | Washer, plain 3/8 |
| 9 | 12 086 14-S | 1 | Screw, hex. flange M10x1.5x46 |
| 10 | 24 157 01-S | 1 | Fan |
| 11 | 25 086 47-S | 4 | Bolt, shoulder M6x1.0x16 |
| 12 | 24 162 03-S | 1 | Screen, grass |
| 13 | 24 018 03-S | 1 | Retainer, grass screen |
| 14 | 25 403 05-S | 1 | Rectifier-regulator 20 amp |
| 15 | X-25-92-S | 2 | Washer, plain 3/16 |
| 16 | 24 086 18-S | 2 | Screw, phillips hd. 11-16x7/8 |
| 17 | 236602-S | 1 | Connector, body |

| Ref. No. | Part No. | Qty. | Description |
|----------|-------------|------|---|
| 18 | 235173-S | 1 | Clip, cable |
| 19 | X-25-63-S | 1 | Washer, plain 1/4 |
| 20 | 48 154 02-S | 1 | Clip, cable |
| 21 | 12 132 06-S | 2 | Spark Plug |
| | | | Not Illustrated |
| | 24 518 12-S | 1 | Lead, black (5-12 ga. insulated grip barrel eyelet terminals) |
| | 24 176 72-S | 1 | Harness, wiring |
| | X-22-11-S | 1 | Washer, lock 1/4 (for ground screw & wire) |
| | 25 454 03-S | 2 | Tie, wire |

Obtain Parts from Kohler

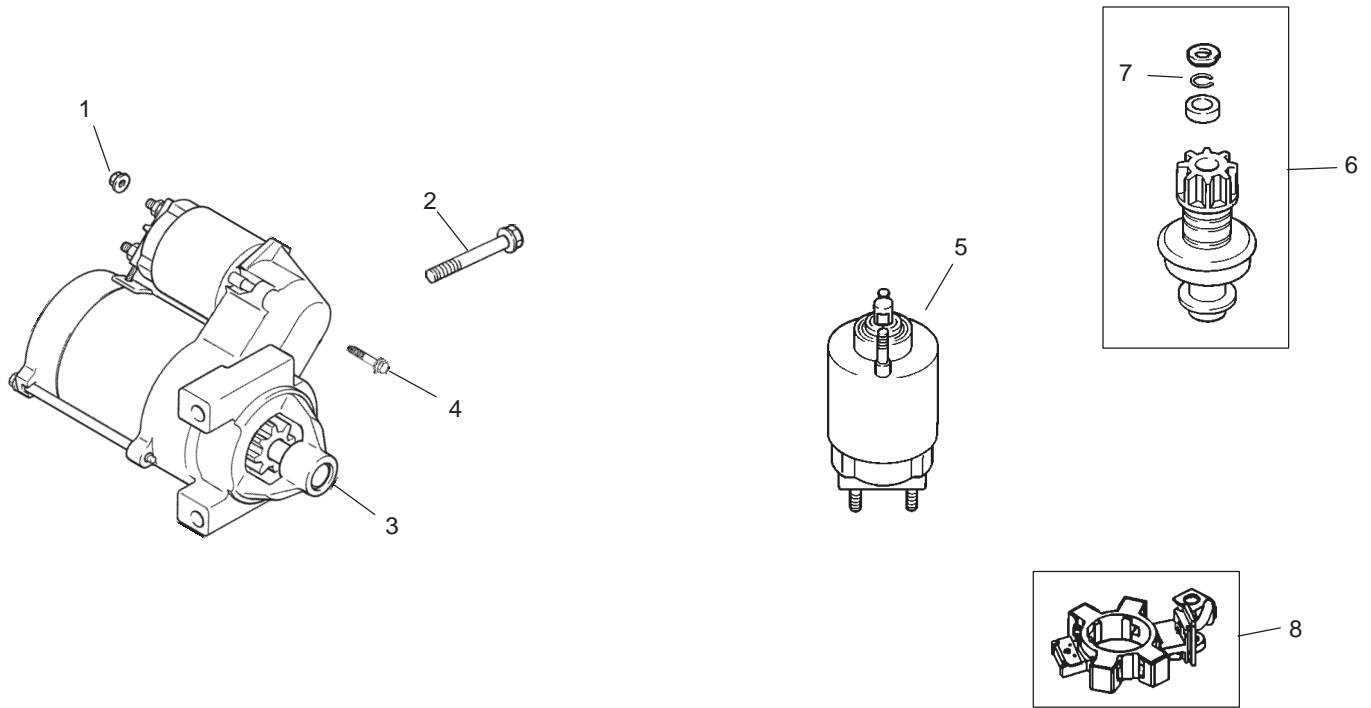


Blower Housing and Baffle Assembly Kohler CH20S-64647

| Ref. No. | Part No. | Qty. | Description |
|----------|--------------|------|------------------------------------|
| 1 | 24 027 175-S | 1 | Housing, blower (Includes 2-4) |
| 2 | 24 100 02-S | 2 | Nut, plastic |
| 3 | 25 139 16-S | 1 | Plug, button 9/16 |
| 4 | 24 100 01-S | 3 | Nut, plastic |
| 5 | M-551016-S | 1 | Screw, hex. flange M5x0.8x16 |
| 6 | M-545016-S | 3 | Screw, hex. flange M5x0.8x16 |
| 7 | M-545020-S | 4 | Screw, hex. flange M5x0.8x20 |
| 8 | 24 146 16-S | 1 | Plate, backing #2 side |
| 9 | M-645016-S | 6 | Screw, hex. flange M6x1.0x16 |
| 10 | 24 063 20-S | 1 | Baffle, cylinder barrel #2 side |
| 11 | 24 063 17-S | 1 | Baffle, valley - #2 side |
| 12 | M-545010-S | 2 | Screw, hex. flange M5x0.8x10 |
| 13 | 24 063 59-S | 1 | Baffle, valley - #1 side |
| 14 | 24 063 58-S | 1 | Baffle, cylinder barrel #1 side |
| 15 | 24 146 20-S | 1 | Plate, backing |

| Ref. No. | Part No. | Qty. | Description |
|----------|-------------|------|---------------------------------|
| | | | #1 side |
| 16 | M-639010-S | 4 | Screw, hex. flange M6x1.0x10 |
| 17 | 24 063 13-S | 1 | Baffle, ducted air # 2 side |
| 18 | 24 126 04-S | 2 | Bracket, support |
| 19 | 24 063 12-S | 1 | Baffle, ducted air #1 side |
| | | | Not Illustrated |
| | 24 113 12-S | 1 | Decal, HP |

Obtain Parts from Kohler

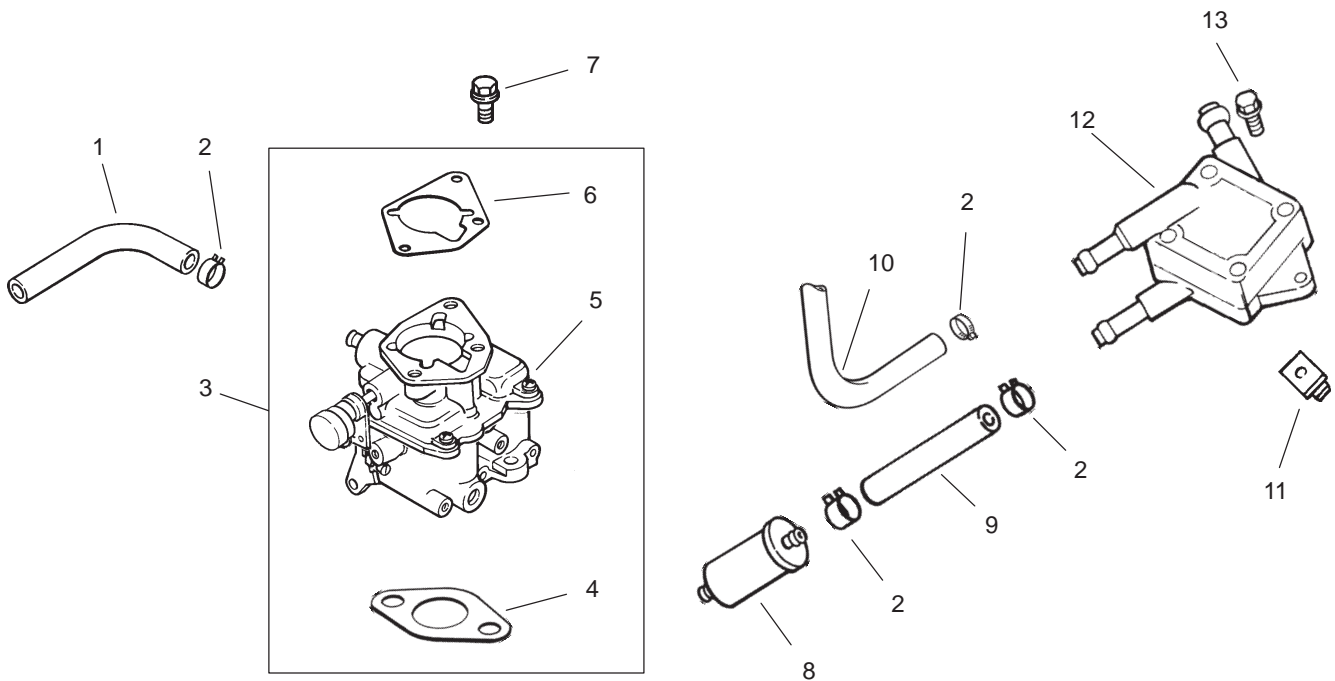


Starting System Kohler CH20S-64647

| Ref. No. | Part No. | Qty. | Description |
|----------|--------------|------|--|
| 1 | M-841080-S | 1 | Nut, hex flange M8x1.25 |
| 2 | M-839080-S | 2 | Screw, hex. flange M8x1.25x80 |
| 3 | 24 098 09-S | 1 | Starter, solenoid shift asm (Includes 4-18) |
| 4 | 25 086 113-S | 3 | Screw, ext. torx hd. |
| 5 | 25 435 05-S | 4 | Kit, solenoid (Includes 4) |
| 6 | 25 755 33-S | 7 | Kit, pinion drive (Includes 7) |
| 7 | 25 141 05-S | 1 | Ring |
| 8 | 25 221 01-S | 1 | Kit, brush |

| Ref. No. | Part No. | Qty. | Description |
|----------|----------|------|-------------|
| | | | |

Obtain Parts from Kohler

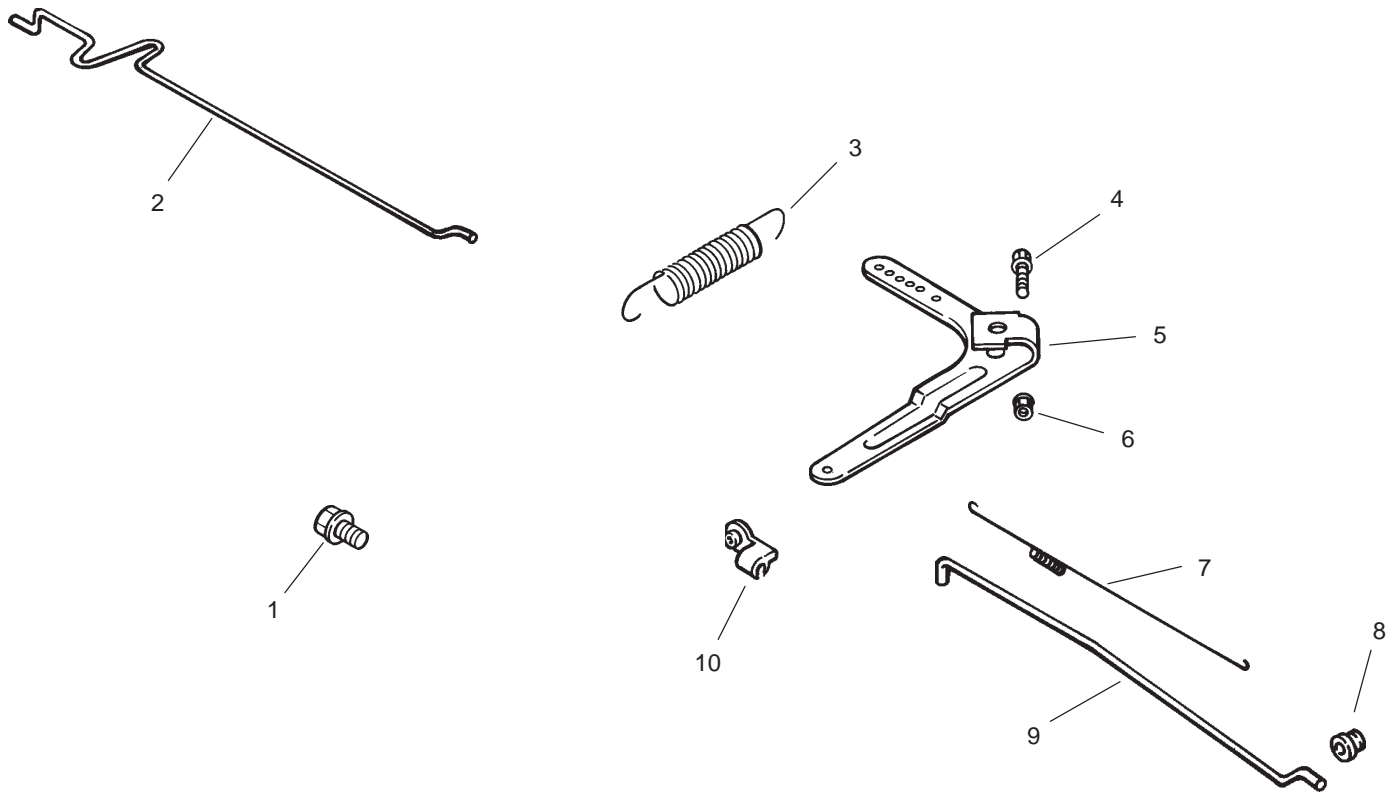


Fuel System Assembly Kohler CH20S-64647

| Ref. No. | Part No. | Qty. | Description |
|----------|-------------|------|---|
| 1 | 25 353 32-S | 1 | Line, fuel 9-1/2 |
| 2 | 25 237 14-S | 6 | Clamp, hose |
| 3 | 24 853 33-S | 1 | Kit, carburetor w/gasket (Includes 4-6) |
| 4 | 24 041 06-S | 1 | Gasket, air cleaner base |
| 5 | | 1 | Carburetor assembly (Includes 24 75701-S, 24 757 02-S, 24 757 03-S, 24 757 07-S, 24 757 08-S & 24 757 09-S) 2405333 (For information only not available separately) |
| 6 | 24 041 17-S | 1 | Gasket, carburetor |
| 7 | M-651030-S | 2 | Screw, hex. flange M6x1.0x30 |
| 8 | 24 050 02-S | 1 | Filter, fuel |
| 9 | 25 353 15-S | 1 | Line, fuel 3-1/2 |
| 10 | 24 353 02-S | 1 | Line, fuel 15-1/2 |
| 11 | 24 100 01-S | 2 | Nut, plastic |

| Ref. No. | Part No. | Qty. | Description |
|----------|--------------|------|--|
| 12 | 24 393 16-S | 1 | Pump, fuel |
| 13 | 24 086 12-S | 2 | Screw, hex. cap M6x1.7x18 |
| | | | Not Illustrated |
| | 24 755 125-S | 1 | Kit, high altitude w/gaskets |
| | 24 757 01-S | 1 | Kit, solenoid repair |
| | 24 757 02-S | 1 | Kit, float repair |
| | 24 757 03-S | 1 | Kit, carburetor repair |
| | 24 757 07-S | 1 | Kit, choke repair |
| | 24 757 08-S | 1 | Kit, repair - accelerator pump seal |
| | 24 757 09-S | 1 | Kit, repair - accelerator pump diaphragm |

Obtain Parts from Kohler

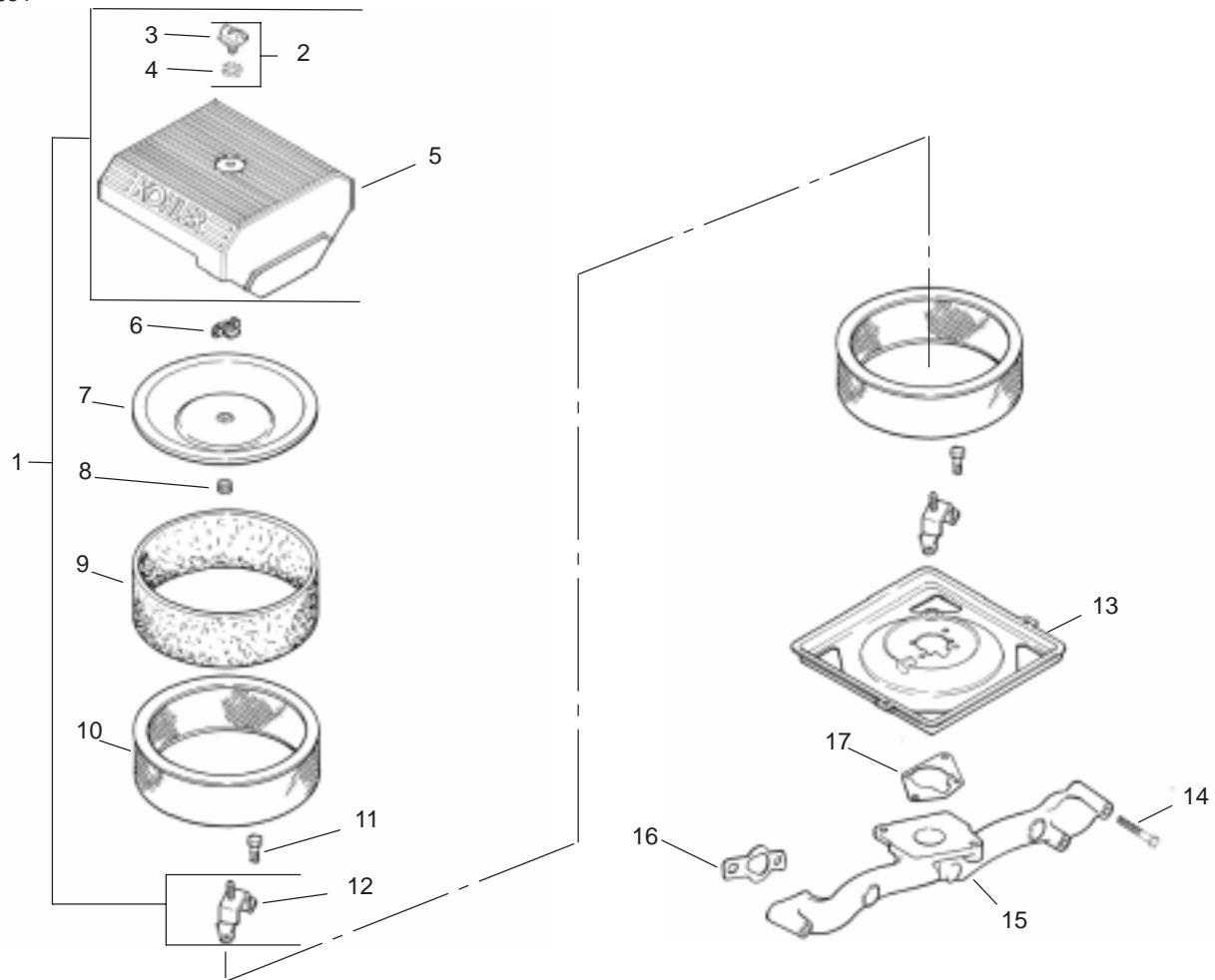


Engine Controls Kohler CH20S-64647

| Ref. No. | Part No. | Qty. | Description |
|----------|-------------|------|-------------------------------------|
| 1 | M-645016-S | 4 | Screw, hex. flange M6x1.0x16 |
| 2 | 24 079 21-S | 1 | Linkage, choke |
| 3 | 24 089 15-S | 1 | Spring, governor |
| 4 | 24 211 03-S | 1 | Bolt, rd. hd. sq. neck M6x1.0x25 |
| 5 | 24 090 33-S | 1 | Lever, governor |
| 6 | M-641060-S | 1 | Nut, hex. flange M6x1.0 |
| 7 | 24 089 01-S | 1 | Spring, linkage |
| 8 | 25 158 08-S | 1 | Bushing, throttle linkage |
| 9 | 24 079 01-S | 1 | Linkage, throttle |
| 10 | 25 158 11-S | 1 | Bushing, linkage retaining |
| | 25 454 03-S | 1 | Not Illustrated Tie, wire |

| Ref. No. | Part No. | Qty. | Description |
|----------|----------|------|-------------|
| | | | |
| | | | |
| | | | |
| | | | |
| | | | |
| | | | |
| | | | |
| | | | |
| | | | |
| | | | |

Obtain Parts from Kohler

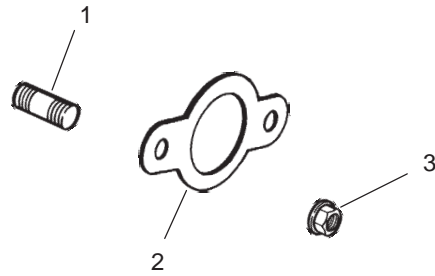


Air Intake / Filtration Assembly Kohler CH20S-64647

| Ref. No. | Part No. | Qty. | Description |
|----------|-------------|------|---|
| 1 | 24 743 05-S | 1 | Kit, air cleaner cover (Includes 2-5,12) |
| 2 | 54 755 01-S | 1 | Kit, knob with seal (Includes 3,4) |
| 3 | 25 341 03-S | 1 | Knob, cover |
| 4 | 24 153 20-S | 1 | Seal, air cleaner cover knob |
| 5 | 24 096 67-S | 1 | Cover, air cleaner |
| 6 | 12 100 01-S | 1 | Wing Nut |
| 7 | 24 096 01-S | 1 | Cover, inner air cleaner |
| 8 | 24 032 03-S | 1 | Seal, inner air cleaner |
| 9 | 24 083 02-S | 1 | Precleaner, element |
| 10 | 47 083 03-S | 1 | Element, air cleaner |
| 11 | M-639016-S | 3 | Screw, hex. flange M6x1.0x16 |
| 12 | 24 126 21-S | 1 | Bracket, air cleaner base |
| 13 | 24 094 24-S | 1 | Base, air cleaner |
| 14 | 25 086 84-S | 4 | Screw, hex. flange M6x1.0x55 |
| 15 | 24 164 14-S | 1 | Manifold, intake |
| 16 | 24 041 01-S | 2 | Gasket, intake manifold |
| 17 | 24 041 06-S | 1 | Gasket, air cleaner base |

| Ref. No. | Part No. | Qty. | Description |
|----------|----------|------|-------------|
| | | | |

Obtain Parts from Kohler



Exhaust Assembly Kohler CH20S-64647

| Ref. No. | Part No. | Qty. | Description | Ref. No. | Part No. | Qty. | Description |
|----------|--------------|------|-----------------------------|----------|----------|------|-------------|
| 1 | 25 072 04-S | 4 | Stud M8x1.25x33 | | | | |
| 2 | 24 041 49-S | 2 | Gasket, exhaust | | | | |
| 3 | M-841080-S | 4 | Nut, hex. flange M8x1.25 | | | | |
| | | | Not Illustrated | | | | |
| | 24522295 | 1 | Short Block | | | | |
| | 2478215 | 1 | Miniblock | | | | |
| | 24 755 107-S | 1 | Gasket Set | | | | |

Obtain Parts from Kohler

