



Reelmaster[®] 4000-D

2 and 4 Wheel Drive Traction Unit

Model No. 03706—230000001 and Up

Model No. 03707—230000001 and Up

Parts Catalog

Ordering Replacement Parts

To order replacement parts, please supply: the part number, the quantity, and the description of each part desired.

Understanding Reference Numbers

Each identified part in an illustration has a reference number. The reference number for a part also appears in the parts list, along with other information about the part.

This catalog uses two special reference number formats, one to indicate parts in a service assembly and another to indicate the quantity of a given part in an illustration.

Service Assembly Reference Numbers

Parts in service assemblies have reference numbers in the form **a:b**. The **a** represents the reference number of the entire service assembly and the **b** represents a sequential number unique to each part within the service assembly.

For example, a wheel assembly might be identified by reference number **6**, the tire by **6:1**, the valve by **6:2**, and the wheel by **6:3**. When you order the assembly identified by reference number **6**, you receive all parts identified by reference numbers **6:1**, **6:2**, and **6:3**. However, you may also order any part individually.

Reference numbers of this type appear in illustrations and in part lists.

Reference Numbers Indicating Quantity

In an illustration, if a reference number indicates more than one part, the reference number has the form **nX y**. The **n** represents the quantity of the part, the **X** is the multiplication symbol, and the **y** represents the reference number.

For example, in an illustration, the reference number **2X 37** means that two of the parts identified by reference number **37** are indicated.

Contents

Description	Page	Description	Page
Foot Rest and Traction Pedal Assembly	4	Hydraulic Circuit – Traction and Steering Circuit	52
Floor Plate Assembly	6	Hydraulic Circuit – Traction and Steering Circuit	53
Steering Tower Assembly	7	Hydraulic Circuit – Lift Arm	54
Steering Control Assembly No. 92–9220	8	Hydraulic Circuit – Lift Arm	55
Steering Tower Electrical Assembly	9	Hydraulic Circuit – Cutting Unit	56
Fenders and Center Console Assembly	10	Hydraulic Circuit – Cutting Unit	57
Instrument Panel Assembly	11	Electrical System Diagram	58
Parking Brake, Throttle and Oil Filter Assembly	12	Electrical System Diagram	59
Valve Control Assembly	14	4 Wheel Drive Hydraulic Plumbing	
Valve Motor Spool Assembly No. 63–4800	16	Assembly (only on: 03707)	60
Control Valve Assembly No. 93–1432	17	Hydraulic Manifold Assembly No. 92–2982	61
Priority Flow Control Valve		Steering Axle Assembly (only on: 03706)	62
Assembly No. 58–5490	18	Hydraulic Cylinder Assembly No. 77–4800	
Seat Platform and Filler Cap Assembly	19	(only on: 03706)	63
Seat Assembly No. 77–4860	20	Frame and Muffler Assembly (only on: 03706) .	64
Front and Rear Canopy Assembly	21	Crankcase Assembly	67
Radiator, Oil Cooler and Air Cleaner Assembly	23	Oil Pan Assembly	68
Air Filter Assembly No. 100–2597	25	Cylinder Head Assembly	69
Fuel Filter Assembly No. 104–5218	26	Gear Case Assembly	70
Fuel Tank and Lower Body Assembly	27	Valve Cover Assembly	71
Frame and Muffler Assembly (only on: 03707) .	29	Main Bearing Case Assembly	72
Front Carrier Assembly	30	Camshaft Assembly	73
Front Reel Shut–Off Assembly	31	Piston and Crankshaft Assembly	74
Reel Shut–Off Valve Assembly No. 58–5460 . .	32	Flywheel Assembly	75
Front lift Arm and A–Frame Assembly	33	Fuel Camshaft Assembly	76
Reel Motor Assembly No. 93–1412	34	Engine Stop Lever Assembly	77
Hydraulic Cylinder Assembly No. 104–5225 . . .	35	Injection Pump Assembly	78
Rear Lift Arm and Shut–Off Assembly	36	Injection Pump Assembly No. 98–7606	79
Front Wheel and Motor Assembly	38	Governor Assembly	80
Wheel Motor Assembly No. 58–5430	39	Speed Control Plate Assembly	81
Rear Axle Assembly (only on: 03707)	40	Nozzle Holder and Glow Plug Assembly	82
Tie Rod Assembly No. 82–9260–03		Nozzle Holder Assembly No. 98–7688	83
(only on: 03707)	42	Fuel Pump Assembly	85
Hydraulic Motor Assembly No. 104–5233		Alternator and Pulley Assembly	86
(only on: 03707)	43	Alternator Assembly No. 98–7693	87
Hydraulic Cylinder Assembly No. 92–6057		Starter Assembly	88
(only on: 03707)	44	Starter Assembly No. 98–7734	89
Engine Installation Assembly	45	Oil Switch and Plug Assembly	90
Engine Attachment Assembly	46	Water Flange and Thermostat Assembly	91
Hydraulic Pump Assembly	47	Water Pump Assembly	92
Gear Pump Assembly No. 99–6495	48	Valve and Rocker Assembly	93
Variable Piston Pump Assembly No. 99–6494 .	49	Inlet Manifold Assembly	94
Pump Assembly No. 86–6000–01	50	Exhaust Manifold Assembly	95
Roll Over Protection System Assembly (only on: 03707)	51	Special Tools	96

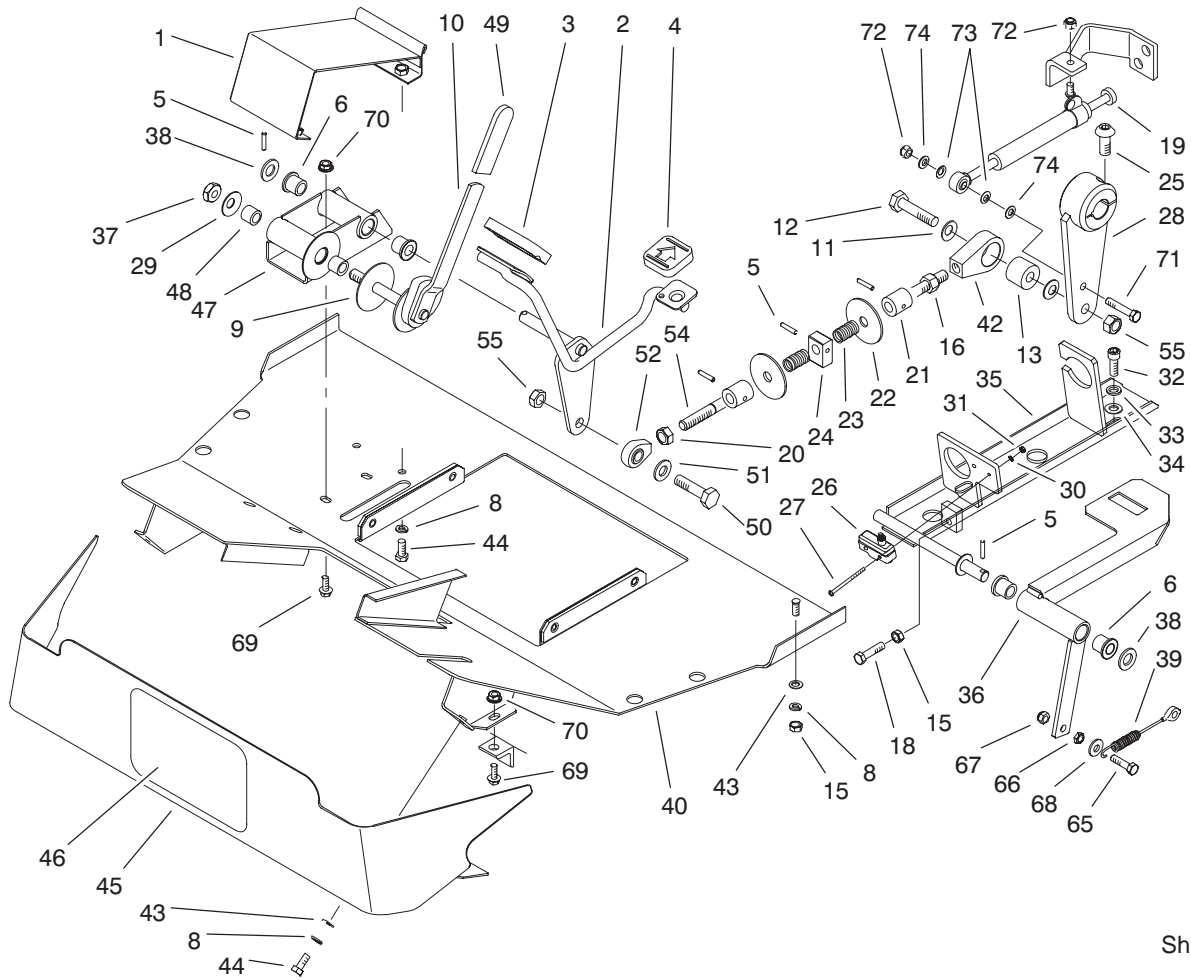
Accessories

Description	Model / Part No.	Description	Model / Part No.
Fixed Head Kit	03762	Skid Kit	03744
Whole Front Roller Kit	03740	Rear Roller Scraper Kit	59-6090
Flotation Kit (incl. HOC adj gauge bar)	03760	Front Roller Scraper Kit	62-6220
Front Roller Kit	03742	Spark Arrester Muffler (2WD)	74-2900
Sectional Front Roller Kit	03738	Spark Arrester Muffler (4WD)	92-6074

Part Description Abbreviations

Part descriptions in this catalog may include the following abbreviations.

Abbreviation	Meaning	Abbreviation	Meaning
AR	as required	HYD	hydraulic
ASM	assembly	INC	incorporated
CARR	carriage	LH	left hand
DEG	degrees	NI	nylon insert
FH	flat head	PPH	Phillips pan head
GA	gauge	PTH	Phillips truss head
HF	hex flange	PTO	power take off
HH	hex head	RH	right hand
HHF	hex head flange	SFH	slotted fillister head
HLH	hex lag head	SHH	slotted hex head
HJ	hex jam	SQH	square head
HOC	height-of-cut	SHWH	slotted hex washer head
HS	hex socket	SPH	slotted pan head
HSBH	hex socket button head	SRH	slotted round head
HSFH	hex socket flat head	STD	standard
HSH	hex socket head	TAP	self tapping
HWH	hex washer head	TTH	Torx truss head
HWHTF	hex washer head thread forming	WH	wing head

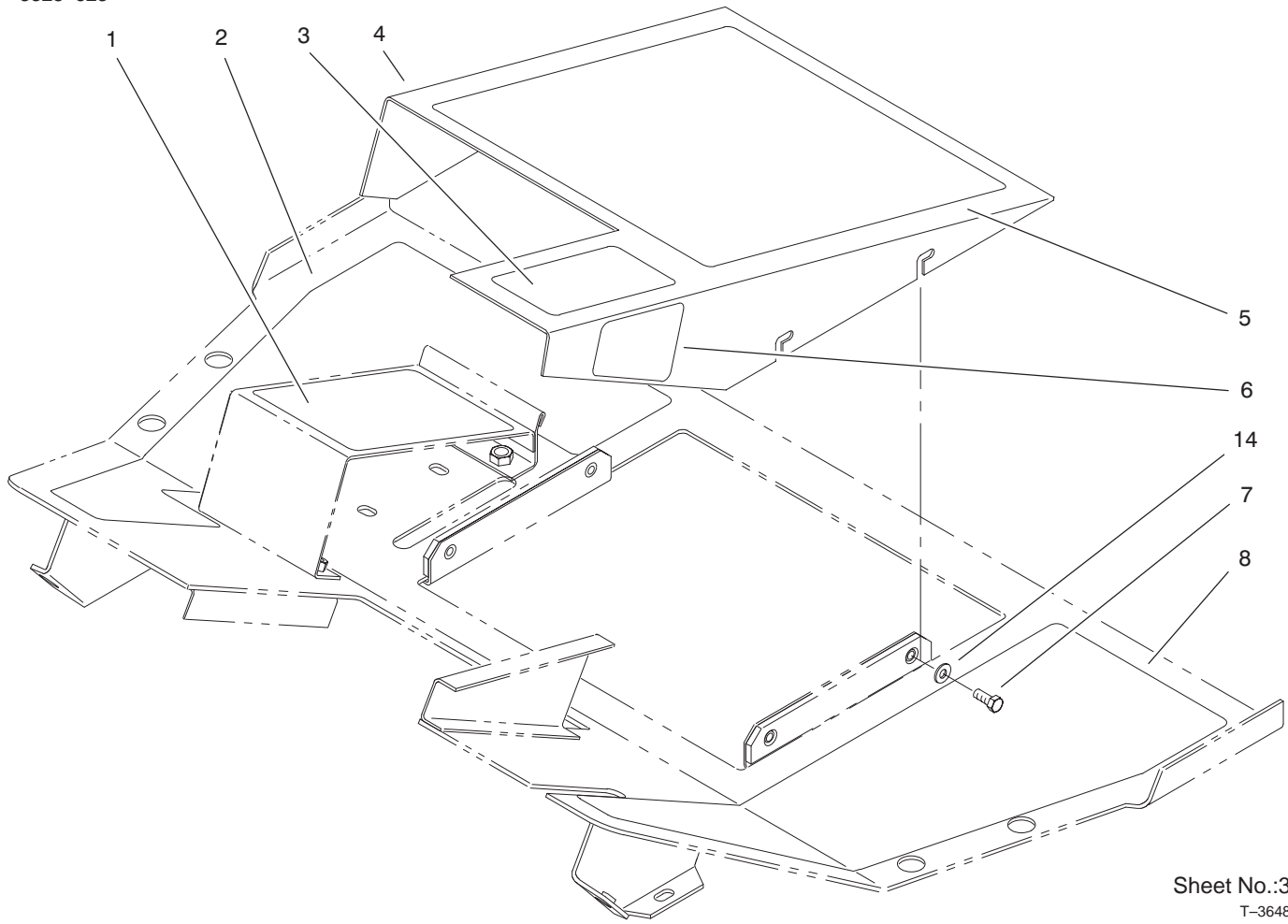


Sheet No.:2
T-3647

Foot Rest and Traction Pedal Assembly

Ref. No.	Part No.	Qty.	Description
1	58-9580-03	1	Rest-Foot
2	60-0640-01	1	Pedal-Traction
3	74-9100	1	Pad-Pedal, Forward
4	74-9110	1	Pad-Pedal, Reverse
5	60-2110	5	Pin
6	48-6790	4	Bearing
8	42-9850	10	Washer-Lock, Spring
9	3-2858	1	Disc-Friction
10	60-1130	1	Lever-Gsc
11	3290-483	3	Washer
12	325-9	1	Screw-HH
13	47-7030	1	Bushing-Rubber
15	33014-00	5	Nut-Hex
16	3217-9	1	Nut-HH
18	48-7740	2	Screw
19	48-7100	1	Damper-Steering
20	3219-5	1	Nut-Hex
21	58-4310	2	Collar-Pinned
22	58-5100	2	Washer-Traction
23	60-5700	2	Spring
24	58-9010	1	Tab-Clamp
25	3274-89	1	Screw-HSH
26	29-6163	1	Switch-Micro
27	3249-11	2	Screw
28	98-1209-03	1	Lever-Pump
29	60-6990	1	Washer

Ref. No.	Part No.	Qty.	Description
30	3255-24	2	Washer-Lock/Ext
31	3217-29	2	Nut-Hex
32	3274-7	2	Screw-HSH
33	3253-5	2	Washer-Lock
34	3256-24	2	Washer-Flat
35	60-0730-01	1	Bracket-Lock, Neutral
36	92-9228-03	1	Lever
37	3296-19	1	Nut-Lock NI
38	60-6740	3	Washer
39	92-9221	1	Cable ASM
40	92-4730-03	1	Plate-Floor
42	60-0760	1	Clevis-Rod, Traction
43	33094-00	8	Washer-Flat
44	33114-020	7	Screw-HH
45	58-0400-01	1	Shroud
46	62-7400	1	Decal-Logo, Toro
47	60-0600-03	1	Bracket-Pivot
48	60-1110	2	Bushing
49	3-7877	1	Grip-Handle
50	325-7	1	Screw-HH
51	3256-26	1	Washer-Flat
52	2411-44	1	End-Rod
54	76-3430	1	Rod-Traction
55	3296-25	2	Nut-Lock, NI
65	322-6	1	Screw-HH
66	3218-2	1	Nut-Jam

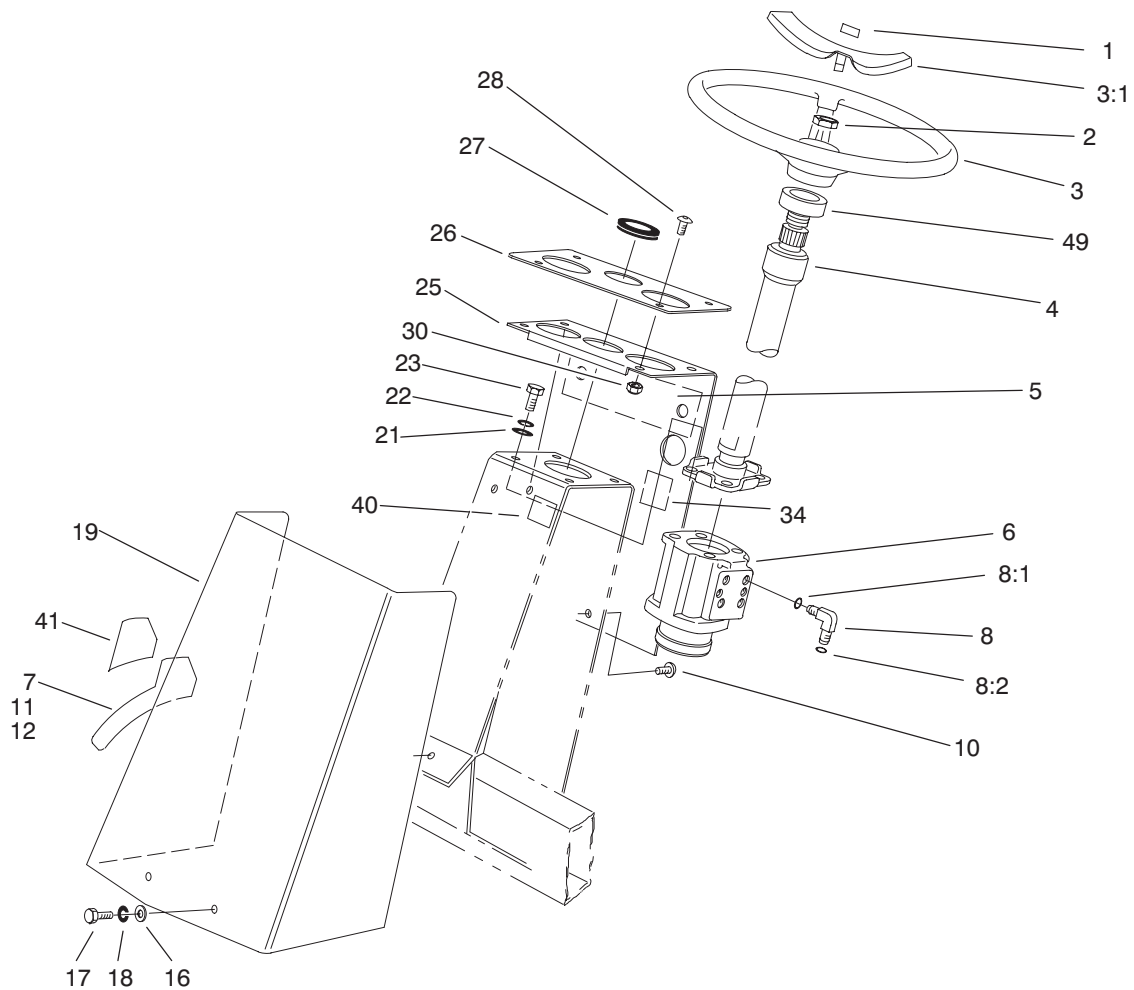


Sheet No.:3
T-3648

Floor Plate Assembly

Ref. No.	Part No.	Qty.	Description
1	59-7280	1	Pad-Pedal, Traction
2	58-6510	1	Pad-Footrest, RH
3	62-6440	1	Pad-Foot
4	58-7390-03	1	Footrest
5	58-6630	1	Pad-Floor, Center
6	93-9409	1	Decal-Latch
7	33113-016	3	Screw-HH
8	58-6620	1	Pad-Footrest, LH
14	3256-16	3	Washer-Flat

Ref. No.	Part No.	Qty.	Description



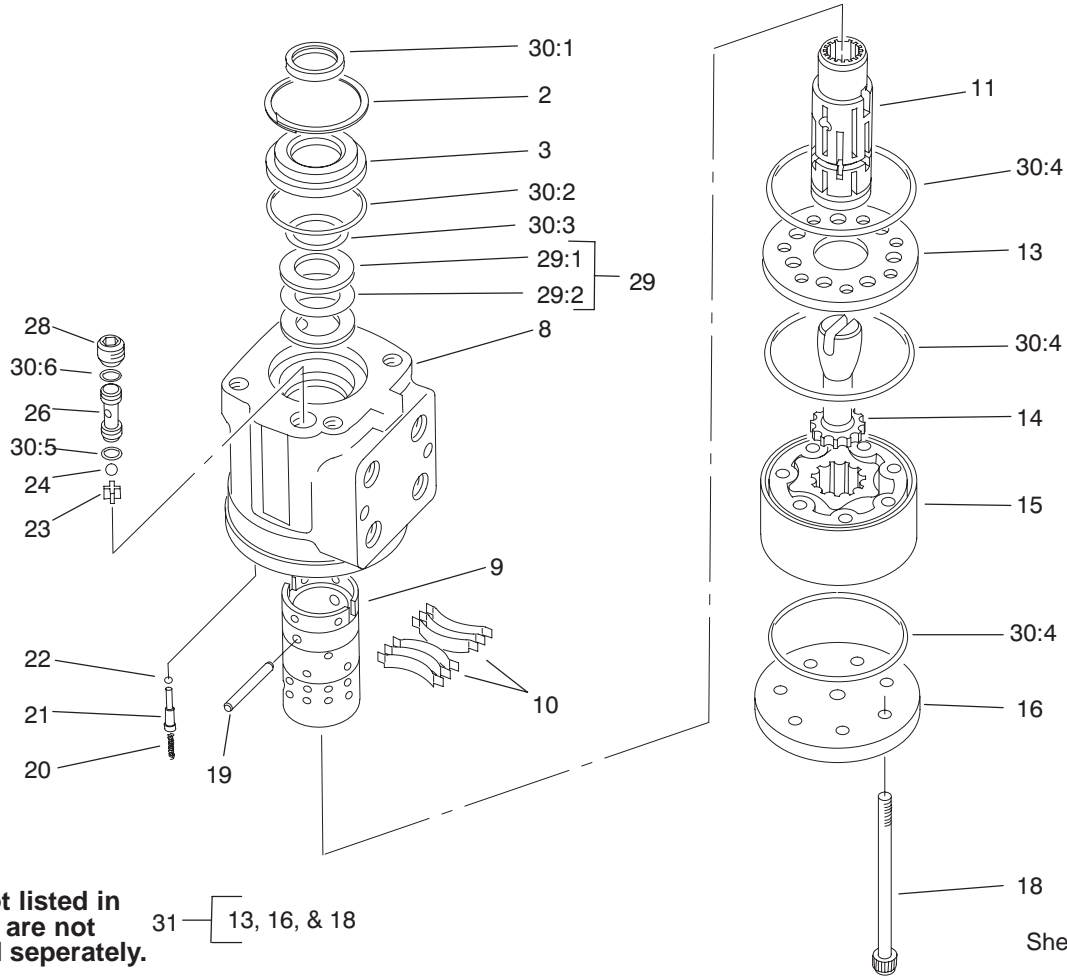
Sheet No.:4

T-3649

Steering Tower Assembly

Ref. No.	Part No.	Qty.	Description
1	98-1459	1	Decal-Toro
2	94-9952	1	Nut-Hex
3	98-1471	1	Wheel-Steering
3:1	98-1468	1	Cover-Wheel, Steering
4	98-3808	1	Column-Steering
5	93-9399	1	Decal
6	92-9220	1	Steering Control ASM
7	93-9397	1	Decal-Speed, Ground
8	340-18	4	Fitting-HYD, 90°
8:1	237-79	1	O-Ring
8:2	237-22	1	O-Ring
10	60-3260	1	Screw
11	63-4330	1	Decal-Overlay, 5 Blade
12	63-4340	1	Decal-Overlay, 11 Blade
16	33093-00	2	Washer-Flat
17	33113-012	2	Screw-HH
18	43-5930	2	Washer-Spring
19	58-0500-01	1	Cover-Valve, Steering
21	3256-24	4	Washer-Flat
22	3253-5	4	Washer-Lock
23	323-8	4	Screw-HH
25	82-9310-03	1	Panel-Display
26	82-5890	1	Panel-Face, Display

Ref. No.	Part No.	Qty.	Description
27	60-0790	1	Grommet
28	3274-31	4	Screw-HSBH
30	3296-42	4	Nut-Lock, NI
34	105-4674	1	Decal-Noise, Ce
40	93-7252	1	Decal-International
41	93-9427	1	Decal-Clip, 5 Blade
49	21-9260	1	Cover-Dust



Parts not listed in partslist are not serviced separately.

31 — [13, 16, & 18

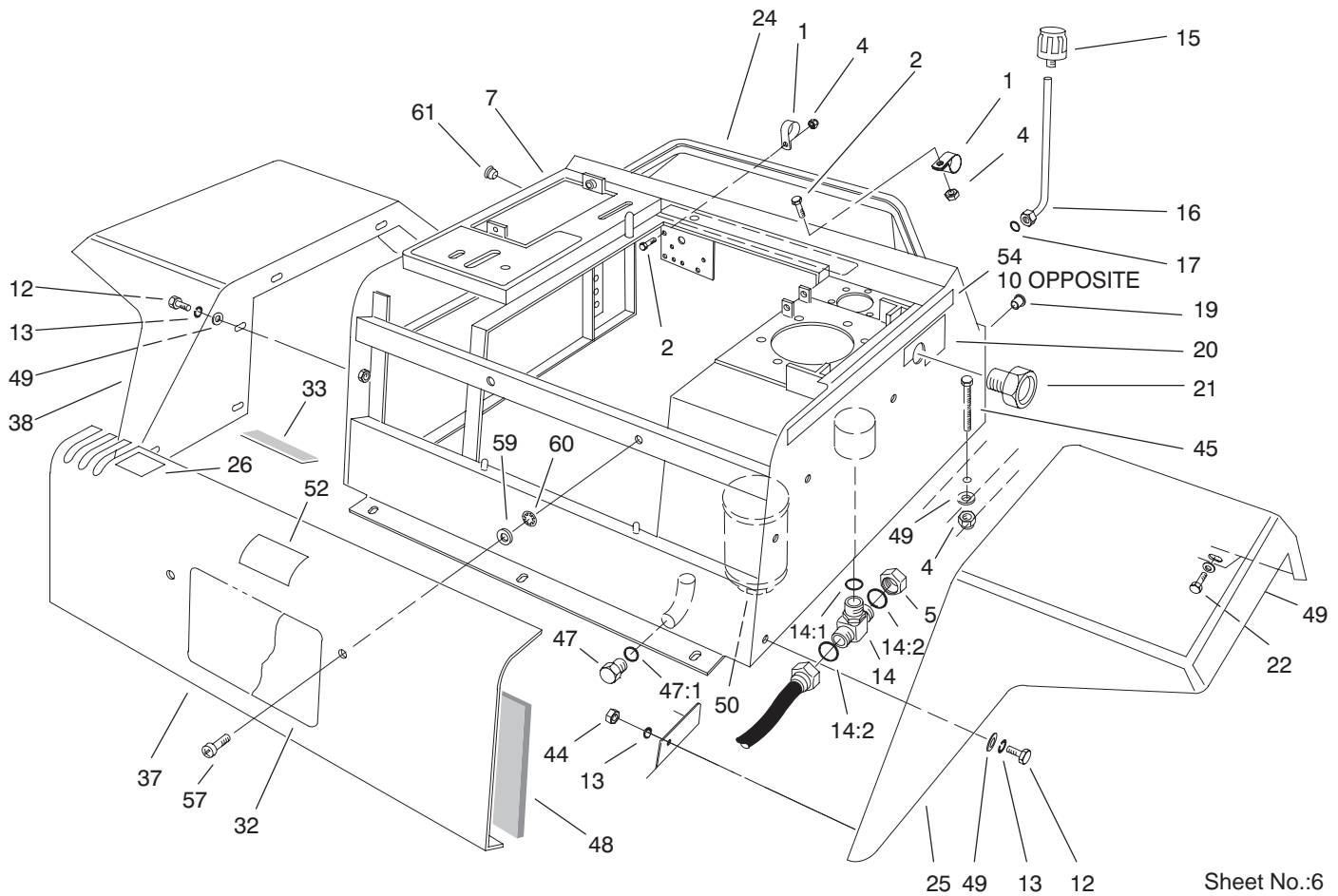
Sheet No.:A1
T-3650

Steering Control Assembly No. 92-9220

Ref. No.	Part No.	Qty.	Description
2	52-9230	1	Ring-Retaining
3	52-9240	1	Bushing
☆8		1	Housing
☆9		1	Sleeve-Control
10	59-6820	1	Centering Spring Kit
☆11		1	Spool-Control
13	92-9732	1	Plate-Wear
14	59-6860	1	Drive
15	59-6870	1	Gerotor
16	92-9730	1	Cap-End
18	92-9733	7	Screw-Cap
19	59-6830	1	Centering Pin Kit
20	74-3090	2	Spring-Anti-Cav
21	92-9737	2	Plug-Retainer
22	74-3140	2	Ball-Check, Anti-Cav
23	52-9290	1	Retainer-Checkball
24	52-9280	1	Checkball
26	52-9270	1	Seat-Checkball
28	52-9260	1	Screw-Set
29	52-9250	1	Bearing Kit
29:1	59-6730	2	Race
29:2	59-6740	1	Bearing
30	92-9749	1	Seal Kit
☆30:1		1	Seal-Dust
☆30:2		1	O-Ring
☆30:3		1	O-Ring

Ref. No.	Part No.	Qty.	Description
☆30:4		3	O-Ring
☆30:5		1	O-Ring
☆30:6		1	O-Ring
31	92-9747	1	End Cap Kit

☆ Not serviced separately



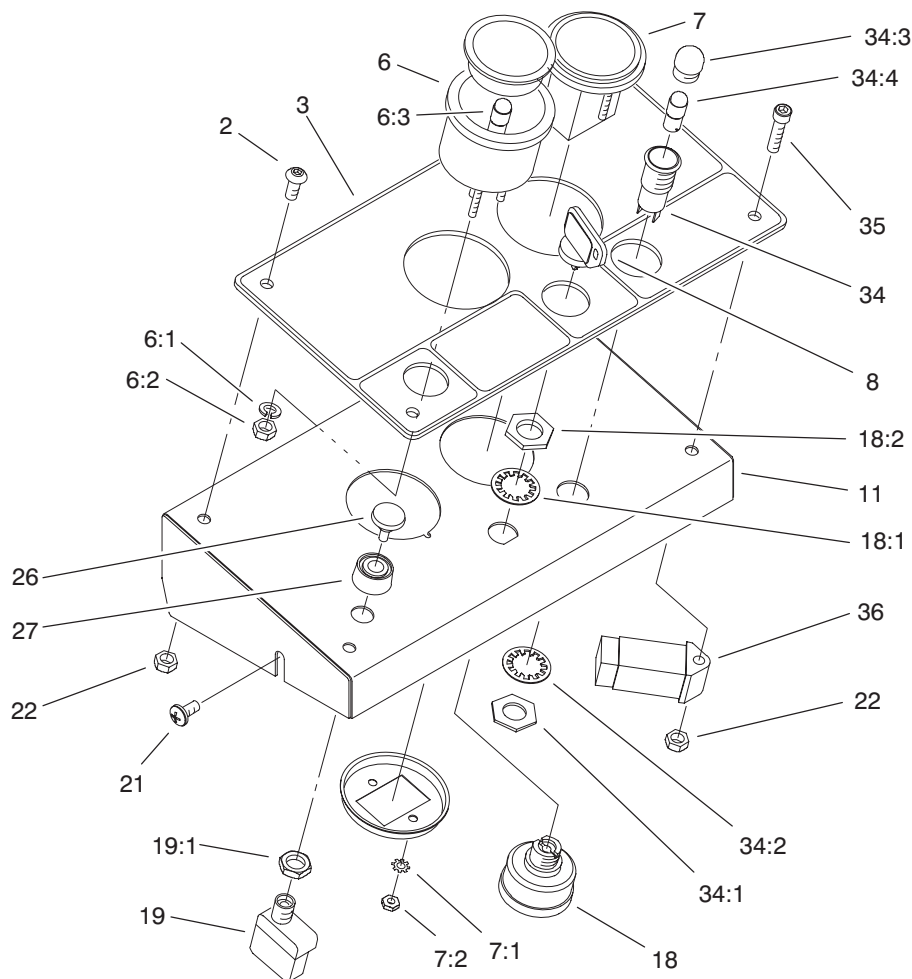
Sheet No.:6

T-3652

Fenders and Center Console Assembly

Ref. No.	Part No.	Qty.	Description
1	2412-106	2	Clamp-R
2	321-5	2	Screw-HH
4	3296-42	4	Nut-Lock, NI
5	340-117	1	Cap (only on: 03706)
7	92-9273-03	1	Console-Center
10	86-6490	1	Decal-4wd, RH (only on: 03707)
12	33113-016	10	Screw-HH
13	43-5930	10	Washer-Spring
14	92-4799	1	Fitting-Tee, HYD
14:1	237-79	1	O-Ring
14:2	237-22	2	O-Ring
15	68-6150	1	Breather-Air
16	98-3844	1	Breather Tube ASM
17	237-65	1	O-Ring
19	32148-6	4	Insert-Nut
20	93-9406	1	Decal-Glass, Sight
21	58-5940	1	Plug-Gage, Sight
22	48-6900	4	Screw
24	92-5682	1	Strip-Sealing
25	58-0980-01	1	Mudguard-LH
26	93-9407	1	Decal-Lever, Lift
32	104-5203	1	Decal-Hillside (Ansi)
32	104-5204	1	Decal-Hillside (Ce)
33	68-7840	1	Strip-Sealing
37	58-1750-03	1	Panel-Access

Ref. No.	Part No.	Qty.	Description
38	92-4746-01	1	RH Mudguard ASM
44	48-7890	2	Nut
45	321-24	2	Screw-HH
47	58-9160	1	Plug-Drain
47:1	237-80	1	O-Ring
48	68-7810	1	Panel-Lining
49	3256-22	16	Washer-Flat
50	48-7120	1	Element-Suction
52	93-9425	1	Decal-Danger
54	92-5699	1	Decal-4wd, LH (only on: 03707)
57	3250-36	2	Screw-PPH
59	3256-3	2	Washer-Flat
60	32151-72	2	Ring-Retaining
61	92-6059	5	Plug-Button

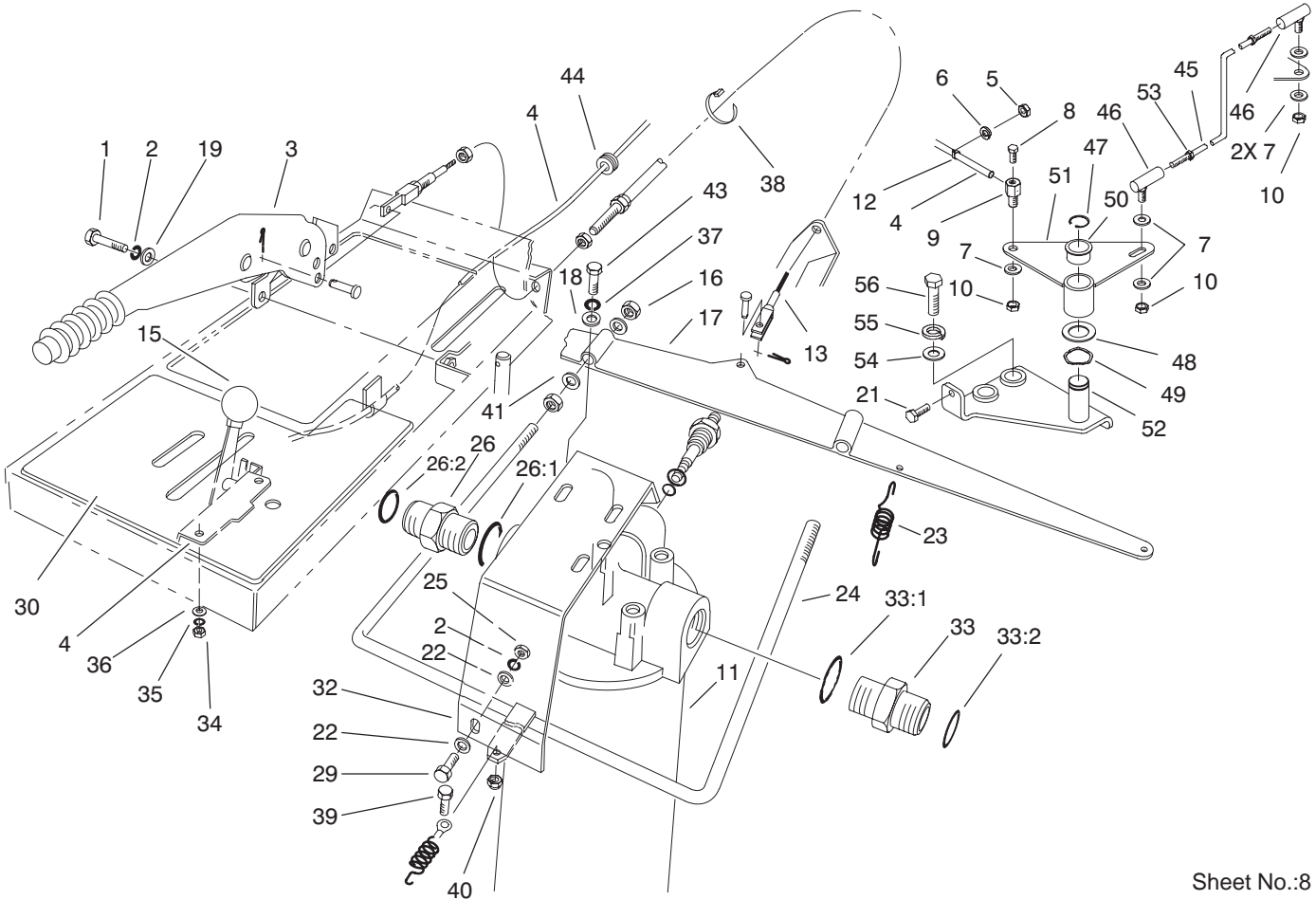


Instrument Panel Assembly

Ref. No.	Part No.	Qty.	Description
2	3274-31	3	Screw-HSBH
3	98-3830	1	Plate-Face, Instrument
6	98-9339	1	Gauge-Fuel
6:1	3254-1	3	Washer-Lock, Internal
6:2	3217-27	3	Nut-Hex
6:3	105-9265	1	Bulb And Lamp ASM
7	66-2950	1	Gauge-Hourmeter
7:1	3255-20	2	Washer-Lock
7:2	3217-25	2	Nut-Hex
8	63-8360	1	Key-Ignition
11	98-3829-03	1	Panel-Instrument
18	88-9830	1	Key Switch ASM
18:1	3254-5	1	Washer-Lock, Internal
18:2	218-461	1	Nut-HH
19	72-9760	1	Switch
19:1	218-498	1	Locknut-Hex
21	60-2170	2	Screw
22	3296-42	4	Nut-Lock, NI
26	43-6280	1	Button-Push
27	43-6420	1	Bezel
34	44-2210	1	Light-Indicator, Red
34:1	218-535	1	Nut-Hex
34:2	218-536	1	Washer-Lock
34:3	218-533	1	Lens
☆34:4		1	Bulb

Ref. No.	Part No.	Qty.	Description
35	3274-9	1	Screw-HSH
36	98-7611	1	Controller-Glow (only on: 03706)

☆ Not serviced separately

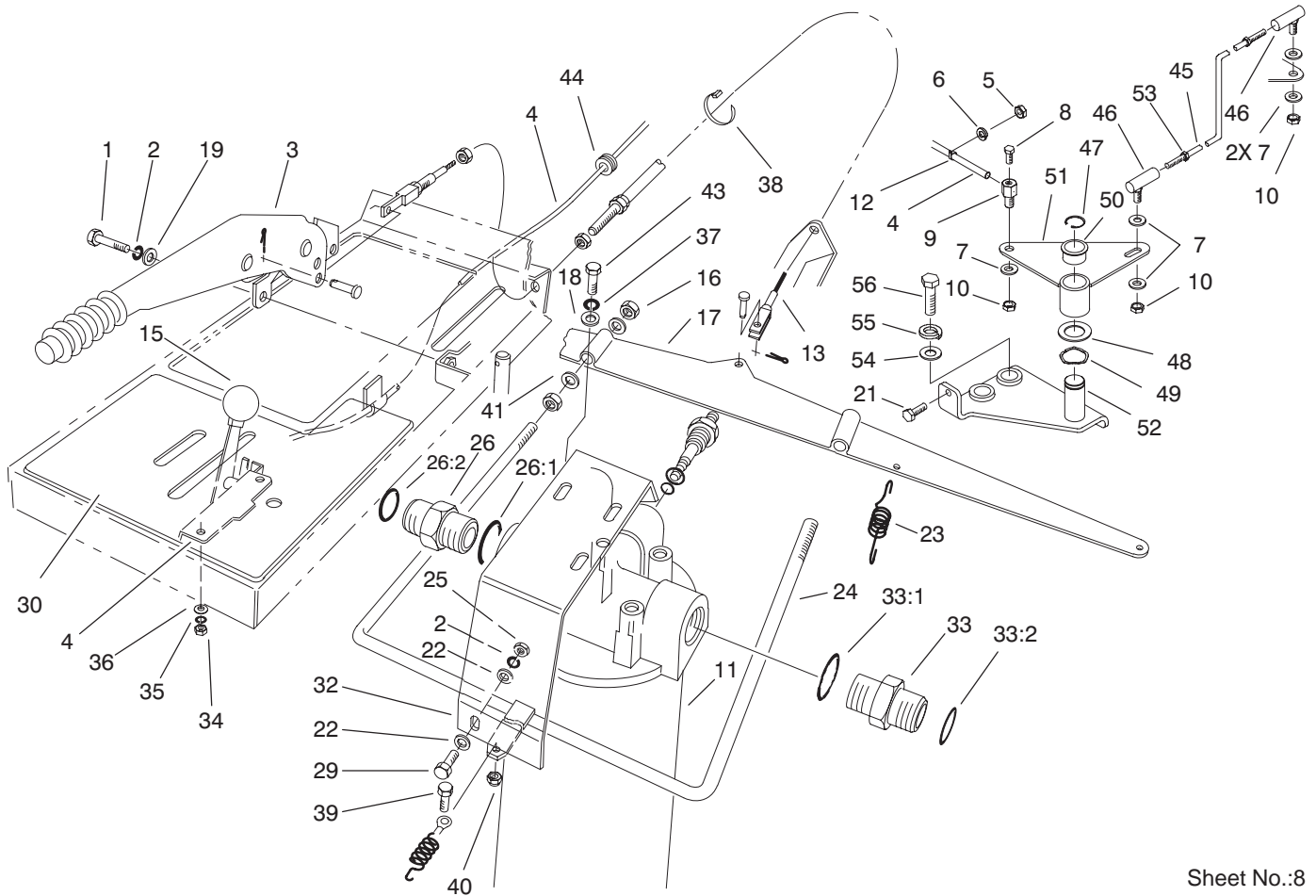


Sheet No.:8
T-3654

Parking Brake, Throttle and Oil Filter Assembly

Ref. No.	Part No.	Qty.	Description
1	33114-016	2	Screw-HH
2	42-9850	4	Washer-Lock, Spring
3	53-6070	1	Lever-Brake
4	59-7240	1	Control-Throttle
5	3217-5	1	Nut-Hex
6	3253-3	1	Washer-Lock
7	3256-22	5	Washer-Flat
8	25-8640	1	Screw-HH
9	93-0021	1	Swivel-Cable, Throttle
10	3296-13	3	Nut-Lock NI
11	86-6090	1	HYD Oil Filter ASM
12	2412-31	1	Clamp-Boden
13	92-9222	1	Cable-Handbrake
15	233-25	1	Knob-Control
16	3217-6	4	Nut-Hex
17	58-2170-03	1	Bar-Linkage, Brake
18	3256-3	3	Washer-Flat
19	33094-00	2	Washer-Flat
21	321-4	1	Screw-HH
22	3256-23	4	Washer-Flat
23	60-2140	2	Spring
24	92-9225	1	Yoke
25	3217-6	2	Nut-Hex
26	340-80	1	Adapter
26:1	237-123	1	O-Ring
26:2	340-65	1	O-Ring

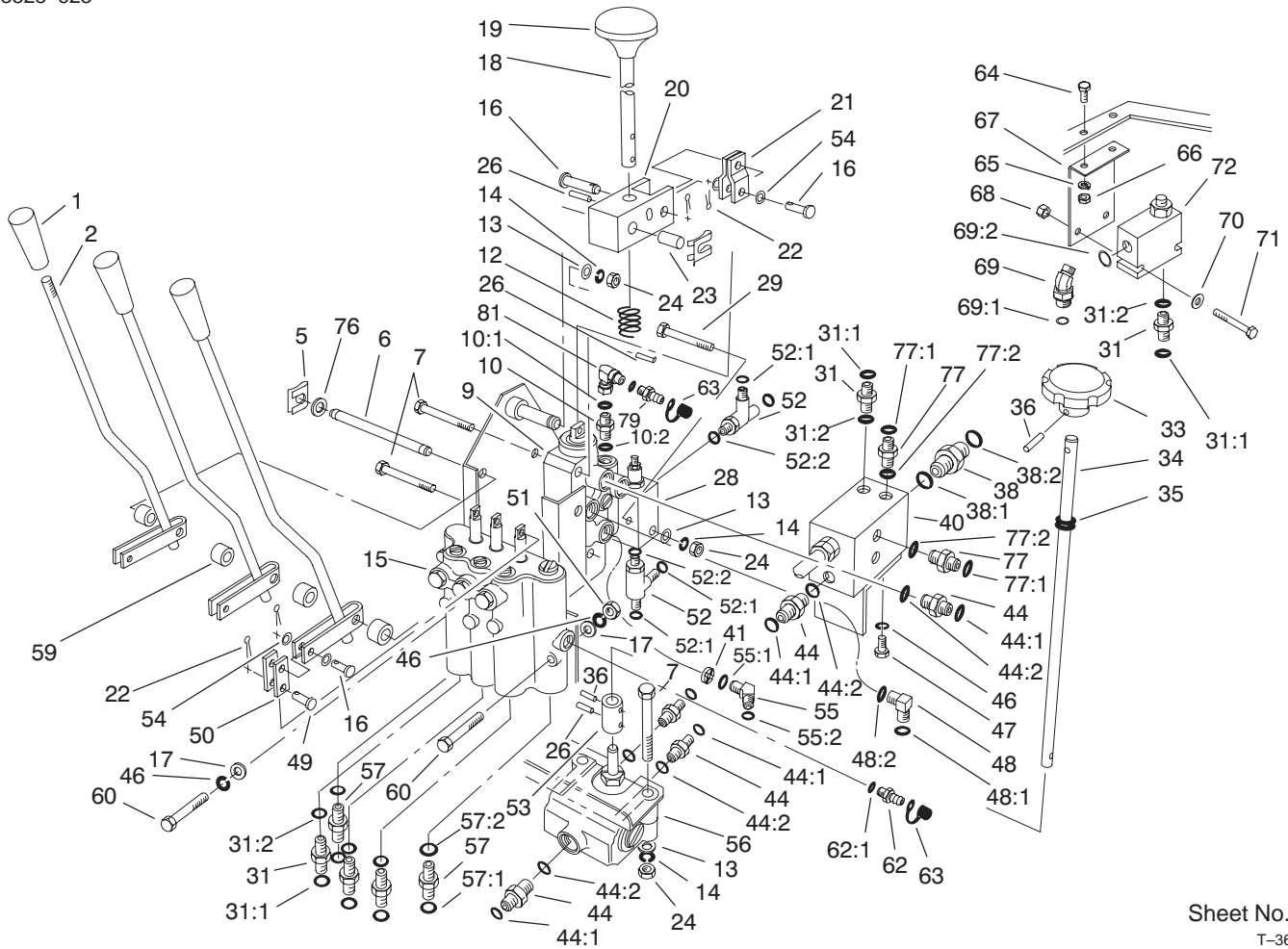
Ref. No.	Part No.	Qty.	Description
29	322-6	2	Screw-HH
30	93-9402	1	Panel-Control, Side
32	84-6470-03	1	Bracket-Filter
33	340-10	1	Adapter
33:1	237-123	1	O-Ring
33:2	340-64	1	O-Ring
34	48-7880	2	Nut-Hex
35	48-8000	2	Washer-Lock
36	52-6430	2	Washer
37	3253-5	3	Washer-Lock
38	3290-378	1	Tie-Cable
39	11-9030	1	Screw-Shoulder
40	3296-42	1	Nut-Lock, NI
41	3256-23	4	Washer-Flat
43	323-5	3	Screw-HH
44	60-2370	1	Grommet
45	98-1261	1	Rod-Throttle
46	98-3845	2	Joint-Ball, Rod End
47	936125	1	Ring-Snap, External
48	67-9410	1	Washer
49	98-3846	1	Washer-Wave
50	256-252	2	Bearing-Flange
51	98-1257-03	1	Lever-Throttle
52	98-1256-03	1	Plate-Throttle
53	3220-1	2	Nut-Jam
54	3256-24	2	Washer-Flat



Parking Brake, Throttle and Oil Filter Assembly (Continued)

Ref. No.	Part No.	Qty.	Description
55	48-9590	2	Washer-Lock
56	56-2140	2	Bolt

Ref. No.	Part No.	Qty.	Description

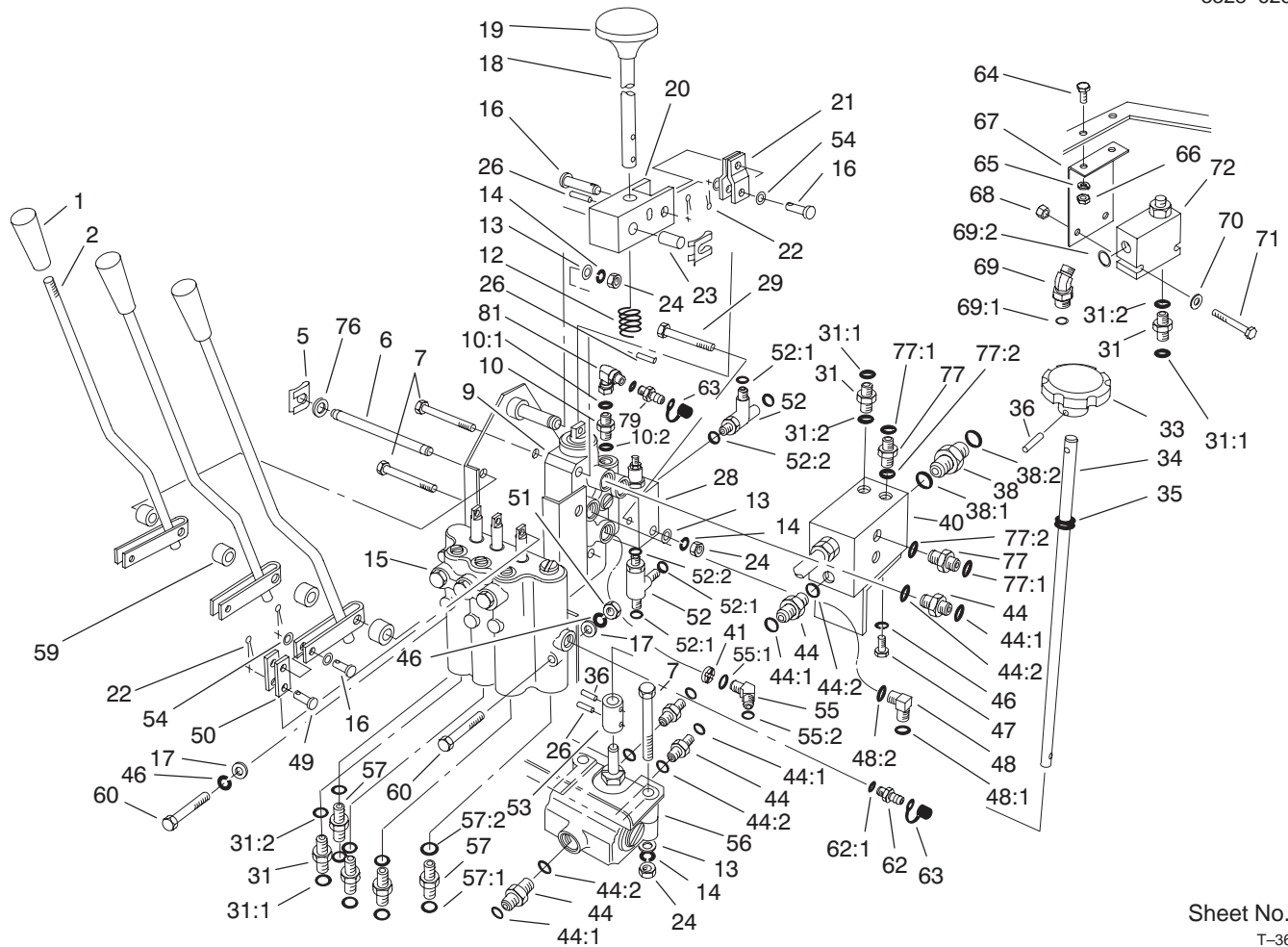


Sheet No.:9
T-3655

Valve Control Assembly

Ref. No.	Part No.	Qty.	Description
1	233-39	3	Knob-Control
2	74-3190	3	Lever-Lift
5	60-5690	3	Clip
6	58-1520	1	Pin
7	322-12	4	Screw-HH
9	63-4800	1	Spool-Motor, Valve
10	340-88	1	Adapter
10:1	237-22	1	O-Ring
10:2	237-78	1	O-Ring
12	58-7190	1	Spring
13	3256-23	5	Washer-Flat
14	3253-4	5	Washer-Lock
15	93-1432	1	3 Spool Valve ASM
16	58-3830	5	Pin
17	33093-00	2	Washer-Flat
18	58-4450	1	Lever
19	233-10	1	Knob-Lever
20	58-4460	1	Clevis
21	58-1570	2	Link
22	3272-1	8	Pin-Cotter
23	60-0550	1	Bushing
24	3217-6	5	Nut-Hex
26	32121-118	3	Pin-Roll
28	58-5520	1	Valve-Relief, Adjustable
29	322-9	1	Screw-HH

Ref. No.	Part No.	Qty.	Description
31	340-2	5	Fitting-HYD, Straight
31:1	237-22	1	O-Ring
31:2	237-42	1	O-Ring
33	59-7130	1	Knob-Control, Speed
34	58-1510	1	Shaft
35	59-7910	1	Grommet
36	60-2110	2	Pin
38	340-80	1	Adapter
38:1	237-123	1	O-Ring
38:2	340-65	1	O-Ring
40	58-2150	1	Block-Manifold
41	66-5410	1	Orifice
44	340-7	6	Adapter
44:1	237-65	1	O-Ring
44:2	237-80	1	O-Ring
46	43-5930	4	Washer-Spring
47	33113-016	2	Screw-HH
48	340-17	2	Fitting-HYD, 90°
48:1	237-65	1	O-Ring
48:2	237-80	1	O-Ring
49	58-3810	3	Pin
50	58-1560	6	Link
51	48-7890	1	Nut
52	340-86	2	Fitting-HYD, Tee
52:1	237-22	2	O-Ring
52:2	237-42	1	O-Ring

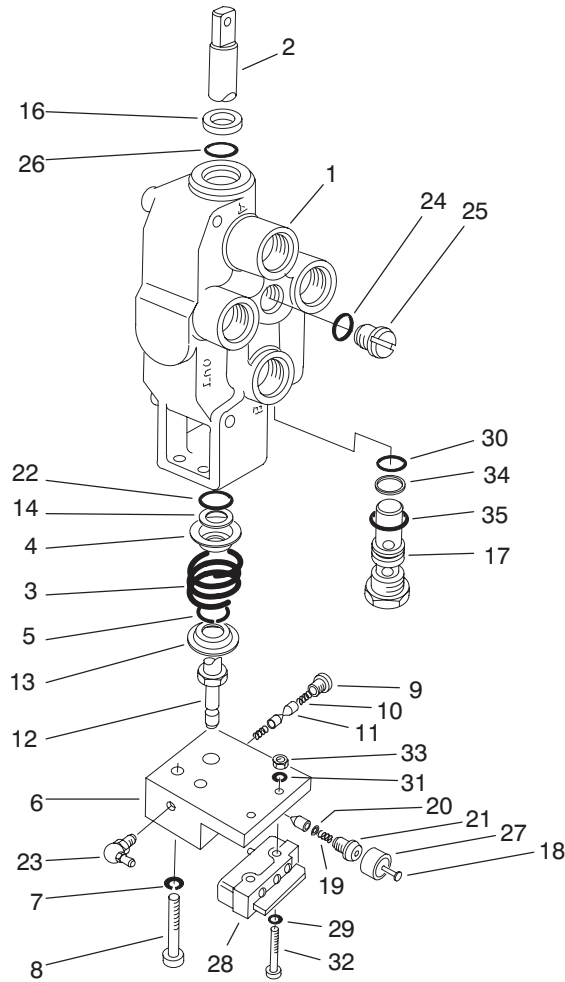


Sheet No.:9
T-3655

Valve Control Assembly (Continued)

Ref. No.	Part No.	Qty.	Description
53	93-7768	1	Coupling
54	52-6430	8	Washer
55	66-5860	1	Fitting-Elbow, 45
55:1	237-80	1	O-Ring
55:2	237-65	1	O-Ring
56	58-5490	1	Control-Valve, Flow
57	340-3	2	Adapter
57:1	237-22	1	O-Ring
57:2	237-79	1	O-Ring
59	58-1540	4	Spacer
60	33113-050	2	Screw-HH
62	59-7410	1	Tip-Nipple, Diagonal
62:1	237-42	1	O-Ring
63	353-947	3	Cap-Dust, Rubber
64	321-3	2	Screw-HH
65	3253-3	2	Washer-Lock
66	3217-5	2	Nut-Hex
67	63-4690-03	1	Bracket-Valve
68	3296-8	2	Nut-Lock, NI
69	340-87	1	Fitting-HYD, 45°
69:1	237-22	1	O-Ring
69:2	237-42	1	O-Ring
70	3256-22	2	Washer-Flat
71	321-11	2	Screw-HH
72	63-4700	1	Valve-Flow, Regulator
76	3256-24	2	Washer-Flat

Ref. No.	Part No.	Qty.	Description
77	92-9258	3	Check-Adapter
77:1	237-22	1	O-Ring
77:2	237-42	1	O-Ring
79	86-5480	2	Nipple-Test
81	98-1281	1	Adapter-90°



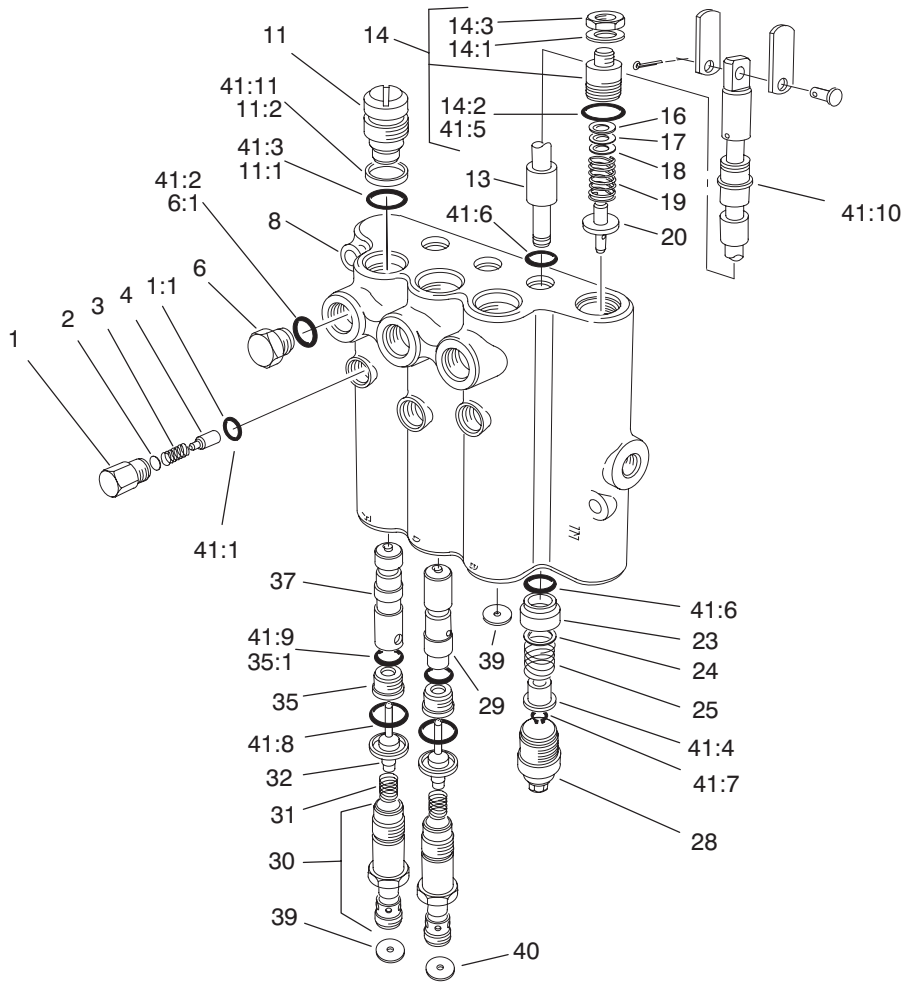
Sheet No.:A2
T-3656

Valve Motor Spool Assembly No. 63-4800

Ref. No.	Part No.	Qty.	Description
☆1		1	Body
☆2		1	Spool
3	59-8040	1	Spring
4	59-8080	1	Washer
5	59-8170	1	Washer
6	63-4820	1	Block-Detent
7	59-8070	2	Lockwasher
8	63-4830	2	Capscrew
9	59-8060	1	Plug
10	59-8050	2	Spring
11	59-8150	3	Pawl
12	63-4840	1	Screw-Detent
13	59-8100	1	Washer
14	59-8180	1	Washer
16	59-8190	1	Wiper
17	63-4780	1	Valve
18	63-4850	1	Plunger
19	63-4510	1	Spring
20	63-4860	1	Circlip
21	59-8230	1	Plug
22	59-7780	1	Ring
23	302-66	1	Fitting-Grease
24	59-8140	1	Ring
25	59-8160	1	Plug
26	59-8120	1	Ring
27	66-5420	1	Sleeve

Ref. No.	Part No.	Qty.	Description
28	60-4550	1	Switch-Micro
29	3256-13	2	Washer
30	63-4440	1	O-Ring
31	3253-19	2	Washer-Lock/Sp
32	66-5430	2	Screw
33	66-5440	2	Nut-Hex
34	59-7860	1	Washer
35	42-1220	1	O-Ring

☆ Not serviced separately



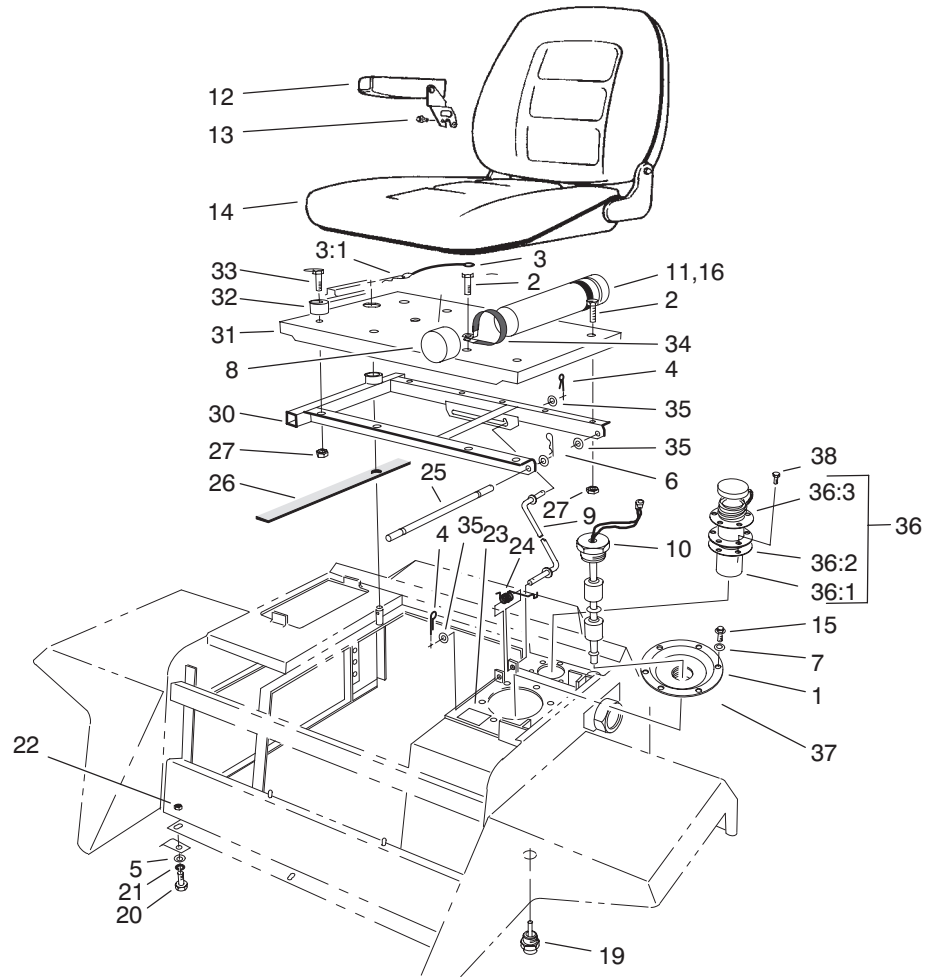
Sheet No.:A3
T-3657

Control Valve Assembly No. 93-1432

Ref. No.	Part No.	Qty.	Description
1	58-6780	3	Plug
1:1	58-6790	1	O-Ring
2	60-6450	1	Disc
3	58-6760	3	Spring
4	58-6770	3	Plunger
6	353-508	3	Plug
6:1	237-42	1	O-Ring
☆8		1	Body
11	58-6350	3	Plug
11:1	60-5720	1	O-Ring
11:2	58-6370	1	Washer
☆13		3	Spool
14	69-1830	1	Plug ASM
☆14:1		1	Washer
14:2	58-6750	1	O-Ring
☆14:3		1	Nut-Lock
16	58-6470	1	Washer
17	58-6480	1	Washer
18	58-6490	1	Washer
19	84-6450	1	Spring
20	58-6440	1	Poppet
23	58-6400	3	Bushing
24	58-6700	3	Washer
25	58-6730	3	Spring
28	58-6420	3	Cap
29	84-6430	1	Plunger

Ref. No.	Part No.	Qty.	Description
30	58-6380	3	Plug
31	58-6410	3	Spring
32	60-6440	3	Eyelet
35	58-6330	3	Seat
35:1	58-6340	1	O-Ring
37	84-6420	2	Plunger
39	84-6400	2	Disc-Orifice
40	84-6401	1	Disc-Orifice
41	60-3780	1	Seal Kit
41:1	58-6790	3	O-Ring
41:2	58-6720	3	O-Ring
41:3	60-5720	6	O-Ring
41:4	58-6310	6	Spacer
41:5	58-6750	1	O-Ring
41:6	58-6450	6	O-Ring
41:7	58-6460	3	Ring
41:8	58-6290	3	Poppet
41:9	58-6340	3	O-Ring
41:10	58-6320	3	Wiper
41:11	58-6370	1	Washer

☆ Not serviced separately

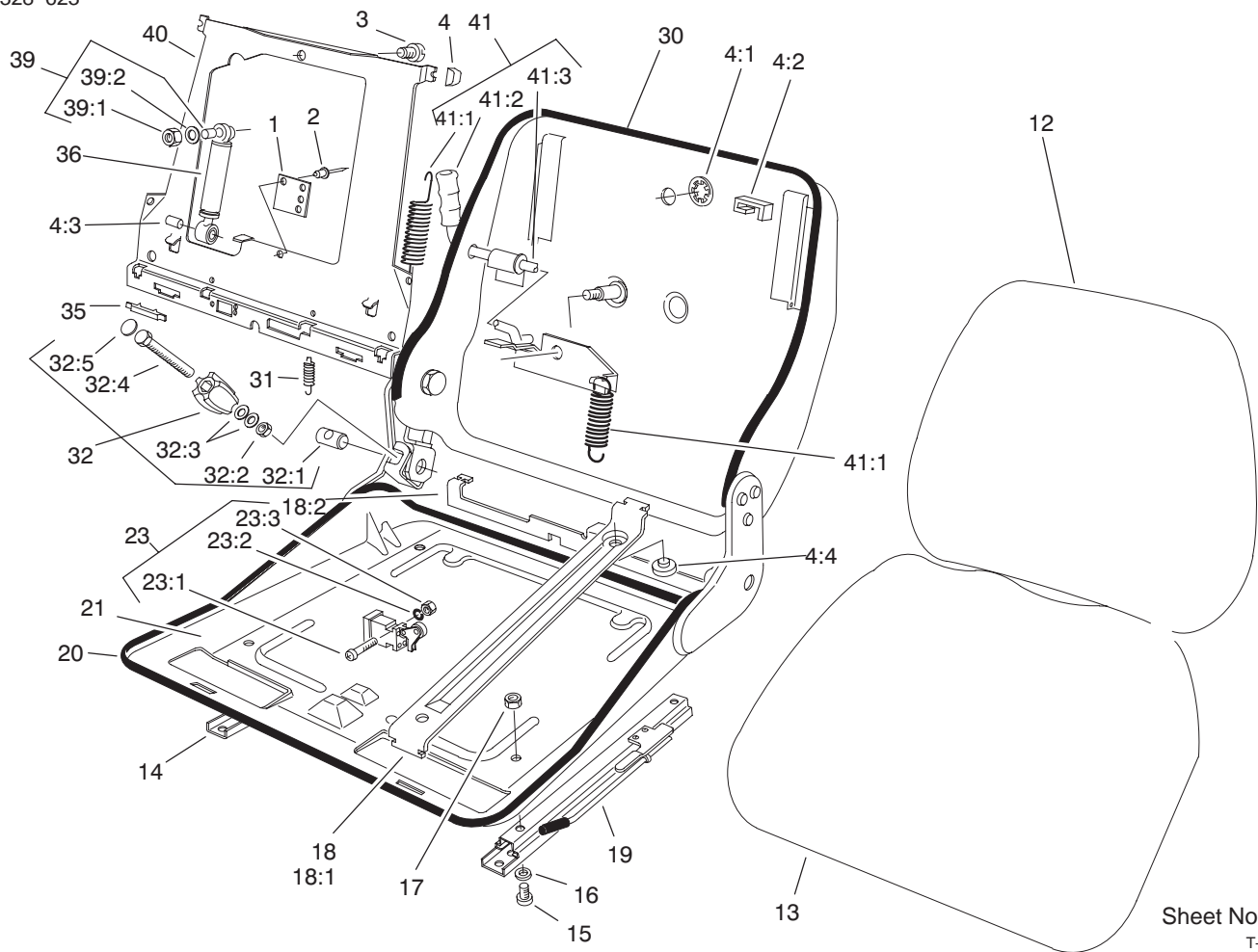


Sheet No.:10

T-3659

Seat Platform and Filler Cap Assembly

Ref. No.	Part No.	Qty.	Description	Ref. No.	Part No.	Qty.	Description
1	92-9200	1	Cover	30	58-1580-03	1	Seat-Frame
2	3234-5	6	Screw	31	58-9830-03	1	Plate-Seat
3	60-2160	1	R-Clip ASM	32	26-4840	4	Spacer-Pin, Mounting
3:1	3290-355	1	Pin-Hair	33	322-6	4	Screw-HH
4	3272-11	2	Pin-Cotter	34	2412-102	2	R-Clamp
5	3256-24	2	Washer-Flat	35	3256-24	4	Washer-Flat
6	3290-250	2	Pin-Hair	36	71-4040	1	HYD Filler ASM
7	3253-15	6	Washer-Lock/Sp	36:1	62-2610	1	Strainer-Cap, Filler
8	65-5890	2	Cap-End	36:2	353-963	2	Gasket
9	58-1650	1	Rod-Seat	36:3	353-961	1	Flange
10	82-9340	1	Level Switch ASM	37	58-6820	1	Gasket
11	65-5870	1	Tube	38	32144-107	6	Screw
12	55-4660	1	Armrest				
13	56-3850	4	Screw				
14	77-4860	1	Seat ASM				
15	46-0670	6	Screw-PPH				
16	323-13	5	Screw-HH				
19	60-5580	1	Switch-Temperature				
20	323-7	2	Screw-HH				
21	3253-21	2	Washer-Lock				
22	32128-21	2	Nut-HF				
23	93-6686	1	Decal-Oil, HYD				
24	60-0050	1	Spring-Tray, Seat				
25	58-1640	1	Pin-Pivot, Seat				
26	68-7850	1	Strip-Sealing				
27	32128-20	10	Nut-HF				

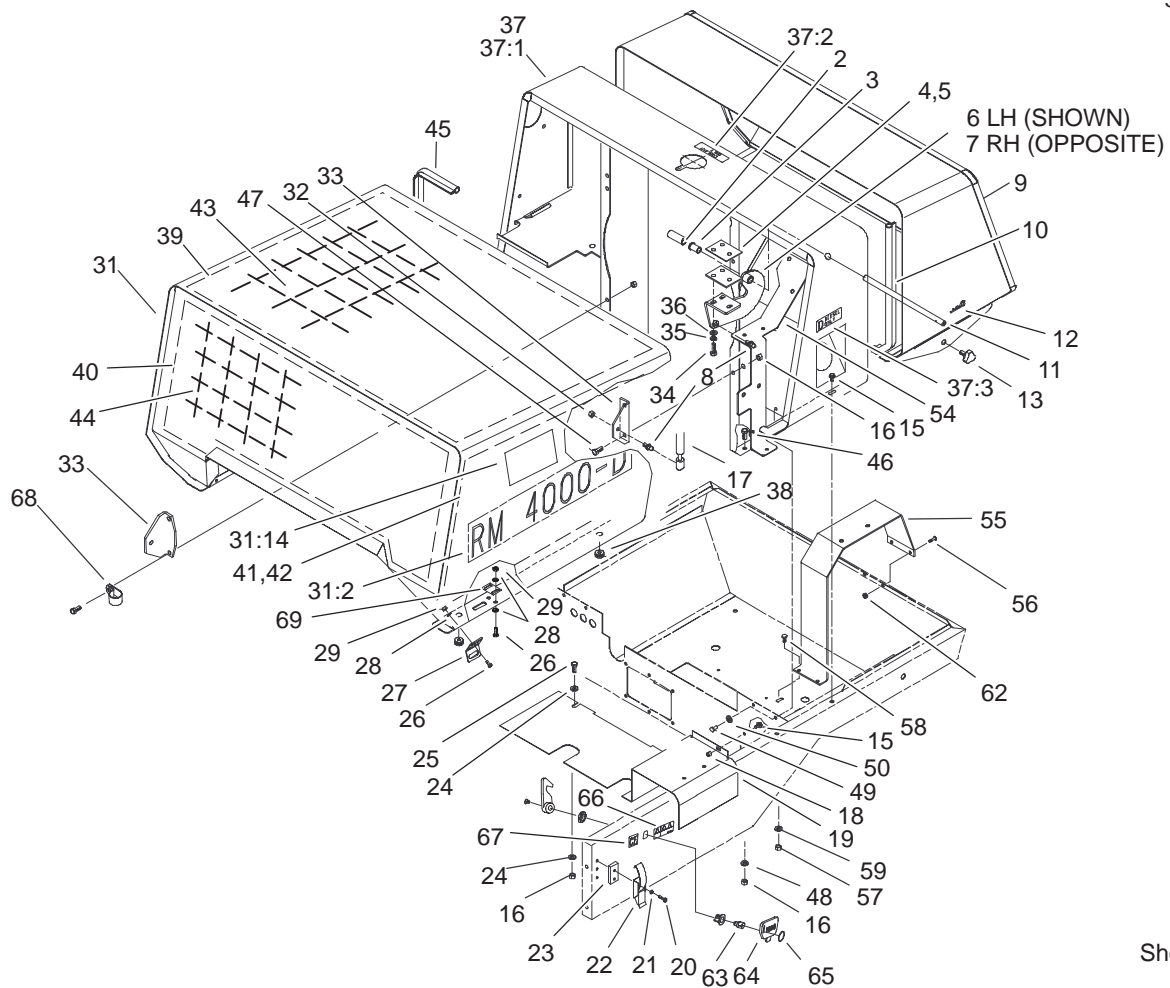


Seat Assembly No. 77-4860

Ref. No.	Part No.	Qty.	Description
1	82-2850	1	Plate
2	82-9680	2	Rivet
3	82-9700	1	Screw
4	82-2730	1	Wear Parts Kit
☆4:1		1	Cover
☆4:2		2	Bumper
☆4:3		1	Bushing
☆4:4		2	Pad
12	82-2800	1	Cushion-Rest, Back
13	82-2840	1	Cushion-Bottom
14	82-2790	1	Rail-Adjust, LH
15	82-9690	4	Screw
16	82-9660	4	Washer
17	82-9650	4	Nut
18	82-2820	1	Swing Arm ASM
☆18:1		1	Pivot-Plate, Back
☆18:2		1	Plate-Backrest
19	92-2951	1	Rail-Adjust, LH
20	82-9710	1	Trim-Bottom
21	82-2720	1	Frame-Seat
23	82-2810	1	Switch ASM
23:1	82-9640	2	Screw
23:2	82-9620	2	Washer-Spring
23:3	82-9630	2	Nut
30	82-9720	1	Trim-Rest, Back
31	82-2860	1	Spring-Set, Tension

Ref. No.	Part No.	Qty.	Description
32	82-2750	1	Spindle Adj. ASM
32:1	56-4170	1	Pin
32:2	56-3890	1	Nut
32:3	56-3880	2	Washer
32:4	82-2710	1	Screw
☆32:5		1	Cover
35	82-2830	2	Clamp
36	82-2770	1	Shock Absorber ASM
39	82-2760	1	Bushing Kit
39:1	82-9670	1	Nut
39:2	56-3940	1	Washer
☆40		1	Plate-Backrest
41	82-2880	1	Weight Adj. ASM
41:1	82-2740	2	Tension Spring Set
41:2	56-4150	1	Lever
41:3	82-2870	1	Lever-Adjust

☆ Not serviced separately

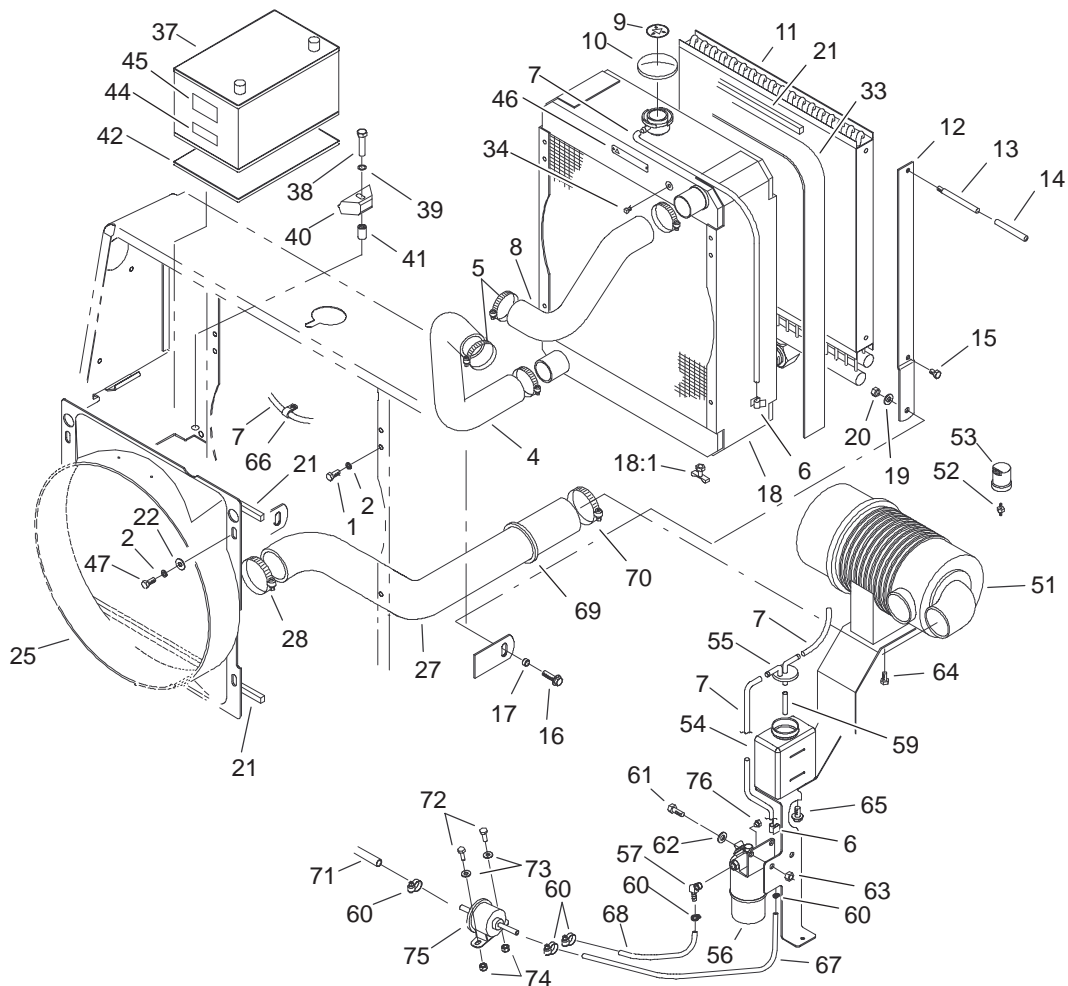


Sheet No.:11

T-3661

Front and Rear Canopy Assembly

Ref. No.	Part No.	Qty.	Description	Ref. No.	Part No.	Qty.	Description
2	92-5655	2	Tube-Canopy	27	68-6040	2	Bracket
3	58-3930	2	Bushing-Oilite	28	3256-51	12	Washer-Flat
4	58-5330	2	Spacer-Hinge, Canopy	29	3296-27	10	Nut-Lock NI
5	58-5350	2	Spacer-Hinge, Canopy	31	106-7074	1	Canopy-Front
6	58-1970-01	1	Plate-Hinge, Left	31:2	106-7060	2	Decal-Reelmaster
7	58-1980-01	1	Plate-Hinge, Right	31:14	66-6140	2	Decal-Logo, Toro
8	86-6130	4	Ball-Stud	32	48-9510	2	Nut
9	92-6086	1	Rear Screen ASM	33	92-5652-03	2	Bracket
10	92-5253	1	Strip-Sealing	34	33114-025	6	Screw-HH
11	58-3910	2	Pin-Hinge, Canopy	35	42-9850	6	Washer-Lock, Spring
12	3290-355	2	Pin-Hair	36	33094-00	6	Washer-Flat
13	77-3620	2	Knob-Retainer	37	105-3325	1	Center Canopy ASM
15	3234-13	5	Screw-HHF	37:2	93-9404	1	Decal-Only, Coolant
16	3296-29	9	Nut-Lock, NI	37:3	93-6680	1	Decal-Diesel
17	88-6760	2	Spring-Gas	38	237-141	4	Grommet-Rubber
18	3296-56	1	Nut-Lock, NI	39	92-5678	1	Foam-Hood, Top
19	105-3330-03	1	Baffle-Body, Lower	40	92-5679	1	Foam-Hood, Front
20	3250-25	4	Screw-PPH	41	92-5680	1	Foam-Hood, RH
21	3253-2	4	Washer-Lock/Sp	42	92-5681	1	Foam-Hood, LH
22	58-5380	2	Latch-Draw	43	92-5672-03	1	Support-Foam, Canopy
23	58-7070-03	2	Spacer-Latch, RH	44	92-5673-03	1	Support-Foam, Front
24	3256-23	2	Washer-Flat	45	92-6060	1	Strip-Sealing
25	322-3	1	Screw-HH	46	322-5	4	Screw-HH
26	3250-31	10	Screw-PPH	47	322-4	4	Screw-HH
				48	3256-3	4	Washer-Flat

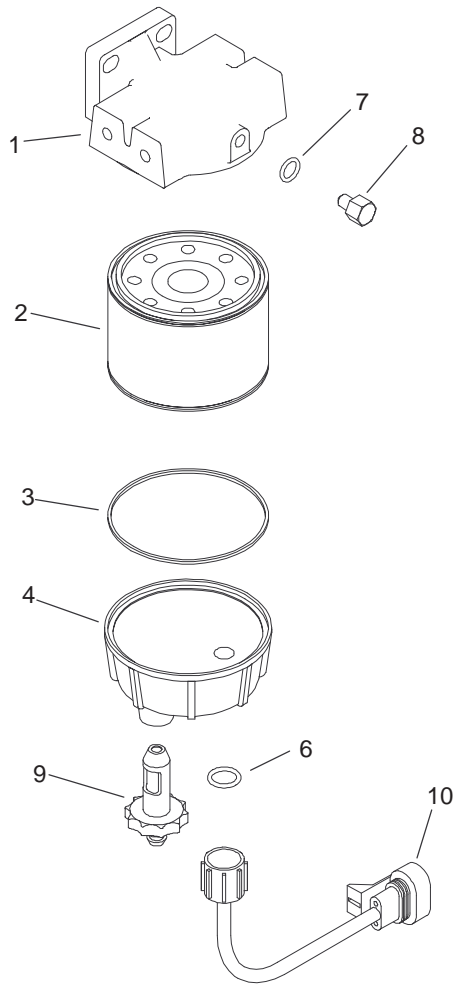


Sheet No.:12

Radiator, Oil Cooler and Air Cleaner Assembly

Ref. No.	Part No.	Qty.	Description
1	322-3	2	Screw-HH
2	3253-4	6	Washer-Lock
4	98-1215	1	Hose-Lower, Radiator
5	2412-92	4	Clamp-Hose
6	104-5232	4	Clip-Wire
7	98-7895	2	Tube
8	98-1214	1	Hose-Radiator, Upper
9	59-8440	1	Decal
10	58-5420	1	Cap-Pressure
11	58-5540	1	Cooler-Oil
12	92-4753-03	2	Strap-Cooler, Oil
13	75-7790	2	Handle
14	47-2550	2	Grip-Handle, Bag
15	48-7680	2	Screw-HH
16	3234-11	2	Screw-HHF
17	76-2290	2	Spacer
18	92-4729	1	Radiator ASM
18:1	304-46	1	Draincock
19	3256-24	4	Washer-Flat
20	3296-39	2	Nut-Lock, NI
21	68-7575	3	Strip-Sealing
22	3256-71	4	Washer-Flat
25	98-1250	1	Shroud-Fan
27	98-1234	1	Hose-Intake
28	2412-42	1	Clamp-Hose
33	92-6062	1	Foam-Seal, Radiator

Ref. No.	Part No.	Qty.	Description
34	281-2	1	Plug-Pipe, Square Head
37	93-3220	1	Battery
38	323-9	1	Screw-HH
39	3256-24	1	Washer-Flat
40	66-2490	1	Retainer-Battery
41	32148-9	1	Insert-Nut
42	93-1420	1	Tray-Battery
44	93-6668	1	Decal-Battery
45	93-7276	1	Decal-Danger
46	93-6681	1	Decal-Warning, Fan
47	322-4	4	Screw-HH
51	100-2597	1	Air Filter ASM
52	94-1416	1	Indicator Adapter ASM
53	69-1940	1	Indicator-Electrical
54	93-2049	1	Tank-Overflow
55	93-2048	1	Cap-Tank, Overflow
56	104-5218	1	Filter-Water/Fuel Sep.
57	353-781	2	Fitting
59	94-1348	1	Hose-Fuel
60	2412-108	5	Clamp-Worm
61	322-5	2	Screw-HH
62	3256-23	2	Washer-Flat
63	3296-29	2	Nut-Lock, NI
64	33104-016	2	Screw-HHF
65	33114-016	2	Screw-HH

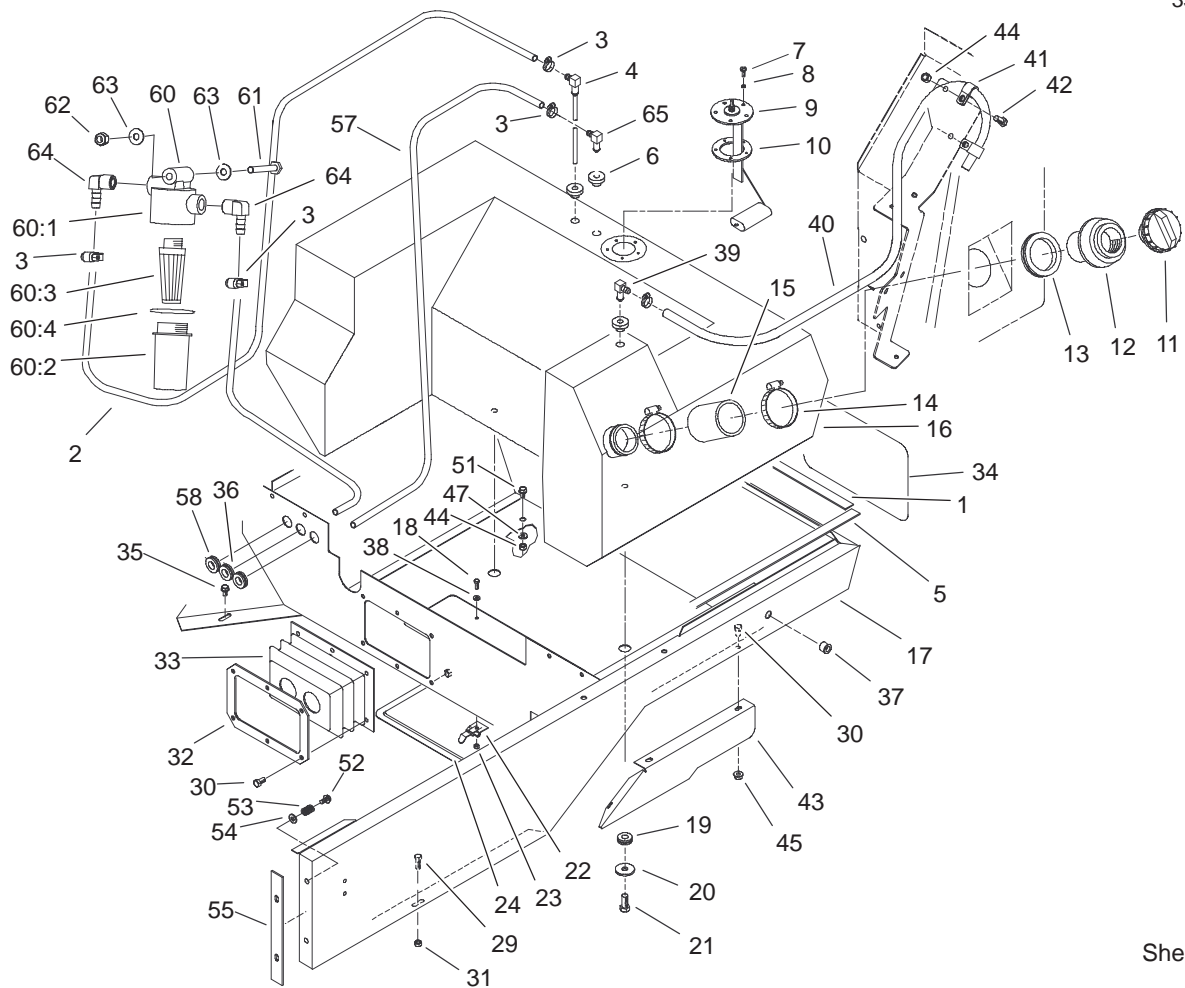


Sheet No.:A7

Fuel Filter Assembly No. 104-5218

Ref. No.	Part No.	Qty.	Description
1	98-9772	1	Head-Filter
2	98-9764	1	Element
3	98-9774	1	O-Ring-Base, Filter
4	98-9775	1	Base-Filter
6	237-42	1	O-Ring
7	237-78	1	O-Ring
8	98-9776	1	Plug-Head, Filter
9	98-9777	1	Drain Valve ASM
10	104-5219	1	Probe-Water

Ref. No.	Part No.	Qty.	Description

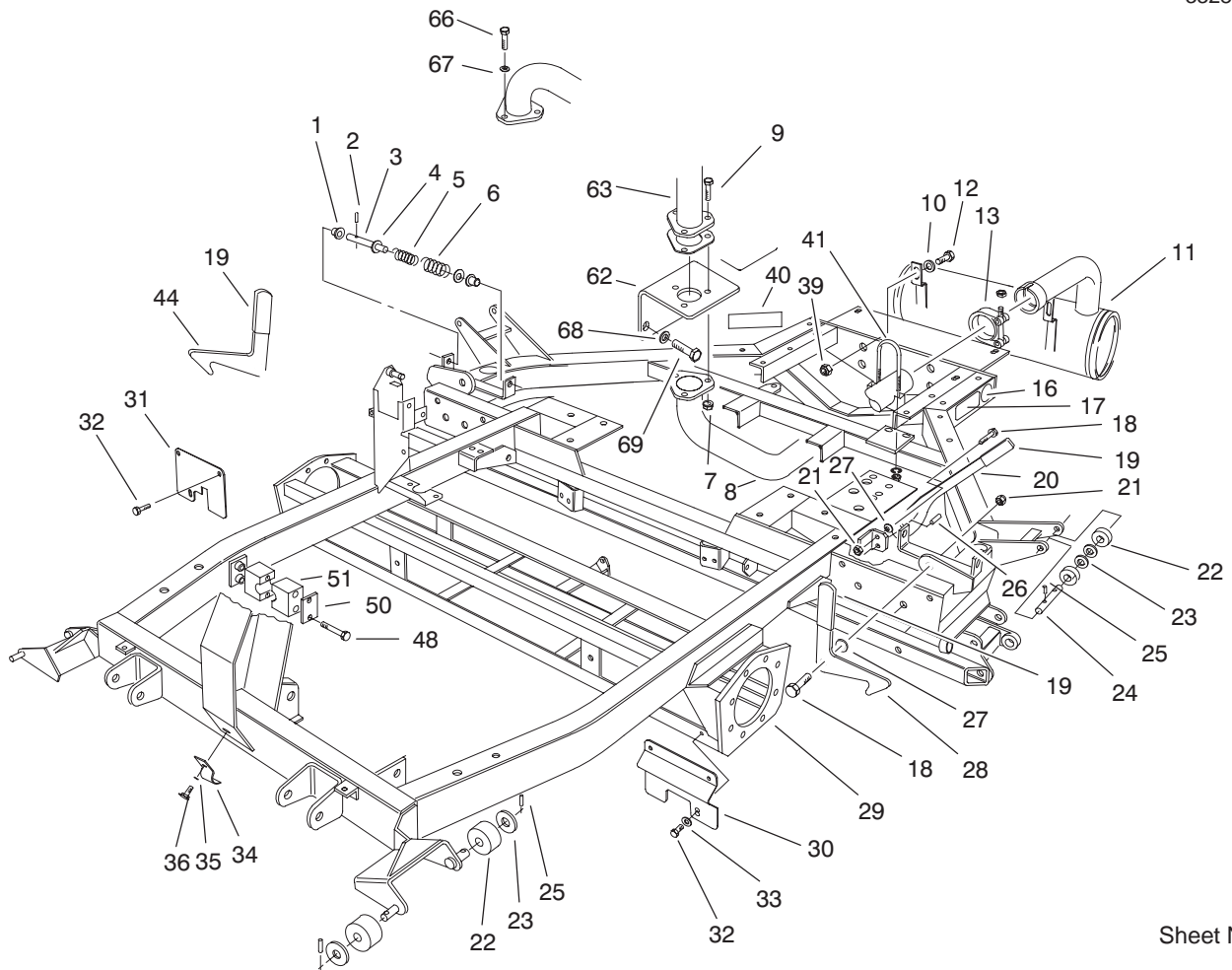


Sheet No.:13

T-3861

Fuel Tank and Lower Body Assembly

Ref. No.	Part No.	Qty.	Description	Ref. No.	Part No.	Qty.	Description
1	92-5671	1	Strip-Sealing	30	321-2	9	Screw-HH
2	47-7450	1	Hose-Fuel	31	3296-56	7	Nut-Lock, NI
3	2412-108	5	Clamp-Worm	32	92-5653-03	1	Ring-Clamp
4	92-9266	1	Standpipe	33	92-5269	1	Bellows
5	92-5670	2	Strip-Sealing	34	92-1242	1	Decal-Toro
6	46-6560	3	Bushing	35	3234-13	2	Screw-HHF
7	32122-24	5	Screw-Pth	36	240-9	2	Grommet
8	3253-15	5	Washer-Lock/Sp	37	32148-9	2	Insert-Nut
9	92-9267	1	Sender-Fuel	38	3256-51	4	Washer-Flat
10	62-7650	1	Gasket	39	46-6550	1	Fitting-HYD, 90°
11	93-3102	1	Cap-Fuel	40	92-9283	1	Hose-Fuel
12	92-5674	1	Neck-Fill, Fuel	41	92-6064	2	R Clamp
13	92-5675	1	Grommet	42	322-3	2	Screw-HH
14	2412-42	2	Clamp-Hose	43	92-6069-03	1	Shield-Exhaust
15	92-9272	1	Hose-Fill, Fuel	44	3296-29	4	Nut-Lock, NI
16	93-1402	1	Tank-Fuel	45	32128-33	3	Nut-HF
17	104-5266-03	1	Body-Lower	47	3256-23	2	Washer-Flat
18	32144-1	4	Screw-Taptite	51	3234-17	2	Screw-HHF
19	240-11	2	Grommet-Mount, Tank	52	94-8270	4	Bolt-Shoulder
20	63-8410	2	Washer	53	63-4220	4	Spring-Compression
21	323-5	2	Screw-HH	54	3256-78	4	Washer-Flat
22	52-9590	4	Latch-Screen	55	94-8258	2	Strip-Seal
23	3296-12	4	Nut-Lock	57	100-6588	1	Hose-Return
24	92-5654-03	1	Panel-Out, Clean	58	60-4350	1	Grommet
29	3234-4	1	Screw-HHF	60	99-8351	1	Filter-Fuel, Inline
				60:1	99-8356	1	Head W/Label Kit



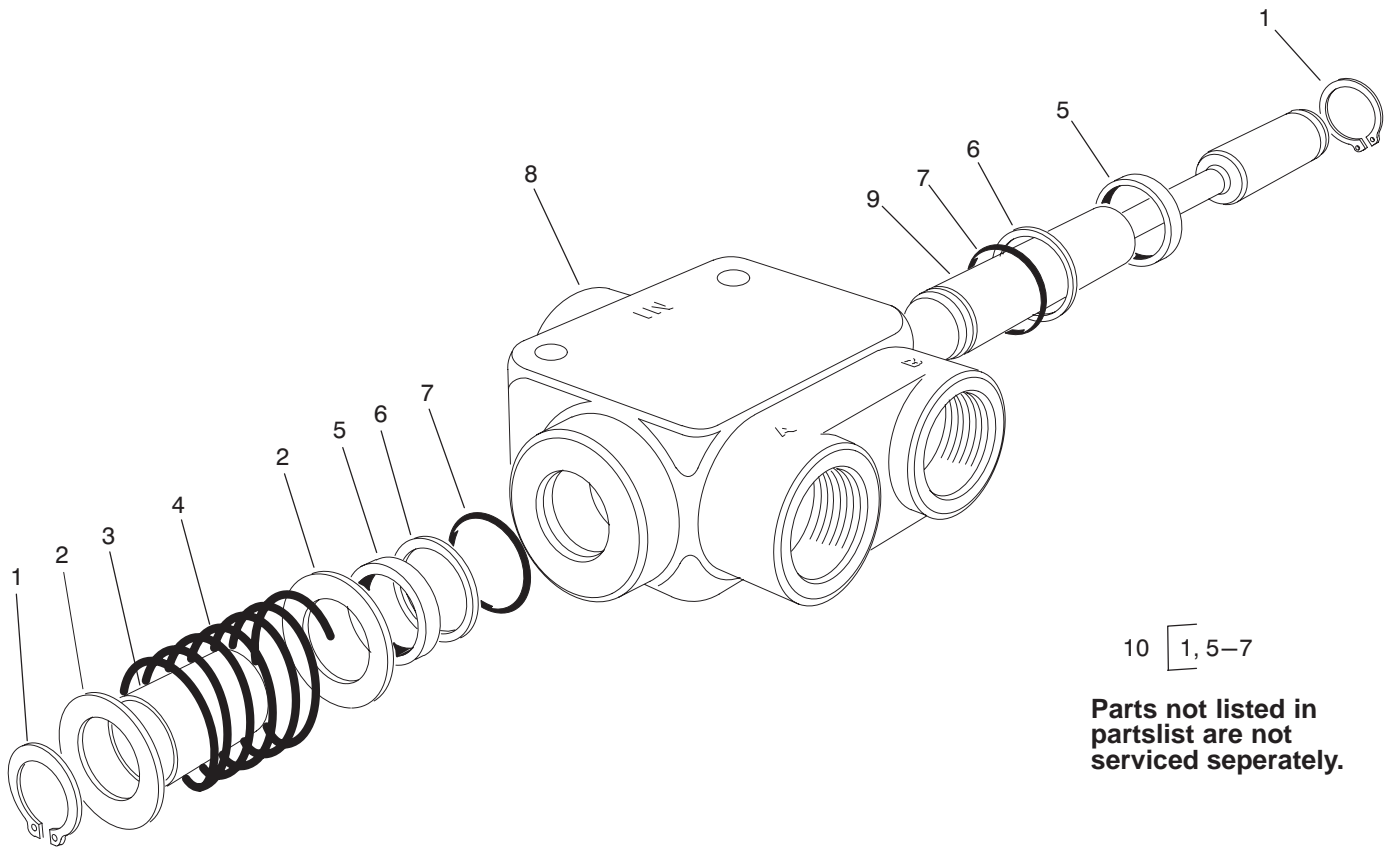
Sheet No.:14

T-3662

Frame and Muffler Assembly (only on: 03707)

Ref. No.	Part No.	Qty.	Description
1	58-2800	4	Bushing
2	60-3720	2	Pin-Roll
3	58-2810	2	Rod
4	3256-7	4	Washer-Flat
5	48-6780	2	Spring-Compression
6	60-1240	2	Spring
7	3296-29	3	Nut-Lock, NI
8	98-1230-03	1	Tube-Lower
9	322-7	3	Screw-HH
10	3256-24	4	Washer-Flat
11	92-5273	1	Muffler
12	323-9	4	Screw-HH
13	2412-132	1	Clamp
16	58-6520	3	Decal-Grease
17	93-9405	2	Decal-Pressure, Air
18	33116-030	3	Screw-HH
19	48-7080	3	Grip-Plastic
20	86-6570-03	1	Latch
21	51-2070	3	Nut
22	82-4910	8	Roller
23	51-2060	8	Washer
24	60-0160	2	Pin
25	60-2110	8	Pin
26	48-8830	1	Pin-Expansion
27	48-8850	3	Spring-Disc
28	86-6590-03	1	Latch-LH

Ref. No.	Part No.	Qty.	Description
29	94-8268-01	1	Frame
30	60-4190-03	1	Shield-Grass, LH
31	60-4200-03	1	Shield-Grass, RH
32	48-6900	6	Screw
33	33093-00	2	Washer-Flat
34	60-2080	1	Clamp-Hose
35	42-9850	1	Washer-Lock, Spring
36	48-7680	1	Screw-HH
39	3296-39	4	Nut-Lock, NI
40	88-6700	1	Decal-Ansi
41	76-3560	1	Clamp
44	86-6580-03	1	Latch-RH
48	321-9	2	Screw-HH
50	82-2980	1	Plate-Cover
51	82-2990	2	Clamp-Half
62	98-1246-03	1	Bracket-Exhaust
63	98-1231-03	1	Tube-Upper
66	33114-025	3	Screw-HH
67	42-9850	3	Washer-Lock, Spring
68	43-5940	2	Lockwasher-Spring
69	42-9250	2	Bolt



10 [1, 5-7

Parts not listed in partslist are not serviced seperately.

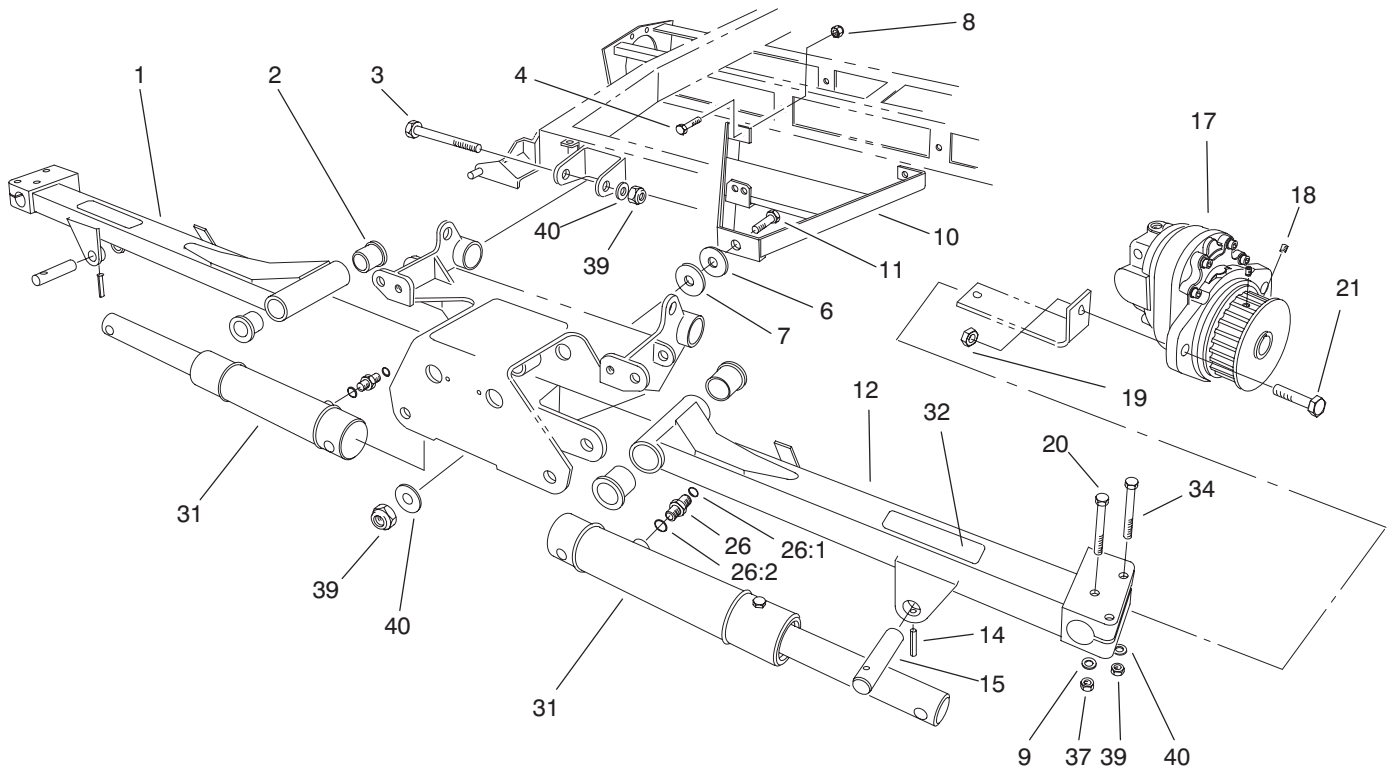
Sheet No.:A8
T-3665

Reel Shut-Off Valve Assembly No. 58-5460

Ref. No.	Part No.	Qty.	Description
2	59-7820	2	Washer
☆3		1	Spacer
4	59-7840	1	Spring
☆8		1	Body
☆9		1	Spool
10	59-7890	1	Seal Repair Kit

Ref. No.	Part No.	Qty.	Description

☆ Not serviced separately



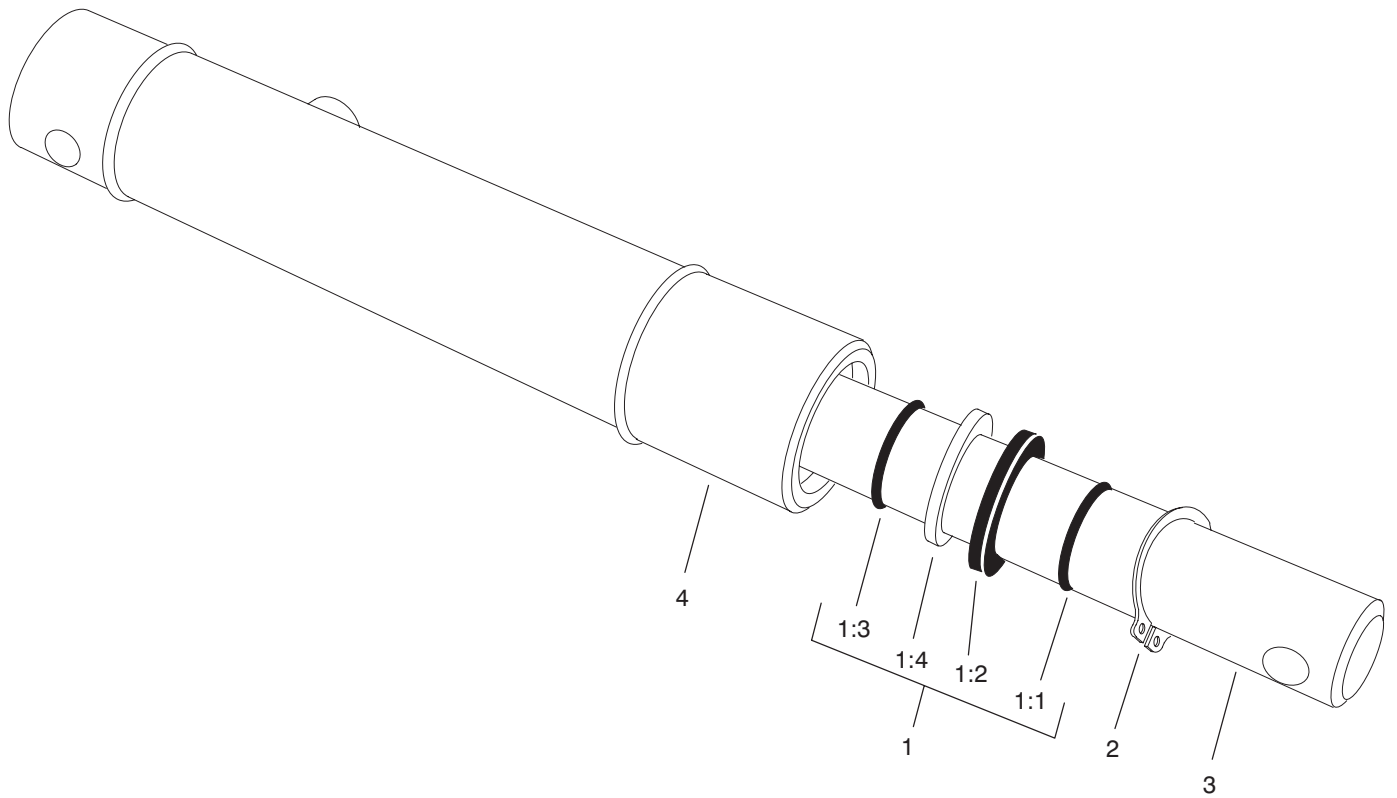
Sheet No.:17

T-3666

Front lift Arm and A-Frame Assembly

Ref. No.	Part No.	Qty.	Description
1	92-9291-01	1	Arm-Lift, #3
2	68-6480	4	Bushing-Flange
3	325-17	2	Screw-HH
4	323-7	2	Screw-HH
6	52-6180	3	Spacer
7	60-3250	1	Washer
8	3290-357	2	Nut-HHF
9	3256-56	2	Washer-Flat
10	92-9246-03	1	A-Frame
11	325-7	1	Screw-HH
12	92-9290-01	1	Arm-Lift, #2
14	60-1280	2	Pin
15	58-4380	2	Pin
17	93-1412	2	Motor-HYD
18	3246-17	4	Setscrew-HSH
19	3296-48	2	Nut-Lock NI
20	323-14	2	Screw-HH
21	324-6	2	Screw-HH
26	340-2	2	Fitting-HYD, Straight
26:1	237-22	1	O-Ring
26:2	237-42	1	O-Ring
31	104-5225	2	Cylinder-HYD
32	93-7331	2	Decal-Warning
34	325-34	4	Screw-HH
37	3296-39	2	Nut-Lock, NI

Ref. No.	Part No.	Qty.	Description
39	3296-23	7	Nut-Lock, NI
40	3256-26	7	Washer-Flat



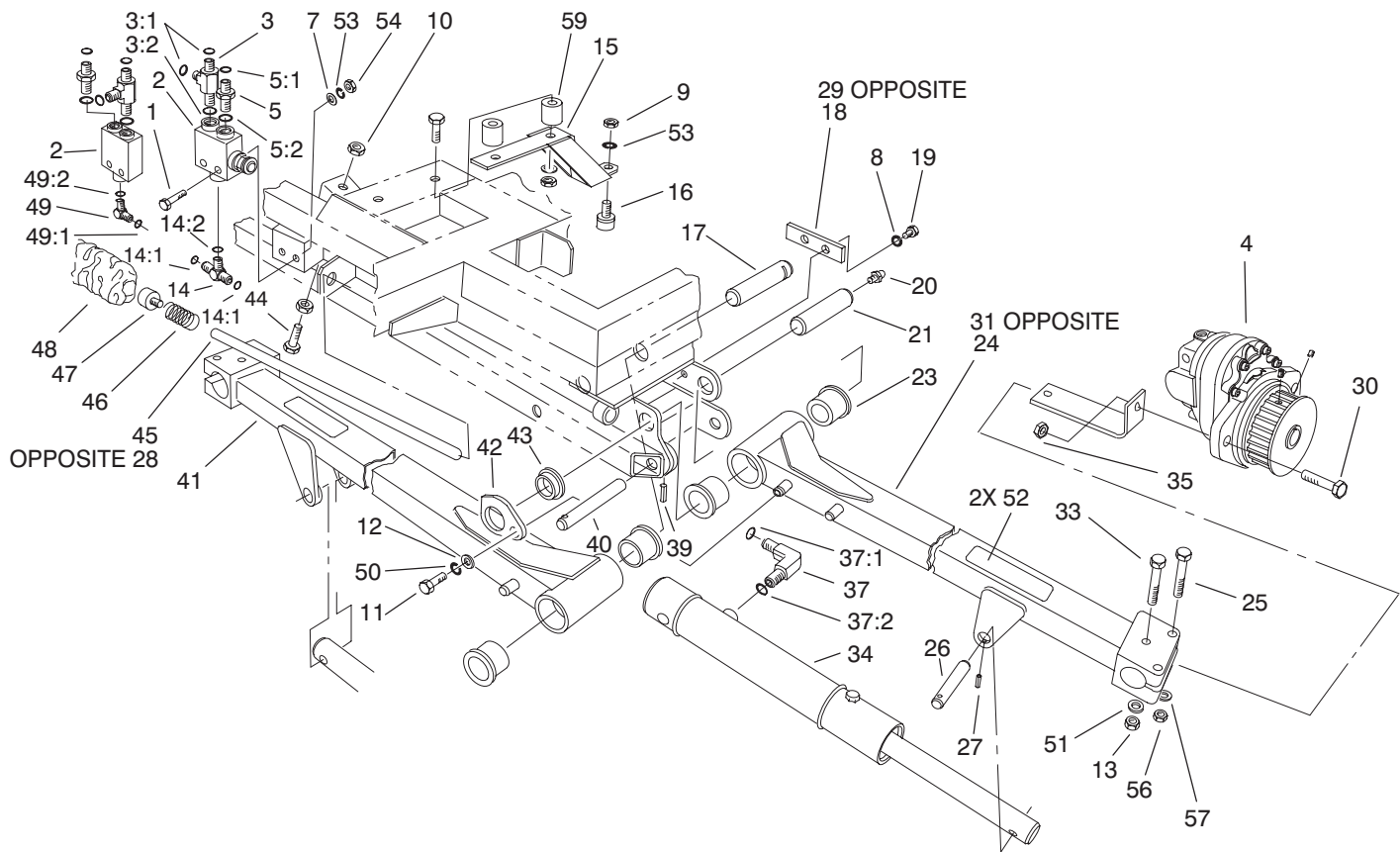
Sheet No.:B1
T-3859

Hydraulic Cylinder Assembly No. 104-5225

Ref. No.	Part No.	Qty.	Description
1	104-5227	1	Repair Kit
☆1:1		1	O-Ring
☆1:2		1	Backup
☆1:3		1	Seal-Rod
☆1:4		1	Seal-Dust
☆2		1	Ring-Retaining
☆3		1	Rod
☆4		1	Barrel

Ref. No.	Part No.	Qty.	Description

☆ Not serviced separately



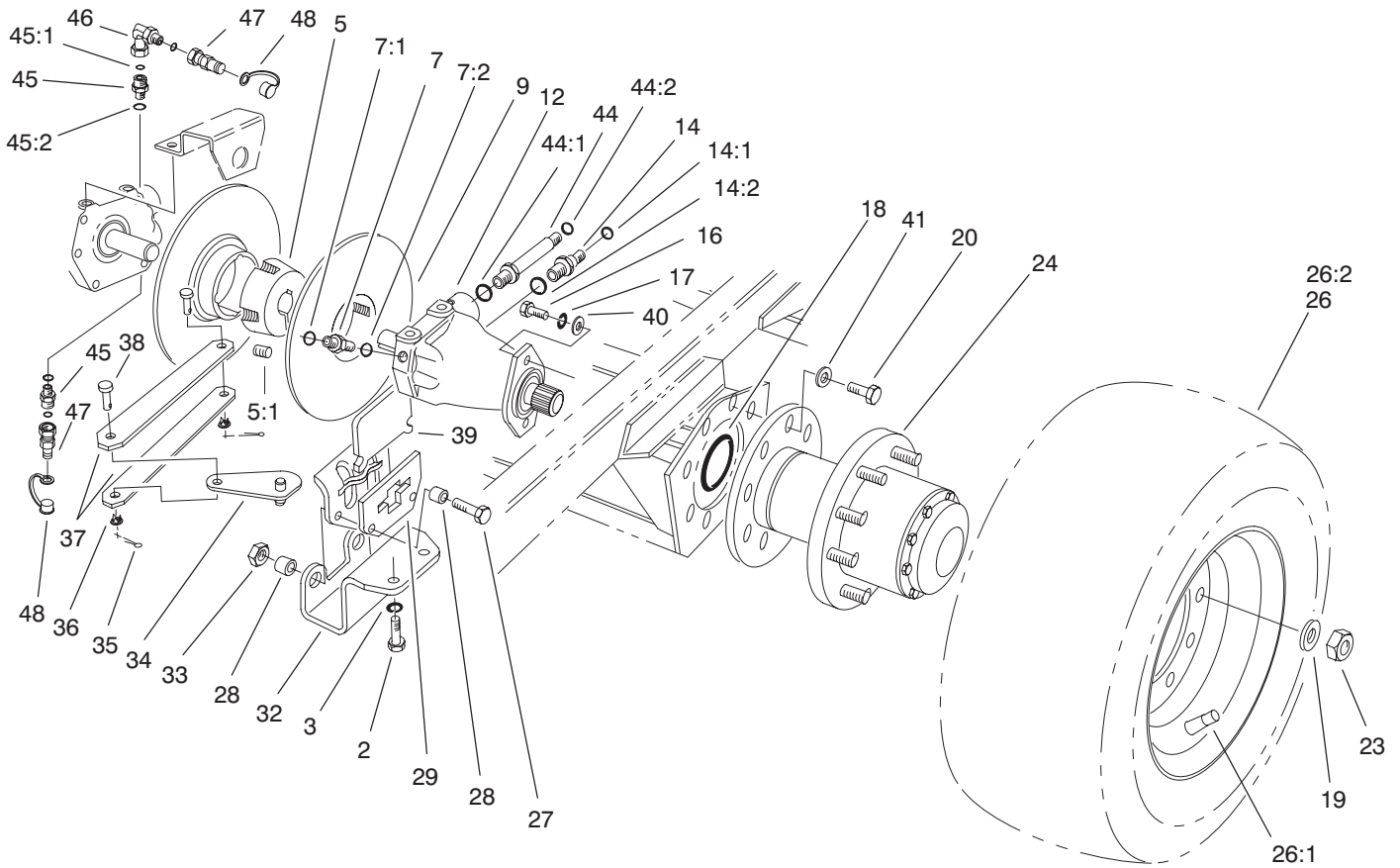
Sheet No.:18

T-3669

Rear Lift Arm and Shut-Off Assembly

Ref. No.	Part No.	Qty.	Description
1	322-12	4	Screw-HH
2	58-5460	2	Valve-Selector
3	340-22	2	Adapter
3:1	237-65	2	O-Ring
3:2	237-80	1	O-Ring
4	93-1412	3	Motor-HYD
5	340-7	2	Adapter
5:1	237-65	1	O-Ring
5:2	237-80	1	O-Ring
7	3256-23	4	Washer-Flat
8	42-9850	4	Washer-Lock, Spring
9	33014-00	2	Nut-Hex
10	48-9530	2	Nut
11	323-6	2	Screw-HH
12	3256-3	2	Washer-Flat
13	3296-39	3	Nut-Lock, NI
14	340-93	1	Tee-Adapter
14:1	237-65	2	O-Ring
14:2	237-80	1	O-Ring
15	105-9271-01	2	Bumper Bracket ASM
16	48-3280	2	Stop-Bump
17	60-0090	1	Pin-Pivot, Lift Arms #1,2,3
18	60-0190	1	Strip
19	33114-016	4	Screw-HH
20	302-5	3	Fitting-Grease

Ref. No.	Part No.	Qty.	Description
21	60-0100	2	Pin-Pivot, Lift Arms #4 & 5
23	68-6480	6	Bushing-Flange
24	92-9296-01	1	Arm-Lift, #4
25	325-34	6	Screw-HH
26	58-4380	3	Pin
27	60-1280	3	Pin
28	60-1350	1	Rod-Push, #5 Bypass Valve
29	60-1640	1	Strip
30	324-6	3	Screw-HH
31	92-9297-01	1	Arm-Lift, #5
33	323-14	3	Screw-HH
34	104-5225	3	Cylinder-HYD
35	3296-48	3	Nut-Lock NI
37	340-77	3	Fitting-HYD, 90°
37:1	237-22	1	O-Ring
37:2	237-42	1	O-Ring
39	32121-84	3	Pin-Coil
40	58-2720	3	Pin
41	92-9289-01	1	Arm-Lift, #1
42	58-9210	2	Cam
43	60-0080	2	Bushing
44	53-5940	1	Screw
45	60-1340	1	Rod-Push, #4 Bypass Valve

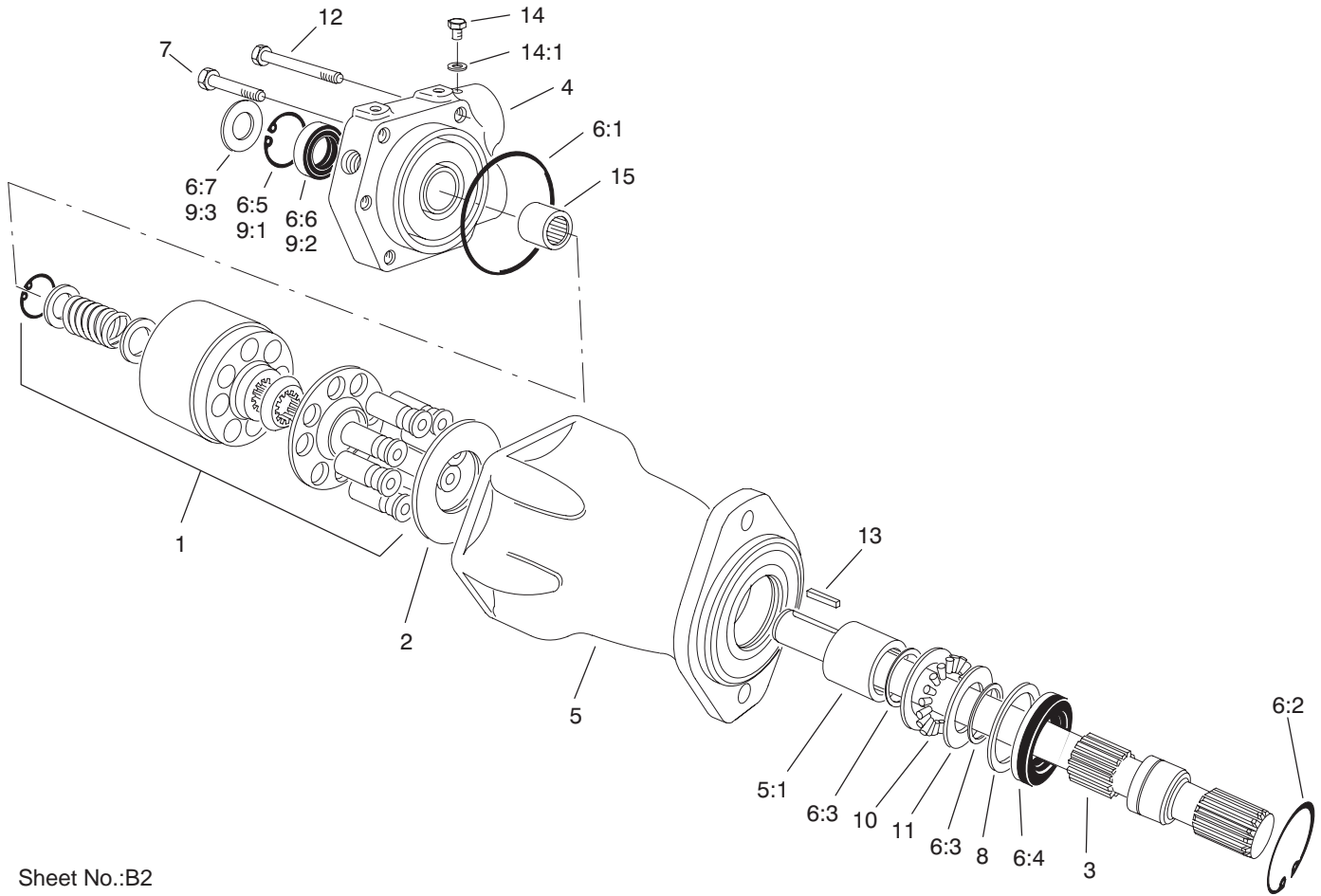


Sheet No.:19
T-3670

Front Wheel and Motor Assembly

Ref. No.	Part No.	Qty.	Description
2	322-3	4	Screw-HH
3	3253-4	4	Washer-Lock
5	23-1840	2	Bushing-Taperlock
5:1	60-6620	2	Screw-Set
7	340-2	2	Fitting-HYD, Straight
7:1	237-22	1	O-Ring
7:2	237-42	1	O-Ring
9	58-0070	2	Disc-Brake ASM
12	58-5430	2	Piston Motor ASM
14	340-9	2	Fitting-Straight (only on: 03707)
14:1	237-58	1	O-Ring (only on: 03707)
14:2	237-81	1	O-Ring (only on: 03707)
16	323-18	4	Screw-HH
17	3253-5	4	Washer-Lock
18	353-949	2	O-Ring
19	3253-7	18	Washer-Lock
20	327-3	16	Screw-HH
23	3219-5	18	Nut-Hex
24	62-6400-03	2	Hub-Wheel, Drive
26	66-5660	2	Wheel And Tire ASM
26:1	58-5620	1	Tube
26:2	63-4480	1	Tire
27	323-20	4	Screw-HH

Ref. No.	Part No.	Qty.	Description
28	58-3780	8	Tube-Space, Brake Calipers
29	29-1060	2	Bracket-Secondary
32	58-0110-03	2	Bracket-Caliper, Brake
33	3296-39	4	Nut-Lock, NI
34	29-1070	2	Lever ASM
35	3272-6	4	Pin-Cotter
36	60-1740	4	Nut
37	58-2300	4	Link-Brake
38	283-67	4	Pin-Clevis
39	29-1080	4	Stator ASM
40	3256-3	4	Washer-Flat
41	3253-8	16	Washer-Lock
44	92-6058	4	Fitting-HYD (only on: 03706)
44	92-6058	2	Fitting-HYD (only on: 03707)
44:1	237-81	1	O-Ring
44:2	237-58	1	O-Ring
45	98-1282	2	Adapter-HYD, Straight
45:1	237-22	1	O-Ring
45:2	237-118	1	O-Ring
46	98-1281	1	Adapter-90°
47	86-5480	2	Nipple-Test
48	353-947	2	Cap-Dust, Rubber

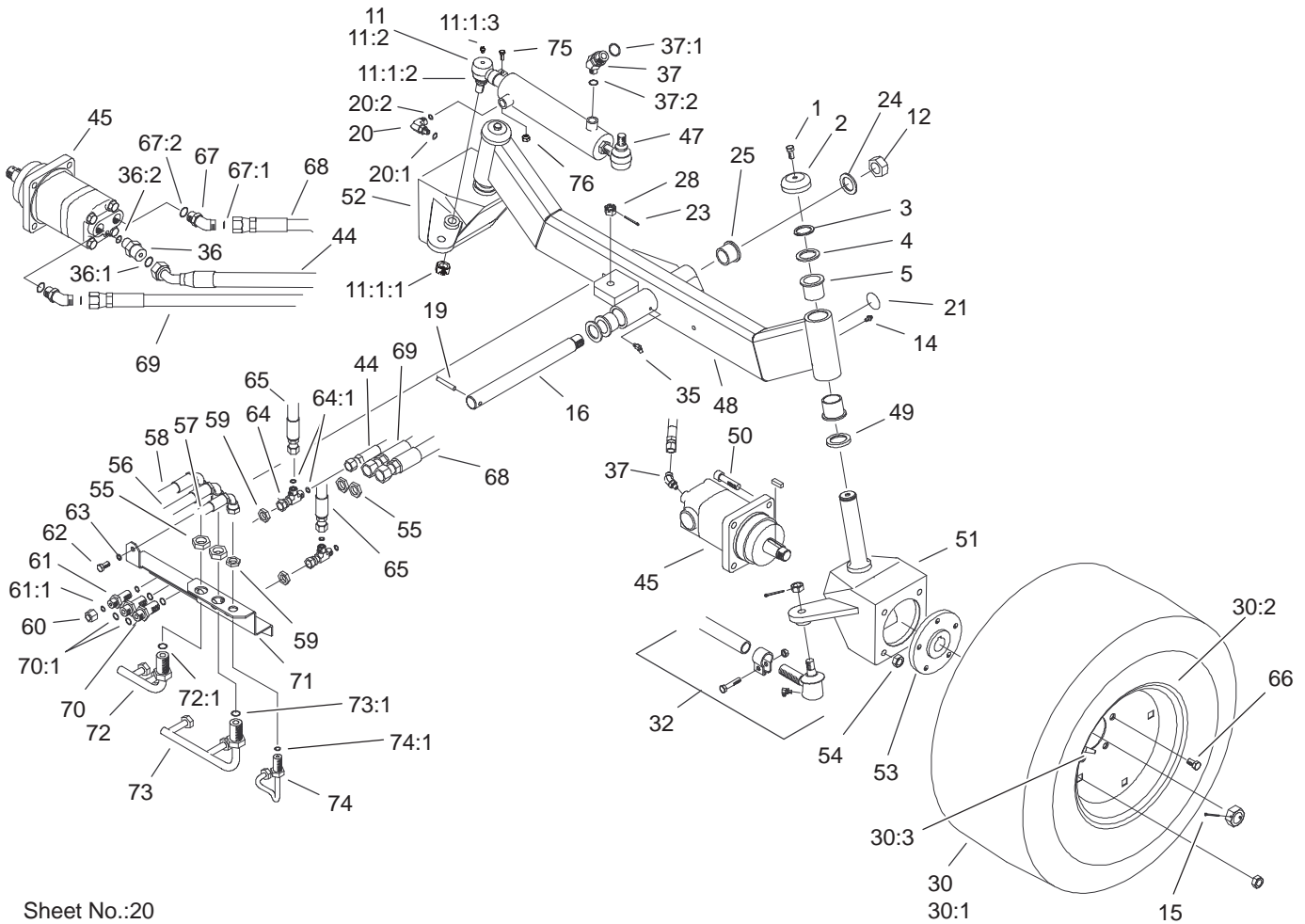


Sheet No.:B2
T-3671

Wheel Motor Assembly No. 58-5430

Ref. No.	Part No.	Qty.	Description
1	59-8340	1	Rotating Kit
2	59-8350	1	Camplate
3	59-8360	1	Shaft
4	59-8270	1	Plate
5	59-8300	1	Housing
5:1	60-3380	1	Bearing
6	59-8390	1	Seal Kit
6:1	59-8260	1	Ring
6:2	32151-13	1	Ring-Retaining
6:3	32151-29	2	Ring-Retaining
6:4	59-8370	1	Seal
6:5	59-8320	1	Ring-Retaining
6:6	49-2640	1	Seal-Shaft
6:7	84-6440	1	Shield-Grass
7	59-8290	3	Capscrew
8	33-3720	1	Washer
9	66-5840	1	Seal Kit
9:1	59-8320	1	Ring-Retaining
9:2	49-2640	1	Seal-Shaft
9:3	84-6440	1	Shield-Grass
10	252-66	1	Bearing-Thrust
11	252-71	1	Washer-Thrust
12	59-8280	3	Capscrew
13	59-8380	1	Key
14	353-948	2	Plug

Ref. No.	Part No.	Qty.	Description
14:1	237-118	1	O-Ring
15	60-3590	1	Bearing

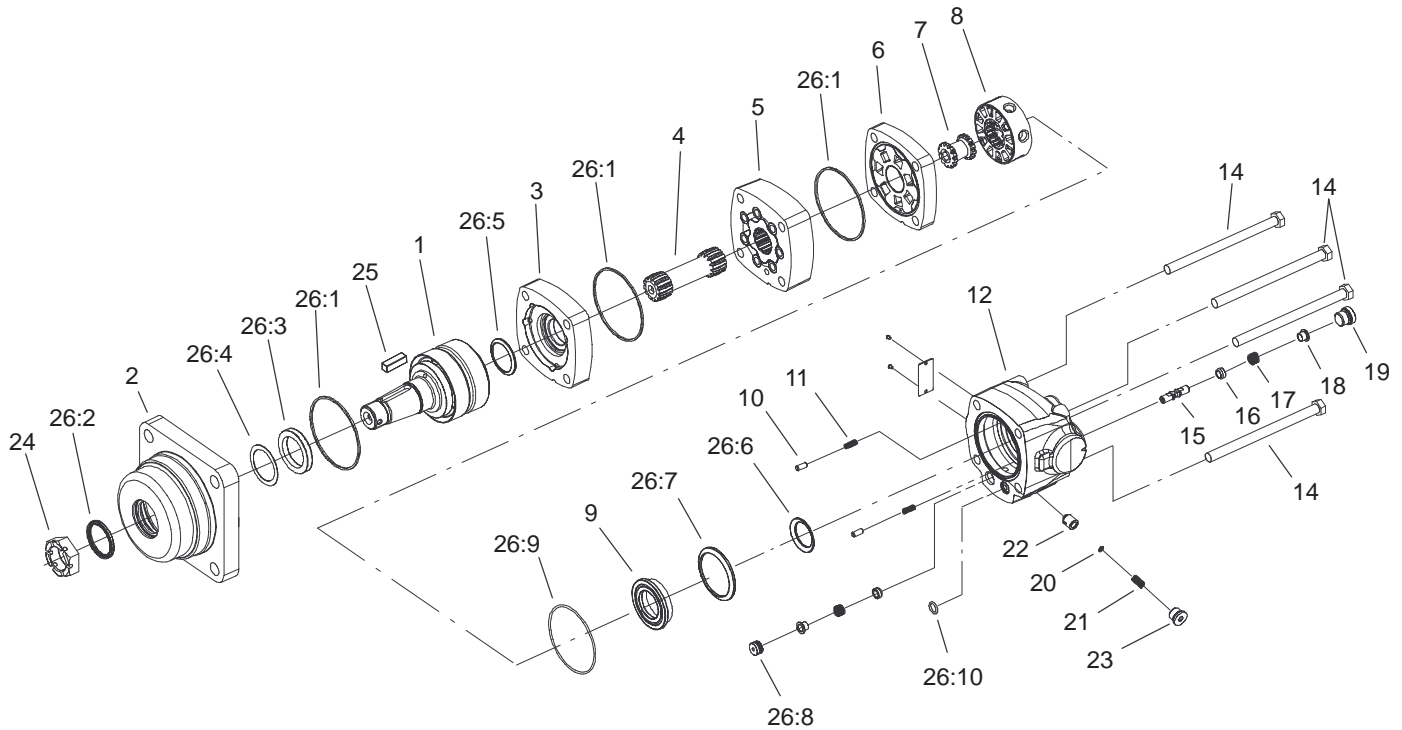


Sheet No.:20

Rear Axle Assembly (only on: 03707)

Ref. No.	Part No.	Qty.	Description
1	3234-12	2	Screw-HHF
2	69-8890	2	Cap-Spindle
3	32151-10	2	Ring-Snap
4	256-304	2	Washer-Thrust
5	69-6470	4	Bushing-Castor
11	69-9810-03	1	Ball Joint ASM
11:1:1	105-7941	1	Nut-Hex, Slotted
11:1:2	106-5984	1	Seal
11:1:3	302-5	1	Fitting-Grease
12	3296-49	1	Nut-Lock, NI
14	302-5	2	Fitting-Grease
15	3272-13	2	Pin-Cotter
16	82-9210	1	Shaft-Pivot
19	60-3670	1	Pin
20	340-97	1	Fitting-HYD, 90°
20:1	237-22	1	O-Ring
20:2	237-78	1	O-Ring
21	58-6520	2	Decal-Grease
23	3272-12	4	Pin-Cotter
24	48-6660	2	Washer
25	48-6640	2	Bearing
28	32136-13	2	Nut-SHH
30	69-9870	2	Wheel ASM
30:1	69-9880	1	Tire
30:2	217-116	1	Rim-Wheel
30:3	232-27	1	Stem-Valve

Ref. No.	Part No.	Qty.	Description
32	82-9260-03	1	Tie Rod ASM
35	302-11	1	Fitting-Lube, 45°
36	340-88	1	Adapter
36:1	237-22	1	O-Ring
36:2	237-78	1	O-Ring
37	340-54	2	Elbow-45°
37:1	237-22	1	O-Ring
37:2	237-78	1	O-Ring
44	104-5202	2	Hose ASM
45	104-5233	2	Motor-Wheel
47	92-6057	1	Cylinder-Steering
48	92-4755-03	1	Axle-Rear
49	86-6560	2	Washer-Thrust
50	3274-5	8	Screw-HSH
51	92-4779-03	1	Housing-Motor, LH
52	92-4787-03	1	Housing-Motor, RH
53	92-4749-03	2	Hub-Wheel
54	3296-23	8	Nut-Lock, NI
55	340-74	6	Locknut-Bulkhead
56	92-5698	1	Hose ASM
57	92-5688	1	Hose ASM
58	92-5686	1	Hose ASM
59	340-70	3	Nut-Lock
60	340-117	1	Cap
61	340-71	2	Fitting-Straight, Bulkhead



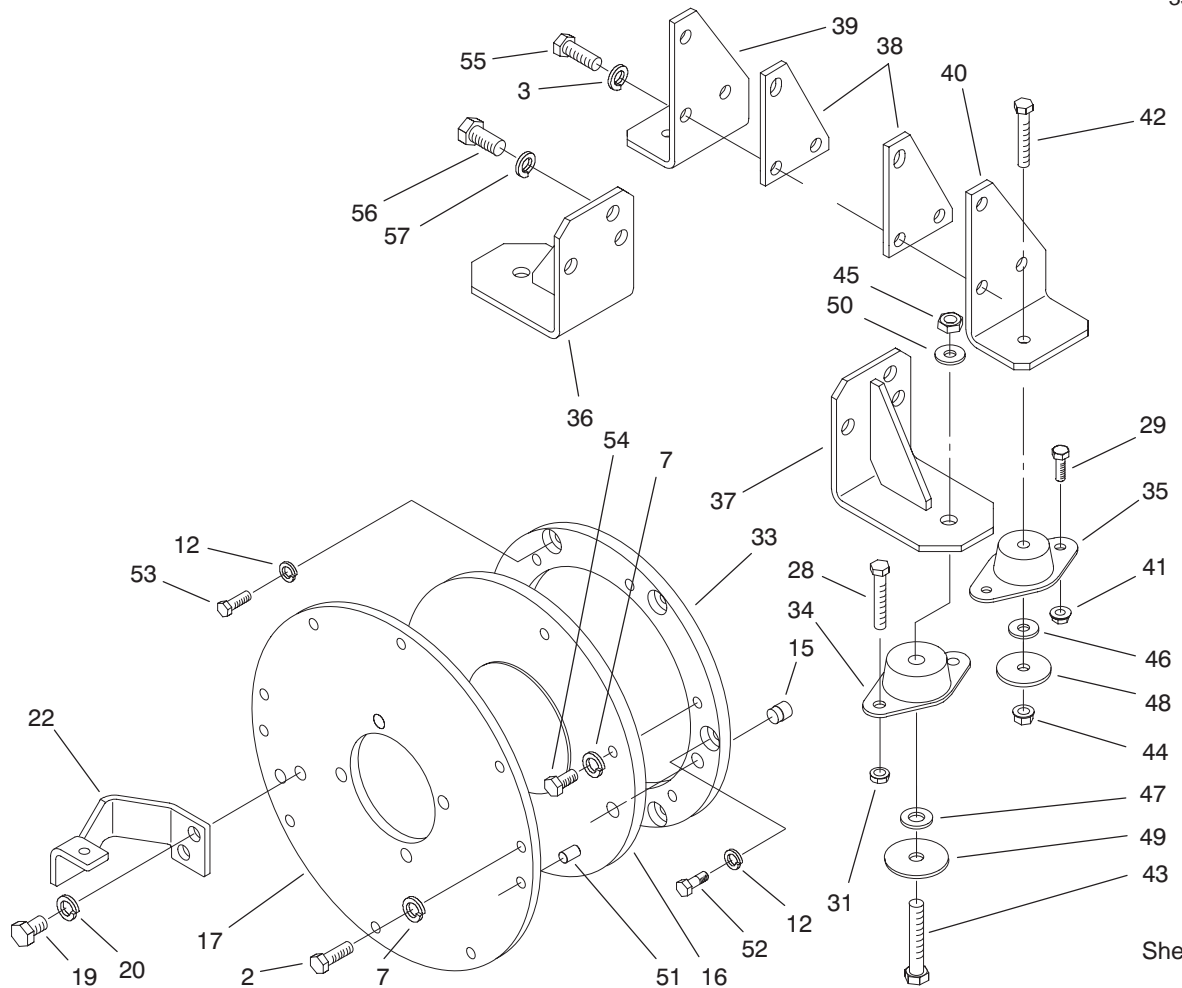
Sheet No.:B4

Hydraulic Motor Assembly No. 104-5233 (only on: 03707)

Ref. No.	Part No.	Qty.	Description
1	56-6860	1	Shaft ASM
2	56-6850	1	Housing-Bearing
☆3		1	Plate-Wear
4	105-8145	1	Drive
5	105-8146	1	Geroter ASM
☆6		1	Plate-Valve
7	36-6260	1	Drive-Valve
8	56-6830	1	Valve
9	105-8147	1	Plate-Balancing
10	105-8148	1	Pin
11	33-3410	1	Spring
☆12		1	Housing-Valve
14	57-6030	4	Capscrew
15	105-9300	1	Piston
16	105-9301	2	Poppet
17	105-9302	2	Spring
18	105-9303	2	Dashpot
19	105-9304	1	Plug Sub ASM
20	105-9305	1	Shim
21	105-9306	1	Spring
22	105-9307	1	Poppet
23	105-9308	1	Plug Sub ASM
24	11-5800	1	Nut-Slotted
25	11-5790	1	Key
26	105-9309	1	Seal Kit
☆26:1		3	O-Ring

Ref. No.	Part No.	Qty.	Description
☆26:2		1	Seal-Shaft, Exclusion
☆26:3		1	Seal-Shaft
☆26:4		1	Ring-Backup
☆26:5		1	Seal-Face, Shaft
☆26:6		1	Seal-Face, Inner
☆26:7		1	Seal-Face, Outer
☆26:8		1	Plug
☆26:9		1	O-Ring
☆26:10		1	O-Ring

☆ Not serviced separately



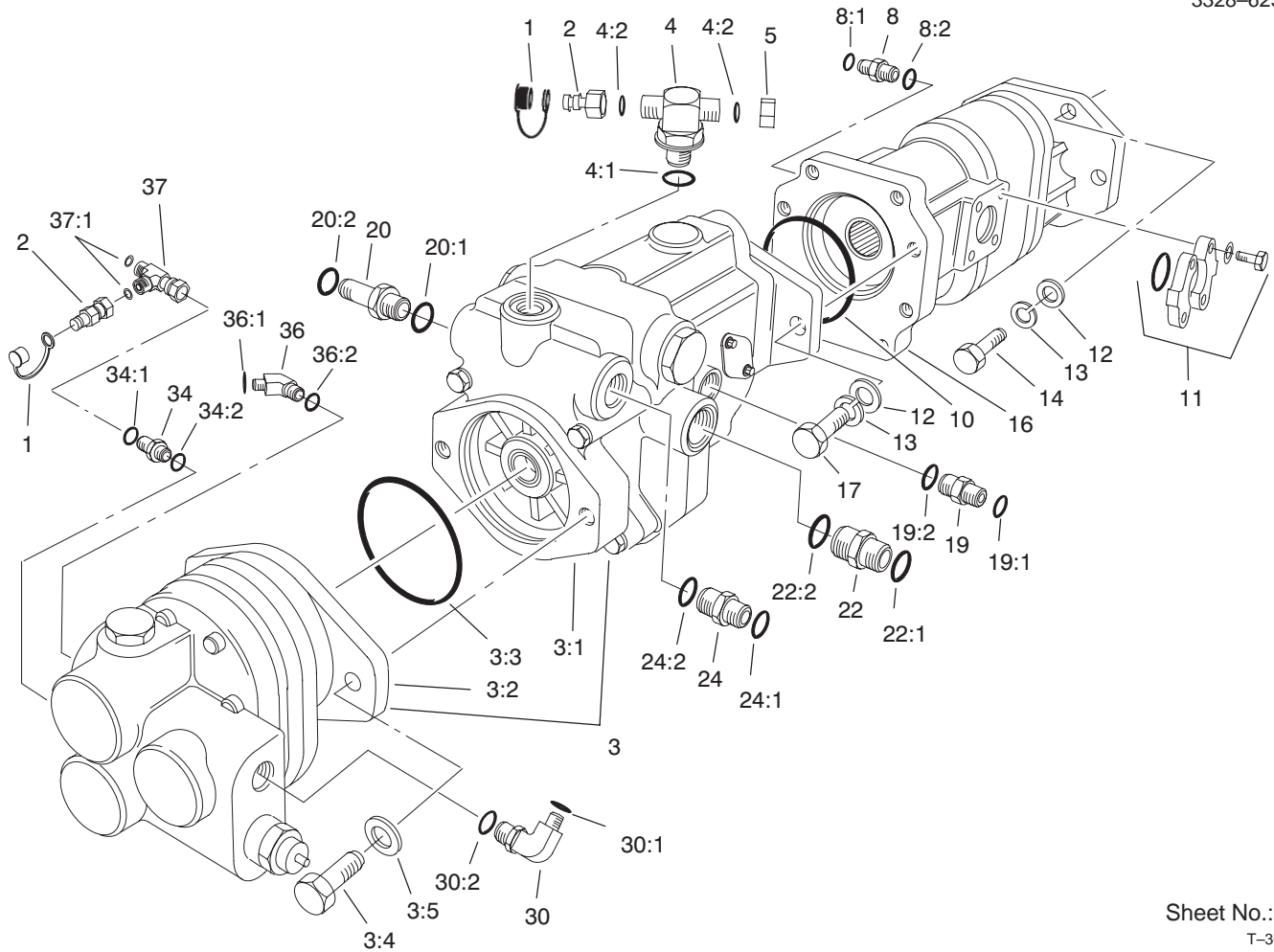
Sheet No.:21

T-3675

Engine Installation Assembly

Ref. No.	Part No.	Qty.	Description
2	43-0090	8	Screw-HH
3	48-8070	6	Washer-Lock
7	48-9590	14	Washer-Lock
12	42-9850	6	Washer-Lock, Spring
15	58-3590	2	Dowel
16	92-1753	1	Coupling-Spring
17	98-1211-03	1	Plate-Adapter, Pump
19	3213-20	2	Screw-HH
20	3253-7	2	Washer-Lock
22	98-7066-03	1	Bracket-Damper
28	323-11	4	Screw-HH
29	322-5	4	Screw-HH
31	32128-21	4	Nut-HF
33	98-1210-03	1	Spacer-Coupler
34	98-3024	2	Mount-Engine
35	83-1030	2	Mount-Engine
36	98-1207-03	1	Bracket-Front, RH
37	98-1206-03	1	Bracket-Front, LH
38	98-1200-03	2	Spacer
39	98-1204-03	1	Bracket-Engine, RH Rear
40	98-1205-03	1	Bracket-Engine, LH Rear
41	32128-20	4	Nut-HF
42	323-11	2	Screw-HH
43	33116-070	2	Screw-HH

Ref. No.	Part No.	Qty.	Description
44	32128-43	2	Nut-Flange
45	48-9530	2	Nut
46	80-6990	2	Washer-Hardened
47	3256-26	2	Washer-Flat
48	63-7400	2	Washer-Rebound
49	87-5100	2	Washer-Snubbing
50	43-5940	2	Lockwasher-Spring
51	98-1212	2	Pin-Plate, Pump
52	98-1213	2	Bolt-Shoulder
53	33114-020	4	Screw-HH
54	70-8470	6	Screw-HH
55	43-3180	6	Screw-HH
56	43-3210	6	Screw-HH
57	43-5950	6	Washer-Lock, Spring



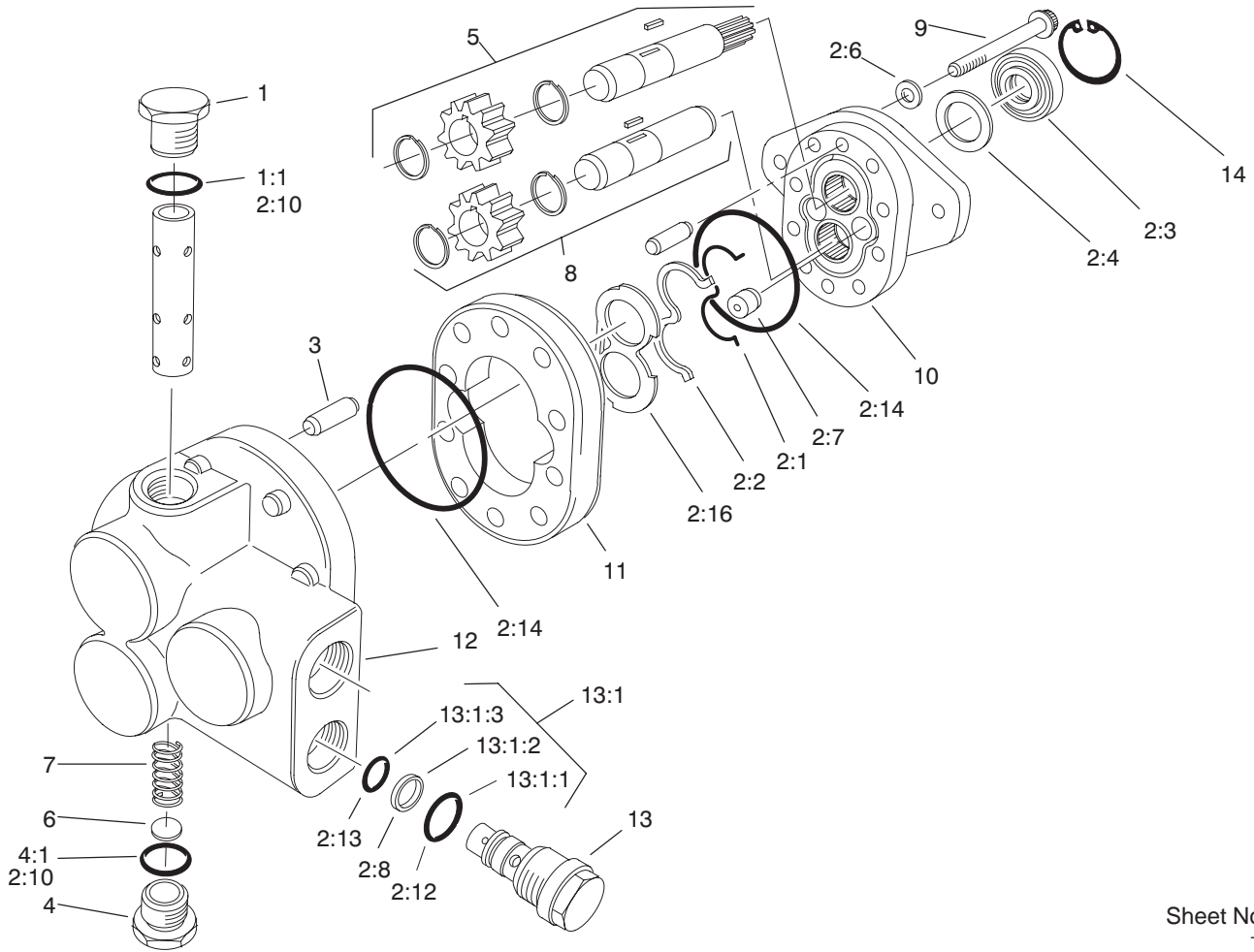
Sheet No.:23
T-3677

Hydraulic Pump Assembly

Ref. No.	Part No.	Qty.	Description
1	353-947	2	Cap-Dust, Rubber
2	86-5480	2	Nipple-Test
☆3		1	Tandem Pump ASM
3:1	99-6495	1	Gear Pump ASM
3:2	99-6494	1	Variable Piston Pump ASM
3:3	60-3520	1	O-Ring
3:4	60-3530	2	Bolt
3:5	60-3540	2	Washer
4	92-4799	1	Fitting-Tee, HYD
4:1	237-79	1	O-Ring
4:2	237-22	2	O-Ring
5	340-117	1	Cap (only on: 03706)
8	340-8	1	Adapter
8:1	237-65	1	O-Ring
8:2	237-81	1	O-Ring
10	59-8550	1	O Ring
11	340-62	1	Flange Kit
12	3256-26	6	Washer-Flat
13	3253-7	6	Washer-Lock
14	3213-2	4	Screw-HH
16	86-6000-01	1	Pump-Gts20
17	325-5	2	Screw-HH
19	340-2	1	Fitting-HYD, Straight
19:1	237-22	1	O-Ring
19:2	237-42	1	O-Ring

Ref. No.	Part No.	Qty.	Description
20	92-6058	1	Fitting-HYD
20:1	237-81	1	O-Ring
20:2	237-58	1	O-Ring
22	340-9	1	Fitting-Straight
22:1	237-58	1	O-Ring
22:2	237-81	1	O-Ring
24	340-4	1	Adapter
24:1	237-30	1	O-Ring
24:2	237-79	1	O-Ring
30	340-15	1	Fitting-HYD, 90°
30:1	237-58	1	O-Ring
30:2	237-146	1	O-Ring
34	340-3	1	Adapter
34:1	237-22	1	O-Ring
34:2	237-79	1	O-Ring
36	340-89	1	Fitting-HYD, 45°
36:1	237-30	1	O-Ring
36:2	237-80	1	O-Ring
37	340-115	1	Fitting-Tee
37:1	237-22	2	O-Ring

☆ Not serviced separately



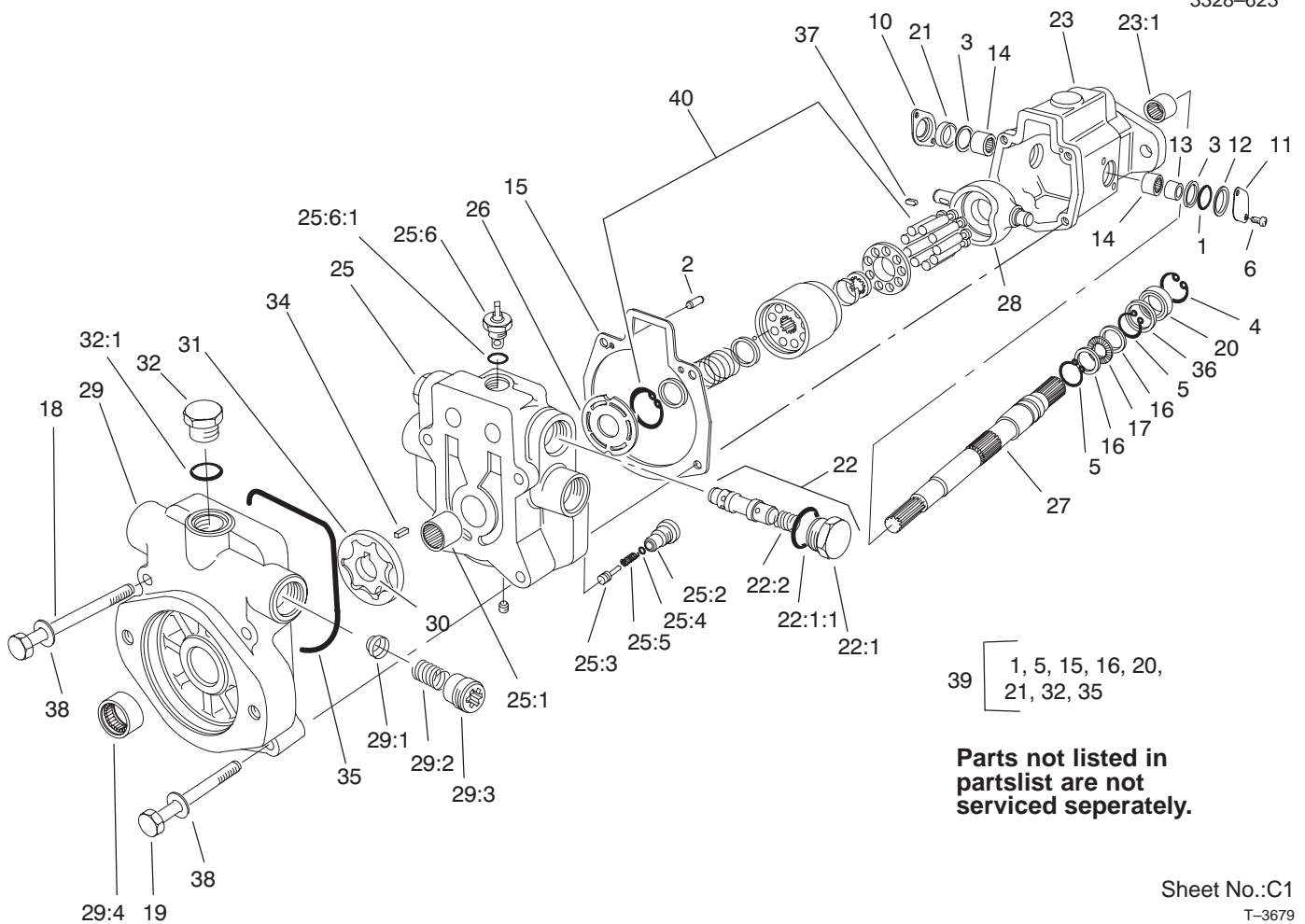
Sheet No.:B9
T-3678

Gear Pump Assembly No. 99-6495

Ref. No.	Part No.	Qty.	Description
1	60-5860	1	Plug
1:1	60-5720	1	O-Ring
2	99-8594	1	Seal Kit
2:1	95-4367	1	Gasket
2:2	95-4369	1	Seal
2:3	49-2640	1	Seal-Shaft
2:4	60-5890	1	Washer
2:6	94-8160	4	Washer
2:7	94-3011	1	Plug
2:8	92-9256	1	Washer-Backup
2:10	60-5720	2	O-Ring
2:12	92-9255	1	O-Ring
2:13	92-9254	1	O-Ring
2:14	56-6710	2	O-Ring
2:16	95-4368	1	Plate-Wear
3	60-5760	1	Pin
4	60-5710	1	Plug
4:1	60-5720	1	O-Ring
5	99-8591	1	Drive Gear ASM
6	60-5730	1	Disc
7	60-5820	1	Spring
8	99-8592	1	Idler Gear ASM
9	42-3140	8	Capscrew
10	95-4362	1	Plate-Front
11	99-8589	1	Body ASM

Ref. No.	Part No.	Qty.	Description
12	99-8590	1	Plate-Back, Flow Divider
13	92-9253	1	Valve-Relief
13:1	92-9257	1	Seal Kit
13:1:1	92-9255	1	O-Ring
13:1:2	92-9256	1	Washer-Backup
13:1:3	92-9254	1	O-Ring
14	99-8593	1	Ring-Retaining

☆ Not serviced separately



Sheet No.:C1

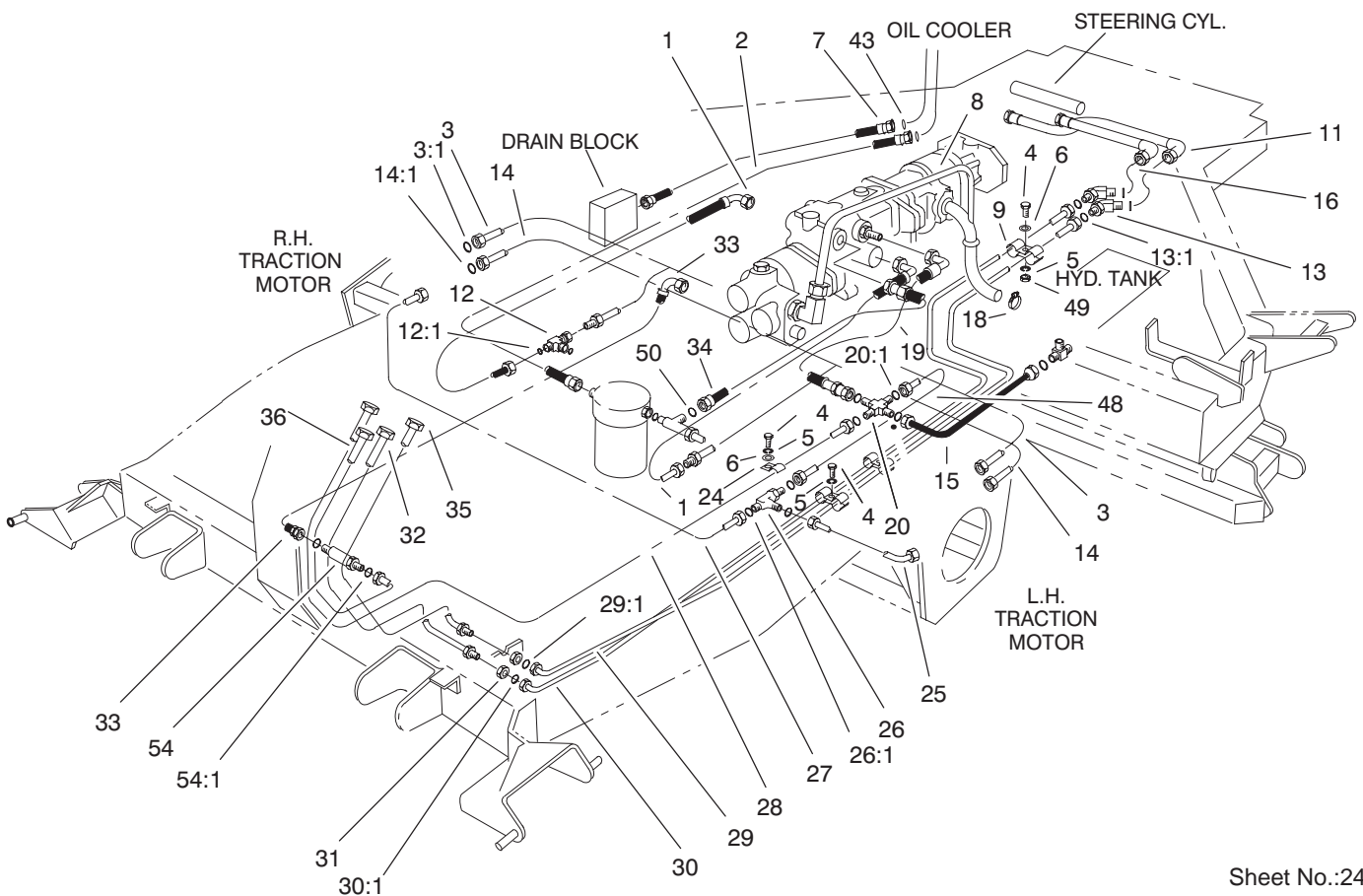
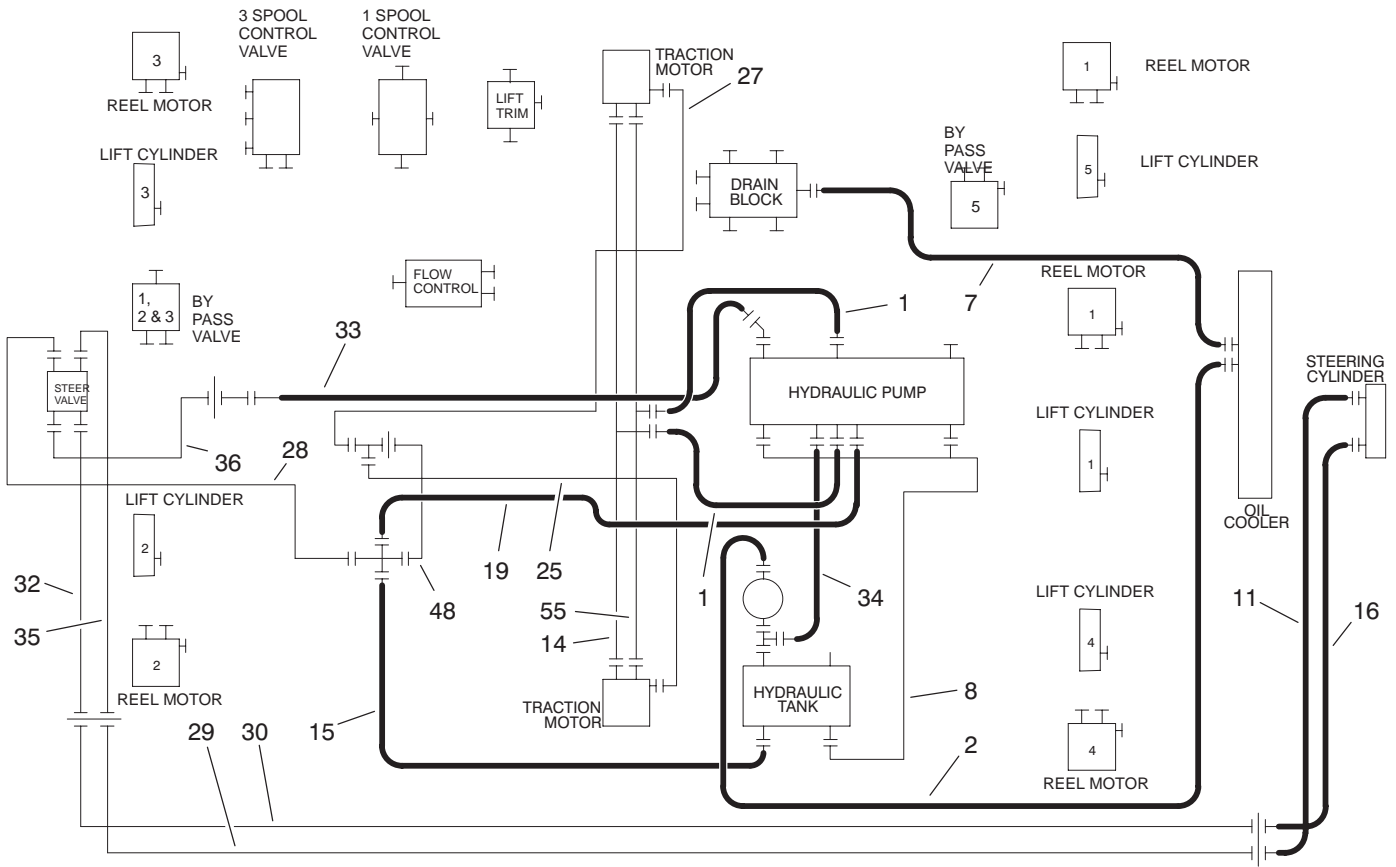
T-3679

Variable Piston Pump Assembly No. 99-6494

Ref. No.	Part No.	Qty.	Description
1	60-6190	1	O-Ring
2	95-6050	2	Pin-Dowel
3	60-6250	2	Washer
4	60-6260	1	Ring
5	60-6270	2	Ring
6	60-6330	4	Screw
10	60-6120	1	Cover-Seal
11	60-6010	1	Cover-Trunnion
12	99-8702	1	O-Ring
13	60-5990	1	Race
14	60-6110	2	Bearing
15	60-6130	1	Gasket
16	60-6160	2	Race
17	60-6170	1	Bearing-Thrust
18	60-6230	2	Screw-HH
19	60-6220	2	Screw-HH
20	60-6300	1	Seal
21	42-2720	1	Seal-External
22	68-6460	2	Relief Valve Kit
22:1	70-1240	1	Plug ASM
22:1:1	60-5980	1	O-Ring
22:2	99-8700	1	Spring
23	99-8703	1	Housing ASM
23:1	63-4390	1	Bearing-Needle
25	99-8705	1	Backplate ASM
25:1	60-6050	1	Bearing

Ref. No.	Part No.	Qty.	Description
25:2	60-6060	1	Cartridge
25:3	60-6070	1	Poppet
25:4	60-6080	1	Ring
25:5	60-6090	1	Spring
25:6	39-2080	1	Tow Valve ASM
25:6:1	60-6290	1	O-Ring
26	99-8704	1	Plate-Valve
27	60-6140	1	Shaft
28	60-6020	1	Camplate
29	60-6200	1	Adapter
29:1	33-4990	1	Poppet
29:2	39-2140	1	Spring
29:3	39-2130	1	Retainer-Spring
29:4	60-6150	1	Bearing
30	99-8706	1	Gerotor-Inner
31	99-8707	1	Gerotor-Outer
32	60-6280	1	Plug
32:1	60-6290	1	O-Ring
34	60-6320	1	Key
35	99-8708	1	O-Ring
36	60-6240	1	Washer
37	60-6310	1	Key
38	3256-73	4	Washer-Flat
39	95-6056	1	Seal Kit
40	99-8701	1	Rotating Kit

Hydraulic Circuit – Traction and Steering Circuit

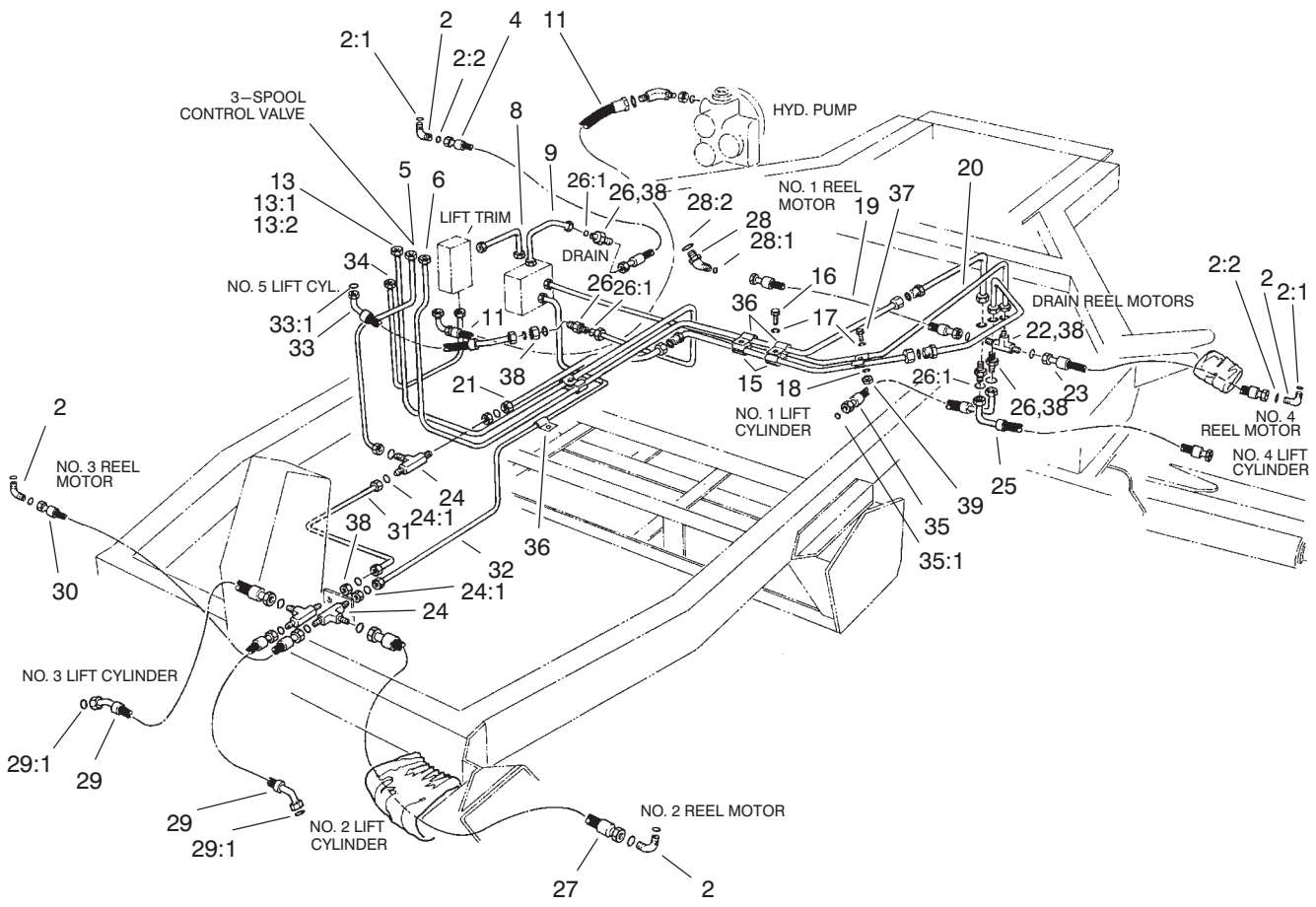
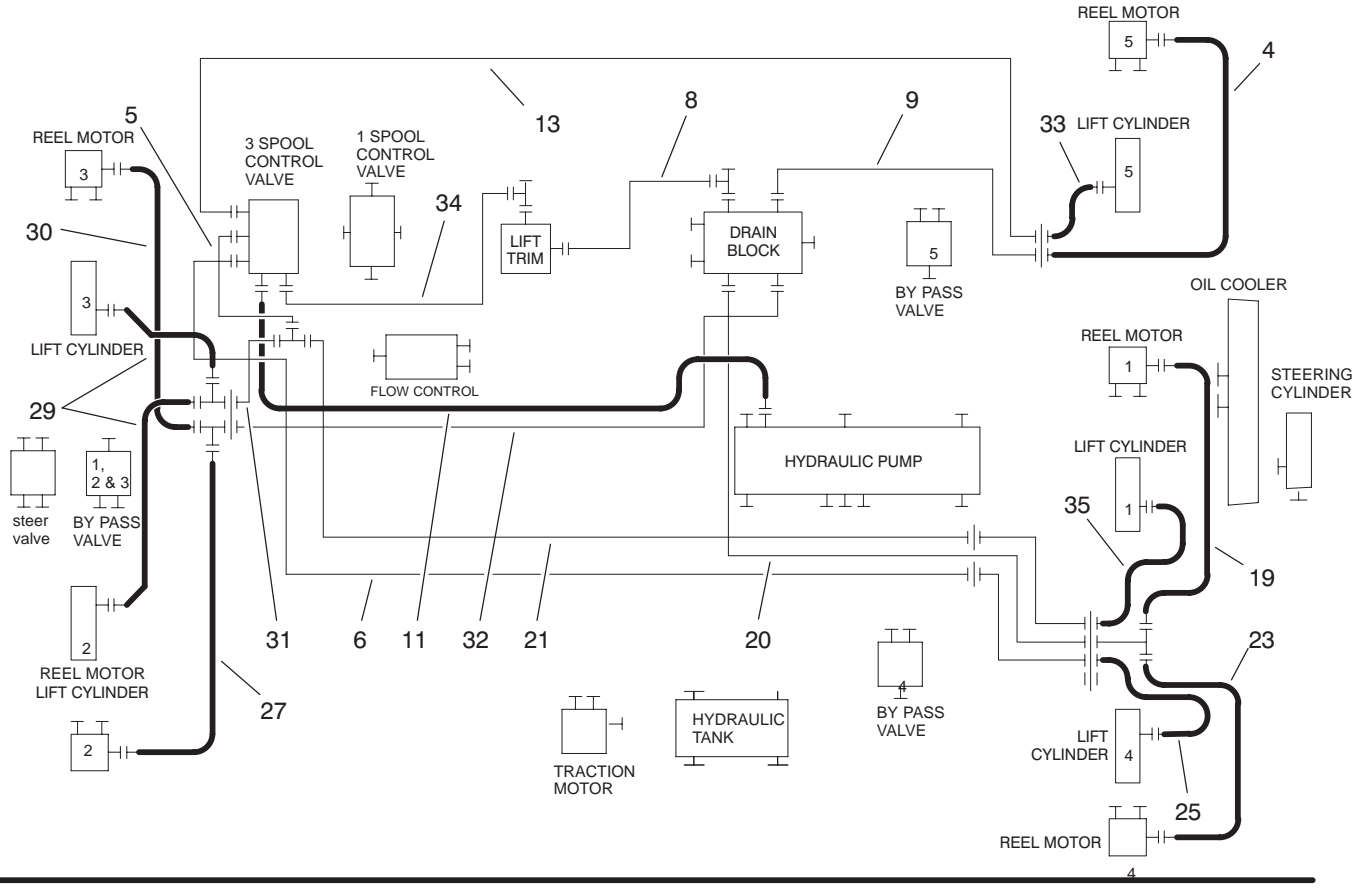


Hydraulic Circuit – Traction and Steering Circuit

Ref. No.	Part No.	Qty.	Description
1	58-5860	2	Hose ASM
2	75-8200	1	Hose-Filter/Cooler
3	92-5677	1	Tube-Traction (only on: 03707)
3	92-9202	2	Tube-Traction (only on: 03706)
3:1	237-58	1	O-Ring
4	33113-025	5	Screw-HH
5	43-5930	5	Washer-Spring
6	33093-00	7	Washer-Flat
7	75-8210	1	Hose-Manifold/Cooler
8	60-1900	1	Tube
9	58-3880	4	Clamp-Double
11	98-7415	1	Hose-HYD
12	92-4748	2	Adapter-HYD, Tee (only on: 03707)
12:1	237-58	2	O-Ring (only on: 03707)
13	340-69	2	Elbow-Bulkhead, 45°
13:1	237-22	2	O-Ring
14	92-4726	1	Tube-Traction (only on: 03707)
14:1	237-58	1	O-Ring (only on: 03707)
15	92-5694	1	Hose ASM
16	98-7416	1	Hose-HYD (only on: 03707)
16	98-7414	1	Hose-HYD (only on: 03706)
18	2412-92	2	Clamp-Hose
19	60-1250	1	Hose-Drain, Traction Pump
20	340-23	1	Cross-Union
20:1	237-22	4	O-Ring
24	60-1360	1	Clamp-Single
25	58-4790	1	Tube-Steel
26	340-68	1	Fitting-Tee, Bulkhead
26:1	237-22	3	O-Ring
27	58-4860	1	Tube-Steel
28	74-2820	1	Tube ASM
29	98-3843	1	Tube-Steel, RH Steer
29:1	237-22	1	O-Ring
30	98-1262	1	Tube-Steel, LH Steer
30:1	237-22	1	O-Ring
31	340-70	6	Nut-Lock
32	74-2780	1	Tube ASM
33	58-5720	1	Hose ASM
34	58-5870	1	Hose ASM
35	74-2810	1	Tube ASM
36	74-2790	1	Tube ASM
43	340-65	2	O-Ring
48	58-4710	1	Tube-Steel
49	48-7890	2	Nut
50	237-30	1	O-Ring
54	340-71	1	Fitting-Straight, Bulkhead
54:1	237-22	2	O-Ring

Ref. No.	Part No.	Qty.	Description

Hydraulic Circuit – Lift Arm

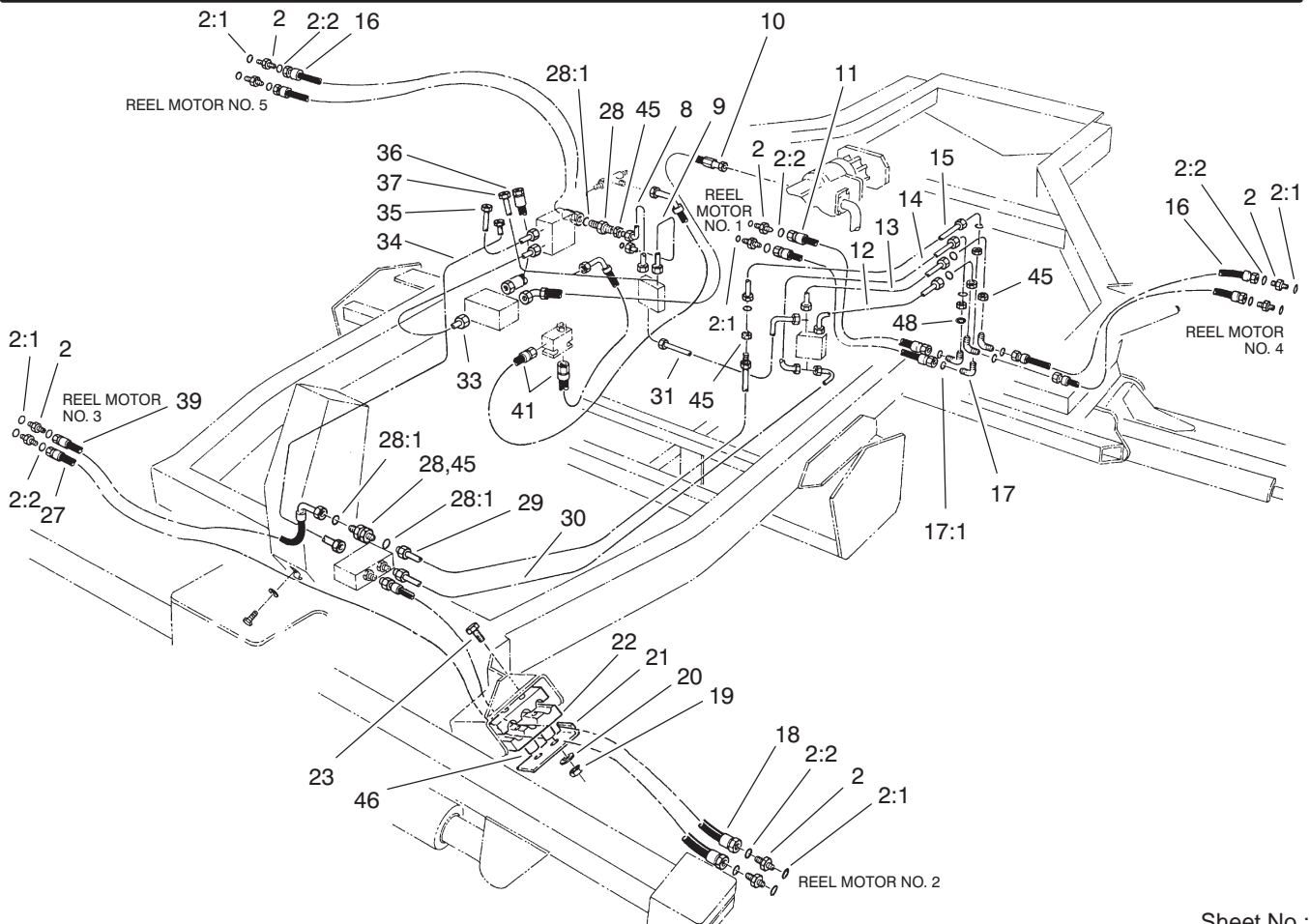
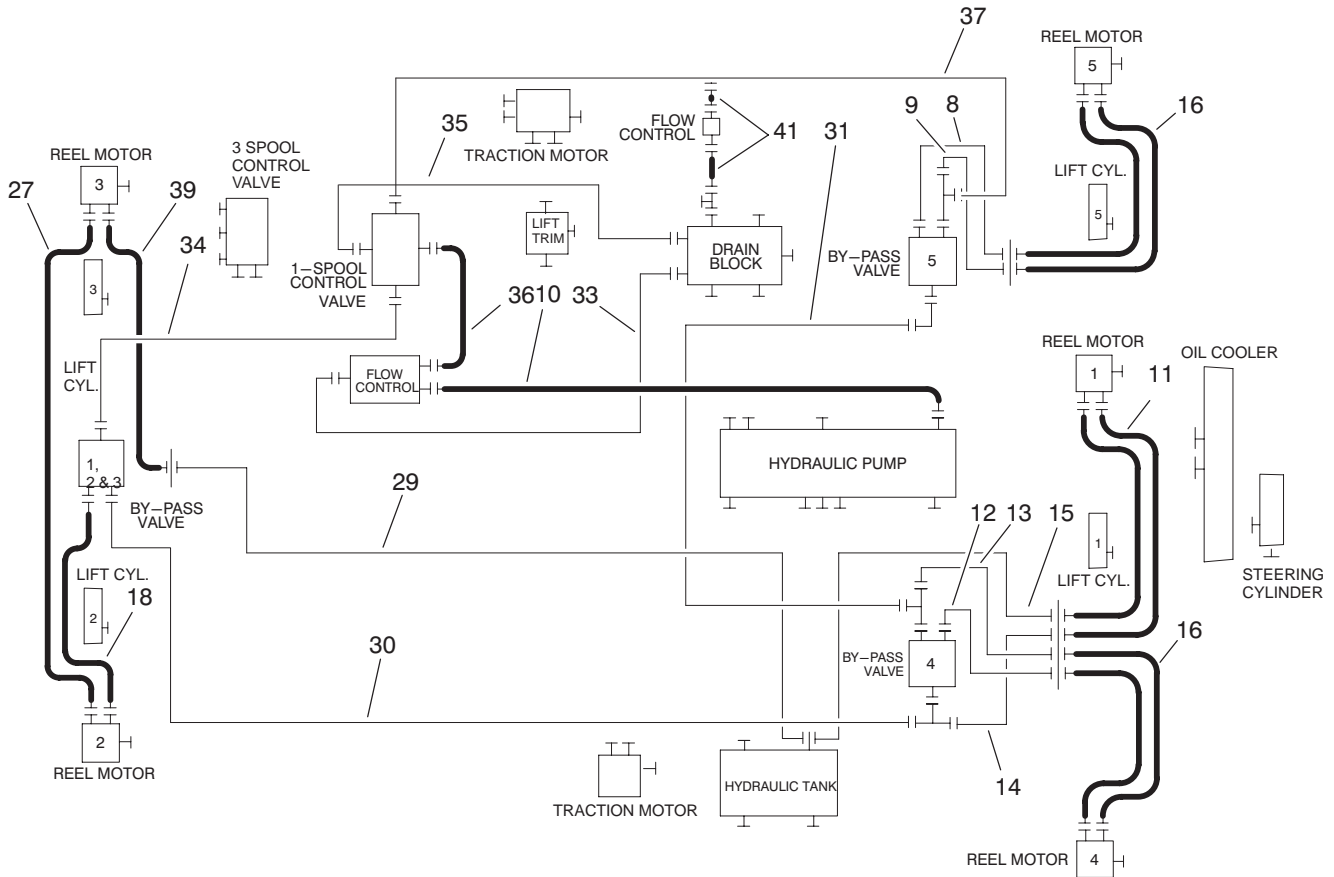


Hydraulic Circuit – Lift Arm

Ref. No.	Part No.	Qty.	Description	Ref. No.	Part No.	Qty.	Description
2	340-77	4	Fitting-HYD, 90°				
2:1	237-22	1	O-Ring				
2:2	237-42	1	O-Ring				
4	98-7413	1	Hose ASM				
5	58-4750	1	Tube-Steel				
6	93-1404	1	Tube-Steel				
8	63-4680	1	90° Tube ASM				
9	58-4780	1	Tube-Steel				
11	58-5710	1	Hose ASM				
13	68-6370	1	HYD Tube Kit				
13:1	68-6380	1	Tube ASM				
13:2	68-6390	1	Tube ASM				
15	58-3880	5	Clamp-Double				
16	33113-050	2	Screw-HH				
17	43-5930	3	Washer-Spring				
18	33093-00	8	Washer-Flat				
19	98-7408	1	Hose ASM				
20	58-4850	1	Tube-Steel				
21	68-6270	1	HYD Tube Kit				
*21:1	68-6280	1	Tube ASM				
*21:2	68-6290	1	Tube ASM				
*21:3	68-6300	1	Tube ASM				
22	60-2180	1	Adaptor				
23	98-7406	1	Hose ASM				
24	340-68	3	Fitting-Tee, Bulkhead				
24:1	237-22	3	O-Ring				
25	98-7411	1	Hose ASM				
26	340-71	4	Fitting-Straight, Bulkhead				
26:1	237-22	2	O-Ring				
27	98-7410	1	Hose ASM				
28	340-87	1	Fitting-HYD, 45°				
28:1	237-22	1	O-Ring				
28:2	237-42	1	O-Ring				
29	98-7409	2	Hose ASM				
29:1	237-22	1	O-Ring				
30	98-7407	1	Hose ASM				
31	58-4760	1	Tube-Steel				
32	58-4880	1	Tube-Steel				
33	98-7412	1	Hose ASM				
33:1	237-22	1	O-Ring				
34	58-4870	1	Tube-Steel				
35	98-7405	1	Hose ASM				
35:1	237-22	1	O-Ring				
36	60-1360	3	Clamp-Single				
37	33113-025	5	Screw-HH				
38	340-70	8	Nut-Lock				
39	48-7890	3	Nut				

* Not illustrated

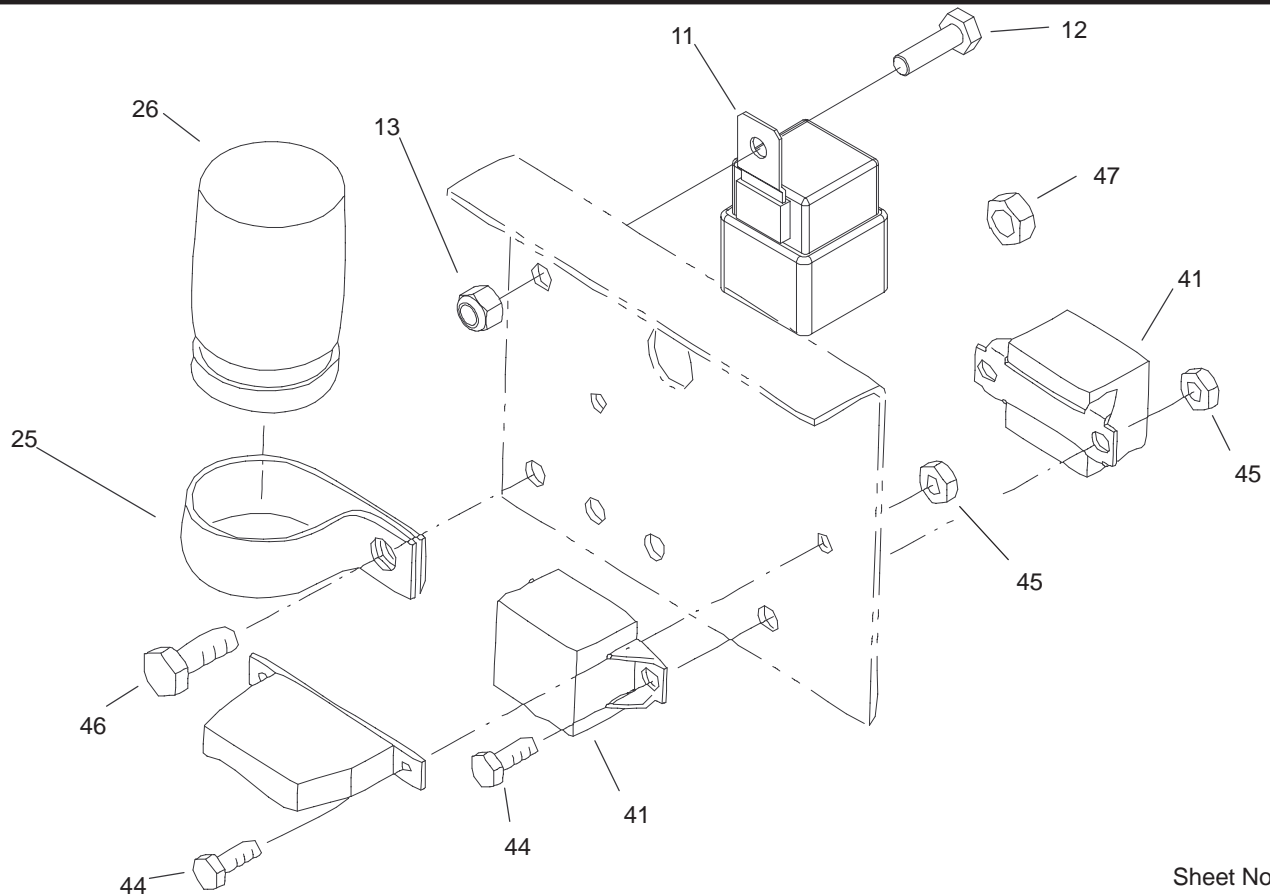
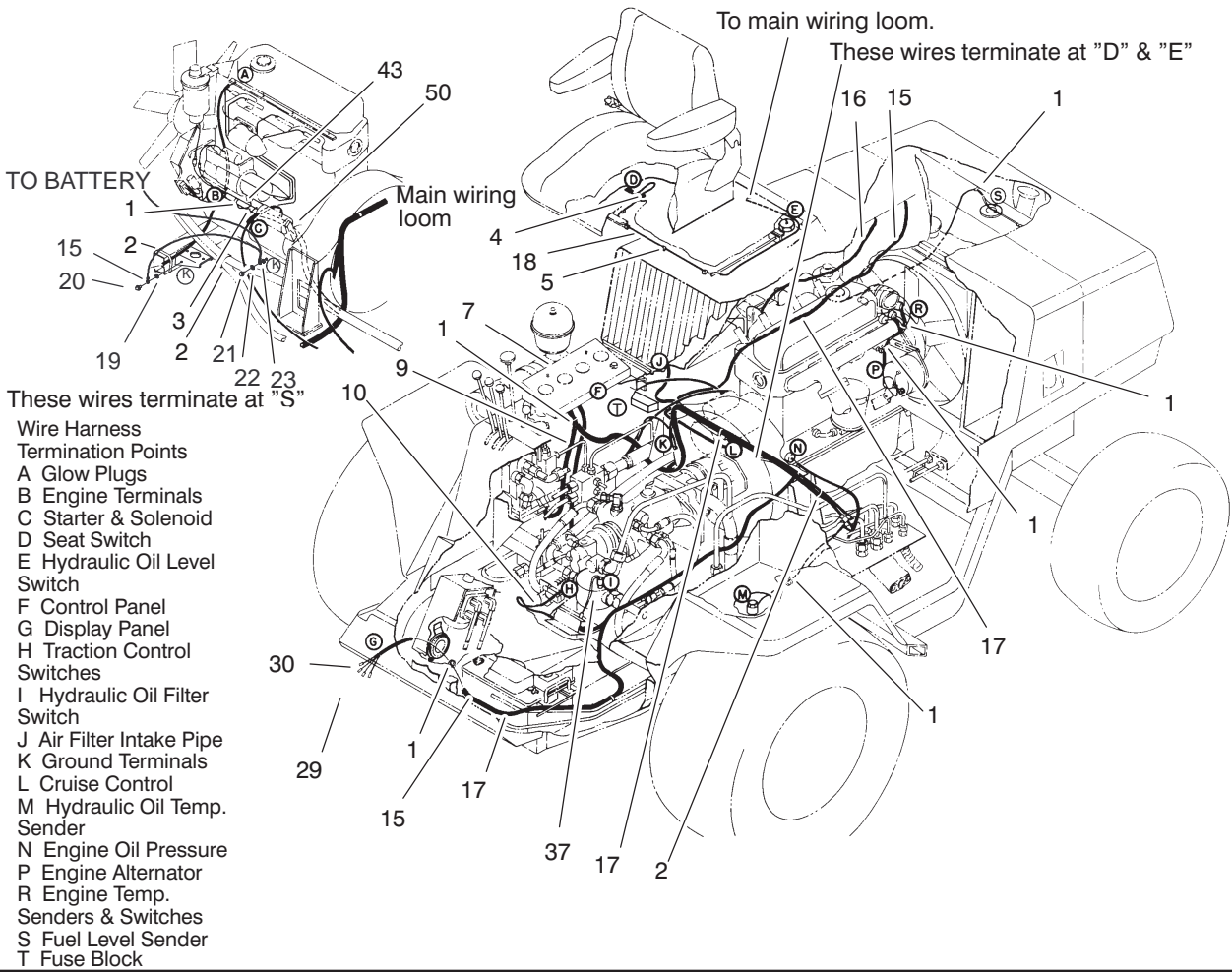
Hydraulic Circuit – Cutting Unit



Hydraulic Circuit – Cutting Unit

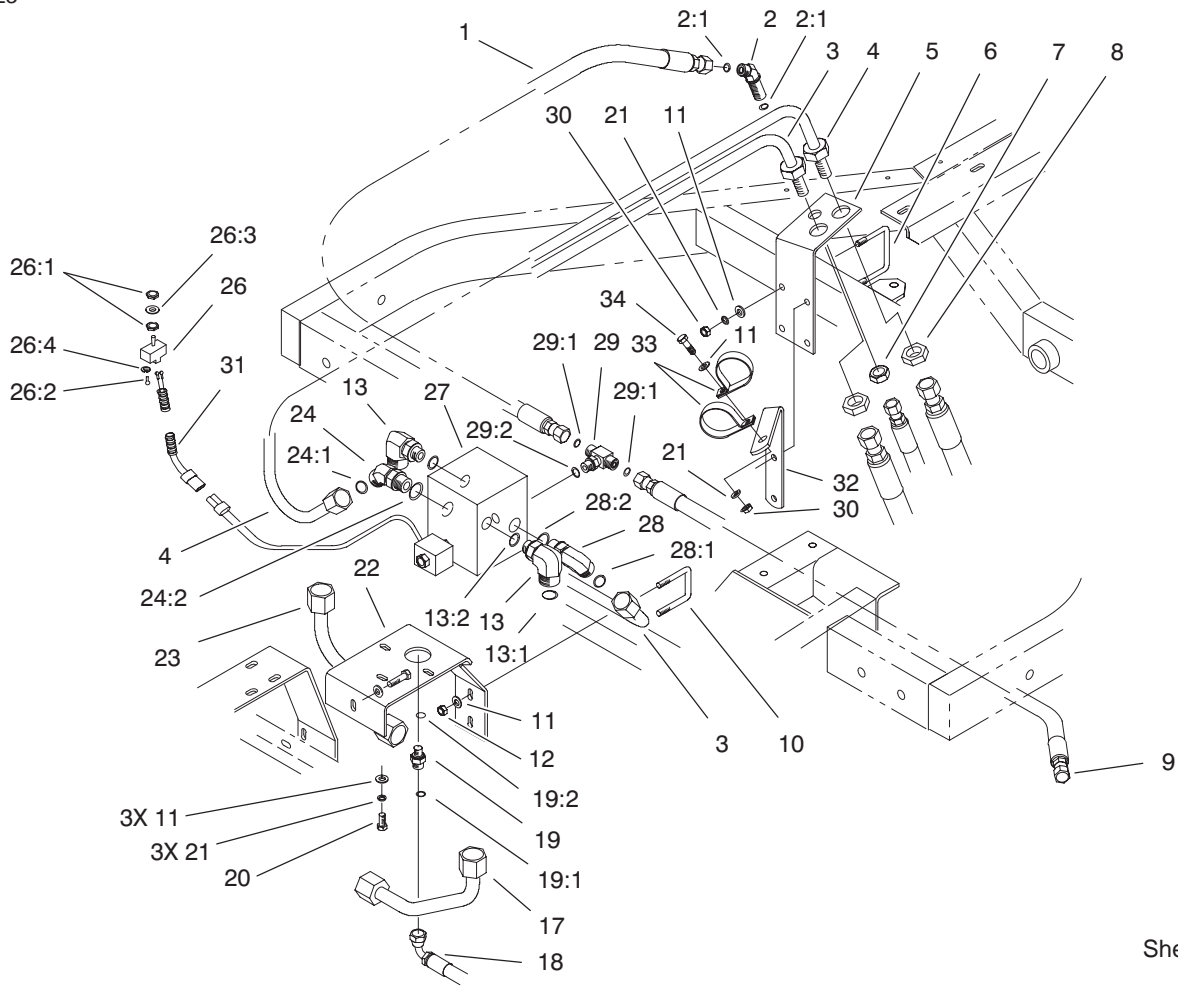
Ref. No.	Part No.	Qty.	Description	Ref. No.	Part No.	Qty.	Description
2	340-8	10	Adapter				
2:1	237-65	1	O-Ring				
2:2	237-81	1	O-Ring				
8	58-4960	1	Tube-Steel				
9	58-4970	1	Tube-Steel				
10	58-5730	1	Hose ASM				
11	98-7404	2	Hose ASM				
12	58-5060	1	Tube-Steel				
13	58-5000	1	Tube-Steel				
14	58-5020	1	Tube-Steel				
15	58-5040	1	Tube-Steel				
16	98-7403	4	Hose ASM				
17	340-72	4	Fitting-HYD, Bulkhead, 90°				
17:1	237-65	2	O-Ring				
18	98-7400	1	Hose ASM				
19	3296-8	4	Nut-Lock, NI				
20	3256-16	4	Washer-Flat				
21	74-2750-03	2	Retainer				
22	74-2710	4	Clamp-Hose				
23	321-14	4	Screw-HH				
27	98-7401	1	Hose ASM				
28	340-76	3	Fitting-Bulkhead Union, Straight				
28:1	237-65	2	O-Ring				
29	58-4990	1	Tube-Steel				
30	58-5070	1	Tube-Steel				
31	58-4950	1	Tube-Steel				
33	58-5050	1	Tube-Steel				
34	58-5030	1	Tube-Steel				
35	58-4980	1	Tube-Steel				
36	60-3340	1	Hose ASM				
37	63-4710	1	Tube ASM				
39	98-7402	1	Hose ASM				
41	60-1250	2	Hose-Drain, Traction Pump				
45	340-74	8	Locknut-Bulkhead				
46	74-2730	4	Tube				
48	3254-21	2	Washer-Lock/Int				

Electrical System Diagram



Electrical System Diagram

Ref. No.	Part No.	Qty.	Description	Ref. No.	Part No.	Qty.	Description
1	3290-378	29	Tie-Cable				
2	3290-379	5	Tie-Cable				
3	2412-109	1	Clip-J				
4	237-100	1	Grommet				
5	104-5232	4	Clip-Wire				
7	105-9279	1	Harness-Wire, Control Panel				
9	82-9790	1	Harness				
10	104-5205	1	Harness-Wire, Micro Switch				
11	99-7430	1	Relay				
12	321-5	1	Screw-HH				
13	3296-42	1	Nut-Lock, NI				
15	106-7053	1	Cable-Battery, Negative				
16	104-0086	1	Cable-Battery, Positive				
17	106-7052	1	Harness, Wire				
18	82-9750	1	Harness				
19	3255-8	1	Washer-Lock				
20	32144-14	1	Screw-HWH				
21	43-0090	1	Screw-HH				
22	42-9600	1	Lockwasher-Spring				
23	3255-9	1	Washer-Lock/Ext				
25	2412-74	1	R-Clamp				
26	37-2690	1	Capacitor				
26:1	3252-18	2	Screw				
26:2	3254-1	2	Washer-Lock, Internal				
29	82-9230	2	Harness				
30	98-3819	1	Harness-Wire, Light Cluster				
37	86-5990	1	Harness-Filter				
41	66-8800	2	Relay				
44	32105-13	4	Screw-SHH				
45	3296-2	4	Nut-Lock				
46	321-4	1	Screw-HH				
47	3296-42	1	Nut-Lock, NI				
50	99-3441	1	Harness-Wire, Fusible Link				

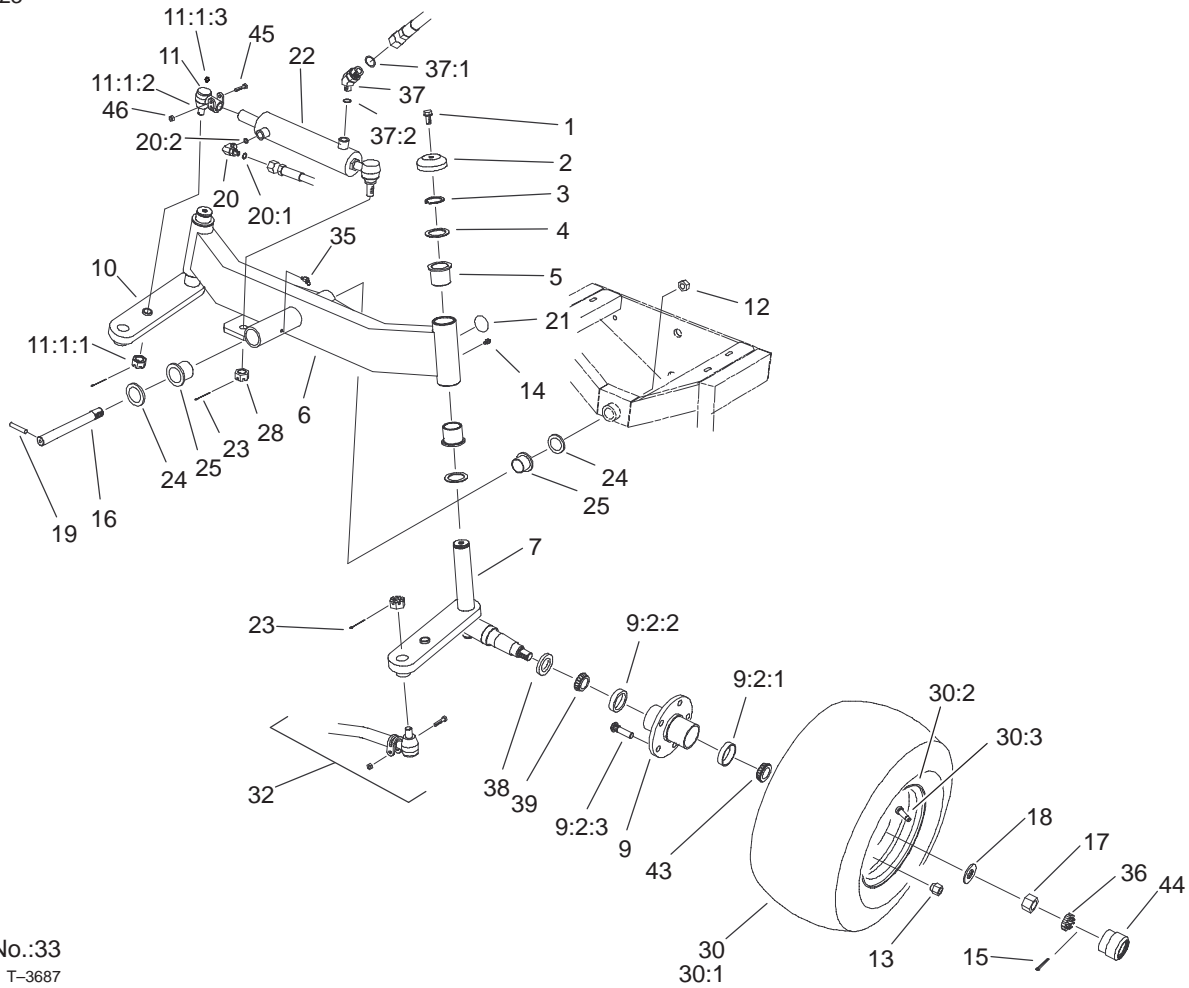


Sheet No.:28
T-3685

4 Wheel Drive Hydraulic Plumbing Assembly (only on: 03707)

Ref. No.	Part No.	Qty.	Description
1	92-5691	1	Hose ASM
2	340-69	1	Elbow-Bulkhead, 45°
2:1	237-22	2	O-Ring
3	92-5690	1	Reverse Tube ASM
4	92-5689	1	Forward Tube ASM
5	92-5693-01	1	Bracket-Bulkhead
6	92-5692	2	U-Bolt
7	340-70	1	Nut-Lock
8	340-74	2	Locknut-Bulkhead
9	92-4725	1	Hose ASM
10	66-5560	1	U-Bolt
11	3256-23	10	Washer-Flat
12	3296-29	2	Nut-Lock, NI
13	92-5696	2	Fitting-HYD, 90°
13:1	237-58	1	O-Ring
13:2	237-79	1	O-Ring
17	92-4728	1	Tube-Front
18	92-5687	1	Hose ASM
19	340-88	1	Adapter
19:1	237-22	1	O-Ring
19:2	237-78	1	O-Ring
20	322-3	3	Screw-HH
21	3253-4	8	Washer-Lock
22	86-6460-01	1	Bracket-Block

Ref. No.	Part No.	Qty.	Description
23	92-4727	1	Tube-Rear
24	340-14	1	Fitting-HYD, 45°
24:1	237-65	1	O-Ring
24:2	237-80	1	O-Ring
26	69-9740	1	Switch
26:1	218-498	2	Locknut-Hex
26:2	218-588	3	Screw
26:3	218-589	1	Nut/Lockwasher
26:4	3253-19	3	Washer-Lock/Sp
27	92-2982	1	Control Block ASM
28	340-17	1	Fitting-HYD, 90°
28:1	237-65	1	O-Ring
28:2	237-80	1	O-Ring
29	340-94	1	Adapter
29:1	237-22	2	O-Ring
29:2	237-42	1	O-Ring
30	3217-6	5	Nut-Hex
31	3290-378	1	Tie-Cable
32	99-8741-01	1	Bracket-Support, Hose
33	2412-107	2	Clamp-R
34	322-45	1	Screw-HH

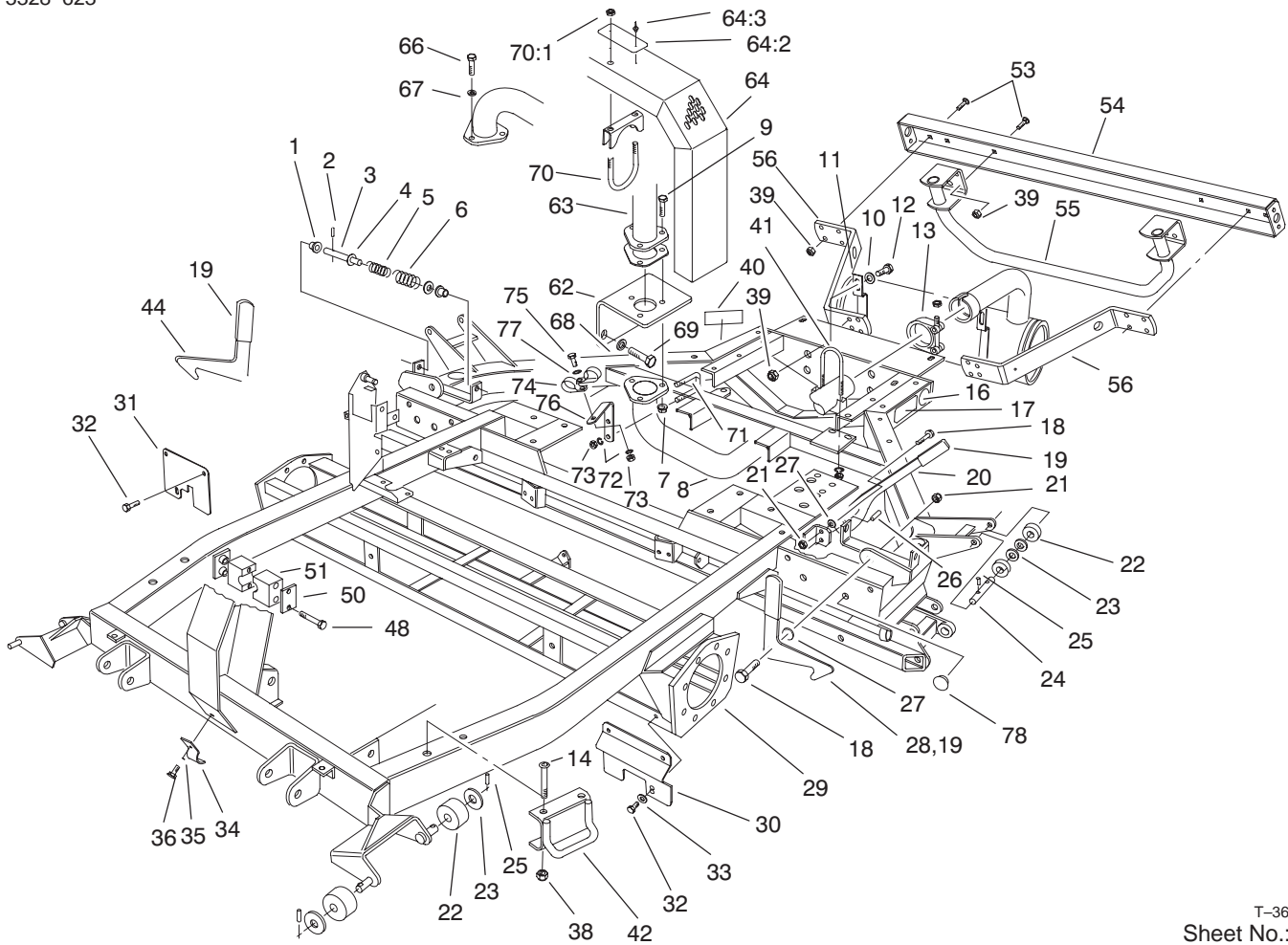


Sheet No.:33
T-3687

Steering Axle Assembly (only on: 03706)

Ref. No.	Part No.	Qty.	Description
1	3234-12	2	Screw-HHF
2	69-8890	2	Cap-Spindle
3	32151-10	2	Ring-Snap
4	256-304	4	Washer-Thrust
5	69-6470	4	Bushing-Castor
6	82-9850-03	1	Axle-Rear
7	93-0311-03	1	Spindle-Wheel, LH
9	69-2960-03	2	Hub Sub ASM
9:2:1	254-107	1	Cup-Bearing, Tapered
9:2:2	254-72	1	Bearing-Cup, Tapered
9:2:3	69-2990	5	Stud-Wheel
10	93-0310-03	1	Spindle-Wheel, RH
11	69-9810-03	1	Ball Joint ASM
11:1:1	105-7941	1	Nut-Hex, Slotted
11:1:2	106-5984	1	Seal
11:1:3	302-5	1	Fitting-Grease
12	3296-49	1	Nut-Lock, NI
13	23-7270	10	Nut-Wheel
14	302-5	2	Fitting-Grease
15	3272-13	2	Pin-Cotter
16	82-9210	1	Shaft-Pivot
17	3220-7	2	Nut-Jam
18	93-0309	2	Washer-Tab
19	60-3670	1	Pin
20	340-97	1	Fitting-HYD, 90°
20:1	237-22	1	O-Ring

Ref. No.	Part No.	Qty.	Description
20:2	237-78	1	O-Ring
21	58-6520	2	Decal-Grease
22	77-4800	1	Cylinder-HYD
23	3272-12	4	Pin-Cotter
24	48-6660	2	Washer
25	48-6640	2	Bearing
28	32136-13	2	Nut-SHH
30	69-9870	2	Wheel ASM
30:1	69-9880	1	Tire
30:2	217-116	1	Rim-Wheel
30:3	232-27	1	Stem-Valve
32	82-9260-03	1	Tie Rod ASM
35	302-11	1	Fitting-Lube, 45°
36	93-0307	2	Nut-Lock, Retainer
37	340-54	1	Elbow-45°
37:1	237-22	1	O-Ring
37:2	237-78	1	O-Ring
38	69-2980	2	Seal
39	254-106	2	Cone-Bearing, Tapered
43	254-92	2	Cone-Bearing, Outer
44	69-2970	2	Cap-Hub
45	3210-7	1	Screw-HH
46	32152-5	1	Nut-Conelock



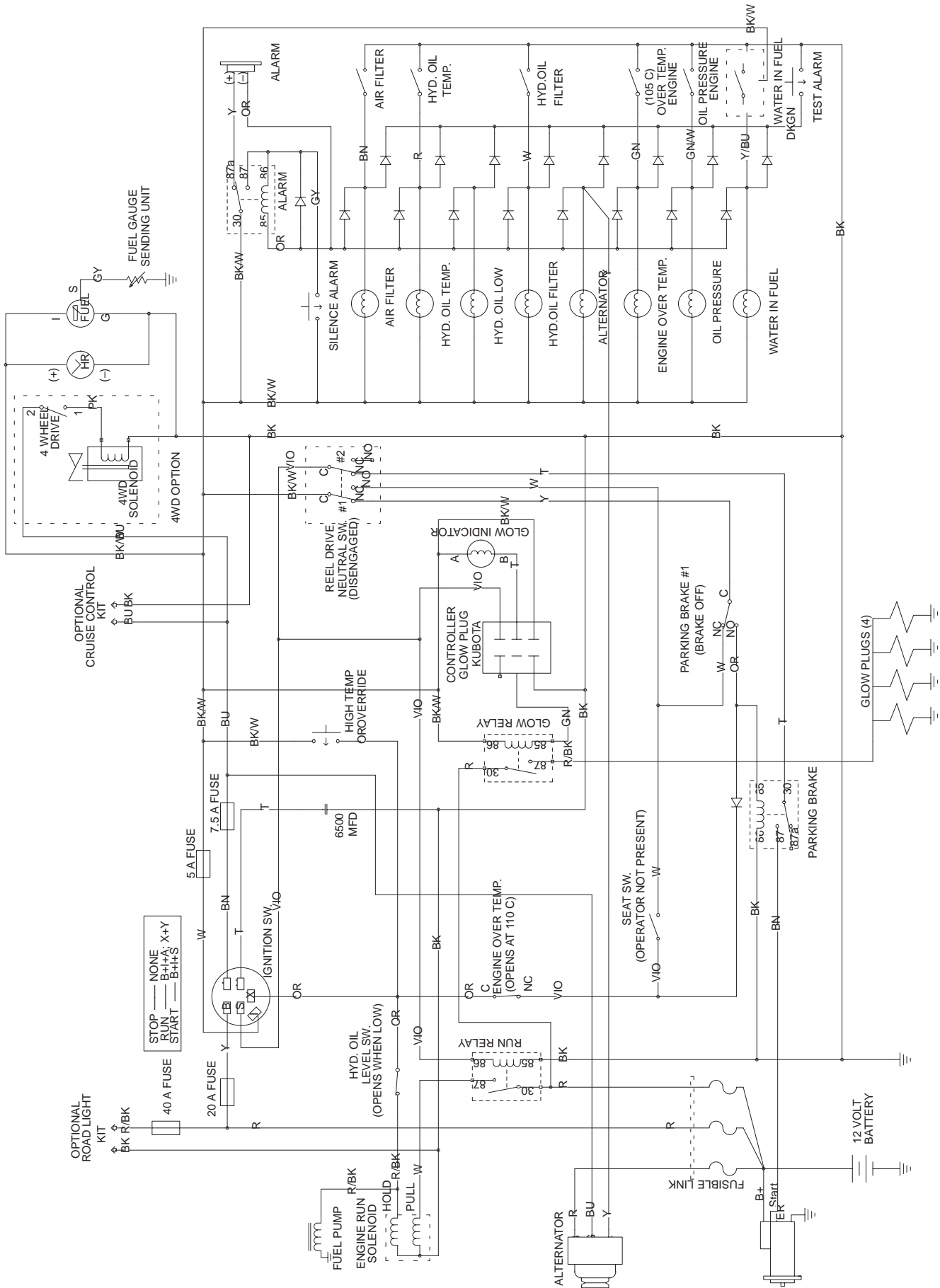
T-3689
Sheet No.:34

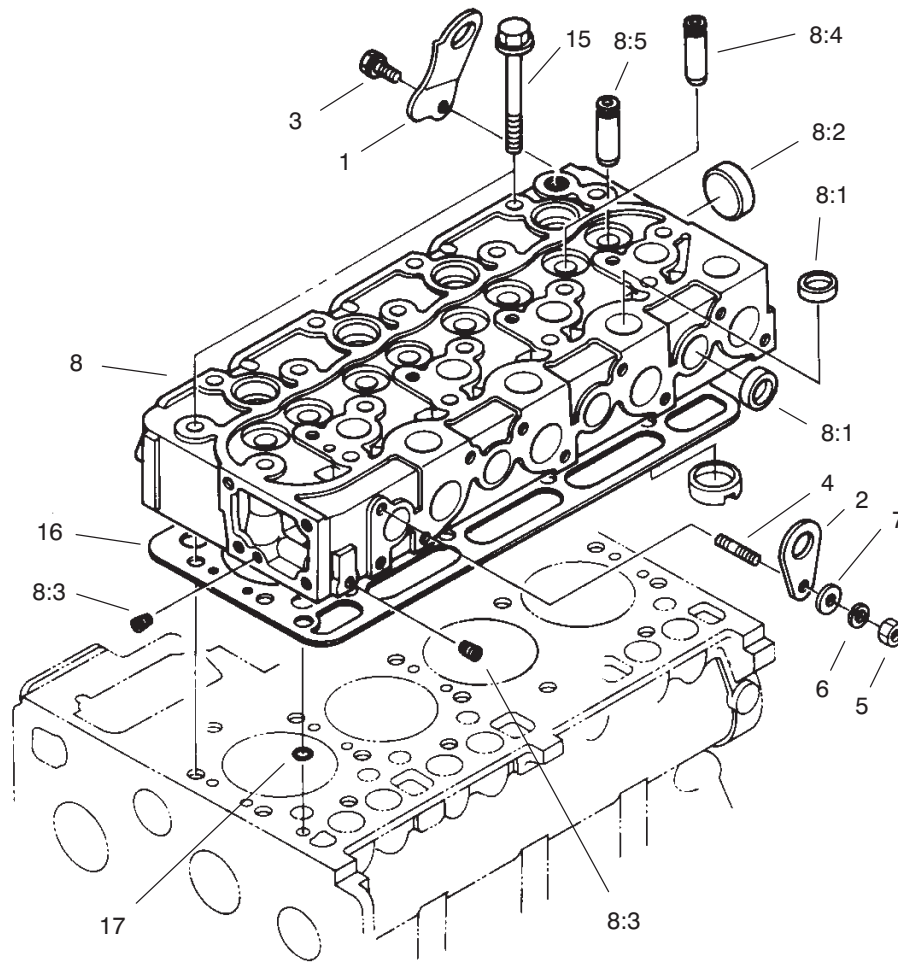
Frame and Muffler Assembly (only on: 03706)

Ref. No.	Part No.	Qty.	Description
1	58-2800	4	Bushing
2	60-3720	2	Pin-Roll
3	58-2810	2	Rod
4	3256-7	4	Washer-Flat
5	48-6780	2	Spring-Compression
6	60-1240	2	Spring
7	3296-29	3	Nut-Lock, NI
8	98-1230-03	1	Tube-Lower
9	322-7	3	Screw-HH
10	3256-24	4	Washer-Flat
11	74-2850	1	Silencer ASM
12	323-9	4	Screw-HH
13	2412-132	1	Clamp
14	3289-25	4	Screw-SFH
16	58-6520	3	Decal-Grease
17	93-9405	2	Decal-Pressure, Air
18	33116-030	3	Screw-HH
19	48-7080	3	Grip-Plastic
20	86-6570-03	1	Latch
21	51-2070	3	Nut
22	82-4910	8	Roller
23	51-2060	8	Washer
24	60-0160	2	Pin
25	60-2110	8	Pin
26	48-8830	1	Pin-Expansion
27	48-8850	3	Spring-Disc

Ref. No.	Part No.	Qty.	Description
28	86-6590-03	1	Latch-LH
29	94-8268-01	1	Frame
30	60-4190-03	1	Shield-Grass, LH
31	60-4200-03	1	Shield-Grass, RH
32	48-6900	6	Screw
33	33093-00	2	Washer-Flat
34	60-2080	1	Clamp-Hose
35	42-9850	1	Washer-Lock, Spring
36	48-7680	1	Screw-HH
38	3296-23	4	Nut-Lock, NI
39	3296-39	16	Nut-Lock, NI
40	88-6700	1	Decal-Ansi
41	76-3560	1	Clamp
42	92-4768-03	2	Tiedown
44	86-6580-03	1	Latch-RH
48	321-9	2	Screw-HH
50	82-2980	1	Plate-Cover
51	82-2990	2	Clamp-Half
53	3231-25	12	Screw-CARR
54	92-6052-03	1	Bumper-Rear
55	92-6050-03	1	Guard ASM
56	92-6051-03	2	Bracket-Bumper
62	98-1246-03	1	Bracket-Exhaust
63	98-1231-03	1	Tube-Upper
64	98-7890	1	Shield-Exhaust
64:2	95-0645	1	Plate-Surface, Hot

Electrical Schematic

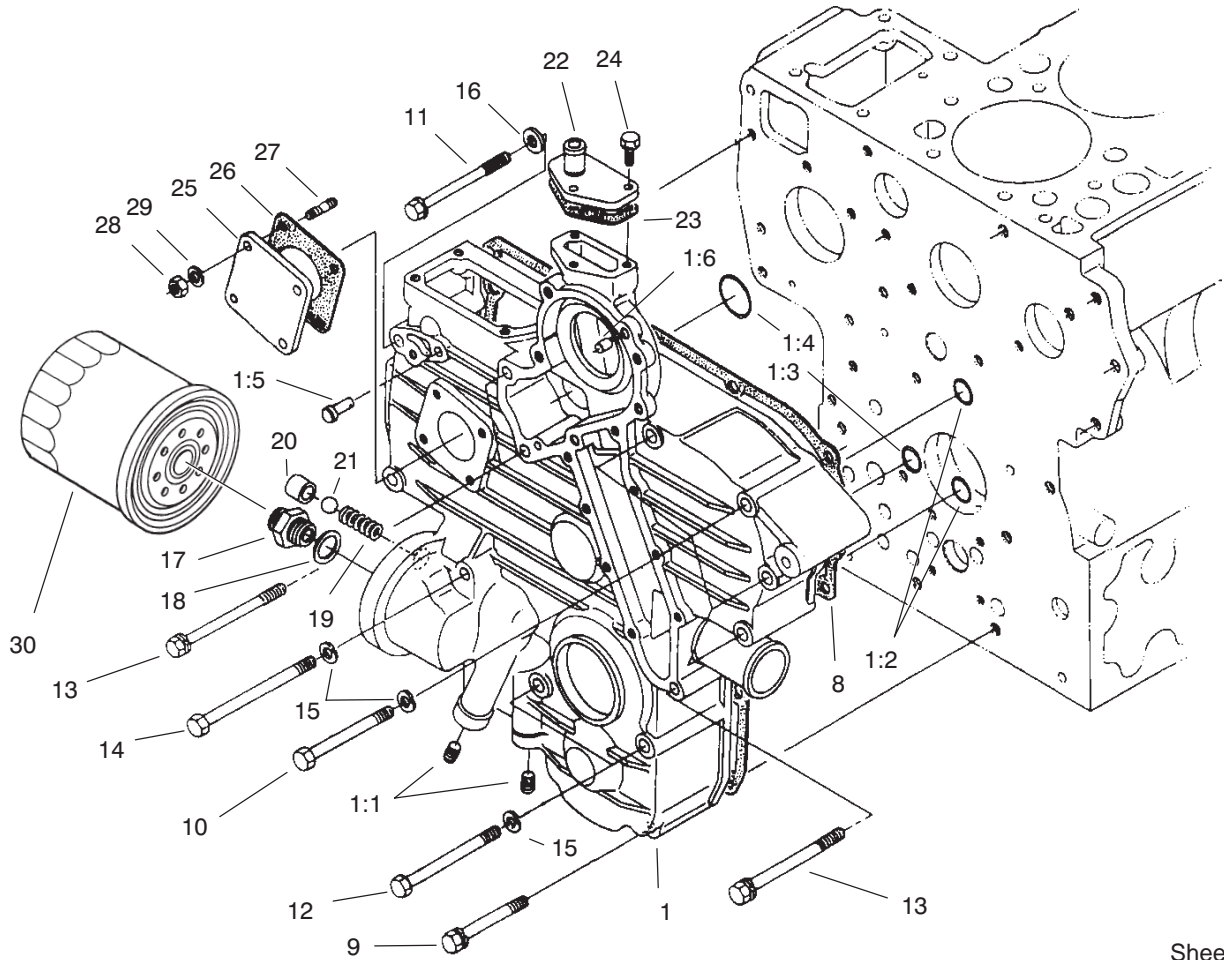




Sheet No.:64

Cylinder Head Assembly

Ref. No.	Part No.	Qty.	Description	Ref. No.	Part No.	Qty.	Description
1	98-7530	1	Hook-Engine				
2	98-7531	1	Hook-Engine				
3	98-7526	1	Bolt				
4	98-7533	1	Stud				
5	98-7534	1	Nut				
6	98-7535	1	Washer-Spring				
7	98-7536	1	Washer-Plain				
8	98-7537	1	Head-Cylinder, Complete				
8:1	98-7538	12	Cap-Sealing				
8:2	98-7539	1	Cap-Sealing				
8:3	98-7540	2	Cap-Sealing				
8:4	98-7541	4	Plug				
8:5	98-7542	4	Guide-Valve, Exhaust				
15	98-7543	18	Bolt-Head, Cylinder				
16	98-7544	1	Gasket-Head, Cylinder				
17	98-7509	1	O-Ring				

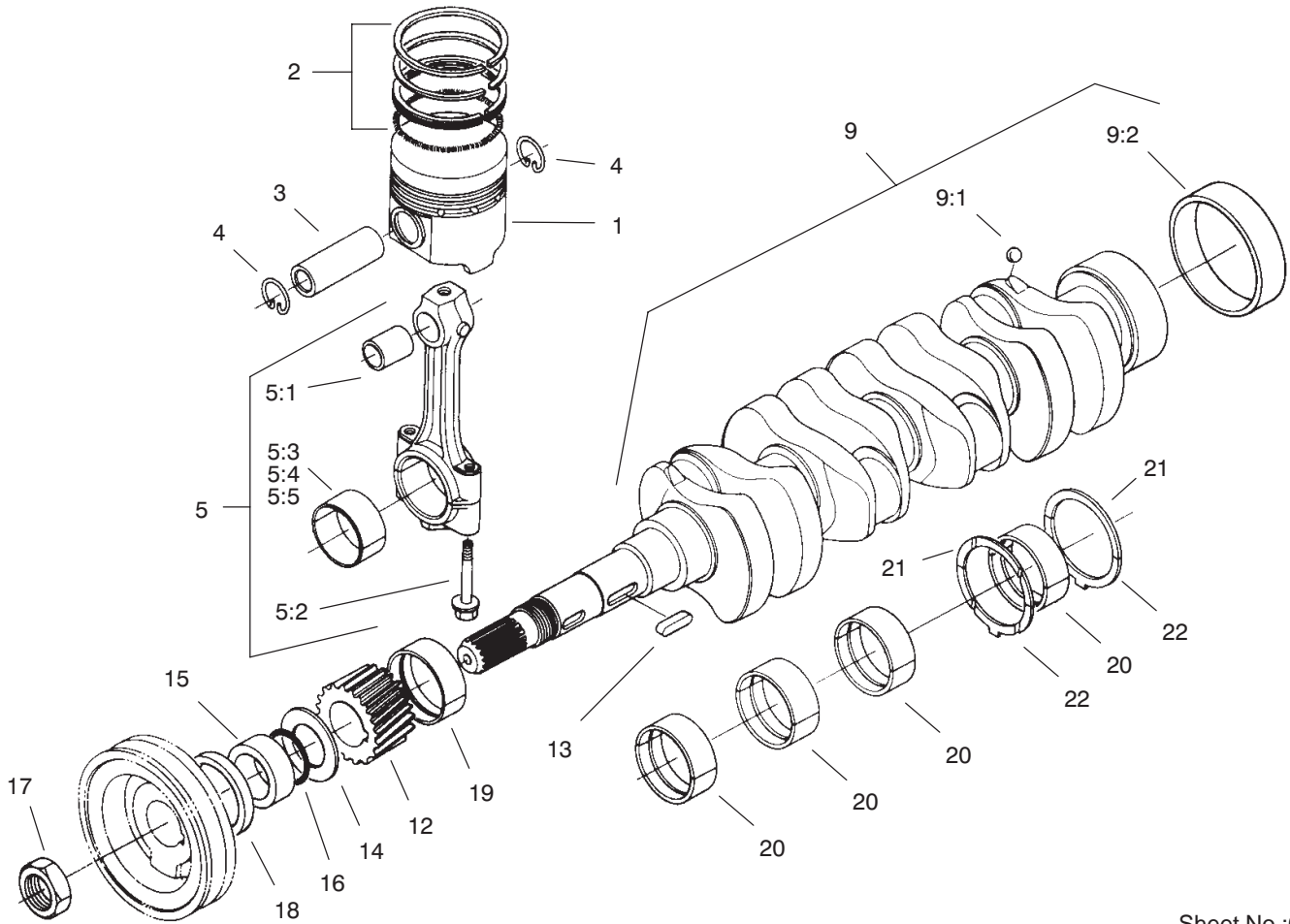


Sheet No.:65

Gear Case Assembly

Ref. No.	Part No.	Qty.	Description
1	98-7545	1	Gear Case Assembly
1:1	98-7546	2	Plug
1:2	98-7547	2	O-Ring
1:3	98-7548	1	O-Ring
1:4	98-7549	1	O-Ring
1:5	98-7550	1	Pin-Spring, Start
1:6	98-7504	2	Pin-Straight
8	98-7552	1	Packing-Case, Gear
9	98-7553	2	Bolt
10	98-7554	5	Bolt
11	98-7555	1	Bolt
12	98-7556	2	Bolt
13	98-7557	3	Bolt
14	98-7558	2	Bolt
15	98-7535	9	Washer-Spring
16	98-7536	1	Washer-Plain
17	98-7561	1	Joint-Pipe
18	98-7562	1	Washer-Plain
19	98-7563	1	Spring
20	98-7564	1	Seat-Valve
21	98-7565	1	Ball
22	98-7566	1	Flange-Return, Water
23	98-7567	1	Gasket
24	98-7568	1	Bolt
25	98-7569	1	Cover
26	98-7570	1	Gasket-Unit, H/Meter

Ref. No.	Part No.	Qty.	Description
27	98-7571	4	Stud
28	98-7572	4	Nut
29	98-7515	4	Washer-Spring
30	98-7431	1	Cartridge-Filter, Oil

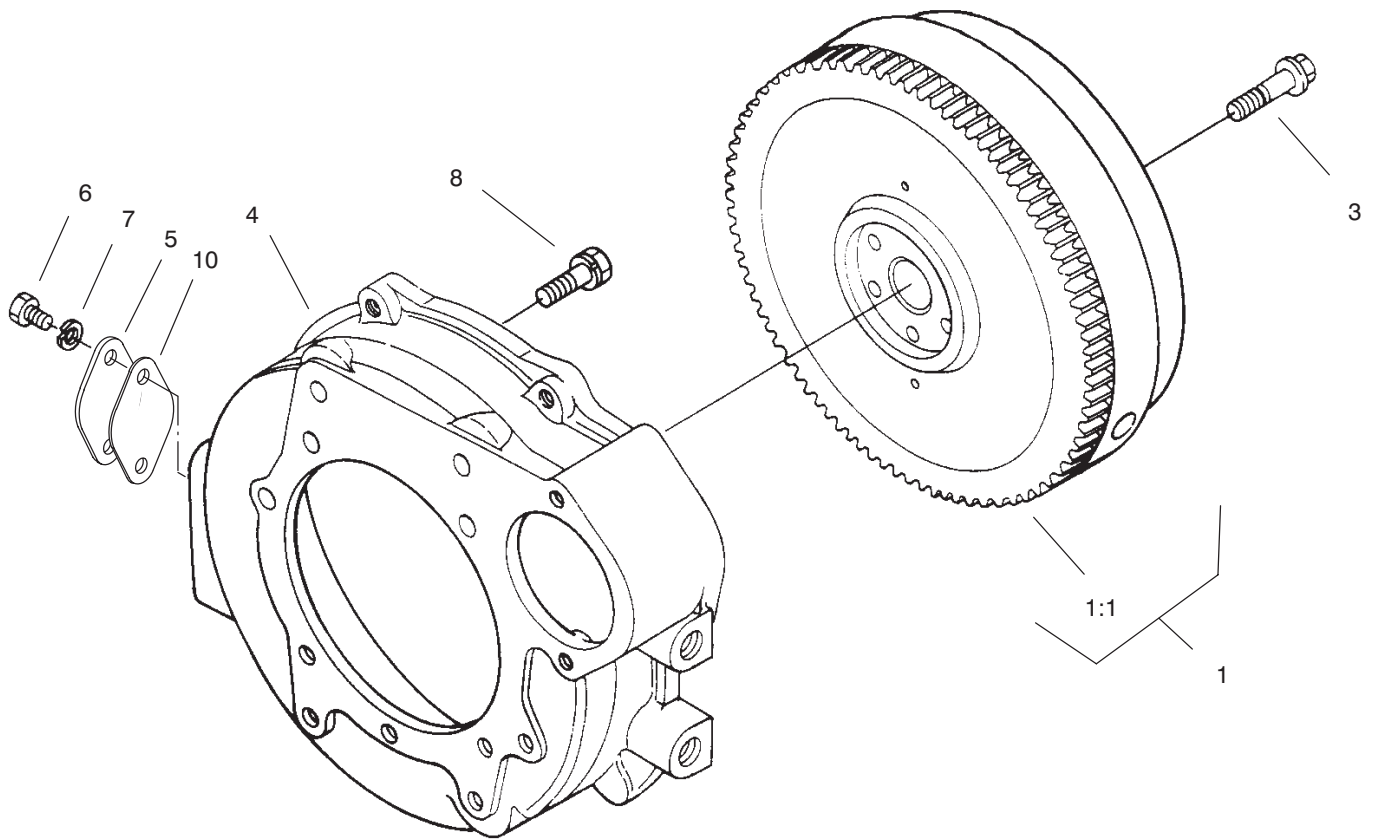


Sheet No.:69

Piston and Crankshaft Assembly

Ref. No.	Part No.	Qty.	Description
1	98-7460	4	Piston
1	98-7461	4	Piston
2	98-7463	4	Piston Ring ASM
2	98-7462	4	Piston Ring ASM
3	98-7464	4	Pin-Piston
4	98-7465	8	Clip-Pin, Piston
5	98-7466	4	Connecting Rod ASM
5:1	98-7467	4	Bushing-Pin, Piston
5:2	98-7468	8	Bolt-Rod, Connecting
5:3	98-7469	4	Metal-Crankpin (STD)
5:4	98-7470	4	Metal-Crankpin (-0.20mm)
5:5	98-7471	4	Metal-Crankpin (-0.40mm)
9	98-7472	1	Crankshaft-Complete
9:1	98-7473	4	Ball
9:2	98-7474	1	Sleeve-Crankshaft
12	98-7475	1	Gear-Crankshaft
13	98-7451	1	Key-Feather
14	98-7476	1	Slinger-Oil
15	98-7477	1	Collar-Crankshaft
16	98-7478	1	O-Ring
17	98-7479	1	Nut-Crankshaft
18	98-7480	1	Seal-Oil
19	98-7481	1	Metal-Crankshaft (STD)

Ref. No.	Part No.	Qty.	Description
19	98-7482	1	Metal-Crankshaft (-0.20mm)
19	98-7483	1	Metal-Crankshaft (-0.40mm)
20	98-7484	1	Metal-Crankshaft (STD)
20	99-6862	1	Metal-Crankshaft (-0.20mm)
20	99-6863	1	Metal-Crankshaft (-0.40mm)
21	99-6864	2	Metal-Side (STD)
21	99-6865	2	Metal-Side, O/S (0.2mm)
21	99-6866	2	Metal-Side, O/S (0.4mm)
22	99-6869	2	Metal-Side, O/S (0.4mm)
22	99-6868	2	Metal-Side, O/S (0.2mm)
22	99-6867	2	Metal-Side (STD)

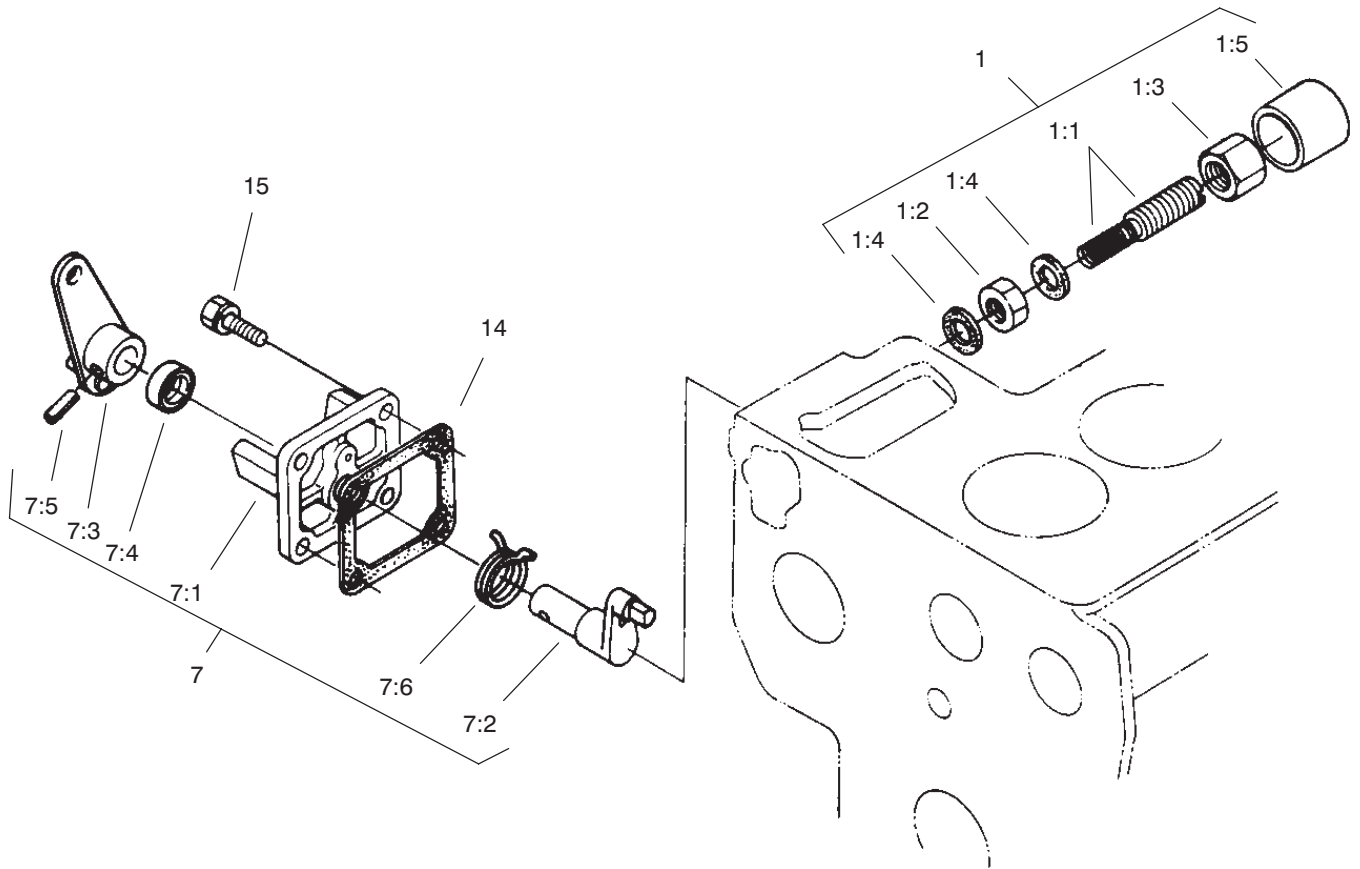


Sheet No.:70

Flywheel Assembly

Ref. No.	Part No.	Qty.	Description
1	98-7532	1	Flywheel
1:1	98-7560	1	Gear-Ring
3	98-7573	6	Bolt-Flywheel
4	98-7559	1	Housing-Flywheel
5	98-7883	1	Cover
6	98-7884	2	Bolt
7	98-7535	2	Washer-Spring
8	98-7885	11	Bolt
10	98-7886	1	Gasket

Ref. No.	Part No.	Qty.	Description



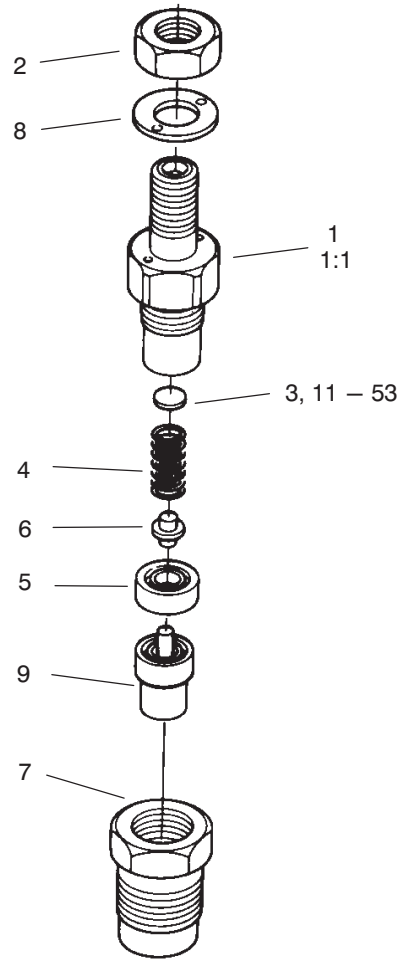
Sheet No.:72

Engine Stop Lever Assembly

Ref. No.	Part No.	Qty.	Description
1	98-7591	1	I/D Appartus ASM
1:1	98-7592	1	Adjusting Bolt ASM
1:2	98-7593	1	Nut
1:3	98-7594	1	Nut-Cap
1:4	98-7428	2	Gasket
1:5	98-7596	1	Cap
7	98-7597	1	Engine Stop Lever ASM
7:1	98-7598	1	Cover-Pump, Injection
7:2	98-7599	1	Shaft-Lever
☆7:3		1	Lever-Stop, Engine
7:4	98-7601	1	Seal-Oil
7:5	98-7602	1	Pin-Spring
7:6	98-7603	1	Spring-Return
14	98-7604	1	Gasket-Cover, Pump
15	98-7605	4	Bolt

Ref. No.	Part No.	Qty.	Description

☆ Not serviced separately

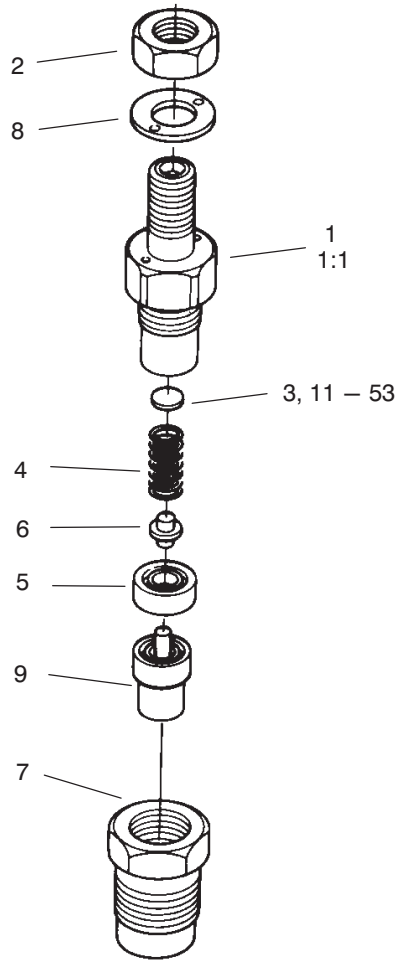


Sheet No.:78

Nozzle Holder Assembly No. 98-7688

Ref. No.	Part No.	Qty.	Description
1	98-7674	4	Nozzle Holder ASM
1:1	98-7675	1	Piece-Nozzle
2	98-7613	4	Nut
3	98-7642	4	Washer-Adjusting
4	98-7647	4	Spring-Nozzle
5	98-7665	4	Piece-Distant
6	98-7666	4	Rod-Push
7	98-7667	4	Nut-Nozzle
8	98-7668	4	Washer
9	98-7700	4	Piece-Nozzle
11	98-7642	4	Washer-Adjusting
12	98-7841	4	Washer-Adjusting
13	98-7842	4	Washer-Adjusting
14	98-7843	4	Washer-Adjusting
15	98-7844	4	Washer-Adjusting
16	98-7845	4	Washer-Adjusting
17	98-7846	4	Washer-Adjusting
18	98-7847	4	Washer-Adjusting
19	98-7848	4	Washer-Adjusting
20	98-7849	4	Washer-Adjusting
21	98-7850	4	Washer-Adjusting
22	98-7851	4	Washer-Adjusting
23	98-7852	4	Washer-Adjusting
24	98-7853	4	Washer-Adjusting
25	98-7854	4	Washer-Adjusting
26	98-7855	4	Washer-Adjusting

Ref. No.	Part No.	Qty.	Description
27	98-7856	4	Washer-Adjusting
28	98-7857	4	Washer-Adjusting
29	98-7858	4	Washer-Adjusting
30	98-7859	4	Washer-Adjusting
31	98-7860	4	Washer-Adjusting
32	98-7861	4	Washer-Adjusting
33	98-7862	4	Washer-Adjusting
34	98-7863	4	Washer-Adjusting
35	98-7864	4	Washer-Adjusting
36	98-7865	4	Washer-Adjusting
37	98-7866	4	Washer-Adjusting
38	98-7867	4	Washer-Adjusting
39	98-7868	4	Washer-Adjusting
40	98-7869	4	Washer-Adjusting
41	98-7870	4	Washer-Adjusting
42	98-7871	4	Washer-Adjusting
43	98-7872	4	Washer-Adjusting
44	98-7873	4	Washer-Adjusting
45	98-7874	4	Washer-Adjusting
46	98-7875	4	Washer-Adjusting
47	98-7876	4	Washer-Adjusting
48	98-7877	4	Washer-Adjusting
49	98-7878	4	Washer-Adjusting
50	98-7879	4	Washer-Adjusting
51	98-7880	4	Washer-Adjusting
52	98-7881	4	Washer-Adjusting

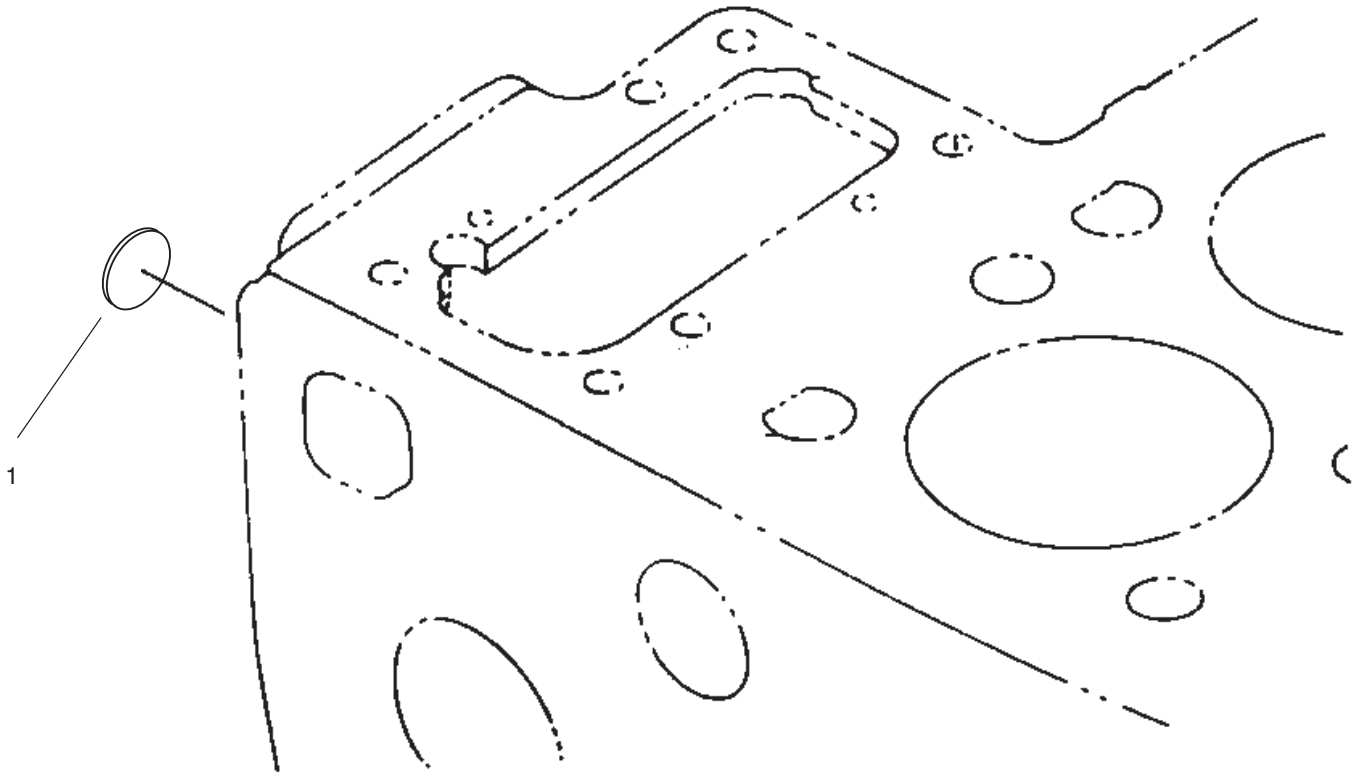


Sheet No.:78

Nozzle Holder Assembly No. 98-7688 (Continued)

Ref. No.	Part No.	Qty.	Description
53	98-7882	4	Washer-Adjusting

Ref. No.	Part No.	Qty.	Description

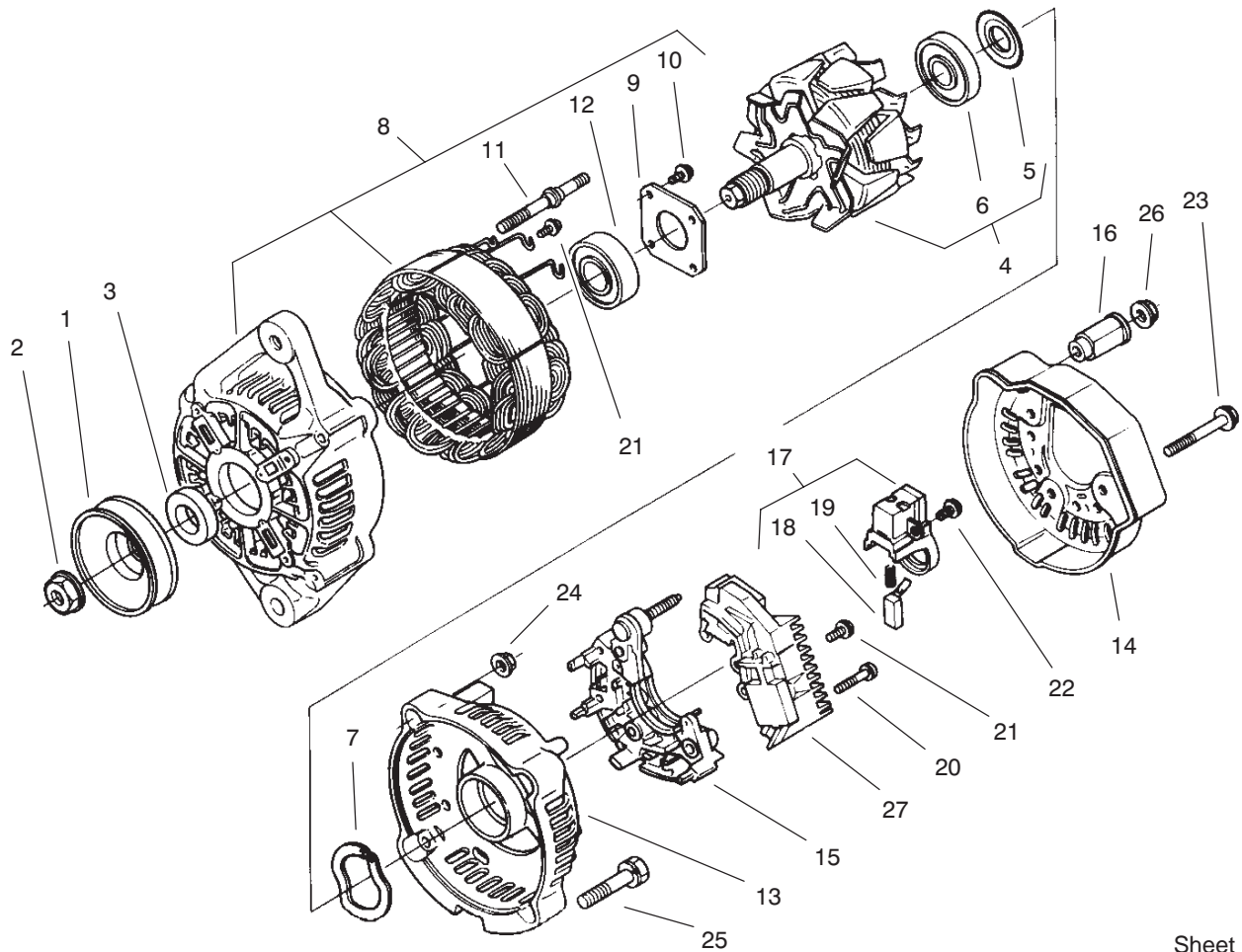


Sheet No.:79

Fuel Pump Assembly

Ref. No.	Part No.	Qty.	Description
1	105-2883	1	Cap-Sealing

Ref. No.	Part No.	Qty.	Description

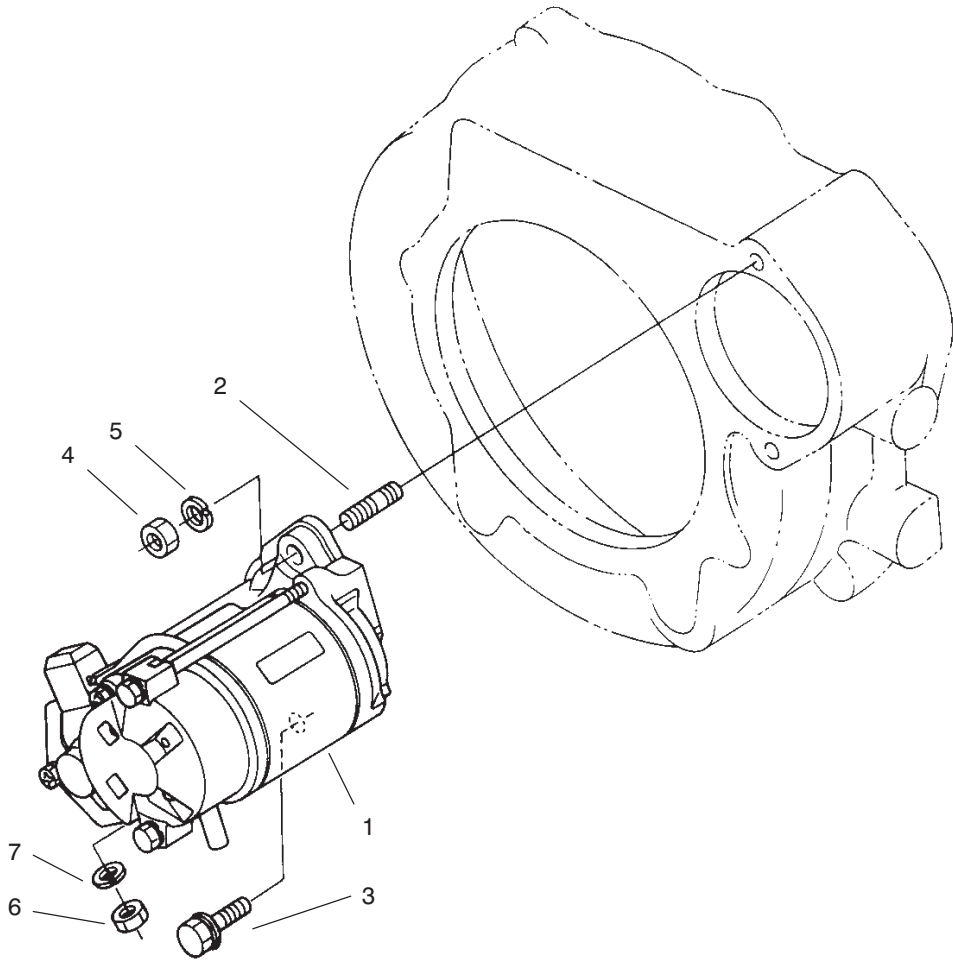


Sheet No.:A2

Alternator Assembly No. 98-7693

Ref. No.	Part No.	Qty.	Description
1	98-7707	1	Pulley-Alternator
2	98-7708	1	Nut
3	98-7709	1	Collar
4	98-7710	1	Rotor
5	98-7711	1	Cover-Bearing
6	98-7712	1	Bearing-Ball
7	98-7713	1	Washer-Thrust
8	98-7714	1	Frame-End, Drive
9	98-7715	1	Plate-Retainer
10	98-7716	4	Screw-Head, Round
11	98-7717	2	Bolt-Through
12	98-7718	1	Bearing-Ball
13	98-7719	1	Frame-End
14	98-7720	1	Cover-End
15	98-7721	1	Rectifier ASM
16	98-7722	1	Bushing-Insulation
17	98-7723	1	Holder-Brush
18	98-7724	2	Brush
19	98-7725	2	Spring-Brush
20	98-7726	2	Screw-Head, Round
21	98-7727	6	Screw-Head, Round
22	98-7728	1	Screw-Head, Round
23	98-7729	3	Bolt
24	98-7730	2	Nut
25	98-7731	2	Bolt

Ref. No.	Part No.	Qty.	Description
26	98-7732	1	Nut
27	98-7733	1	Regulator ASM

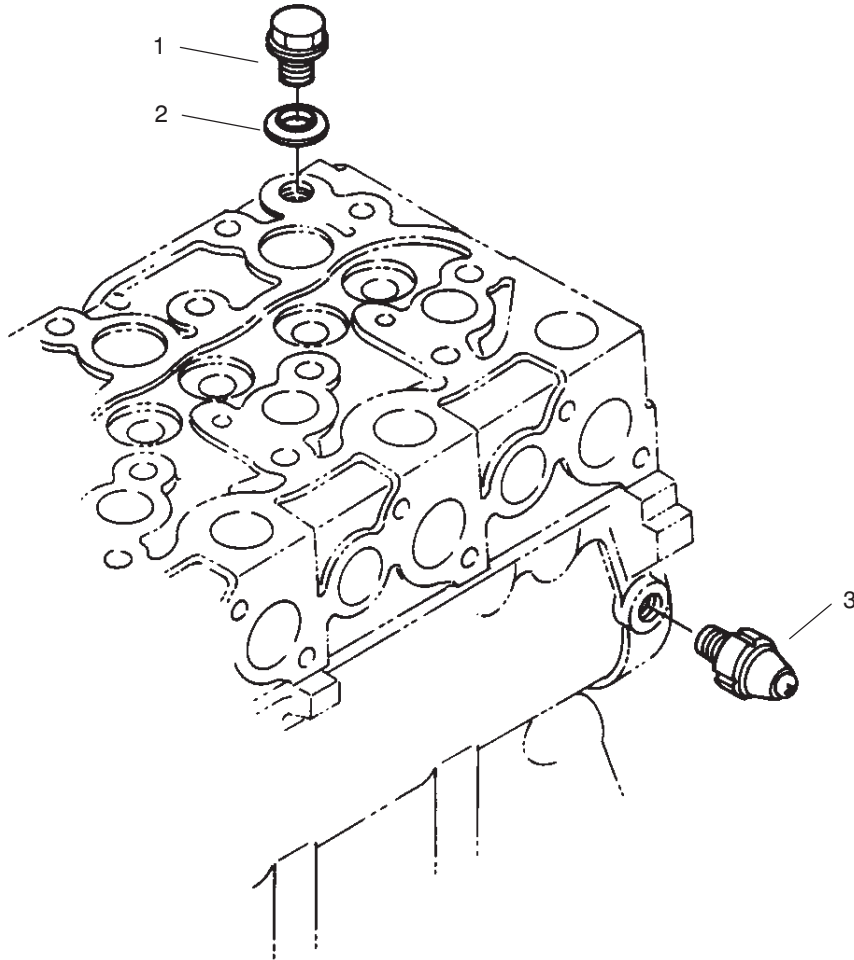


Sheet No.:82

Starter Assembly

Ref. No.	Part No.	Qty.	Description
1	98-7734	1	Starter ASM
2	98-7735	1	Stud
3	98-7736	1	Bolt
4	98-7737	1	Nut
5	98-7738	1	Washer-Spring
6	98-7739	1	Nut
7	98-7535	1	Washer-Spring

Ref. No.	Part No.	Qty.	Description

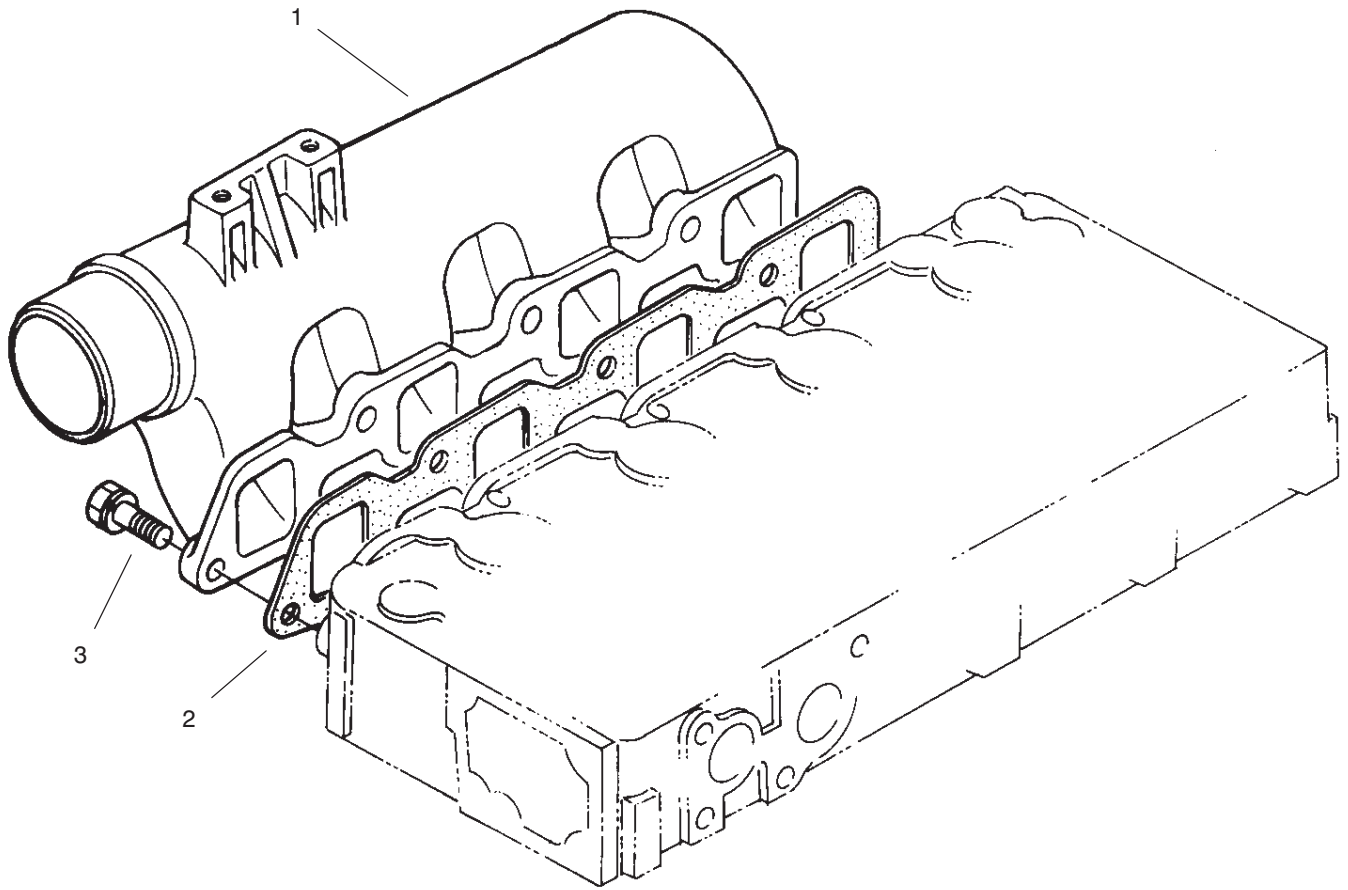


Sheet No.:84

Oil Switch and Plug Assembly

Ref. No.	Part No.	Qty.	Description
1	98-7762	1	Plug-Glow
2	98-7763	1	Washer W/Rubber
3	98-7764	1	Switch-Oil

Ref. No.	Part No.	Qty.	Description
----------	----------	------	-------------

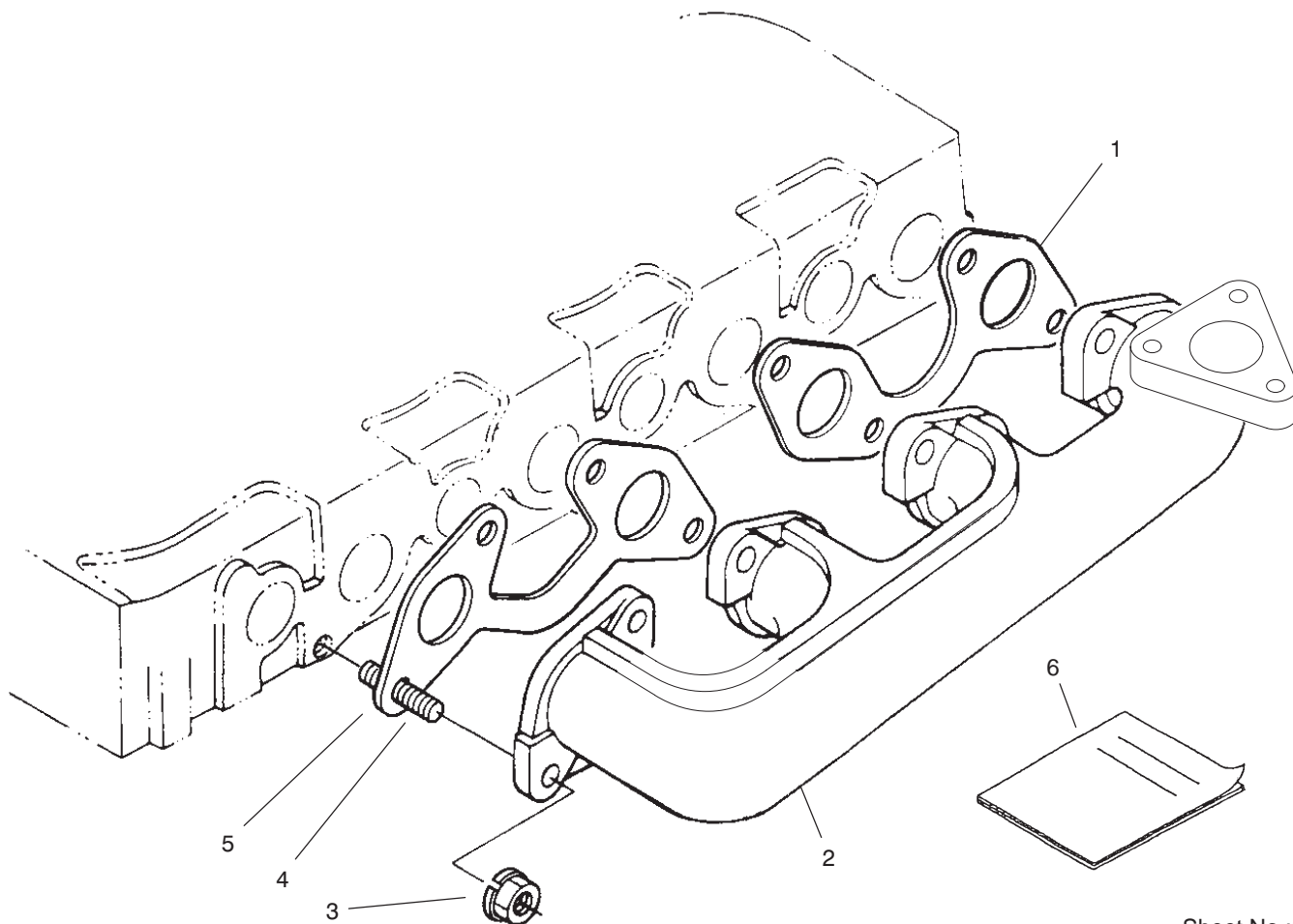


Sheet No.:88

Inlet Manifold Assembly

Ref. No.	Part No.	Qty.	Description
1	98-7812	1	Manifold-Inlet
2	98-7813	1	Gasket-Manifold, In
3	98-7610	3	Bolt

Ref. No.	Part No.	Qty.	Description



Sheet No.:89

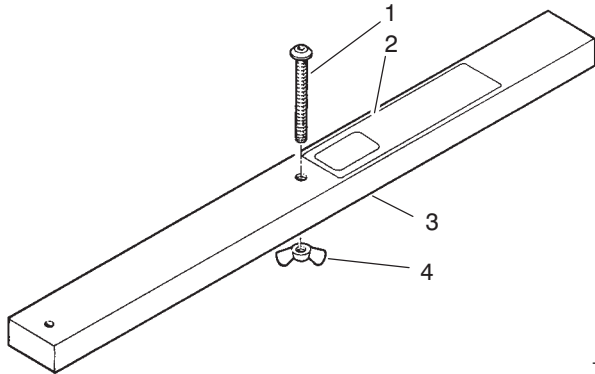
Exhaust Manifold Assembly

Ref. No.	Part No.	Qty.	Description
1	98-7802	1	Gasket
2	98-7815	1	Manifold-Exhaust
3	100-1559	8	Nut-Manifold, Exhaust
4	100-1558	8	Stud-Manifold, Exhaust
5	98-7803	1	Gasket
6	105-3316	1	Manual-Operator, Kubota

Ref. No.	Part No.	Qty.	Description

Special Tools

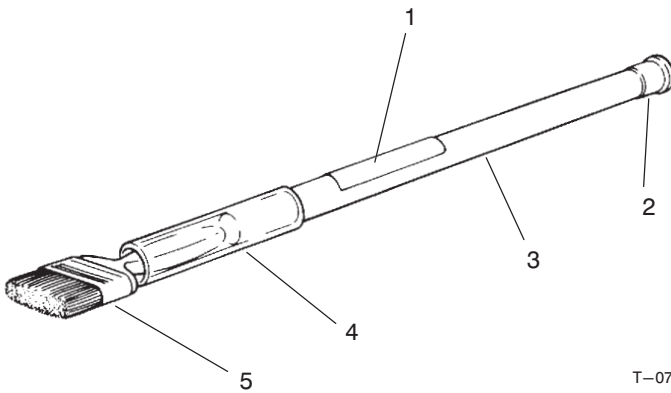
Gauge Bar Assembly No. 59-7900



T-0191

Ref. No.	Part No.	Description	No. Used
1	32122-54	Screw—Mach. Slot. Hd.	1
2	59-7930	Decal	1
3		Bar	1
4	32103-3	Nut—Wing	1

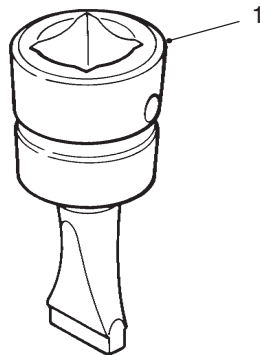
Backlapping Brush Assembly No. *TOR299100



T-0731

Ref. No.	Part No.	Description	No. Used
1	12-9140	Decal	1
2	2410-18	Plug	1
3	29-9080	Handle	1
4	29-9090	Hose—Handle	1
5	36-4310	Brush	1

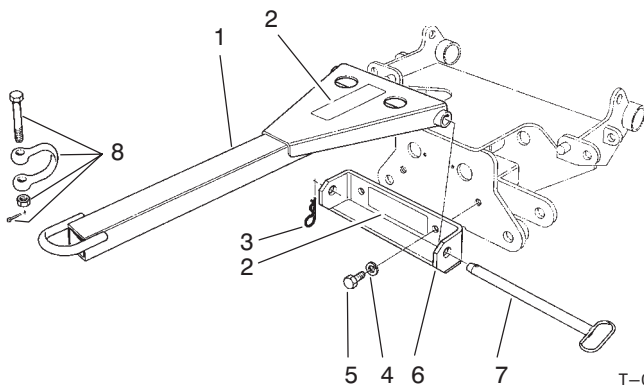
Bedknife Screw Tool No. *TOR510880



T-0729

Ref. No.	Part No.	Description	No. Used
1	51-0880	Tool—Bedknife Screw	1

Tow Bar Assembly No. 58-7020



T-0190

Ref. No.	Part No.	Description	No. Used
1	12-7579	Tow Bar (Incl. Ref. #2)	1
2	63-4380	Decal—Instruction	2
3	60-4150	Pin—Retaining	1
4	48-8070	Washer—Lock	2
5	48-7830	Screw—HH	2
6	12-7589	Asm—Tow Bar Bracket (Incl. Ref. #2)	1
7	60-4120	Pin—Tow Bar	1
8	60-4480	Asm—Shackle	1

*Obtain these items directly from OTC 2013 4th St. Owatonna, MN. 55060 1-800-533-0492 (in Minnesota and Canada 1-507-455-7050) Fax. 507-455-7011.

