



Count on it.

Parts Catalog

320-D

Compact Utility Loader

Model No. 22337CP—Serial No. 312000001 and Up



Ordering Replacement Parts

To order replacement parts, please supply the part number, the quantity, and the description of each part desired.

Understanding Reference Numbers

Each identified part in an illustration has a reference number. The reference number for a part also appears in the parts list, along with other information about the part.

This catalog uses two special reference number formats, one to indicate parts in a service assembly and another to indicate the quantity of a given part in an illustration.

Service Assembly Reference Numbers

Parts in service assemblies have reference numbers in the form a:b. The a represents the reference number of the entire service assembly and the b represents a sequential number unique to each part within the service assembly.

For example, a wheel assembly might be identified by reference number 6, the tire by 6:1, the valve by 6:2, and the wheel by 6:3. When you order the assembly identified by reference number 6, you receive all parts identified by reference numbers 6:1, 6:2, and 6:3. However, you may also order any part individually. Reference numbers of this type appear in illustration and in parts lists.

Reference Numbers Indicating Quantity

In an illustration, if a reference number indicates more than one part, the reference number has the form nX y. The n represents the quantity of the part, the X is the multiplication symbol, and the y represents the reference number.

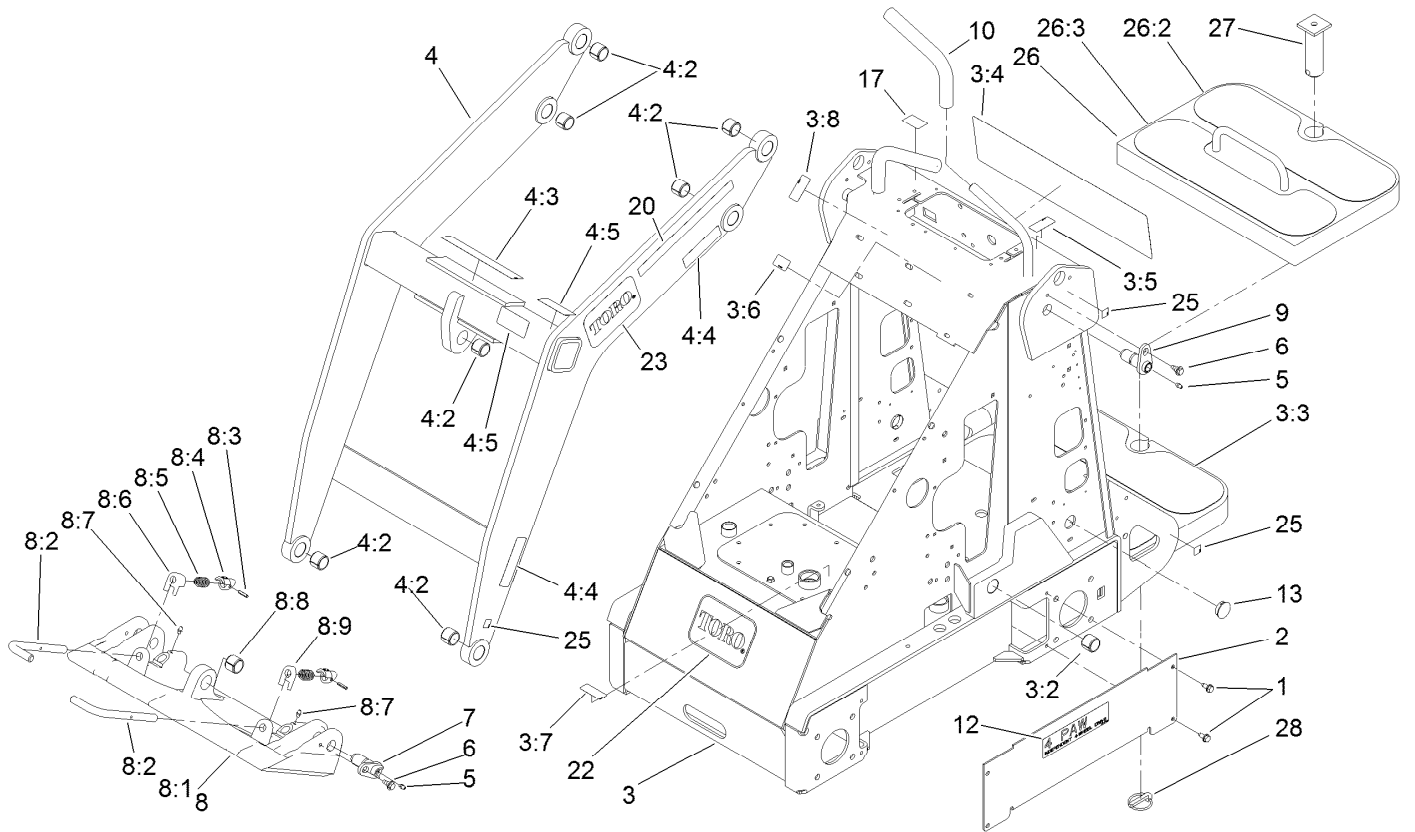
For example, in an illustration, the reference number 2X 37 means that two of the parts identified by reference number 37 are indicated.

Contents

Frame and Loader Arm Assembly	5
Hood and Screen Assembly	6
Wheel and Motor Assembly	7
Hydraulic Motor Assembly No. 99-3052	8
Engine Assembly	9
Tandem Hydraulic Pump Assembly No. 108-4710	11
Engine Mounting Assembly	12
Fuel Tank and Air Filter Assembly	13
Air Cleaner Assembly No. 117-9989	14
Filter / Water Separator Assembly No. 63-7650	15
Radiator Mount Assembly	16
Hydraulic Tank and Filter Assembly	17
Auxiliary Control Lever Assembly	18
Hydraulic Valve Assembly	19
Auxiliary Hydraulic Valve Assembly No. 99-3077	20
Hydraulic Valve Assembly No. 104-4221	21
Hydraulic Selector Valve Assembly No. 99-3072	22
4-Spool Valve Assembly	23
Four Spool Hydraulic Valve Assembly No. 105-8377	24
Hydraulic Motor Assembly	25
Counterbalance Valve Assembly No. 99-3040	26
Hydraulic Cylinder Assembly	27
Hydraulic Cylinder Assembly No. 105-7867	28
Rear Cover Assembly	29
Battery Mount Assembly	30
Electrical Component Assembly	31
Parking Brake Assembly	32
Loader Lever Lock Assembly	33
Crankcase Assembly	34
Oil Pan Assembly	35
Cylinder Head Assembly	36
Gear Case and Oil Filter Assembly	37
Head Cover Assembly	38
Dipstick and Guide Assembly	39
Main Bearing Case Assembly	40
Camshaft and Idle Gear Shaft Assembly	41
Piston and Crankshaft Assembly	42
Flywheel Assembly	43
Fuel Camshaft and Governor Shaft Assembly	44
Idle Apparatus Assembly	45
Injection Pump Assembly	46
Governor Assembly	47
Speed Control Plate Assembly	48
Nozzle Holder and Glow Plug Assembly	49
Nozzle Holder Assembly	50
Fuel Pump Installation Assembly	52
Dynamo Pulley Assembly	53
Dynamo Assembly	54
Starter Installation Assembly	55
Starter Assembly	56
Oil Switch and Thermometer Assembly	57
Water Flange and Thermostat Assembly	58
Water Pump Assembly	59
Water Pipe Assembly	60

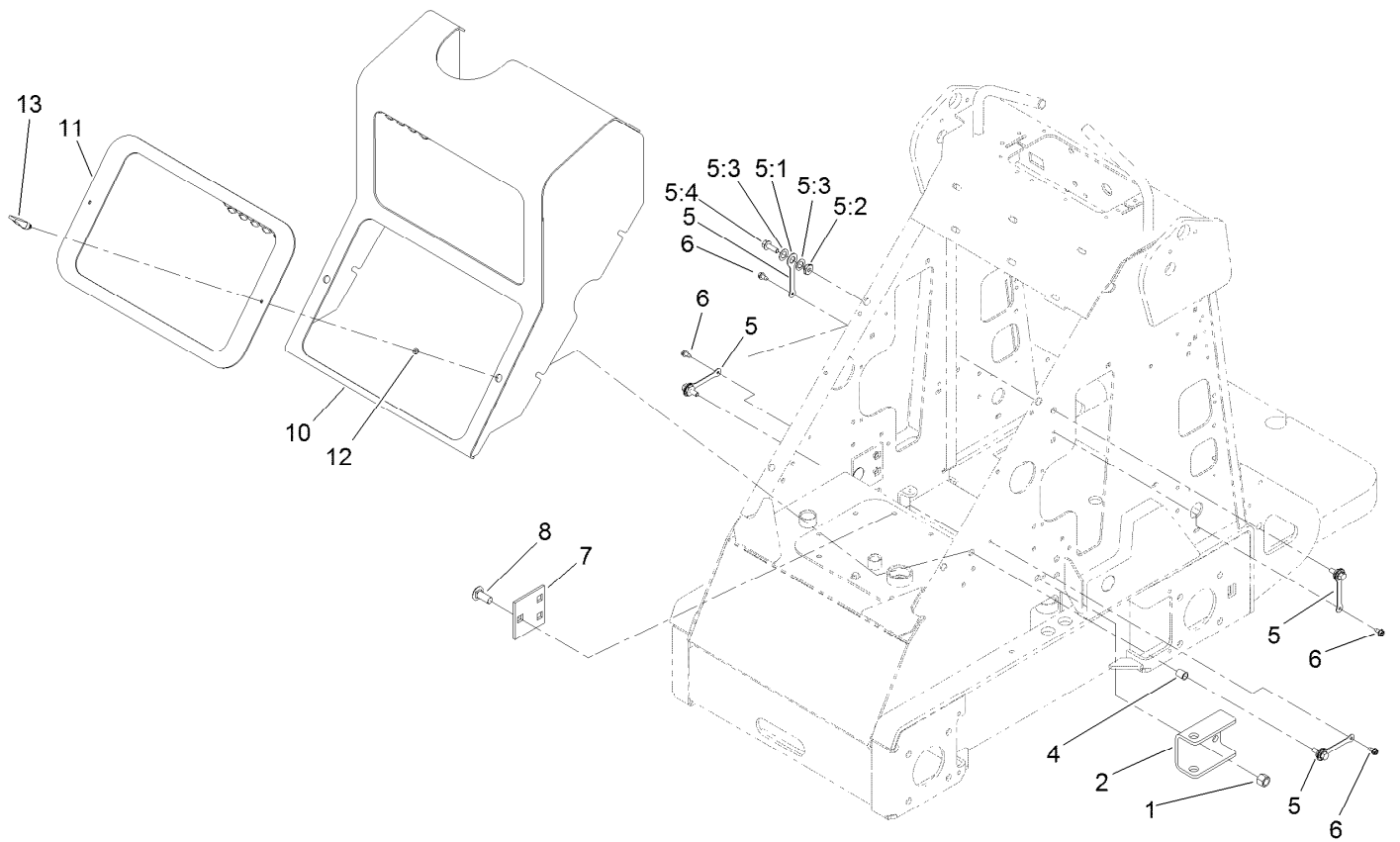
Contents (continued)

- Valve and Rocker Arm Assembly 61
- Intake Manifold Assembly 62
- Exhaust Manifold Assembly 63
- Gasket Kit Assembly 64
- Attachments and Accessories 65



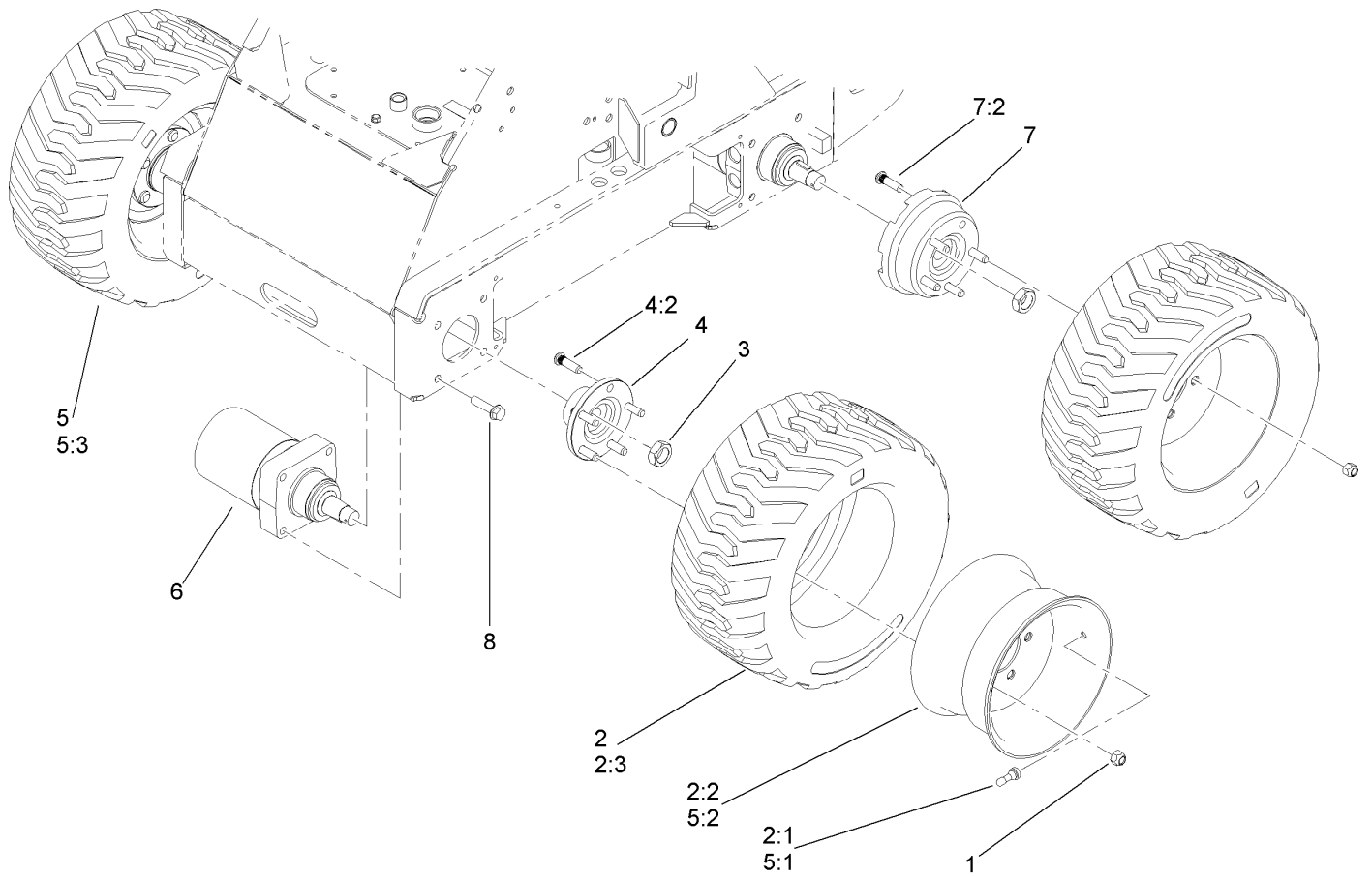
Frame and Loader Arm Assembly

Ref.	Part Number	Qty.	Description	Ref.	Part Number	Qty.	Description
1	32144-70	8	Screw-HWHTF	8:3	3285-1	2	Pin-Grooved
2	106-8178-01	2	Cover-Hose	8:4	105-0246	2	Cam
3	114-1753	1	Frame ASM	8:5	98-4694	2	Spring-Compression
3:2	98-4871	2	Bushing-Tension	8:6	104-5909	1	Stop-RH
3:3	98-9947	2	Tread-Foot	8:7	302-5	2	Fitting-Grease
3:4	108-9733	1	Decal-Control Panel, CE	8:8	98-4871	1	Bushing-Tension
3:5	98-8219	1	Decal-Throttle	8:9	104-5903	1	Stop-LH
3:6	100-1703	1	Decal-Limiter, Speed	9	120-5363	2	Pin-Pivot
3:7	93-6686	1	Decal-Oil, HYD	10	98-4845	2	Grip-Cushion
3:8	98-8235	1	Decal-Selector	12	105-8429	2	Decal
4	114-1754	1	Loader ASM	13	94-1402	2	Plug-Hole
4:2	98-4871	7	Bushing-Tension	17	98-4387	1	Decal-Protection, Ear
4:3	100-1702	1	Decal-Caution	20	117-1816	2	Decal
4:4	100-8821	4	Decal-Warning, Pinch	22	62-5550	1	Decal
4:5	100-8822	2	Decal-No Rider	23	93-7340	2	Decal
5	302-5	4	Fitting-Grease	25	93-9084	6	Decal-Point, Lift
6	99-5105	4	Screw-Shoulder	26	112-4947	1	Counterweight ASM
7	112-2609	2	Pin-Pivot	26:2	98-9947	1	Tread-Foot
8	115-0788	1	Quick Attach ASM	26:3	112-4948	1	Tread
8:1	115-0774-03	1	Mount-Qtach	27	99-8638	1	Pin
8:2	105-8367	2	Pin-Locking	28	99-9978	1	Pin-Lynch



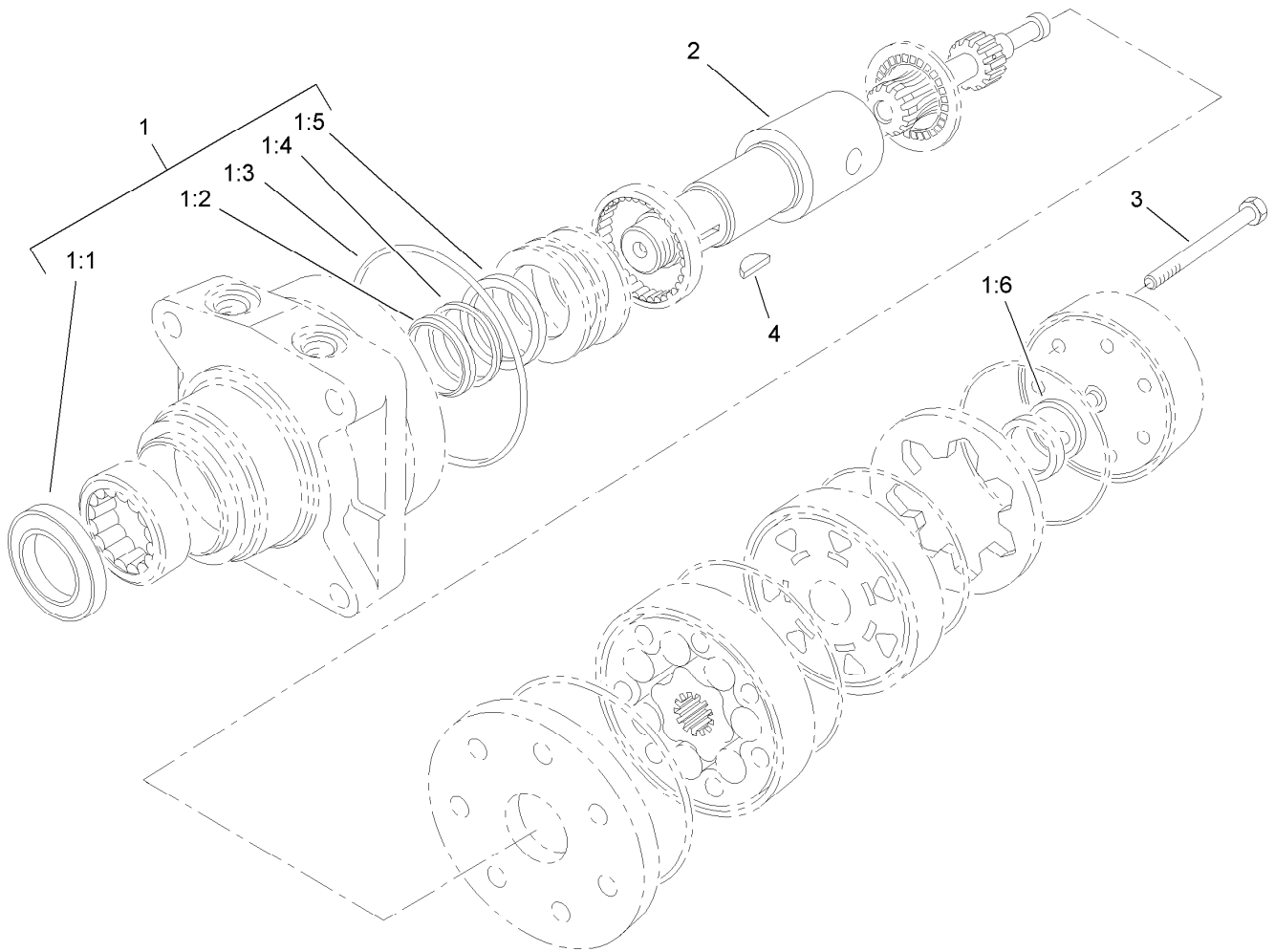
Hood and Screen Assembly

Ref.	Part Number	Qty.	Description
1	3296-23	6	Nut-Lock, NI
2	100-4122-01	2	Bracket-Anchor
4	32148-8	4	Nut-Clinch
5	117-1762	4	Lanyard ASM
5:1	117-8339	1	Lanyard-3 Inch
5:2	117-1764	1	Nut-Shoulder
5:3	98-1629	2	Washer
5:4	3234-29	1	Screw-HHF
6	32104-17	4	Screw-HWH
7	100-4116-01	2	Plate-Anchor
8	3233-26	6	Screw-CARR, Shortneck
10	99-3120-03	1	Hood
11	99-3118-03	1	Cover
12	99-3058	2	Washer
13	74-5950	2	Latch-Swell



Wheel and Motor Assembly

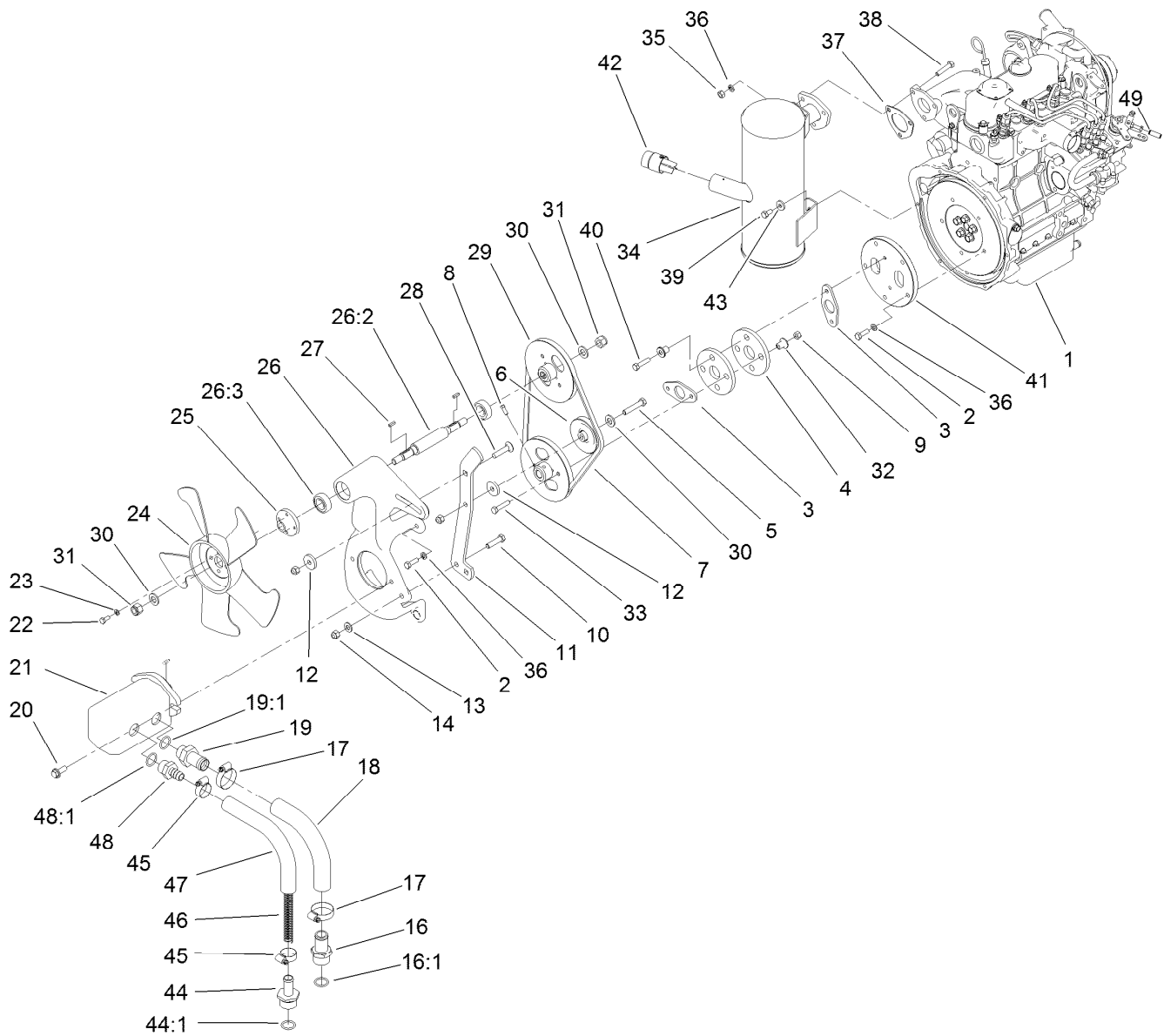
Ref.	Part Number	Qty.	Description
1	242-50	20	Nut-Lug
2	98-2747	2	LH Wheel And Tire ASM
2:1	232-27	1	Stem-Valve
2:2	98-2748	1	Wheel
2:3	98-2749	1	Tire
3	106-8159	4	Nut-Lock
4	99-3064	2	Hub ASM
4:2	10-6830	5	Stud-Type, Drive
5	99-1447	2	RH Wheel And Tire ASM
5:1	232-27	1	Stem-Valve
5:2	98-2748	1	Wheel
5:3	98-2749	1	Tire
6	99-3052	4	HYD Motor ASM
7	105-4056	2	Wheel Hub ASM
7:2	10-6830	5	Stud-Type, Drive
8	3234-27	16	Screw-HHF



Hydraulic Motor Assembly No. 99-3052

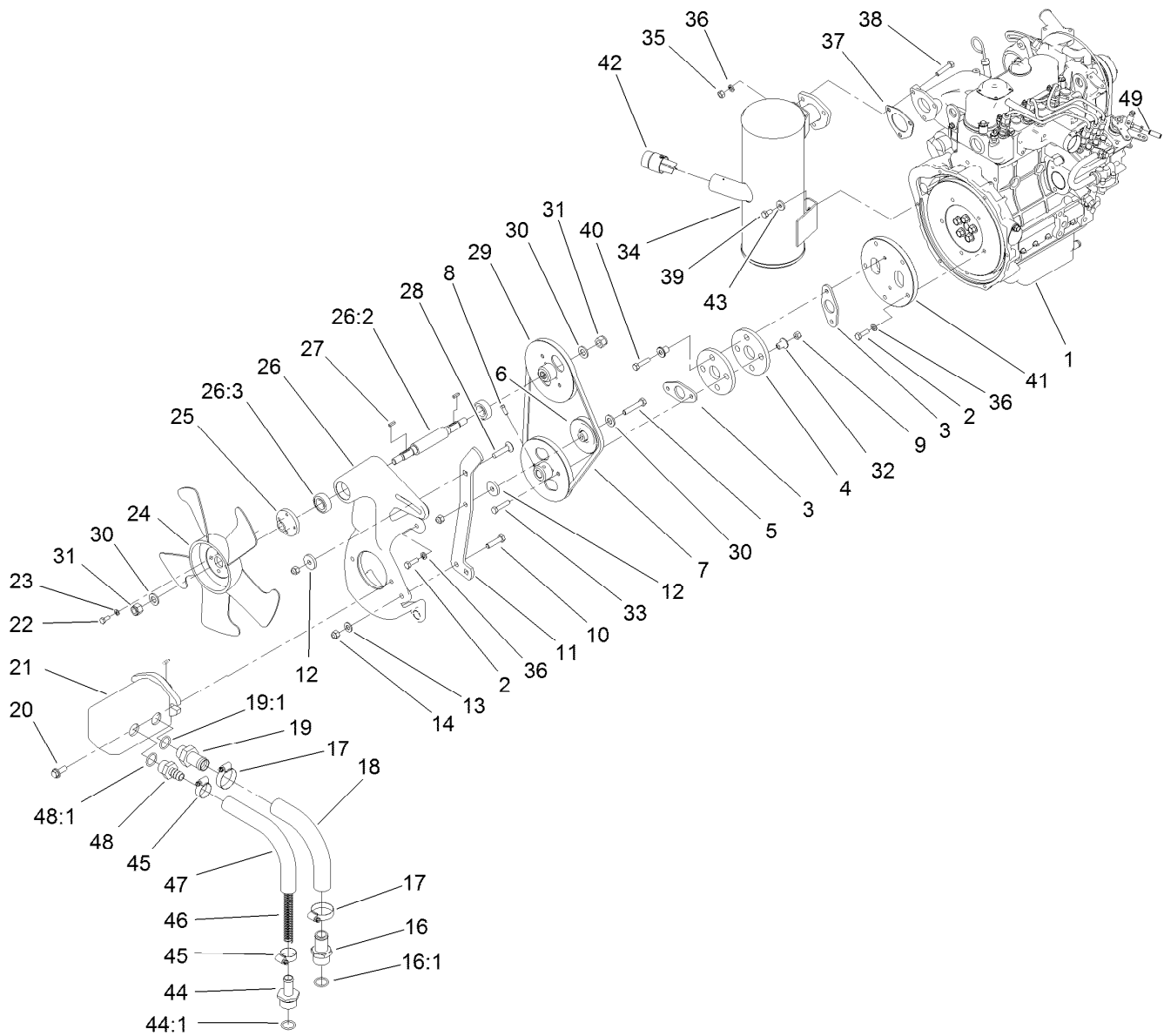
<i>Ref.</i>	<i>Part Number</i>	<i>Qty.</i>	<i>Description</i>
1	94-8178	1	Seal Kit
1:1		1	Seal-Dirt And Water ●
1:2		1	Backup-Ring ●
1:3		1	Seal-Shaft ●
1:4		1	Washer-Backup ●
1:5		5	Seal-Square, Ring (Inner) ●
1:6		1	Seal-Commutator ●
2	99-3090	1	Shaft-Coupling
3	99-3091	7	Screw-Cap, HH
4	3257-42	1	Key-Woodruff

● Not serviced separately



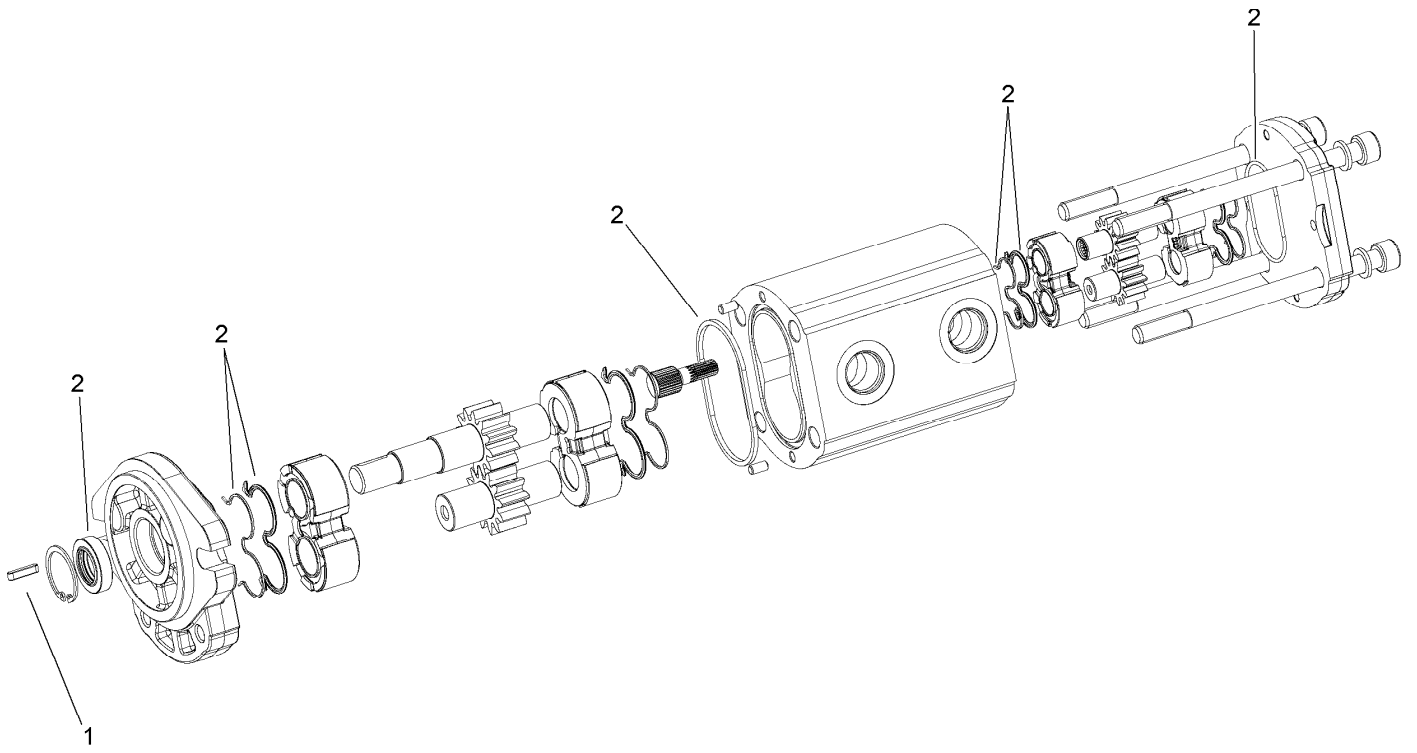
Engine Assembly

Ref.	Part Number	Qty.	Description	Ref.	Part Number	Qty.	Description
1	117-4007	1	Engine ASM	21	108-4710	1	HYD Pump ASM
2	99-5131	9	Bolt	22	321-2	4	Screw-HH
3	99-1430	2	Spacer-Coupler	23	3253-3	4	Washer-Lock
4	115-4523	2	Coupling-Rubber	24	43-1911	1	Fan
5	323-10	1	Screw-HH	25	106-8153	1	Adapter-Fan
6	63-8140	1	Pulley-Idler	26	106-8163	1	Pump Mount ASM
7	92-8876	1	V-Belt	26:2	98-0068	1	Shaft-Fan
8	3241-5	2	Screw-Set	26:3	38-7820	2	Bearing-Ball
9	104-9469	2	Nut-Lock	27	100-1715	2	Key-Square
10	323-8	1	Screw-HH	28	3231-5	1	Screw-CARR
11	106-7649-03	1	Arm-Tensioner	29	99-5111	2	Pulley-Keyed
12	99-5121	2	Spacer	30	33096-00	2	Washer-Flat
13	3256-24	2	Washer-Plain	31	98-8089	2	Nut-Lock
14	3296-39	3	Nut-Lock, NI	32	71-4411	4	Spacer
16	354-78	1	Fitting-STR	33	5-1470	2	Screw-HH
16:1	237-146	1	O-Ring	34	105-8390	1	Muffler
17	2412-111	2	Clamp-Hose, W/Liner	35	3217-6	3	Nut-Hex
18	99-3046	1	Hose-Suction, Formed	36	3253-4	12	Washer-Lock
19	99-3017	1	Fitting	37	100-2238	1	Gasket-Muffler
19:1	237-81	1	O-Ring	38	322-7	3	Screw-HH
20	66-9300	2	Screw-HHF	39	99-5132	1	Bolt



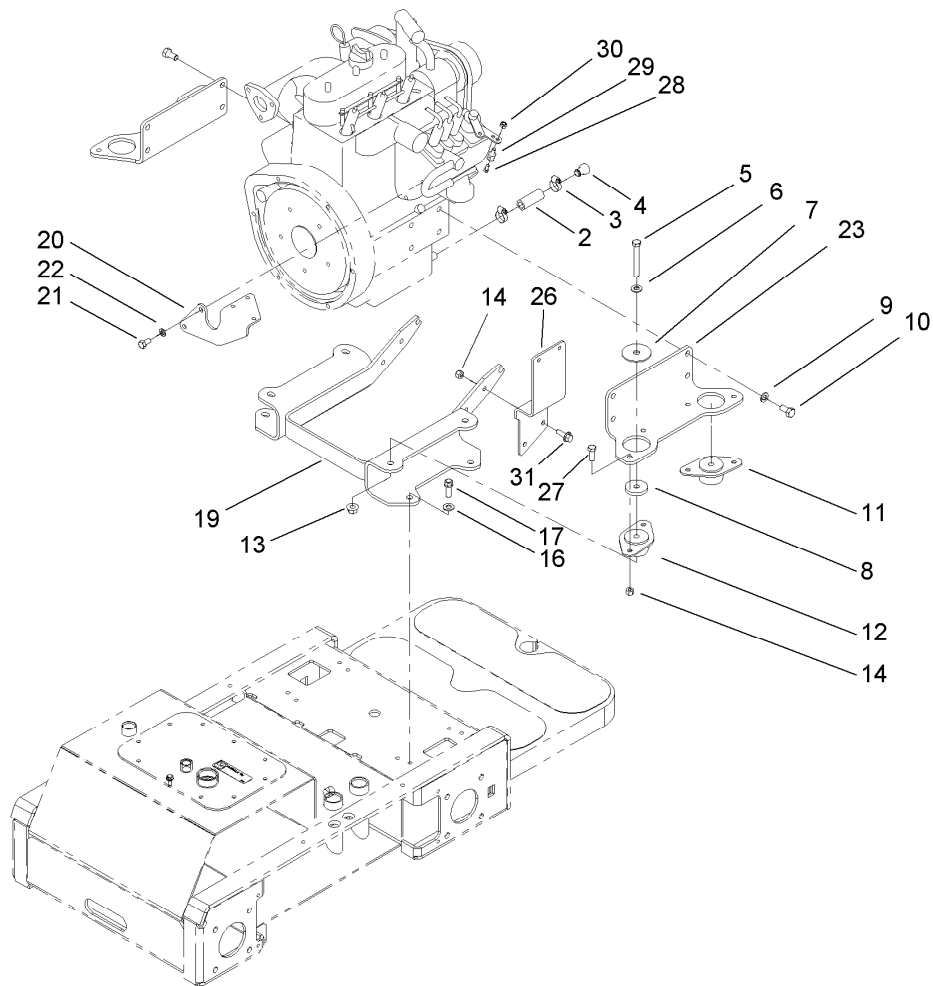
Engine Assembly (continued)

<i>Ref.</i>	<i>Part Number</i>	<i>Qty.</i>	<i>Description</i>	<i>Ref.</i>	<i>Part Number</i>	<i>Qty.</i>	<i>Description</i>
40	99-5133	2	Bolt	45	2412-129	2	Clamp-Hose
41	99-1431	1	Adapter-Flywheel	46	99-5349	1	Spring-Compression
42	75-6880	1	Screen-Arrester, Spark	47	98-2713	1	Hose-Suction, HYD
43	88-7200	1	Washer-Flat	48	354-73	1	Fitting
44	99-6932	1	Fitting-STR	48:1	237-81	1	O-Ring
44:1	237-117	1	O-Ring	49	117-1765	1	Tube-Aluminum



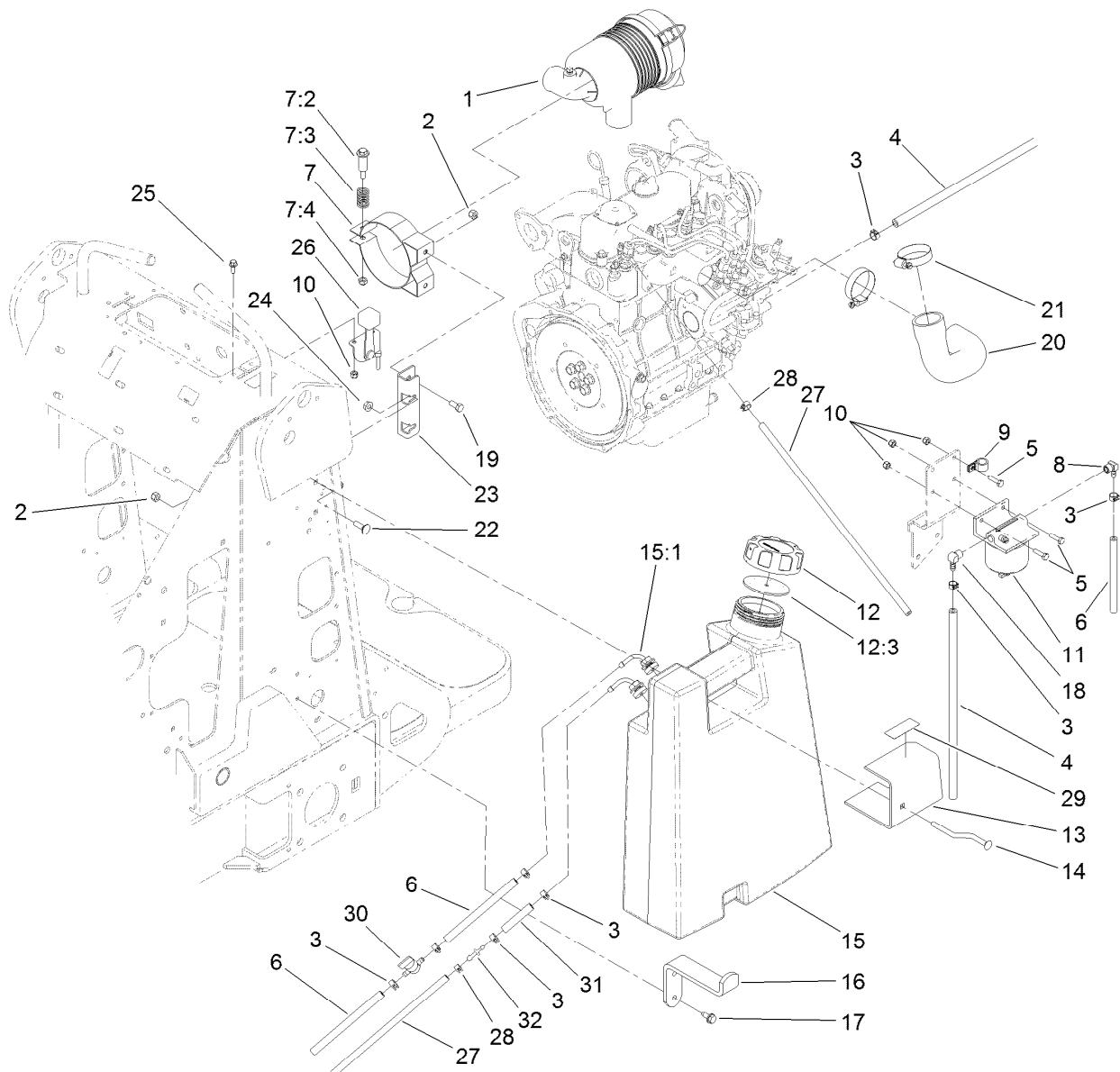
Tandem Hydraulic Pump Assembly No. 108-4710

<i>Ref.</i>	<i>Part Number</i>	<i>Qty.</i>	<i>Description</i>
1	98-4700	1	Key-Square
2	99-1353	1	Seal Kit



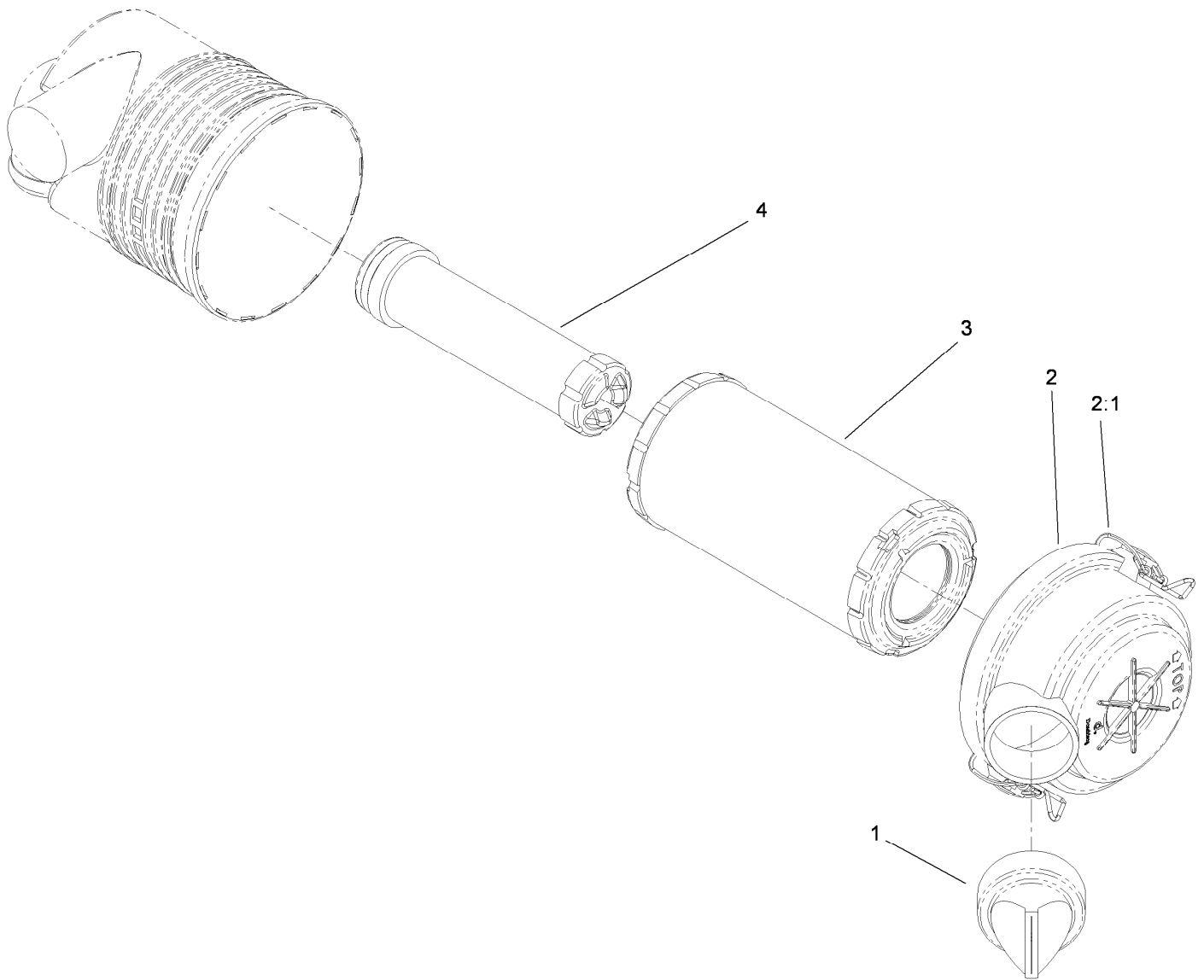
Engine Mounting Assembly

<i>Ref.</i>	<i>Part Number</i>	<i>Qty.</i>	<i>Description</i>	<i>Ref.</i>	<i>Part Number</i>	<i>Qty.</i>	<i>Description</i>
2	56-2230	1	Hose-Fuel	16	3256-80	4	Washer-Plain
3	2412-36	2	Clamp-Hose	17	95-1726	4	Screw-Taptite
4	99-1445	1	Plug-Oil	19	98-0066-01	1	Mount-Engine
5	323-13	4	Screw-HH	20	105-4054-01	1	Mount-Solenoid
6	3256-24	4	Washer-Plain	21	99-5132	2	Bolt
7	87-5100	4	Washer-Snubbing	22	3253-4	2	Washer-Lock
8	98-4596	4	Washer-Mount, Engine	23	98-0055-01	2	Plate-Mount, Engine
9	42-9600	6	Washer-Lock	26	98-0059-01	1	Mount-Filter, Fuel
10	99-5130	8	Screw-HH	27	322-5	8	Screw-HH
11	83-1030	2	Mount-Engine	28	25-8640	1	Screw-HH
12	93-5265	2	Mount-Engine	29	93-0021	1	Swivel-Cable, Throttle
13	32128-29	4	Nut-Lock, Flange	30	3296-13	1	Nut-Lock, NI
14	3296-29	10	Nut-Lock, NI	31	3234-29	2	Screw-HHF



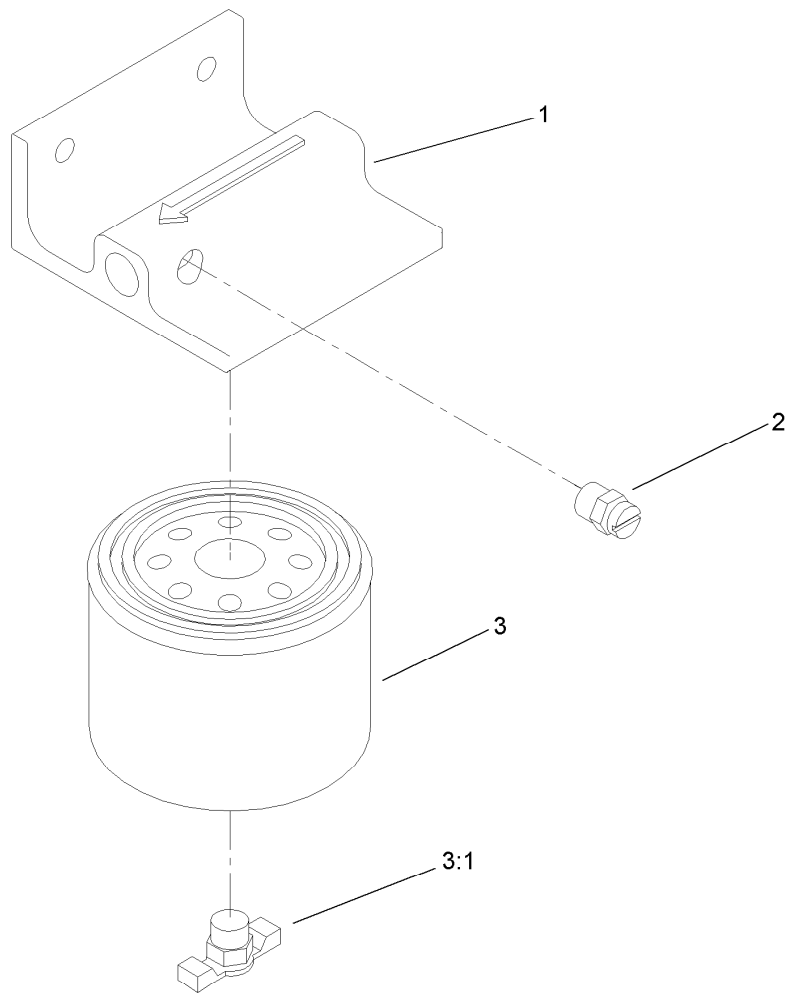
Fuel Tank and Air Filter Assembly

Ref.	Part Number	Qty.	Description	Ref.	Part Number	Qty.	Description
1	117-9989	1	Air Cleaner ASM	15	105-8438	1	LH Fuel Tank ASM
2	3296-29	3	Nut-Lock, NI	15:1	103-2615	2	Fitting-Fuel, Bulkhead
3	92-2379	8	Clamp-Hose	16	98-4656-03	1	Mount-Bottom, Tank
4	110-4113	1	Hose-Fuel	17	32144-70	2	Screw-HWHTF
5	321-6	3	Screw-HH	18	353-781	1	Fitting-HYD, 90
6	107-0588	2	Hose-Fuel	19	322-3	2	Screw-HH
7	93-2191	1	Air Cleaner Mounting Band ASM	20	99-5041	1	Hose-Cleaner, Air
7:2	94-3653	1	Bolt	21	2412-92	2	Clamp-Hose
7:3	94-3654	1	Spring	22	3230-2	2	Bolt-CARR
7:4	48-9510	1	*obs* Nut	23	99-3080-03	1	Mount-Cleaner, Air
8	304-96	1	Elbow	24	32128-20	2	Nut-HF
9	2412-87	1	Clamp-Cable	25	3234-33	2	Screw-HHF
10	3296-42	5	Nut-Lock, NI	26	99-1422	1	Control-Throttle
11	63-7650	1	Separator-Filter / Water	27	110-8751	1	Hose-Fuel
12	104-7419	1	Cap-Fuel, Diesel	28	2412-80	2	Clamp-Hose
12:3	104-7420	1	Gasket-Vented	29	114-9600	1	Decal-Low Sulfur
13	99-1444-03	1	Plate-Mount, Left	30	1-603770	1	Valve-Fuel
14	98-4657	1	Bolt-Mount	31	109-0304	1	Hose-Fuel
				32	106-8150	1	Fitting-Straight



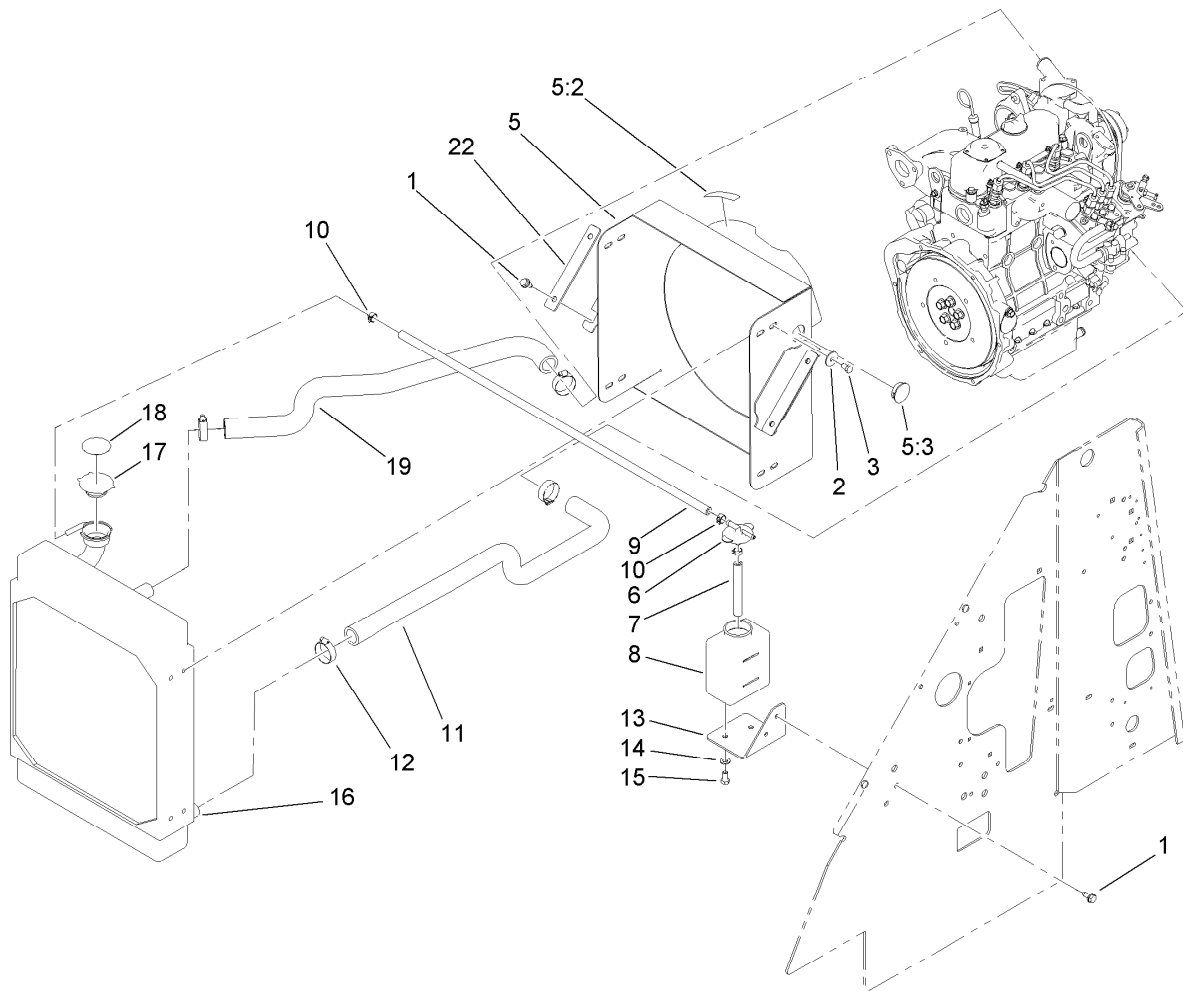
Air Cleaner Assembly No. 117-9989

<i>Ref.</i>	<i>Part Number</i>	<i>Qty.</i>	<i>Description</i>
1	87-9400	1	Valve-Vacuator
2	94-3652	1	Cover ASM
2:1	1-643283	2	Latch-Cleaner, Air
3	108-3811	1	Filter-Air
4	98-2982	1	Filter-Element, Safety



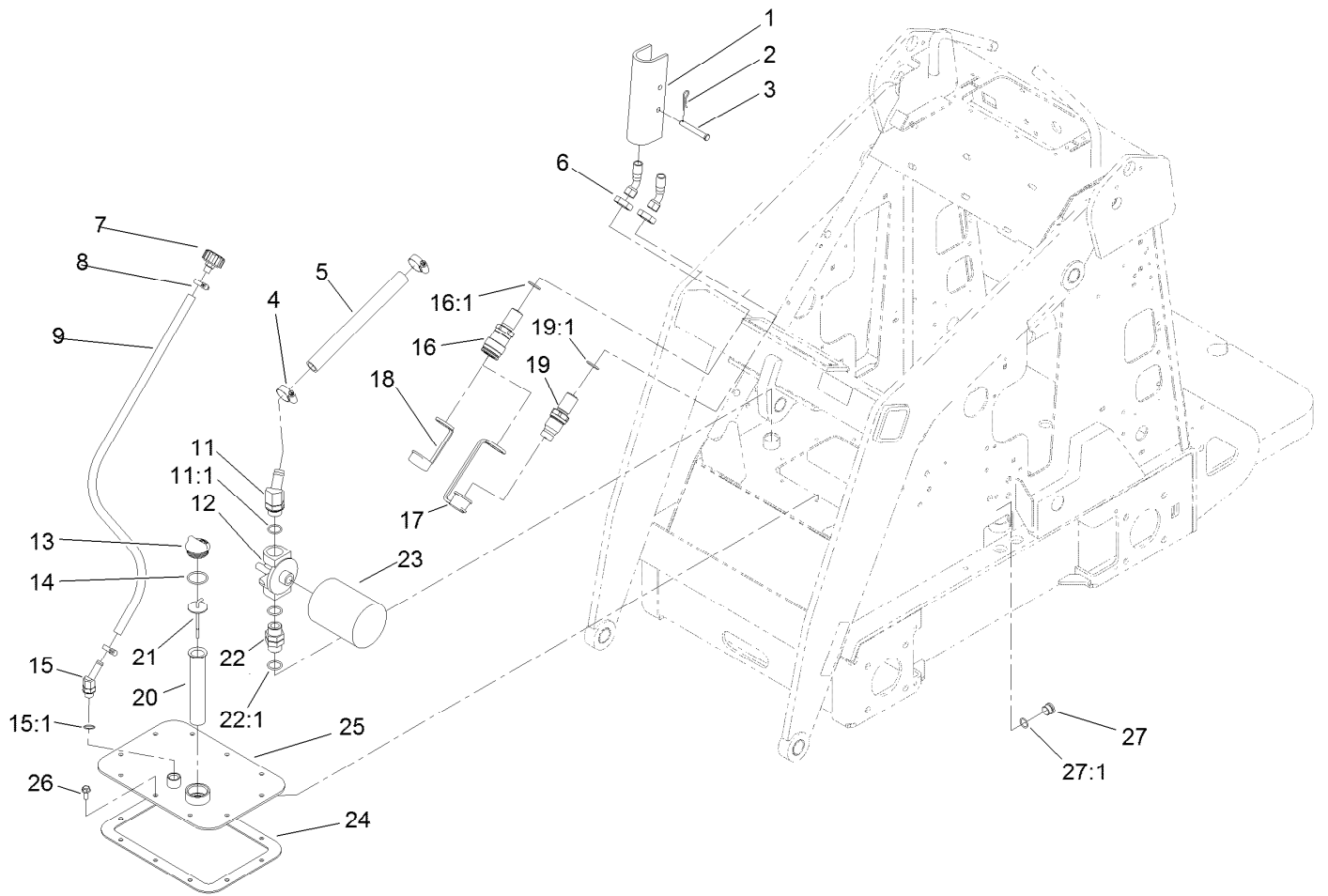
Filter / Water Separator Assembly No. 63-7650

<i>Ref.</i>	<i>Part Number</i>	<i>Qty.</i>	<i>Description</i>
1	63-8280	1	Head ASM
2	63-8290	1	Vent-Air
3	63-8300	1	Element-Spin On
3:1	63-8310	1	Valve-Drain



Radiator Mount Assembly

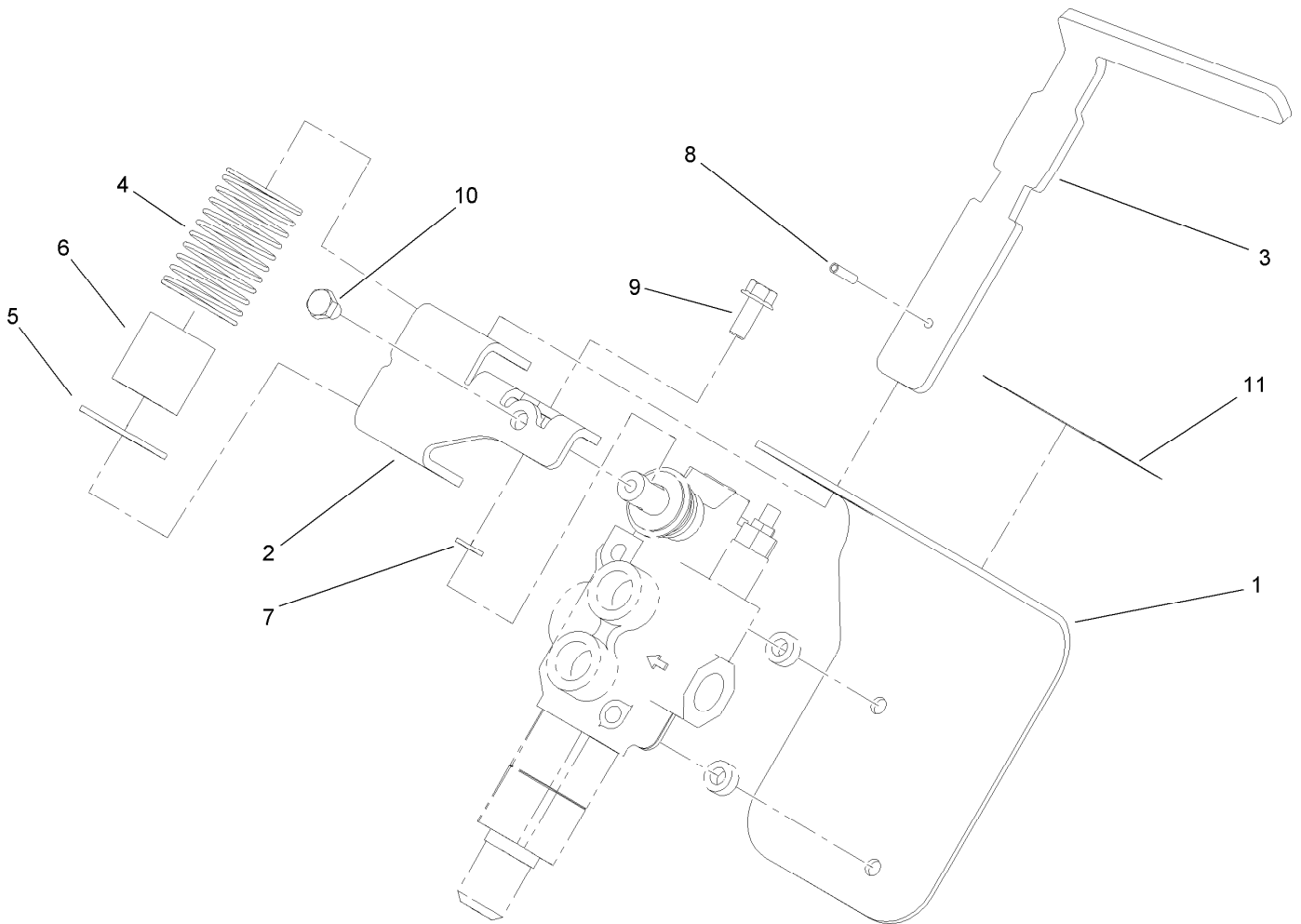
<i>Ref.</i>	<i>Part Number</i>	<i>Qty.</i>	<i>Description</i>
1	32144-70	6	Screw-HWHTF
2	3256-82	8	Washer-Flat
3	322-1	8	Screw-HH
5	104-4648	1	Mount-Radiator
5:2	93-6681	1	Decal-Warning, Fan
5:3	94-1402	1	Plug-Hole
6	93-2048	1	Cap-Tank, Overflow
7	108-3283	1	Hose-Fuel
8	93-2049	1	Tank-Overflow
9	110-6186	1	Hose-Fuel
10	92-2379	3	Clamp-Hose
11	99-5042	1	Hose-Radiator, Lower
12	2412-34	4	Clamp-Hose
13	99-1446-01	1	Mount-Tank, Overflow
14	3256-23	2	Washer-Plain
15	99-5132	2	Bolt
16	99-5125	1	Radiator
17	66-3240	1	Cap-Radiator
18	106-5976	1	Decal-Warning
19	99-5043	1	Hose-Radiator, Upper
22	108-9746-01	2	Plate-Clamp, Radiator



Hydraulic Tank and Filter Assembly

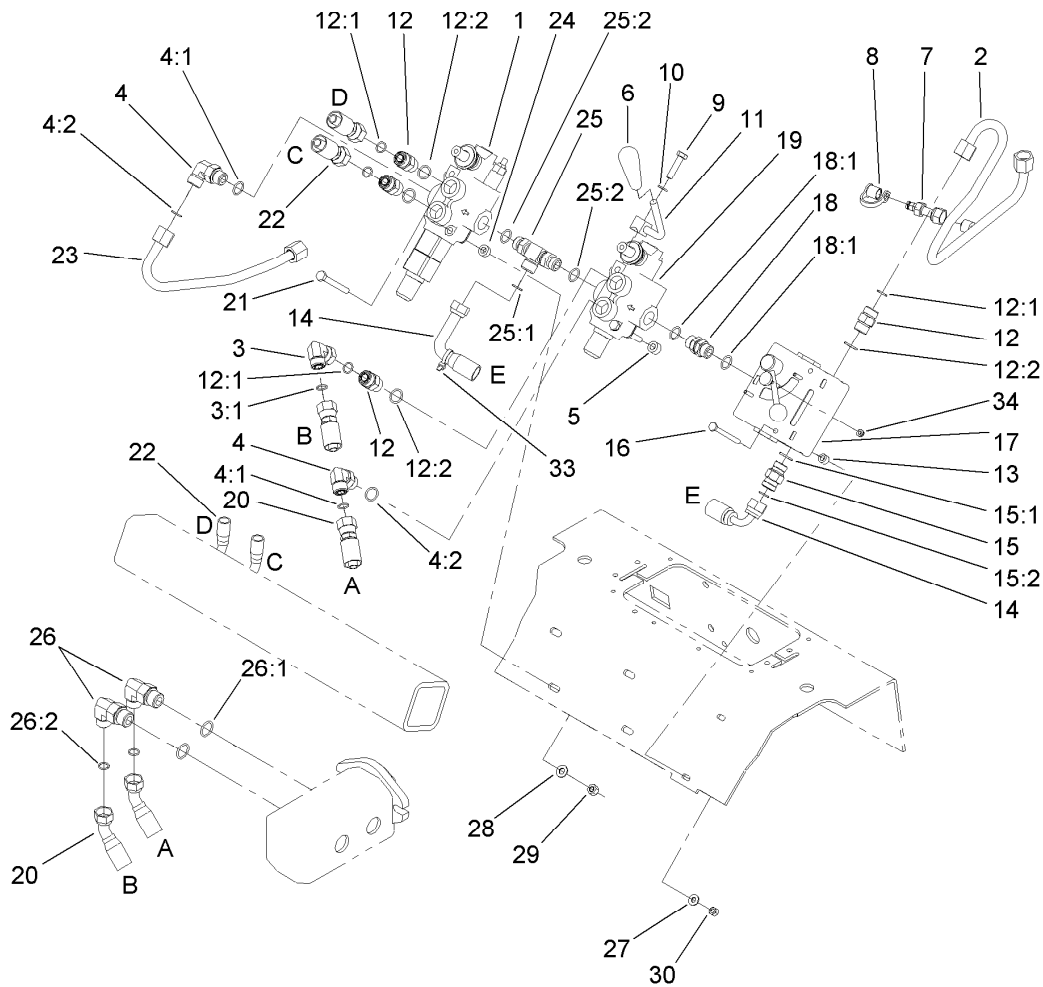
Ref.	Part Number	Qty.	Description	Ref.	Part Number	Qty.	Description
1	98-4675-01	2	Lock-Cylinder	16:1	237-65	1	O-Ring
2	3290-467	2	Pin-Hair	17	100-8815	1	Cap-Dust, Nipple
3	283-52	2	Pin-Clevis	18	100-8816	1	Cap-Dust, Coupler
4	2412-129	2	Clamp-Hose	19	105-8395	1	Bulkhead Nipple ASM
5	98-4745	1	Hose-HYD, Suction, Hi	19:1	237-65	1	O-Ring
6	340-74	2	Nut-Lock, Bulkhead	19:2	100-6120	1	Seal Kit ●
7	68-6150	1	Breather	20	61-2790	1	Filter-Screen
8	2412-36	2	Clamp-Hose	21	100-2097	1	Dipstick-Oil
9	100-1748	1	Hose-Vent	22	98-9906	1	Fitting-Thread, Straight
11	354-127	1	Fitting-Elbow45	22:1	237-81	2	O-Ring
11:1	237-81	1	O-Ring	23	54-0110	1	Filter-Oil, Transmission
12	92-5821	1	Head-Filter	24	98-9927	1	Gasket-Cover
13	93-7498	1	Plug-Plastic	25	100-1713-01	1	Cover
14	237-123	1	O-Ring	26	98-9940	10	Screw-HHF
15	354-126	1	Fitting-Elbow, 45	27	353-988	1	Plug-Hex
15:1	237-79	1	O-Ring	27:1	237-79	1	O-Ring
16	105-8394	1	Bulkhead Coupler ASM				

● Not illustrated



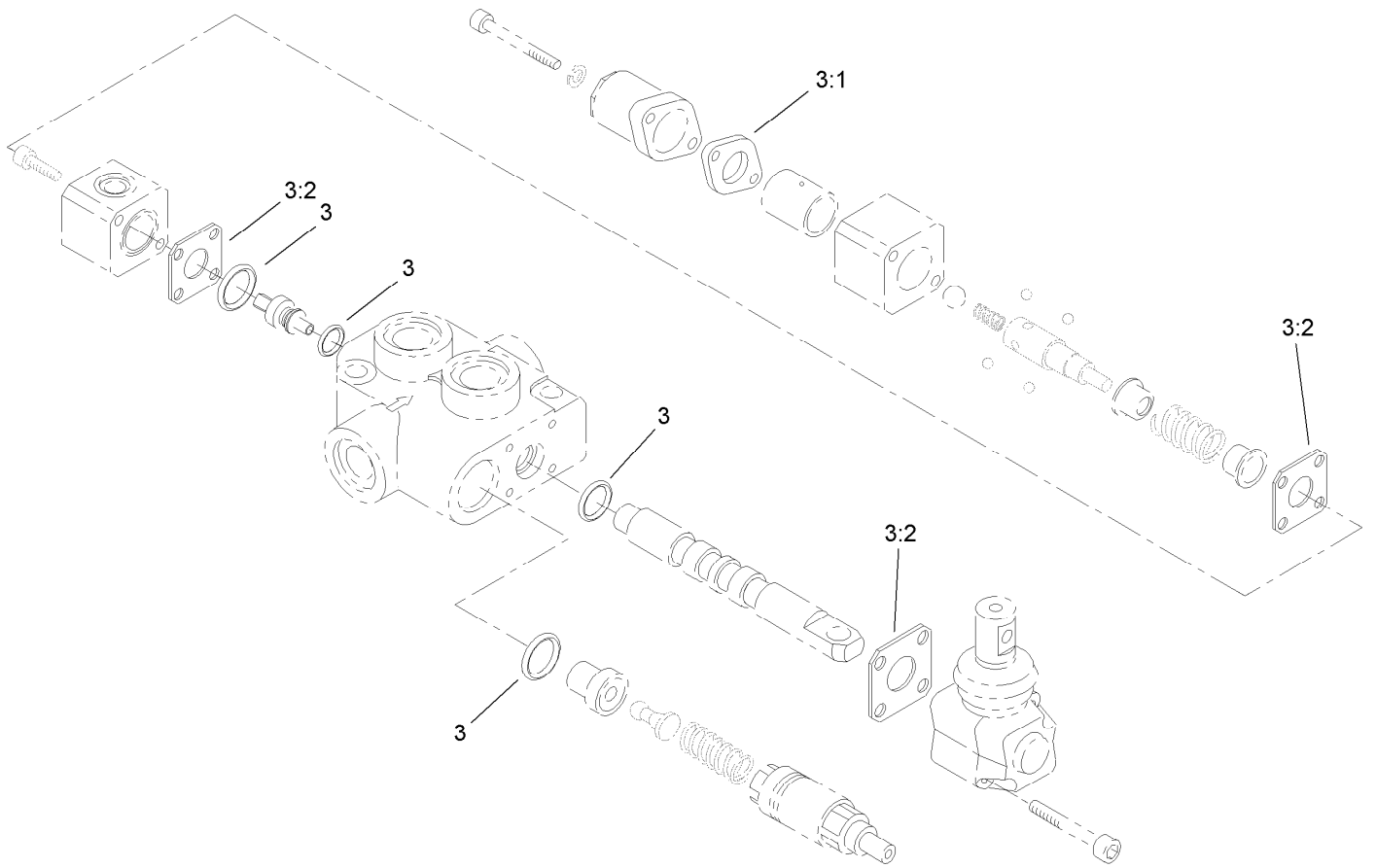
Auxiliary Control Lever Assembly

<i>Ref.</i>	<i>Part Number</i>	<i>Qty.</i>	<i>Description</i>
1	110-0121-03	1	Bracket-Auxiliary
2	114-1263-03	1	Mount-Lever, Auxiliary
3	110-0123	1	Handle-Lever, Auxiliary
4	110-0124	1	Spring
5	110-0125	1	Retainer-Spring, Auxiliary
6	110-0160	1	Tube-Spring
7	3253-4	1	Washer-Lock
8	32121-3	1	Pin-Spring
9	33104-020	1	Screw-HHF
10	33114-010	1	Screw-HH
11	108-4723	1	Decal-Auxiliary, CE



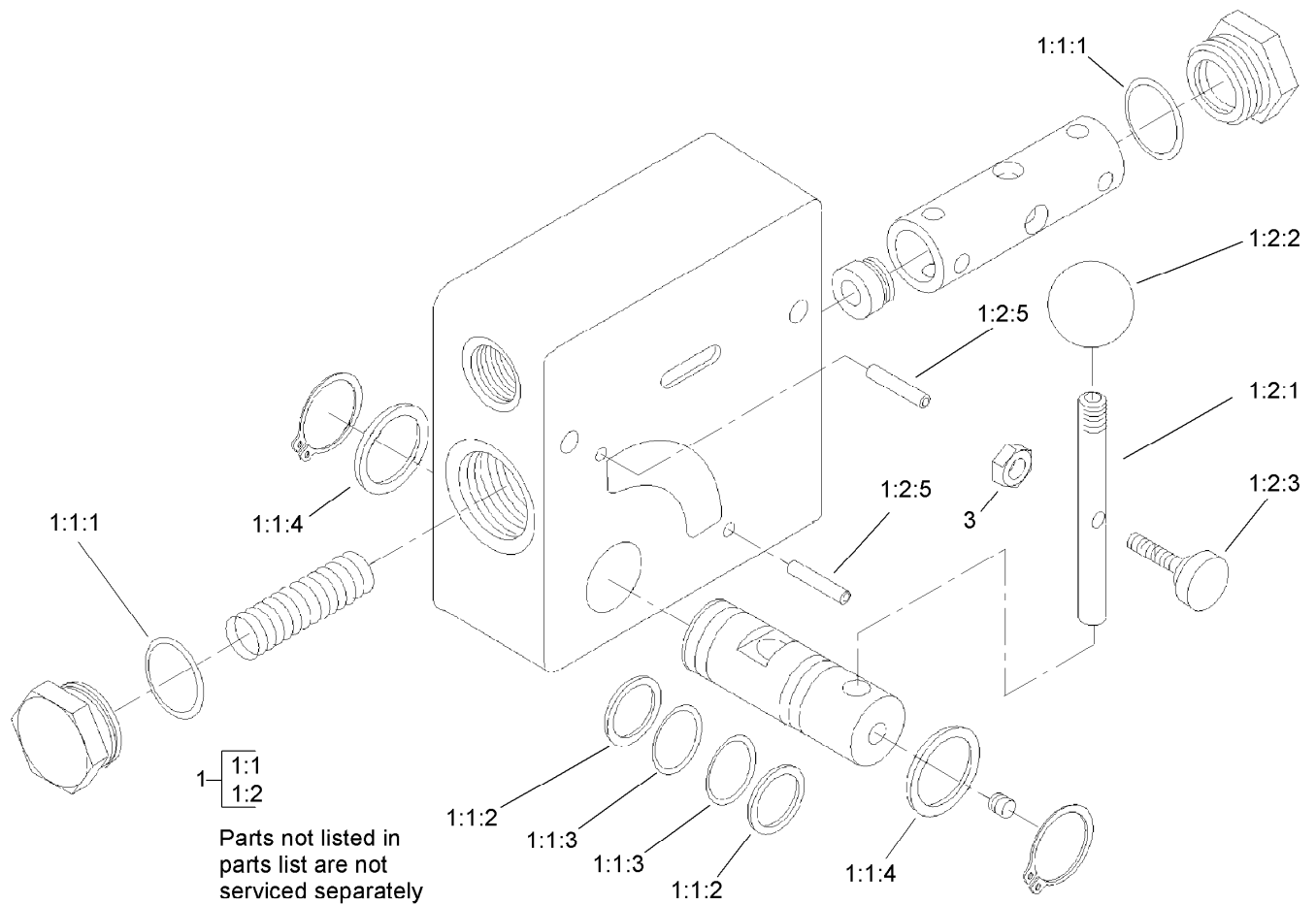
Hydraulic Valve Assembly

Ref.	Part Number	Qty.	Description	Ref.	Part Number	Qty.	Description
1	99-3077	1	Valve-HYD, Auxiliary	16	321-14	2	Screw-HH
2	105-7878	1	Tube-HYD	17	104-4221	1	HYD Valve Kit
3	94-6031	1	Elbow-90	18	95-3209	1	Fitting-Thread, Straight
3:1	237-30	1	O-Ring	18:1	237-79	2	O-Ring
4	340-98	2	Fitting-Elbow, 90 DEG	19	99-3072	1	Valve-Selector, HYD
4:1	237-79	1	O-Ring	20	100-1730	2	Hose-Pump, HYD
4:2	237-30	1	O-Ring	21	322-13	4	Screw-HH
5	98-4695	2	Spacer	22	100-8817	2	Hose-HYD
6	98-0152	1	Knob-Tapered	23	105-7879	1	Tube-HYD
7	86-5480	1	Nipple-Test	24	100-2085	2	Spacer
8	354-79	1	Cap-Dust	25	98-9079	1	Adapter-Tee, Adjustable
9	33114-035	1	Screw-HH	25:1	237-30	1	O-Ring
10	3253-4	1	Washer-Lock	25:2	237-79	2	O-Ring
11	108-9709-03	1	Lever-Control	26	340-105	2	Fitting-Elbow, 90 DEG
12	340-4	4	Fitting-Straight	26:1	237-80	1	O-Ring
12:1	237-30	1	O-Ring	26:2	237-30	1	O-Ring
12:2	237-79	1	O-Ring	27	3256-22	2	Washer-Flat
13	98-4799	2	Spacer	28	3256-23	4	Washer-Plain
14	100-2245	1	Hose-HYD	29	3296-29	4	Nut-Lock, NI
15	98-4735	1	Valve-Check, HYD	30	3296-42	2	Nut-Lock, NI
15:1	237-30	1	O-Ring	33	3290-379	18	Tie-Cable
15:2	237-79	1	O-Ring	34	3296-27	1	Nut-Lock, NI



Auxiliary Hydraulic Valve Assembly No. 99-3077

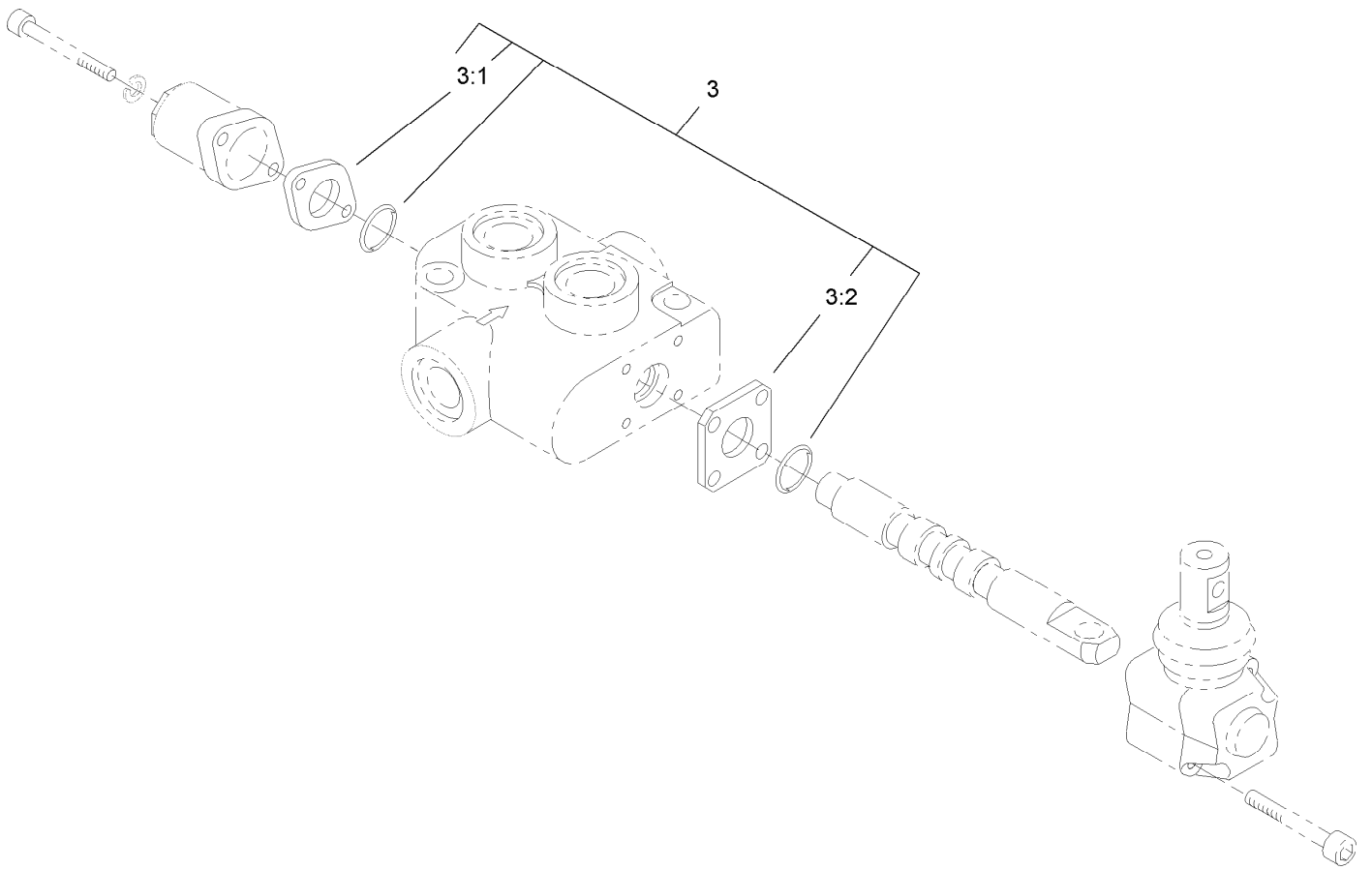
<i>Ref.</i>	<i>Part Number</i>	<i>Qty.</i>	<i>Description</i>
3	99-4391	1	Seal Kit
3:1	99-3074	1	Gasket
3:2	99-3075	3	Gasket



Hydraulic Valve Assembly No. 104-4221

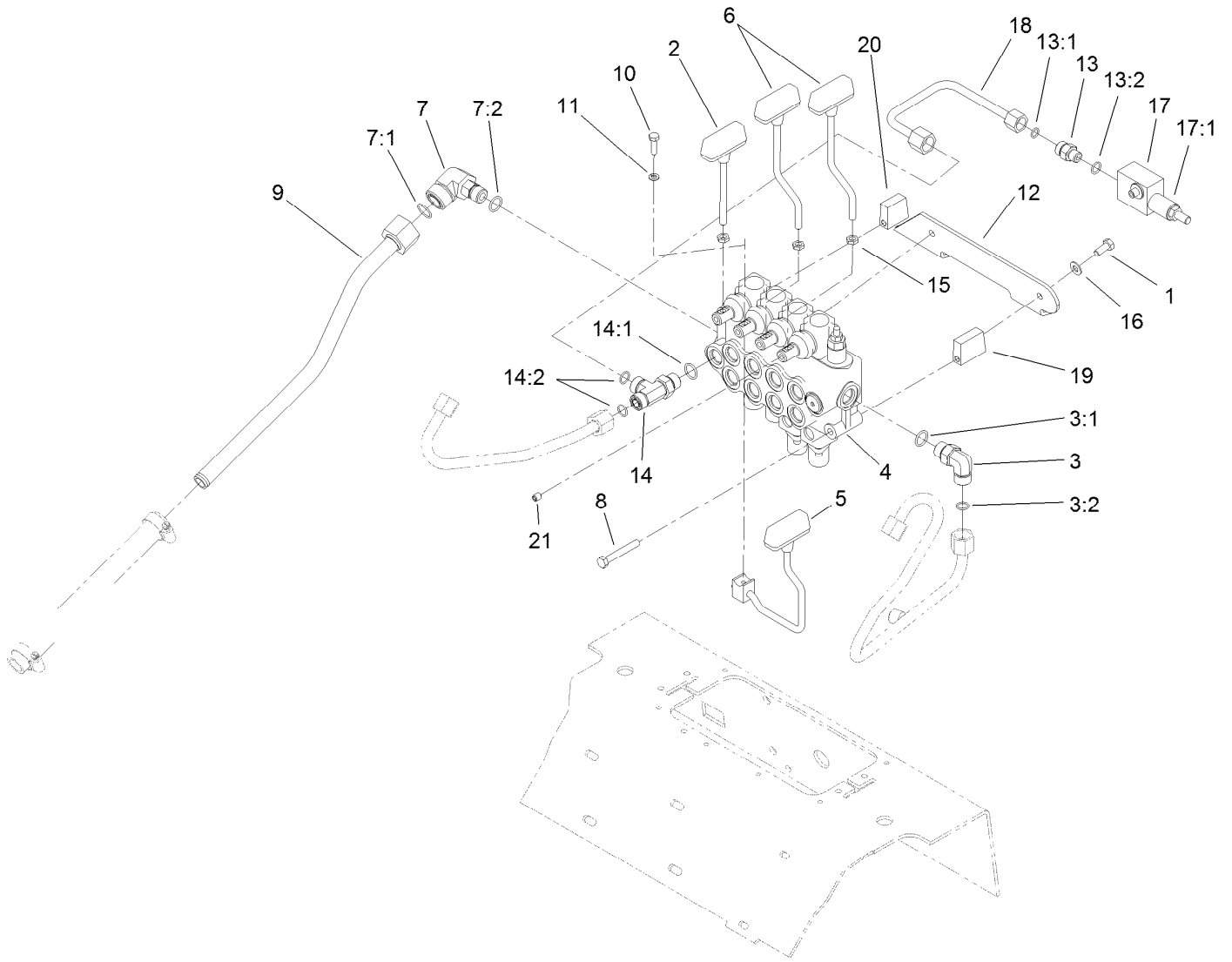
Ref.	Part Number	Qty.	Description
1		1	Valve-Flow, Hydraulic ●
1:1	104-4231	1	Seal Kit
1:1:1		2	O-Ring ●
1:1:2		2	Back-Up ●
1:1:3		2	O-Ring ●
1:1:4		2	Quad Ring ●
1:2	98-9098	1	Handle Hardware Kit
1:2:1		1	Handle ●
1:2:2		1	Knob ●
1:2:3		1	Screw-Thumb ●
1:2:5		2	Pin-Roll ●
3	3296-27	1	Nut-Lock, NI

● Not serviced separately



Hydraulic Selector Valve Assembly No. 99-3072

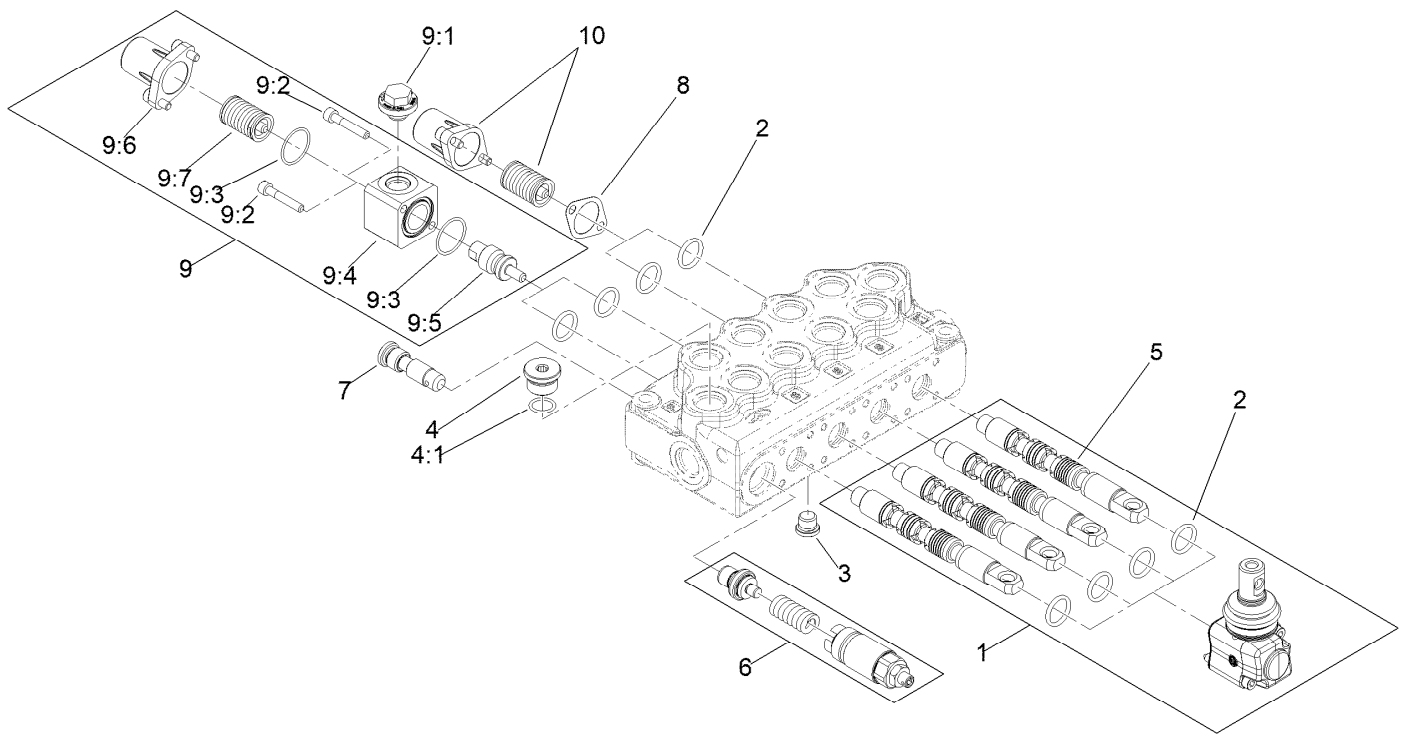
<i>Ref.</i>	<i>Part Number</i>	<i>Qty.</i>	<i>Description</i>
3	99-4391	1	Seal Kit
3:1	99-3074	1	Gasket
3:2	99-3075	3	Gasket



4-Spool Valve Assembly

Ref.	Part Number	Qty.	Description	Ref.	Part Number	Qty.	Description
1	322-3	3	Screw-HH	13	340-2	1	Fitting-Straight
2	105-7881	1	Lever-Cylinder	13:1	237-22	1	O-Ring
3	340-98	1	Fitting-Elbow, 90 DEG	13:2	237-42	1	O-Ring
3:1	237-79	1	O-Ring	14	340-109	1	Fitting-Tee
3:2	237-30	1	O-Ring	14:1	237-79	1	O-Ring
4	105-8377	1	HYD Four Spool Valve ASM	14:2	237-30	2	O-Ring
5	106-8165	1	Lever-Control	15	42-9580	3	Nut-Hex
6	104-5733	2	Lever-Drive	16	3256-23	3	Washer-Plain
7	92-5696	1	Fitting-Elbow, 90 DEG	17	105-7882	1	Relief Valve ASM
7:1	237-58	1	O-Ring	17:1	105-8358	1	Cartridge-Valve, Relief
7:2	237-79	1	O-Ring	17:2	105-8357	1	Seal Kit ●
8	322-11	3	Screw-HH	18	105-7866	1	Line-HYD
9	106-8177	1	Tube-Tank, HYD	19	105-8354	2	Spacer-Lower V
10	3274-56	1	Screw-HSH	20	105-7870	1	Spacer-Upper V
11	108-4705	1	Spacer	21	105-4068	3	Screw-Set, HSH
12	104-4222-03	1	Bracket-Cover, Mount				

● Not illustrated

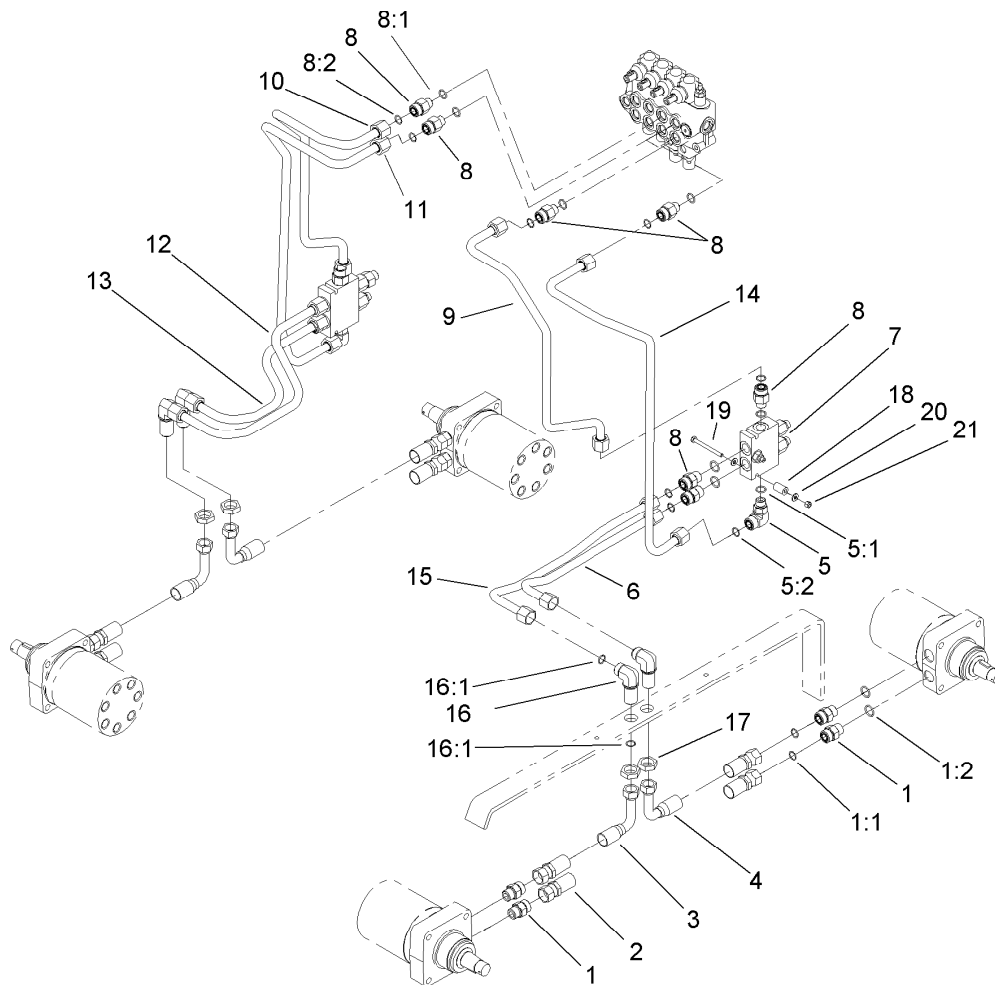


Four Spool Hydraulic Valve Assembly No. 105-8377

Ref.	Part Number	Qty.	Description
1	139-8891	4	Lsg/S5 Lever Kit With Screws
2	139-8886	8	O-Ring Seal, 70 Sh
3	139-8884	1	SAE 4 Plug
4	353-988	1	Plug-Hex
4:1	237-79	1	O-Ring
5	105-8441	4	Spool-Valve
6	139-8890	1	Vmd5 (Jn) Inlet Part
7	139-8880	1	Kit-Valve Body
8	99-3074	2	Gasket

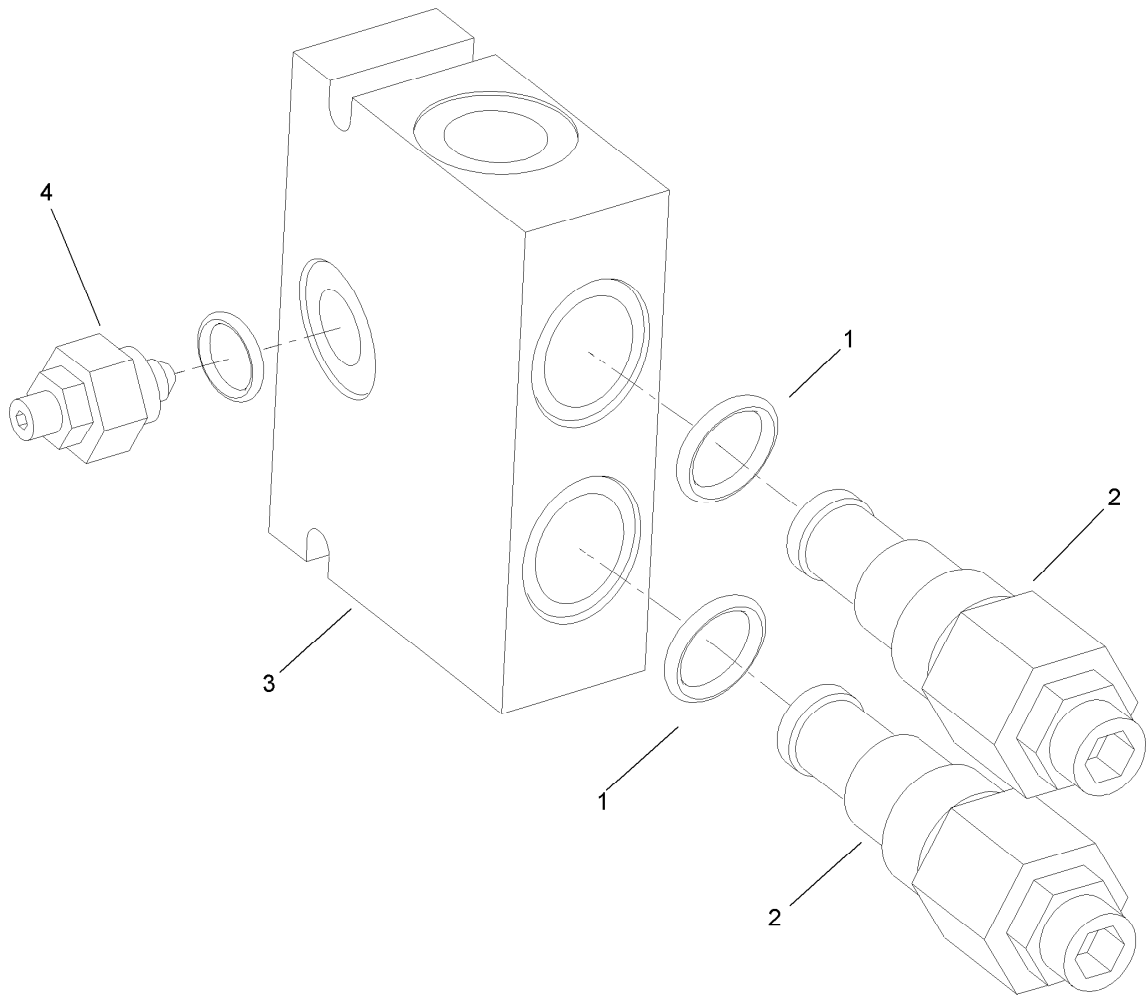
Ref.	Part Number	Qty.	Description
9	139-8887	2	S5 Command Kit
9:1		1	Plug ●
9:2		2	Screw ●
9:3		2	Oring ●
9:4		1	Block ●
9:5		1	Pin ●
9:6		1	End Cap ●
9:7		1	Spring ●
10	161-1080	2	S5 End Cap Kit

● Not serviced separately



Hydraulic Motor Assembly

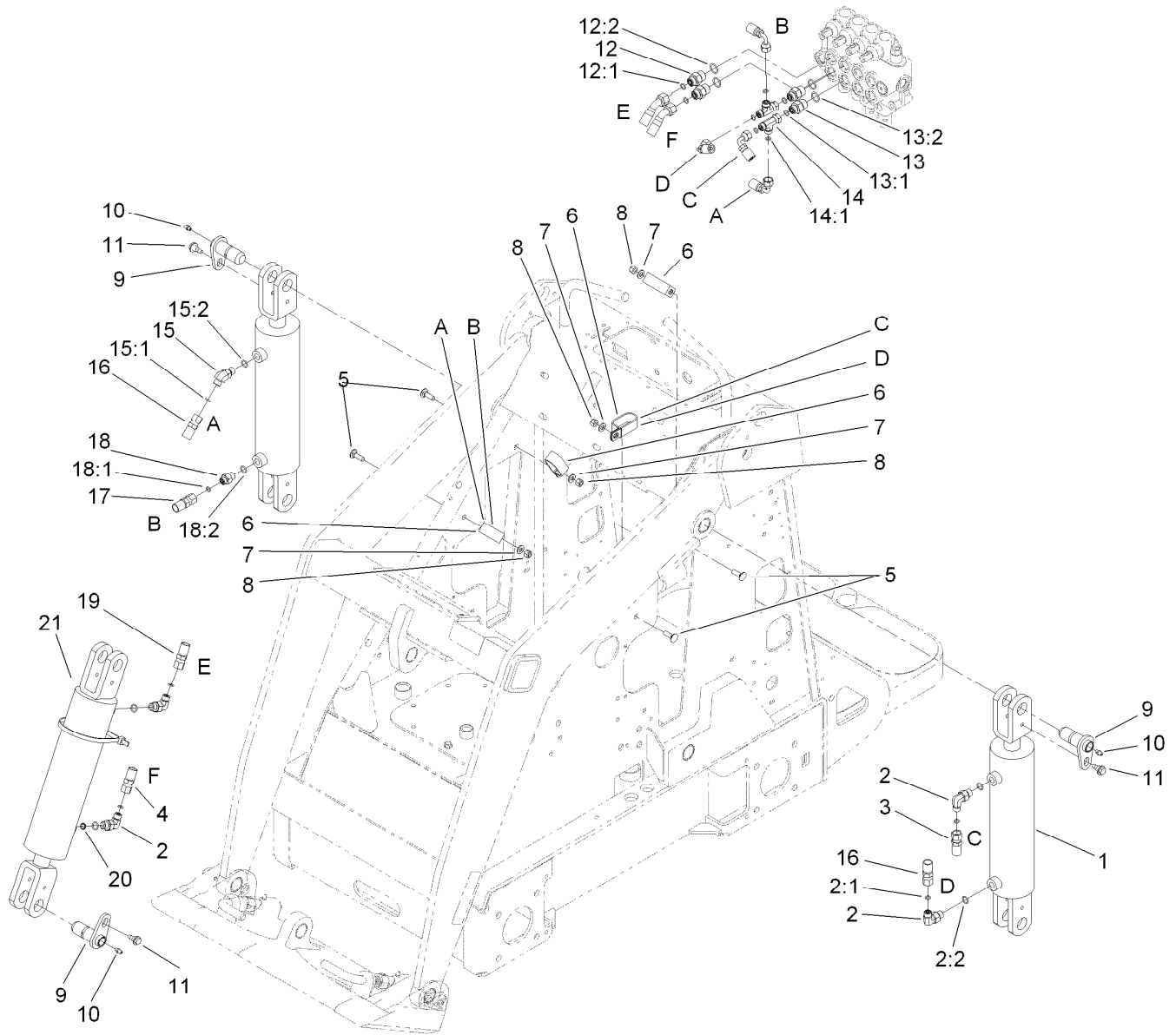
<i>Ref.</i>	<i>Part Number</i>	<i>Qty.</i>	<i>Description</i>	<i>Ref.</i>	<i>Part Number</i>	<i>Qty.</i>	<i>Description</i>
1	340-7	8	Fitting-Straight	9	108-9729	1	Tube-HYD
1:1	237-65	1	O-Ring	10	108-9727	1	Tube-HYD
1:2	237-80	1	O-Ring	11	108-9726	1	Tube-HYD
2	99-3012	2	Hose-HYD	12	99-3025	1	Tube-HYD
3	99-3010	2	Hose-HYD	13	99-3028	1	Tube-HYD
4	99-3011	2	Hose-HYD	14	108-9725	1	Tube-HYD
5	340-153	2	Fitting-Elbow, 90 DEG	15	99-3026	1	Tube-HYD
5:1	237-79	1	O-Ring	16	340-72	4	Fitting-Bulkhead, 90 DEG
5:2	237-151	1	O-Ring	16:1	237-65	2	O-Ring
6	99-3022	1	Tube-HYD	17	340-74	4	Nut-Lock, Bulkhead
7	99-3040	2	HYD Counterbalance Valve ASM	18	99-3057	2	Spacer-Valve
8	340-155	10	Fitting-Straight	19	321-23	2	Screw-HH
8:1	237-79	1	O-Ring	20	3256-22	4	Washer-Flat
8:2	237-151	1	O-Ring	21	3296-42	2	Nut-Lock, NI



Counterbalance Valve Assembly No. 99-3040

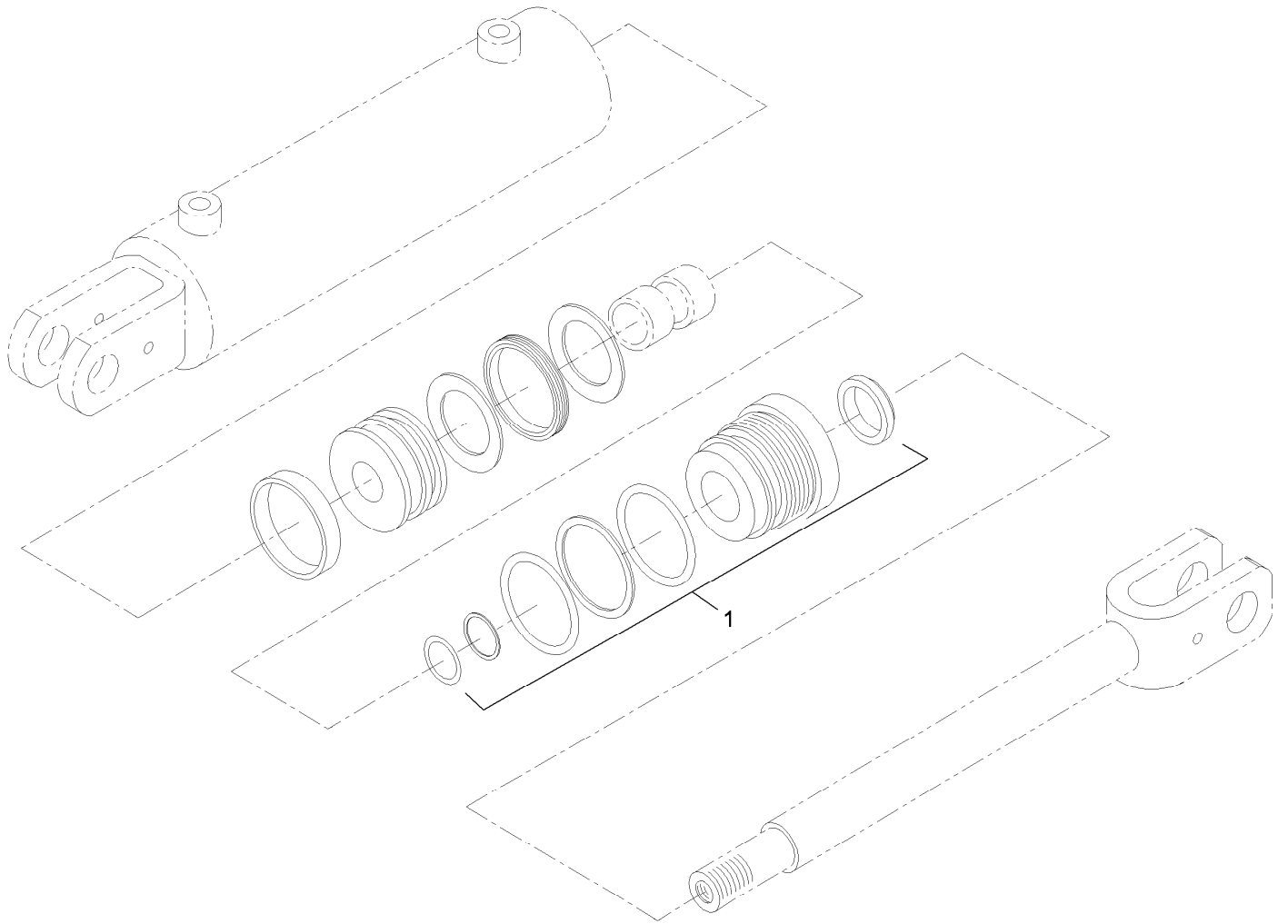
<i>Ref.</i>	<i>Part Number</i>	<i>Qty.</i>	<i>Description</i>
1	105-4099	1	Seal Kit ●
2	99-3271	2	Valve-Cartridge
3	100-8864	1	Manifold ASM
4	100-8865	1	Needle Valve ASM

● Not illustrated



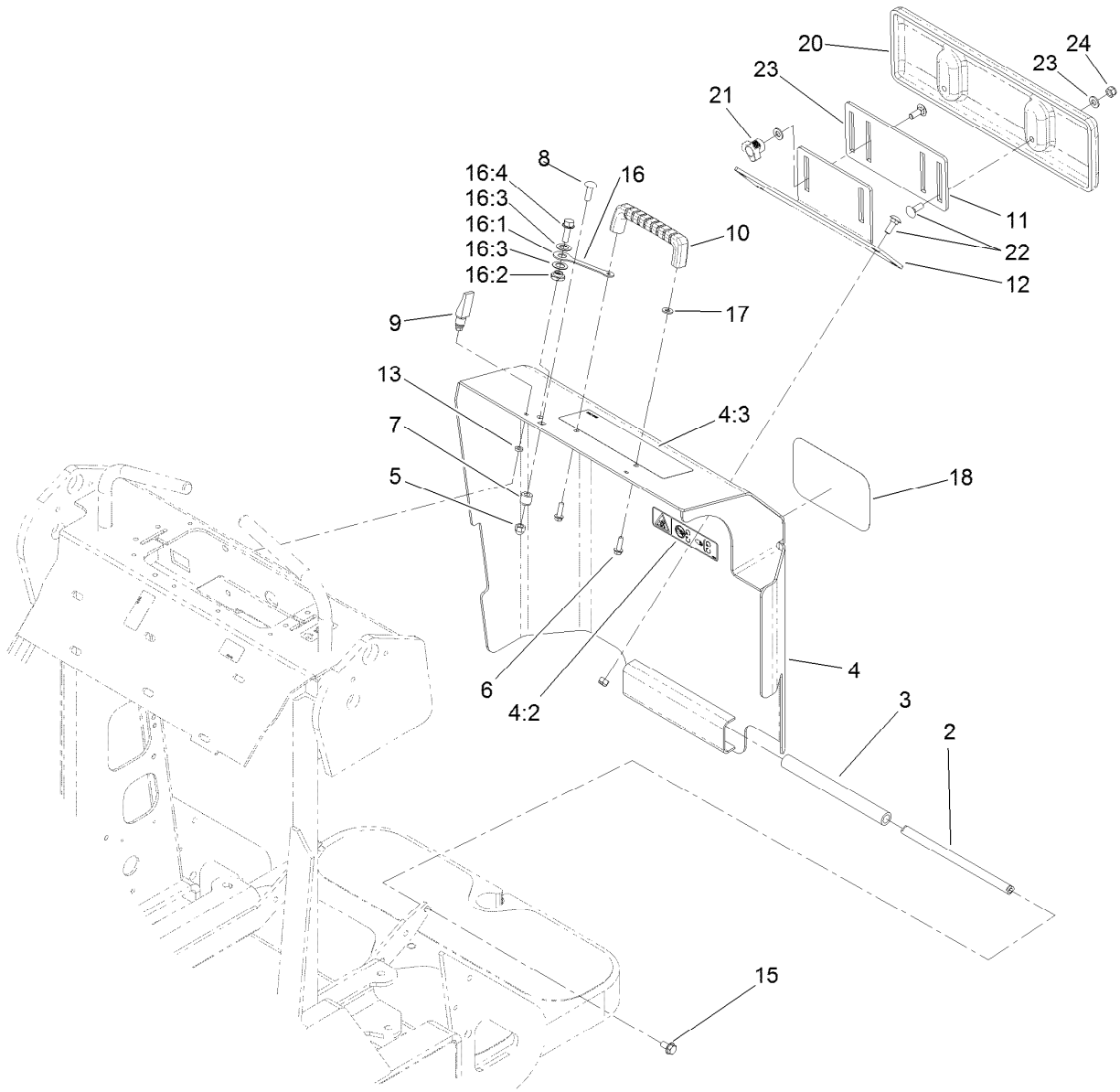
Hydraulic Cylinder Assembly

Ref.	Part Number	Qty.	Description	Ref.	Part Number	Qty.	Description
1	105-7867	3	HYD Cylinder ASM	13	340-133	2	Fitting-STR
2	340-82	4	Fitting-Elbow, 90 DEG	13:1	237-79	1	O-Ring
2:1	237-42	1	O-Ring	13:2	237-21	1	O-Ring
2:2	237-21	1	O-Ring	14	340-151	2	Fitting-Tee
3	98-4748	1	HYD Hose ASM	14:1	237-75	3	O-Ring
4	98-4726	1	Hose-HYD	15	340-137	1	Fitting
5	3230-2	4	Bolt-CARR	15:1	237-21	1	O-Ring
6	2412-137	4	Clamp-R, Double	15:2	237-42	1	O-Ring
7	3256-23	4	Washer-Plain	16	98-4725	2	Hose-HYD
8	3296-29	4	Nut-Lock, NI	17	100-1731	1	Hose-HYD, Right
9	112-2609	6	Pin-Pivot	18	340-1	1	Fitting-Straight
10	302-5	6	Fitting-Grease	18:1	237-21	1	O-Ring
11	99-5105	6	Screw-Shoulder	18:2	237-42	1	O-Ring
12	340-3	2	Fitting-Straight	19	98-4727	1	Hose-HYD
12:1	237-22	1	O-Ring	20	108-4714	1	Orifice-Port Insert, One Way
12:2	237-79	1	O-Ring	21	3334-945	1	Tie-Cable



Hydraulic Cylinder Assembly No. 105-7867

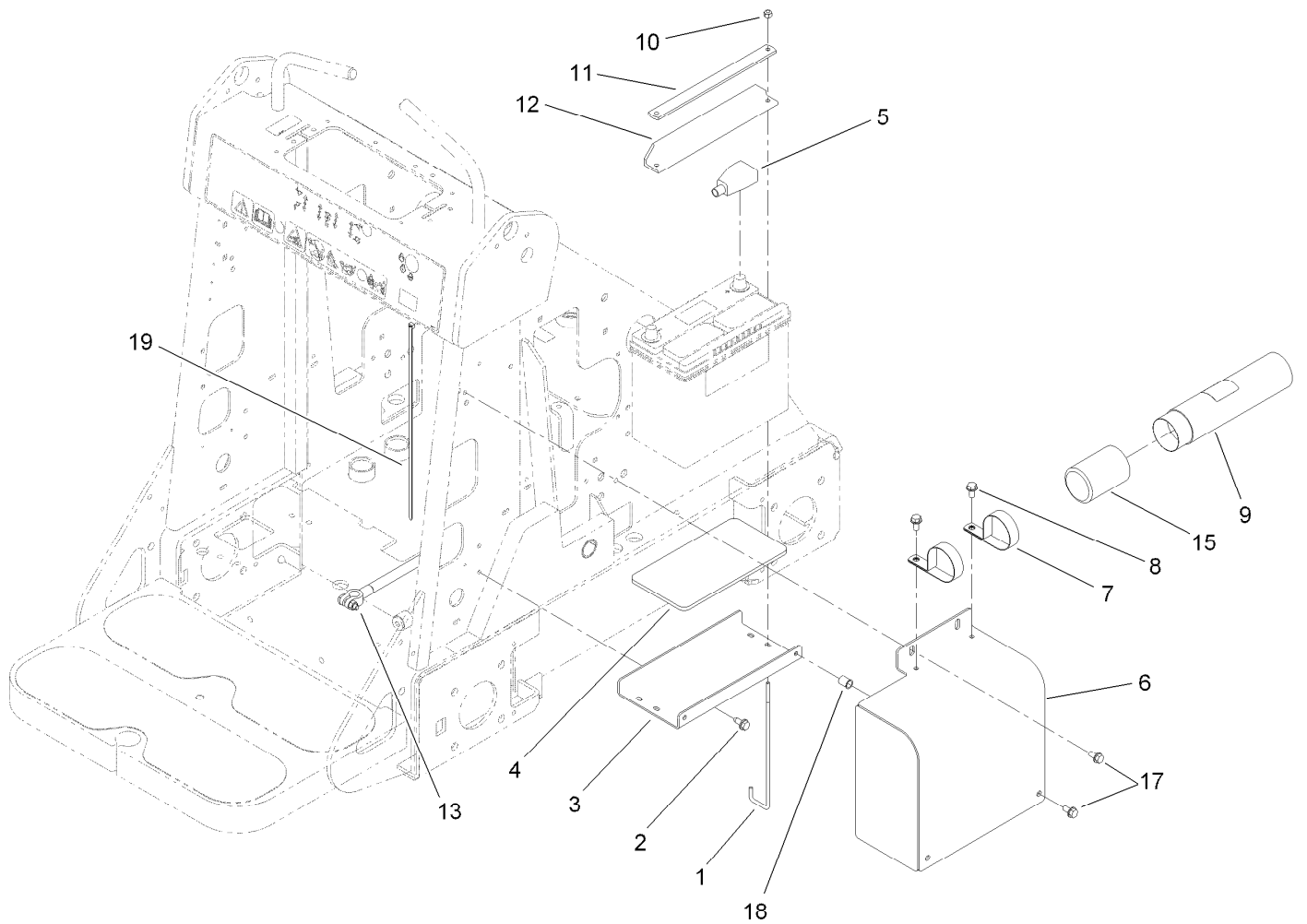
<i>Ref.</i>	<i>Part Number</i>	<i>Qty.</i>	<i>Description</i>
1	105-8356	1	Seal Kit



Rear Cover Assembly

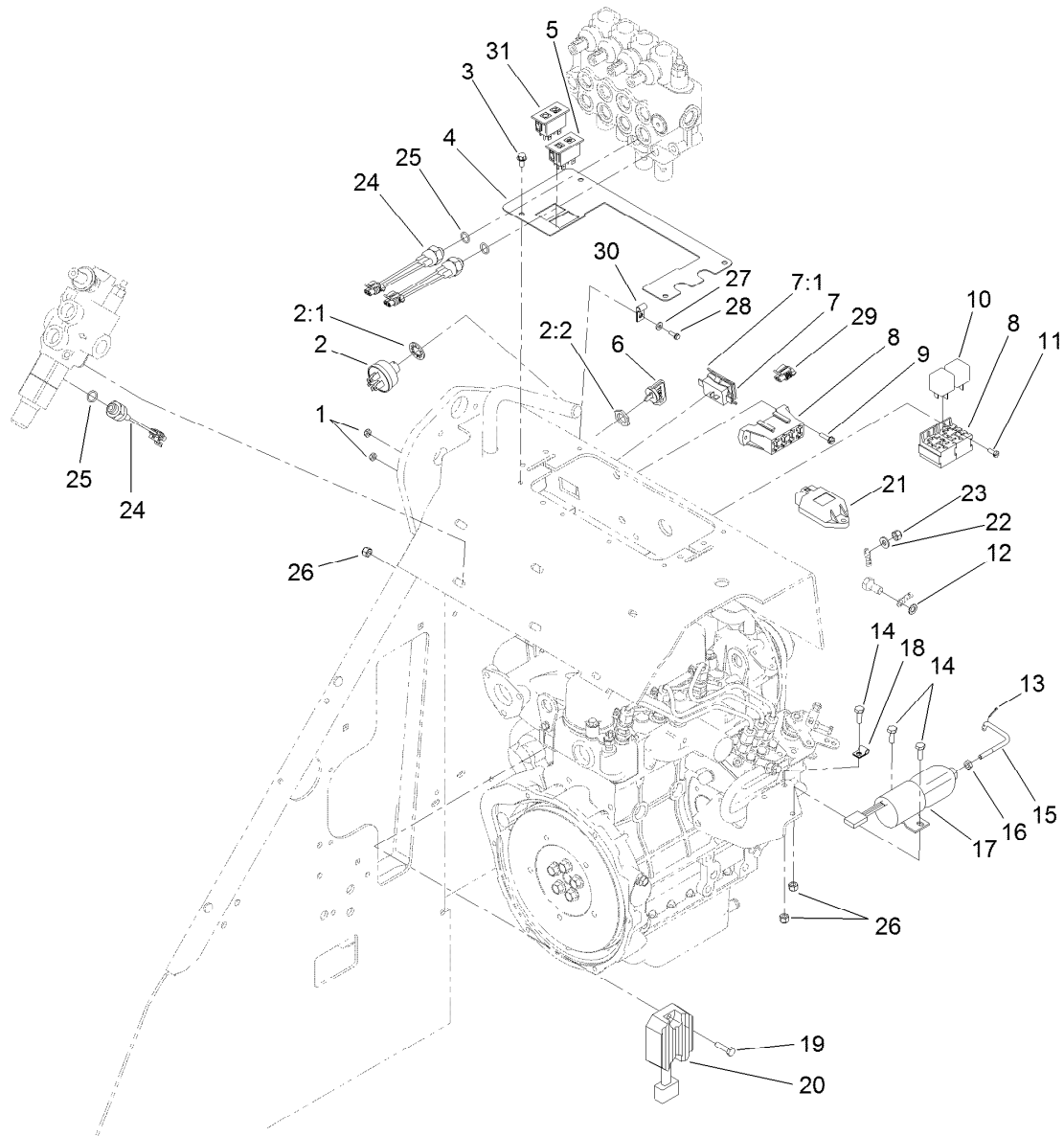
<i>Ref.</i>	<i>Part Number</i>	<i>Qty.</i>	<i>Description</i>
2	99-3083	1	Bar-Hinge
3	99-3085	1	Hose-Hinge
4	114-1755	1	Cover ASM
4:2	93-7814	1	Decal-Danger
4:3	100-1701	1	Decal-Danger
5	32111-8	1	Nut-Acorn
6	46-8091	2	Screw-HWH
7	99-3035	1	Spacer-Guide
8	3230-22	1	Screw-CARR
9	74-5950	2	Latch-Swell
10	65-5100	1	Handle-Door
11	105-0337-03	1	Plate-Adjusting
12	105-0331-03	1	Bracket-Support, Thigh
13	99-3058	2	Washer

<i>Ref.</i>	<i>Part Number</i>	<i>Qty.</i>	<i>Description</i>
15	3234-7	2	Screw-HHF
16	117-1762	1	Lanyard ASM
16:1	117-8339	1	Lanyard-3 Inch
16:2	117-1764	1	Nut-Shoulder
16:3	98-1629	2	Washer
16:4	3234-29	1	Screw-HHF
17	3256-22	1	Washer-Flat
18	93-7340	1	Decal
20	105-0333	1	Support-Thigh
21	104-6156	2	Knob-Adjustment
22	3230-16	8	Screw-CARR
23	3256-70	4	Washer-Flat
24	3296-72	6	Nut-Lock, NI



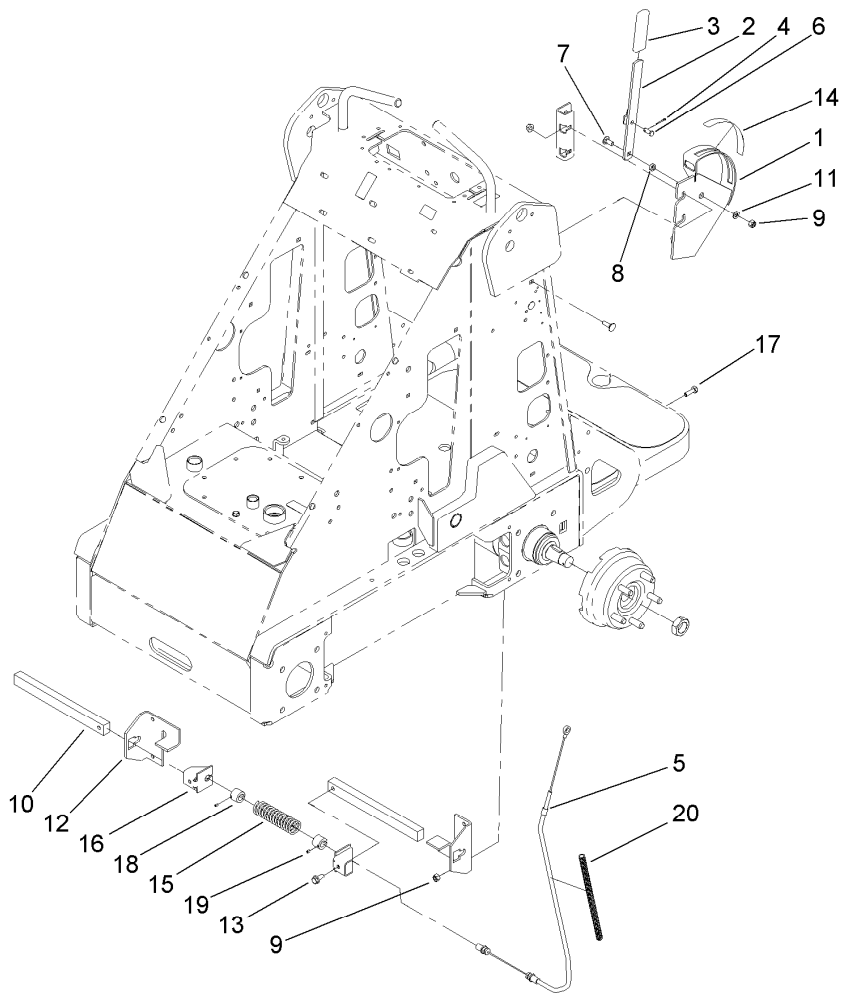
Battery Mount Assembly

<i>Ref.</i>	<i>Part Number</i>	<i>Qty.</i>	<i>Description</i>	<i>Ref.</i>	<i>Part Number</i>	<i>Qty.</i>	<i>Description</i>
1	99-5035	2	Retainer-Battery	10	3296-42	2	Nut-Lock, NI
2	32144-70	2	Screw-HWHTF	11	99-5008-01	1	Retainer-Battery
3	98-2665-03	1	Mount-Battery	12	99-5039	1	Retainer-Battery
4	99-5030	1	Pad-Battery	13	100-1709	1	Cable-Battery, Negative
5	100-1708	1	Cable-Battery, Positive	15	104-7048	1	Cap-Housing
6	98-2670-03	1	Cover-Battery	17	3234-29	2	Screw-HHF
7	2412-133	2	Clamp-R	18	32148-7	2	Nut-Clinch
8	32144-14	4	Screw-HWHTF	19	3290-379	1	Tie-Cable
9	104-7050	1	Tube-Manual				



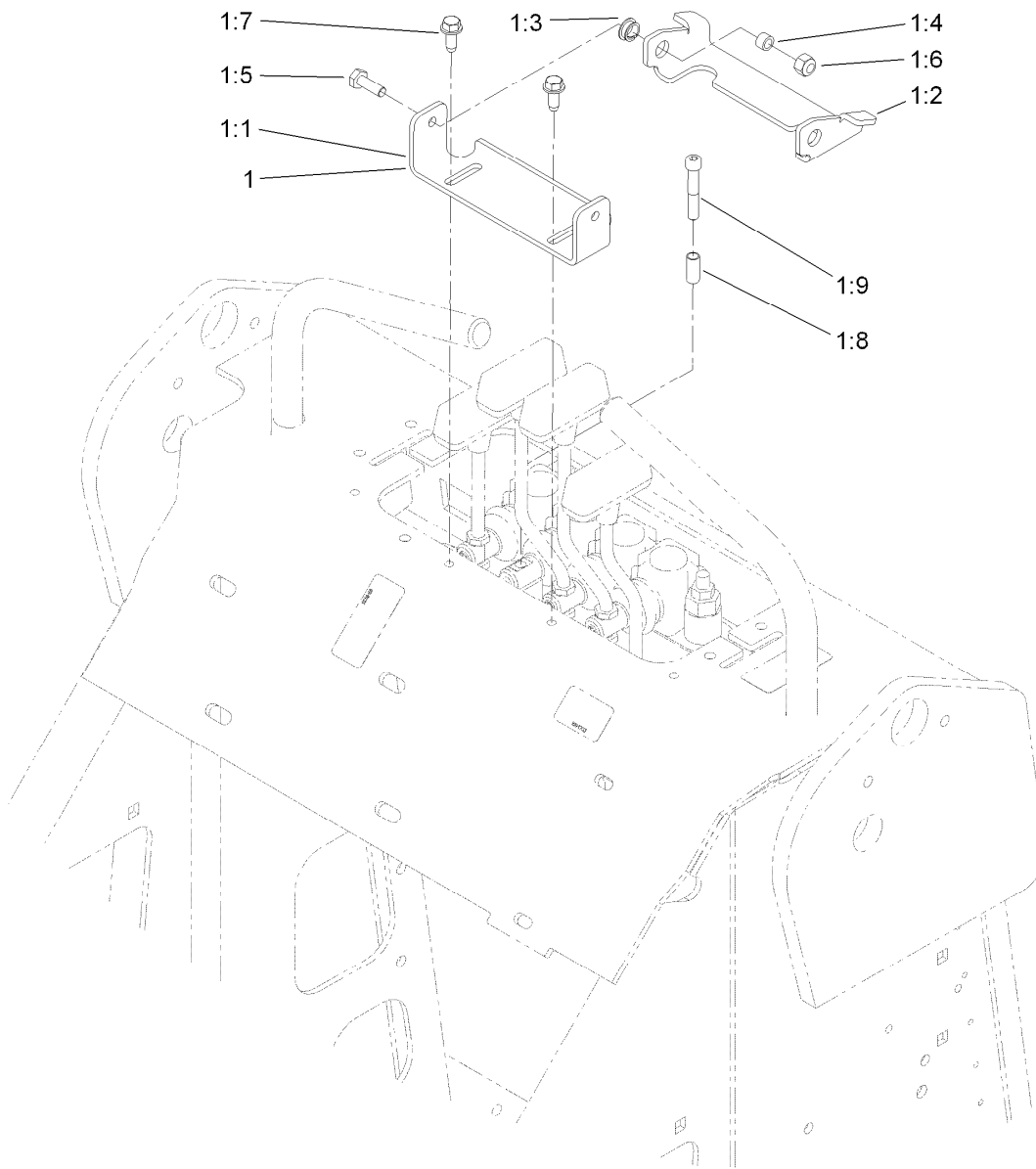
Electrical Component Assembly

Ref.	Part Number	Qty.	Description	Ref.	Part Number	Qty.	Description
1	3296-12	4	Nut-Lock, NI	15	105-6243	1	Rod-Linkage
2	88-9830	1	Key Switch ASM	16	3220-1	1	Nut-Jam
2:1	3254-5	1	Washer-Lock	17	99-5006	1	Solenoid
2:2	218-461	1	Nut-HH	18	2412-31	1	Clamp-Boden
3	32144-4	4	Screw-HWH	19	321-6	3	Screw-HH
4	105-8351-03	1	Plate-Cover	20	100-2057	1	Regulator ASM
5	100-8070	1	Lamp-Warning	21	107-9097	1	Controller-Glow
6	63-8360	2	Key-Ignition	22	100-2215	1	Washer-Spring
7	104-7429	1	Hour Meter ASM	23	100-2171	1	Nut-Hex
7:1	104-4234	1	Clip-Mounting	24	72-4310	3	Switch-Ball
8	105-4069	1	Harness-Wire	25	237-42	3	O-Ring
9	32105-13	2	Screw-HWH	26	3296-42	6	Nut-Lock, NI
10	98-7249	2	Relay	27	3256-21	1	Washer-Flat
11	32105-8	1	Screw-SHH	28	32144-87	1	Screw-HWHTF
12	3255-9	1	Washer-Lock	29	99-1433	2	Connector-Female
13	3272-1	2	Pin-Cotter	30	2412-72	1	Clip-Closed, Insulated
14	321-4	3	Screw-HH	31	100-8071	1	Lamp-Warning



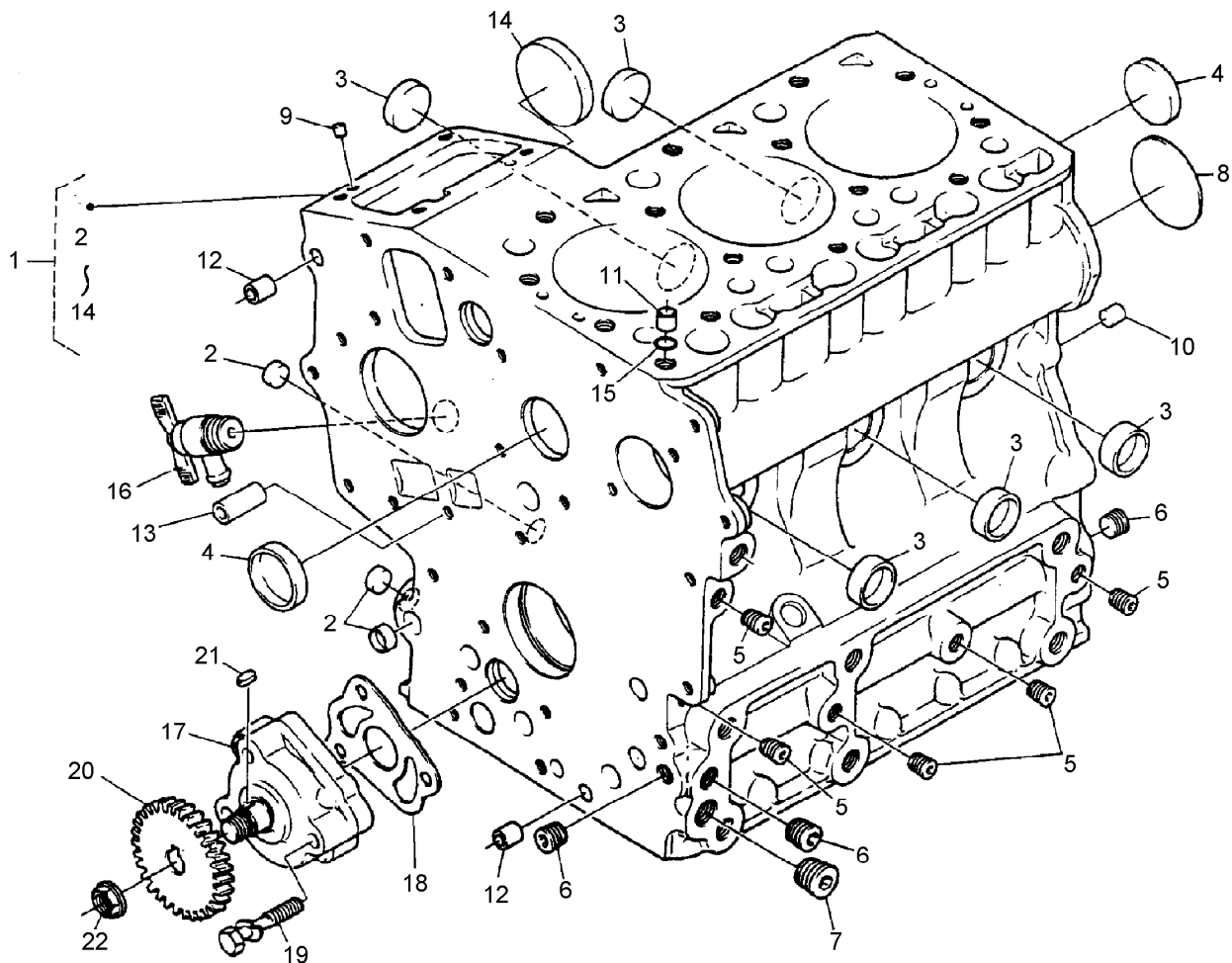
Parking Brake Assembly

<i>Ref.</i>	<i>Part Number</i>	<i>Qty.</i>	<i>Description</i>
1	105-8414-03	1	Plate-Brake
2	100-1684-03	1	Lever-Brake
3	62-9130	1	Grip-Handle
4	3272-6	1	Pin-Cotter
5	100-1679	1	Cable
6	283-62	1	Pin-Clevis
7	3230-23	1	Bolt-CARR
8	100-1683	1	Hub-Lever
9	3296-29	5	Nut-Lock, NI
10	100-1674-03	2	Bar-Brake
11	3256-23	1	Washer-Plain
12	100-1676-03	2	Bracket-Brake
13	100-1668	2	Screw-HHF
14	100-1692	1	Decal-Brake
15	100-1678-03	1	Spring
16	100-1677-03	2	Bracket-Cable
17	322-5	4	Screw-HH
18	100-6274	2	Tube-Guide
19	3245-20	2	Screw-Set
20	100-4697	1	Tube-Convolute



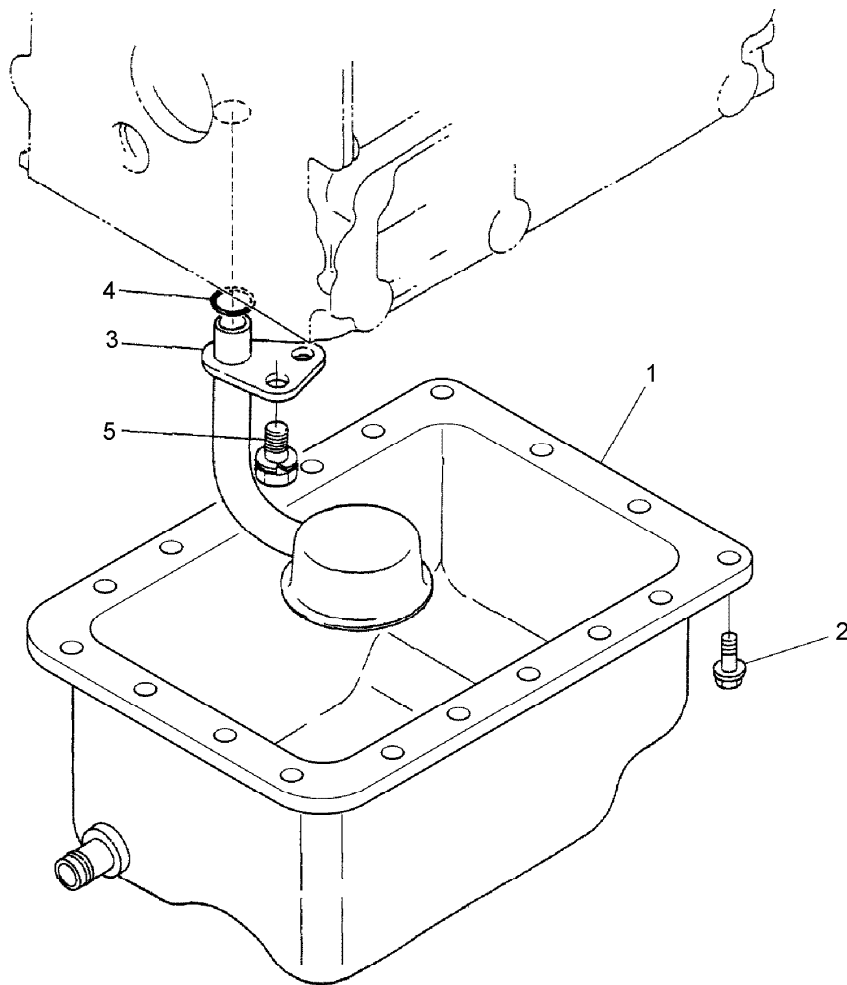
Loader Lever Lock Assembly

Ref.	Part Number	Qty.	Description
1	108-4702	1	Lever Lock ASM
1:1	108-4703-03	1	Bracket-Lever Lock
1:2	108-4704-03	1	Arm-Lever Lock
1:3	5979	2	Bushing-Nyliner
1:4	88-7860	2	Spacer
1:5	321-4	2	Screw-HH
1:6	3296-42	2	Nut-Lock, NI
1:7	32144-10	2	Screw-HWH
1:8	108-4705	1	Spacer
1:9	3274-19	1	Screw-HSH



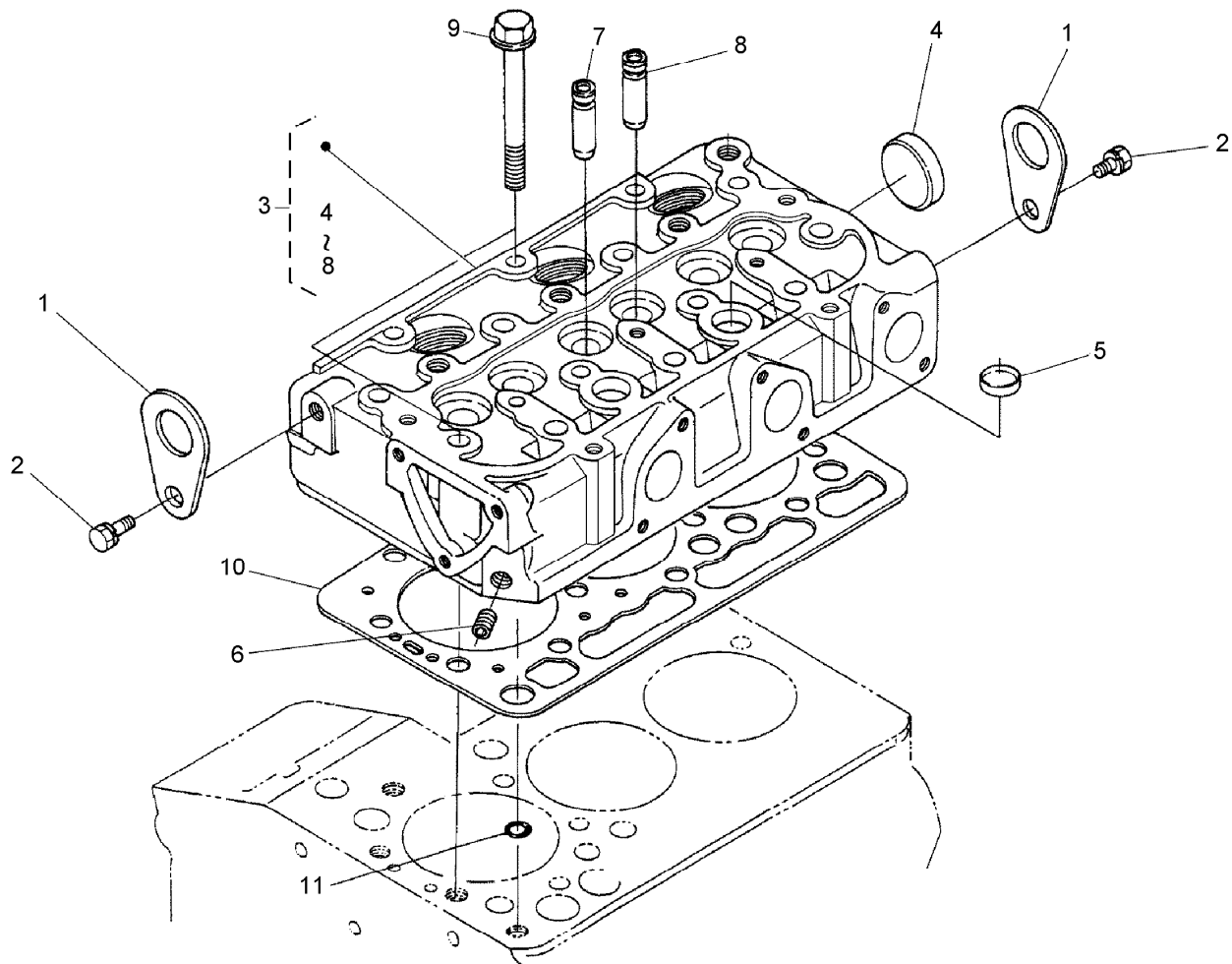
Crankcase Assembly

<i>Ref.</i>	<i>Part Number</i>	<i>Qty.</i>	<i>Description</i>
1	112-2801	1	Crankcase ASM
2	100-2019	3	Cap-Sealing
3	100-2020	5	Cap-Sealing
4	98-9398	2	Cap-Sealing
5	98-7540	5	Plug
6	98-7487	3	Plug
7	98-7488	1	Plug
8	100-1851	1	Plug-Expansion
9	98-9375	2	Pin-Straight
10	98-9377	2	Pin-Straight
11	98-7506	1	Pin-Pipe
12	98-9387	2	Pin-Pipe
13	100-2051	2	Pin-Pipe
14	100-1991	1	Cover-Fuel, Camshaft
15	98-7509	1	O-Ring
16	98-9436	1	Drain Cock ASM
17	112-2802	1	Oil Pump ASM
18	100-2003	1	Gasket-Pump, Oil
19	100-1923	3	Bolt
20	100-1893	1	Gear-Drive, Oil Pump
21	98-7658	1	Key-Feather
22	100-1779	1	Nut-Flange



Oil Pan Assembly

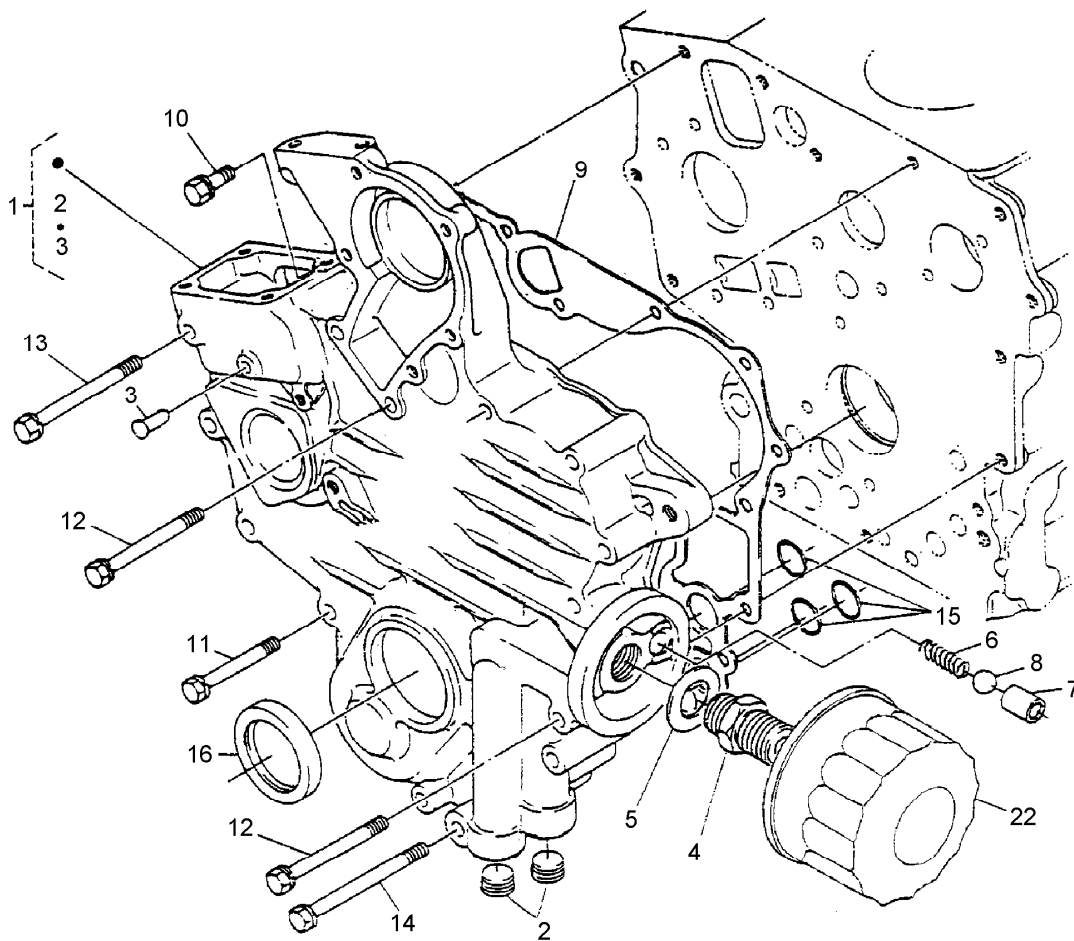
<i>Ref.</i>	<i>Part Number</i>	<i>Qty.</i>	<i>Description</i>
1	100-2239	1	Pan-Oil
2	98-9350	18	Bolt
3	100-2001	1	Strainer-Pickup, Oil
4	105-3776	1	O-Ring
5	100-9195	1	Bolt



Cylinder Head Assembly

<i>Ref.</i>	<i>Part Number</i>	<i>Qty.</i>	<i>Description</i>
1	98-7531	2	Hook-Engine
2	98-7526	2	Bolt
3	112-2803	1	Cylinder Head ASM
4	98-9395	1	*obs* Cap-Sealing
5	98-9389	2	Cap-Sealing
6	98-7540	1	Plug
7	100-1882	3	Guide-Valve, Inlet
8	100-1883	3	Guide-Valve, Exhaust
9	100-1820	14	Bolt-Head, Cylinder
10	100-2043	1	Gasket-Head, Cylinder
11	98-7509	1	O-Ring
99	98-2651	1	Heater-Head, Cylinder ●

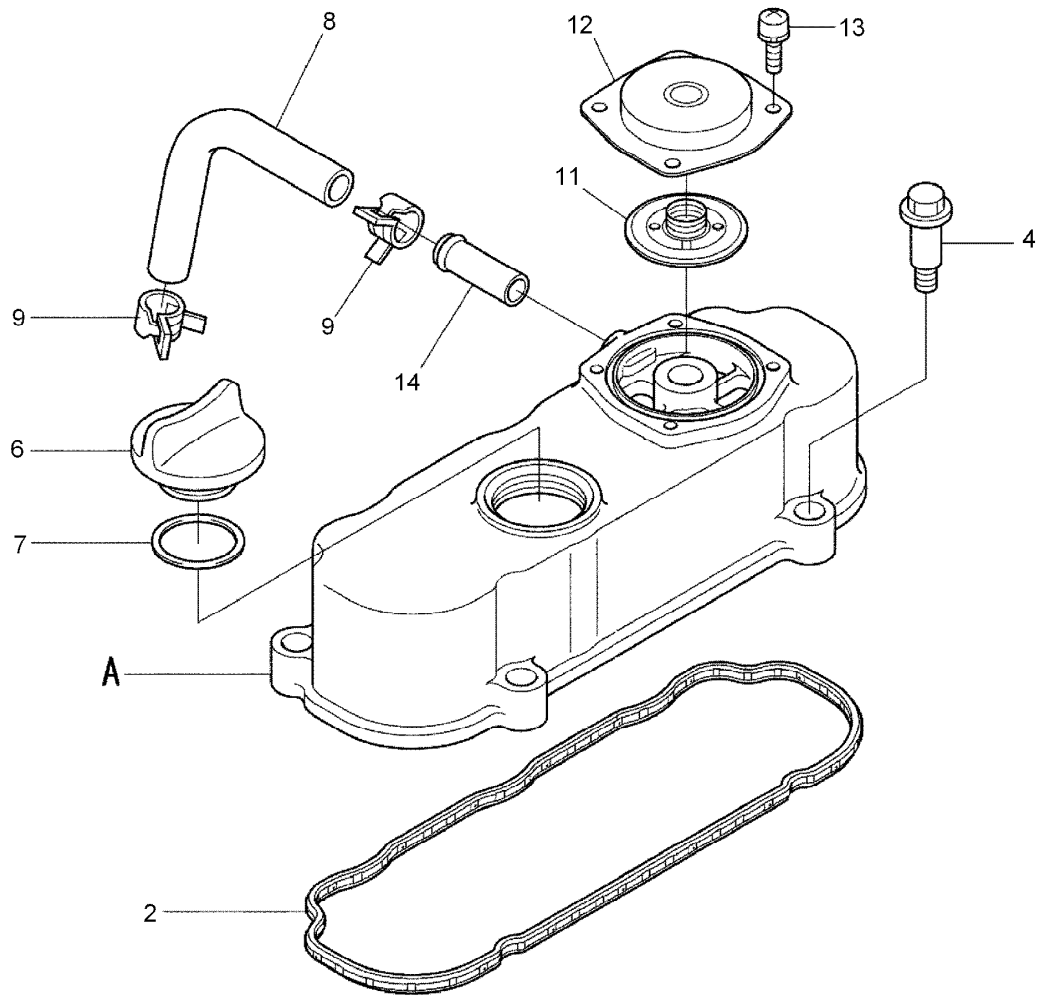
● Not illustrated



Gear Case and Oil Filter Assembly

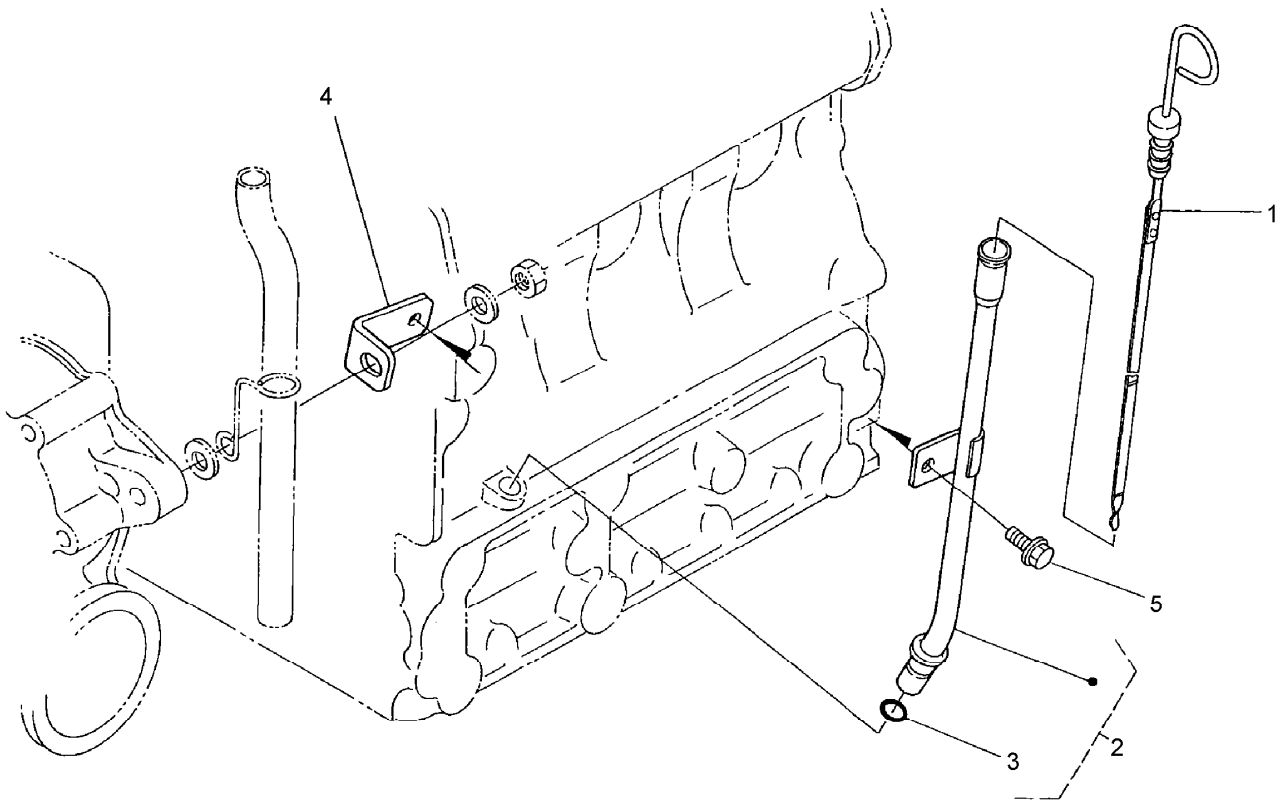
<i>Ref.</i>	<i>Part Number</i>	<i>Qty.</i>	<i>Description</i>
1	112-2804	1	Gear Case ASM
2	98-7488	1	Plug
3	100-1910	1	Pin-Spring, Start
4	98-9388	1	Joint-Pipe
5	100-1926	1	Washer-Plain
6	100-2004	1	Spring
7	100-1894	1	Seat-Valve
8	100-1792	1	Ball
9	112-2805	1	Gasket-Case, Gear
10	98-7605	1	Bolt
11	105-3797	8	Bolt
12	100-1922	5	Bolt
13	100-1766	1	Bolt
14	100-1767	1	Bolt
15	100-1785	1	O-Ring
16	100-1971	1	Seal-Oil
22	100-1892	1	Cartridge-Filter, Oil

1 — 2, 11, 14



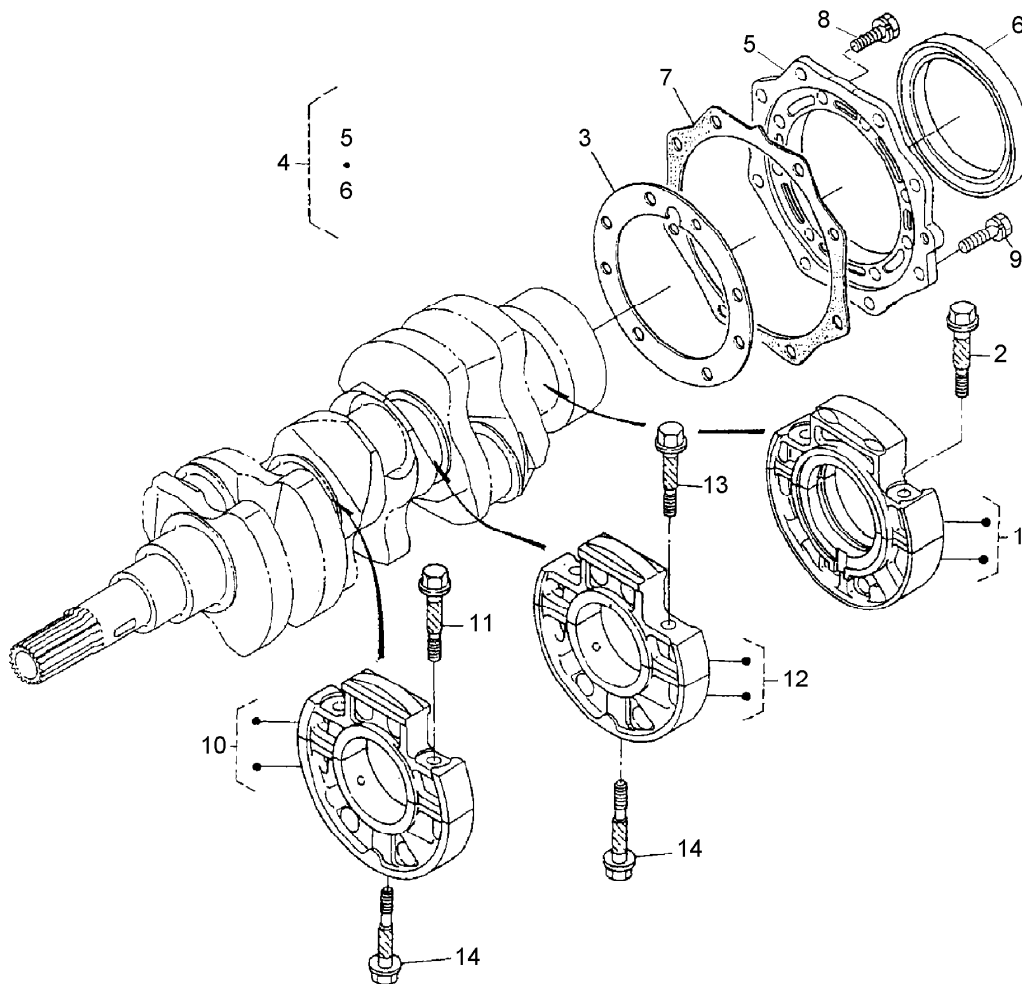
Head Cover Assembly

Ref.	Part Number	Qty.	Description
1	112-2806	1	Cylinder Head Cover ASM
2	112-2807	1	Gasket-Cover, Head
4	108-7063	4	Bolt
6	107-9075	1	Plug-Filler, Oil
7	99-3446	1	O-Ring
8	112-2809	1	Tube-Breather
9	110-3712	2	Clamp-Hose
11	110-3715	1	Valve-Breather
12	108-2862	1	Cover-Breather
13	98-9364	4	Screw (With Washer)
14	98-9580	1	Pipe-Return, Water



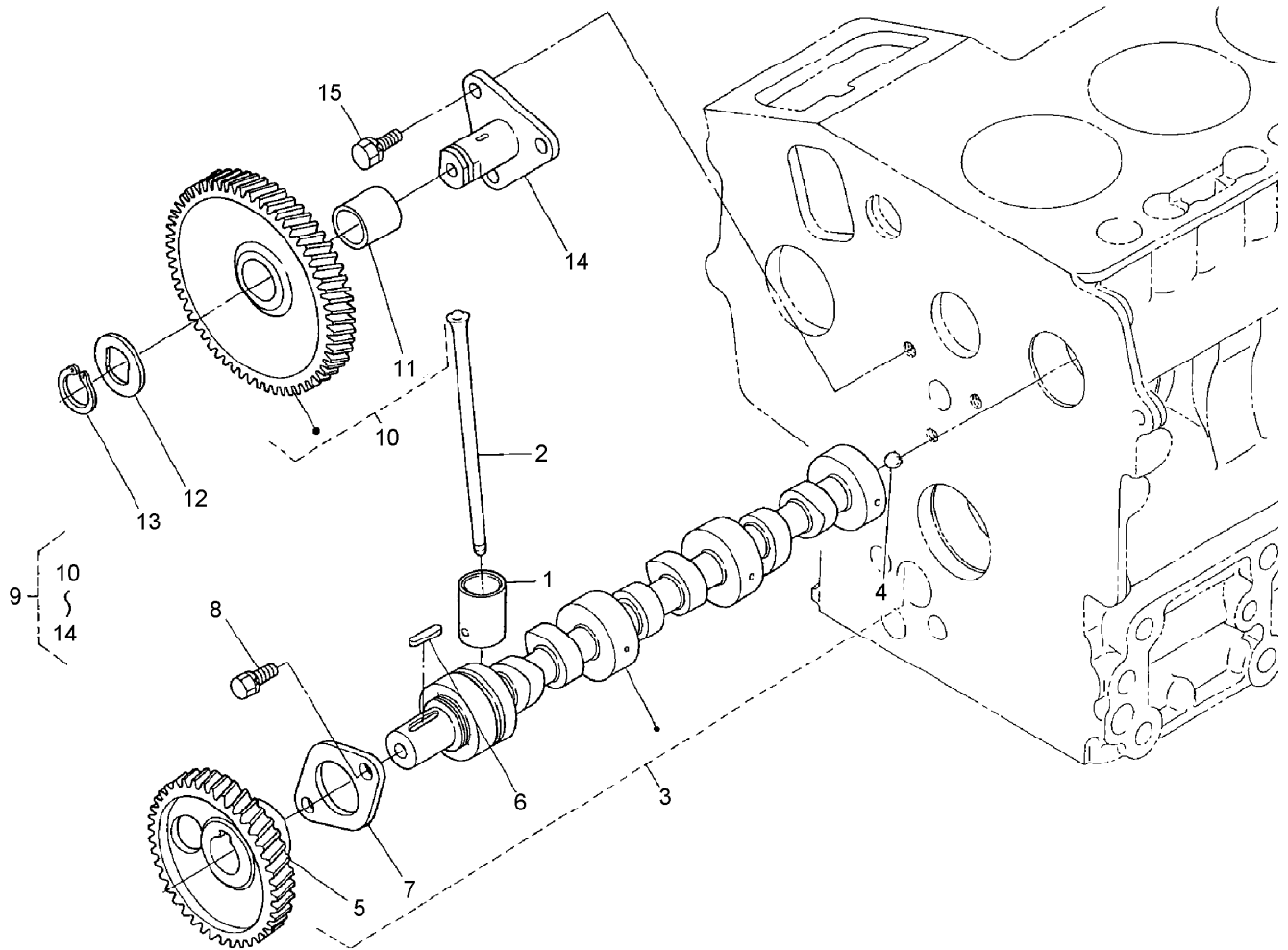
Dipstick and Guide Assembly

<i>Ref.</i>	<i>Part Number</i>	<i>Qty.</i>	<i>Description</i>
1	112-2811	1	Gauge-Oil
2	100-2249	1	Oil Gauge Guide ASM
3	98-9374	1	*obs* O-Ring
4	100-2248	1	Support-Guide, Gauge
5	100-1774	1	Bolt-Flange



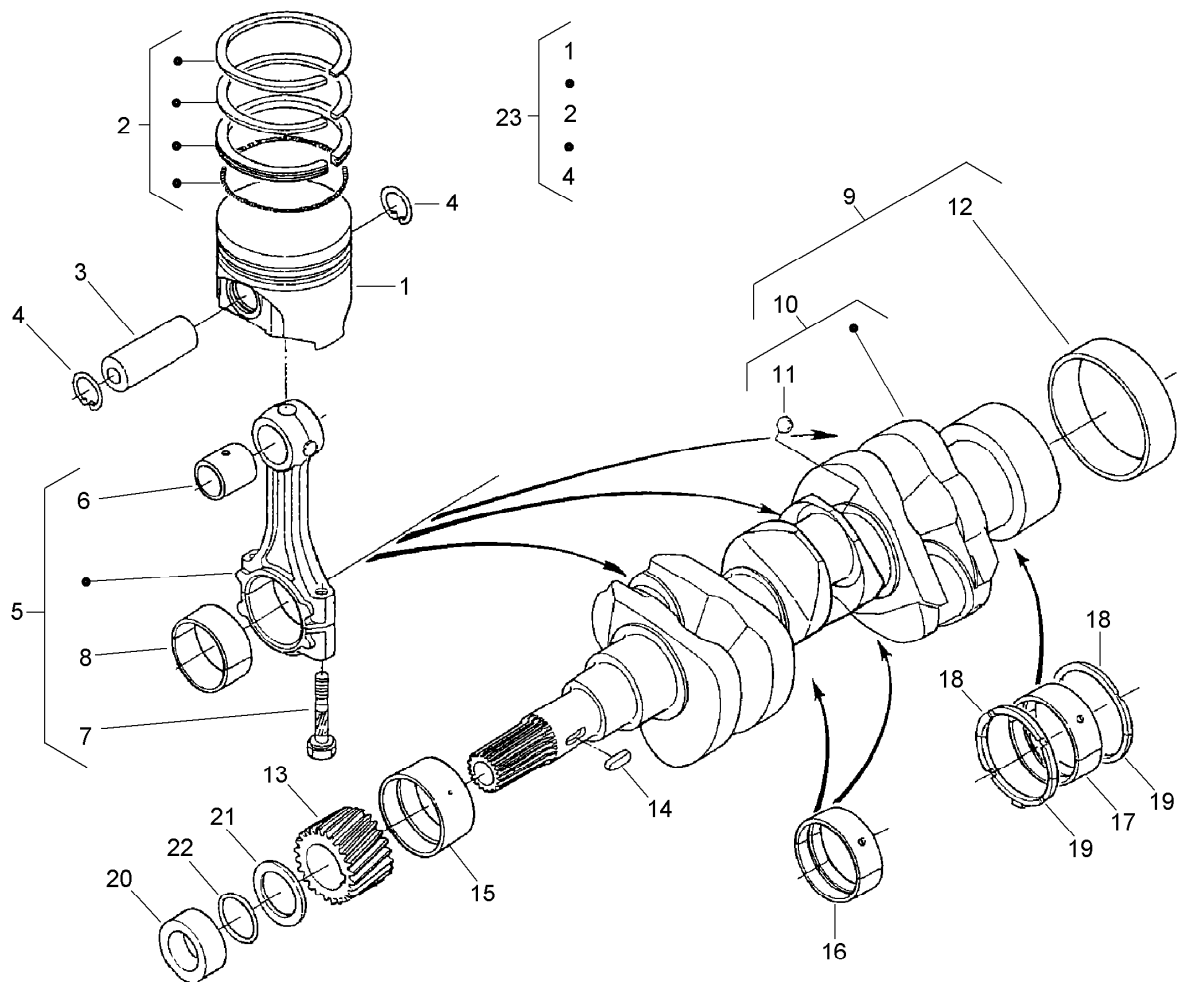
Main Bearing Case Assembly

<i>Ref.</i>	<i>Part Number</i>	<i>Qty.</i>	<i>Description</i>
1	100-1988	1	Main Bearing Case ASM
2	100-1757	2	Bolt-Case, Bearing
3	112-2812	1	Gasket-Case, Bearing
4	100-2233	1	Bearing Case Cover ASM
5	100-1875	1	Cover-Case, Bearing
6	100-2055	1	Seal-Oil
7	100-1876	1	Gasket-Cover, Case
8	98-7568	8	Bolt
9	100-1750	8	Bolt
10	100-1987	1	Main Bearing Case ASM
11	100-1757	2	Bolt-Case, Bearing
12	100-2027	1	Main Bearing Case ASM
13	100-1757	2	Bolt-Case, Bearing
14	100-1874	2	Bolt-Case, Bearing



Camshaft and Idle Gear Shaft Assembly

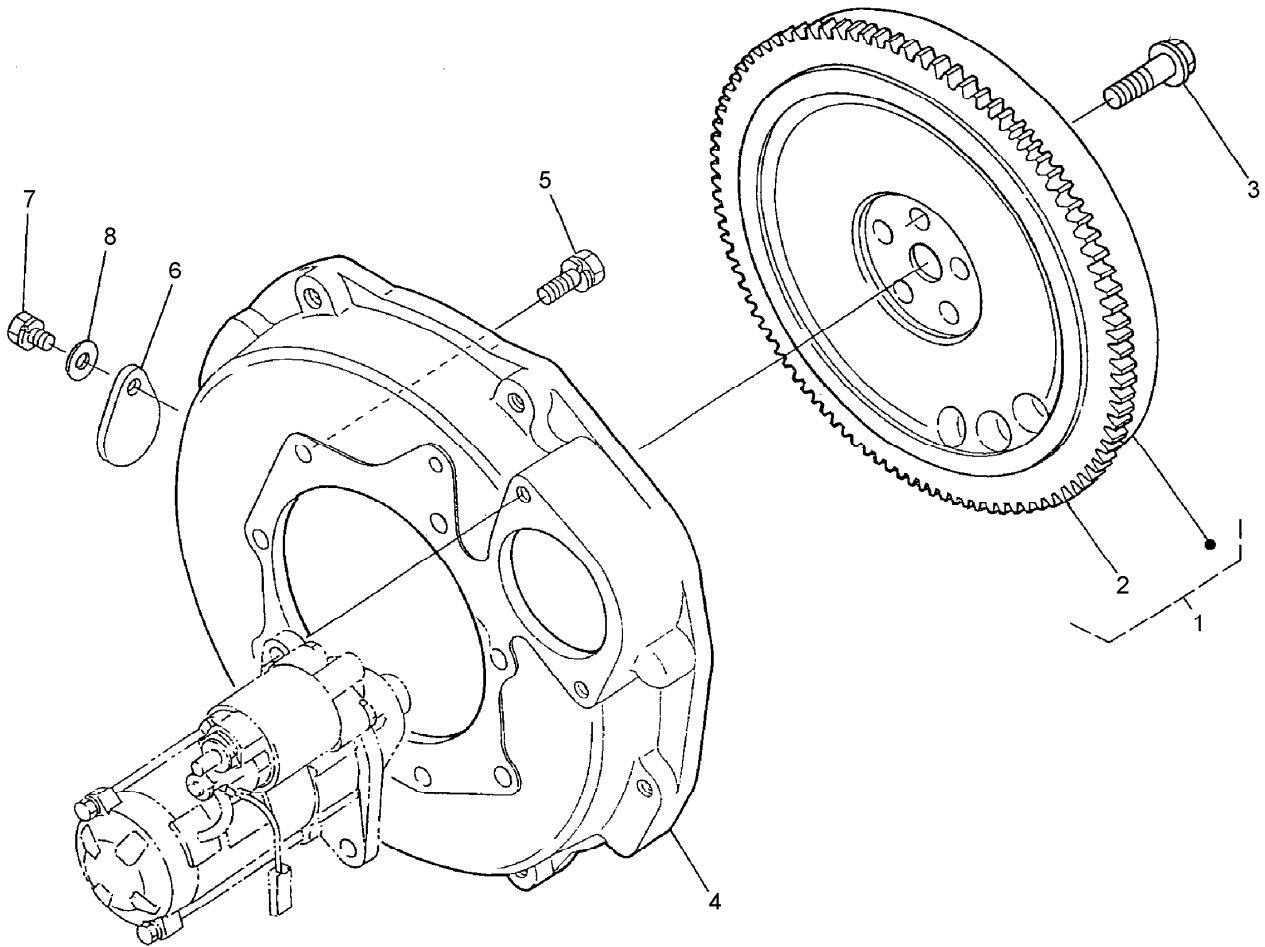
<i>Ref.</i>	<i>Part Number</i>	<i>Qty.</i>	<i>Description</i>
1	100-1990	6	Tappet
2	100-1989	6	Rod-Push
3	100-2162	1	Camshaft ASM
4	98-7473	1	Ball
5	100-2163	1	Gear-Cam
6	98-9378	1	Key-Feather
7	100-1887	1	Stopper-Camshaft
8	98-9350	2	Bolt
9	100-2240	1	Idle Gear ASM
10	100-1966	1	Gear-Idle
11	100-1968	1	Bushing
12	100-1970	1	Collar-Gear, Idle
13	100-1969	1	Ring-Snap
14	100-1967	1	Shaft-Gear, Idle
15	98-9351	3	Bolt



Piston and Crankshaft Assembly

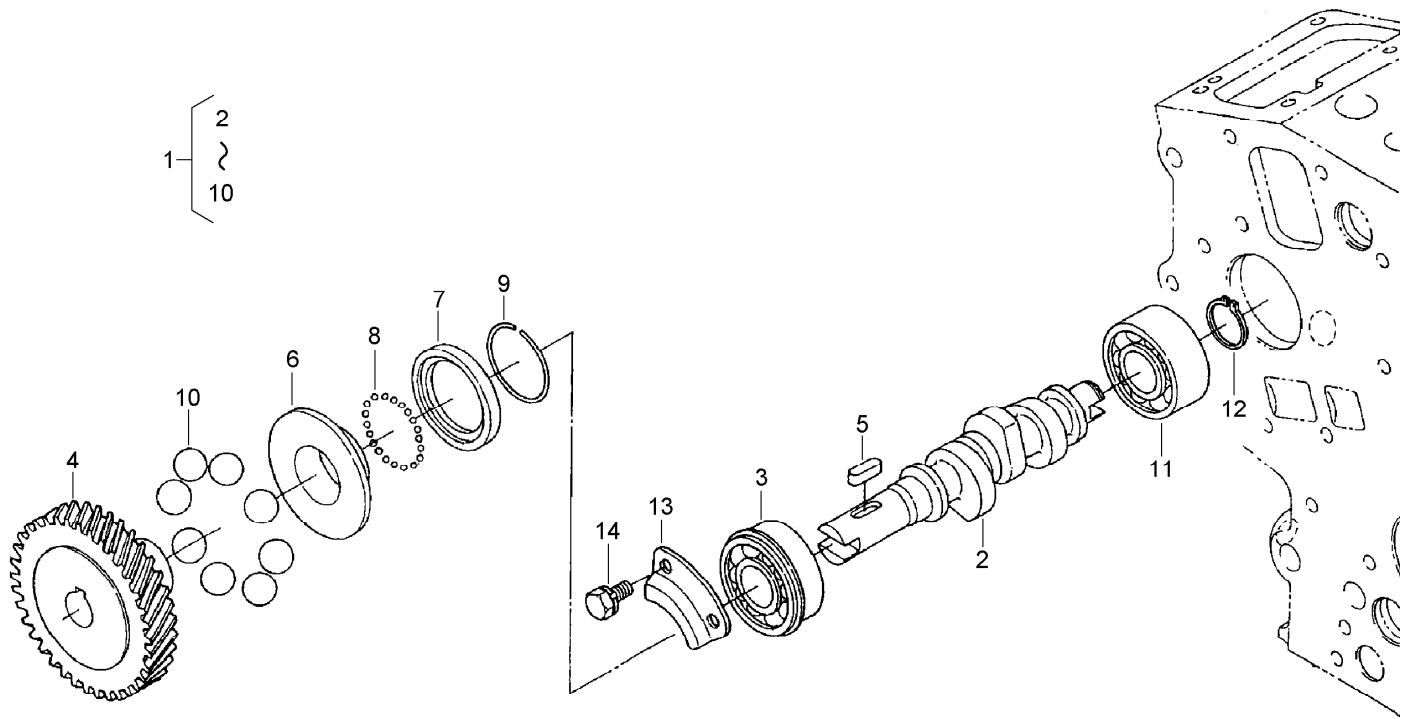
Ref.	Part Number	Qty.	Description
1	100-1994	3	Piston (STD)
1	100-1996	3	Piston (+0.25MM)
2	100-2158	3	Piston Ring ASM
2	100-2159	3	Piston Ring ASM
3	110-3734	3	Pin-Piston
4	100-1835	6	Circlip-Internal
5	100-1998	3	Connecting Rod ASM
6	110-3736	3	Bushing-Pin, Piston
7	100-1999	6	Bolt-Rod, Connecting
8	100-1942	3	Metal-Crankpin (-0.20Mm)
8	100-1943	3	Metal-Crankpin (-0.40Mm)
8	100-2000	3	Metal-Crankpin (STD)
9	100-2161	1	Crankshaft ASM
10	100-2160	1	Crankshaft
11	100-1791	3	Ball
12	100-2054	1	Sleeve-Crankshaft
13	100-1891	1	Gear-Crankshaft
14	100-1752	1	Key-Feather
15	100-1944	1	Crankshaft-Metal (STD)
15	100-1947	1	Crankshaft-Metal (-0.2MM)
15	100-1948	1	Crankshaft-Metal (-0.4MM)

Ref.	Part Number	Qty.	Description
16	100-1945	2	Crankshaft-Metal (-0.2MM Set)
16	100-1946	2	Crankshaft-Metal (-0.4MM Set)
16	100-2033	2	Crankshaft-Metal (STD Set)
17	100-1870	1	Crankshaft-Metal (-0.2MM Set)
17	100-1871	1	Crankshaft-Metal (-0.4MM Set)
17	100-2032	1	Crankshaft-Metal (STD Set)
18	100-1836	2	Metal-Side (STD)
18	100-1838	2	Metal-Side (+0.20MM)
18	100-1839	2	Metal-Side (+0.40MM)
19	100-1837	2	Metal-Side (STD)
19	100-1840	2	Metal-Side (+0.2MM)
19	100-1841	2	Metal-Side (+0.4MM)
20	100-1890	1	Collar-Crankshaft
21	100-1974	1	Slinger-Oil
22	100-2209	1	O-Ring
23	100-2164	1	Piston Kit



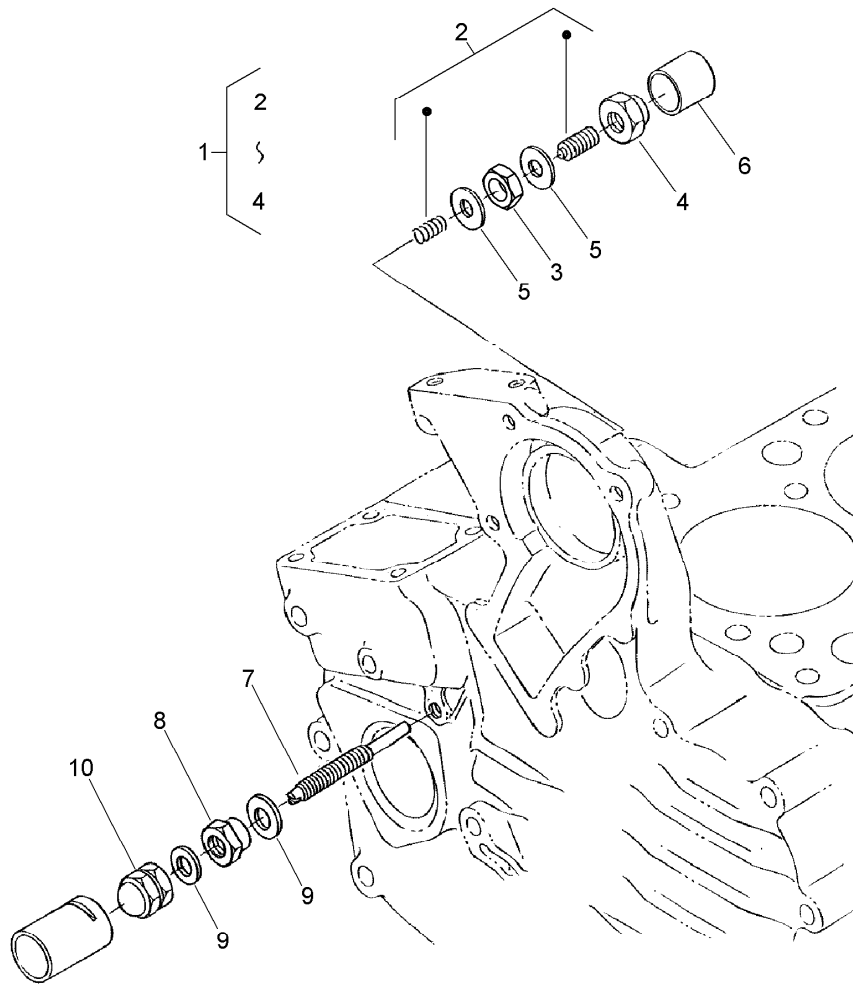
Flywheel Assembly

<i>Ref.</i>	<i>Part Number</i>	<i>Qty.</i>	<i>Description</i>
1	112-2815	1	Flywheel ASM
2	112-2816	1	Gear-Ring
3	100-1930	1	Bolt-Flywheel
4	100-2234	1	Housing-Flywheel
5	98-9359	10	Bolt
6	100-2177	1	Cover
7	100-9195	1	Bolt
8	98-7660	1	Washer-Plain



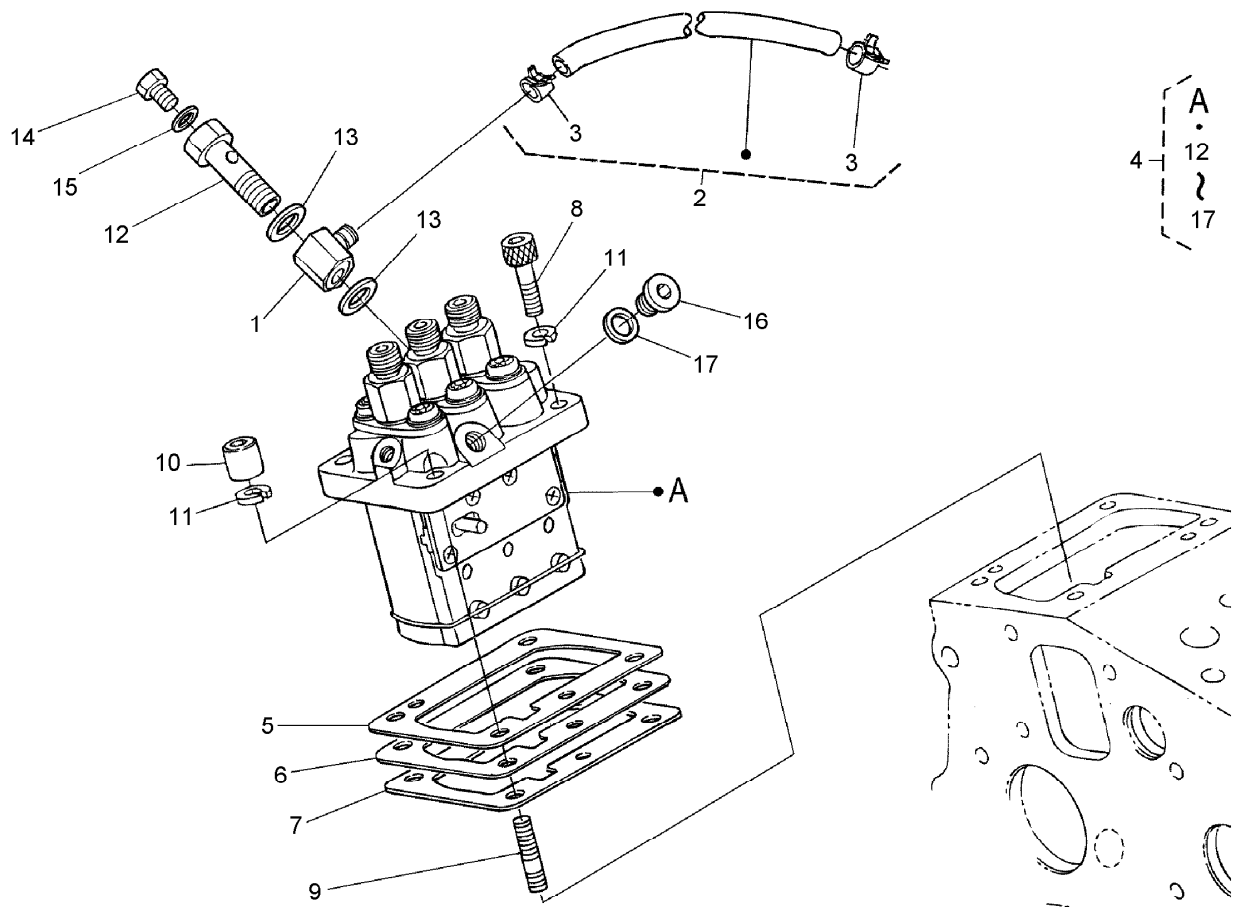
Fuel Camshaft and Governor Shaft Assembly

<i>Ref.</i>	<i>Part Number</i>	<i>Qty.</i>	<i>Description</i>
1	112-2817	1	Camshaft ASM
2	112-2818	1	Camshaft-Fuel
3	100-1795	1	Bearing-Ball
4	100-2006	1	Gear-Pump, Injection
5	100-1752	1	Key-Feather
6	100-1903	1	Sleeve-Governor
7	100-1904	1	Case-Ball, Governor
8	100-1790	32	Ball
9	100-1843	1	Circ-Clip
10	100-1793	8	Ball
11	110-3757	1	Bearing-Ball
12	100-1784	1	Circ-Clip, External
13	100-1888	1	Stopper-Fuel, Camshaft
14	98-9350	2	Bolt



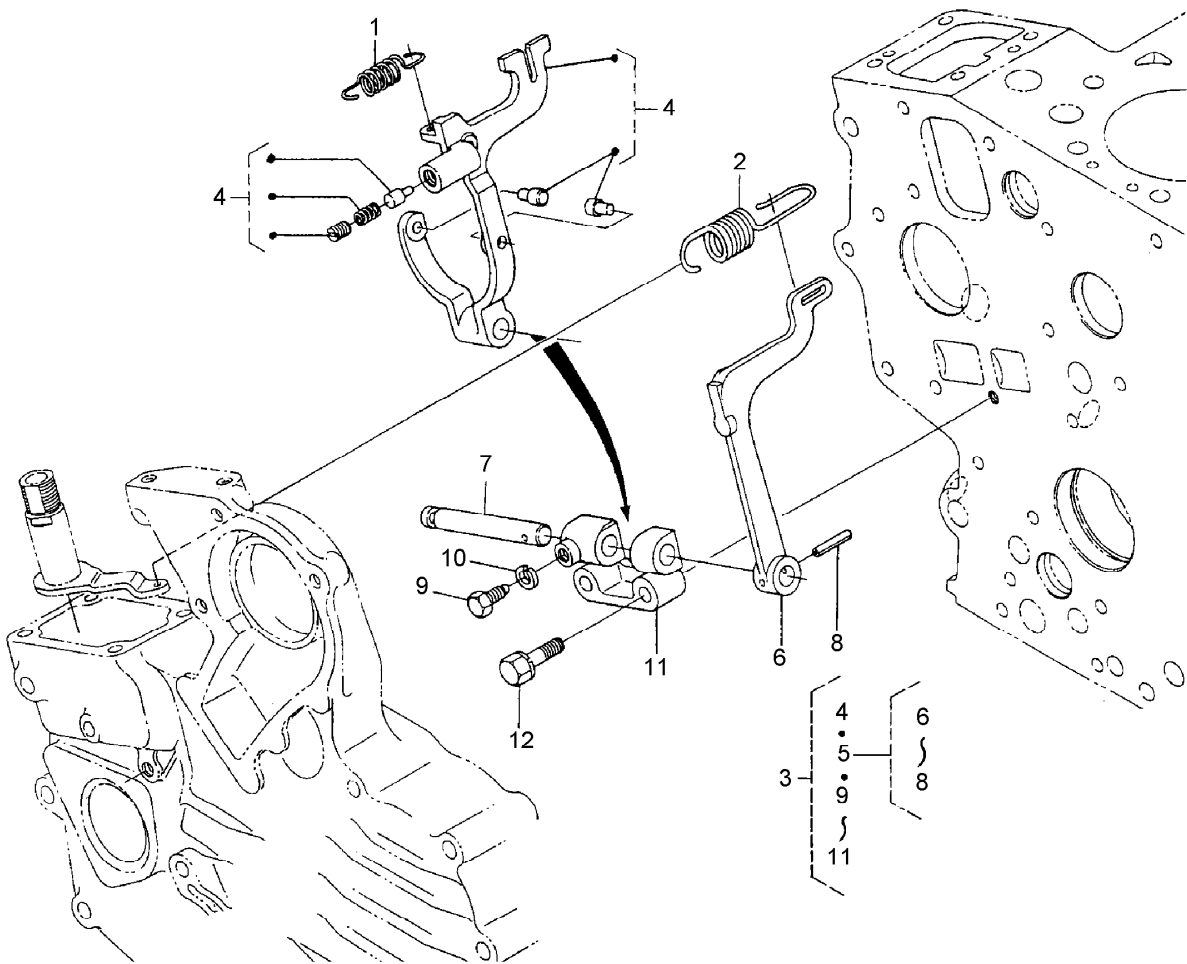
Idle Apparatus Assembly

<i>Ref.</i>	<i>Part Number</i>	<i>Qty.</i>	<i>Description</i>
1	100-1898	1	Idle Apparatus ASM
2	100-1899	1	Adjusting Bolt ASM
3	100-1846	1	Nut
4	100-1901	1	Nut-Cap
5	98-7428	2	Gasket
6	100-1902	1	Cap
7	110-3758	1	Bolt-Adjusting
8	100-2175	1	Nut-Lock
9	107-9081	2	Gasket
10	98-9441	1	Nut-Cap



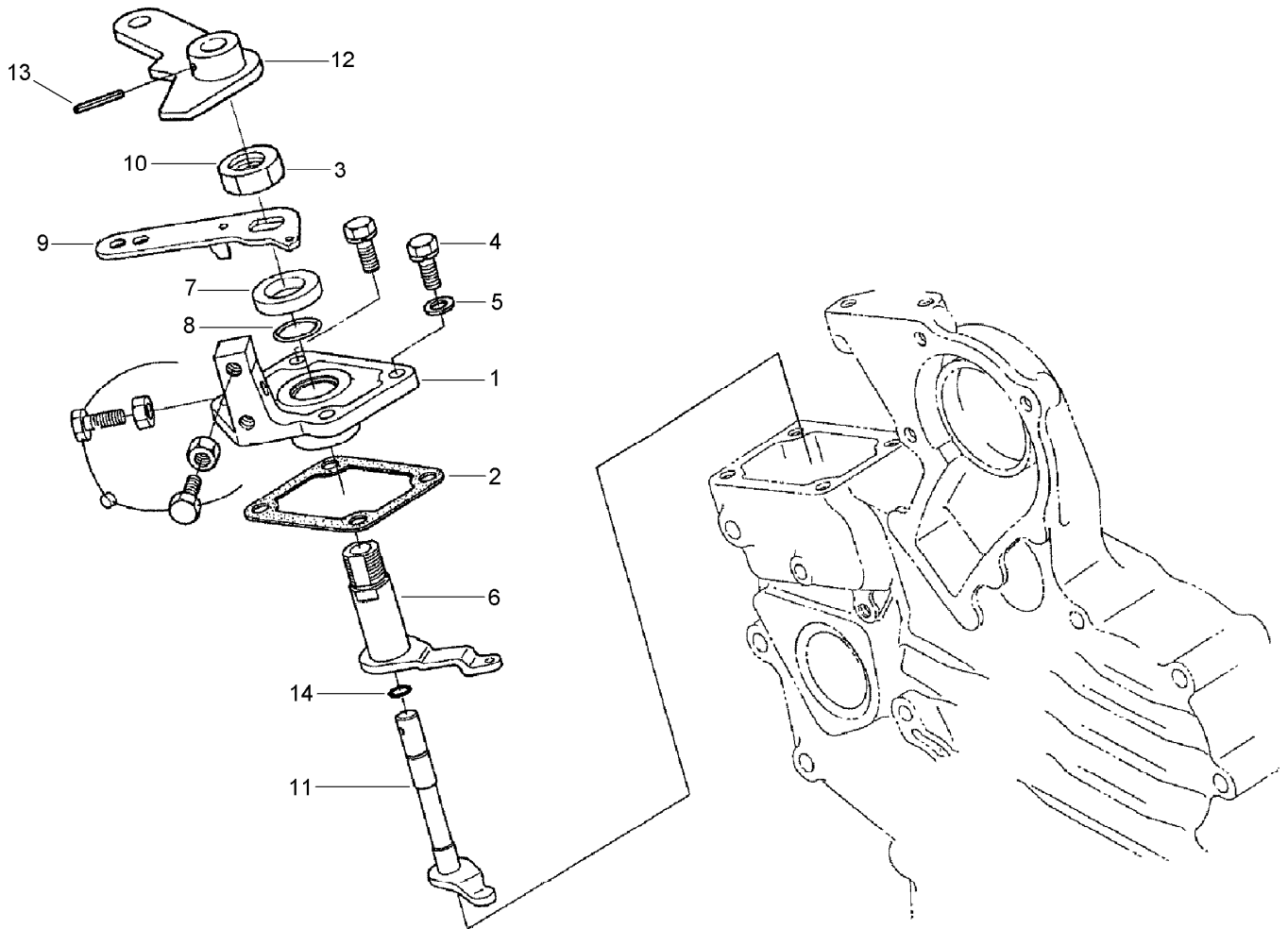
Injection Pump Assembly

Ref.	Part Number	Qty.	Description
1	100-1928	1	Joint-Eye
2	100-1842	1	Fuel Pipe ASM
3	100-2217	2	Clip-Pipe
4	100-1759	1	Injection Pump ASM
5	98-9456	1	Shim-Injection (0.20MM)
6	98-9457	1	Shim-Injection (0.25MM)
7	98-9458	1	Shim-Injection (0.30MM)
8	98-9361	2	Bolt-HSH
9	98-9438	2	Stud
10	98-9440	2	Nut-Cap
11	98-7699	4	Washer-Spring
12	100-1896	1	Screw-Hollow
13	98-9445	2	Gasket
14	98-9430	1	Screw
15	98-9446	1	Gasket
16	98-9466	1	Plug
17	98-9451	1	Gasket



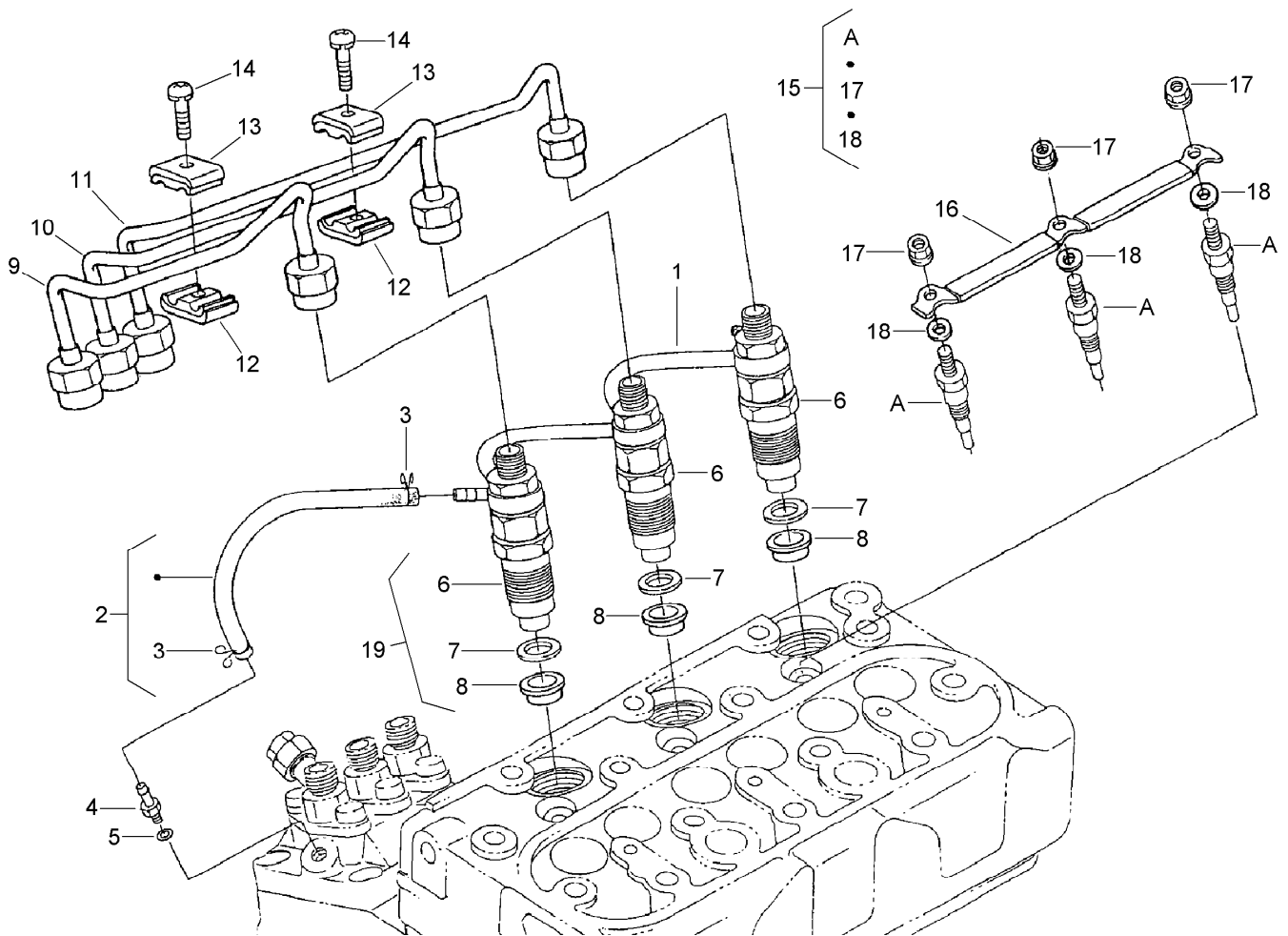
Governor Assembly

Ref.	Part Number	Qty.	Description
1	100-1911	1	Spring-Start
2	100-2059	1	Spring-Governor
3	100-1981	1	Fork Lever ASM
4	100-2241	1	Lever-Fork
5	100-1905	1	Fork Lever ASM
6	100-1907	1	Lever-Fork
7	100-1908	1	Shaft-Lever, Fork
8	100-1751	1	Pin-Spring
9	100-1845	1	Bolt
10	100-2204	1	Washer-Spring
11	100-1909	1	Holder-Lever, Fork
12	100-1763	2	Bolt



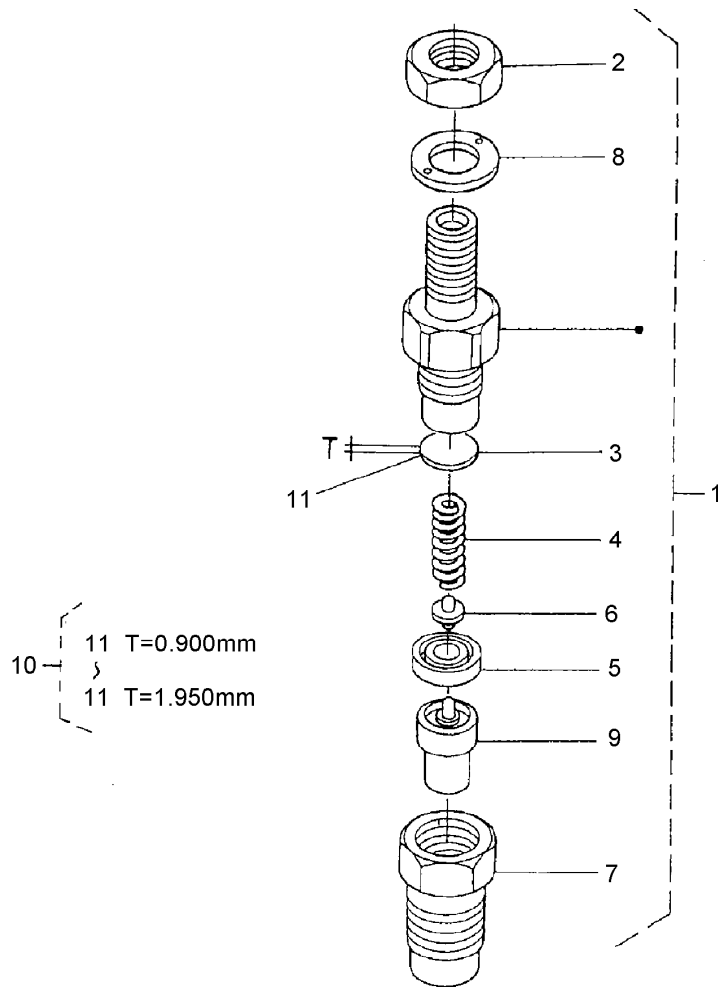
Speed Control Plate Assembly

<i>Ref.</i>	<i>Part Number</i>	<i>Qty.</i>	<i>Description</i>
1	110-3770	1	Plate-Control, Speed
2	100-1914	1	Gasket
3	98-7605	2	Bolt
4	100-1769	2	Bolt
5	98-7654	2	Gasket
6	112-2822	1	Lever-Governor
7	110-3772	1	Collar
8	100-2208	1	O-Ring
9	110-3773	1	Lever-Control, Speed
10	110-3774	1	Nut-Control, Speed
11	112-2826	1	Shaft-Lever
12	112-2827	1	Lever-Stop, Engine
13	110-3777	1	Pin-Spring
14	100-2207	1	O-Ring



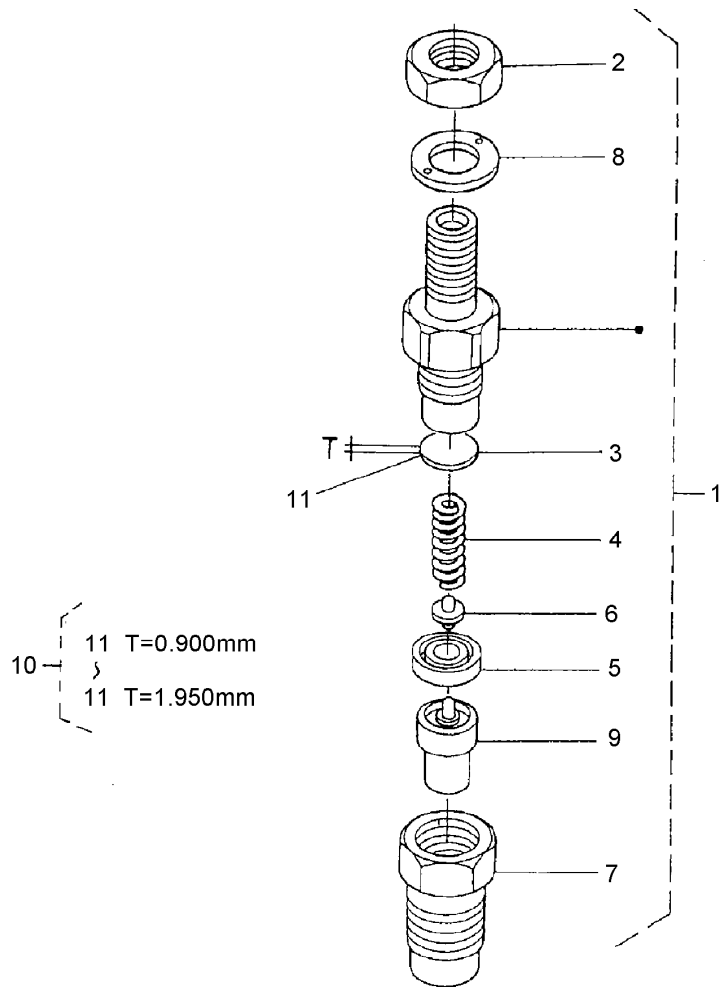
Nozzle Holder and Glow Plug Assembly

Ref.	Part Number	Qty.	Description
1	100-1960	1	Over Flow Pipe ASM
2	98-9420	1	Overflow Pipe ASM
3	98-7671	2	Clip-Pipe
4	98-9431	1	Screw-Bleeder, Air
5	98-7654	1	Gasket
6	100-1758	3	Nozzle Holder ASM
7	98-7676	3	Gasket
8	98-7677	3	Seal-Heat
9	112-2828	1	Pipe-Injection
10	112-2829	1	Pipe-Injection
11	112-2830	1	Pipe-Injection
12	98-7682	2	Clamp-Pipe
13	98-7683	2	Clamp-Pipe
14	98-7684	2	Screw (W/Washer)
15	98-9695	3	Plug-Glow
16	100-2037	1	Cord-Plug, Glow
17	99-8377	3	Nut-Flange
18	99-8378	3	Washer-Plain
19	100-1982	3	Nozzle Holder Kit



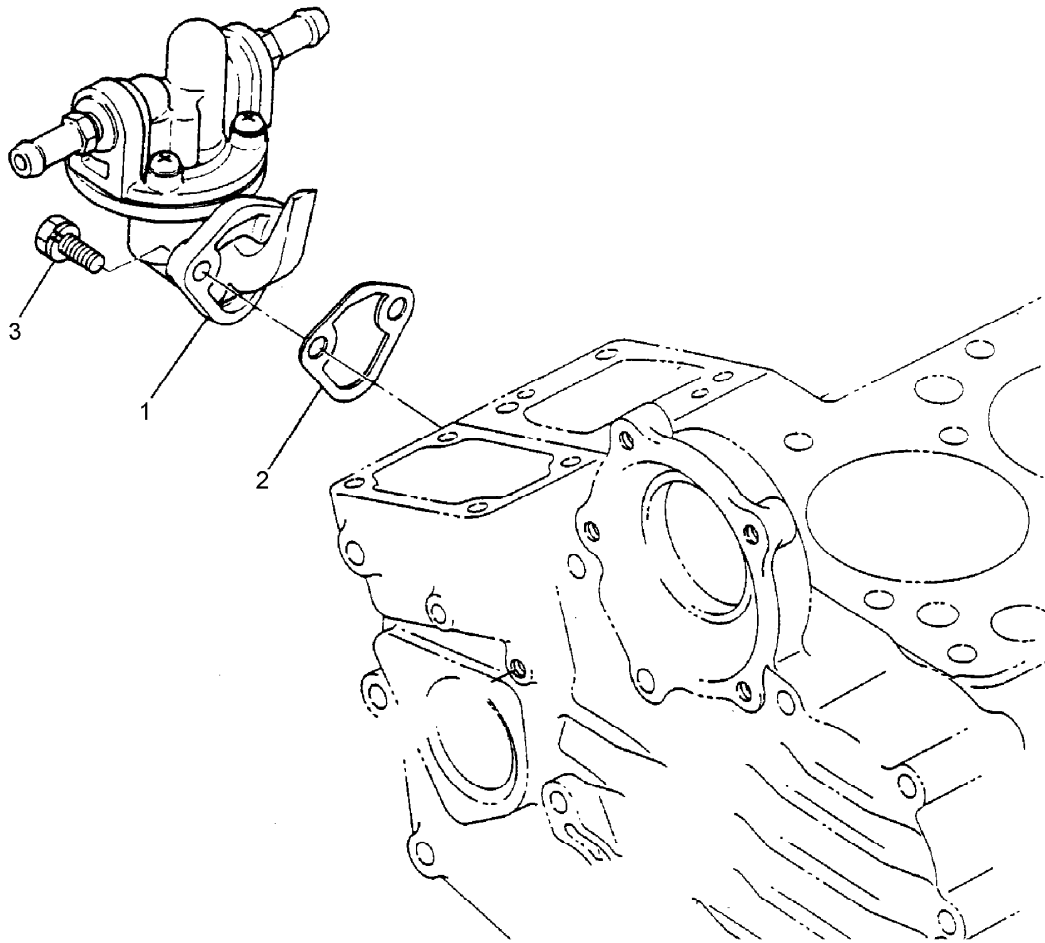
Nozzle Holder Assembly

Ref.	Part Number	Qty.	Description	Ref.	Part Number	Qty.	Description
1	100-1758	3	Nozzle Holder ASM	11	98-7848	3	Washer-Adjusting (1.100MM)
2	98-7613	3	Nut	11	98-7849	3	Washer-Adjusting (1.125MM)
3	98-7642	3	Washer-Adjusting (0.900Mm)	11	98-7850	3	Washer-Adjusting (1.150MM)
4	98-7647	3	Spring-Nozzle	11	98-7851	3	Washer-Adjusting (1.175MM)
5	98-7665	3	Spacer-Distance	11	98-7852	3	Washer-Adjusting (1.200MM)
6	98-7666	3	Rod-Push	11	98-7853	3	Washer-Adjusting (1.225MM)
7	100-2242	3	Nut-Nozzle	11	98-7854	3	Washer-Adjusting (1.250MM)
8	98-7668	3	Washer	11	98-7855	3	Washer-Adjusting (1.275MM)
9	100-2009	3	Piece-Nozzle	11	98-7856	3	Washer-Adjusting 1.300MM)
10	98-9448	3	Adjusting Washer ASM	11	98-7857	3	Washer-Adjusting (1.325MM)
11	98-7642	3	Washer-Adjusting (0.900Mm)	11	98-7858	3	Washer-Adjusting (1.350MM)
11	98-7841	3	Washer-Adjusting (0.925Mm)	11	98-7859	3	Washer-Adjusting (1.375MM)
11	98-7842	3	Washer-Adjusting (0.950Mm)	11	98-7860	3	Washer-Adjusting (1.400MM)
11	98-7843	3	Washer-Adjusting (0.975Mm)	11	98-7861	3	Washer-Adjusting (1.425MM)
11	98-7844	3	Washer-Adjusting (1.000Mm)				
11	98-7845	3	Washer-Adjusting (1.025Mm)				
11	98-7846	3	Washer-Adjusting (1.050Mm)				
11	98-7847	3	Washer-Adjusting (1.075MM)				



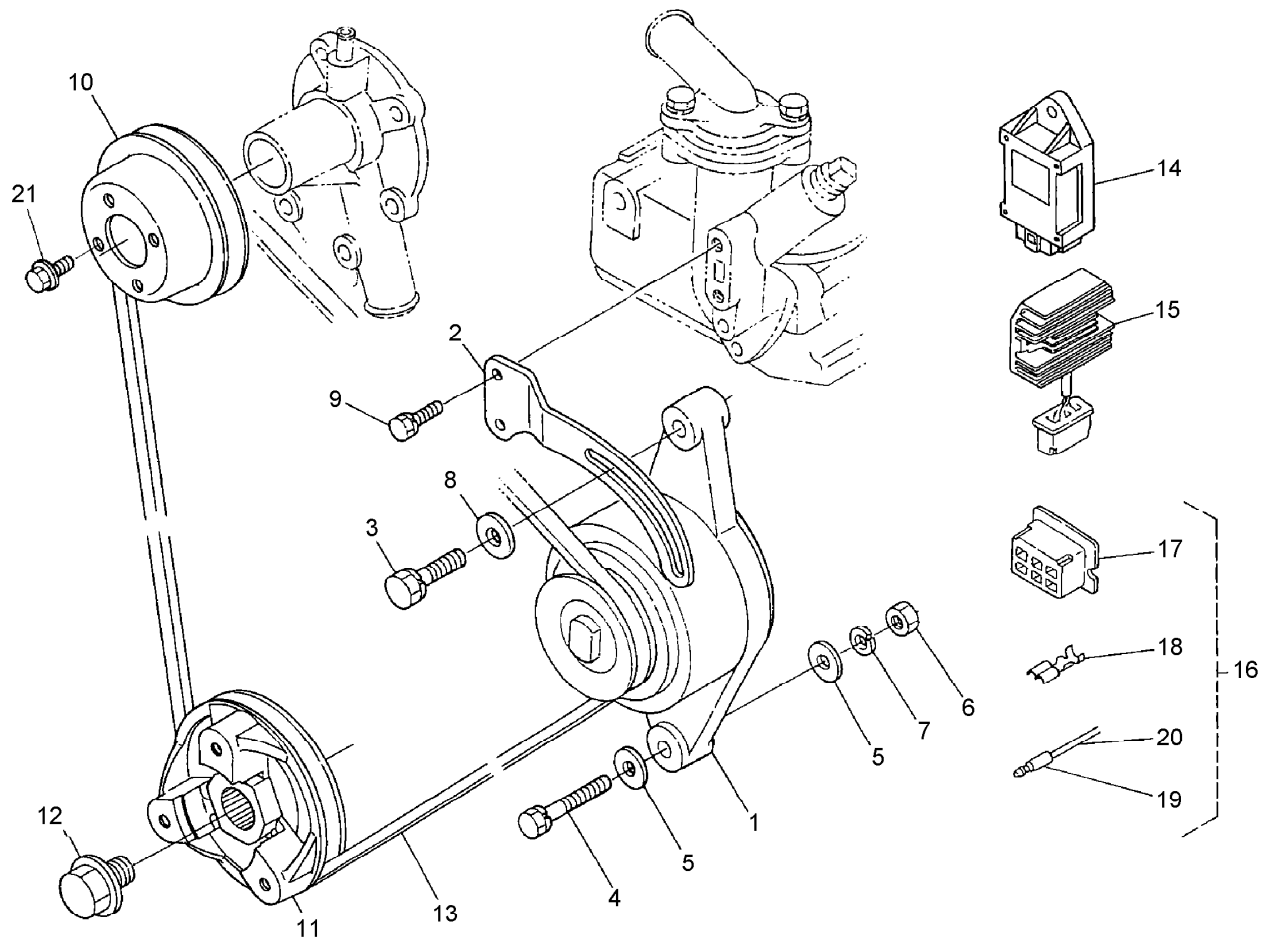
Nozzle Holder Assembly (continued)

<i>Ref.</i>	<i>Part Number</i>	<i>Qty.</i>	<i>Description</i>	<i>Ref.</i>	<i>Part Number</i>	<i>Qty.</i>	<i>Description</i>
11	98-7862	3	Washer-Adjusting (1.450MM)	11	98-7873	3	Washer-Adjusting (1.725MM)
11	98-7863	3	Washer-Adjusting (1.475MM)	11	98-7874	3	Washer-Adjusting (1.750MM)
11	98-7864	3	Washer-Adjusting (1.500MM)	11	98-7875	3	Washer-Adjusting (1.775MM)
11	98-7865	3	Washer-Adjusting (1.525MM)	11	98-7876	3	Washer-Adjusting (1.800MM)
11	98-7866	3	Washer-Adjusting (1.550MM)	11	98-7877	3	Washer-Adjusting (1.825MM)
11	98-7867	3	Washer-Adjusting (1.575MM)	11	98-7878	3	Washer-Adjusting (1.850MM)
11	98-7868	3	Washer-Adjusting (1.600MM)	11	98-7879	3	Washer-Adjusting (1.875MM)
11	98-7869	3	Washer-Adjusting (1.625MM)	11	98-7880	3	Washer-Adjusting (1.900MM)
11	98-7870	3	Washer-Adjusting (1.650MM)	11	98-7881	3	Washer-Adjusting (1.925MM)
11	98-7871	3	Washer-Adjusting (1.675MM)	11	98-7882	3	Washer-Adjusting (1.950MM)
11	98-7872	3	Washer-Adjusting (1.700MM)				



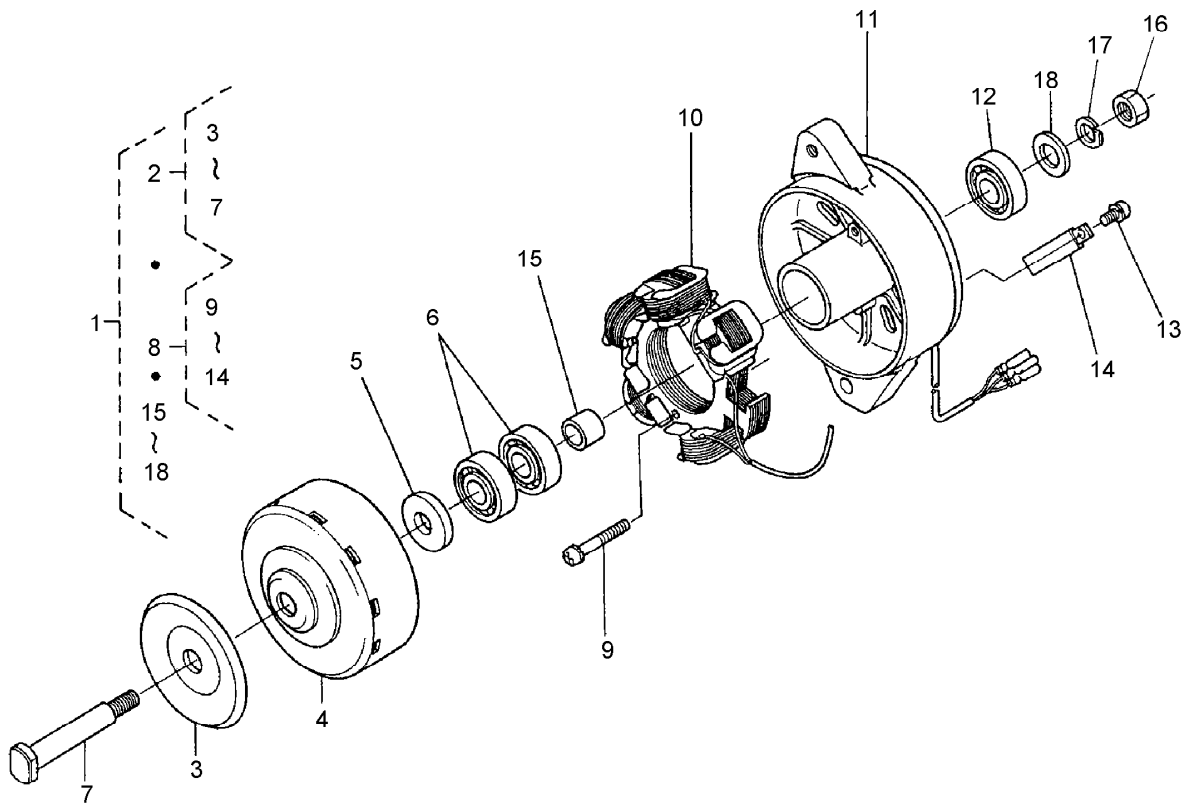
Fuel Pump Installation Assembly

<i>Ref.</i>	<i>Part Number</i>	<i>Qty.</i>	<i>Description</i>
1	100-2232	1	Fuel Pump ASM
2	98-9636	1	Gasket-Pump, Fuel
3	98-7692	2	Bolt



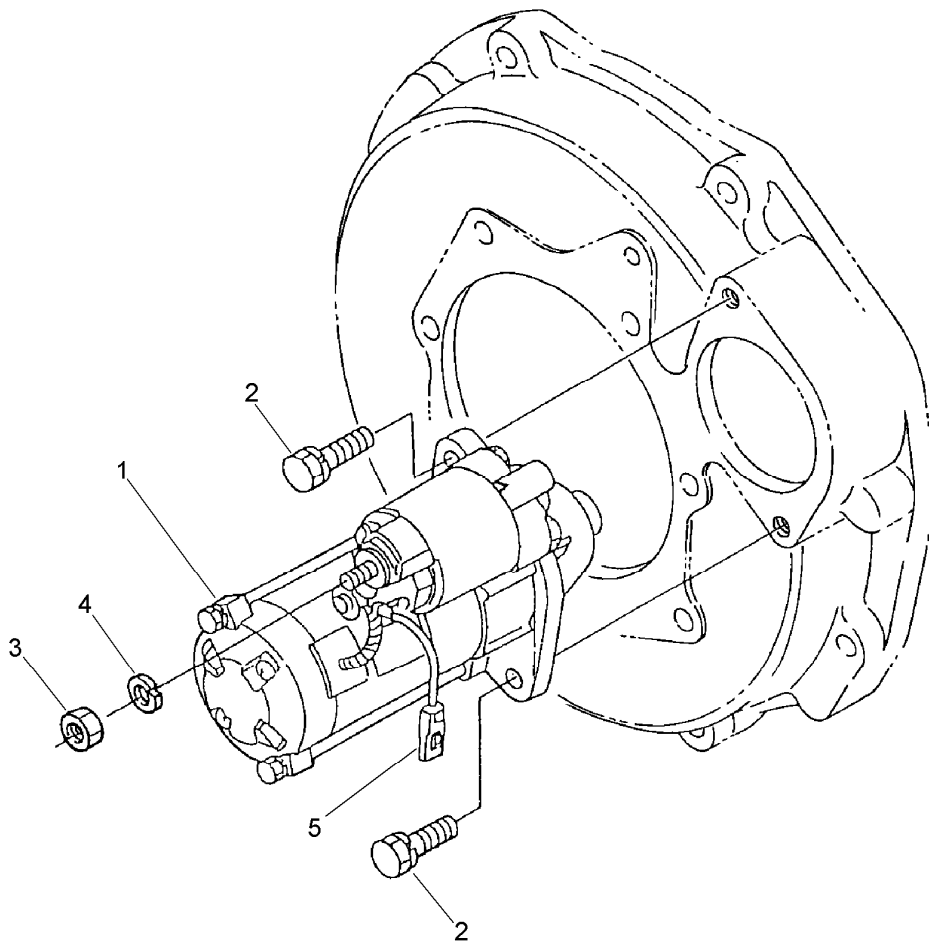
Dynamo Pulley Assembly

Ref.	Part Number	Qty.	Description
1	100-2168	1	Dynamo ASM
2	100-2214	1	Stay-Dynamo
3	98-7697	1	Bolt
4	100-1771	1	Bolt
5	98-7660	2	Washer-Plain
6	98-7739	1	Nut
7	98-7535	1	Washer-Spring
8	100-9233	1	Washer-Plain
9	98-7692	2	Bolt
10	100-1921	1	Pulley-Fan
11	100-2039	1	Pulley-Drive, Fan
12	100-1978	1	Bolt
13	100-1979	1	V-Belt
14	98-7611	1	Controller-Glow
15	100-2057	1	Regulator ASM
16	100-2058	1	Coupler ASM
17	100-2056	1	Connector
18	98-9699	6	Terminal
19	98-9701	2	Terminal
20	98-9702	2	Sleeve
21	99-8363	4	Bolt-Flange



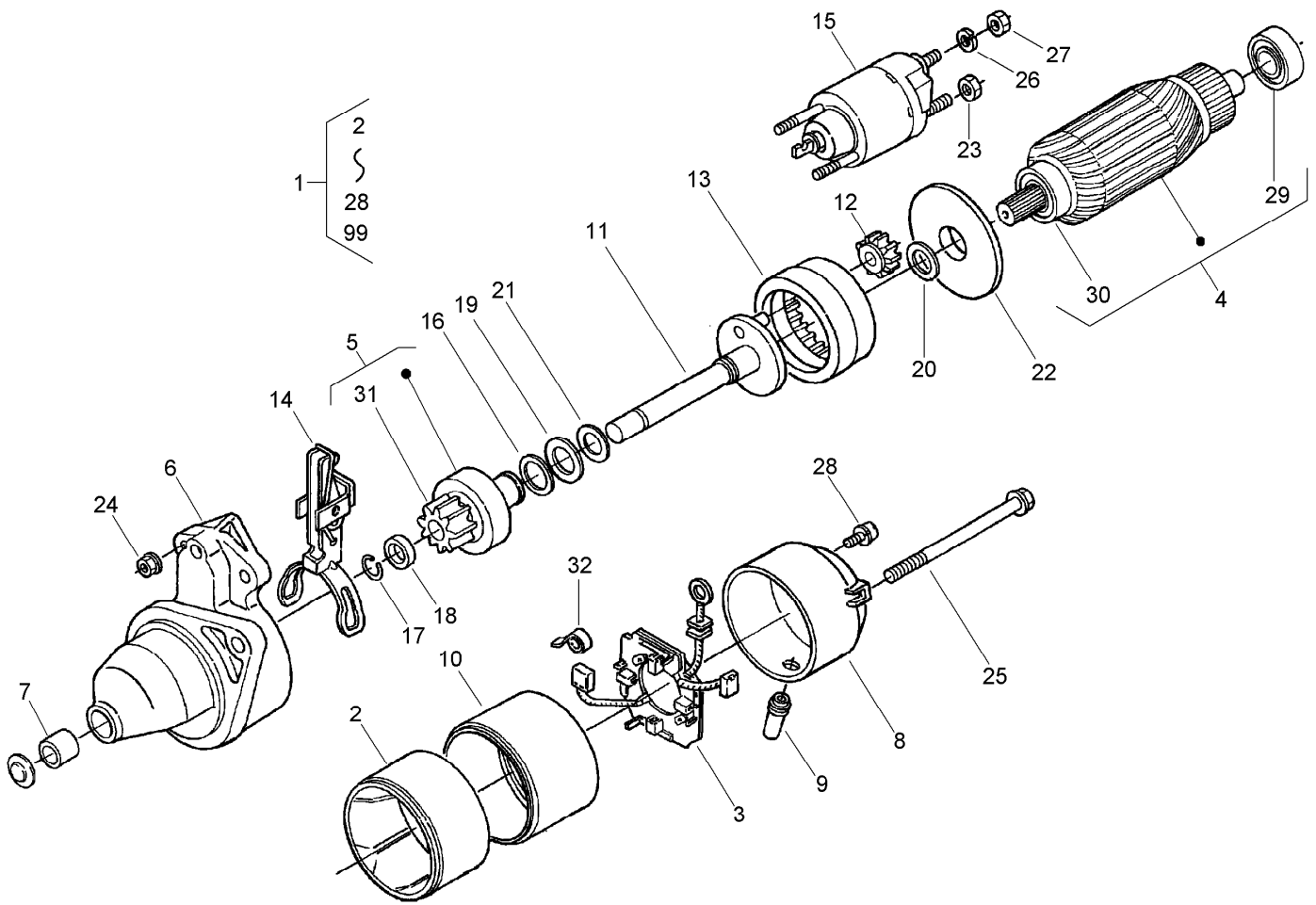
Dynamo Assembly

<i>Ref.</i>	<i>Part Number</i>	<i>Qty.</i>	<i>Description</i>
1	100-2168	1	Dynamo ASM
2	100-1862	1	Rotor ASM
3	100-2228	1	Pulley
4	100-1860	1	Rotor
5	100-2184	1	Collar
6	100-1756	2	Bearing-Ball
7	100-1867	1	Shaft-Fan
8	100-1866	1	Stator ASM
9	100-1848	2	Screw-Head, Round
10	100-1865	1	Stator
11	100-1861	1	Plate
12	100-1756	1	Bearing-Ball
13	100-1868	1	Screw-Head, Round
14	100-1864	1	Clamp-Cord
15	100-1844	1	Collar
16	100-1847	1	Nut
17	100-1850	1	Washer-Spring
18	100-1849	1	Washer-Plain



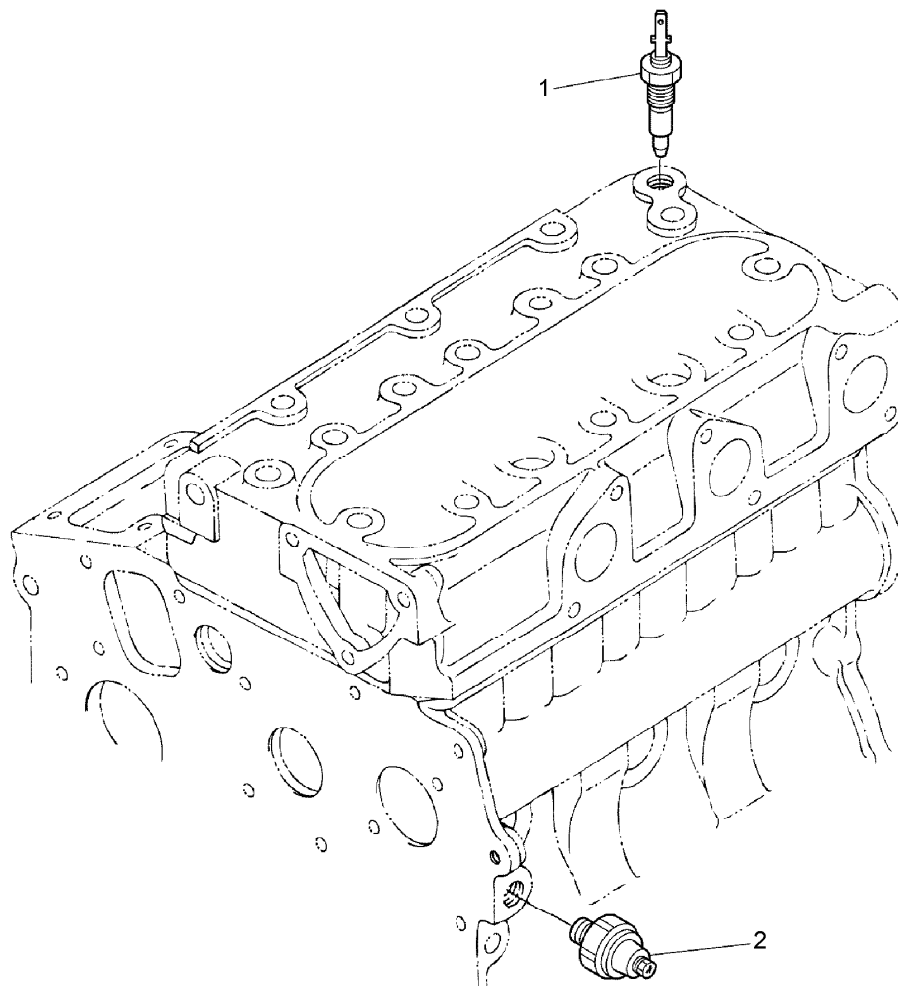
Starter Installation Assembly

<i>Ref.</i>	<i>Part Number</i>	<i>Qty.</i>	<i>Description</i>
1	100-2179	1	Starter ASM
2	98-7438	2	Bolt
3	98-7739	1	Nut
4	98-7535	1	Washer-Spring
5	99-1434	1	Wire-Lead



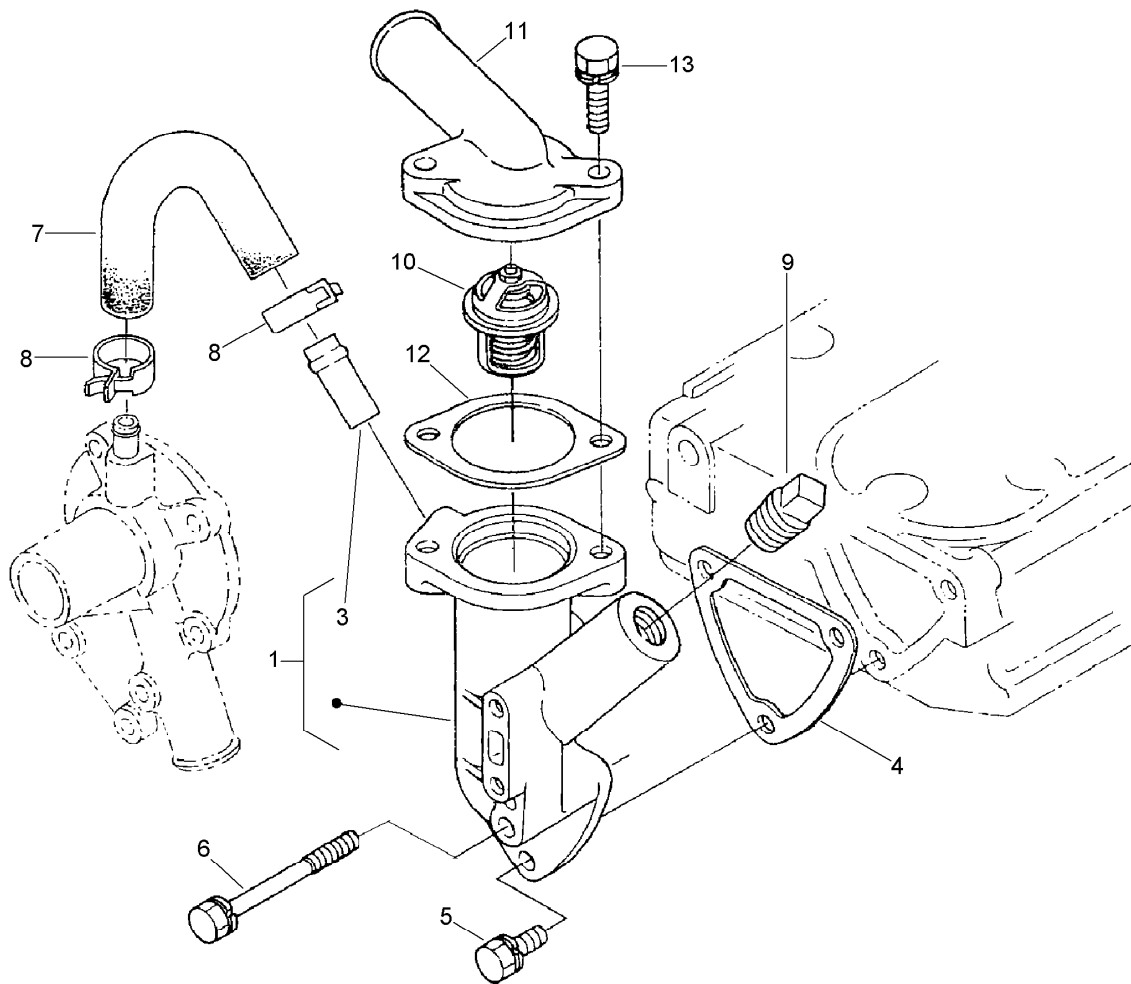
Starter Assembly

<i>Ref.</i>	<i>Part Number</i>	<i>Qty.</i>	<i>Description</i>	<i>Ref.</i>	<i>Part Number</i>	<i>Qty.</i>	<i>Description</i>
1	100-2179	1	Starter ASM	18	100-2216	1	Collar
2	100-2181	1	Starter Yoke ASM	19	100-2224	1	Washer-Plain
3	100-2222	1	Holder ASM	20	100-2225	1	Washer-Plain
4	100-2182	1	Armature ASM	21	100-2226	1	Washer-Plain
5	100-2185	1	Starter Clutch ASM	22	100-2227	1	Plate
6	100-2180	1	Starter Housing ASM	23	100-2243	1	Nut-Hex
7	100-2183	1	Bearing	24	100-1813	2	Nut
8	100-2186	1	Frame ASM	25	100-2210	2	Bolt-Through
9	100-2213	1	Cover	26	100-2215	1	Washer-Spring
10	100-2223	1	Bearing ASM	27	100-2171	1	Nut-Hex
11	100-2187	1	Starter Shaft ASM	28	100-2188	2	Screw
12	100-2220	3	Gear	29	98-9412	1	Bearing-Ball
13	100-2221	1	Gear	30	98-9411	1	Bearing-Ball
14	100-2218	1	Lever	31	112-2833	1	Gear-Pinion
15	100-2211	1	Magnetic Switch ASM	32	98-7750	12	Spring-Brush
16	100-2219	1	Ring-Snap	99	99-1434	1	Wire-Lead
17	100-2212	1	Ring-Snap				



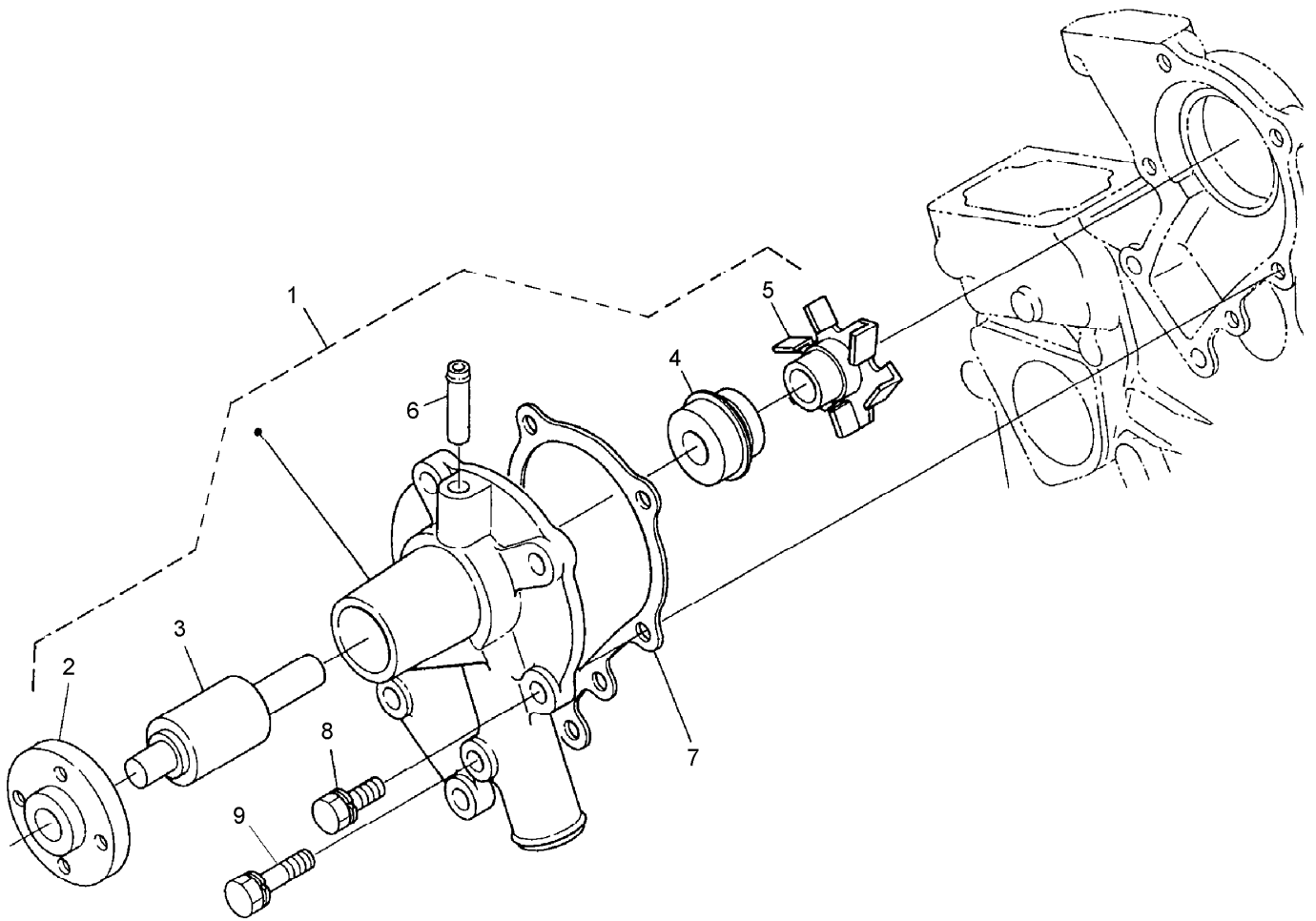
Oil Switch and Thermometer Assembly

<i>Ref.</i>	<i>Part Number</i>	<i>Qty.</i>	<i>Description</i>
1	99-3582	1	Thermoswitch
2	98-7764	1	Switch-Oil



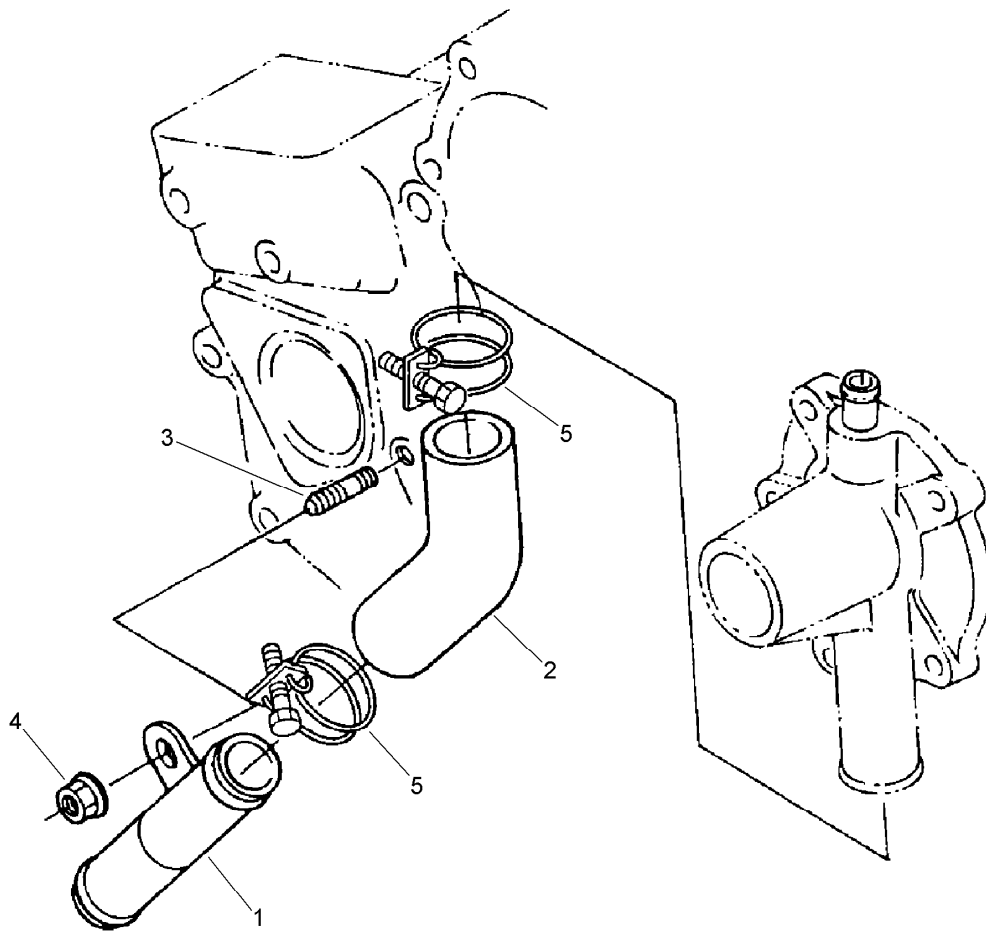
Water Flange and Thermostat Assembly

<i>Ref.</i>	<i>Part Number</i>	<i>Qty.</i>	<i>Description</i>
1	100-2165	1	Water Flange ASM
3	98-9580	1	Pipe-Return, Water
4	110-3820	1	Gasket-Flange, Water
5	98-7692	2	Bolt
6	105-3797	1	Bolt
7	100-2017	1	Pipe-Return, Water
8	98-9579	2	Band-Pipe
9	100-2169	1	Plug
10	100-2053	1	Thermostat ASM
11	100-2231	1	Cover-Thermostat
12	100-2157	1	Gasket-Thermostat
13	98-9353	2	Bolt



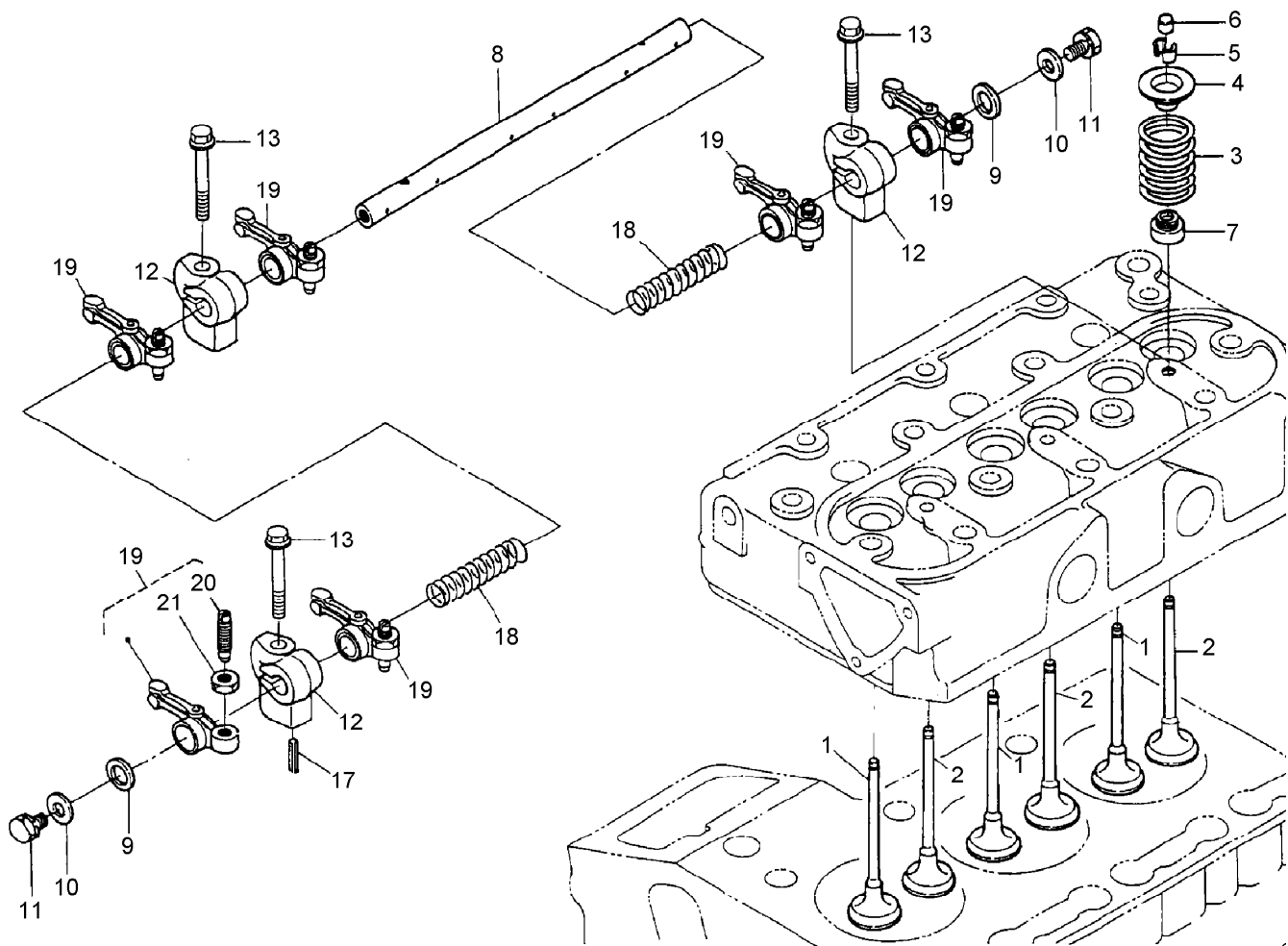
Water Pump Assembly

<i>Ref.</i>	<i>Part Number</i>	<i>Qty.</i>	<i>Description</i>
1	100-2065	1	Water Pump ASM
2	100-1933	1	Flange-Pump, Water
3	100-1934	1	Bearing-Ball
4	99-3518	1	Water Pump Seal ASM
5	100-2067	1	Impeller-Pump, Water
6	100-1932	1	Pipe-Return, Water
7	100-1976	1	Gasket-Pump, Water
8	100-1750	4	Bolt
9	100-1764	1	Bolt



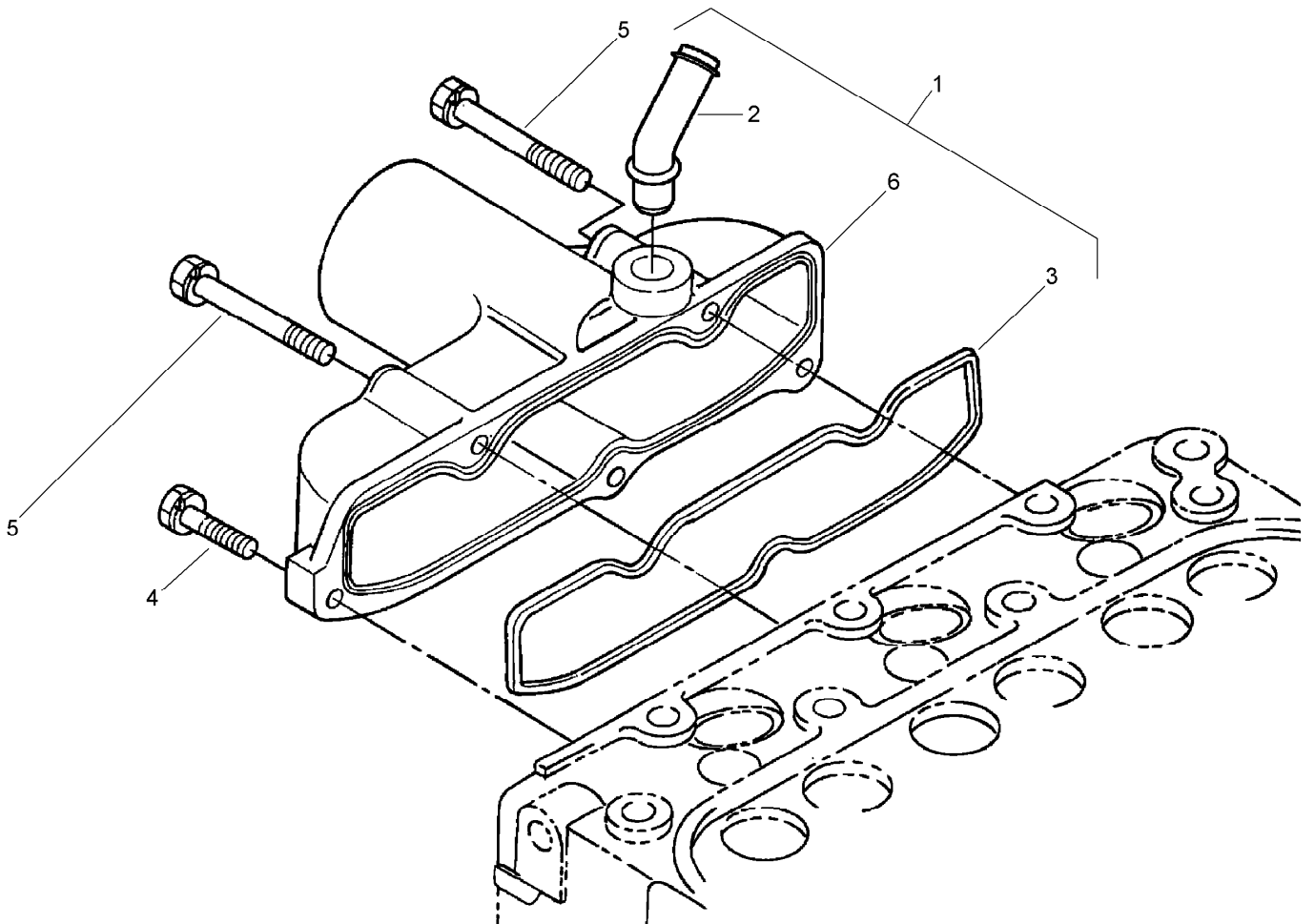
Water Pipe Assembly

<i>Ref.</i>	<i>Part Number</i>	<i>Qty.</i>	<i>Description</i>
1	112-2835	1	Pipe-Water
2	112-2836	1	Hose-Water
3	100-1924	1	Stud
4	100-2203	1	Nut-Flange
5	110-3828	2	Band-Pipe



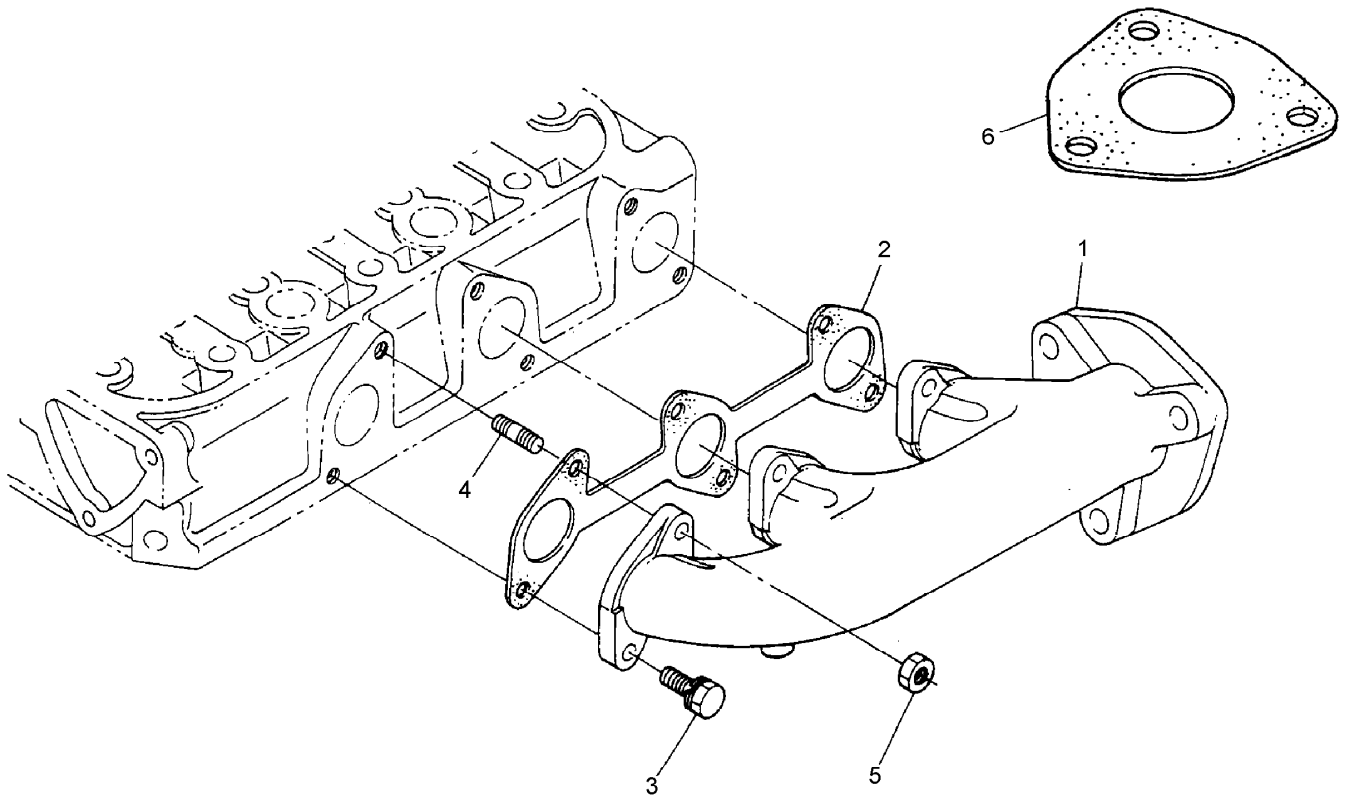
Valve and Rocker Arm Assembly

Ref.	Part Number	Qty.	Description
1	100-1821	3	Valve-Inlet
2	100-1822	3	Valve-Exhaust
3	100-1823	6	Spring-Valve
4	100-1825	6	Retainer-Spring, Valve
5	100-1826	6	Collet-Spring, Valve
6	100-2155	6	Cap-Valve
7	100-1797	6	Seal-Stem, Valve
8	100-2237	1	Shaft-Arm, Rocker
9	100-2044	2	Washer
10	100-1927	2	Washer-Plain
11	100-1762	2	Bolt
12	112-2838	3	Bracket-Arm, Rocker
13	110-3834	3	Bolt-Flange
17	98-7602	1	Pin-Spring
18	100-1828	2	Spring-Arm, Rocker
19	100-1884	6	Rocker Arm ASM
20	100-1885	6	Screw-Adjusting
21	100-1827	6	Nut



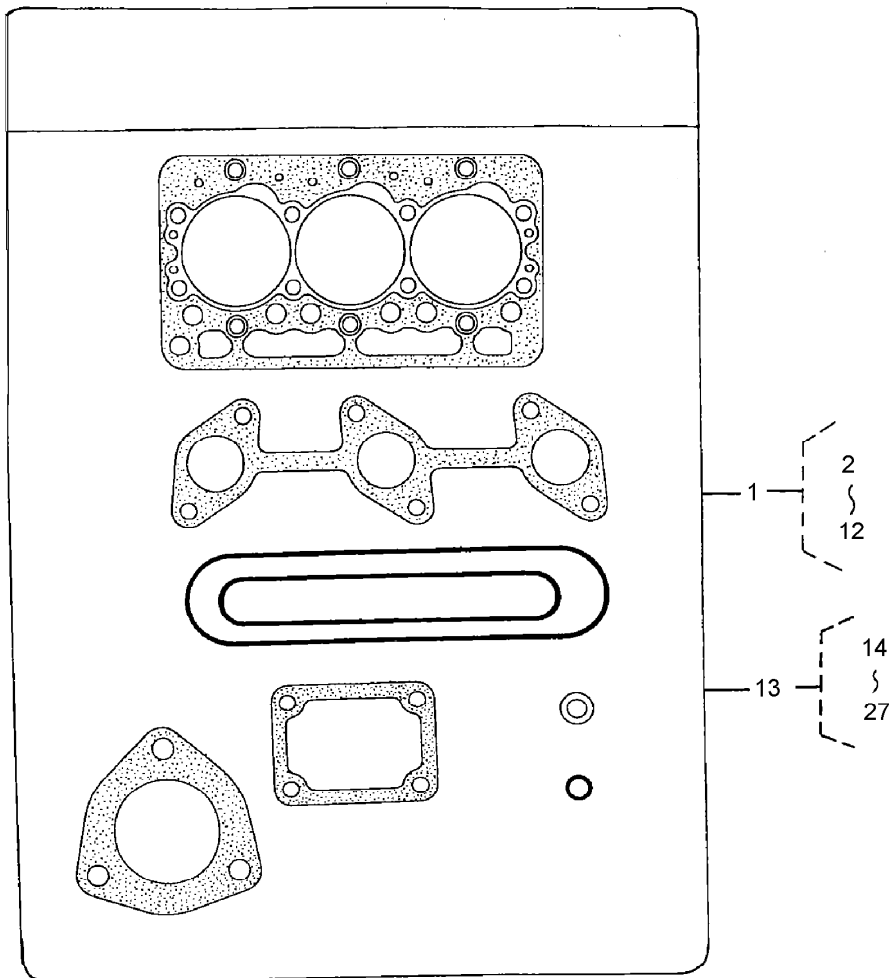
Intake Manifold Assembly

<i>Ref.</i>	<i>Part Number</i>	<i>Qty.</i>	<i>Description</i>
1	112-2839	1	Intake Manifold ASM
2	110-3837	1	Pipe-Breather
3	100-1937	1	Gasket-Manifold, Intake
4	98-7605	2	Bolt
5	100-1765	3	Bolt
6	112-2841	1	Manifold-Intake



Exhaust Manifold Assembly

<i>Ref.</i>	<i>Part Number</i>	<i>Qty.</i>	<i>Description</i>
1	100-2244	1	Manifold-Exhaust
2	100-1957	1	Gasket
3	100-1775	3	Bolt
4	100-2202	3	Stud
5	100-1778	3	Nut
6	100-2238	1	Gasket-Muffler



Gasket Kit Assembly

<i>Ref.</i>	<i>Part Number</i>	<i>Qty.</i>	<i>Description</i>	<i>Ref.</i>	<i>Part Number</i>	<i>Qty.</i>	<i>Description</i>
1	100-2176	1	Upper Gasket Kit	15	112-2805	1	Gasket-Case, Gear
2	98-7509	1	O-Ring	16	100-2206	3	O-Ring
3	100-2043	1	Gasket-Head, Cylinder	17	112-2812	1	Gasket-Case, Bearing
4	100-1937	1	Gasket-Manifold, Intake	18	100-1876	1	Gasket-Cover, Case
5	100-1957	1	Gasket	19	100-2209	1	O-Ring
6	100-1797	6	Seal-Stem, Valve	20	105-3776	1	O-Ring
7	112-2842	1	Gasket-Cover, Head	21	100-2003	1	Gasket-Pump, Oil
8	98-7654	3	Gasket	22	98-9636	1	Gasket-Pump, Fuel
9	99-3446	1	O-Ring	23	100-2061	1	Gasket-Gearcase
10	112-2834	1	Gasket-Flange, Water	24	100-1914	1	Gasket
11	100-2157	1	Gasket-Thermostat	25	98-7428	2	Gasket
12	100-2238	1	Gasket-Muffler	26	100-2208	1	O-Ring
13	100-2174	1	Lower Gasket Kit	27	100-2207	1	O-Ring
14	100-1976	1	Gasket-Pump, Water				

Attachments and Accessories

For 22337CP 320-D Compact Utility Loader

Product Name	Model/Part
Tire Chain Kit	100-4140
Helmet-Face Shield	100-4143
Light Kit.....	100-8940
Narrow Tire ASM	104-0572
Tube-Tire (18 x 8.50-10)	105-4070
Rubber Foot Mat.....	105-5805
Tube-Tire (18 X 8.50-8).....	106396
4 Cubic Foot Standard Bucket	22409
Loose Materials Bucket	22410
48in Hydraulic Blade	22414
Rotary Broom	22415
Bore Drive Head	22420
Rod and Reamer	22421
Multi-Purpose Tool.....	22423
Power Box Rake.....	22425
Stump Grinder	22429
Tree Forks	22438
Cement Bowl	22442
40in Tiller	22445
Snowthrower.....	22456
Trencher Head.....	22470
High-Speed Trencher Head	22471
Trench Filler.....	22472
Narrow Bucket.....	22520
Grapple Rake	22521
Over-the-Tire Rubber Tracks	22662
Auger Head	22805
Universal Swivel Auger Head	22806
Vibratory Plow	22911
Soil Cultivator	23101
Concrete Breaker	23135
Backhoe.....	23163
Adjustable Forks.....	23164
Leveler.....	23165
Tube	232-37
LH Wheel And Tire ASM.....	98-2747
Wheel and Tire ASM.....	98-4709
RH Wheel And Tire ASM	99-1447
RH Wheel And Tire ASM (Powerlug)	99-3140
LH Wheel And Tire ASM (Powerlug).....	99-3141
Hydraulic Relief Valve Kit.....	99-4360

Notes:

Notes:



Count on it.