



**Count on it.**

**Parts Catalog**

**Greensmaster® 3320 TriFlex®  
Traction Unit**

Model No. 04530—Serial No. 408000000 and Up



# Ordering Replacement Parts

To order replacement parts, please supply the part number, the quantity, and the description of each part desired.

## Understanding Reference Numbers

Each identified part in an illustration has a reference number. The reference number for a part also appears in the parts list, along with other information about the part.

This catalog uses two special reference number formats, one to indicate parts in a service assembly and another to indicate the quantity of a given part in an illustration.

## Service Assembly Reference Numbers

Parts in service assemblies have reference numbers in the form a:b. The a represents the reference number of the entire service assembly and the b represents a sequential number unique to each part within the service assembly.

For example, a wheel assembly might be identified by reference number 6, the tire by 6:1, the valve by 6:2, and the wheel by 6:3. When you order the assembly identified by reference number 6, you receive all parts identified by reference numbers 6:1, 6:2, and 6:3. However, you may also order any part individually. Reference numbers of this type appear in illustration and in parts lists.

## Reference Numbers Indicating Quantity

In an illustration, if a reference number indicates more than one part, the reference number has the form nX y. The n represents the quantity of the part, the X is the multiplication symbol, and the y represents the reference number.

For example, in an illustration, the reference number 2X 37 means that two of the parts identified by reference number 37 are indicated.

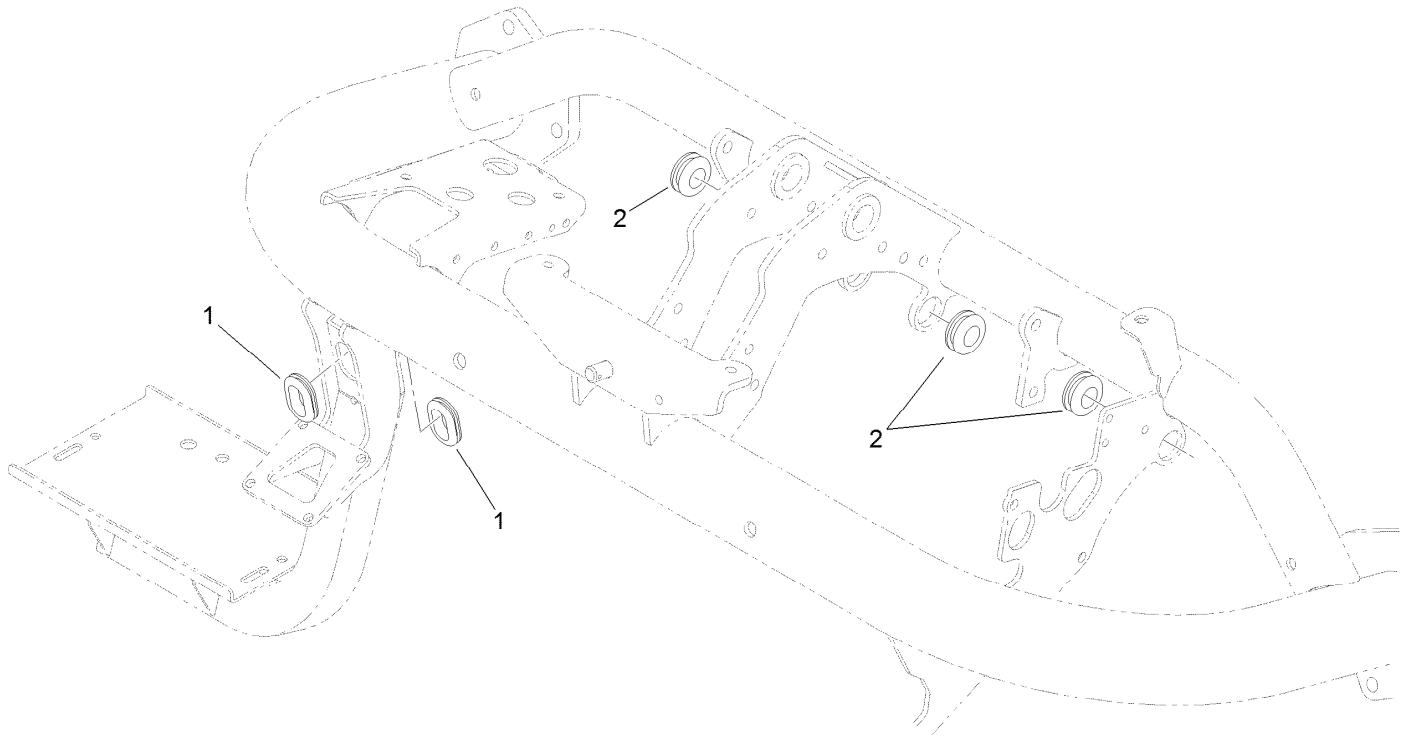
# Contents

Roll-Over Protection System Assembly .....	4
Brake Cable Grommet Assembly .....	5
Frame Assembly .....	6
Platform Assembly .....	7
Right Hand Support Platform Assembly .....	8
Seatbase Assembly .....	9
Steering Arm and Adjuster Assembly .....	10
Brake Cable and Lever Assembly .....	11
Back Wheel Assembly .....	12
Hydraulic Cylinder Assembly No. 117-4480 .....	13
Front Wheel Assembly .....	14
Right Hand Brake Assembly No. 139-2722 .....	15
Left Hand Brake Assembly No. 139-2721 .....	16
Right Hand Wheel Motor Assembly No. 117-4302 .....	17
Left Hand Wheel Motor Assembly No. 117-4303 .....	18
Console and Reel Control Assembly .....	19
Traction Interface Control Assembly .....	20
Ignition, Throttle and Choke Control Assembly .....	21
Console Cable Routing Assembly .....	22
Engine and Exhaust Assembly .....	23
Generator and Engine Frame Assembly .....	24
Generator/Controller Assembly No. 127-2580 .....	25
Generator Assembly No. 127-2579 .....	26
Generator Service Assembly No. 127-2578 .....	27
Battery Assembly .....	28
Wire Harness Assembly .....	29
Pump Coupling Assembly .....	30
Hydraulic Pump Assembly No. 121-9558 .....	31
Neutral Centering Assembly .....	33
Traction Drive Hydraulic Line Assembly .....	34
Traction Drive Hose Routing Assembly .....	35
Lift Circuit Assembly .....	36
Steering Valve Assembly No. 114-4672 .....	38
Hydraulic Cylinder Assembly No. 119-8129 .....	39
Hydraulic Cylinder Assembly No. 119-8128 .....	40
Hydraulic Lift Manifold Assembly .....	41
Hydraulic Lift Manifold Assembly No. 125-5187 .....	42
Steering Circuit Assembly .....	43
Steering Circuit Assembly (2) .....	44
Hydraulic Gear Pump Assembly No. 114-9958 .....	45
Fuel Line and Carbon Canister Hose Routing Assembly .....	46
Fuel Tank Assembly .....	47
Hydraulic Tank Assembly .....	48
Hydraulic Tank Cover Assembly .....	49
Suspension and Basket Assembly .....	50
Basket Assembly No. 132-9599 .....	51
Suspension Pin Position Assembly .....	52
Electric Motor and Bracket Assembly .....	53
Electric Reel Motor Assembly No. 138-8905 .....	54
Electric Motor Assembly .....	55
Electric Mow Battery Assembly .....	56
Suspension A-Arm Assembly .....	58
Suspension Crossarm Assembly .....	59
Attachments and Accessories .....	60



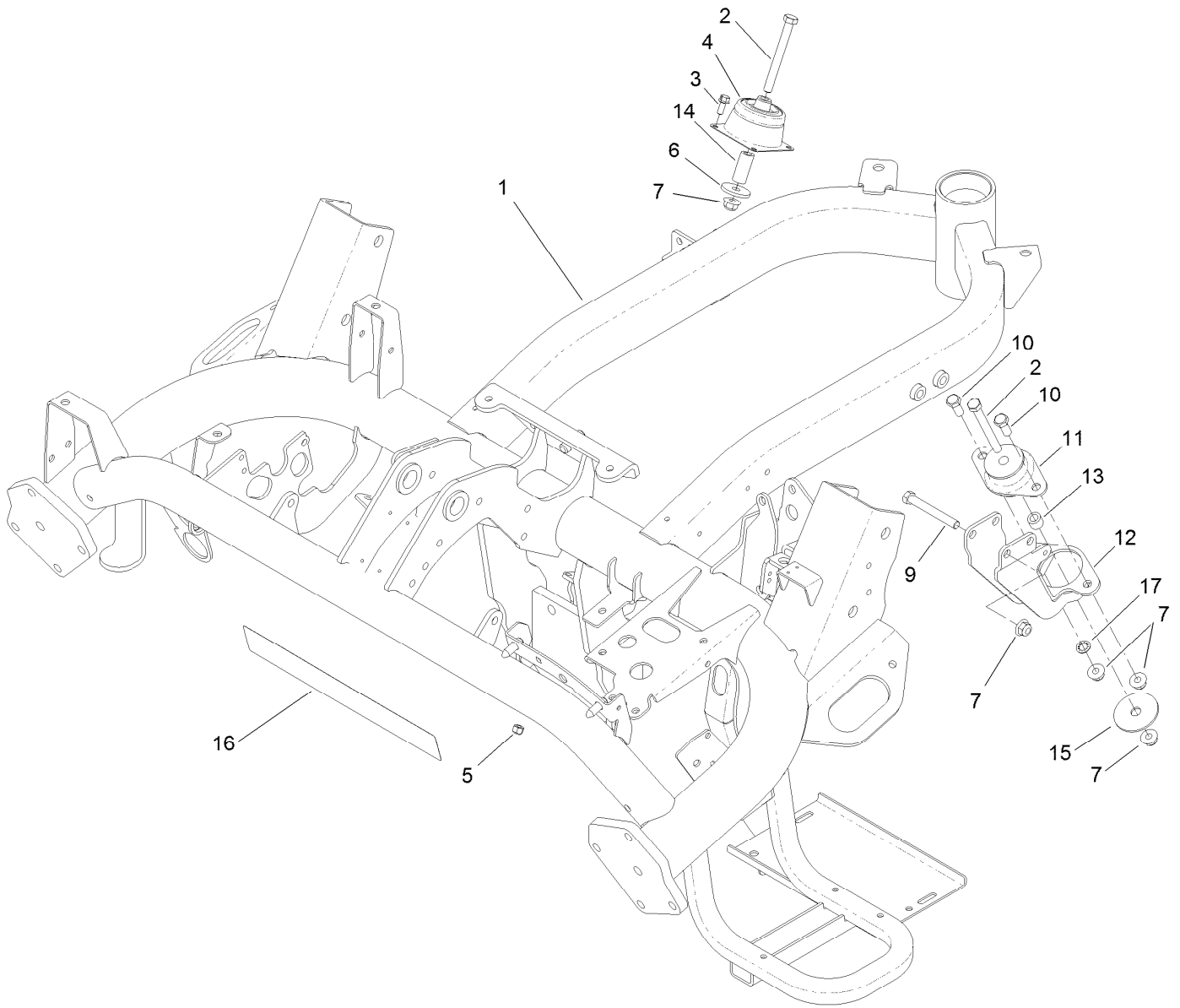
## Roll-Over Protection System Assembly

<i>Ref.</i>	<i>Part Number</i>	<i>Qty.</i>	<i>Description</i>	<i>Ref.</i>	<i>Part Number</i>	<i>Qty.</i>	<i>Description</i>
1	115-8206	1	ROPS ASM	7	117-9051-01	1	Step
1:2	115-8199	1	Decal-ROPS	8	119-4468-01	1	Plate-Step
1:3	115-8226	1	Decal-ROPS	9	32104-32	9	Screw-HWH
2	325-35	4	Screw-HH	11	2412-133	2	Clamp-R
3	117-9023	1	Casting-Side, RH	12	104-7050	1	Tube-Manual
3:2	94-9609	2	Bushing-Straight	13	104-7048	1	Cap-Housing
4	99-5107	4	Nut-Lock	14	302-59	1	Plug-EXT Hex Spl
5	117-9035	8	Screw-HHF	17	119-1730	1	Receptacle-Clip, Mini
6	117-9022	1	Casting-Side, LH	18	3269-32	2	Rivet-Pop
6:2	60-0080	2	Bushing	19	121-5865	1	Clip-Cover, Back



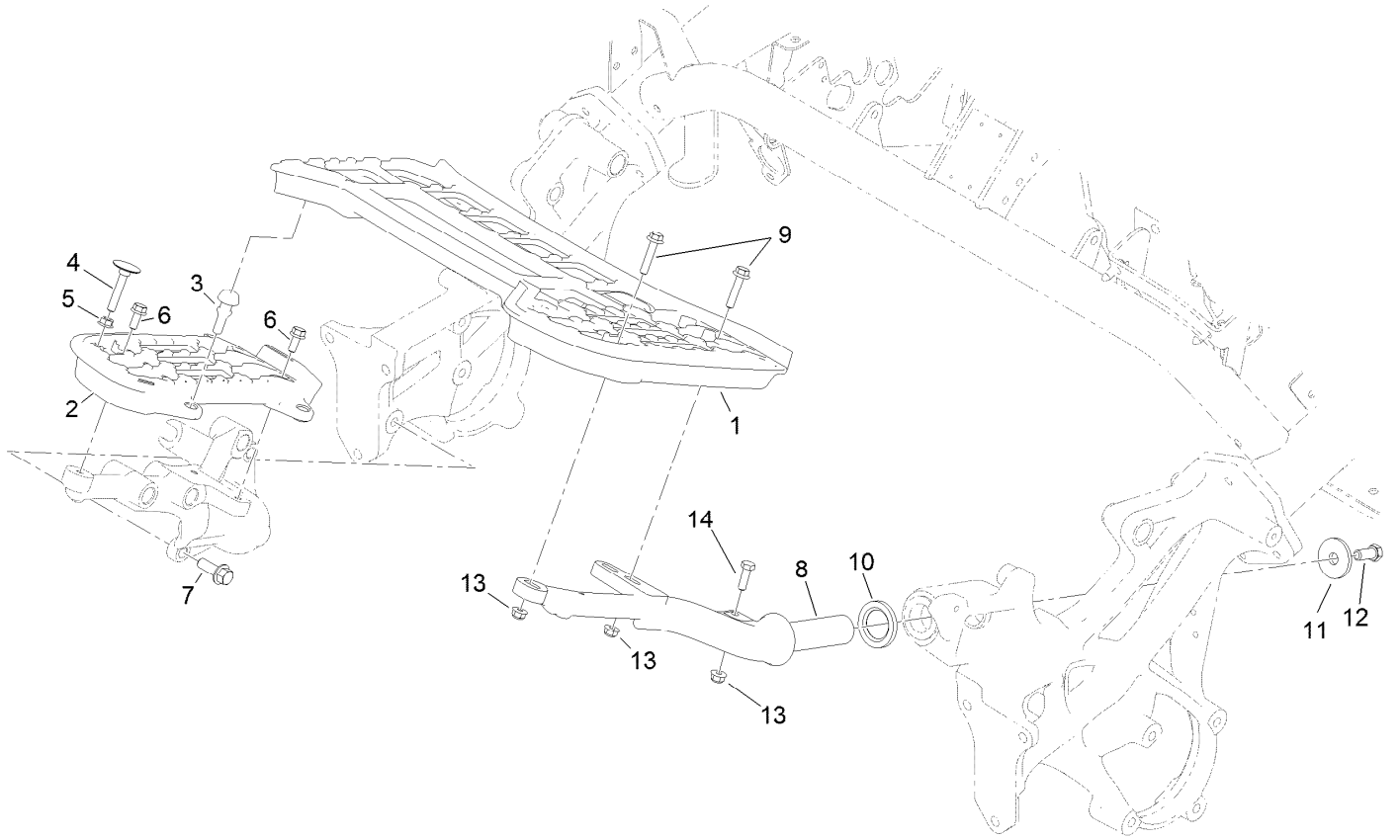
## Brake Cable Grommet Assembly

<i>Ref.</i>	<i>Part Number</i>	<i>Qty.</i>	<i>Description</i>
1	240-5	2	Grommet
2	98-8529	3	Grommet



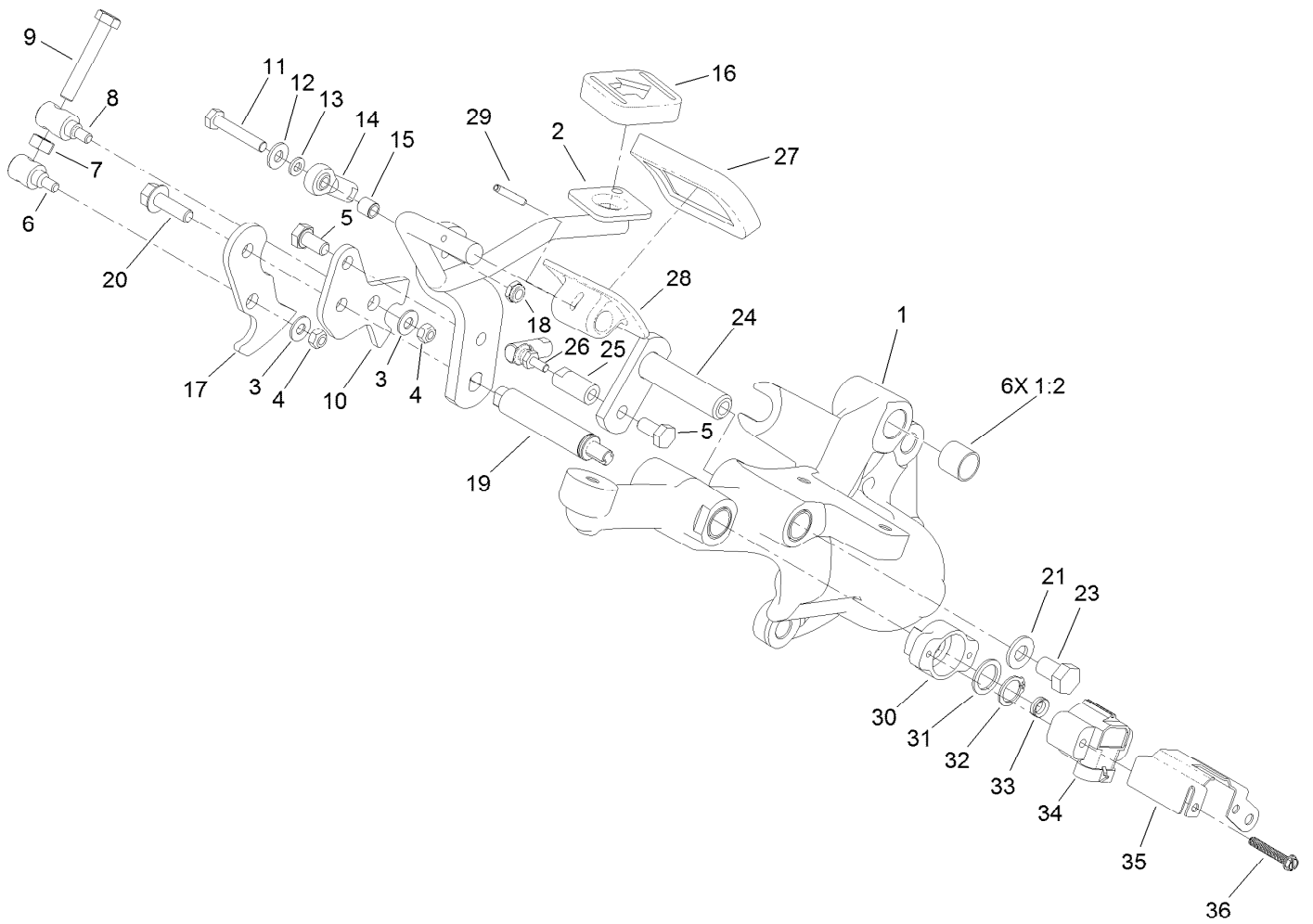
## Frame Assembly

<i>Ref.</i>	<i>Part Number</i>	<i>Qty.</i>	<i>Description</i>	<i>Ref.</i>	<i>Part Number</i>	<i>Qty.</i>	<i>Description</i>
1	131-6176-01	1	Frame	10	323-5	2	Screw-HH
2	323-15	3	Screw-HH	11	131-1821	1	Mount-Engine
3	3234-33	8	Screw-HHF	12	117-9256-01	1	Mount-Engine, Rear
4	112-5757	2	Mount-Engine, Rubber	13	52-2480	1	Spacer-Wheel
5	3296-42	8	Nut-Lock, NI	14	104-0151	2	Spacer
6	117-9330	2	Spacer	15	87-5100	1	Washer-Snubbing
7	104-8301	7	Nut-HF, NI	16	115-8195	1	Decal
9	323-14	2	Screw-HH	17	3254-6	1	Washer-Lock, Internal



## Platform Assembly

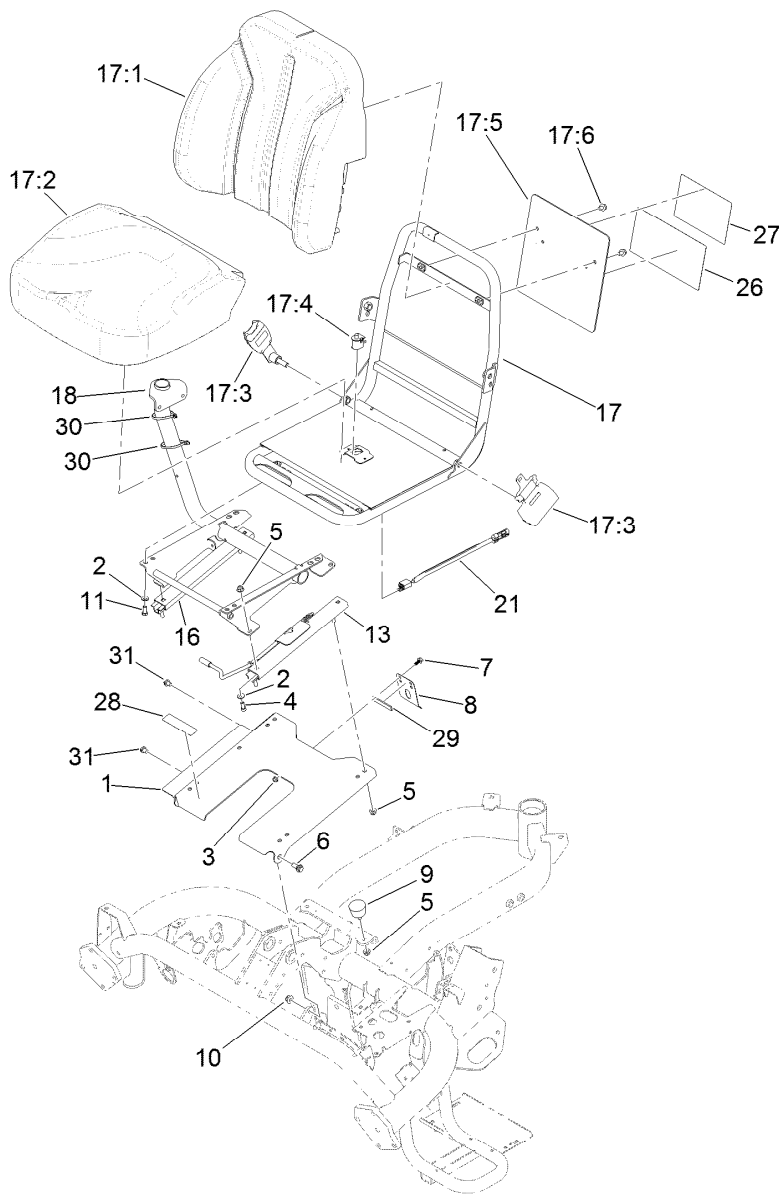
<i>Ref.</i>	<i>Part Number</i>	<i>Qty.</i>	<i>Description</i>
1	137-7768	1	Platform-LH
2	117-9008	1	Platform-RH
3	117-9072	2	Bumper-Rubber
4	115-8240	1	Screw-Elevator
5	32128-20	1	Nut-HF
6	3234-47	3	Screw-HHF
7	117-9035	3	Screw-HHF
8	117-9006-01	1	Support-Platform, LH
9	115-1794	3	Screw-HHF
10	94-8946	1	Washer-Thrust
11	84-1560	1	Washer-Thrust
12	324-4	1	Screw-HH
13	104-8300	4	Nut-HF, NI
14	322-5	1	Screw-HH



## Right Hand Support Platform Assembly

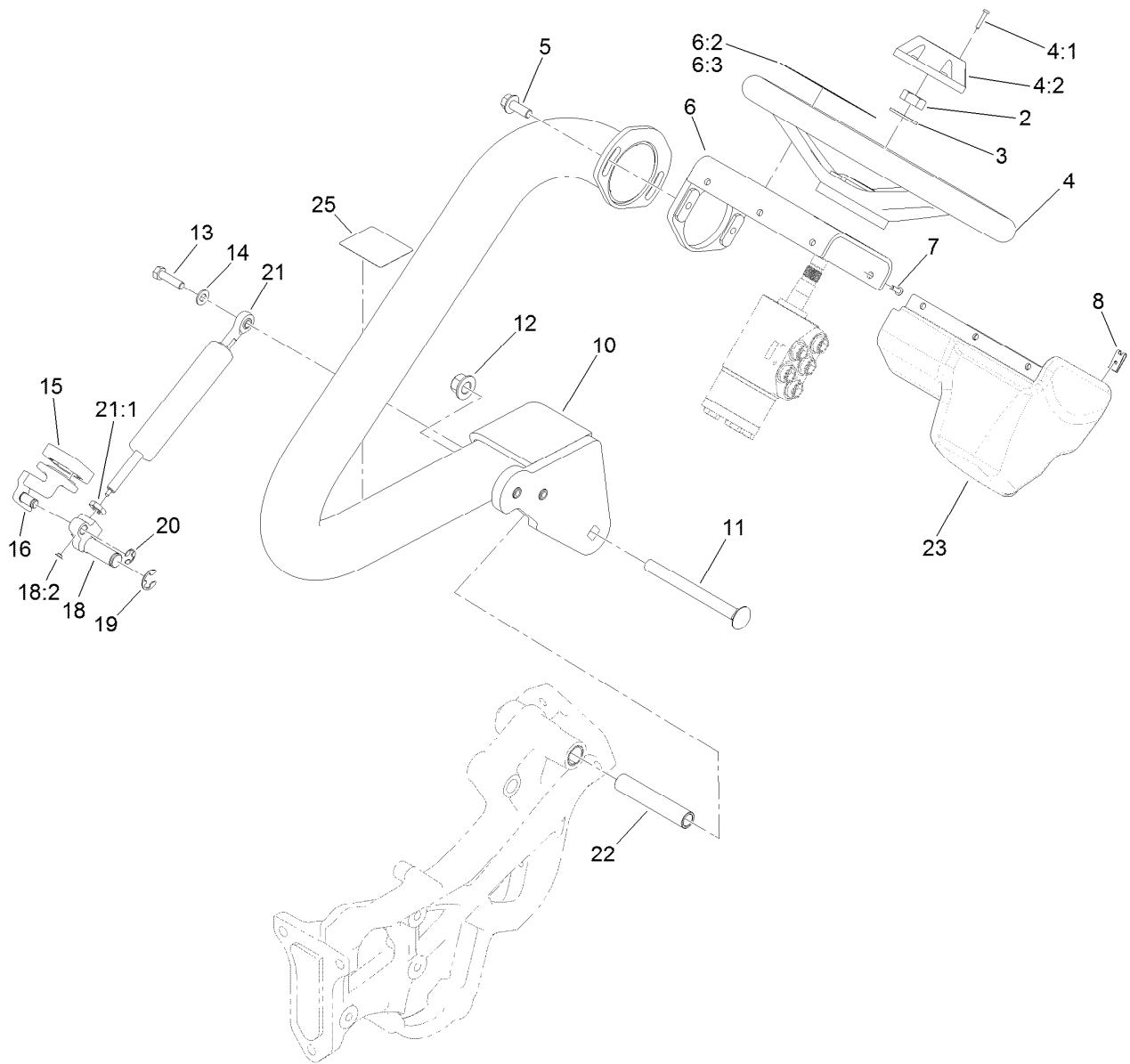
<i>Ref.</i>	<i>Part Number</i>	<i>Qty.</i>	<i>Description</i>	<i>Ref.</i>	<i>Part Number</i>	<i>Qty.</i>	<i>Description</i>
1	133-2313	1	Support-Platform, RH	18	3296-56	1	Nut-Lock, NI
1:2	256-311	6	Bushing-Split	19	131-3177	1	Shaft-Pedal
2	131-3179-01	1	Pedal-Traction	20	3234-29	1	Screw-HHF
3	3256-1	2	Washer-Flat	21	3256-24	1	Washer-Plain
4	33023-00	2	Nut-Lock	23	33115-016	1	Screw-HH
5	33114-016	2	Screw-HH	24	94-1300	1	Lock-Neutral
6	94-1374	1	Trunnion-Bracket, Mow	25	94-1386	1	Shaft-Pedal
7	33014-00	1	Nut-Hex	26	2411-38	1	Joint-Ball
8	94-1375	1	Trunnion-Bracket, Lock	27	74-9100	1	Pad-Pedal, Forward
9	94-3489	1	Screw-HH	28	117-9507	1	Pedal-Accelerator
10	131-3181	1	Bracket-Lock	29	32121-45	1	Pin-Spring
11	321-9	1	Screw-HH	30	131-3178	1	Adaptor-Sensor
12	3256-22	1	Washer-Flat	31	7-3590	1	Washer
13	33093-00	1	Washer-Flat	32	32151-62	1	Ring-Retaining
14	2411-41	1	Rod End-Ball Joint	33	131-3187	1	Seal-V-Ring
15	99-3545	1	Spacer	34	122-0055	1	Sensor Position
16	74-9110	1	Pad-Pedal, Reverse	35	131-3184	1	Shield-Sensor
17	140-5254	1	Bracket-Mow	36	692501	2	Screw-SHWH





## Seatbase Assembly

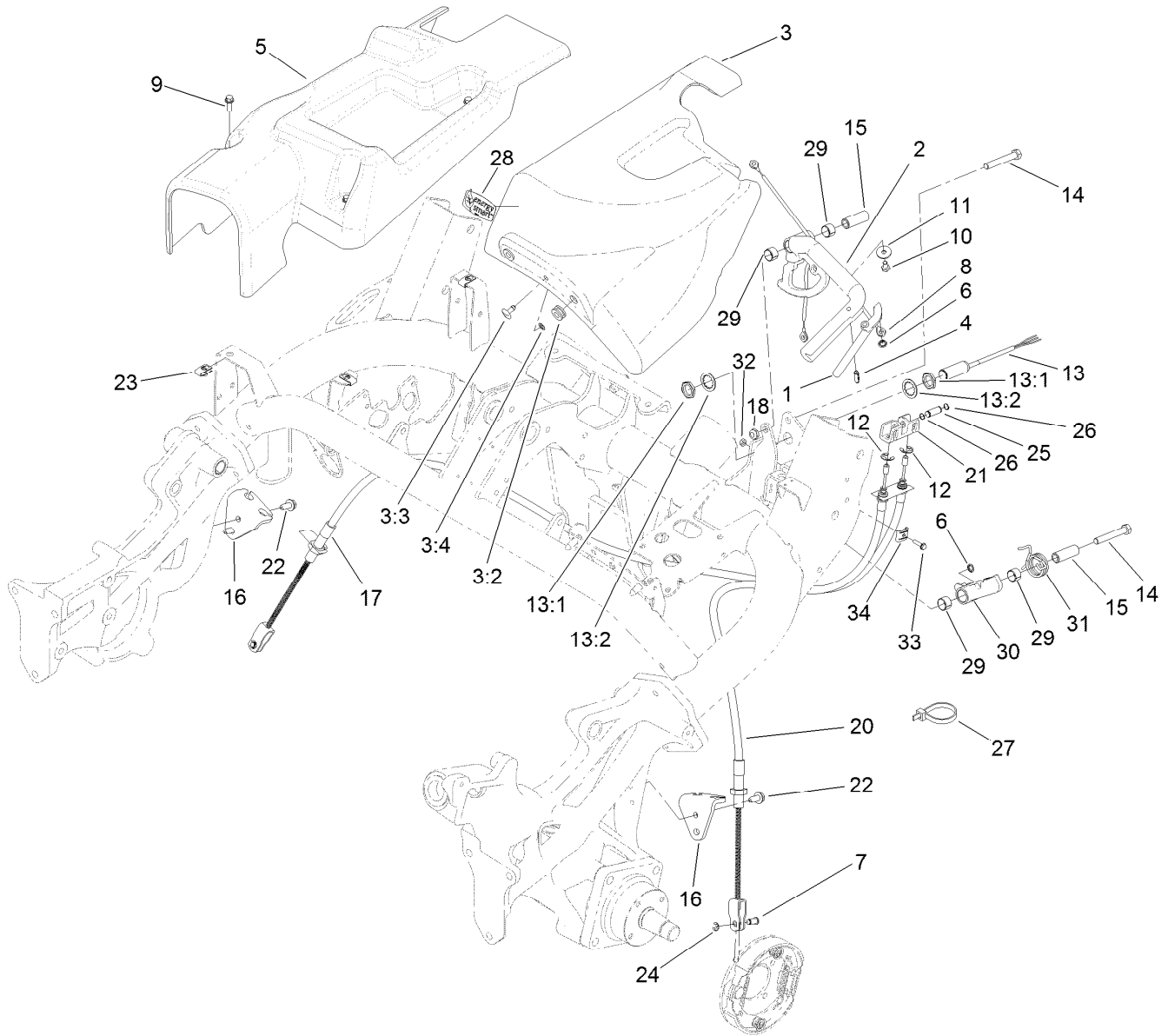
<i>Ref.</i>	<i>Part Number</i>	<i>Qty.</i>	<i>Description</i>	<i>Ref.</i>	<i>Part Number</i>	<i>Qty.</i>	<i>Description</i>
1	136-8405-03	1	Plate-Seat	18	139-6453-03	1	Console Mount ASM, Welded
2	3256-23	8	Washer-Plain	21	108-8657	1	Harness-Wire, Seat
3	104-7201	2	Nut-HF, NI	26	115-8159	1	Decal-Service, Spanish
4	3274-10	4	Screw-HSH	26	115-8160	1	Decal-Service, French
5	104-8300	10	Nut-HF, NI	26	115-8161	1	Decal-Service, German
6	94-7582	2	Bolt-Shoulder	26	115-8162	1	Decal-Service, Swedish
7	99-6810	2	Screw-HHF	26	115-8163	1	Decal-Service, Italian
8	66-2630	1	Latch-Seat	26	115-8164	1	Decal-Service, Portuguese
9	68-3270	2	Bumper-Rubber	26	115-8165	1	Decal-Service, Norwegian
10	104-8301	2	Nut-HF, NI	26	115-8166	1	Decal-Service, Finnish
11	322-3	4	Screw-HH	26	115-8167	1	Decal-Service, Danish
13	133-8896	1	Seat Adjuster Lever ASM	26	115-8168	1	Decal-Service, Dutch
16	92-8990	1	Adjuster-Seat, Non-Locking	26	115-8169	1	Decal-Service, Japanese
17	139-2680	1	Seat ASM	26	139-2727	1	Decal-Service, GR3300/3320
17:1	139-2705	1	Cover-Seat, Back	27	115-8156	1	Decal-Speed, Clip
17:2	139-2706	1	Cover-Seat, Bottom	28	133-8062	1	Decal-Arrestor, Spark
17:3	139-2707	1	Seat Belt Kit	29	120-5753	1	Strip-Foam
17:4	82-2190	1	Switch-Bail	30	3290-379	2	Tie-Cable
17:5	139-2701	1	Plate-Decal	31	32180-030	2	Clip-Tie
17:6	3234-30	2	Screw-HHF				



## Steering Arm and Adjuster Assembly

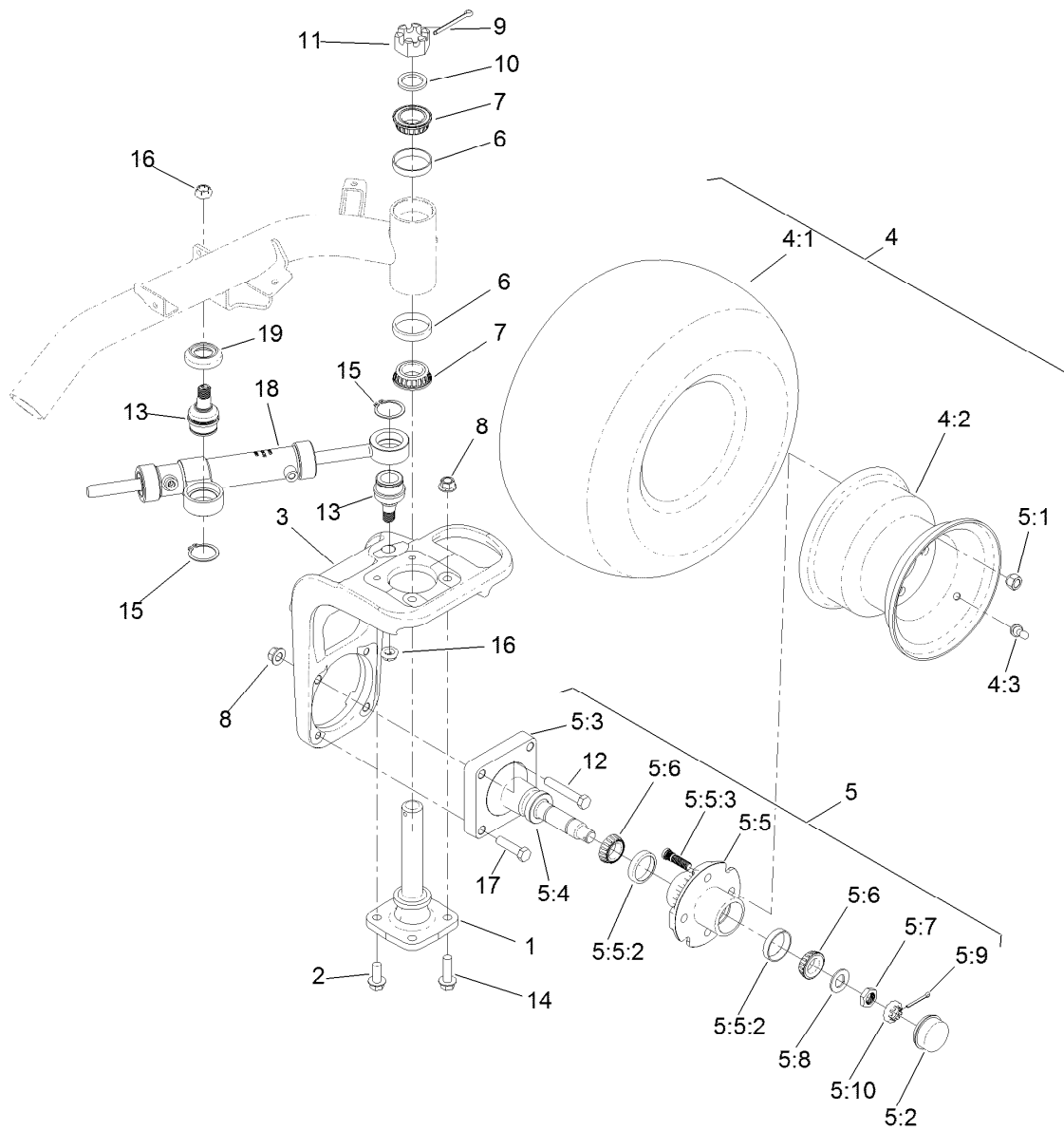
Ref.	Part Number	Qty.	Description
2	3296-33	1	Nut-Lock, NI
3	3256-27	1	Washer-Flat
4	75-0560	1	Steering Wheel ASM
4:1	32144-21	1	Screw
4:2	68-5140	1	Cap-Wheel, Steering
5	3234-42	2	Screw-HHF
6	136-8571	1	Mount-Steering
6:2	136-8506	1	Decal-Danger
6:3	136-8505	1	Decal-Danger, CE
7	3274-39	6	Screw-HSBH
8	3290-277	6	Nut-Speed
10	139-8582-01	1	Steering Arm ASM [red]
11	114-7723	1	Screw-CARR
12	99-5107	1	Nut-Lock

Ref.	Part Number	Qty.	Description
13	322-5	1	Screw-HH
14	3256-23	1	Washer-Plain
15	74-9110	1	Pad-Pedal, Reverse
16	138-6456	1	Lever (Mach)
18	133-9030	1	Pivot Lever ASM
18:2	133-8995	1	Bushing
19	32120-19	1	E-Ring
20	105-7004	1	E-Ring
21	133-9036	1	Cylinder-Gas
21:1	112-8617	1	Nut-Hex
22	117-9002	1	Spacer
23	119-9300	1	Cover-Valve, Steering
25	119-9346	1	Decal-Arm, Steering



## Brake Cable and Lever Assembly

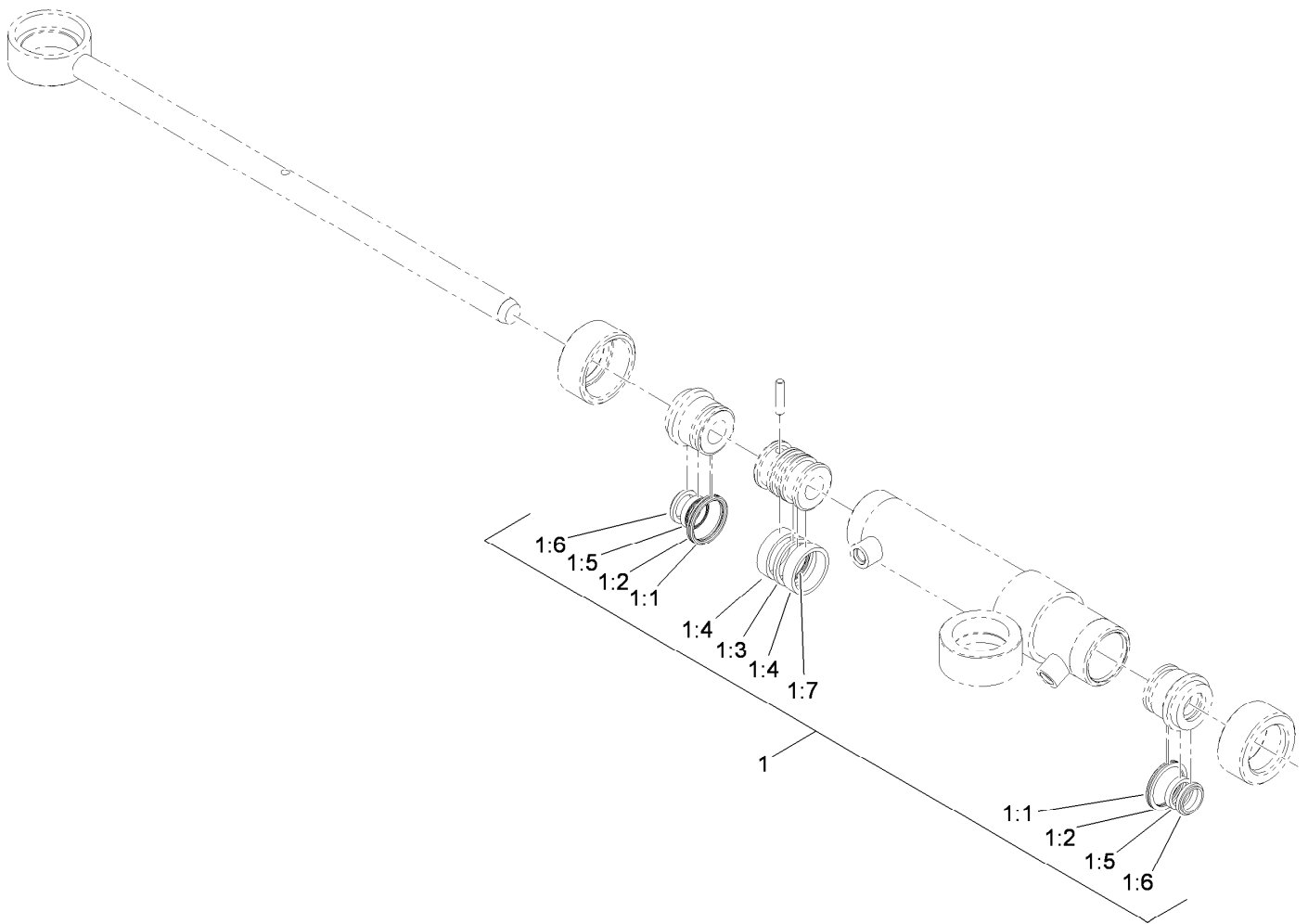
Ref.	Part Number	Qty.	Description	Ref.	Part Number	Qty.	Description
1	131-3003	1	Lever-Release	15	131-3017	2	Spacer
2	131-3024	1	Lever-Brake, Hand	16	133-8901	2	Bracket-Cable, Brake
3	131-3025	1	LH Cover ASM	17	131-1833	1	Cable-Brake, RH
3:2	119-1728	1	Stud-1/4 Turn	18	3296-59	2	Nut-Lock, NI
3:3	119-1729	1	Retainer-Stud	20	131-1834	1	Cable-Brake, LH
3:4	92-5972	2	Grommet-Rubber	21	131-3065	1	Equalizer-Cable
4	32121-24	1	Pin-Spring	22	32104-32	4	Screw-HWH
5	138-5029	1	Cover-Side, RH	23	107069	3	Clip
6	104-8310	2	Ring-Retaining	24	701197	2	E-Ring
7	109-6887	2	Pin-Clevis	25	131-3021	1	Pin
8	131-3004	1	Cable	26	32120-46	2	Ring-Retaining
9	115-5103	3	Screw-HHF	27	3290-379	1	Tie-Cable
10	321-2	1	Screw-HH	28	119-7580	1	Decal-Smart, Energy
11	3256-67	1	Washer	29	1-653600	4	Bushing
12	32120-47	2	Ring-Retaining, External	30	131-3058	1	Pawl-Brake
13	115-5300	1	Proximity Switch ASM	31	132-3833	1	Spring-Torsion
13:1	117-3207	2	Nut-Hex	32	3296-2	1	Nut-Lock, NI
13:2	117-3208	2	Washer-Lock, Internal Tooth	33	3290-126	1	Screw-HWH
14	323-12	2	Screw-HH	34	81-1690	1	Clamp-Cable



## Back Wheel Assembly

Ref.	Part Number	Qty.	Description	Ref.	Part Number	Qty.	Description
1	115-2657	1	Spindle-Steering	5:8	117-8259	1	Washer-Spindle
2	3234-38	2	Screw-HHF	5:9	3272-18	1	Pin-Cotter
3	117-4366-01	1	Base-Fork, Rear	5:10	93-0307	1	Nut-Lock, Retainer
4		1	Wheel And Tire ASM ●	6	115-9471	2	Bearing-Cup
4:1	120-2783	1	Tire	7	115-9472	2	Bearing-Cone And Seal
4:2	217-60	1	Rim	8	99-5107	4	Nut-Lock
4:3	232-27	1	Stem-Valve	9	3272-37	1	Pin-Cotter
5	119-4490	1	Wheel Spindle ASM	10	18-6320	1	Washer-Steering
5:1	242-50	4	Nut-Lug	11	32136-9	1	Nut-Hex, Slotted
5:2	241-119	1	Cap-Dust	12	325-12	2	Screw-HH
5:3	112-7173	1	Spindle	13	121-3605	2	Ball Joint
5:4	112-1690	1	Seal-Oil	14	3234-22	2	Screw-HHF
5:5	117-9093	1	Hub ASM	15	32151-104	2	Ring-Retaining, External
5:5:2	254-72	2	Bearing-Cup, Tapered	16	121-3611	2	Nut-Hex, Flextop
5:5:3	114-3918	4	Stud-Wheel	17	325-8	2	Screw-HH
5:6	254-92	2	Cone-Bearing, Outer	18	117-4480	1	HYD Cylinder ASM
5:7	117-8260	1	Nut	19	120-2026	1	Spacer-Cylinder

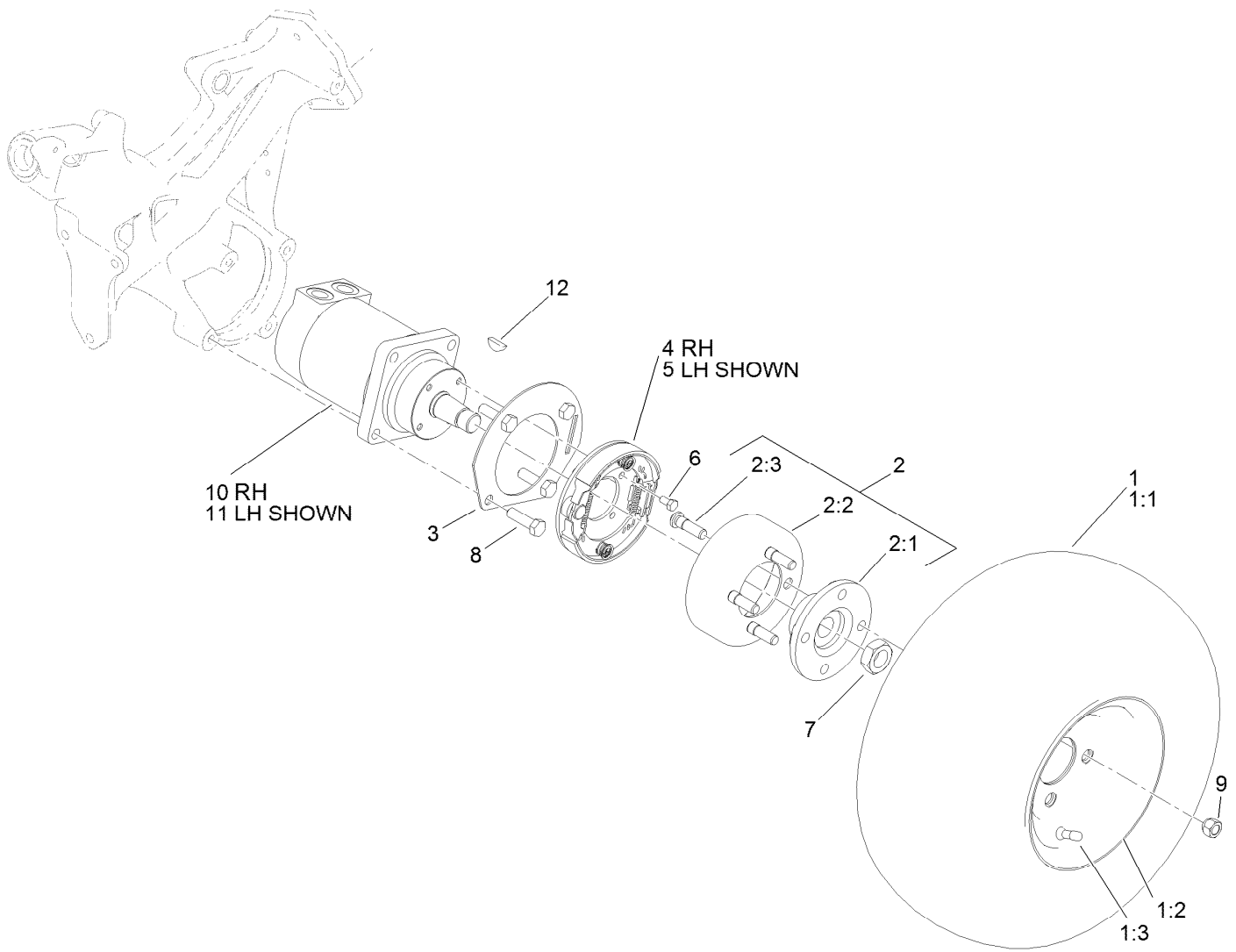
● Not serviced separately



## Hydraulic Cylinder Assembly No. 117-4480

<i>Ref.</i>	<i>Part Number</i>	<i>Qty.</i>	<i>Description</i>
1	119-7124	1	Kit-Seal
1:1		2	O-Ring ●
1:2		2	Ring-Backup ●
1:3		1	Seal-Psp ●
1:4		2	Ring-Wear ●
1:5		2	Seal-Bs ●
1:6		2	Seal-Dust ●
1:7		1	O-Ring ●

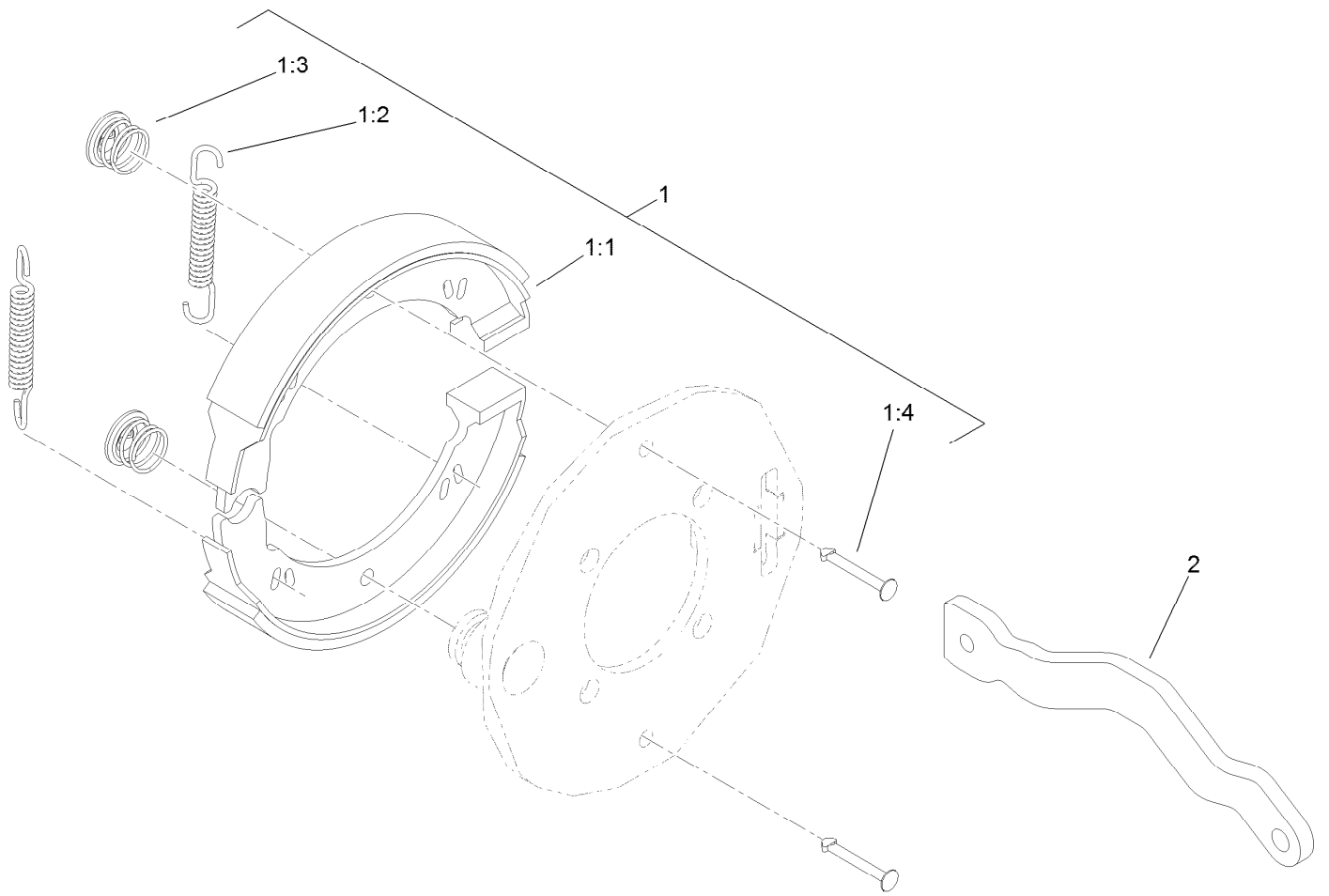
● Not serviced separately



## Front Wheel Assembly

Ref.	Part Number	Qty.	Description	Ref.	Part Number	Qty.	Description
1		2	Wheel And Tire ASM ●	4	139-2722	1	RH Brake ASM
1:1	120-2783	1	Tire	5	139-2721	1	LH Brake ASM
1:2	117-9032	1	Rim	6	322-2	8	Screw-HH
1:3	232-27	1	Stem-Valve	7	26-3790	2	Nut-Lock
2	115-2661	2	Brake Drum ASM	8	325-7	8	Screw-HH
2:1	115-2662-0P	1	Hub-Wheel [primed]	9	242-50	8	Nut-Lug
2:2	115-2663	1	Drum-Brake	10	117-4302	1	RH Wheel Motor ASM
2:3	85-6540	4	Stud-Drive	11	117-4303	1	LH Wheel Motor ASM
3	114-9998-03	2	Tab-Lever, Brake	12	3257-42	1	Key-Woodruff

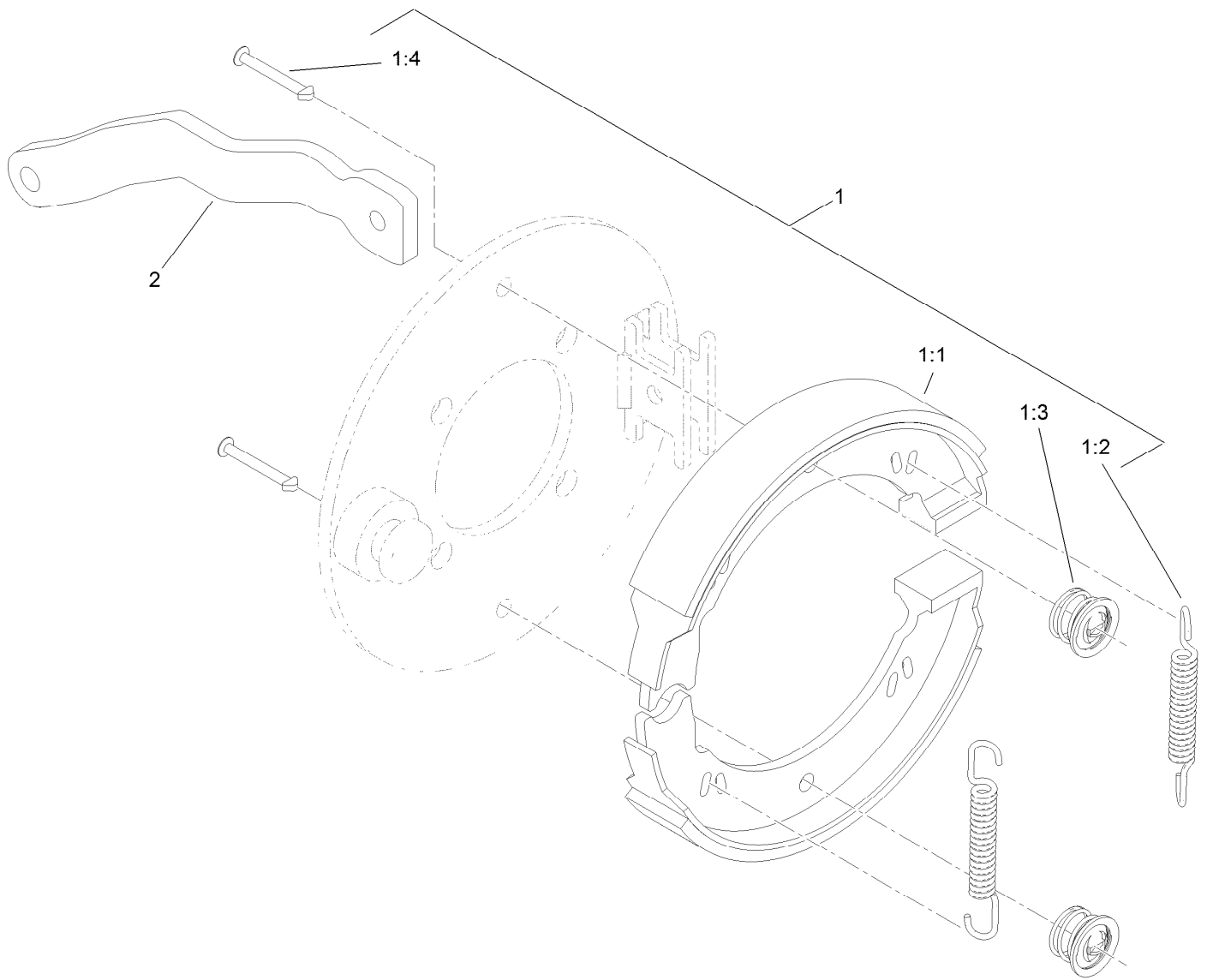
● Not serviced separately



## Right Hand Brake Assembly No. 139-2722

<i>Ref.</i>	<i>Part Number</i>	<i>Qty.</i>	<i>Description</i>
1	139-2723	1	Kit-Brake
1:1		2	Shoe-Brake ●
1:2		2	Spring ●
1:3		2	Clip ●
1:4		2	Pin-Retainer ●
2	115-5789	1	Lever-Brake, RH

● Not serviced separately

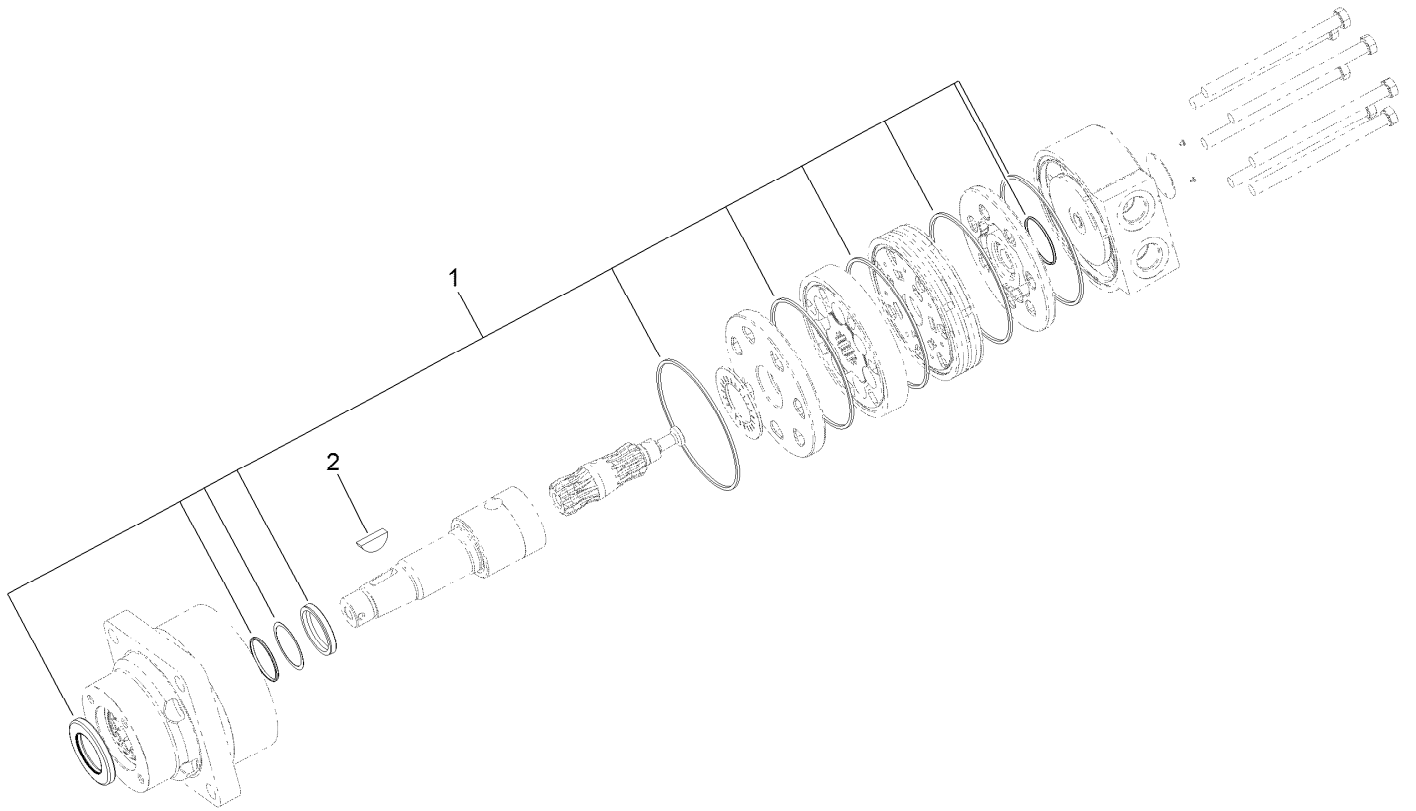


## Left Hand Brake Assembly No. 139-2721

Ref.	Part Number	Qty.	Description
1	139-2723	1	Kit-Brake
1:1		2	Shoe-Brake ●
1:2		2	Spring ●
1:3		2	Clip ●
1:4		2	Pin-Retainer ●
2	115-2664	1	Lever-Brake, LH

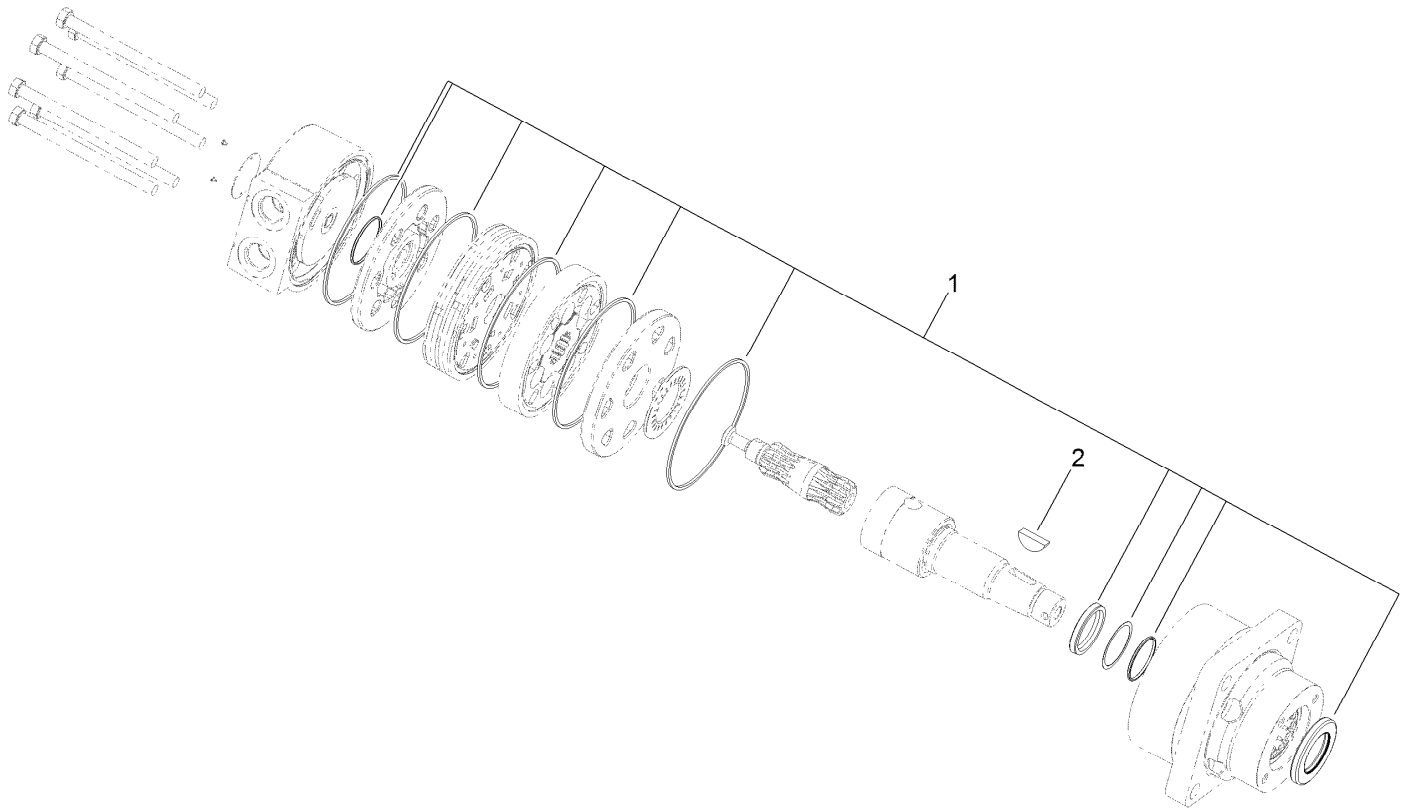
● Not serviced separately





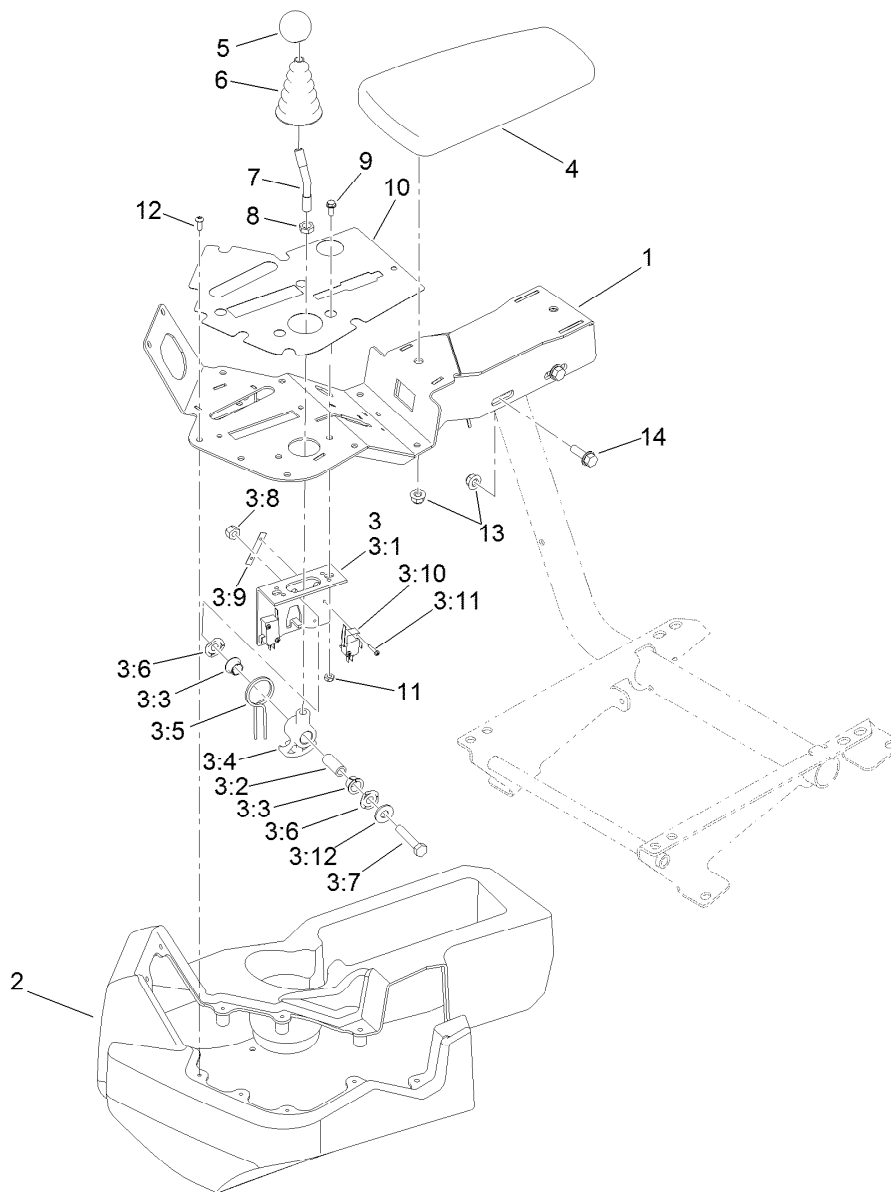
## Right Hand Wheel Motor Assembly No. 117-4302

<i>Ref.</i>	<i>Part Number</i>	<i>Qty.</i>	<i>Description</i>
1	94-8178	1	Seal Kit
2	3257-42	1	Key-Woodruff



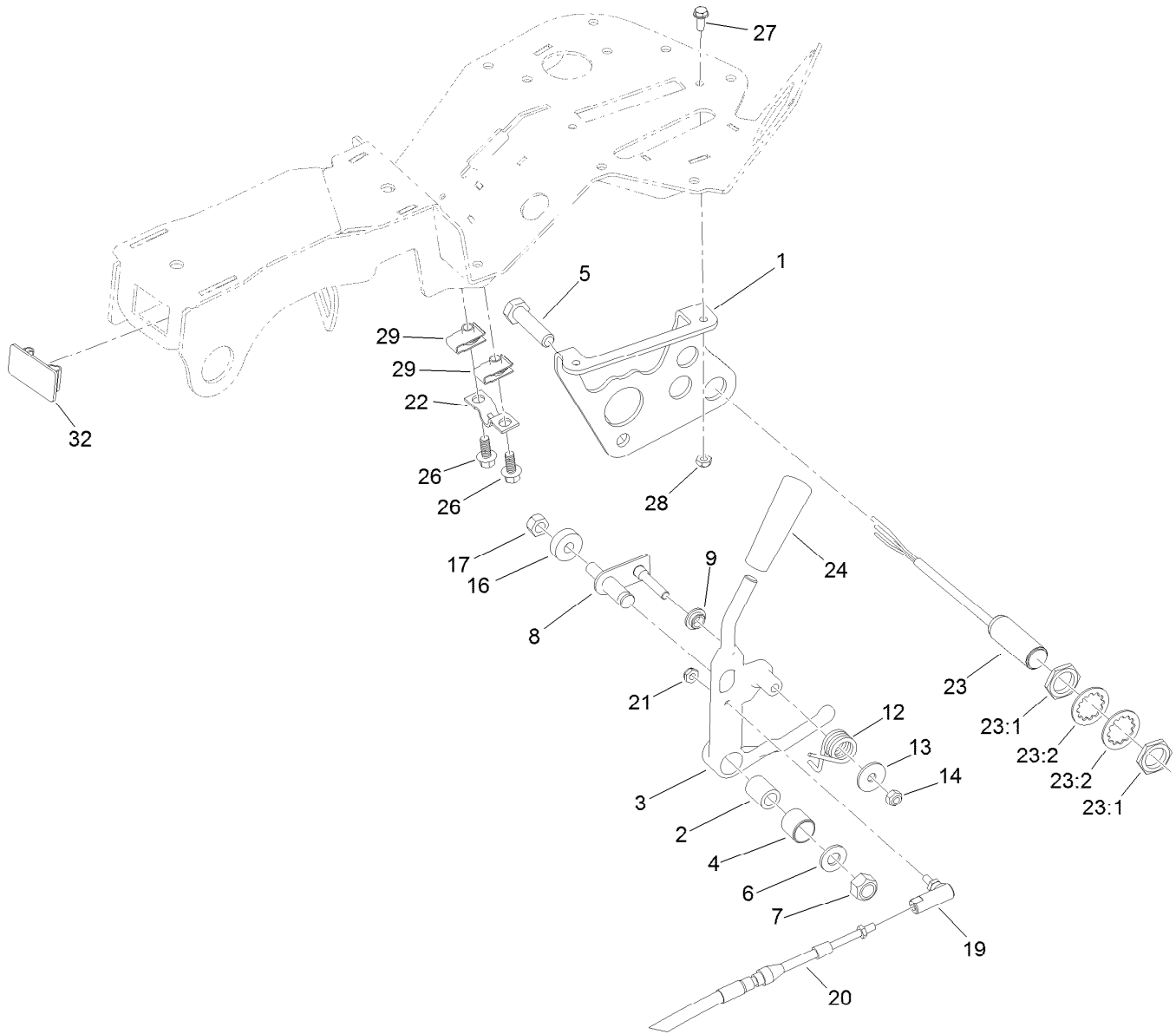
## Left Hand Wheel Motor Assembly No. 117-4303

<i>Ref.</i>	<i>Part Number</i>	<i>Qty.</i>	<i>Description</i>
1	94-8178	1	Seal Kit
2	3257-42	1	Key-Woodruff



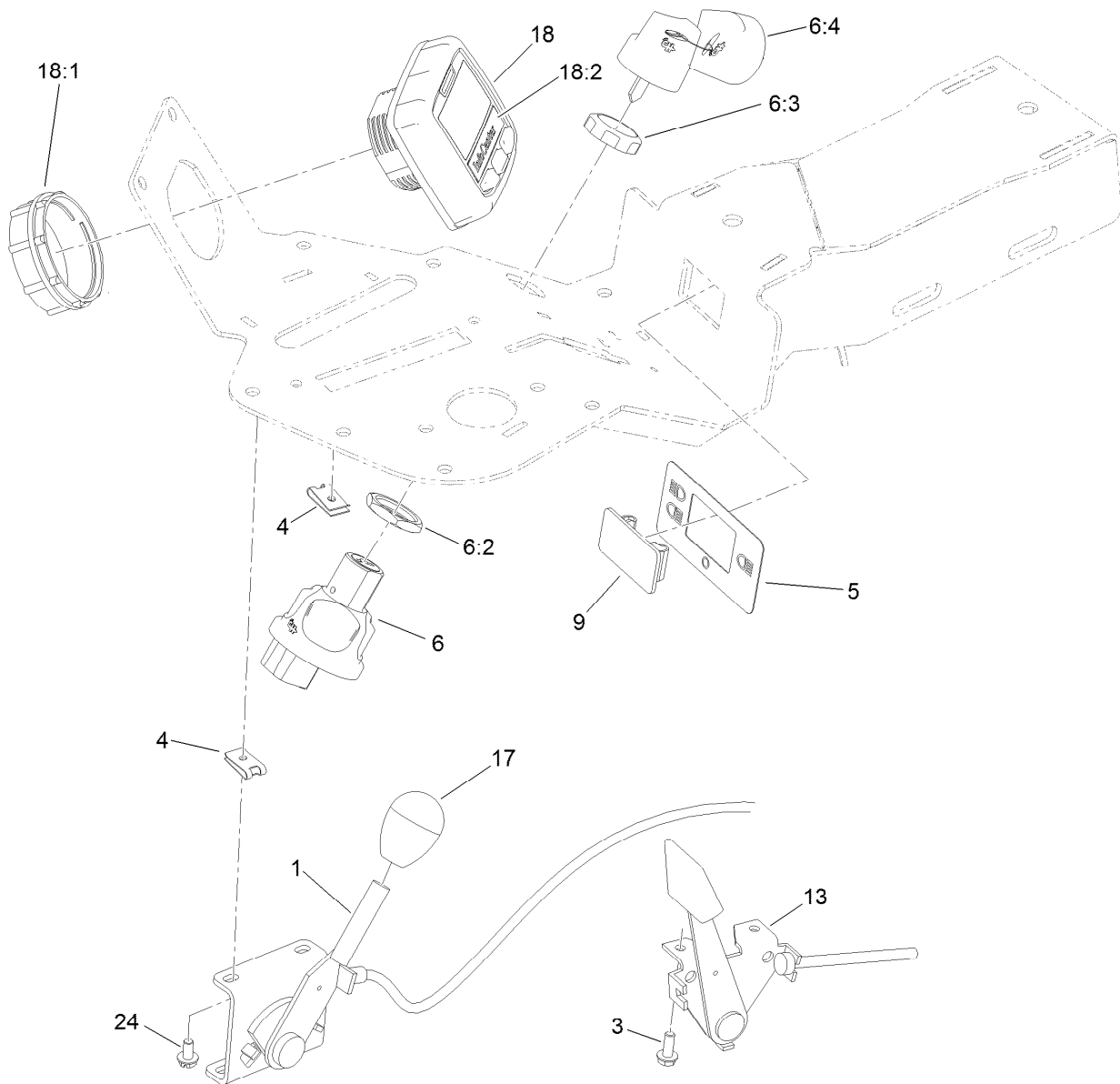
## Console and Reel Control Assembly

Ref.	Part Number	Qty.	Description	Ref.	Part Number	Qty.	Description
1	140-5244-03	1	Console-Info Center	3:11	95-3003	4	Screw-PPHTF
2	132-9955	1	Cover-Console	3:12	3256-3	1	Washer-Flat
3	106-4167	1	Joystick Bracket ASM	4	108-7602	1	Rest-Arm
3:1	115-5357-03	1	Bracket-Joystick	5	120-9752	1	Knob-Round, Yellow
3:2	106-4192	1	Spacer	6	93-5961	1	Boot-Lever
3:3	93-5547	2	Bushing-Nylon	7	121-6681	1	Stem-Joystick
3:4	105-7507	1	Hub-Pivot, Joystick	8	3218-3	1	Nut-Jam
3:5	105-8289	1	Spring-Torsion	9	3290-321	2	Screw-HWH
3:6	106-4193	2	Washer-Finger, Spring	10	139-6493	1	Decal-Console
3:7	322-9	1	Screw-HH	11	3296-12	2	Nut-Lock, NI
3:8	3296-29	1	Nut-Lock, NI	12	115-9830	8	Screw-HSBH
3:9	3290-354	2	Nut-Speed	13	104-8300	4	Nut-HF, NI
3:10	108-6496	2	Switch (W/Boot)	14	3234-29	2	Screw-HHF



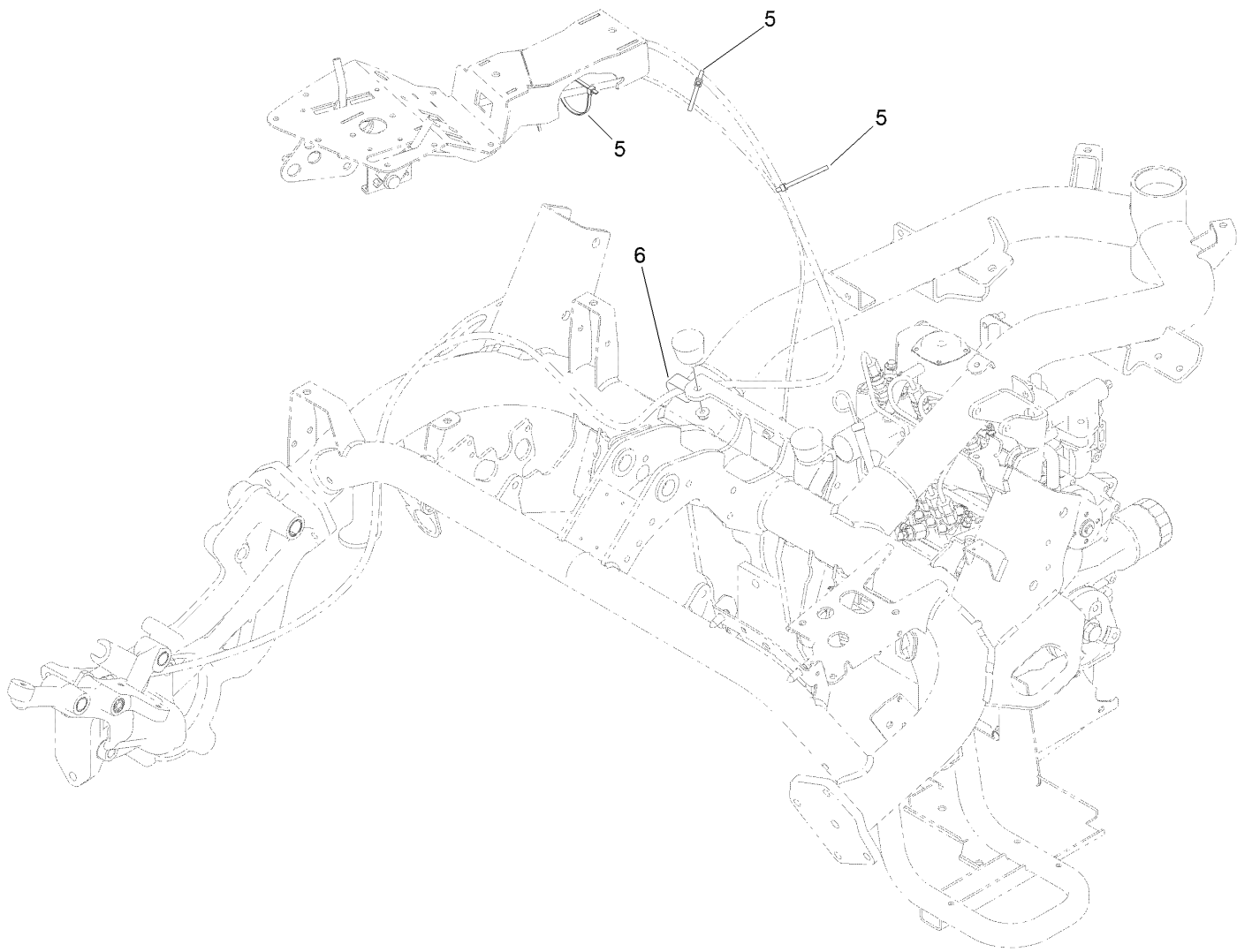
## Traction Interface Control Assembly

<i>Ref.</i>	<i>Part Number</i>	<i>Qty.</i>	<i>Description</i>	<i>Ref.</i>	<i>Part Number</i>	<i>Qty.</i>	<i>Description</i>
1	132-3822-03	1	Bracket	19	2411-38	1	Joint-Ball
2	94-1378	1	Tube-Pivot, Handle	20	132-6991	1	Cable-Lock, Neutral
3	139-2659	1	Handle	21	3296-27	1	Nut-Lock, NI
4	136-8417	1	Bushing	22	93-2279	1	Clamp-Cable
5	33115-040	1	Screw-HH	23	115-5300	2	Proximity Switch ASM
6	3256-24	1	Washer-Plain	23:1	117-3207	2	Nut-Hex
7	33025-00	1	Nut-Lock, NI	23:2	117-3208	2	Washer-Lock, Internal Tooth
8	125-1928	1	Pin	24	233-39	1	Knob-Control
9	94-9619	1	Bushing	26	99-6810	2	Screw-HHF
12	94-9620	1	Spring-Torsion	27	3290-321	2	Screw-HWH
13	3256-67	1	Washer	28	3296-12	2	Nut-Lock, NI
14	33023-00	1	Nut-Lock	29	107069	2	Clip
16	251-259	1	Bearing-Ball	32	99-7420	1	Plug-Hole
17	33024-00	1	Nut-Lock, NI				



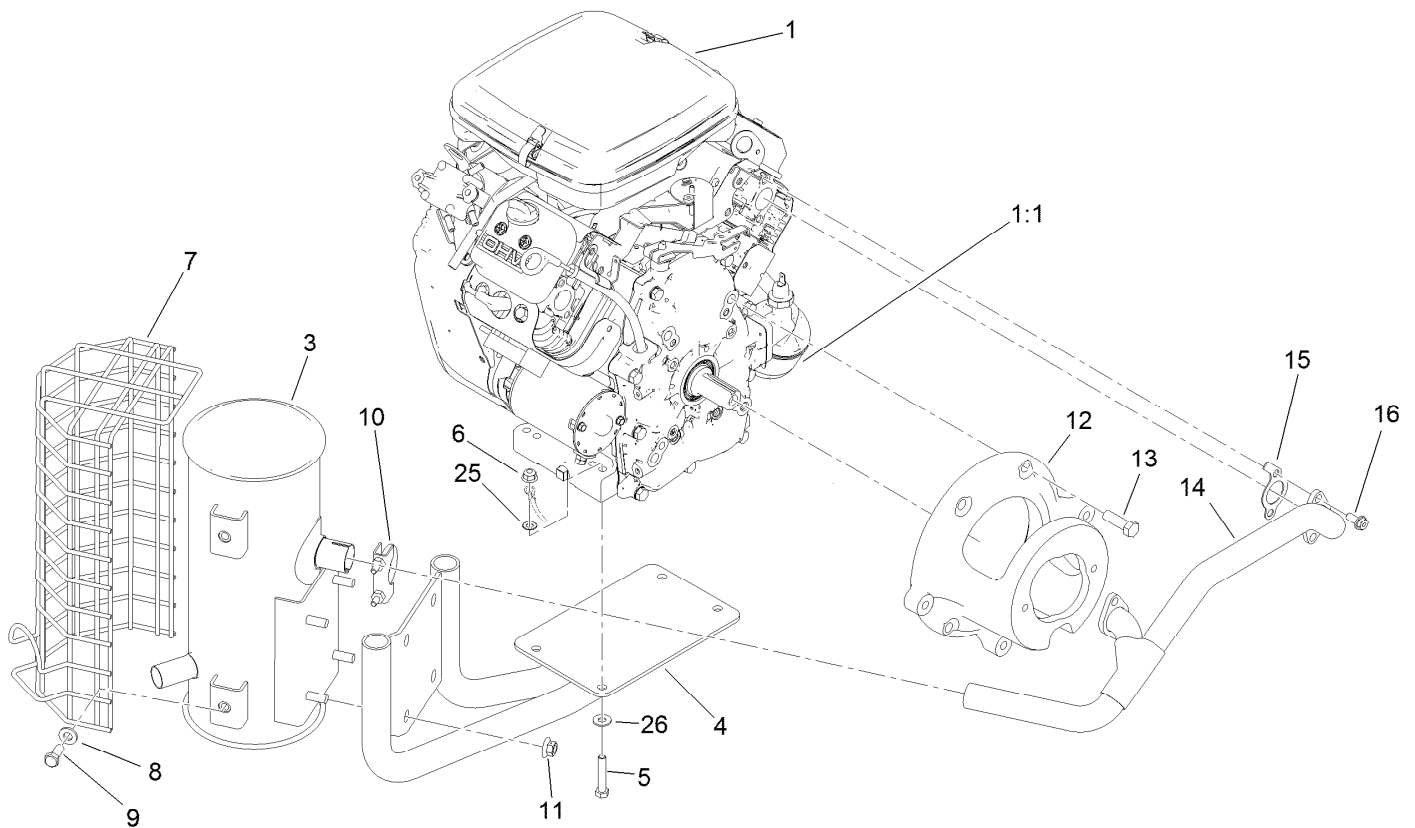
## Ignition, Throttle and Choke Control Assembly

Ref.	Part Number	Qty.	Description
1	119-1652	1	Throttle
3	3290-321	2	Screw-HWH
4	3290-277	4	Nut-Speed
5	131-2046	1	Decal-Light, Console
6	121-5159	1	Switch-Ignition
6:2	121-5160	1	Nut-Hex
6:3	121-5161	1	Nut-Face
6:4	121-5162	1	Set-Key, Ignition
9	99-7420	1	Plug-Hole
13	132-9540	1	Lever-Choke
17	120-9751	1	Knob-Oval, Black
18	120-6310	1	LCD Display ASM
18:1	120-4630	1	Nut-Display
18:2	120-6311	1	Decal-Display
24	3290-144	2	Screw-SHWH



## Console Cable Routing Assembly

<i>Ref.</i>	<i>Part Number</i>	<i>Qty.</i>	<i>Description</i>
5	3290-379	4	Tie-Cable
6	120-1959	1	Clamp

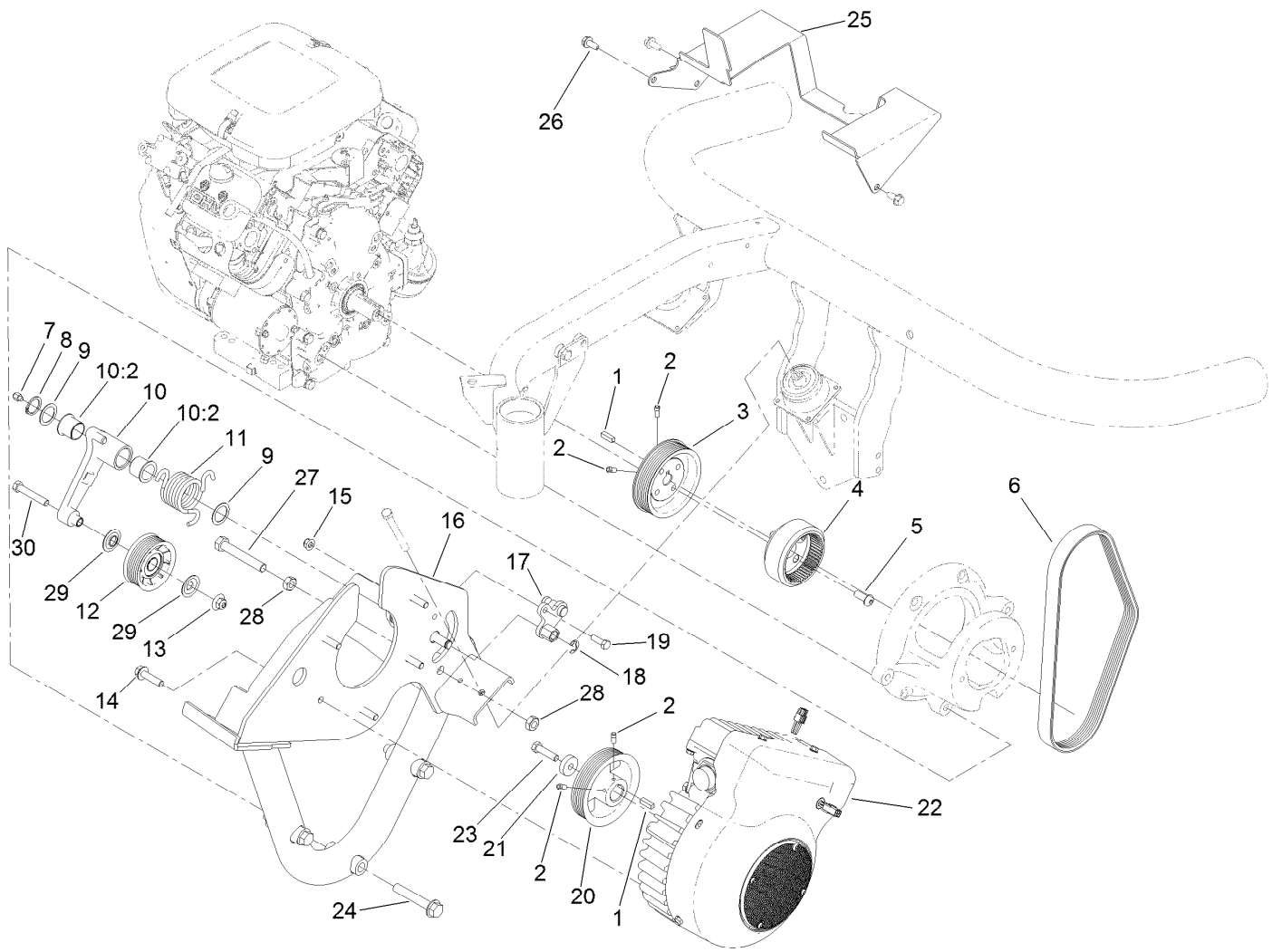


## Engine and Exhaust Assembly

Ref.	Part Number	Qty.	Description	Ref.	Part Number	Qty.	Description
1	139-6522	1	Engine-Briggs Stratton,Vanguard ■	9	323-5	4	Screw-HH
1:1	107-7817	1	Filter-Oil, Engine	10	2112-11	1	Clamp-Muffler
1:2	147-3139	1	Filter-Air ●	11	32128-19	4	Nut-HF Lock, Large Flg
3	110-4001	1	Muffler	12	117-4363-0P	1	Mount-Pump (Machining)
4	117-4364-03	1	Mount-Muffler	13	324-32	4	Screw-HH
5	322-10	4	Screw-HH	14	117-4379	1	Manifold-Exhaust
6	104-8300	4	Nut-HF, NI	15	115-8154	2	Gasket-Manifold, Exhaust
7	112-0291	1	Shield-Muffler	16	94-5300	4	Screw-HHF
8	100-4852	4	Washer-Hardened	25	3255-8	1	Washer-Lock
				26	87-8640	4	Washer-Flat

● Not illustrated

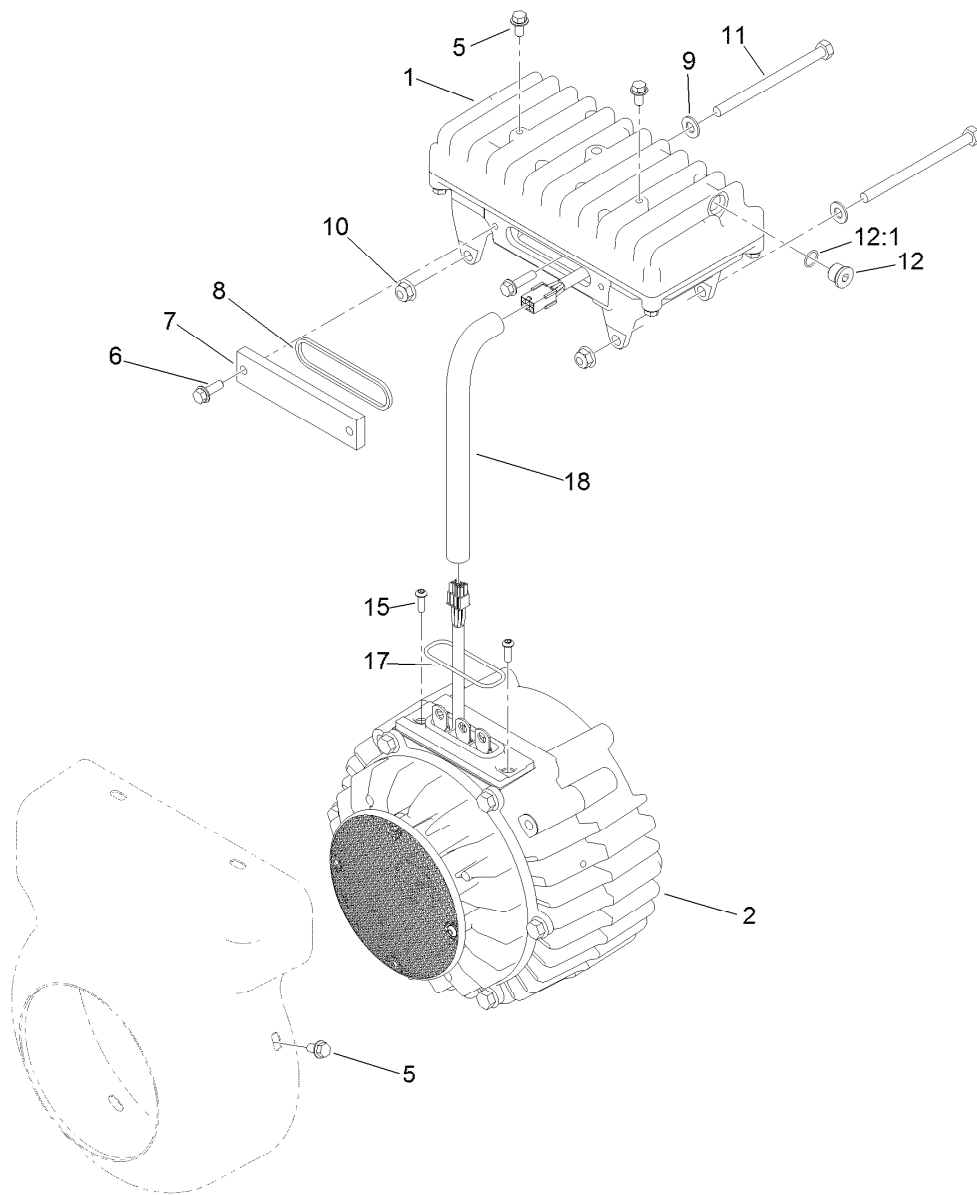
■ Obtain parts from [www.briggsandstratton.com](http://www.briggsandstratton.com)



## Generator and Engine Frame Assembly

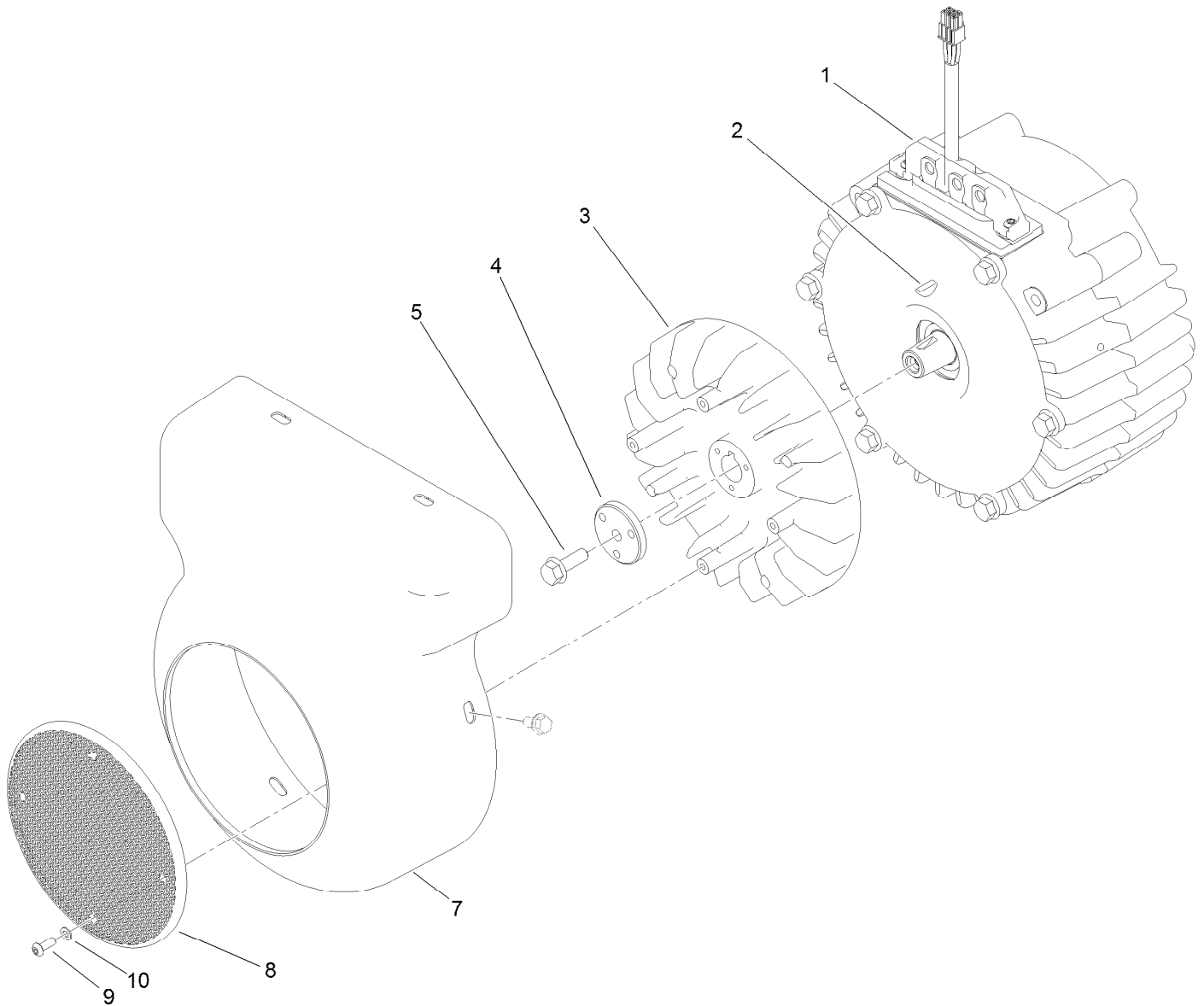
Ref.	Part Number	Qty.	Description	Ref.	Part Number	Qty.	Description
1	10-7070	2	Key-Square	16	117-4423-03	1	Frame-Engine
2	3241-7	4	Screw-SQH	17	117-9289	1	Adjuster-Spring
3	117-4449	1	Pulley-Engine	18	32120-47	1	Ring-Retaining, External
4	119-4484	1	Coupling	19	322-5	1	Screw-HH
5	119-8195	4	Screw-HSBH	20	115-9806	1	Pulley-Generator
6	117-4406	1	Belt-V	21	138-8594	1	Spacer
7	302-11	1	Fitting-Lube, 45 DEG	22	127-2580	1	Generator/Controller ASM
8	32151-36	1	Ring-Retaining	23	3211-6	1	Screw-HH
9	74-1810	2	Washer	24	3234-40	3	Screw-HF
10	117-9292	1	Idler Bracket ASM	25	115-8197-03	1	Shield-Belt
10:2	126-1963	2	Bushing-Pivot	26	32104-32	1	Screw-HWH
11	117-9282	1	Spring-Torsion	27	325-13	1	Screw-HH
12	120-5766	1	Pulley	28	3218-5	2	Nut-Jam
13	109-6658	1	Nut-Flange, NI	29	120-5757	2	Washer-Flange
14	114-4681	5	Screw-HHF	30	323-11	1	Screw-HH
15	104-8300	1	Nut-HF, NI				





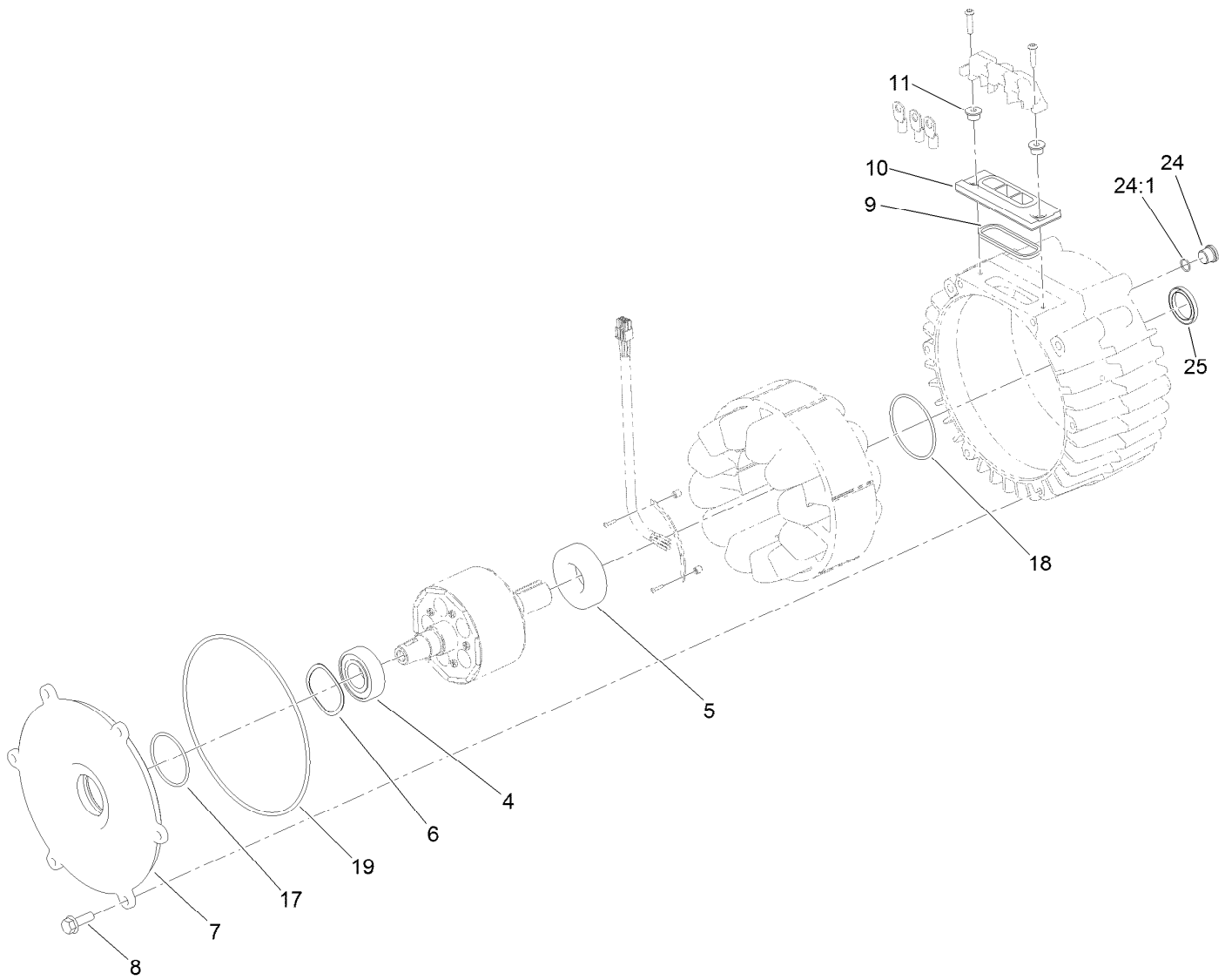
## Generator/Controller Assembly No. 127-2580

<i>Ref.</i>	<i>Part Number</i>	<i>Qty.</i>	<i>Description</i>
1	117-8181	1	Controller ASM
2	127-2579	1	Generator ASM
5	119-1065	6	Screw-HWH
6	119-1138	2	Screw-HHF
7	120-4511	1	Cover-Access
8	120-4513	1	Gasket-Cover, Access
9	3256-23	2	Washer-Plain
10	104-8300	2	Nut-HF, NI
11	322-38	2	Screw-HH
12	353-989	1	Plug-Hex, Hollow
12:1	237-42	1	O-Ring
15	119-7568	2	Screw-HSBH
17	117-8176	1	O-Ring
18	127-2747	1	Sleeve-Harness, Expandable



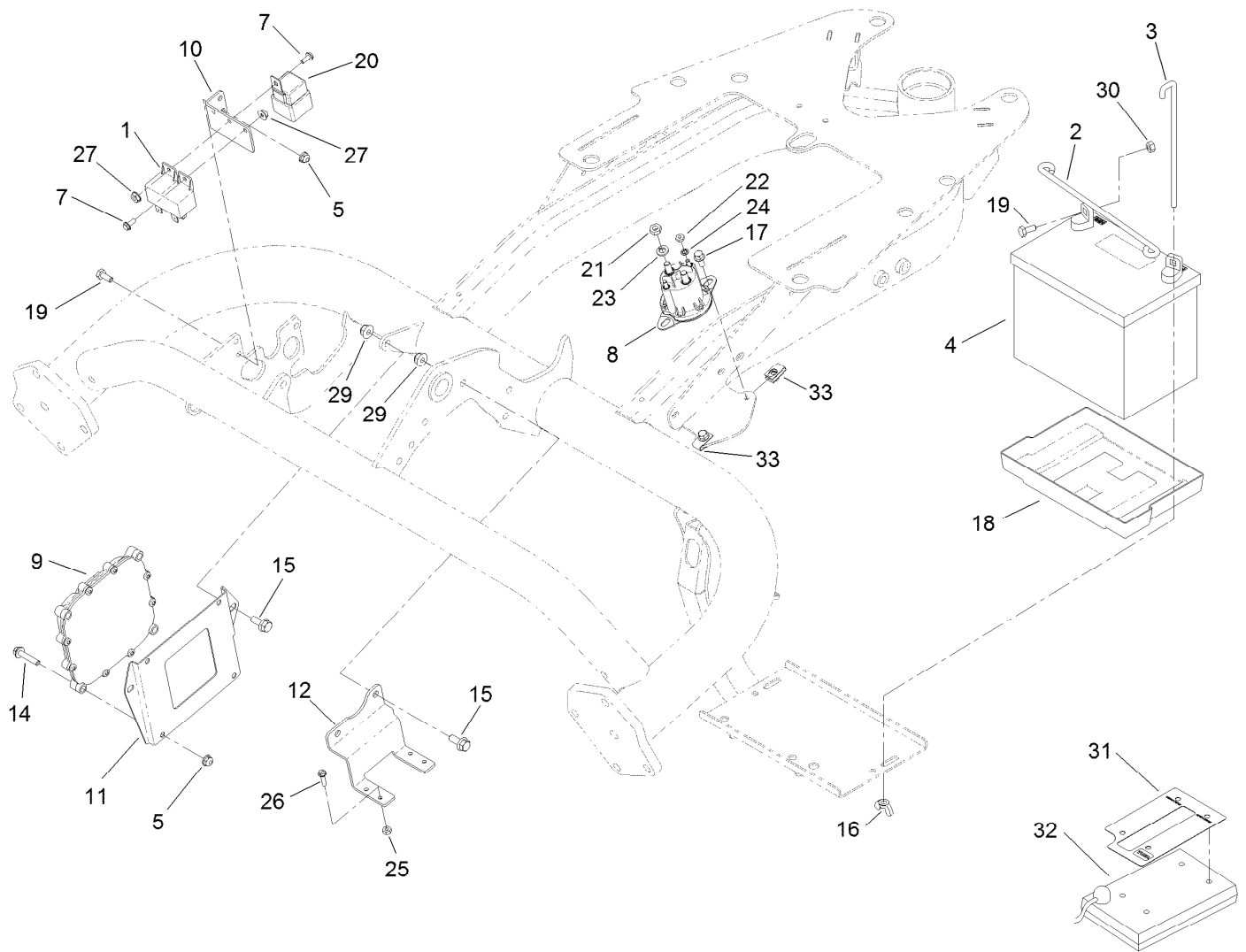
## Generator Assembly No. 127-2579

<i>Ref.</i>	<i>Part Number</i>	<i>Qty.</i>	<i>Description</i>
1	127-2578	1	Generator Service ASM
2	112-5193	1	Key-Woodruff
3	117-8184	1	Fan-Generator
4	112-9604	1	Collar
5	33104-025	1	Screw-HHF
7	121-7082	1	Cover-Generator
8	120-4582	1	Screen-Fan
9	120-4564	4	Screw-BHCS
10	120-4563	4	Washer-Flat



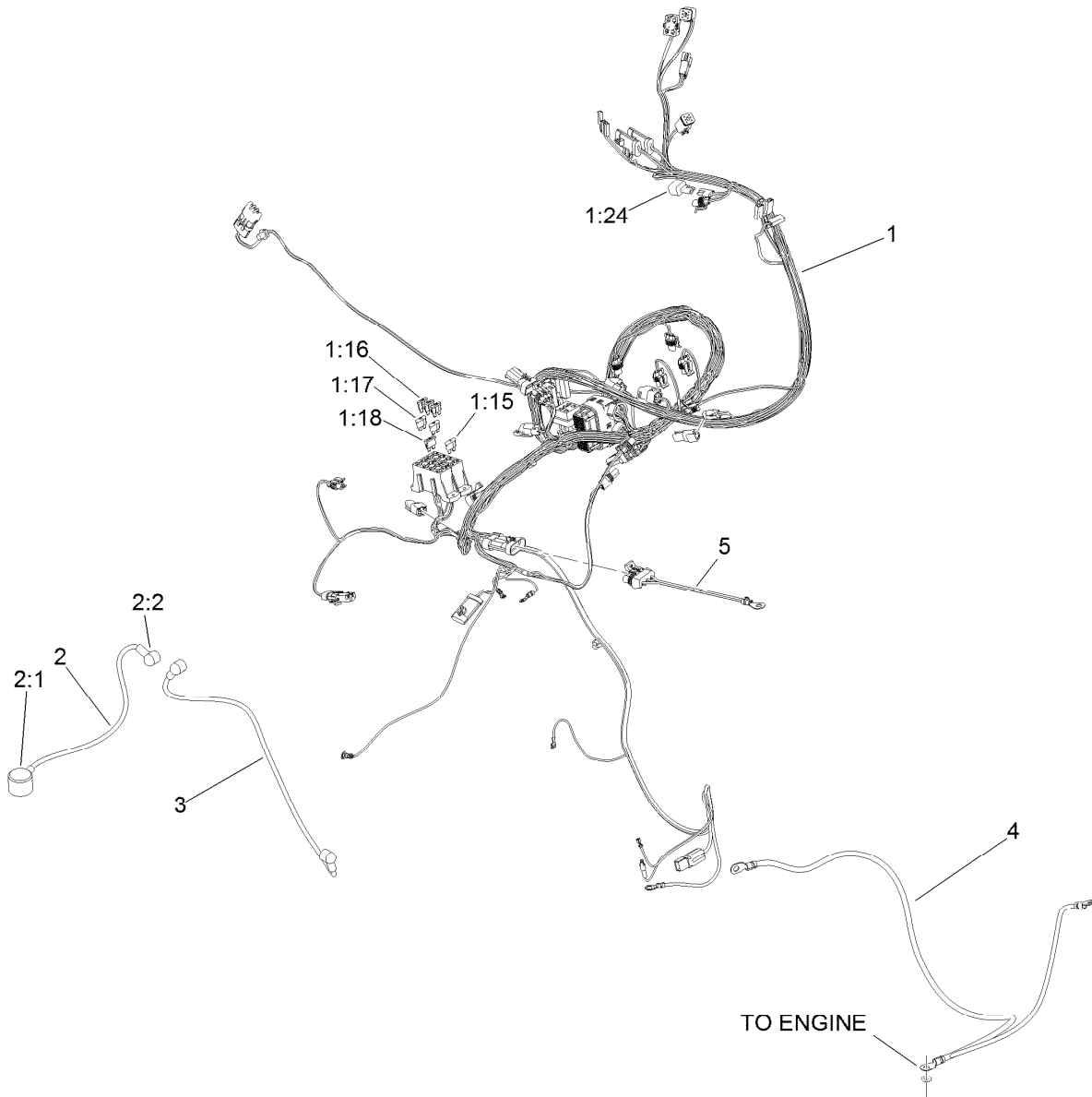
## Generator Service Assembly No. 127-2578

<i>Ref.</i>	<i>Part Number</i>	<i>Qty.</i>	<i>Description</i>
4	120-4621	1	Bearing
5	120-4622	1	Bearing
6	117-8148	1	Washer-Wave
7	117-4514	1	Cover-Generator
8	33104-025	6	Screw-HHF
9	120-4518	1	Gasket-Isolator
10	112-5155	1	Isolator-Thermal
11	117-4501	2	Spacer-Shoulder
17	107-3244	1	O-Ring
18	117-8177	1	O-Ring
19	112-5199	1	O-Ring
24	353-989	1	Plug-Hex, Hollow
24:1	237-42	1	O-Ring
25	125-1509	1	Seal



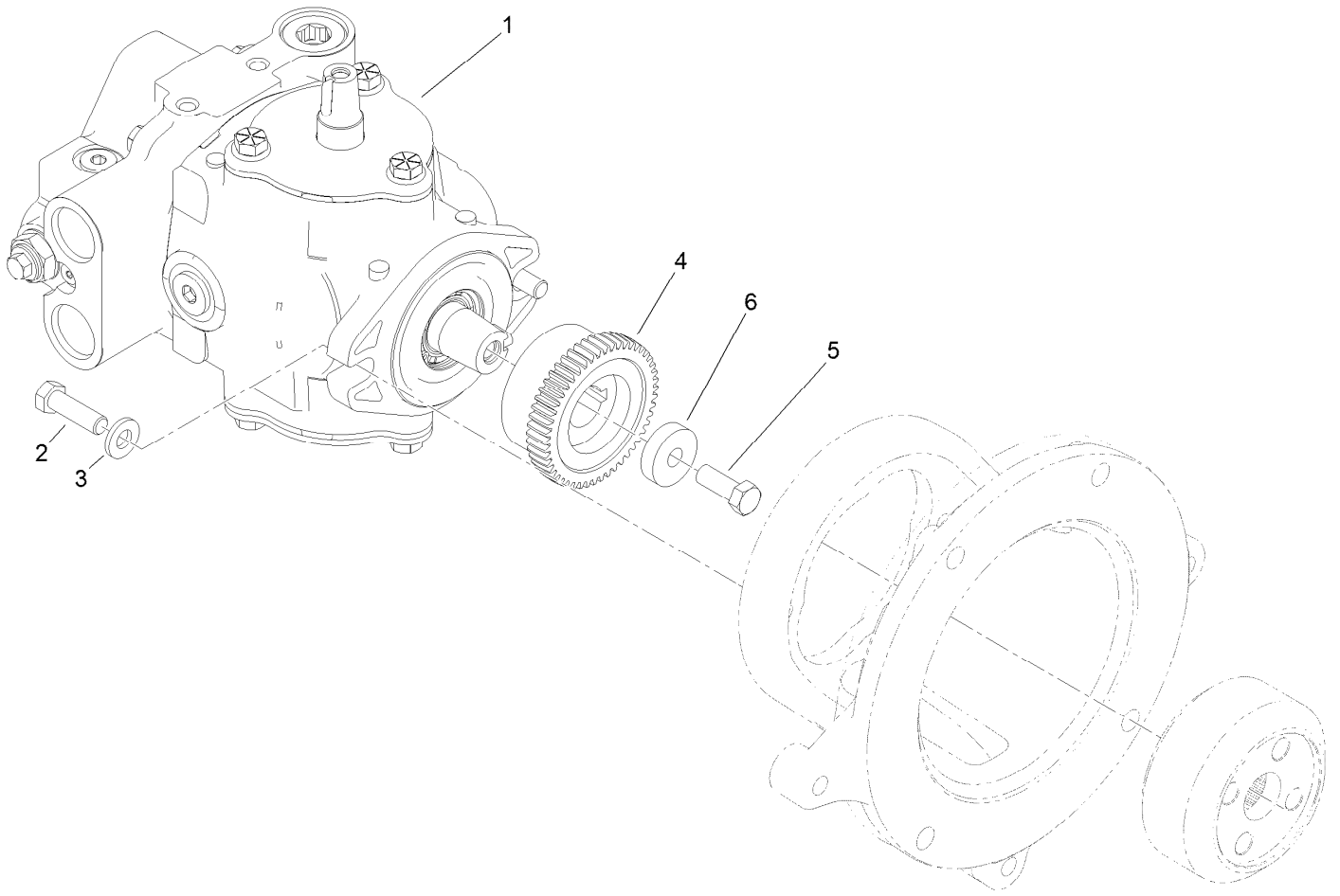
## Battery Assembly

Ref.	Part Number	Qty.	Description	Ref.	Part Number	Qty.	Description
1	99-7435	2	Relay	18	106948	1	Tray-Battery
2	100-6434	1	Rod-Hold Down, Battery	19	321-3	2	Screw-HH
3	100-6435	2	Post-Battery	20	99-7430	1	Relay-Mini
4	99-7421	1	Battery - Wet (300 CCA, 12 V)	21	3220-2	2	Nut-Jam
5	104-7201	6	Nut-HF, NI	22	3219-14	2	Nut-Hex
7	112-6349	2	Screw-HWH	23	3253-4	2	Washer-Lock
8	114-3315	1	Solenoid	24	3254-1	2	Washer-Lock, Int
9	115-1900	1	Controller	25	3296-2	4	Nut-Lock, NI
10	119-2097-01	1	Bracket-Relay	26	32105-13	4	Screw-HWH
11	119-2099-01	1	Plate-Mounting, Controller	27	32149-8	2	Nut-Keps
12	119-2119-01	1	Bracket-Block, Fuse	29	104-8300	4	Nut-HF, NI
14	3234-21	4	Screw-HHF	30	3217-5	2	Nut-Hex
15	3234-47	4	Screw-HHF	31	115-8227	1	Decal-Controller
16	32103-22	2	Nut-Wing	32	85-4750	1	Box-Display, Diagnostic
17	3234-33	2	Screw-HHF	33	107069	2	Clip



## Wire Harness Assembly

<i>Ref.</i>	<i>Part Number</i>	<i>Qty.</i>	<i>Description</i>
1	122-1736	1	Harness-Wire, Triflex Gas
1:15	94-6710	1	Fuse-2 Amp
1:16	114241	3	Fuse-Blade, 7.5 Amp
1:17	218-578	2	Fuse-Blade, 10 Amp
1:18	109355	1	Fuse-Blade, 15 Amp
1:24	104-4022	1	Resistor-75 Ohm
2	109-7653	1	Positive Battery Cable ASM
2:1	109-2407	1	Insulator-Battery
2:2	1-543393	1	Insulator-Solenoid
3	119-1781	1	Cable-Battery, Positive
4	114-9748	1	Cable-Battery, Negative
5	99-3441	1	Harness-Wire, Fusible Link



## Pump Coupling Assembly

<i>Ref.</i>	<i>Part Number</i>	<i>Qty.</i>	<i>Description</i>
1	121-9558	1	HYD Pump ASM
2	323-7	2	Screw-HH
3	100-4852	2	Washer-Hardened
4	119-4418	1	Coupling
5	3211-4	1	Screw-HH
6	138-8594	1	Spacer

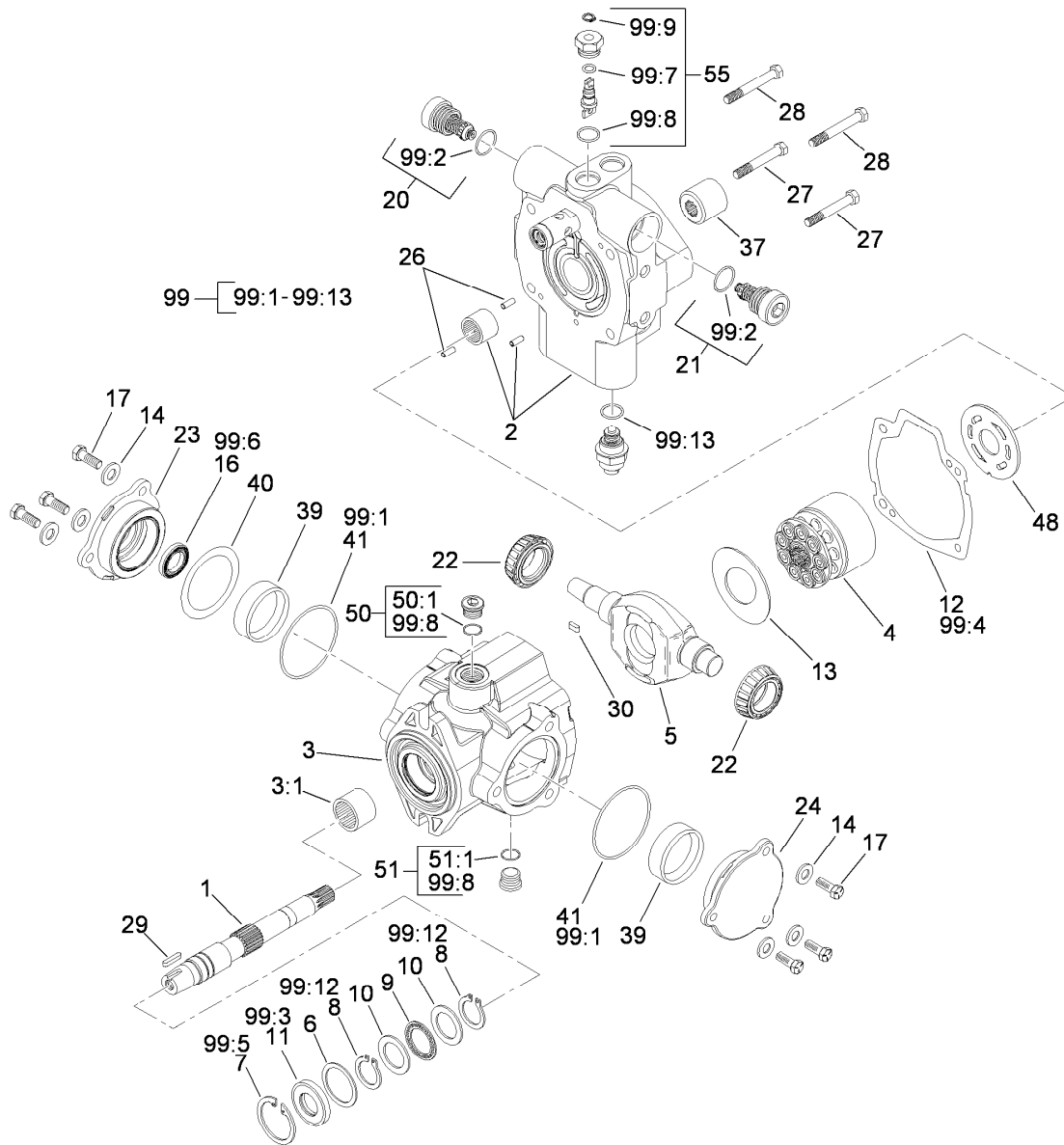


## Hydraulic Pump Assembly No. 121-9558

Ref.	Part Number	Qty.	Description	Ref.	Part Number	Qty.	Description
1	119-7148	1	Shaft-Drive, Tapered	21	120-1989	1	Relief Valve ASM
2	121-9574	1	Endcover ASM	22	98-4639	2	Bearing-Cone
3	100-3176	1	Housing ASM	23	98-4645	1	Plate-Cover
3:1	94-6363	1	Bearing	24	98-4644	1	Plate-Cover
4	76-6070	1	Rotating Kit	26	76-6150	2	Pin-Dowel
5	104-4888	1	Swashplate	27	76-6160	2	Capscrew
6	33-3720	1	Washer	28	76-6170	2	Capscrew
7	32151-13	1	Ring-Retaining	29	120-5751	1	Key
8	32151-29	2	Ring-Retaining	30	94-3646	1	Key
9	252-66	1	Bearing-Thrust	37	74-9040	1	Coupler
10	252-71	2	Washer-Thrust	39	104-4046	2	Bearing-Cup
11	104-4861	1	Seal-Shaft	40	100-3182	1	Shim Kit
12	33-4930	1	Gasket-Housing	41	100-3179	2	O-Ring
13	98-4635	1	Insert-Plate, Cam	48	100-3180	1	Plate-Valve
14	105-9762	6	Washer	50	74-9280	1	Plug ASM
16	76-6190	1	Seal-Shaft	50:1		1	O-Ring ■
17	98-4640	6	Screw-Cap	51	74-9280	1	Plug ASM
20	120-1989	1	Relief Valve ASM	51:1		1	O-Ring ■

● Not illustrated

■ Not serviced separately



## Hydraulic Pump Assembly No. 121-9558 (continued)

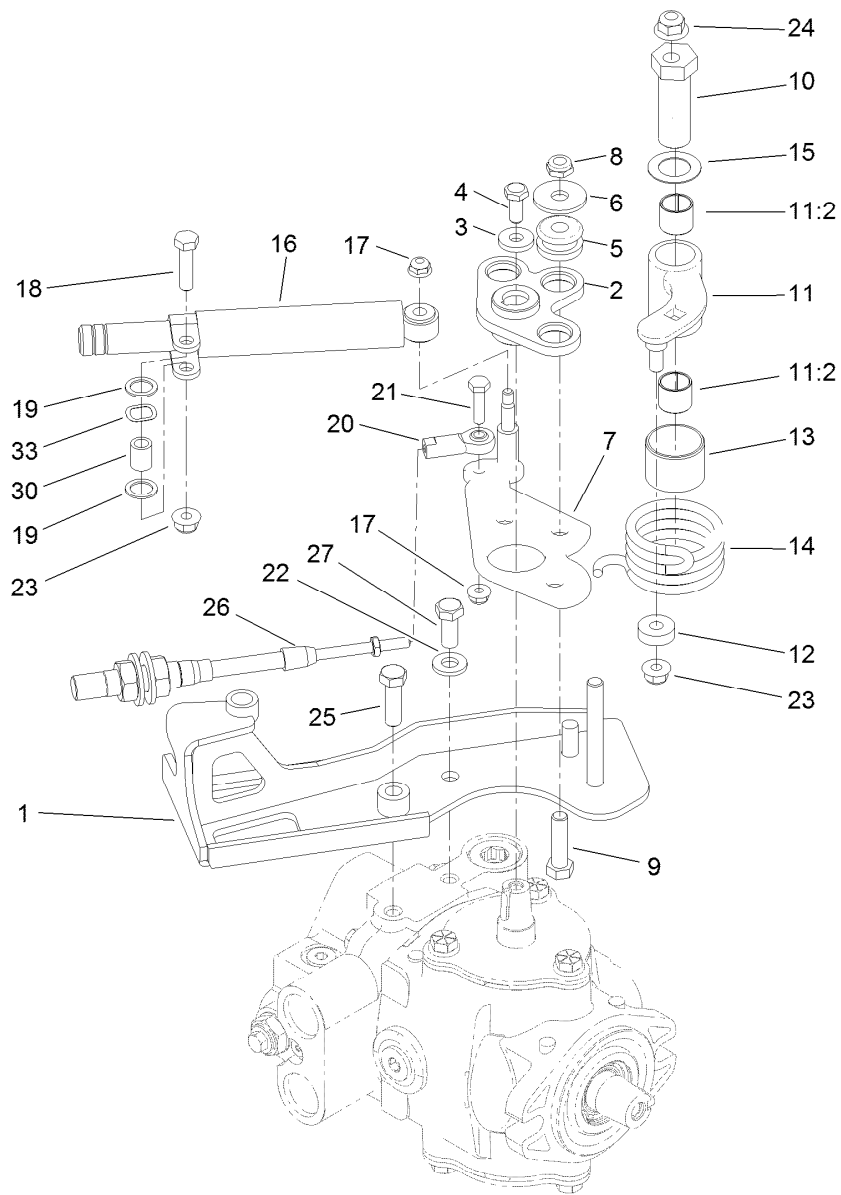
Ref.	Part Number	Qty.	Description
55	105-3811	1	Valve-Bypass
99	120-5754	1	Seal Kit
99:1		2	O-Ring ■
99:2		2	O-Ring ■
99:3		1	Seal-Shaft ■
99:4		1	Gasket ■
99:5		1	Ring-Retaining ■
99:6		1	Seal-Shaft ■

Ref.	Part Number	Qty.	Description
99:7		1	O-Ring ■
99:8		5	O-Ring ■
99:9		1	Ring-Retaining ■
99:10		1	O-Ring ●■
99:11		1	O Ring-Molded ●■
99:12		2	Ring-Retaining ■
99:13		1	O-Ring ●■

● Not illustrated

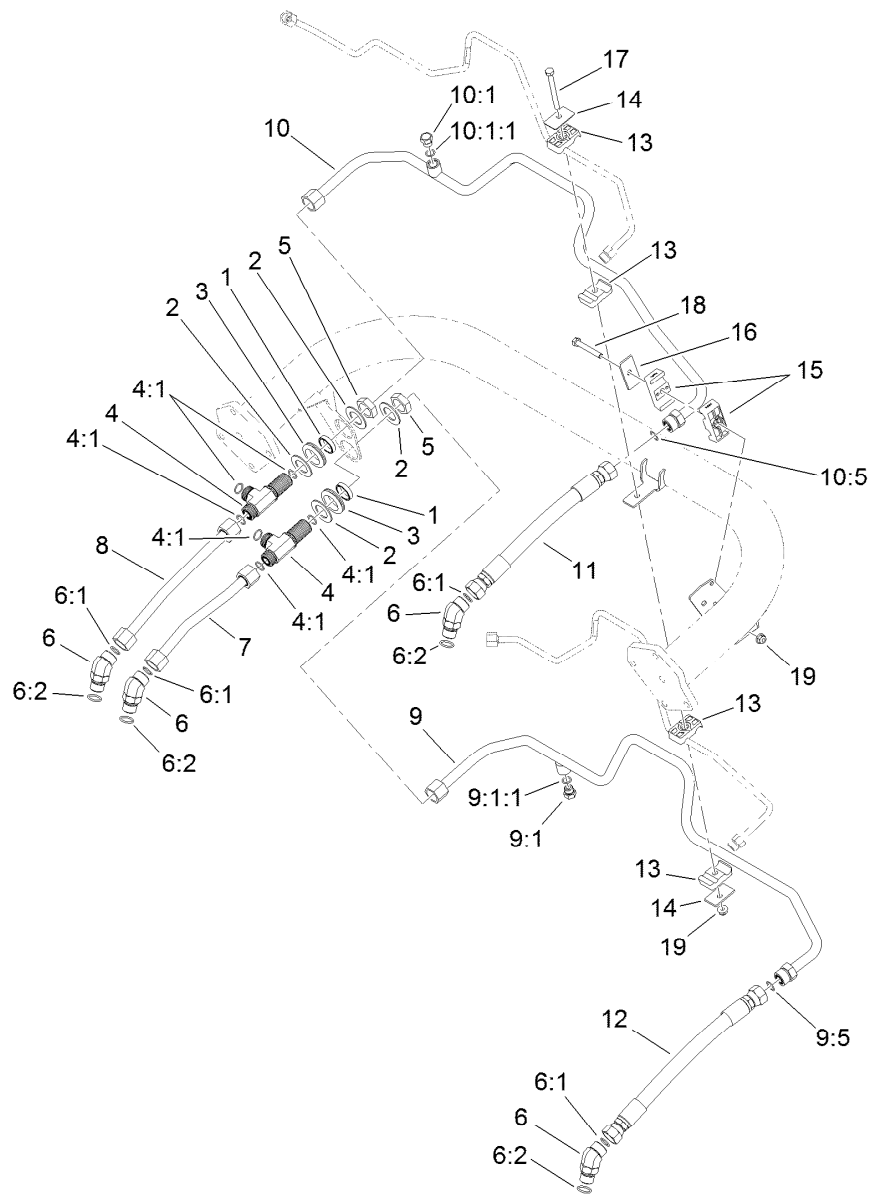
■ Not serviced separately





## Neutral Centering Assembly

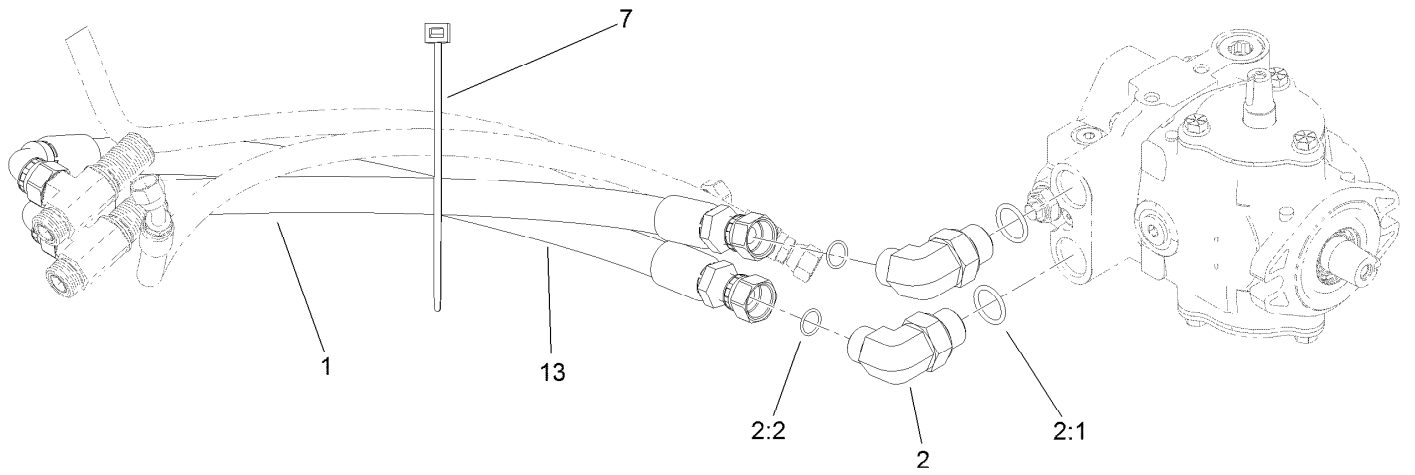
<i>Ref.</i>	<i>Part Number</i>	<i>Qty.</i>	<i>Description</i>	<i>Ref.</i>	<i>Part Number</i>	<i>Qty.</i>	<i>Description</i>
1	120-2017	1	Support-Cable	15	119-8199	1	Washer-Nylon
2	132-9582	1	Plate	16	76-8870	1	Damper-Lever
3	88-7200	1	Washer-Flat	17	104-7201	2	Nut-HF, NI
4	3235-6	1	Screw-HH	18	322-6	1	Screw-HH
5	63-9750	3	Mount	19	94-8196	2	Washer-Nylon
6	93-8806	3	Washer-Hardened	20	2411-41	1	Rod End-Ball Joint
7	125-2091	1	Lever-Pump	21	321-6	1	Screw-HH
8	3296-59	3	Nut-Lock, NI	22	100-4852	1	Washer-Hardened
9	323-29	3	Screw-HH	23	104-8300	2	Nut-HF, NI
10	117-9046	1	Stud-Eccentric	24	104-8301	1	Nut-HF, NI
11	117-9053	1	Neutral Arm ASM	25	323-7	1	Screw-HH
11:2	94-9609	2	Bushing-Straight	26	119-1735	1	Cable-Control, Traction
12	251-259	1	Bearing-Ball	27	323-5	1	Screw-HH
13	136-8418	1	Bushing	30	94-8197	1	Tube-Pivot
14	117-9047	1	Spring-Torsion	33	108473	1	Washer-Wave



## Traction Drive Hydraulic Line Assembly

Ref.	Part Number	Qty.	Description
1	125-1984	2	Spacer
2	69-9010	4	Washer
3	240-3	2	Grommet-Rubber
4	94-5350	2	Fitting-Tee
4:1	237-65	3	O-Ring
5	340-74	2	Nut-Lock, Bulkhead
6	340-14	4	Fitting-HYD, 45 DEG
6:1	237-65	1	O-Ring
6:2	237-80	1	O-Ring
7	119-2057	1	Tube-HYD
8	119-2058	1	Tube-HYD
9	119-2063	1	Tube-HYD
9:1	353-508	1	Plug-HH
9:1:1	237-42	1	O-Ring

Ref.	Part Number	Qty.	Description
9:5	237-65	1	O-Ring
10	119-2064	1	HYD Tube ASM
10:1	353-508	1	Plug-HH
10:1:1	237-42	1	O-Ring
10:5	237-65	1	O-Ring
11	115-9484	1	Hose-HYD
12	115-9485	1	Hose-HYD
13	56-7970	4	Clamp-Tube
14	69-9760	2	Plate-Cover
15	138-5045	2	Clamp-Tube
16	69-9761	1	Plate-Cover
17	322-20	1	Screw-HH
18	322-12	1	Screw-HH
19	104-8300	2	Nut-HF, NI



## Traction Drive Hose Routing Assembly

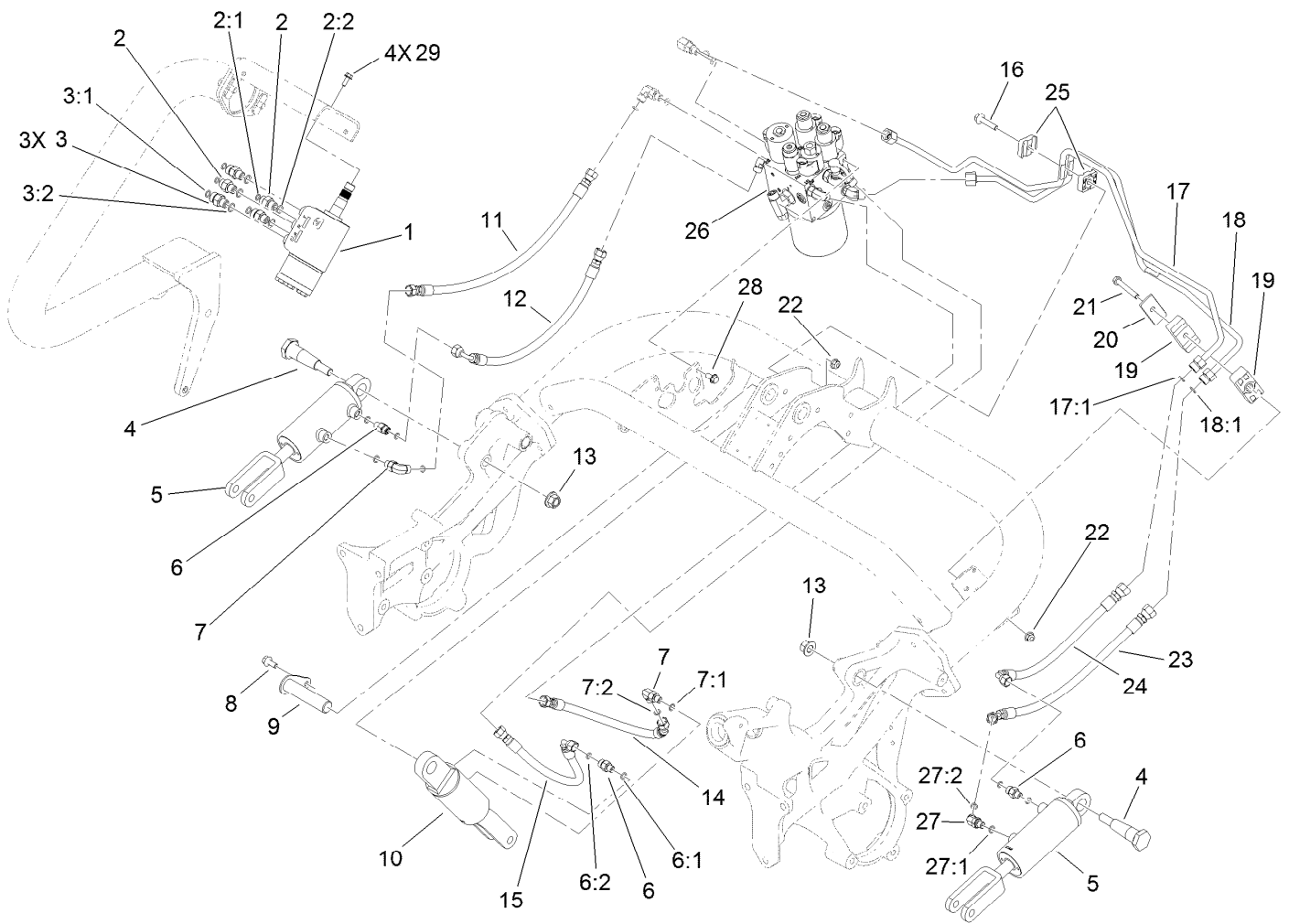
<i>Ref.</i>	<i>Part Number</i>	<i>Qty.</i>	<i>Description</i>
1	119-2060	1	Hose-HYD
2	340-139	2	Fitting-Elbow 90
2:1	237-81	1	O-Ring
2:2	237-65	1	O-Ring
7	3290-378	1	Tie-Cable
13	120-1988	1	Hose-HYD



## Lift Circuit Assembly

Ref.	Part Number	Qty.	Description	Ref.	Part Number	Qty.	Description
1	114-4672	1	Steering Valve ASM	10	119-8128	1	No. 1 HYD Cylinder ASM
2	340-1	2	Fitting-Straight	11	119-2052	1	Hose-HYD
2:1	237-21	1	O-Ring	12	119-2053	1	Hose-HYD
2:2	237-42	1	O-Ring	13	99-5107	2	Nut-Lock
3	340-2	3	Fitting-Straight	14	119-2051	1	Hose-HYD
3:1	237-22	1	O-Ring	15	119-2050	1	Hose-HYD
3:2	237-42	1	O-Ring	16	115-1794	1	Screw-HHF
4	112-5709	2	Pin-Tapered	17	119-8126	1	HYD Tube ASM
5	119-8129	2	No. 2 And 3 HYD Cylinder ASM	17:1	237-22	1	O-Ring
6	340-92	3	Fitting-Straight	18	119-8127	1	HYD Tube ASM
6:1	237-78	1	O-Ring	18:1	237-22	1	O-Ring
6:2	237-21	1	O-Ring	19	120-3200	2	Clamp-Tube
7	340-132	2	Fitting-Elbow, 90 DEG	20	69-9761	1	Plate-Cover
7:1	237-78	1	O-Ring	21	322-12	1	Screw-HH
7:2	237-21	1	O-Ring	22	104-8300	3	Nut-HF, NI
8	3234-47	1	Screw-HHF	23	119-2066	1	Hose-HYD
9	119-8104	1	Pin	24	119-2065	1	Hose-HYD
				25	56-7973	2	Clamp-Tube

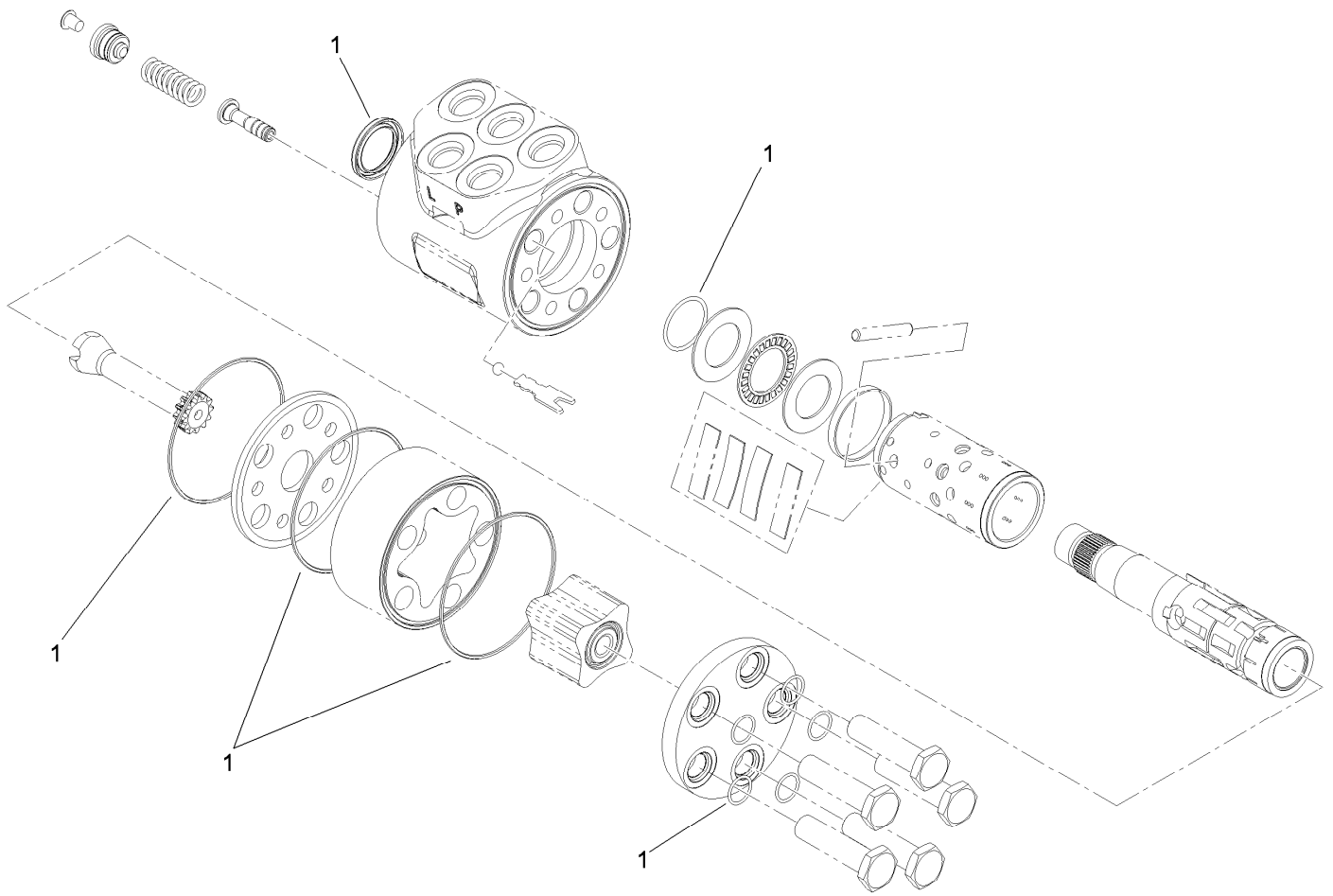
● Not serviced separately



## Lift Circuit Assembly (continued)

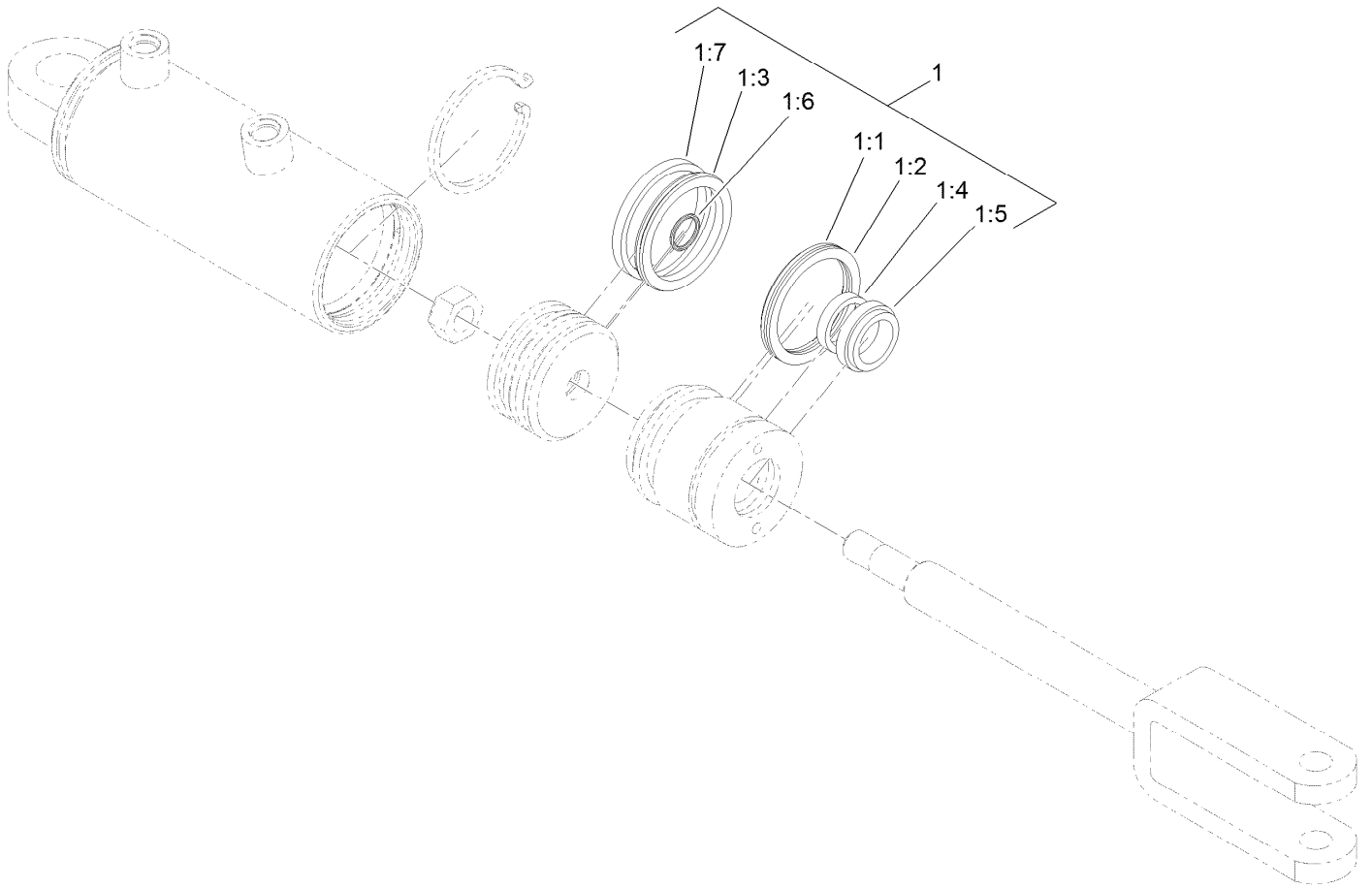
Ref.	Part Number	Qty.	Description	Ref.	Part Number	Qty.	Description
26		1	Hydraulic Lift Manifold ASM	27:2	237-21	1	O-Ring
27	340-103	1	Fitting-HYD, 45 DEG	28	3234-7	2	Screw-HHF
27:1	237-78	1	O-Ring	29	33103-016	4	Screw-HHF

● Not serviced separately



## Steering Valve Assembly No. 114-4672

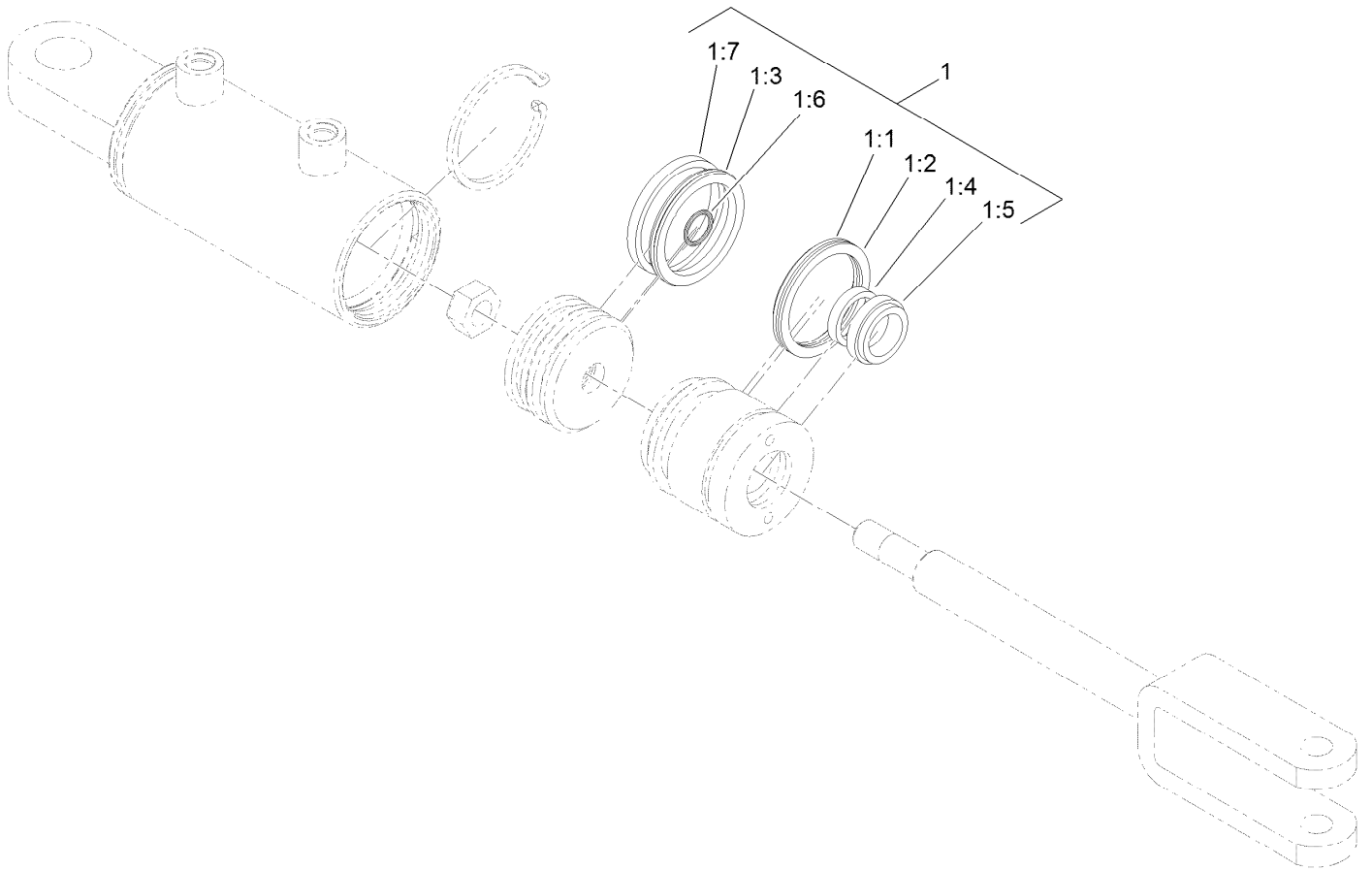
<i>Ref.</i>	<i>Part Number</i>	<i>Qty.</i>	<i>Description</i>
1	106-6716	1	Seal Kit



## Hydraulic Cylinder Assembly No. 119-8129

<i>Ref.</i>	<i>Part Number</i>	<i>Qty.</i>	<i>Description</i>
1	115-3410	1	Seal Kit
1:1		1	O-Ring ●
1:2		1	Backup ●
1:3		1	Bp Seal ●
1:4		1	Bs Seal ●
1:5		1	Seal-Dust ●
1:6		1	O-Ring ●
1:7		1	Ring-Wear ●

● Not serviced separately

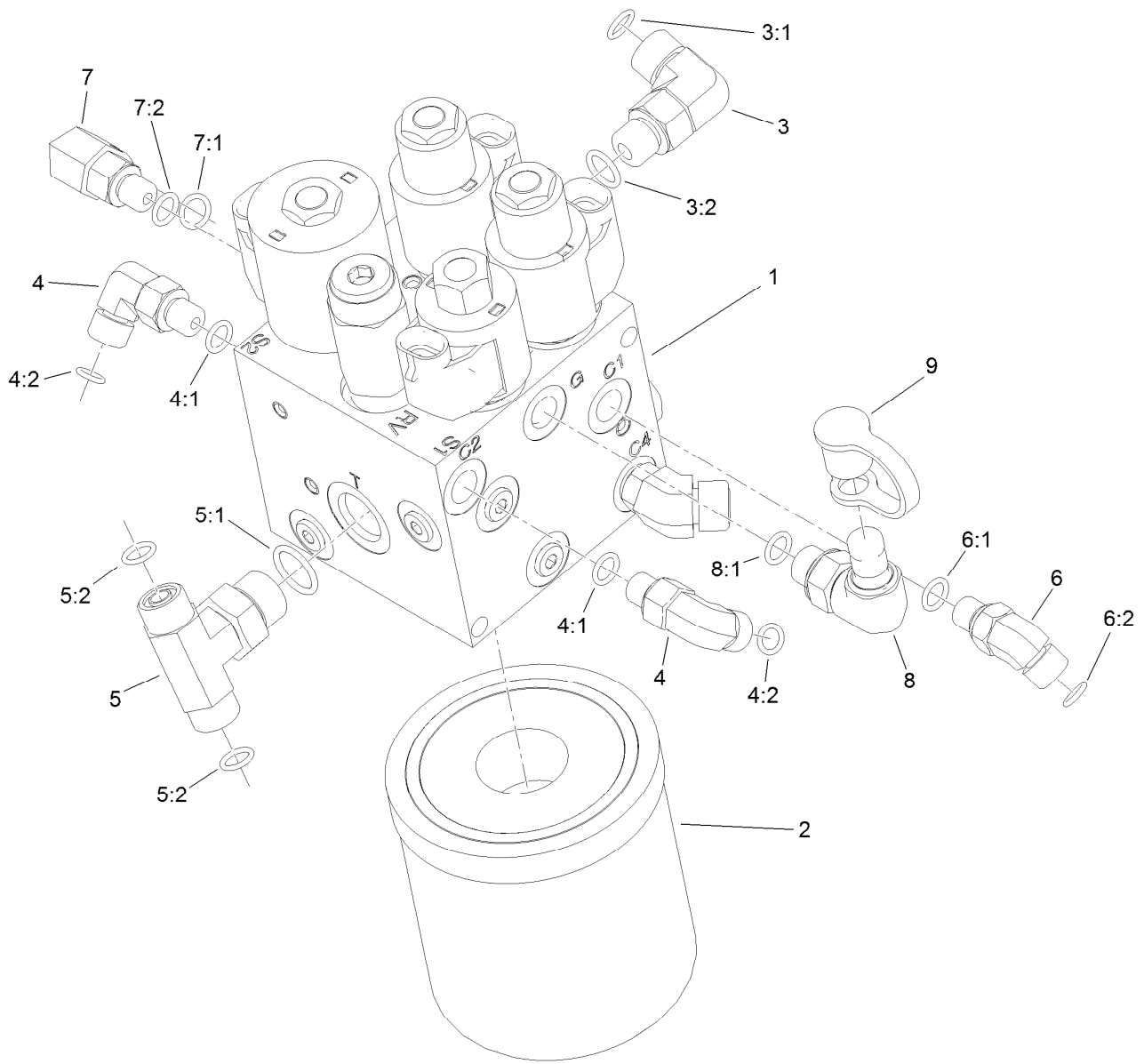


## Hydraulic Cylinder Assembly No. 119-8128

<i>Ref.</i>	<i>Part Number</i>	<i>Qty.</i>	<i>Description</i>
1	115-3410	1	Seal Kit
1:1		1	O-Ring ●
1:2		1	Backup ●
1:3		1	Bp Seal ●
1:4		1	Bs Seal ●
1:5		1	Seal-Dust ●
1:6		1	O-Ring ●
1:7		1	Ring-Wear ●

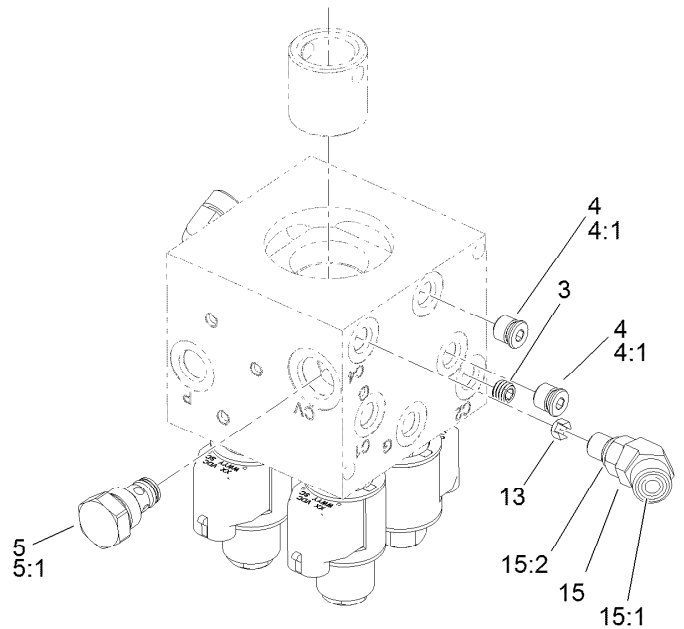
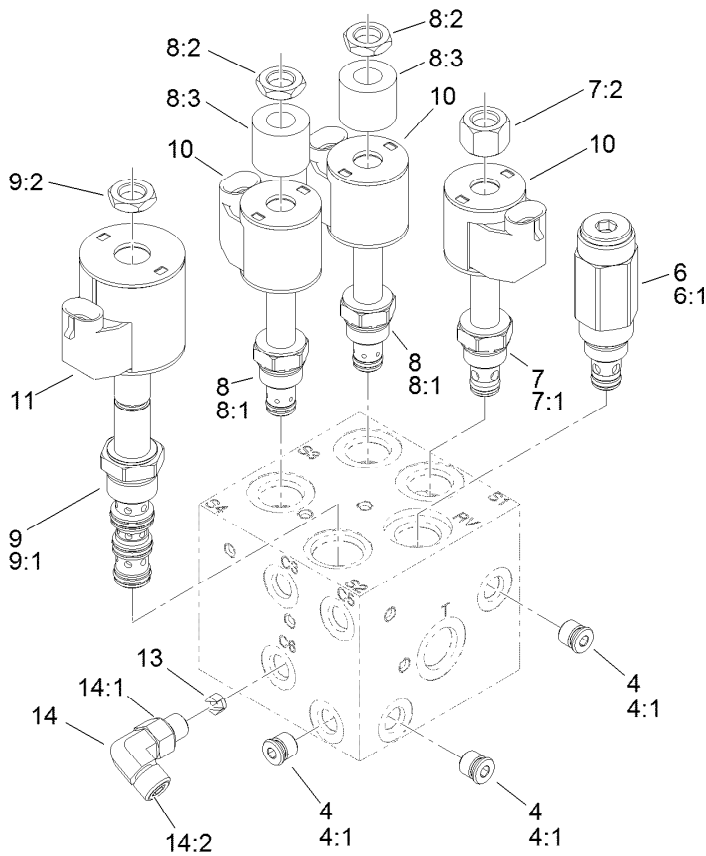
● Not serviced separately





## Hydraulic Lift Manifold Assembly

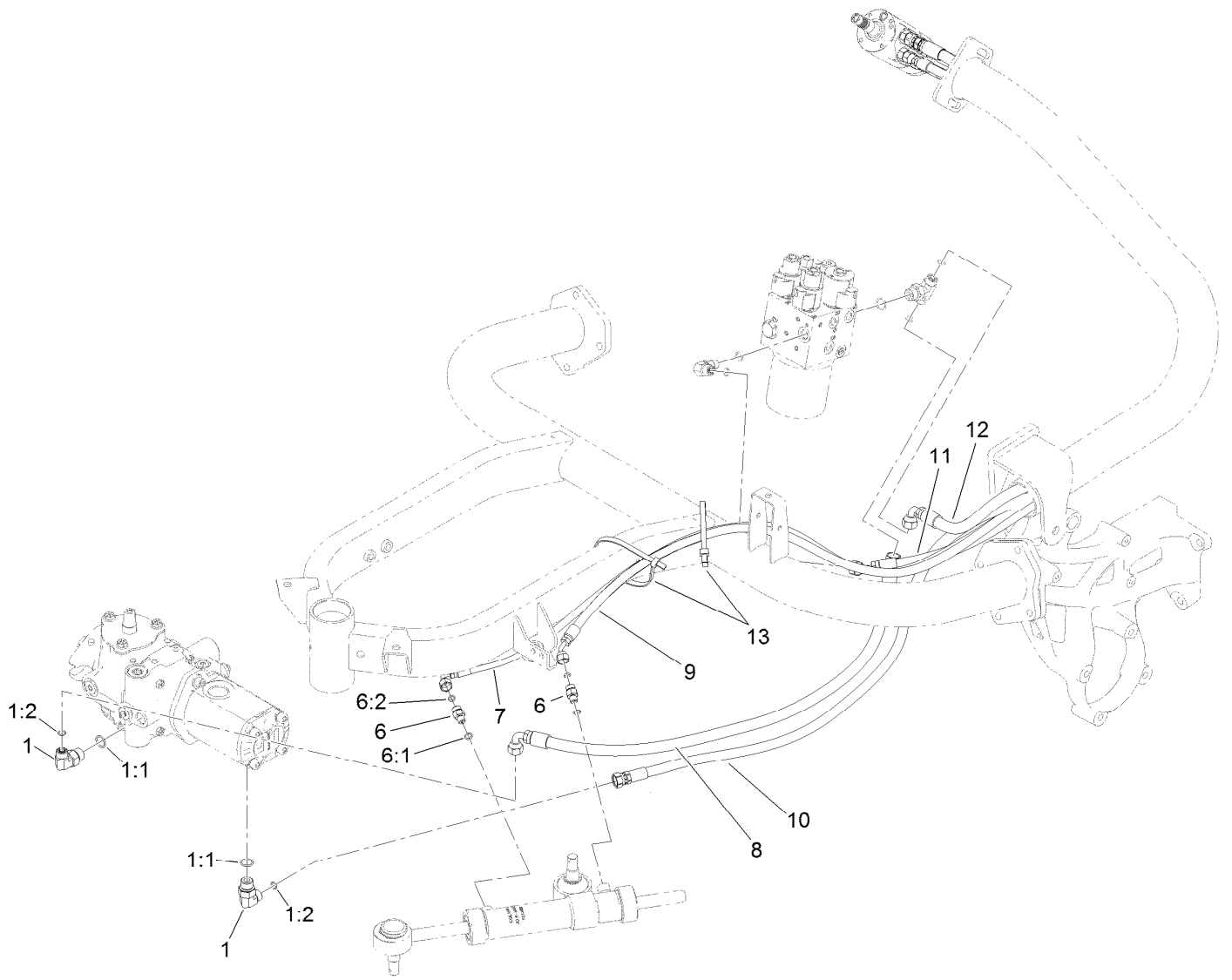
Ref.	Part Number	Qty.	Description	Ref.	Part Number	Qty.	Description
1	125-5187	1	Manifold-Lift, HYD	5:2	237-22	2	O-Ring
2	108-5194	1	Filter-Oil, HYD	6	340-103	1	Fitting-HYD, 45 DEG
3	340-77	1	Fitting-Elbow, 90 DEG	6:1	237-78	1	O-Ring
3:1	237-22	1	O-Ring	6:2	237-21	1	O-Ring
3:2	237-42	1	O-Ring	7	340-97	1	Fitting-Elbow, 90 DEG
4	340-132	2	Fitting-Elbow, 90 DEG	7:1	237-22	1	O-Ring
4:1	237-78	1	O-Ring	7:2	237-78	1	O-Ring
4:2	237-21	1	O-Ring	8	115-9147	1	Fitting-Elbow, 90 DEG
5	92-4799	1	Fitting-Tee, HYD	8:1	237-78	1	O-Ring
5:1	237-79	1	O-Ring	9	354-79	1	Cap-Dust



## Hydraulic Lift Manifold Assembly No. 125-5187

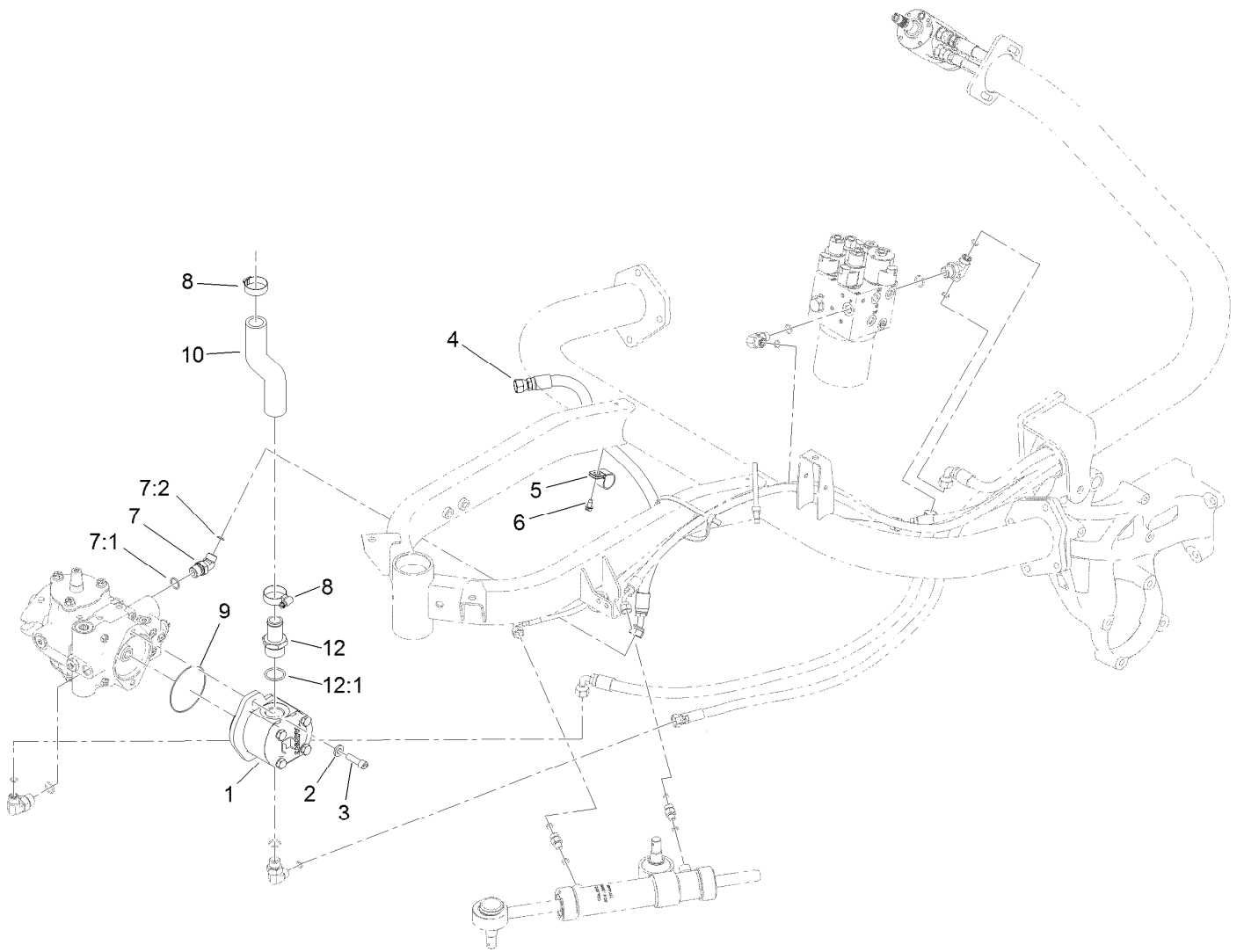
Ref.	Part Number	Qty.	Description
3	119-7144	1	Orifice (.037 Inch)
4	353-990	5	Plug ASM
4:1	237-78	1	O-Ring
5	107-7524	1	Check Valve ASM
5:1	105-9156	1	Seal Kit
6	112-9207	1	Valve-Relief
6:1	105-9156	1	Seal Kit
7	107-7517	1	Valve-Solenoid
7:1	105-9156	1	Seal Kit
7:2	107-7812	1	Nut-Solenoid
8	110-8898	2	Valve-Solenoid
8:1	107-7527	1	Seal Kit
8:2	110-2634	1	Nut-Coil

Ref.	Part Number	Qty.	Description
8:3	110-8909	1	Spacer-Coil
9	110-8906	1	Valve-Solenoid
9:1	110-8908	1	Spool Valve Seal Kit
9:2	110-2634	1	Nut-Coil
10	110-0497	3	Coil-Solenoid
11	110-6344	1	Coil-12V, DC
13	125-5211	2	Orifice-Control, Flow (0.030)
14	340-132	1	Fitting-Elbow, 90 DEG
14:1	237-78	1	O-Ring
14:2	237-21	1	O-Ring
15	340-54	1	Elbow-45 DEG
15:1	237-22	1	O-Ring
15:2	237-78	1	O-Ring



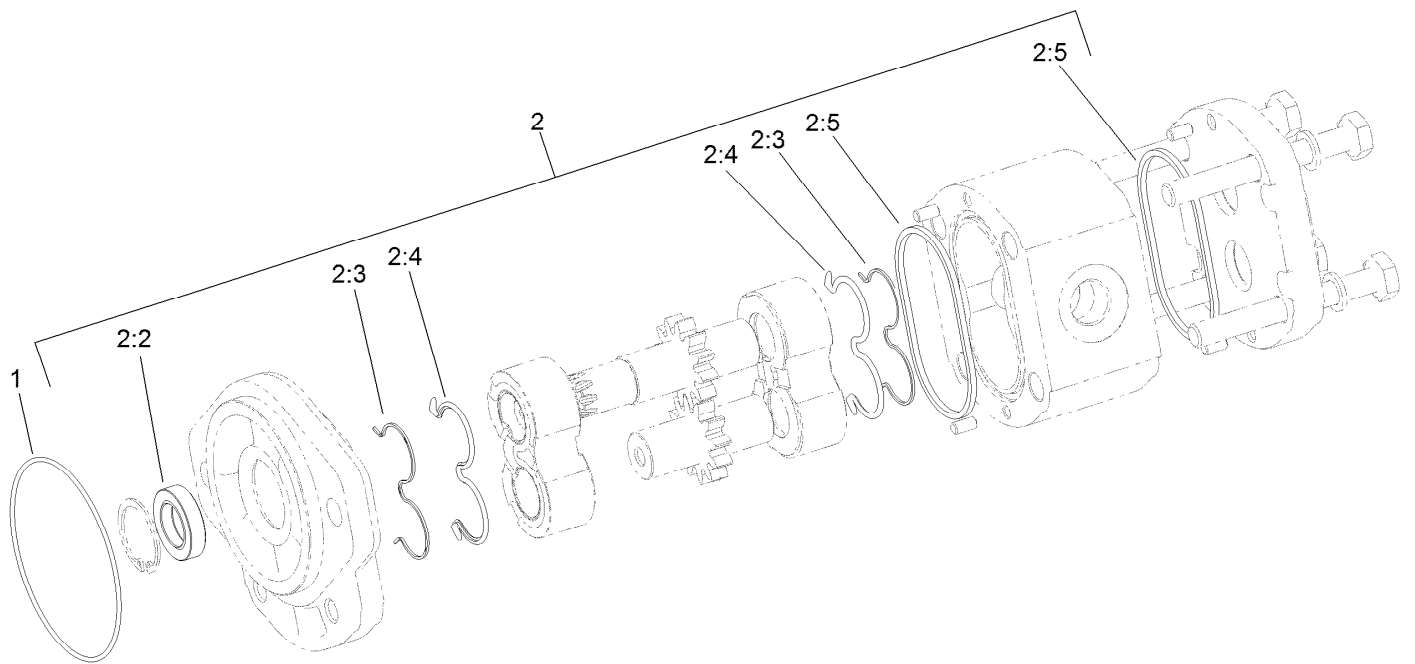
## Steering Circuit Assembly

Ref.	Part Number	Qty.	Description
1	340-18	2	Fitting-HYD, 90 DEG
1:1	237-79	1	O-Ring
1:2	237-22	1	O-Ring
6	340-92	2	Fitting-Straight
6:1	237-78	1	O-Ring
6:2	237-21	1	O-Ring
7	119-8124	1	Hose-HYD
8	125-5168	1	Hose-HYD
9	119-8123	1	Hose-HYD
10	125-5167	1	Hose-HYD
11	117-3683	1	Hose-HYD
12	125-5166	1	Hose-HYD
13	3334-945	2	Tie-Cable



## Steering Circuit Assembly (2)

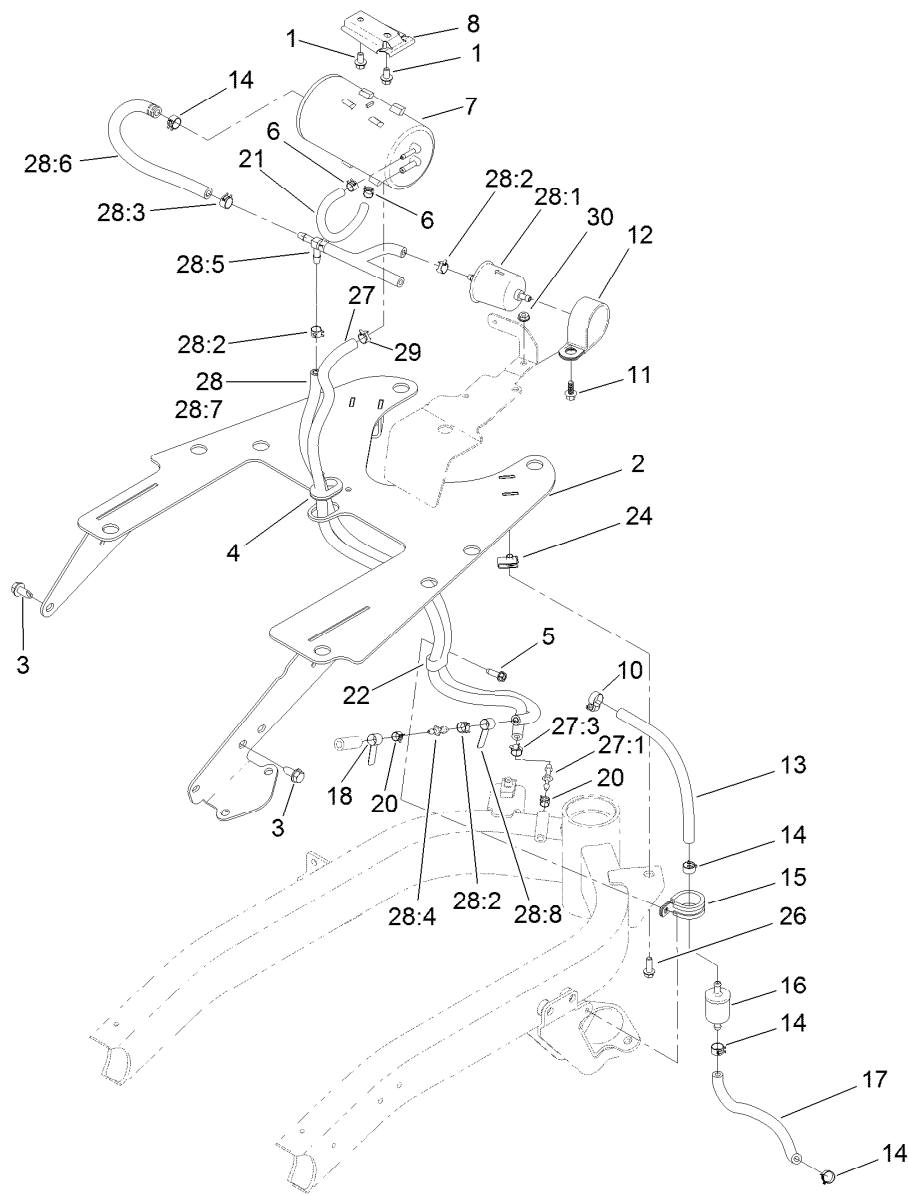
Ref.	Part Number	Qty.	Description
1	114-9958	1	HYD Gear Pump ASM
2	100-4852	2	Washer-Hardened
3	3274-1	2	Screw-HSH
4	119-8125	1	Hose-HYD
5	2412-39	2	Clamp-R
6	32104-17	1	Screw-HWH
7	340-138	1	Fitting-HYD, 45 DEG
7:1	237-79	1	O-Ring
7:2	237-22	1	O-Ring
8	2412-34	2	Clamp-Hose
9	353-949	1	O-Ring
10	119-2069	1	Hose-Suction
12	354-78	1	Fitting-STR
12:1	237-146	1	O-Ring



## Hydraulic Gear Pump Assembly No. 114-9958

<i>Ref.</i>	<i>Part Number</i>	<i>Qty.</i>	<i>Description</i>
1	353-949	1	O-Ring
2	119-7135	1	Kit-Seal
2:2		1	Shaft Seal ●
2:3		2	Anti-Extrusion Seal ●
2:4		2	Seal ●
2:5		2	Seal Square Section ●

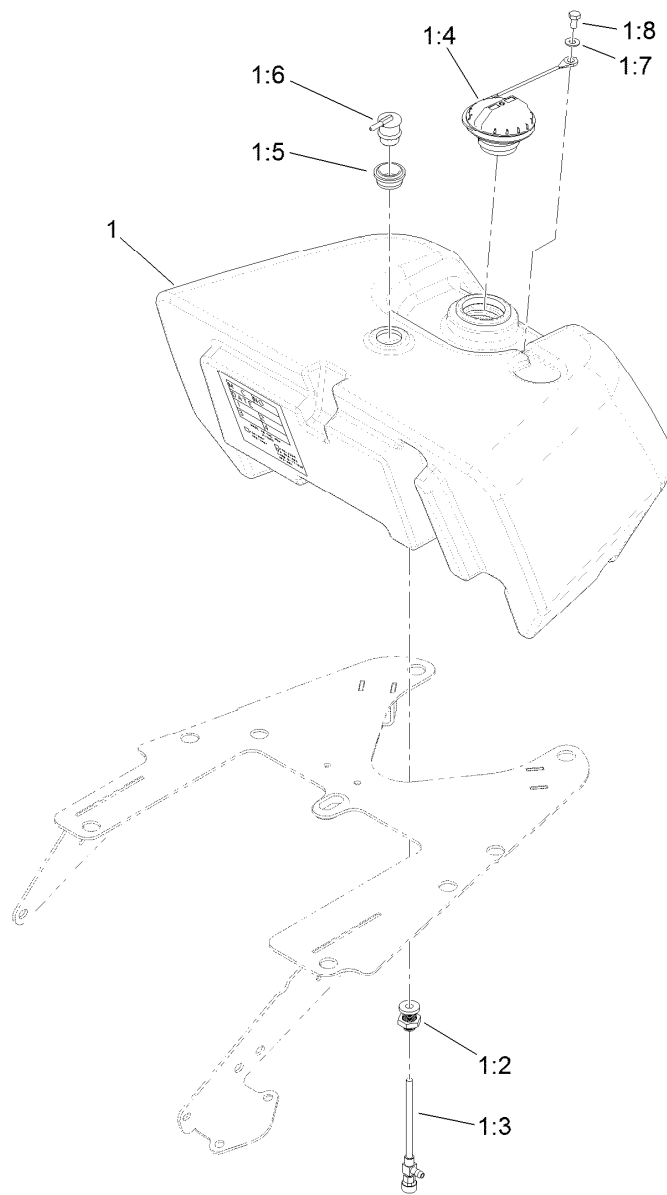
● Not serviced separately



## Fuel Line and Carbon Canister Hose Routing Assembly

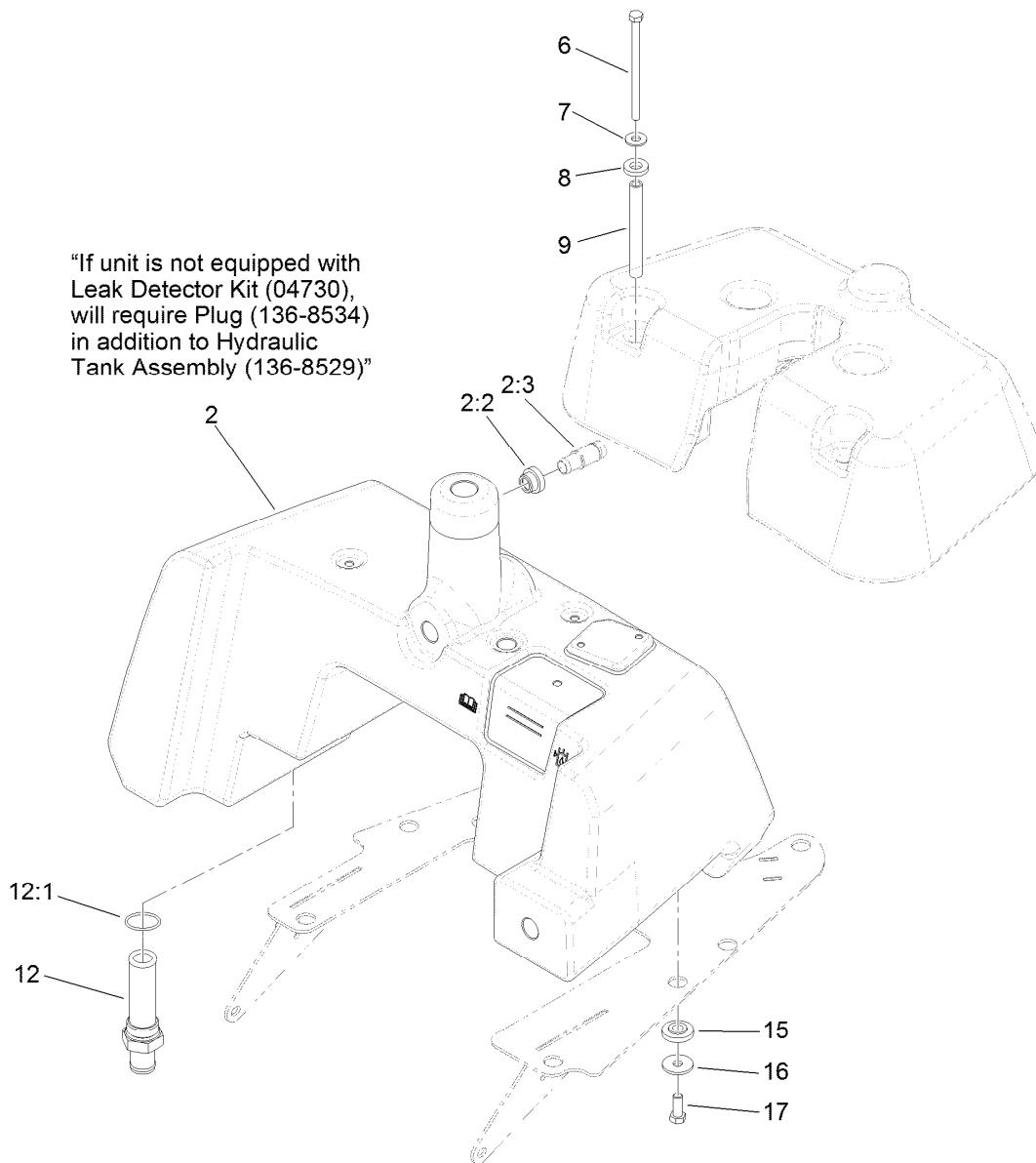
Ref.	Part Number	Qty.	Description	Ref.	Part Number	Qty.	Description
1	3234-13	2	Screw-HHF	21	119-8523	1	Hose-Fuel
2	132-9597-03	1	Plate Wa [black]	22	119-8153	1	Clamp-R, Double Tube
3	32104-32	2	Screw-HWH	24	107069	2	Clip
4	240-5	2	Grommet	26	115-5103	2	Screw-HHF
5	49-2040	1	Screw-HWHTF	27	121-5181	1	Purge Hose ASM
6	2412-146	3	Clamp-Hose	27:1	121-2573	1	Fitting-Straight
7	127-8685	1	Canister-Carbon	27:3	2412-98	2	Clamp-Hose
8	114-0292	1	Bracket-Canister, Carbon	28		1	Tee Hose ASM ●
10	2412-108	1	Clamp-Worm	28:1	121-2583	1	Filter-Fuel, Inline
11	99-6810	1	Screw-HHF	28:2	2412-98	3	Clamp-Hose
12	100-1424	1	Clamp-R	28:3	92-2379	2	Clamp-Hose
13	109-0282	1	Hose-Fuel	28:4	121-2573	1	Fitting-Straight
14	92-2379	3	Clamp-Hose	28:5	121-6663	1	Check Valve Hose ASM
15	120-2037	1	R-Clamp	28:6	139-6544	1	Hose-Formed
16	94-2690	1	Filter-Fuel	28:7	109-3491	1	Hose-Fuel
17	109-0293	1	Hose-Fuel	28:8	121-6664	1	Decal-Cleaner, Air
18	121-6664	1	Decal-Cleaner, Air	29	2412-98	1	Clamp-Hose
20	2412-80	2	Clamp-Hose	30	32149-2	1	Nut-Keps

● Not serviced separately



## Fuel Tank Assembly

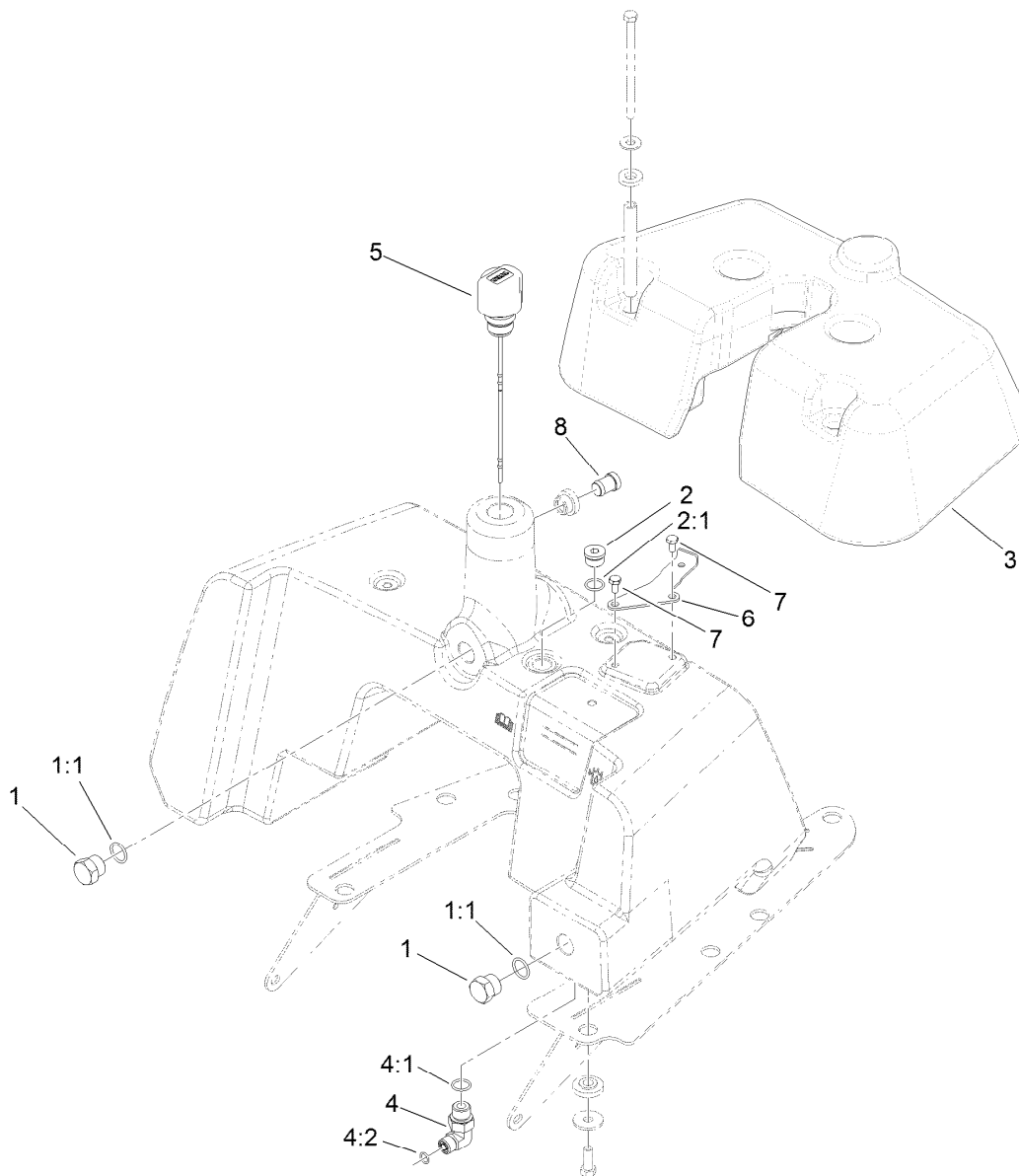
<i>Ref.</i>	<i>Part Number</i>	<i>Qty.</i>	<i>Description</i>
1	139-2664	1	Fuel Tank ASM, Gas
1:2	114-4677	1	Bulkhead ASM
1:3	114-4679	1	Fitting-Shut Off, Fuel
1:4	117-1722	1	Cap-Fuel
1:5	114-0284	1	Grommet
1:6	119-3547	1	Valve-Vent, Fuel
1:7	3256-1	1	Washer-Flat
1:8	321-2	1	Screw-HH



## Hydraulic Tank Assembly

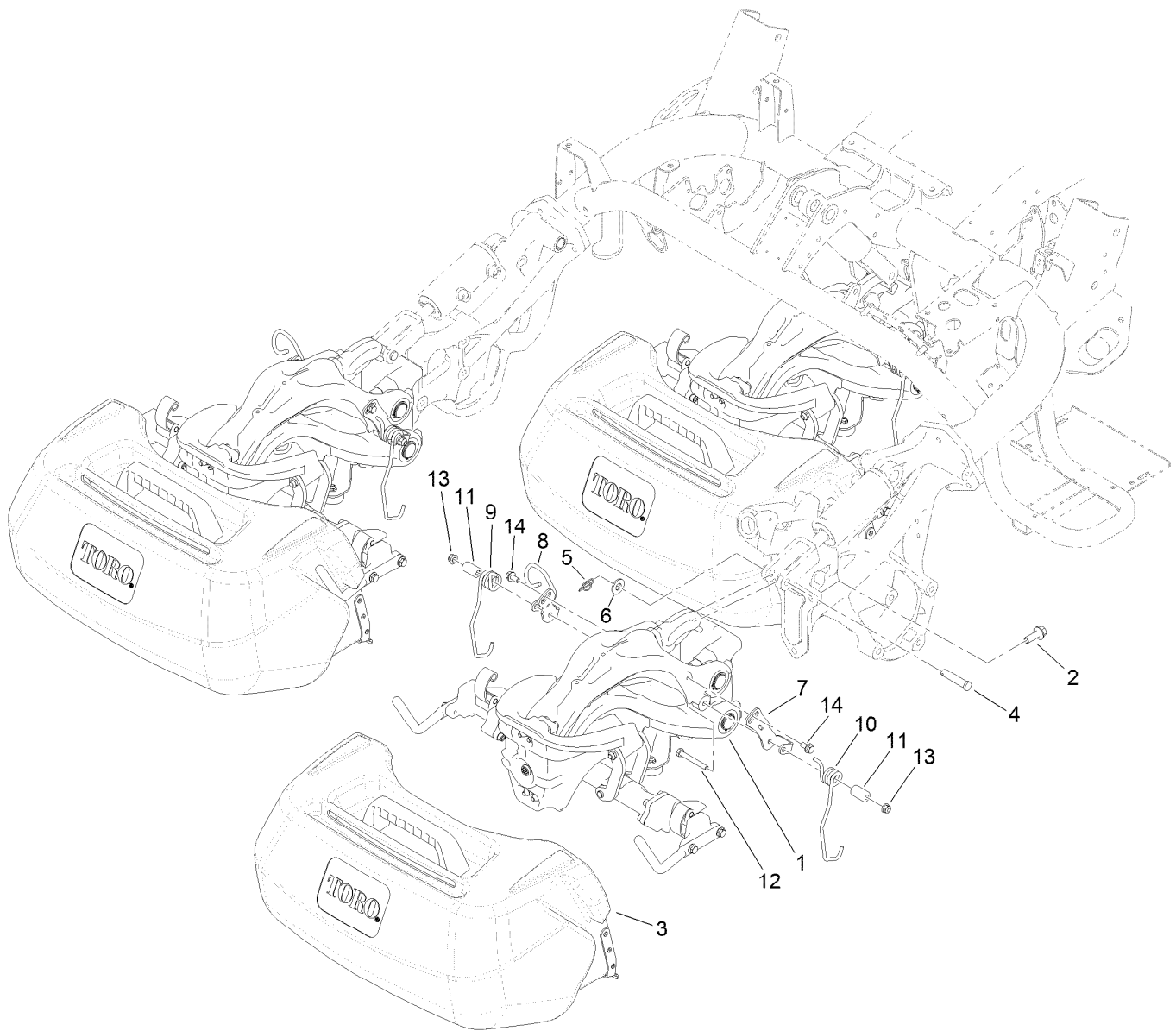
Ref.	Part Number	Qty.	Description
2	136-8529	1	HYD Tank ASM
2:2	136-8531	1	Grommet
2:3	136-8532	1	Spout
6	322-29	4	Screw-HH
7	3256-71	4	Washer-Flat
8	83-1470	4	Washer-Neoprene
9	115-9825	4	Spacer-Tube, Long
12	112-0211	1	Strainer Fitting ASM
12:1	237-146	1	O-Ring
15	240-11	8	Bushing-Flange
16	63-8410	8	Washer
17	323-6	8	Screw-HH





## Hydraulic Tank Cover Assembly

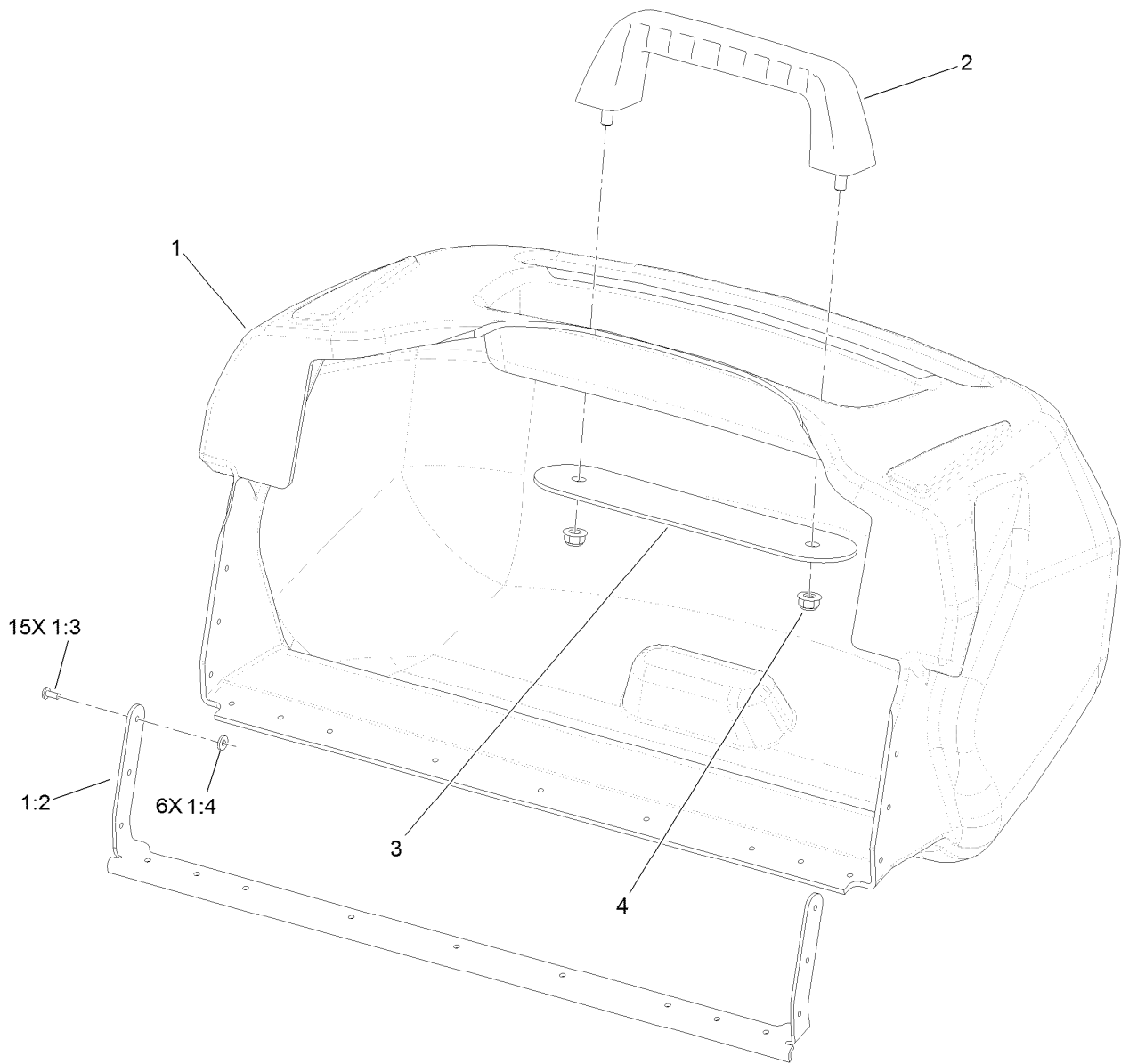
Ref.	Part Number	Qty.	Description
1	353-551	2	Plug-HH
1:1	237-80	1	O-Ring
2	353-988	1	Plug-Hex
2:1	237-79	1	O-Ring
3	136-8520	1	Cover-Tank
4	340-18	1	Fitting-HYD, 90 DEG
4:1	237-79	1	O-Ring
4:2	237-22	1	O-Ring
5	136-8559	1	Dipstick-Breather
6	121-5182	1	Plate-Filter
7	120-9688	2	Screw-HH
8	136-8534	1	Plug



## Suspension and Basket Assembly

Ref.	Part Number	Qty.	Description
1		3	Suspension ASM ●
2	117-9035	9	Screw-HHF
3	132-9599	3	Basket ASM
4	92-2739	3	Pin-Clevis
5	112-1491	3	Pin-Cotter
6	29-8910	3	Washer
7	133-8998	3	Retainer-Spring, LH
8	133-9025	3	Bracket ASM
9	117-6826	3	Spring-Stabilizer, RH
10	117-6827	3	Spring-Stabilizer, LH
11	117-6825	6	Spacer
12	322-12	6	Screw-HH
13	104-8300	6	Nut-HF, NI
14	114-7728	6	Screw-HF

● Not serviced separately



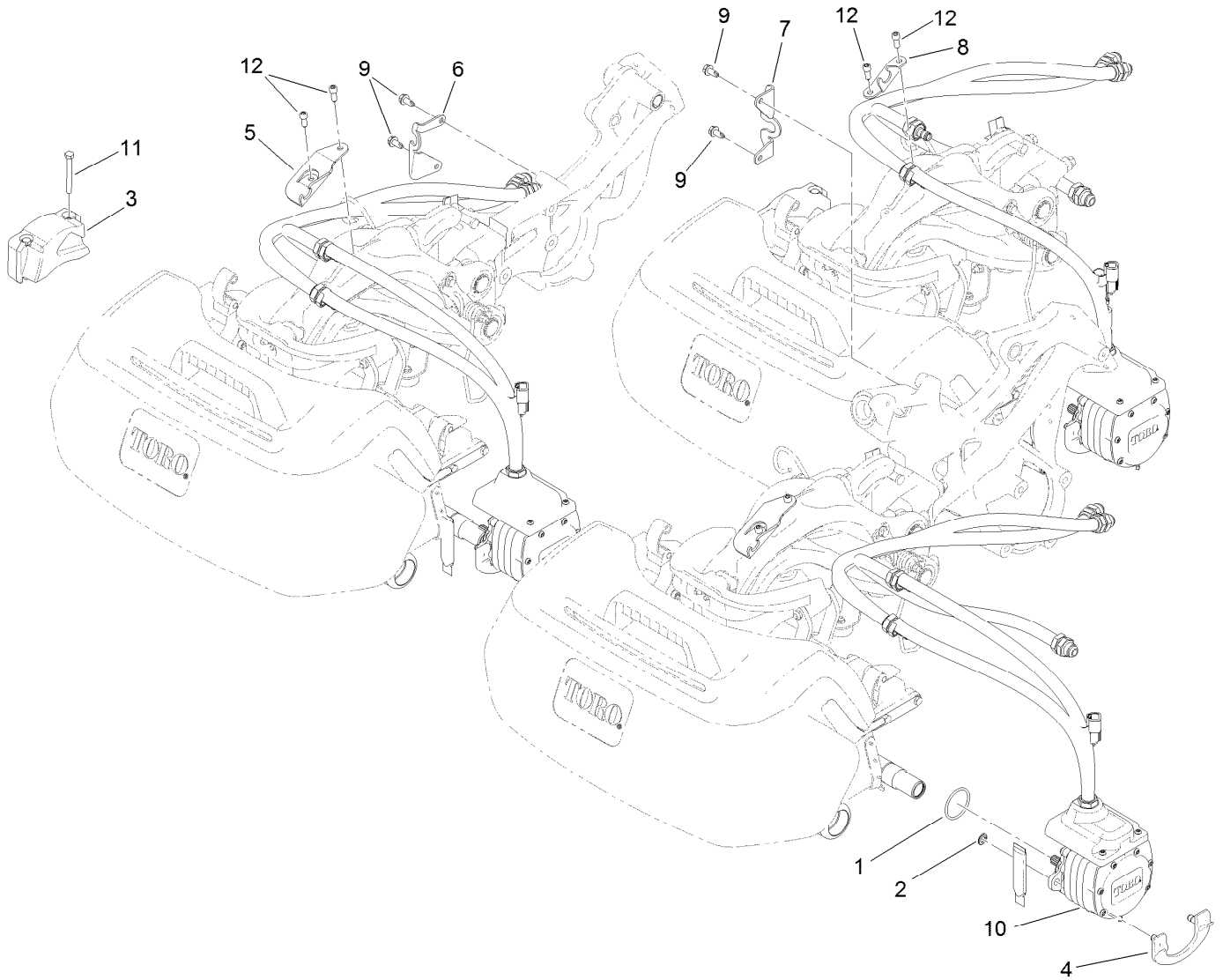
## Basket Assembly No. 132-9599

<i>Ref.</i>	<i>Part Number</i>	<i>Qty.</i>	<i>Description</i>
1	132-9510	1	Basket Assembly
1:2	132-3806	1	Support-Basket
1:3	3269-25	15	Rivet-Pop
1:4	3256-75	6	Washer-Flat
2	117-8088	1	Handle-Grab
3	117-8092-03	1	Plate-Mounting
4	104-8300	2	Nut-HF, NI



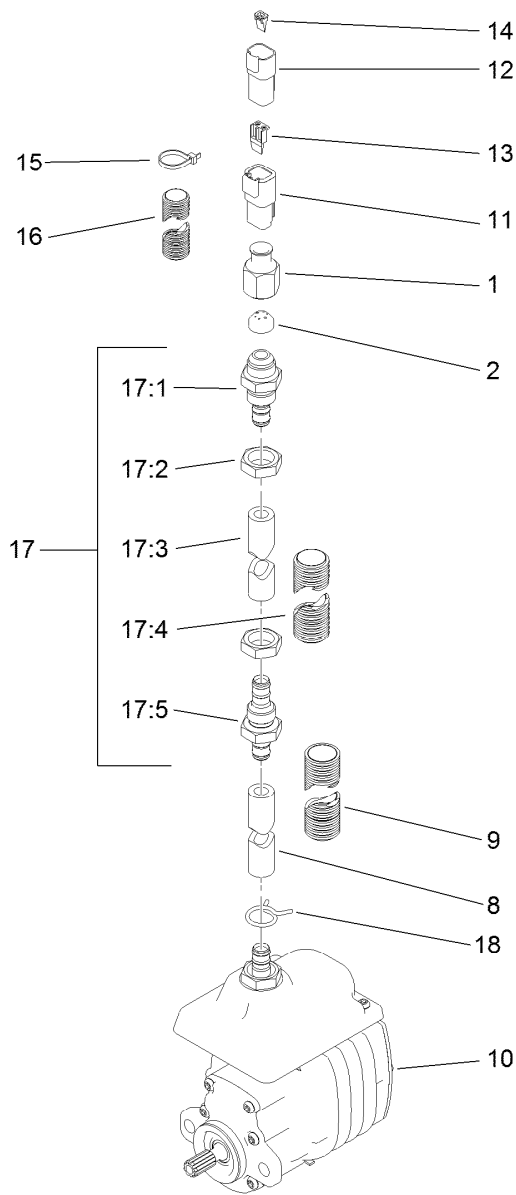
## Suspension Pin Position Assembly

<i>Ref.</i>	<i>Part Number</i>	<i>Qty.</i>	<i>Description</i>
1	100-6541	3	Pin-Clevis
2	112-1491	3	Pin-Cotter



## Electric Motor and Bracket Assembly

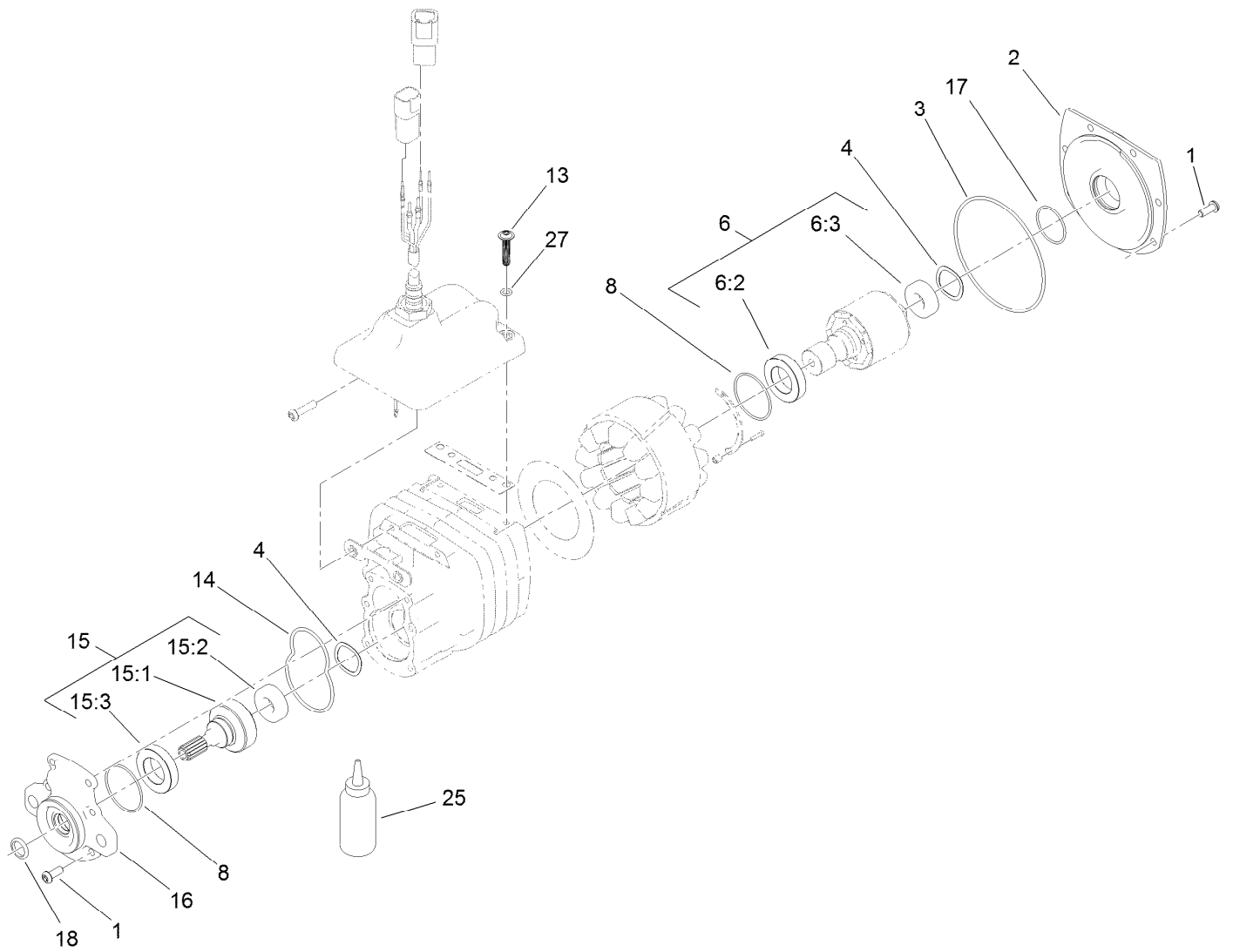
Ref.	Part Number	Qty.	Description
1	115-3298	3	O-Ring
2	133-8926	6	Ring-Retaining (Metric)
3	117-6774-03	3	Weight-Electric
4	115-5389	3	Cam-Mount, Motor
5	119-7487	2	Bracket-Clamp, Hose
6	138-9741	1	Bracket-Hose
7	120-4531	1	Bracket-Hose
8	119-7540	1	Bracket-Hose, Rear
9	32104-32	4	Screw-HWH
10	138-8905	3	Electric Motor ASM
11	322-13	6	Screw-HH
12	100-2401	6	Screw-HSH



## Electric Reel Motor Assembly No. 138-8905

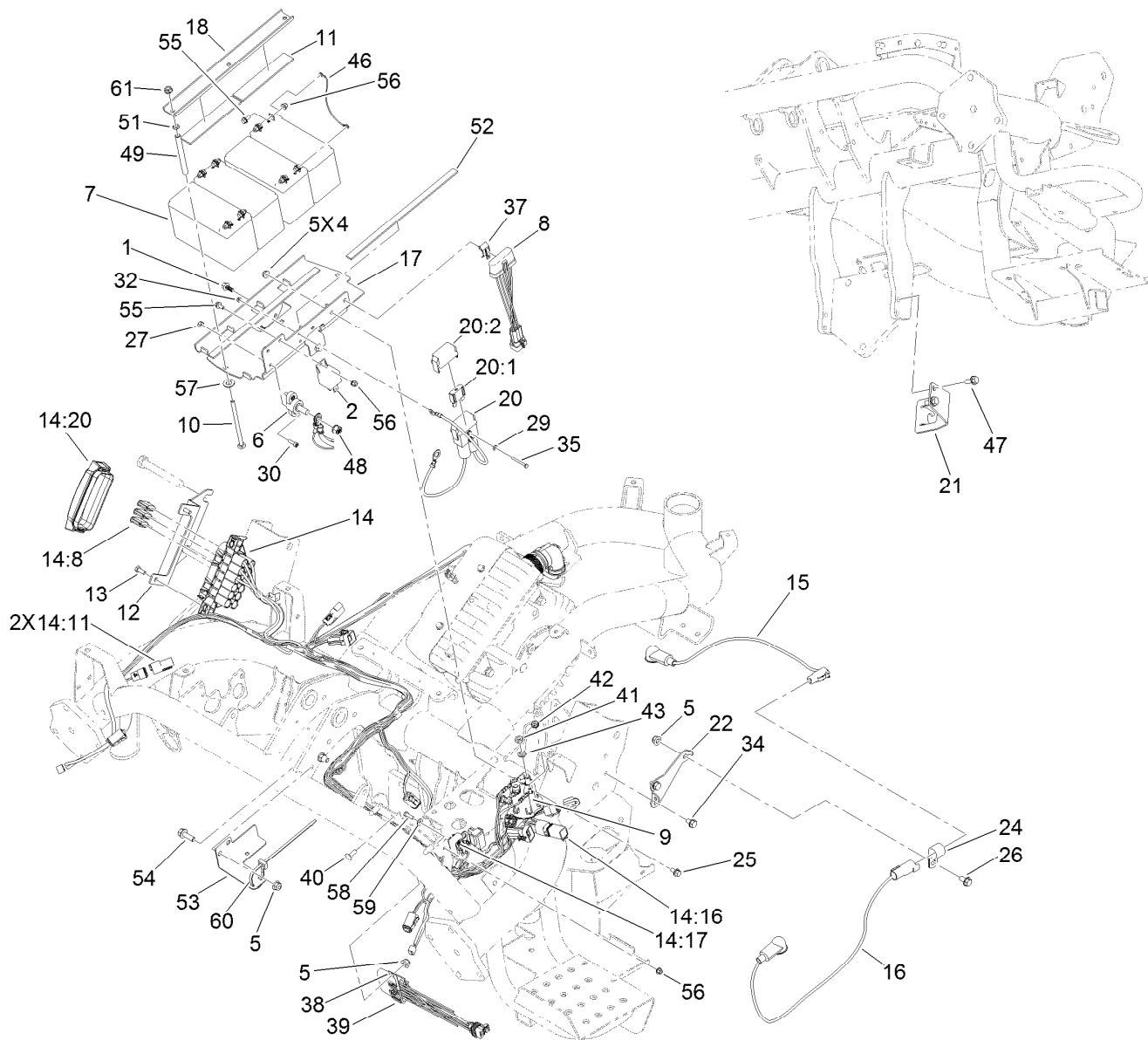
<i>Ref.</i>	<i>Part Number</i>	<i>Qty.</i>	<i>Description</i>	<i>Ref.</i>	<i>Part Number</i>	<i>Qty.</i>	<i>Description</i>
1	119-7481	1	Nut-Ferrule	15	3290-378	4	Tie-Cable
2	119-7480	1	Ferrule	16	120-3223	1	Tubing-Convoluted, Slit
8	119-7476	1	Hose	17	120-4532	1	Hose ASM
9	119-7558	1	Tubing-Convoluted, Slit	17:1	119-7545	1	Fitting-Bulkhead
10		1	Motor-Electric ●	17:2	119-7457	2	Nut
11	32160-245	1	Connector	17:3	119-7524	1	Hose
12	32160-315	1	Connector	17:4	119-7559	1	Tubing-Convoluted, Slit
13	32180-083	1	Wedge	17:5	119-7544	1	Fitting-Bulkhead
14	32180-084	1	Wedge	18	138-8924	1	Clamp-Hose

● Not serviced separately



## Electric Motor Assembly

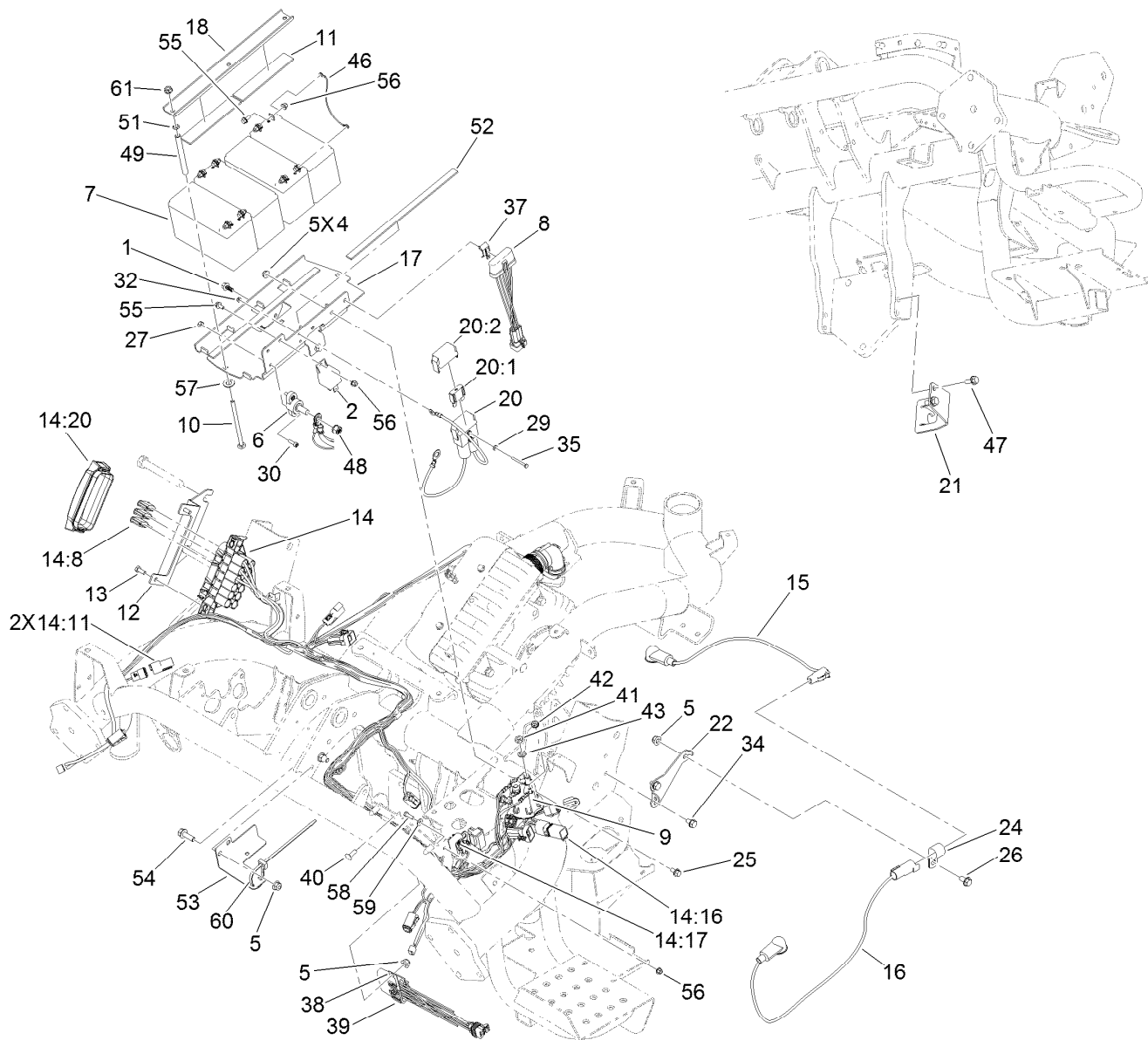
Ref.	Part Number	Qty.	Description	Ref.	Part Number	Qty.	Description
1	120-4559	12	Screw-BHCS	15	115-4782	1	Output Gear ASM
2	115-4779	1	Cover-Motor	15:1	112-5153	1	Gear-Output
3	112-9609	1	O-Ring	15:2	120-4557	1	Bearing
4	112-5163	2	Washer-Wave	15:3	112-5158	1	Bearing-Ball
6	119-7450	1	Rotor ASM	16	115-4777	1	Cover-Gearbox
6:2	112-5158	1	Bearing-Ball	17	119-1156	1	O-Ring
6:3	120-4557	1	Bearing	18	119-7451	1	Seal-Oil
8	112-9616	2	O-Ring	25	136-8595	1	Grease-Synthetic
13	138-8918	2	Screw-Fbhcs	27	138-8916	2	O-Ring
14	112-9611	1	O-Ring				



## Electric Mow Battery Assembly

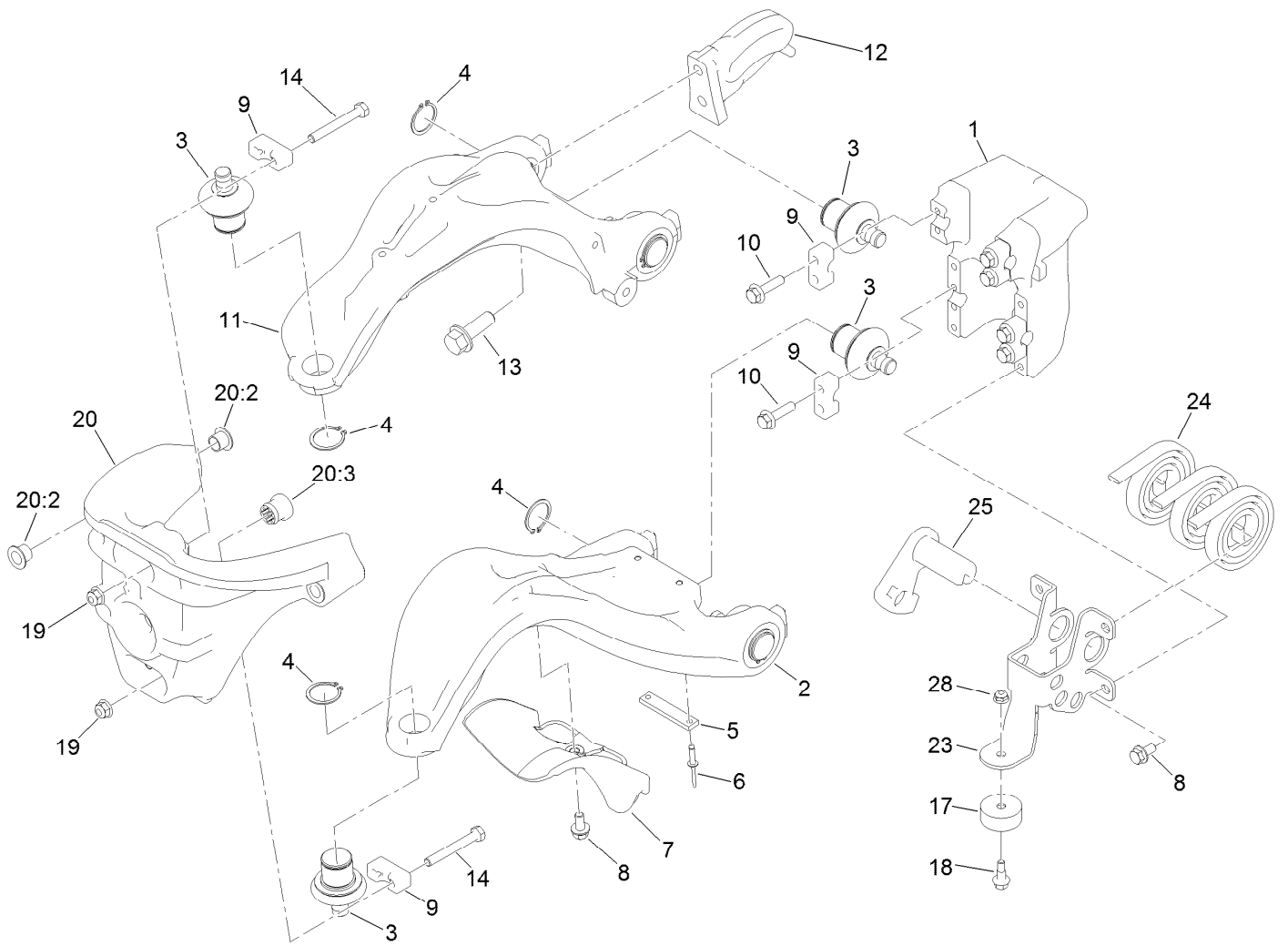
Ref.	Part Number	Qty.	Description	Ref.	Part Number	Qty.	Description
1	99-6810	3	Screw-HHF	16	119-1784	1	Harness-Wire, Battery Disconnect
2	99-7435	1	Relay	17	132-3770-01	1	Plate-Battery
4	104-7201	5	Nut-HF, NI	18	119-2104-01	1	Channel-Clamp, Battery
5	104-8300	3	Nut-HF, NI	20	119-5773	1	Harness-Wire
6	110-8823	1	Block-Junction	20:1	120-3954	1	Fuse-60 Amp
7	112-9621	4	Battery-Nonspillable	20:2	32180-085	1	Fuse-Cover
8	112-9630	1	Module-Reel, I.D.	21	119-7566-03	1	Bracket-Hose, Rear
9	122-1274	1	Contactor-DC, 48V	22	119-8175	1	Bracket-Disconnect
10	120-4585	3	Screw-CARR	24	2412-4	1	Clamp-R
11	115-9477	2	Strip-Foam	25	3234-13	2	Screw-HHF
12	131-3100-03	1	Bracket-Holder, Fuse	26	3234-7	1	Screw-HHF
13	33113-016	2	Screw-HH	27	3296-21	2	Nut-Hex
14	122-0523	1	Harness-Wire, E-Reels	29	3256-12	2	Washer-Flat
14:8	122-0255	3	Fuse-Maxi, 35 Amp-58V	30	3273-26	2	Screw-HSH
14:11	32180-043	2	Resistor-120 Ohm	32	3296-9	2	Nut-Hex
14:16	119-7781	1	Diode-Sealed	34	32104-82	2	Screw-HHF
14:17	120-3958	1	Fuse-Blade, 10A	35	32105-21	2	Screw-HH
14:20	32180-146	1	Cover-Fuse	37	32180-011	1	Clip-Connector
15	119-1783	1	Harness-Wire, Battery Disconnect	38	32180-020	1	Clip-Connector
				39	119-4330	1	Isolated Can Module ASM





## Electric Mow Battery Assembly (continued)

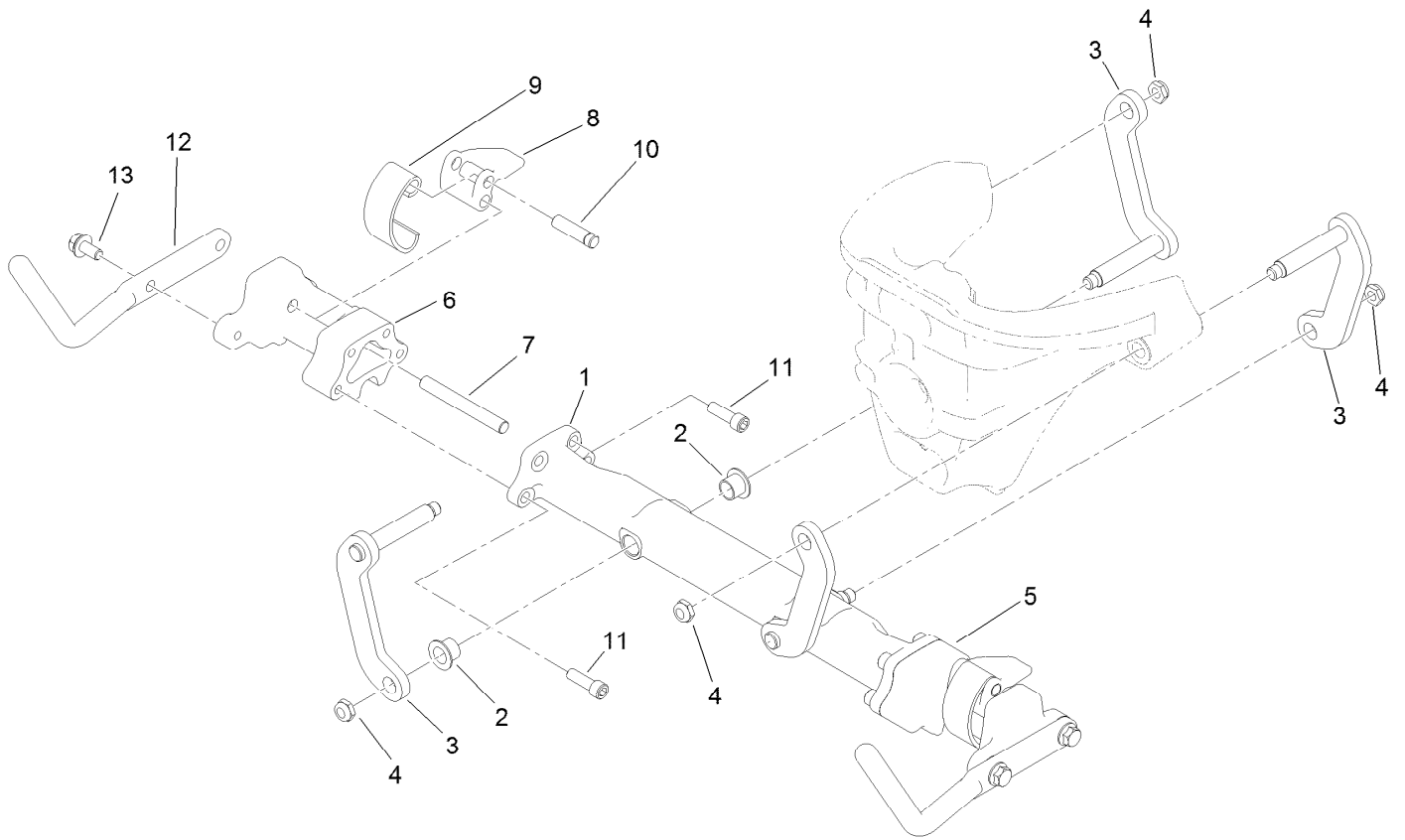
<i>Ref.</i>	<i>Part Number</i>	<i>Qty.</i>	<i>Description</i>	<i>Ref.</i>	<i>Part Number</i>	<i>Qty.</i>	<i>Description</i>
40	1-807512	1	Bolt-CARR	52	115-8827	2	Foam-Strip
41	3220-2	2	Nut-Jam	53	120-4570	1	Bracket-Harness
42	32149-8	2	Nut-Keps	54	3234-29	2	Screw-HHF
43	3253-4	2	Washer-Lock	55	120-4579	9	Screw-HHF
46	119-1782	3	Harness-Wire, Jumper (Battery)	56	120-4580	10	Nut-HF
47	32144-14	2	Screw-HWHTF	57	48-9220	3	Washer-Flat
48	32149-10	1	Nut-Keps	58	60-6910	1	Screw-HH
49	120-4586	3	Tube	59	3256-14	1	Washer-Flat
51	1-803037	3	Nut-Retaining	60	3290-378	1	Tie-Cable
				61	32128-33	3	Nut-HF



## Suspension A-Arm Assembly

Ref.	Part Number	Qty.	Description
1	117-9480	1	Mount-Pivot, A-Arms
2	117-6656	1	A-Arm, Lower
3	132-6959	6	Balljoint
4	120-3225	6	Ring-Retaining, EXT
5	117-6674	1	Plate-Striker
6	3269-28	2	Rivet-Pop
7	117-6755	1	Stop-Steering
8	114-7728	5	Screw-HF
9	112-5647	6	Clamp
10	132-3837	8	Screw-HHF
11	139-6452	1	A-Arm, Upper
12	139-8407	1	Plate-Lift

Ref.	Part Number	Qty.	Description
13	100-6116	2	Screw-HHF
14	132-3838	4	Screw-HH
17	133-0308	1	Bumper-Rubber
18	133-0315	1	Screw-Shoulder, HF
19	104-8300	4	Nut-HF, NI
20	120-3216	1	Steering Head ASM
20:2	125-5239	4	Bushing-Flange
20:3	131-1836	1	Grommet
23	140-5232	1	C-Balance Mount
24	114-9306	3	Spring
25	140-5234	1	Tensioner
28	104-7201	1	Nut-HF, NI



## Suspension Crossarm Assembly

<i>Ref.</i>	<i>Part Number</i>	<i>Qty.</i>	<i>Description</i>
1	120-3217	1	Crossarm
2	125-5239	4	Bushing-Flange
3	117-6654	4	Link
4	3296-59	4	Nut-Lock, NI
5	117-9482	1	Mount-Cross Arm, LH
6	117-9492	1	Mount-Cross Arm, RH
7	114-8051	2	Pin-Pivot
8	114-8047	2	Lever
9	114-8048	2	Spring
10	114-8049	2	Pin-Pivot
11	120-3227	8	Screw-HSH
12	120-2784-01	2	Horn-Basket
13	114-7728	4	Screw-HF

# Attachments and Accessories

## For 04530 Greensmaster 3320 TriFlex Traction Unit

<b>Product Name</b>	<b>Model/Part</b>
Turf Evaluator .....	04399
Standard Greensmower Seat Kit .....	04508
Light Kit.....	04554
8-Blade DPA Reel Mower .....	04651
11-Blade DPA Reel Mower .....	04653
14-Blade DPA Reel Mower .....	04655
Three-Wheel Drive Kit .....	04714
Anti-Bobbing Kit.....	04716
Dethatching Unit .....	04720
Tri-Roller .....	04722
Spiker .....	04723
Premium Seat.....	04729
Hydraulic Oil Leak Detector Kit .....	04730
Spark Arrestor Screen .....	104-6540
Wireless Hourmeter .....	115-4754
Premium Synthetic Bio-Degradable Hydraulic Fluid (5 Gallon Pail) .....	119-2157
Premium Synthetic Bio-Degradable Hydraulic Fluid (55 Gallon Drum).....	119-2158
Premium Armrest Kit.....	119-7105
Weight Kit .....	119-7129
Three-Wheel Drive Weight Kit .....	120-5750
Armrest Kit.....	121-3660
Premium Engine Oil 10w30 (55 Gallon Drum) .....	121-6392
Premium Engine Oil 10w30 (5 Gallon Pail) .....	121-6393
Hi-Back Seat Cover .....	133-1308
PX Hydraulic Fluid (5 Gal) .....	133-8086
PX Hydraulic Fluid (55 Gal).....	133-8087
Bag Kit .....	137-8130
Bimini Shade Kit .....	138-8579
TriFlex Hydraulic Hose Rebuild MVP Kit.....	140-5233
MVP Kit 1000 Hour - GR3300/3320 .....	44969
Height-of-Cut Bar.....	94-9010
Tire-TURFMATE .....	99-4506

**Notes:**

**Notes:**

**Notes:**



**Count on it.**