



Count on it.

Parts Catalog

**Workman® HDX
Utility Vehicle with Bed**

Model No. 07384—Serial No. 417100000 and Up



Ordering Replacement Parts

To order replacement parts, please supply the part number, the quantity, and the description of each part desired.

Understanding Reference Numbers

Each identified part in an illustration has a reference number. The reference number for a part also appears in the parts list, along with other information about the part.

This catalog uses two special reference number formats, one to indicate parts in a service assembly and another to indicate the quantity of a given part in an illustration.

Service Assembly Reference Numbers

Parts in service assemblies have reference numbers in the form a:b. The a represents the reference number of the entire service assembly and the b represents a sequential number unique to each part within the service assembly.

For example, a wheel assembly might be identified by reference number 6, the tire by 6:1, the valve by 6:2, and the wheel by 6:3. When you order the assembly identified by reference number 6, you receive all parts identified by reference numbers 6:1, 6:2, and 6:3. However, you may also order any part individually. Reference numbers of this type appear in illustration and in parts lists.

Reference Numbers Indicating Quantity

In an illustration, if a reference number indicates more than one part, the reference number has the form nX y. The n represents the quantity of the part, the X is the multiplication symbol, and the y represents the reference number.

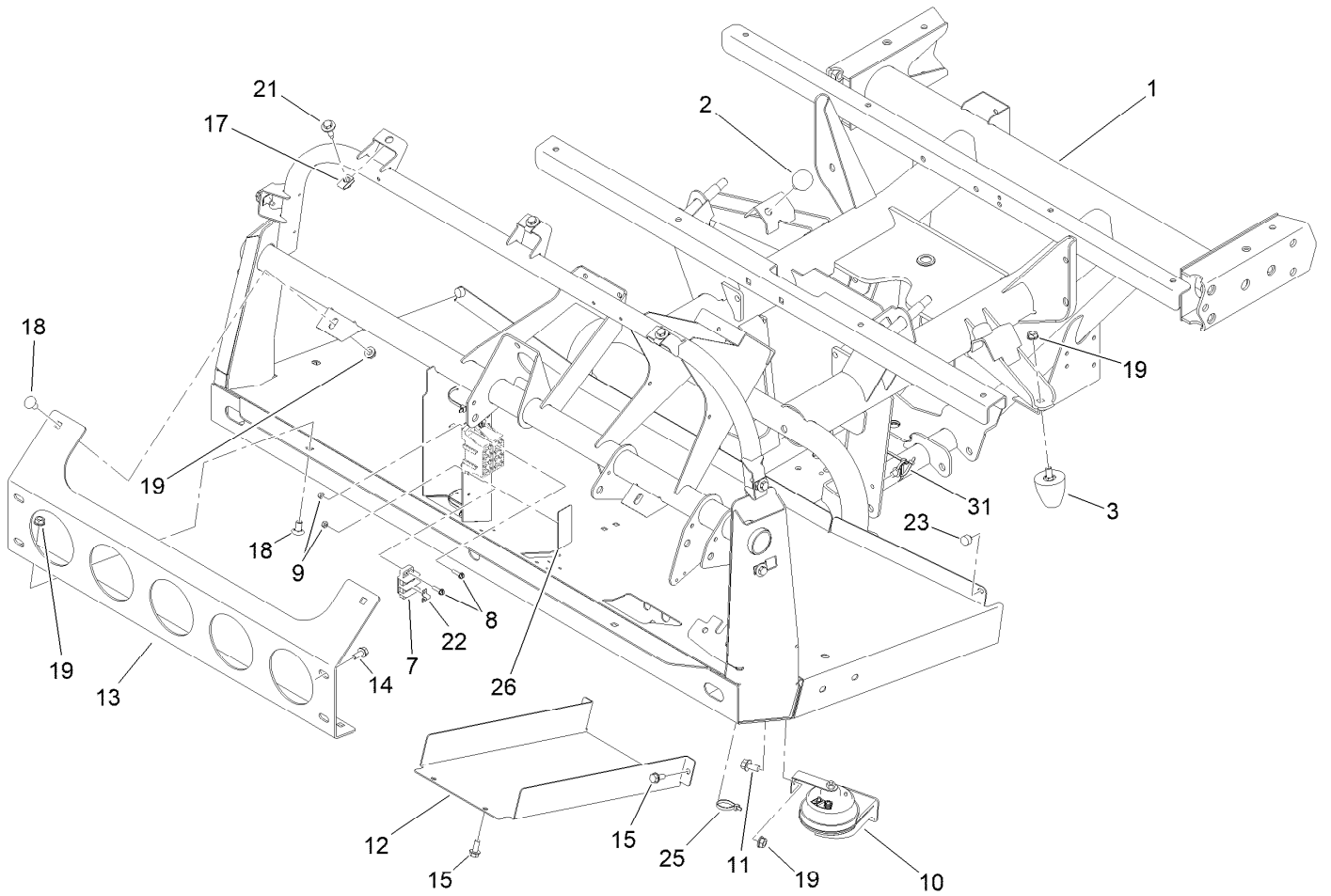
For example, in an illustration, the reference number 2X 37 means that two of the parts identified by reference number 37 are indicated.

Contents

Front Frame Assembly	5
Rear Frame and Suspension Assembly	6
Rear Axle Assembly	7
Brake Caliper Assembly No. 127-7424	8
Front and Rear Brake Line Assembly	9
Front Suspension Assembly	10
Steering and Front Wheel Assembly	11
Steering Linkage Assembly	12
Hydraulic Cylinder Assembly No. 112-3217	13
Front Control Arm Assembly	14
Brake and Clutch Pedal Assembly	15
Master Cylinder Assembly No. 104-6782	16
Accelerator Assembly	17
Console Assembly	18
Shift Assembly No. 106-7887	20
Bumper, Hood and Seat Base Assembly	21
Dash Assembly	22
Steering Hydraulic Assembly	23
Steering Valve Assembly No. 147-3119	25
Seat Assembly	26
Roll-Over Protection System Assembly	27
Full Bed and Side Panel Assembly	28
Engine Sub Frame Assembly	29
Engine and Exhaust Assembly	30
Cooling System Assembly	32
Radiator Assembly	33
Clutch Linkage Assembly	34
Transaxle Assembly	35
Case Assembly Transaxle Assembly No. 115-7783	36
Center Plate Assembly Transaxle Assembly No. 115-7783	37
Main Shaft Assembly Transaxle Assembly No. 115-7783	38
Reduction Shaft Assembly Transaxle Assembly No. 115-7783	39
Reverse Shaft Assembly Transaxle Assembly No. 115-7783	40
Main Shift Assembly Transaxle Assembly No. 115-7783	41
Hi-Lo Shift Assembly Transaxle Assembly No. 115-7783	42
Countershaft Assembly Transaxle Assembly No. 115-7783	43
Differential Gear Assembly Transaxle Assembly No. 115-7783	44
Differential Carrier Assembly Transaxle Assembly No. 115-7783	45
Differential Lock Assembly Transaxle Assembly No. 115-7783	46
Axle Shaft Assembly Transaxle Assembly No. 115-7783	47
Battery Assembly	48
Tail Light and Fender Assembly	49
Fuel System Assembly	50
Hydraulic Lift Cylinder Assembly	51
Hydraulic Cylinder Assembly No. 133-0620	53
Main Hydraulic Pump and Lift Valve Assembly	54
Control Valve Assembly No. 43-1950	55
Hydraulic Gear Pump Assembly No. 114-8302	56
Air Cleaner Assembly	57
Air Cleaner Assembly No. 138-5650	58
Front and Rear Wire Harness Assembly	59
Crankcase Assembly	60
Oil Pan Assembly	61
Cylinder Head Assembly	62

Contents (continued)

Gear Case and Oil Filter Cartridge Assembly	63
Cylinder Head Cover Assembly	64
Dipstick, Guide and Oil Pump Assembly	65
Main Bearing Case Assembly	66
Cam Shaft and Idle Gear Shaft Assembly	67
Piston and Crankshaft Assembly	68
Flywheel, Starter and Sensor Switch Assembly	69
Injection and Fuel Pump Covers Assembly	70
Alternator and Pulley Assembly	71
Alternator Components Assembly	72
Starter Components Assembly	73
Thermostat and Water Pump Assembly	74
Valve and Rocker Arm Assembly	75
Inlet Manifold Assembly	76
Exhaust Manifold Assembly	77
Wire Harness Assembly	78
Electronic Control Unit Assembly	79
Operator Manual and Miscellaneous Engine Parts	80
Upper Engine Gasket Kit	81
Lower Engine Gasket Kit	82
Attachments and Accessories	83



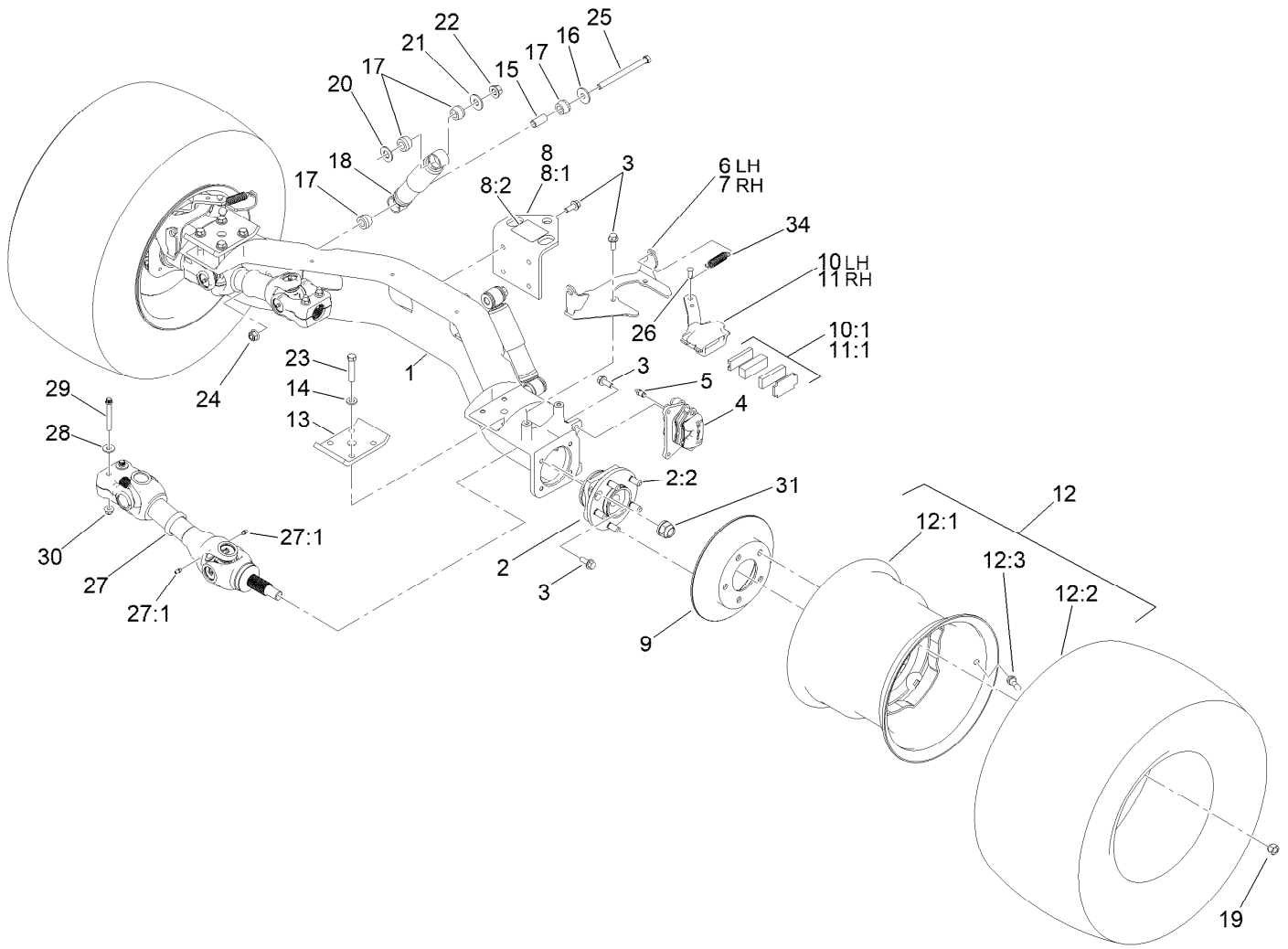
Front Frame Assembly

<i>Ref.</i>	<i>Part Number</i>	<i>Qty.</i>	<i>Description</i>	<i>Ref.</i>	<i>Part Number</i>	<i>Qty.</i>	<i>Description</i>
1	138-9251	1	Frame-Front	15	32144-70	4	Screw-HWHTF
2	87-2440	2	Bumper-Rubber	17	94-2413	7	Nut-U
3	26-0071	2	Snubber-Rubber	18	3231-21	4	Screw-CARR
7	42862	1	Block-Terminal, Ground	19	3290-357	7	Nut-HSF
8	32105-13	6	Screw-HWH	21	114-8418	7	Screw-HWH, Sems
9	3296-2	6	Nut-Lock, NI	22	42863	1	Strip-Jumper
10	110-2594	1	Horn	23	107-8042	2	Bumper-Rubber
11	3234-1	1	Screw-HHF	25	3290-379	9	Tie-Cable
12	106-2427-03	1	Cover	26	145-2286	1	Decal-Fuse Block
13	114-8272-03	1	Bracket-Bumper	31	32180-030	2	Clip-Tie
14	3234-7	4	Screw-HHF				



Rear Frame and Suspension Assembly

<i>Ref.</i>	<i>Part Number</i>	<i>Qty.</i>	<i>Description</i>	<i>Ref.</i>	<i>Part Number</i>	<i>Qty.</i>	<i>Description</i>
1	115-2255-03	1	Frame-Rear	13	87-5100	4	Washer-Snubbing
2	131-3474	1	Mount-Spring, LH	14	3234-24	4	Screw-HHF
3	131-3472	1	Mount-Spring, RH	15	108-3109	2	Retainer-Cylinder
4	104-8301	10	Nut-HF, NI	16	3229-1	2	Screw-CARR
5	87-4760	12	Bushing-Rubber	17	104-7201	3	Nut-HF, NI
6	87-1490	2	Spring-Leaf, Rear	18	87-3470	2	Bumper
7	131-3476	4	Shackle	19	103-9511	2	Nut-Lock, NI
8	3234-38	18	Screw-HHF	20	115-2047	2	Decal-Surface, Hot
9	99-5107	18	Nut-Lock	21	33116-080	2	Screw-HH
10	32148-9	4	Nut-Clinch	22	119-8952	1	Washer-Spcl
11	87-5800-03	2	Mount-Transaxle	23	321-3	1	Screw-HH
12	106-7865	2	Mount-Engine				



Rear Axle Assembly

Ref.	Part Number	Qty.	Description	Ref.	Part Number	Qty.	Description
1	144-2176	1	Axle-Rear	14	87-7480	8	Washer
2	121-9751	2	Hub-Bearing, Wheel	15	87-3600	2	Spacer-Absorber, Shock
2:2	121-9752	5	Stud-Wheel	16	87-5330	2	Washer
3	3234-11	20	Screw-HHF	17	87-3920	8	Bushing
4	127-7424	2	Brake Caliper ASM	18	121-9774	2	Absorber-Shock
5	119-9509	2	Screw-Bleed	19	242-50	10	Nut-Lug
6	115-2362-0P	1	Bracket ASM-Caliper, LH	20	3256-27	2	Washer-Flat
7	115-2359-0P	1	Bracket ASM-Caliper, RH	21	3256-6	2	Washer-Flat
8	115-7742	1	Hitch ASM	22	99-5107	2	Nut-Lock
8:1	92-5951-03	1	Angle-Hitch	23	115-2398	8	Bolt-HH
8:2	136-1163	1	Decal-Load, Towing	24	114-8417	2	Nut-HF, NI
9	114-8351	2	Rotor-Brake	25	114-8424	2	Screw-HH
10	114-8365	1	Caliper-Mechanical, LH	26	283-85	2	Pin-Clevis
10:1	115-7847	1	Parking Brake Pad Kit	27	138-5600	2	Driveshaft ASM
11	114-8366	1	Caliper-Mechanical, RH	27:1	302-5	2	Fitting-Grease
11:1	115-7847	1	Parking Brake Pad Kit	28	80-6990	4	Washer-Hardened
12	147-2771	2	Wheel And Tire ASM	29	98-2939	4	Screw-Cap
12:1	147-2772	1	Wheel	30	104-8301	4	Nut-HF, NI
12:2	131-6673	1	Tire-Rear	31	115-2164	2	Nut-Spindle
12:3	232-27	1	Stem-Valve	34	104-6415	2	Spring-Return, Pedal
13	87-7470-0P	2	Plate - Sprg Clamp *b				



Brake Caliper Assembly No. 127-7424

<i>Ref.</i>	<i>Part Number</i>	<i>Qty.</i>	<i>Description</i>
1	133-0628	1	Brake Pad Kit
2	119-9511	1	Bracket Kit
3	133-0614	1	Piston Kit



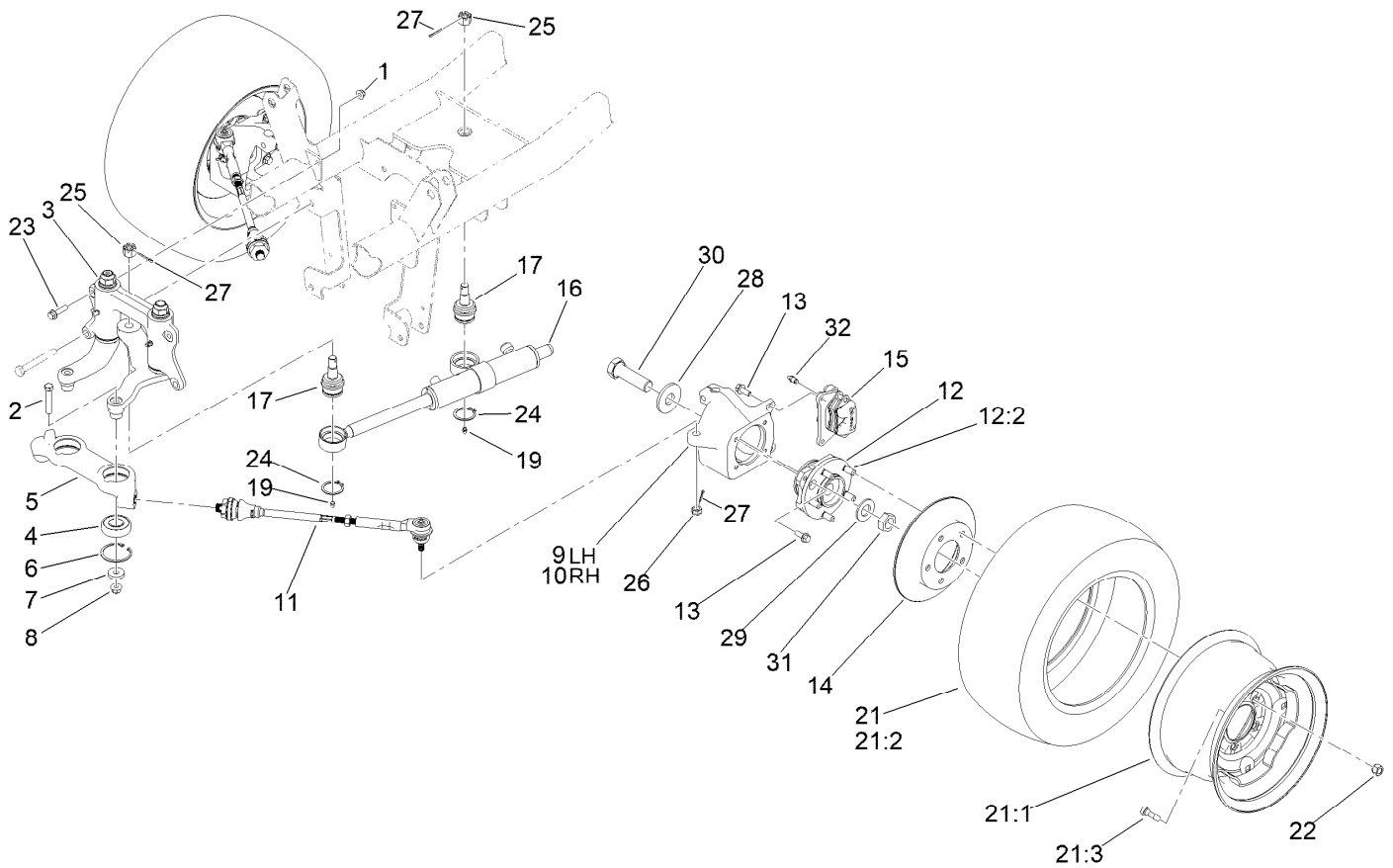
Front and Rear Brake Line Assembly

<i>Ref.</i>	<i>Part Number</i>	<i>Qty.</i>	<i>Description</i>
1	119-9682	1	Front Brake Line ASM
2	119-9681	1	Rear Brake Line ASM
3	32144-70	1	Screw-HWHTF
4	321-6	3	Screw-HH
5	104-7201	3	Nut-HF, NI
6	3234-21	3	Screw-HHF
7	32128-33	3	Nut-HF
8	115-2341	8	Washer-Banjo
9	120-4875	4	Bolt-Flange, Banjo



Front Suspension Assembly

Ref.	Part Number	Qty.	Description	Ref.	Part Number	Qty.	Description
1	137-1693	1	Control Arm-LH	11	119-6725	2	Link, Anti-Sway Bar
1:1	87-0160-03	1	Tower-Control Arm, LH	12	87-3920	24	Bushing
1:2	33-3090	2	Bushing	13	133-0633-0P	1	Bar-Anti-Sway, HD
1:3	302-11	1	Fitting-Lube, 45 DEG	15	87-3910	2	Bushing-Rubber
2	137-1692	1	Control Arm-RH	16	87-4010	2	Clamp, Anti-Sway Bar
2:1	87-0150-03	1	Tower-Control Arm, RH	17	87-3890	2	Bracket, Anti-Sway Bar
2:2	33-3090	2	Bushing	18	3231-25	4	Bolt-CARR
2:3	302-11	1	Fitting-Lube, 45 DEG	19	104-8301	12	Nut-HF, NI
4	3234-39	8	Screw-HHF	20	119-6724	2	Link-Stabilizer
5	87-2500	2	Sleeve-Spring, Pivot	21	324-10	8	Screw-HH
6	105-7958	2	Spring Cradle ASM	22	140-2566	2	Spring-Compression
6:2	93-9879	1	Decal-Warning	24	121-9774	2	Absorber-Shock
7	325-13	2	Screw-HH	25	324-13	2	Screw-HH
8	99-5107	4	Nut-Lock	26	3256-6	2	Washer-Flat
9	87-3600	10	Spacer-Absorber, Shock	27	3256-27	2	Washer-Flat
10	87-5330	12	Washer	28	114-8417	10	Nut-HF, NI



Steering and Front Wheel Assembly

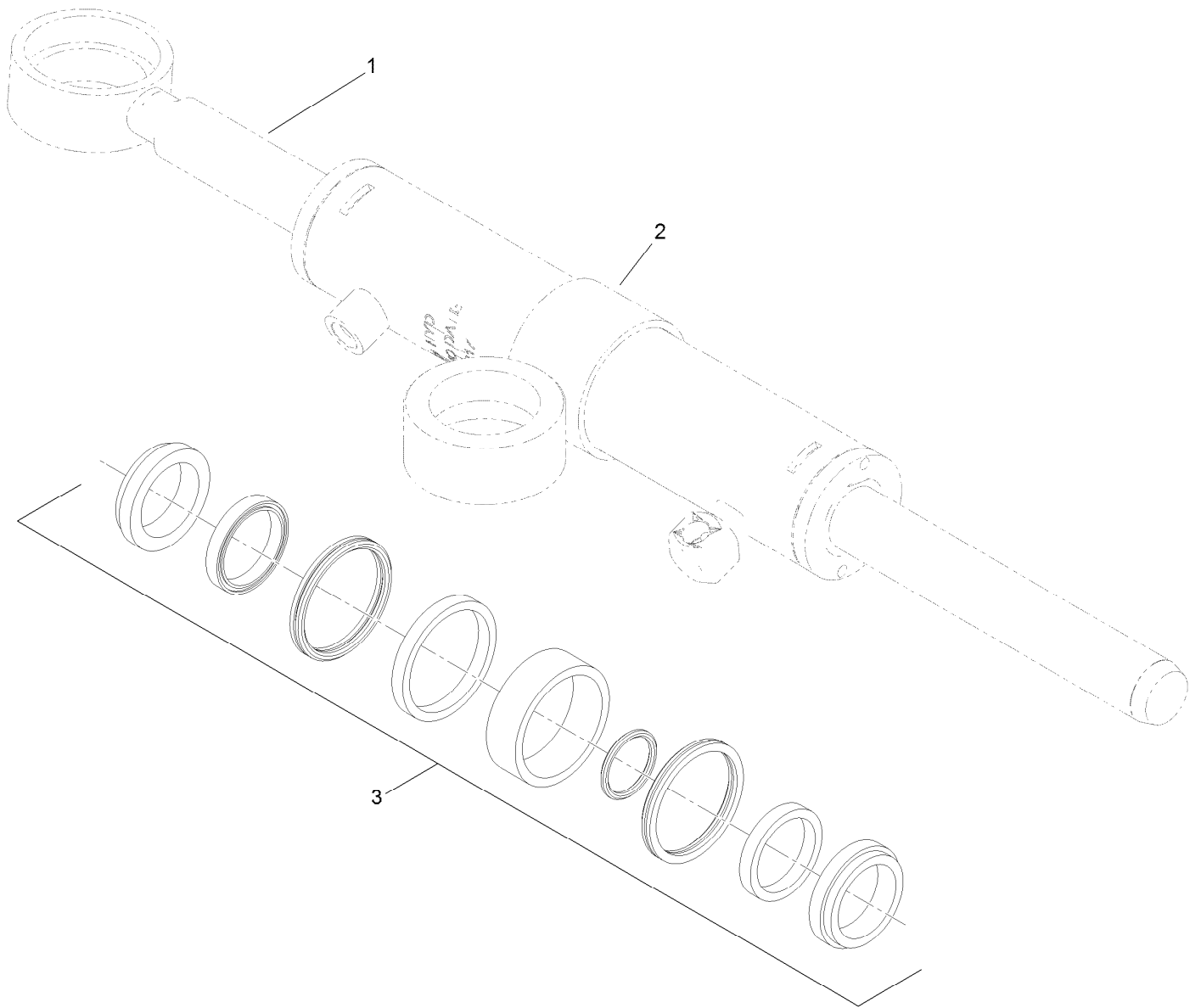
Ref.	Part Number	Qty.	Description	Ref.	Part Number	Qty.	Description
1	104-8301	2	Nut-HF, NI	17	106-6774	2	Joint-Ball
2	324-10	2	Screw-HH	19	302-5	2	Fitting-Grease
3		1	Steering Linkage ASM ●	21	147-2769	2	Wheel And Tire ASM
4	119-9548	2	Bearing-Ball	21:1	147-2770	1	Wheel
5	114-8296	1	Link-Center	21:2	131-6670	1	Tire
6	32120-22	2	Ring-Snap, Internal	21:3	232-27	1	Stem-Valve
7	112843	2	Washer	22	242-50	10	Nut-Lug
8	114-8417	2	Nut-HF, NI	23	114-4681	2	Screw-HHF
9	119-9513	1	Knuckle-LH	24	32151-104	2	Ring-Retaining, External
10	119-9514	1	Knuckle-RH	25	32136-14	2	Nut-Hst
11	114-8356	2	Tie Rod ASM	26	32136-3	2	Nut-SHH
12	121-9751	2	Hub-Bearing, Wheel	27	3272-11	4	Pin-Cotter
12:2	121-9752	5	Stud-Wheel	28	104-0719	2	Washer-Hardened
13	3234-11	12	Screw-HHF	29	3256-62	2	Washer-Flat
14	114-8351	2	Rotor-Brake	30	115-2173	2	Screw-HH
15	127-7424	2	Brake Caliper ASM	31	3296-49	2	Nut-Lock, NI
16	112-3217	1	HYD Cylinder ASM	32	119-9509	2	Screw-Bleed

● Not serviced separately



Steering Linkage Assembly

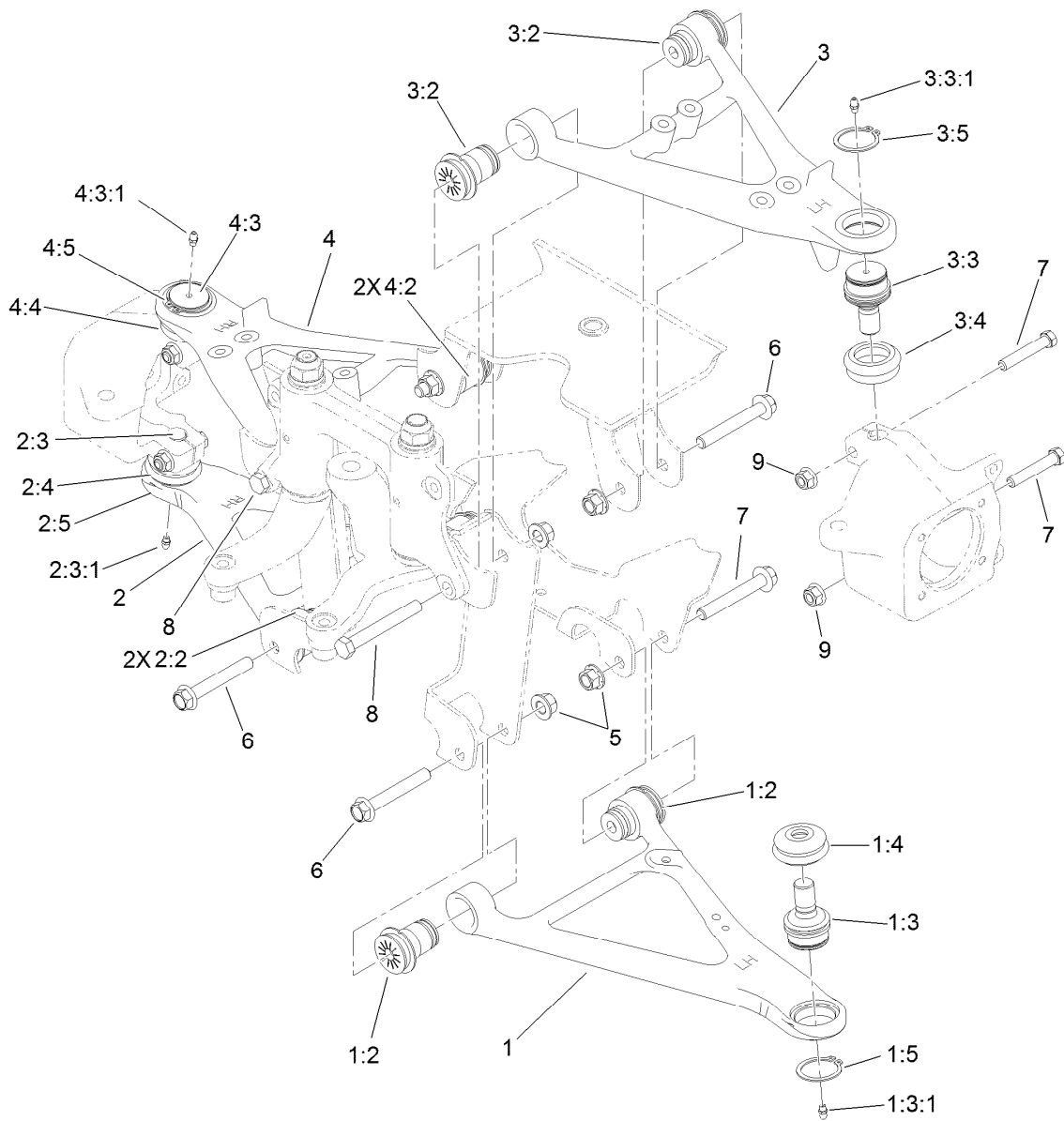
Ref.	Part Number	Qty.	Description
1	132-6767	1	Mount-Pivot, W/Bushings
7	115-2164	2	Nut-Spindle
9	302-60	2	Fitting-Grease
10	132-0794	1	Idler Arm ASM
10:1	132-0792	1	Idler Arm And Thrust Washer ASM
10:2	93-7510	1	Ring-Quad
10:3	131-3499	1	O-Ring
11	132-0795	1	Pitman Arm ASM
11:1	132-0793	1	Pitman Arm And Thrust Washer ASM
11:2	93-7510	1	Ring-Quad
11:3	131-3499	1	O-Ring



Hydraulic Cylinder Assembly No. 112-3217

<i>Ref.</i>	<i>Part Number</i>	<i>Qty.</i>	<i>Description</i>
1		1	Rod-Cylinder ●
2		1	Body-Cylinder ●
3	115-2160	1	Cylinder Repair Kit

● Not serviced separately



Front Control Arm Assembly

Ref.	Part Number	Qty.	Description	Ref.	Part Number	Qty.	Description
1	115-2405	1	Lower LH Control Arm ASM	3:3:1	302-5	1	Fitting-Grease
1:2	87-1450	2	Bushing-Flange	3:4	87-2420	1	Seal-Joint, Ball
1:3	115-2165	1	Ball Joint	3:5	32151-104	1	Ring-Retaining, External
1:3:1	302-5	1	Fitting-Grease	4	115-2406	1	Upper RH Control Arm ASM
1:4	87-2420	1	Seal-Joint, Ball	4:2	87-1450	2	Bushing-Flange
1:5	32151-104	1	Ring-Retaining, External	4:3	115-2165	1	Ball Joint
2	115-2407	1	Lower RH Control Arm ASM	4:3:1	302-5	1	Fitting-Grease
2:2	87-1450	2	Bushing-Flange	4:4	87-2420	1	Seal-Joint, Ball
2:3	115-2165	1	Ball Joint	4:5	32151-104	1	Ring-Retaining, External
2:3:1	302-5	1	Fitting-Grease	5	99-5107	8	Nut-Lock
2:4	87-2420	1	Seal-Joint, Ball	6	114-8419	6	Screw-HHF
2:5	32151-104	1	Ring-Retaining, External	7	324-10	4	Screw-HH
3	115-2404	1	Upper LH Control Arm ASM	8	325-17	2	Screw-HH
3:2	87-1450	2	Bushing-Flange	9	114-8417	4	Nut-HF, NI
3:3	115-2165	1	Ball Joint				



Brake and Clutch Pedal Assembly

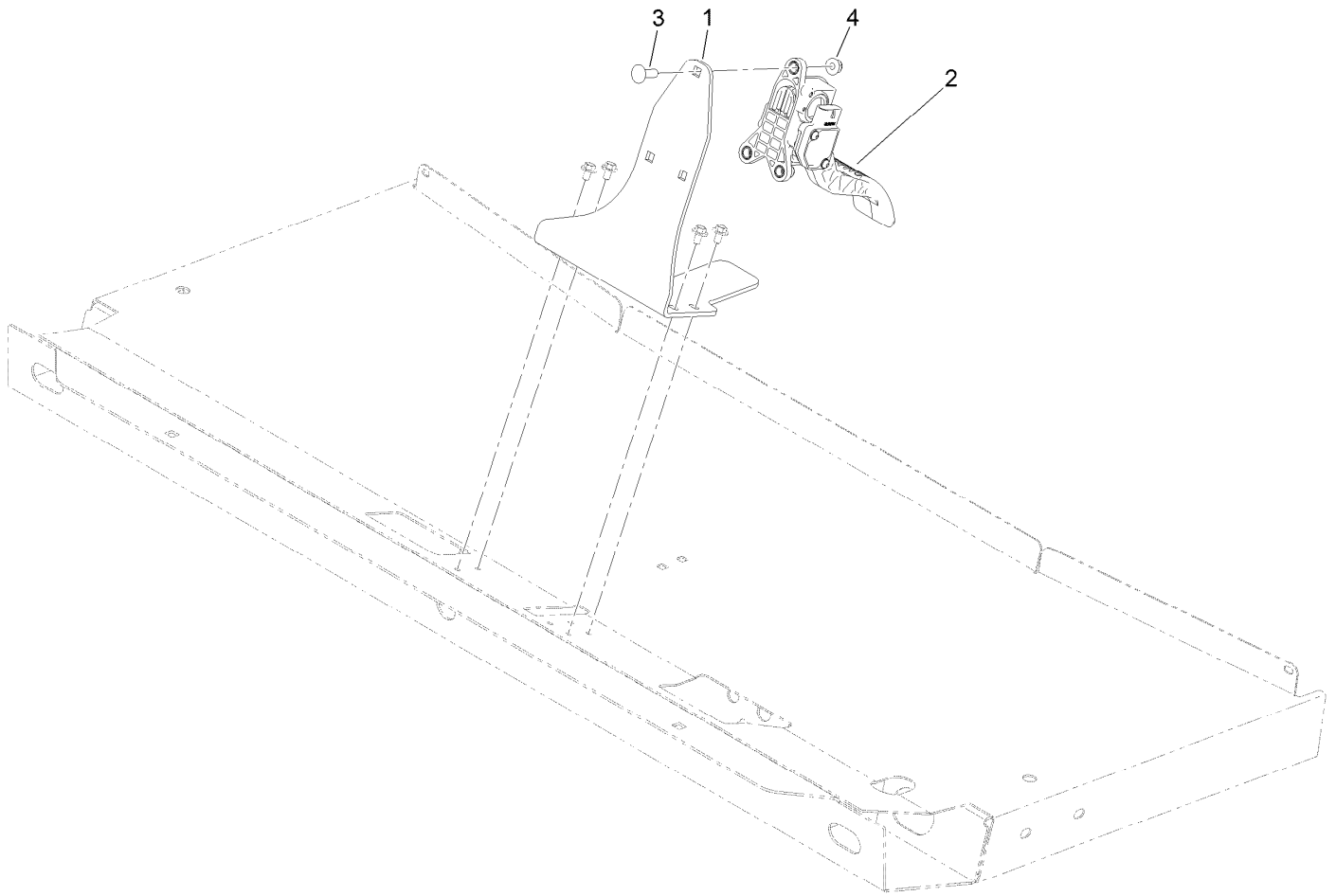
Ref.	Part Number	Qty.	Description
1	127-7357-03	1	Pedal-Clutch
2	115-2269	1	Pin-Pivot
3	120-5023-03	1	Pedal-Brake
4	256-156	4	Bushing-Flange
5	104-6782	1	Master Cylinder ASM
6	3234-11	2	Screw-HHF
7	104-8301	2	Nut-HF, NI
8	283-2	1	Pin-Clevis
9	3272-10	1	Pin-Cotter
10	137-6729	1	Shaft-Brake
11	63-3410	2	Screw-Shoulder

Ref.	Part Number	Qty.	Description
12	32128-33	2	Nut-HF
13	95-1653	1	Switch-Pole, Single
15	110-2554	1	Rod End-Spherical
16	302-5	1	Fitting-Grease
17	3256-21	4	Washer-Flat
18	3269-25	4	Rivet-Pop
19	105-0023	1	Switch-Proximity
20	115-2284	1	Cable-Clutch
21	3296-13	1	Nut-Lock, NI
22	49-2040	4	Screw-HWHTF
23	302-60	1	Fitting-Grease



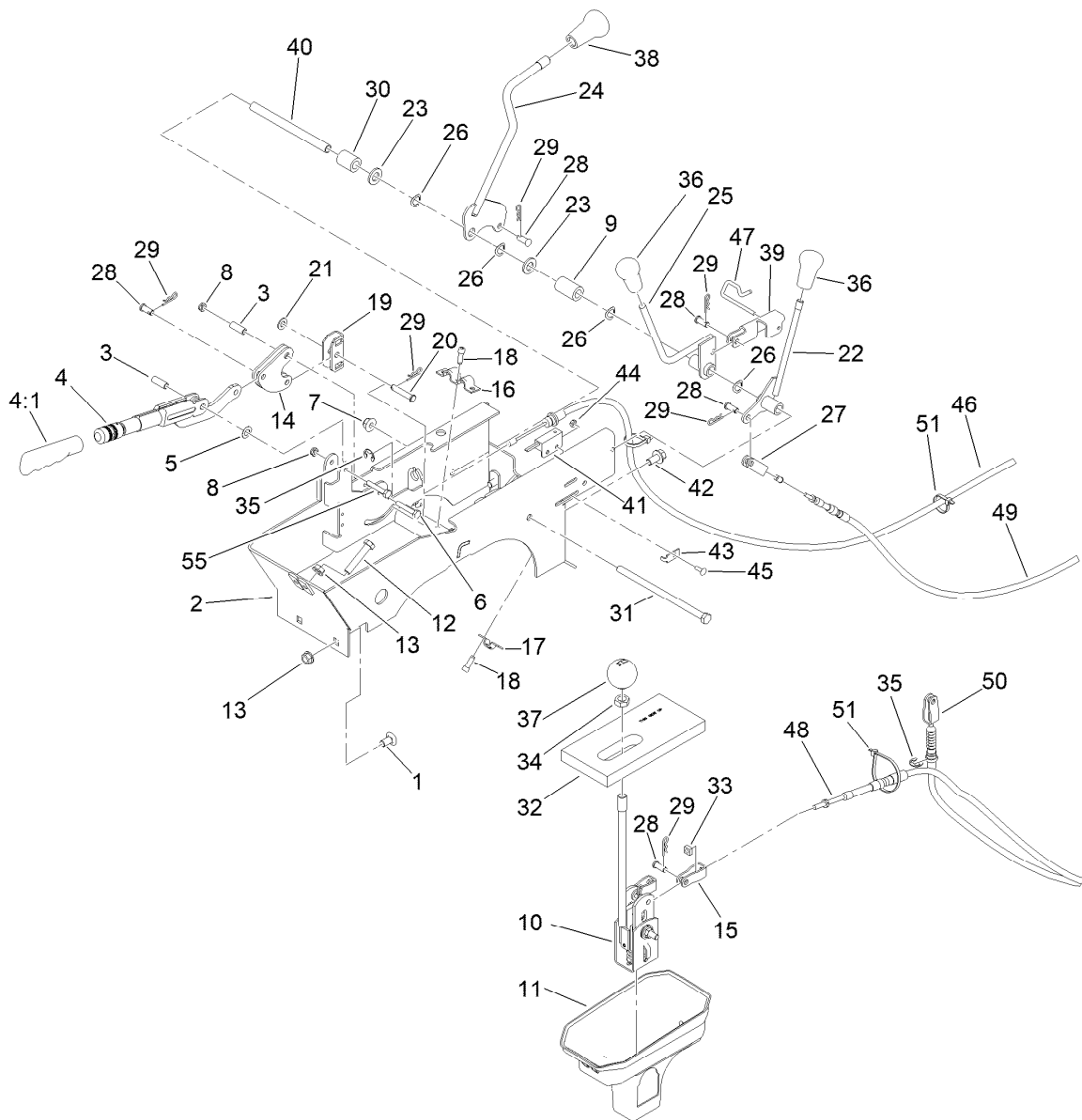
Master Cylinder Assembly No. 104-6782

Ref.	Part Number	Qty.	Description
1	104-6845	1	Reservoir ASM
1:1	92-4112	1	Cap ASM
2	93-8971	2	Seal-Port, Flange
3	92-4103	1	Pin-Stop
4	92-4102	1	Secondary Piston ASM
5	92-4110	1	Clevis
6	21-0360	1	Nut-Hex
7	94-5209	1	Cover-Dust
8	94-5210	1	Rod-Push
9	92-4109	1	Ring-Snap
10	92-4108	1	Retainer-Washer
11	92-4101	1	Primary Piston ASM



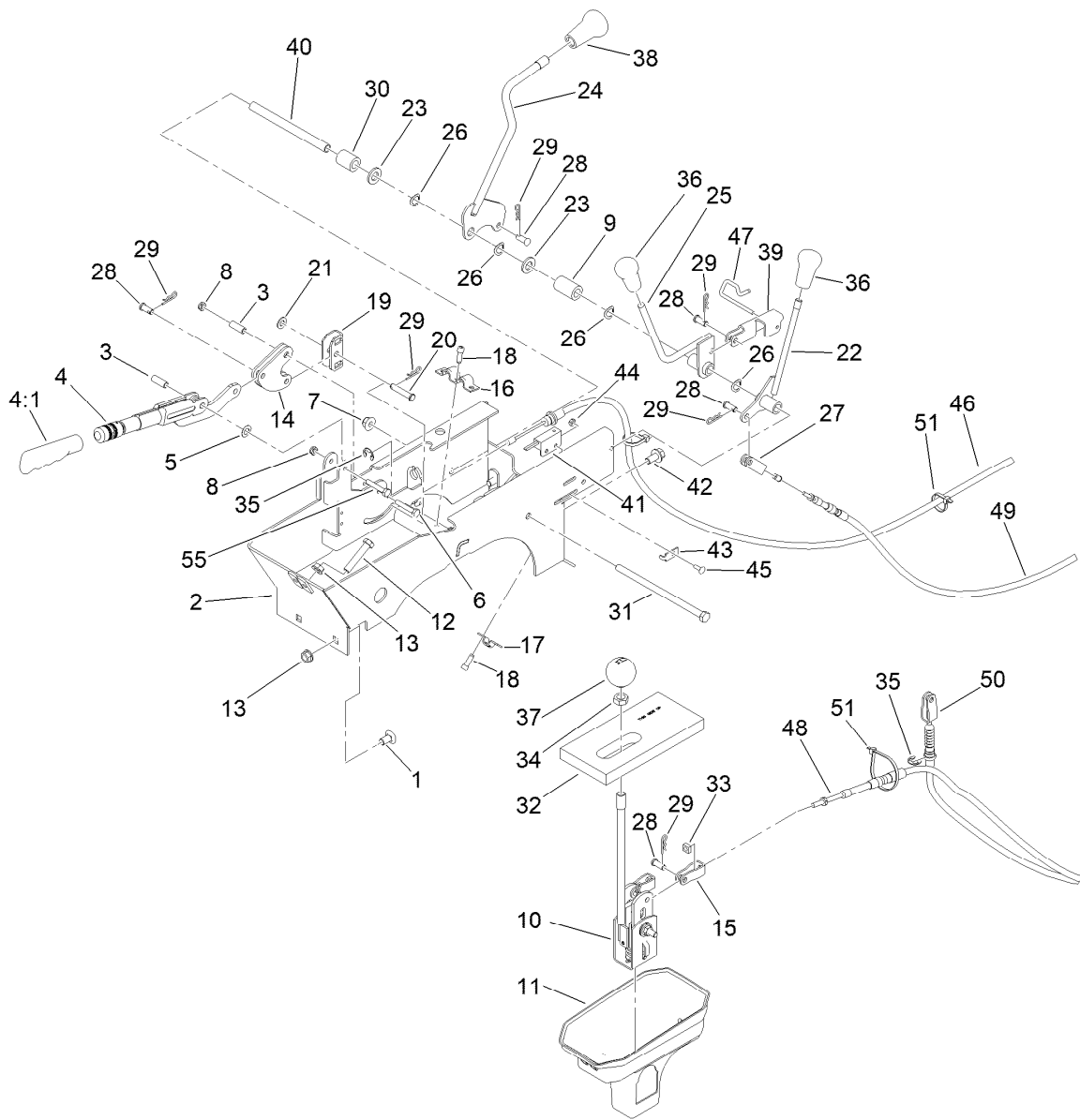
Accelerator Assembly

<i>Ref.</i>	<i>Part Number</i>	<i>Qty.</i>	<i>Description</i>
1	132-6711-03	1	Bracket-Mount, Pedal
2	121-9675	1	Pedal-Accelerator
3	3230-22	3	Screw-CARR
4	104-8300	3	Nut-HF, NI



Console Assembly

Ref.	Part Number	Qty.	Description	Ref.	Part Number	Qty.	Description
1	3231-21	2	Screw-CARR	21	3256-23	1	Washer-Plain
2	108-6914-03	1	Support-Lever	22	106-7828	1	Lever
3	114402	2	Spacer	23	33096-00	2	Washer-Flat
4	127-8863	1	Lever-Brake, Park	24	131-3479	1	Lever-Lock, Differential
4:1	127-8864	1	Grip-Handle	25	106-7960	1	Lever-HYD
5	3290-477	1	Washer-Curved	26	3290-221	4	Washer-Spring
6	321-37	1	Screw-HH	27	87-7160	1	Clevis-Cable
7	104-8301	1	Nut-HF, NI	28	283-62	6	Pin-Clevis
8	3296-56	2	Nut-Lock, NI	29	3290-307	7	Pin-Cotter
9	120-5037	1	Spacer	30	66-6501	1	Spacer-Wheel
10	106-7887	1	Shift ASM	31	323-36	1	Screw-HH
11	106-2376	1	Boot-Shift, Lower	32	87-6570	1	Seal-Boot, Lower
12	323-10	2	Screw-HH	33	140-4804	2	Nut-Square
13	3290-357	4	Nut-HSF	34	3218-18	1	Nut-Jam
14	106-7814	2	Bellcrank	35	32120-47	3	Ring-Retaining, External
15	87-2310	2	Clevis-Cable	36	106-7903	2	Knob-Control
16	87-4960	1	Clamp-Cable	37	87-6720	1	Knob-Shift
17	87-4340	1	Clamp-Cable	38	106-7952	1	Knob
18	65-5221	5	Screw-Hshtf	39	115-2250	1	Link
19	87-3480	1	Bracket-Equalizer, Cable	40	106-7833	1	Spacer
20	94-3829	1	Pin-Clevis	41	100-1270	1	Switch-Proximity



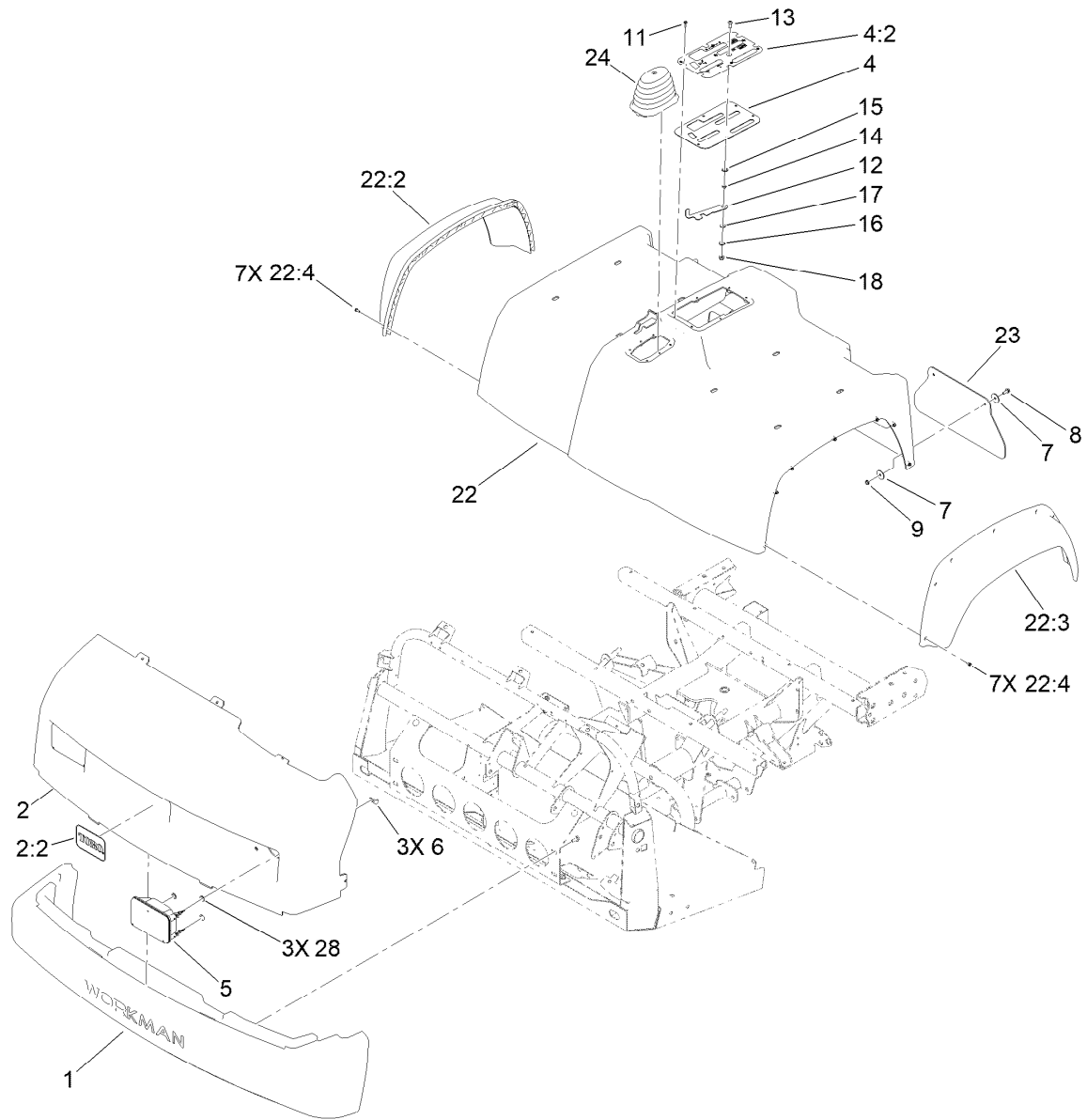
Console Assembly (continued)

<i>Ref.</i>	<i>Part Number</i>	<i>Qty.</i>	<i>Description</i>	<i>Ref.</i>	<i>Part Number</i>	<i>Qty.</i>	<i>Description</i>
42	3234-12	2	Screw-HHF	48	121-6327	2	Cable-Selector, Gear
43	100-4872	1	Plate-Switch, Neutral	49	115-7812	1	Cable-Hi Low
44	3296-2	1	Nut-Lock, NI	50	115-2287	1	Cable-Lock, Differential
45	3229-34	1	Screw-CARR	51	3290-379	5	Tie-Cable
46	115-2283	2	Cable-Brake, Park	55	321-9	1	Screw-HH
47	115-2350	1	Pin-Retainer				



Shift Assembly No. 106-7887

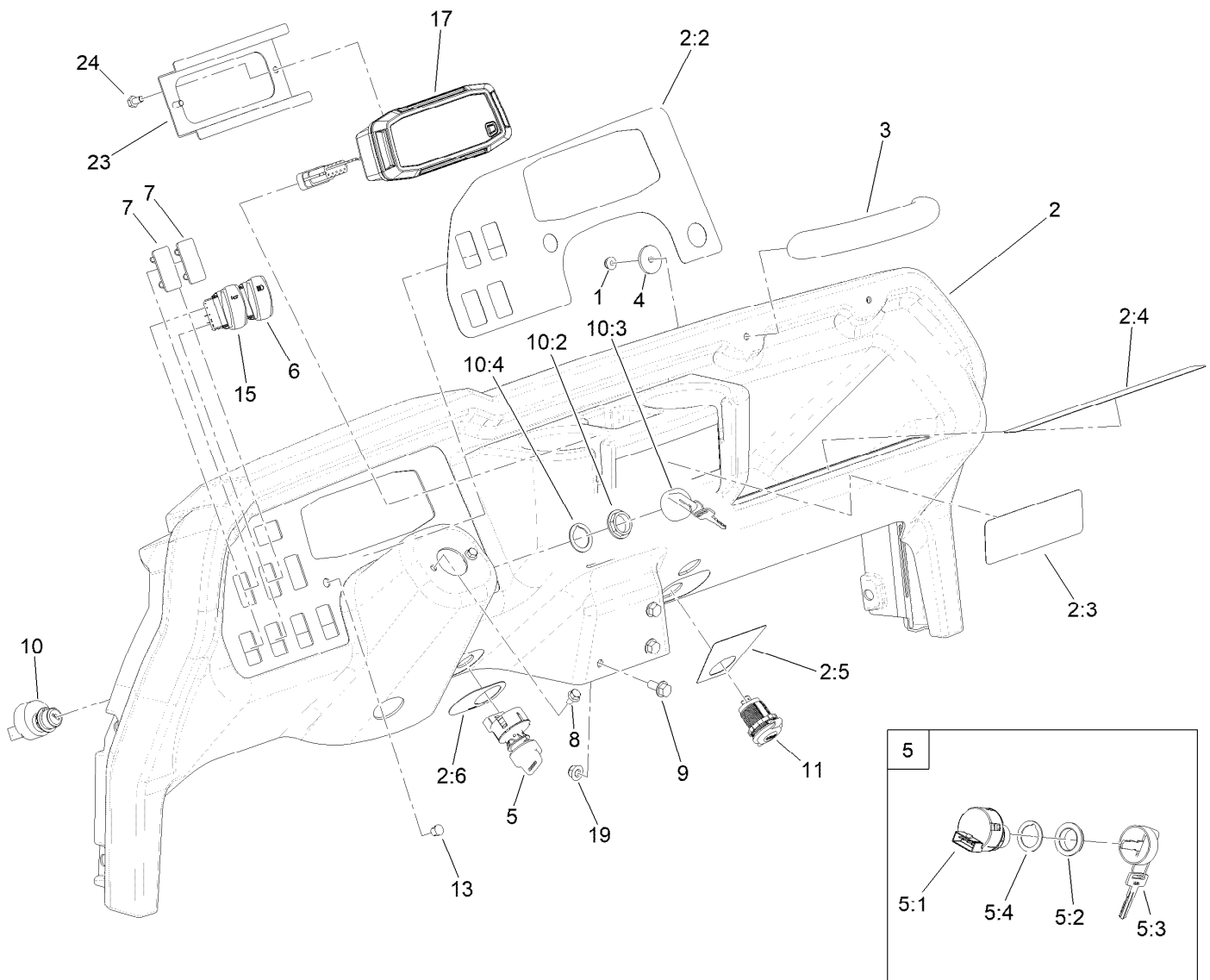
<i>Ref.</i>	<i>Part Number</i>	<i>Qty.</i>	<i>Description</i>
1	131-3469	1	Lever-Shift
2	87-3650	1	Pin-Shift
3	87-3540	2	Link-Shift
4	87-2520	1	Tube-Pivot
5	87-2900	1	Spring-Compression
6	87-8640	1	Washer-Flat
7	322-12	1	Screw-HH
8	87-3530	1	Button-Shifter
9	87-3660	1	Spring-Compression
10	3290-507	1	Pin-Dowel
11	87-3520	1	Clevis
12	32121-48	1	Pin-Spring
13	87-6040	1	Bracket-Shifter
14	3290-456	2	Washer-Belleville
15	104-8300	1	Nut-HF, NI



Bumper, Hood and Seat Base Assembly

Ref.	Part Number	Qty.	Description
1	112-3185	1	Bumper
2	145-2284	1	Hood ASM
2:2	117-4950	1	Decal
4	106-7886	1	Control Plate ASM
4:2	106-2377	1	Decal-Console
5	138-9260	2	Headlight ASM
6	114-8341	6	Clip-Speed
7	3256-55	8	Washer-Flat
8	3234-4	4	Screw-HHF
9	104-7201	4	Nut-HF, NI
11	98-1375	6	Screw-HWH
12	106-7984	1	Lever-Detent
13	3274-55	1	Screw-HSBH

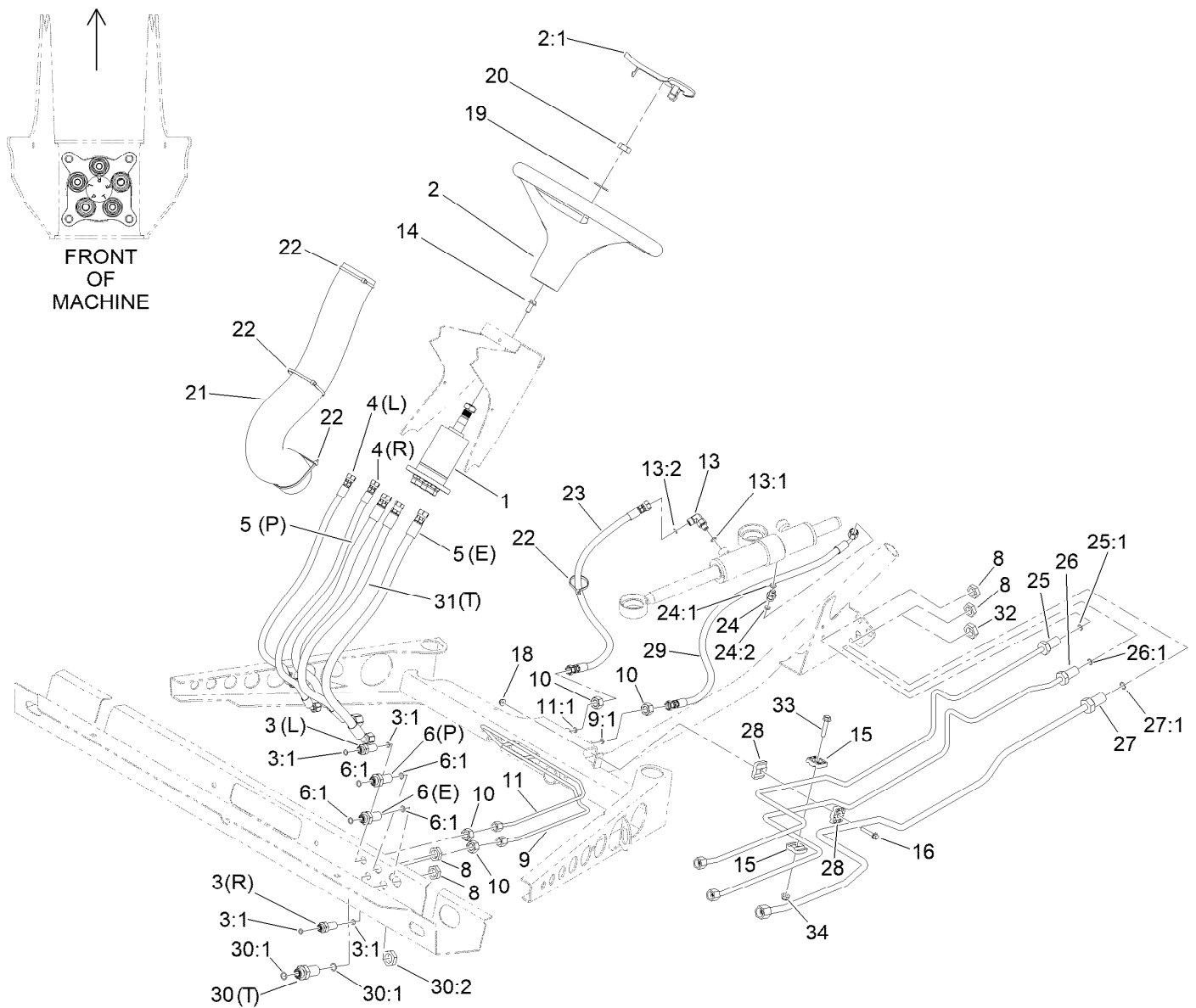
Ref.	Part Number	Qty.	Description
14	82-4240	1	Spacer-Bearing
15	94-8196	1	Washer-Nylon
16	3290-221	1	Washer-Spring
17	3256-23	1	Washer-Plain
18	104-8300	1	Nut-HF, NI
22	133-0566	1	Seatbase ASM
22:2	114-8407	1	Fender-Front, RH
22:3	114-8408	1	Fender-Front, LH
22:4	117-5036	14	Screw-Plastic, HWH
23	106-2378	2	Mudflap
24	117-8063	1	Boot-Shift
28	112-6957	6	Washer-Hardened



Dash Assembly

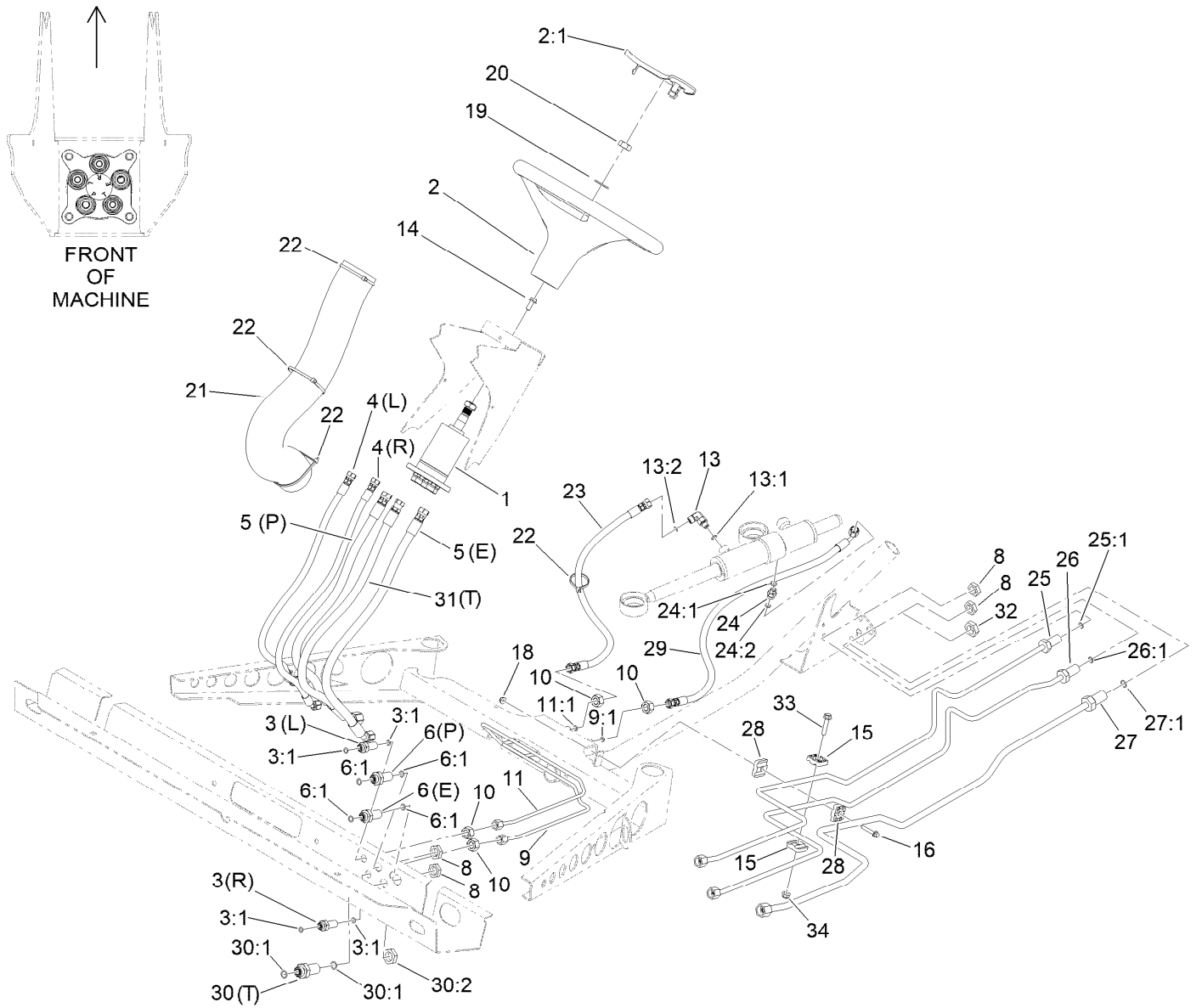
Ref.	Part Number	Qty.	Description	Ref.	Part Number	Qty.	Description
1	104-7201	2	Nut-HF, NI	7	99-7420	2	Plug-Hole
2	145-2283	1	Dash ASM	8	33103-012	2	Screw-HHF
2:2	145-2276	1	Decal-Control Panel, HD	9	3234-5	3	Screw-HHF
2:3	121-9776	1	Decal-Danger, Vehicle (CE)	10	106-5269	1	Ignition Switch ASM
2:4	115-2282	1	Decal-Warning, Dash	10:2	108-8660	1	Nut-Mounting
2:5	145-2282	1	Decal-USB	10:3	106-5270	1	Ignition Key Set
2:6	106-2355	1	Decal-Switch, Supervisor	10:4	108-8659	1	Washer-Backup
3	117-4948	1	Handle-Grab	11	131-8388	1	Socket-USB
4	103995	2	Washer	13	104-9368	1	Plug-Dome
5	110-2580	1	Switch-Key, Supervisor	15	144-2415	1	Switch-Rocker, (On)-None-Off
5:1		1	Switch-Key ●	17	145-2080	1	Cluster-Instrument
5:2	108-8660	1	Nut-Mounting	19	104-8300	3	Nut-HF, NI
5:3	110-5221	1	Set-Key, Supervisor	23	140-4556-0P	1	Retainer-Display
5:4	108-8659	1	Washer-Backup	24	321-2	2	Screw-HH
6	144-2405	1	Switch-Rocker, On-None-On				

● Not serviced separately



Steering Hydraulic Assembly

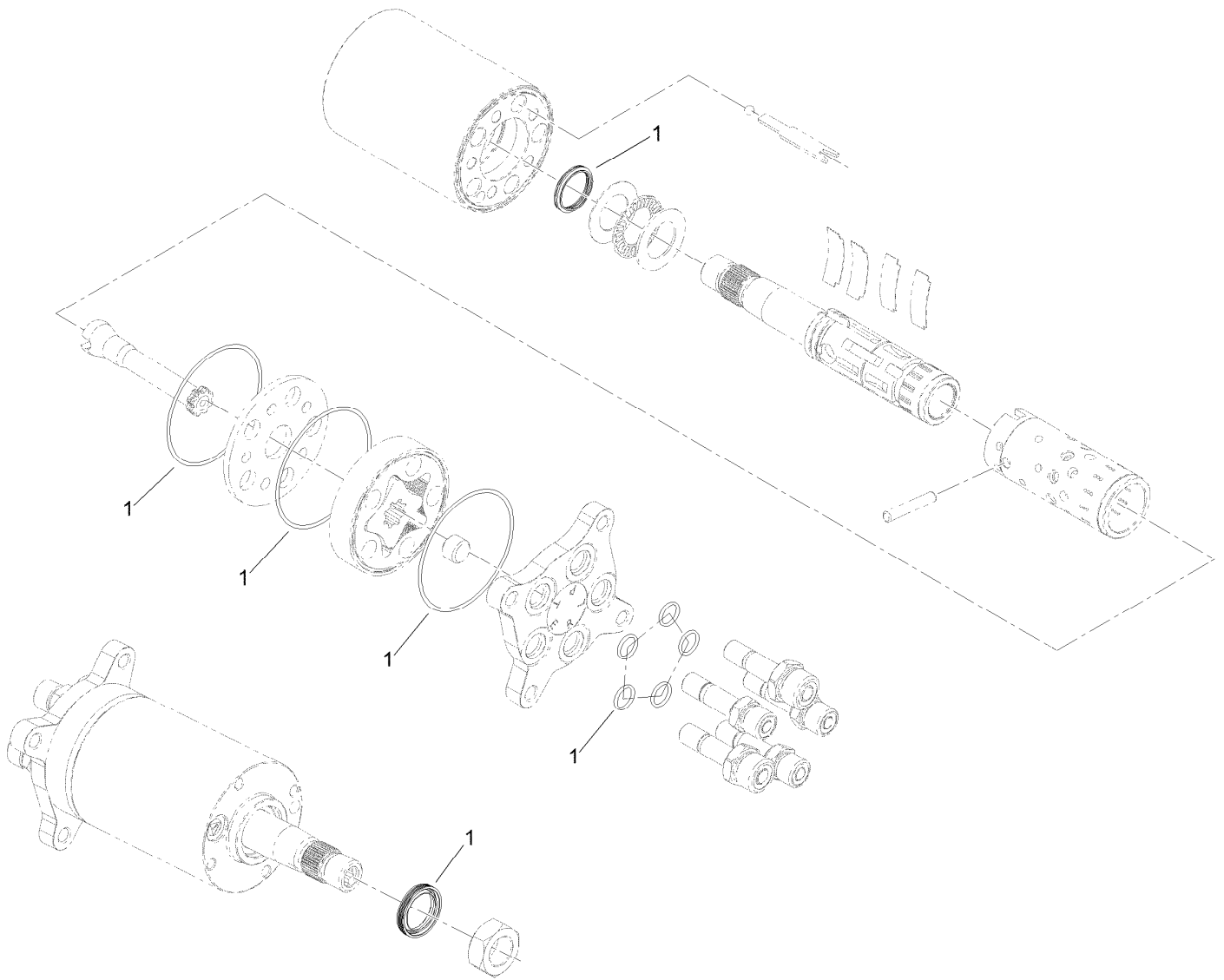
Ref.	Part Number	Qty.	Description	Ref.	Part Number	Qty.	Description
1	147-3119	1	Valve-Steering Unit	18	104-7201	1	Nut-HF, NI
2	98-1471	1	Wheel-Steering	19	3256-27	1	Washer-Flat
2:1	98-1468	1	Cover-Wheel, Steering	20	3296-33	1	Nut-Lock, NI
3	94-1444	2	Union-Bulkhead	21	106-6713	1	Cover-Lines, Steering
3:1	237-21	2	O-Ring	22	3290-379	4	Tie-Cable
4	147-7988	2	Hose ASM, HYD HP	23	147-7990	1	Hose ASM, HYD HP Sa
5	147-7989	2	Hose ASM, HYD HP	24	340-92	1	Fitting-Straight
6	340-71	2	Fitting-Straight, Bulkhead	24:1	237-78	1	O-Ring
6:1	237-22	2	O-Ring	24:2	237-21	1	O-Ring
8	340-70	4	Nut-Lock	25	115-7701	1	Tube-HYD
9	106-7804	1	Tube-HYD	25:1	237-22	1	O-Ring
9:1	237-21	1	O-Ring	26	147-7969	1	Hydraulic Tube ASM
10	3219-10	4	Nut-Hex	26:1	237-22	1	O-Ring
11	106-7806	1	Tube-HYD	27	147-7968	1	Hydraulic Tube ASM
11:1	237-21	1	O-Ring	27:1	237-30	1	O-Ring
13	340-132	1	Fitting-Elbow, 90 DEG	28	56-7973	2	Clamp-Tube
13:1	237-78	1	O-Ring	29	147-7991	1	Hose ASM, HYD HP
13:2	237-21	1	O-Ring	30	340-161	1	Fitting-Bulkhead
14	98-7977	4	Screw-HHF	30:1	237-30	2	O-Ring
15	56-7972	2	Clamp-Tube	30:2	340-127	1	Nut-Bulkhead
16	94-5781	1	Screw-HHF	31	147-8188	1	Hose-HYD HP



Steering Hydraulic Assembly (continued)

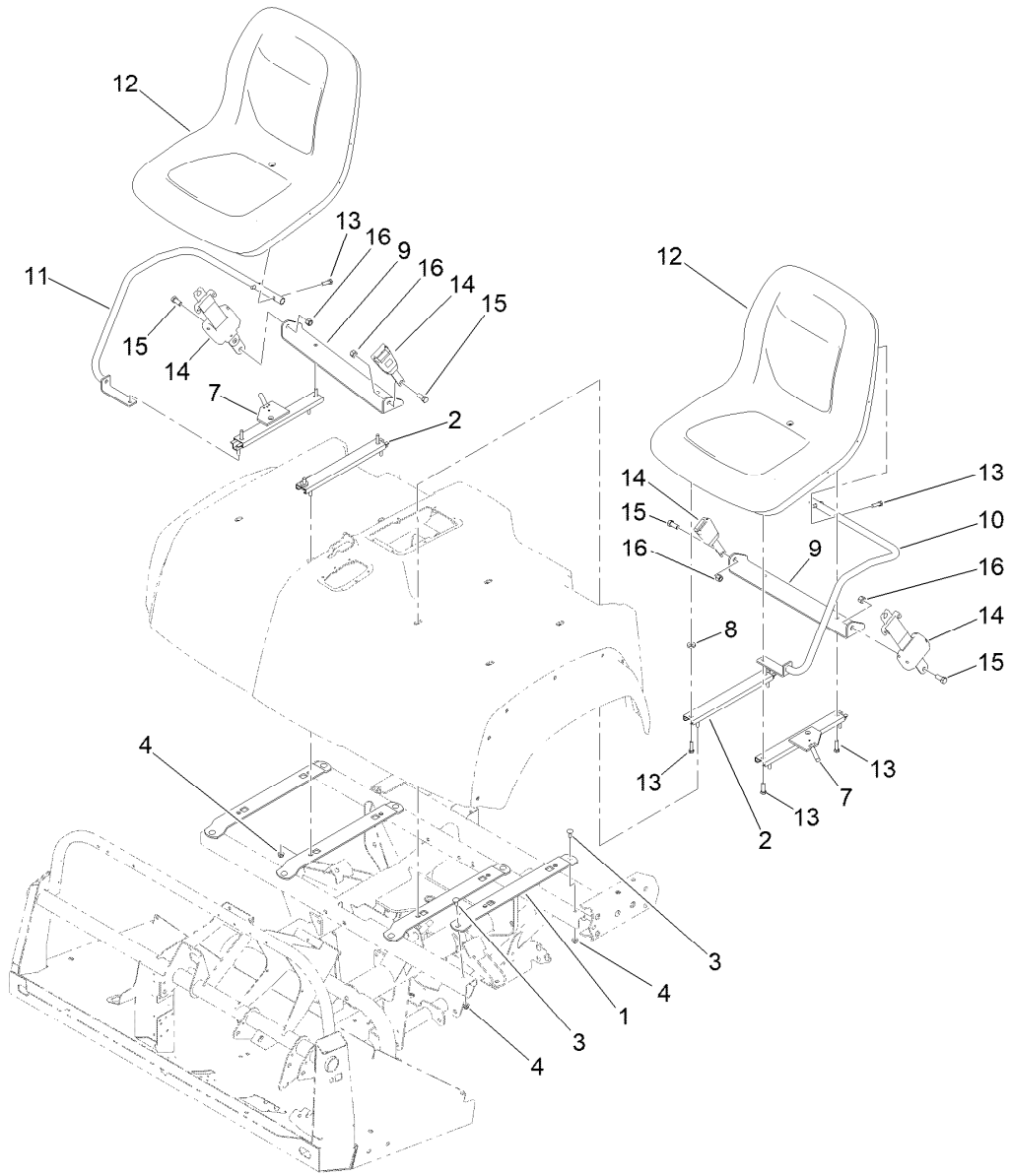
Ref.	Part Number	Qty.	Description
32	340-127	1	Nut-Bulkhead

Ref.	Part Number	Qty.	Description
33	115-1794	1	Screw-HHF
34	104-8300	1	Nut-HF, NI



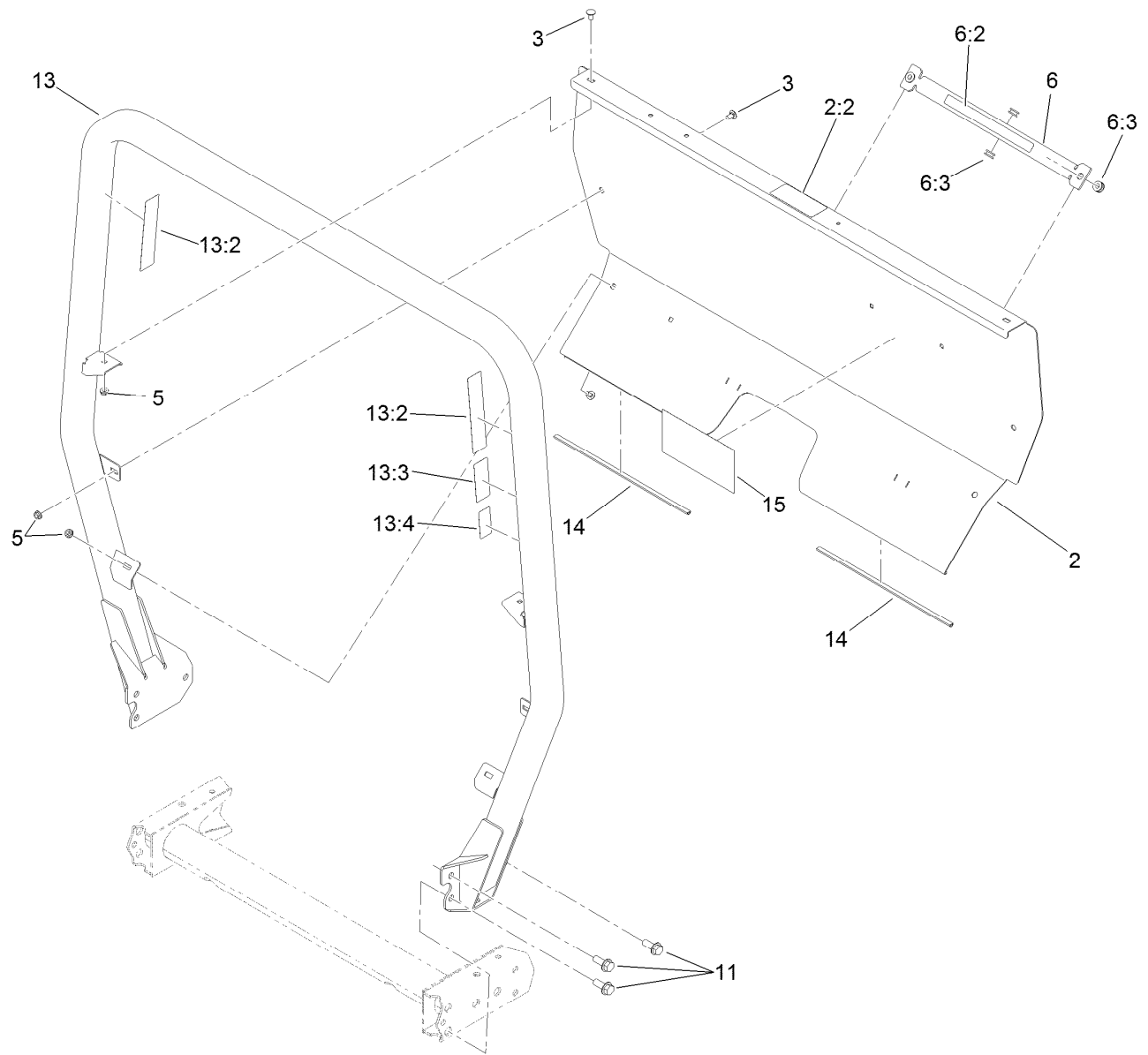
Steering Valve Assembly No. 147-3119

<i>Ref.</i>	<i>Part Number</i>	<i>Qty.</i>	<i>Description</i>
1	147-8198	1	Seal Kit



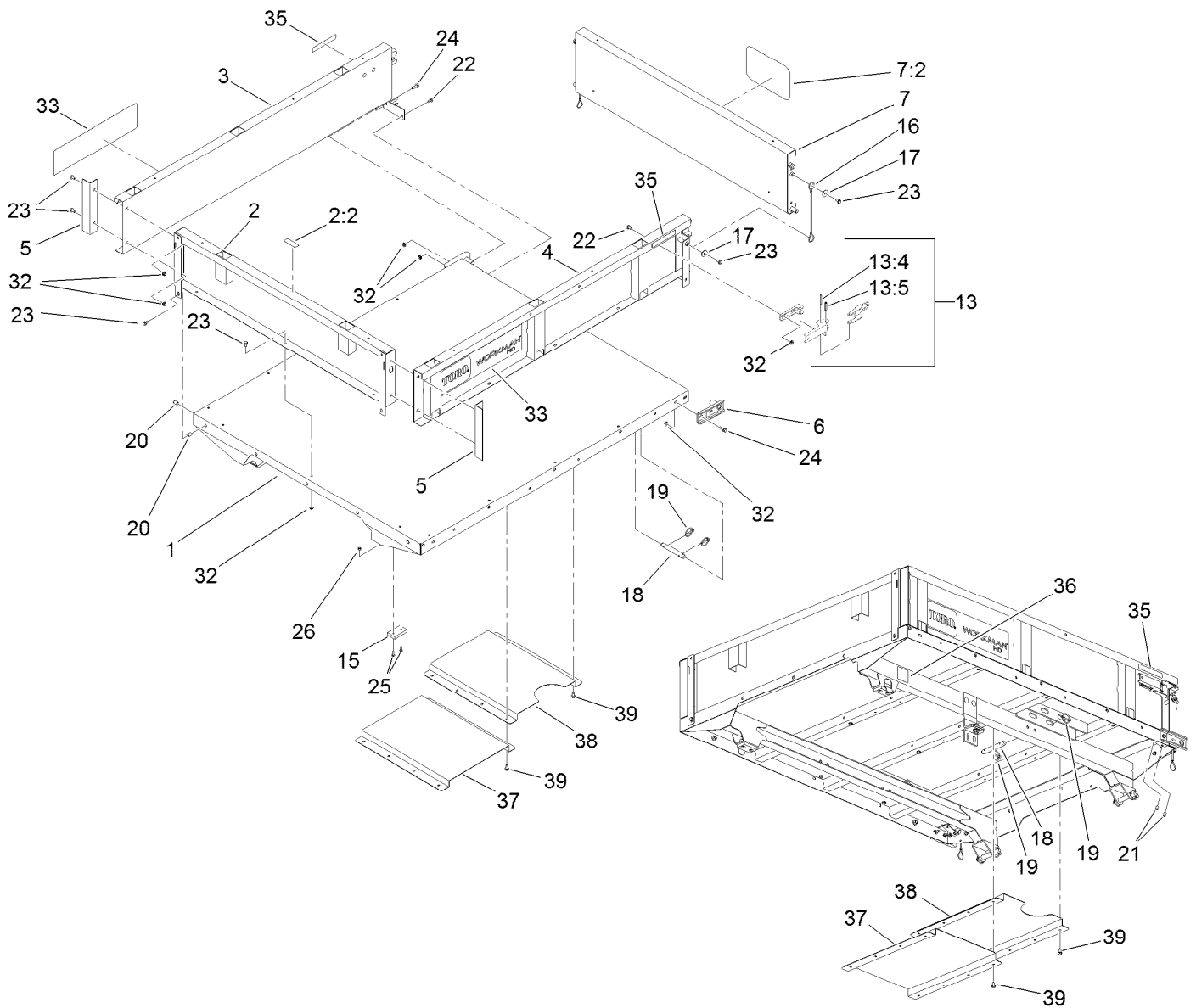
Seat Assembly

Ref.	Part Number	Qty.	Description
1	115-2435-0P	4	Bracket-Seat
2	92-8990	2	Adjuster-Seat, Non-Locking
3	3230-1	8	Bolt-CARR
4	104-8300	16	Nut-HF, NI
7	92-8991	2	Adjuster (W/Latch)
8	104-7658	2	Spacer
9	119-0727-03	2	Bracket-Belt, Seat
10	140-6359	1	Armrest LH
11	140-6360	1	Armrest-RH
12	133-0577	2	Seat ASM
13	33114-030	12	Screw-HH
14	110-0413	2	Seatbelt-Retractable
15	3212-4	4	Screw-HH
16	3296-7	4	Nut-Lock



Roll-Over Protection System Assembly

<i>Ref.</i>	<i>Part Number</i>	<i>Qty.</i>	<i>Description</i>
2	115-2213	1	ROPS Cover ASM
2:2	105-4215	1	Decal-Caution
3	3230-18	6	Screw-CARR
5	32128-20	6	Nut-HF
6	105-7960	1	Bed Support ASM
6:2	93-9852	1	Decal-Warning
6:3	92-5972	4	Grommet-Rubber
11	3234-38	6	Screw-HHF
13	115-7910	1	ROPS ASM
13:2	106-7767	2	Decal-ROPS
13:3	93-9850	1	Decal-ROPS, CE
13:4	117-4969	1	Decal-ROPS, ISO
14	127-7382	2	Seal-ROPS
15	115-7814	1	Decal-Reference, Quick



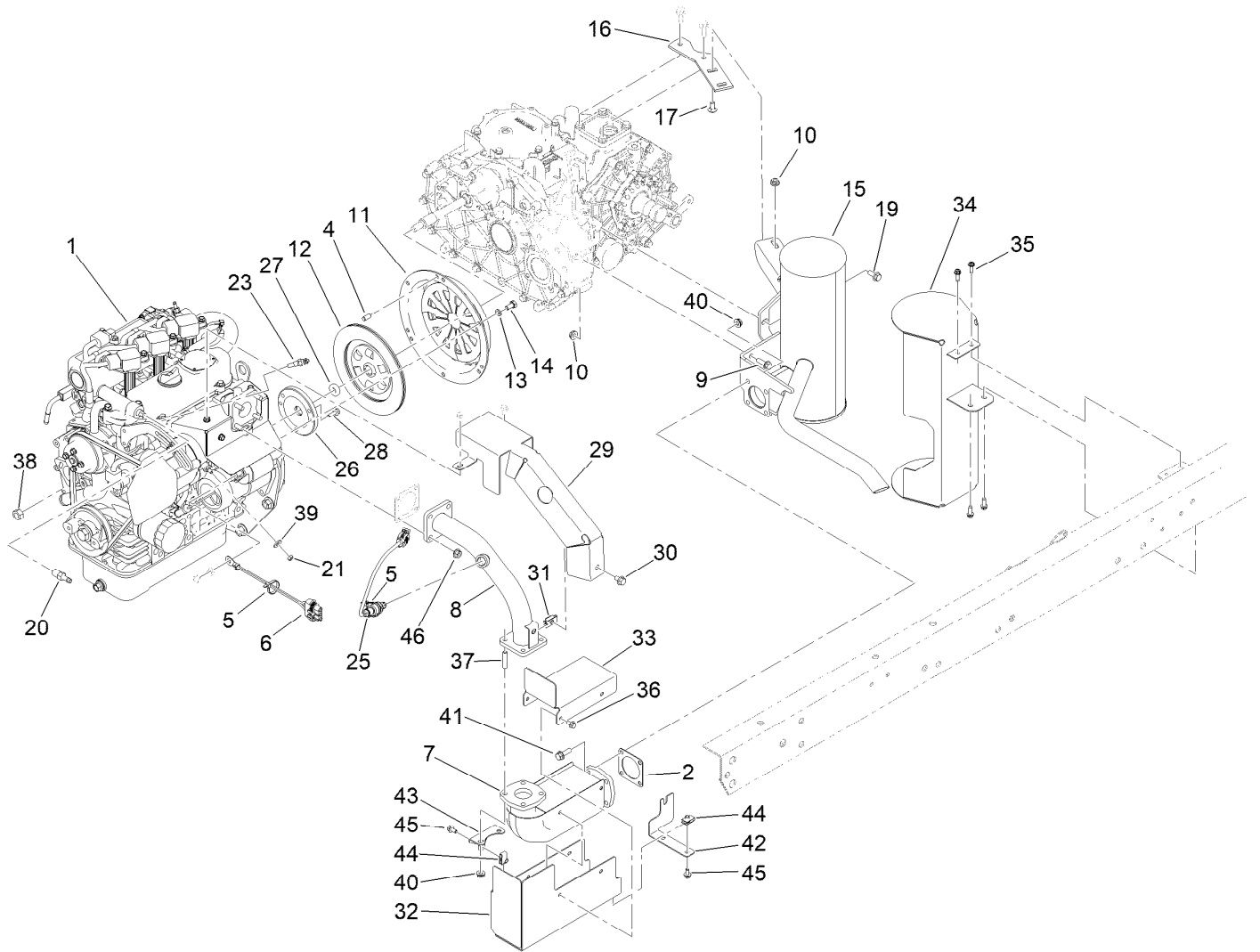
Full Bed and Side Panel Assembly

Ref.	Part Number	Qty.	Description	Ref.	Part Number	Qty.	Description
1	138-5675	1	Flatbed ASM	19	92-1298	8	Pin-Lynch
2	133-0645	1	Front Panel ASM	20	32148-7	4	Nut-Clinch
2:2	115-7739	1	Decal-No Riders	21	32148-6	4	Nut-Clinch
3	133-0617	1	Panel-Side, RH	22	3230-18	6	Screw-CARR
4	133-0616	1	Panel-Side, LH	23	3234-7	21	Screw-HHF
5	92-1320-03	2	Angle-Side	24	3234-29	6	Screw-HHF
6	92-1265-03	2	Bracket-Pivot	25	3250-45	4	Screw-SPH
7	133-0644	1	Tailgate	26	3296-42	4	Nut-Lock, NI
7:2	105-4222	1	Decal	32	32128-20	27	Nut-HF
13	140-4795	2	Latch ASM	33	115-7914	2	Decal
13:4	32121-78	1	Pin-Roll	35	93-9868	2	Decal-Caution
13:5	32121-25	1	Pin-Roll	36	93-9899	2	Decal-Warning
15	93-9719	2	Block-Wear	37	121-6300	1	Shield-Heat, Bed (Front)
16	93-9595	2	Lanyard	38	121-6301	1	Shield-Heat, Bed (Rear)
17	3256-57	4	Washer-Flat	39	32144-70	12	Screw-HWHTF
18	92-1233	4	Pin-Clevis				



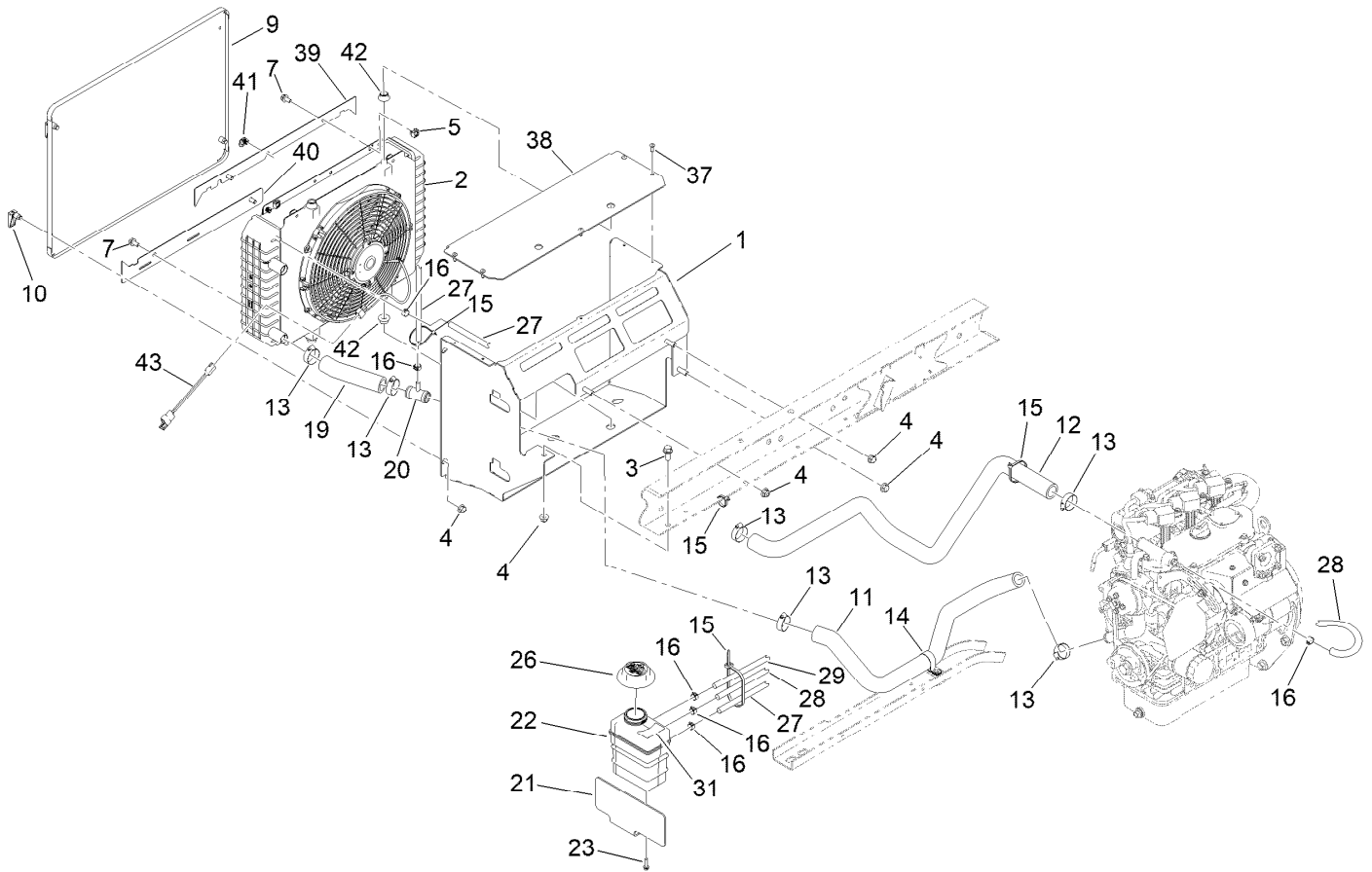
Engine Sub Frame Assembly

<i>Ref.</i>	<i>Part Number</i>	<i>Qty.</i>	<i>Description</i>	<i>Ref.</i>	<i>Part Number</i>	<i>Qty.</i>	<i>Description</i>
1	119-9679-03	1	Support-Engine	13	324-13	2	Screw-HH
2	115-2215-0P	1	Guard, LH [primed]	14	3290-379	4	Tie-Cable
3	87-4730-0P	1	Guard-Belly	15	120-4839	8	Screw-HHF
4	76-9100	6	Spacer	16	2412-82	1	Clamp-R
5	3290-413	12	Washer-Belleville	17	115-2169	1	Hub-Pump
6	3234-11	6	Screw-HHF	18	119-0652	1	Coupler-Rubber
7	104-8301	6	Nut-HF, NI	19	3256-23	2	Washer-Plain
8	106-7865	2	Mount-Engine	20	33114-040	2	Screw-HH
9	87-5100	4	Washer-Snubbing	21	322-21	2	Screw-HH
10	3272-37	2	Pin-Cotter	22	104-8300	2	Nut-HF, NI
11	121-6259-0P	1	Engine Pump Mount ASM [primed]	23	3241-6	2	Screw-SQH
12	114-8417	2	Nut-HF, NI	24	3254-20	1	Washer-Lock, Int
				25	3256-26	1	Washer-Flat



Engine and Exhaust Assembly (continued)

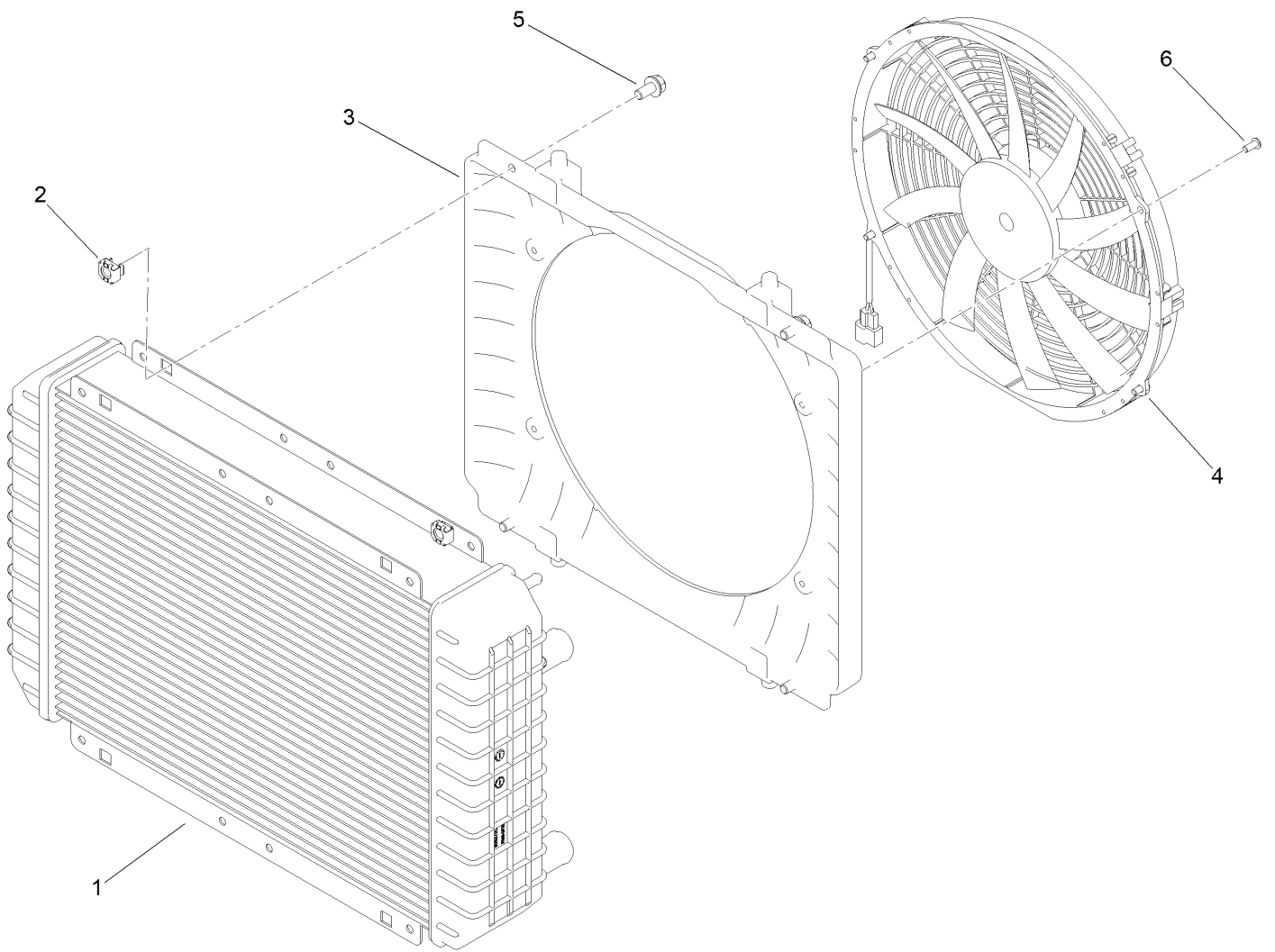
<i>Ref.</i>	<i>Part Number</i>	<i>Qty.</i>	<i>Description</i>
45	3234-13	3	Screw-HHF
46	117-1350	4	Nut-HF, Lock



Cooling System Assembly

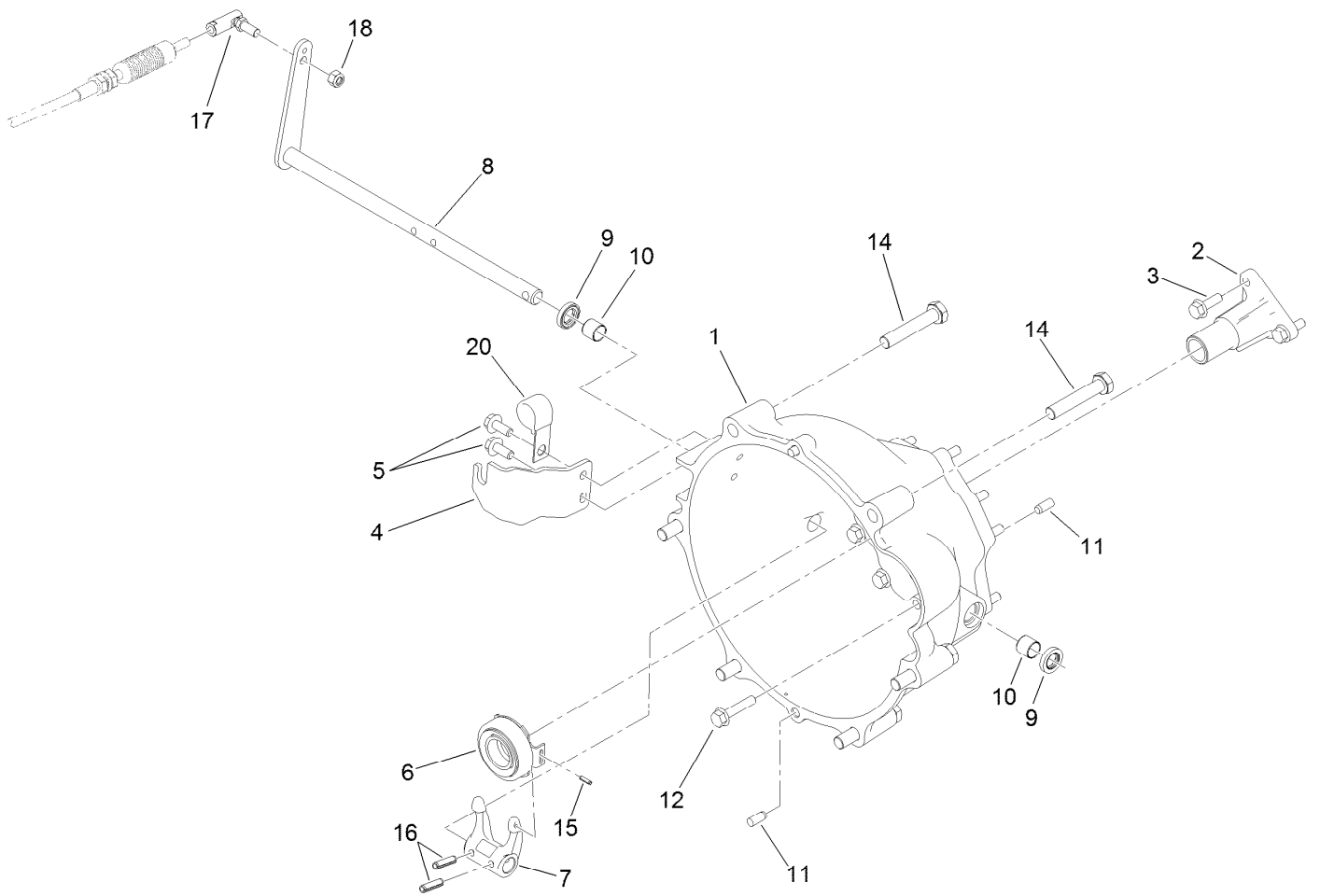
Ref.	Part Number	Qty.	Description	Ref.	Part Number	Qty.	Description
1	147-2805-03	1	Radiator Mount ASM	21	120-4906-0P	1	Plate-Mount, Tank
2		1	Radiator ASM ●	22	120-4856	1	Tank-Surge
3	3234-11	1	Screw-HHF	23	46-8091	2	Screw-HWH
4	104-8301	4	Nut-HF, NI	26	161-5218	1	Ratcheting Coolant Cap ASM
5	703856	4	Nut-Sq, Caged	27	120-5019	1	Hose-Coolant
7	139-2593	4	Screw-HHF	28	120-5020	1	Hose-Coolant
9	115-2428-03	1	Screen-Radiator	29	147-7979	1	Hose-Coolant
10	74-5950	4	Latch-Swell	31	121-6287	1	Decal-Tank, Overflow
11	119-9487	1	Hose-Coolant, Lower	37	63-8590	5	Screw
12	119-9486	1	Hose-Coolant, Upper	38	147-2810-03	1	Mount-Radiator, Upper
13	2412-34	6	Clamp-Hose	39	145-8028-03	1	Plate-Mount, Upper
14	2412-74	1	R-Clamp	40	145-8029-03	1	Plate-Mount, Lower
15	3290-379	5	Tie-Cable	41	147-7975	2	Latch-Spring
16	92-2379	6	Clamp-Hose	42	137-6828	4	Bushing-Flange
19	120-4905	1	Hose-Coolant, Lower	43	122-3364	1	Harness-Wire, Jumper
20	120-4851	1	Tee				

● Not serviced separately



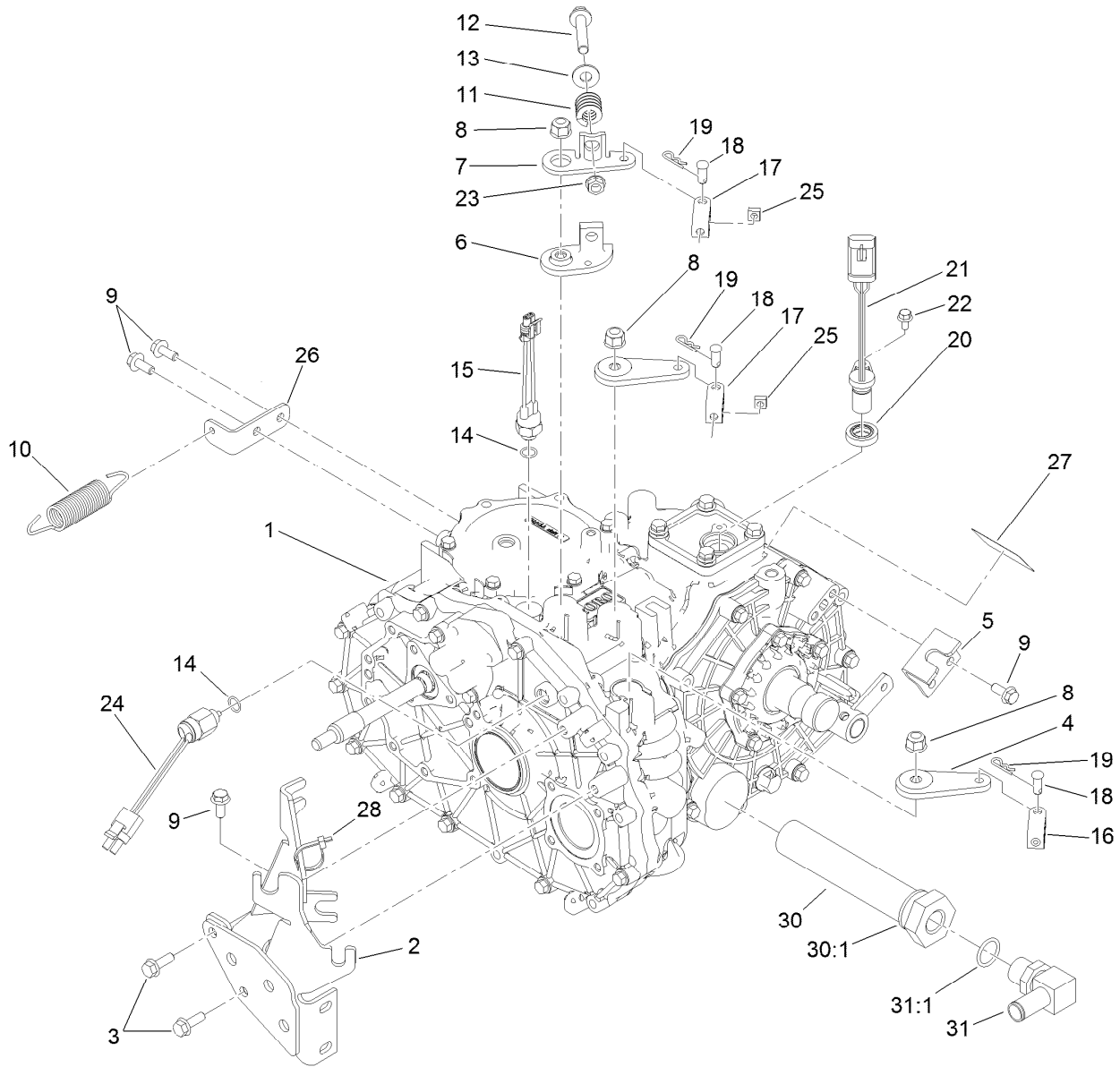
Radiator Assembly

<i>Ref.</i>	<i>Part Number</i>	<i>Qty.</i>	<i>Description</i>
1	147-7971	1	Radiator
2	703856	4	Nut-Sq, Caged
3	139-4587	1	Shroud-Fan, Radiator
4	140-4694	1	Fan
5	139-2593	4	Screw-HHF
6	147-7972	4	Screw-BHCS



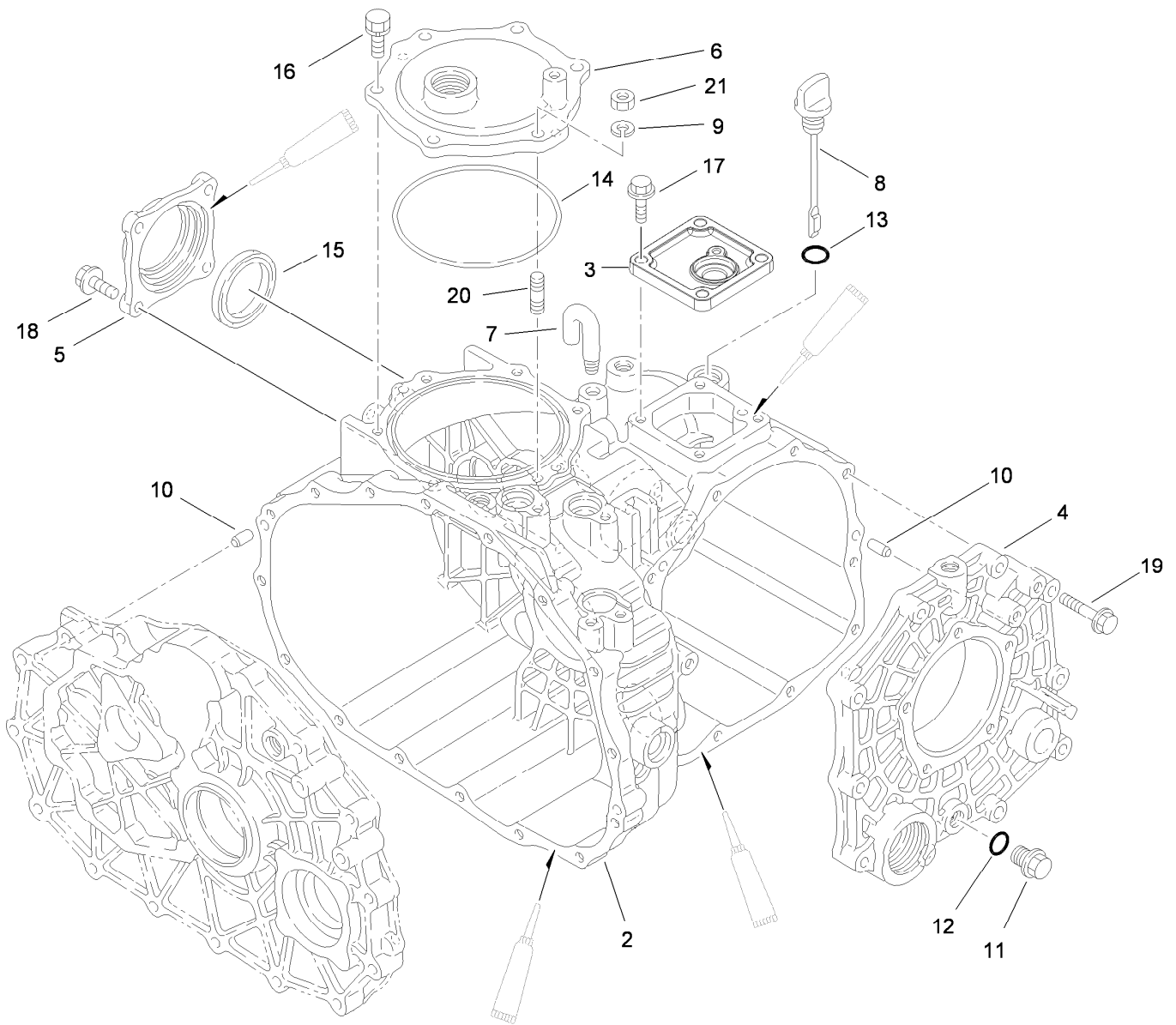
Clutch Linkage Assembly

<i>Ref.</i>	<i>Part Number</i>	<i>Qty.</i>	<i>Description</i>	<i>Ref.</i>	<i>Part Number</i>	<i>Qty.</i>	<i>Description</i>
1	119-9498	1	Bell Housing	10	87-3770	2	Bushing-Housing, Bell
2	120-4886	1	Guide-Release	11	87-1910	4	Pin-Dowel
3	33104-025	3	Screw-HHF	12	33104-040	9	Screw-HHF
4	115-2313	1	Bracket-Cable, Clutch	14	107-7983	6	Screw-HH
5	98-7977	2	Screw-HHF	15	32121-7	1	Pin-Roll, Slotted
6	110-2538	1	Bearing-Release, Clutch	16	32121-24	2	Pin-Spring
7	87-5300	1	Fork-Clutch	17	2411-33	1	Balljoint-RH (W/Grommet)
8	115-2311	1	Lever-Clutch	18	3296-4	1	Nut-Lock
9	87-1920	2	Seal-Oil	20	120-5018	1	Clip-Open J, Coated



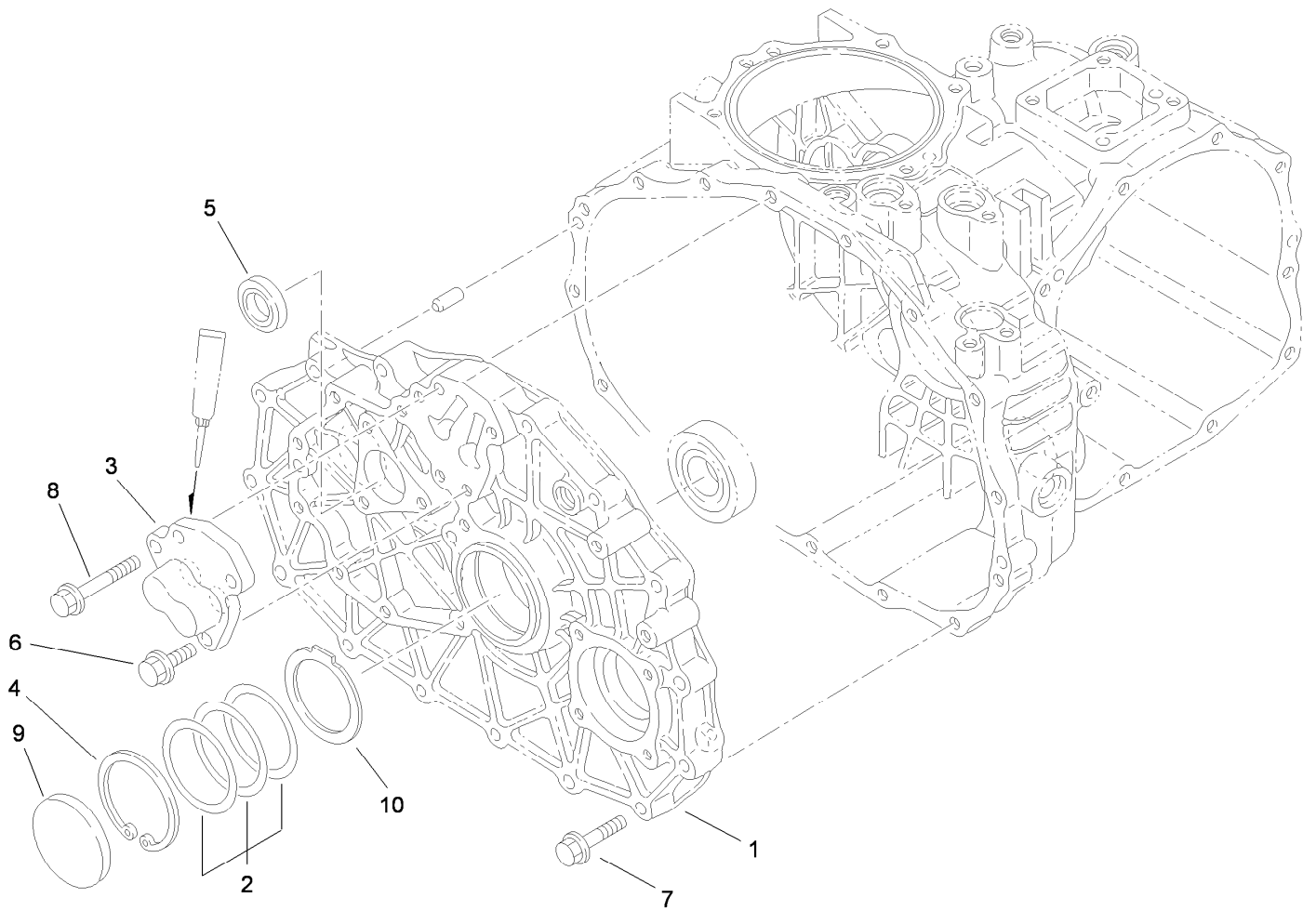
Transaxle Assembly

Ref.	Part Number	Qty.	Description	Ref.	Part Number	Qty.	Description
1	115-7783	1	2 Wheel Drive Transaxle ASM	17	87-2310	2	Clevis-Cable
2	105-4207-0P	1	Cable Mount ASM,Welded	18	283-62	3	Pin-Clevis
3	33104-025	2	Screw-HHF	19	3290-307	3	Pin-Cotter
4	132-6764	2	Lever-Shift	20	92-3735	1	Seal-Sensor, Oil
5	87-4470	1	Bracket-Lock, Differential	21	120-4800	1	Sensor-Gear tooth
6	87-7970	1	Arm-Shift	22	33103-012	1	Screw-HHF
7	87-8250	1	Plate-Arm, Shift	23	3290-357	1	Nut-HSF
8	103-9511	3	Nut-Lock, NI	24	87-6710	1	Switch-Transmission
9	98-7977	5	Screw-HHF	25	140-4804	2	Nut-Square
10	68-9950	1	Spring-Traction	26	131-3488	1	Bracket-Spring, Clutch
11	87-6910	1	Spring-Compression	27	115-7741	1	Decal-Oil, Transmission
12	66-9302	1	Screw-HHF Lock	28	3290-379	1	Tie-Cable
13	3256-4	1	Washer-Flat	30	147-6678	1	Strainer-Hydraulic
14	237-30	2	O-Ring	30:1	237-101	1	O-Ring
15	72-4310	1	Switch-Ball	31	353-987	1	Fitting-Elbow, 90
16	87-7160	1	Clevis-Cable	31:1	237-81	1	O-Ring



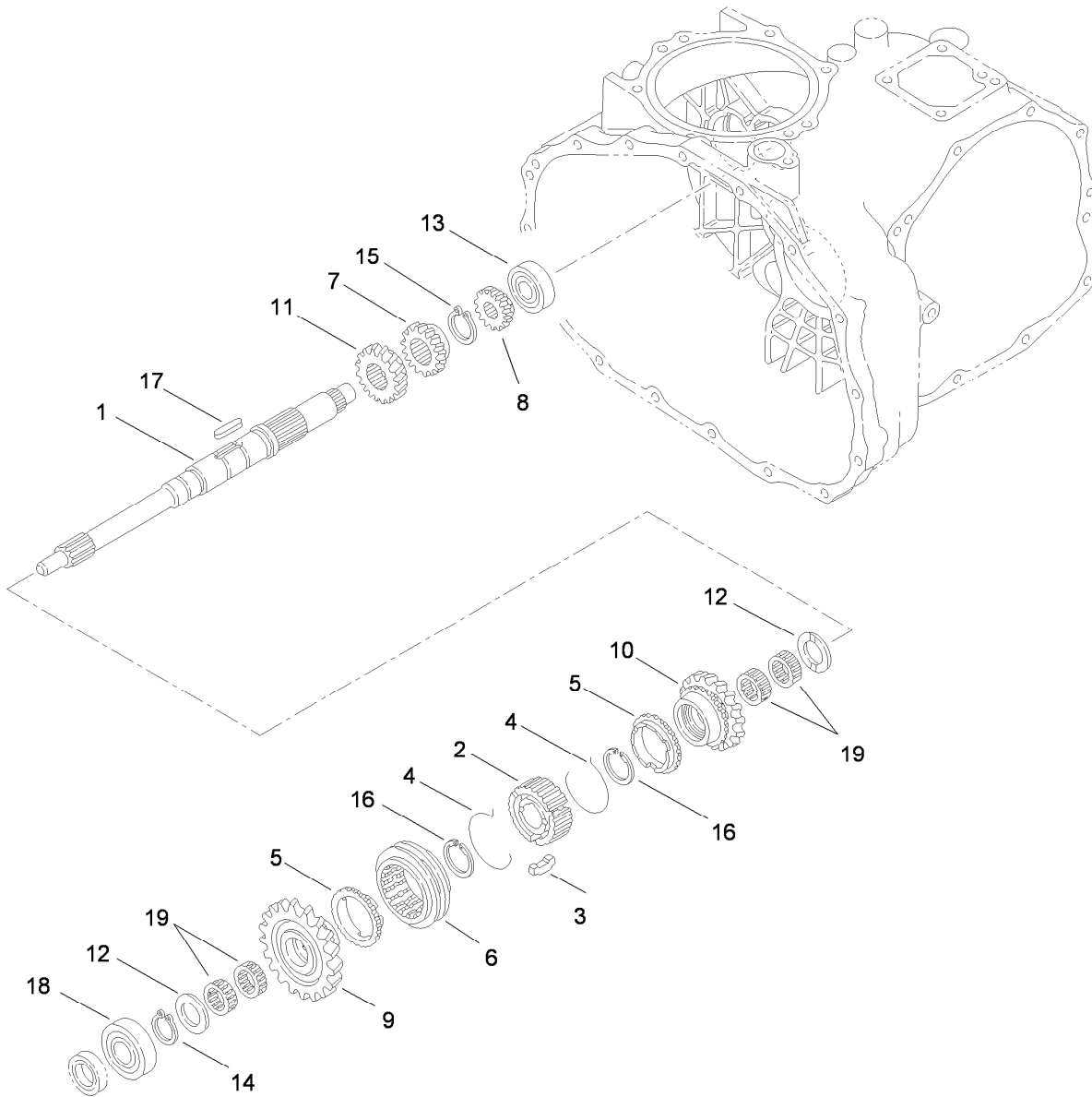
Case Assembly Transaxle Assembly No. 115-7783

<i>Ref.</i>	<i>Part Number</i>	<i>Qty.</i>	<i>Description</i>	<i>Ref.</i>	<i>Part Number</i>	<i>Qty.</i>	<i>Description</i>
2	92-0651	1	Case-Transmission	12	92-0787	1	O-Ring
3	92-0810	1	Cover-Upper, Sensor	13	92-0788	1	O-Ring
4	92-0653	1	Cover-Side	14	92-0790	1	O-Ring
5	92-0655	1	Cover-Seal, Axle	15	92-0793	1	Seal-Oil
6	92-0656	1	Cover-Upper, PTO	16	92-0796	5	Bolt
7	92-0743	1	Breather-Air	17	33104-025	4	Screw-HHF
8	92-0662	1	Cap-Oil	18	33104-025	4	Screw-HHF
9	92-0762	1	Washer-Spring	19	33104-040	10	Screw-HHF
10	92-0765	4	Pin-Parallel	20	92-0805	1	Bolt 8X20
11	92-0773	1	Plug-Drain	21	68-9400	1	Nut-Flange



Center Plate Assembly Transaxle Assembly No. 115-7783

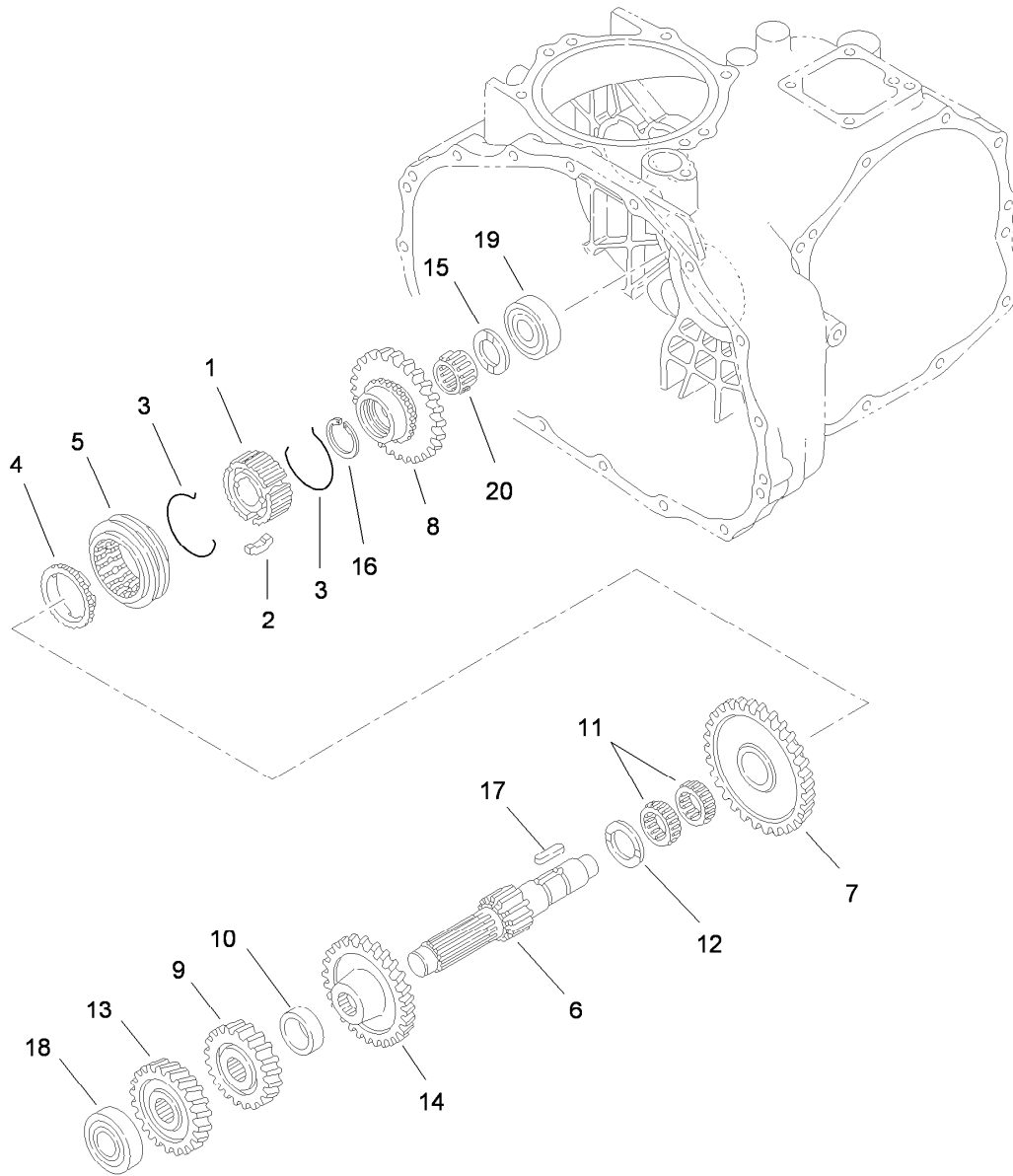
<i>Ref.</i>	<i>Part Number</i>	<i>Qty.</i>	<i>Description</i>
1	100-4461	1	Plate-Center
2	100-4460	1	Shim-Set
3	92-0706	1	Shaft-Fork
4	92-0759	1	Ring-Snap
5	92-0791	1	Seal-Oil
6	33104-025	3	Screw-HHF
7	33104-040	15	Screw-HHF
8	33104-050	1	Screw-HHF
9	92-0807	1	Cap-Sealing
10	100-4465	1	Shim (W/Tab)



Main Shaft Assembly Transaxle Assembly No. 115-7783

<i>Ref.</i>	<i>Part Number</i>	<i>Qty.</i>	<i>Description</i>
1	92-0663	1	Shaft-Main
2	92-0664	1	Hub-Synchro
3	92-0665	3	Key-Synchro
4	92-0666	2	Spring-Synchro
5	92-0667	2	Ring-Synchro
6	92-0668	1	Shifter-Synchro
7	92-0672	1	Gear-Main, 18 Tooth
8	92-0673	1	Gear-Main, 14 Tooth
9	110-2521	1	Gear-Main, 27 Tooth
10	110-2522	1	Gear- Main, 24 Tooth

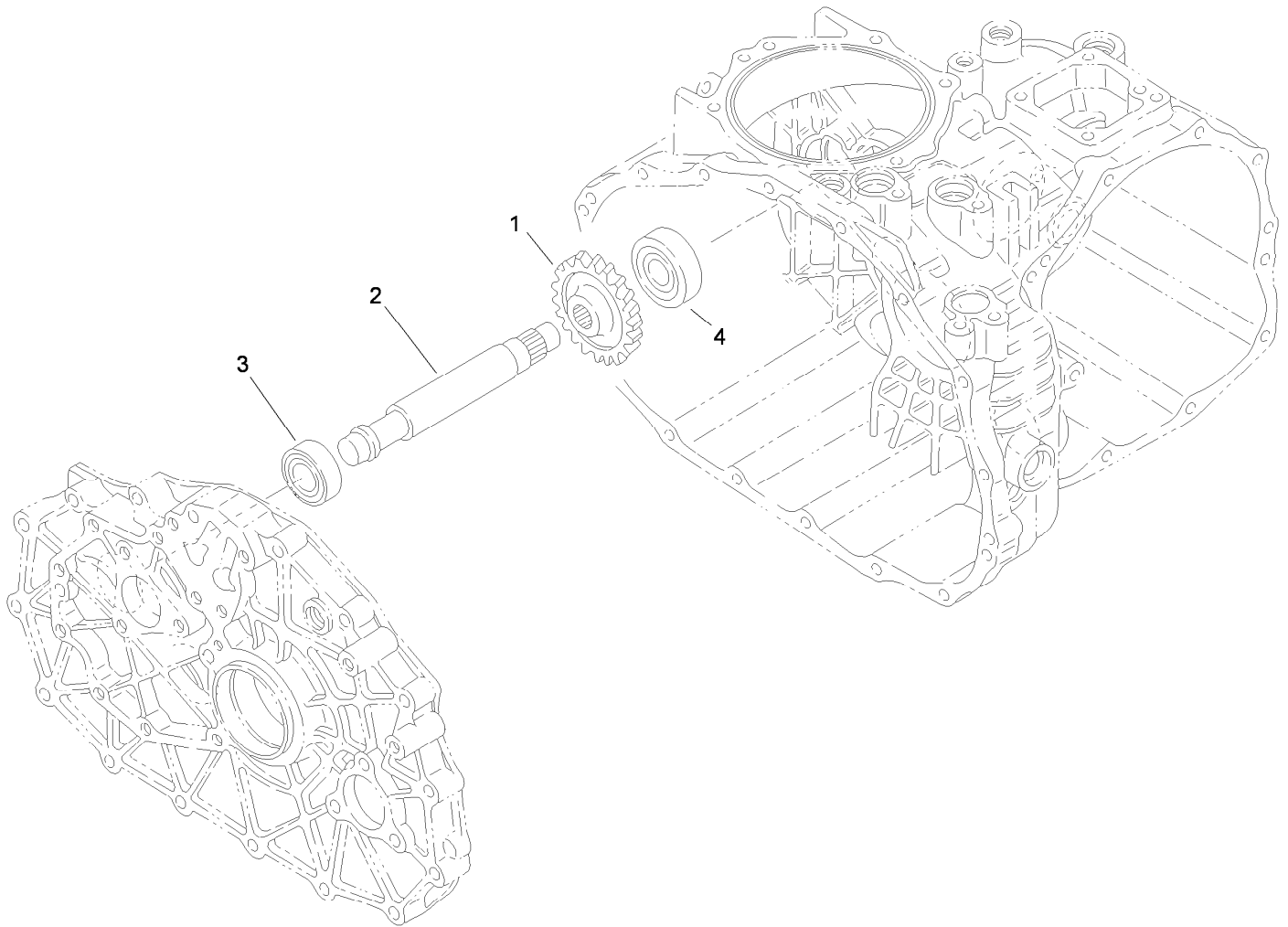
<i>Ref.</i>	<i>Part Number</i>	<i>Qty.</i>	<i>Description</i>
11	92-0687	1	Gear-Main, 16 Tooth
12	92-0740	2	Washer-Thrust
13	92-0650	1	Bearing
14	92-0753	1	Ring-Snap
15	92-0754	1	Ring-Snap
16	92-0763	2	Ring-Snap
17	92-0772	1	Key
18	251-8	1	Bearing-Ball
19	92-0781	4	Bearing-Needle



Reduction Shaft Assembly Transaxle Assembly No. 115-7783

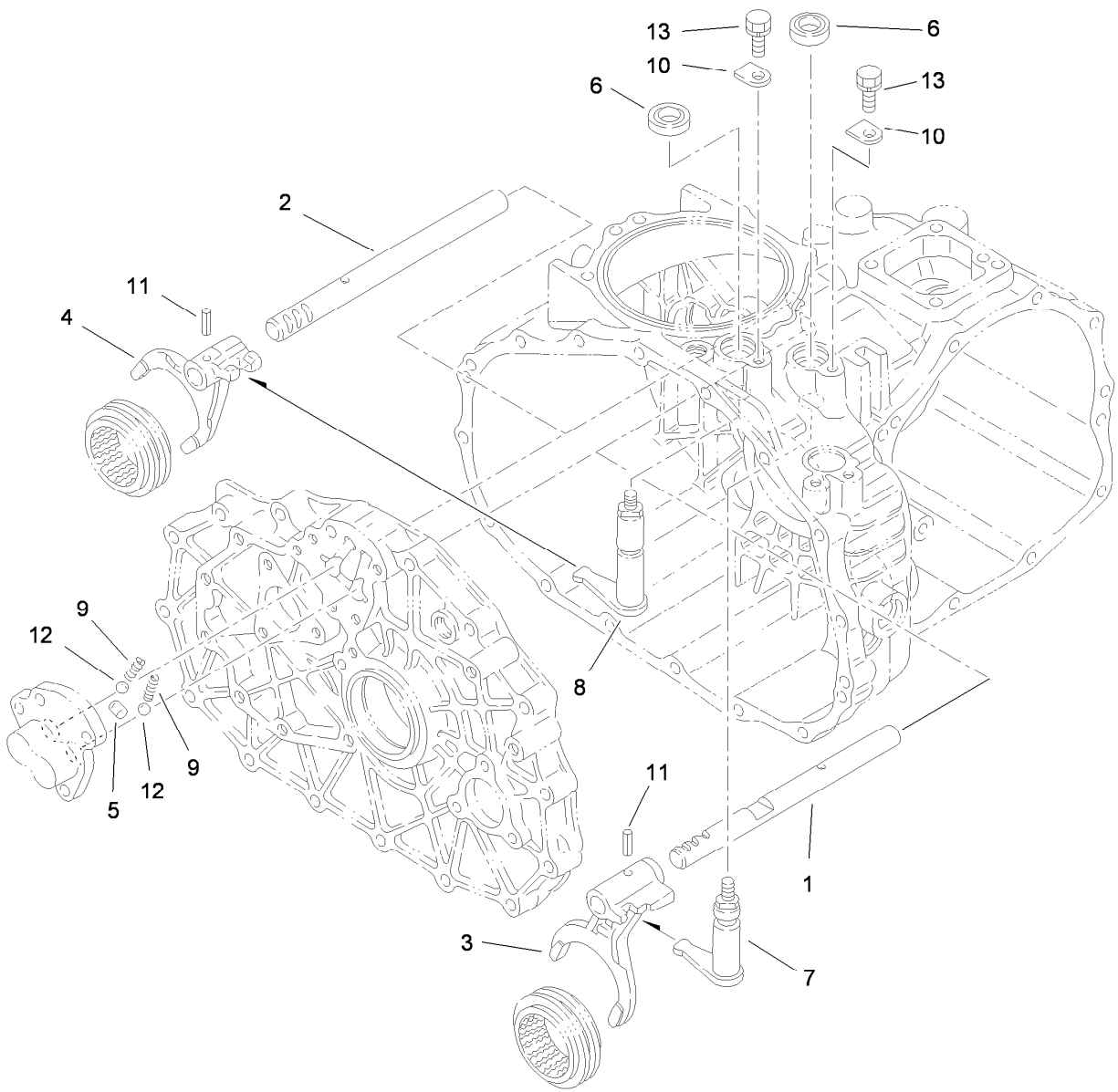
<i>Ref.</i>	<i>Part Number</i>	<i>Qty.</i>	<i>Description</i>
1	92-0664	1	Hub-Synchro
2	92-0665	3	Key-Synchro
3	92-0666	2	Spring-Synchro
4	92-0667	1	Ring-Synchro
5	92-0668	1	Shifter-Synchro
6	92-0674	1	Shaft-Reduction
7	110-2524	1	Gear- Reduction, 49 Tooth
8	92-0819	1	Gear-Reduction, 40 Tooth
9	92-0679	1	Gear-Reduction, H23 Tooth
10	92-0680	1	Collar

<i>Ref.</i>	<i>Part Number</i>	<i>Qty.</i>	<i>Description</i>
11	92-0681	2	Bearing-Needle
12	92-0682	1	Washer-Thrust
13	92-0822	1	Gear-Reduction, 28 Tooth
14	92-0823	1	Gear-Reduction, 43 Tooth
15	92-0740	1	Washer-Thrust
16	92-0763	1	Ring-Snap
17	92-0772	1	Key
18	105-7985	1	Bearing
19	92-0778	1	Bearing
20	92-0782	1	Bearing-Needle



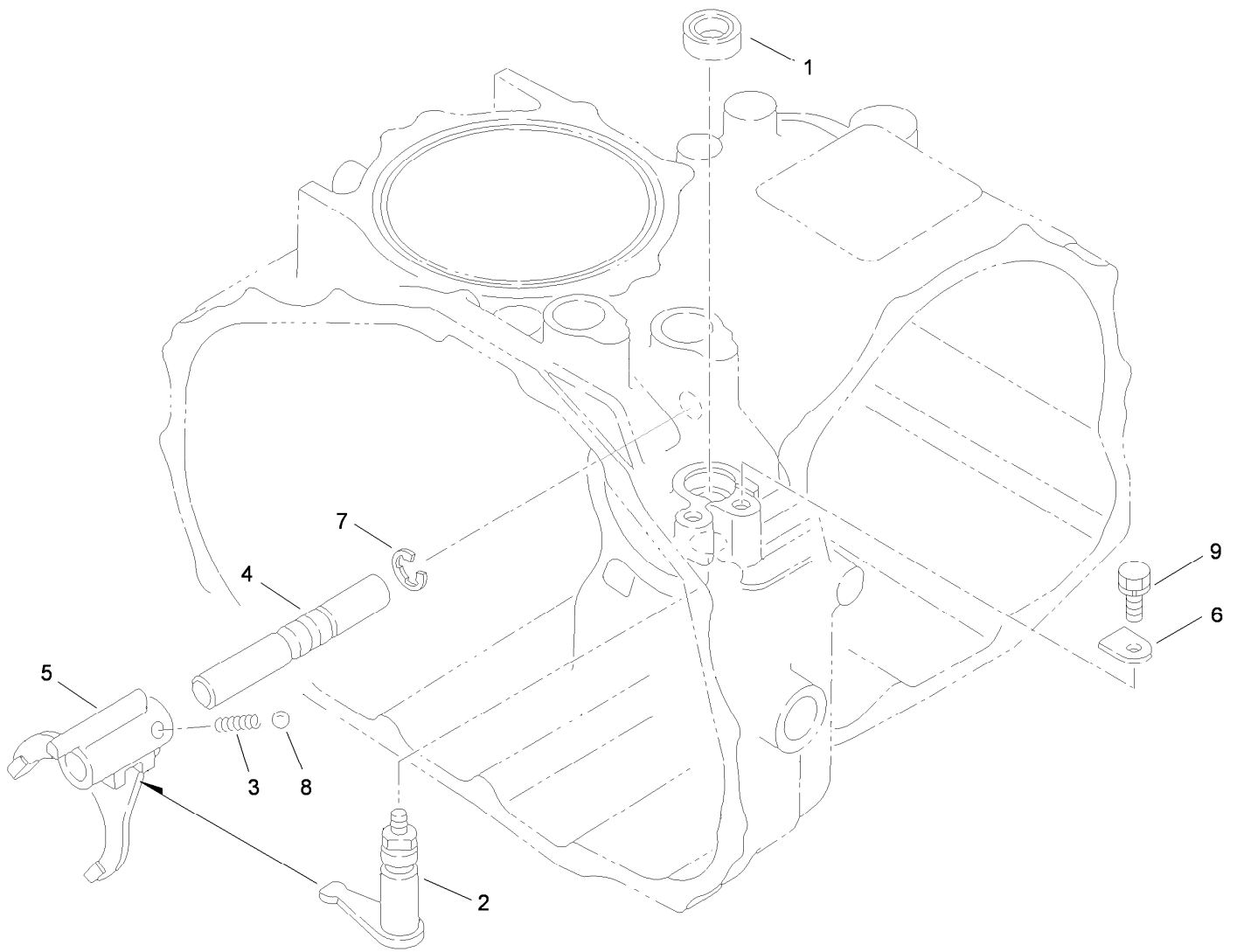
Reverse Shaft Assembly Transaxle Assembly No. 115-7783

<i>Ref.</i>	<i>Part Number</i>	<i>Qty.</i>	<i>Description</i>
1	92-0684	1	Gear-Reverse, 33 Tooth
2	92-0824	1	Shaft-Idler, Reverse
3	251-346	1	Bearing-Ball
4	92-0778	1	Bearing



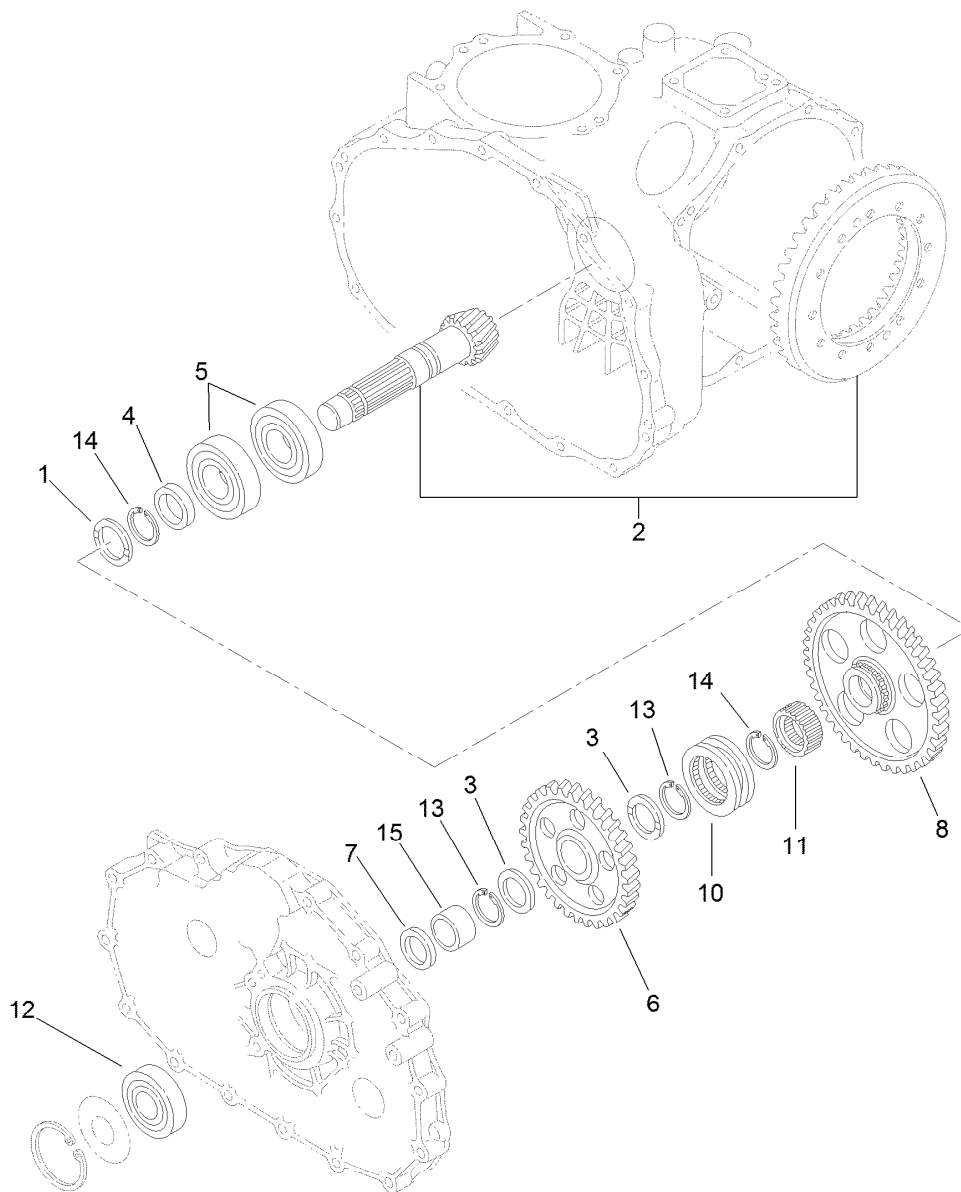
Main Shift Assembly Transaxle Assembly No. 115-7783

<i>Ref.</i>	<i>Part Number</i>	<i>Qty.</i>	<i>Description</i>
1	92-0698	1	Shaft-Fork
2	92-0699	1	Shaft-Fork
3	92-0700	1	Fork-Shift
4	92-0701	1	Fork-Shift
5	92-0705	1	Lock-Spindle
6	92-0729	2	Seal-Oil
7	92-0816	1	Arm-Shift
8	92-0817	1	Arm-Shift
9	92-0731	2	Spring
10	92-0732	2	Plate-Keeper
11	92-0769	2	Pin-Roll
12	92-0785	2	Ball-Steel
13	33104-016	2	Screw-HHF



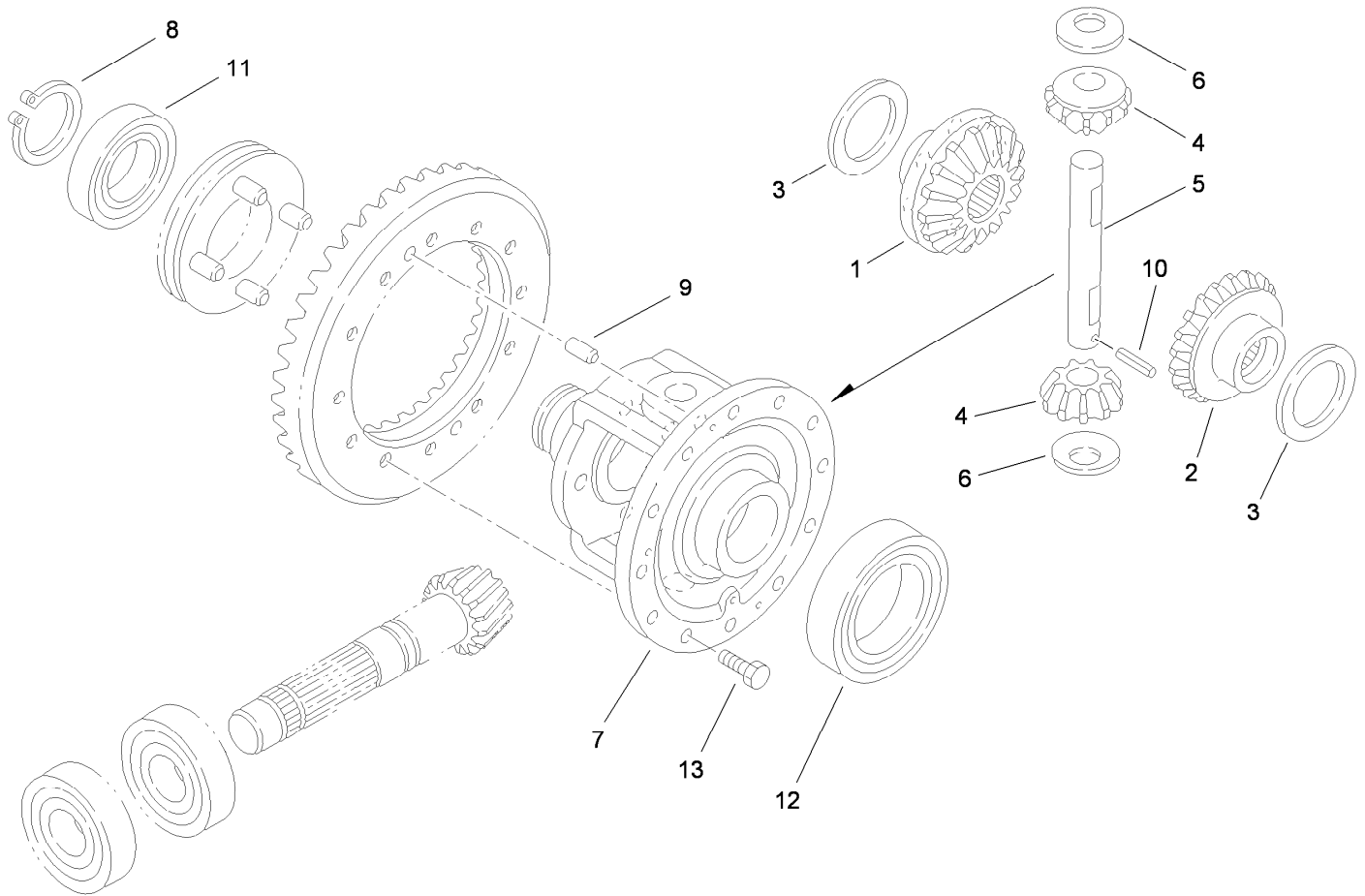
Hi-Lo Shift Assembly Transaxle Assembly No. 115-7783

<i>Ref.</i>	<i>Part Number</i>	<i>Qty.</i>	<i>Description</i>
1	92-0729	1	Seal-Oil
2	92-0818	1	Arm-Shift
3	92-0731	1	Spring
4	92-0708	1	Shaft-Fork
5	92-0709	1	Fork-Shift
6	92-0732	1	Plate-Keeper
7	92-0761	1	Ring-E
8	92-0785	1	Ball-Steel
9	33104-016	1	Screw-HHF



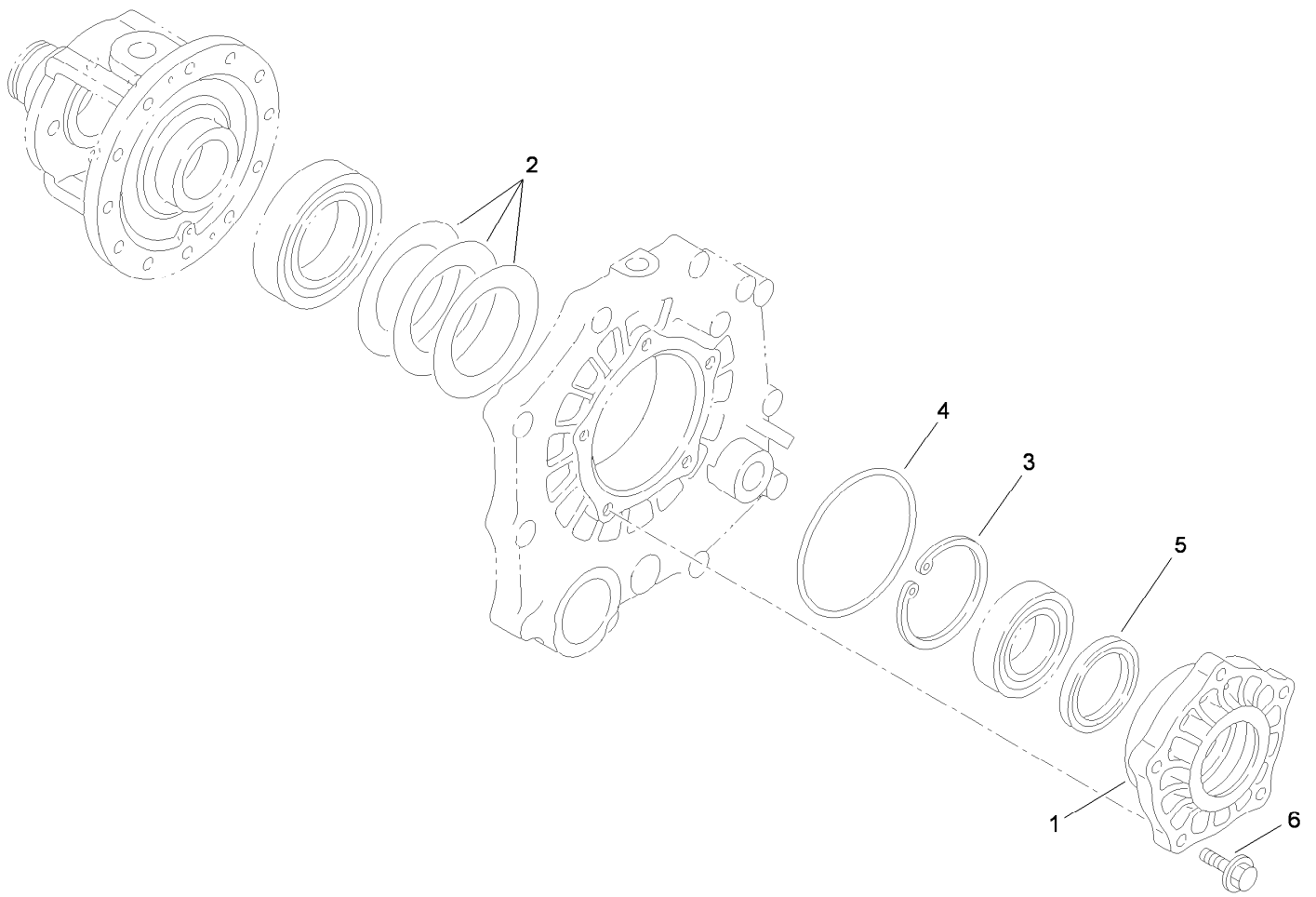
Countershaft Assembly Transaxle Assembly No. 115-7783

<i>Ref.</i>	<i>Part Number</i>	<i>Qty.</i>	<i>Description</i>
1	92-0741	1	Washer-Thrust
2	105-7983	1	Countershaft And Ring Gear ASM
3	92-0711	2	Washer-Thrust
4	92-0713	1	Collar
5	92-0714	2	Bearing
6	92-0715	1	Gear-Countershaft
7	92-0716	1	Collar
8	92-0717	1	Gear-Countershaft
10	92-0718	1	Shifter
11	105-7986	1	Collar-Spline
12	92-0712	1	Bearing-Ball
13	105-7987	2	Ring-Snap
14	92-0755	2	Ring-Snap
15	92-0783	1	Race-Inner



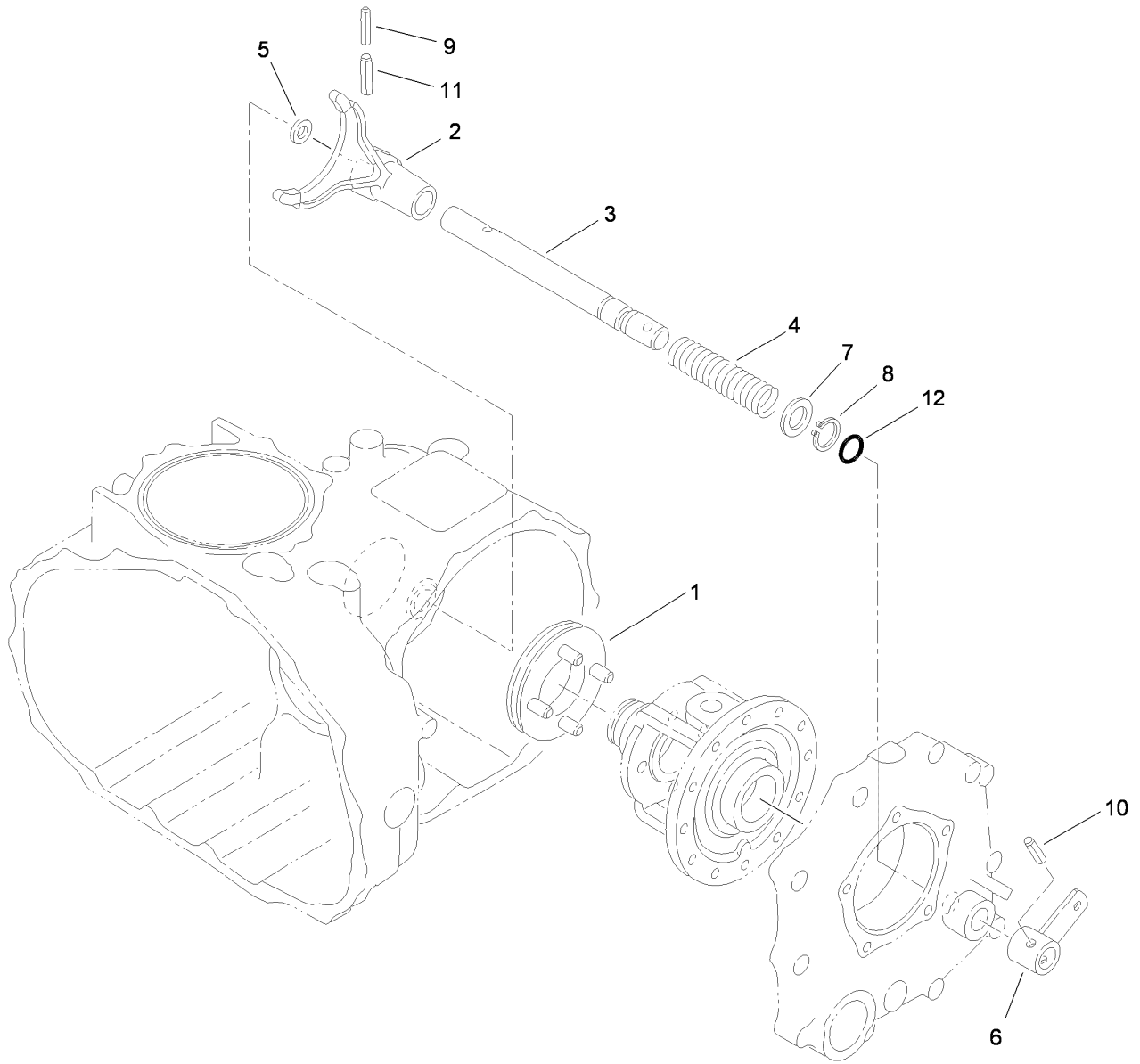
Differential Gear Assembly Transaxle Assembly No. 115-7783

<i>Ref.</i>	<i>Part Number</i>	<i>Qty.</i>	<i>Description</i>
1	92-0745	1	Gear-Side, LH
2	92-0746	1	Gear-Side, RH
3	92-0747	2	Side-Gear, Left Inner
4	92-0748	2	Pinion-Differential
5	92-0749	1	Shaft-Pinion
6	92-0750	2	Washer
7	92-0720	1	Case-Differential
8	92-0756	1	Ring-Snap
9	92-0765	2	Pin-Parallel
10	92-0768	1	Pin-Roll, Spring
11	92-0775	1	Bearing
12	92-0776	1	Bearing
13	92-0803	12	Bolt



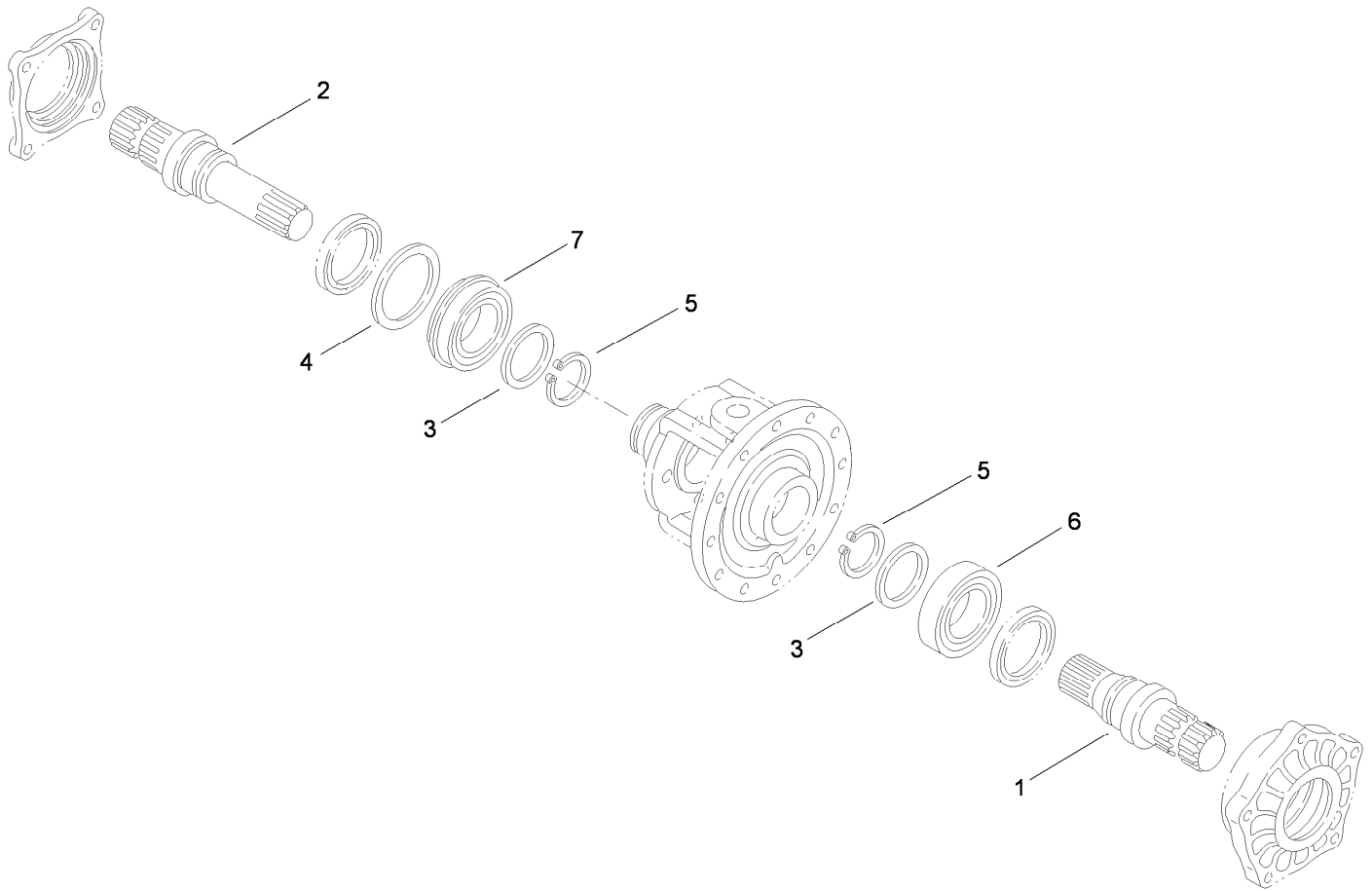
Differential Carrier Assembly Transaxle Assembly No. 115-7783

<i>Ref.</i>	<i>Part Number</i>	<i>Qty.</i>	<i>Description</i>
1	92-0654	1	Carrier-Differential
2	92-0809	1	Set-Shim
3	92-0760	1	Ring-Snap
4	92-0789	1	O-Ring
5	92-0793	1	Seal-Oil
6	33104-030	5	Screw-HHF



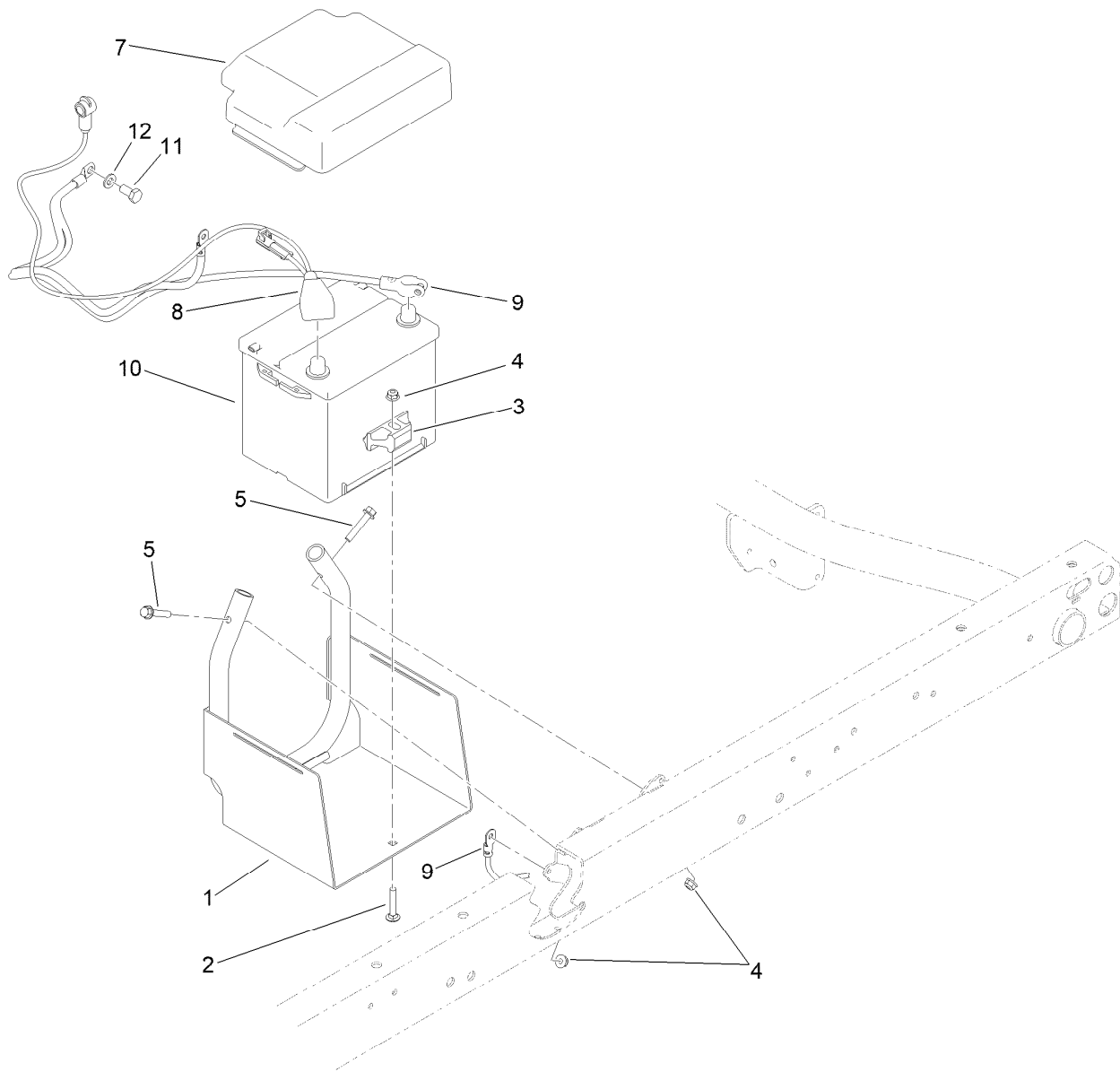
Differential Lock Assembly Transaxle Assembly No. 115-7783

<i>Ref.</i>	<i>Part Number</i>	<i>Qty.</i>	<i>Description</i>
1	92-0730	1	Slider-Differential, Lock
2	92-0721	1	Fork-Lock, Differential
3	92-0722	1	Shaft-Fork, Lock Differential
4	92-0723	1	Spring-Lock, Differential
5	92-0744	1	Washer
6	92-0724	1	Arm-Lock, Differential
7	92-0733	1	Washer
8	92-0753	1	Ring-Snap
9	92-0768	1	Pin-Roll, Spring
10	92-0770	1	Pin-Roll, Spring
11	92-0771	1	Pin-Roll, Spring
12	92-0787	1	O-Ring



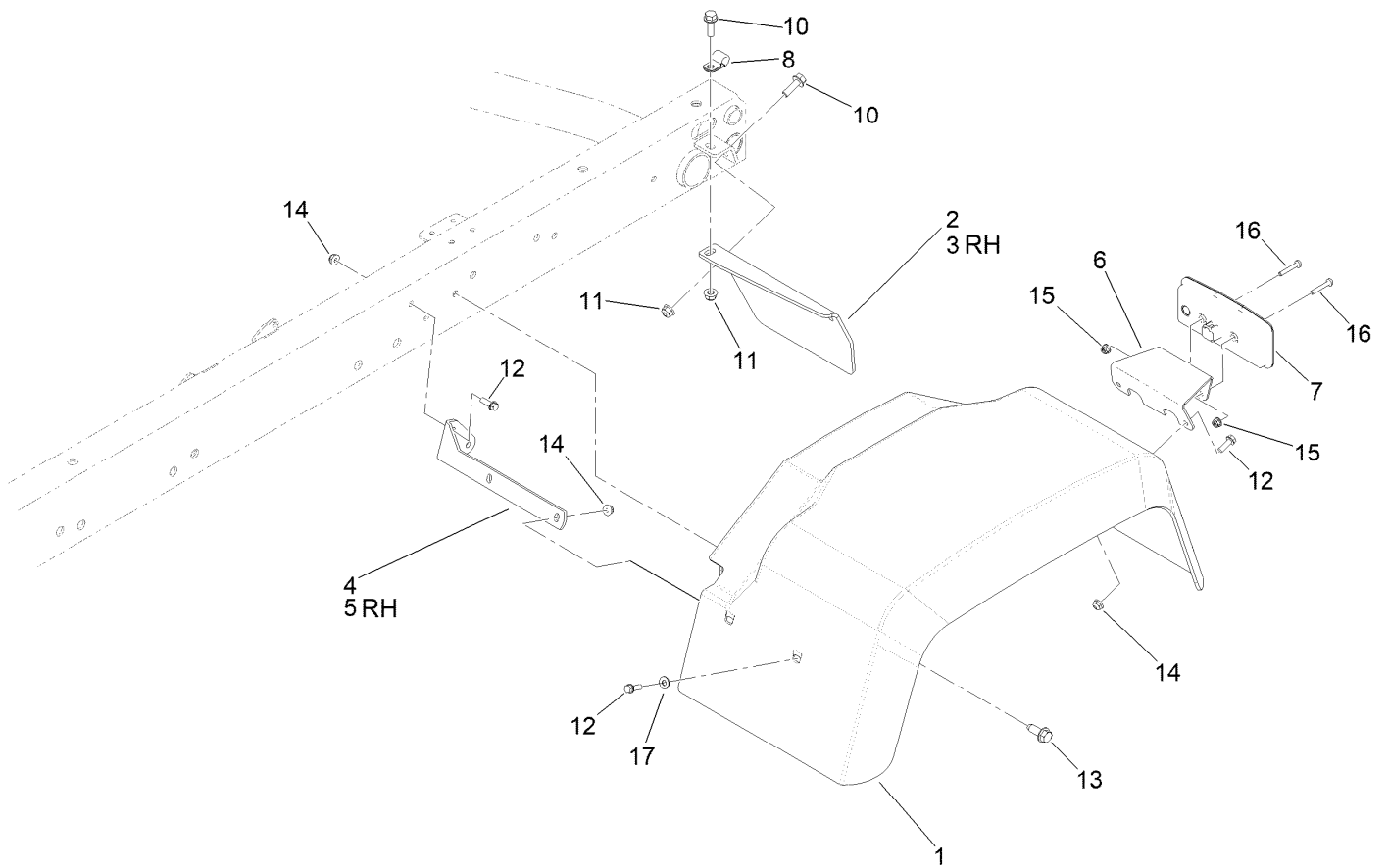
Axle Shaft Assembly Transaxle Assembly No. 115-7783

<i>Ref.</i>	<i>Part Number</i>	<i>Qty.</i>	<i>Description</i>
1	92-0725	1	Shaft-Axle, Left
2	92-0726	1	Shaft-Axle, Right
3	92-0727	2	Washer
4	92-0728	1	Washer
5	92-0756	2	Ring-Snap
6	92-0775	1	Bearing
7	92-0780	1	Bearing



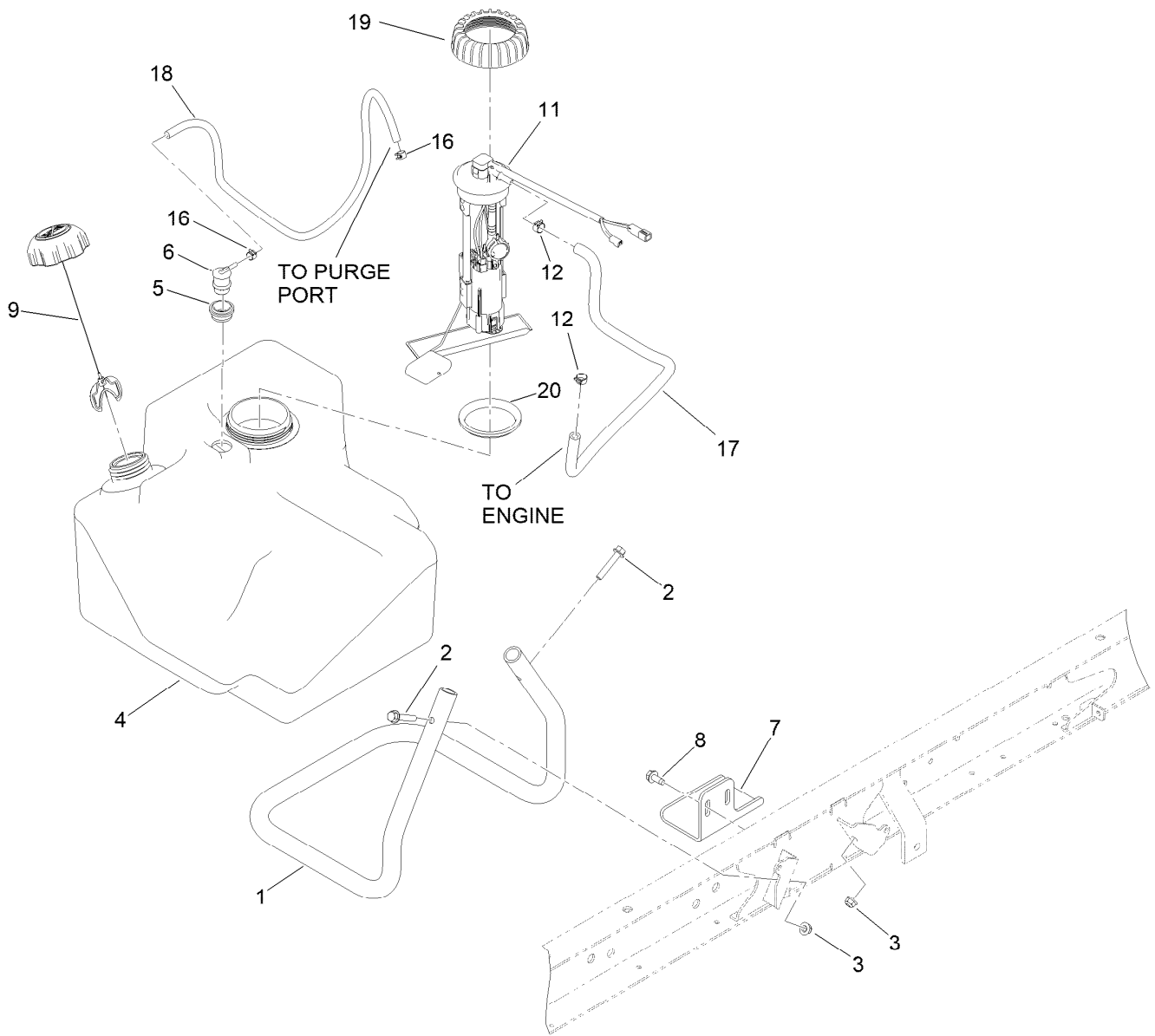
Battery Assembly

<i>Ref.</i>	<i>Part Number</i>	<i>Qty.</i>	<i>Description</i>
1	115-2237-03	1	Tray-Battery
2	3230-5	1	Bolt-CARR
3	138-6335	1	Retainer-Battery
4	104-8300	3	Nut-HF, NI
5	94-5780	2	Screw-HWH
7	119-9496	1	Cover-Battery
8	122-0281	1	Cable-Battery, Positive
9	122-1024	1	Cable-Battery, Negative
10	106-5187	1	Battery- Dry, 12V, 525 CCA
11	63-7790	1	Screw-Cap
12	33095-00	1	Washer-Flat



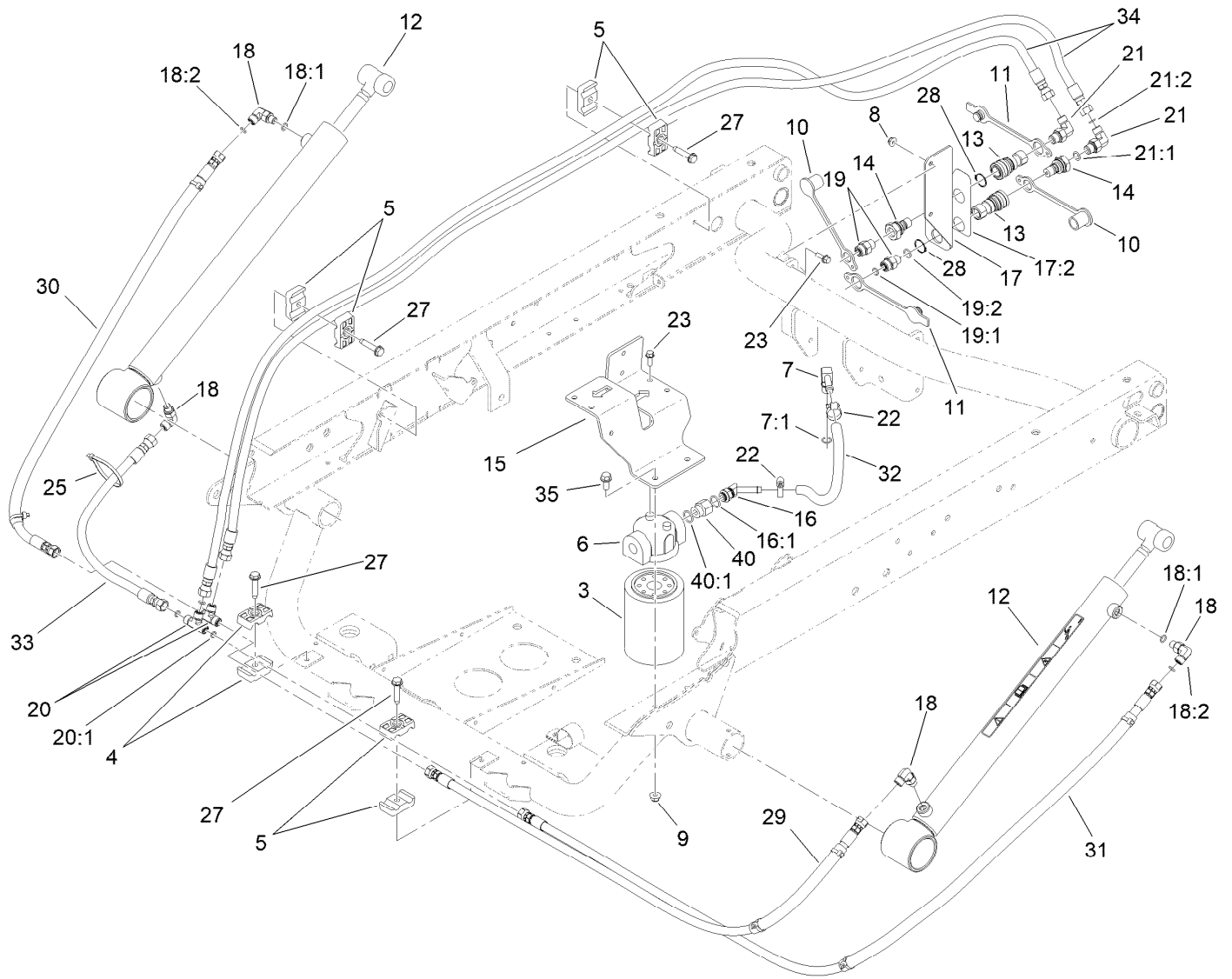
Tail Light and Fender Assembly

<i>Ref.</i>	<i>Part Number</i>	<i>Qty.</i>	<i>Description</i>	<i>Ref.</i>	<i>Part Number</i>	<i>Qty.</i>	<i>Description</i>
1	132-6701	2	Fender-Rear	10	3234-17	4	Screw-HHF
2	93-8943-03	1	Bracket-Fender, Rear (LH)	11	104-8300	4	Nut-HF, NI
3	93-8944-03	1	Bracket-Fender, Rear (RH)	12	32105-15	12	Screw-HWH
4	93-8941-03	1	Bracket-Fender, Front (LH)	13	126-1696	6	Screw-HWHTF
5	93-8942-03	1	Bracket-Fender, Front (RH)	14	104-7201	12	Nut-HF, NI
6	144-2190-03	2	Bracket-Tail Light, LED	15	120-4578	4	Nut-HF
7	139-2071	2	Light-Rear Tail/Stop/Turn	16	3250-52	4	Screw-PPH
8	2412-93	2	Clamp-R	17	3256-1	4	Washer-Flat



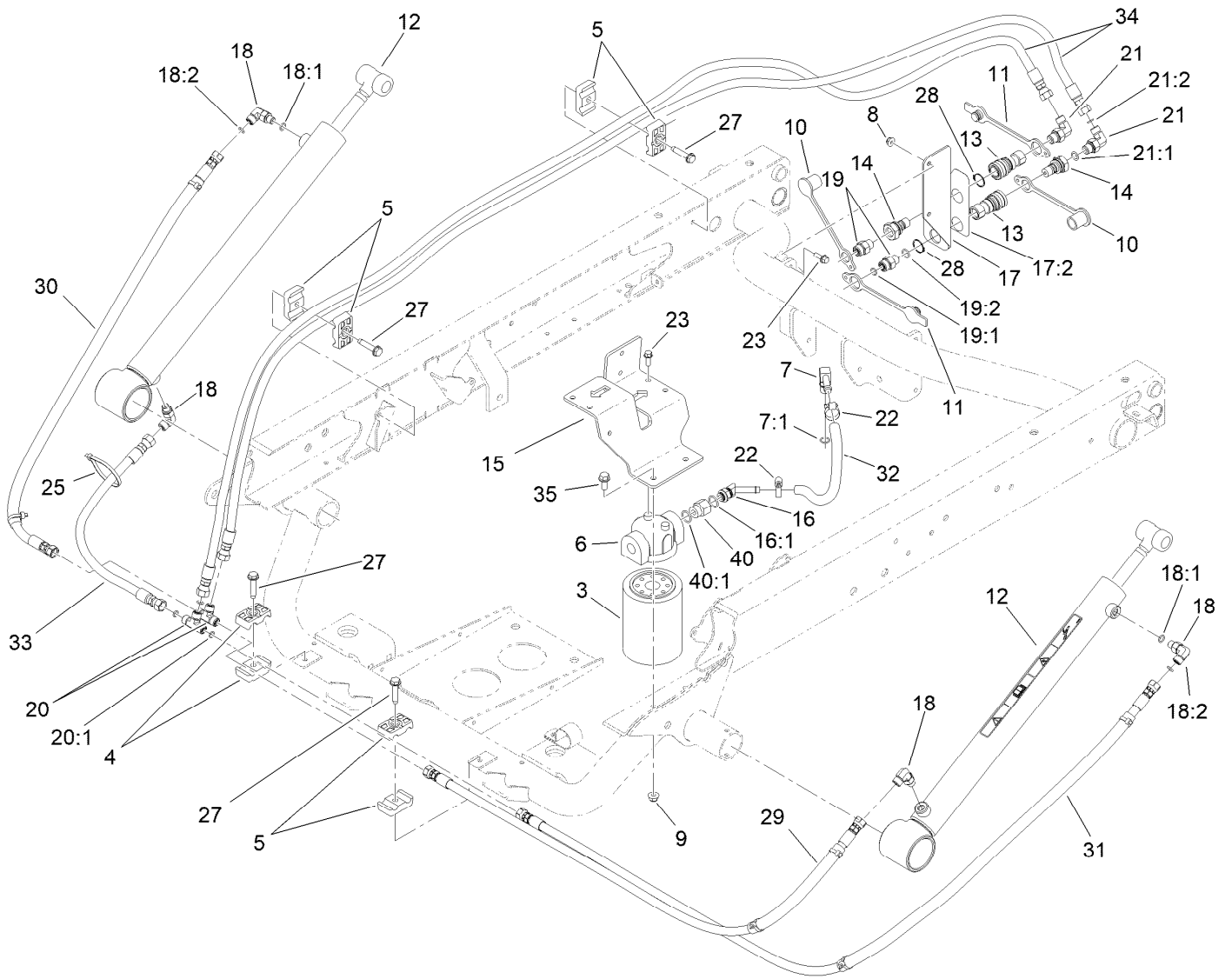
Fuel System Assembly

Ref.	Part Number	Qty.	Description	Ref.	Part Number	Qty.	Description
1	115-7767-0P	1	Tube-Support	9	137-4127	1	Cap-Fuel
2	94-5780	2	Screw-HWH	11	144-2183	1	Pump-Fuel
3	104-8300	2	Nut-HF, NI	12	92-2379	2	Clamp-Hose
4	115-7700	1	Tank-Fuel	16	2412-146	2	Clamp-Hose
5	114-0284	1	Grommet	17	109-0287	1	Hose-Fuel
6	114-0285	1	Valve-Rollover	18	110-3254	1	Hose-Fuel
7	114-8404	1	Plate-Retainer	19	140-6245	1	Cap-Pump, Fuel
8	32144-70	2	Screw-HWHTF	20	140-6246	1	Gasket-Pump, Fuel,



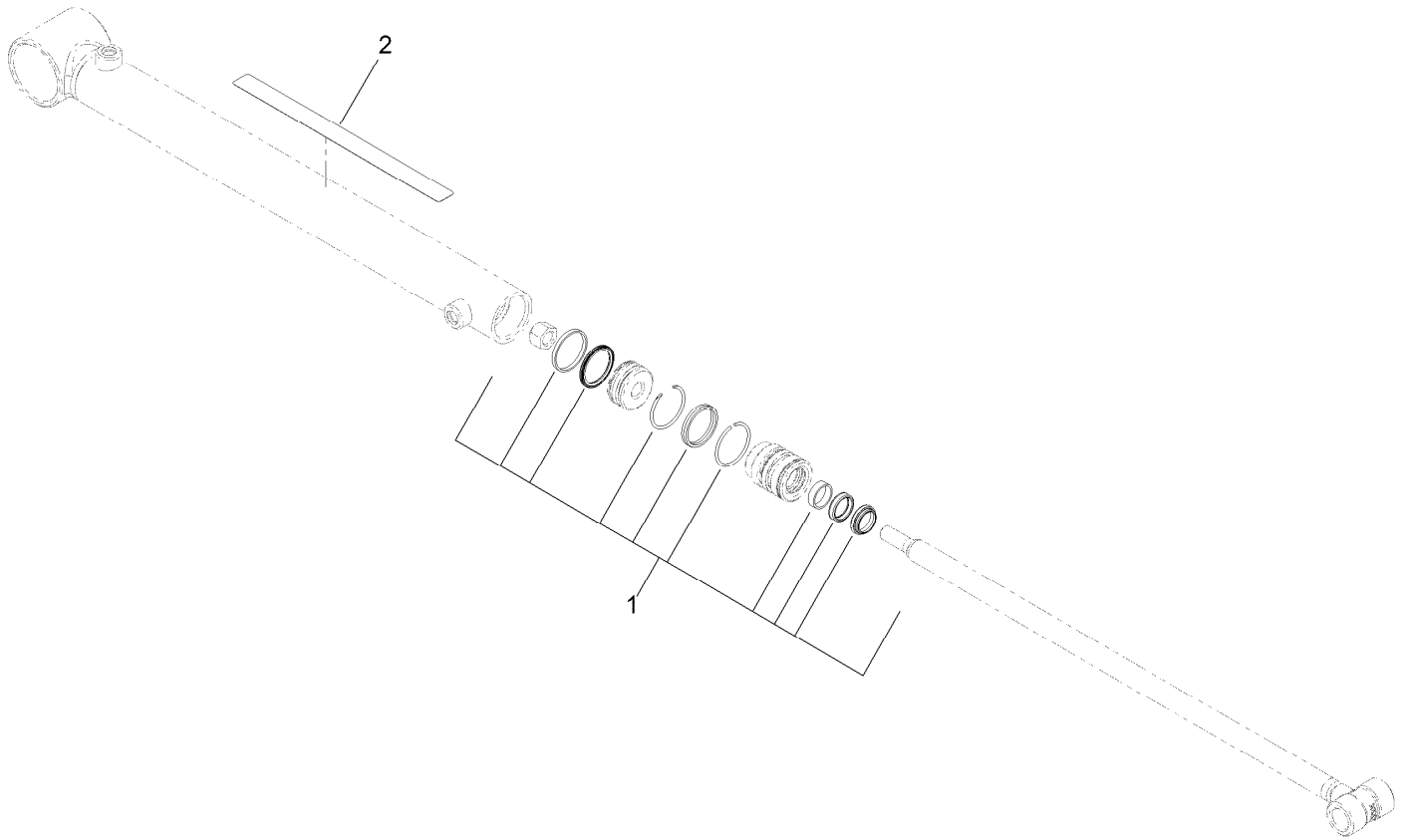
Hydraulic Lift Cylinder Assembly

Ref.	Part Number	Qty.	Description	Ref.	Part Number	Qty.	Description
3	54-0110	1	Filter-Oil, Transmission	19	340-2	2	Fitting-Straight
4	56-7971	2	Clamp-Tube	19:1	237-22	1	O-Ring
5	56-7976	6	Clamp-Tube	19:2	237-42	1	O-Ring
6	87-8780	1	Head-Filter	20	340-21	2	Fitting
7	100-4887	1	Fitting-Elbow, 90	20:1	237-21	3	O-Ring
7:1	237-42	1	O-Ring	21	340-82	2	Fitting-Elbow, 90 DEG
8	104-7201	2	Nut-HF, NI	21:1	237-42	1	O-Ring
9	104-8300	2	Nut-HF, NI	21:2	237-21	1	O-Ring
10	106-7881	2	Cap-Dust, HYD	22	2412-36	2	Clamp-Hose
11	106-7882	2	Plug-Dust, HYD	23	3234-4	4	Screw-HHF
12	133-0620	2	HYD Cylinder ASM	25	3290-379	3	Tie-Cable
13	106-7968	2	Coupler-Quick, Female	27	32144-57	4	Screw
14	106-7969	2	Coupler-Quick, Male	28	32151-83	2	Ring-Snap
15	115-2168-0P	1	Bracket-Mount-Filter	29	147-7993	1	Hose ASM, HYD HP
16	103-1807	1	Fitting-Barbed, 45 DEG	30	147-7996	1	Hose ASM, HYD HP
16:1	237-42	1	O-Ring	31	147-7994	1	Hose ASM, HYD HP
17	139-4530	1	Coupler Bracket ASM	32	115-2228	1	Hose-HYD
17:2	115-7723	1	Decal-Disconnect, Quick	33	147-7995	1	Hose ASM, HYD HP
18	340-132	4	Fitting-Elbow, 90 DEG	34	147-7997	2	Hose ASM, HYD HP
18:1	237-78	1	O-Ring	35	3234-5	2	Screw-HHF
18:2	237-21	1	O-Ring				



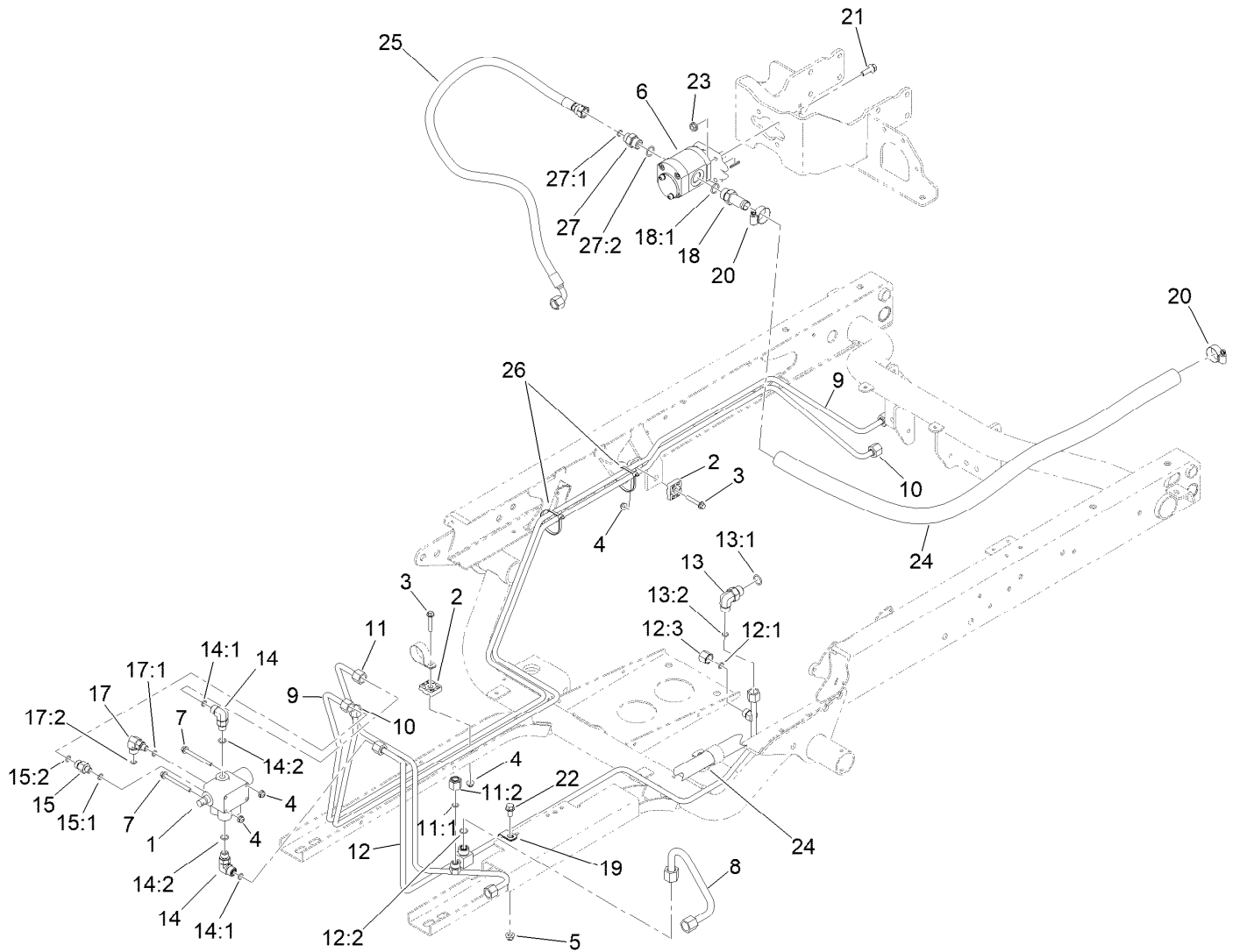
Hydraulic Lift Cylinder Assembly (continued)

<i>Ref.</i>	<i>Part Number</i>	<i>Qty.</i>	<i>Description</i>
40	353-397	1	Reducer-Adapter
40:1	237-79	1	O-Ring



Hydraulic Cylinder Assembly No. 133-0620

<i>Ref.</i>	<i>Part Number</i>	<i>Qty.</i>	<i>Description</i>
1	133-0618	1	Cylinder Seal Kit
2	93-9852	1	Decal-Warning



Main Hydraulic Pump and Lift Valve Assembly

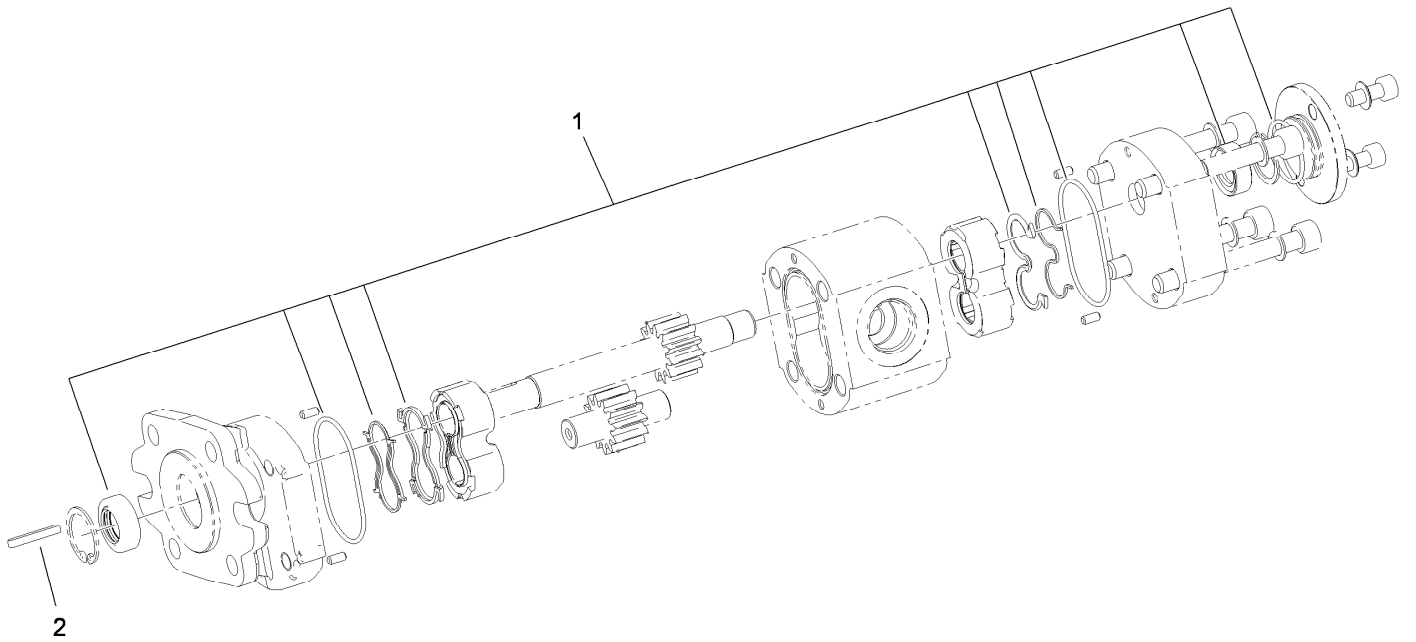
Ref.	Part Number	Qty.	Description	Ref.	Part Number	Qty.	Description
1	43-1950	1	HYD Control Valve ASM	14:1	237-22	1	O-Ring
2	56-7973	4	Clamp-Tube	14:2	237-42	1	O-Ring
3	94-5781	2	Screw-HHF	15	340-88	1	Fitting-Straight
4	104-7201	4	Nut-HF, NI	15:1	237-22	1	O-Ring
5	104-8300	1	Nut-HF, NI	15:2	237-78	1	O-Ring
6	114-8302	1	HYD Pump ASM	17	340-97	1	Fitting-Elbow, 90 DEG
7	114-8410	2	Screw-HHF	17:1	237-22	1	O-Ring
8	147-2802	1	Hydraulic Tube ASM	17:2	237-78	1	O-Ring
9	115-2217	1	Tube-HYD	18	354-136	1	Fitting-STR
10	115-2218	1	Tube-HYD	18:1	237-80	1	O-Ring
11	127-8604	1	Tube-HYD	19	2412-113	1	Clamp-R
11:1	237-22	1	O-Ring	20	2412-129	2	Clamp-Hose
11:2	340-117	1	Cap	21	3234-17	4	Screw-HHF
12	147-2804	1	Tube-HYD	22	3234-5	1	Screw-HHF
12:1	237-22	1	O-Ring	23	32128-20	4	Nut-HF
12:2	237-30	1	O-Ring	24	147-7992	1	Hose, HYD Ret
12:3	340-117	1	Cap	25	145-2295	1	Hydraulic Hose ASM
13	340-18	1	Fitting-HYD, 90 DEG	26	3290-379	2	Tie-Cable
13:1	237-79	1	O-Ring	27	340-3	1	Fitting-Straight
13:2	237-22	1	O-Ring	27:1	237-22	1	O-Ring
14	340-77	2	Fitting-Elbow, 90 DEG	27:2	237-79	1	O-Ring



Control Valve Assembly No. 43-1950

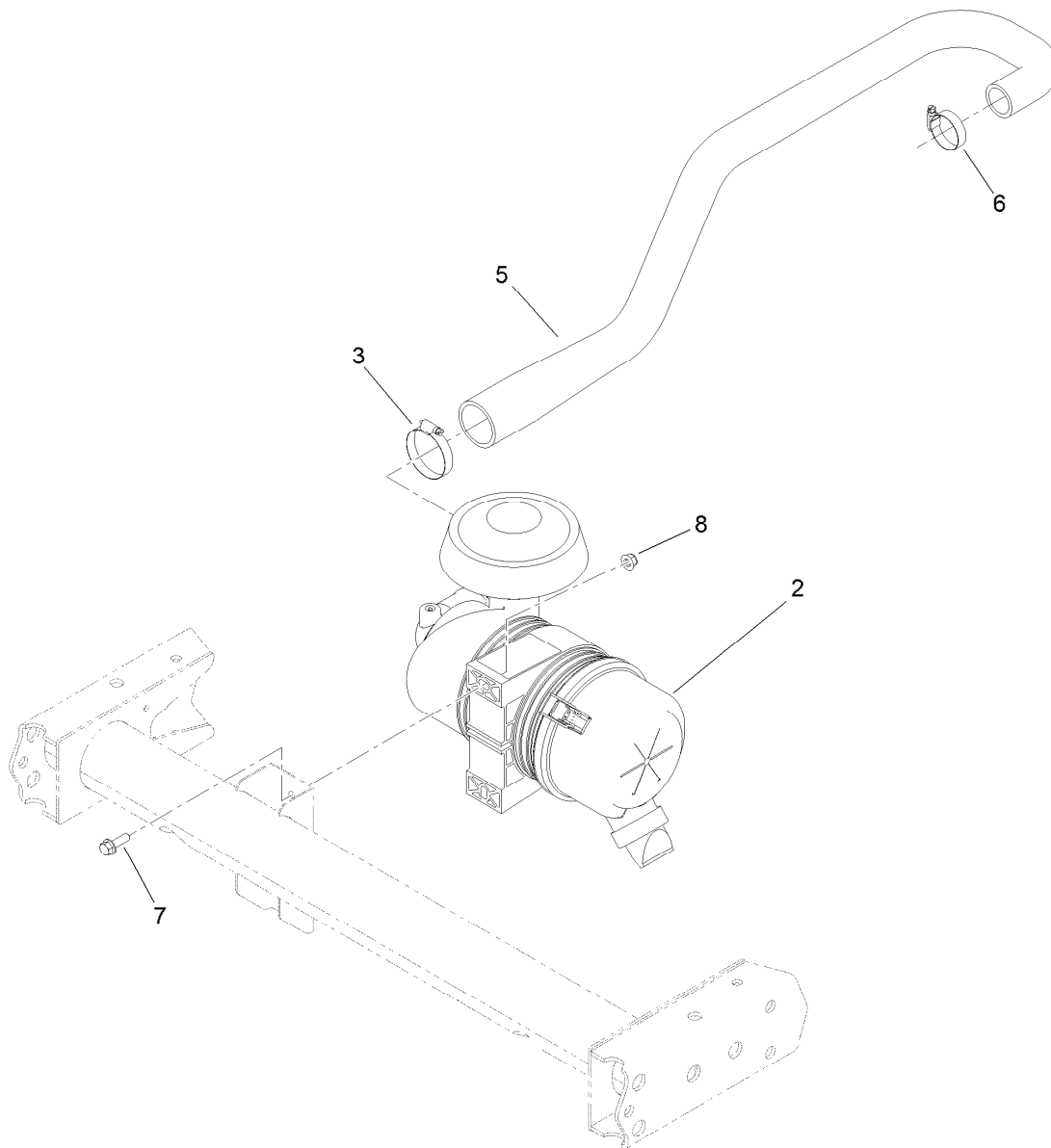
Ref.	Part Number	Qty.	Description
1	22-8330	2	Plug
2	237-42	2	O-Ring
3	22-8340	2	Spring
4	22-8350	2	Ball
5	22-8370	2	Seat-Valve
6	22-8360	2	Pin
7		1	Body ●
8	22-8420	1	Spool
9	22-8500	2	O-Ring
10	22-8380	2	Retainer
11	22-8410	1	Spring
12	23-3030	1	Spacer
13	22-8480	1	Ring-Snap
14	22-8490	1	Ring-Snap

● Not serviced separately



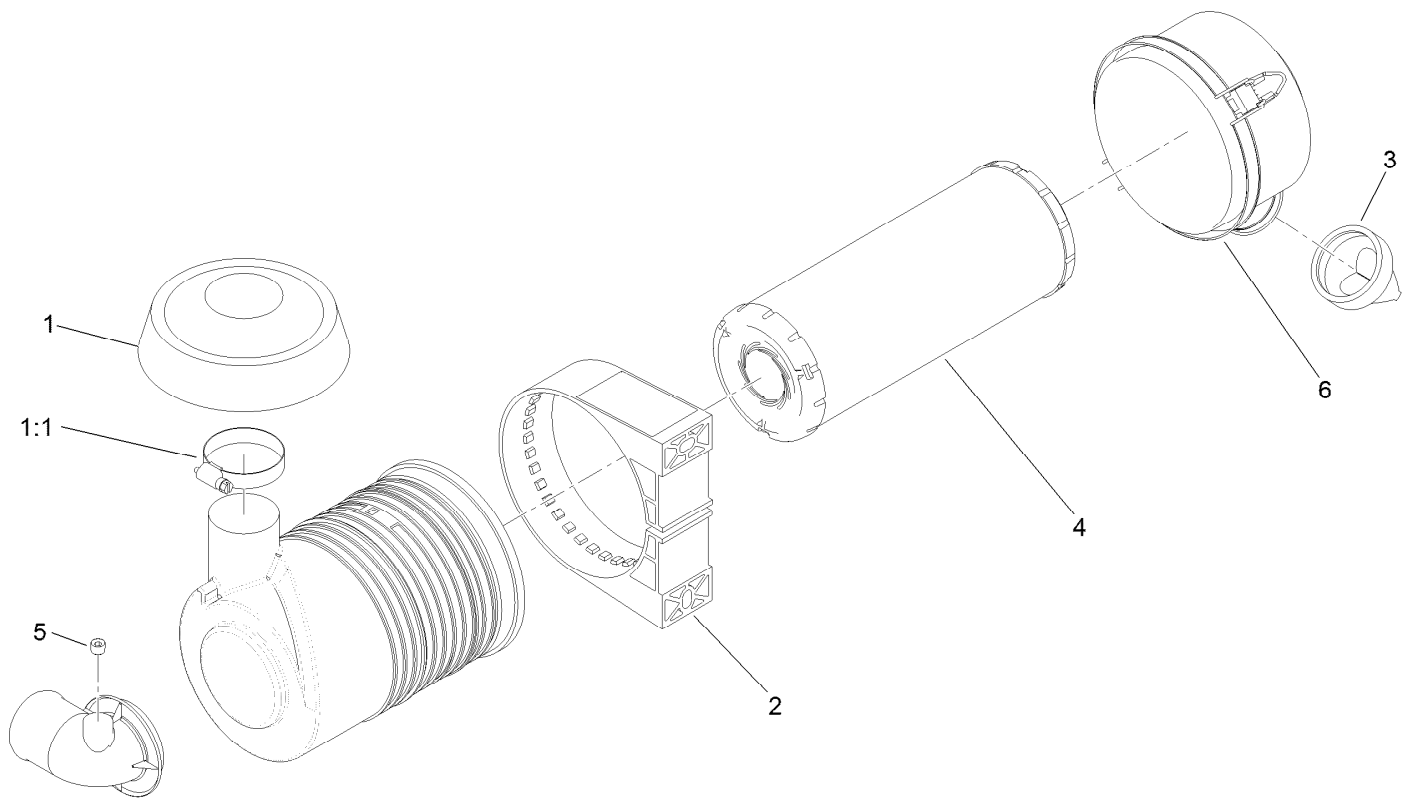
Hydraulic Gear Pump Assembly No. 114-8302

<i>Ref.</i>	<i>Part Number</i>	<i>Qty.</i>	<i>Description</i>
1	115-8696	1	Seal Kit
2	115-7855	1	Key-Square



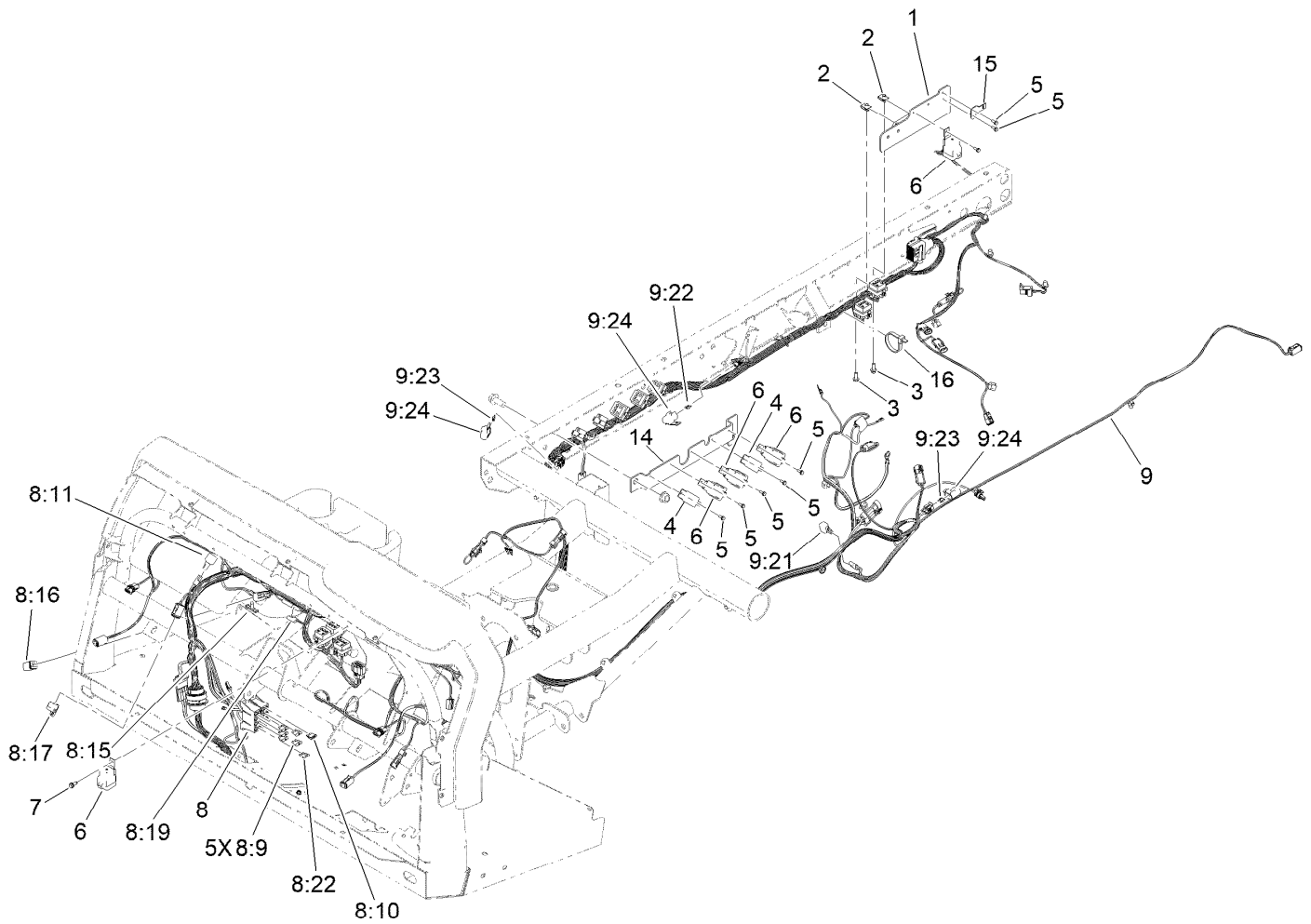
Air Cleaner Assembly

<i>Ref.</i>	<i>Part Number</i>	<i>Qty.</i>	<i>Description</i>
2	138-5650	1	Air Cleaner ASM
3	2412-130	1	Clamp-Hose
5	120-5098	1	Hose-Intake, Air
6	2412-3	1	Clamp-Hose
7	3234-29	2	Screw-HHF
8	104-8300	2	Nut-HF, NI



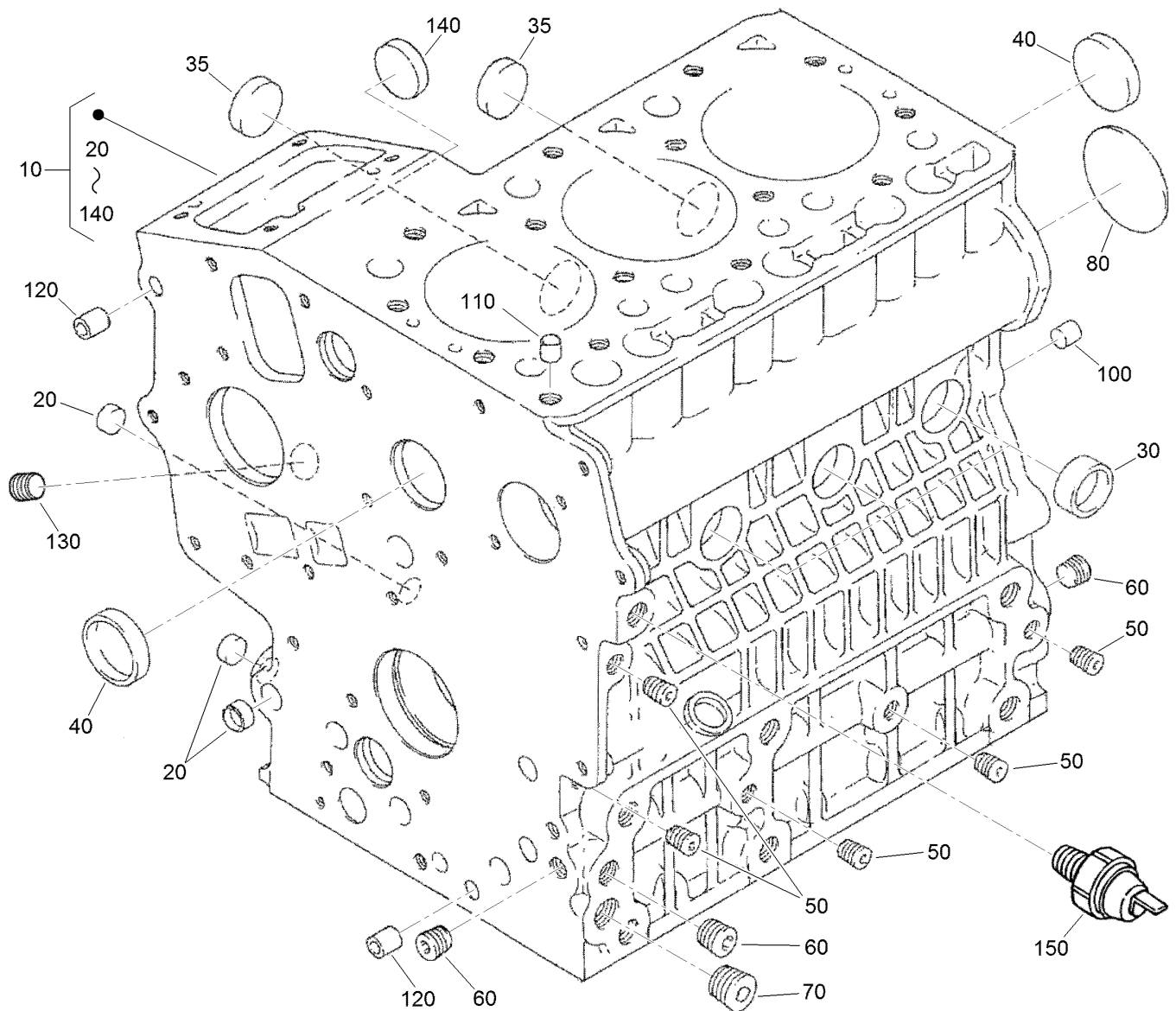
Air Cleaner Assembly No. 138-5650

<i>Ref.</i>	<i>Part Number</i>	<i>Qty.</i>	<i>Description</i>
1	139-0686	1	Rain Cap ASM
1:1	2412-130	1	Clamp-Hose
2	98-4525	1	Bracket-Cleaner, Air
3	87-9400	1	Valve-Vacuator
4	108-3810	1	Filter-Air
5	285-17	1	Plug-Pipe
6	98-9771	1	Cover ASM



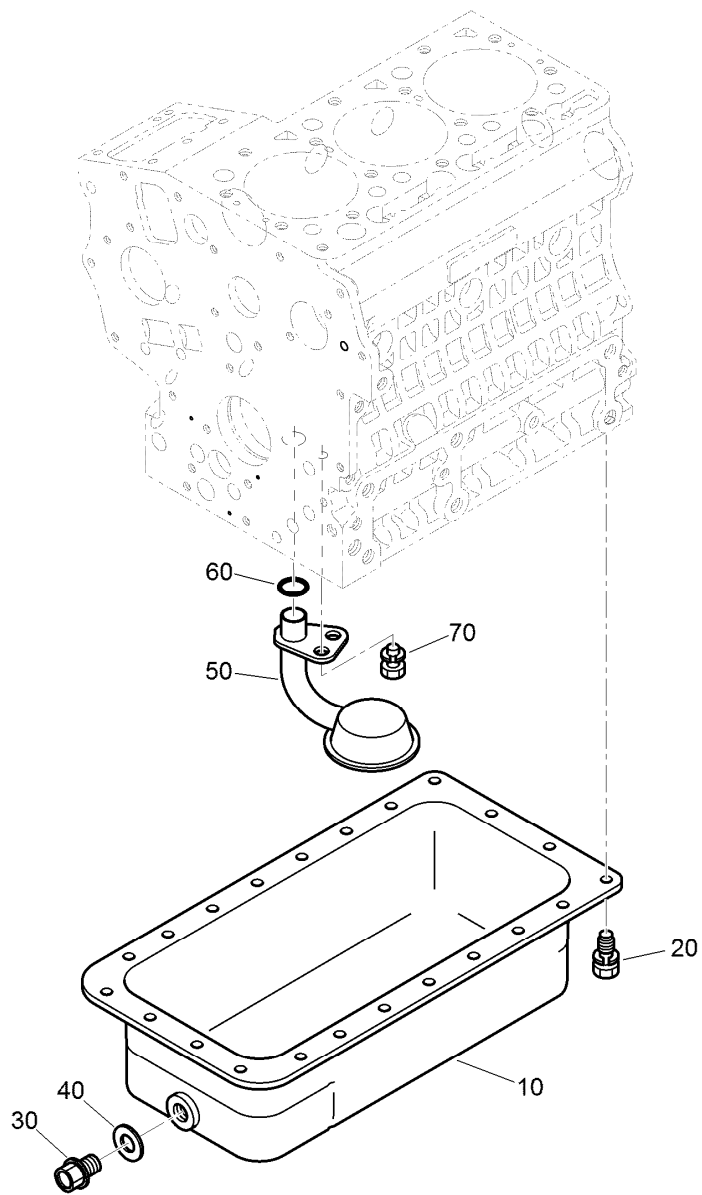
Front and Rear Wire Harness Assembly

<i>Ref.</i>	<i>Part Number</i>	<i>Qty.</i>	<i>Description</i>	<i>Ref.</i>	<i>Part Number</i>	<i>Qty.</i>	<i>Description</i>
1	132-6714-0P	1	Bracket-Mount, Filter	8:16	32180-106	1	Resistor-Sealed
2	107069	2	Clip	8:17	32180-156	1	Cap-Plug, 6 Way
3	3234-4	2	Screw-HHF	8:19	32180-416	1	Cap-Tethered
4	99-7435	2	Relay	8:22	109101	1	Fuse-Blade, 20 Amp
5	32144-112	8	Screw-HWH	9	122-2357	1	Harness-Wire, HDX, EFI, Rear
6	99-7430	5	Relay-Mini	9:21	100-4918	1	Diode
7	32144-10	1	Screw-HWH	9:22	121-8867	1	Fuse-Mini Blade, 15 Amp
8	122-2356	1	Harness-Wire, HDX, EFI, Front	9:23	121-8870	2	Fuse-Mini Blade, 30 Amp
8:9	218-578	5	Fuse-Blade, 10 Amp	9:24	32180-101	3	Cover-Fuse, Single
8:10	109355	1	Fuse-Blade, 15 Amp	14	132-6713-0P	1	Bracket-Mount, Relay
8:11	100-4918	1	Diode	15	132-6716	1	Mount-Harness, Engine
8:15	32180-012	4	Clip-Harness	16	3290-378	1	Tie-Cable



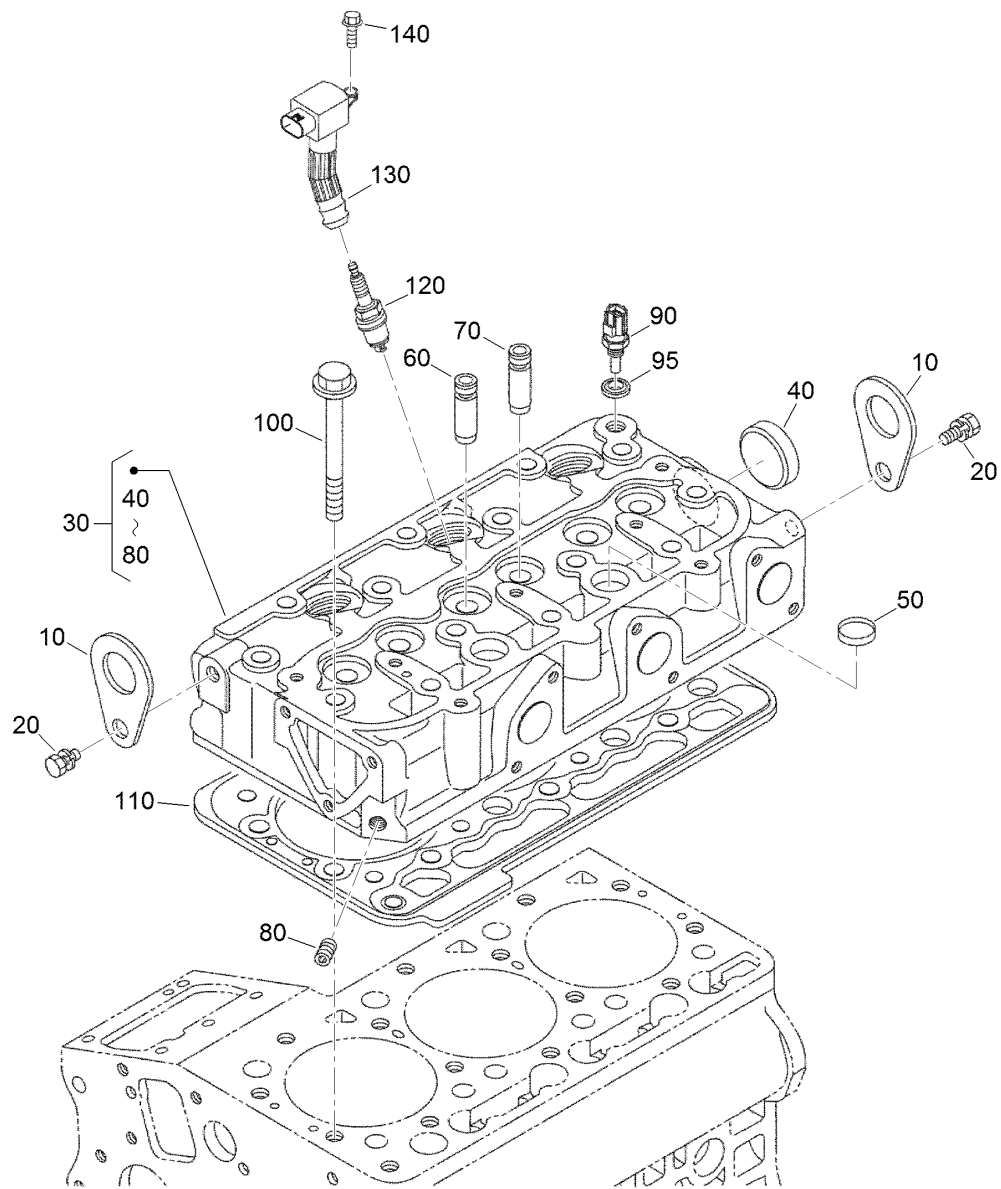
Crankcase Assembly

<i>Ref.</i>	<i>Part Number</i>	<i>Qty.</i>	<i>Description</i>
10	125-9060	1	Crankcase ASM
20	100-2019	3	Cap-Sealing
30	100-2020	3	Cap-Sealing
35	110-3702	2	Cap-Sealing
40	98-9398	2	Cap-Sealing
50	98-9687	5	Plug
60	98-7487	3	Plug
70	98-7488	1	Plug
80	100-1851	1	Plug-Expansion
100	98-9377	2	Pin-Straight
110	98-7506	1	Pin-Pipe
120	100-2051	2	Pin-Pipe
130	98-7488	1	Plug
140	100-1991	1	Cover-Fuel, Camshaft
150	98-9416	1	Switch-Oil



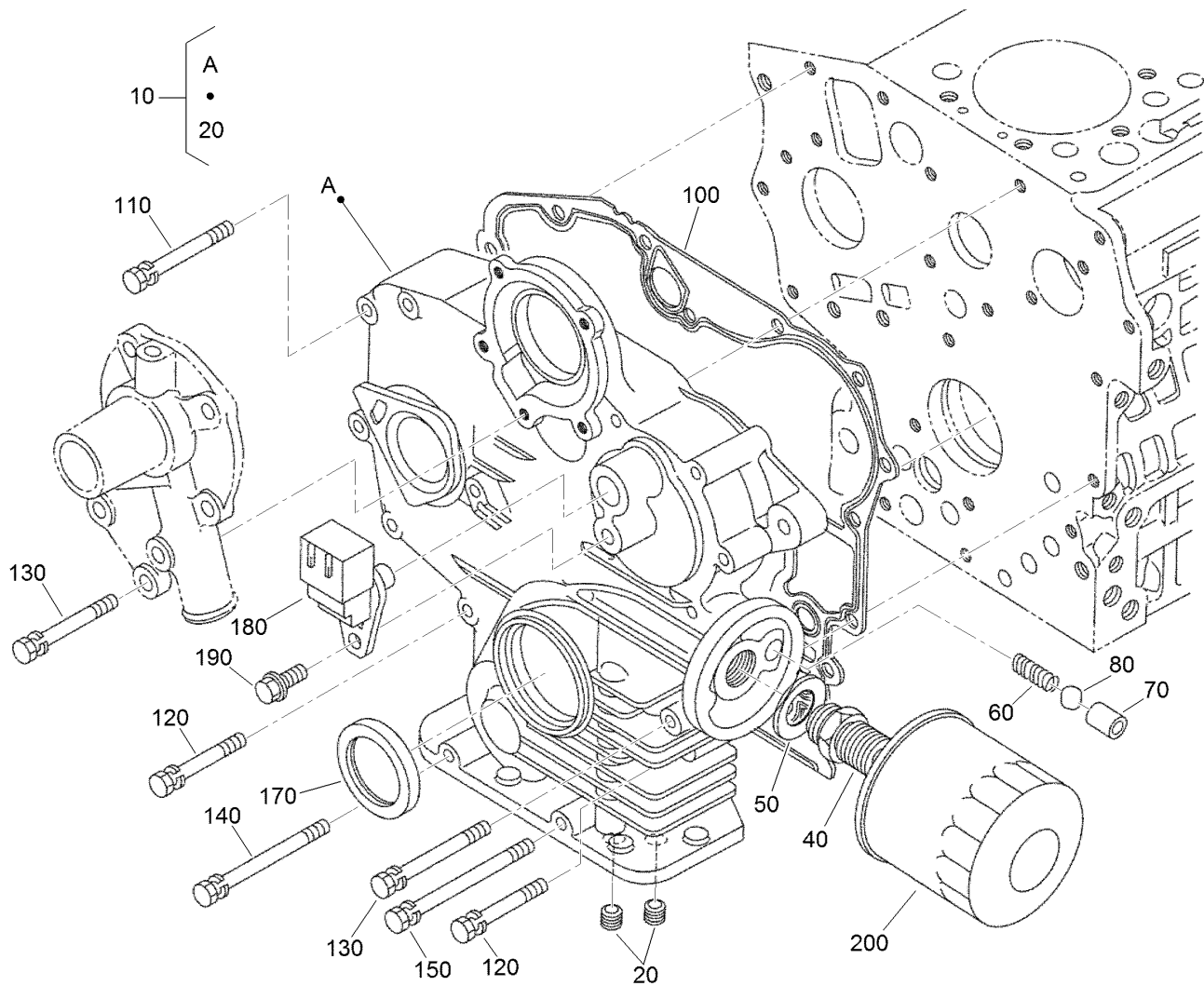
Oil Pan Assembly

<i>Ref.</i>	<i>Part Number</i>	<i>Qty.</i>	<i>Description</i>
10	125-9056	1	Oil Pan ASM
20	98-9350	22	Bolt
30	114-8151	1	Plug-Drain
40	98-7524	1	Gasket
50	125-9052	1	Tube-Pick Up, Oil
60	105-3776	1	O-Ring
70	100-9195	1	Bolt



Cylinder Head Assembly

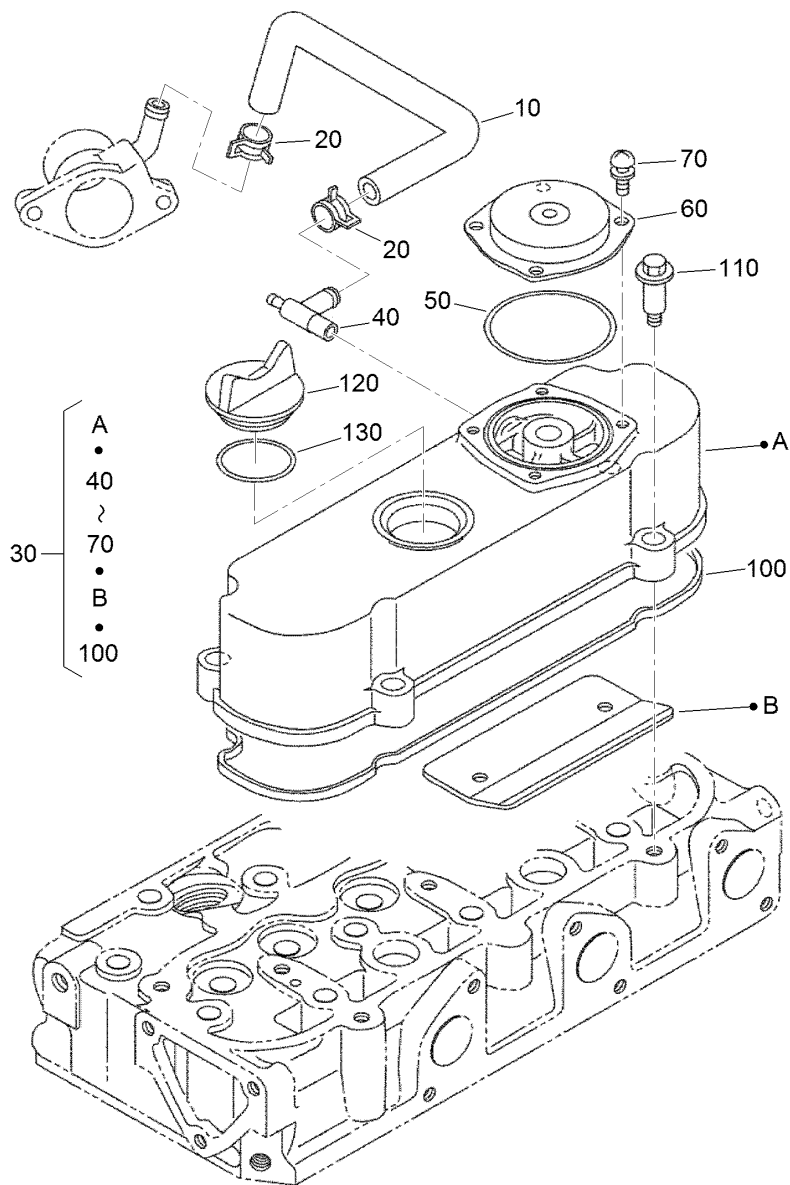
<i>Ref.</i>	<i>Part Number</i>	<i>Qty.</i>	<i>Description</i>
10	98-7531	2	Hook-Engine
20	98-7526	2	Bolt
30	125-9119	1	Cylinder Head ASM
40	105-3705	1	Cap-Sealing
50	98-9389	2	Cap-Sealing
60	100-1882	3	Guide-Valve, Inlet
70	100-1883	3	Guide-Valve, Exhaust
80	98-9687	1	Plug
90	125-9102	1	Sensor-Temperature, Water
95	125-9096	1	Gasket
100	100-1820	14	Bolt-Head, Cylinder
110	125-9113	1	Gasket-Head
120	125-9139	3	Spark Plug
130	125-9145	3	Coil-Ignition
140	99-8363	3	Bolt-Flange



Gear Case and Oil Filter Cartridge Assembly

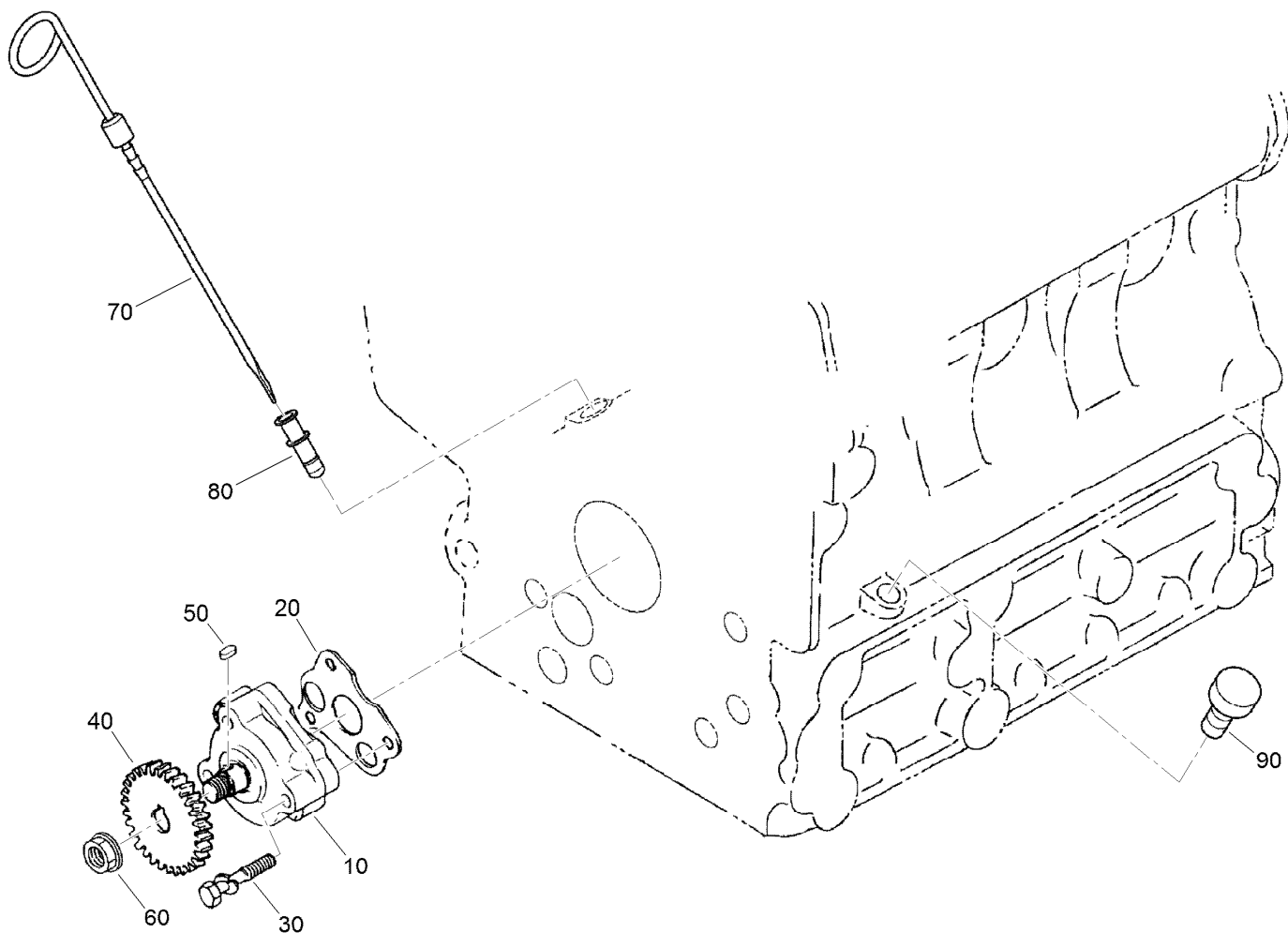
<i>Ref.</i>	<i>Part Number</i>	<i>Qty.</i>	<i>Description</i>
10	125-9151	1	Gear Case ASM
20	98-7488	2	Plug
40	98-9388	1	Joint-Pipe
50	100-1926	1	Washer-Plain
60	100-2004	1	Spring
70	100-1894	1	Seat-Valve
80	100-1792	1	Ball
100	117-0327	1	Gasket-Case, Gear
110	99-8320	1	Bolt

<i>Ref.</i>	<i>Part Number</i>	<i>Qty.</i>	<i>Description</i>
120	98-9356	10	Bolt
130	100-1922	2	Bolt
140	98-9357	1	Bolt
150	110-3710	1	Bolt
170	120-7852	1	Seal-Oil
180	125-9142	1	Sensor
190	99-8363	1	Bolt-Flange
200	115-8189	1	Filter-Oil, Engine



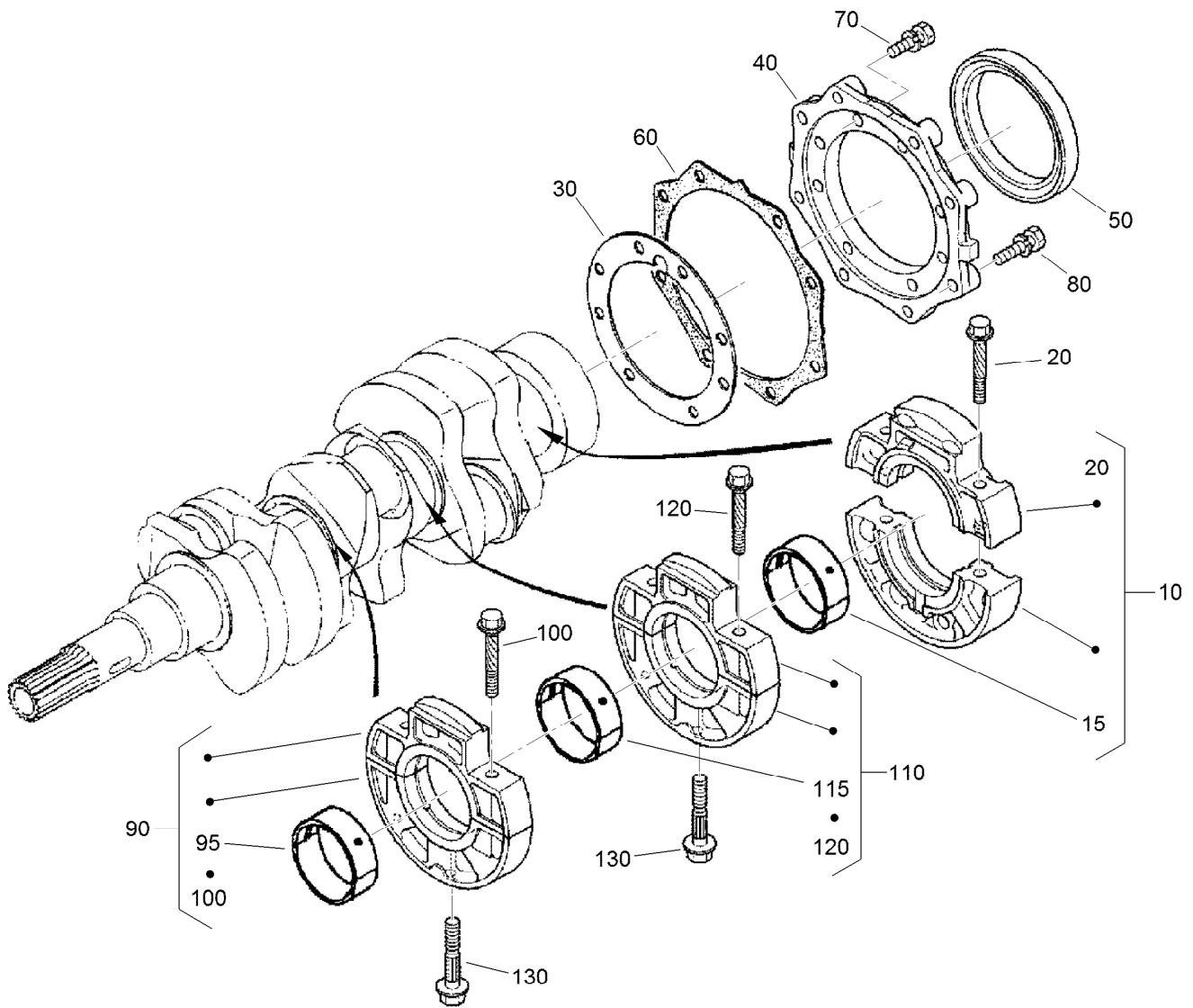
Cylinder Head Cover Assembly

Ref.	Part Number	Qty.	Description
10	125-9120	1	Tube-Breather
20	98-9579	2	Band-Pipe
30	125-9129	1	Cylinder Head Cover ASM
40	125-9117	1	Pipe-Breather
50	110-3846	1	O Ring-Breather
60	108-7060	1	Cover-Breather
70	98-9364	4	Screw (With Washer)
100	125-9130	1	Gasket-Cover, Head
110	108-7063	4	Bolt
120	107-9075	1	Plug-Filler, Oil
130	99-3446	1	O-Ring



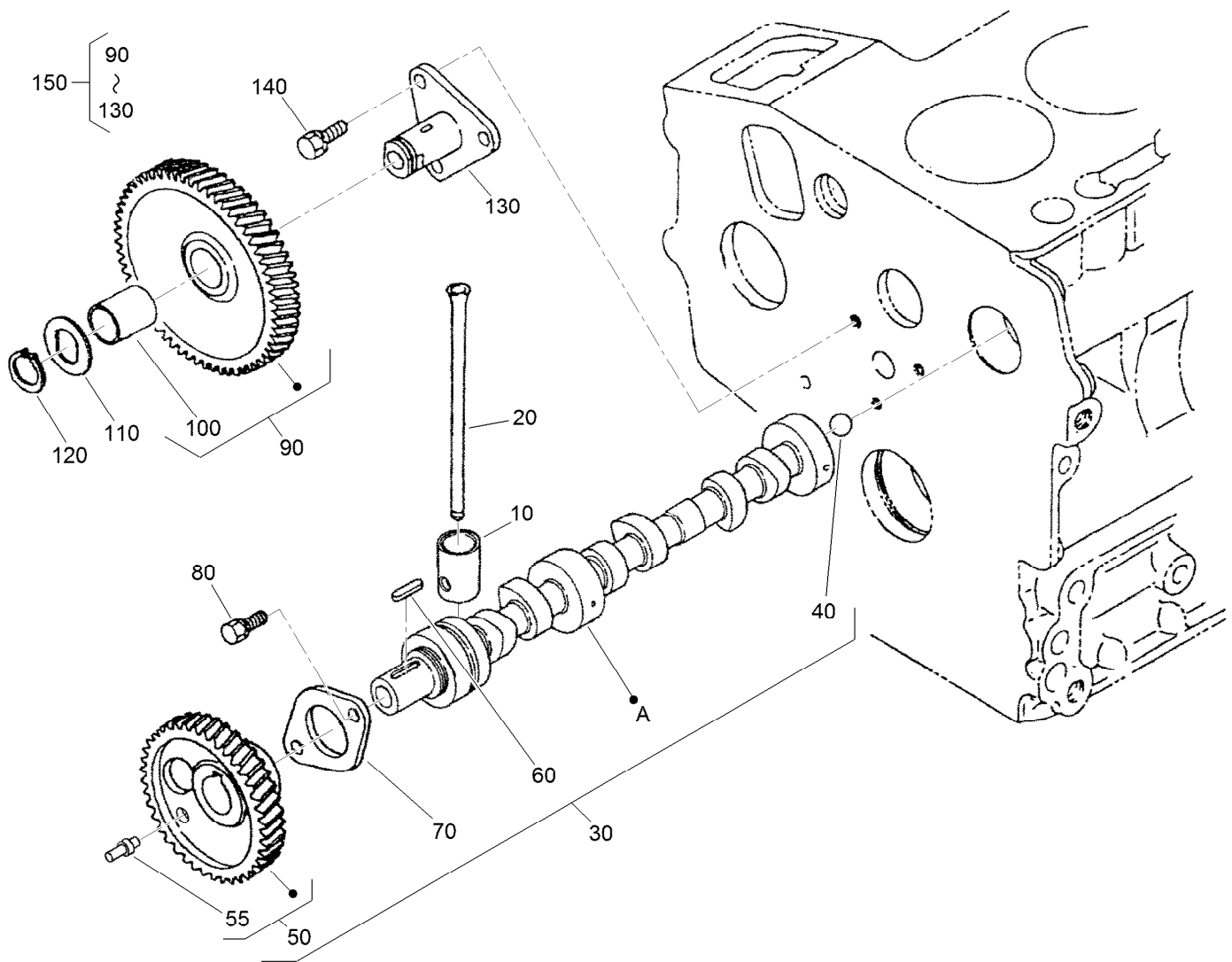
Dipstick, Guide and Oil Pump Assembly

Ref.	Part Number	Qty.	Description
10	100-2002	1	Oil Pump ASM
20	100-2003	1	Gasket-Pump, Oil
30	100-1923	3	Bolt
40	130-1419	1	Gear-Drive, Oil Pump
50	98-7658	1	Key-Feather
60	100-1779	1	Nut-Flange
70	110-3719	1	Gauge-Oil
80	105-4580	1	Guide-Gauge, Oil
90	110-3720	1	Plug-Gauge, Oil



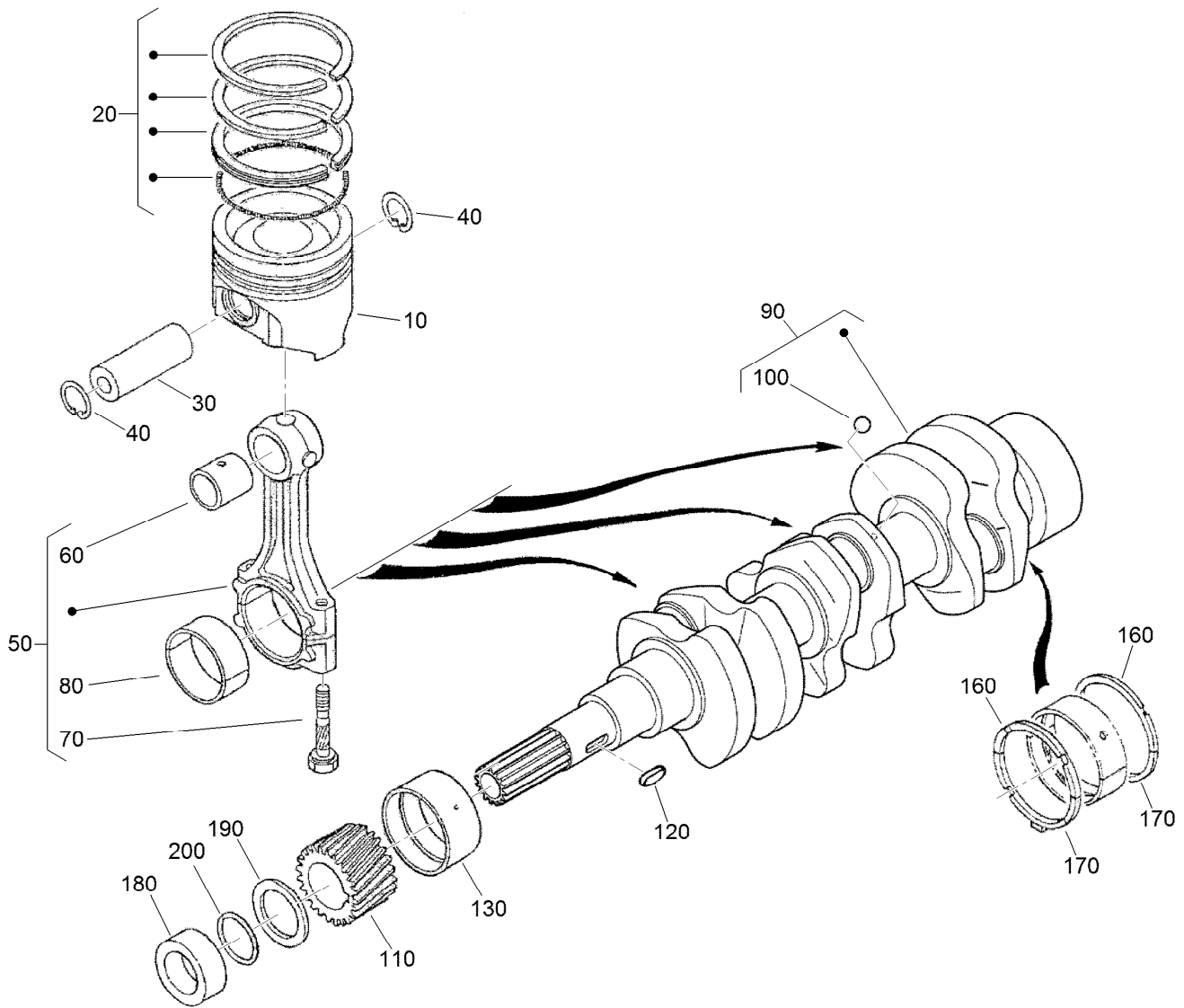
Main Bearing Case Assembly

Ref.	Part Number	Qty.	Description	Ref.	Part Number	Qty.	Description
10	121-2426	1	Bearing Case Wheel ASM	95	125-9083	1	Crankshaft Metal ASM (-0.20Mm)
15	110-3744	1	Crankshaft Metal ASM (STD)	95	110-3743	1	Crankshaft Metal ASM (-0.40Mm)
15	110-3745	1	Crankshaft Metal ASM (-0.20MM)	100	110-3723	2	Bolt-Case, Bearing
15	110-3746	1	Crankshaft Metal ASM (-0.40MM)	110	110-3725	1	Main Bearing Case ASM
20	110-3723	2	Bolt-Case, Bearing	115	110-3741	1	Crankshaft Metal ASM (STD)
30	100-1873	1	Gasket-Case, Bearing	115	125-9083	1	Crankshaft Metal ASM (-0.20Mm)
40	112-8334	1	Cover-Case, Bearing	115	110-3743	1	Crankshaft Metal ASM (-0.40Mm)
50	110-3724	1	Seal-Oil	120	110-3723	2	Bolt-Case, Bearing
60	100-1876	1	Gasket-Cover, Case	130	100-1874	2	Bolt-Case, Bearing
70	98-7568	8	Bolt				
80	100-1750	8	Bolt				
90	110-3725	1	Main Bearing Case ASM				
95	110-3741	1	Crankshaft Metal ASM (STD)				



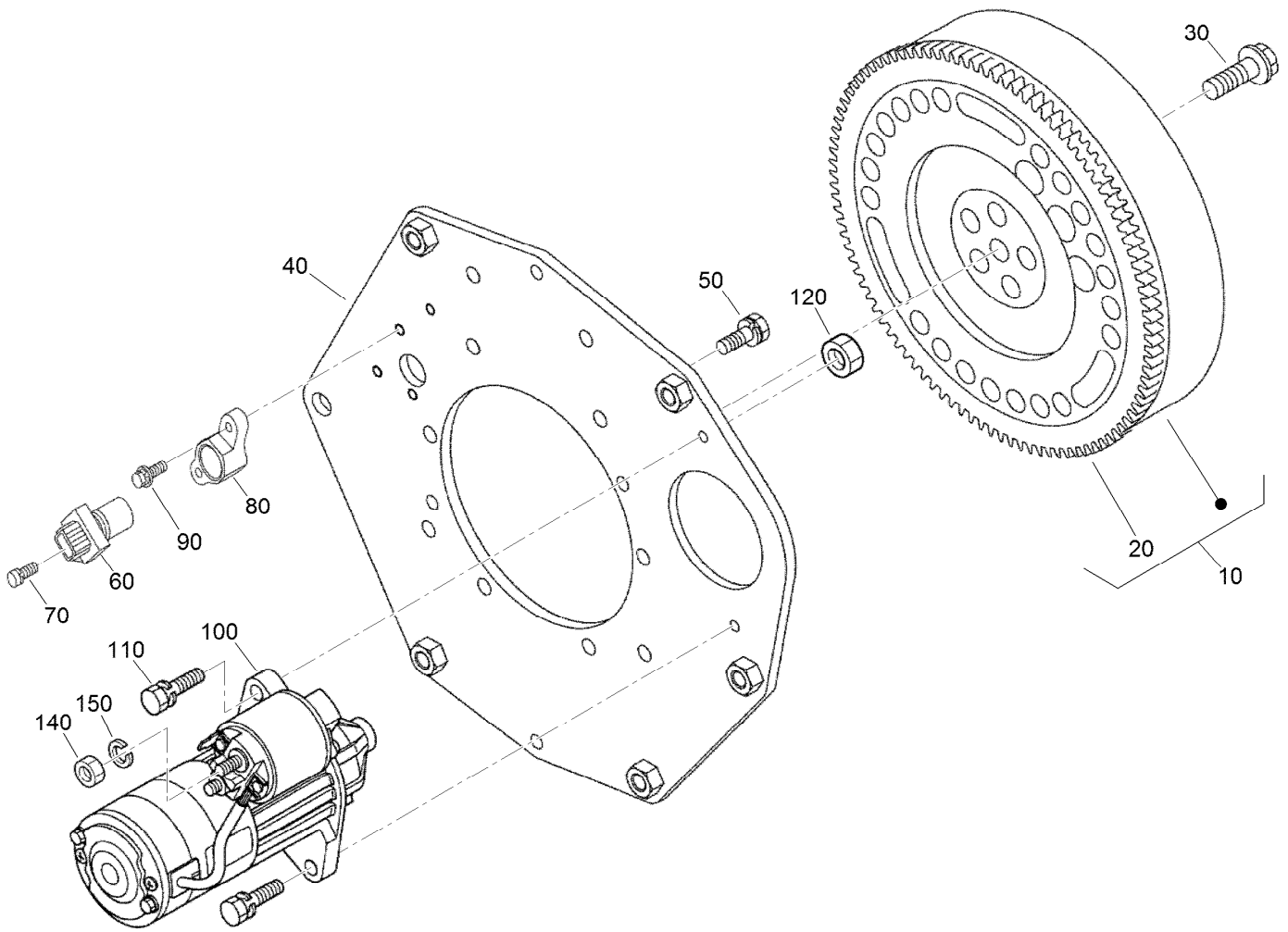
Cam Shaft and Idle Gear Shaft Assembly

<i>Ref.</i>	<i>Part Number</i>	<i>Qty.</i>	<i>Description</i>	<i>Ref.</i>	<i>Part Number</i>	<i>Qty.</i>	<i>Description</i>
10	110-3727	6	Tappet	80	98-9350	2	Bolt
20	100-1989	6	Rod-Push	90	121-2421	1	Idle Gear ASM
30	125-9131	1	Camshaft ASM	100	121-2422	1	Bushing
40	110-3729	1	Ball	110	100-1970	1	Collar-Gear, Idle
50	125-9132	1	Cam Gear ASM	120	100-1969	1	Ring-Snap
55	125-9133	2	Pin-Gear, Cam	130	100-1967	1	Shaft-Gear, Idle
60	98-9378	1	Key-Feather	140	100-1774	3	Bolt-Flange
70	100-1887	1	Stopper-Camshaft	150	100-2240	1	Idle Gear ASM



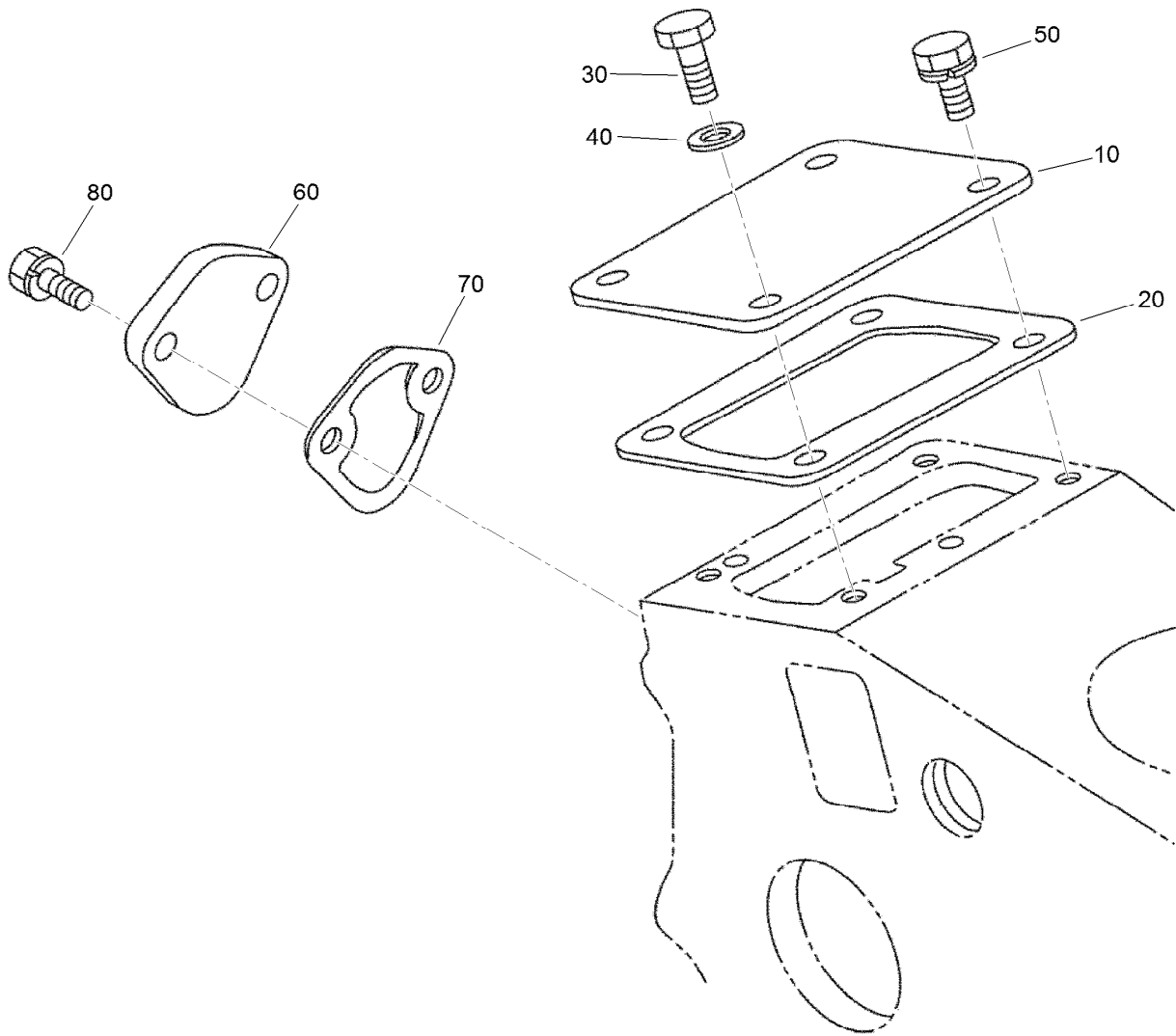
Piston and Crankshaft Assembly

Ref.	Part Number	Qty.	Description	Ref.	Part Number	Qty.	Description
10	125-9115	3	Piston (STD)	110	100-1891	1	Gear-Crankshaft
10	125-9116	3	Piston (+0.50Mm)	120	100-1752	1	Key-Feather
20	125-9134	3	Piston Ring ASM (STD)	130	110-3738	1	Metal-Crankshaft (STD)
20	125-9135	3	Piston Ring ASM (+0.50Mm)	130	121-2424	1	Metal-Crankshaft (-.20MM)
30	110-3734	3	Pin-Piston	130	110-3740	1	Metal-Crankshaft (-0.40MM)
40	100-1835	6	Circlip-Internal	160	100-1836	2	Metal-Side (STD)
50	125-9070	3	Connecting Rod ASM	160	121-3847	2	Metal-Side (+.20MM)
60	110-3736	3	Bushing-Pin, Piston	160	100-1839	2	Metal-Side (+0.40MM)
70	100-1999	6	Bolt-Rod, Connecting	170	117-0309	2	Metal-Side (STD)
80	100-2000	3	Metal-Crankpin (STD)	170	121-2428	2	Metal-Side (+.20MM)
80	100-1942	3	Metal-Crankpin (-0.20Mm)	170	100-1841	2	Metal-Side (+0.4MM)
80	100-1943	3	Metal-Crankpin (-0.40Mm)	180	100-1890	1	Collar-Crankshaft
90	117-0308	1	Crankshaft	190	100-1974	1	Slinger-Oil
100	100-1791	3	Ball	200	100-2209	1	O-Ring



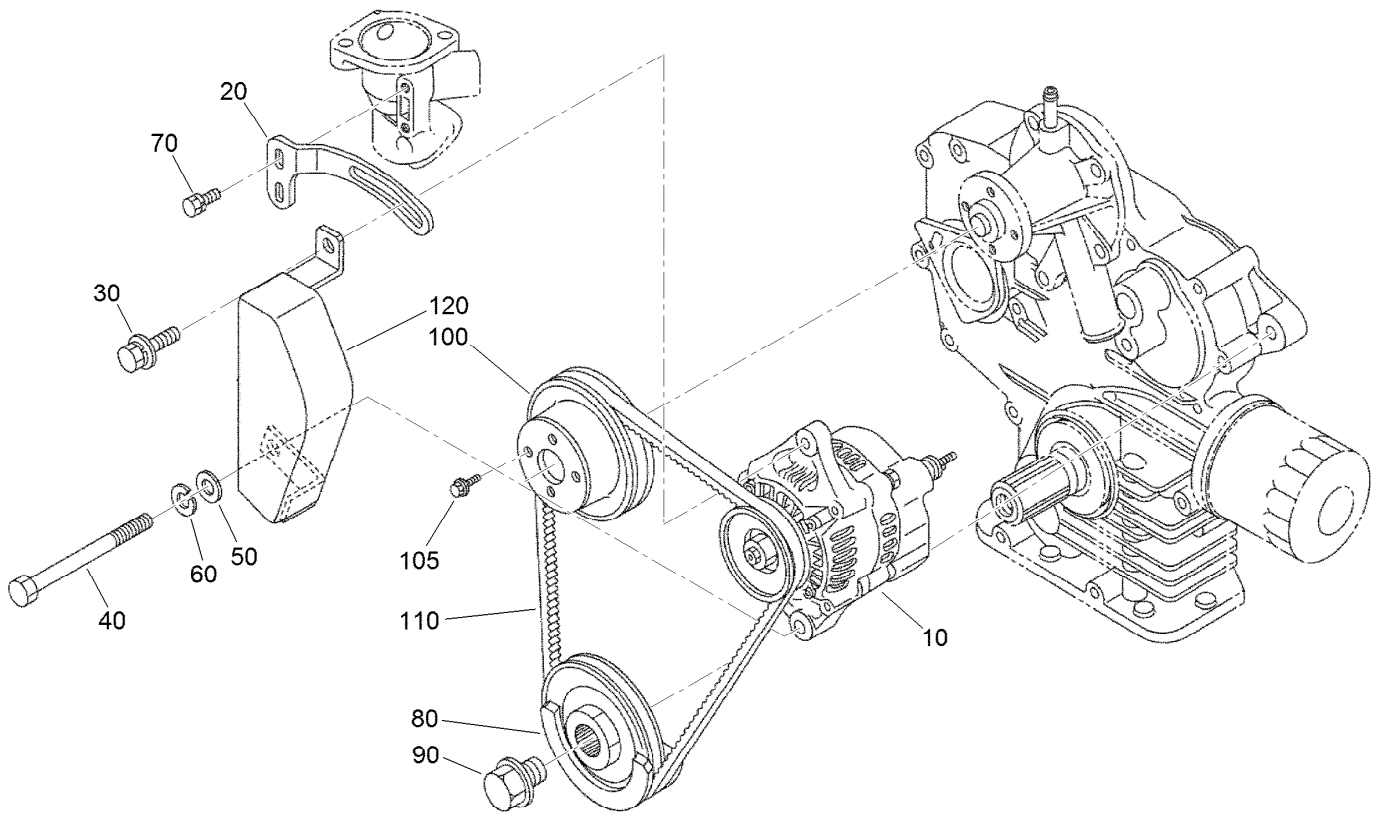
Flywheel, Starter and Sensor Switch Assembly

<i>Ref.</i>	<i>Part Number</i>	<i>Qty.</i>	<i>Description</i>
10	125-9153	1	Flywheel ASM
20	105-3722	1	Gear-Ring
30	125-9051	5	Bolt-Flywheel
40	145-2653	1	Rear End Plate Replacement Kit
50	110-3754	10	Bolt
60	125-9103	1	Sensor Stick ASM
70	125-9094	1	Bolt-Flange
80	125-9144	1	Holder-Sensor
90	108-2873	1	Bolt-Flange
100	110-3800	1	Starter ASM
110	98-7697	2	Bolt
120	98-7534	2	Nut
140	98-7534	1	Nut
150	105-2893	1	Washer-Spring



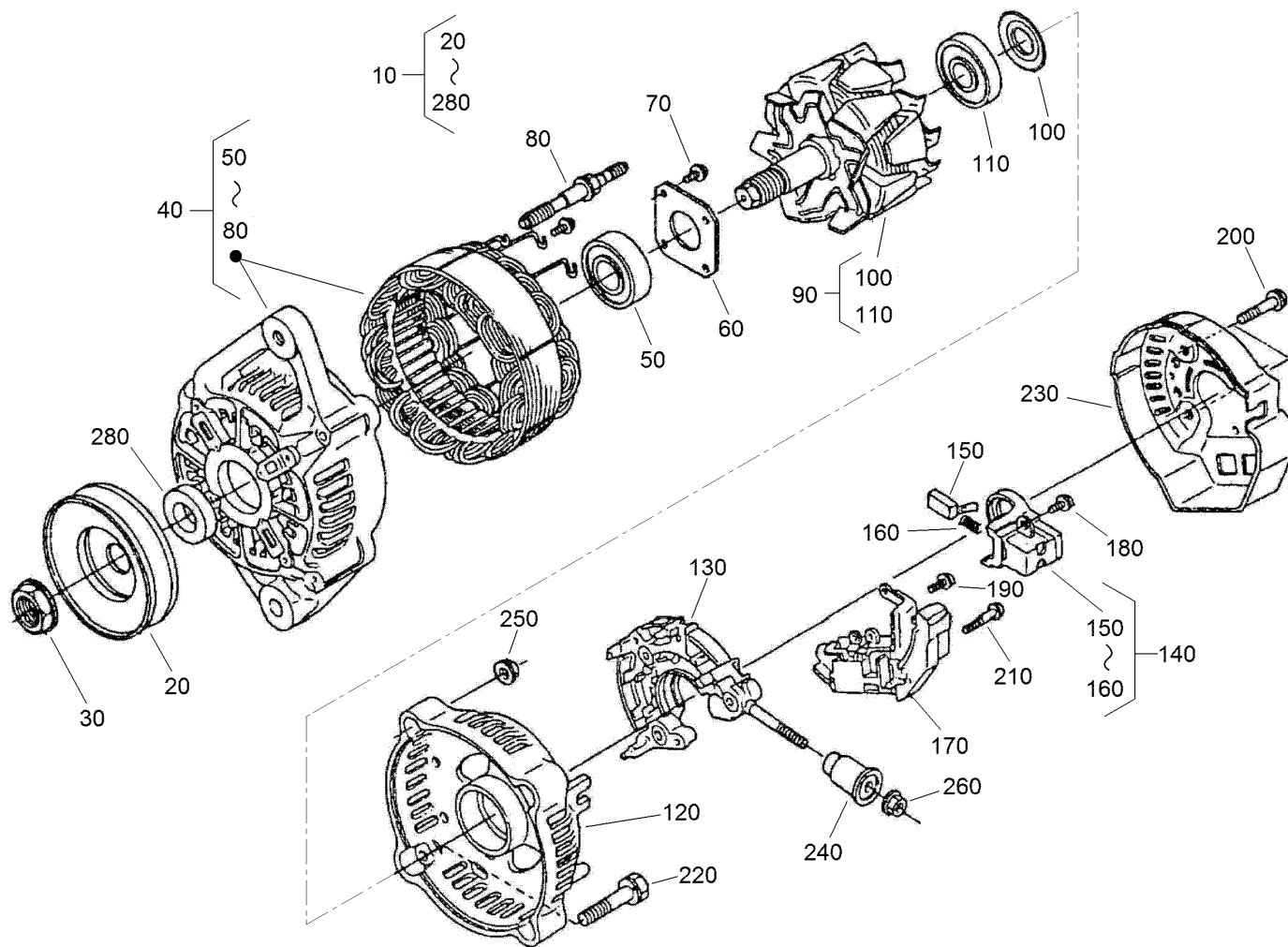
Injection and Fuel Pump Covers Assembly

<i>Ref.</i>	<i>Part Number</i>	<i>Qty.</i>	<i>Description</i>
10	125-9098	1	Cover
20	125-9105	1	Gasket
30	99-8348	1	Bolt
40	98-7654	1	Gasket
50	98-9350	3	Bolt
60	99-3514	1	Cover
70	98-9636	1	Gasket-Pump, Fuel
80	98-7692	2	Bolt



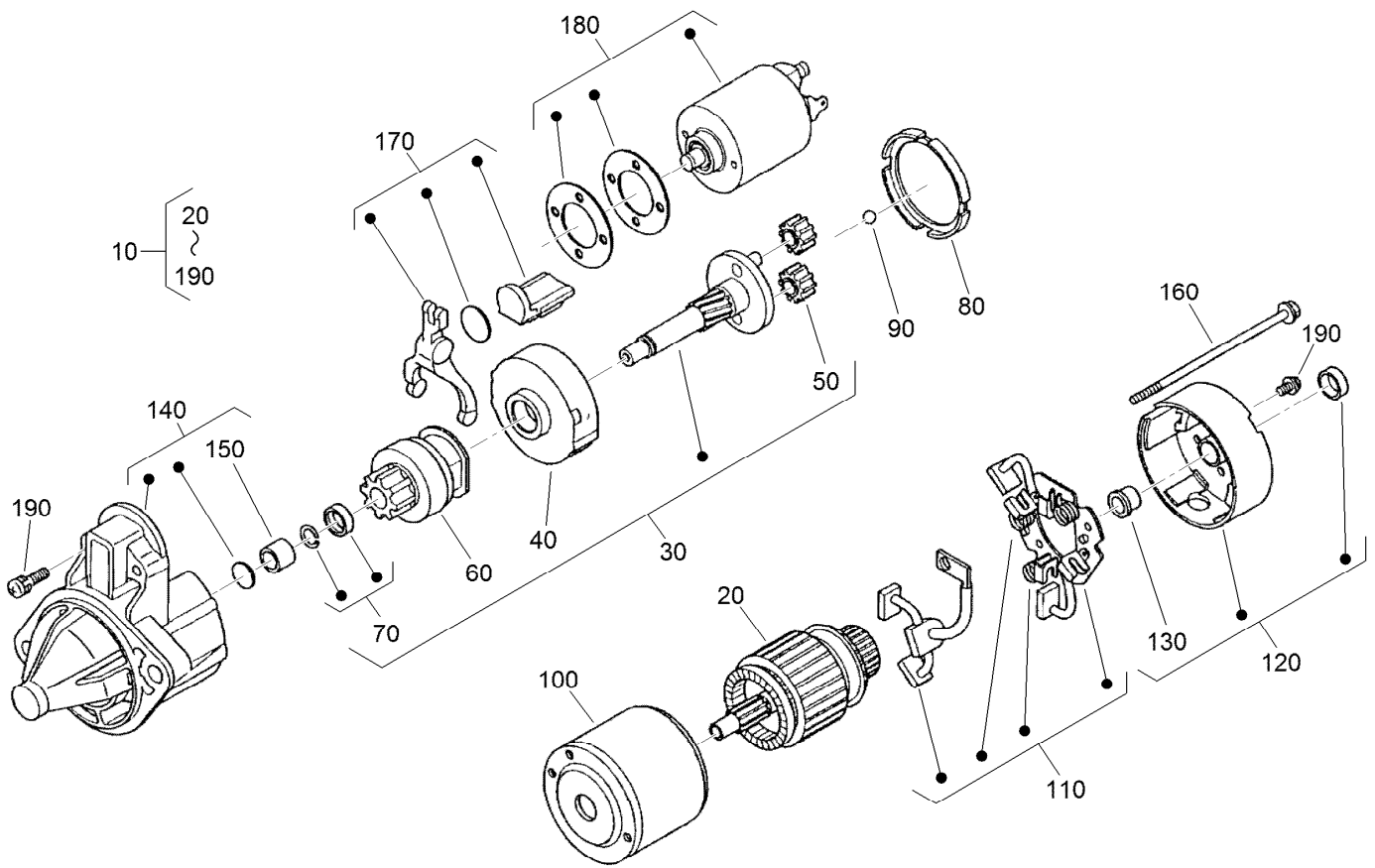
Alternator and Pulley Assembly

<i>Ref.</i>	<i>Part Number</i>	<i>Qty.</i>	<i>Description</i>
10	117-5541	1	60 Amp Alternator ASM
20	117-0314	1	Stay-Alternator
30	121-3800	1	Bolt-Sems
40	125-9091	1	Bolt-Hex
50	120-5832	1	Washer-Plain
60	105-2893	1	Washer-Spring
70	98-7692	2	Bolt
80	100-1921	1	Pulley-Fan
90	100-1978	1	Bolt
100	125-9154	1	Pulley-Drive, Fan
105	99-8363	4	Bolt-Flange
110	110-3796	1	Belt-V
120	117-0315	1	Cover-Alternator



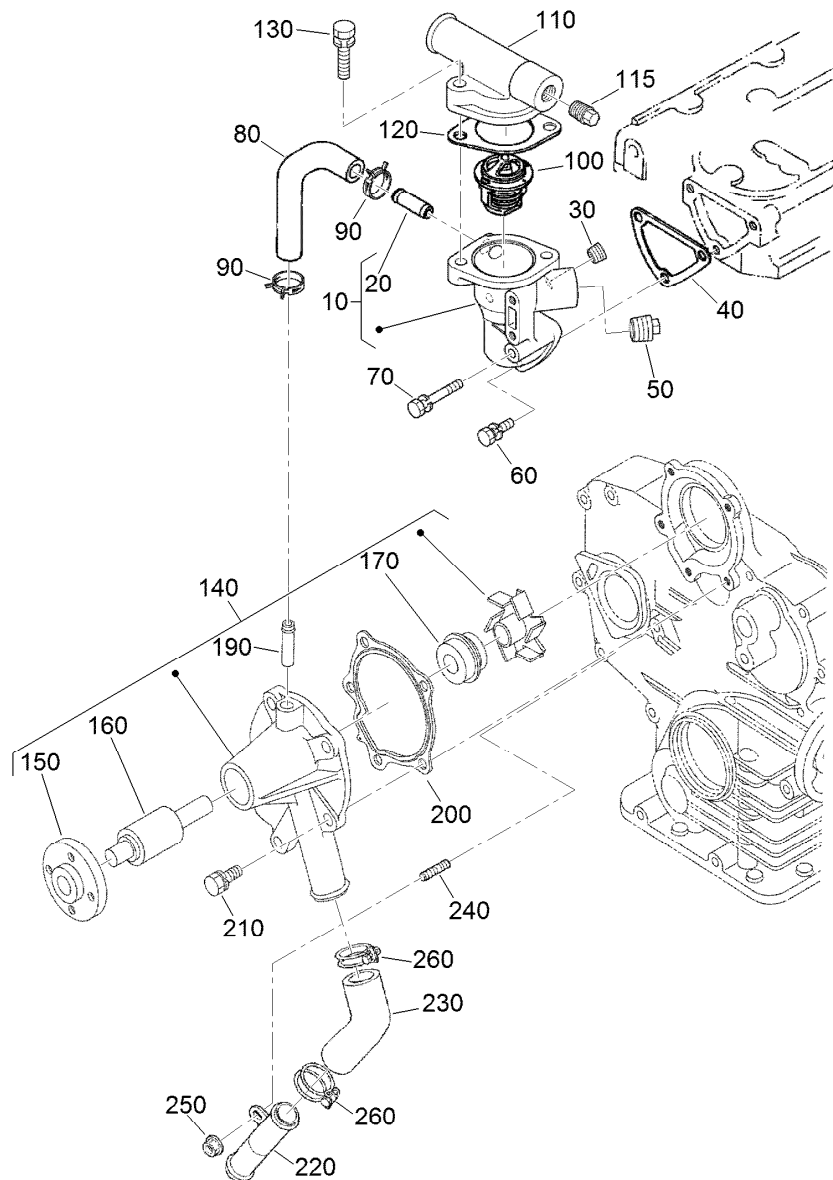
Alternator Components Assembly

Ref.	Part Number	Qty.	Description	Ref.	Part Number	Qty.	Description
10	117-5541	1	60 Amp Alternator ASM	150	98-7724	2	Brush
20	98-9453	1	Pulley-Dynamo	160	98-7725	2	Spring-Brush
30	98-7708	1	Nut	170	117-0319	1	Regulator ASM
40	117-0316	1	Drive End Frame ASM	180	98-7727	6	Screw-Head, Round
50	133-2811	1	Bearing	190	98-7728	1	Screw-Head, Round
60	98-7715	1	Plate-Retainer	200	98-7729	3	Bolt
70	98-7716	4	Screw-Head, Round	210	98-7726	2	Screw-Head, Round
80	98-7717	2	Bolt-Through	220	98-7731	2	Bolt
90	117-0317	1	Rotor ASM	230	117-0320	1	Cover-End
100	98-7711	1	Cover-Bearing	240	117-0321	1	Insulation-Brush
110	107-0138	1	Bearing-Ball	250	98-7730	2	Nut
120	133-2813	1	Frame-End	260	98-7732	1	Nut
130	117-0322	1	Holder	280	98-7709	1	Collar
140	107-0141	1	Brush Holder ASM				



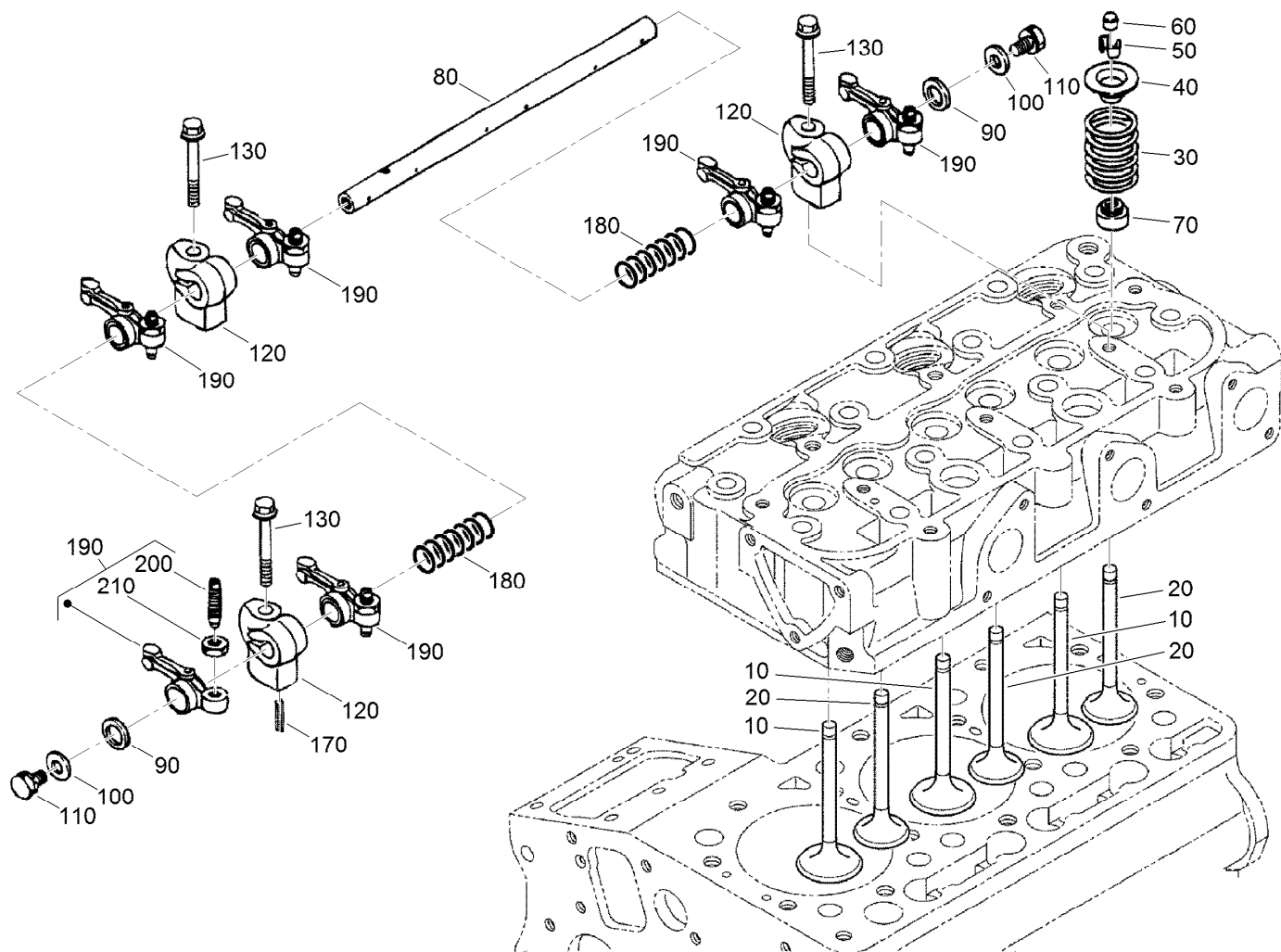
Starter Components Assembly

<i>Ref.</i>	<i>Part Number</i>	<i>Qty.</i>	<i>Description</i>	<i>Ref.</i>	<i>Part Number</i>	<i>Qty.</i>	<i>Description</i>
10	110-3800	1	Starter ASM	110	110-3810	1	Brush Holder ASM
20	110-3801	1	Armature	120	110-3811	1	Rear Bracket ASM
30	110-3802	1	Shaft ASM	130	110-3812	1	Bushing
40	120-3142	1	Gear-Internal	140	110-3813	1	Front Bracket ASM
50	110-3804	3	Gear-Planetary	150	110-3814	1	Bushing
60	110-3805	1	Clutch-Running, Over	160	110-3815	2	Bolt
70	110-3806	1	Stopper	170	110-3816	1	Fork Lever ASM
80	120-3143	1	Gasket	180	125-9099	1	Switch-Magnetic
90	110-3808	1	Ball	190	110-3818	1	Screws (Set Of 4)
100	110-3809	1	Yoke				



Thermostat and Water Pump Assembly

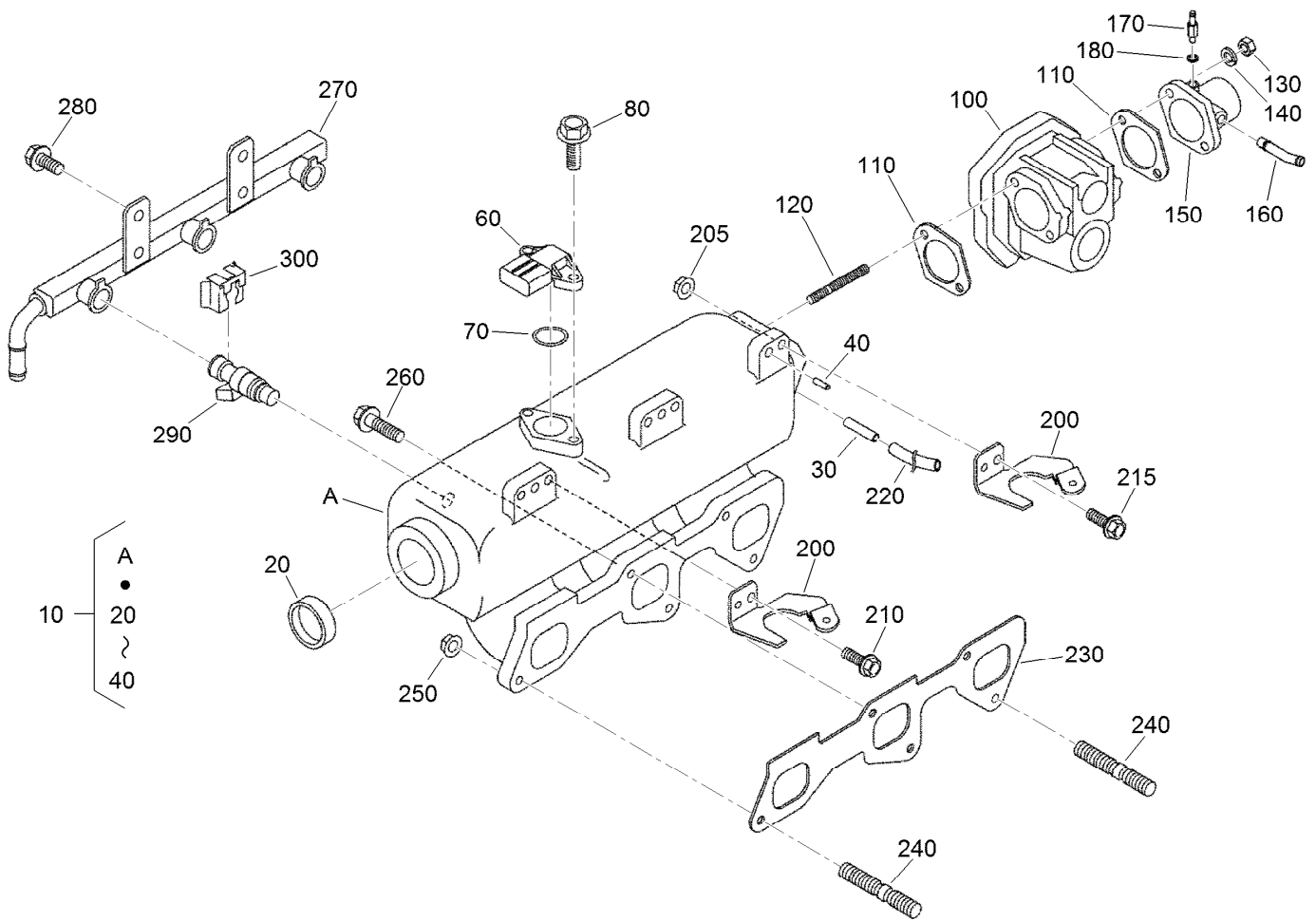
<i>Ref.</i>	<i>Part Number</i>	<i>Qty.</i>	<i>Description</i>	<i>Ref.</i>	<i>Part Number</i>	<i>Qty.</i>	<i>Description</i>
10	110-3819	1	Water Flange ASM	130	98-7777	2	Bolt
20	98-9580	1	Pipe-Return, Water	140	110-3824	1	Water Pump ASM
30	98-9444	1	Plug	150	100-1933	1	Flange-Pump, Water
40	110-3820	1	Gasket-Flange, Water	160	100-1934	1	Bearing-Ball
50	110-3821	1	Plug	170	99-3518	1	Water Pump Seal ASM
60	98-7692	2	Bolt	190	100-1932	1	Pipe-Return, Water
70	105-3797	1	Bolt	200	117-0330	1	Gasket-Pump, Water
80	110-3822	1	Pipe-Return, Water	210	100-1750	4	Bolt
90	125-9078	2	Clamp-Hose	220	100-1918	1	Pipe-Water
100	98-7778	1	Thermostat ASM	230	110-3827	1	Pipe-Water
110	120-7575	1	Cover-Thermostat	240	100-1924	1	Stud
115	125-9079	1	Plug	250	100-2203	1	Nut-Flange
120	105-3748	1	Gasket-Thermostat	260	110-3828	2	Band-Pipe



Valve and Rocker Arm Assembly

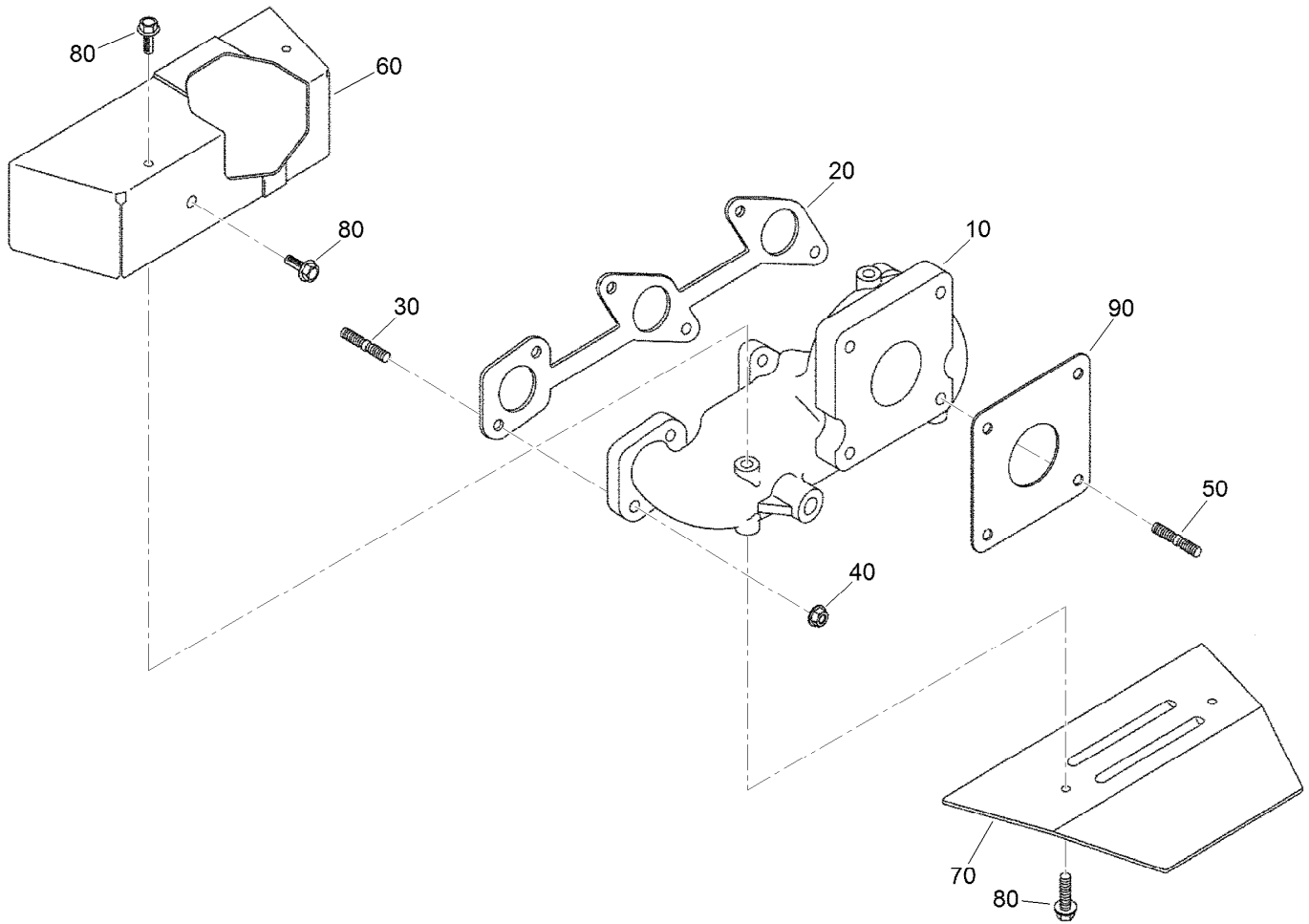
Ref.	Part Number	Qty.	Description
10	125-9106	3	Valve-Inlet
20	125-9114	3	Valve-Exhaust
30	100-1823	6	Spring-Valve
40	100-1825	6	Retainer-Spring, Valve
50	120-3136	6	Collet-Spring, Valve
60	100-2155	6	Cap-Valve
70	125-9128	6	Seal-Stem, Valve
80	110-3831	1	Shaft-Arm, Rocker
90	100-2044	2	Washer

Ref.	Part Number	Qty.	Description
100	100-1927	2	Washer-Plain
110	100-1762	2	Bolt
120	110-3833	3	Bracket-Arm, Rocker
130	110-3834	3	Bolt-Flange
170	98-7602	1	Pin-Spring
180	110-3835	2	Spring
190	100-1884	6	Rocker Arm ASM
200	100-1885	6	Screw-Adjusting
210	100-1827	6	Nut



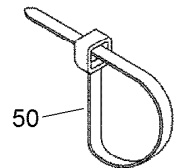
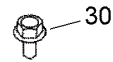
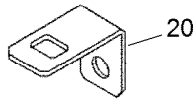
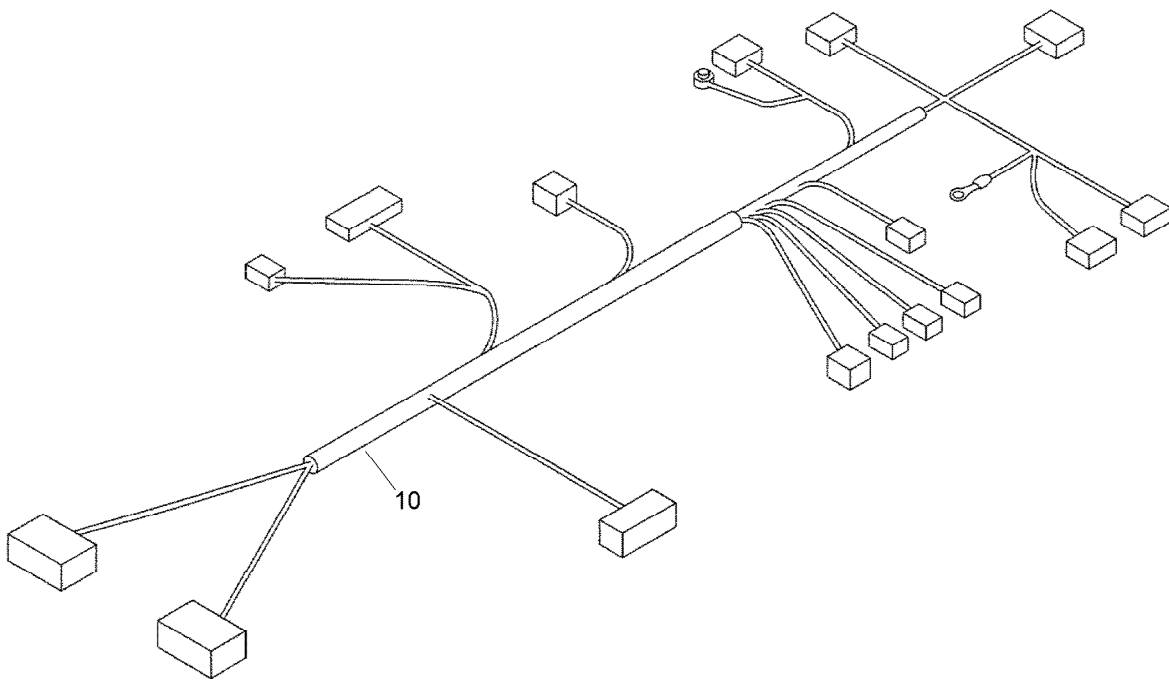
Inlet Manifold Assembly

<i>Ref.</i>	<i>Part Number</i>	<i>Qty.</i>	<i>Description</i>	<i>Ref.</i>	<i>Part Number</i>	<i>Qty.</i>	<i>Description</i>
10	125-9122	1	Intake Manifold ASM	180	98-7654	1	Gasket
20	98-7539	1	Cap-Sealing	200	125-9146	3	Stay-Coil, Ignition
30	125-9158	1	Pin-Pipe	205	100-2203	1	Nut-Flange
40	98-9375	3	Pin-Straight	210	99-8363	2	Bolt-Flange
60	125-9110	1	Sensor (Tmap)	215	105-3789	1	Bolt
70	125-9112	1	O Ring	220	125-9097	1	Tube-Fuel
80	125-9111	2	Bolt-Flange	230	125-9123	1	Gasket-Manifold, Intake
100	125-9136	1	Throttle Body ASM	240	125-9092	2	Stud
110	125-9104	2	Gasket-Cleaner, Air	250	100-2203	2	Nut-Flange
120	125-9093	2	Stud	260	98-9352	3	Bolt
130	98-7534	2	Nut	270	125-9137	1	Rail-Ignition, Fuel
140	105-2893	2	Washer-Spring	280	98-7692	2	Bolt
150	125-9121	1	Flange-Cleaner, Air	290	125-9107	3	Injector
160	110-3837	1	Pipe-Breather	300	125-9138	3	Stopper-Injector
170	98-9431	1	Screw-Bleeder, Air				



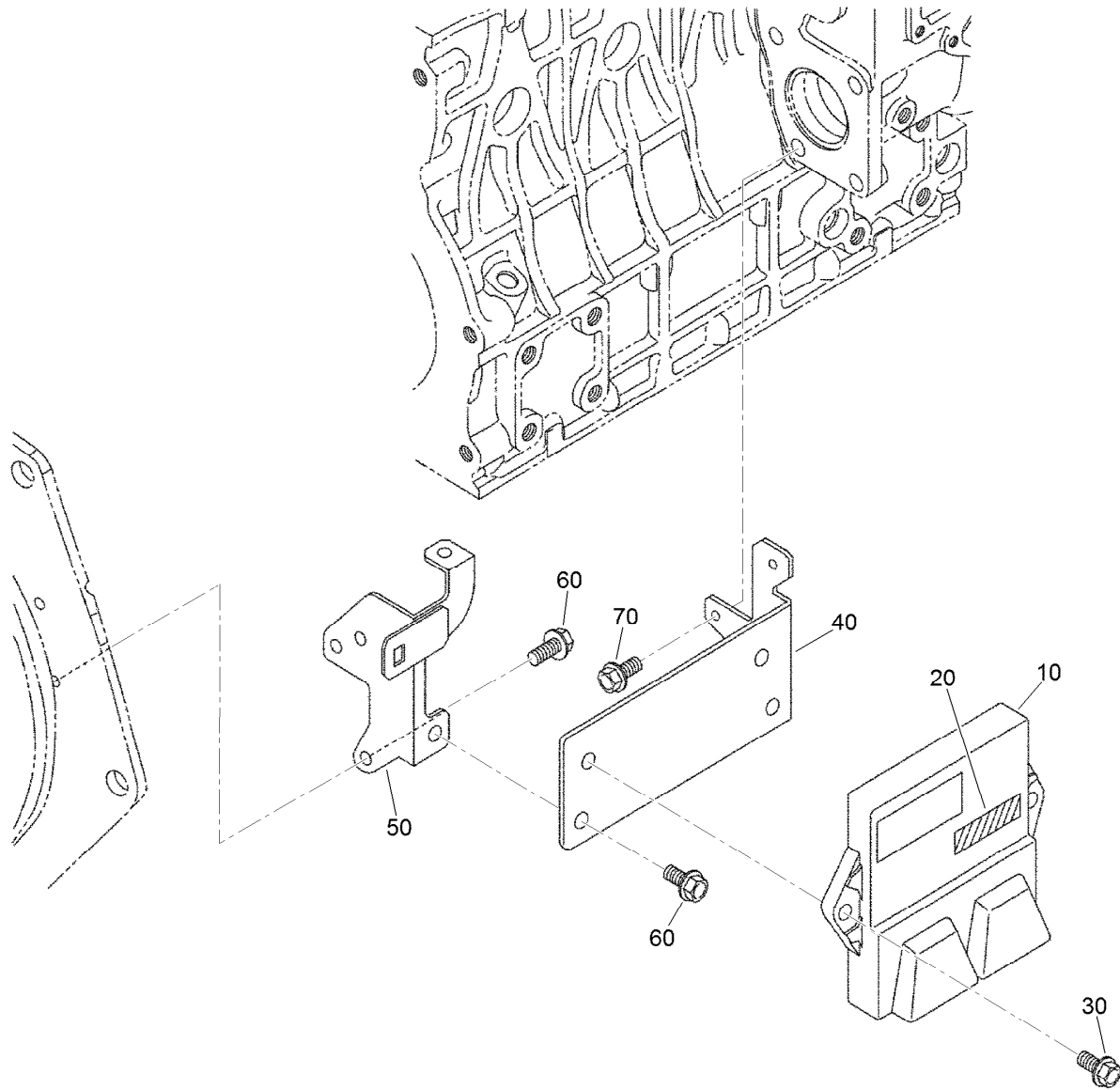
Exhaust Manifold Assembly

Ref.	Part Number	Qty.	Description
10	125-9125	1	Manifold-Exhaust
20	110-3840	1	Gasket-Manifold, Exhaust
30	125-9149	6	Bolt-Stud
40	100-1778	6	Nut
50	125-9100	4	Stud
60	125-9126	1	Cover-Upper
70	125-9127	1	Cover-Lower
80	125-9090	5	Bolt
90	125-9108	1	Gasket-Muffler



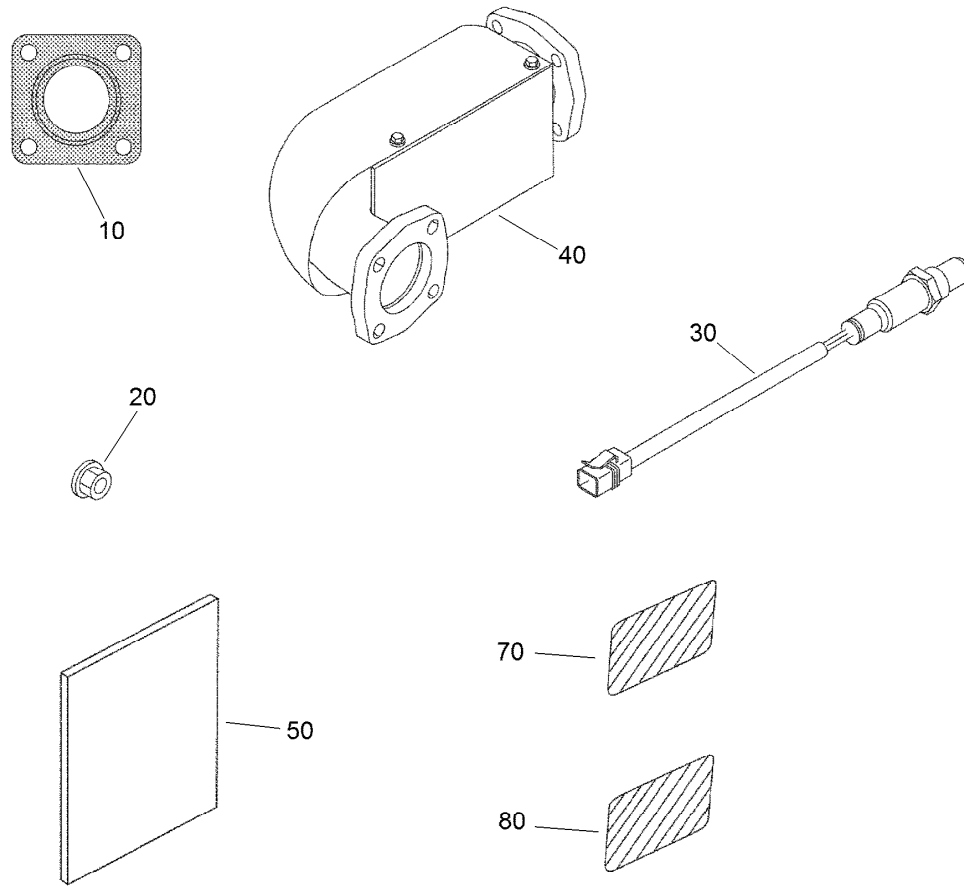
Wire Harness Assembly

<i>Ref.</i>	<i>Part Number</i>	<i>Qty.</i>	<i>Description</i>
10	125-9143	1	Harness-Wire, E C U
20	125-9157	1	Stay-Boom, Harness
30	115-8504	1	Bolt-Flange
50	125-9101	2	Band-Cord



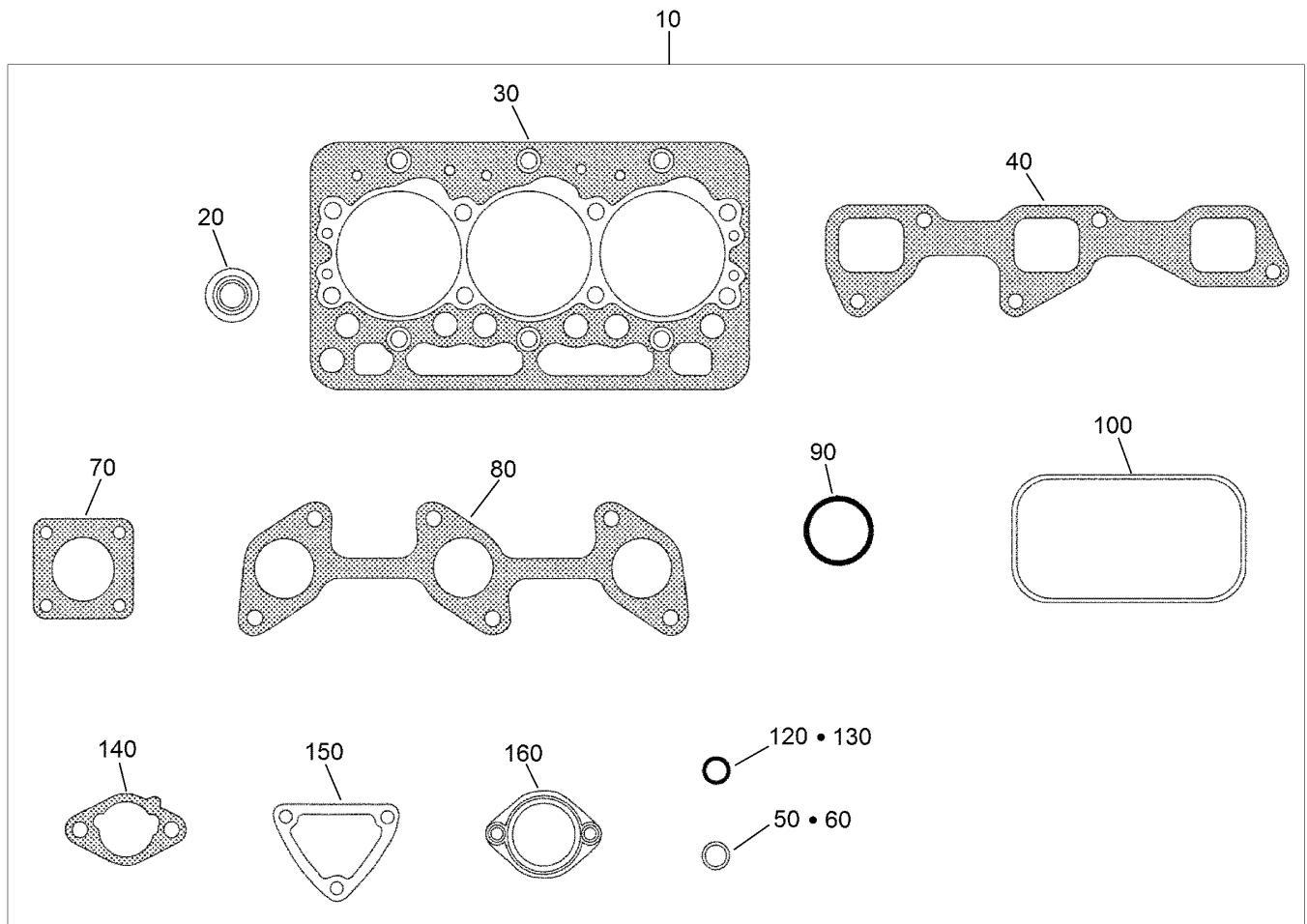
Electronic Control Unit Assembly

<i>Ref.</i>	<i>Part Number</i>	<i>Qty.</i>	<i>Description</i>
10	125-9156	1	E C U ASM
20	125-9147	1	Label
30	108-2873	2	Bolt-Flange
40	125-9140	1	Stay-E C U
50	125-9141	1	Stay-E C U
60	100-1774	3	Bolt-Flange
70	115-8504	2	Bolt-Flange



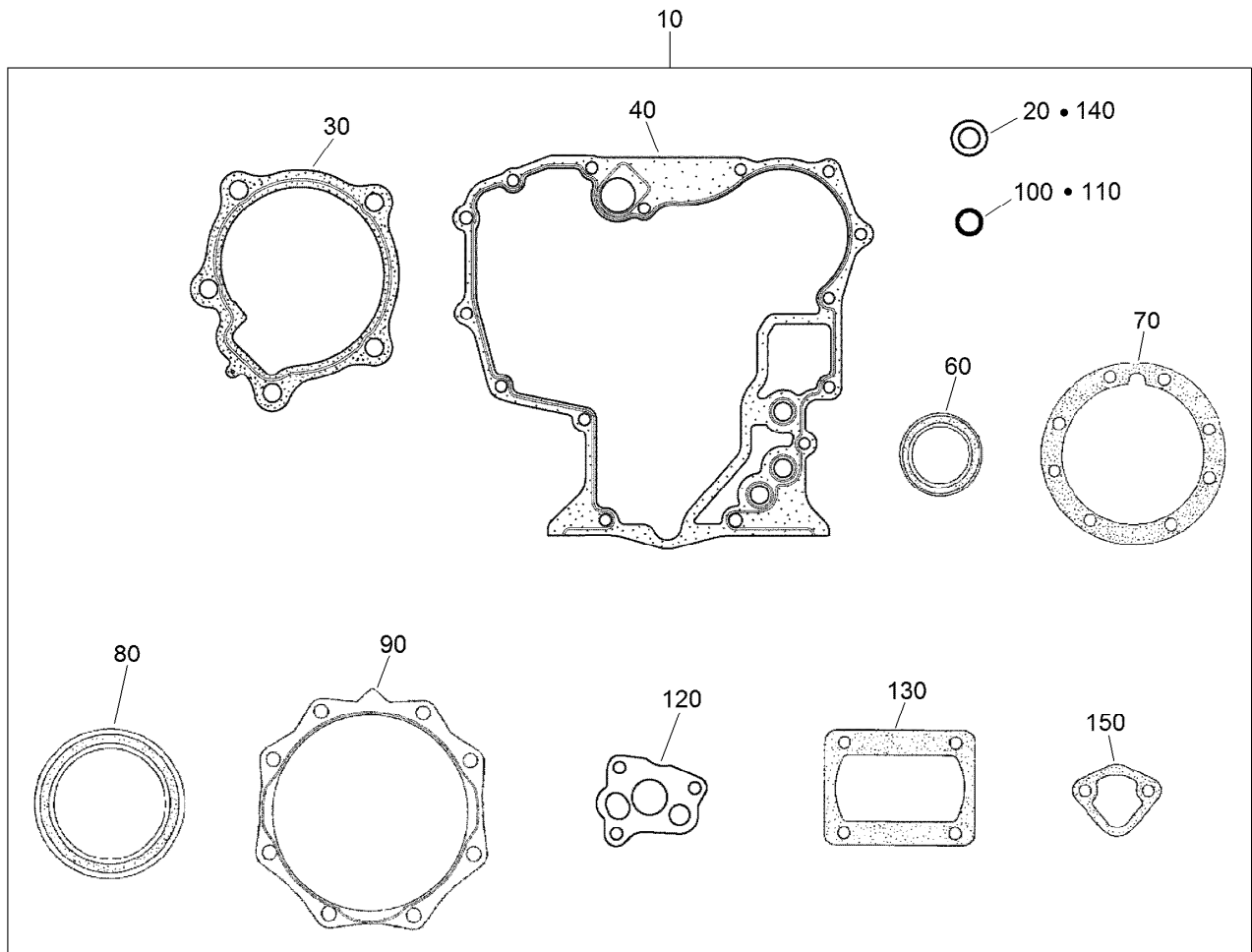
Operator Manual and Miscellaneous Engine Parts

<i>Ref.</i>	<i>Part Number</i>	<i>Qty.</i>	<i>Description</i>
10	125-9108	1	Gasket-Muffler
20	125-9095	4	Nut
30	121-3511	1	Sensor-O2 F/W
40	125-9118	1	Converter-Catalytic (F/W Engine)
50	125-9148	1	Operator Manual
70	110-0806	1	Decal-Caution
80	110-3843	1	Label-Instruction



Upper Engine Gasket Kit

Ref.	Part Number	Qty.	Description
10	125-9150	1	Upper Gasket Kit
20	125-9128	6	Seal-Stem, Valve
30	125-9113	1	Gasket-Head
40	125-9123	1	Gasket-Manifold, Intake
50	125-9112	1	O Ring
60	99-3446	1	O-Ring
70	125-9108	1	Gasket-Muffler
80	110-3840	1	Gasket-Manifold, Exhaust
90	110-3846	1	O Ring-Breather
100	125-9130	1	Gasket-Cover, Head
120	125-9096	1	Gasket
130	98-7654	1	Gasket
140	125-9104	2	Gasket-Cleaner, Air
150	110-3820	1	Gasket-Flange, Water
160	105-3748	1	Gasket-Thermostat



Lower Engine Gasket Kit

Ref.	Part Number	Qty.	Description
10	125-9155	1	Lower Gasket Kit
20	98-7524	1	Gasket
30	117-0330	1	Gasket-Pump, Water
40	117-0327	1	Gasket-Case, Gear
60	120-7852	1	Seal-Oil
70	100-1873	1	Gasket-Case, Bearing
80	110-3724	1	Seal-Oil
90	100-1876	1	Gasket-Cover, Case
100	100-2209	1	O-Ring
110	105-3776	1	O-Ring
120	100-2003	1	Gasket-Pump, Oil
130	125-9105	1	Gasket
140	98-7654	1	Gasket
150	98-9636	1	Gasket-Pump, Fuel

Attachments and Accessories

For 07384 Workman HDX Utility Vehicle with Bed

Product Name	Model/Part
Pro Sweep Turf Sweeper.....	07068
High-Flow Hydraulic Kit	07316
Bed Liner	07331
Heater Kit.....	07349
Canopy	07372
Windshield	07373
4 Post Roll-Over Protection System.....	07378
Cab Kit.....	07392
Door Kit with Sliding Window	07393
Hand Throttle Kit, Serial Number 400000000 and After Workman HDX Utility Vehicle.....	07408
Rear PTO Kit	07419
Aggressive Tire Kit.....	07422
Synthetic Turf Conditioner, Tow-Behind Accessory.....	08791
Hitch Pin	100-4523
Jack Stand.....	105-9482-03
Backup Alarm Kit	107-8037
Premium ATF (Drum).....	108-1185
Premium ATF (Pail)	108-1186
Premium All Purpose Grease (Tube)	108-1190
Remote Hydraulics Manifold Kit.....	110-2626
Wheel-12in x 8.0in	114-8260
Wireless Hourmeter	115-4754
Horn Kit.....	115-7825
Side Mirror Kit	115-7849
External Antenna Kit, Wireless Hourmeter System	115-9524
Base Station Kit, Wireless Hourmeter System	115-9542
Repeater Kit, Wireless Hourmeter System	115-9543
Worklight Kit	117-4827
Remote Hydraulic Float Kit	117-4828
Receiver Hitch Kit	117-4831
Canopy for Four-Post Roll-Over Protection System Kit.....	119-9457
High Air Intake Kit	121-6285
Trailer Brake Kit	125-0123
Tailpipe Extension Kit.....	127-7397
Backup Alarm Kit	127-8729
1/3 Area Cover Kit	127-8739
Exterior Mirror Kit.....	130-5448
Interior Mirror Kit.....	130-5449
Beacon Kit	130-5484
Work Light Kit	130-5485
Windshield Washer Fluid Kit, 2015 and after Workman MD/HD Series Utility Vehicle.....	130-5615
Hitch ASM.....	131-3462
Small Seat Cover.....	131-6690
Tire/Wheel ASM (24 X 12-12)	131-8428
Tire/Wheel ASM (20 X 9-12)	131-8430
Tire/Wheel ASM (24 X 13-12)	131-8432

Attachments and Accessories (continued)

Tire-Rear	131-8433
Power Point Kit	131-8550
LED Worklight Kit.....	133-0554
ROPS Beacon Kit	133-0609
Bracket-light, Canopy	133-0627
Door Mount Mirror Kit.....	136-1997
Wheel/Tire ASM, A502 (20X9-12)Semi-Aggressive	136-6308
Wheel/Tire ASM, K502 (24X12-12)Semi-Aggressive.....	136-6309
Wheel/Tire ASM, A404 (20X9-12)Smooth	136-6334
Wheel/Tire ASM, A404 (24X12-12)Smooth	136-6335
Brake and Signal LED Light Kit, Serial number 410500000 and After Workman HD Utility Vehicle	145-2296
LED Trailer Signal Kit.....	147-2791
LED Homologation Lamp Kit.....	147-2798
MVP Kit 400hr Workman HDX(07386)2013+	30248
Multi Pro WM Turf Sprayer.....	41240
Topdresser 1800	44225
Topdresser 2500	44507
Pro Force Debris Blower.....	44552
Pro Force Debris Blower.....	44553
Pro Force Debris Blower.....	44554
ProPass 200 Top Dresser with Twin Spinner	44701
ProPass 200 Top Dresser with Twin Spinner and Wireless Control	44751
12 Inch Rear Wheel Weights	81115
Fuse Block.....	92-2641
PTO Over Running Clutch Kit	92-2655
Topdresser 1800 Lift Kit	92-4452
Spark Arrestor Screen	94-8157
Tire-Rear, Industrial	99-1091

Notes:

Notes:

Notes:



Count on it.