



Count on it.

Parts Catalog

**Greensmaster® 3250-D 2-Wheel
Drive Traction Unit**

Model No. 04384—Serial No. 314000001 and Up



Ordering Replacement Parts

To order replacement parts, please supply the part number, the quantity, and the description of each part desired.

Understanding Reference Numbers

Each identified part in an illustration has a reference number. The reference number for a part also appears in the parts list, along with other information about the part.

This catalog uses two special reference number formats, one to indicate parts in a service assembly and another to indicate the quantity of a given part in an illustration.

Service Assembly Reference Numbers

Parts in service assemblies have reference numbers in the form a:b. The a represents the reference number of the entire service assembly and the b represents a sequential number unique to each part within the service assembly.

For example, a wheel assembly might be identified by reference number 6, the tire by 6:1, the valve by 6:2, and the wheel by 6:3. When you order the assembly identified by reference number 6, you receive all parts identified by reference numbers 6:1, 6:2, and 6:3. However, you may also order any part individually. Reference numbers of this type appear in illustration and in parts lists.

Reference Numbers Indicating Quantity

In an illustration, if a reference number indicates more than one part, the reference number has the form nX y. The n represents the quantity of the part, the X is the multiplication symbol, and the y represents the reference number.

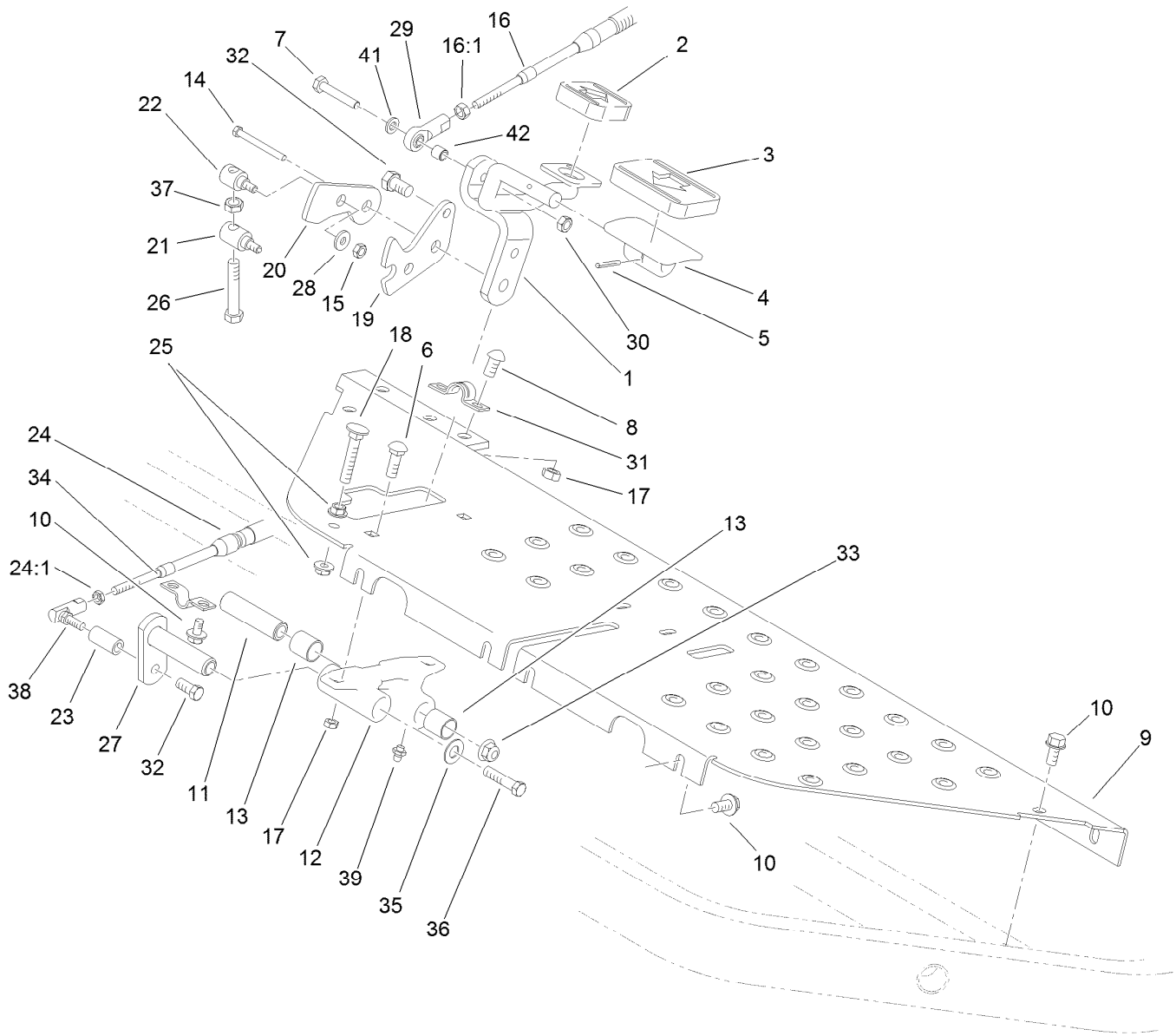
For example, in an illustration, the reference number 2X 37 means that two of the parts identified by reference number 37 are indicated.

Contents

Traction Control Assembly	5
Brake Pedal Assembly	6
Front Wheel and Brake Assembly	7
Brake Assembly No. 104-7705	8
Hydraulic Motor Assembly (CCW) No. 110-4015	9
Hydraulic Motor Assembly (CW) No. 110-4016	10
Steering Arm Assembly	11
Steering Valve Assembly No. 114-4672	12
Rear Wheel Assembly	13
Hydraulic Cylinder Assembly No. 112-0298	14
Console Assembly	15
Functional Control Lever Assembly	16
Seat Assembly	17
Battery and Electrical Component Assembly	19
Hydrostat and Gear Pump Drive Assembly	20
Hydraulic Pump Assembly No. 121-9557	21
Hydraulic Gear Pump Assembly No. 114-9956	23
Neutral System Assembly	24
Engine Installation Assembly	25
Air Cleaner, Fuel Filter and Exhaust Assembly	26
Air Cleaner Assembly No. 95-5805	27
Radiator Assembly	28
Manifold Block Installation Assembly	29
Hydraulic Manifold Assembly No. 112-9197	30
Front Bulkhead and Reel Motor Assembly	32
Hydraulic Reel Motor Assembly No. 120-2072	33
Rear Bulkhead and Reel Motor Assembly	34
Left Hand and Right Hand Lift Arm Assembly	35
Hydraulic Cylinder Assembly No. 105-3821	37
Center Lift Arm Assembly	38
Hydraulic Cylinder Assembly No. 105-3820	39
Fuel System Assembly	40
Hydraulic Tank and Filter Assembly	41
Pull Frame Assembly	42
Roll-Over Protection System Assembly	43
Miscellaneous Part Assembly	44
Crankcase Assembly	45
Oil Pan Assembly	46
Cylinder Head Assembly	47
Gear Case Assembly	48
Cylinder Head Cover Assembly	49
Dipstick, Guide and Oil Pump Assembly	50
Main Bearing Case Assembly	51
Cam Shaft and Idle Gear Shaft Assembly	52
Piston and Crankshaft Assembly	53
Flywheel and Fuel Camshaft Assembly	54
Idle Apparatus and Stop Solenoid Assembly	55
Injection Pump and Governor Assembly	56
Speed Control Plate Assembly	57
Nozzle Holder and Glow Plug Assembly	58
Nozzle Holder Component Assembly	59
Alternator and Pulley and Fuel Pump Cover Assembly	62
Alternator Components Assembly	63
Starter Installation Assembly	64

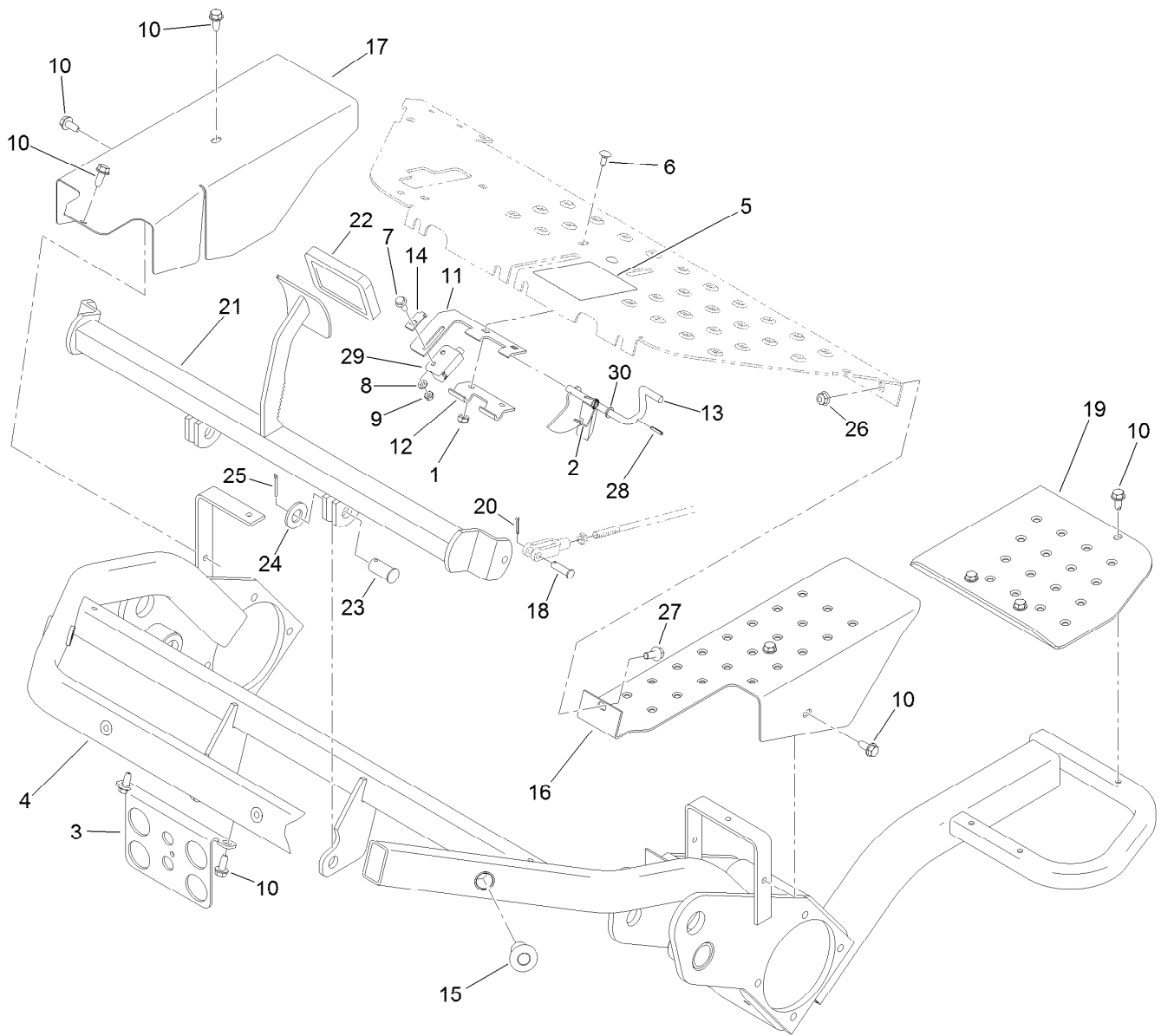
Contents (continued)

Starter Assembly No. 110-3800.....	65
Water Flange and Thermostat Assembly	66
Water Pipe Assembly.....	67
Valve and Rocker Arm Assembly.....	68
Intake Manifold Assembly.....	69
Exhaust Manifold Assembly	70
Attachments and Accessories	71



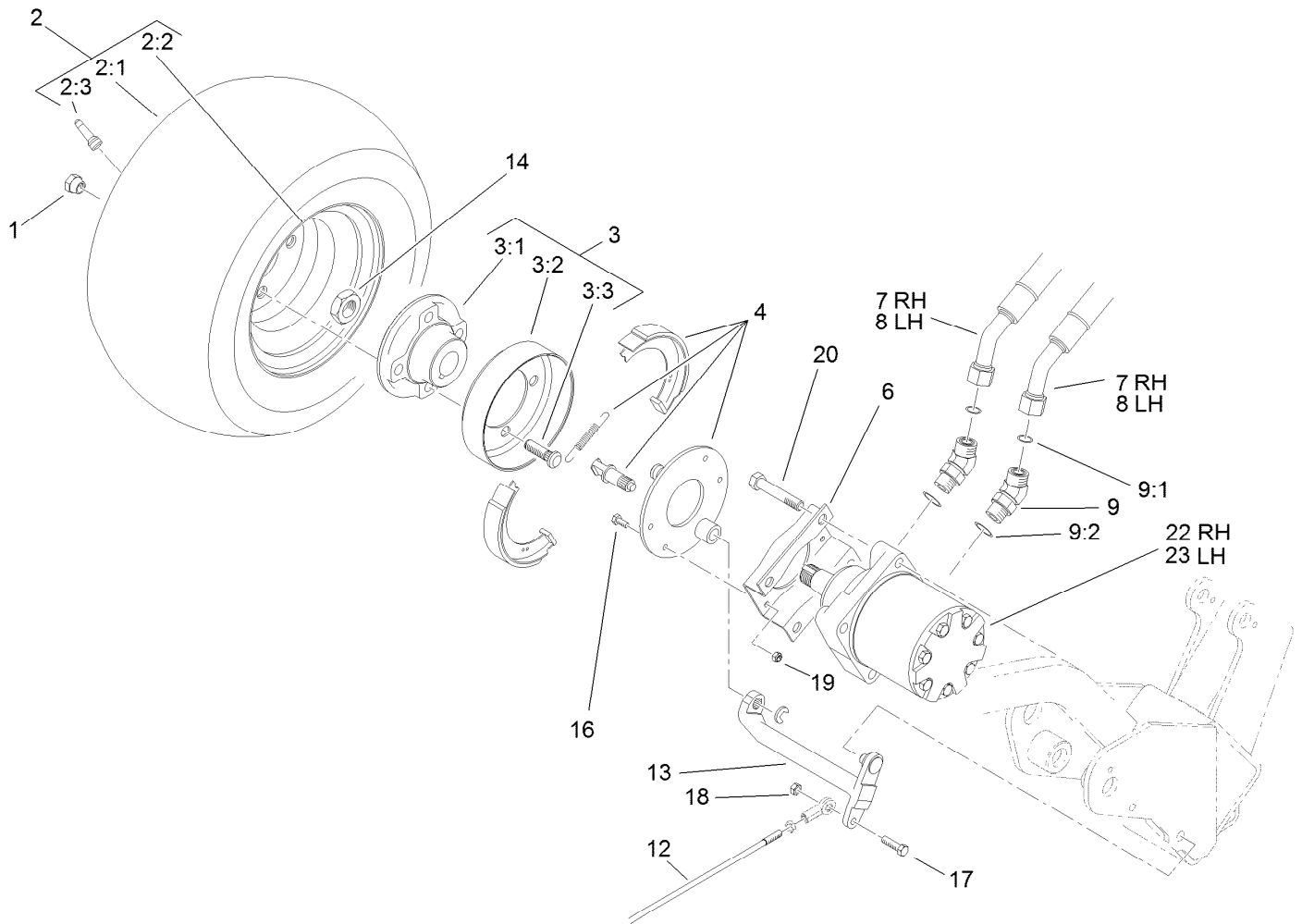
Traction Control Assembly

Ref.	Part Number	Qty.	Description	Ref.	Part Number	Qty.	Description
1	93-2085-01	1	Rod ASM	22	94-1374	1	Trunnion-Bracket, Mow
2	74-9110	1	Pad-Pedal, Reverse	23	94-1386	1	Shaft-Pedal
3	74-9100	1	Pad-Pedal, Forward	24	94-1304	1	Cable-Lock, Neutral
4	117-9507	1	Pedal-Accelerator	24:1	3219-14	2	Nut-Hex
5	32121-45	1	Pin-Spring	25	32128-20	2	Nut-HF
6	3230-16	2	Screw-CARR	26	94-3489	1	Screw-HH
7	94-5781	1	Screw-HHF	27	94-1300	1	Lock-Neutral
8	3274-55	2	Screw-HSBH	28	3256-1	2	Washer-Flat
9	105-9750-01	1	Plate-Floor	29	2411-41	1	Rod End-Ball Joint
10	32104-32	8	Screw-HWH	30	104-7201	1	Nut-HF, NI
11	94-1371	1	Spacer	31	93-2092	1	Clamp-Cable
12	115-6695	1	Pedal-Pivot	32	33114-016	2	Screw-HH
13	256-311	4	Bushing-Split	33	104-8301	1	Nut-HF, NI
14	323-42	1	Screw-HH	34	93-2279	1	Clamp-Cable
15	33023-00	2	Nut-Lock	35	3256-24	1	Washer-Flat
16	107-2550	1	Cable-Control, Traction	36	33115-016	1	Screw-HH
16:1	3220-1	2	Nut-Jam	37	33014-00	1	Nut-Hex
17	104-8300	4	Nut-HF, NI	38	2411-38	1	Joint-Ball
18	17-9420	1	Screw-Handle	39	302-5	1	Fitting-Grease
19	94-1373	1	Bracket-Lock	41	33093-00	1	Washer-Flat
20	94-1372	1	Bracket-Mow	42	99-3545	1	Spacer
21	94-1375	1	Trunnion-Bracket, Lock				



Brake Pedal Assembly

<i>Ref.</i>	<i>Part Number</i>	<i>Qty.</i>	<i>Description</i>	<i>Ref.</i>	<i>Part Number</i>	<i>Qty.</i>	<i>Description</i>
1	3296-16	2	Nut-Lock, NI	16	93-2073-01	1	Shield-Wheel, LH
2	104-7704	1	Spring-Latch, Brake	17	93-2072-01	1	Shield-Wheel, RH
3	121-2636-01	1	Bracket-Bulkhead	18	283-61	2	Pin-Yoke
4	127-6145-01	1	Frame	19	130-0104-01	1	Step
5	93-8062	1	Decal-Brake, Parking	20	3272-6	2	Pin-Cotter
6	3229-11	2	Screw-CARR	21	93-2075-01	1	Brake Pedal ASM
7	114-8414	1	Screw-HHF	22	93-7629	1	Pad-Foot, Brake
8	33093-00	1	Washer-Flat	23	283-87	2	Pin-Clevis
9	33023-00	1	Nut-Lock	24	3256-27	2	Washer-Flat
10	32104-32	10	Screw-HWH	25	3272-11	2	Pin-Cotter
11	104-2096	1	Bracket-Switch	26	104-8300	1	Nut-HF, NI
12	104-7703	1	Hinge-Lower	27	3234-47	1	Screw-HHF
13	104-2094	1	Brake-Latch	28	32121-50	1	Pin-Spring
14	104-7702	1	Plate-Switch	29	104-2057	1	Sensor
15	83-1700	3	Bushing-Flange	30	75-5470	1	Spacer-Bearing



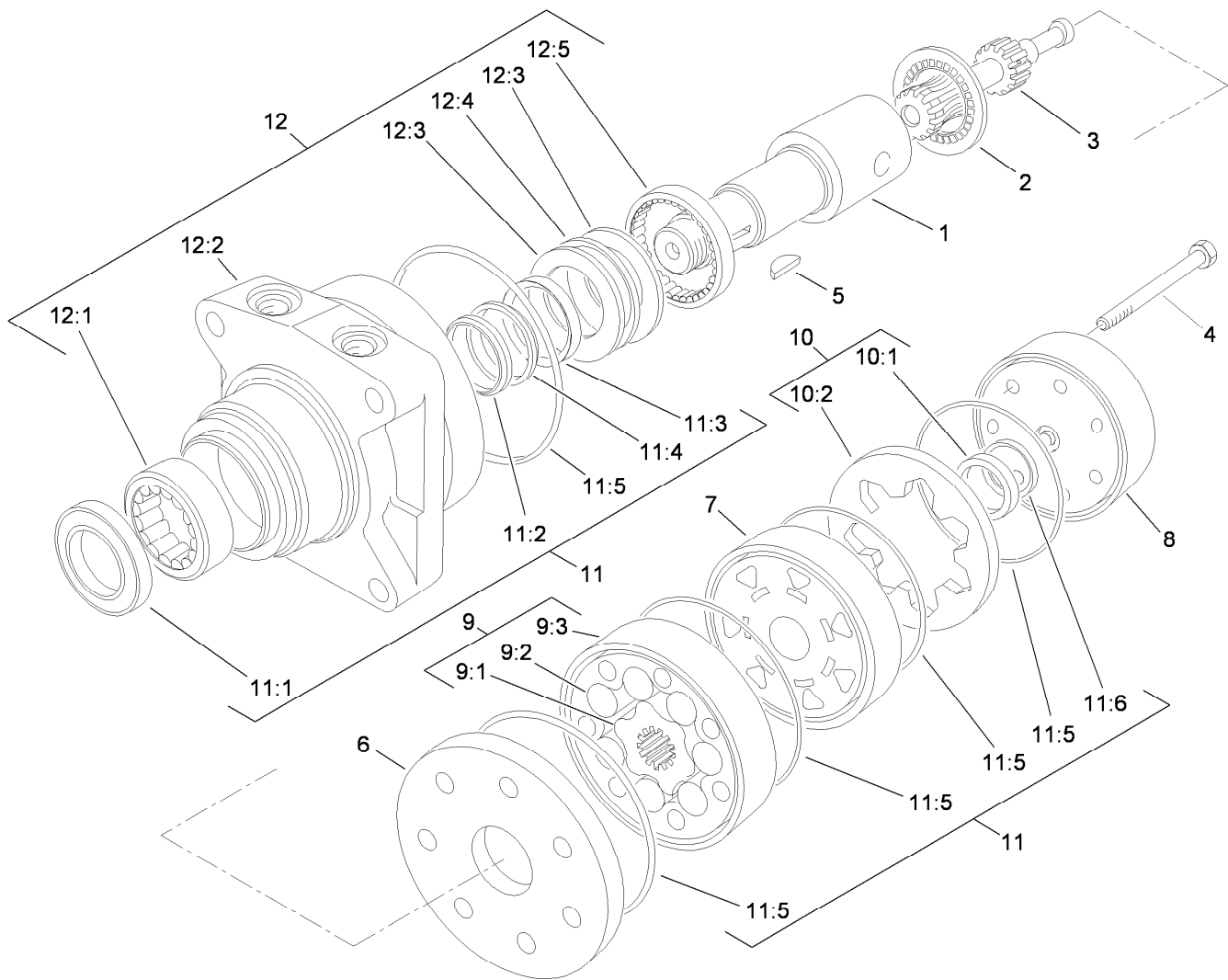
Front Wheel and Brake Assembly

<i>Ref.</i>	<i>Part Number</i>	<i>Qty.</i>	<i>Description</i>	<i>Ref.</i>	<i>Part Number</i>	<i>Qty.</i>	<i>Description</i>
1	242-50	8	Nut-Lug	9	340-14	4	Fitting-HYD, 45 DEG
2	114-4665	2	Tire ASM	9:1	237-65	1	O-Ring
2:1	70-8500	1	Tire-Smooth, 4-Ply	9:2	237-80	1	O-Ring
2:2	114-4643	1	Wheel	12	115-6675	2	Brake Rod ASM
2:3	232-27	1	Stem-Valve	13	93-2096	2	Lever-Brake
3	120-5330	2	Brake Drum ASM	14	26-3790	2	Nut-Lock
3:1	108-2103-03	1	Hub-Wheel	16	321-5	8	Screw-HH
3:2	10-6850	1	Drum-Brake	17	3234-36	2	Screw-HHF
3:3	117-3749	4	Stud-Drive	18	104-8300	2	Nut-HF, NI
4	104-7705	2	Brake ASM	19	3296-42	8	Nut-Lock, NI
6	84-2000-03	2	Bracket-Brake	20	33116-060	8	Screw-HH
7	94-5357	2	Hose ASM	22	110-4015	1	HYD Motor ASM (CCW)
8	94-5358	2	Hose ASM	23	110-4016	1	HYD Motor ASM (CW)



Brake Assembly No. 104-7705

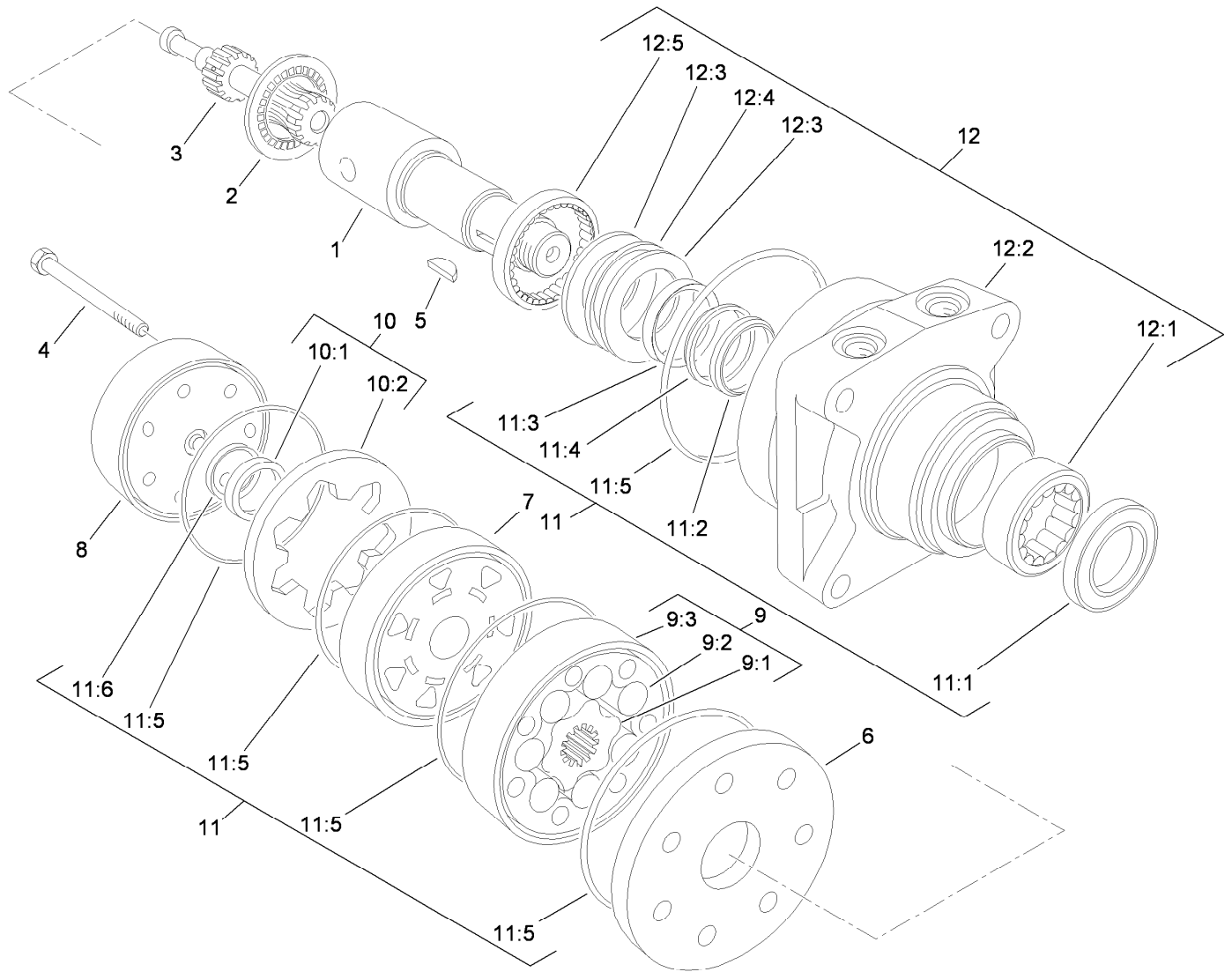
<i>Ref.</i>	<i>Part Number</i>	<i>Qty.</i>	<i>Description</i>
1	70-9870	1	Plate-Backing
2	104-7707	1	Shaft-Cam, Brake
3	104-7706	1	E-Ring, Bowed
4	70-9880	2	Spring-Return
5	70-9840	2	Shoe-Brake



Hydraulic Motor Assembly (CCW) No. 110-4015

Ref.	Part Number	Qty.	Description	Ref.	Part Number	Qty.	Description
1	76-0860	1	Shaft-Coupling	10:2		1	Ring-Commutator ●
2	76-0850	1	Bearing-Thrust	11	94-8178	1	Seal Kit
3	92-9761	1	Link-Drive	11:1		1	Seal-Dirt And Water ●
4	92-9762	7	Screw-HH	11:2		1	Backup-Ring ●
5	3257-42	1	Key-Woodruff	11:3		1	Seal-Shaft ●
6	92-9754	1	Plate-Wear	11:4		1	Washer-Backup ●
7	76-0840	1	Manifold	11:5		5	Seal-Square, Ring (Inner) ●
8	76-0940	1	End Cover ASM	11:6		1	Seal-Commutator ●
9	92-9763	1	Rotor Set	12	76-0810	1	Housing ASM
9:1		1	Rotor ●	12:1		1	Bearing ●
9:2		1	Vane ●	12:2		1	Housing ●
9:3		1	Stator ●	12:3		2	Washer-Thrust ●
10	76-0880	1	Commutator ASM	12:4		1	Bearing-Thrust ●
10:1		1	Commutator ●	12:5		1	Bearing ●

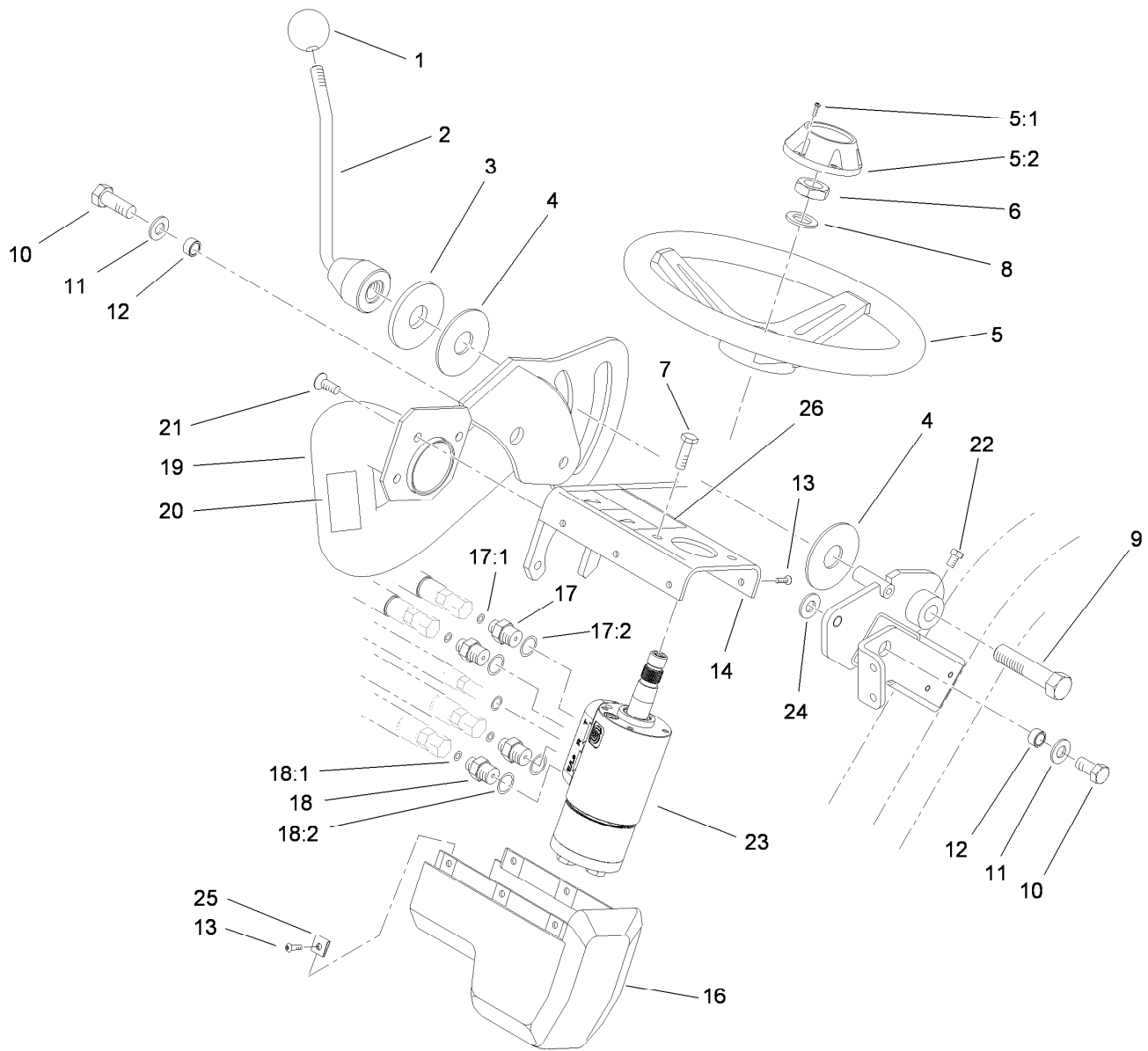
● Not serviced separately



Hydraulic Motor Assembly (CW) No. 110-4016

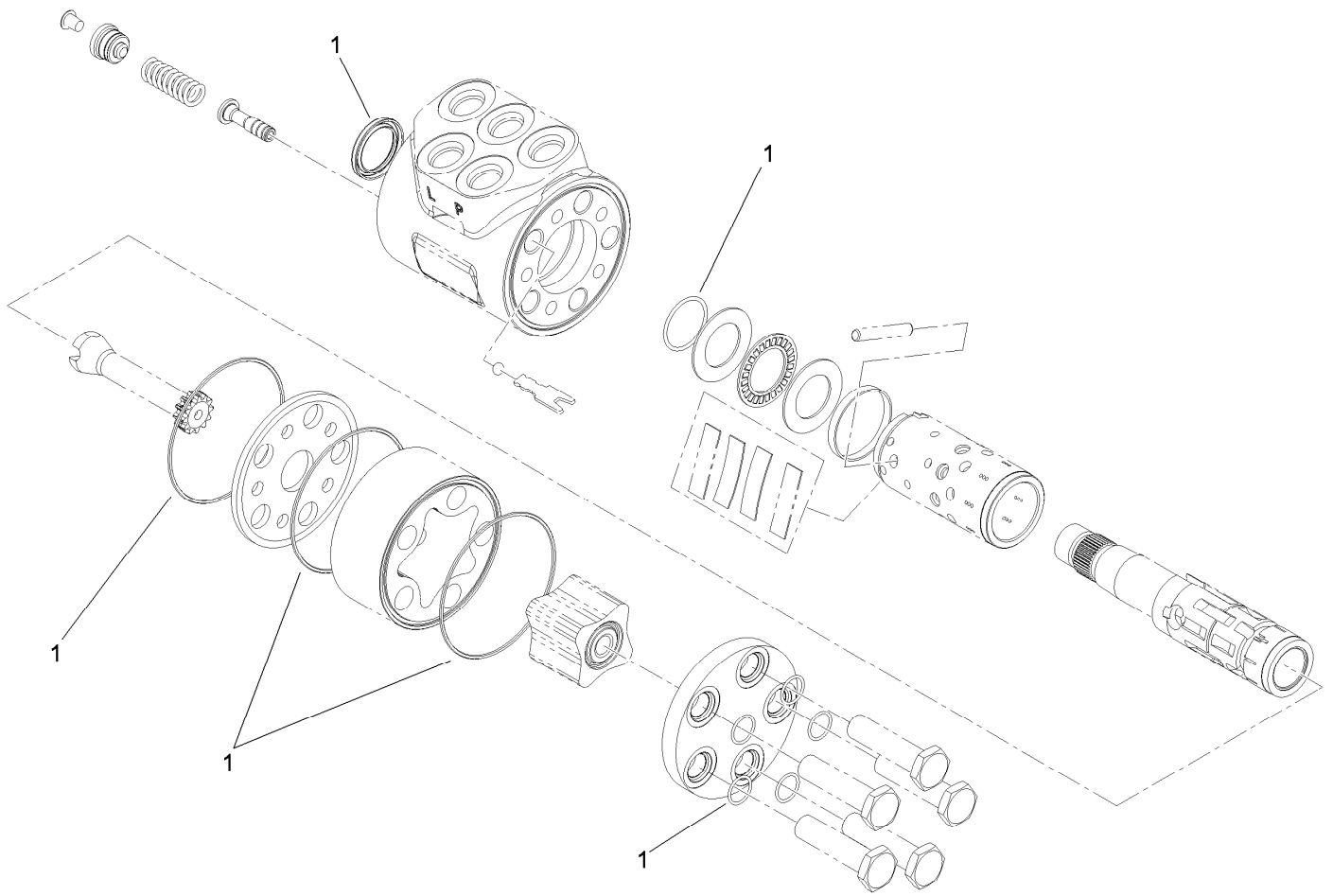
Ref.	Part Number	Qty.	Description	Ref.	Part Number	Qty.	Description
1	76-0860	1	Shaft-Coupling	10:2		1	Ring-Commutator ●
2	76-0850	1	Bearing-Thrust	11	94-8178	1	Seal Kit
3	92-9761	1	Link-Drive	11:1		1	Seal-Dirt And Water ●
4	92-9762	7	Screw-HH	11:2		1	Backup-Ring ●
5	3257-42	1	Key-Woodruff	11:3		1	Seal-Shaft ●
6	92-9754	1	Plate-Wear	11:4		1	Washer-Backup ●
7	76-0840	1	Manifold	11:5		5	Seal-Square, Ring (Inner) ●
8	76-0940	1	End Cover ASM	11:6		1	Seal-Commutator ●
9	92-9763	1	Rotor Set	12	76-0810	1	Housing ASM
9:1		1	Rotor ●	12:1		1	Bearing ●
9:2		1	Vane ●	12:2		1	Housing ●
9:3		1	Stator ●	12:3		2	Washer-Thrust ●
10	76-0880	1	Commutator ASM	12:4		1	Bearing-Thrust ●
10:1		1	Commutator ●	12:5		1	Bearing ●

● Not serviced separately



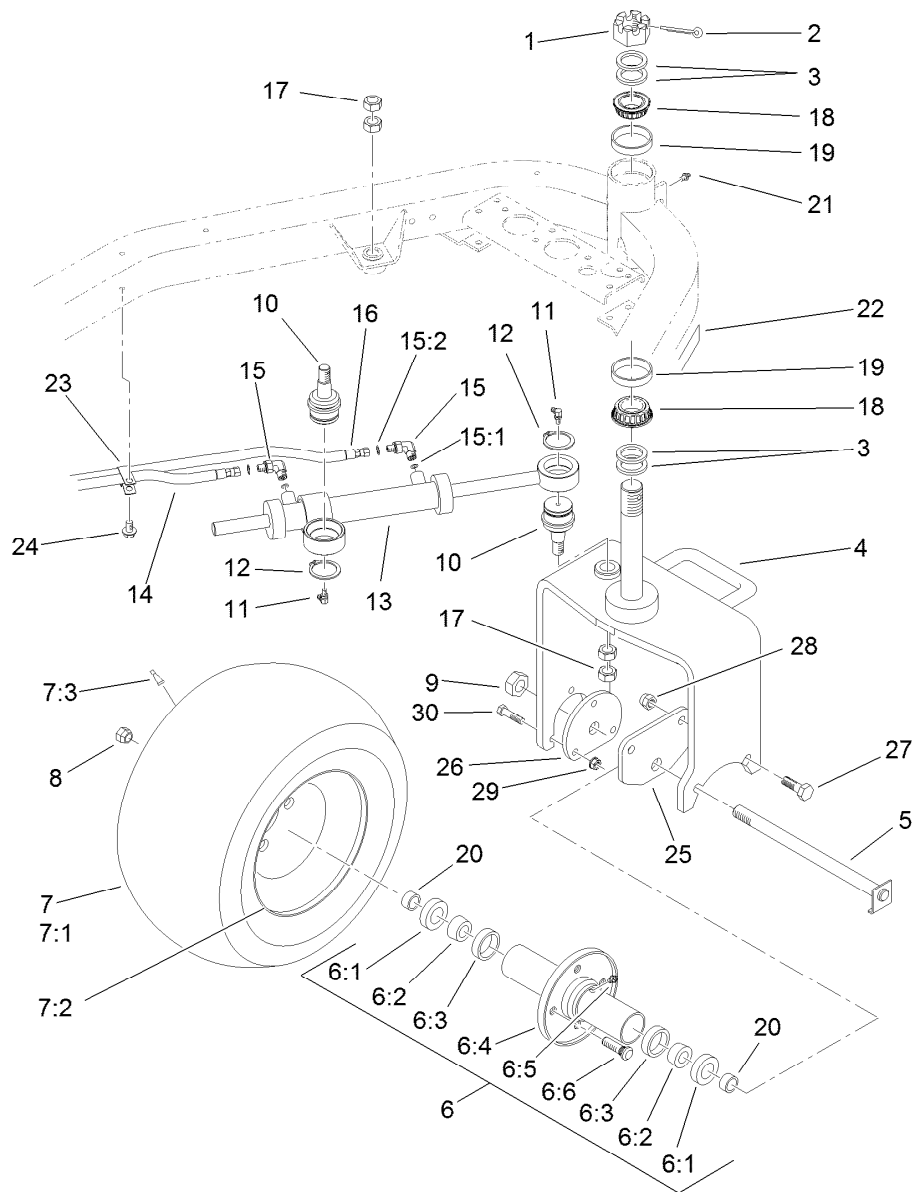
Steering Arm Assembly

Ref.	Part Number	Qty.	Description	Ref.	Part Number	Qty.	Description
1	233-48	1	Knob	17	340-1	2	Fitting-Straight
2	93-2400-03	1	Lockup Handle ASM	17:1	237-21	1	O-Ring
3	83-0760	1	Spacer-Plate, Lockup	17:2	237-42	1	O-Ring
4	83-0740	2	Disc-Friction	18	340-2	2	Fitting-Straight
5	75-0560	1	Steering Wheel ASM	18:1	237-22	1	O-Ring
5:1	32144-21	1	Screw	18:2	237-42	1	O-Ring
5:2	68-5140	1	Cap-Wheel, Steering	19	93-2115-01	1	Steering Arm ASM
6	3296-33	1	Nut-Lock, NI	20	93-8068	1	Decal-Arm, Steering
7	33103-016	4	Screw-HHF	21	3274-80	3	Screw-HH
8	3256-27	1	Washer-Flat	22	3242-2	1	Screw-SQH
9	93-2199	1	Screw-HH, RH	23	114-4672	1	Steering Valve ASM
10	325-4	2	Screw-HH	24	65-6390	1	Washer-Thrust, Plain
11	3256-26	2	Washer-Flat	25	3290-277	6	Nut-Speed
12	47-2890	2	Bushing	26	121-2640	1	Decal-Danger, CE
13	3274-39	6	Screw-HSBH	26	121-2641	1	Decal-Danger
14	114-4698-03	1	Steering Mount ASM				
16	83-0810	1	Cover-Steering				



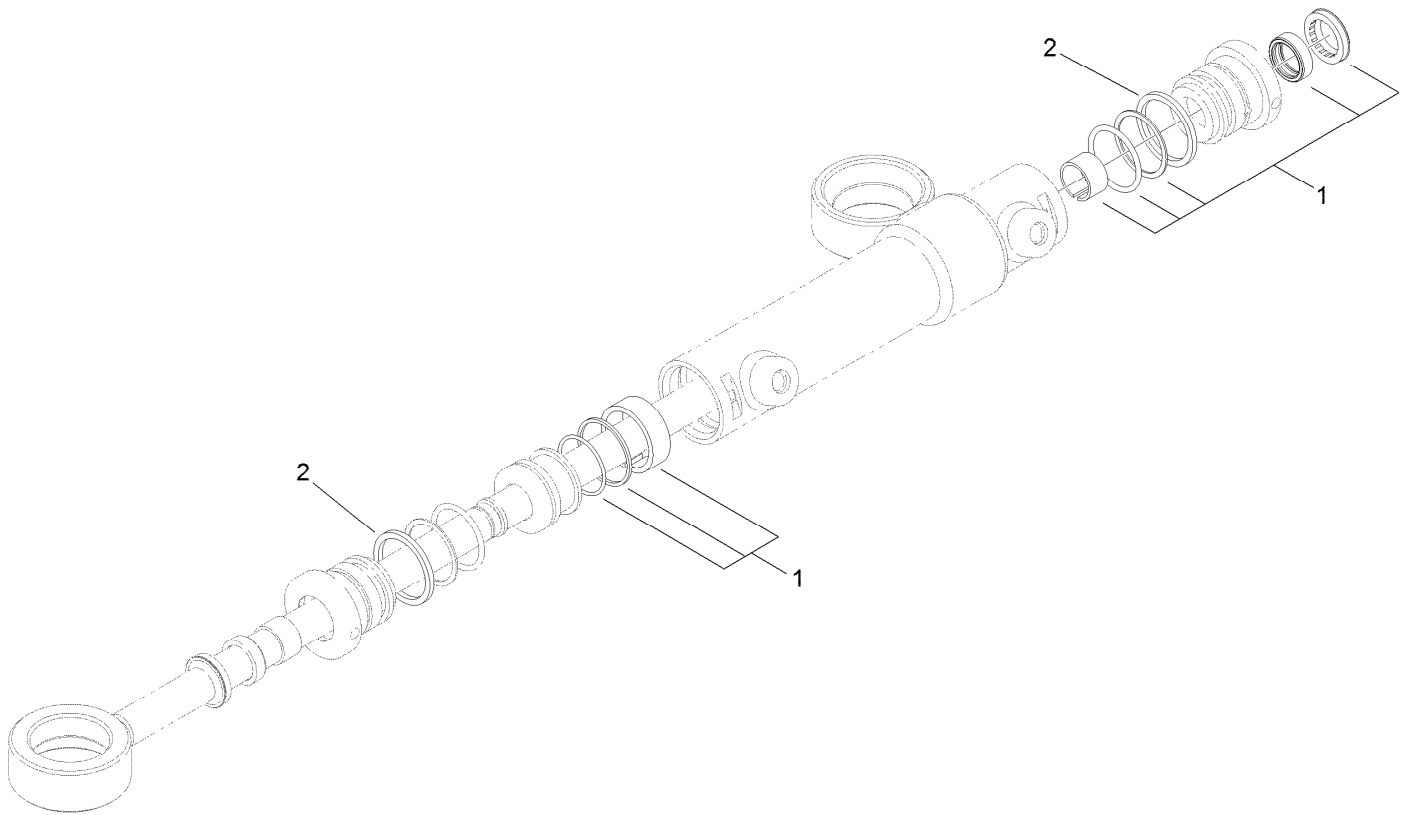
Steering Valve Assembly No. 114-4672

<i>Ref.</i>	<i>Part Number</i>	<i>Qty.</i>	<i>Description</i>
1	106-6716	1	Seal Kit



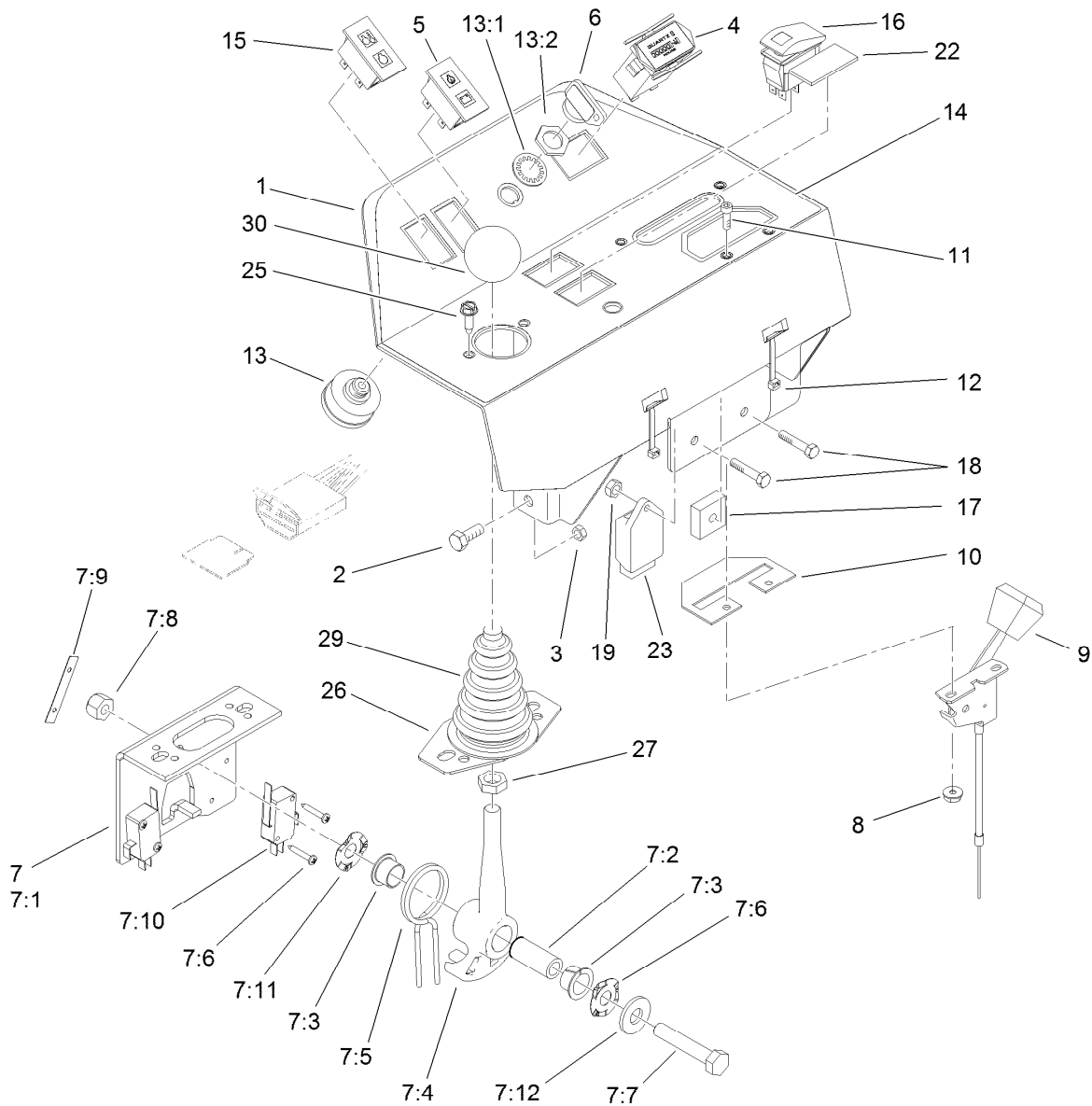
Rear Wheel Assembly

Ref.	Part Number	Qty.	Description	Ref.	Part Number	Qty.	Description
1	32136-9	1	Nut-Hex, Slotted	13	112-0298	1	HYD Steering Cylinder ASM
2	3272-37	1	Pin-Cotter	14	93-2270	1	HYD Hose ASM
3	18-6320	4	Washer-Steering	15	340-132	2	Fitting-Elbow, 90 DEG
4	112-9174-01	1	Fork-Caster	15:1	237-78	1	O-Ring
5	70-8370	1	Bolt	15:2	237-21	1	O-Ring
6	72-9710	1	Hub-Tire	16	108-5675	1	Hydraulic Hose ASM
6:1	253-111	2	Seal-Oil	17	3220-6	4	Nut-Jam
6:2	254-78	2	Bearing-Cone	18	115-9472	2	Bearing-Cone And Seal
6:3	254-79	2	Bearing-Roller, Cup	19	115-9471	2	Bearing-Cup
6:4	75-9440	1	Hub ASM	20	70-8490	2	Spacer-Spindle, Rear
6:5	302-11	1	Fitting-Lube, 45 DEG	21	302-5	1	Fitting-Grease
6:6	10-6830	4	Stud-Type, Drive	22	99-1493	1	Decal
7	114-4665	1	Tire ASM	23	92-5753	1	Clamp-Hose
7:1	70-8500	1	Tire-Smooth, 4-Ply	24	32104-32	1	Screw-HWH
7:2	114-4643	1	Wheel	25	99-1485-01	1	Plate-Adapter, Motor
7:3	232-27	1	Stem-Valve	26	99-1486-01	1	Plate-Adapter
8	242-50	4	Nut-Lug	27	325-6	2	Screw-HH
9	3296-67	1	Nut-Lock, NI	28	99-5107	2	Nut-Lock
10	106-6774	2	Joint-Ball	29	104-8301	3	Nut-HF, NI
11	302-60	2	Fitting-Grease	30	114-4681	3	Screw-HHF
12	32151-104	2	Ring-Retaining, External				



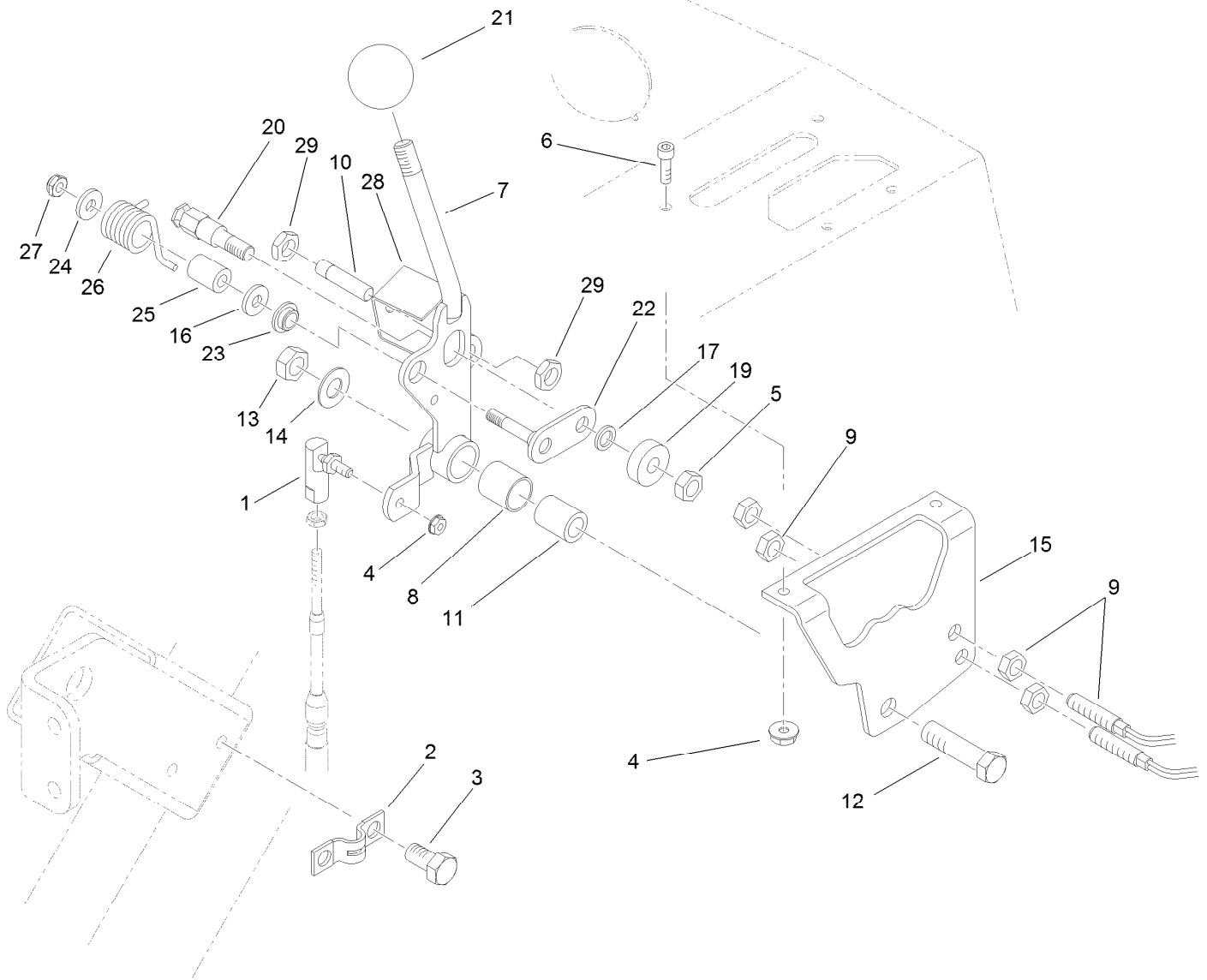
Hydraulic Cylinder Assembly No. 112-0298

<i>Ref.</i>	<i>Part Number</i>	<i>Qty.</i>	<i>Description</i>
1	112-9170	2	Seal Kit
2	117-9548	2	Ring-Retaining



Console Assembly

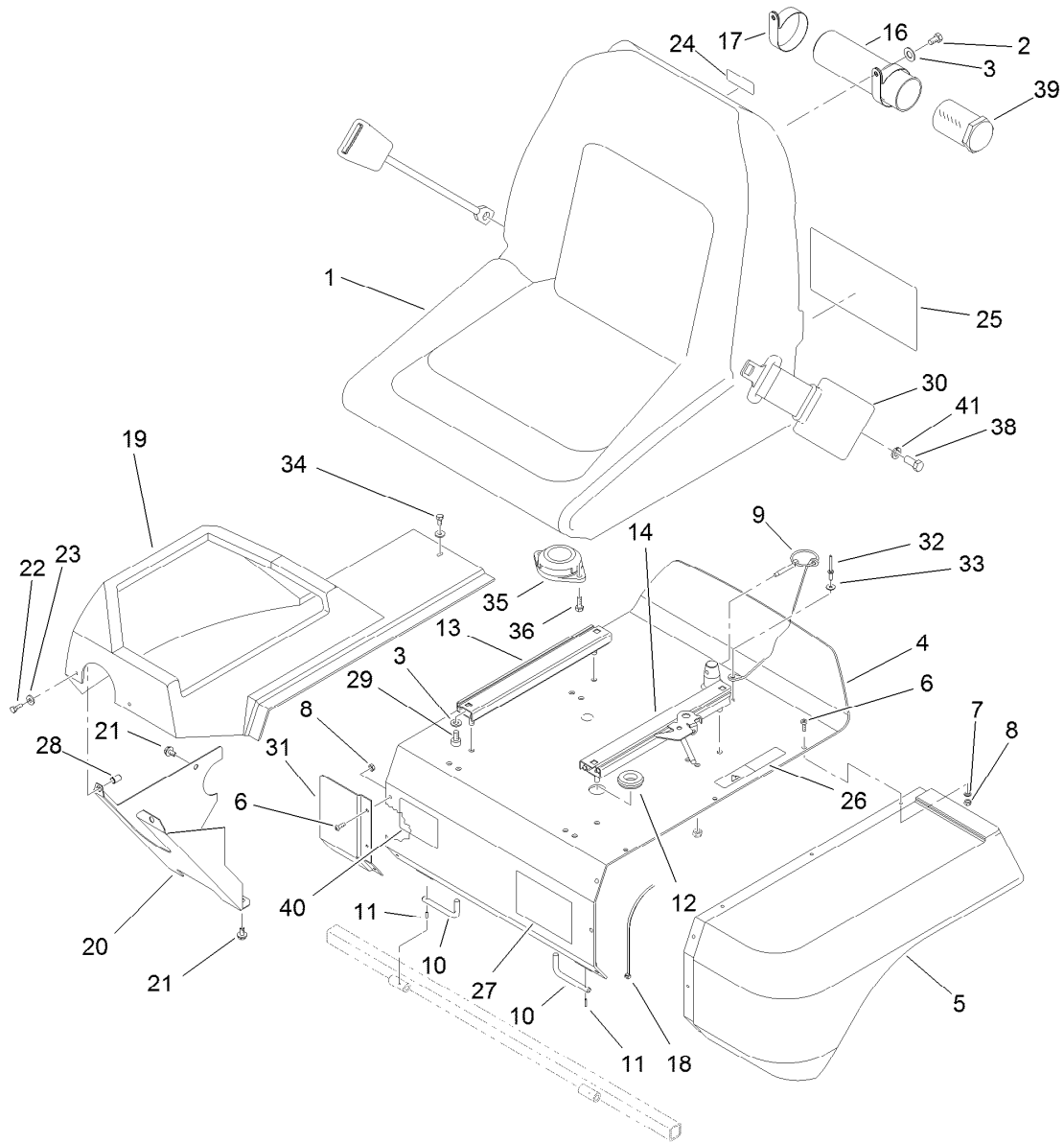
Ref.	Part Number	Qty.	Description	Ref.	Part Number	Qty.	Description
1	108-6503-03	1	Console ASM	10	112-9179	1	Plate-Cover
2	3234-47	4	Screw-HHF	11	3273-26	2	Screw-HSH
3	104-8300	4	Nut-HF, NI	12	3290-378	2	Tie-Cable
4	1-513374	1	Meter-Hour	13	27-2360	1	Switch
5	100-8070	1	Lamp-Warning	13:1	218-446	1	Nut-Hex
6	63-8360	2	Key-Ignition	13:2	218-447	1	Washer-Lock
7	120-5280	1	Bracket-Joystick	14	107-9529	1	Decal-Instrument
7:1	115-5357-03	1	Bracket-Joystick	15	100-8071	1	Lamp-Warning
7:2	106-4192	1	Spacer	16	100-8072	1	Switch-Rocker, On-None-(On)
7:3	93-5547	2	Bushing-Nylon	17	92-2538	1	Module-Timer
7:4	119-3540	1	Hub-Pivot, Joystick	18	3234-21	2	Screw-HHF
7:5	105-8289	1	Spring-Torsion	19	104-7201	2	Nut-HF, NI
7:6	106-4193	2	Washer-Finger, Spring	22	99-7420	1	Plug-Hole
7:7	322-9	1	Screw-HH	23	107-9097	1	Controller-Glow
7:8	3296-29	1	Nut-Lock, NI	25	32144-19	2	Screw-SHWH
7:9	3290-354	2	Nut-Speed	26	112-9181	1	Plate-Boot
7:10	108-6496	2	Switch (W/Boot)	27	3218-3	1	Nut-Jam
7:11	95-3003	4	Screw-PPHTF	29	93-5961	1	Boot-Lever
7:12	3256-3	1	Washer-Flat	30	233-42	1	Knob
8	32149-8	2	Nut-Keps				
9	120-5261	1	Control-Throttle				



Functional Control Lever Assembly

Ref.	Part Number	Qty.	Description
1	2411-38	1	Joint-Ball
2	93-2279	1	Clamp-Cable
3	32104-32	2	Screw-HWH
4	32149-8	3	Nut-Keps
5	33024-00	1	Nut-Lock, NI
6	3273-26	2	Screw-HSH
7	94-9611	1	Handle
8	256-311	1	Bushing-Split
9	112-0278	2	Switch-Reed
10	120-5348	1	Actuator-Switch
11	94-1378	1	Tube-Pivot, Handle
12	33115-040	1	Screw-HH
13	33025-00	1	Nut-Lock, NI
14	3256-24	1	Washer-Flat

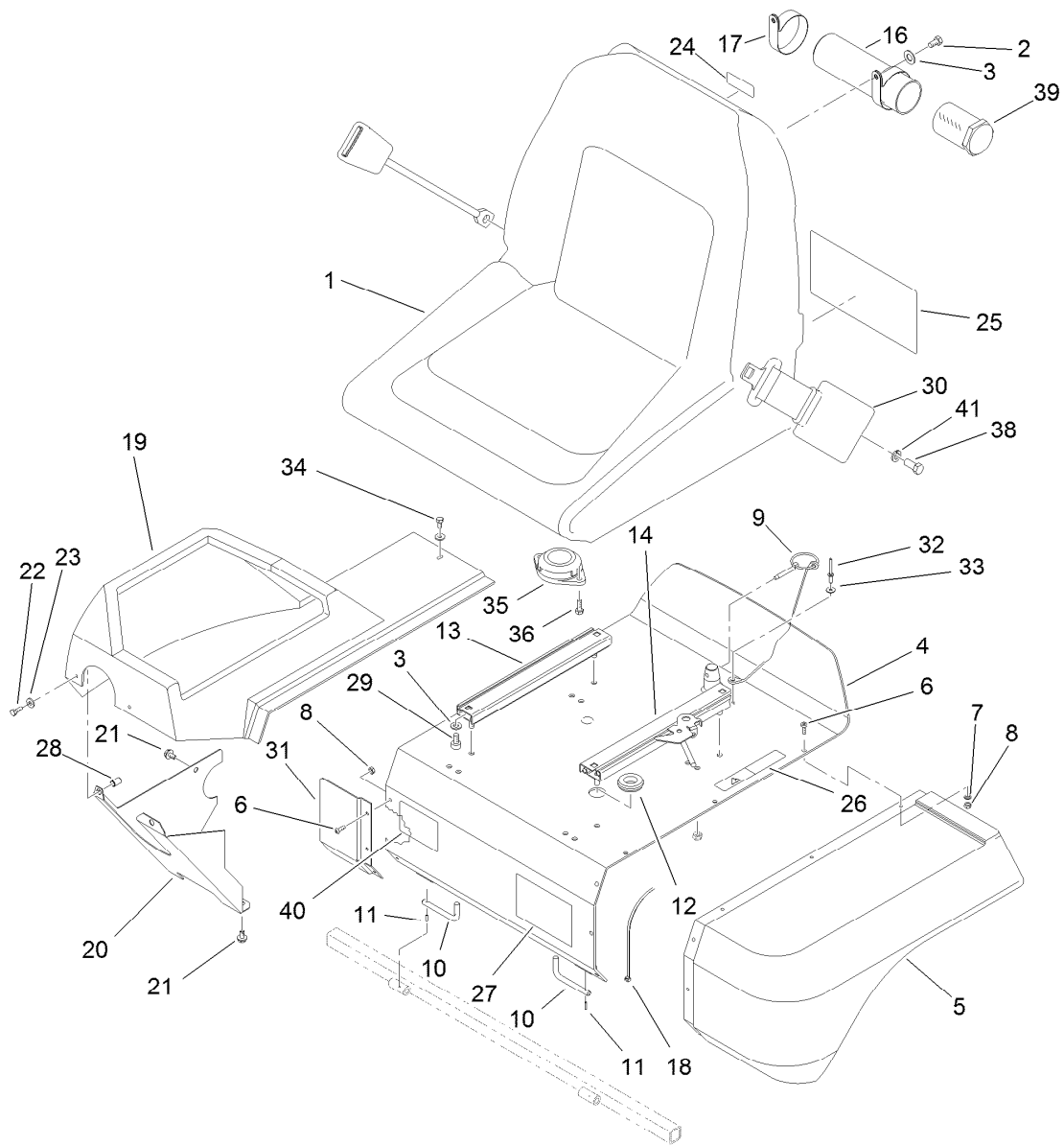
Ref.	Part Number	Qty.	Description
15	94-6398	1	Bracket-Traction
16	3256-23	1	Washer-Plain
17	75-5470	1	Spacer-Bearing
19	251-259	1	Bearing-Ball
20	94-9617	1	Pin-Spring
21	233-42	1	Knob
22	120-3198	1	Roller-Pivot
23	94-9619	1	Bushing
24	3256-67	1	Washer
25	94-9618	1	Spacer-Spring
26	94-9620	1	Spring-Torsion
27	33023-00	1	Nut-Lock
28	106-6356	1	Shield-Switch
29	117-4059	2	Nut-Hex



Seat Assembly

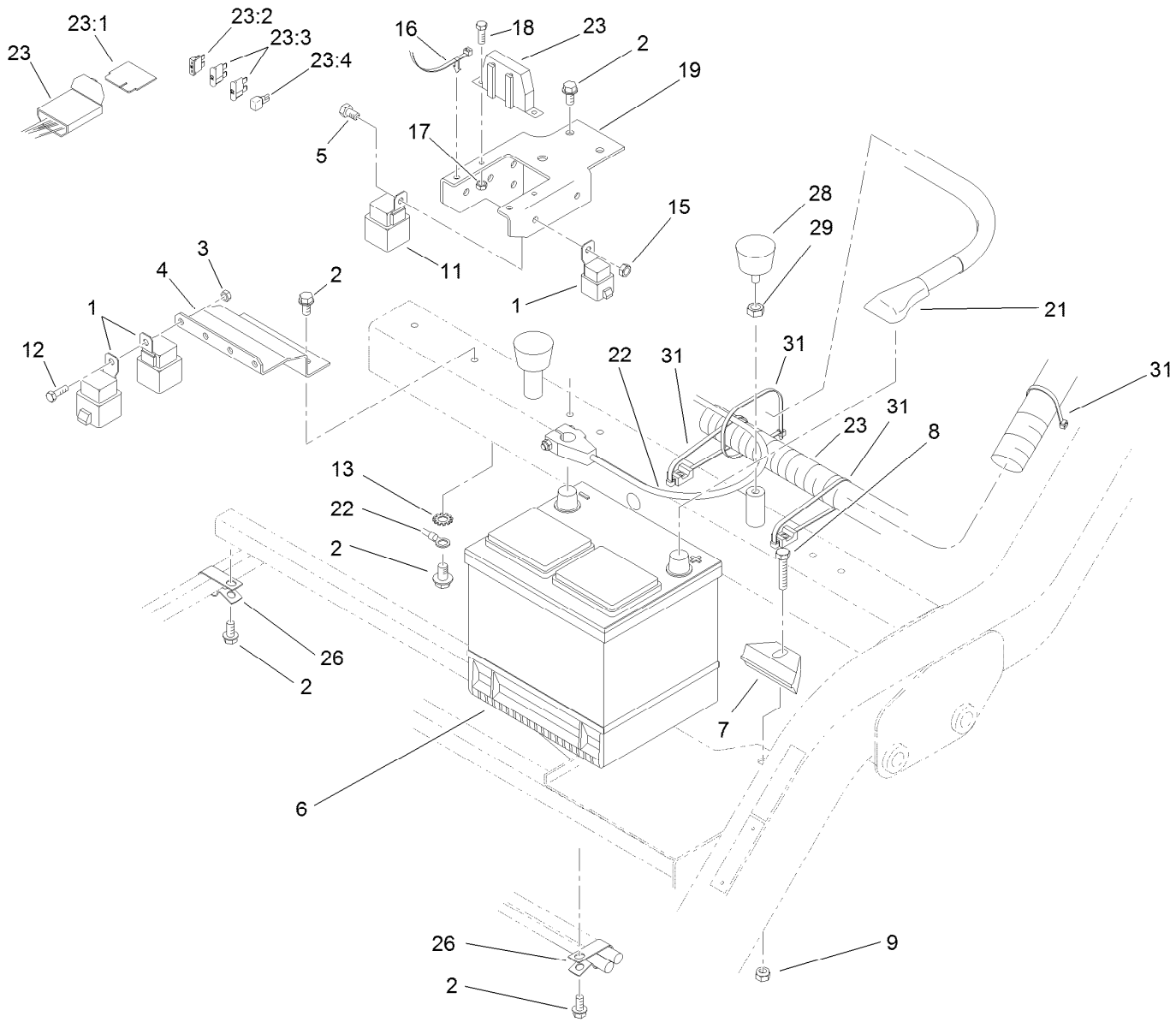
Ref.	Part Number	Qty.	Description
1	104-4620	1	Seat
2	3234-7	2	Screw-HHF
3	3256-23	4	Washer-Plain
4	93-2135-03	1	Seat Support ASM
5	93-2128	1	Panel-Base, Seat
6	3274-39	9	Screw-HSBH
7	3256-77	6	Washer-Flat
8	3296-12	9	Nut-Lock, NI
9	77-3780	1	Pin ASM-Lynch
10	93-2422	2	Rod-Pivot, Seat
11	32121-7	2	Pin-Roll, Slotted
12	237-100	1	Grommet
13	92-8990	1	Adjuster-Seat, Non-Locking
14	92-8991	1	Adjuster (W/Latch)
16	104-7050	1	Tube-Manual
17	2412-133	2	Clamp-R
18	3290-378	1	Tie-Cable
19	99-4208	1	Shroud-Console
20	94-4547-03	1	Panel-Lower, RH
21	32104-32	2	Screw-HWH
22	33113-016	2	Screw-HH

Ref.	Part Number	Qty.	Description
23	3256-1	3	Washer-Flat
24	93-6686	1	Decal-Oil, HYD
25	121-9500	1	Decal-Service, English
25	121-9501	1	Decal-Service, Spanish
25	121-9502	1	Decal-Service, French
25	121-9503	1	Decal-Service, German
25	121-9504	1	Decal-Service, Swedish
25	121-9505	1	Decal-Service, Italian
25	121-9506	1	Decal-Service, Portuguese
25	121-9507	1	Decal-Service, Norwegian
25	121-9508	1	Decal-Service, Finnish
25	121-9509	1	Decal-Service, Danish
25	121-9510	1	Decal-Service, Dutch
25	121-9511	1	Decal-Service, Japanese
26	93-6689	1	Decal-No Riders
27	94-2579	1	Decal
28	93-5447	2	Nut-Clinch
29	3274-12	4	Screw-HSH
30	100-4928	1	Belt-Seat
31	94-4546-03	1	Panel-Extension
32	3290-282	1	Rivet-Blind



Seat Assembly (continued)

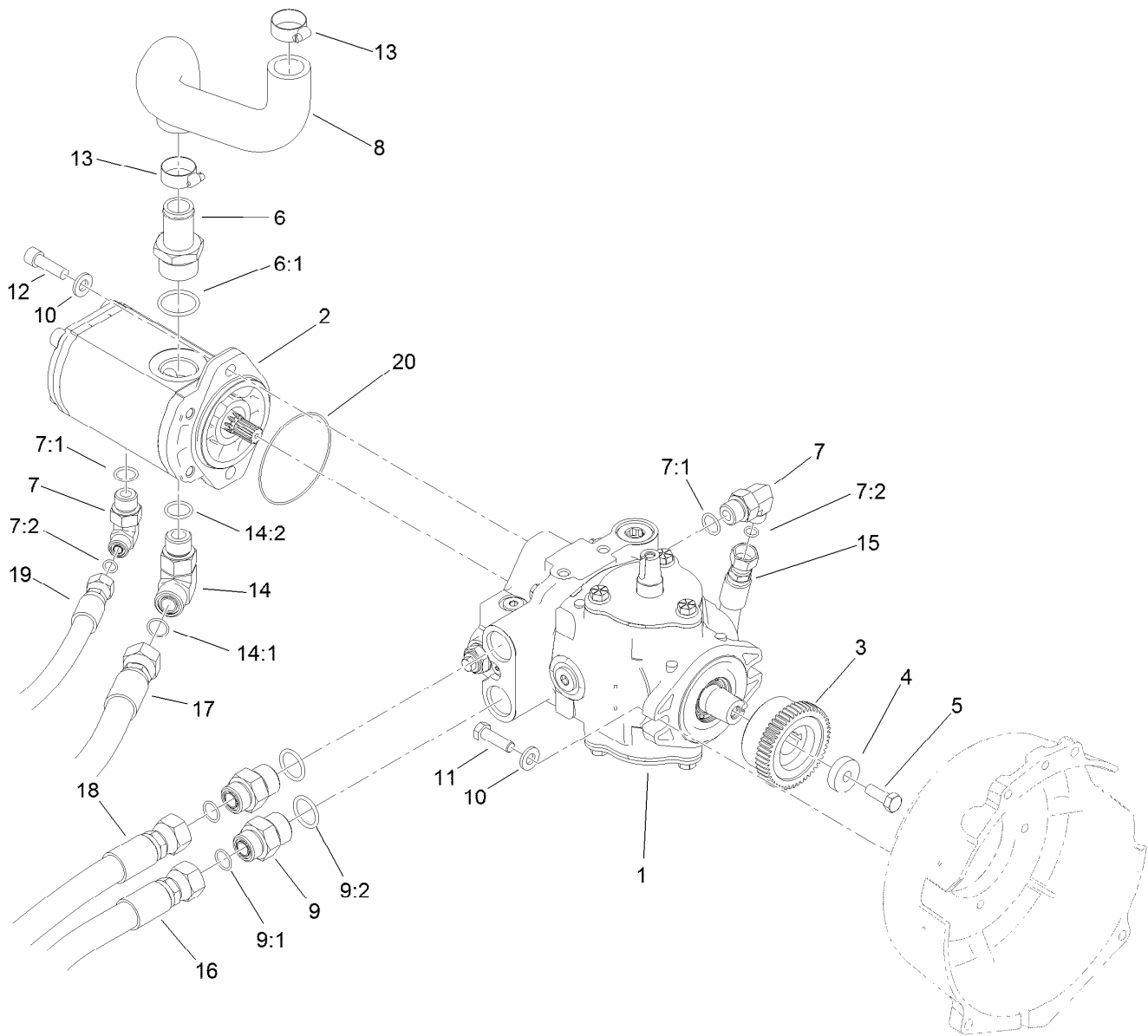
<i>Ref.</i>	<i>Part Number</i>	<i>Qty.</i>	<i>Description</i>	<i>Ref.</i>	<i>Part Number</i>	<i>Qty.</i>	<i>Description</i>
33	3256-49	1	Washer-Plain	38	3212-4	2	Screw-HH
34	33113-012	1	Screw-HH	39	104-7048	1	Cap-Housing
35	92-6282	1	Switch-Seat	40	115-8156	1	Decal-Speed, Clip
36	32144-10	2	Screw-HWH	41	3253-6	2	Washer-Lock



Battery and Electrical Component Assembly

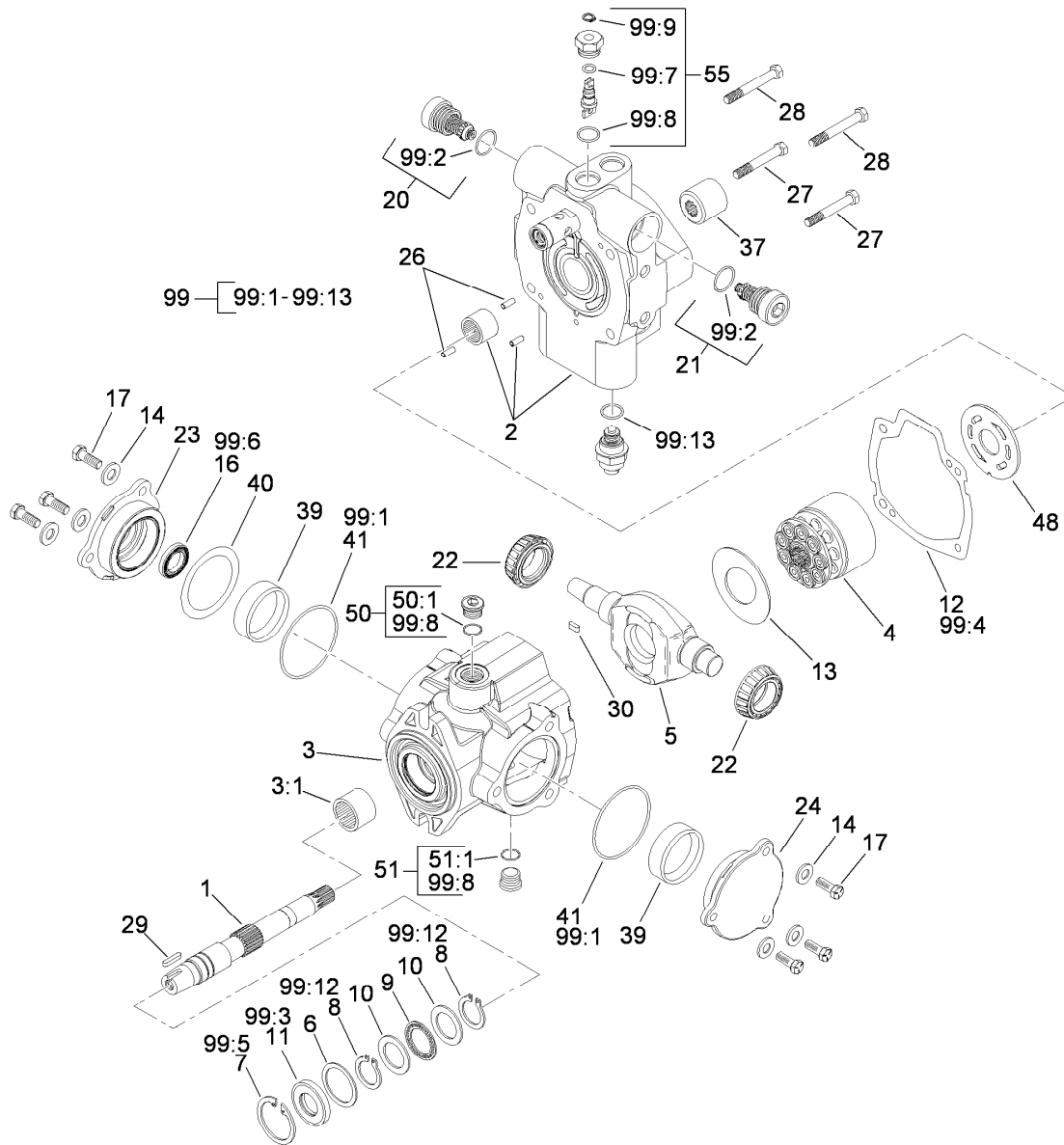
Ref.	Part Number	Qty.	Description
1	99-7430	9	Relay-Mini
2	32104-32	7	Screw-HWH
3	104-7201	4	Nut-HF, NI
4	93-2169-01	1	Bracket-Relay
5	3290-134	1	Screw
6	106-5187	1	Battery, 525 CCA W/O Electrolyte
7	66-2490	1	Retainer-Battery
8	3234-19	1	Screw-HHF
9	104-8301	1	Nut-HF, NI
11	99-7435	1	Relay
12	99-6810	4	Screw-HHF
13	3254-2	1	Washer-Lock, Internal
15	3296-2	1	Nut-Lock, NI
16	32180-030	2	Clip-Tie

Ref.	Part Number	Qty.	Description
17	32149-7	2	Nut-Keps
18	32105-13	2	Screw-HWH
19	119-3537-01	1	Bracket-Fuse Block
21	95-8853	1	Cable-Battery, Positive
22	99-8167	1	Cable-Battery, Negative
23	120-6306	1	Harness-Wire
23:1	92-3188	2	Diode-Board, Circuit
23:2	109355	1	Fuse-Blade, 15 Amp
23:3	218-578	2	Fuse-Blade, 10 Amp
23:4	104-4022	1	Resistor-75 Ohm
26	92-5753	2	Clamp-Hose
28	68-3270	2	Bumper-Rubber
29	3218-2	2	Nut-Hex Jam
31	3290-378	6	Tie-Cable



Hydrostat and Gear Pump Drive Assembly

Ref.	Part Number	Qty.	Description	Ref.	Part Number	Qty.	Description
1	121-9557	1	Pump-Hydro	10	100-4852	4	Washer-Hardened
2	114-9956	1	HYD Gear Pump ASM	11	323-7	2	Screw-HH
3	119-4418	1	Coupling	12	3274-1	2	Screw-HSH
4	117-3657	1	Spacer	13	2412-34	2	Clamp-Hose
5	3211-4	1	Screw-HH	14	340-17	1	Fitting-Elbow, 90 DEG
6	354-78	1	Fitting-STR	14:1	237-65	1	O-Ring
6:1	237-146	1	O-Ring	14:2	237-80	1	O-Ring
7	340-18	2	Fitting-HYD, 90 DEG	15	121-2562	1	HYD Hose ASM
7:1	237-79	1	O-Ring	16	99-4220	1	HYD Hose ASM
7:2	237-22	1	O-Ring	17	99-4216	1	HYD Hose ASM
8	99-1905	1	Hose-Inlet, Pump	18	99-4217	1	Hose-Hydraulic
9	340-8	2	Fitting-Straight	19	105-4339	1	Hose-HYD
9:1	237-65	1	O-Ring	20	353-949	1	O-Ring
9:2	237-81	1	O-Ring				



Hydraulic Pump Assembly No. 121-9557

Ref.	Part Number	Qty.	Description	Ref.	Part Number	Qty.	Description
1	119-7148	1	Shaft-Drive, Tapered	21	120-1989	1	Relief Valve ASM
2	121-9574	1	Endcover ASM	22	98-4639	2	Bearing-Cone
3	100-3176	1	Housing ASM	23	98-4645	1	Plate-Cover
3:1	94-6363	1	Bearing	24	98-4644	1	Plate-Cover
4	76-6070	1	Rotating Kit	26	76-6150	2	Pin-Dowel
5	100-3175	1	Camplate	27	76-6160	2	Capscrew
6	33-3720	1	Washer	28	76-6170	2	Capscrew
7	32151-13	1	Ring-Retaining	29	120-5751	1	Key
8	32151-29	2	Ring-Retaining	30	94-3646	1	Key
9	252-66	1	Bearing-Thrust	37	74-9040	1	Coupler
10	252-71	2	Washer-Thrust	39	104-4046	2	Bearing-Cup
11	104-4861	1	Seal-Shaft	40	100-3182	1	Shim Kit
12	33-4930	1	Gasket-Housing	41	100-3179	2	O-Ring
13	98-4635	1	Insert-Plate, Cam	48	100-3180	1	Plate-Valve
14	105-9762	6	Washer	50	74-9280	1	Plug ASM
16	76-6190	1	Seal-Shaft	50:1		1	O-Ring ■
17	98-4640	6	Screw-Cap	51	74-9280	1	Plug ASM
20	120-1989	1	Relief Valve ASM	51:1		1	O-Ring ■

● Not illustrated

■ Not serviced separately

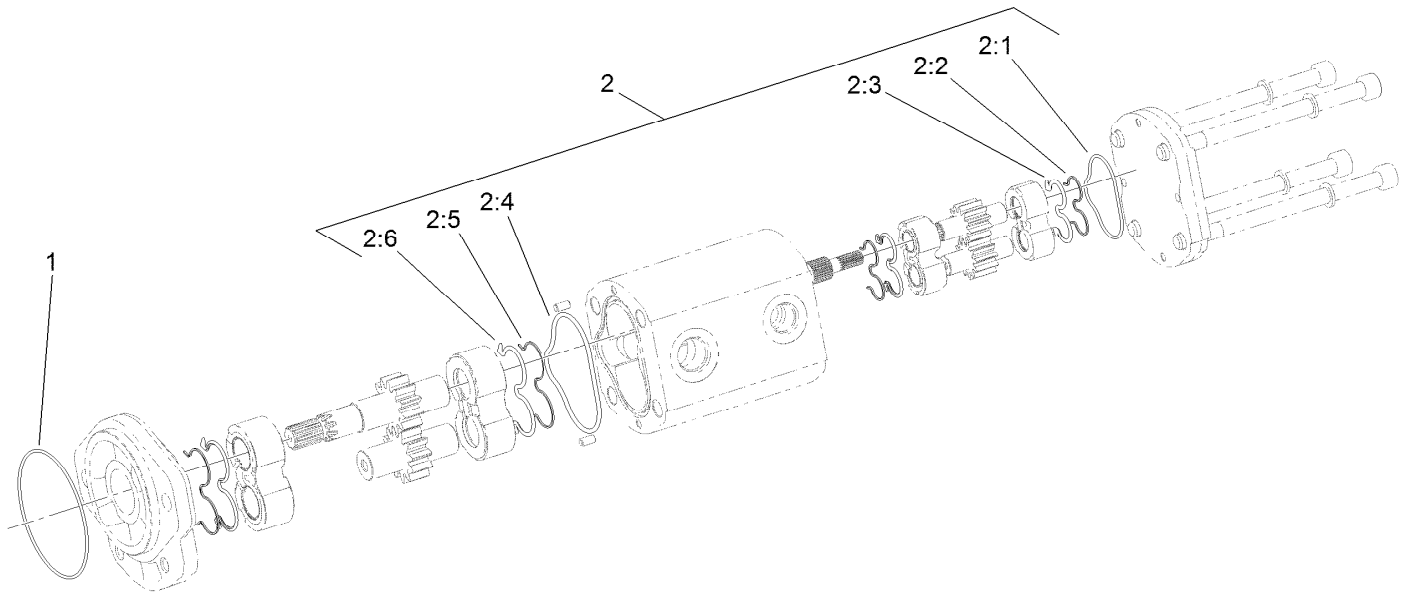


Hydraulic Pump Assembly No. 121-9557 (continued)

Ref.	Part Number	Qty.	Description	Ref.	Part Number	Qty.	Description
55	105-3811	1	Valve-Bypass	99:8	5	O-Ring ■	
99	120-5754	1	Seal Kit	99:9	1	Ring-Retaining ■	
99:1		2	O-Ring ■	99:10	1	O-Ring (Not Used For This Configuration) ●■	
99:2		2	O-Ring ■	99:11	1	O Ring-Molded (Not Used For This Configuration) ●■	
99:3		1	Seal-Shaft ■	99:12	2	Ring-Retaining ■	
99:4		1	Gasket ■	99:13	1	O-Ring ■	
99:5		1	Ring-Retaining ■				
99:6		1	Seal-Shaft ■				
99:7		1	O-Ring ■				

● Not illustrated

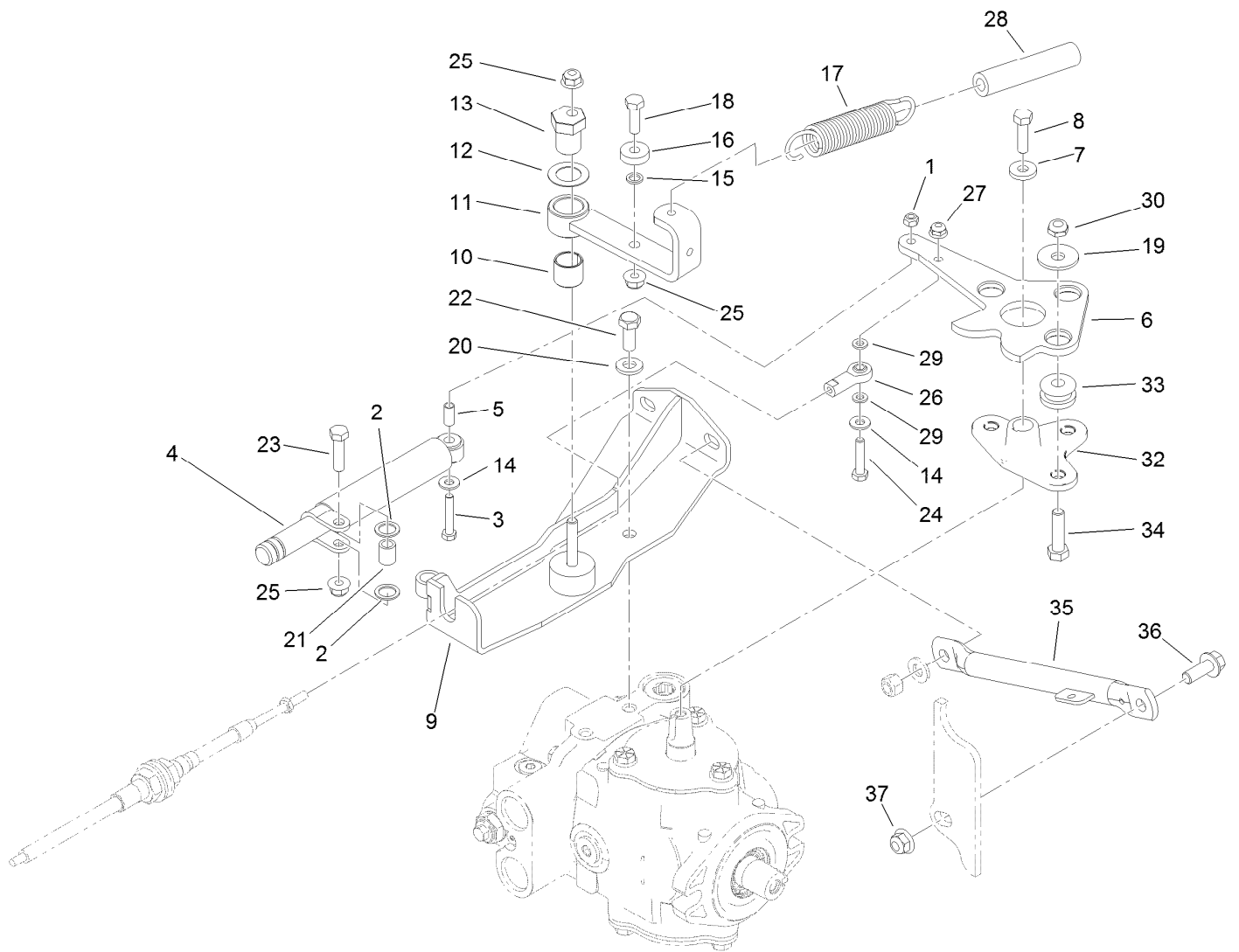
■ Not serviced separately



Hydraulic Gear Pump Assembly No. 114-9956

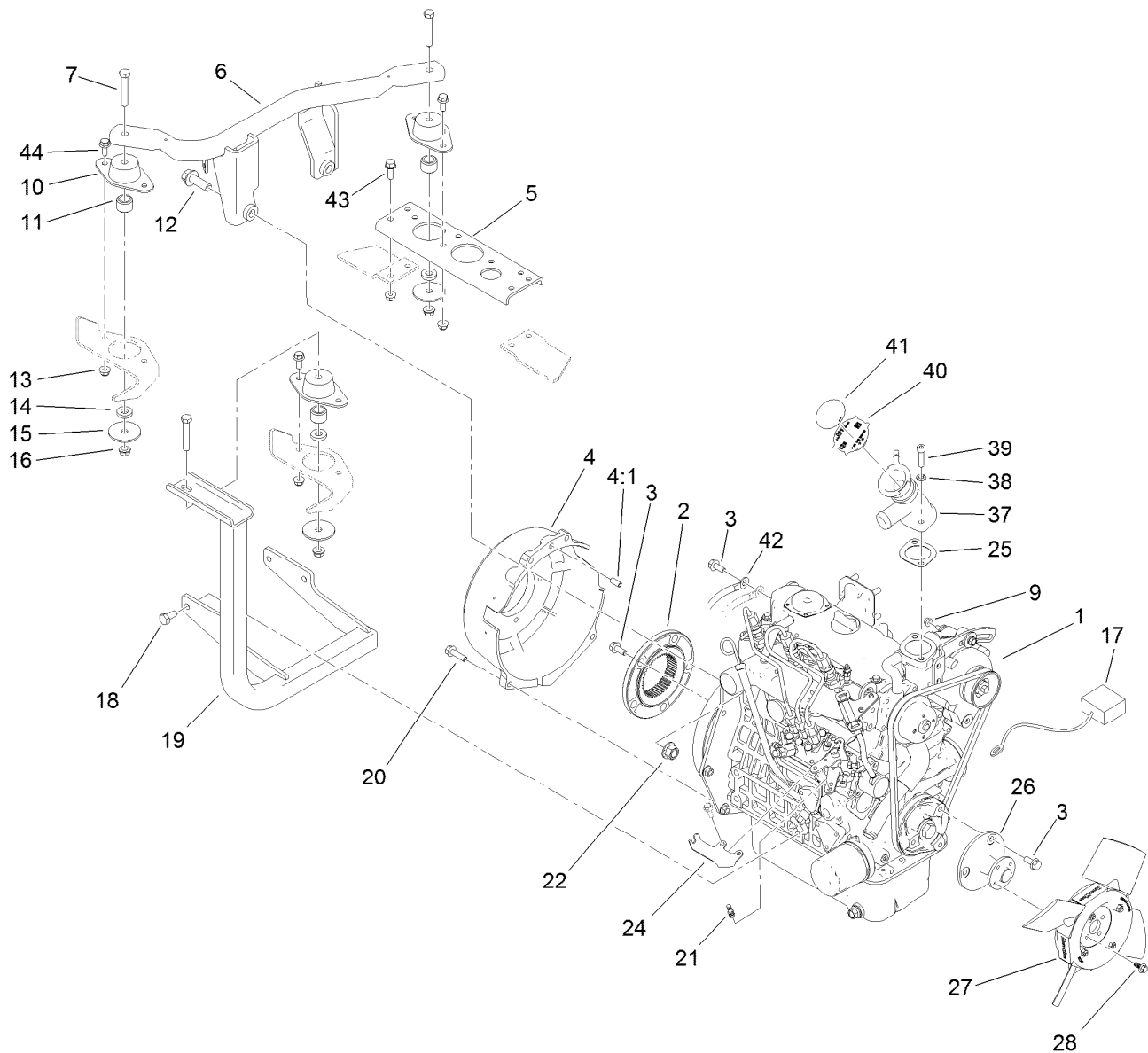
<i>Ref.</i>	<i>Part Number</i>	<i>Qty.</i>	<i>Description</i>
1	353-949	1	O-Ring
2	119-7134	1	Kit-Seal
2:1		1	O-Ring ●
2:2		2	Seal-Extrusion, Anti ●
2:3		2	Seal-Backup ●
2:4		1	O-Ring ●
2:5		2	Seal-Extrusion, Anti ●
2:6		2	Seal-Backup ●

● Not serviced separately



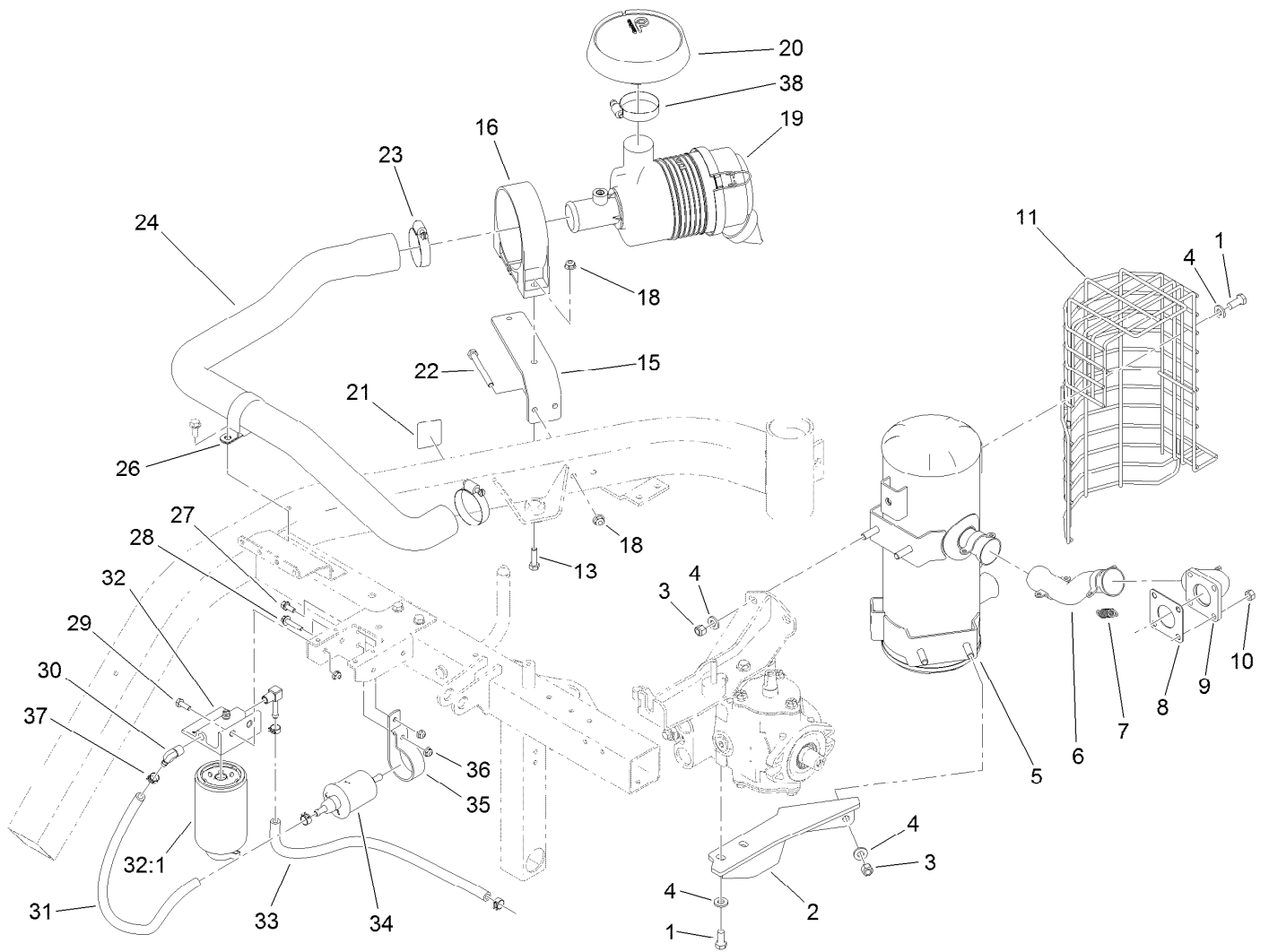
Neutral System Assembly

Ref.	Part Number	Qty.	Description	Ref.	Part Number	Qty.	Description
1	33023-00	1	Nut-Lock	19	93-8806	3	Washer-Hardened
2	94-8196	2	Washer-Nylon	20	100-4852	2	Washer-Hardened
3	33113-035	1	Screw-HH	21	94-8197	1	Tube-Pivot
4	76-8870	1	Damper-Lever	22	323-5	2	Screw-HH
5	94-1312	1	Spacer-Pivot	23	322-6	1	Screw-HH
6	94-3488-03	1	Lever-Pump	24	321-8	1	Screw-HH
7	88-7200	1	Washer-Flat	25	104-8300	3	Nut-HF, NI
8	3210-6	1	Screw-HH	26	2411-41	1	Rod End-Ball Joint
9	120-5263-03	1	Mount-Muffler, Upper	27	104-7201	1	Nut-HF, NI
10	94-9609	1	Bushing-Straight	28	99-4251	1	Hose-Dampener
11	94-4527	1	Arm-Neutral	29	33093-00	2	Washer-Flat
12	3-6498	1	Washer-Thrust	30	3296-59	3	Nut-Lock, NI
13	93-2111	1	Stud-Traction	32	117-9500	1	Plate-Pivot
14	3256-22	2	Washer-Flat	33	63-9750	3	Mount
15	75-5470	1	Spacer-Bearing	34	323-29	3	Screw-HH
16	251-259	1	Bearing-Ball	35	120-5318-03	1	Support-Exhaust
17	99-4254	1	Spring-Extension	36	3234-42	1	Screw-HHF
18	322-5	1	Screw-HH	37	104-8301	1	Nut-HF, NI



Engine Installation Assembly

<i>Ref.</i>	<i>Part Number</i>	<i>Qty.</i>	<i>Description</i>	<i>Ref.</i>	<i>Part Number</i>	<i>Qty.</i>	<i>Description</i>
1	119-3570	1	Engine-Diesel, Kubota	19	119-4424-03	1	Support-Engine
2	115-8727	1	Flange-Coupling	20	33104-030	4	Screw-HHF
3	33104-020	9	Screw-HHF	21	108-5928	1	Swivel-Stop, Cable
4	119-4412	1	Bellhousing	22	99-5107	2	Nut-Lock
4:1	32121-123	1	Pin-Roll	24	120-5316	1	Bracket-Support, Throttle
5	93-2020-01	1	Bracket-Support	25	105-3748	1	Gasket-Thermostat
6	120-5313-03	1	Mount-Engine	26	119-4421	1	Adaptor-Fan
7	323-11	3	Screw-HH	27	120-5287	1	Fan-35 DEG
9	33003-00	1	Nut-HF	28	99-6810	4	Screw-HHF
10	83-1030	3	Mount-Engine	37	119-3532	1	Blade (Discontinued)
11	94-4538	3	Spacer-Mount	38	3253-4	2	Washer-Lock
12	100-6116	2	Screw-HHF	39	94-3559	2	Screw-HSH
13	104-8300	10	Nut-HF, NI	40	66-3240	1	Cap-Radiator
14	66-6480	3	Washer	41	106-5976	1	Decal-Warning
15	83-1040	3	Washer-Flat	42	120-6325	1	Harness-Wire, Ground
16	3290-357	3	Nut-HSF	43	3234-29	4	Screw-HHF
17	99-3441	1	Harness-Wire, Fusible Link	44	3234-47	6	Screw-HHF
18	63-7790	4	Screw-Cap				



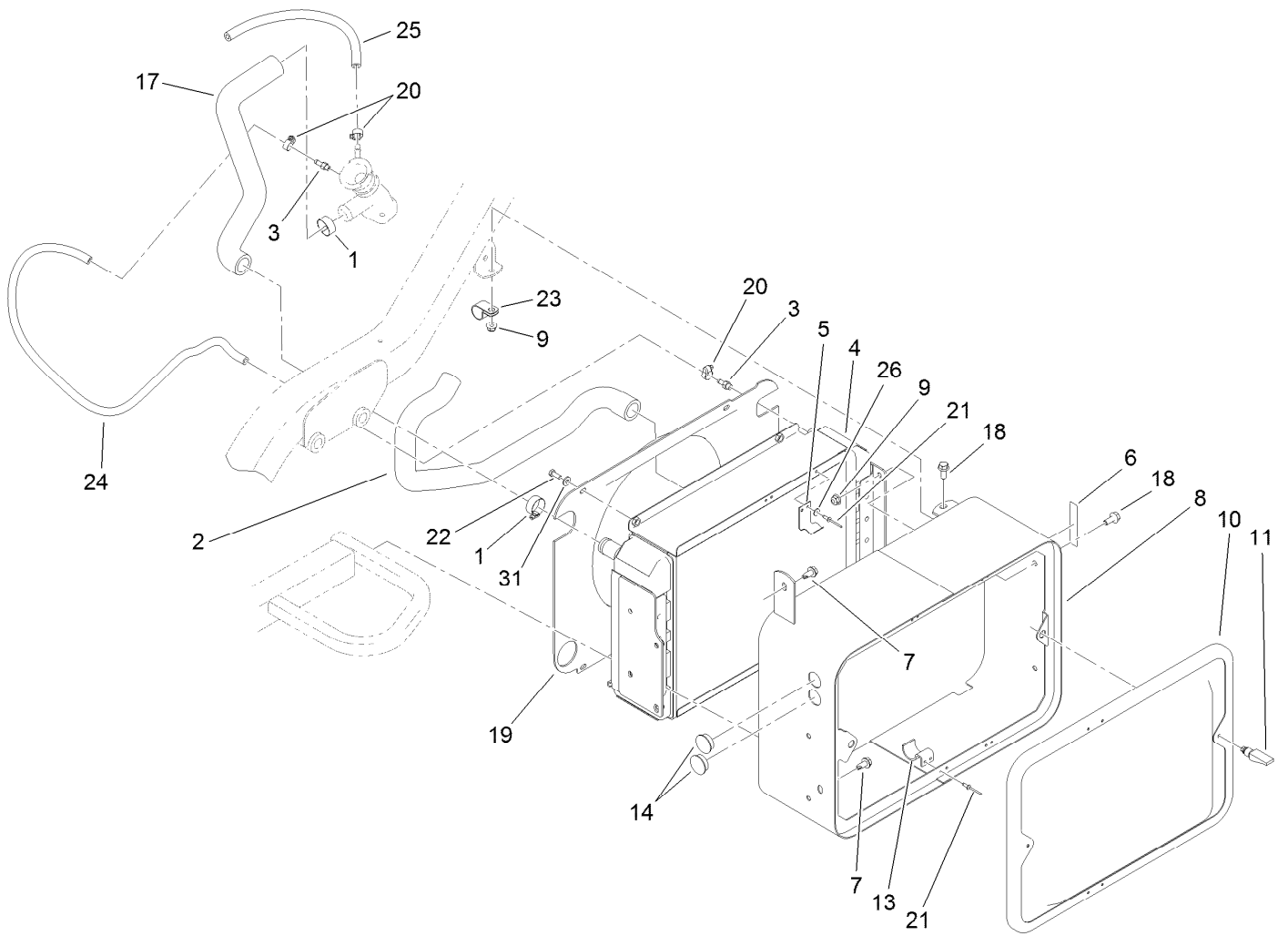
Air Cleaner, Fuel Filter and Exhaust Assembly

Ref.	Part Number	Qty.	Description	Ref.	Part Number	Qty.	Description
1	323-5	6	Screw-HH	21	93-7275	1	Decal-Fluid, Starting
2	119-4474	1	Bracket-Muffler	22	322-20	2	Screw-HH
3	32152-2	4	Nut-Lock, Cone	23	2412-92	2	Clamp-Hose
4	100-4852	10	Washer-Hardened	24	119-3536	1	Hose-Air Cleaner
5	120-1950	1	Muffler	26	115-9469	1	Clamp-R
6	114-8013	1	Pipe-Exhaust	27	3234-33	1	Screw-HHF
7	104-6478	4	Spring-Extension	28	3234-21	1	Screw-HHF
8	99-8343	1	Gasket-Muffler	29	321-4	2	Screw-HH
9	114-8009	1	Plate-Exhaust	30	353-781	2	Fitting-HYD, 90
10	33014-00	4	Nut-Hex	31	106-1126	1	Hose-Fuel
11	115-8718-03	1	Shield-Muffler	32	110-9044	1	Separator-Filter
13	322-16	2	Screw-HH	32:1	110-9049	1	Filter-Spin On, Fuel/Water
15	99-4203	1	Bracket-Cleaner, Air	33	114-4028	1	Hose-Fuel
16	95-5806	1	Bracket-Mounting, Air Cleaner	34	110-8806	1	Pump-Fuel
18	104-8300	4	Nut-HF, NI	35	110-8817	1	Bracket-Pump, Fuel
19	95-5805	1	Air Cleaner ASM	36	104-7201	4	Nut-HF, NI
20	120-4848	1	Hood-Inlet, Air	37	92-2379	4	Clamp-Hose
				38	2412-92	1	Clamp-Hose



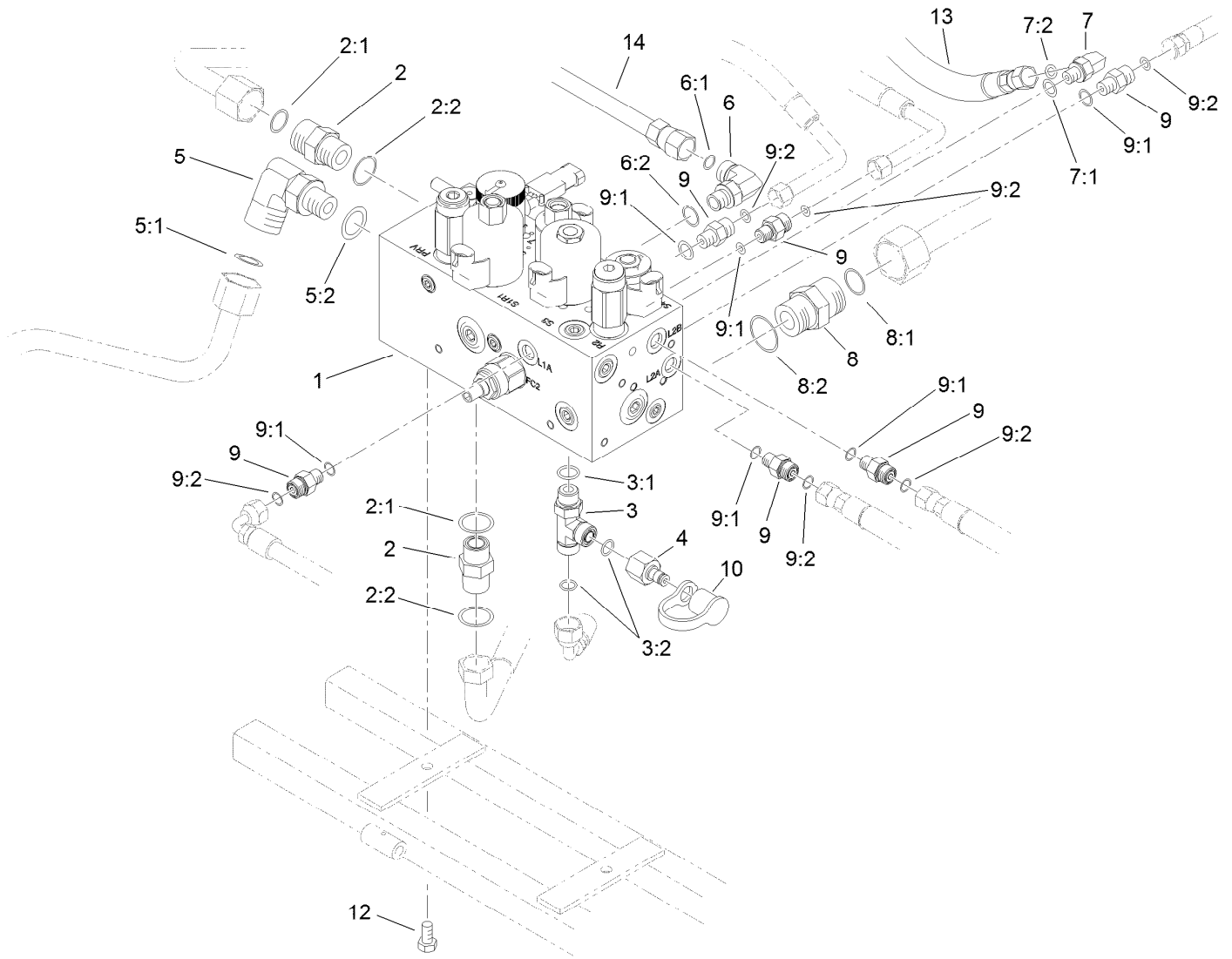
Air Cleaner Assembly No. 95-5805

<i>Ref.</i>	<i>Part Number</i>	<i>Qty.</i>	<i>Description</i>
2	108-3811	1	Filter-Air
3	94-3652	1	Cover ASM
3:1	1-643283	2	Latch-Cleaner, Air
4	87-9400	1	Valve-Vacuator
5	285-17	1	Plug-Pipe



Radiator Assembly

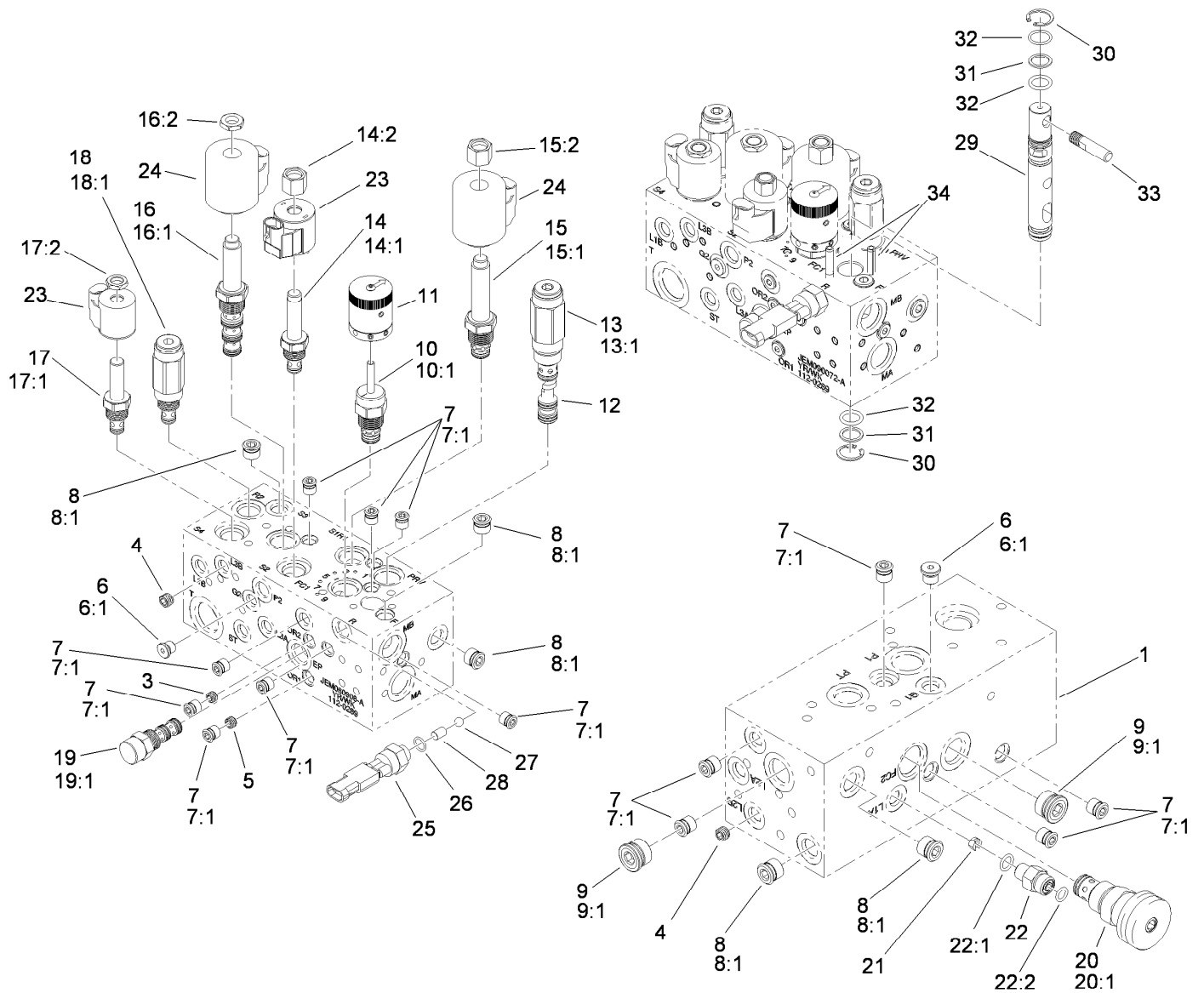
<i>Ref.</i>	<i>Part Number</i>	<i>Qty.</i>	<i>Description</i>	<i>Ref.</i>	<i>Part Number</i>	<i>Qty.</i>	<i>Description</i>
1	2412-34	4	Clamp-Hose	14	94-4528	2	Plug
2	119-3554	1	Hose-Radiator, Lower	17	119-3556	1	Hose-Radiator, Upper
3	304-73	2	Fitting-Straight	18	3234-47	5	Screw-HHF
4	119-3555	1	Radiator	19	119-3571	1	Shroud-Fan
5	104-7736	1	Bracket-Cooler, Upper	20	2412-108	3	Clamp-Worm
6	93-6681	1	Decal-Warning, Fan	21	3269-15	6	Rivet-Pop
7	32104-32	2	Screw-HWH	22	33113-016	4	Screw-HH
8	106-9056-01	1	Support-Radiator	23	2412-41	1	Clamp-R
9	104-8300	5	Nut-HF, NI	24	109-0286	1	Hose-Fuel
10	100-3172-03	1	Screen ASM	25	110-4101	1	Hose-Fuel
11	74-5950	2	Latch-Swell	26	3269-6	2	Washer-Flat
13	93-2424	2	Bracket-Cooler, Lower	31	3256-22	4	Washer-Flat



Manifold Block Installation Assembly

Ref.	Part Number	Qty.	Description	Ref.	Part Number	Qty.	Description
1	112-9197	1	Manifold ASM W/Backlap	7	340-97	1	Fitting-Elbow, 90 DEG
2	340-7	2	Fitting-Straight	7:1	237-22	1	O-Ring
2:1	237-65	1	O-Ring	7:2	237-78	1	O-Ring
2:2	237-80	1	O-Ring	8	340-9	1	Fitting-STR
3	340-109	1	Fitting-Tee	8:1	237-58	1	O-Ring
3:1	237-79	1	O-Ring	8:2	237-81	1	O-Ring
3:2	237-30	2	O-Ring	9	340-92	5	Fitting-Straight
4	100-5616	1	Fitting	9:1	237-78	1	O-Ring
5	340-17	1	Fitting-Elbow, 90 DEG	9:2	237-21	1	O-Ring
5:1	237-65	1	O-Ring	10	354-79	1	Cap-Dust
5:2	237-80	1	O-Ring	12	33114-016	2	Screw-HH
6	340-77	1	Fitting-Elbow, 90 DEG	13	112-0274	1	Hose-HYD
6:1	237-22	1	O-Ring	13:3	237-42	1	O-Ring ●
6:2	237-42	1	O-Ring	14	105-9790	1	Hose ASM

● Not illustrated

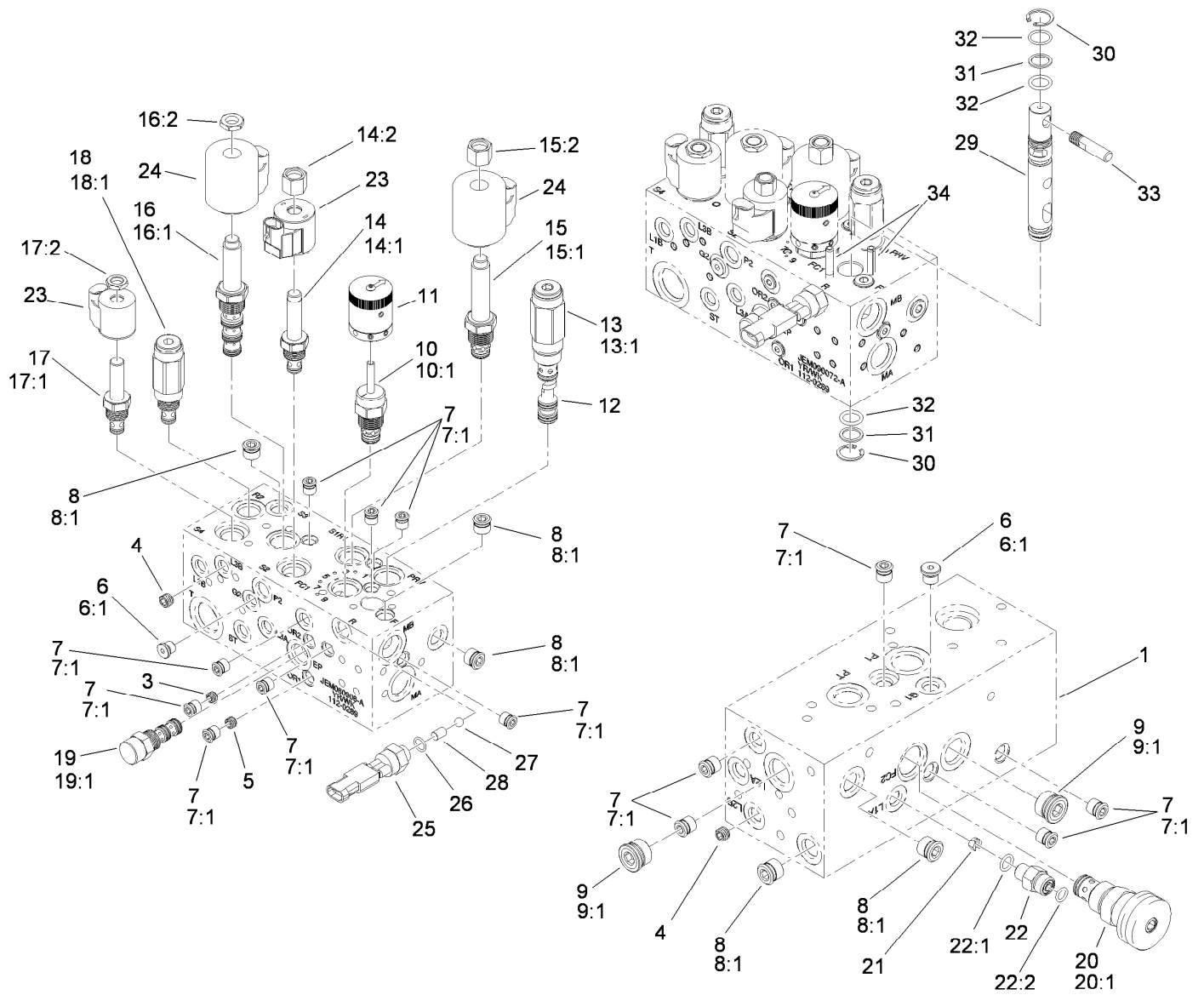


Hydraulic Manifold Assembly No. 112-9197

Ref.	Part Number	Qty.	Description
1		1	Body-Manifold ●
3	112-9202	1	Orifice-Flow, Control (.060)
4	110-8887	2	Plug-Orifice (0.055)
5	112-9203	1	Orifice-Control, Flow (.013)
6	353-990	2	Plug ASM
6:1	237-78	1	O-Ring
7	106-1025	13	Plug-HYD
7:1	237-78	1	O-Ring
8	106-1026	5	Plug-HYD
8:1	237-42	1	O-Ring
9	106-1027	2	Plug
9:1	237-79	1	O-Ring
10	110-8769	1	Valve-Control, Manual Flow
10:1	110-2633	1	Seal Kit
11	110-8767	1	Rotary Handle ASM
12	119-3506	1	Piston-Pilot
13	112-9205	1	Valve-Relief
13:1	105-9159	1	Seal Kit

Ref.	Part Number	Qty.	Description
14	107-7517	1	Valve-Solenoid
14:1	105-9156	1	Seal Kit
14:2	107-7812	1	Nut-Solenoid
15	110-8768	1	Valve-Relief, Solenoid (3000 PSI)
15:1	110-6316	1	Seal Kit
15:2	130-8180	1	Nut-Coil (9/16-24 Unef-2B)
16	110-8906	1	Valve-Solenoid
16:1	110-8908	1	Spool Valve Seal Kit
16:2	110-2634	1	Nut-Coil
17	112-9206	1	Solenoid Valve ASM
17:1	105-9156	1	Seal Kit
17:2	110-2634	1	Nut-Coil
18	133-8873	1	Valve-Relief
18:1	105-9156	1	Seal Kit
19	110-8988	1	Element-Logic
19:1	110-8773	1	Seal Kit
20	119-4136	1	Control-Flow

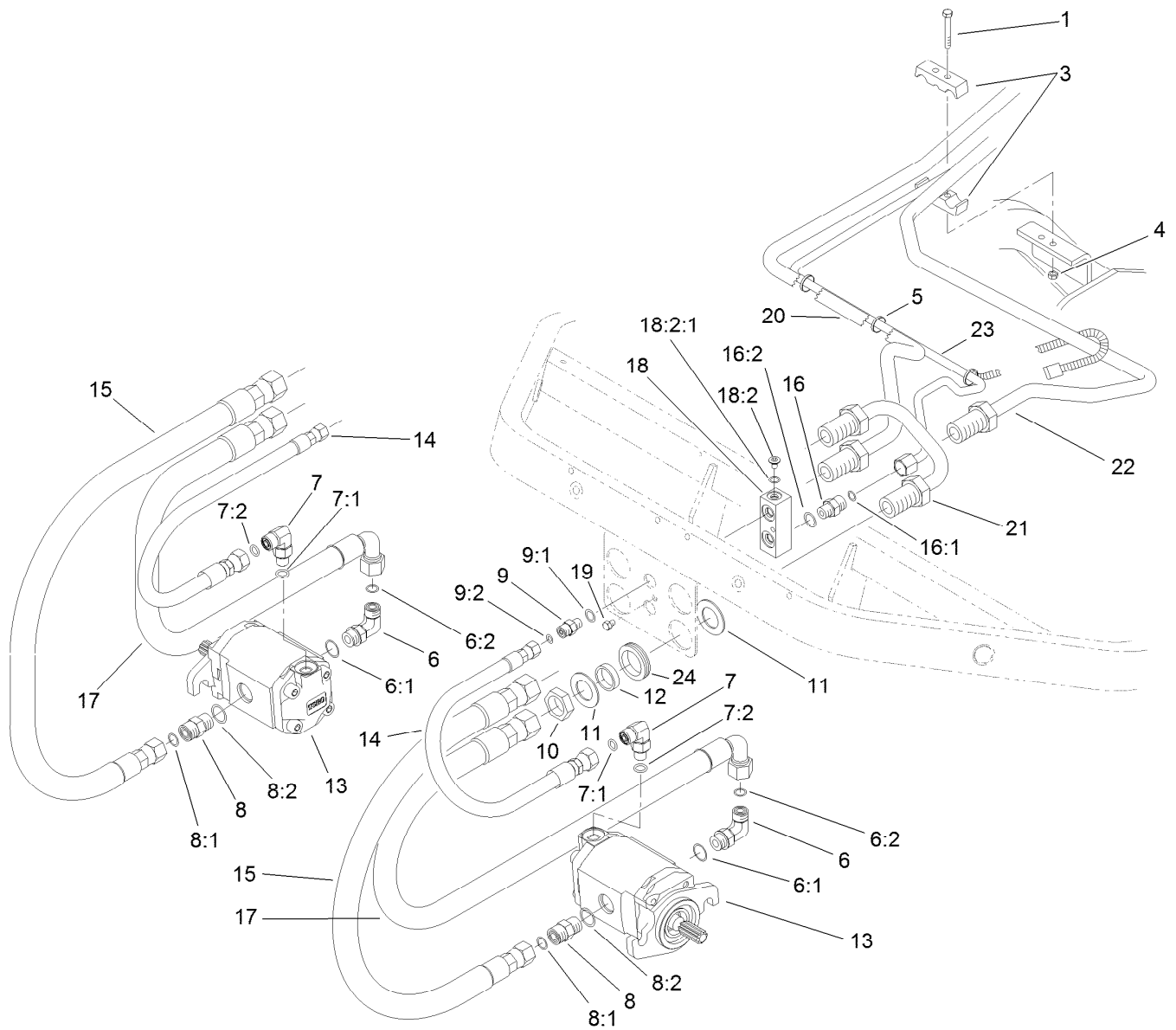
● Not serviced separately



Hydraulic Manifold Assembly No. 112-9197 (continued)

Ref.	Part Number	Qty.	Description	Ref.	Part Number	Qty.	Description
20:1	110-2633	1	Seal Kit	27	110-8762	1	Ball-Chrome
21	110-8903	1	Orifice-Control, Flow (0.055)	28	112-6533	1	Pin-Dowel
22	340-92	1	Fitting-Straight	29	112-6536	1	Spool
22:1	237-78	1	O-Ring	30	112-6532	2	Ring-Retaining
22:2	237-21	1	O-Ring	31	112-6534	2	Ring-Back Up
23	105-9333	2	Coil-12Vdc	32	117-4606	3	O-Ring
24	110-2630	2	Coil-12Vdc	33	110-8758	1	Handle-Spool
25	72-4320	1	Switch-Ball	34	112-6531	2	Pin-Spring
26	110-8757	1	O-Ring				

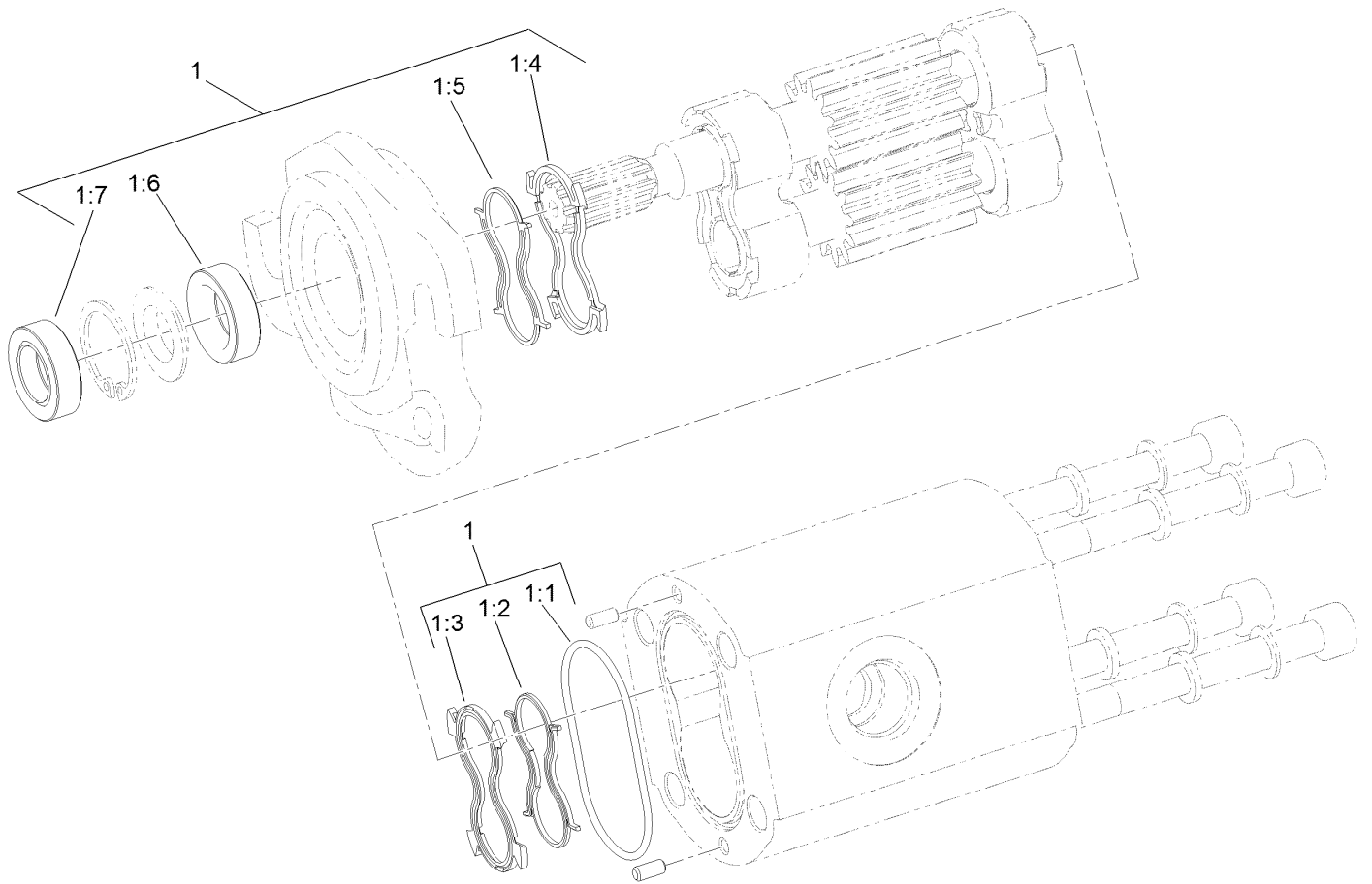
● Not serviced separately



Front Bulkhead and Reel Motor Assembly

Ref.	Part Number	Qty.	Description	Ref.	Part Number	Qty.	Description
1	321-44	2	Screw-HHF	13	120-2072	2	HYD Motor ASM
3	93-2509	2	Clamp-Tube	14	106-9674	2	Hose-HYD
4	104-7201	2	Nut-HF, NI	15	95-2908	2	Hose-HYD
5	3290-378	3	Tie-Cable	16	340-2	1	Fitting-Straight
6	340-98	2	Fitting-Elbow, 90 DEG	16:1	237-22	1	O-Ring
6:1	237-79	1	O-Ring	16:2	237-42	1	O-Ring
6:2	237-30	1	O-Ring	17	95-2909	2	Hose-HYD
7	340-132	2	Fitting-Elbow, 90 DEG	18	93-2238	1	T-Block
7:1	237-78	1	O-Ring	18:2	353-991	1	Plug-Hex, Hollow
7:2	237-21	1	O-Ring	18:2:1	237-156	1	O-Ring
8	340-4	2	Fitting-Straight	19	33113-008	1	Screw-HH
8:1	237-30	1	O-Ring	20	94-1318	1	Tube-HYD
8:2	237-79	1	O-Ring	21	94-1319	1	Tube-HYD
9	340-92	2	Fitting-Straight	22	94-1320	1	Tube-HYD
9:1	237-78	1	O-Ring	22:1	237-65	1	O-Ring ●
9:2	237-21	1	O-Ring	23	94-1321	1	Tube-HYD
10	340-74	2	Nut-Lock, Bulkhead	23:1	237-22	2	O-Ring ●
11	69-9010	4	Washer	24	240-3	2	Grommet-Rubber
12	125-1984	2	Spacer				

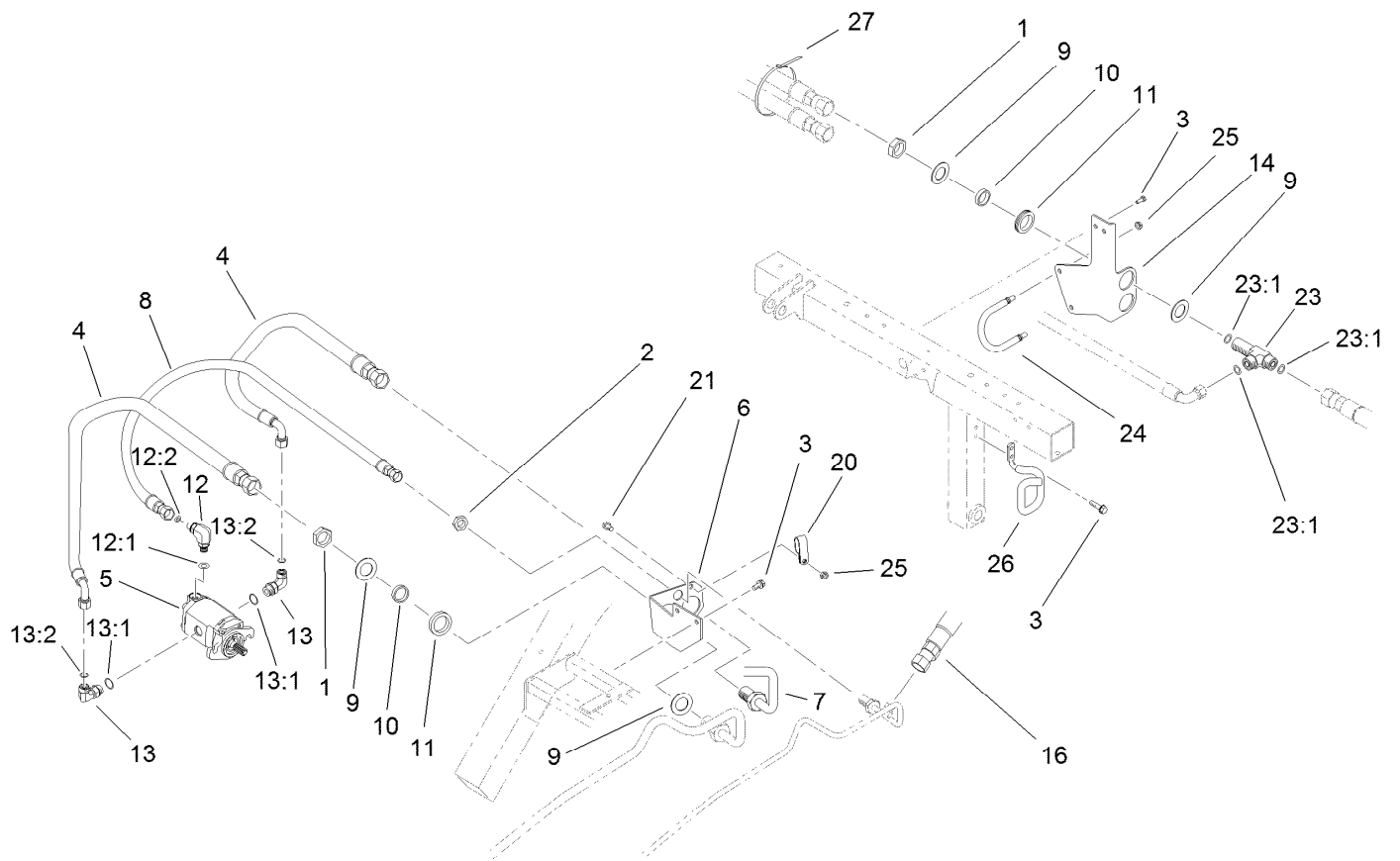
● Not illustrated



Hydraulic Reel Motor Assembly No. 120-2072

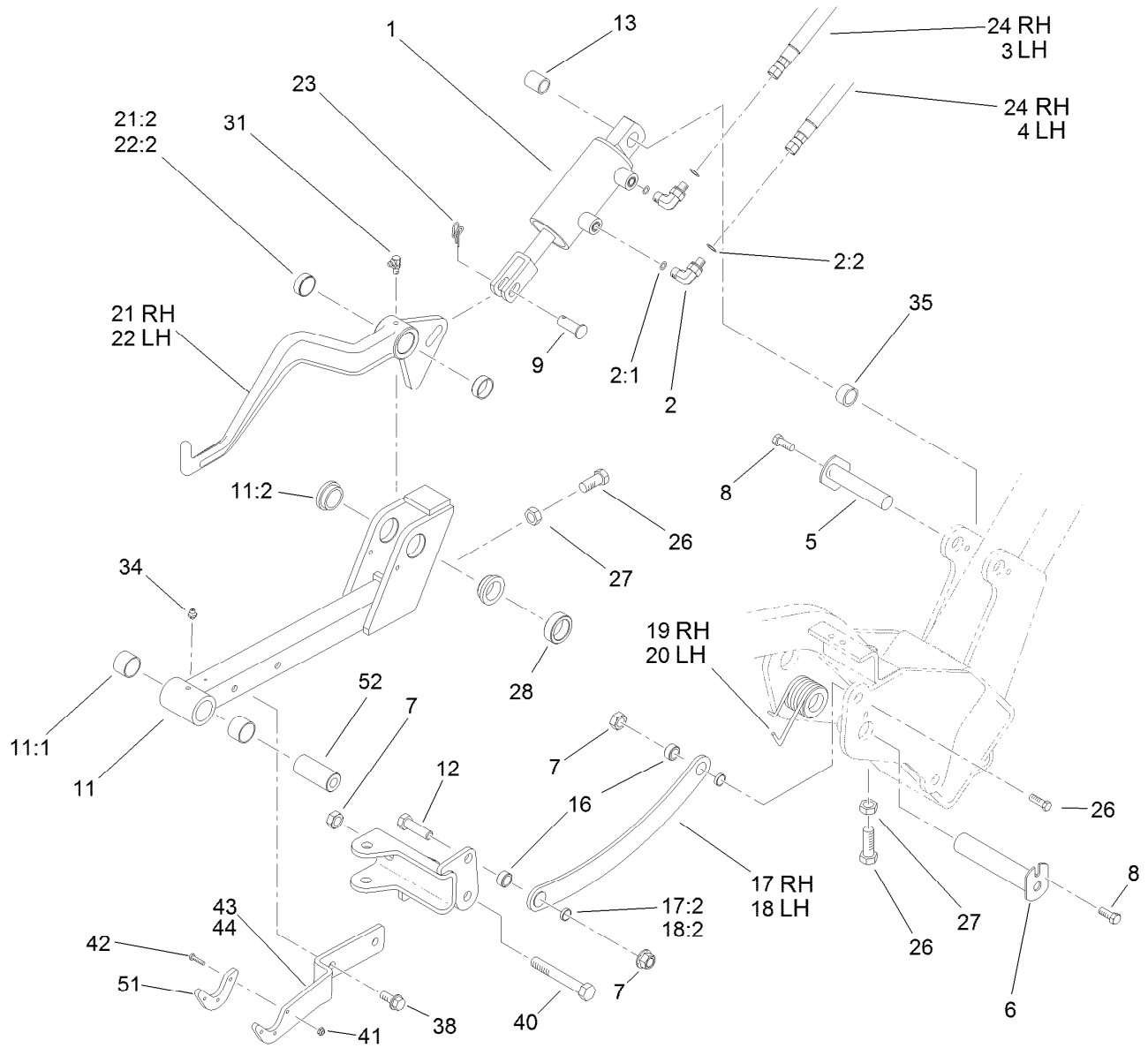
<i>Ref.</i>	<i>Part Number</i>	<i>Qty.</i>	<i>Description</i>
1	119-7113	1	Seal Kit
1:1		1	O-Ring Housing ●
1:2		1	Seal-Anti Extrusion ●
1:3		1	Seal-Plate, Balancing ●
1:4		1	Seal-Plate, Balancing ●
1:5		1	Seal-Anti Extrusion ●
1:6		1	Seal-Shaft (Inboard) ●
1:7		1	Seal-Shaft (Outboard) ●

● Not serviced separately



Rear Bulkhead and Reel Motor Assembly

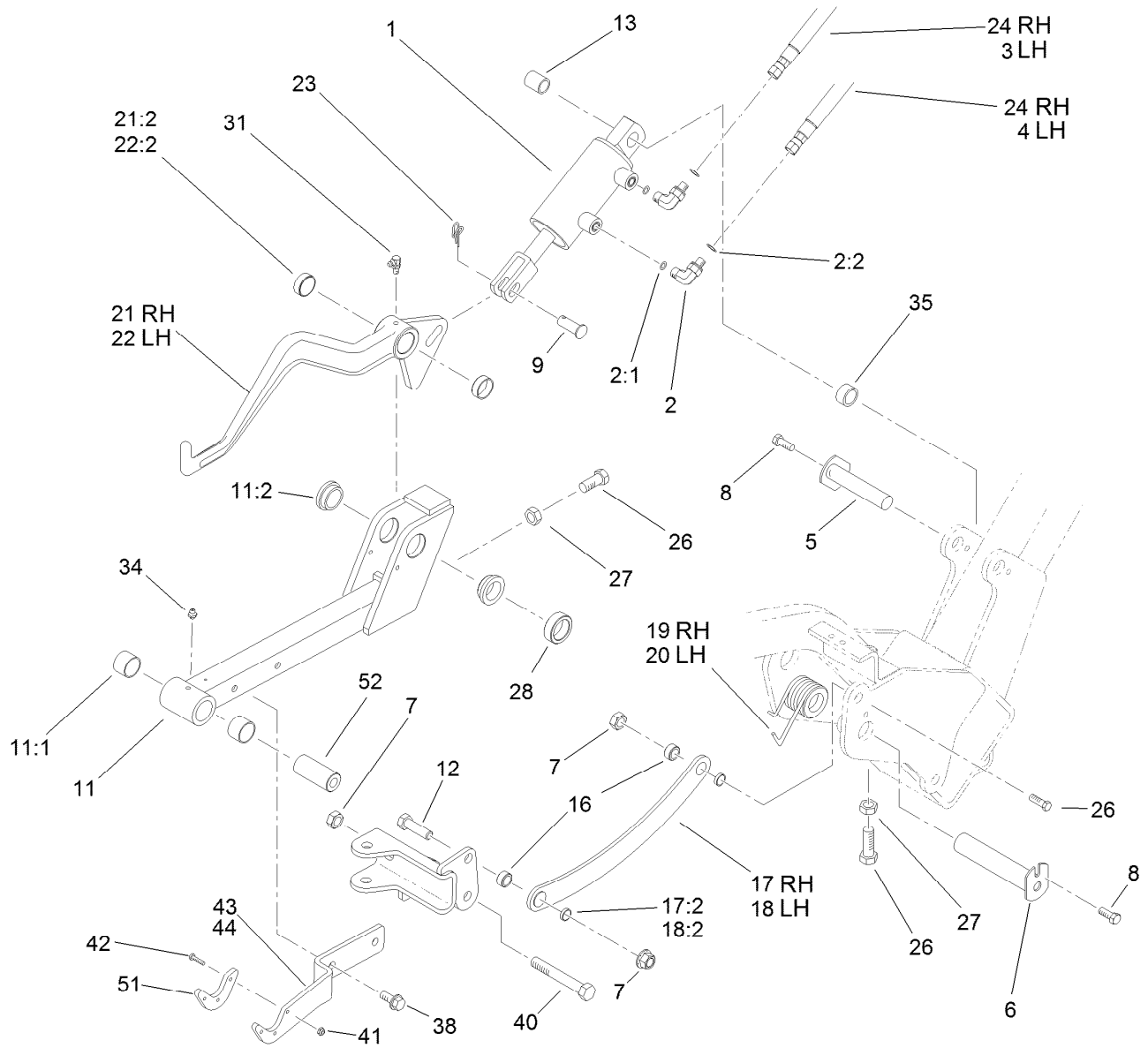
<i>Ref.</i>	<i>Part Number</i>	<i>Qty.</i>	<i>Description</i>	<i>Ref.</i>	<i>Part Number</i>	<i>Qty.</i>	<i>Description</i>
1	340-74	4	Nut-Lock, Bulkhead	13	340-98	2	Fitting-Elbow, 90 DEG
2	340-70	1	Nut-Lock	13:1	237-79	1	O-Ring
3	32104-32	6	Screw-HWH	13:2	237-30	1	O-Ring
4	95-2907	2	Hose ASM	14	99-4222-03	1	Bracket-Hose
5	120-2072	1	HYD Motor ASM	16	110-4008	1	HYD Hose ASM
6	94-1316	1	Bracket-Bulkhead	20	2412-137	1	Clamp-R, Double
7	94-1317	1	Tube-HYD	21	3234-47	1	Screw-HHF
8	105-5405	1	Hose-HYD	23	94-5350	2	Fitting-Tee
9	69-9010	8	Washer	23:1	237-65	3	O-Ring
10	125-1984	4	Spacer	24	99-4221	1	Retainer-Hose
11	240-3	4	Grommet-Rubber	25	104-8300	3	Nut-HF, NI
12	340-132	1	Fitting-Elbow, 90 DEG	26	94-5352	1	Retainer-Hose
12:1	237-78	1	O-Ring	27	3290-378	1	Tie-Cable
12:2	237-21	1	O-Ring				



Left Hand and Right Hand Lift Arm Assembly

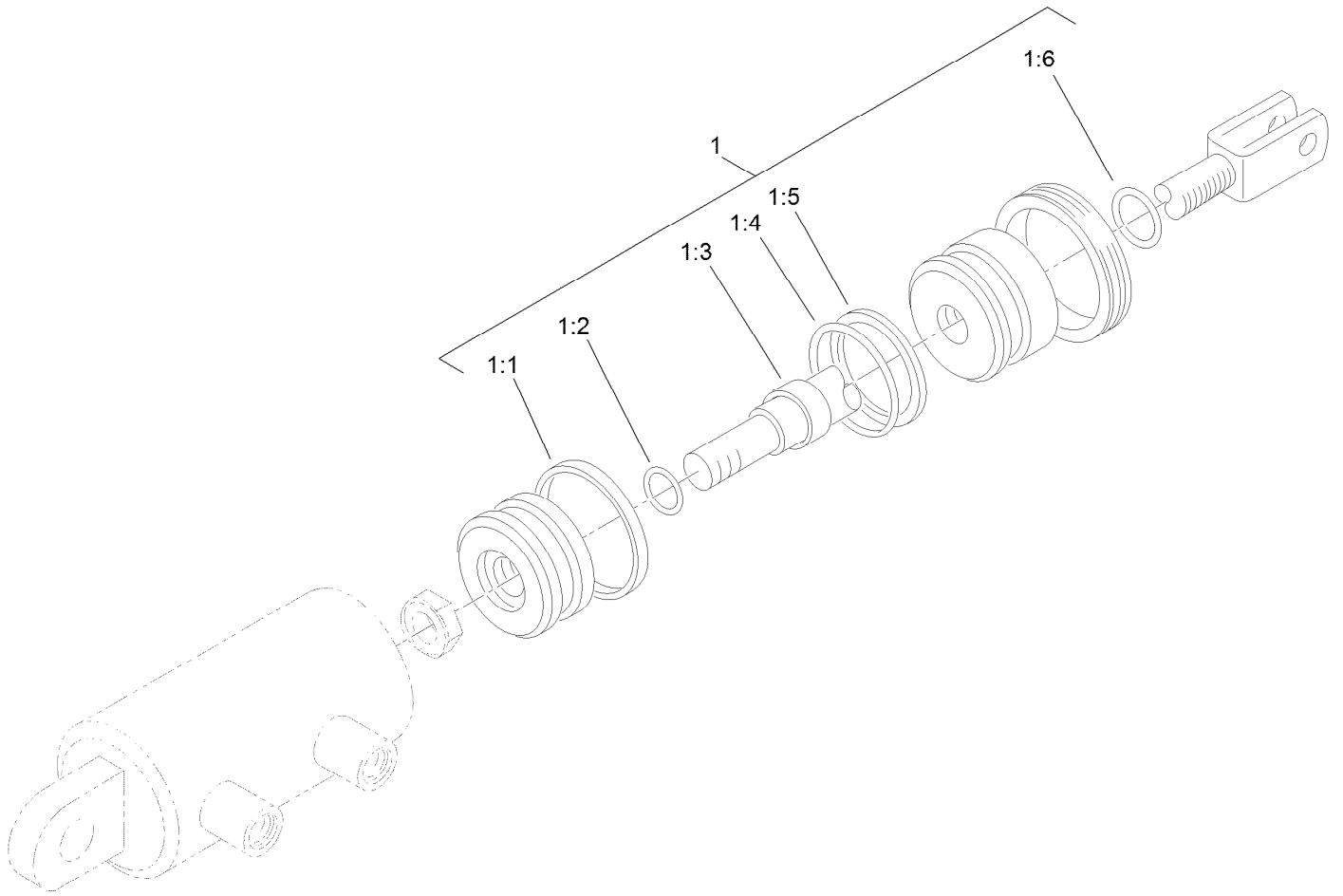
Ref.	Part Number	Qty.	Description
1	105-3821	2	HYD Cylinder ASM
2	340-132	4	Fitting-Elbow, 90 DEG
2:1	237-78	1	O-Ring
2:2	237-21	1	O-Ring
3	108-6505	1	Hose-HYD
4	112-9193	1	Hose-HYD
5	120-3199	2	Pin-Pivot
6	94-8198	2	Pin
7	99-5107	6	Nut-Lock
8	32104-32	4	Screw-HWH
9	283-8	2	Pin-Clevis
11	99-4115	2	Front Lift Frame ASM
11:1	98-4166	2	Bushing
11:2	94-9610	2	Bushing-Flange
12	325-6	4	Screw-HH
13	105-3838	2	Spacer
16	99-4201	4	Tube-Spacer
17	99-4258	1	RH Link Bracket ASM
17:2	99-4243	2	Bushing-Flange
18	99-4260	1	LH Link Bracket ASM
18:2	99-4243	2	Bushing-Flange

Ref.	Part Number	Qty.	Description
19	105-3809	1	Spring-Torsion, RH
20	105-3818	1	Spring-Torsion, LH
21	99-4213	1	RH Lift Arm ASM
21:2	92-8995	2	Bushing
22	99-4212	1	LH Lift Arm ASM
22:2	92-8995	2	Bushing
23	112-1491	2	Pin-Cotter
24	93-2254	2	HYD Hose ASM
26	325-7	4	Screw-HH
27	3218-5	3	Nut-Jam
28	93-2384	2	Spacer-Carrier
31	302-60	2	Fitting-Grease
34	302-5	2	Fitting-Grease
35	74-3730	2	Spacer-Spindle, Rear
38	32144-69	4	Screw-HHWHTF
40	325-14	2	Screw-HH
41	3296-54	6	Nut-Lock
42	3250-17	6	Screw-PPH
43	99-4111-01	1	Plate-Transport, 1 And 3
44	99-4112-01	1	Plate-Transport, #2



Left Hand and Right Hand Lift Arm Assembly (continued)

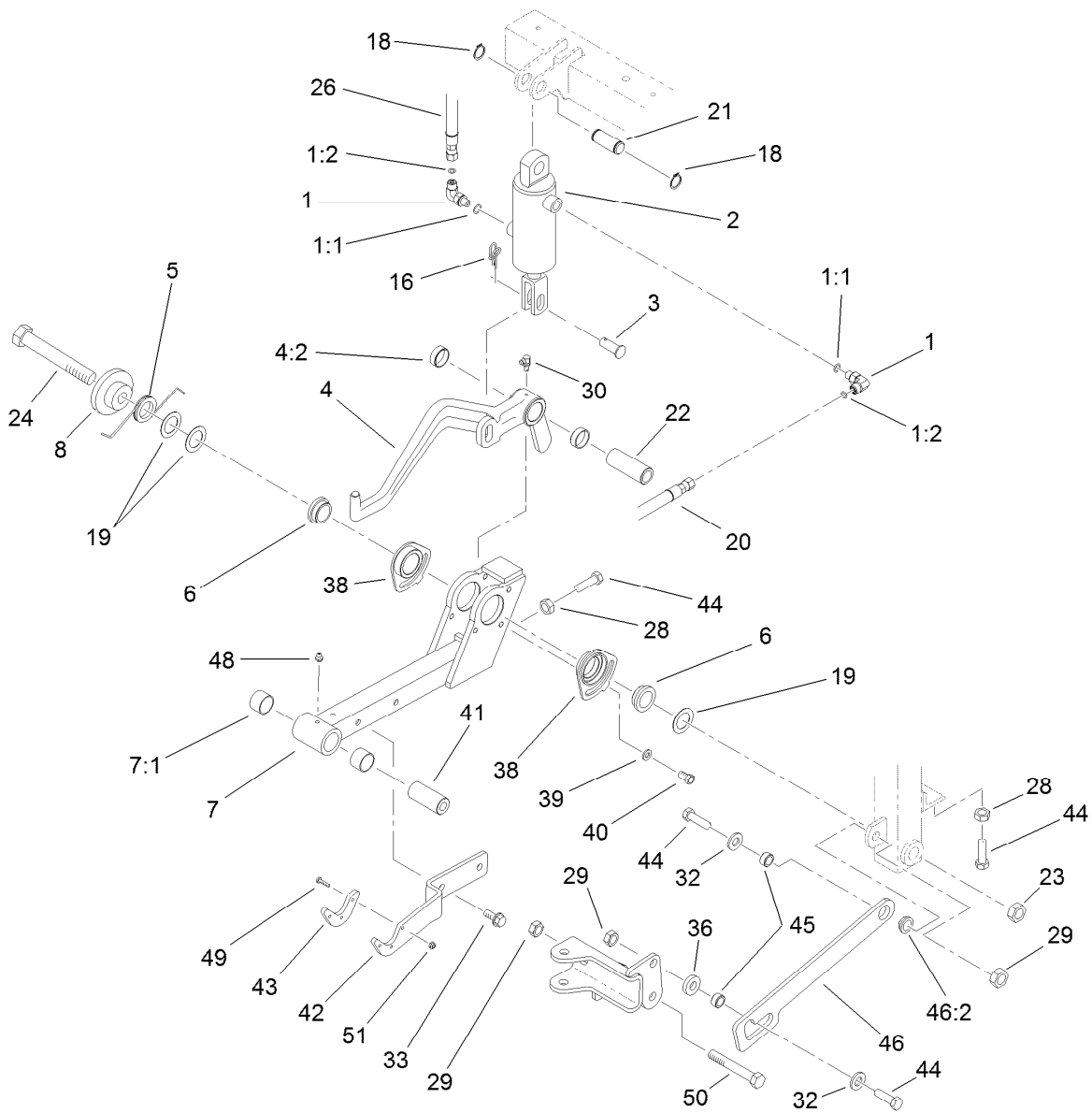
Ref.	Part Number	Qty.	Description
51	99-4225	2	Pad-Wear
52	99-4072	2	Spacer



Hydraulic Cylinder Assembly No. 105-3821

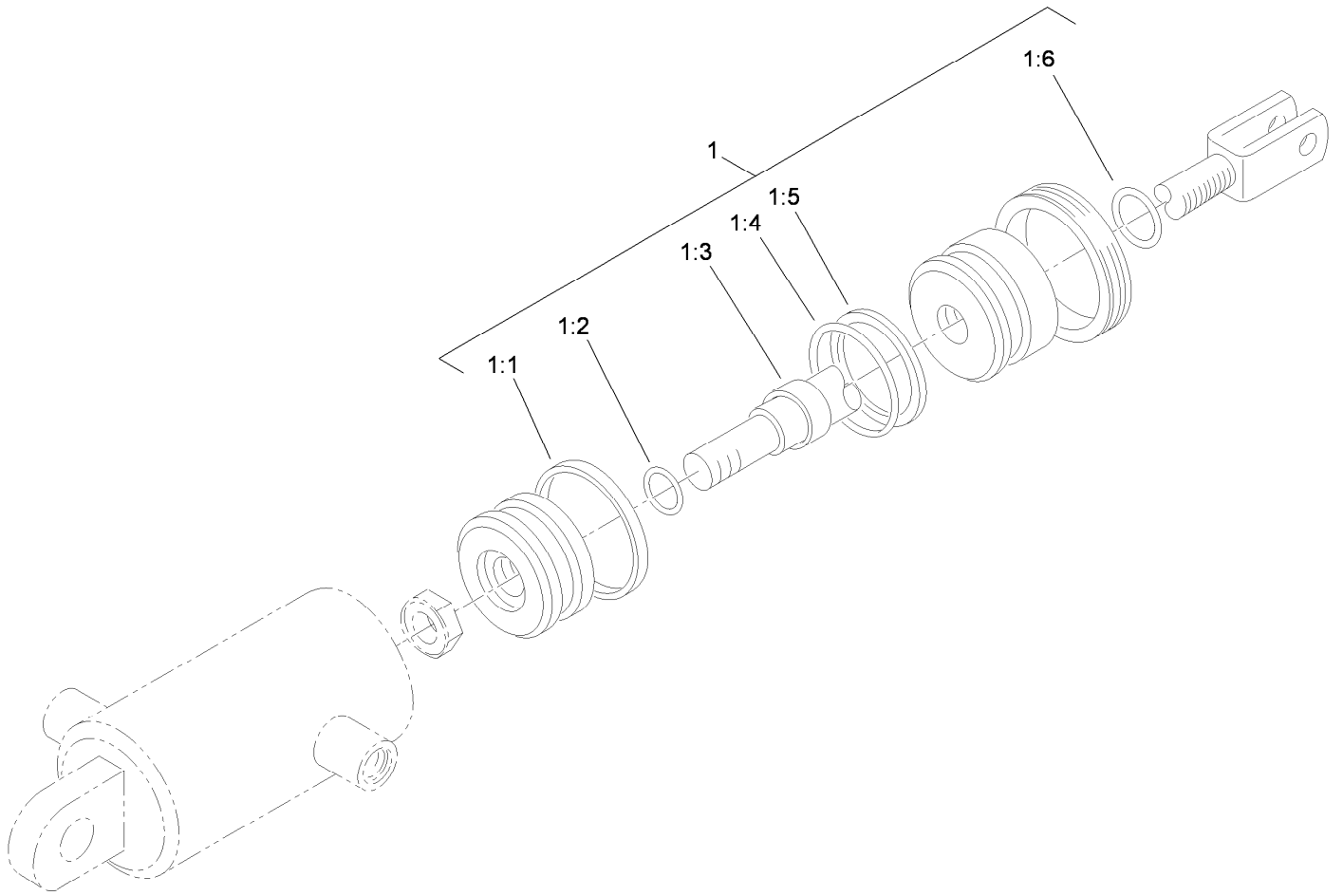
<i>Ref.</i>	<i>Part Number</i>	<i>Qty.</i>	<i>Description</i>
1	105-3836	1	Seal Kit
1:1		1	T-Seal ●
1:2		1	O-Ring ●
1:3		1	Seal-Rod ●
1:4		1	O-Ring ●
1:5		1	Backup ●
1:6		1	Seal-Dust ●

● Not serviced separately



Center Lift Arm Assembly

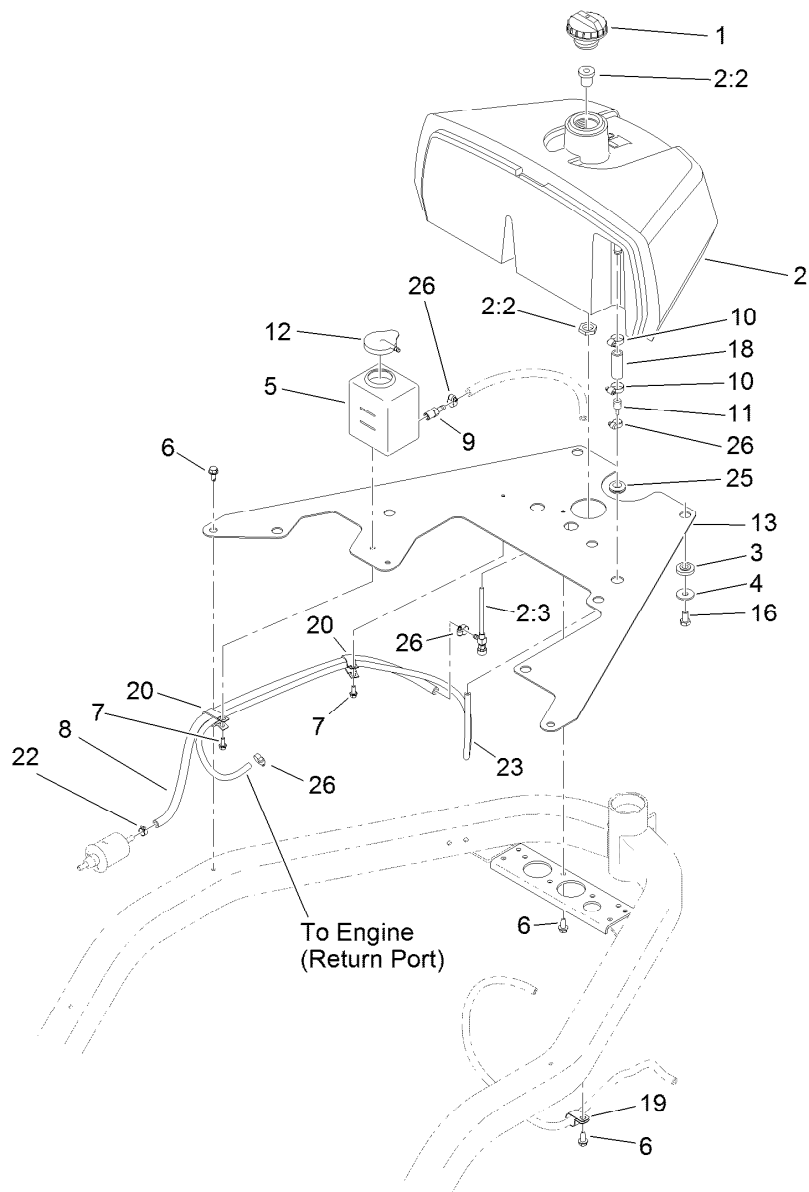
Ref.	Part Number	Qty.	Description	Ref.	Part Number	Qty.	Description
1	340-132	2	Fitting-Elbow, 90 DEG	28	3218-5	2	Nut-Jam
1:1	237-78	1	O-Ring	29	99-5107	3	Nut-Lock
1:2	237-21	1	O-Ring	30	302-60	1	Fitting-Grease
2	105-3820	1	HYD Cylinder ASM	32	3256-26	2	Washer-Flat
3	283-8	1	Pin-Clevis	33	32144-69	2	Screw-HWHTF
4	99-4126	1	Center Lift Arm ASM	36	99-4248	1	Spacer
4:2	92-8995	2	Bushing	38	125-5222	2	Bushing-Eccentric, Machined
5	105-9781	1	Spring-Torsion	39	3256-74	2	Washer-Flat
6	98-2197	2	Bushing-Flange	40	33114-016	2	Screw-HH
7	99-4116	1	Rear Lift Frame ASM	41	99-4072	1	Spacer
7:1	98-4166	2	Bushing	42	99-4111-01	1	Plate-Transport, 1 And 3
8	105-9779	1	Guide-Spring	43	99-4225	1	Pad-Wear
16	112-1491	1	Pin-Cotter	44	325-7	4	Screw-HH
18	32120-72	2	Ring-Snap	45	99-4201	2	Tube-Spacer
19	63-2290	3	Washer-Thrust	46	99-4246	1	Link Bracket ASM
20	112-9185	1	Hose ASM	46:2	99-4243	1	Bushing-Flange
21	94-3452	1	Pin	48	302-5	1	Fitting-Grease
22	94-8199	1	Tube-Pivot	49	3250-17	3	Screw-PPH
23	3296-53	1	Nut-Lock, NI	50	325-14	1	Screw-HH
24	327-25	1	Screw-HH	51	3296-54	3	Nut-Lock
26	106-7981	1	Hose-HYD				



Hydraulic Cylinder Assembly No. 105-3820

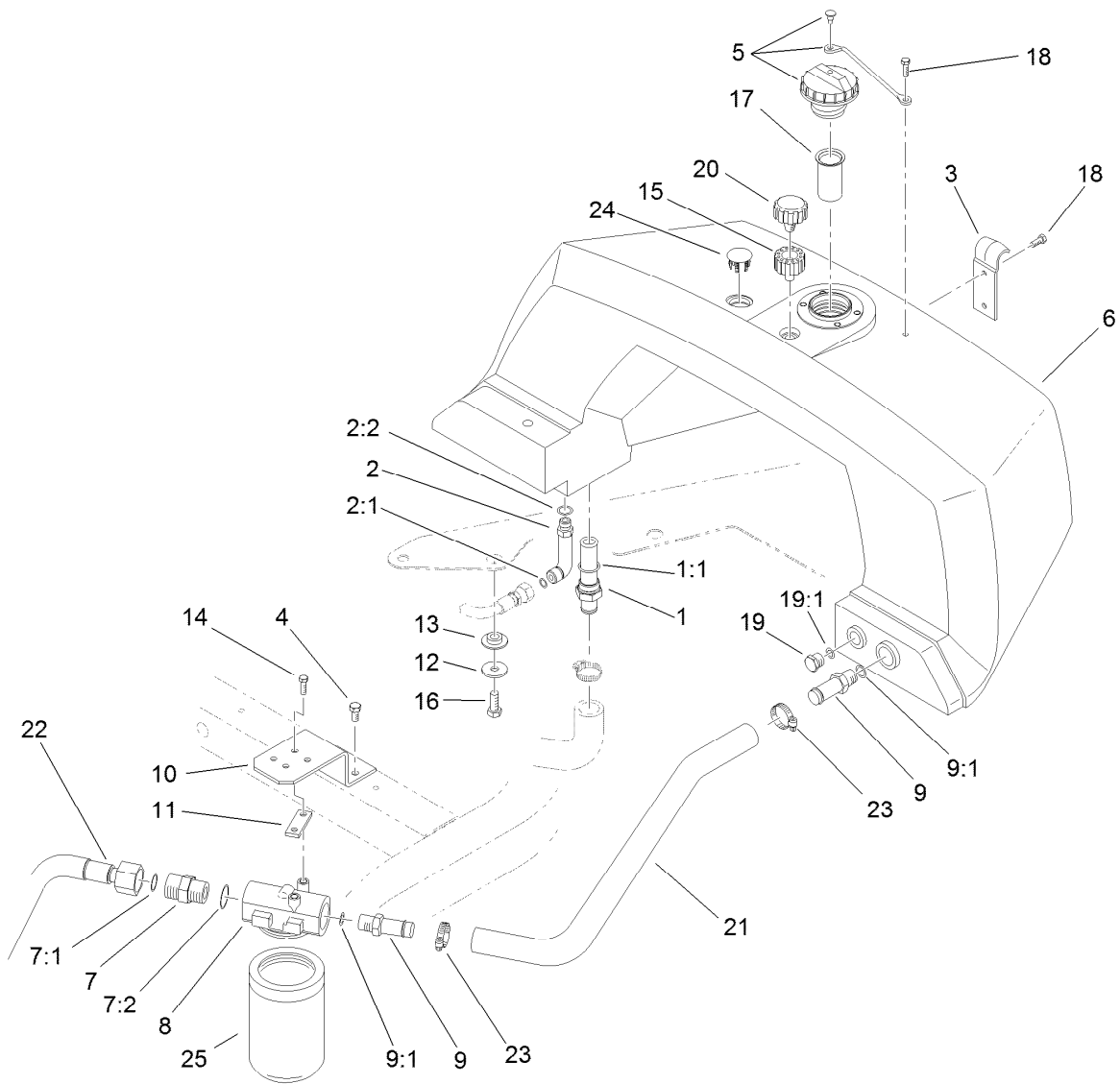
<i>Ref.</i>	<i>Part Number</i>	<i>Qty.</i>	<i>Description</i>
1	105-3836	1	Seal Kit
1:1		1	T-Seal ●
1:2		1	O-Ring ●
1:3		1	Seal-Rod ●
1:4		1	O-Ring ●
1:5		1	Backup ●
1:6		1	Seal-Dust ●

● Not serviced separately



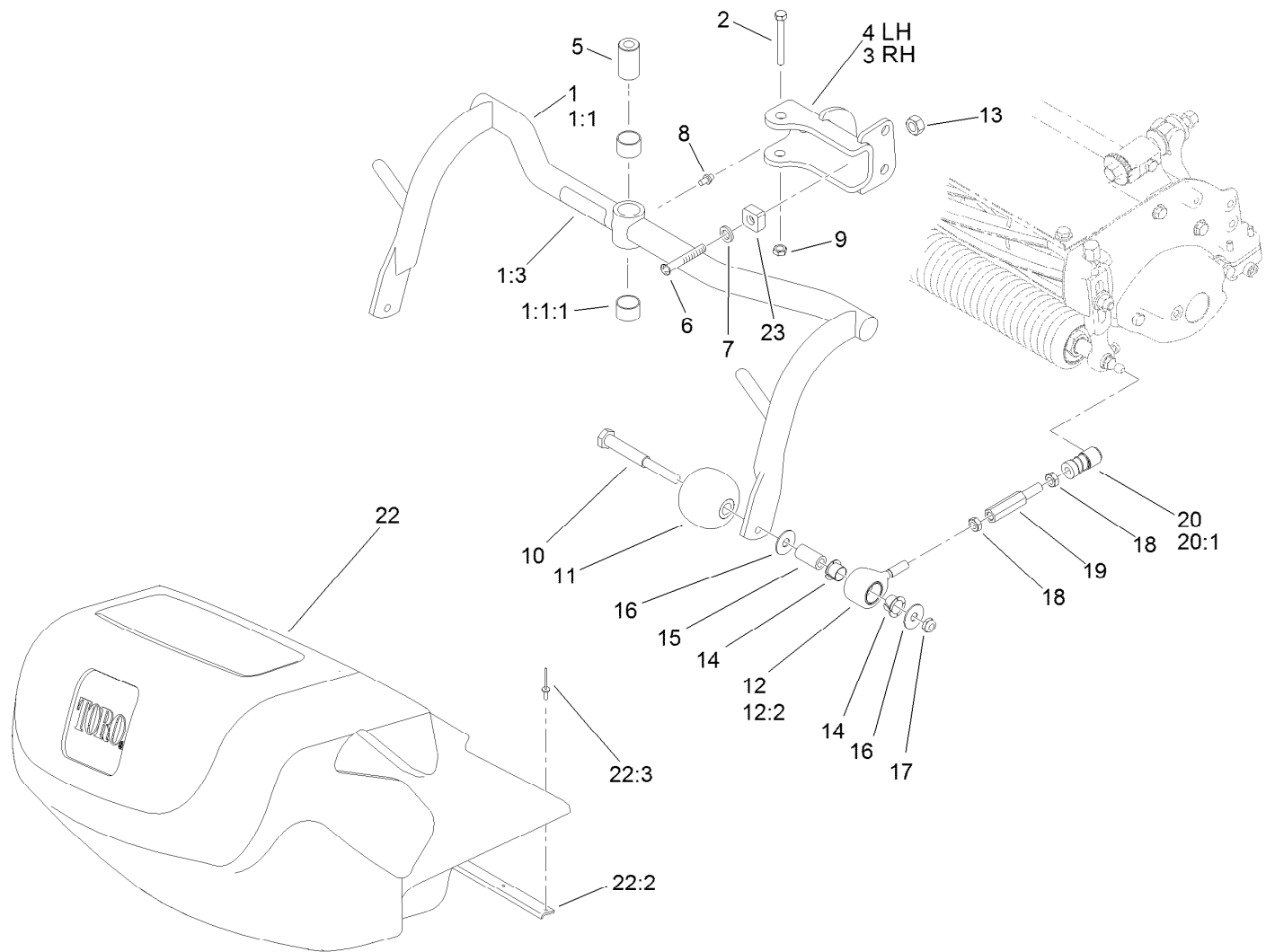
Fuel System Assembly

Ref.	Part Number	Qty.	Description	Ref.	Part Number	Qty.	Description
1	115-5305	1	Cap-Fuel	11	112-0212	1	Fitting-Fuel
2	114-4680	1	Tank ASM	12	1-643164	1	Cap-Tank, Overflow
2:2	114-4677	1	Bulkhead ASM	13	119-3531-01	1	Plate
2:3	114-4679	1	Fitting-Shut Off, Fuel	16	33115-020	3	Screw-HH
3	240-11	3	Bushing-Flange	18	106-1128	1	Hose-Fuel
4	93-4637	3	Washer-Flat	19	2412-41	1	Clamp-R
5	120-5260	1	Tank-Overflow	20	92-5753	2	Clamp-Hose
6	32104-32	4	Screw-HWH	22	92-2379	1	Clamp-Hose
7	3234-33	3	Screw-HHF	23	117-6395	1	Hose-Vent, Tank
8	110-6186	1	Hose-Fuel	25	237-124	1	Grommet
9	353-783	1	Fitting-STR	26	2412-108	4	Clamp-Worm
10	2412-36	2	Clamp-Hose				



Hydraulic Tank and Filter Assembly

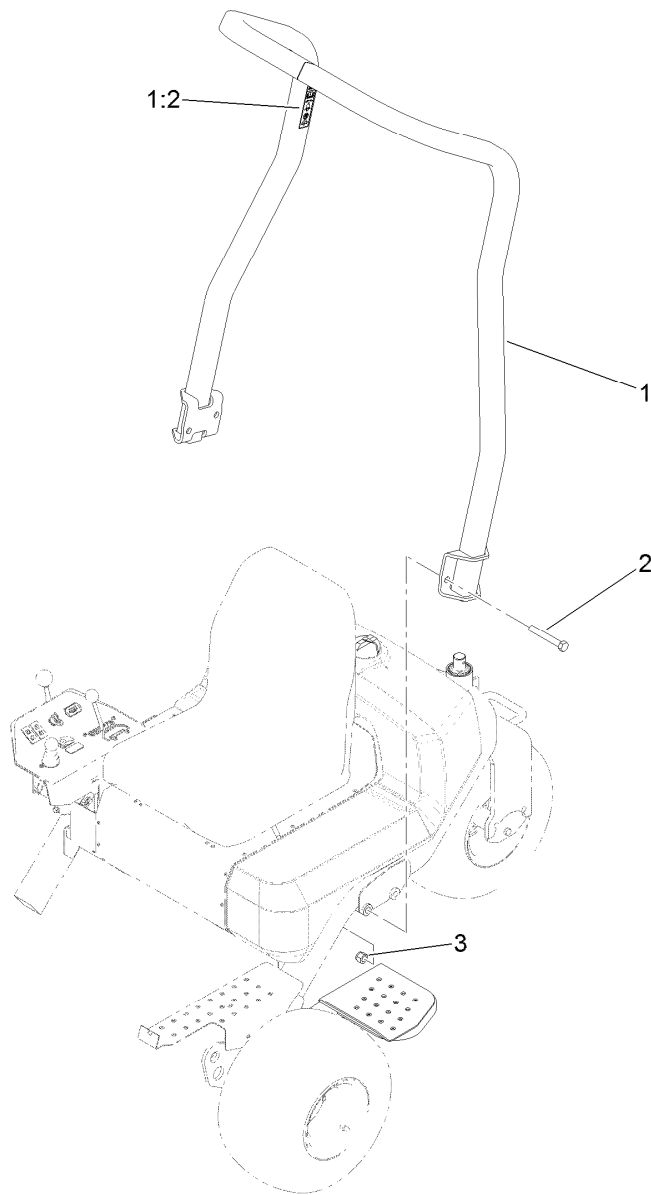
Ref.	Part Number	Qty.	Description	Ref.	Part Number	Qty.	Description
1	112-0211	1	Strainer Fitting ASM	11	105-4309	1	Plate-Filter
1:1	237-146	1	O-Ring	12	93-4637	4	Washer-Flat
2	69-4320	1	Fitting-HYD, 90 DEG	13	240-11	4	Bushing-Flange
2:1	237-22	1	O-Ring	14	321-5	2	Screw-HH
2:2	237-42	1	O-Ring	15	92-8020	1	Adapter-Breather
3	93-2438	1	Clamp-Tank, Fuel	16	33115-020	4	Screw-HH
4	32104-32	2	Screw-HWH	17	93-2275	1	Screen-Filler
5	93-7160	1	Cap-Oil, HYD	18	33103-016	3	Screw-HHF
6	117-9531	1	Tank-Hydraulic	19	353-988	1	Plug-Hex
7	340-9	1	Fitting-STR	19:1	237-79	1	O-Ring
7:1	237-58	1	O-Ring	20	68-6150	1	Breather
7:2	237-81	1	O-Ring	21	94-9607	1	Hose-Return
8	92-5821	1	Head-Filter	22	94-4518	1	Tube ASM
9	354-73	2	Fitting	23	2412-129	2	Clamp-Hose
9:1	237-81	1	O-Ring	24	93-2437	1	Plug-Serrated
10	105-9793-03	1	Mount-Filter, Oil	25	107-9531	1	Filter-Oil, HYD



Pull Frame Assembly

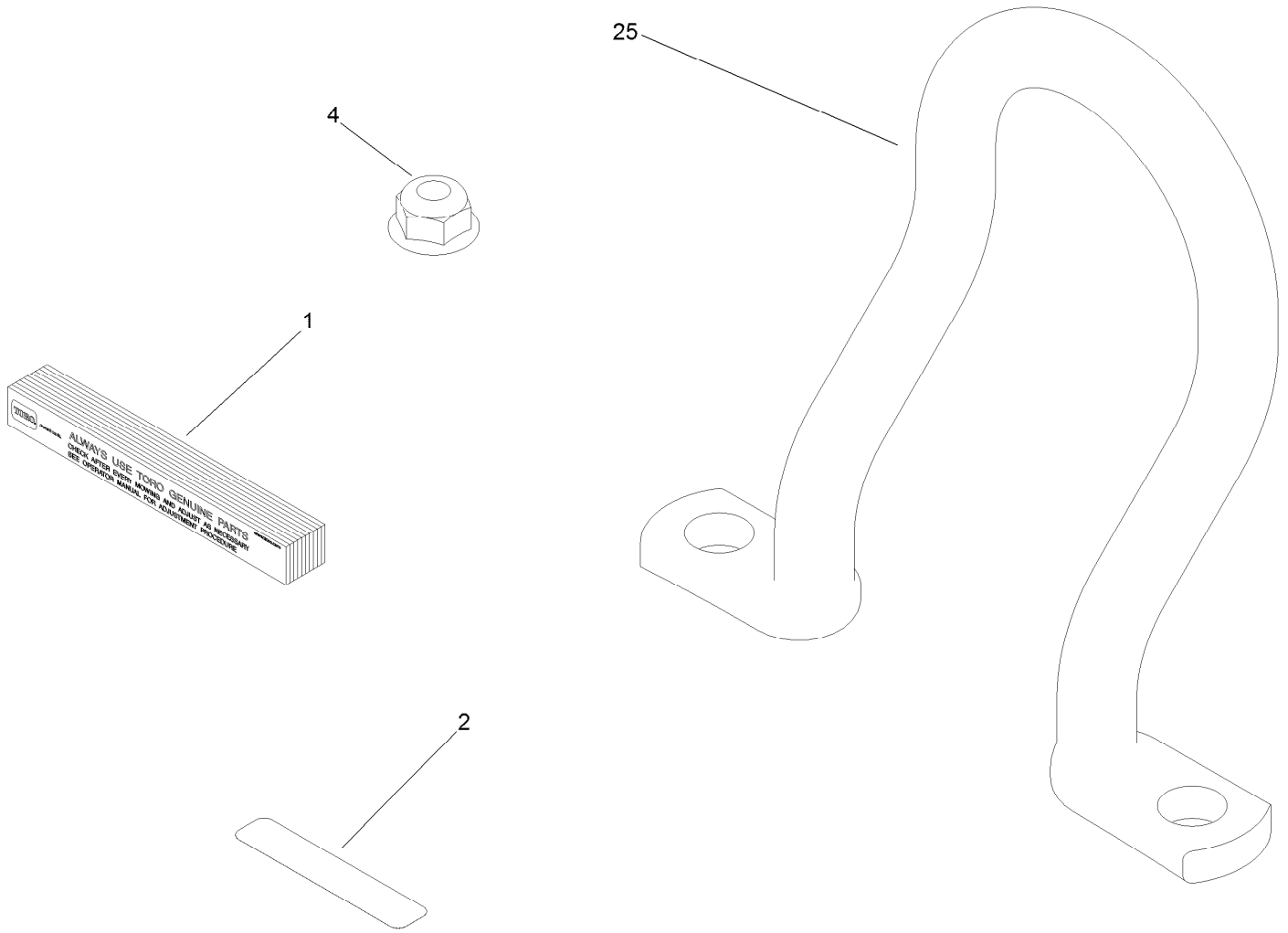
Ref.	Part Number	Qty.	Description	Ref.	Part Number	Qty.	Description
1	136-8577	3	Pull Frame ASM	12	108-6542	6	Pull Link ASM
1:1		1	Pull Frame And Bushing ASM ●	12:2	95-0532	2	Rubber Bushing ASM
1:1:1	98-4166	2	Bushing	13	3296-12	3	Nut-Lock, NI
1:3	104-7729	1	Decal-Danger, CE	14	104-7738	12	Bushing-Flange
2	325-13	3	Screw-HH	15	108-6544	6	Spacer
3	99-4183-01	2	RH Clevis ASM	16	119-4150	12	Washer-Flat
4	99-4182-01	1	LH Clevis ASM	17	3296-59	6	Nut-Lock, NI
5	99-4109	3	Spacer	18	3220-3	12	Nut-HJ
6	78-8710	3	Screw	19	88-6870	6	Extension-Arm, Pull
7	3256-77	3	Washer-Flat	20	99-1460	6	Ball Joint Receiver ASM
8	302-5	3	Fitting-Grease	20:1	99-1461	1	Sleeve-Joint, Ball
9	99-5107	3	Nut-Lock	22	106-4689	3	Grass Basket ASM
10	108-6543	6	Shaft-Roller	22:2	104-2607	1	Strip-Basket
11	99-4210	6	Roller-Anti Scalp	22:3	3290-382	8	Rivet-Pop
				23	94-1392	3	Pad-Rubber

● Not serviced separately



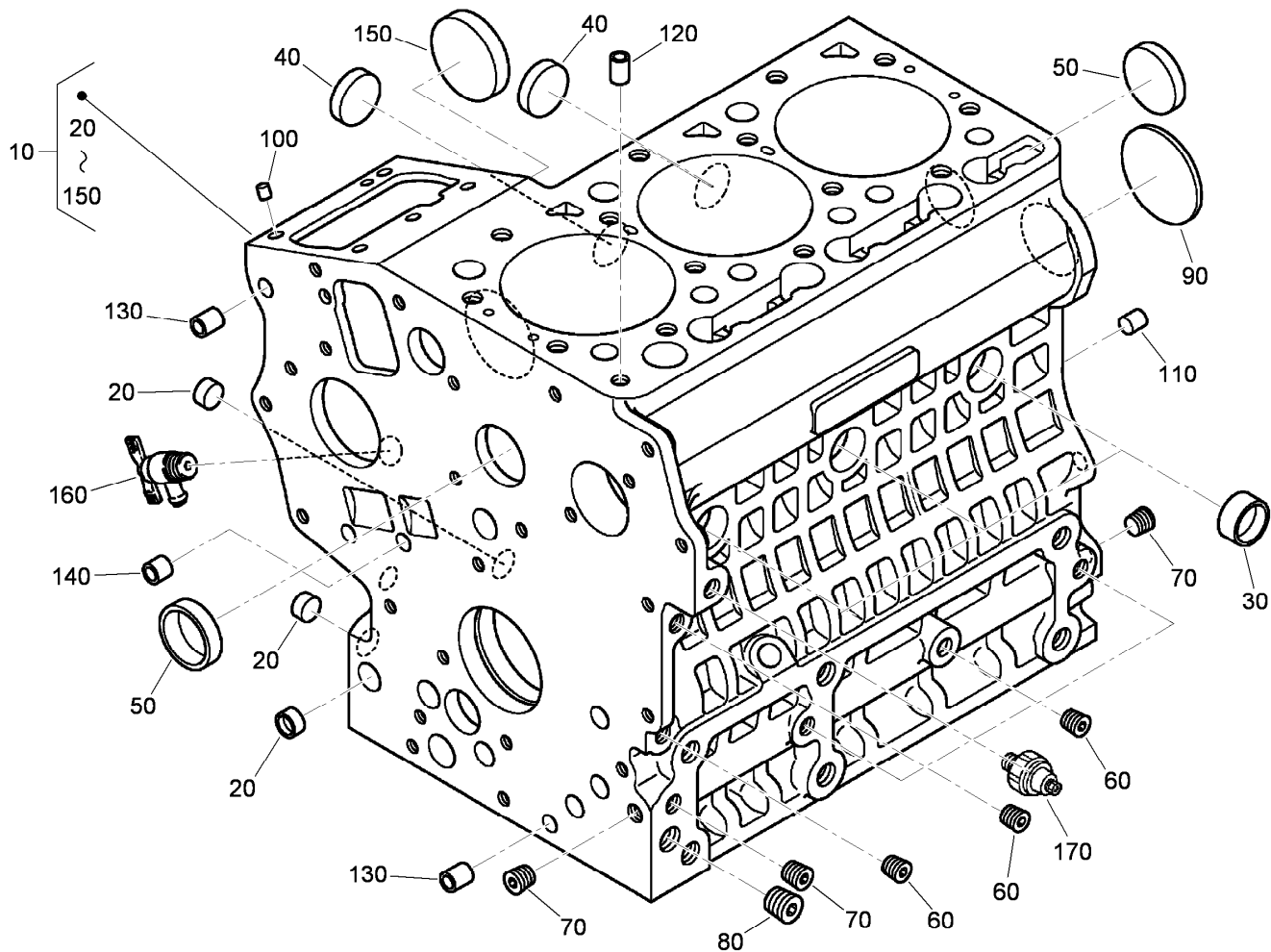
Roll-Over Protection System Assembly

<i>Ref.</i>	<i>Part Number</i>	<i>Qty.</i>	<i>Description</i>
1	125-5158	1	ROPS ASM
1:2	115-8226	1	Decal-ROPS
2	327-23	4	Screw-HH
3	3296-53	4	Nut-Lock, NI



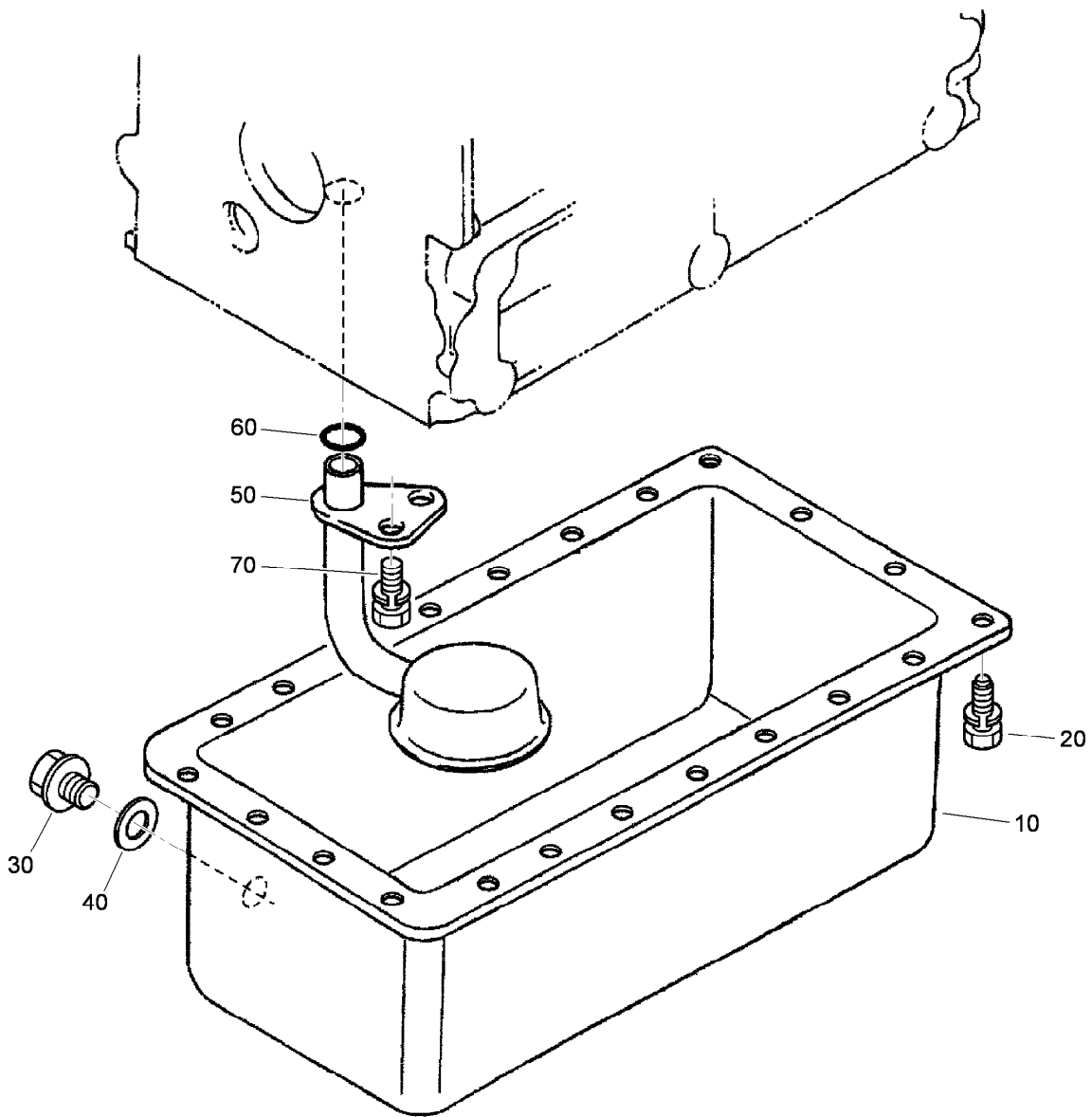
Miscellaneous Part Assembly

<i>Ref.</i>	<i>Part Number</i>	<i>Qty.</i>	<i>Description</i>
1	125-5610	1	Paper-Reel, Toro (10 Pack)
2	125-5611	1	Shim-Reel, Toro (0.002 Inch)
4	104-8300	4	Nut-HF, NI
25	110-2397	3	Hook-Lift, Offset (1.25 Inch, GR3250)



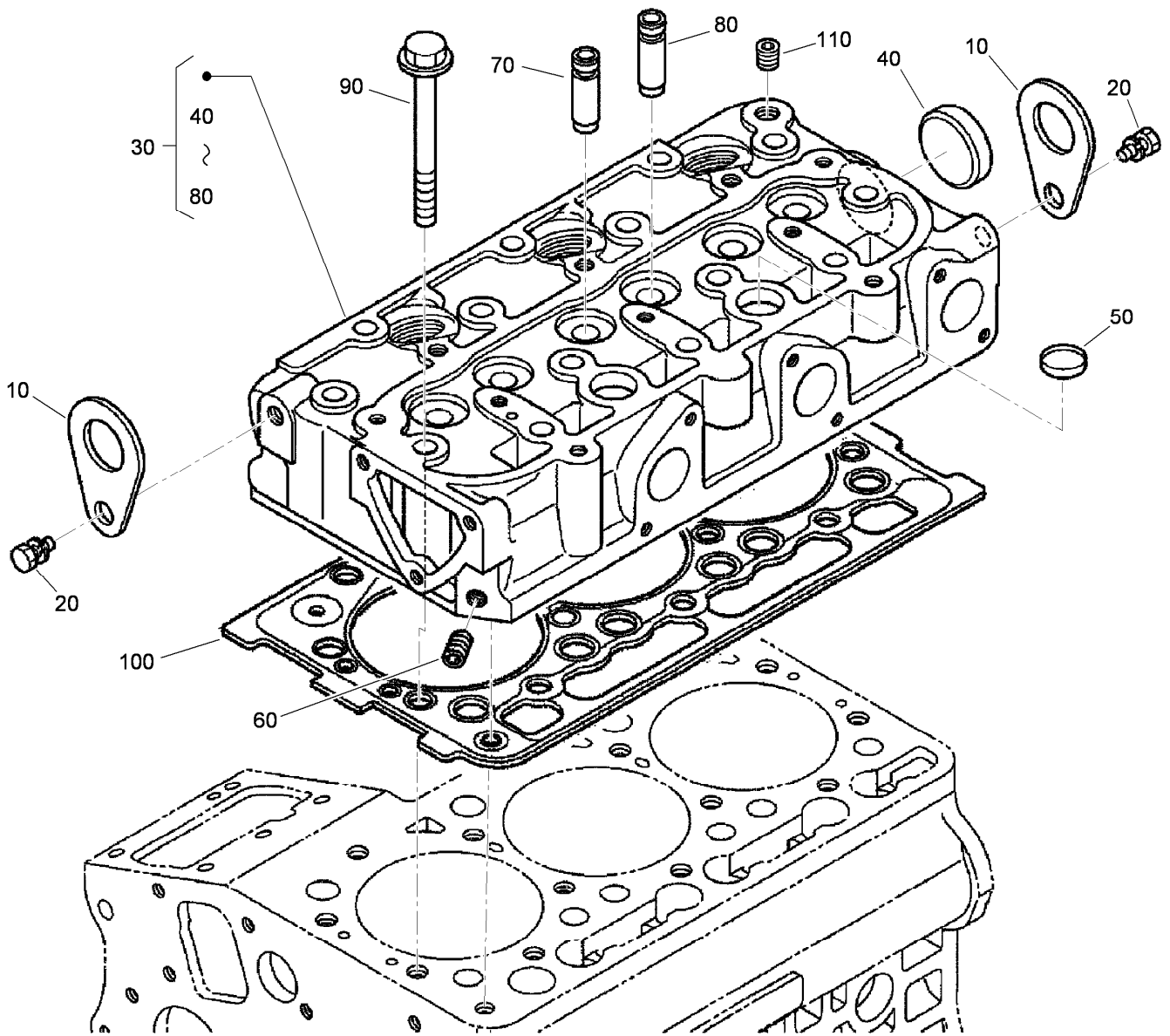
Crankcase Assembly

<i>Ref.</i>	<i>Part Number</i>	<i>Qty.</i>	<i>Description</i>	<i>Ref.</i>	<i>Part Number</i>	<i>Qty.</i>	<i>Description</i>
10	121-2400	1	Crankcase ASM	100	98-9375	2	Pin-Straight
20	100-2019	3	Cap-Sealing	110	98-9377	2	Pin-Straight
30	100-2020	3	Cap-Sealing	120	98-7506	1	Pin-Pipe
40	110-3702	2	Cap-Sealing	130	98-9387	2	Pin-Pipe
50	98-9398	2	Cap-Sealing	140	98-9387	2	Pin-Pipe
60	98-9687	5	Plug	150	100-1991	1	Cover-Fuel, Camshaft
70	98-7487	3	Plug	160	120-3121	1	Draincock ASM
80	98-7488	1	Plug	170	98-7764	1	Switch-Oil
90	100-1851	1	Plug-Expansion				



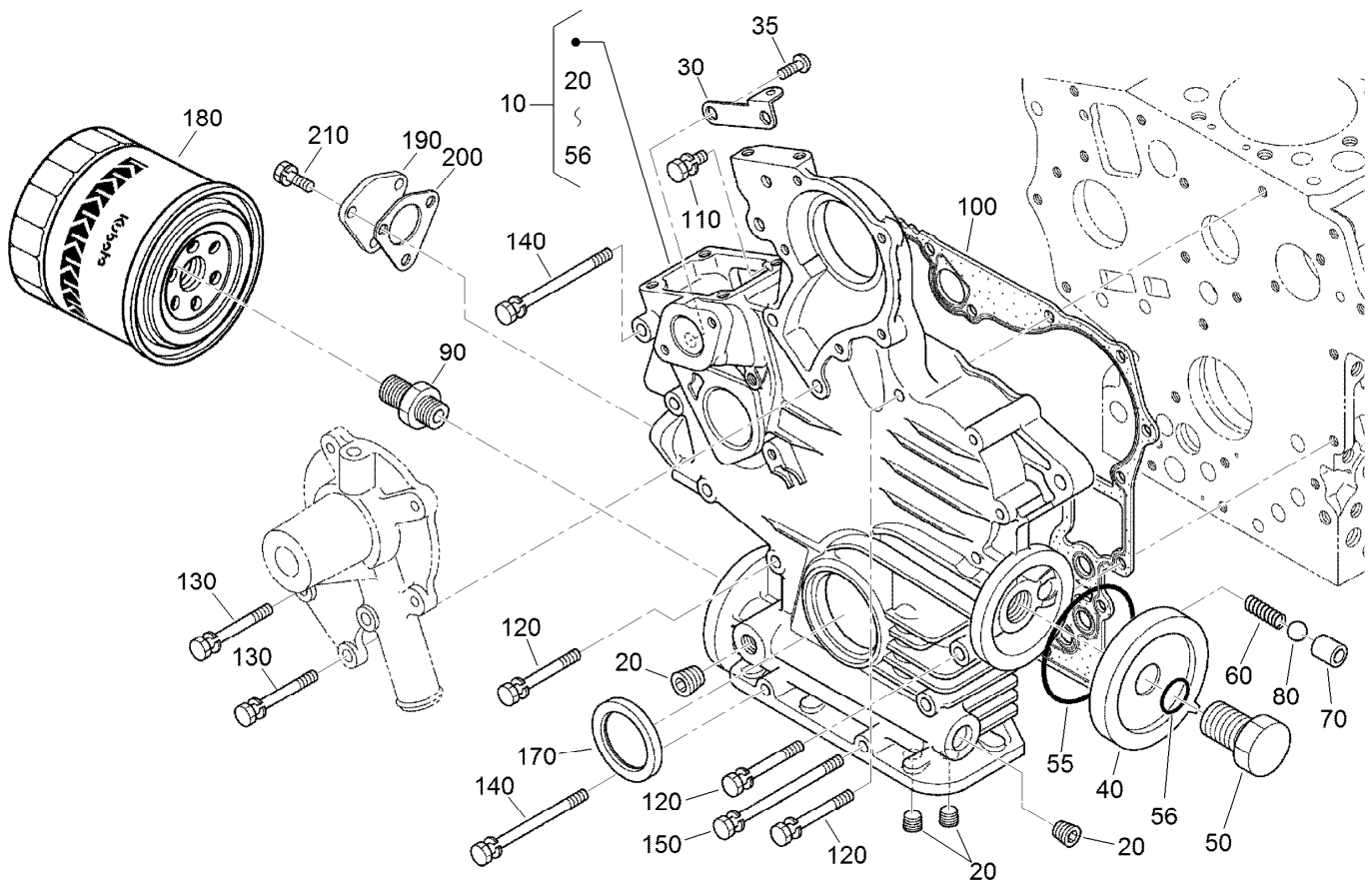
Oil Pan Assembly

<i>Ref.</i>	<i>Part Number</i>	<i>Qty.</i>	<i>Description</i>
10	120-3122	1	Oil Pan ASM
20	98-9351	22	Bolt
30	114-8151	1	Plug-Drain
40	98-7524	1	Gasket
50	100-2001	1	Strainer-Pickup, Oil
60	105-3776	1	O-Ring
70	100-9195	1	Bolt



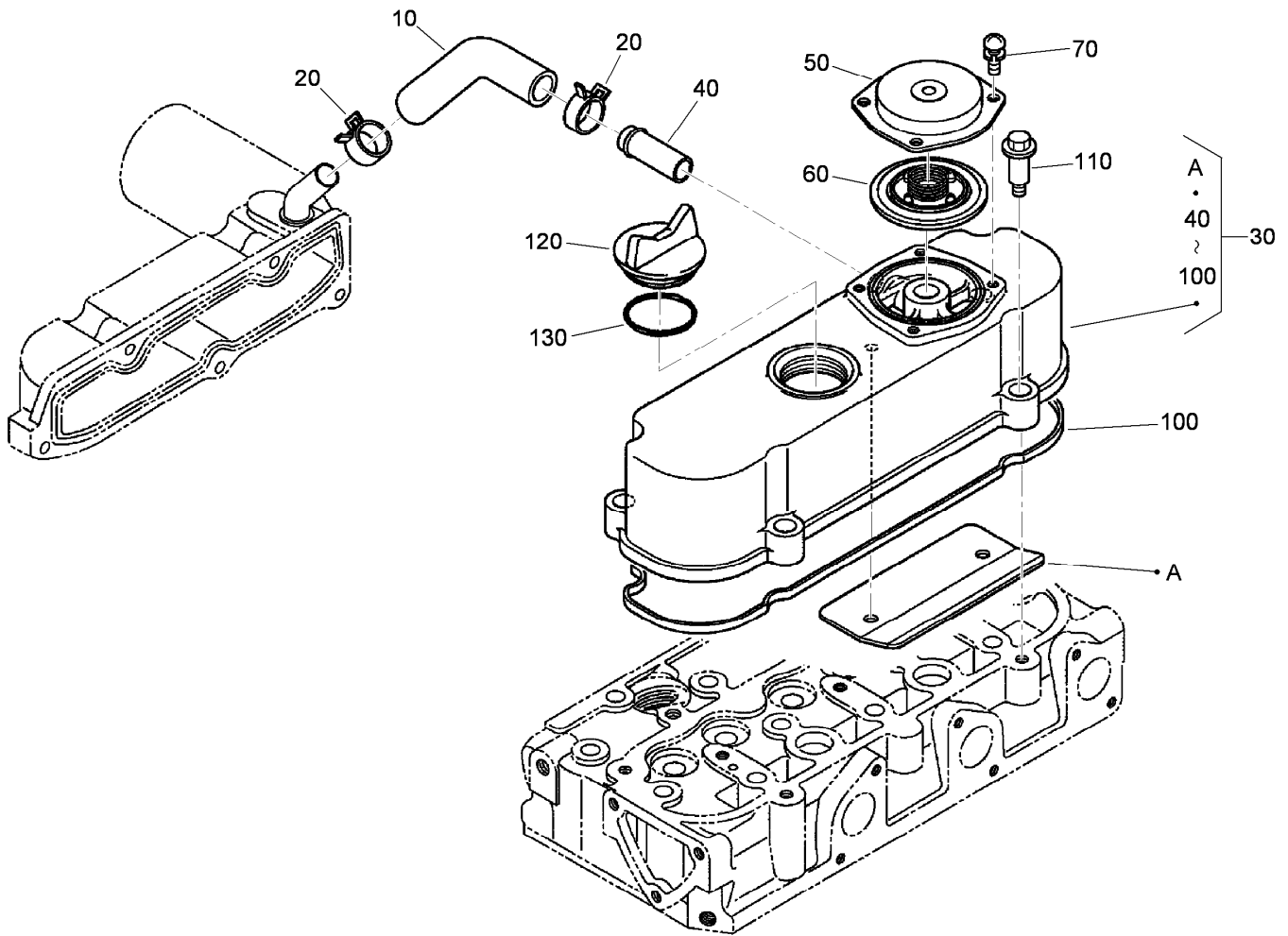
Cylinder Head Assembly

<i>Ref.</i>	<i>Part Number</i>	<i>Qty.</i>	<i>Description</i>
10	98-7531	2	Hook-Engine
20	98-7526	2	Bolt
30	120-3123	1	Cylinder Head ASM
40	105-3705	1	Cap-Sealing
50	98-9389	2	Cap-Sealing
60	98-7540	1	Plug
70	100-1882	3	Guide-Valve, Inlet
80	100-1883	3	Guide-Valve, Exhaust
90	100-1820	14	Bolt-Head, Cylinder
100	112-2520	1	Gasket-Head, Cylinder
110	98-9444	1	Plug



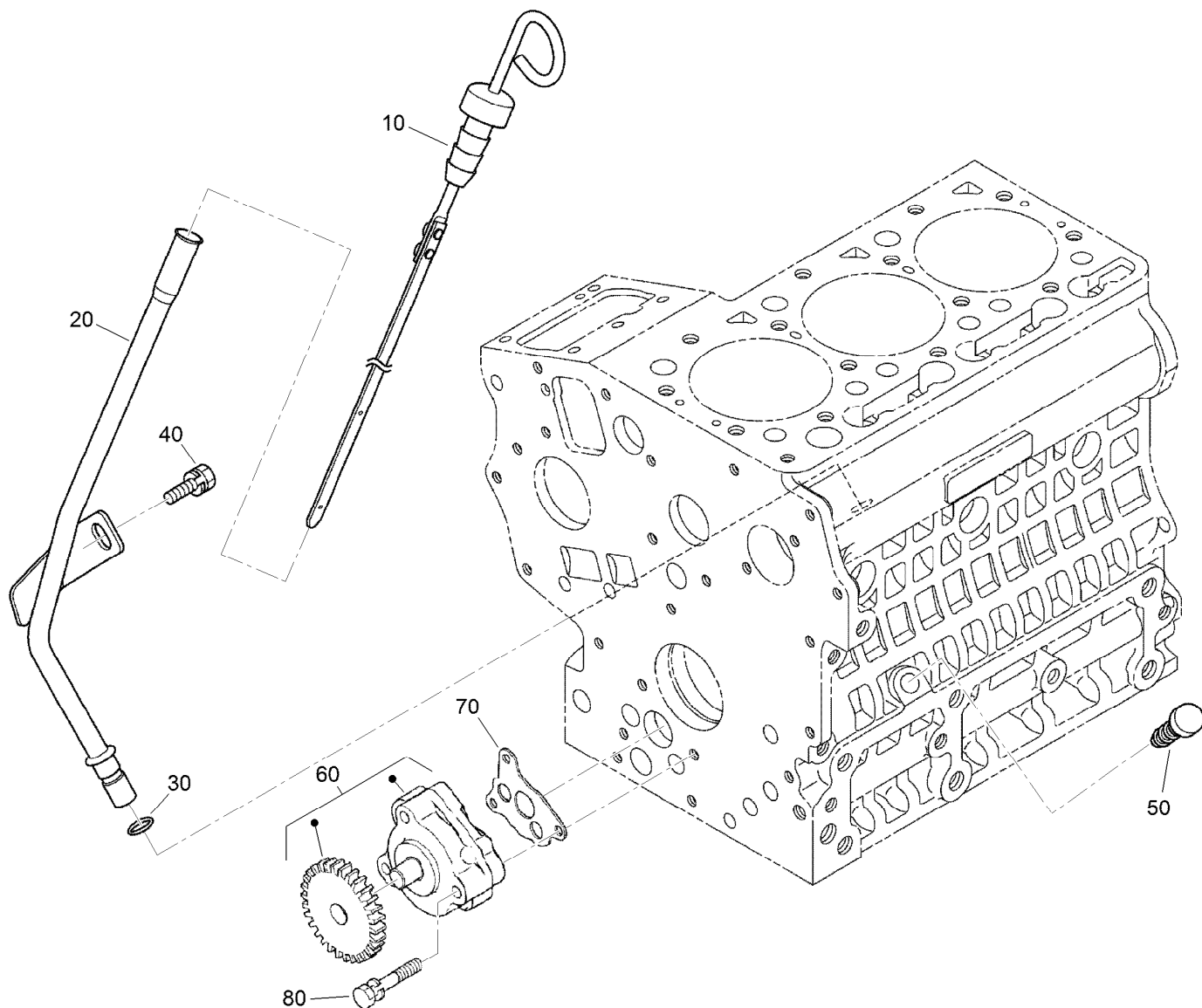
Gear Case Assembly

<i>Ref.</i>	<i>Part Number</i>	<i>Qty.</i>	<i>Description</i>	<i>Ref.</i>	<i>Part Number</i>	<i>Qty.</i>	<i>Description</i>
10	121-2401	1	Gearcase ASM	100	117-0327	1	Gasket-Case, Gear
20	98-7488	4	Plug	110	98-7605	1	Bolt
30	110-3708	1	Stay-Spring, Start	120	105-3797	8	Bolt
35	100-2040	2	Screw	130	100-1922	2	Bolt
40	121-2402	1	Cover	140	98-9357	3	Bolt
50	121-2403	1	Bolt	150	110-3710	1	Bolt
55	98-9729	1	O-Ring	170	120-7852	1	Seal-Oil
56	105-3777	1	O-Ring	180	115-8189	1	Filter-Oil, Engine
60	100-2004	1	Spring	190	121-2405	1	Cover
70	100-1894	1	Seat-Valve	200	121-2406	1	Packing-Flange
80	100-1792	1	Ball	210	98-7605	3	Bolt
90	98-9388	1	Joint-Pipe				



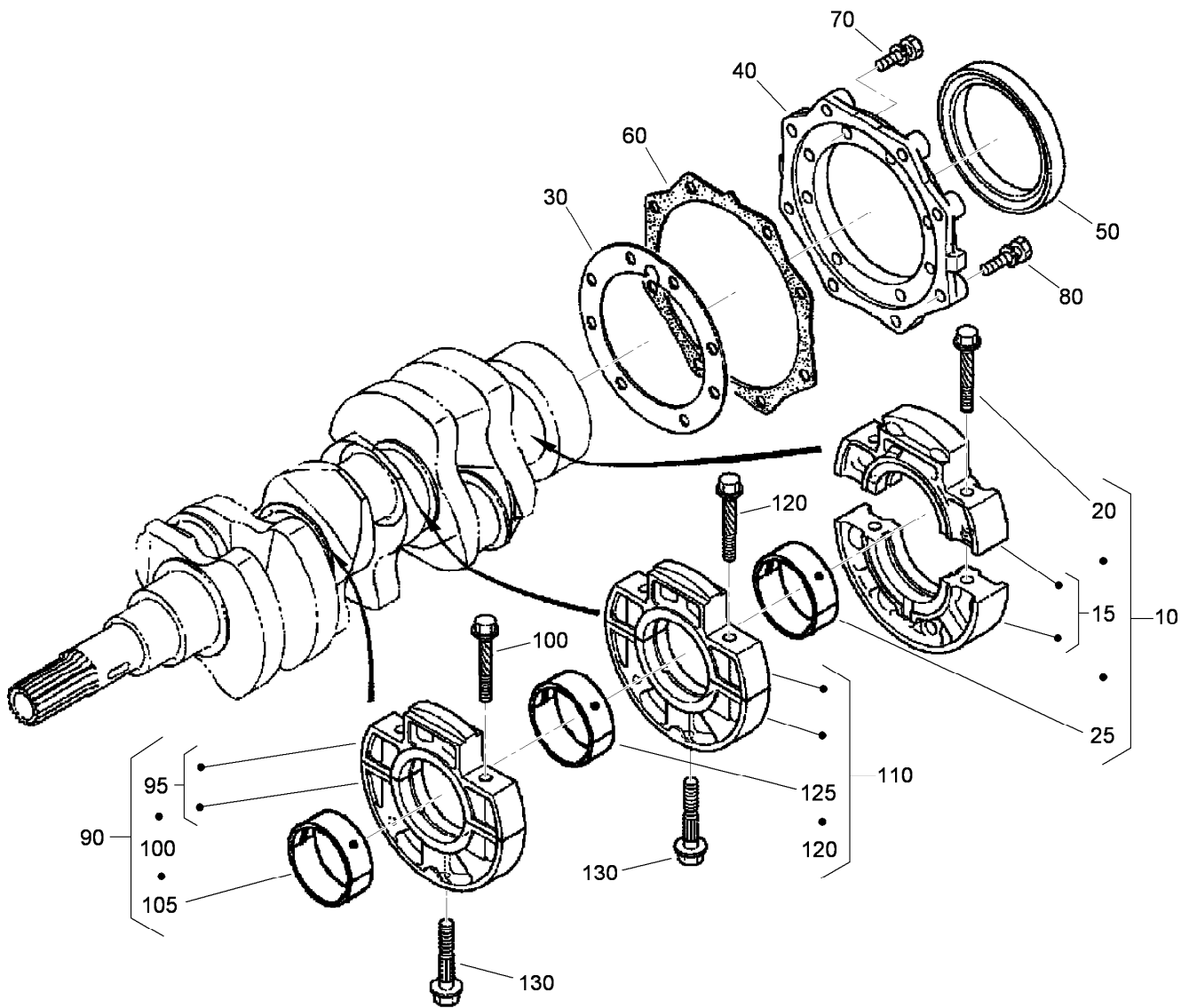
Cylinder Head Cover Assembly

Ref.	Part Number	Qty.	Description
10	120-3139	1	Tube-Breather
20	110-3712	2	Clamp-Hose
30	112-8332	1	Cylinder Head Cover ASM
40	98-9580	1	Pipe-Return, Water
50	110-3714	1	Cover-Breather
60	110-3715	1	Valve-Breather
70	98-9364	4	Screw (With Washer)
100	112-2521	1	Gasket-Cover, Head
110	108-7063	4	Bolt
120	107-9075	1	Plug-Filler, Oil
130	99-3446	1	O-Ring



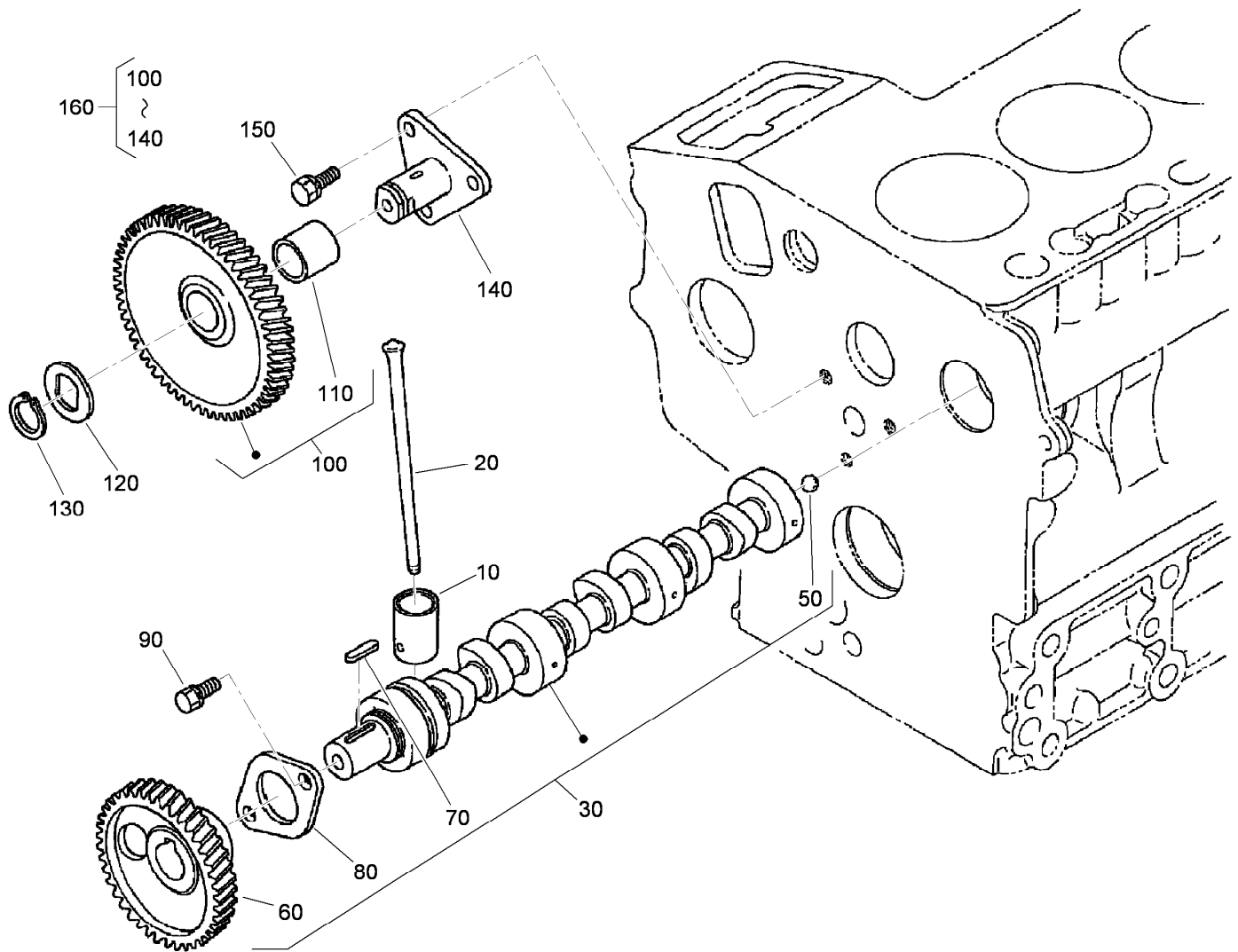
Dipstick, Guide and Oil Pump Assembly

<i>Ref.</i>	<i>Part Number</i>	<i>Qty.</i>	<i>Description</i>
10	120-3124	1	Gauge-Oil
20	120-3125	1	Guide-Gauge, Oil
30	98-9722	1	O-Ring
40	115-8504	1	Bolt-Flange
50	110-3720	1	Plug-Gauge, Oil
60	121-2407	1	Oil Pump ASM
70	121-2408	1	Gasket-Pump, Oil
80	100-1923	3	Bolt



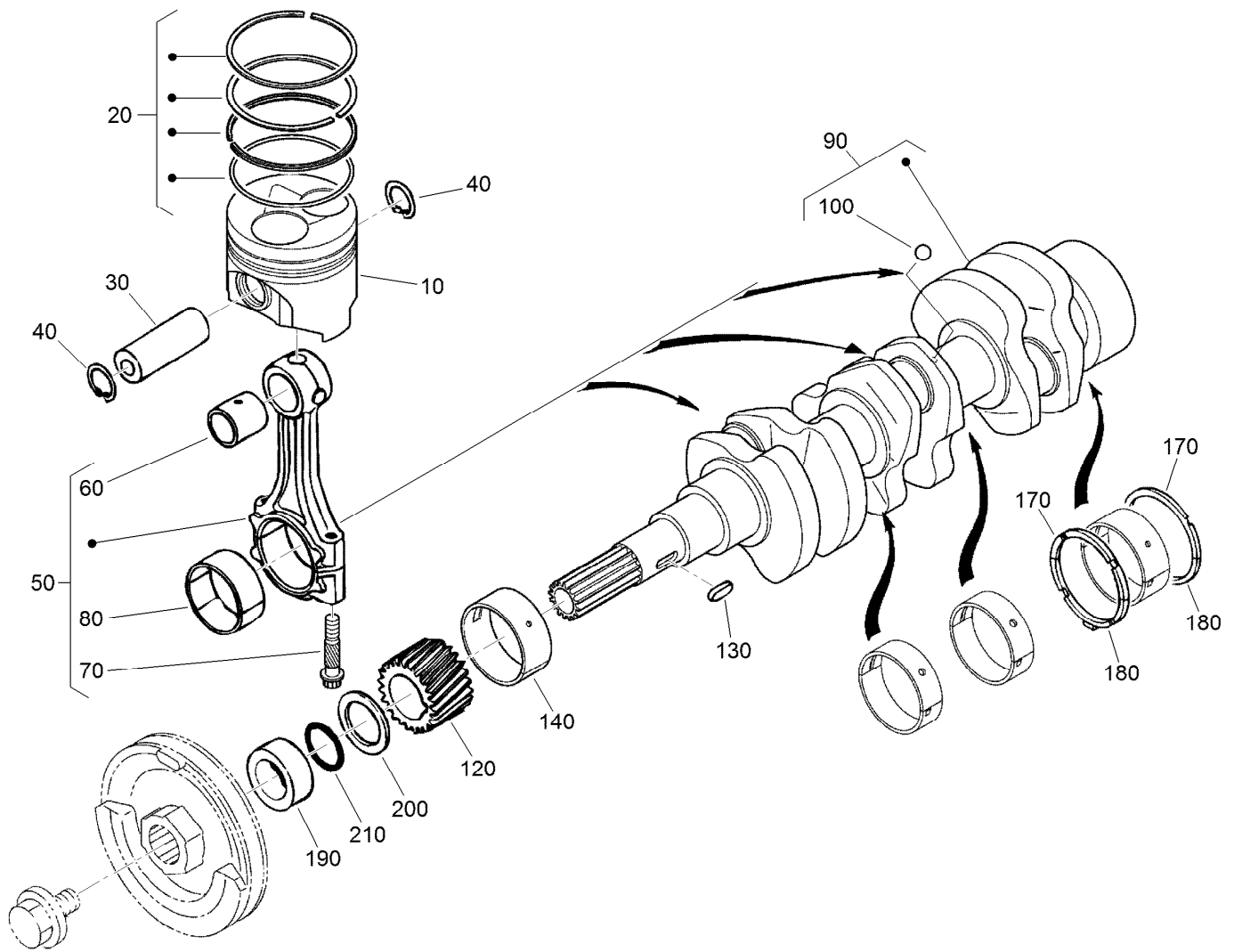
Main Bearing Case Assembly

<i>Ref.</i>	<i>Part Number</i>	<i>Qty.</i>	<i>Description</i>	<i>Ref.</i>	<i>Part Number</i>	<i>Qty.</i>	<i>Description</i>
10	112-2494	1	Wheel Case Bearing ASM	90	112-2495	1	Main Case Bearing ASM
15	110-3722	1	Main Bearing Case ASM	95	110-3725	1	Main Bearing Case ASM
20	110-3723	2	Bolt-Case, Bearing	100	110-3723	2	Bolt-Case, Bearing
25	110-3744	1	Crankshaft Metal ASM (STD)	105	110-3741	1	Crankshaft Metal ASM (STD)
30	100-1873	1	Gasket-Case, Bearing	110	112-2496	1	Main Case Bearing ASM
40	112-8334	1	Cover-Case, Bearing	120	110-3723	2	Bolt-Case, Bearing
50	110-3724	1	Seal-Oil	125	110-3741	1	Crankshaft Metal ASM (STD)
60	100-1876	1	Gasket-Cover, Case	130	100-1874	2	Bolt-Case, Bearing
70	98-7568	8	Bolt				
80	100-1750	8	Bolt				



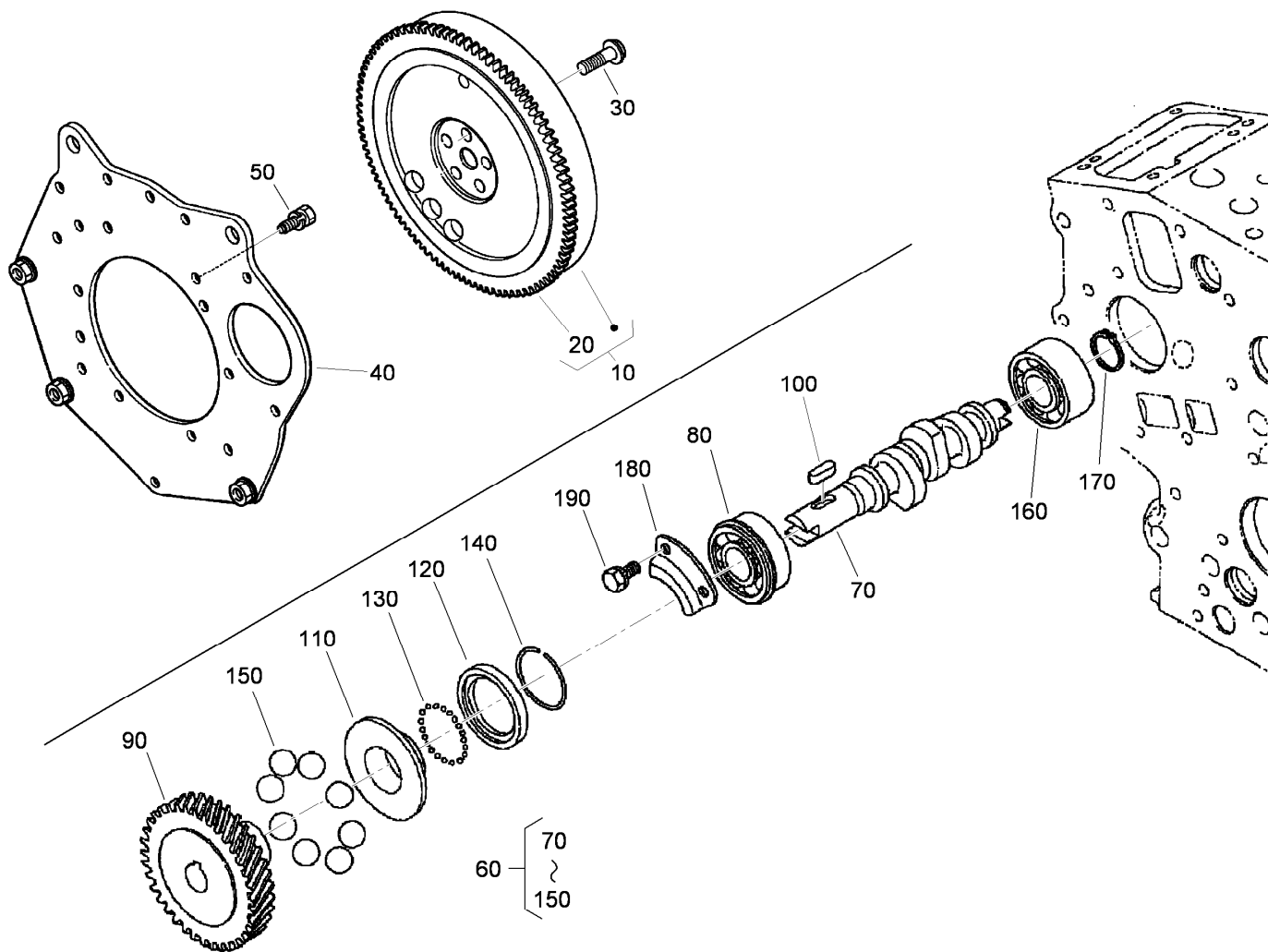
Cam Shaft and Idle Gear Shaft Assembly

Ref.	Part Number	Qty.	Description
10	110-3727	6	Tappet
20	100-1989	6	Rod-Push
30	120-3126	1	Camshaft ASM
50	110-3729	1	Ball
60	100-1889	1	Gear-Camshaft
70	98-9378	1	Key-Feather
80	100-1887	1	Stopper-Camshaft
90	98-9350	2	Bolt
100	100-1966	1	Gear-Idle
110	100-1968	1	Bushing
120	100-1970	1	Collar-Gear, Idle
130	100-1969	1	Ring-Snap
140	100-1967	1	Shaft-Gear, Idle
150	98-9351	3	Bolt
160	100-2240	1	Idle Gear ASM



Piston and Crankshaft Assembly

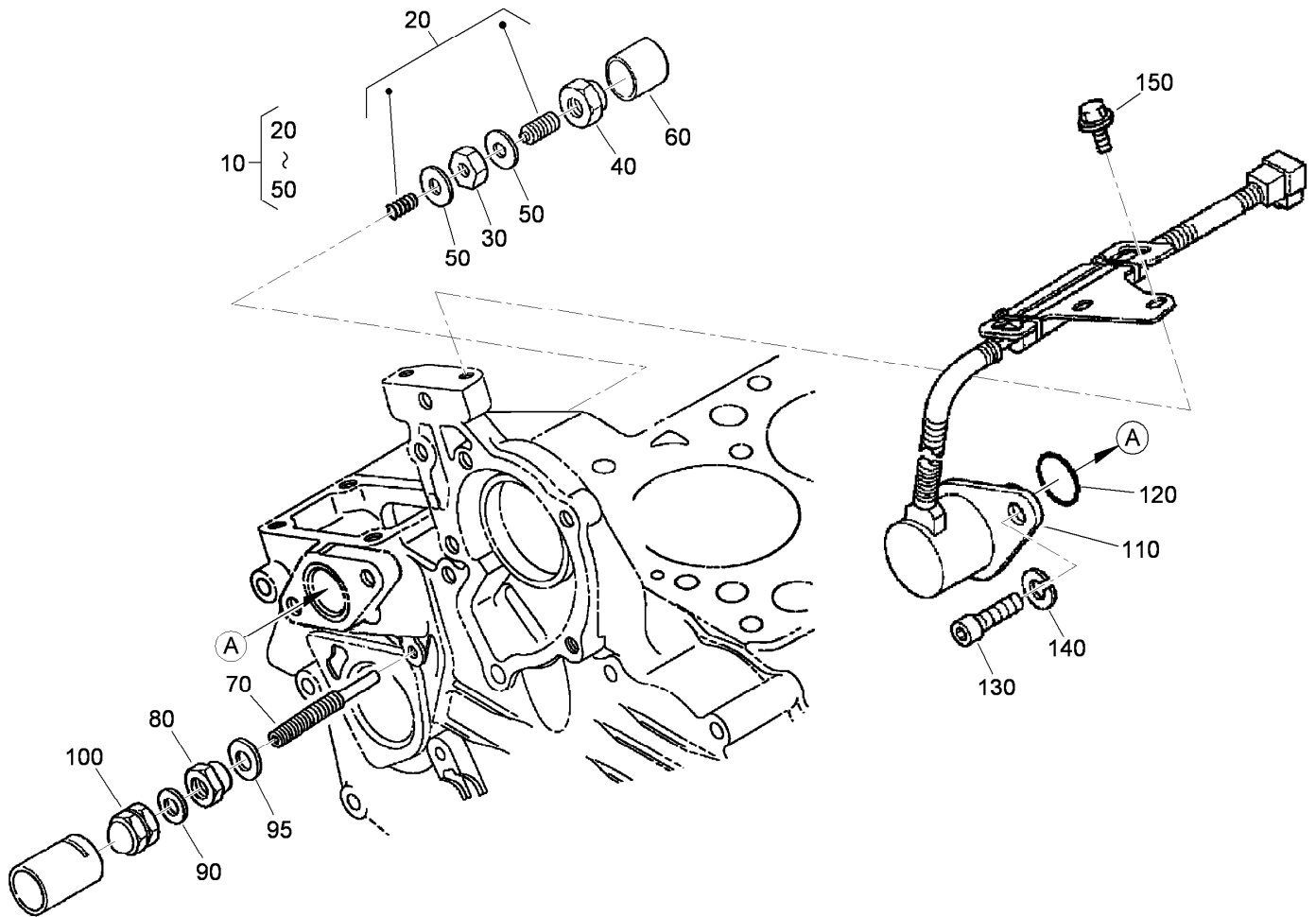
<i>Ref.</i>	<i>Part Number</i>	<i>Qty.</i>	<i>Description</i>	<i>Ref.</i>	<i>Part Number</i>	<i>Qty.</i>	<i>Description</i>
10	117-8849	3	Piston STD	130	100-1752	1	Key-Feather
10	112-8399	3	Piston (+.25MM)	140	110-3738	1	Metal-Crankshaft (STD)
20	110-3732	3	Piston Ring ASM (STD)	140	110-3739	1	Metal-Crankshaft (-.0.20MM)
20	110-3733	3	Piston Ring ASM (+.25MM)	140	110-3740	1	Metal-Crankshaft (-0.40MM)
30	110-3734	3	Pin-Piston	170	100-1836	2	Metal-Side (STD)
40	100-1835	6	Circlip-Internal	170	100-1838	2	Metal-Side (+0.20MM)
50	110-3735	3	Connecting Rod ASM	170	100-1839	2	Metal-Side (+0.40MM)
60	110-3736	3	Bushing-Pin, Piston	180	117-0309	2	Metal-Side (STD)
70	100-1999	6	Bolt-Rod, Connecting	180	117-0311	2	Metal-Side (+0.40Mm)
80	100-2000	3	Metal-Crankpin (STD)	180	117-0310	2	Metal-Side (+0.20Mm)
80	100-1942	3	Metal-Crankpin (-0.20Mm)	190	100-1890	1	Collar-Crankshaft
80	100-1943	3	Metal-Crankpin (-0.40Mm)	200	100-1974	1	Slinger-Oil
90	117-0308	1	Crankshaft	210	100-2209	1	O-Ring
100	100-1791	3	Ball				
120	100-1891	1	Gear-Crankshaft				



Flywheel and Fuel Camshaft Assembly

Ref.	Part Number	Qty.	Description
10	120-3128	1	Flywheel ASM
20	120-3129	1	Ring-Gear
30	100-1930	5	Bolt-Flywheel
40	120-3130	1	Plate-End, Rear
50	110-3754	10	Bolt
60	112-8335	1	Fuel Camshaft ASM
70	112-2818	1	Camshaft-Fuel
80	100-1795	1	Bearing-Ball
90	100-2006	1	Gear-Pump, Injection
100	100-1752	1	Key-Feather

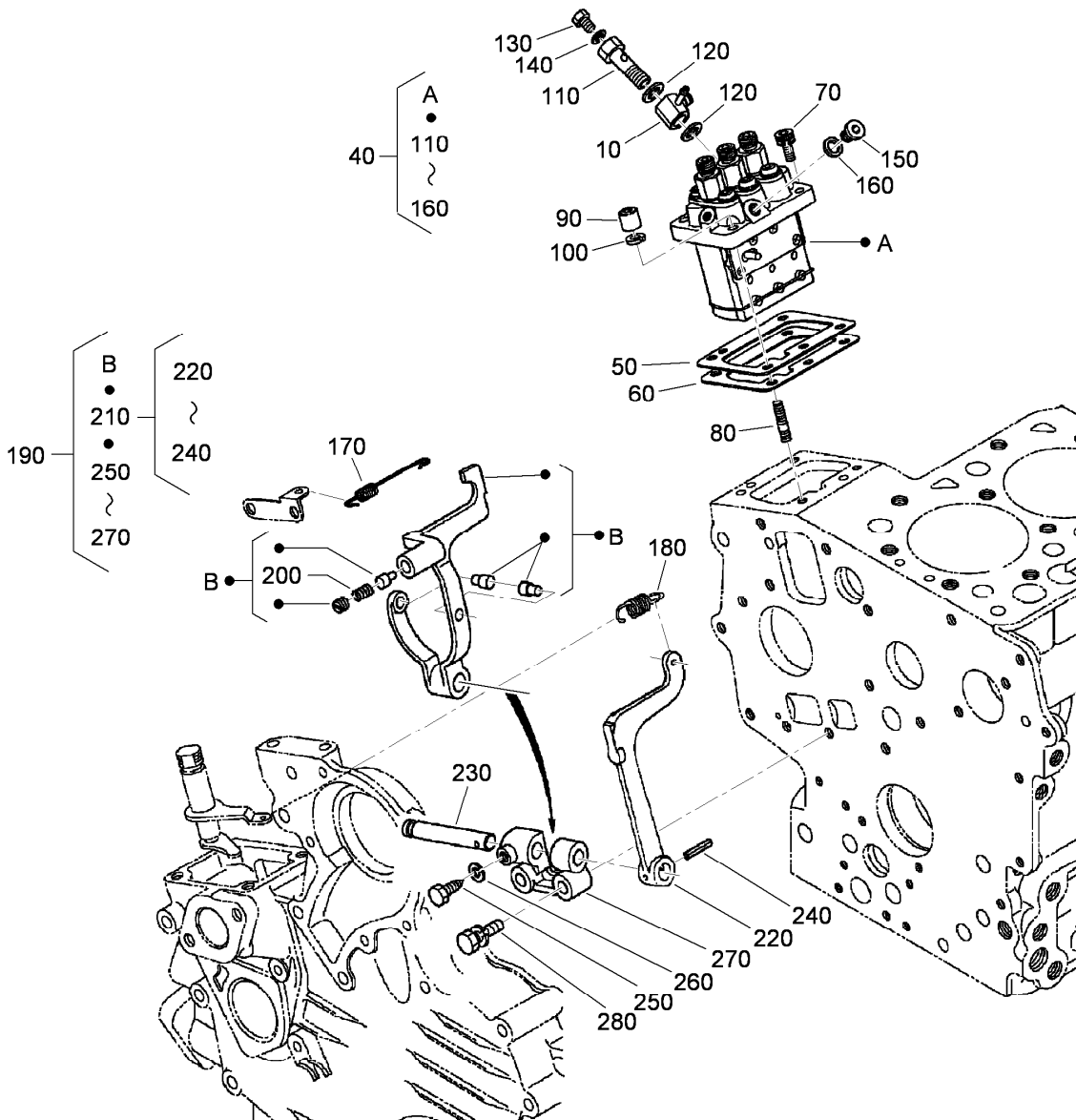
Ref.	Part Number	Qty.	Description
110	112-8336	1	Sleeve-Governor
120	100-1904	1	Case-Ball, Governor
130	100-1790	32	Ball
140	100-1843	1	Circ-Clip
150	100-1793	8	Ball
160	110-3757	1	Bearing-Ball
170	100-1784	1	Circ-Clip, External
180	100-1888	1	Stopper-Fuel, Camshaft
190	98-9350	2	Bolt



Idle Apparatus and Stop Solenoid Assembly

Ref.	Part Number	Qty.	Description
10	100-1898	1	Idle Apparatus ASM
20	100-1899	1	Adjusting Bolt ASM
30	100-1846	1	Nut
40	100-1901	1	Nut-Cap
50	98-7428	2	Gasket
60	100-1902	1	Cap
70	110-3758	1	Bolt-Adjusting
80	100-2175	1	Nut-Lock

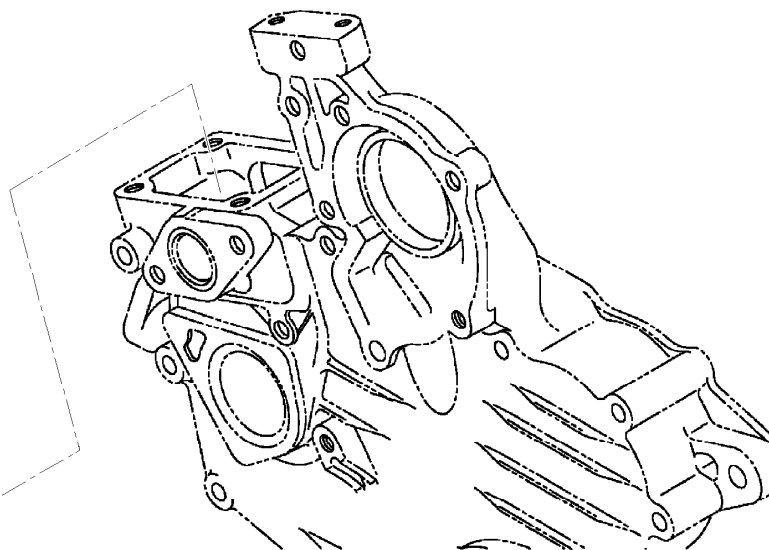
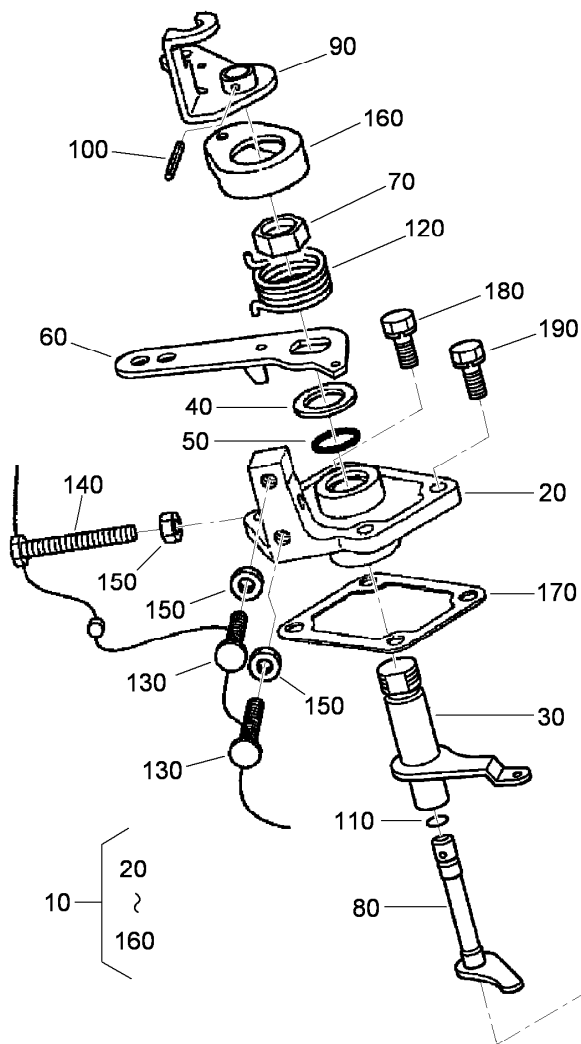
Ref.	Part Number	Qty.	Description
90	98-7654	1	Gasket
95	107-9081	1	Gasket
100	99-8387	1	Nut-Cap
110	117-2719	1	Solenoid Stop ASM
120	110-3762	1	O-Ring
130	110-3763	2	Bolt-HSH
140	98-7699	2	Washer-Spring
150	100-1774	2	Bolt-Flange



Injection Pump and Governor Assembly

Ref.	Part Number	Qty.	Description
10	110-3764	1	Joint
40	110-3765	1	Injection Pump ASM
50	115-3045	1	Shim-Injection (0.175MM)
50	98-9456	1	Shim-Injection (0.20MM)
50	98-9457	1	Shim-Injection (0.25MM)
60	98-9458	1	Shim-Injection (0.30MM)
60	115-3046	1	Shim-Injection (0.35MM)
70	117-7564	2	Bolt-Hex Soc HD
80	98-9438	2	Stud
90	98-9440	2	Nut-Cap
100	98-7699	4	Washer-Spring
110	100-1896	1	Screw-Hollow
120	98-9445	2	Gasket
130	98-9430	1	Screw
140	98-9446	1	Gasket

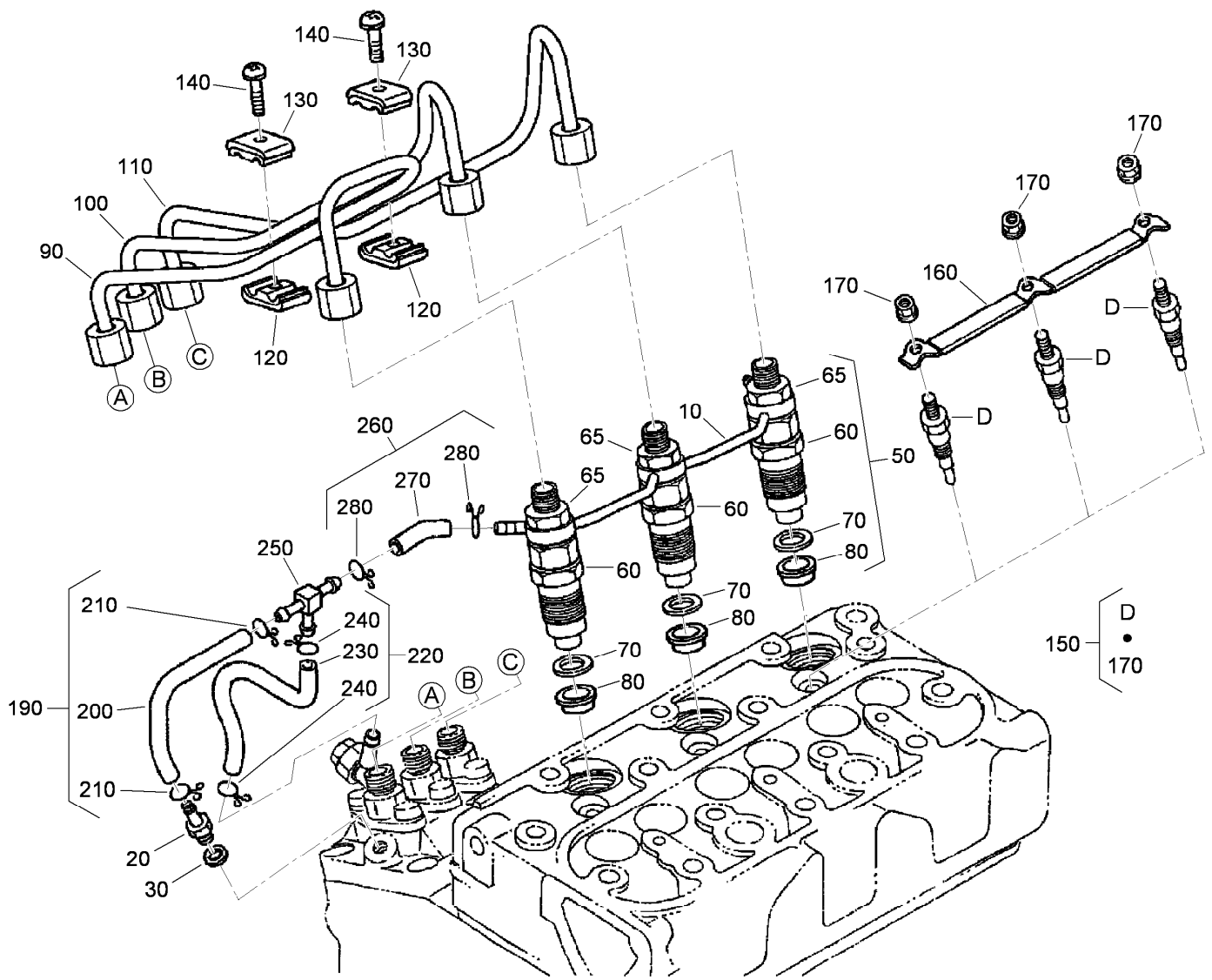
Ref.	Part Number	Qty.	Description
150	98-9466	1	Plug
160	98-9451	1	Gasket
170	110-3766	1	Spring-Start
180	110-3767	1	Spring-Governor
190	121-2409	1	Fork Lever ASM
200	121-2410	1	Spring
210	100-1905	1	Fork Lever ASM
220	100-1907	1	Lever-Fork
230	100-1908	1	Shaft-Lever, Fork
240	100-1751	1	Pin-Spring
250	100-1845	1	Bolt
260	100-2204	1	Washer-Spring
270	100-1909	1	Holder-Lever, Fork
280	100-1763	2	Bolt



Speed Control Plate Assembly

Ref.	Part Number	Qty.	Description
10	110-3769	1	Speed Control Plate ASM
20	110-3770	1	Plate-Control, Speed
30	110-3771	1	Lever-Governor
40	110-3772	1	Collar
50	100-2208	1	O-Ring
60	110-3773	1	Lever-Control, Speed
70	110-3774	1	Nut-Control, Speed
80	110-3775	1	Shaft-Lever
90	110-3776	1	Lever-Stop, Engine
100	110-3777	1	Pin-Spring

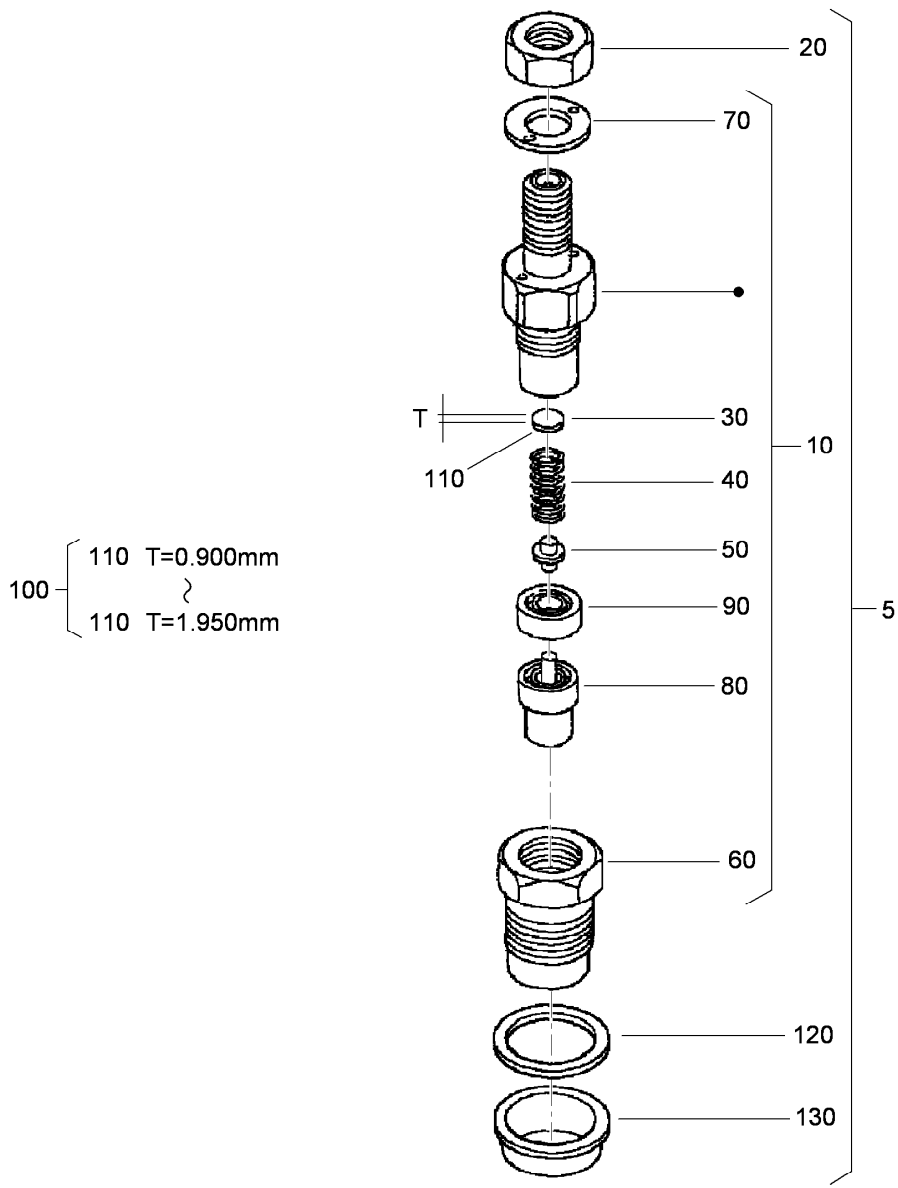
Ref.	Part Number	Qty.	Description
110	100-2207	1	O-Ring
120	110-3778	1	Spring-Return
130	120-3133	2	Screw-Stopper
140	120-3134	1	Bolt
150	98-7572	3	Nut
160	110-3779	1	Cap
170	100-1962	1	Gasket-Plate, Control
180	98-7605	2	Bolt
190	112-2507	2	Bolt



Nozzle Holder and Glow Plug Assembly

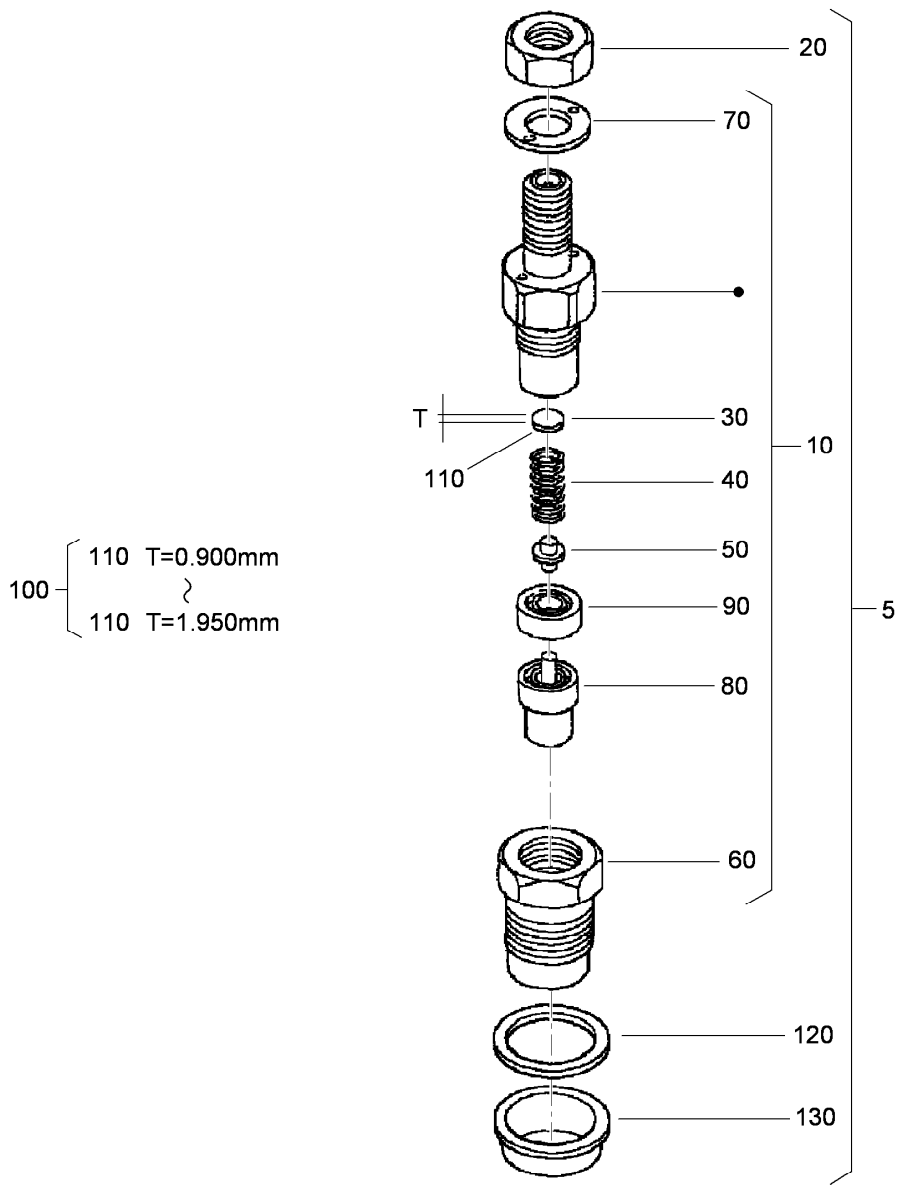
Ref.	Part Number	Qty.	Description
10	110-3780	1	Over Flow Pipe ASM
20	98-9431	1	Screw-Bleeder, Air
30	98-7654	1	Gasket
50	100-1982	3	Nozzle Holder Kit
60	100-1758	3	Nozzle Holder ASM
65	121-2411	3	Nut
70	98-7676	3	Gasket
80	98-7677	3	Seal-Heat
90	110-3781	1	Pipe-Injection
100	110-3782	1	Pipe-Injection
110	110-3783	1	Pipe-Injection
120	98-7682	2	Clamp-Pipe
130	98-7683	2	Clamp-Pipe
140	98-7684	2	Screw (W/Washer)

Ref.	Part Number	Qty.	Description
150	100-1854	3	Plug-Glow
160	110-3784	1	Cord-Plug, Glow
170	99-8377	3	Nut-Flange
190	110-3785	1	Fuel Tube ASM
200	110-3786	1	Tube-Fuel
210	98-7671	2	Clip-Pipe
220	110-3787	1	Fuel Tube ASM
230	110-3788	1	Tube-Fuel
240	98-7671	2	Clip-Pipe
250	112-8338	1	Pipe-Joint, T
260	110-3790	1	Fuel Tube ASM
270	110-3791	1	Tube-Fuel
280	98-7671	2	Clip-Pipe



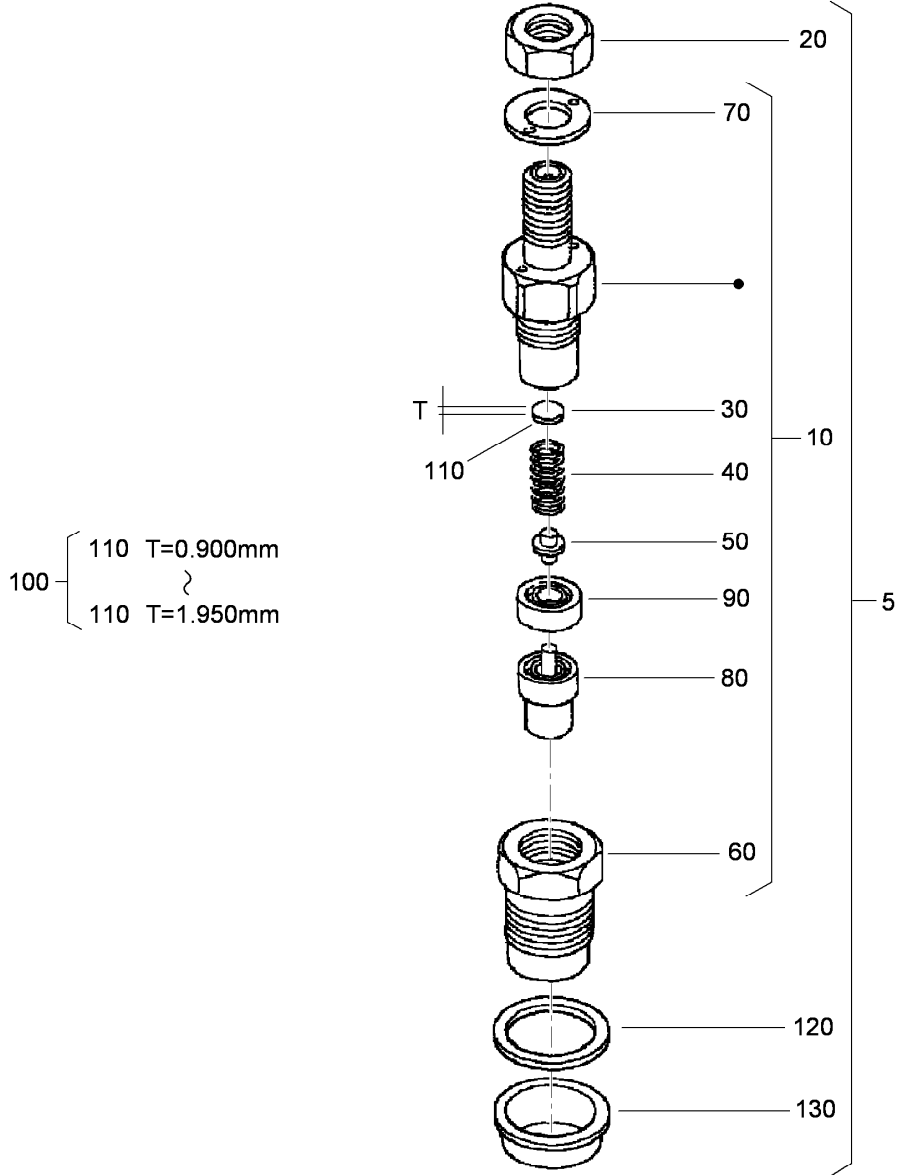
Nozzle Holder Component Assembly

Ref.	Part Number	Qty.	Description	Ref.	Part Number	Qty.	Description
5	100-1982	3	Nozzle Holder Kit	110	98-7844	3	Washer-Adjusting (1.000Mm)
10	100-1758	3	Nozzle Holder ASM	110	98-7845	3	Washer-Adjusting (1.025Mm)
20	121-2411	3	Nut	110	98-7846	3	Washer-Adjusting (1.050Mm)
30	98-7642	3	Washer-Adjusting (0.900Mm)	110	98-7847	3	Washer-Adjusting (1.075MM)
40	98-7647	3	Spring-Nozzle	110	98-7848	3	Washer-Adjusting (1.100MM)
50	98-7666	3	Rod-Push	110	98-7849	3	Washer-Adjusting (1.125MM)
60	100-2242	3	Nut-Nozzle	110	98-7850	3	Washer-Adjusting (1.150MM)
70	98-7668	3	Washer	110	98-7851	3	Washer-Adjusting (1.175MM)
80	100-2009	3	Piece-Nozzle	110	98-7852	3	Washer-Adjusting (1.200MM)
90	98-7665	3	Spacer-Distance	110	98-7853	3	Washer-Adjusting (1.225MM)
100	98-9448	3	Adjusting Washer ASM				
110	98-7642	3	Washer-Adjusting (0.900Mm)				
110	98-7842	3	Washer-Adjusting (0.950Mm)				
110	98-7841	3	Washer-Adjusting (0.925Mm)				
110	98-7843	3	Washer-Adjusting (0.975Mm)				



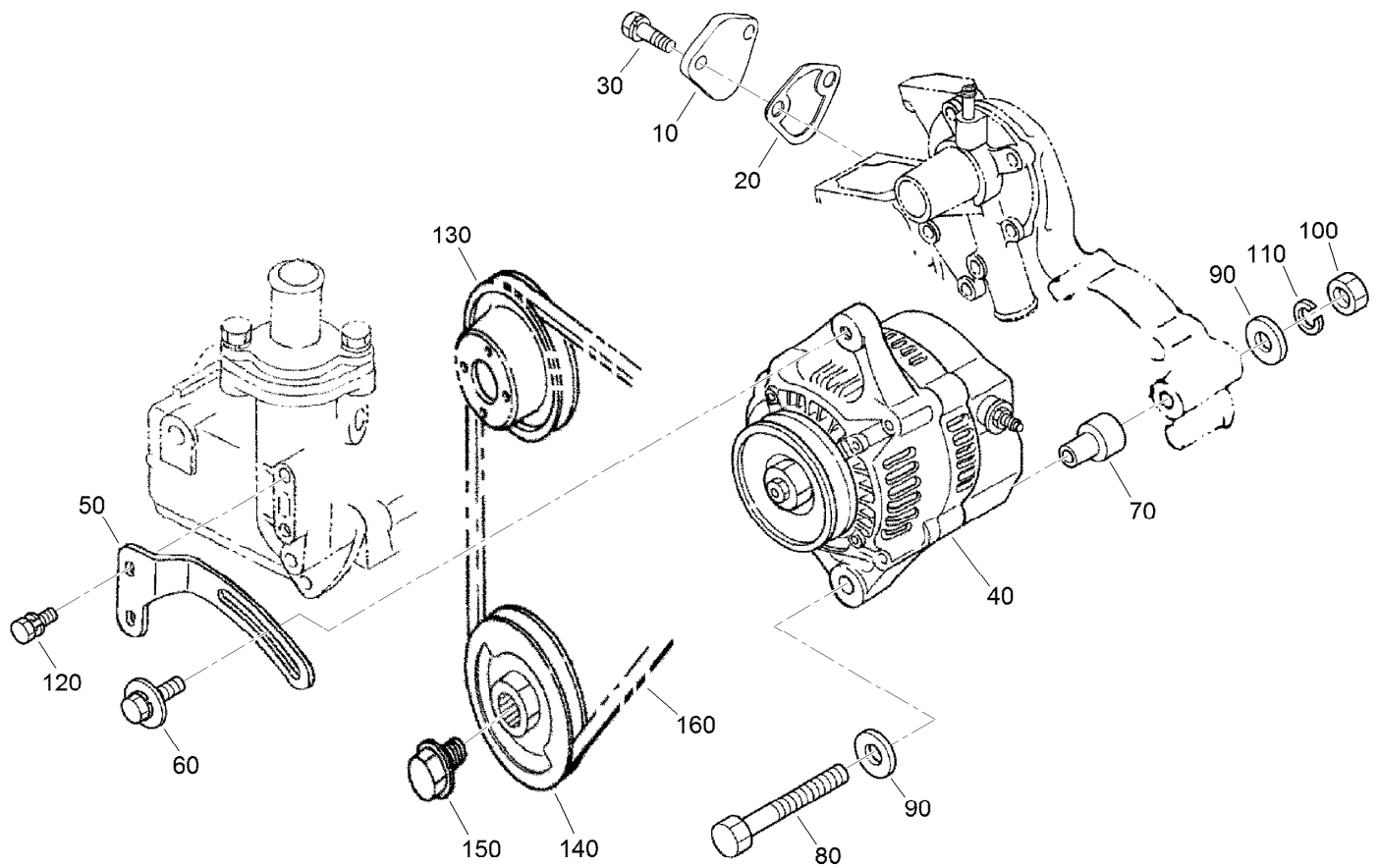
Nozzle Holder Component Assembly (continued)

Ref.	Part Number	Qty.	Description	Ref.	Part Number	Qty.	Description
110	98-7854	3	Washer-Adjusting (1.250MM)	110	98-7864	3	Washer-Adjusting (1.500MM)
110	98-7855	3	Washer-Adjusting (1.275MM)	110	98-7865	3	Washer-Adjusting (1.525MM)
110	98-7856	3	Washer-Adjusting (1.300MM)	110	98-7866	3	Washer-Adjusting (1.550MM)
110	98-7857	3	Washer-Adjusting (1.325MM)	110	98-7867	3	Washer-Adjusting (1.575MM)
110	98-7858	3	Washer-Adjusting (1.350MM)	110	98-7868	3	Washer-Adjusting (1.600MM)
110	98-7859	3	Washer-Adjusting (1.375MM)	110	98-7869	3	Washer-Adjusting (1.625MM)
110	98-7860	3	Washer-Adjusting (1.400MM)	110	98-7870	3	Washer-Adjusting (1.650MM)
110	98-7861	3	Washer-Adjusting (1.425MM)	110	98-7871	3	Washer-Adjusting (1.675MM)
110	98-7862	3	Washer-Adjusting (1.450MM)	110	98-7872	3	Washer-Adjusting (1.700MM)
110	98-7863	3	Washer-Adjusting (1.475MM)	110	98-7873	3	Washer-Adjusting (1.725MM)



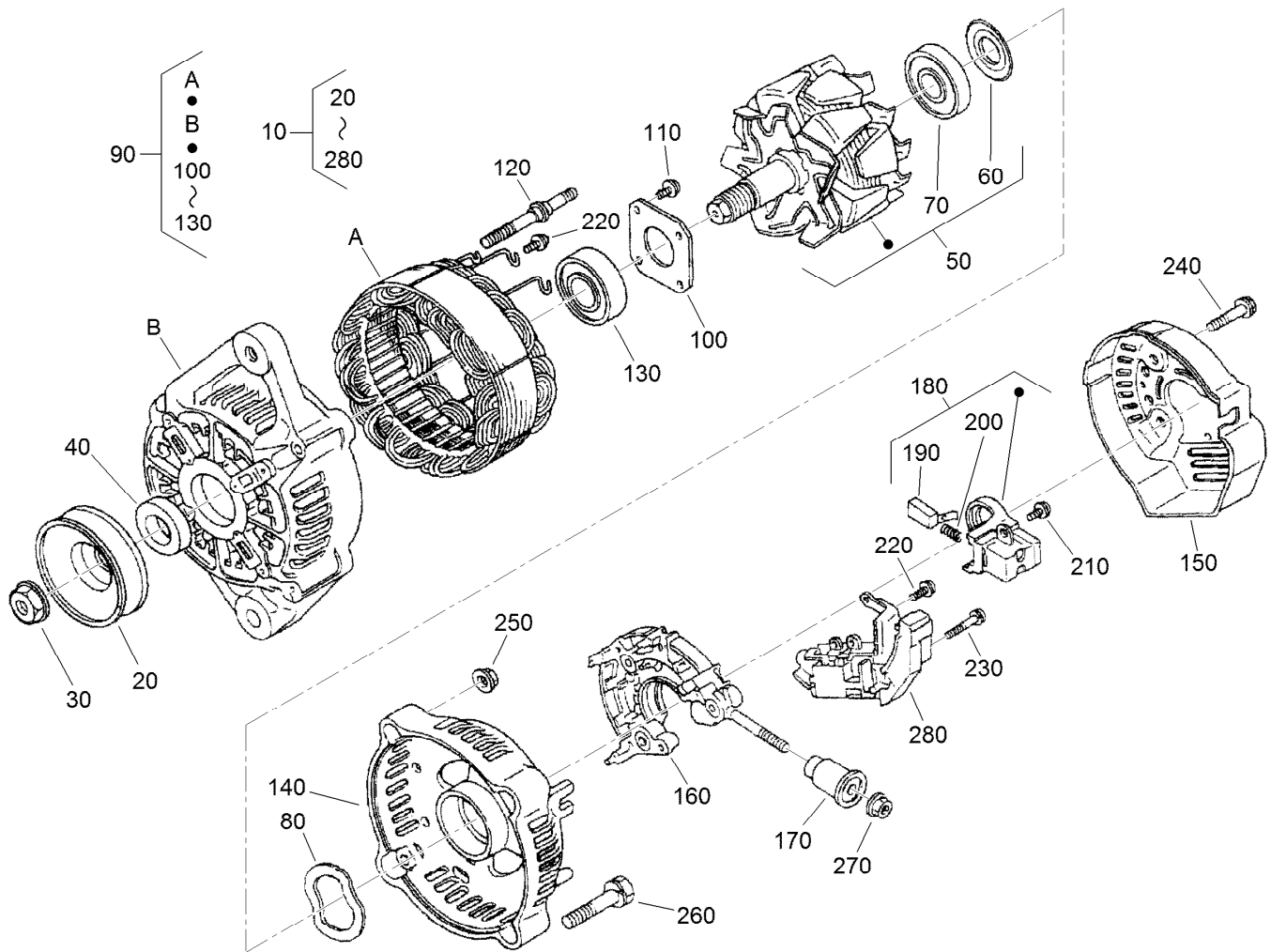
Nozzle Holder Component Assembly (continued)

<i>Ref.</i>	<i>Part Number</i>	<i>Qty.</i>	<i>Description</i>	<i>Ref.</i>	<i>Part Number</i>	<i>Qty.</i>	<i>Description</i>
110	98-7874	3	Washer-Adjusting (1.750MM)	110	98-7879	3	Washer-Adjusting (1.875MM)
110	98-7875	3	Washer-Adjusting (1.775MM)	110	98-7880	3	Washer-Adjusting (1.900MM)
110	98-7876	3	Washer-Adjusting (1.800MM)	110	98-7881	3	Washer-Adjusting (1.925MM)
110	98-7877	3	Washer-Adjusting (1.825MM)	110	98-7882	3	Washer-Adjusting (1.950MM)
110	98-7878	3	Washer-Adjusting (1.850MM)	120	98-7676	3	Gasket
				130	98-7677	3	Seal-Heat



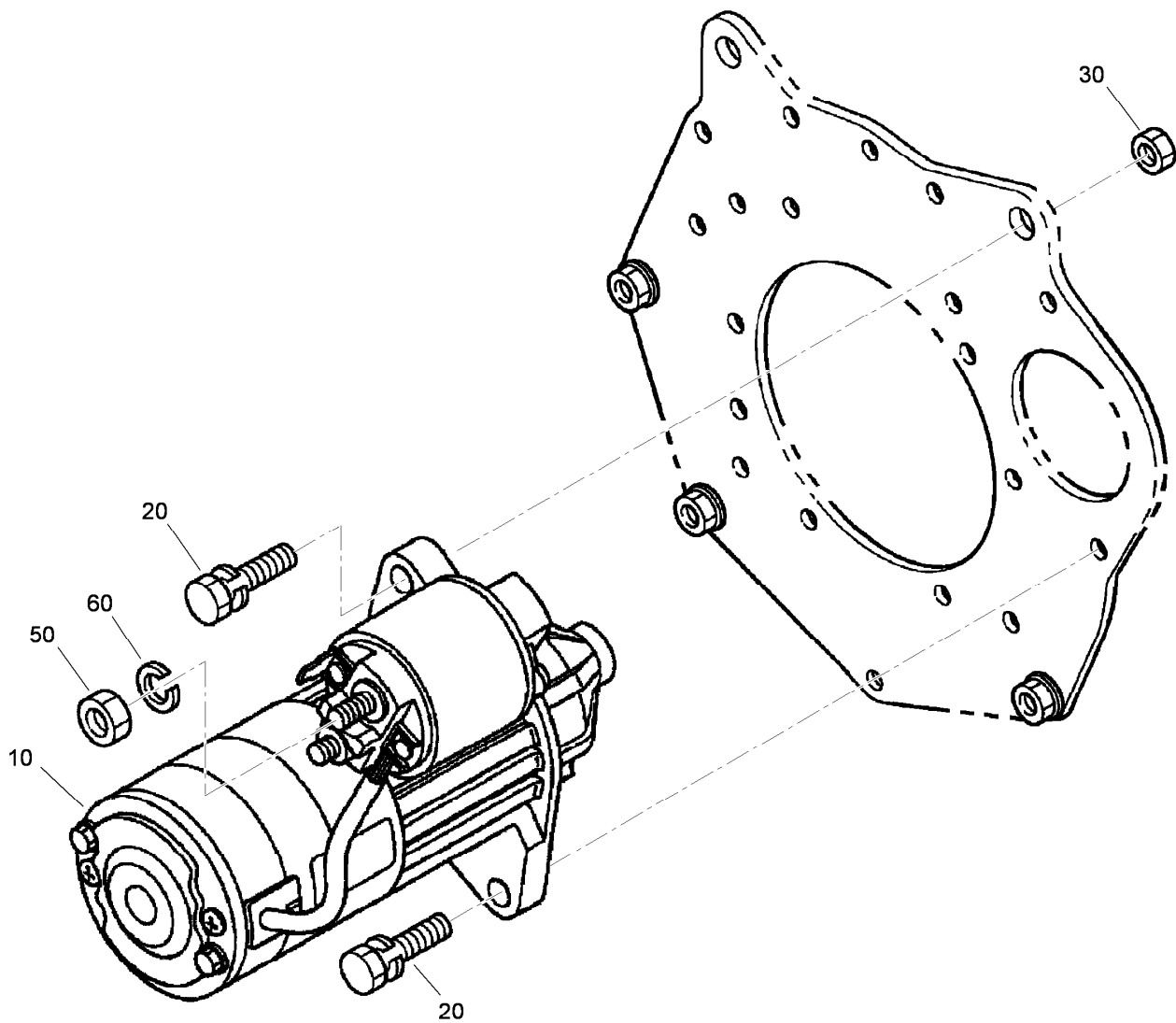
Alternator and Pulley and Fuel Pump Cover Assembly

<i>Ref.</i>	<i>Part Number</i>	<i>Qty.</i>	<i>Description</i>	<i>Ref.</i>	<i>Part Number</i>	<i>Qty.</i>	<i>Description</i>
10	99-3514	1	Cover	90	120-5832	2	Washer-Plain
20	98-9636	1	Gasket-Pump, Fuel	100	98-7534	1	Nut
30	98-7692	2	Bolt	110	105-2893	1	Washer-Spring
40	98-9474	1	Alternator ASM	120	98-7692	2	Bolt
50	121-2412	1	Stay-Alternator	130	100-1921	1	Pulley-Fan
60	121-2413	1	Bolt	140	112-2510	1	Pulley-Drive, Fan
70	110-3794	1	Collar	150	100-1978	1	Bolt
80	98-7554	1	Bolt	160	119-4486	1	Belt-V, Fan



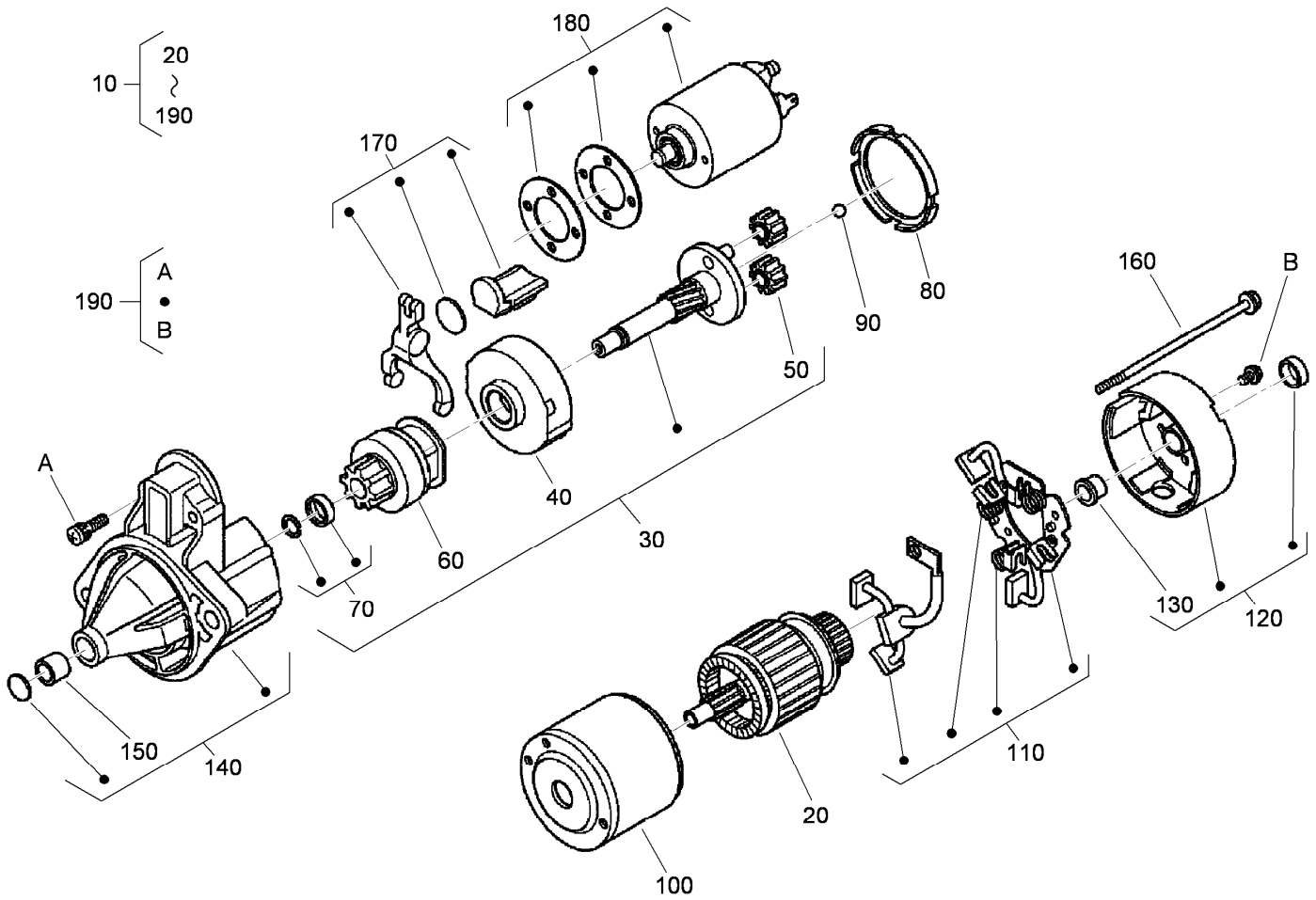
Alternator Components Assembly

<i>Ref.</i>	<i>Part Number</i>	<i>Qty.</i>	<i>Description</i>	<i>Ref.</i>	<i>Part Number</i>	<i>Qty.</i>	<i>Description</i>
10	98-9474	1	Alternator ASM	150	107-0140	1	Cover-End
20	98-9453	1	Pulley-Dynamo	160	98-7721	1	Rectifier ASM
30	98-7708	1	Nut	170	117-0321	1	Insulation-Brush
40	98-7709	1	Collar	180	107-0141	1	Brush Holder ASM
50	107-0136	1	Rotor ASM	190	98-7724	2	Brush
60	98-7711	1	Cover-Bearing	200	98-7725	2	Spring-Brush
70	107-0138	1	Bearing-Ball	210	98-7726	2	Screw-Head, Round
80	98-7713	1	Washer-Thrust	220	98-7727	6	Screw-Head, Round
90	107-0139	1	Drive End Frame ASM	230	98-7728	1	Screw-Head, Round
100	98-7715	1	Plate-Retainer	240	98-7729	3	Bolt
110	98-7716	4	Screw-Head, Round	250	98-7730	2	Nut
120	98-7717	2	Bolt-Through	260	98-7731	2	Bolt
130	107-0137	1	Bearing-Ball	270	98-7732	1	Nut
130	117-0322	1	Holder	280	110-3799	1	Regulator ASM
140	107-9087	1	Frame-End				



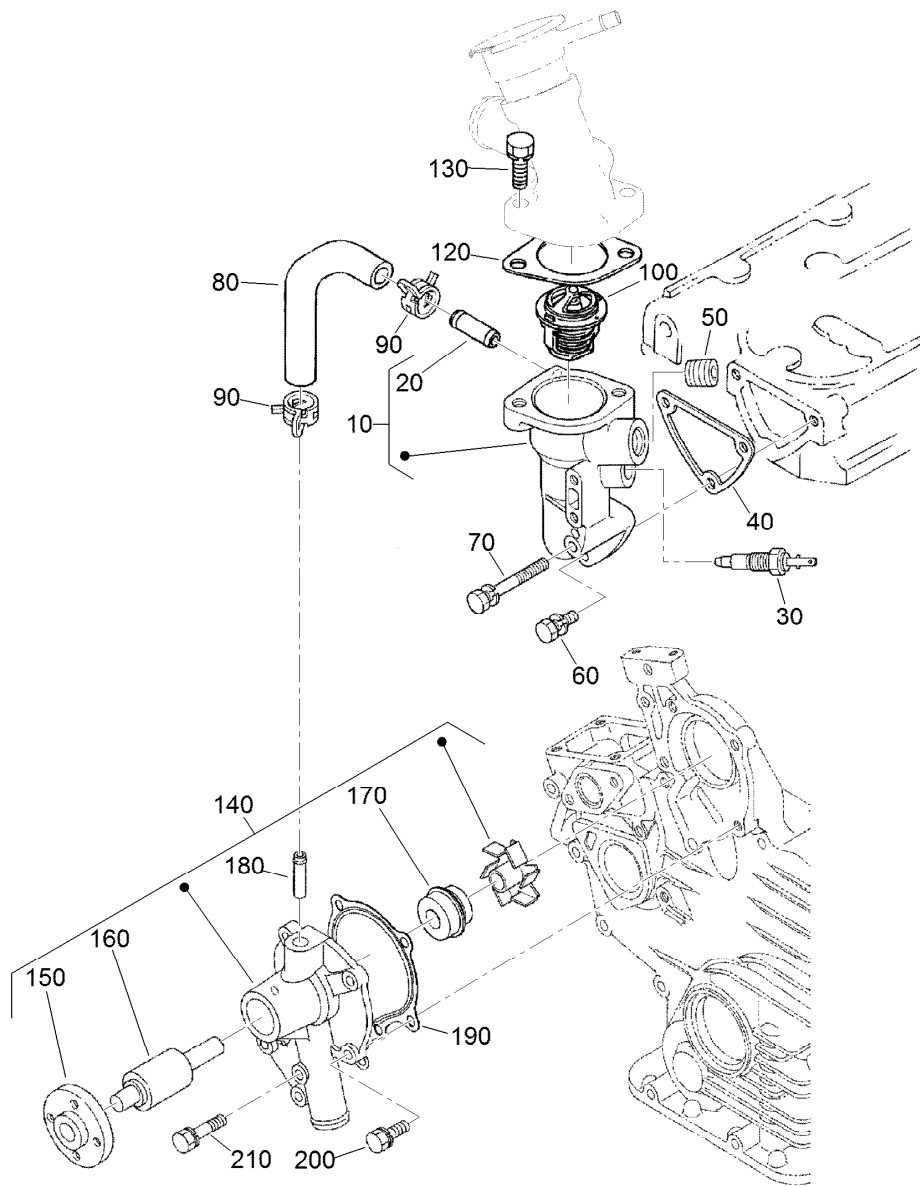
Starter Installation Assembly

Ref.	Part Number	Qty.	Description
10	110-3800	1	Starter ASM
20	98-7697	2	Bolt
30	98-7534	2	Nut
50	98-7534	1	Nut
60	105-2893	1	Washer-Spring



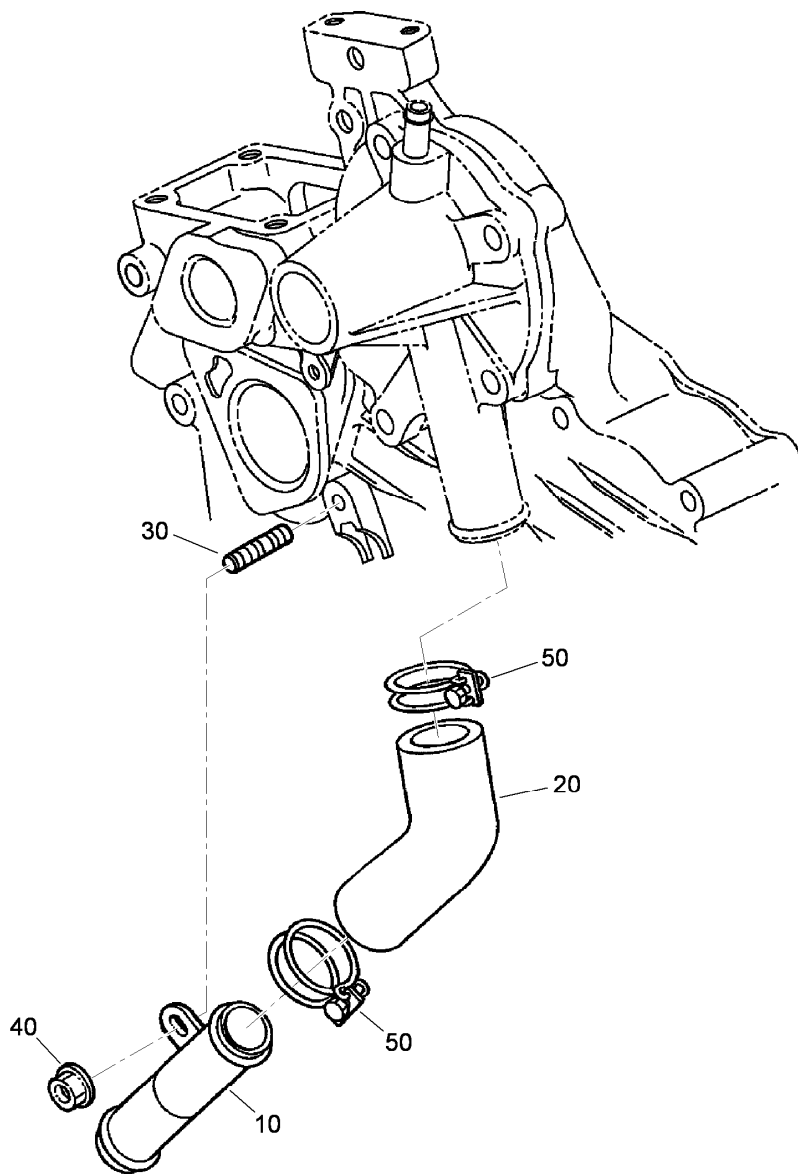
Starter Assembly No. 110-3800

<i>Ref.</i>	<i>Part Number</i>	<i>Qty.</i>	<i>Description</i>	<i>Ref.</i>	<i>Part Number</i>	<i>Qty.</i>	<i>Description</i>
10	110-3800	1	Starter ASM	110	110-3810	1	Brush Holder ASM
20	110-3801	1	Armature	120	110-3811	1	Rear Bracket ASM
30	110-3802	1	Shaft ASM	130	110-3812	1	Bushing
40	120-3142	1	Gear-Internal	140	110-3813	1	Front Bracket ASM
50	110-3804	3	Gear-Planetary	150	110-3814	1	Bushing
60	110-3805	1	Clutch-Running, Over	160	110-3815	2	Bolt
70	110-3806	1	Stopper	170	110-3816	1	Fork Lever ASM
80	120-3143	1	Gasket	180	110-3817	1	Magnetic Switch ASM
90	110-3808	1	Ball	190	110-3818	1	Screws (Set Of 4)
100	110-3809	1	Yoke				



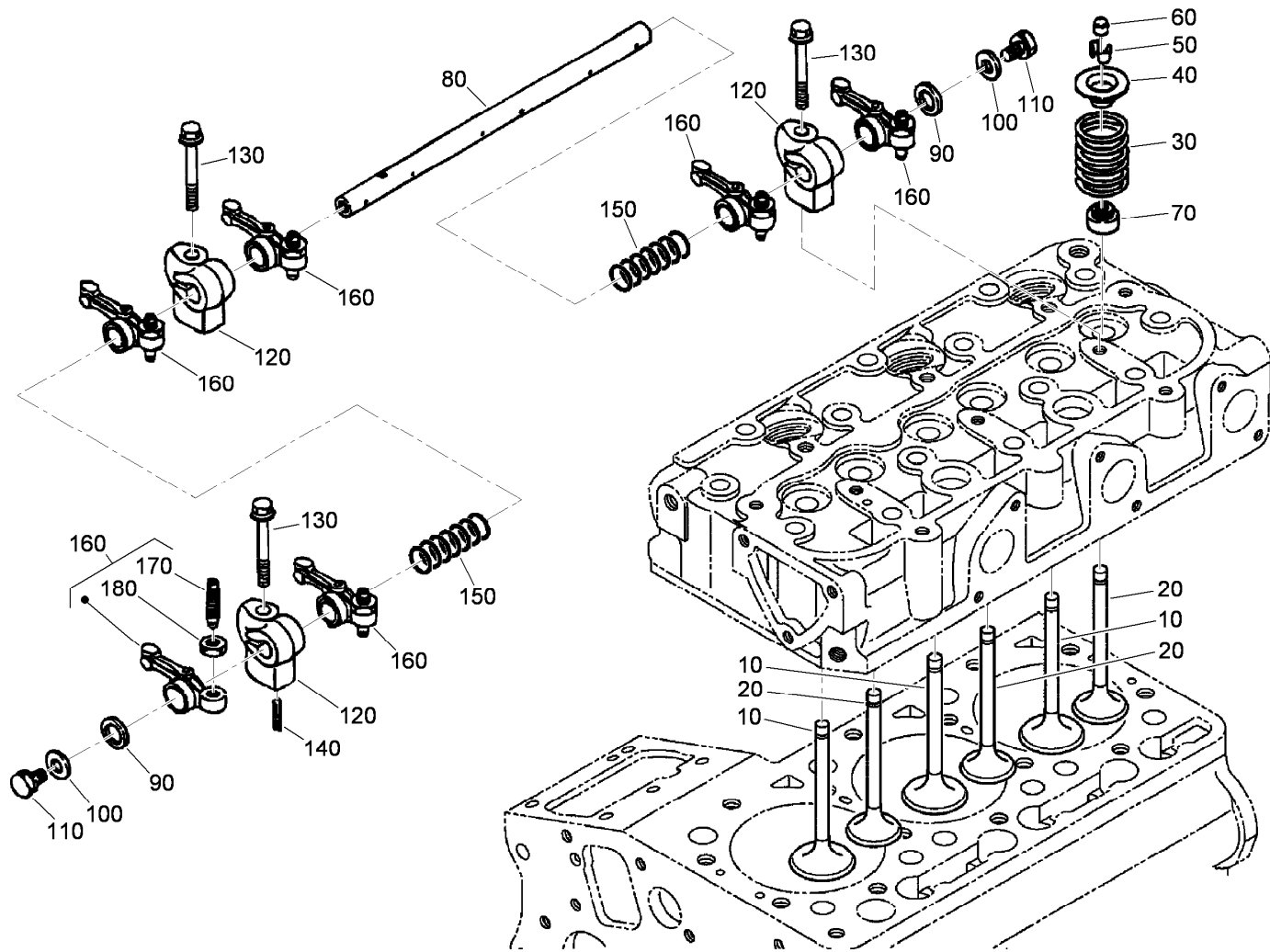
Water Flange and Thermostat Assembly

<i>Ref.</i>	<i>Part Number</i>	<i>Qty.</i>	<i>Description</i>	<i>Ref.</i>	<i>Part Number</i>	<i>Qty.</i>	<i>Description</i>
10	121-2414	1	Water Flange ASM	120	105-3748	1	Gasket-Thermostat
20	98-9580	1	Pipe-Return, Water	130	98-7438	2	Bolt
30	100-1983	1	Thermo-Switch	140	121-2416	1	Water Pump ASM
40	110-3820	1	Gasket-Flange, Water	150	100-1933	1	Flange-Pump, Water
50	105-2874	1	Plug	160	100-1934	1	Bearing-Ball
60	98-7692	2	Bolt	170	99-3518	1	Water Pump Seal ASM
70	105-3797	1	Bolt	180	100-1932	1	Pipe-Return, Water
80	100-2017	1	Pipe-Return, Water	190	117-8846	1	Gasket-Pump, Water
90	98-9579	2	Band-Pipe	200	100-1750	4	Bolt
100	98-7778	1	Thermostat ASM	210	100-1764	1	Bolt



Water Pipe Assembly

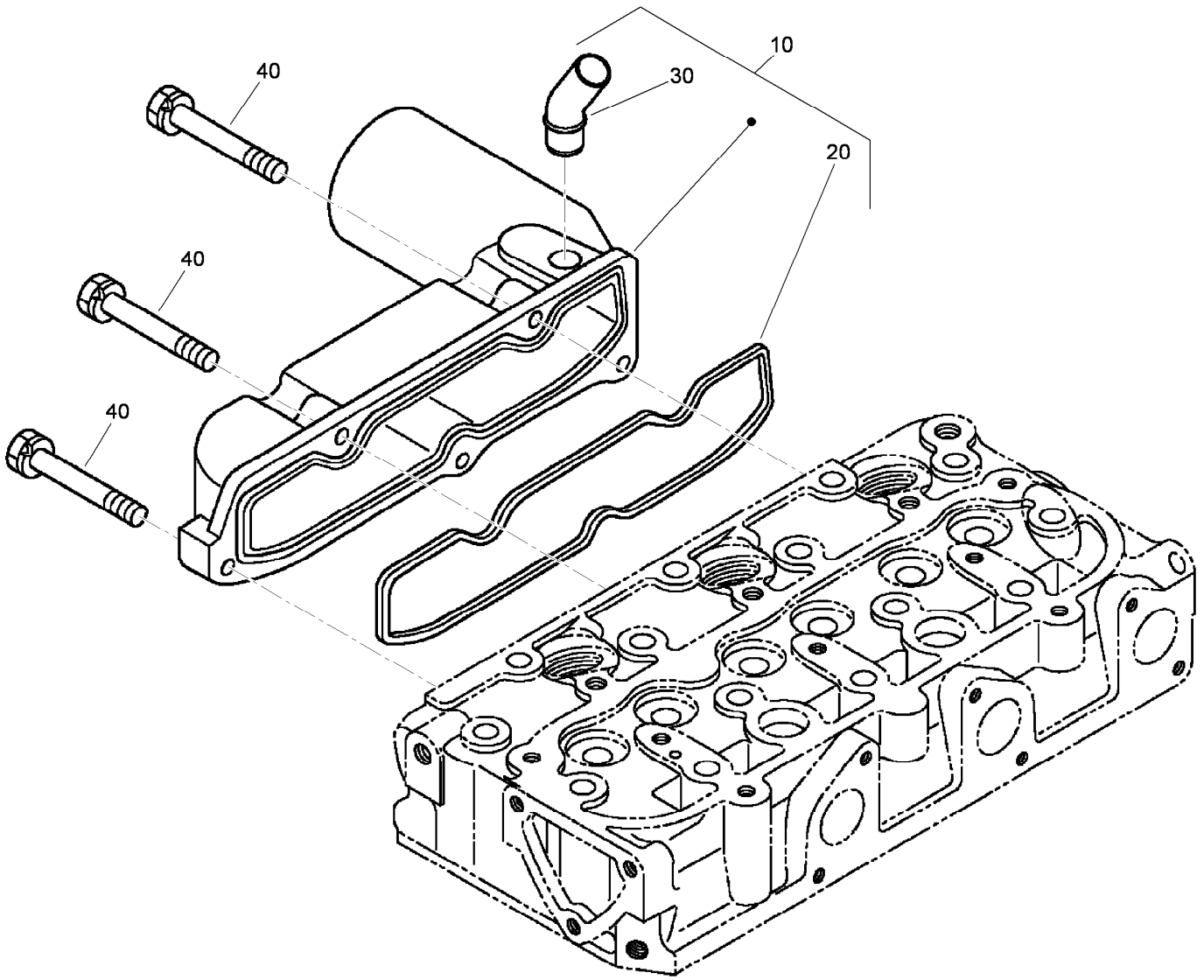
<i>Ref.</i>	<i>Part Number</i>	<i>Qty.</i>	<i>Description</i>
10	112-2835	1	Pipe-Water
20	112-2836	1	Hose-Water
30	100-1924	1	Stud
40	100-2203	1	Nut-Flange
50	110-3828	2	Band-Pipe



Valve and Rocker Arm Assembly

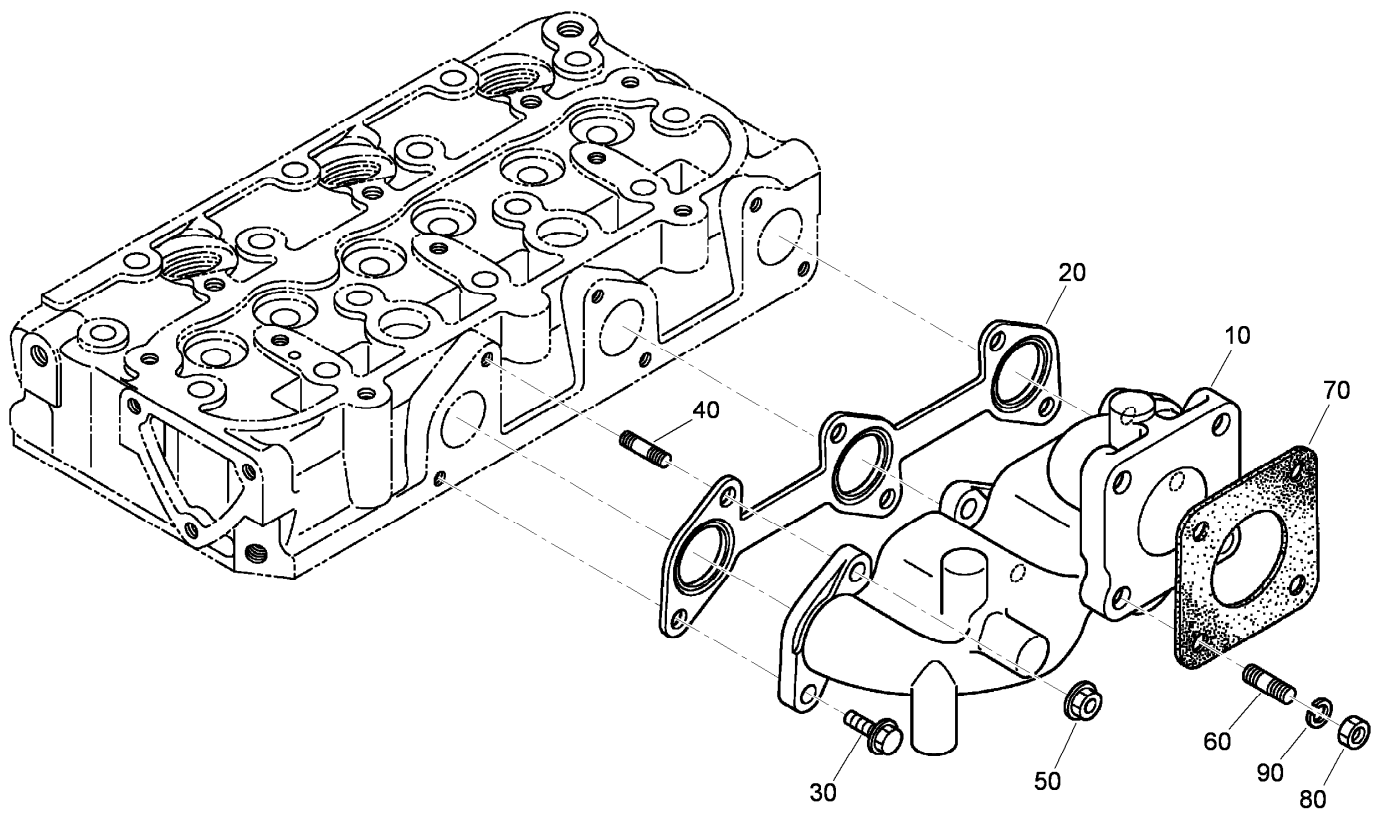
Ref.	Part Number	Qty.	Description
10	112-2514	3	Valve-Inlet
20	112-2515	3	Valve-Exhaust
30	100-1823	6	Spring-Valve
40	100-1825	6	Retainer-Spring, Valve
50	120-3136	6	Collet-Spring, Valve
60	100-2155	6	Cap-Valve
70	100-1797	6	Seal-Stem, Valve
80	112-8341	1	Shaft-Arm, Rocker
90	100-2044	2	Washer

Ref.	Part Number	Qty.	Description
100	110-3832	2	Washer-Plain
110	100-1762	2	Bolt
120	110-3833	3	Bracket-Arm, Rocker
130	110-3834	3	Bolt-Flange
140	98-7602	1	Pin-Spring
150	112-8342	2	Spring
160	100-1884	6	Rocker Arm ASM
170	100-1885	6	Screw-Adjusting
180	100-1827	6	Nut



Intake Manifold Assembly

<i>Ref.</i>	<i>Part Number</i>	<i>Qty.</i>	<i>Description</i>
10	120-3141	1	Intake Manifold ASM
20	110-3838	1	Gasket-Manifold, Intake
30	121-2417	1	Pipe-Breather
40	98-9352	5	Bolt



Exhaust Manifold Assembly

<i>Ref.</i>	<i>Part Number</i>	<i>Qty.</i>	<i>Description</i>
10	110-3839	1	Manifold-Exhaust
20	110-3840	1	Gasket-Manifold, Exhaust
30	100-1775	3	Bolt
40	100-2202	3	Stud
50	100-1778	3	Nut
60	98-7769	4	Stud
70	99-8343	1	Gasket-Muffler
80	98-7534	4	Nut
90	105-2893	4	Washer-Spring

Attachments and Accessories

For 04384 Greensmaster 3250-D 2-Wheel Drive Traction Unit

Product Name	Model/Part
Turf Evaluator	04399
Three-Wheel Drive Kit without ROPS	04477
Dethatching Unit	04479
Spiker Kit	04494
Tri-Roller Kit.....	04495
Leak Detector Kit	04497
Light Kit.....	04551
8-Blade DPA Reel Mower	04618
11-Blade DPA Reel Mower	04619
14-Blade DPA Reel Mower	04624
Hose Adapter Kit.....	100-6430
Weight Kit, Greensmaster and Sand Pro/Infield Pro Traction Unit.....	100-6442
Oil Cooler Kit.....	104-7701
Ground-Following Suspension Kit	104-9400
Radiator Screen Kit.....	105-9766
Premium All Season Hydraulic Fluid (55 Gallon Drum)	108-1177
Premium All Season Hydraulic Fluid (5 Gallon Pail).....	108-1178
Filter-Air	108-3811
Seperator Filter ASM	110-9044
Bimini Folding Shade Assembly	115-4510
Wireless Hourmeter	115-4754
Filter-Oil, Engine.....	115-8189
Hydraulic Hose Kit	117-2721
Premium Synthetic Bio-Degradable Hydraulic Fluid (5 Gallon Pail)	119-2157
Premium Synthetic Bio-Degradable Hydraulic Fluid (55 Gallon Drum).....	119-2158
Spark Arrester Kit	120-1951
Premium Engine Oil 10w30 (55 Gallon Drum)	121-6392
Premium Engine Oil 10w30 (5 Gallon Pail)	121-6393
Toro Reel Paper (10 Pack).....	125-5610
Toro Reel Shim (0.002in)	125-5611
MVP Filter Kit.....	30086
Arm Rest Kit.....	30707
Weight Kit, Greensmaster 3100, 3150 or 3250-D Traction Unit with Three-Wheel Drive	99-1645
Tire-TURFMATE.....	99-4506



Count on it.