



**Count on it.**

**Parts Catalog**

**Groundsmaster® 4300-D  
Traction Unit**

Model No. 30864—Serial No. 316000001 and Up



# Ordering Replacement Parts

To order replacement parts, please supply the part number, the quantity, and the description of each part desired.

## Understanding Reference Numbers

Each identified part in an illustration has a reference number. The reference number for a part also appears in the parts list, along with other information about the part.

This catalog uses two special reference number formats, one to indicate parts in a service assembly and another to indicate the quantity of a given part in an illustration.

## Service Assembly Reference Numbers

Parts in service assemblies have reference numbers in the form a:b. The a represents the reference number of the entire service assembly and the b represents a sequential number unique to each part within the service assembly.

For example, a wheel assembly might be identified by reference number 6, the tire by 6:1, the valve by 6:2, and the wheel by 6:3. When you order the assembly identified by reference number 6, you receive all parts identified by reference numbers 6:1, 6:2, and 6:3. However, you may also order any part individually. Reference numbers of this type appear in illustration and in parts lists.

## Reference Numbers Indicating Quantity

In an illustration, if a reference number indicates more than one part, the reference number has the form nX y. The n represents the quantity of the part, the X is the multiplication symbol, and the y represents the reference number.

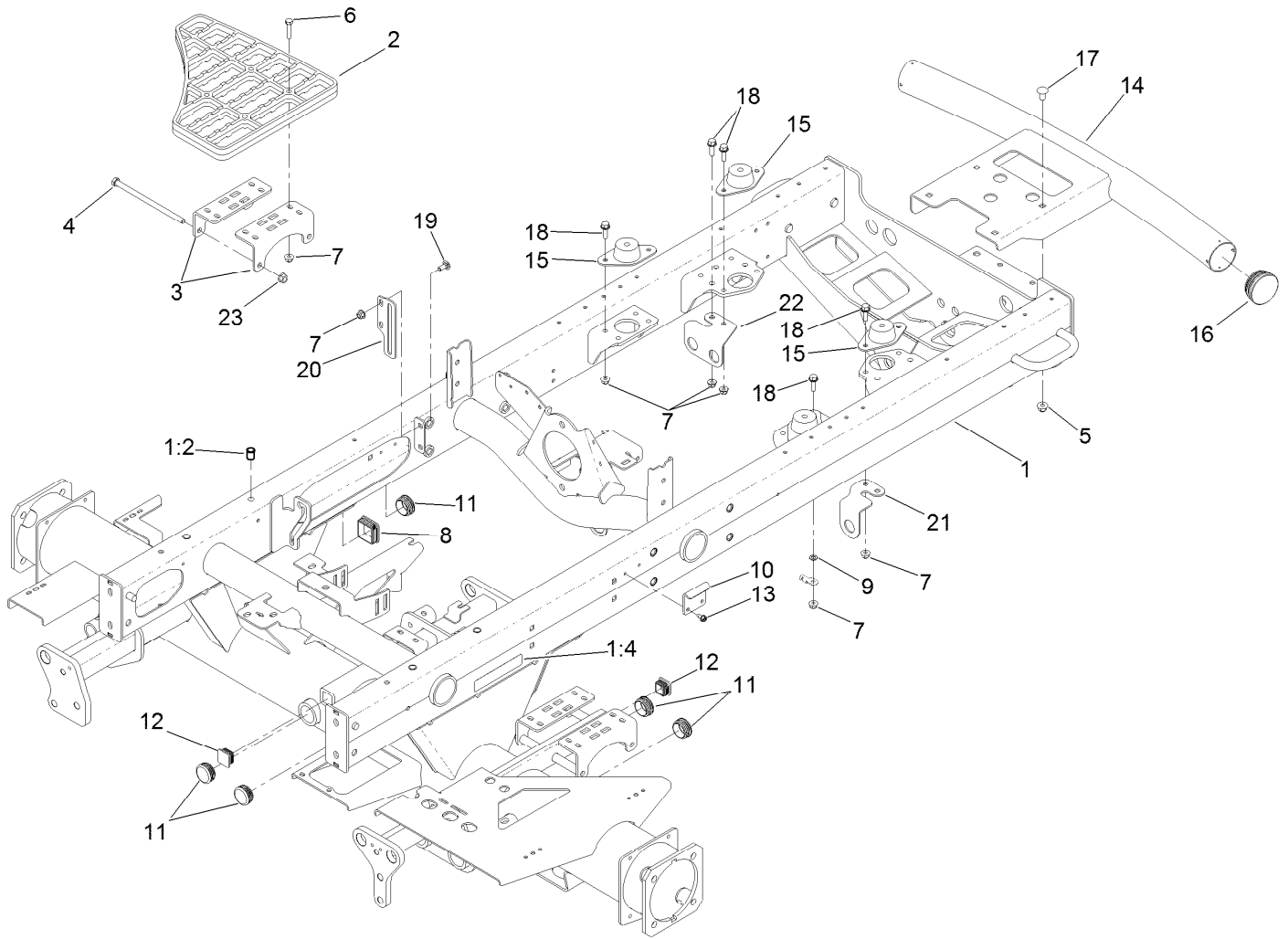
For example, in an illustration, the reference number 2X 37 means that two of the parts identified by reference number 37 are indicated.

# Contents

Frame Assembly	5
Operator Platform Assembly	6
Pedal Assembly	7
Steering Assembly	9
Steering Tilt Column Assembly No. 106-3622	10
Steering Valve Assembly No. 106-3621	11
Control Arm Assembly	12
Joystick Bracket Assembly No. 120-5280	14
Front Axle Assembly	16
LH Brake Assembly No. 120-6261	18
RH Brake Assembly No. 120-6260	19
Front Axle Assembly	20
Tie Rod Assembly No. 110-5334-03	21
No. 1, 4 and 5 Lift Arm and Deck Assembly	22
No. 2 and 3 Lift Arm and Deck Assembly	24
Roller and Carrier Frame Assembly	26
Roller Assembly No. 108-7387	27
Height-of-Cut Assembly	28
Spindle, Blade and Chamber Assembly	29
Spindle Assembly No. 115-3435	30
Seat and Control Arm Wiring Harness Assembly	31
Main Wiring Harness Assembly	32
Engine Wiring Harness	33
Gear Pump Mounting Assembly	34
Gear Pump Assembly No. 108-4003	35
Seat Base Assembly	36
Hood Assembly	37
Radiator and Shroud Assembly	38
Hydraulic Tank Assembly	39
Fuel System Assembly	40
Seat Mount Assembly	41
Mechanical Seat Suspension Assembly No. 110-8851	42
Traction Pump Assembly	43
Hydraulic Pump Assembly No. 119-6972	44
Front Traction Hydraulic Circuit	46
Hydraulic Motor Assembly No. 120-6264 (CCW)	47
Hydraulic Motor Assembly No. 120-6265 (CW)	48
Rear Traction Hydraulic Circuit	49
Hydraulic Motor Assembly No. 107-4544	50
Hydraulic Motor Assembly No. 110-0901	51
Four Wheel Drive Manifold Assembly No. 108-1825	52
Deck No. 1, 4 and 5 Hydraulic Circuit Assembly	53
Gear Motor Assembly No. 108-4004	55
Deck Control Manifold Assembly No. 114-0359	56
Deck No. 2 and 3 Hydraulic Circuit Assembly	57
Deck No. 1, 4 and 5 Lift Circuit Hydraulic Assembly	59
Lift Control Manifold Assembly No. 117-0158	60
Hydraulic Cylinder Assembly No. 119-6989	61
Hydraulic Cylinder Assembly No. 119-6990	62
Hydraulic Cylinder Assembly No. 119-6991	63
Deck No. 2 and 3 Lift Circuit Hydraulic Assembly	64
Hydraulic Cylinder Assembly No. 119-6988	65
Steering Hydraulic Assembly	66
Hydraulic Cylinder Assembly No. 114-0403	68

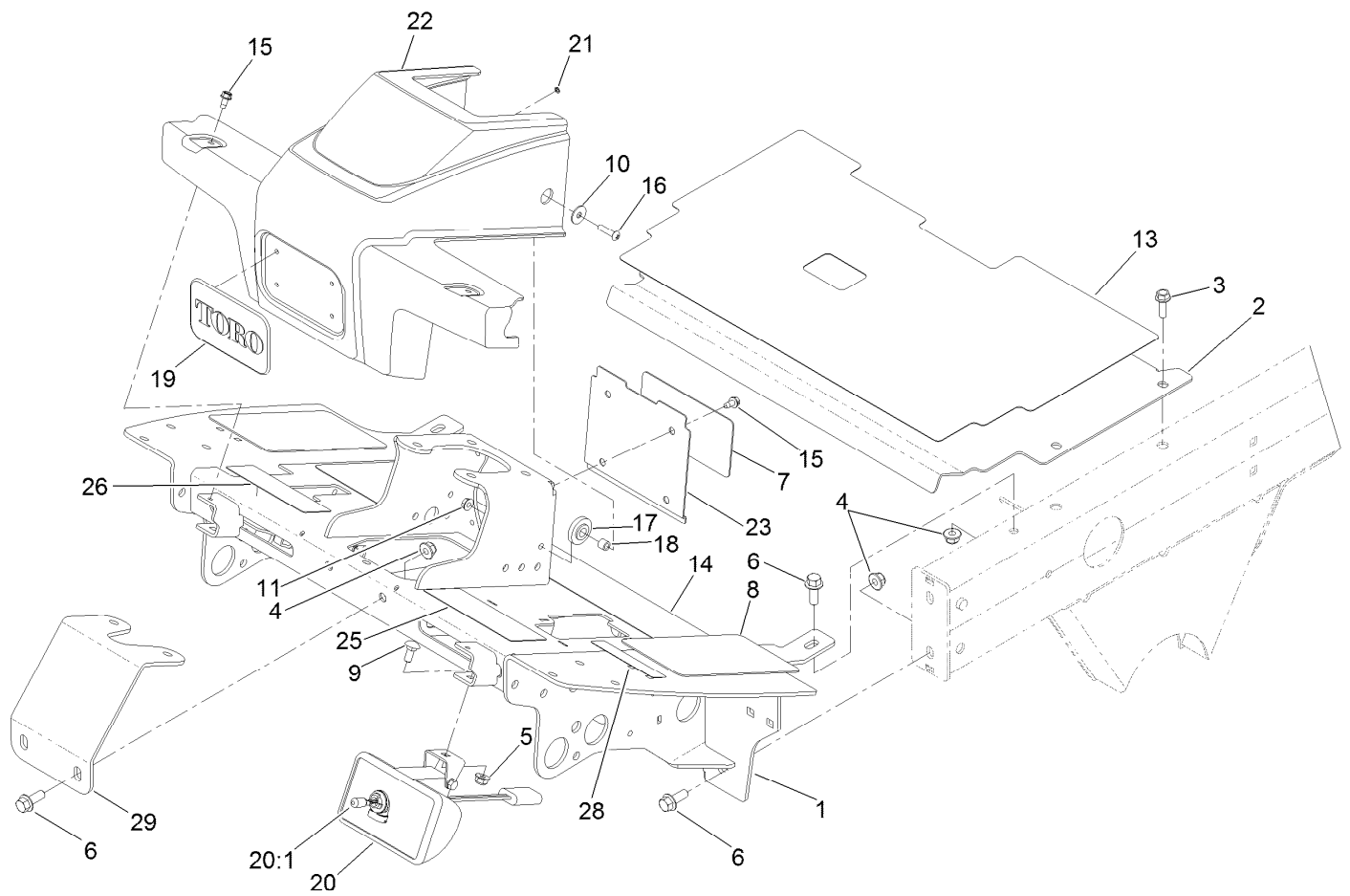
# Contents (continued)

Engine, Driveshaft and Air Cleaner Assembly .....	69
Air Cleaner Assembly No. 98-4517 .....	71
Drive Shaft Assembly No. 120-3756 .....	72
Cylinder Block Assembly .....	73
Gear Housing Assembly .....	74
Flywheel Housing and Oil Sump Assembly .....	75
Cylinder Head and Cover Assembly .....	76
Suction Manifold Assembly .....	78
Exhaust Manifold Assembly .....	79
Diesel Particulate Filter Assembly .....	80
Camshaft and Driving Gear Assembly .....	82
Turbine Assembly .....	83
Crankshaft and Piston Assembly .....	84
Lubrication and Oil System Assembly .....	85
Lubrication Oil Line Assembly .....	86
Cooling Water System Assembly .....	87
Fuel System Assembly .....	88
Fuel Injection Valve Assembly .....	89
Fuel Line Assembly .....	90
Generator Assembly .....	91
Starting Motor Assembly .....	92
Electric Parts Assembly .....	94
Gasket Set .....	95
Attachments and Accessories .....	97



## Frame Assembly

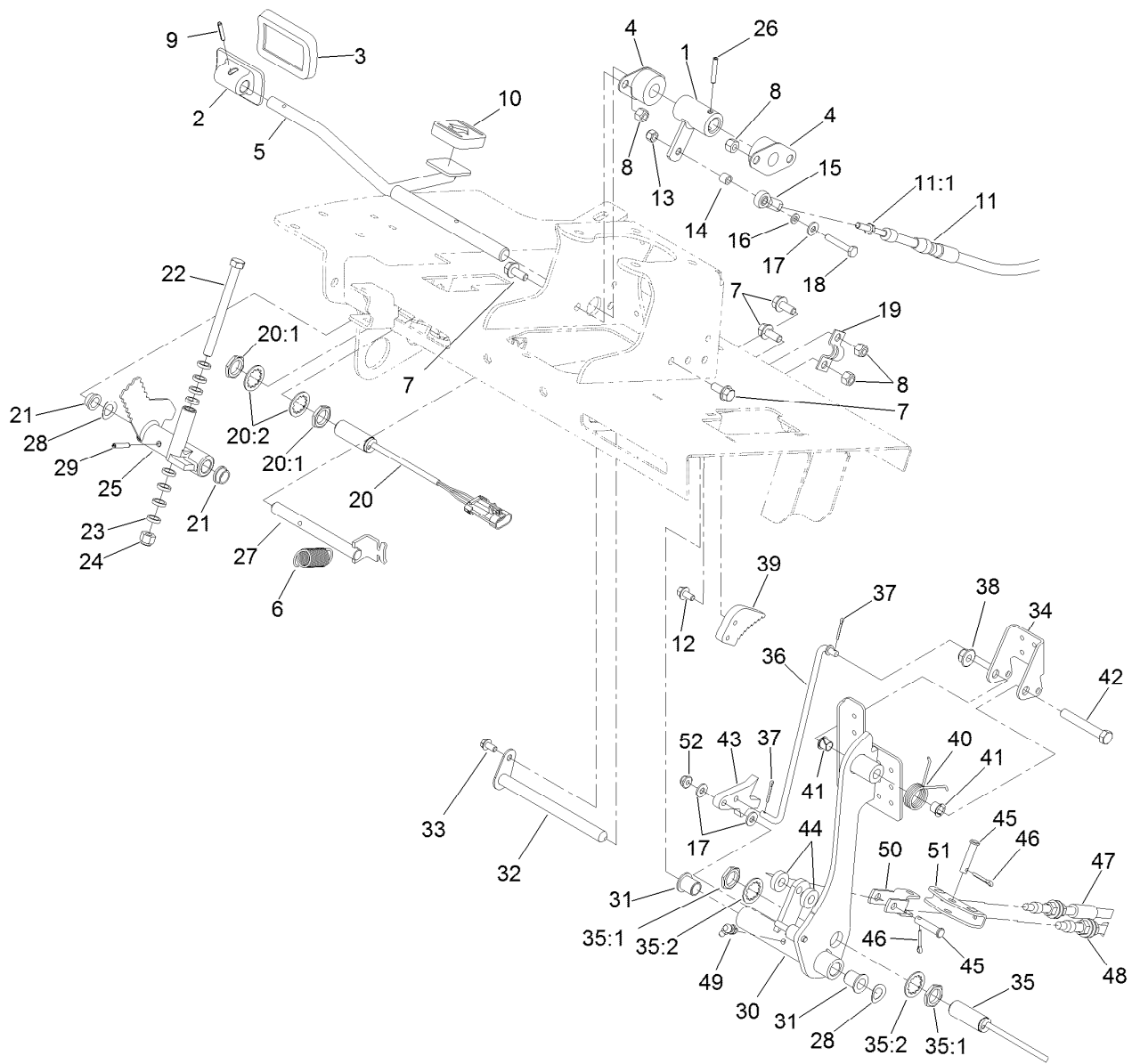
<i>Ref.</i>	<i>Part Number</i>	<i>Qty.</i>	<i>Description</i>	<i>Ref.</i>	<i>Part Number</i>	<i>Qty.</i>	<i>Description</i>
1	120-3809	1	Frame ASM	12	110-9013	2	Caplug
1:2	32148-7	4	Nut-Clinch	13	32104-17	2	Screw-HWH
1:4	93-6689	2	Decal-No Riders	14	110-8951-03	1	Bumper
2	110-9041	2	Step-Aluminum	15	120-6274	4	Mount-Engine
3	127-2697-01	4	Bracket-Step	16	2410-42	2	Cap-End
4	323-36	4	Screw-HH	17	3231-21	4	Screw-CARR
5	104-8301	4	Nut-HF, NI	18	3234-29	10	Screw-HHF
6	322-17	8	Screw-HH	19	3230-1	2	Bolt-CARR
7	104-8300	20	Nut-HF, NI	20	108-7584-01	1	Plate-Guide, Rod
8	95-9495	1	Cap	21	117-0155	1	Bracket-4Wd, LH
9	3255-8	1	Washer-Lock	22	117-0154	1	Bracket-4Wd, RH
10	110-8972	1	Hook-Latch	23	32128-21	4	Nut-HF Lock
11	110-9012	5	Caplug				



Items 20:2, 20:3 and 20:4  
not used on this model

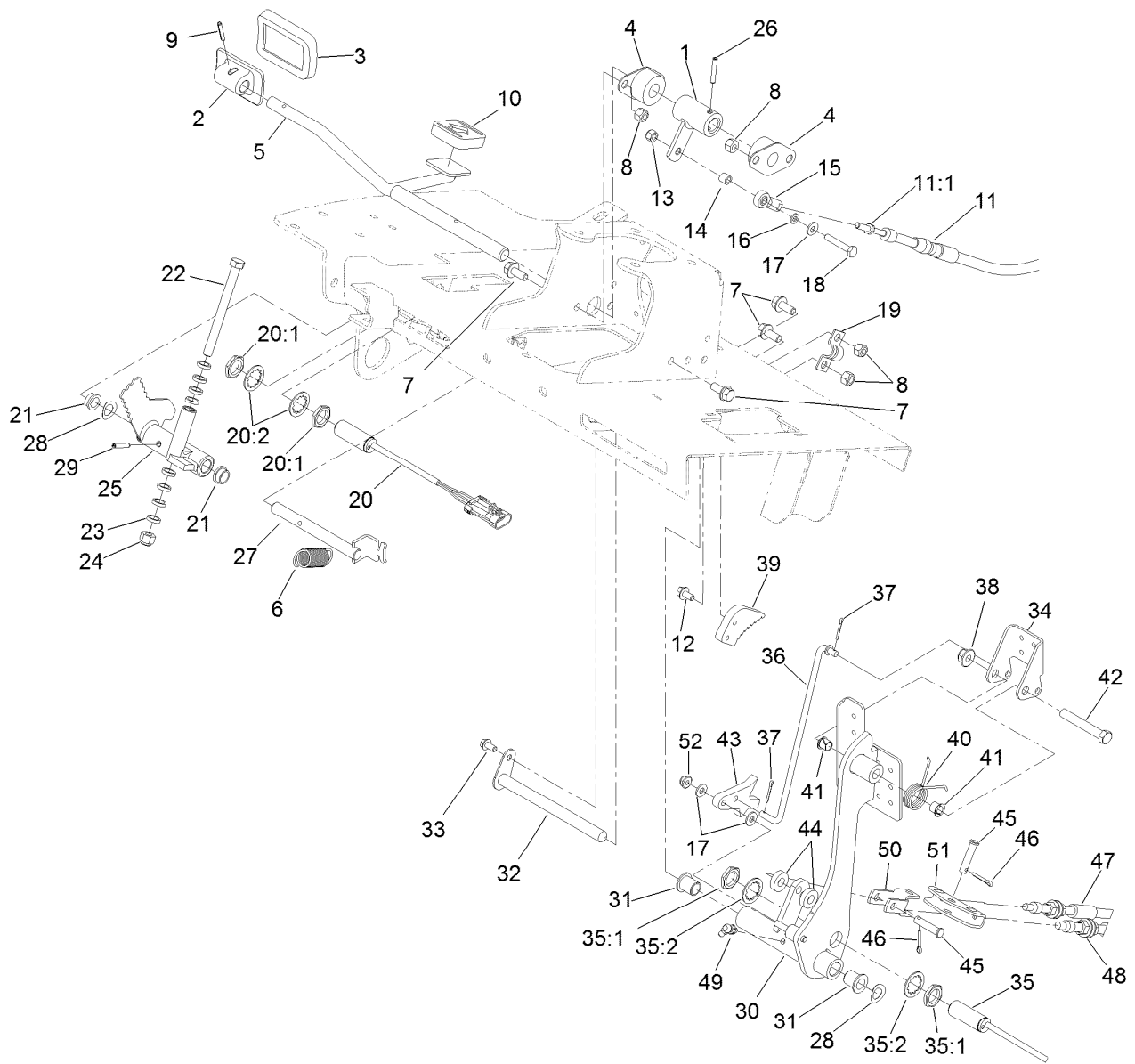
## Operator Platform Assembly

<i>Ref.</i>	<i>Part Number</i>	<i>Qty.</i>	<i>Description</i>	<i>Ref.</i>	<i>Part Number</i>	<i>Qty.</i>	<i>Description</i>
1	127-2310-01	1	Platform ASM	17	240-11	2	Bushing-Flange
2	115-8064-01	1	Plate-Floor	18	66-8010	2	Spacer
3	3234-17	4	Screw-HHF	19	93-6028	1	Plate-Logo
4	104-8301	6	Nut-HF, NI	20	94-9024	2	Lamp ASM
5	104-8300	2	Nut-HF, NI	20:1	95-0909	1	Lamp-12 Volt
6	3234-11	6	Screw-HHF	20:2	3230-28	1	Screw-CARR
7	110-0986	1	Decal-Plate, Cover	20:3	3253-33	1	Washer-Lock
8	125-2910	2	Tread-Floor, Side	20:4	3217-6	1	Nut-Hex
9	3230-1	2	Bolt-CARR	21	3254-9	4	Washer-Lock, Internal
10	87-6630	2	Washer-Plain	22	110-0944	1	Shroud-Platform
11	32128-33	2	Nut-HF	23	110-0947-03	1	Plate-Cover
13	125-2911	1	Tread-Panel, Service	25	110-8869	1	Decal-Danger
14	125-2909	1	Tread-Floorboard	26	110-8921	1	Decal-Speed, Mow
15	32104-17	6	Screw-HWH	28	117-2718	1	Decal-Arrester, Spark
16	106-9518	2	Screw-PRH	29	110-8876-01	1	Brace-Column



## Pedal Assembly

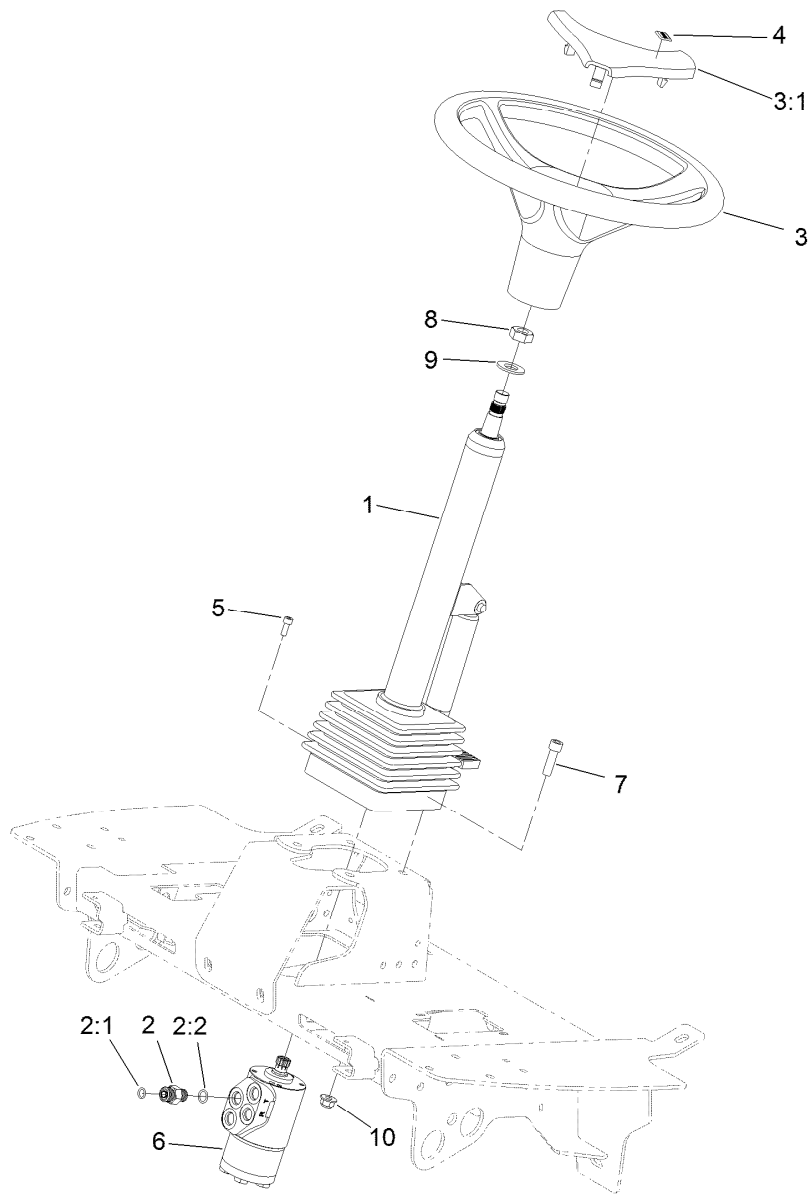
Ref.	Part Number	Qty.	Description	Ref.	Part Number	Qty.	Description
1	117-5199	1	Hub-Pedal, Traction	20:1	117-3207	2	Nut-Hex
2	117-9507	1	Pedal-Accelerator	20:2	117-3208	2	Washer-Lock, Internal Tooth
3	74-9100	1	Pad-Pedal, Forward	21	256-156	2	Bushing-Flange
4	256-236	2	Bearing-Mount, Flange	22	323-17	1	Screw-HH
5	106-3840	1	Pedal-Traction	23	62-4420	8	Washer
6	92-7305	1	Spring-Extension	24	3296-39	1	Nut-Lock, NI
7	3234-5	6	Screw-HHF	25	117-8066	1	Mow-Stop
8	3296-29	6	Nut-Lock, NI	26	32121-6	1	Pin-Roll, Slotted
9	32121-45	1	Pin-Spring	27	106-3731	1	Rod-Pivot
10	74-9110	1	Pad-Pedal, Reverse	28	110-8982	2	Washer-Spring
11	127-2721	1	Cable-Traction	29	32121-16	1	Pin-Spring
11:1	3220-1	2	Nut-Jam	30	115-0120-03	1	Pedal-Brake
12	3234-13	2	Screw-HHF	31	125-8775	2	Bushing-Flange
13	3296-42	1	Nut-Lock, NI	32	104-7179	1	Pivot-Pedal
14	66-8010	1	Spacer	33	32144-4	1	Screw-HWH
15	2411-41	1	Rod End-Ball Joint	34	99-7963-03	1	Pedal-Park
16	33093-00	1	Washer-Flat	35	115-5300	1	Proximity Switch ASM
17	3256-22	3	Washer-Flat	35:1	117-3207	2	Nut-Hex
18	321-9	1	Screw-HH	35:2	117-3208	2	Washer-Lock, Internal Tooth
19	93-2092	1	Clamp-Cable	36	115-0129	1	Rod-Pawl, Brake
20	115-0282	1	Proximity Sensor ASM	37	3272-6	2	Pin-Cotter



## Pedal Assembly (continued)

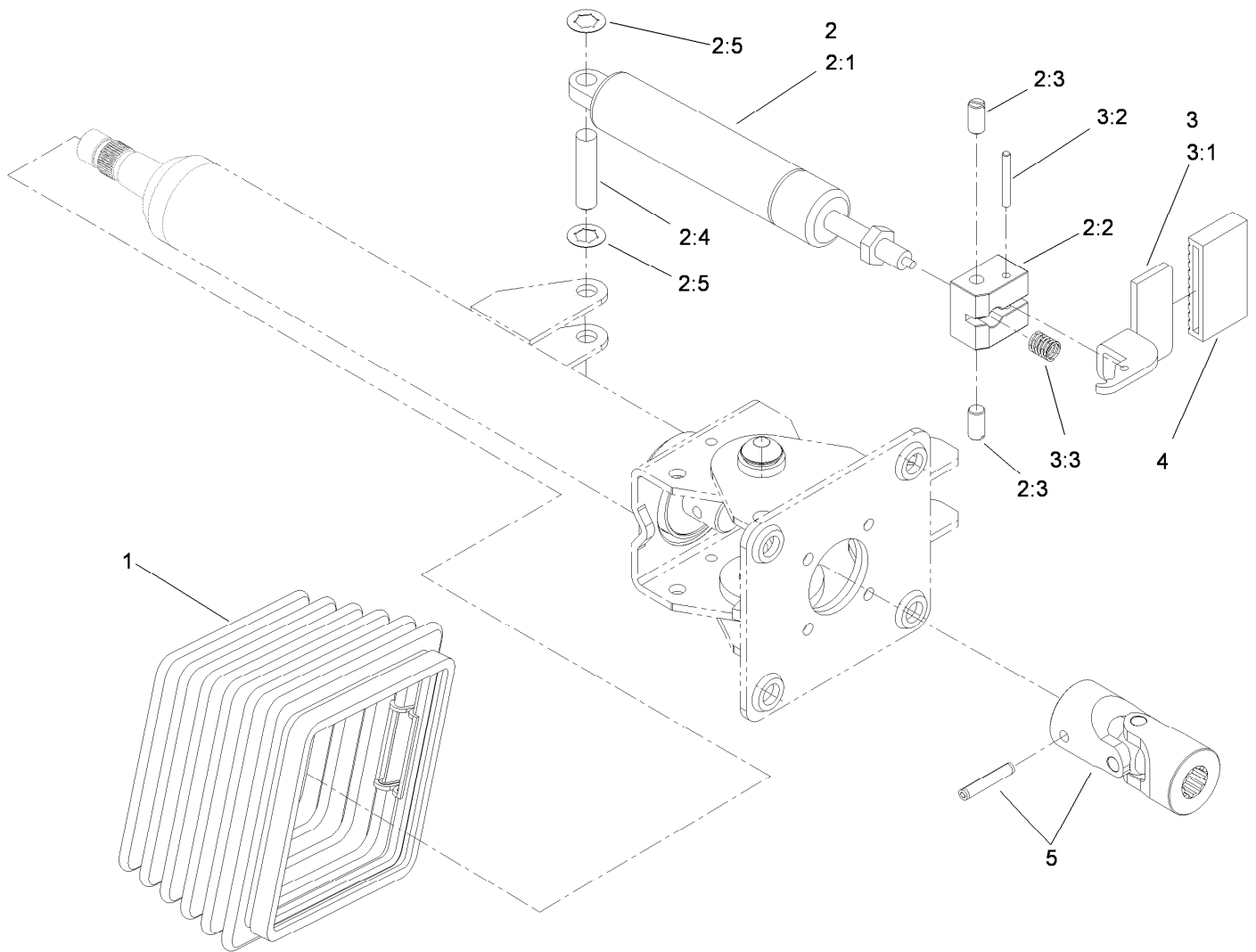
<i>Ref.</i>	<i>Part Number</i>	<i>Qty.</i>	<i>Description</i>	<i>Ref.</i>	<i>Part Number</i>	<i>Qty.</i>	<i>Description</i>
38	104-8301	1	Nut-HF, NI	46	3272-10	2	Pin-Cotter
39	99-7214	1	Pawl-Brake	47	117-0106	1	Cable-Brake, RH
40	99-7140	1	Spring-Torsion	48	117-0107	1	Cable-Brake, LH
41	52-2891	2	Bushing-Flanged, Nylon	49	302-60	1	Fitting-Grease
42	323-12	1	Screw-HH	50	115-8060	1	Clevis-Double
43	117-0238	1	Detent	51	115-8059	1	Yoke-Cable
44	5-0652	2	Spacer	52	104-7201	1	Nut-HF, NI
45	283-14	2	Pin-Clevis				





## Steering Assembly

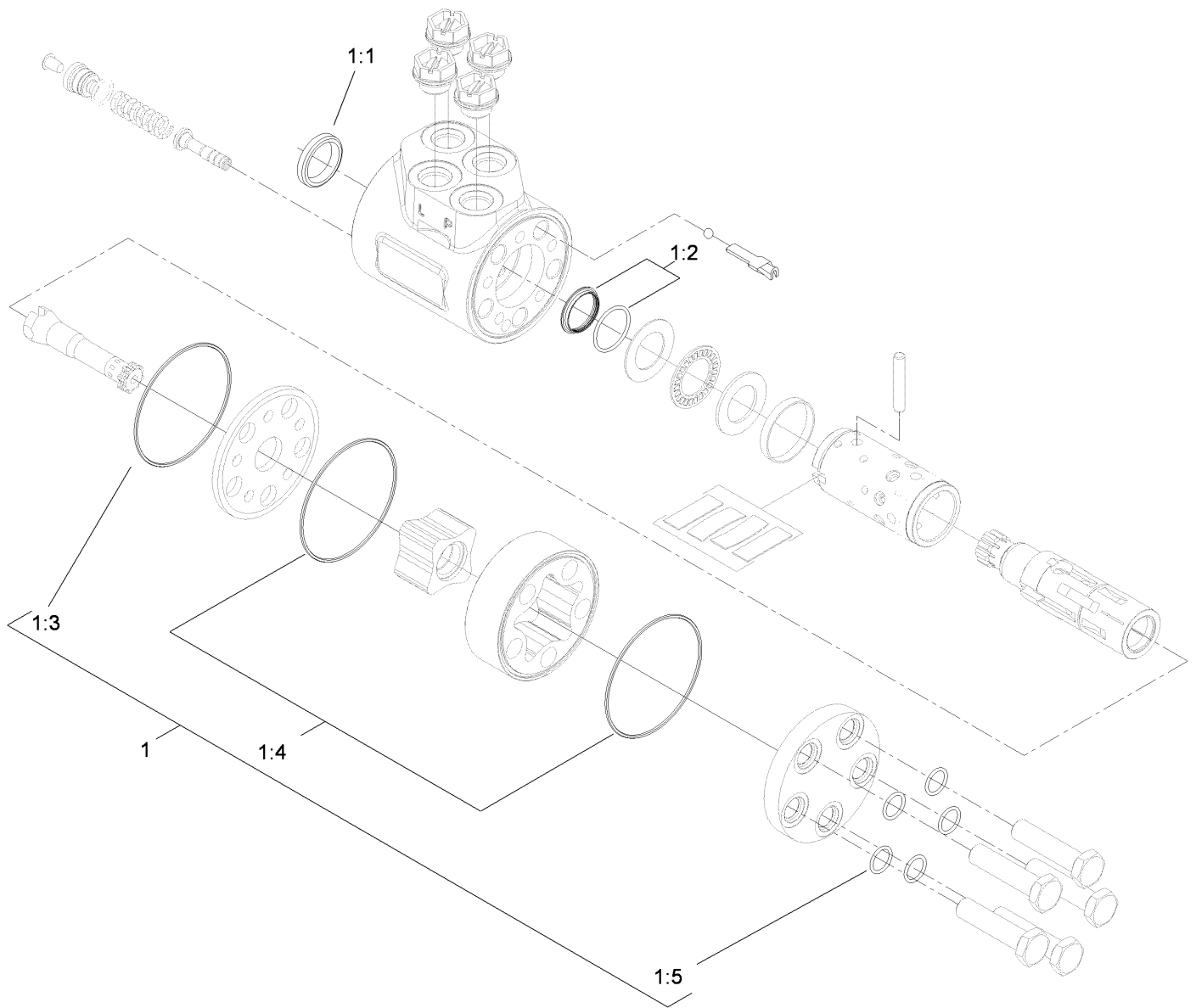
<b>Ref.</b>	<b>Part Number</b>	<b>Qty.</b>	<b>Description</b>
1	106-3622	1	Steering Tilt Column ASM
2	340-2	4	Fitting-Straight
2:1	237-22	1	O-Ring
2:2	237-42	1	O-Ring
3	98-1471	1	Wheel-Steering
3:1	98-1468	1	Cover-Wheel, Steering
4	98-1459	1	Decal
5	105-2409	4	Screw-HSH
6	106-3621	1	Steering Valve ASM
7	3274-1	4	Screw-HSH
8	3296-33	1	Nut-Lock, NI
9	3256-27	1	Washer-Flat
10	104-8301	4	Nut-HF, NI



## Steering Tilt Column Assembly No. 106-3622

Ref.	Part Number	Qty.	Description
1	110-6462	1	Bellows-Rubber
2	110-6463	1	Cylinder Service Kit
2:1		1	Cylinder-Gas ●
2:2		1	Block-Pedal ●
2:3		2	Bolt ●
2:4		1	Pin ●
2:5		2	Washer-Lock ●
3	110-6464	1	Pedal Service Kit
3:1		1	Pedal ●
3:2		1	Pin ●
3:3		1	Spring ●
4	110-6465	1	Cover-Pedal
5	120-6256	1	Universal Joint Kit

● Not serviced separately

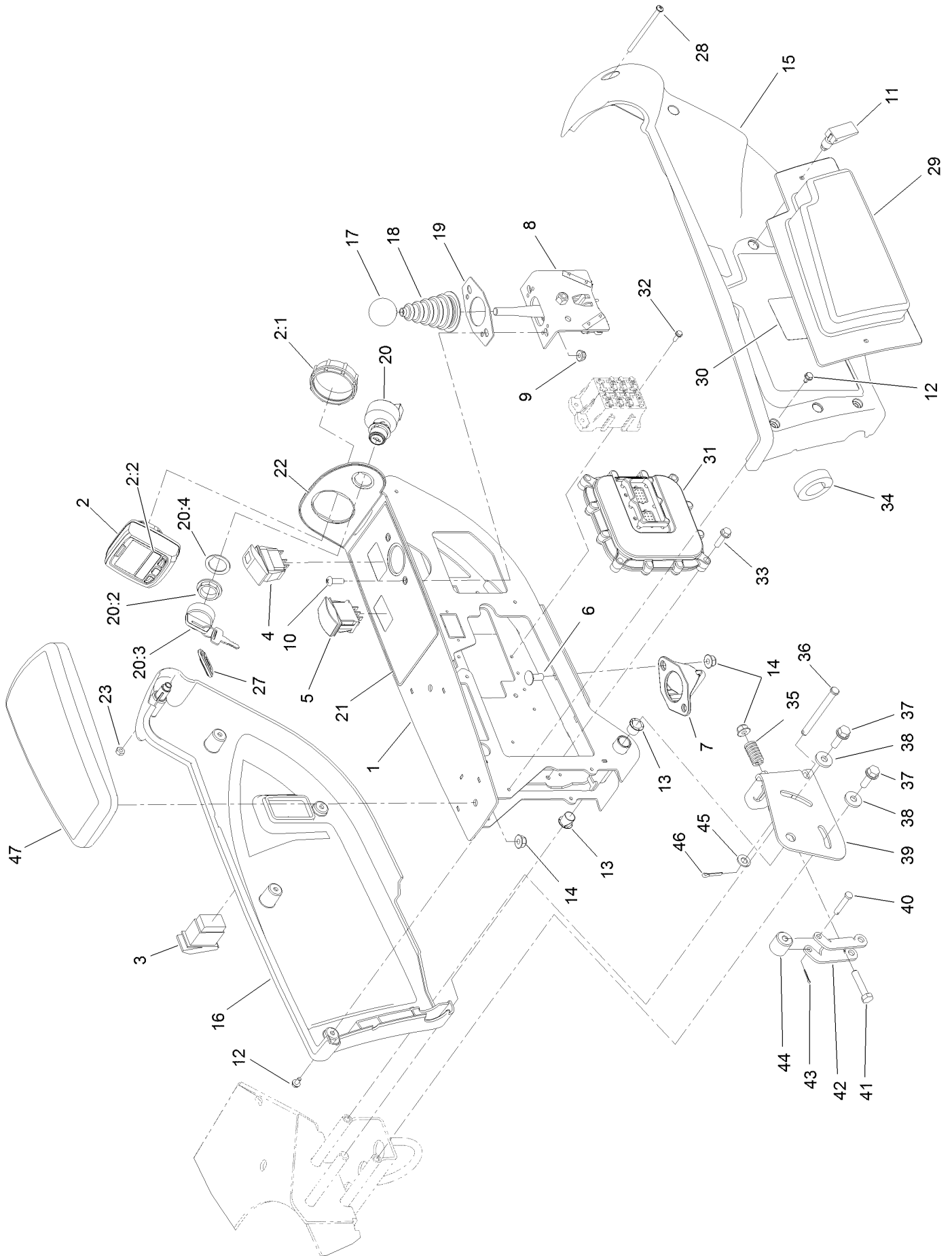


## Steering Valve Assembly No. 106-3621

Ref.	Part Number	Qty.	Description
1	106-6716	1	Seal Kit
1:1		1	Ring-Seal, Dust ●
1:2		1	Seal-Shaft ●
1:3		1	O-Ring ●
1:4		2	O-Ring ●
1:5		5	O-Ring ●

● Not serviced separately

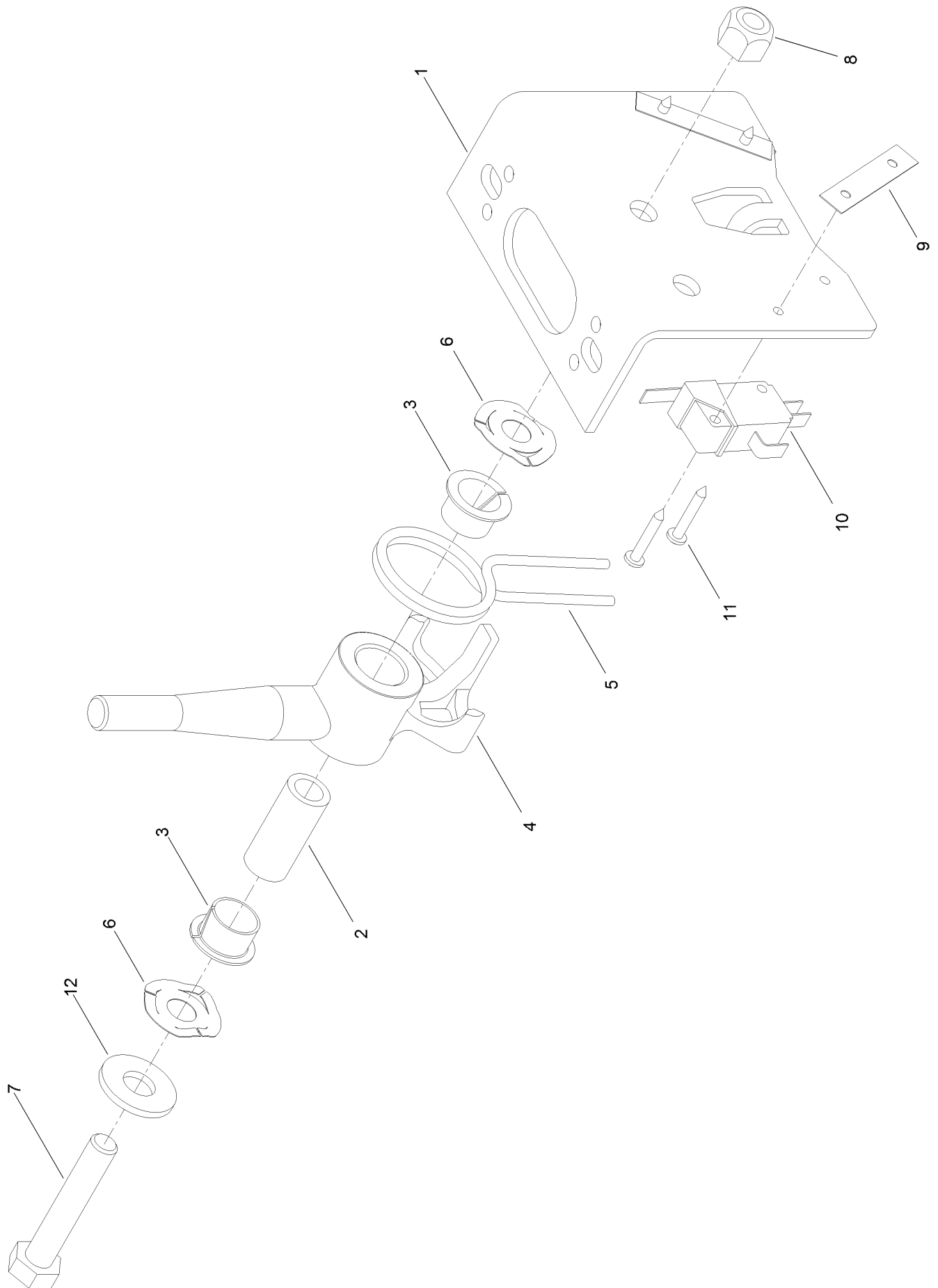
# Control Arm Assembly



## Control Arm Assembly (continued)

<i>Ref.</i>	<i>Part Number</i>	<i>Qty.</i>	<i>Description</i>	<i>Ref.</i>	<i>Part Number</i>	<i>Qty.</i>	<i>Description</i>
1	120-3801-03	1	Frame-Arm, Control	20:4	108-8659	1	Washer-Backup
2	120-6310	1	LCD Display ASM	21	125-8754	1	Decal-Panel, Control
2:1	120-4630	1	Nut-Display	22	120-4158	1	Decal-Console, Upper
2:2	120-6311	1	Decal-Display	23	3296-2	1	Nut-Lock, NI
3	95-8999	1	Switch	27	99-8970	1	Key-Latch, Hood
4	105-4232	1	Switch	28	3250-22	1	Screw-PPH
5	100-1535	1	Switch-Rocker, (On)-Off-(On)	29	114-0446	1	Panel-Access
6	3230-23	2	Bolt-CARR	30	117-0169	1	Decal-Fuses
7	125-1938	1	Latch	31	114-3321	1	Controller-Tec
8	120-5280	1	Bracket-Joystick	32	32144-87	4	Screw-HWHTF
9	104-7201	2	Nut-HF, NI	33	32144-86	4	Screw-HWHTF
10	3258-166	2	Screw-PRH	34	110-8912	1	Seal-Foam
11	74-5950	2	Latch-Swell	35	110-5331	1	Spring-Compression
12	104-2065	10	Screw-HWH	36	283-88	1	Pin-Clevis
13	256-257	2	Bushing-Nyliner	37	3234-29	2	Screw-HHF
14	104-8300	5	Nut-HF, NI	38	4-2390	2	Washer-Flat
15	108-7605	1	Cover-RH	39	110-5313-03	1	Bracket-Retainer
16	108-7604	1	Cover-LH	40	283-73	1	Pin-Clevis
17	233-42	1	Knob	41	322-7	1	Screw-HH
18	93-5961	1	Boot-Lever	42	110-5314	1	Latch
19	112-9181	1	Plate-Boot	43	3272-1	1	Pin-Cotter
20	106-5269	1	Ignition Switch ASM	44	110-8856	1	Spacer
20:2	108-8660	1	Nut-Mounting	45	3256-23	1	Washer-Plain
20:3	106-5270	1	Ignition Key Set	46	3272-10	1	Pin-Cotter
				47	108-7602	1	Rest-Arm

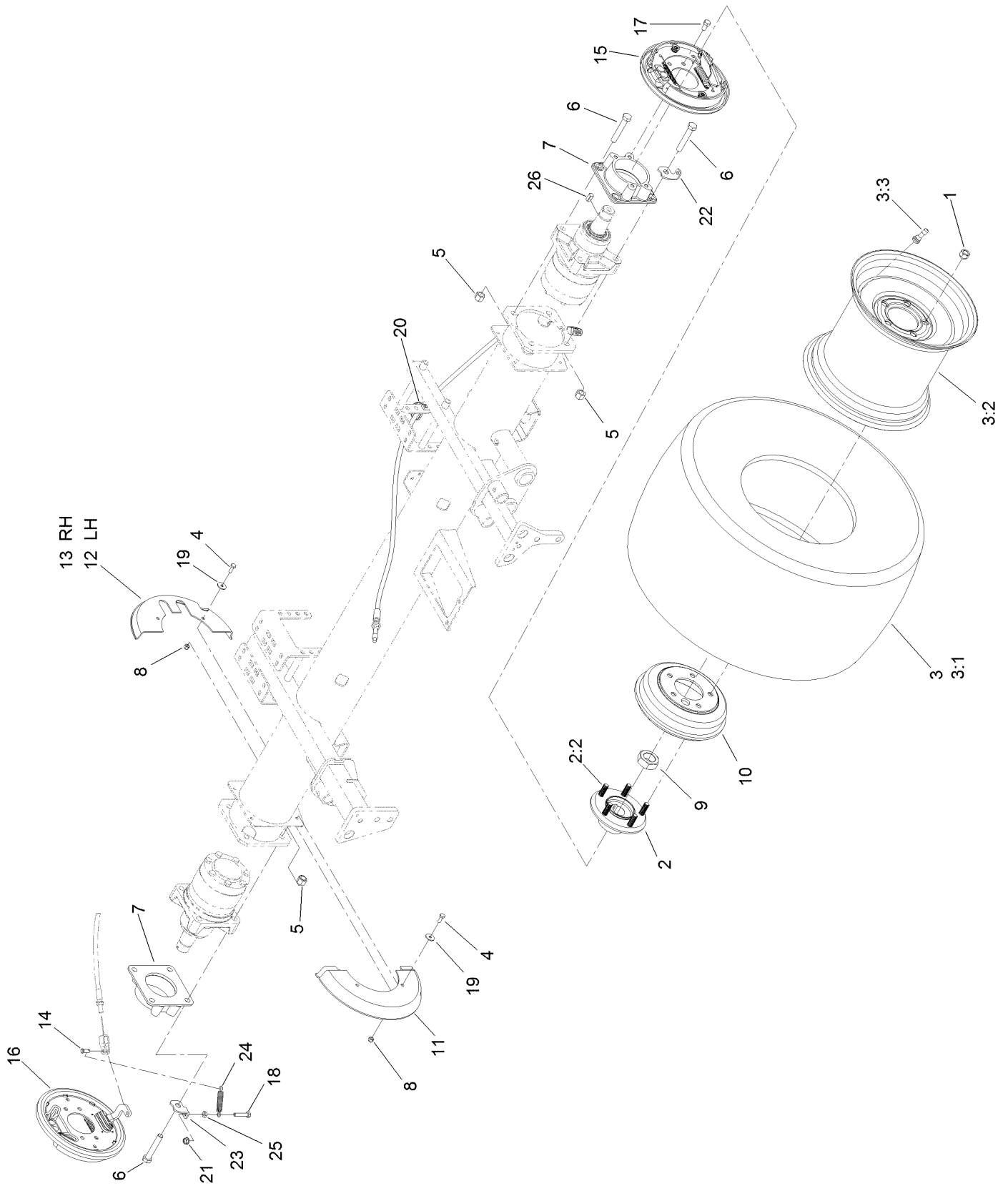
# Joystick Bracket Assembly No. 120-5280



# Joystick Bracket Assembly No. 120-5280 (continued)

<i>Ref.</i>	<i>Part Number</i>	<i>Qty.</i>	<i>Description</i>	<i>Ref.</i>	<i>Part Number</i>	<i>Qty.</i>	<i>Description</i>
1	115-5357-03	1	Bracket-Joystick	7	322-9	1	Screw-HH
2	106-4192	1	Spacer	8	3296-29	1	Nut-Lock, NI
3	93-5547	2	Bushing-Nylon	9	3290-354	2	Nut-Speed
4	119-3540	1	Hub-Pivot, Joystick	10	108-6496	2	Switch (W/Boot)
5	105-8289	1	Spring-Torsion	11	95-3003	4	Screw-PPHTF
6	106-4193	2	Washer-Finger, Spring	12	3256-3	1	Washer-Flat

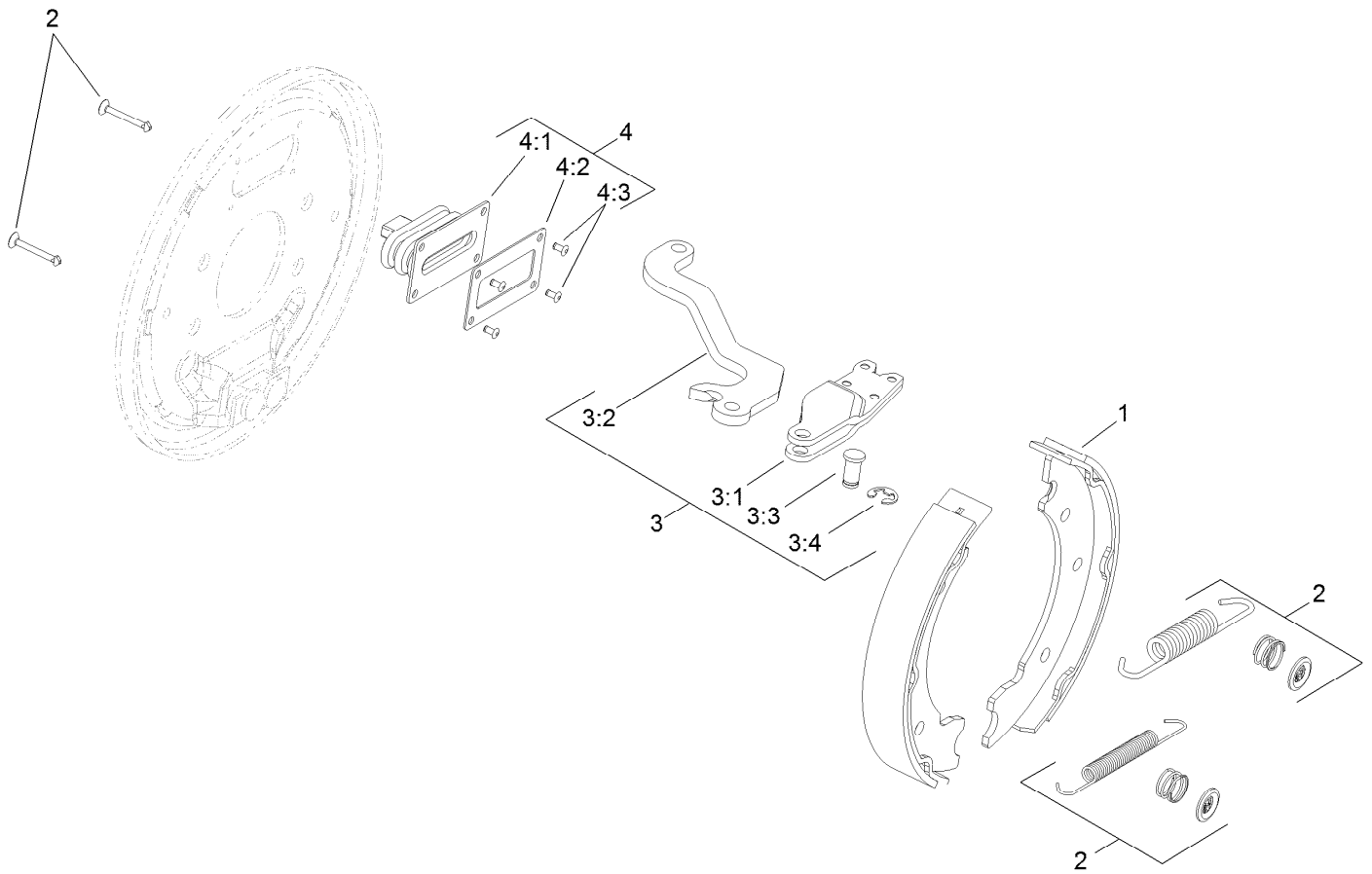
# Front Axle Assembly





## Front Axle Assembly (continued)

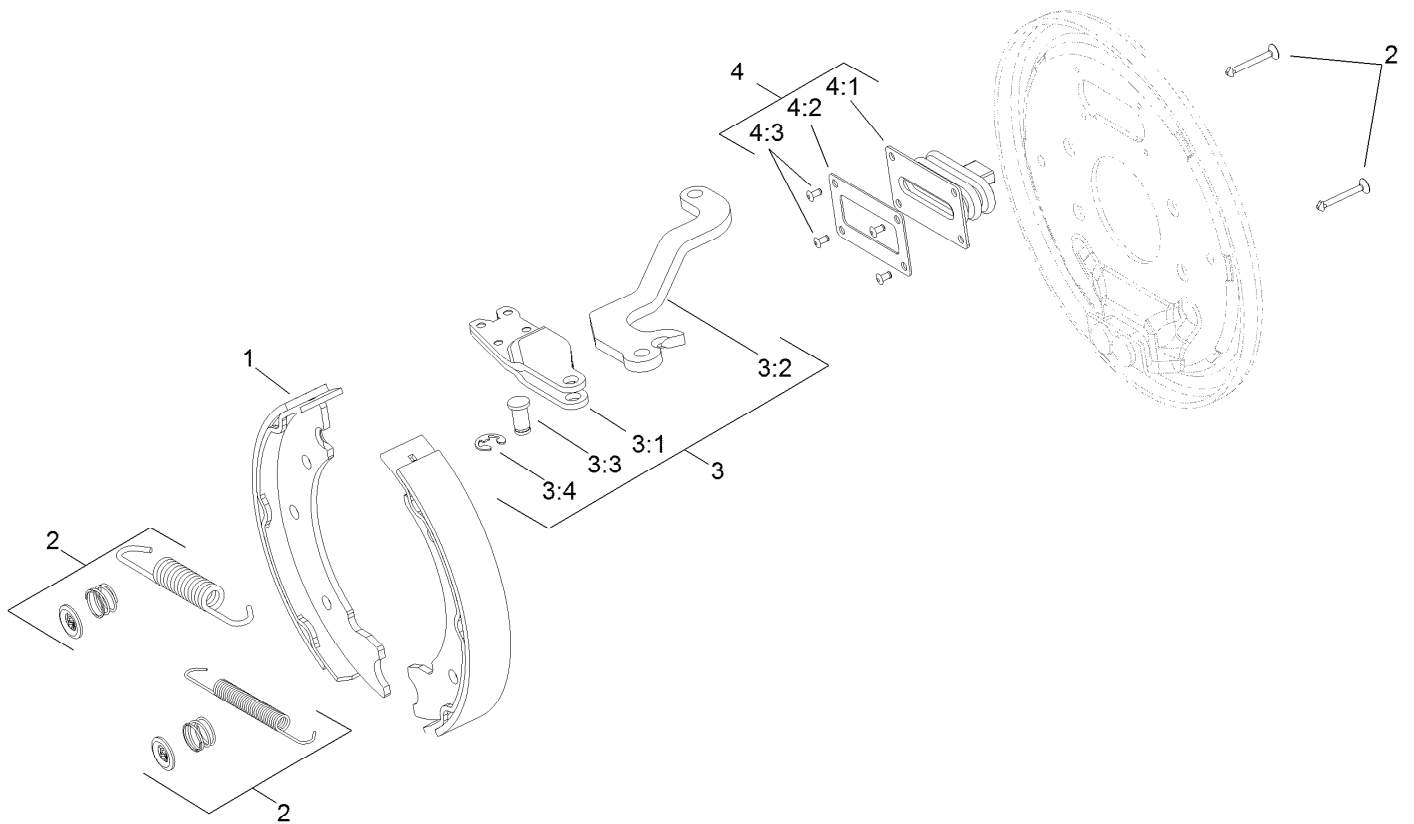
<i>Ref.</i>	<i>Part Number</i>	<i>Qty.</i>	<i>Description</i>	<i>Ref.</i>	<i>Part Number</i>	<i>Qty.</i>	<i>Description</i>
1	242-50	10	Nut-Lug	12	110-0951	1	Shield-Wheel, Rear (LH)
2	121-5631	2	Hub ASM	13	110-8878	1	Shield-Wheel, Rear (RH)
2:2	114-3918	5	Stud-Wheel	14	283-62	2	Pin-Clevis
3	117-5194	2	Tire ASM	15	120-6261	1	LH Brake ASM
3:1	117-5196	1	Tire	16	120-6260	1	RH Brake ASM
3:2	117-5197	1	Wheel	17	323-4	8	Screw-HH
3:3	232-27	1	Stem-Valve	18	322-7	2	Screw-HH
4	321-4	8	Screw-HH	19	3256-67	8	Washer
5	3296-23	8	Nut-Lock, NI	20	3290-378	2	Tie-Cable
6	325-12	8	Screw-HH	21	104-8300	2	Nut-HF, NI
7	120-6253-03	2	Adapter-Brake	22	120-6267	1	Clip-Spring, LH
8	3296-42	8	Nut-Lock, NI	23	120-6266	1	Clip-Spring, RH
9	117-3290	2	Nut-Hex	24	87-4020	2	Spring-Extension
10	114-8864	2	Drum-Brake	25	3218-2	2	Nut-Hex Jam
11	110-0950	2	Shield-Wheel, Front	26	117-5198	2	Key-Square



## LH Brake Assembly No. 120-6261

Ref.	Part Number	Qty.	Description
1	108-6981	1	Brake Shoe Kit
2	108-6983	1	Brake Hardware Kit
3	110-8910	1	LH Actuator Kit
3:1		1	Housing ●
3:2		1	Lever-LH ●
3:3		1	Pin-Pivot ●
3:4		1	E-Ring ●
4	110-8885	1	Dust Boot Kit
4:1		1	Boot ●
4:2		1	Plate-Back Up ●
4:3		2	Rivet ●

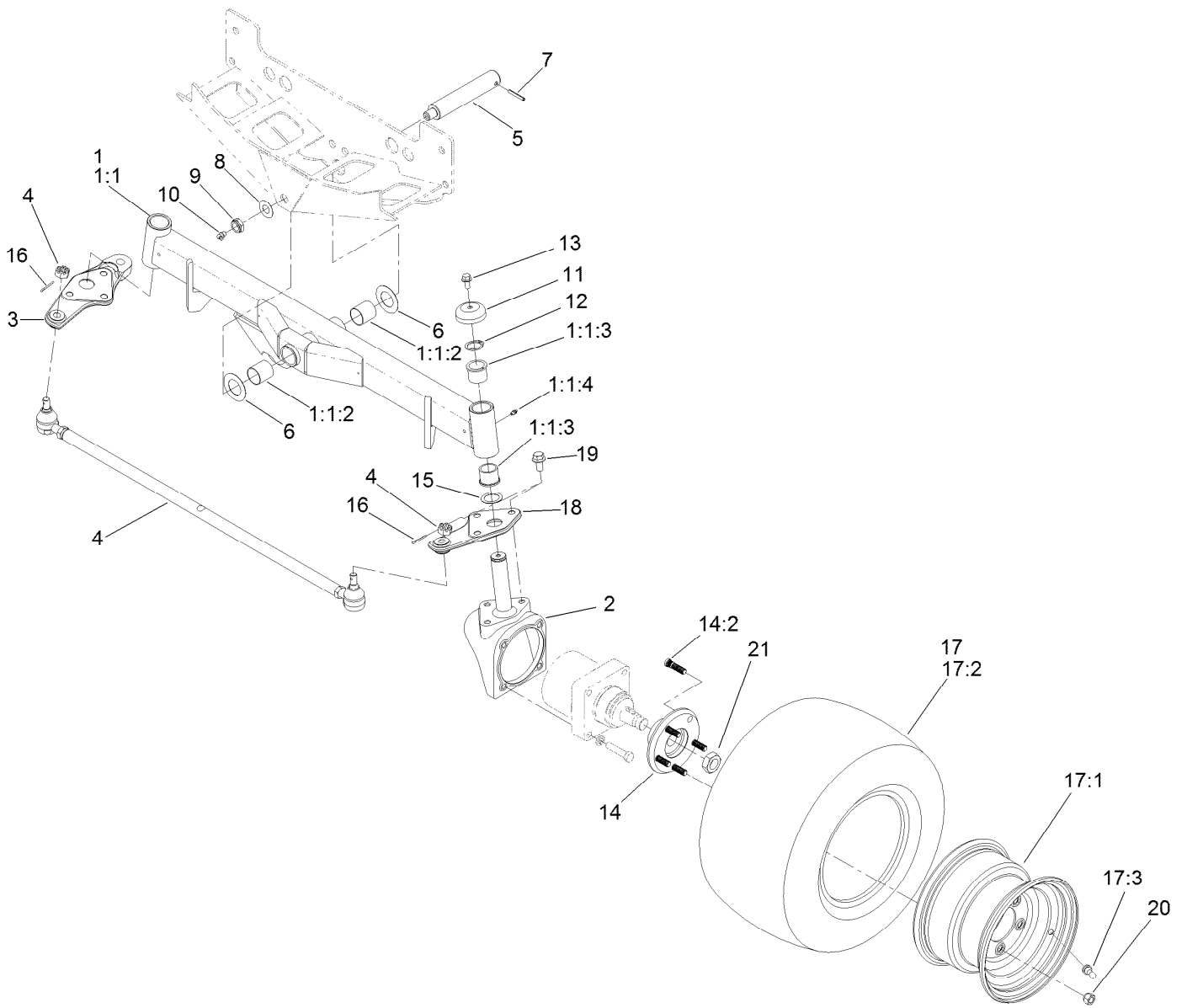
● Not serviced separately



## RH Brake Assembly No. 120-6260

Ref.	Part Number	Qty.	Description
1	108-6981	1	Brake Shoe Kit
2	108-6983	1	Brake Hardware Kit
3	110-8884	1	RH Actuator Kit
3:1		1	Housing ●
3:2		1	Lever-RH ●
3:3		1	Pin-Pivot ●
3:4		1	E-Ring ●
4	110-8885	1	Dust Boot Kit
4:1		1	Boot ●
4:2		1	Plate-Back Up ●
4:3		2	Rivet ●

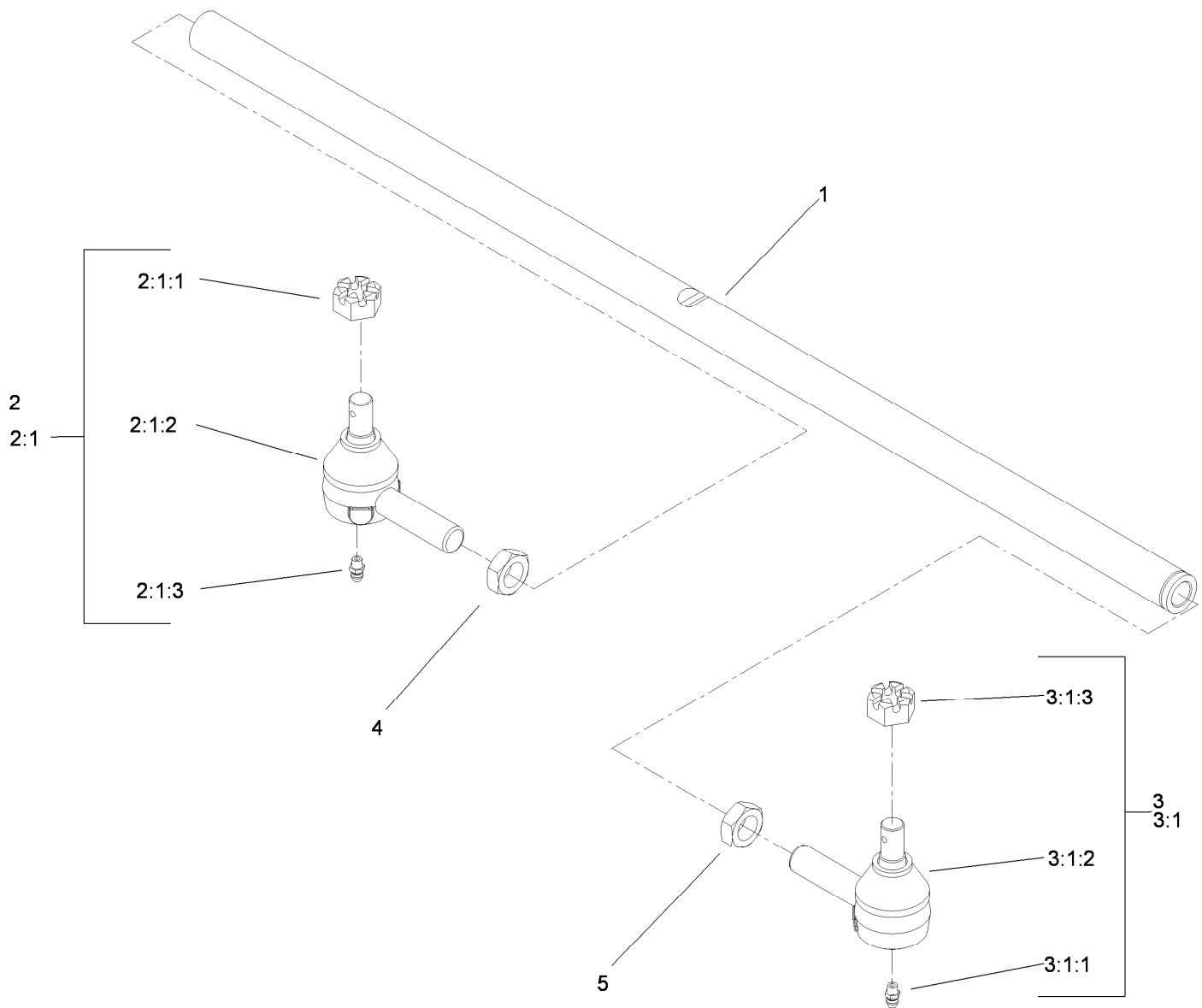
● Not serviced separately



## Front Axle Assembly

Ref.	Part Number	Qty.	Description	Ref.	Part Number	Qty.	Description
1	117-0256-03	1	Axle ASM	12	32151-77	2	Ring-Retaining, External
1:1		1	Axle ●	13	3234-1	2	Screw-HHF
1:1:2	99-6964	2	Bushing-Axle	14	121-5633	2	Hub ASM
1:1:3	104-0015	4	Bushing-Flange	14:2	114-3918	5	Stud-Wheel
1:1:4	302-5	2	Fitting-Grease	15	76-2980	2	Washer-Thrust
2	107-4517-03	2	Housing-Motor	16	3272-12	2	Pin-Cotter
3	110-5295-03	1	Link-Drag, RH	17	117-0281	2	Rim And Tire ASM
4	110-5334-03	1	Tie Rod ASM	17:1	117-0280	1	Rim
5	98-8173	1	Pin-Pivot, Axle	17:2	117-5125	1	Tire
6	99-8432	2	Washer-Thrust	17:3	232-27	1	Stem-Valve
7	32121-32	1	Pin-Roll	18	110-5297-03	1	Link-Drag, LH
8	71-4540	1	Washer-Thrust	19	3234-6	6	Screw-HHF
9	3296-15	1	Nut-Lock, NI	20	242-50	10	Nut-Lug
10	302-33	1	Fitting-Grease	21	26-3790	2	Nut-Lock
11	69-8890	2	Cap-Spindle				

● Not serviced separately

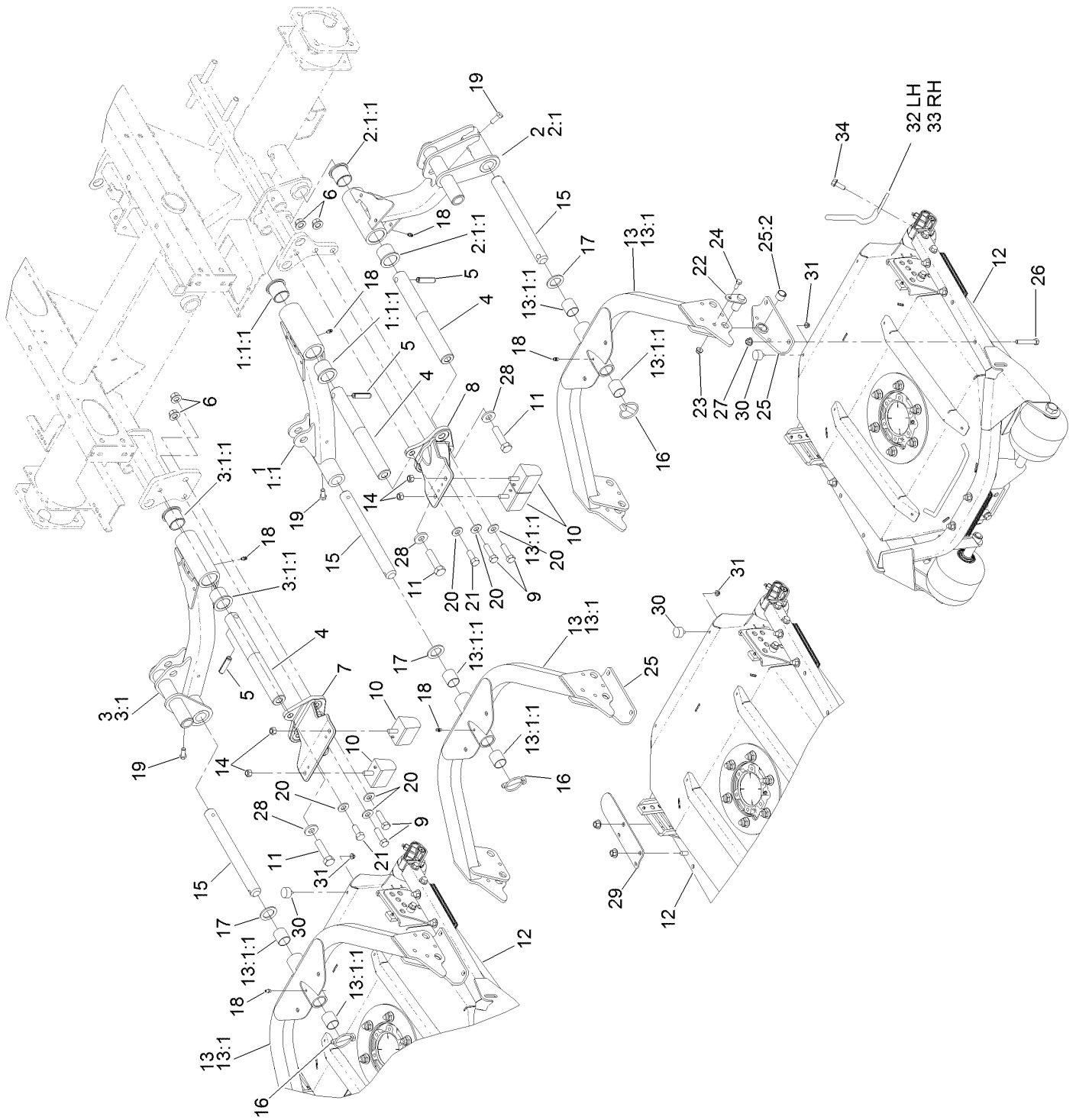


## Tie Rod Assembly No. 110-5334-03

Ref.	Part Number	Qty.	Description
1	110-5335	1	Rod-Tie
2	71-4740-03	1	RH Tie Rod End ASM
2:1		1	End-Rod, Tie (RH) ●
2:1:1	105-7941	1	Nut-Hex, Slotted
2:1:2	105-7835	1	Seal
2:1:3	302-5	1	Fitting-Grease
3	2411-46-03	1	LH Tie Rod ASM
3:1		1	End-Rod, Tie (LH) ●
3:1:1	302-5	1	Fitting-Grease
3:1:2	105-7835	1	Seal
3:1:3	105-7941	1	Nut-Hex, Slotted
4	84-5300	1	Nut-Jam
5	110-5337	1	Nut-Jam

● Not serviced separately

# No. 1, 4 and 5 Lift Arm and Deck Assembly

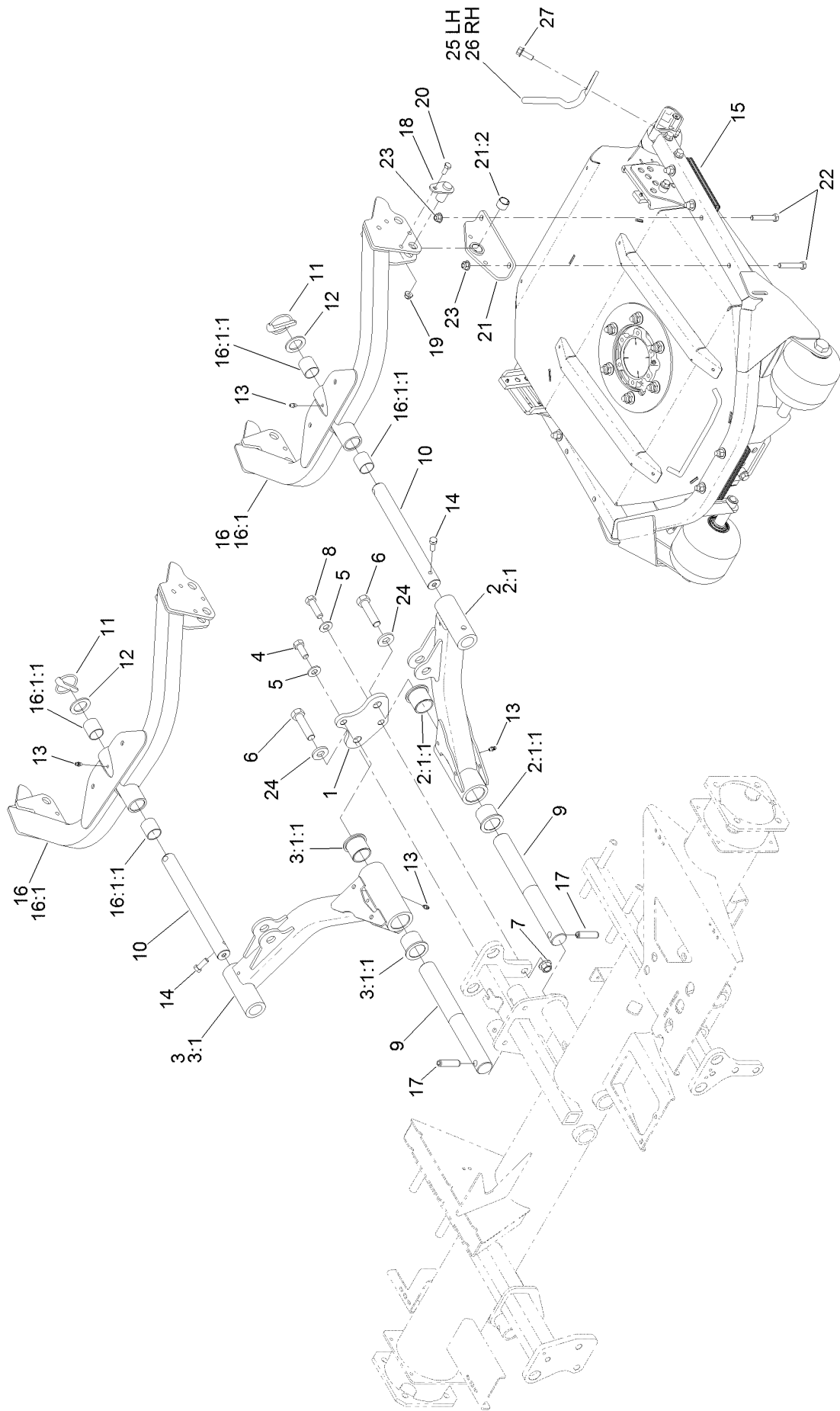


## No. 1, 4 and 5 Lift Arm and Deck Assembly (continued)

<i>Ref.</i>	<i>Part Number</i>	<i>Qty.</i>	<i>Description</i>	<i>Ref.</i>	<i>Part Number</i>	<i>Qty.</i>	<i>Description</i>
1	114-0381-03	1	Arm No. 1 ASM	14	33025-00	4	Nut-Lock, NI
1:1		1	Arm ●	15	105-7560	3	Shaft-Cu Pivot
1:1:1	69-6470	2	Bushing-Caster	16	283-71	3	Pin-Lynch
2	114-0384-03	1	Arm No. 4 ASM	17	3-6781	3	Washer-Thrust
2:1		1	Arm ●	18	302-5	6	Fitting-Grease
2:1:1	69-6470	2	Bushing-Caster	19	323-6	3	Screw-HH
3	114-0385-03	1	Arm No. 5 ASM	20	87-7270	6	Washer-Thrust
3:1		1	Arm ●	21	325-5	2	Screw-HH
3:1:1	69-6470	2	Bushing-Caster	22	117-0132	6	Pin
4	117-0208	3	Shaft-Pivot, Liftarm	23	104-8300	6	Nut-HF, NI
5	32121-122	3	Pin-Roll	24	322-3	6	Screw-HH
6	99-5107	4	Nut-Lock	25	117-0118	6	Pivot ASM
7	117-0250-03	1	Tippe-RH	25:2	108-8482	1	Bushing-Sleeve
8	117-0252-03	1	Tipper-LH	26	323-11	12	Screw-HH
9	325-7	4	Screw-HH	27	104-8301	12	Nut-HF, NI
10	87-3470	4	Bumper	28	99-7667	3	Washer-Flat
11	327-7	3	Screw-HH	29	105-9831-03	1	Bracket-Bumper, No. 1
12	30845	3	22 Inch Contour Plus Deck ASM	30	240-14	3	Bumper-Rubber
13	108-7384-03	3	Carrier Frame ASM	31	104-7201	3	Nut-HF, NI
13:1		1	Frame-Carrier ●	32	127-2613-03	1	Guard-Foot, LH
13:1:1	108-4000	2	Bushing	33	127-2614-03	1	Guard-Foot, RH
				34	3234-11	2	Screw-HHF

● Not serviced separately

# No. 2 and 3 Lift Arm and Deck Assembly

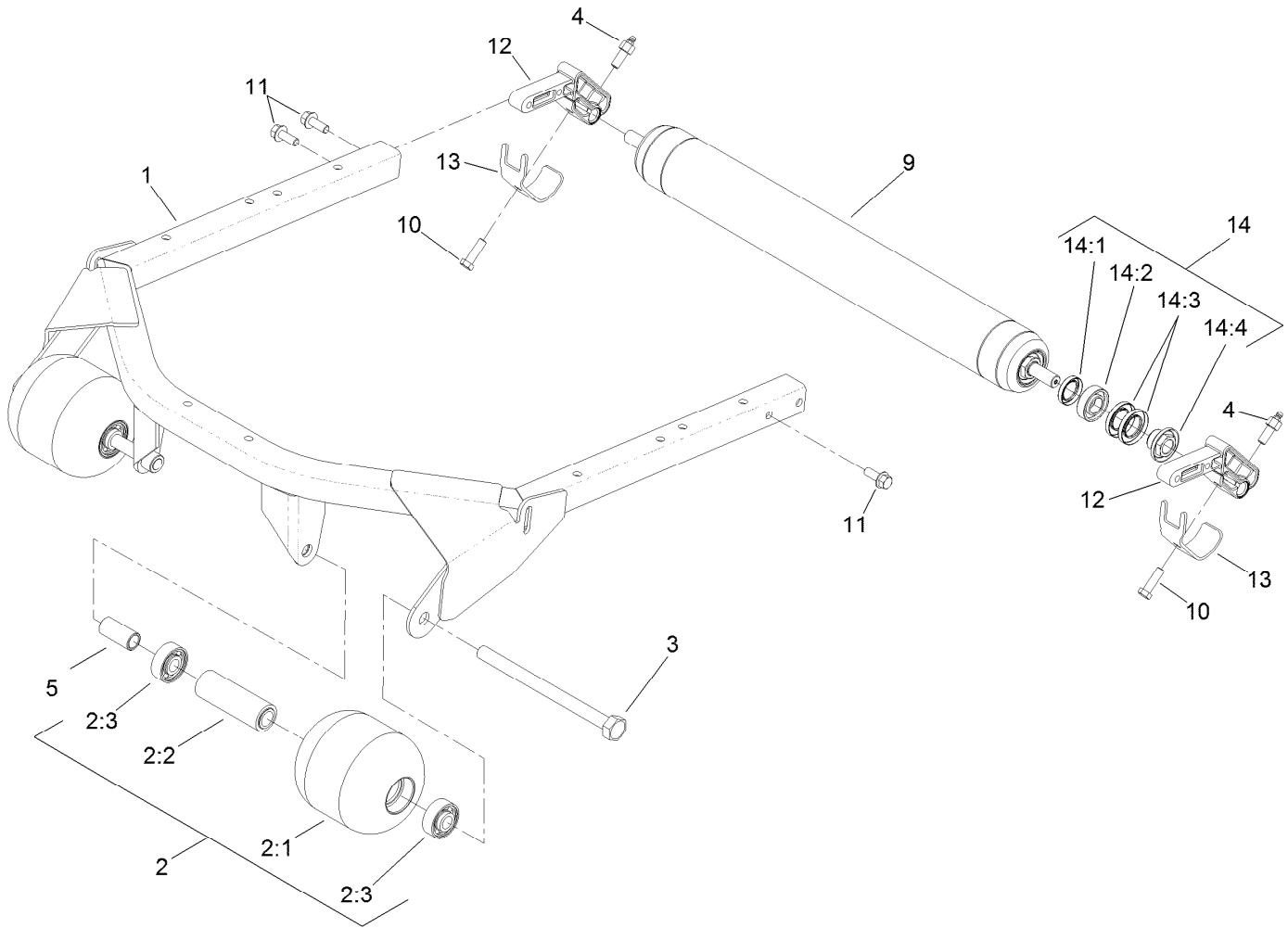




## No. 2 and 3 Lift Arm and Deck Assembly (continued)

<i>Ref.</i>	<i>Part Number</i>	<i>Qty.</i>	<i>Description</i>	<i>Ref.</i>	<i>Part Number</i>	<i>Qty.</i>	<i>Description</i>
1	114-0352-01	1	Plate-Bridge, No. 2 And 3	15	30845	2	22 Inch Contour Plus Deck ASM
2	114-0382-03	1	Arm No. 2 ASM	16	108-7384-03	2	Carrier Frame ASM
2:1		1	Arm ●	16:1		1	Frame-Carrier ●
2:1:1	69-6470	2	Bushing-Caster	16:1:1	108-4000	2	Bushing
3	114-0383-03	1	Arm No. 3 ASM	17	32121-122	2	Pin-Roll
3:1		1	Arm ●	18	117-0132	4	Pin
3:1:1	69-6470	2	Bushing-Caster	19	104-8300	4	Nut-HF, NI
4	325-5	1	Screw-HH	20	322-3	4	Screw-HH
5	87-7270	2	Washer-Thrust	21	117-0118	4	Pivot ASM
6	327-7	2	Screw-HH	21:2	108-8482	1	Bushing-Sleeve
7	99-5107	1	Nut-Lock	22	323-11	8	Screw-HH
8	325-7	1	Screw-HH	23	104-8301	8	Nut-HF, NI
9	117-0208	2	Shaft-Pivot, Liftarm	24	99-7667	2	Washer-Flat
10	105-7560	2	Shaft-Cu Pivot	25	127-2613-03	1	Guard-Foot, LH
11	283-71	2	Pin-Lynch	26	127-2614-03	1	Guard-Foot, RH
12	3-6781	2	Washer-Thrust	27	3234-11	2	Screw-HHF
13	302-5	4	Fitting-Grease				
14	323-6	2	Screw-HH				

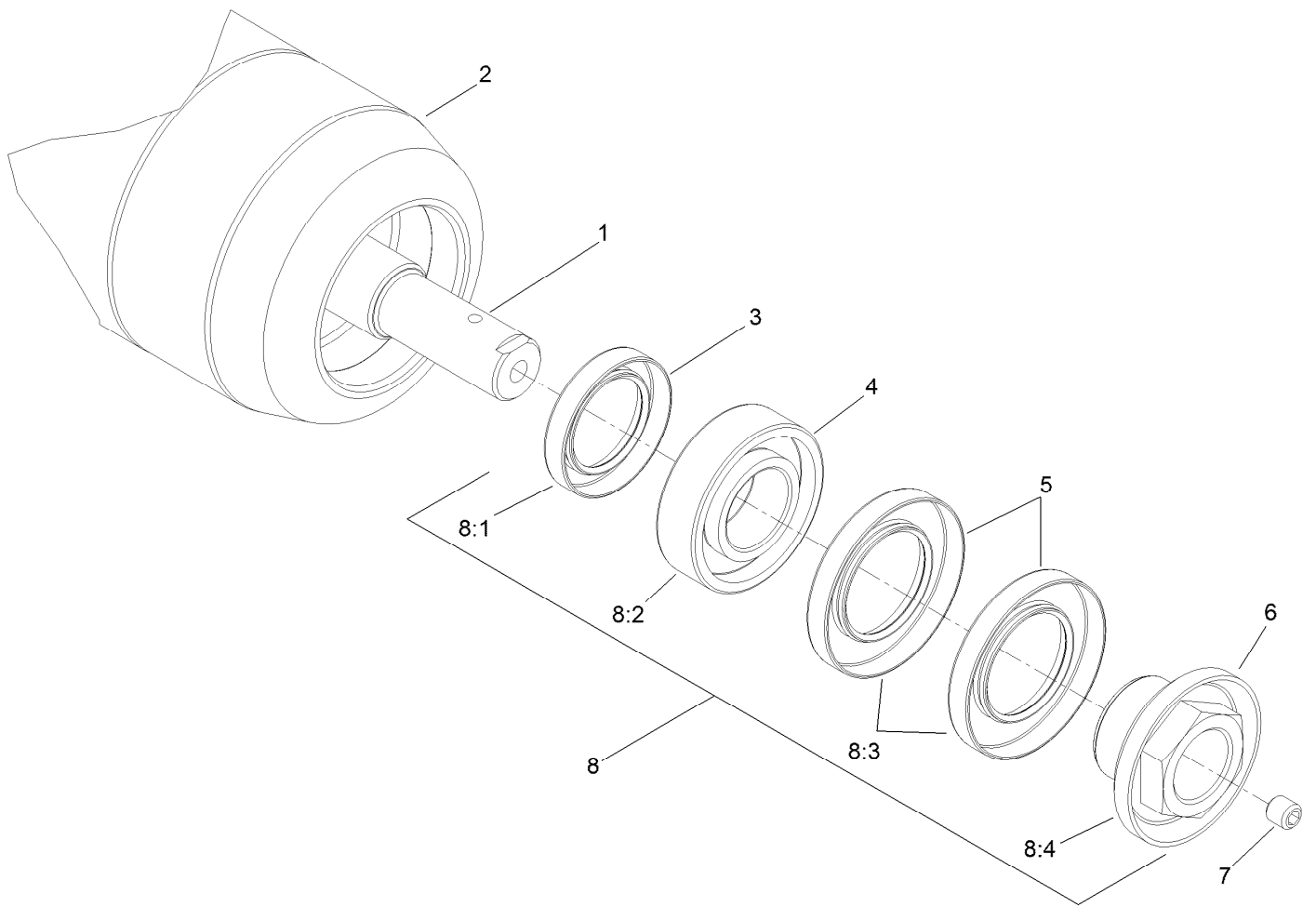
● Not serviced separately



## Roller and Carrier Frame Assembly

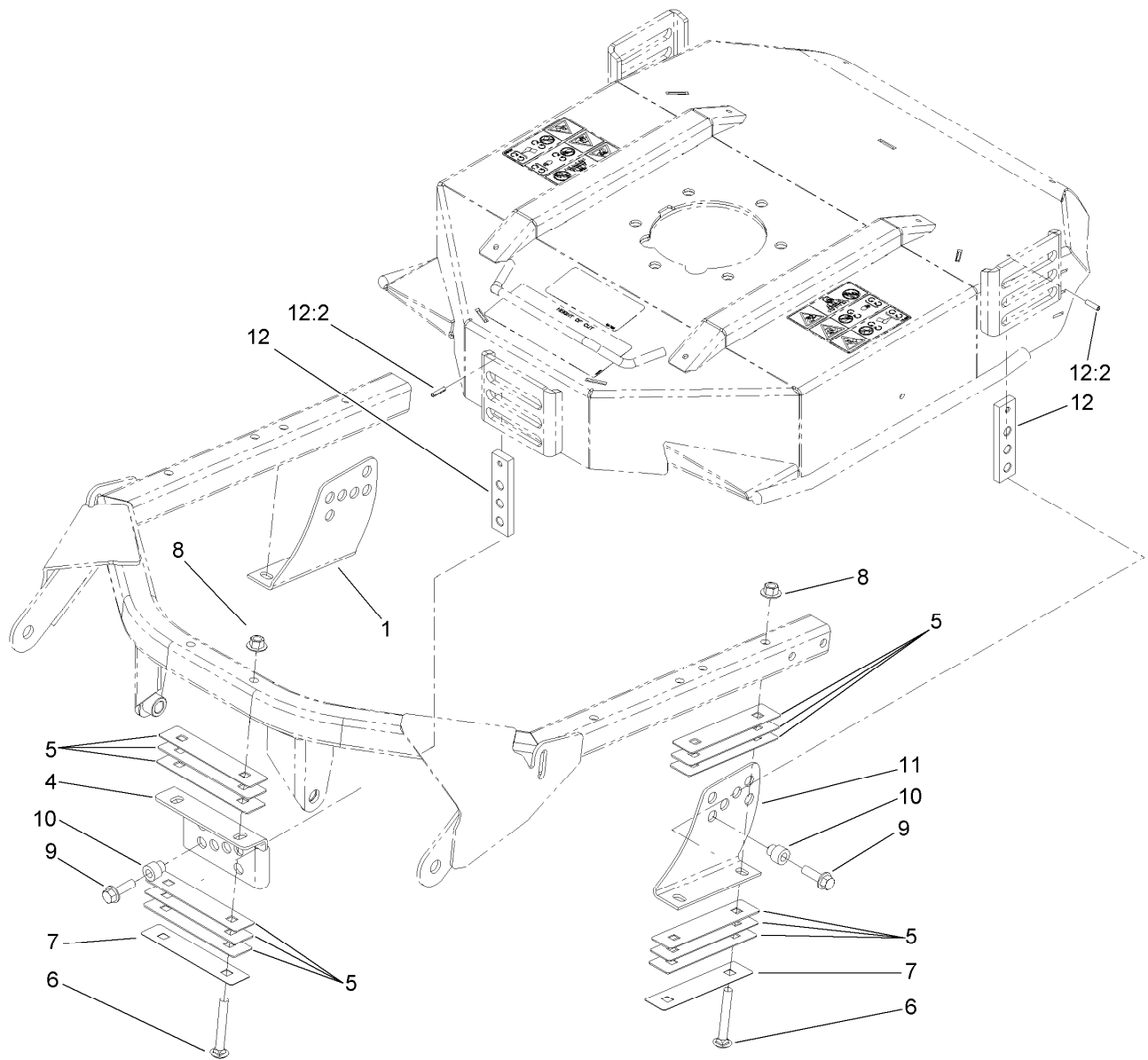
Ref.	Part Number	Qty.	Description
1	114-0440-03	1	Support-Deck
2	115-3418	2	Roller ASM
2:1	104-1093	1	Roller
2:2	100-5762	1	Spacer-Bearing
2:3	120-3366	2	Bearing
3	117-0172	2	Screw-HH
4	127-6422	2	Screw-Grease, Roller
5	114-0430	2	Tube-Seg, Roller
9	108-7387	1	Roller ASM

Ref.	Part Number	Qty.	Description
10	323-7	2	Screw-HH
11	3234-11	4	Screw-HHF
12	112-5268	2	Mount-Roller
13	107-7816	2	Bracket-Skid
14	114-5430	1	Roller Rebuild Kit
14:1	114-3717	2	Seal-Oil
14:2	112-5290	2	Bearing-Steel, Stainless
14:3	112-7494	4	Seal
14:4	114-5411	2	Nut-Lock, Bearing



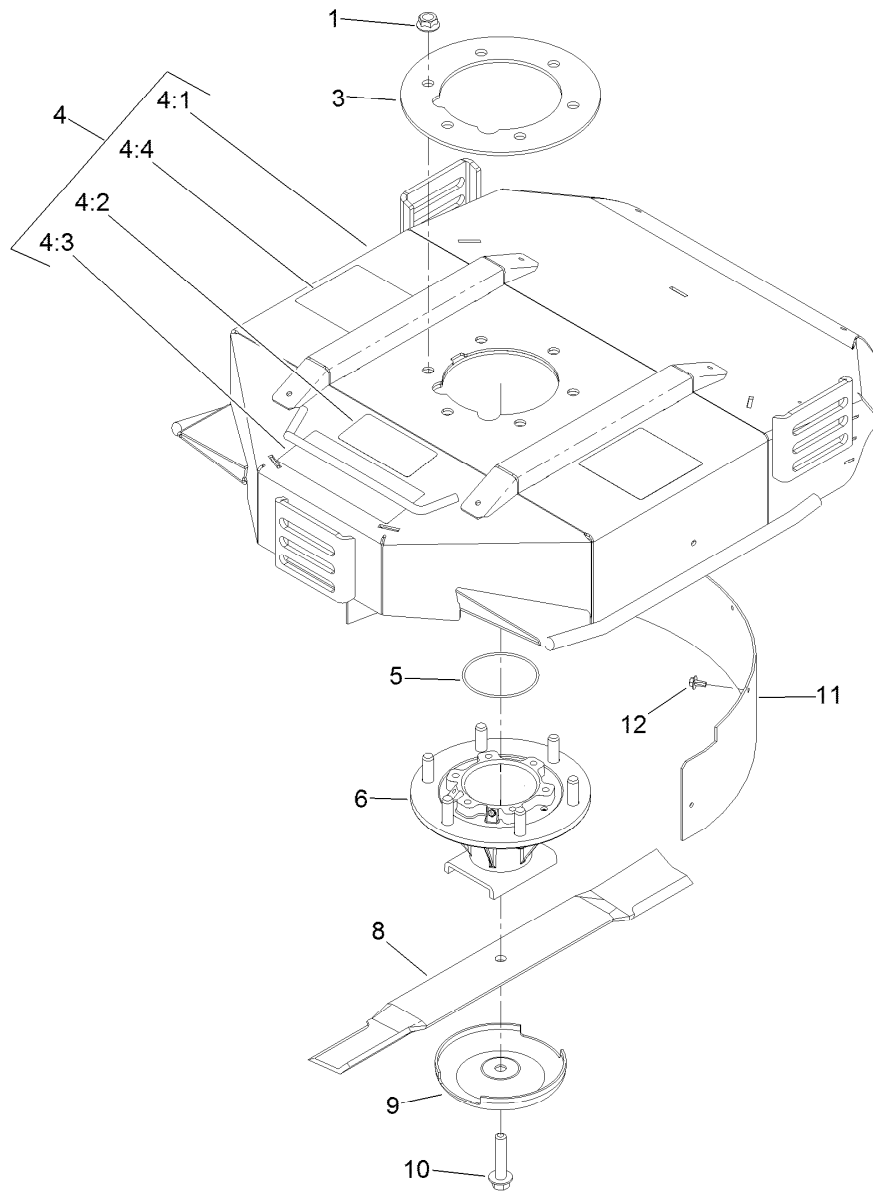
## Roller Assembly No. 108-7387

<i>Ref.</i>	<i>Part Number</i>	<i>Qty.</i>	<i>Description</i>
1	108-7388	1	Shaft-Roller
2	108-7389-03	1	Roller Tube ASM
3	114-3717	2	Seal-Oil
4	112-5290	2	Bearing-Steel, Stainless
5	112-7494	4	Seal
6	114-3745	2	Nut-Lock, Bearing
7	108-0989	2	Screw-Set
8	114-5430	1	Roller Rebuild Kit
8:1	114-3717	2	Seal-Oil
8:2	112-5290	2	Bearing-Steel, Stainless
8:3	112-7494	4	Seal
8:4	114-5411	2	Nut-Lock, Bearing



## Height-of-Cut Assembly

Ref.	Part Number	Qty.	Description
1	108-7391-03	1	Bracket-HOC, RH
4	104-1052-03	1	Bracket-HOC, Front
5	100-5799	18	Shim-HOC, .060 Inch
6	3231-9	6	Screw-CARR
7	104-4641	3	Shim-HOC, .030 Inch
8	32128-43	6	Nut-Flange
9	3234-24	3	Screw-HHF
10	121-3575	3	Spacer-HOC
11	108-7392-03	1	Bracket-HOC,LH
12	105-9225	3	HOC Plate ASM
12:2	32121-3	1	Pin-Spring

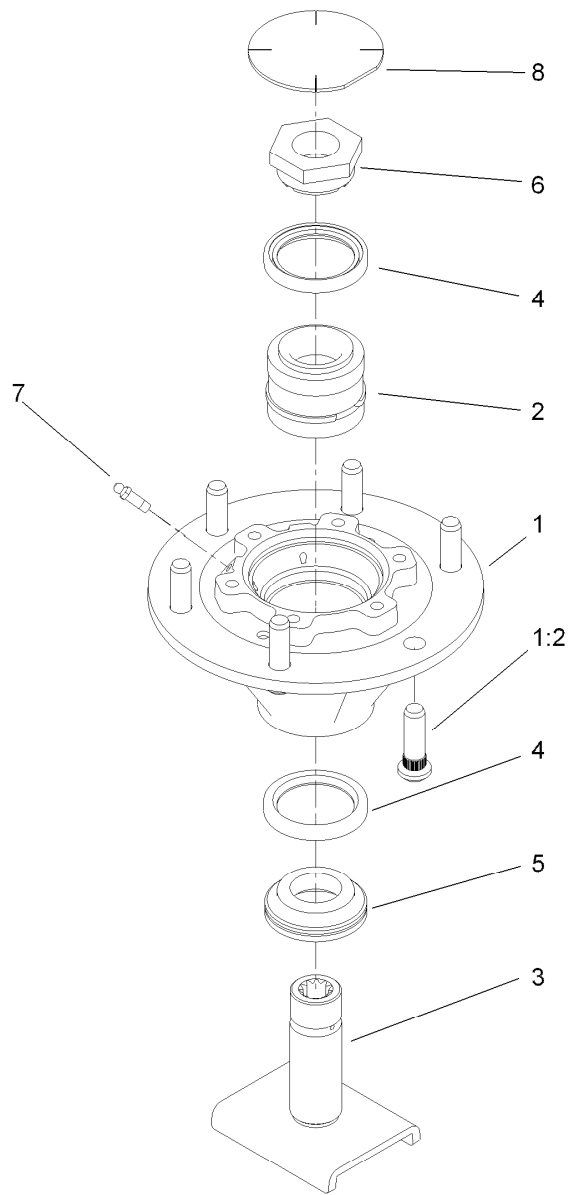


## Spindle, Blade and Chamber Assembly

Ref.	Part Number	Qty.	Description
1	32128-39	6	Nut-HHF
3	104-1051-03	1	Plate-Spindle
4	108-7373	1	Chamber ASM
4:1		1	Chamber ●
4:2	93-7818	1	Decal-Torque, Blade Bolt
4:3	104-1086	1	Decal-HOC
4:4	117-4764	2	Decal-Danger
5	237-161	1	O-Ring
6	115-3435	1	Spindle ASM

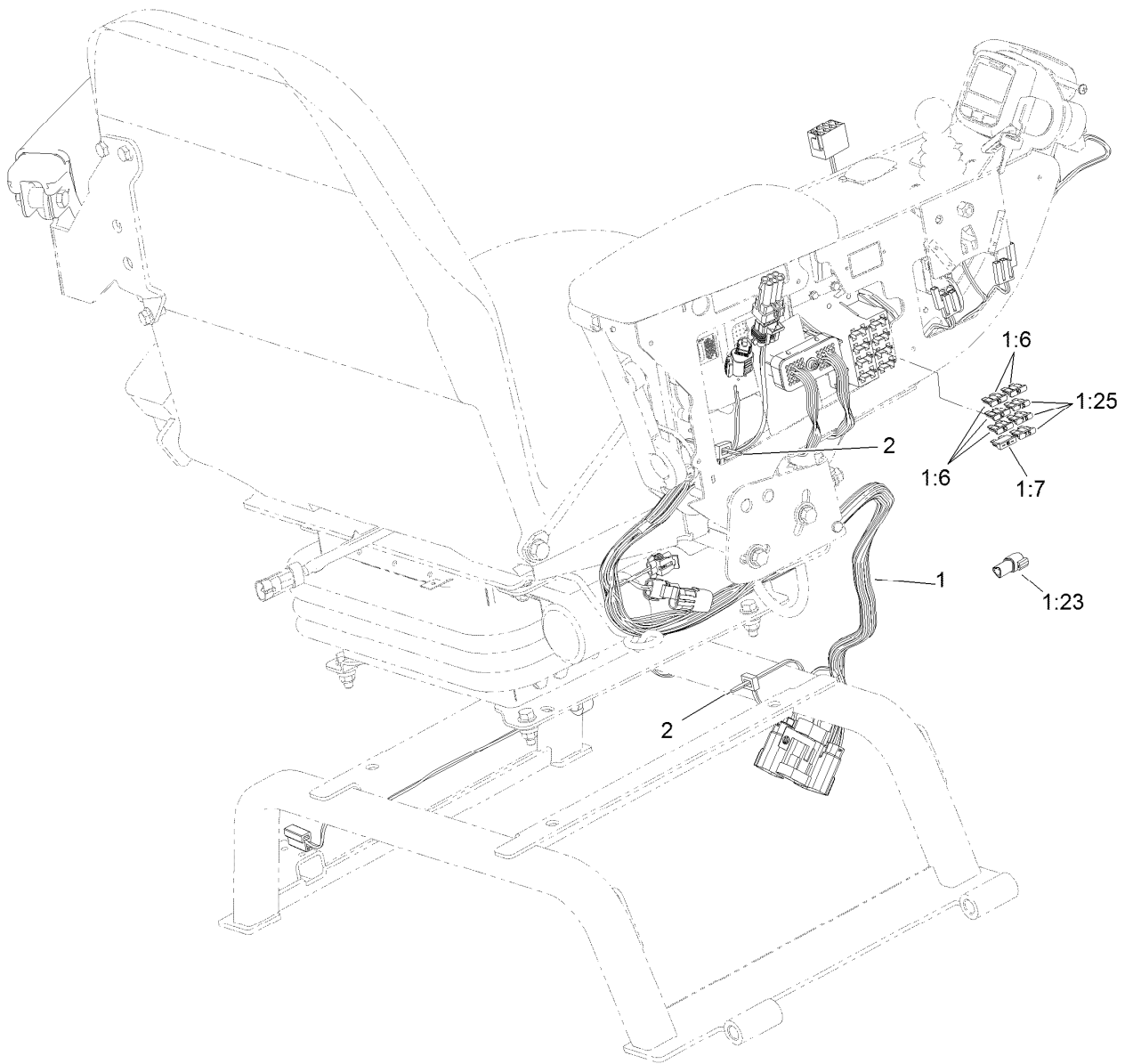
Ref.	Part Number	Qty.	Description
8	108-7395-03	1	Blade-Combo, 22In
8	114-0434-03	1	Blade-High Lift, 22In
8	114-0435-03	1	Blade-Atomic, 22In
8	117-0209-03	1	Blade-Angle Sail, 22In
9	72-9361	1	Cup-Scalp, Anti
10	92-5816	1	Bolt-Blade
11	108-7409-01	1	Baffle-Mulching
12	46-8560	5	Screw-HHFTF

● Not serviced separately



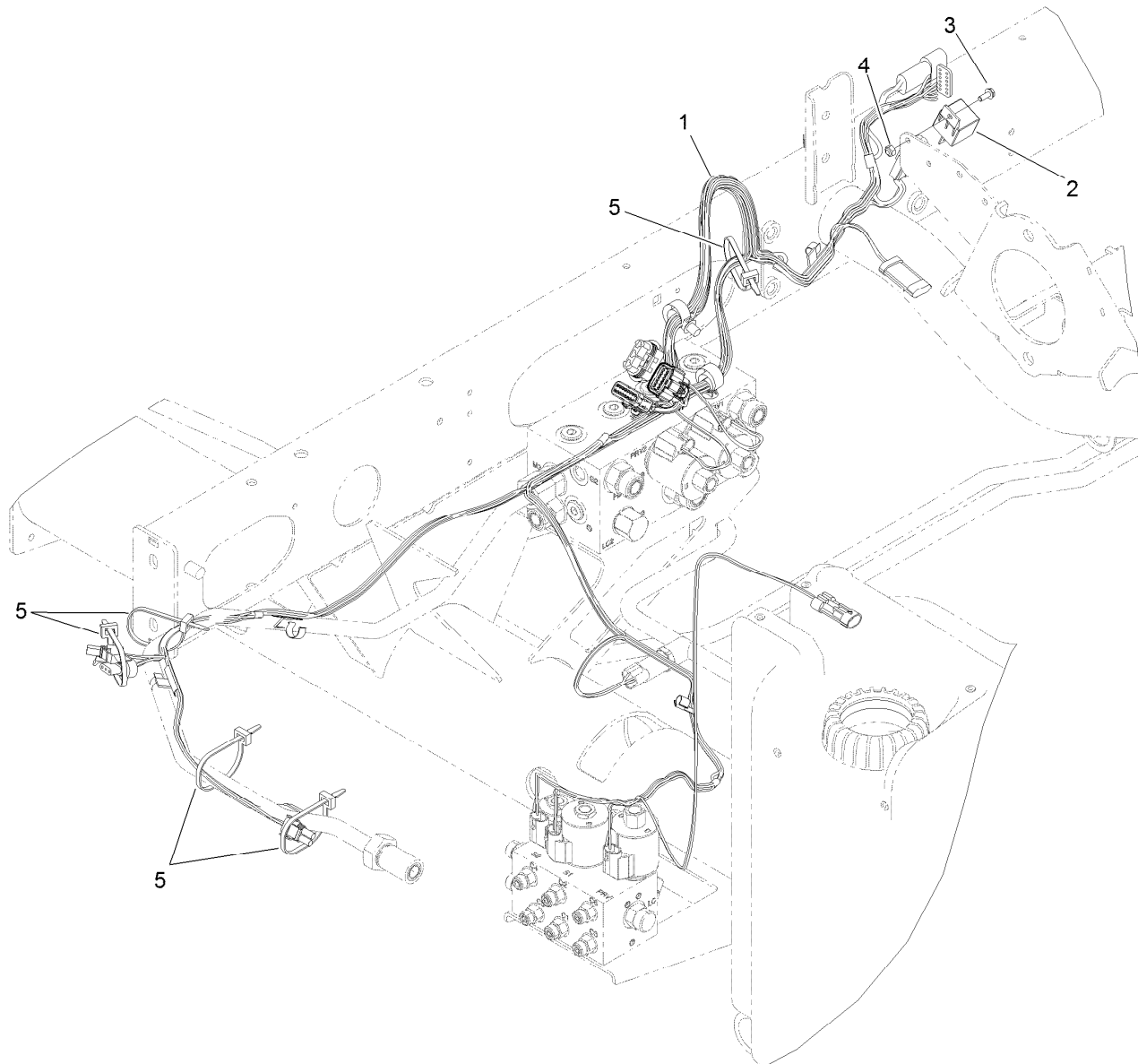
## Spindle Assembly No. 115-3435

<i>Ref.</i>	<i>Part Number</i>	<i>Qty.</i>	<i>Description</i>
1	115-3434	1	Spindle
1:2	10-6830	6	Stud-Type, Drive
2	100-5703	1	Spacer And Bearing ASM
3	100-5705	1	Spindle Shaft ASM
4	253-154	2	Seal-Oil
5	69-6950	1	Spacer-Shaft, Spindle
6	100-5709	1	Nut-Spindle, Spcl
7	302-62	2	Fitting-Grease
8	94-2703	1	Plug



## Seat and Control Arm Wiring Harness Assembly

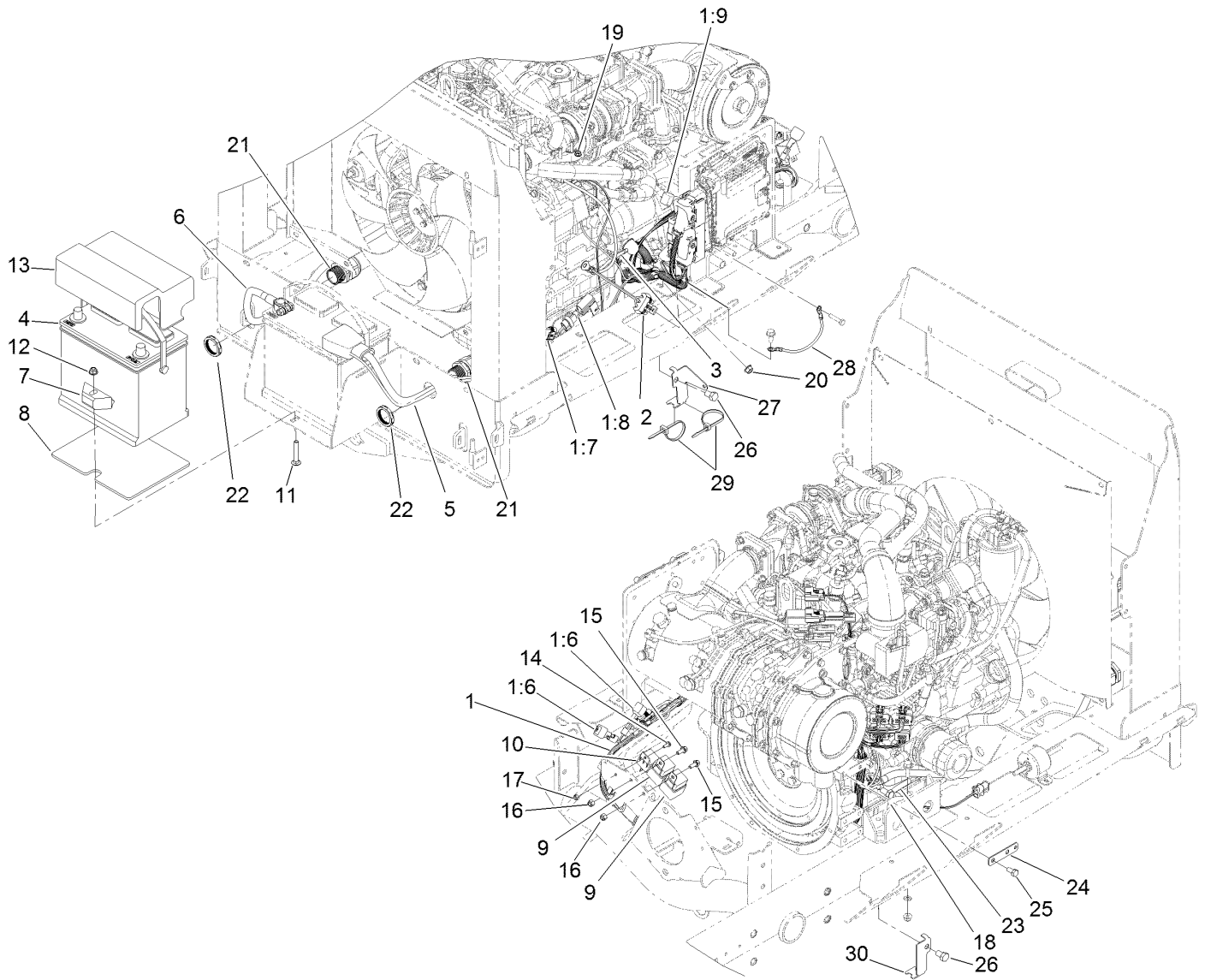
<i>Ref.</i>	<i>Part Number</i>	<i>Qty.</i>	<i>Description</i>
1	115-8081	1	Harness-Wire, Seat
1:6	218-578	3	Fuse-Blade, 10 Amp
1:7	109355	1	Fuse-Blade, 15 Amp
1:23	32180-043	1	Resistor-120 Ohm
1:25	114241	3	Fuse-Blade, 7.5 Amp
2	3290-378	3	Tie-Cable



## Main Wiring Harness Assembly

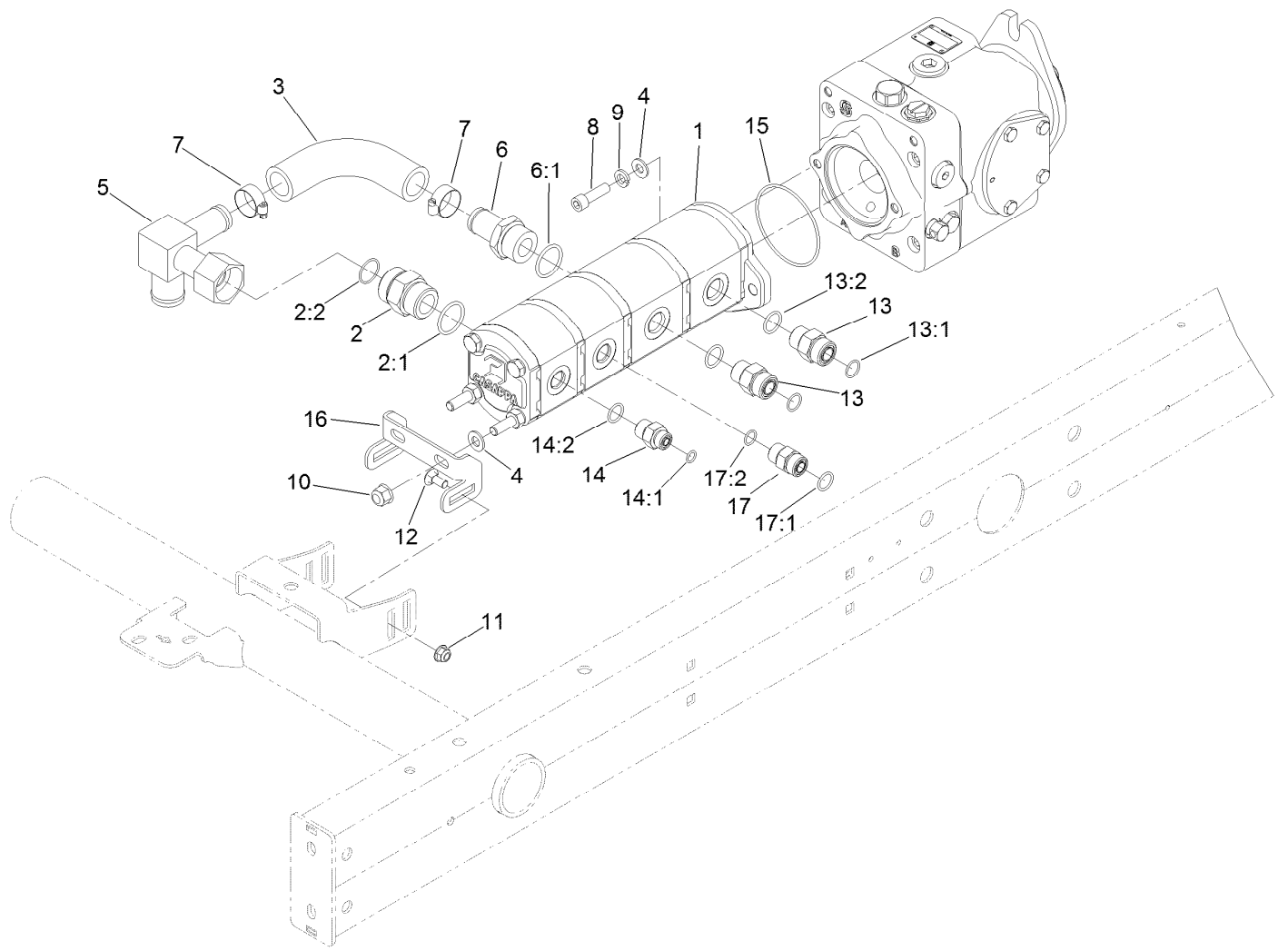
<i>Ref.</i>	<i>Part Number</i>	<i>Qty.</i>	<i>Description</i>
1	120-6384	1	Harness-Wire, Main
2	99-7435	1	Relay
3	3290-321	1	Screw-HWH
4	3296-2	1	Nut-Lock, NI
5	3290-378	10	Tie-Cable





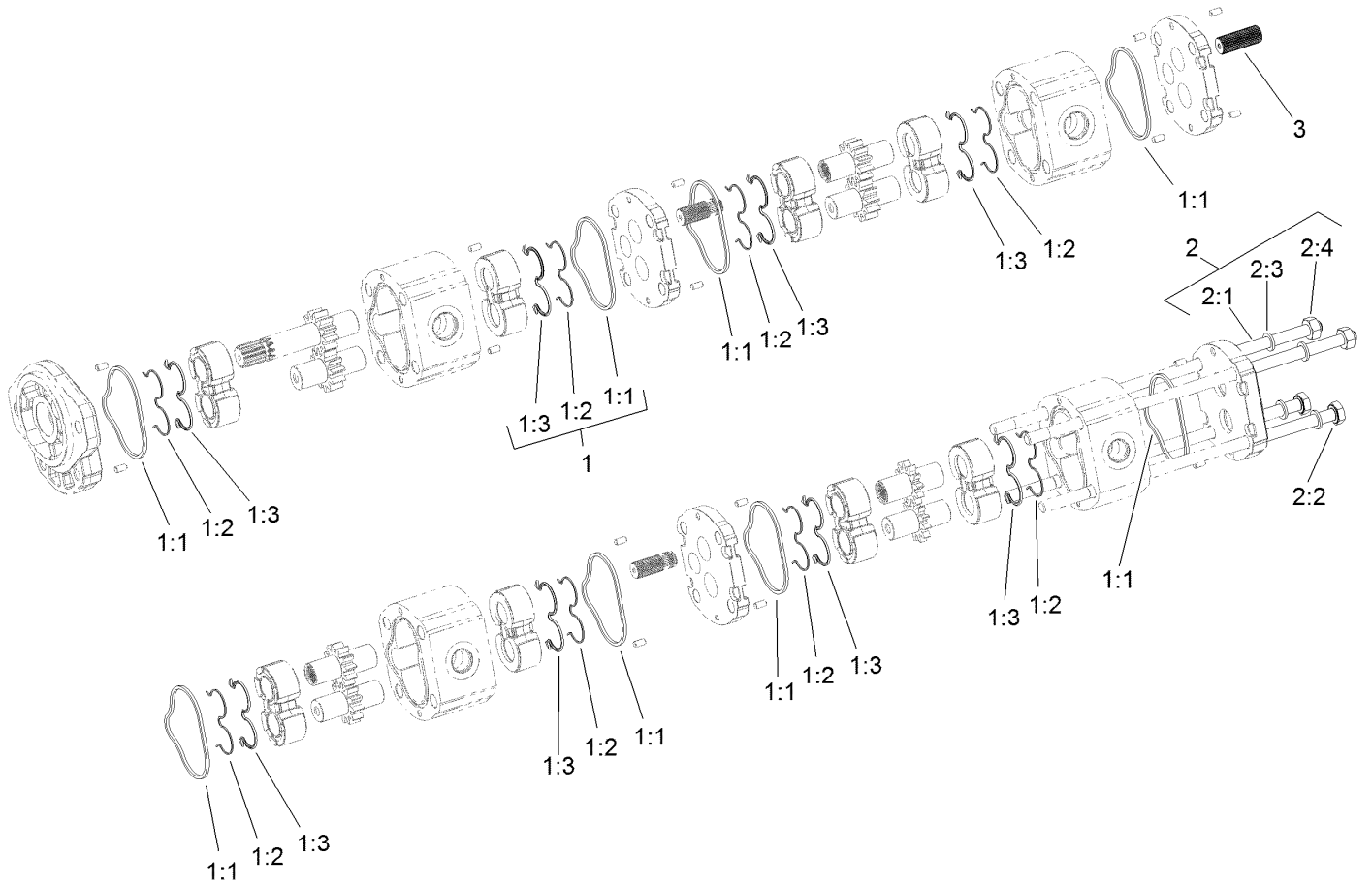
## Engine Wiring Harness

<i>Ref.</i>	<i>Part Number</i>	<i>Qty.</i>	<i>Description</i>	<i>Ref.</i>	<i>Part Number</i>	<i>Qty.</i>	<i>Description</i>
1	122-0231	1	Harness-Wire, Engine	14	3290-321	1	Screw-HWH
1:6	100-4918	2	Diode	15	3234-33	2	Screw-HHF
1:7	94-6710	1	Fuse-2 Amp	16	3296-42	2	Nut-Lock, NI
1:8	218-578	1	Fuse-Blade, 10 Amp	17	3296-2	1	Nut-Lock, NI
1:9	104-4022	1	Resistor-75 Ohm	18	33115-020	1	Screw-HH
2	99-3441	1	Harness-Wire, Fusible Link	19	33003-00	1	Nut-HF
3	100-5552	1	Harness-Wire	20	33004-00	1	Nut-HF
4	104-9979	1	Battery	21	121-8854	2	Grip-Cord
5	121-8850	1	Cable-Battery, Positive	22	121-8855	2	Locknut-Grip, Cord
6	121-8851	1	Cable-Battery, Negative	23	121-8856	1	Cable-Ground, Engine
7	66-2490	1	Retainer-Battery	24	121-5636	1	Tab-Harness
8	127-2781	1	Mat-Battery	25	33114-016	2	Screw-HH
9	99-7430	2	Relay-Mini	26	33115-016	2	Screw-HH
10	99-7435	1	Relay	27	127-2774	1	Bracket-Harness, RH
11	3230-6	1	Bolt-CARR	28	122-0058	1	Harness-Wire, Ground
12	104-8300	1	Nut-HF, NI	29	3290-378	4	Tie-Cable
13	121-5615	1	Cover-Battery	30	127-2773	1	Bracket-Harness, LH



## Gear Pump Mounting Assembly

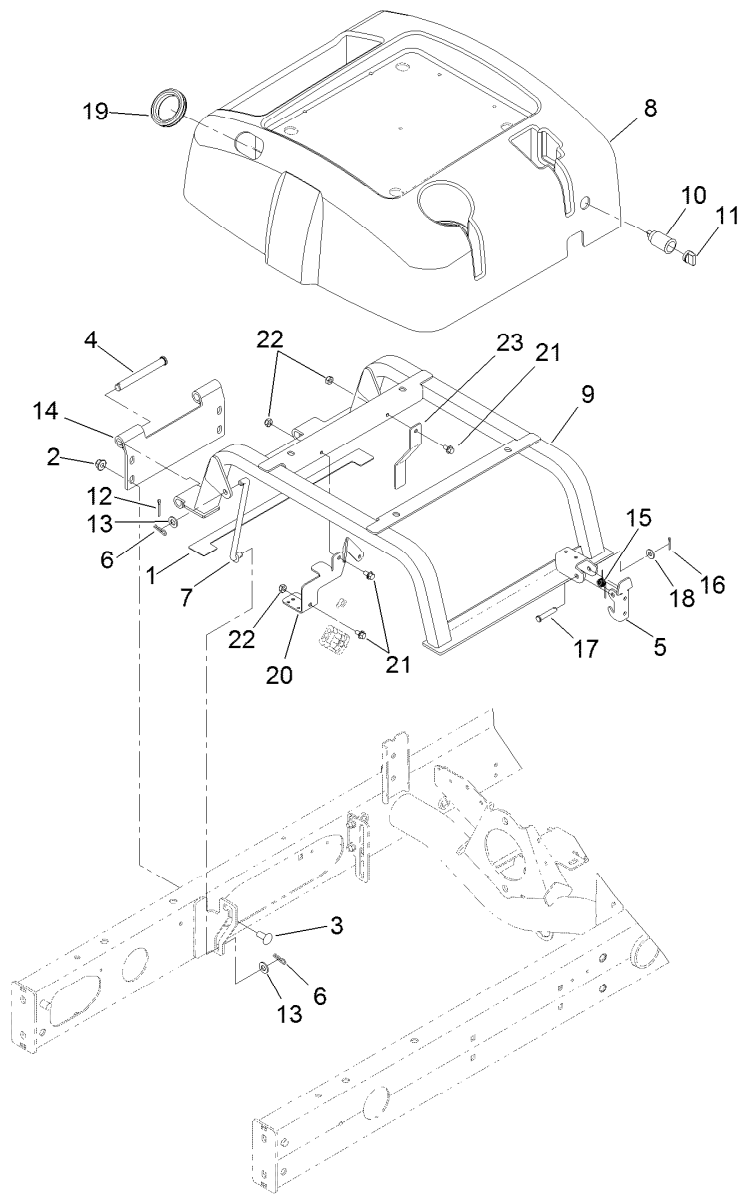
<i>Ref.</i>	<i>Part Number</i>	<i>Qty.</i>	<i>Description</i>	<i>Ref.</i>	<i>Part Number</i>	<i>Qty.</i>	<i>Description</i>
1	108-4003	1	Gear Pump ASM	11	104-8300	2	Nut-HF, NI
2	104-3797	1	Fitting-Straight	12	3230-1	2	Bolt-CARR
2:1	237-146	1	O-Ring	13	340-7	2	Fitting-Straight
2:2	340-65	1	O-Ring	13:1	237-65	1	O-Ring
3	108-1683	1	Hose-Formed	13:2	237-80	1	O-Ring
4	3256-24	4	Washer-Flat	14	340-3	1	Fitting-Straight
5	108-1672	1	Manifold-Tube	14:1	237-22	1	O-Ring
6	354-78	1	Fitting-STR	14:2	237-79	1	O-Ring
6:1	237-146	1	O-Ring	15	237-161	1	O-Ring
7	2412-34	2	Clamp-Hose	16	108-1801-01	1	Bracket-Support, Pump
8	3274-1	2	Screw-HSH	17	340-4	1	Fitting-Straight
9	3253-5	2	Washer-Lock	17:1	237-30	1	O-Ring
10	103-9511	2	Nut-Lock, NI	17:2	237-79	1	O-Ring



## Gear Pump Assembly No. 108-4003

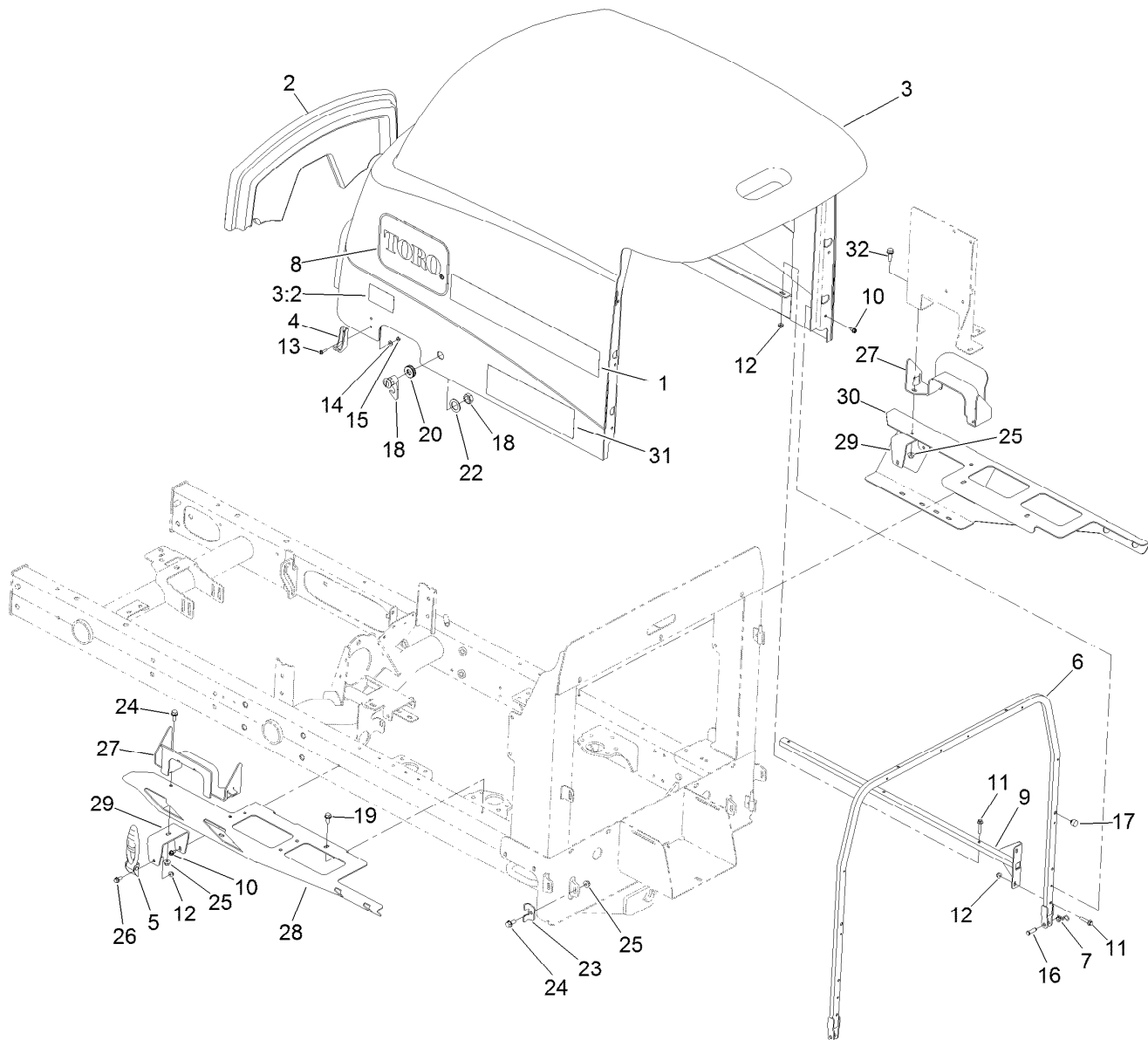
<i>Ref.</i>	<i>Part Number</i>	<i>Qty.</i>	<i>Description</i>
1	108-4595	1	Seal Kit
1:1		8	Seal ●
1:2		8	Seal ●
1:3		8	Ring-Back Up ●
2	120-6273	1	Bolt Kit
2:1		2	Stud Bolt ●
2:2		2	Screw ●
2:3		4	Washer ●
2:4		2	Nut ●
3	120-6284	3	Hub-Connecting

● Not serviced separately



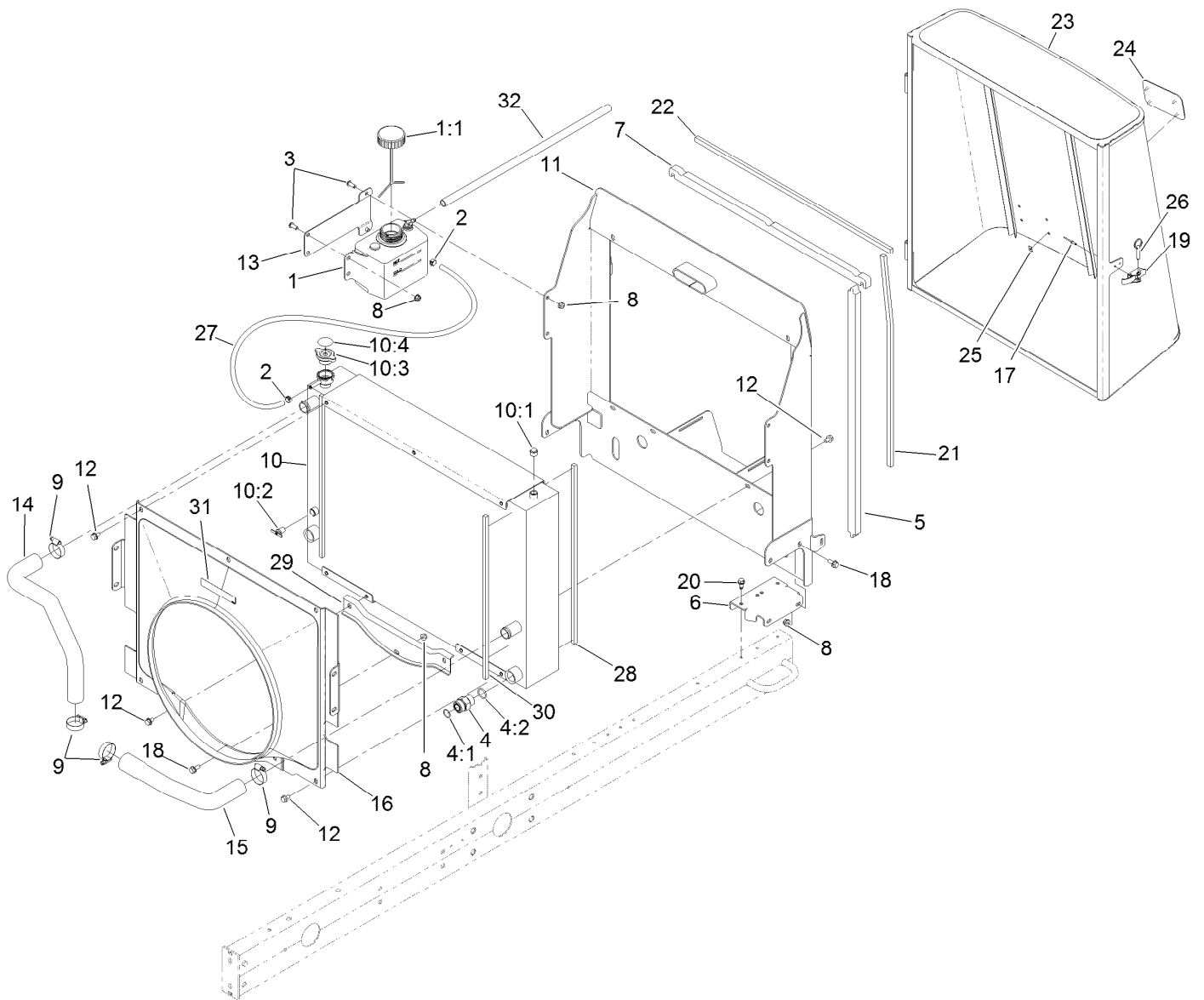
## Seat Base Assembly

<i>Ref.</i>	<i>Part Number</i>	<i>Qty.</i>	<i>Description</i>	<i>Ref.</i>	<i>Part Number</i>	<i>Qty.</i>	<i>Description</i>
1	110-5255	2	Bumper-Base, Seat	13	3256-24	4	Washer-Flat
2	104-8301	4	Nut-HF, NI	14	125-2121-03	1	Hinge-Seatbase
3	3231-27	4	Screw-CARR	15	104-4821	1	Spring-Torsion
4	283-83	2	Pin-Clevis	16	3272-6	1	Pin-Cotter
5	110-8971	1	Latch	17	94-3829	1	Pin-Clevis
6	3290-307	4	Pin-Cotter	18	3256-2	1	Washer-Flat
7	98-0917	2	Rod-Prop	19	240-12	1	Grommet-Rubber
8	108-1757	1	Cover-Seatbase	20	127-2711-03	1	Bracket-Harness
9	125-2122-03	1	Seat Base ASM	21	3234-13	3	Screw-HHF
10	99-7411	1	Point-Power	22	3296-16	3	Nut-Lock, NI
11	99-7416	1	Cap	23	127-2615-03	1	Bracket-Harness, Wire
12	3272-11	2	Pin-Cotter				



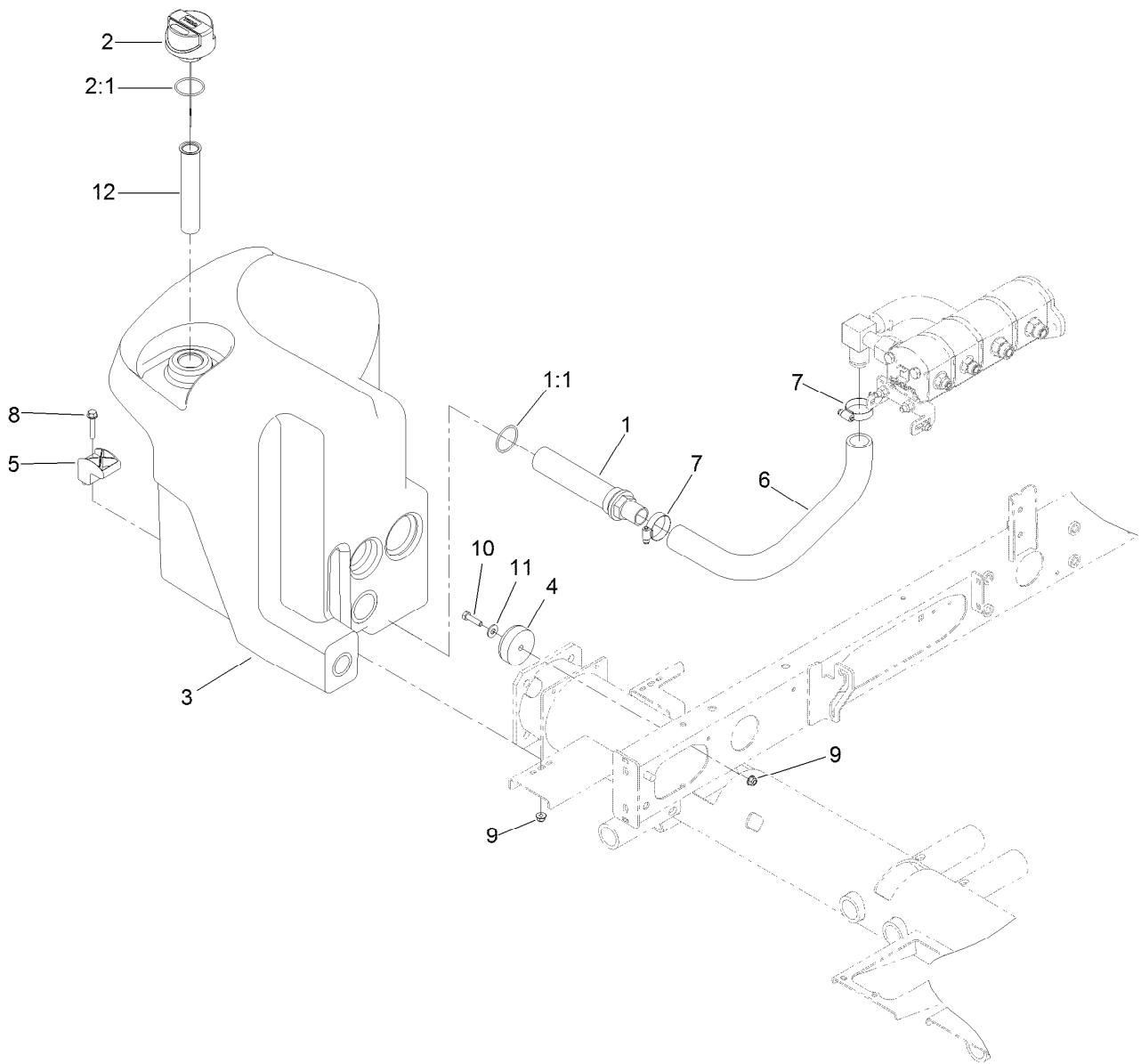
## Hood Assembly

Ref.	Part Number	Qty.	Description	Ref.	Part Number	Qty.	Description
1	117-0173	2	Decal	16	283-61	2	Pin-Yoke
2	108-7587	1	Saddle-Hood	17	107-8042	2	Bumper-Rubber
3	121-5616	1	Hood ASM	18	98-5398	1	Latch
3:2	106-6754	1	Decal-Danger	19	32104-32	5	Screw-HWH
4	103-2897	2	Latch-Catch	20	104-1453	1	Grommet
5	103-2898	2	Latch-Rubber	22	99-4958	1	Spacer
6	125-8813-03	1	Tube-Frame, Hood	23	110-8946	2	Clamp-Frame, Radiator
7	105-7512	2	Pin-Tie, Bow	24	3234-5	4	Screw-HHF
8	66-6140	2	Decal	25	104-8300	6	Nut-HF, NI
9	108-1790-03	2	Tube	26	3234-33	2	Screw-HHF
10	32104-17	12	Screw-HWH	27	121-5627-03	2	Guide-Hood
11	3234-21	10	Screw-HHF	28	110-5253-01	1	Adapter-Hood, LH
12	104-7201	12	Nut-HF, NI	29	110-5256-01	2	Bracket-Latch, Hood
13	32105-13	4	Screw-HWH	30	110-5254-01	1	Adapter-Hood, RH
14	3256-14	4	Washer-Flat	31	110-8859	2	Decal
15	3296-12	4	Nut-Lock, NI	32	3234-17	2	Screw-HHF



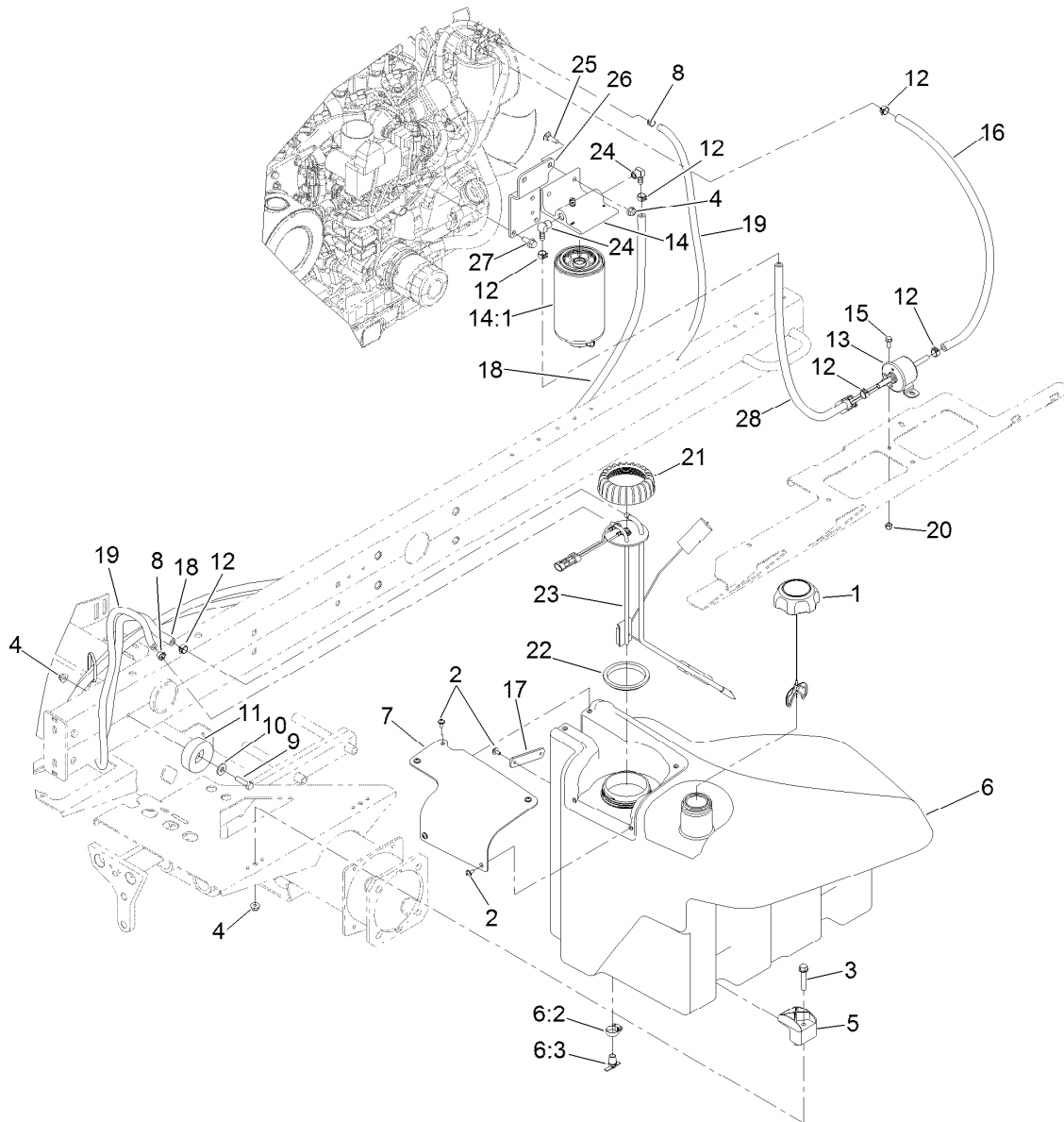
## Radiator and Shroud Assembly

Ref.	Part Number	Qty.	Description	Ref.	Part Number	Qty.	Description
1	120-5573	1	Coolant Reservoir ASM	13	121-5568-03	1	Bracket-Reservoir
1:1	87-7050	1	Cap-Reservoir	14	121-5557	1	Hose-Radiator, Upper
2	92-2379	3	Clamp-Hose	15	121-5558	1	Hose-Radiator, Lower
3	3274-55	5	Screw-HSBH	16	125-2901	1	Shroud-Fan, Turbo Diesel
4	340-9	2	Fitting-STR	17	3269-15	2	Rivet-Pop
4:1	237-58	1	O-Ring	18	3234-5	5	Screw-HHF
4:2	237-81	1	O-Ring	19	115-1554	1	Latch-Draw
5	121-5554	2	Seal-Foam	20	32104-32	6	Screw-HWH
6	110-5310-01	2	Bracket-Mounting	21	121-5575	2	Seal-Foam
7	110-5276	2	Seal-Foam	22	121-5576	1	Seal-Foam
8	104-8300	10	Nut-HF, NI	23	120-3844-03	1	Screen
9	2412-3	4	Clamp-Hose	24	93-6028	1	Plate-Logo
10	120-3840	1	Oil Cooler And Radiator ASM	25	94-2638	4	Nut-Flat
10:1	281-13	1	Plug-Pipe	26	115-1556	1	Pin-Ball, Detent
10:2	304-46	1	Draincock	27	110-8752	1	Hose-Fuel
10:3	93-5957	1	Cap-Radiator	28	110-0969	2	Seal-Foam
10:4	106-6755	1	Decal-Cap, Radiator	29	125-2905	1	Cap-Shroud, Diesel
11	120-3815-03	1	Frame-Radiator	30	125-8767	2	Seal-Foam
12	3234-30	14	Screw-HHF	31	93-7272	1	Decal-Warning
				32	110-3257	1	Hose-Fuel



## Hydraulic Tank Assembly

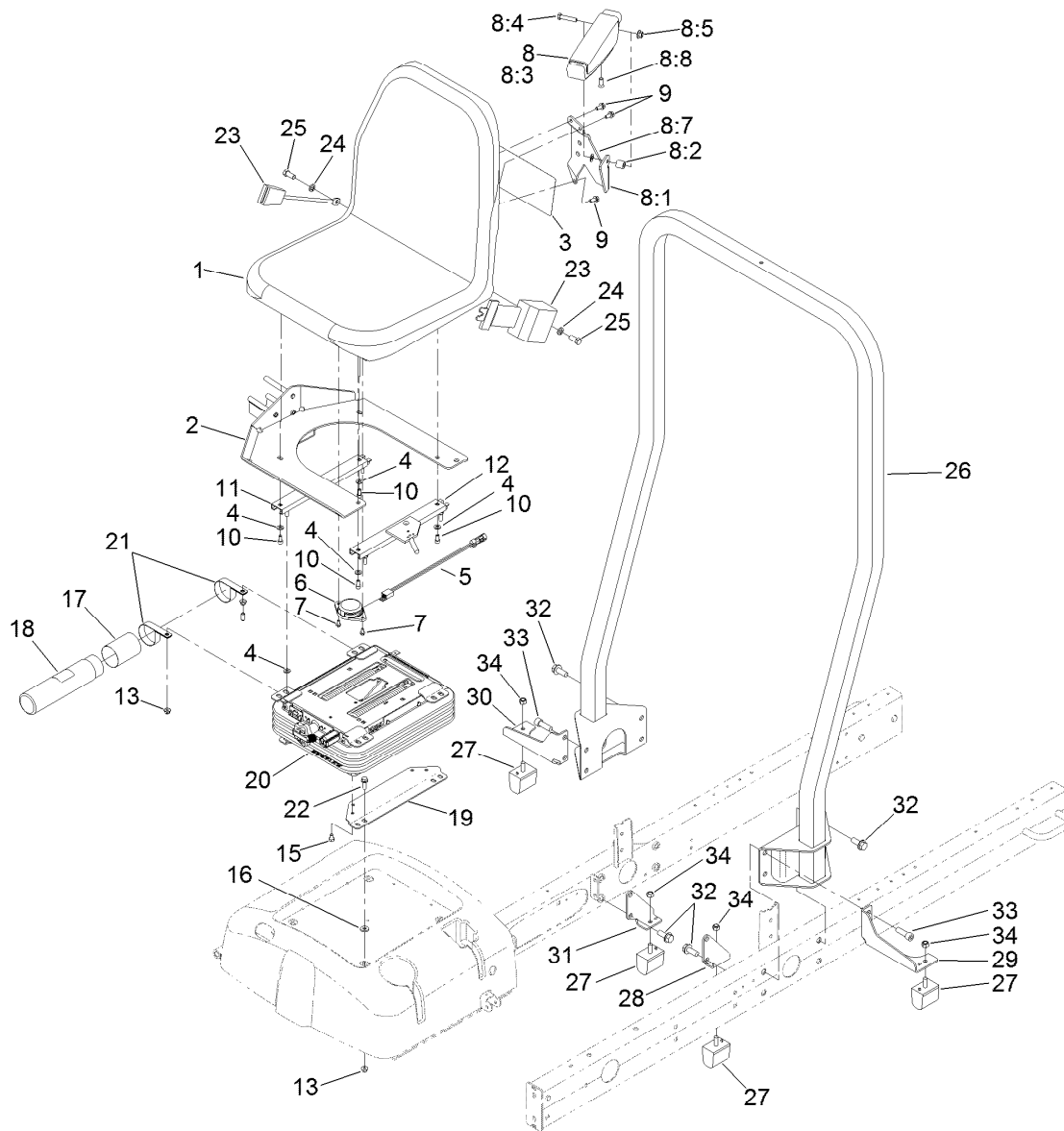
<i>Ref.</i>	<i>Part Number</i>	<i>Qty.</i>	<i>Description</i>
1	105-0131	1	Strainer-Tank, Oil
1:1	340-136	1	O-Ring
2	117-0193	1	Cap-Hydraulic, Vented Breather
2:1	237-101	1	O-Ring
3	121-5587	1	Tank-Hydraulic
4	108-1605	1	Bumper-Recess
5	107-4543	2	Clamp
6	108-1685	1	Hose-Formed
7	2412-111	2	Clamp-Hose, W/Liner
8	94-5780	2	Screw-HWH
9	104-8300	3	Nut-HF, NI
10	322-6	1	Screw-HH
11	3256-3	1	Washer-Flat
12	61-2790	1	Filter-Screen



## Fuel System Assembly

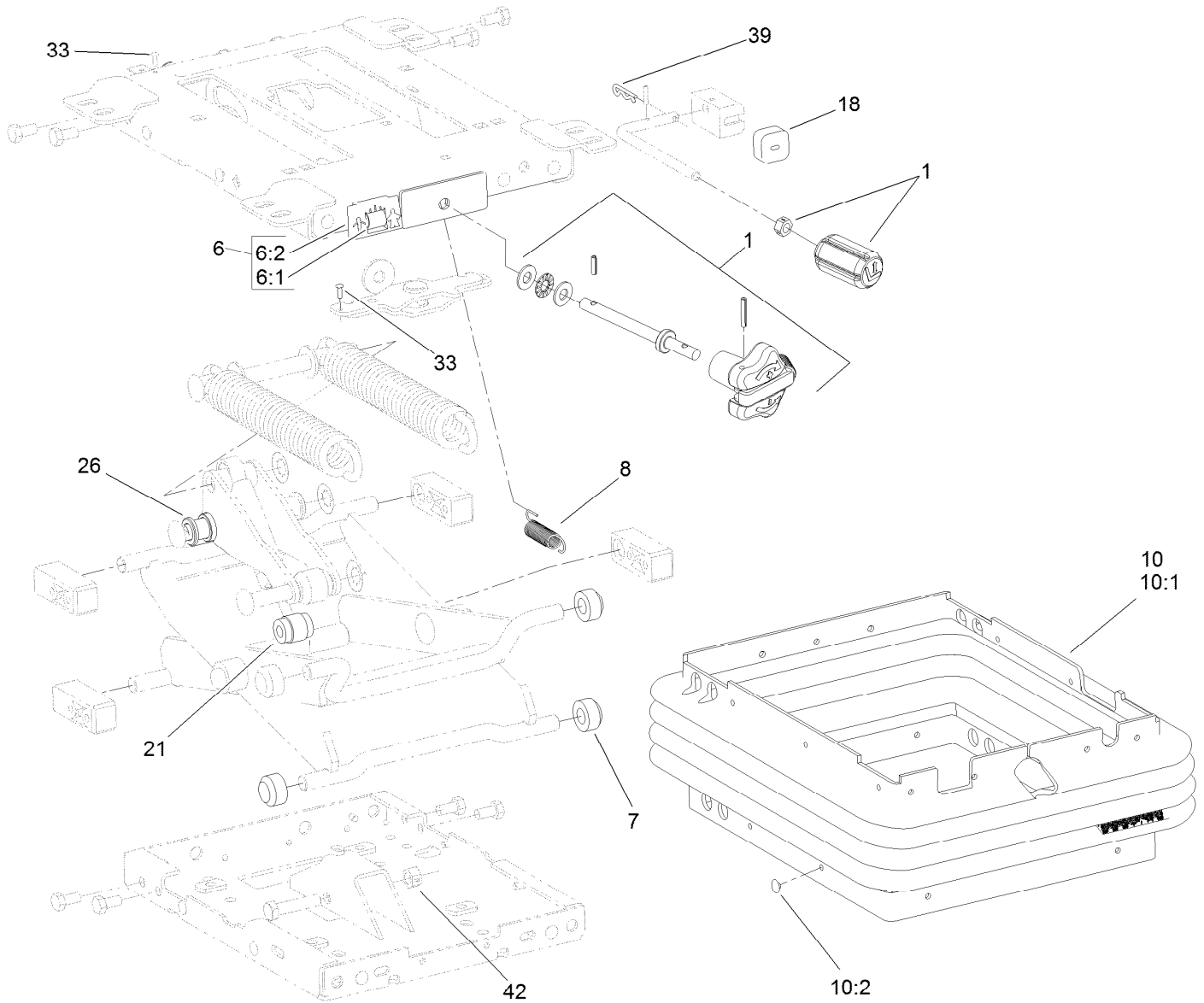
Ref.	Part Number	Qty.	Description	Ref.	Part Number	Qty.	Description
1	125-9173	1	Cap-Fuel, Diesel, Ultra Low Sulfur	14	125-2914	1	Filter-Separator
2	109-2661	7	Screw-PPH	14:1	125-2915	1	Filter-Fuel/Water Separator
3	94-5780	2	Screw-HWH	15	3234-33	2	Screw-HHF
4	104-8300	5	Nut-HF, NI	16	109-0308	1	Hose-Fuel
5	107-4543	2	Clamp	17	125-2945	1	Strap-Cable
6	125-2907	1	Fuel Tank ASM	18	121-5608	1	Hose-Fuel
6:2	2412-36	1	Clamp-Hose	19	121-5614	1	Hose-Fuel
6:3	304-46	1	Draincock	20	3296-42	2	Nut-Lock, NI
7	125-2903	1	Cover-Pump/Sender	21	115-2162	1	Cap-Pump, Fuel
8	2412-98	2	Clamp-Hose	22	115-2163	1	Gasket-Pump, Fuel
9	322-6	1	Screw-HH	23	121-5642	1	Sender-Fuel
10	3256-3	1	Washer-Flat	24	353-781	2	Fitting-HYD, 90
11	108-1605	1	Bumper-Recess	25	3230-2	2	Bolt-CARR
12	92-2379	6	Clamp-Hose	26	120-6299-03	1	Bracket-Separator
13	121-5613	1	Pump-Fuel, Electric	27	33104-020	3	Screw-HHF
				28	109-0274	1	Hose-Fuel





## Seat Mount Assembly

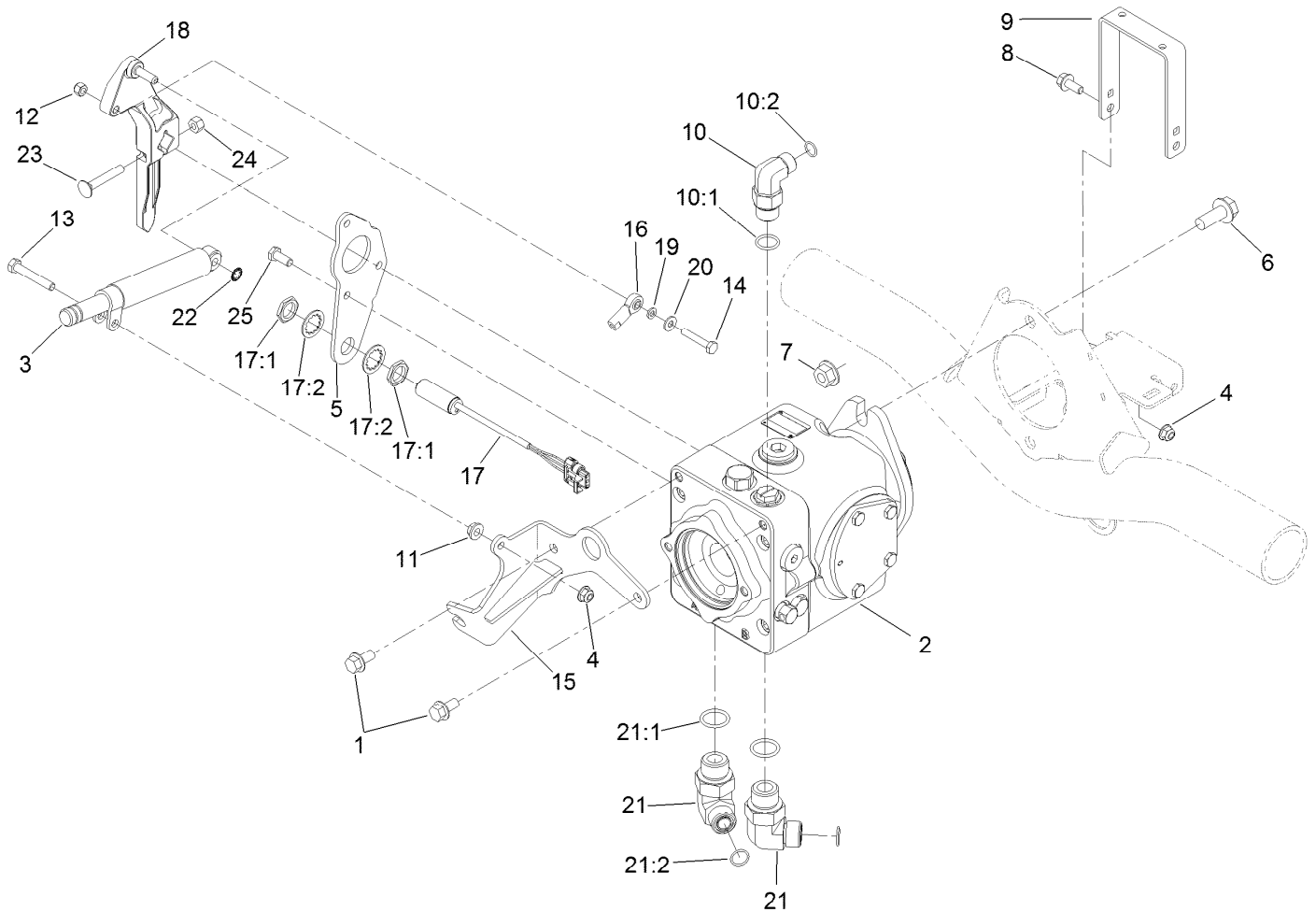
Ref.	Part Number	Qty.	Description	Ref.	Part Number	Qty.	Description
1	104-4620	1	Seat	16	71-9310	4	Spacer
2	125-2900-03	1	Mount-Seat	17	104-7048	1	Cap-Housing
3	125-2927	1	Decal-Service	18	104-7050	1	Tube-Manual
4	3256-23	8	Washer-Plain	19	108-6590-03	2	Bracket-Seat, Lower
5	108-8657	1	Harness-Wire, Seat	20	110-8851	1	Mechanical Suspension ASM
6	92-6282	1	Switch-Seat	21	2412-133	2	Clamp-R
7	9266714	2	Screw-HWH	22	3234-17	4	Screw-HHF
8	92-7307	1	LH Armrest ASM	23	100-4928	1	Belt-Seat
8:1	69-0760	1	Bracket-Arm, LH	24	3253-6	2	Washer-Lock
8:2	92-7301	1	Spacer	25	3212-4	2	Screw-HH
8:3	69-1180	1	Armrest	26	125-8821	1	ROPS ASM
8:4	323-9	1	Screw-HH	27	87-3470	4	Bumper
8:5	32128-19	1	Nut-HF Lock, Large Flg	28	117-0183-03	1	Bracket-Bumper, LH
8:7	3256-24	1	Washer-Flat	29	117-0184-03	1	Bracket-Bumper, LH
8:8	92-7318	1	Screw	30	117-0233-03	1	Bracket-Bumper, RH
9	3234-14	3	Screw-HHF	31	117-0234-03	1	Bracket-Bumper, RH
10	3274-12	4	Screw-HSH	32	3234-38	8	Screw-HHF
11	92-8990	1	Adjuster-Seat, Non-Locking	33	3274-4	4	Screw-HSH
12	92-8991	1	Adjuster (W/Latch)	34	33025-00	4	Nut-Lock, NI
13	104-8300	8	Nut-HF, NI				
15	48-7680	4	Screw-HH				



## Mechanical Seat Suspension Assembly No. 110-8851

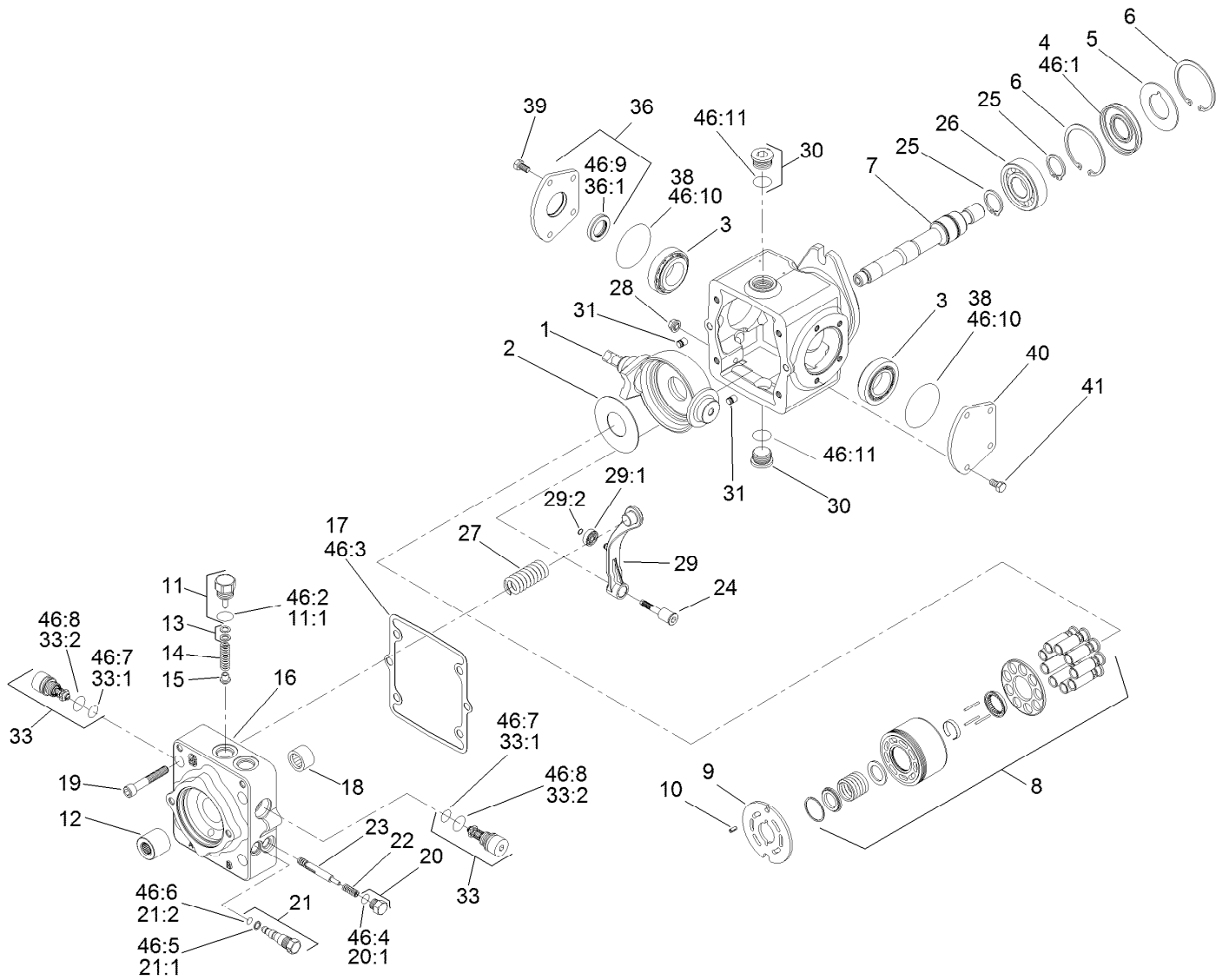
Ref.	Part Number	Qty.	Description
1	119-8040	1	Knobs Service Kit
6	108-4584	1	Weight Indicator Service Kit
6:1		1	Tape-Weight Adjust ●
6:2		1	Guide-Weight Adjust ●
7	108-9632	4	Roller
8	108-9633	1	Spring-Extension
10	112-0164	1	Boot Kit
10:1		1	Boot-Suspension ●
10:2	108-9641	21	Clip-Plug
18	108-9634	1	Bumper
21	108-9614	1	Damper
26	108-9622	2	Tube
33	3290-54	2	Rivet-Blind
39	3272-9	1	Pin-Cotter
42	32152-2	1	Nut-Lock, Cone

● Not serviced separately



## Traction Pump Assembly

Ref.	Part Number	Qty.	Description	Ref.	Part Number	Qty.	Description
1	3234-1	2	Screw-HHF	14	321-9	1	Screw-HH
2	119-6972	1	Variable Hydraulic Pump ASM	15	127-2356-03	1	Bracket-Cable
3	76-8870	1	Damper-Lever	16	2411-41	1	Rod End-Ball Joint
4	104-8300	3	Nut-HF, NI	17	115-5300	1	Proximity Switch ASM
5	125-8822-03	1	Plate-Pump	17:1	117-3207	2	Nut-Hex
6	3234-38	2	Screw-HHF	17:2	117-3208	2	Washer-Lock, Internal Tooth
7	32128-49	2	Nut-HHF	18	117-0265	1	Lever-Pump
8	3234-5	2	Screw-HHF	19	33093-00	1	Washer-Flat
9	108-1799-03	1	Hoop-Guard	20	3256-22	1	Washer-Flat
10	340-105	1	Fitting-Elbow, 90 DEG	21	340-139	2	Fitting-Elbow 90
10:1	237-80	1	O-Ring	21:1	237-81	1	O-Ring
10:2	237-30	1	O-Ring	21:2	237-65	1	O-Ring
11	32128-20	1	Nut-HF	22	32151-72	1	Ring-Retaining
12	3296-42	1	Nut-Lock, NI	23	3230-6	1	Bolt-CARR
13	322-10	1	Screw-HH	24	3296-29	1	Nut-Lock, NI
				25	33114-020	3	Screw-HH

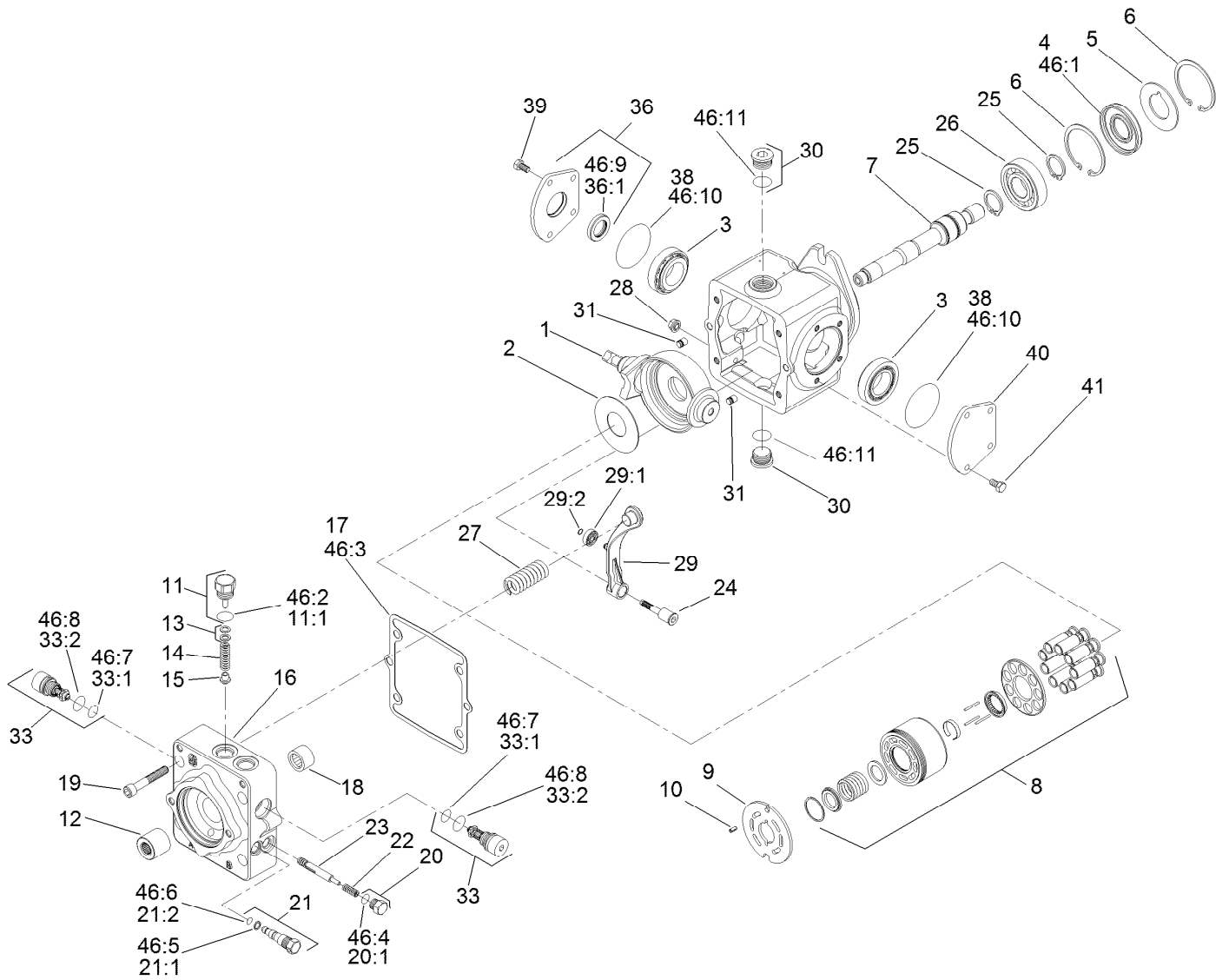


## Hydraulic Pump Assembly No. 119-6972

Ref.	Part Number	Qty.	Description	Ref.	Part Number	Qty.	Description
1	115-8092	1	Swashplate	18	75-0500	1	Bearing-Needle
2	75-0400	1	Plate-Thrust	19	110-6489	4	Screw
3	110-6483	2	Bearing Kit	20	94-9415	2	Plug ASM
4	110-6471	1	Seal-Lip	20:1		1	O-Ring ■
5	95-4400	1	Washer-Backup	21	107-4364	1	Bypass Valve ASM
6	69-3200	2	Ring-Retaining	21:1	25-2630	1	Ring-Back Up
7	110-6484	1	Shaft-Auxiliary	21:2	110-6498	1	O-Ring
8	110-6472	1	Cylinder Block Kit ASM	22	110-6491	2	Spring
9	110-6473	1	Plate-Valve (Clockwise)	23	110-6492	1	Spool-Loop, Flush
10	110-6485	1	Pin-Slotted	24	110-6493	1	Pivot-Return, Neutral
11	110-6486	1	Plug-Relief, Charge	25	69-3170	2	Ring-Retaining
11:1	28-3570	1	O-Ring	26	75-0460	1	Bearing-Ball
12	110-6480	1	Coupling	27	115-8085	1	Spring-Neutral Return
13	92-1353	1	Shim Kit	28	110-6496	1	Nut-Seal
14	110-6474	1	Spring	29	110-6497	1	Neutral Return Arm ASM
15	110-6475	1	Poppet	29:1	110-6494	1	Bearing-Cam
16	115-8087	1	Cap-End	29:2	110-3056	1	Ring-Retaining
17	110-6476	1	Gasket-Cap, End	30	69-3130	2	Plug

● Not illustrated

■ Not serviced separately

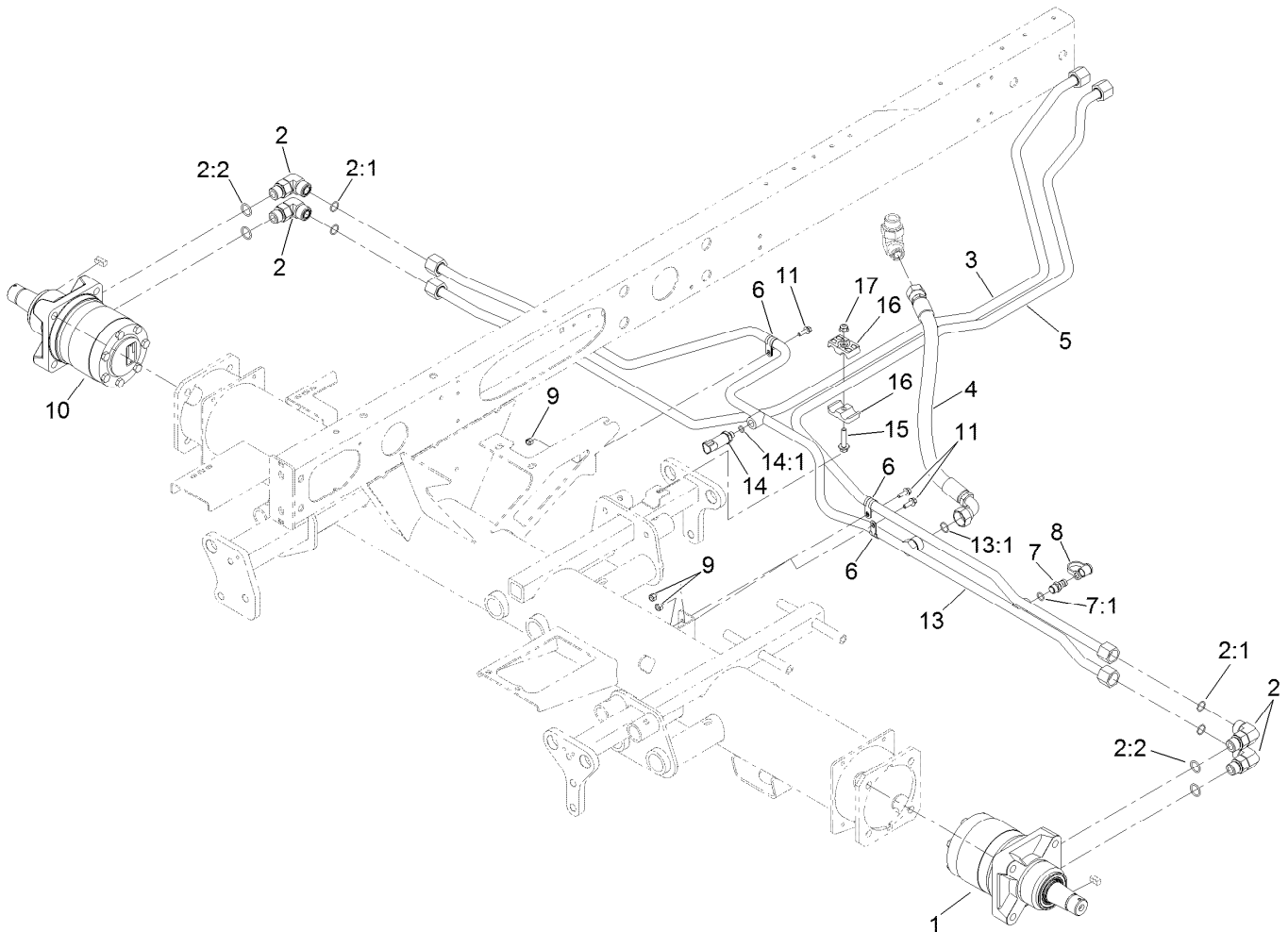


## Hydraulic Pump Assembly No. 119-6972 (continued)

Ref.	Part Number	Qty.	Description	Ref.	Part Number	Qty.	Description
31	112-0158	2	Pin	46:1	110-6471	1	Seal-Lip
33	110-6477	2	Valve-Relief	46:2	28-3570	1	O-Ring
33:1	75-0240	1	O-Ring	46:3	110-6476	1	Gasket-Cap, End
33:2	84-0560	1	O-Ring	46:4		1	O-Ring ■
36	110-6499	1	Trunnion Cover ASM	46:5	25-2630	1	Ring-Back Up
36:1	110-6478	1	Seal-Lip	46:6	110-6498	1	O-Ring
38	84-0430	2	O-Ring	46:7	75-0240	2	O-Ring
39	112-0150	4	Screw	46:8	84-0560	2	O-Ring
40	84-0440	1	Cover-Trunnion	46:9	110-6478	1	Seal-Lip
41	112-0151	4	Screw	46:10	84-0430	2	O-Ring
46	110-6481	1	Seal Kit ●	46:11		2	O-Ring ■

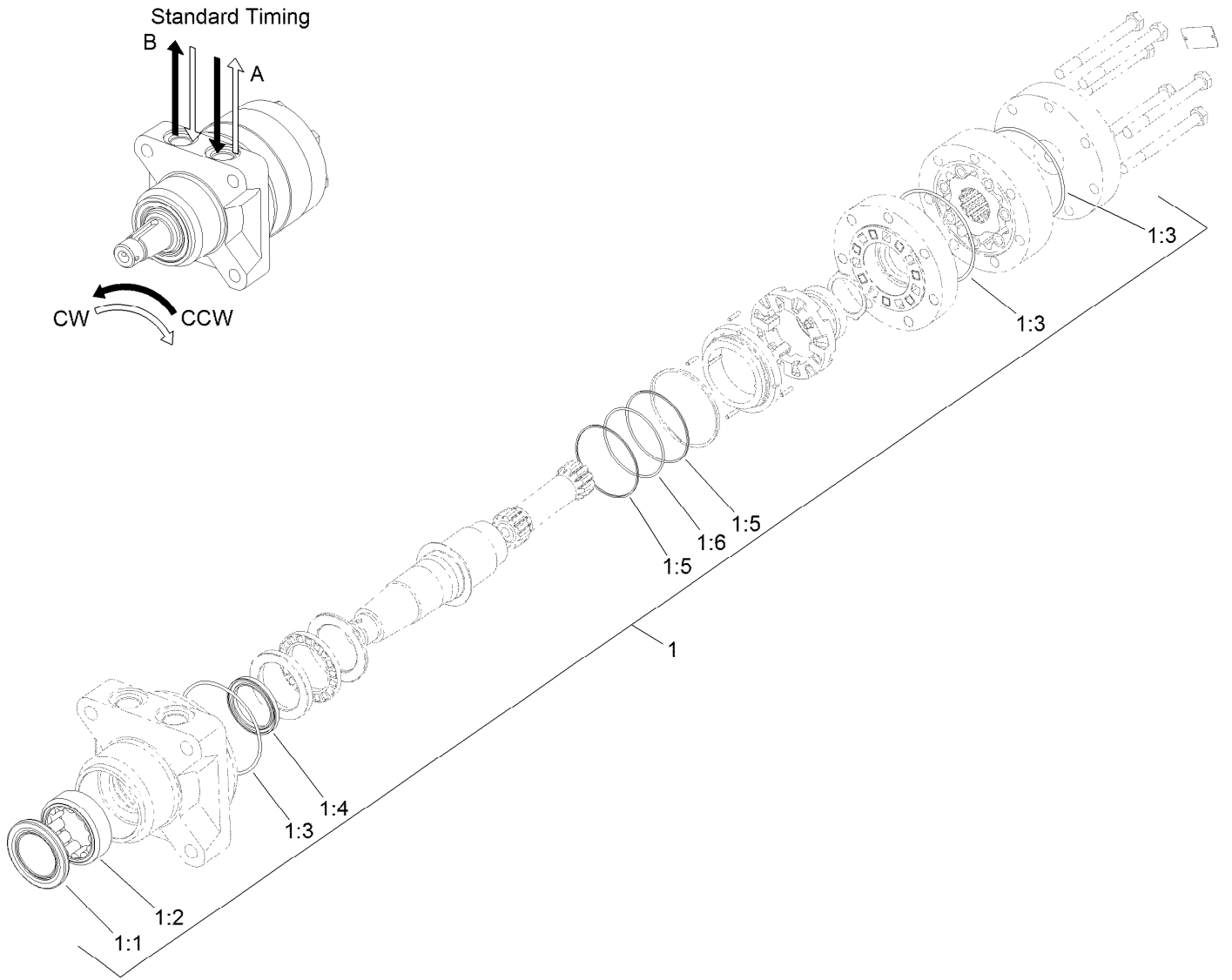
● Not illustrated

■ Not serviced separately



## Front Traction Hydraulic Circuit

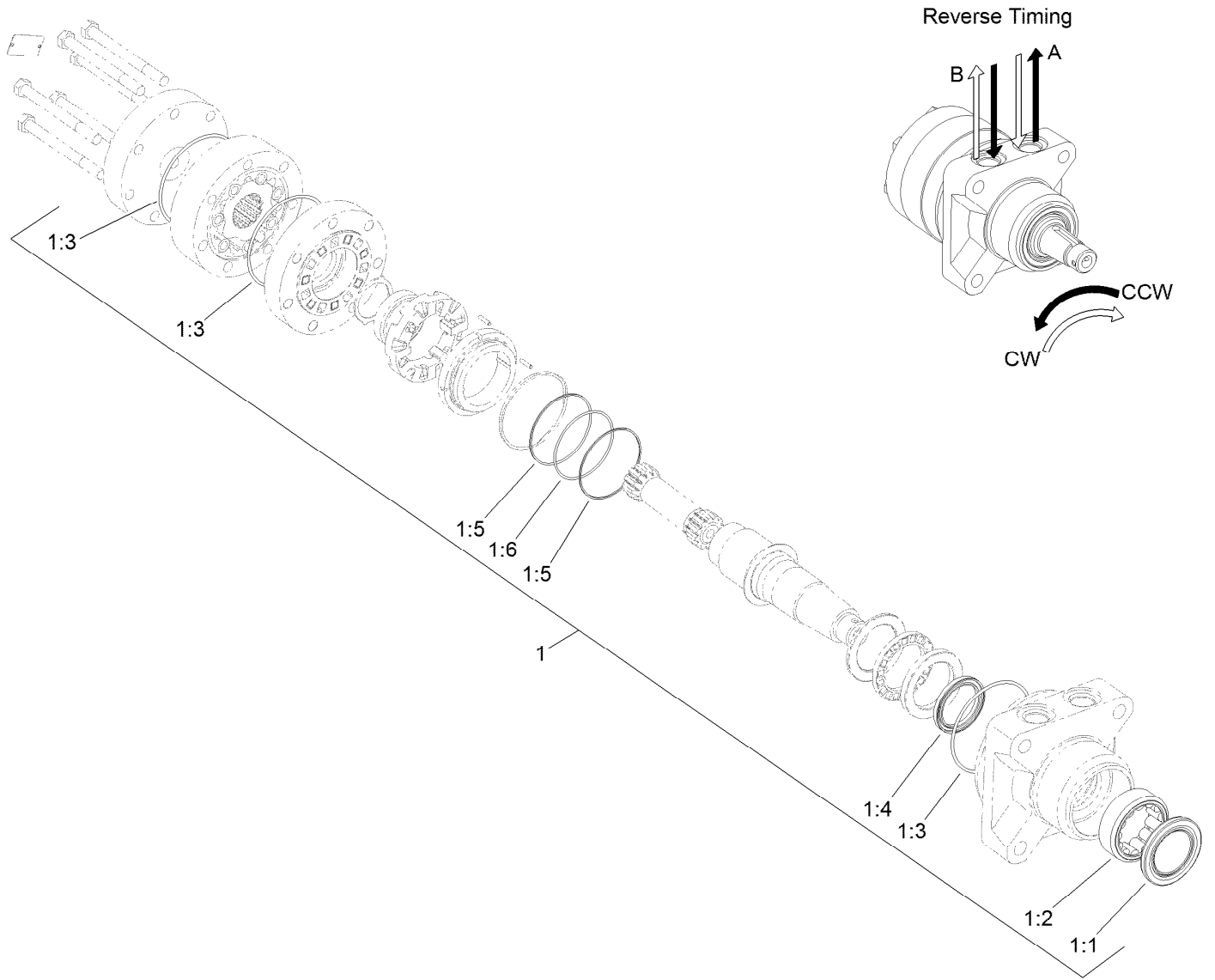
Ref.	Part Number	Qty.	Description	Ref.	Part Number	Qty.	Description
1	120-6264	1	Hydraulic Motor ASM (CCW)	9	3296-42	3	Nut-Lock, NI
2	340-17	4	Fitting-Elbow, 90 DEG	10	120-6265	1	Hydraulic Motor ASM (CW)
2:1	237-65	1	O-Ring	11	3234-4	3	Screw-HHF
2:2	237-80	1	O-Ring	13	114-0389	1	Hydraulic Tube ASM
3	114-0425	1	Hydraulic Tube ASM	13:1	237-65	1	O-Ring
4	108-1679	1	Hose-HYD	14	119-0011	1	Pressure Transducer ASM
5	114-0424	1	Hydraulic Tube ASM	14:1	237-78	1	O-Ring
6	2412-134	3	Clamp-R	15	115-1794	1	Screw-HHF
7	59-7410	1	Fitting-Diagnostic	16	56-7971	2	Clamp-Tube
7:1	237-42	1	O-Ring	17	104-8300	1	Nut-HF, NI
8	354-79	1	Cap-Dust				



## Hydraulic Motor Assembly No. 120-6264 (CCW)

Ref.	Part Number	Qty.	Description
1	120-6268	1	Seal Kit
1:1		1	Seal-Grease ●
1:2		1	Shell-Bearing ●
1:3		3	O-Ring ●
1:4		1	Seal-Shaft ●
1:5		2	Ring-Back Up ●
1:6		1	O-Ring ●

● Not serviced separately

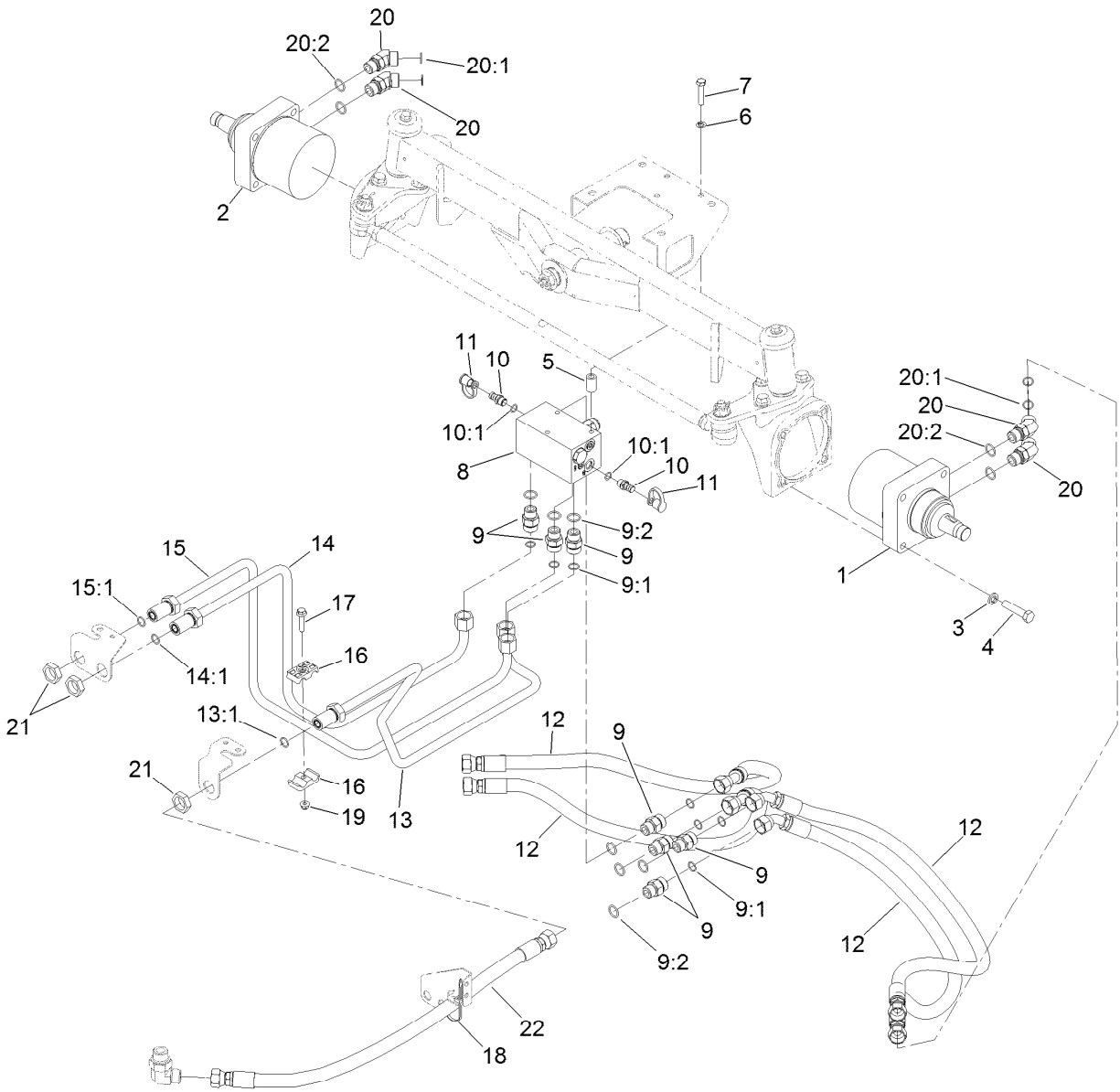


## Hydraulic Motor Assembly No. 120-6265 (CW)

Ref.	Part Number	Qty.	Description
1	120-6268	1	Seal Kit
1:1		1	Seal-Grease ●
1:2		1	Shell-Bearing ●
1:3		3	O-Ring ●
1:4		1	Seal-Shaft ●
1:5		2	Ring-Back Up ●
1:6		1	O-Ring ●

● Not serviced separately



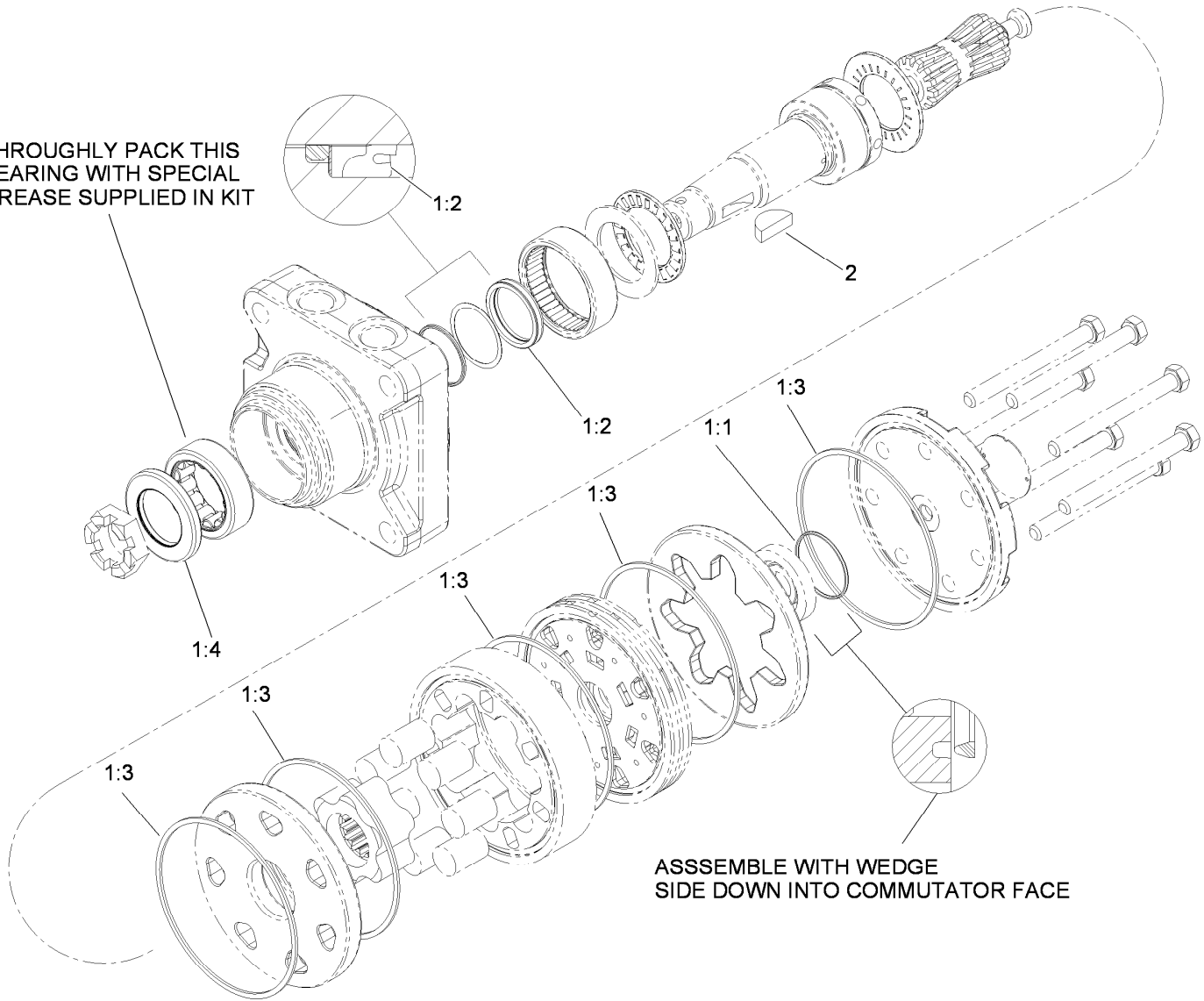


## Rear Traction Hydraulic Circuit

Ref.	Part Number	Qty.	Description
1	107-4544	1	HYD Motor ASM
2	110-0901	1	HYD Motor ASM
3	3253-7	8	Washer-Lock
4	325-9	8	Screw-HH
5	93-6981	3	Spacer
6	3253-21	3	Washer-Lock
7	323-9	3	Screw-HH
8	108-1825	1	HYD Manifold ASM
9	340-7	7	Fitting-Straight
9:1	237-65	1	O-Ring
9:2	237-80	1	O-Ring
10	59-7410	2	Fitting-Diagnostic
10:1	237-42	1	O-Ring
11	354-79	2	Cap-Dust
12	106-3662	4	Hose-HYD

Ref.	Part Number	Qty.	Description
13	108-7626	1	Tube ASM
13:1	237-65	1	O-Ring
14	108-7625	1	Tube ASM
14:1	237-65	1	O-Ring
15	108-7624	1	Tube ASM
15:1	237-65	1	O-Ring
16	56-7971	2	Clamp-Tube
17	94-5780	1	Screw-HWH
18	3290-378	1	Tie-Cable
19	104-8300	1	Nut-HF, NI
20	340-14	4	Fitting-HYD, 45 DEG
20:1	237-65	1	O-Ring
20:2	237-80	1	O-Ring
21	340-74	3	Nut-Lock, Bulkhead
22	108-7645	1	Hose-HYD

THOROUGHLY PACK THIS BEARING WITH SPECIAL GREASE SUPPLIED IN KIT



ASSEMBLE WITH WEDGE SIDE DOWN INTO COMMUTATOR FACE

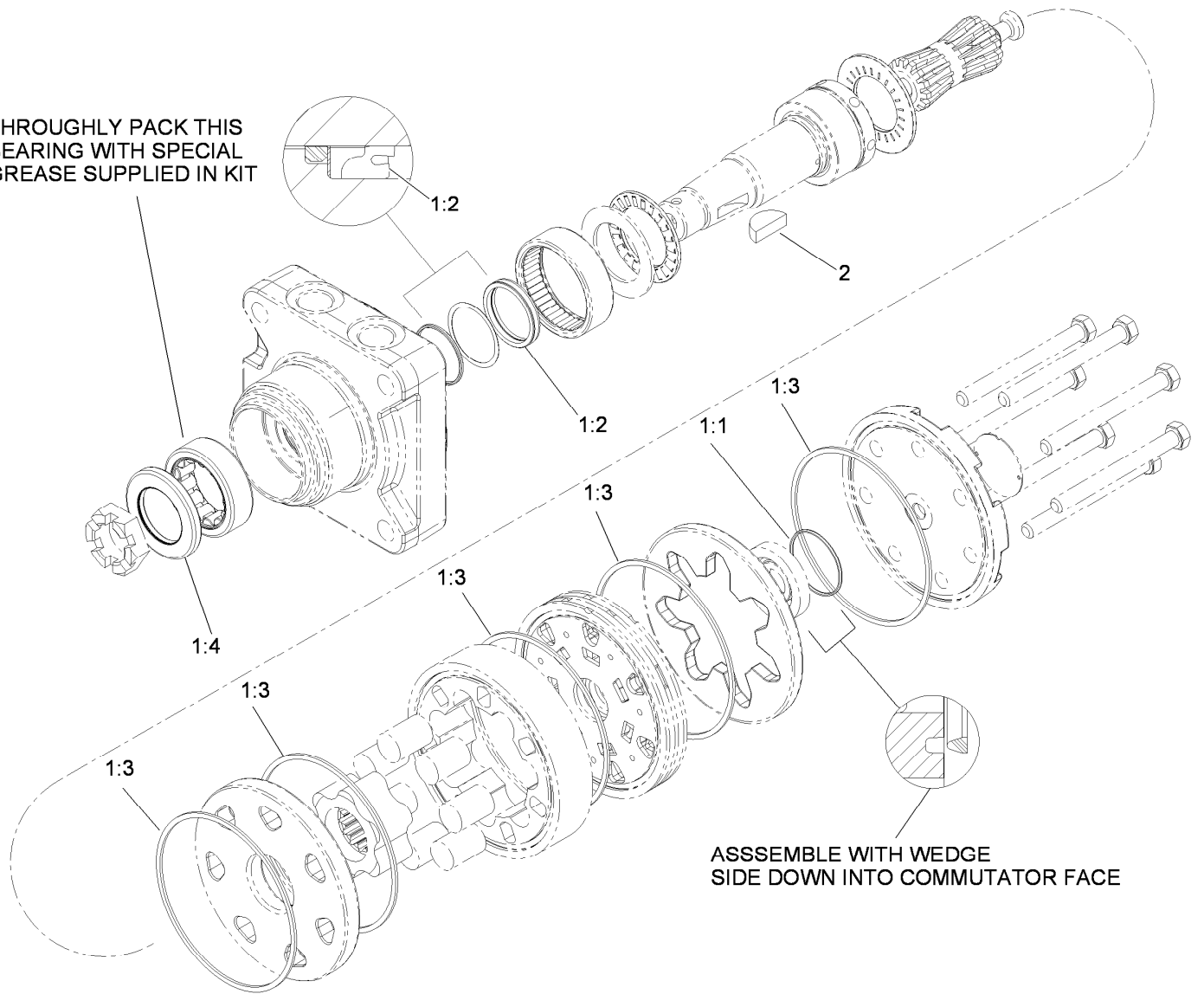
## Hydraulic Motor Assembly No. 107-4544

Ref.	Part Number	Qty.	Description
1	110-8897	1	Seal Kit ●
1:1		1	Seal-Commutator, Vespel ■
1:2		1	Seal-Shaft ■
1:3		5	Seal-Body, Buna ■
1:4		1	Seal-Dirt / Water ■
2	3257-42	1	Key-Woodruff

● Not illustrated

■ Not serviced separately

THOROUGHLY PACK THIS BEARING WITH SPECIAL GREASE SUPPLIED IN KIT



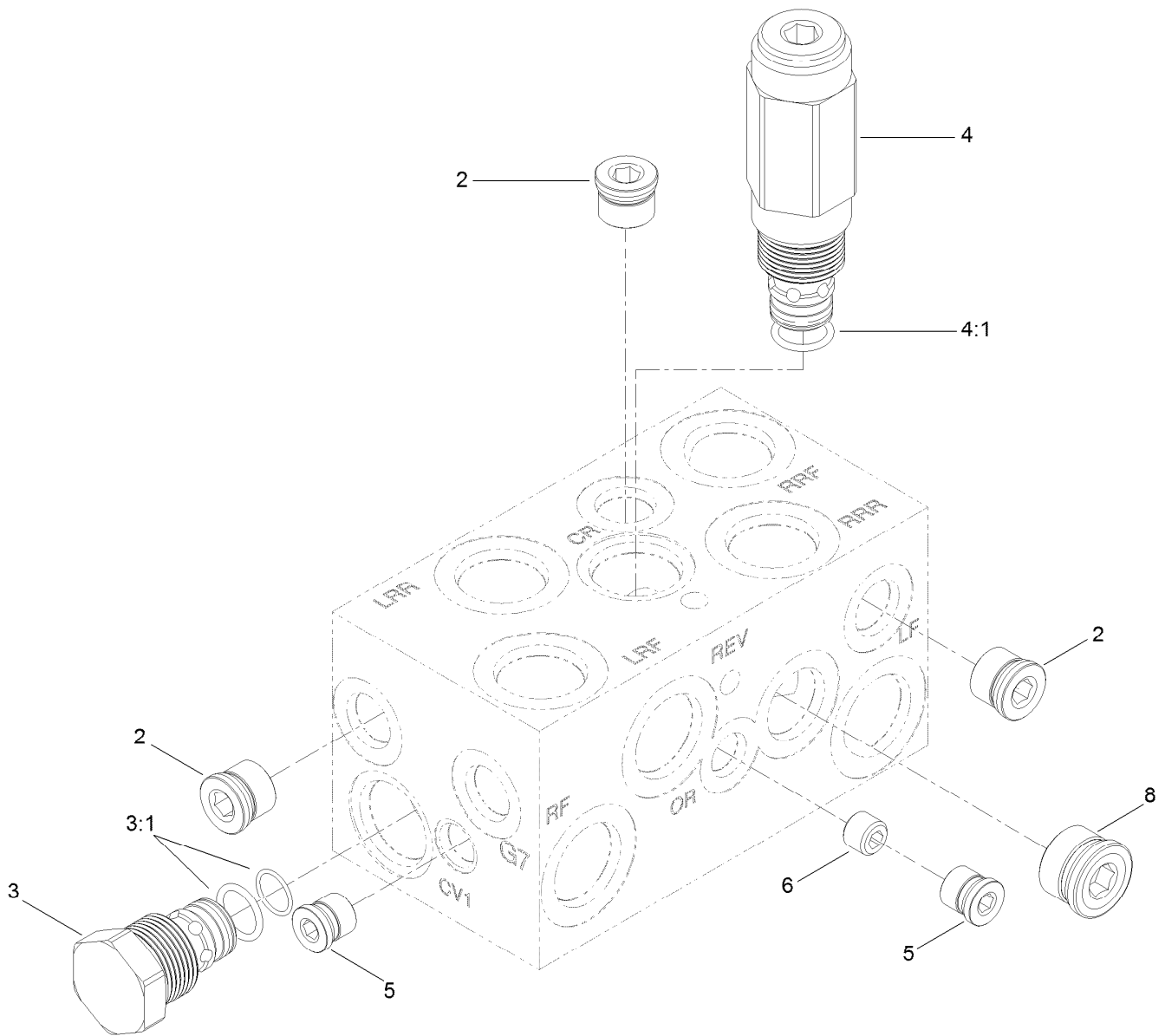
ASSEMBLE WITH WEDGE  
SIDE DOWN INTO COMMUTATOR FACE

## Hydraulic Motor Assembly No. 110-0901

Ref.	Part Number	Qty.	Description
1	110-8897	1	Seal Kit ●
1:1		1	Seal-Commutator, Vespel ■
1:2		1	Seal-Shaft ■
1:3		5	Seal-Body, Buna ■
1:4		1	Seal-Dirt / Water ■
2	3257-42	1	Key-Woodruff

● Not illustrated

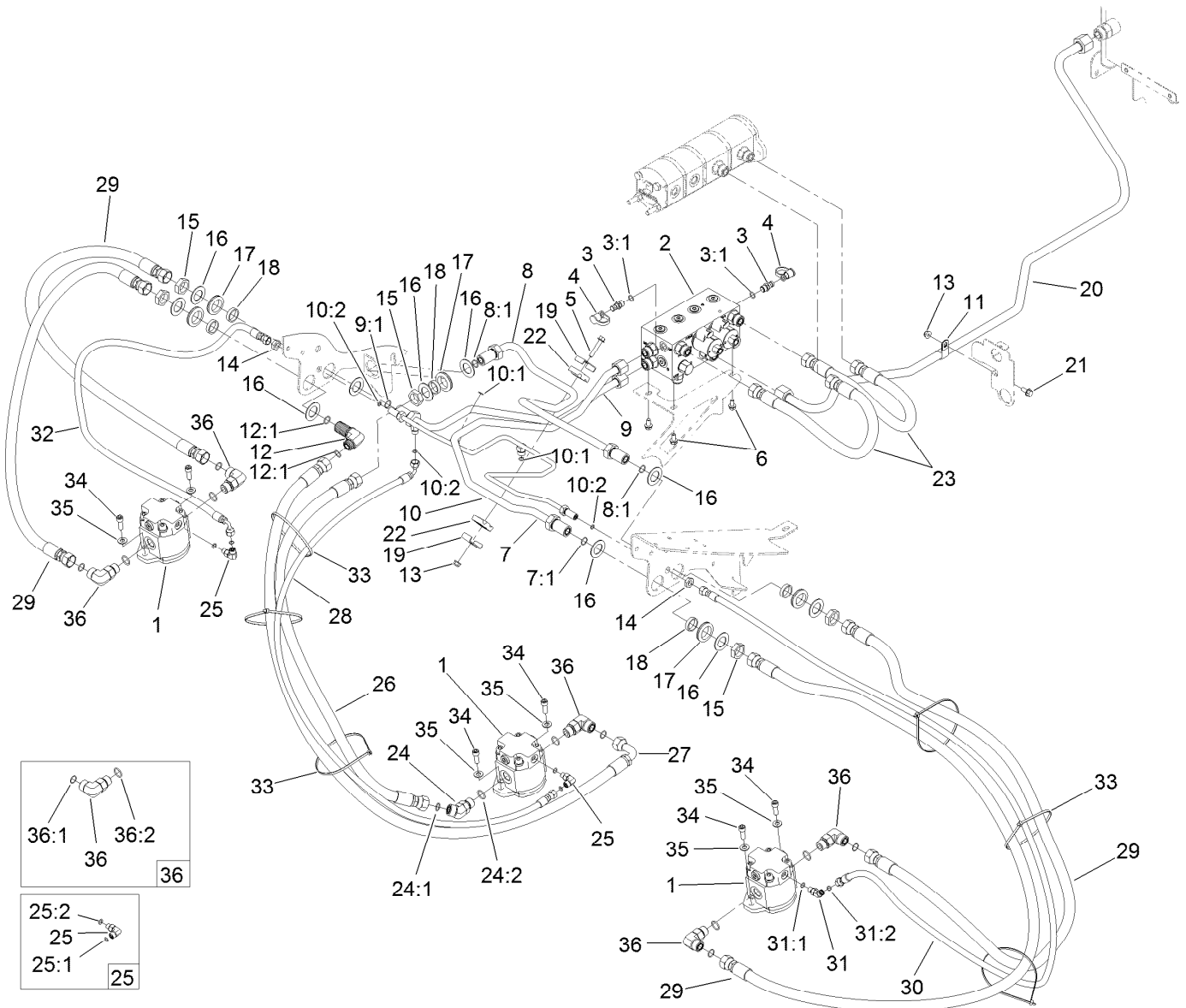
■ Not serviced separately



## Four Wheel Drive Manifold Assembly No. 108-1825

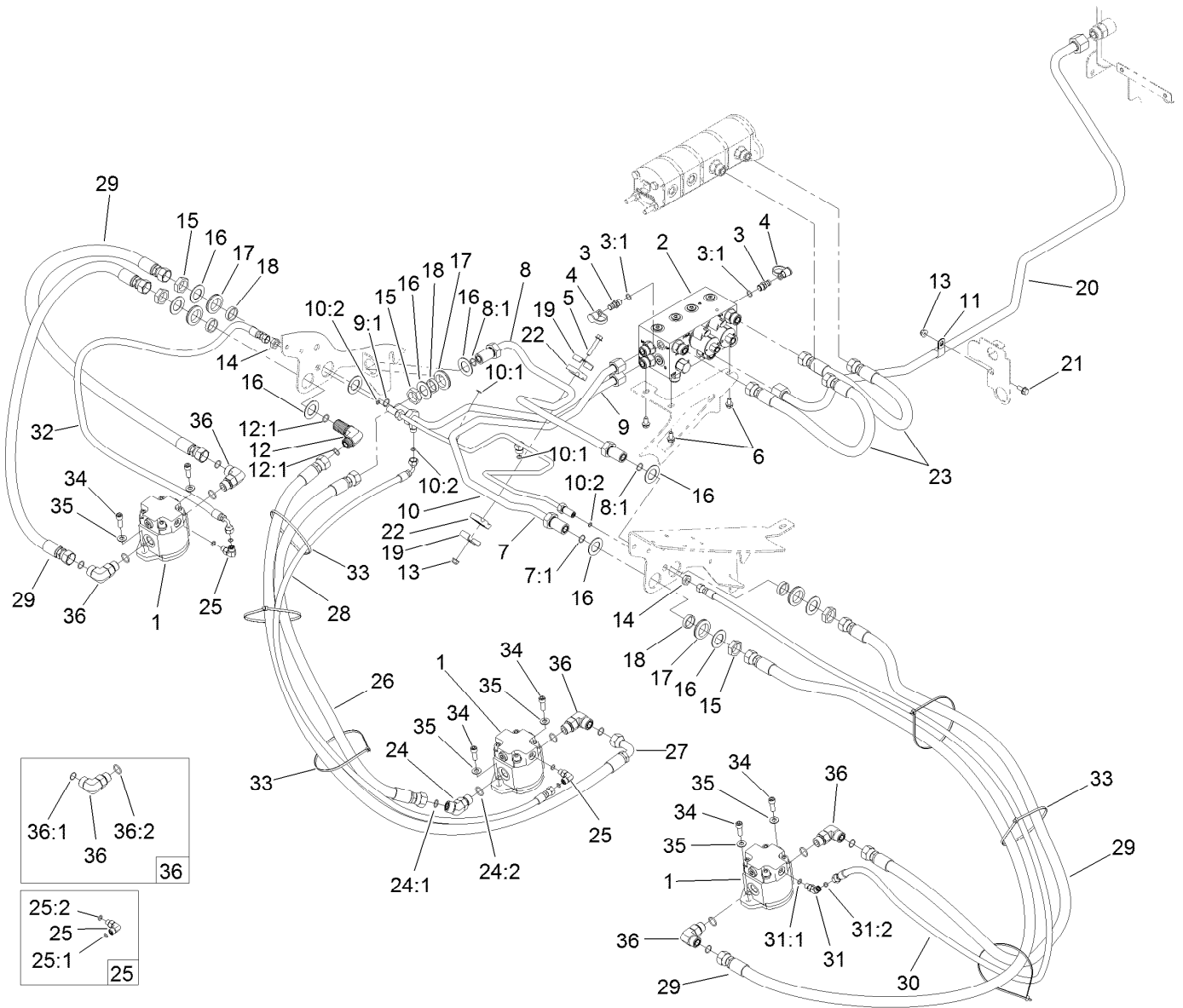
<i>Ref.</i>	<i>Part Number</i>	<i>Qty.</i>	<i>Description</i>
2	106-1026	3	Plug-HYD
3	110-8881	2	Valve-Check
3:1	105-9159	1	Seal Kit ●
4	110-8882	1	Valve-Relief, Cross Over
4:1	110-6316	1	Seal Kit
5	106-1025	2	Plug-HYD
6	110-8883	1	Plug-Orifice (0.040)
8	106-1027	1	Plug

● Not illustrated



## Deck No. 1, 4 and 5 Hydraulic Circuit Assembly

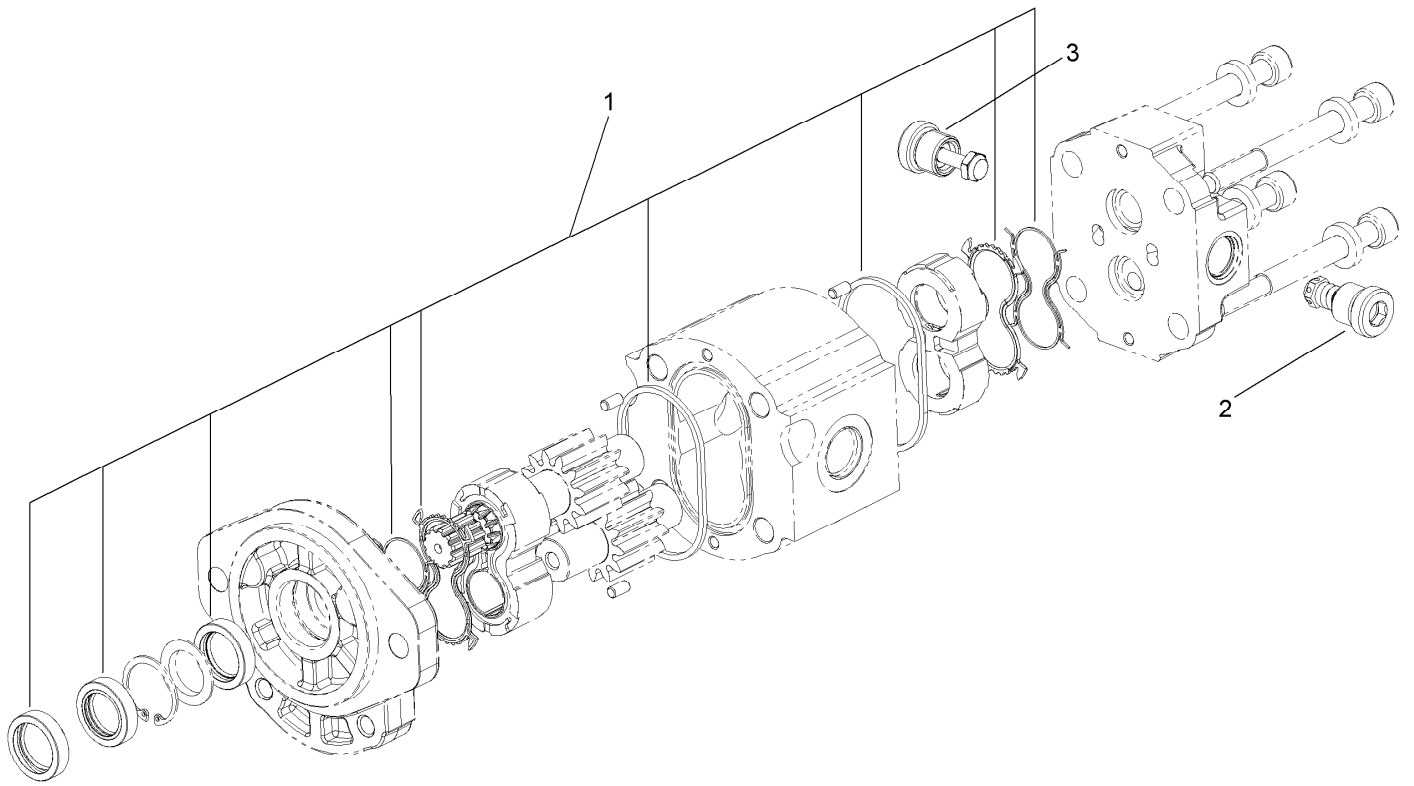
Ref.	Part Number	Qty.	Description	Ref.	Part Number	Qty.	Description
1	108-4004	3	Gear Motor ASM	15	340-74	5	Nut-Lock, Bulkhead
2	114-0359	1	Deck Control Manifold ASM	16	69-9010	10	Washer
3	59-7410	2	Fitting-Diagnostic	17	240-3	5	Grommet-Rubber
3:1	237-42	1	O-Ring	18	125-1984	5	Spacer
4	354-79	2	Cap-Dust	19	119-1419	2	Plate-Clamp
5	94-5780	1	Screw-HWH	20	120-3769	1	Hydraulic Tube ASM
6	3234-14	3	Screw-HHF	21	3234-5	1	Screw-HHF
7	117-0138	1	Tube ASM	22	56-7970	2	Clamp-Tube
7:1	237-65	1	O-Ring	23	108-1686	2	Hose-HYD
8	117-0137	1	Tube ASM	24	340-14	1	Fitting-HYD, 45 DEG
8:1	237-65	2	O-Ring	24:1	237-65	1	O-Ring
9	117-0139	1	Tube ASM	24:2	237-80	1	O-Ring
9:1	237-65	1	O-Ring	25	340-132	2	Fitting-Elbow, 90 DEG
10	110-5286	1	Tube ASM	25:1	237-78	1	O-Ring
10:1	237-22	2	O-Ring	25:2	237-21	1	O-Ring
10:2	237-21	3	O-Ring	26	117-0213	1	HYD Hose ASM
11	2412-4	1	Clamp-R	27	117-0211	1	HYD Hose ASM
12	340-72	1	Fitting-Bulkhead, 90 DEG	28	117-0212	1	HYD Hose ASM
12:1	237-65	2	O-Ring	29	117-0299	4	HYD Hose ASM
13	104-8300	2	Nut-HF, NI	30	104-9323	1	Hose-HYD
14	340-78	2	Nut-Lock	31	340-103	1	Fitting-HYD, 45 DEG



## Deck No. 1, 4 and 5 Hydraulic Circuit Assembly (continued)

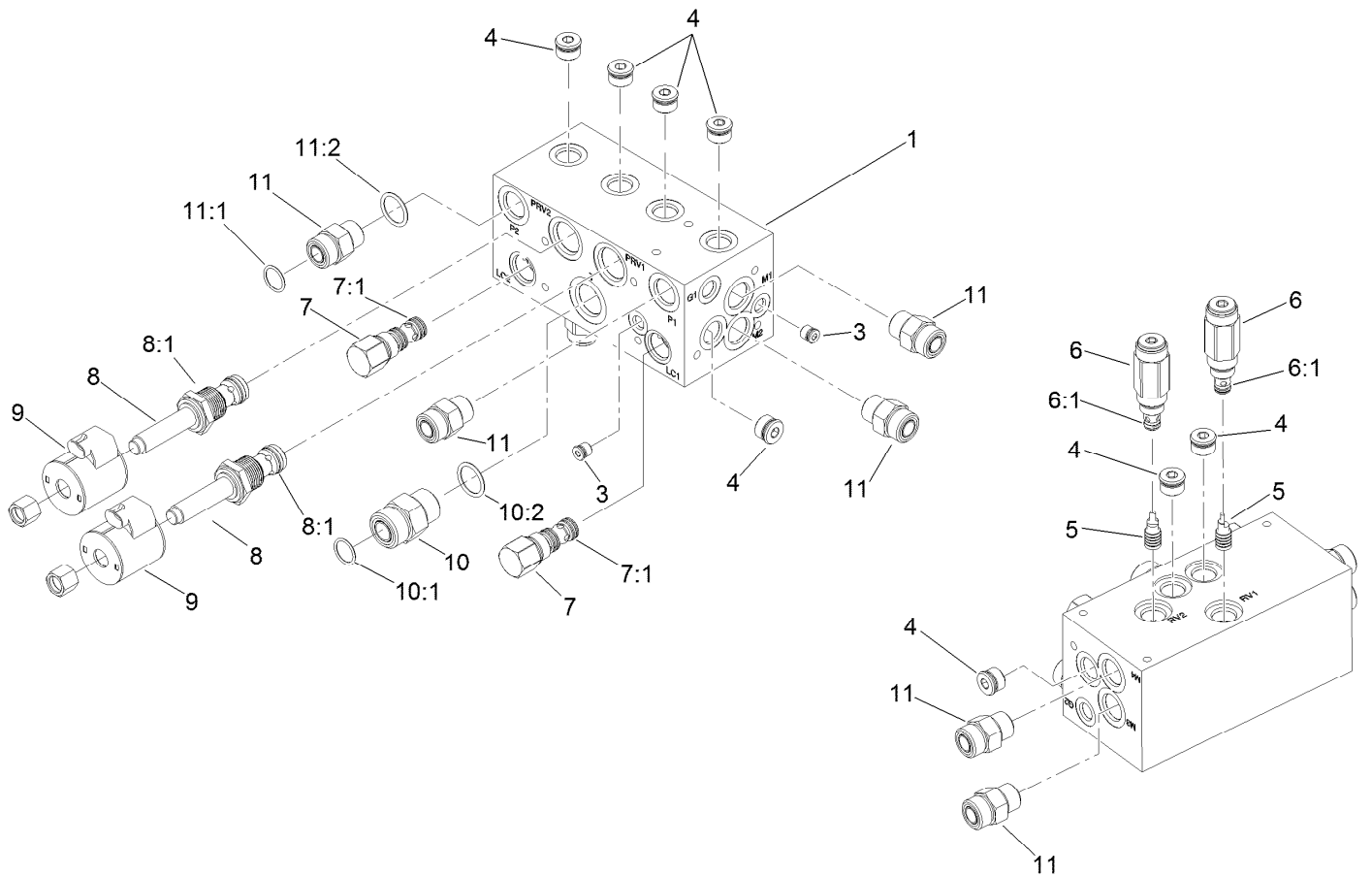
Ref.	Part Number	Qty.	Description
31:1	237-78	1	O-Ring
31:2	237-21	1	O-Ring
32	92-7638	1	Hose ASM
33	3334-945	9	Tie-Cable
34	3274-7	6	Screw-HSH

Ref.	Part Number	Qty.	Description
35	3256-24	6	Washer-Flat
36	340-17	5	Fitting-Elbow, 90 DEG
36:1	237-65	1	O-Ring
36:2	237-80	1	O-Ring



## Gear Motor Assembly No. 108-4004

<i>Ref.</i>	<i>Part Number</i>	<i>Qty.</i>	<i>Description</i>
1	117-0235	1	Seal Kit
2	107-7820	1	Valve-Relief
3	107-7821	1	Valve-Anticavitation

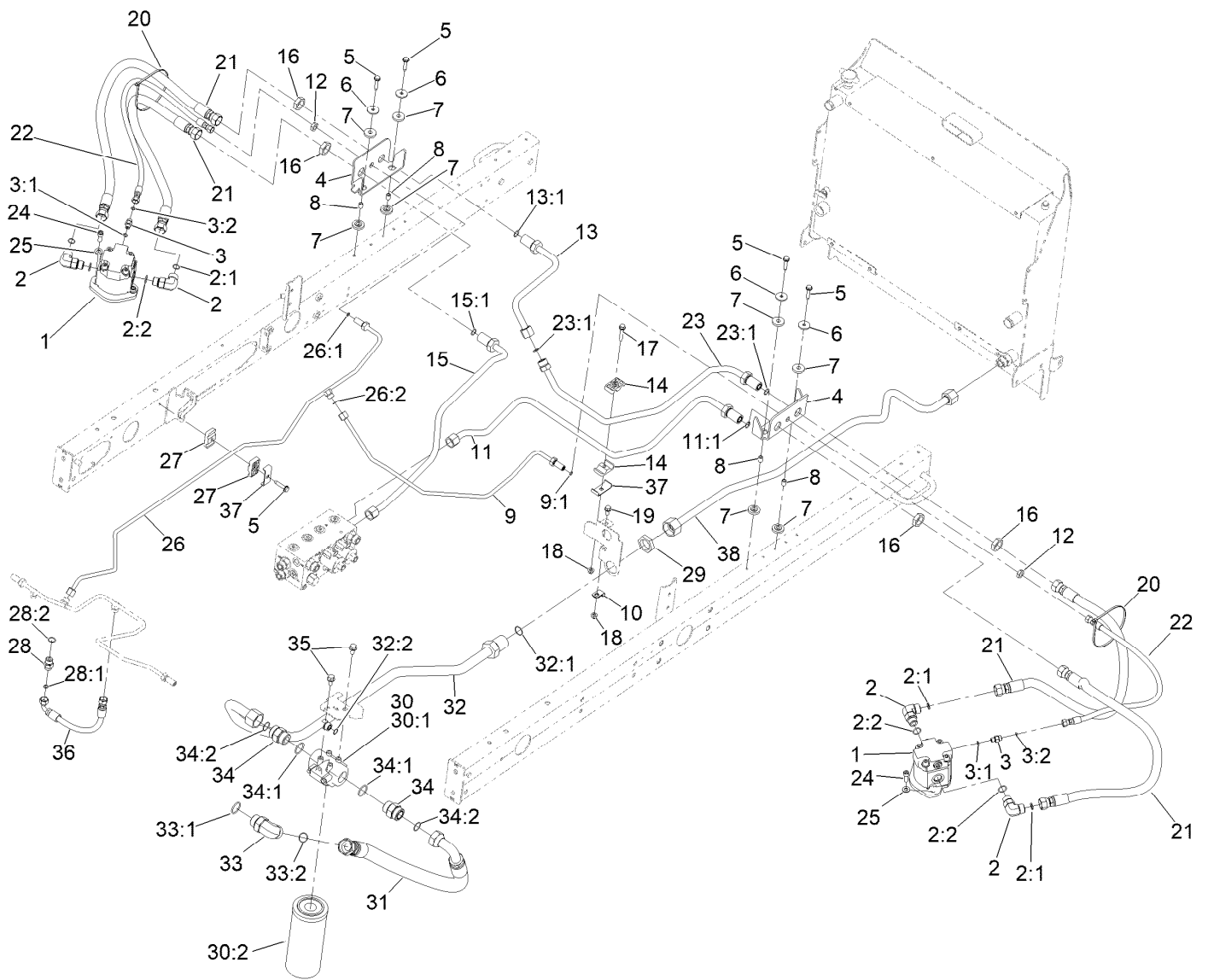


## Deck Control Manifold Assembly No. 114-0359

<i>Ref.</i>	<i>Part Number</i>	<i>Qty.</i>	<i>Description</i>	<i>Ref.</i>	<i>Part Number</i>	<i>Qty.</i>	<i>Description</i>
1		1	Hydraulic Manifold ●	8:1	117-1114	1	Seal Kit
3	106-1025	2	Plug-HYD	9	110-6344	2	Coil-12V, DC
4	106-1027	8	Plug	10	340-9	1	Fitting-STR
5	105-9157	2	Piston-Pilot	10:1	237-58	1	O-Ring
6	112-5259	2	Valve-Relief	10:2	237-81	1	O-Ring
6:1	105-9156	1	Seal Kit	11	340-7	2	Fitting-Straight
7	105-9153	2	Element-Logic, Vented	11:1	237-65	1	O-Ring
7:1	119-2159	1	Seal Kit	11:2	237-80	1	O-Ring
8	117-0229	2	Valve-Relief, Proportional				

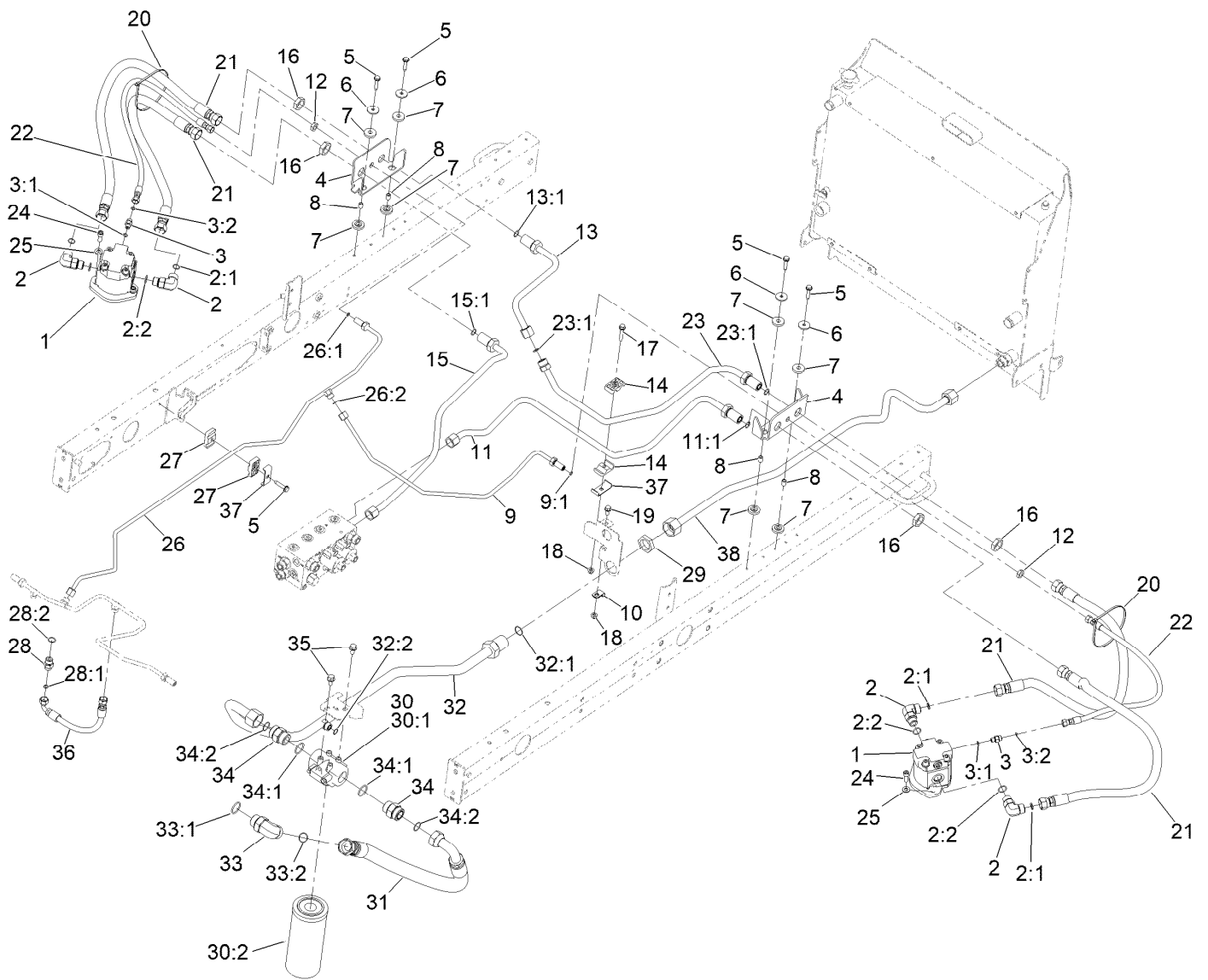
● Not serviced separately





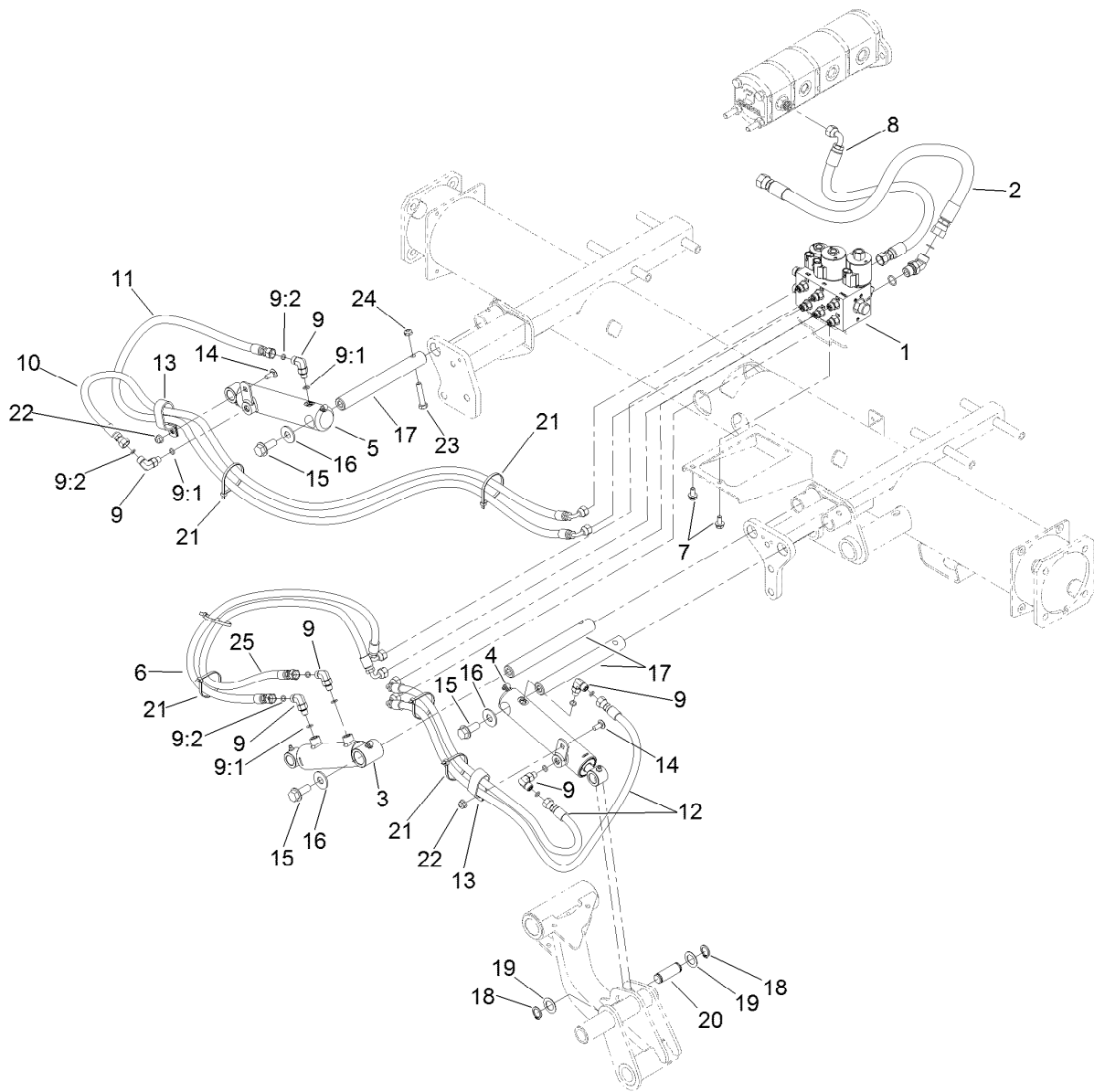
## Deck No. 2 and 3 Hydraulic Circuit Assembly

Ref.	Part Number	Qty.	Description	Ref.	Part Number	Qty.	Description
1	108-4004	2	Gear Motor ASM	15	120-3773	1	Tube ASM HYD
2	340-17	4	Fitting-Elbow, 90 DEG	15:1	237-65	1	O-Ring
2:1	237-65	1	O-Ring	16	340-74	4	Nut-Lock, Bulkhead
2:2	237-80	1	O-Ring	17	94-5780	1	Screw-HWH
3	340-92	2	Fitting-Straight	18	104-8300	2	Nut-HF, NI
3:1	237-78	1	O-Ring	19	3234-5	1	Screw-HHF
3:2	237-21	1	O-Ring	20	3334-945	6	Tie-Cable
4	117-0174-03	2	Bracket-Bulkhead	21	105-1215	4	Hose-HYD
5	32144-57	5	Screw	22	108-6507	2	Hose-HYD
6	105-3048	4	Washer-Flat	23	120-3775	1	HYD Tube ASM
7	240-11	8	Bushing-Flange	23:1	237-65	2	O-Ring
8	99-8611	4	Spacer	24	3274-7	4	Screw-HSH
9	120-3772	1	HYD Tube ASM	25	3256-24	4	Washer-Flat
9:1	237-21	1	O-Ring	26	120-3811	1	HYD Tube ASM
10	2412-113	1	Clamp-R	26:1	237-21	1	O-Ring
11	120-3774	1	HYD Tube ASM	26:2	237-22	1	O-Ring
11:1	237-65	1	O-Ring	27	56-7972	2	Clamp-Tube
12	340-78	2	Nut-Lock	28	340-3	1	Fitting-Straight
13	117-0140	1	Tube ASM	28:1	237-22	1	O-Ring
13:1	237-65	1	O-Ring	28:2	237-79	1	O-Ring
14	56-7971	2	Clamp-Tube	29	340-128	1	Nut-Bulkhead



## Deck No. 2 and 3 Hydraulic Circuit Assembly (continued)

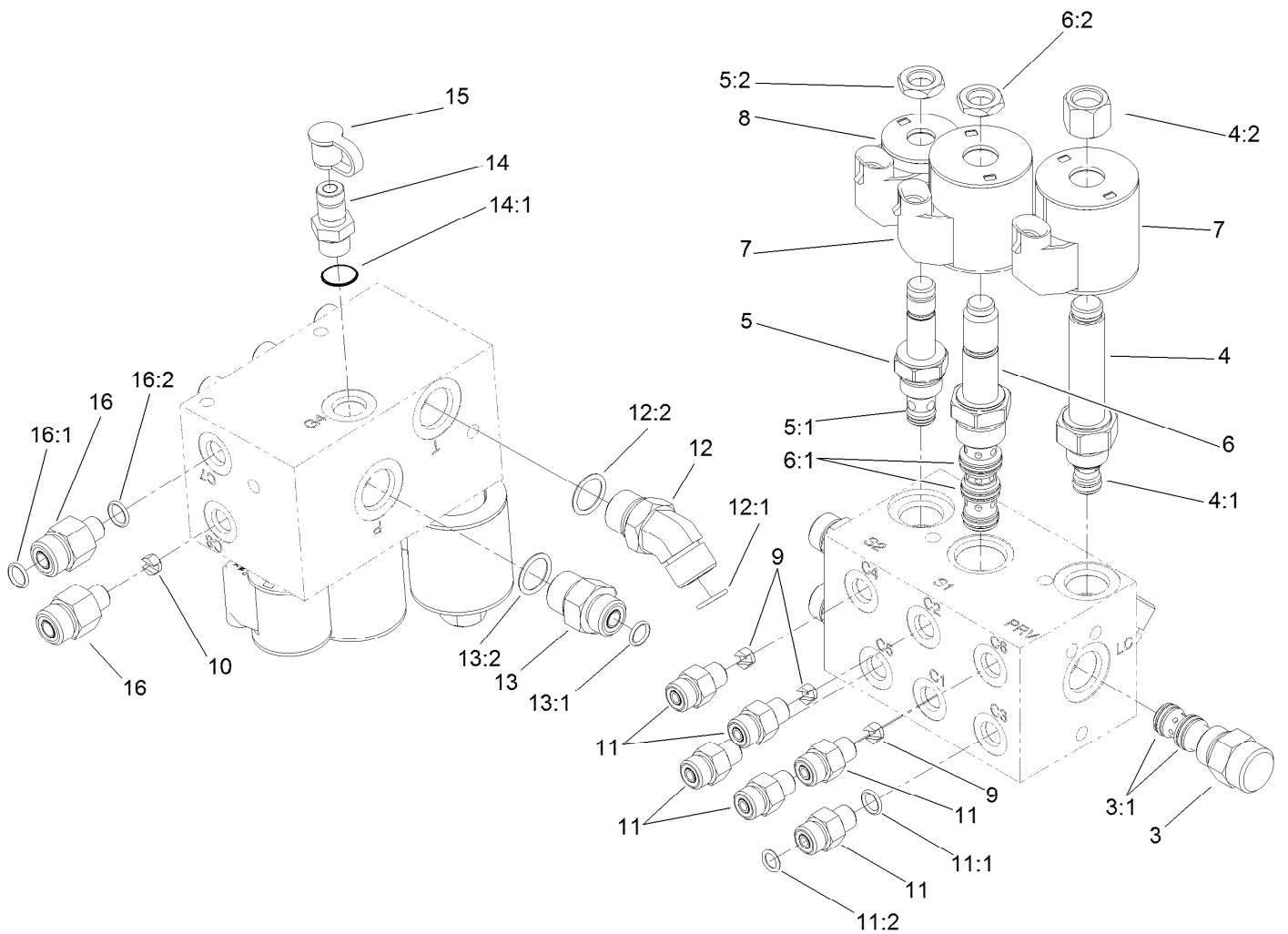
<i>Ref.</i>	<i>Part Number</i>	<i>Qty.</i>	<i>Description</i>	<i>Ref.</i>	<i>Part Number</i>	<i>Qty.</i>	<i>Description</i>
30	98-3923	1	Oil Filter ASM	33:2	340-65	1	O-Ring
30:1	104-0080	1	Filter Head ASM	34	104-3797	2	Fitting-Straight
30:2	94-2621	1	Element-Filter	34:1	237-146	1	O-Ring
31	108-1689	1	Hose-HYD	34:2	340-65	1	O-Ring
32	108-1699	1	Tube ASM	35	3234-1	2	Screw-HHF
32:1	340-65	1	O-Ring	36	66-8490	1	Hose-HYD
32:2	237-30	1	O-Ring	37	119-1419	3	Plate-Clamp
33	340-129	1	Fitting-Elbow, 90 DEG	38	120-3768	1	Tube-Hydraulic
33:1	237-146	1	O-Ring				



## Deck No. 1, 4 and 5 Lift Circuit Hydraulic Assembly

Ref.	Part Number	Qty.	Description
1	117-0158	1	Lift Control Manifold ASM
2	117-0180	1	Hose-HYD
3	119-6989	1	HYD Cylinder ASM
4	119-6990	1	HYD Cylinder ASM
5	119-6991	1	HYD Cylinder ASM
6	117-0253	1	Hose-HYD
7	3234-14	2	Screw-HHF
8	92-5694	1	Hose-Hydraulic
9	340-132	6	Fitting-Elbow, 90 DEG
9:1	237-78	1	O-Ring
9:2	237-21	1	O-Ring
10	117-0262	1	Hose-HYD
11	117-0261	1	Hose-HYD
12	85-4940	2	Hose-HYD

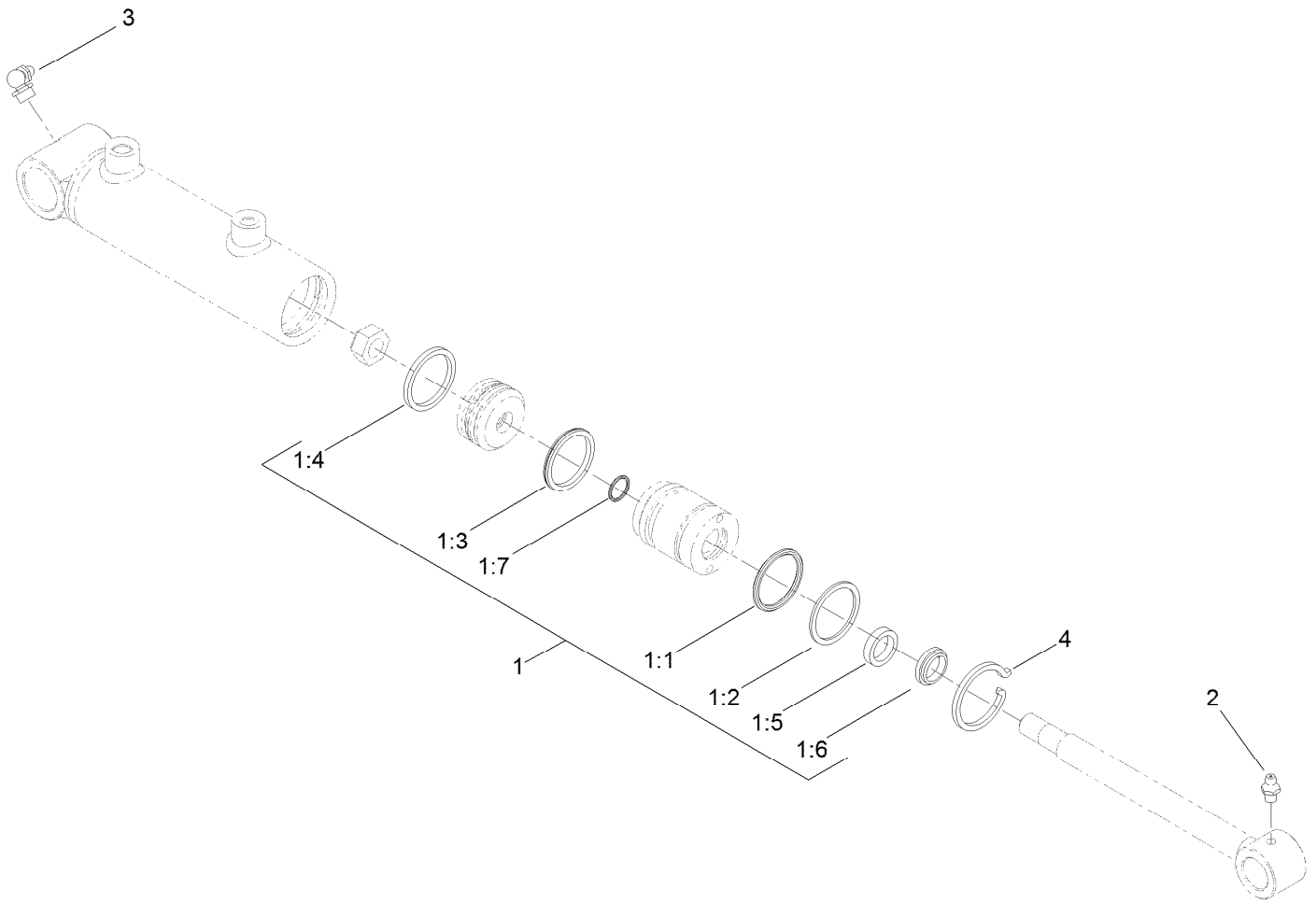
Ref.	Part Number	Qty.	Description
13	2412-137	2	Clamp-R, Double
14	3230-23	2	Bolt-CARR
15	3234-38	3	Screw-HHF
16	3256-6	3	Washer-Flat
17	117-0148	3	Pin-Cylinder
18	32120-93	6	Ring-Retaining
19	3-6498	6	Washer-Thrust
20	104-0046	3	Pin-Slide, Cylinder
21	3290-379	6	Tie-Cable
22	104-8300	2	Nut-HF, NI
23	323-9	3	Screw-HH
24	3296-59	3	Nut-Lock, NI
25	117-0254	1	HP HYD Hose ASM



## Lift Control Manifold Assembly No. 117-0158

Ref.	Part Number	Qty.	Description
3	117-0228	1	Element-Directional, Pilot
3:1	115-5413	1	Seal Kit
4	117-0227	1	Valve-Relief, Proportional
4:1	105-9156	1	Seal Kit
4:2	119-2160	1	Nut-Coil
5	107-7516	1	Solenoid Valve ASM
5:1	105-9156	1	Seal Kit
5:2	110-2634	1	Nut-Coil
6	110-8906	1	Valve-Solenoid
6:1	110-8908	1	Spool Valve Seal Kit
6:2	110-2634	1	Nut-Coil
7	110-6344	2	Coil-12V, DC
8	110-0497	1	Coil-Solenoid
9	110-8902	3	Orifice-Control, Flow (0.046)
10	114-4682	1	Orifice-Flow Control (.030)
11	340-92	6	Fitting-Straight

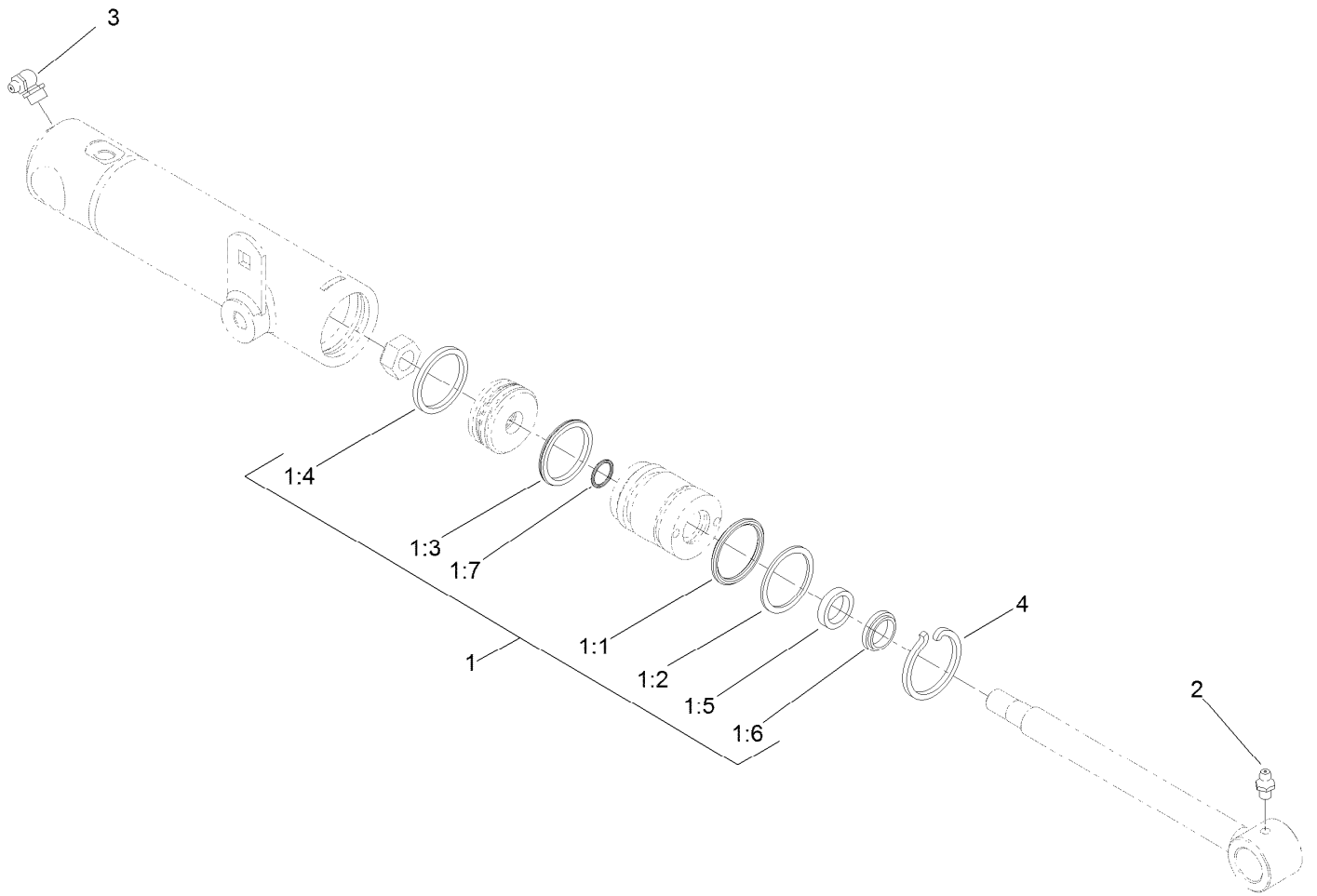
Ref.	Part Number	Qty.	Description
11:1	237-78	1	O-Ring
11:2	237-21	1	O-Ring
12	340-101	1	Fitting-HYD, 45 DEG
12:1	237-30	1	O-Ring
12:2	237-79	1	O-Ring
13	340-3	1	Fitting-Straight
13:1	237-22	1	O-Ring
13:2	237-79	1	O-Ring
14	59-7410	1	Fitting-Diagnostic
14:1	237-42	1	O-Ring
15	354-79	1	Cap-Dust
16	340-88	2	Fitting-Straight
16:1	237-22	1	O-Ring
16:2	237-78	1	O-Ring



## Hydraulic Cylinder Assembly No. 119-6989

Ref.	Part Number	Qty.	Description
1	119-6992	1	Seal Kit
1:1		1	O-Ring ●
1:2		1	Backup ●
1:3		1	Bp Seal ●
1:4		1	Wear Ring-Ht ●
1:5		1	Bs Seal ●
1:6		1	Dust Seal-Dt ●
1:7		1	O-Ring ●
2	302-5	1	Fitting-Grease
3	302-33	1	Fitting-Grease
4	84-1680	1	Ring-Retaining

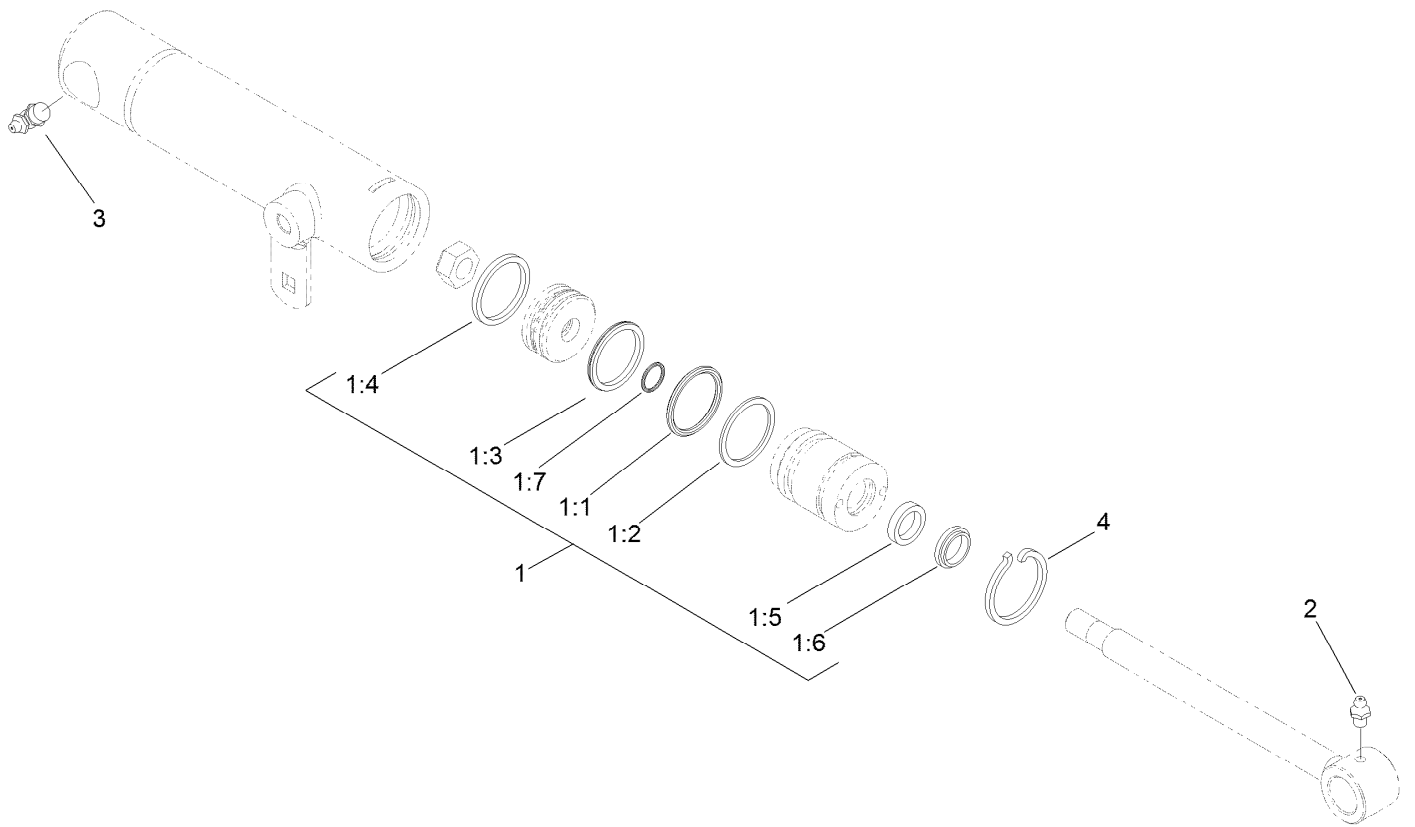
● Not serviced separately



## Hydraulic Cylinder Assembly No. 119-6990

<i>Ref.</i>	<i>Part Number</i>	<i>Qty.</i>	<i>Description</i>
1	119-6992	1	Seal Kit
1:1		1	O-Ring ●
1:2		1	Backup ●
1:3		1	Bp Seal ●
1:4		1	Wear Ring-Ht ●
1:5		1	Bs Seal ●
1:6		1	Dust Seal-Dt ●
1:7		1	O-Ring ●
2	302-5	1	Fitting-Grease
3	302-33	1	Fitting-Grease
4	84-1680	1	Ring-Retaining

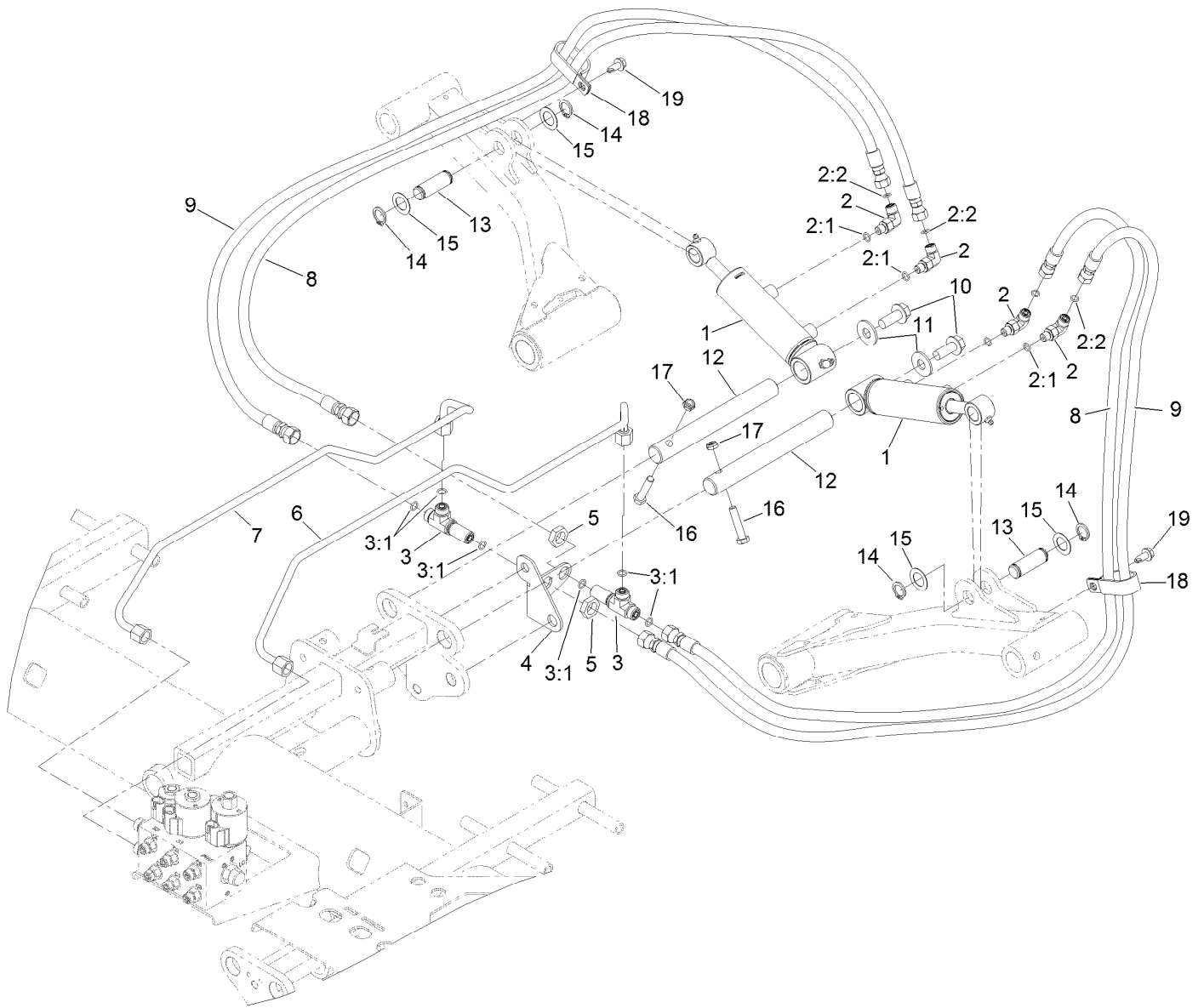
● Not serviced separately



## Hydraulic Cylinder Assembly No. 119-6991

Ref.	Part Number	Qty.	Description
1	119-6992	1	Seal Kit
1:1		1	O-Ring ●
1:2		1	Backup ●
1:3		1	Bp Seal ●
1:4		1	Wear Ring-Ht ●
1:5		1	Bs Seal ●
1:6		1	Dust Seal-Dt ●
1:7		1	O-Ring ●
2	302-5	1	Fitting-Grease
3	302-33	1	Fitting-Grease
4	84-1680	1	Ring-Retaining

● Not serviced separately

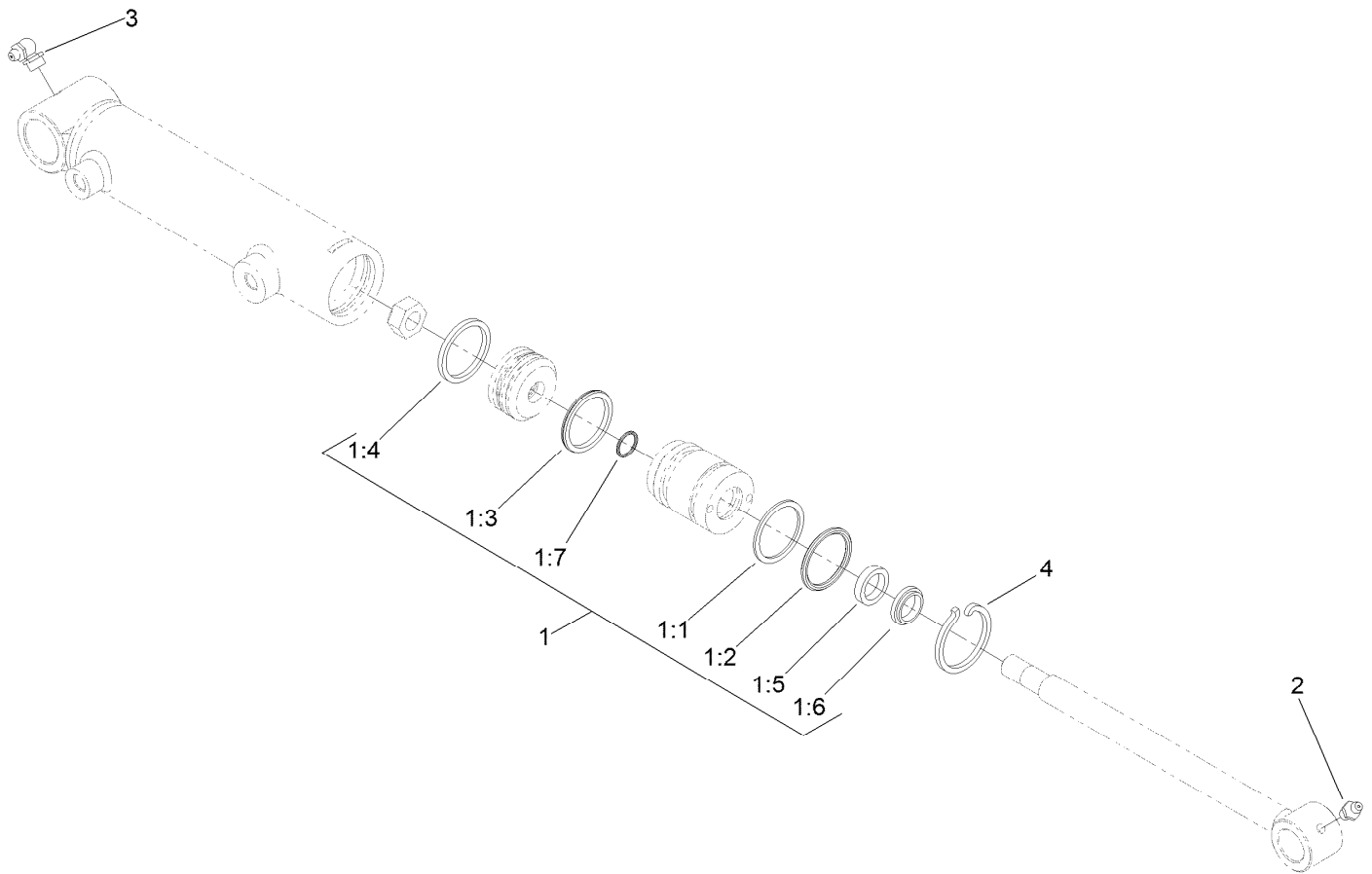


## Deck No. 2 and 3 Lift Circuit Hydraulic Assembly

Ref.	Part Number	Qty.	Description
1	119-6988	2	HYD Cylinder ASM
2	340-132	4	Fitting-Elbow, 90 DEG
2:1	237-78	1	O-Ring
2:2	237-21	1	O-Ring
3	340-68	2	Fitting-Tee, Bulkhead
3:1	237-22	3	O-Ring
4	117-0179	1	Bracket-Bulkhead
5	340-70	2	Nut-Lock
6	117-0175	1	Tube-HYD
7	117-0176	1	Tube-HYD
8	105-5402	2	Hose-HYD

Ref.	Part Number	Qty.	Description
9	105-5405	2	Hose-HYD
10	3234-38	2	Screw-HHF
11	3256-6	2	Washer-Flat
12	117-0148	2	Pin-Cylinder
13	104-0046	2	Pin-Slide, Cylinder
14	32120-93	4	Ring-Retaining
15	3-6498	4	Washer-Thrust
16	323-9	2	Screw-HH
17	3296-59	2	Nut-Lock, NI
18	2412-137	2	Clamp-R, Double
19	32104-32	2	Screw-HWH

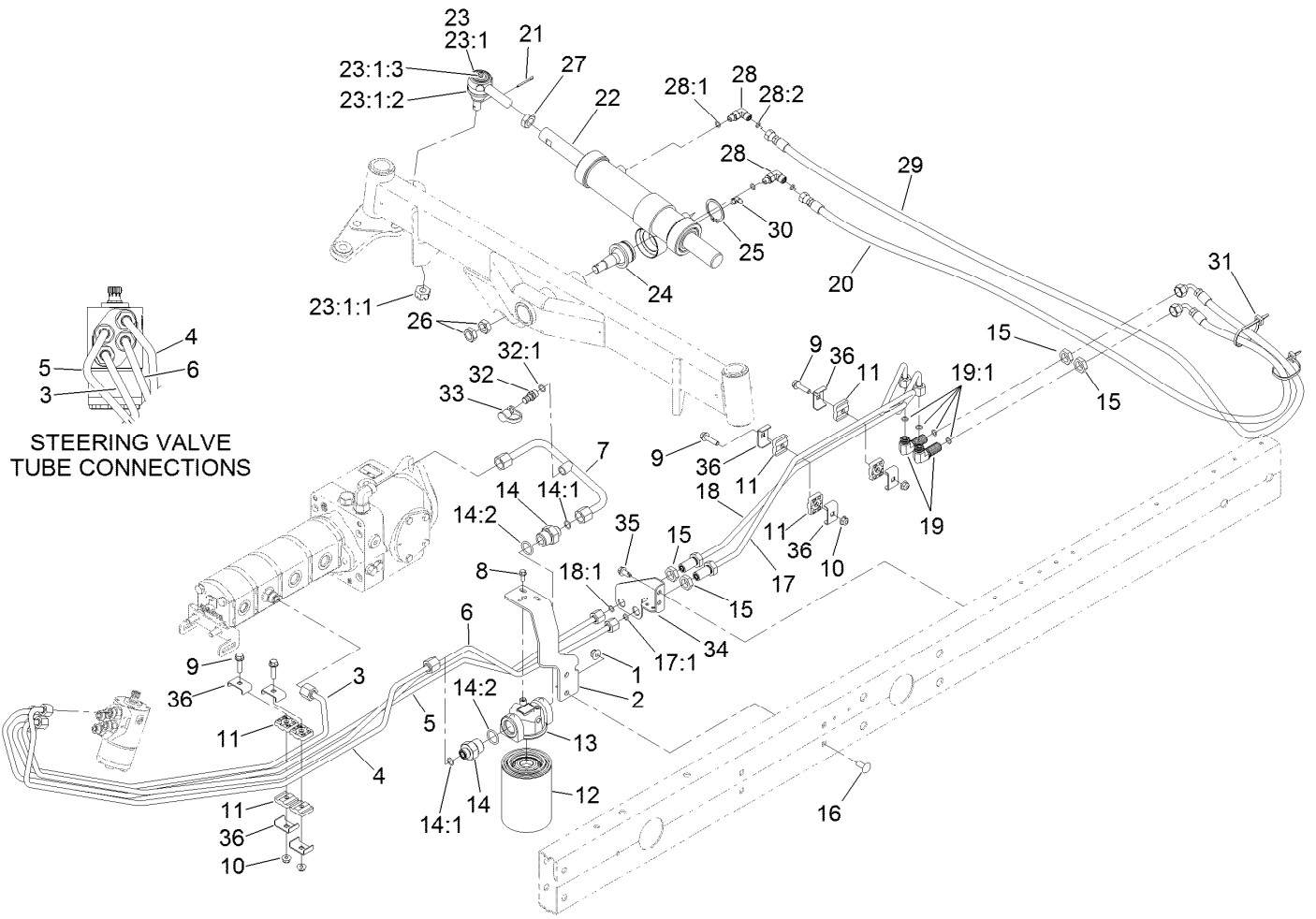




## Hydraulic Cylinder Assembly No. 119-6988

<i>Ref.</i>	<i>Part Number</i>	<i>Qty.</i>	<i>Description</i>
1	119-6992	1	Seal Kit
1:1		1	O-Ring ●
1:2		1	Backup ●
1:3		1	Bp Seal ●
1:4		1	Wear Ring-Ht ●
1:5		1	Bs Seal ●
1:6		1	Dust Seal-Dt ●
1:7		1	O-Ring ●
2	302-5	1	Fitting-Grease
3	302-33	1	Fitting-Grease
4	84-1680	1	Ring-Retaining

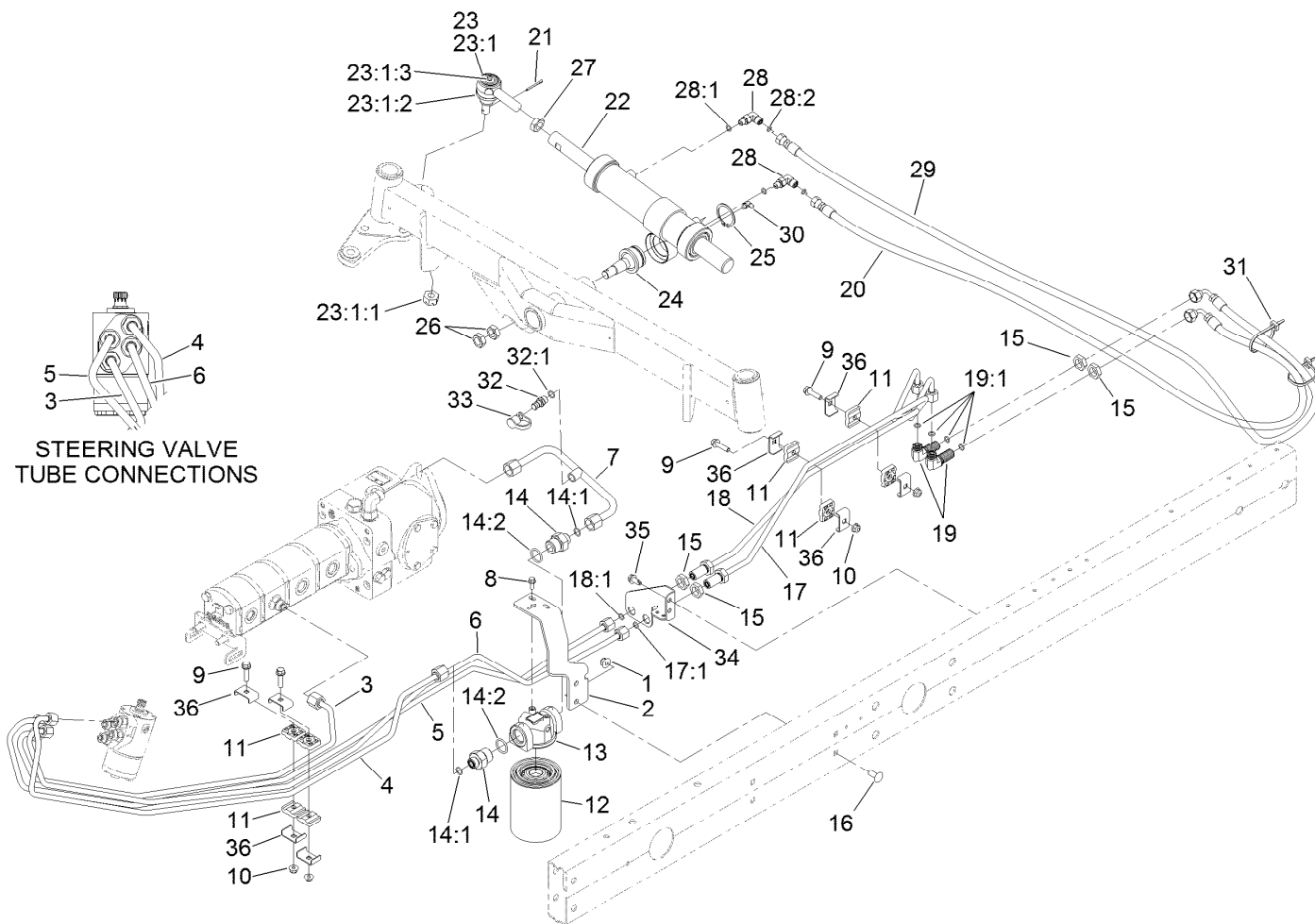
● Not serviced separately



## Steering Hydraulic Assembly

Ref.	Part Number	Qty.	Description	Ref.	Part Number	Qty.	Description
1	104-8301	2	Nut-HF, NI	17	120-3763	1	HYD Tube ASM
2	110-0906-01	1	Support-Filter, Oil	17:1	237-22	1	O-Ring
3	117-0167	1	Tube-HYD	18	121-5586	1	HYD Tube ASM
4	108-1711	1	Tube-HYD	18:1	237-22	1	O-Ring
5	120-3764	1	Tube-HYD	19	340-154	2	Union-Bulkhead
6	120-3765	1	Tube-HYD	19:1	237-22	2	O-Ring
7	121-5601	1	Tube-HYD	20	110-0928	1	Hose-HYD
8	3234-33	2	Screw-HHF	21	3272-12	1	Pin-Cotter
9	3234-36	4	Screw-HHF	22	114-0403	1	HYD Steering Cylinder ASM
10	104-8300	4	Nut-HF, NI	23	71-4740-03	1	RH Tie Rod End ASM
11	56-7973	8	Clamp-Tube	23:1		1	End-Rod, Tie (RH) ●
12	86-3010	1	Filter-Oil	23:1:1	105-7941	1	Nut-Hex, Slotted
13	117-5820	1	Head-Filter	23:1:2	105-7835	1	Seal
14	100-4240	2	Fitting-STR	23:1:3	302-5	1	Fitting-Grease
14:1	237-30	1	O-Ring	24	106-6774	1	Joint-Ball
14:2	237-81	1	O-Ring	25	32151-104	1	Ring-Retaining, External
15	340-70	4	Nut-Lock	26	3220-6	2	Nut-Jam
16	3231-27	2	Screw-CARR	27	84-5300	1	Nut-Jam

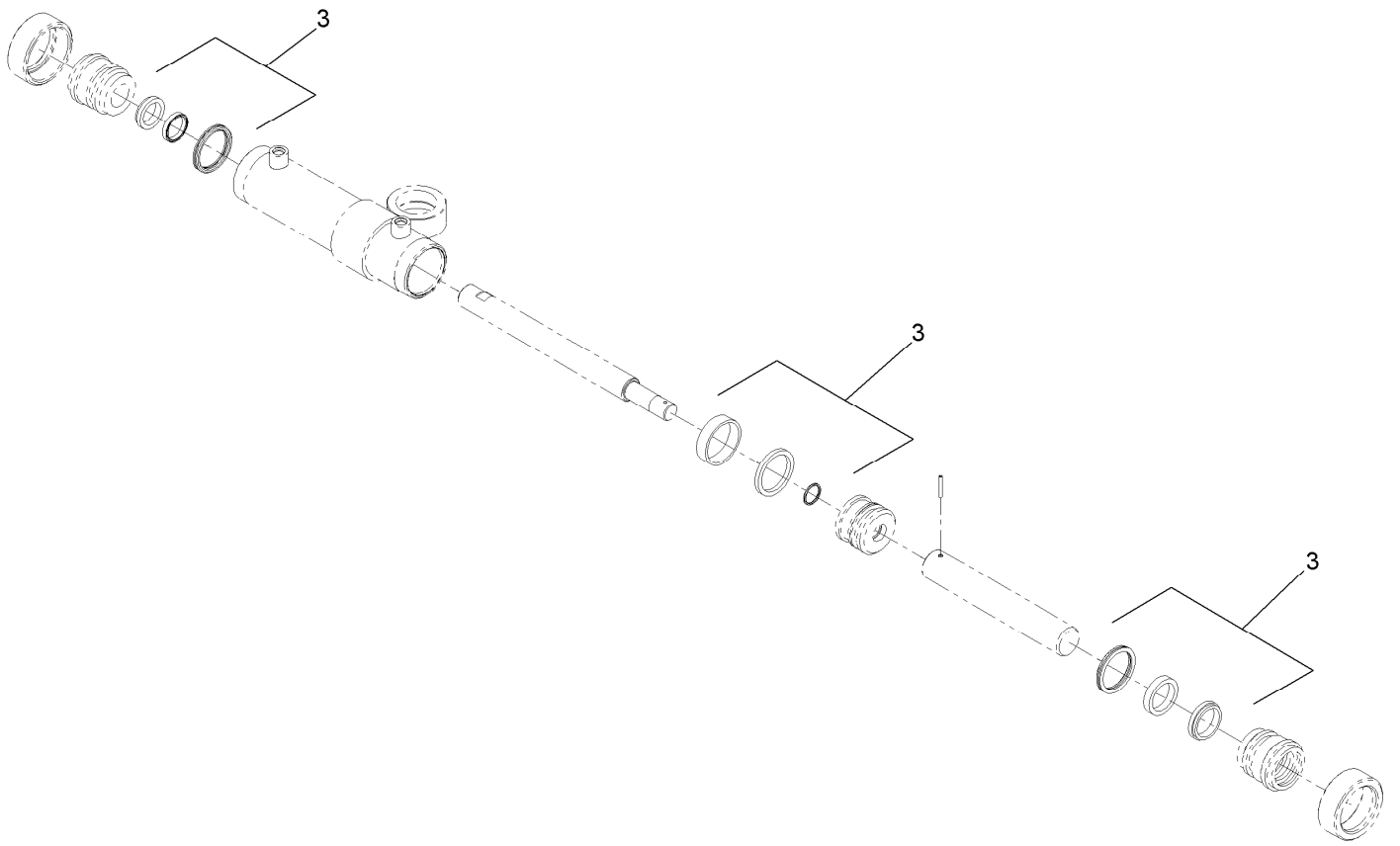
● Not serviced separately



## Steering Hydraulic Assembly (continued)

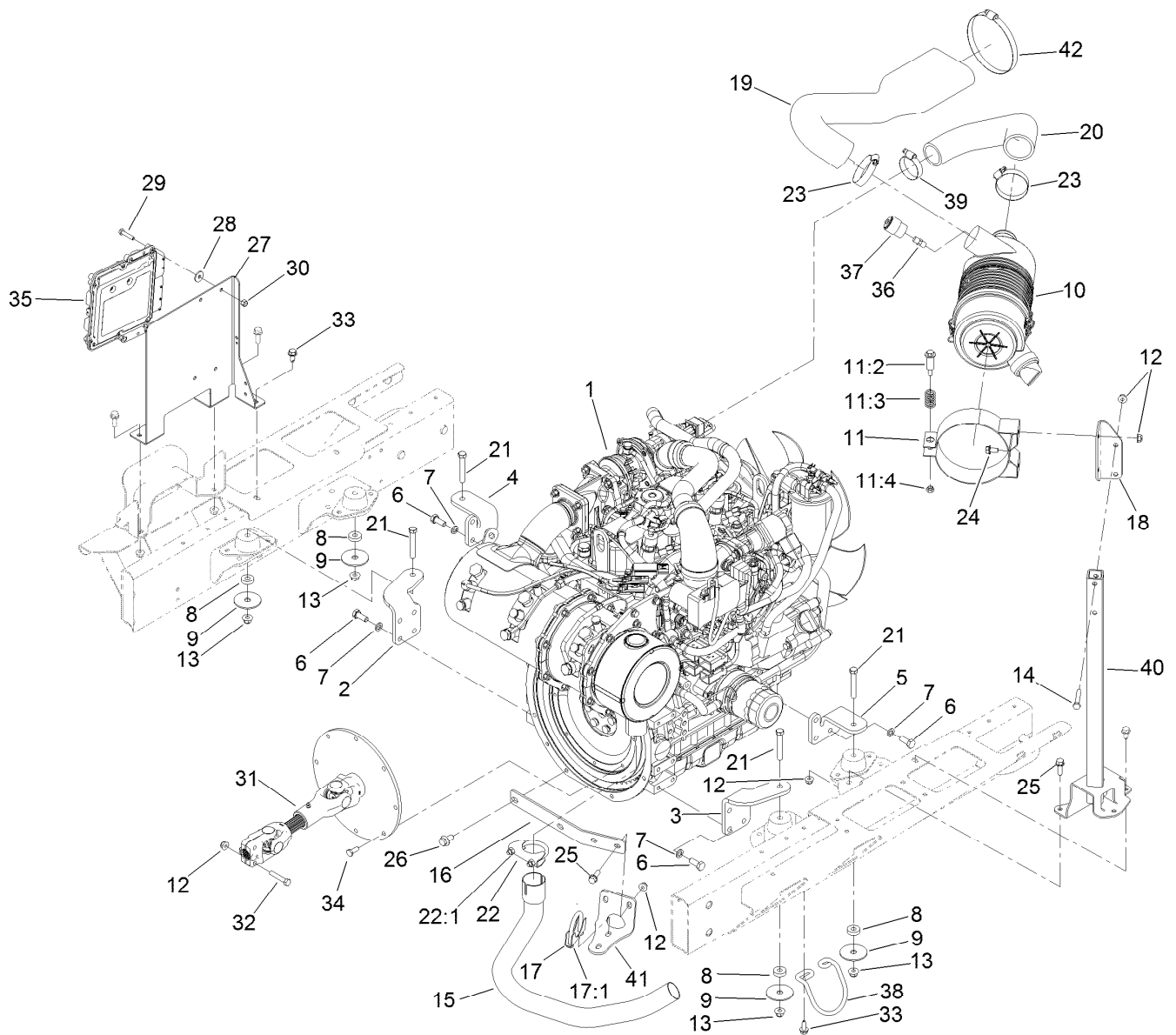
<i>Ref.</i>	<i>Part Number</i>	<i>Qty.</i>	<i>Description</i>	<i>Ref.</i>	<i>Part Number</i>	<i>Qty.</i>	<i>Description</i>
28	340-132	2	Fitting-Elbow, 90 DEG	32	59-7410	1	Fitting-Diagnostic
28:1	237-78	1	O-Ring	32:1	237-42	1	O-Ring
28:2	237-21	1	O-Ring	33	354-79	1	Cap-Dust
29	110-0973	1	Hose-HYD	34	120-3781-01	1	Bracket-Bulhead, Steer
30	302-40	1	Fitting-Grease, 90 DEG	35	32104-32	2	Screw-HWH
31	3290-378	2	Tie-Cable	36	119-1418	6	Plate-Clamp, Short

● Not serviced separately



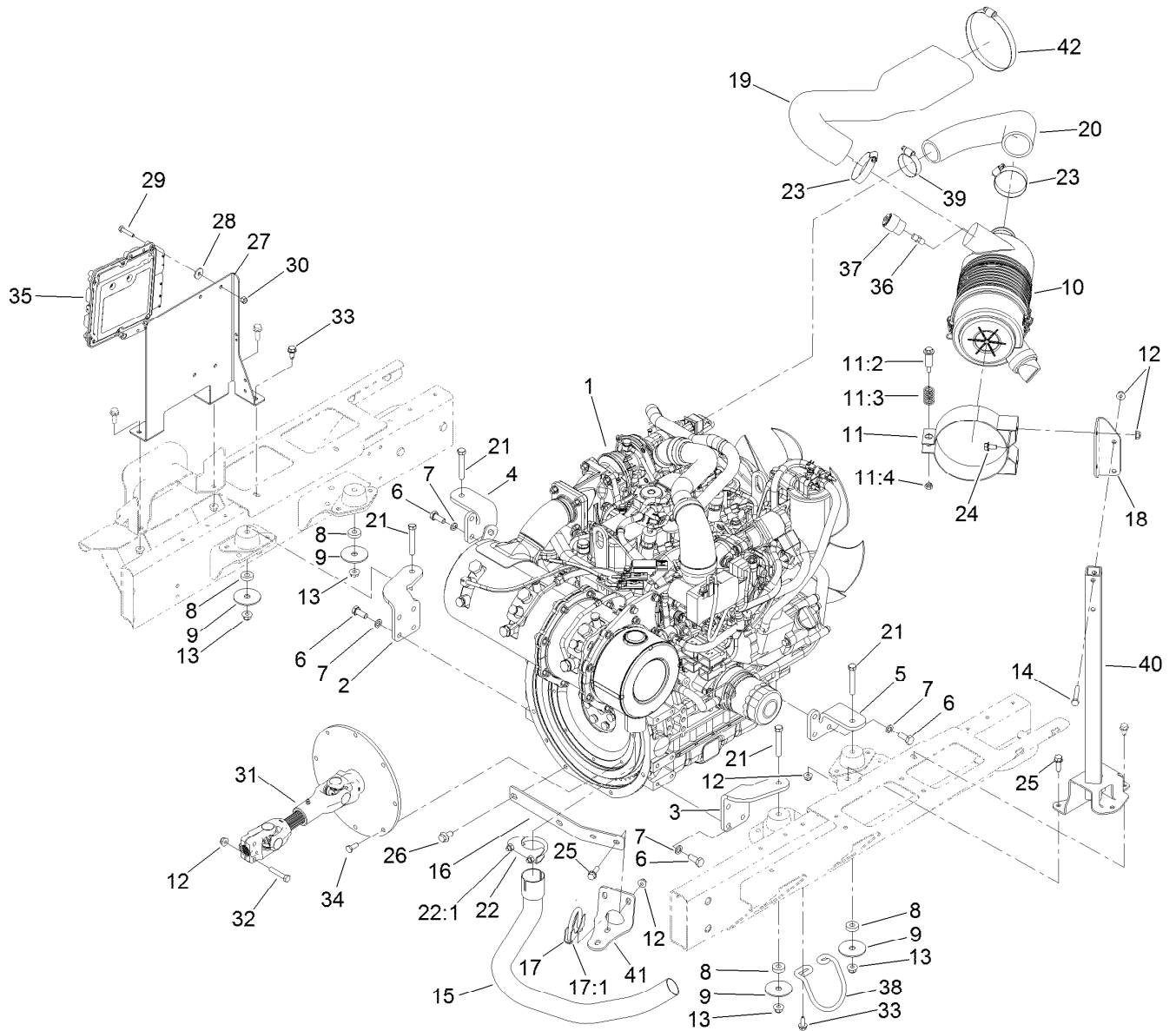
## Hydraulic Cylinder Assembly No. 114-0403

<i>Ref.</i>	<i>Part Number</i>	<i>Qty.</i>	<i>Description</i>
3	114-0404	1	Cylinder Repair Kit



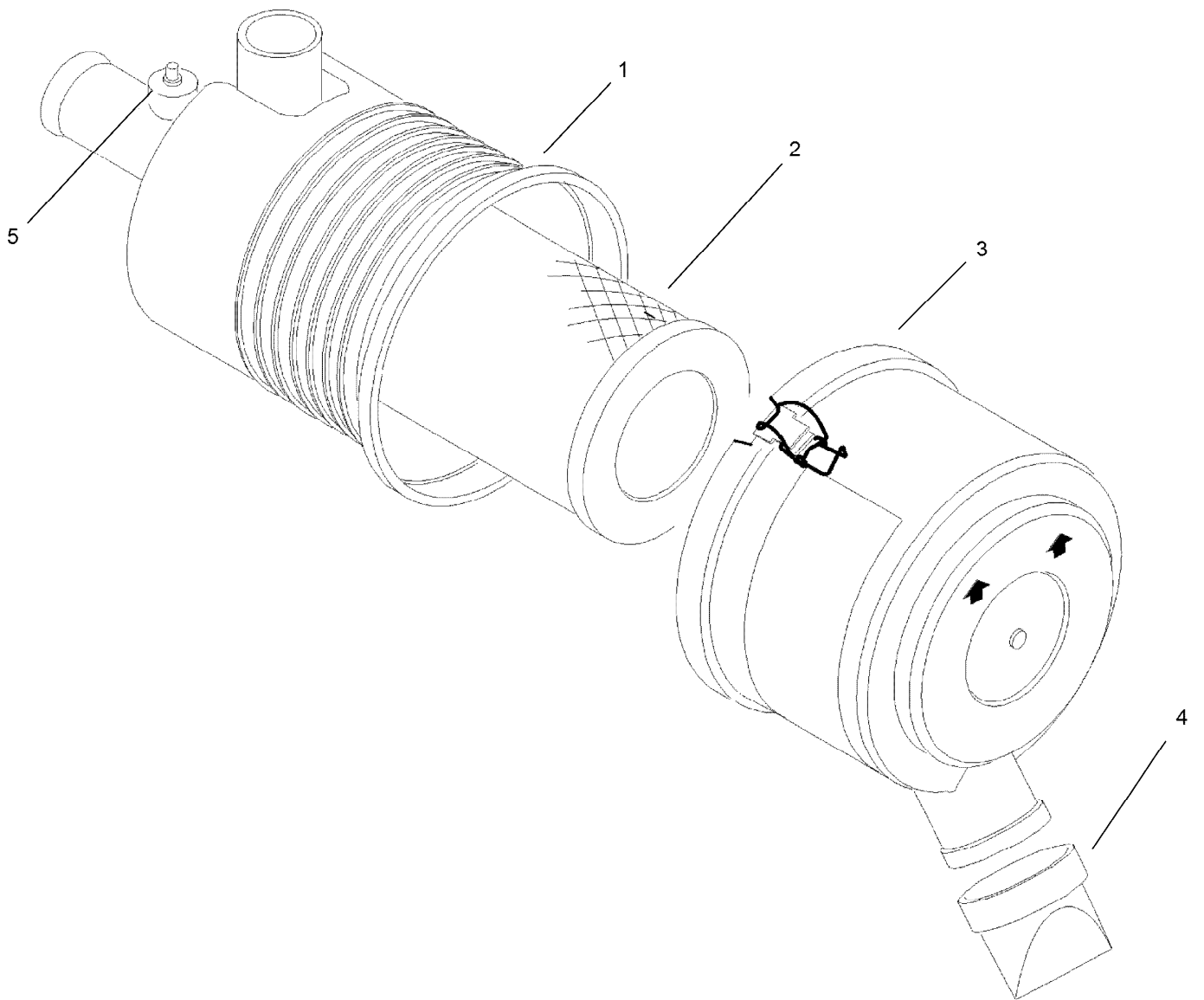
## Engine, Driveshaft and Air Cleaner Assembly

Ref.	Part Number	Qty.	Description	Ref.	Part Number	Qty.	Description
1	120-3797	1	Engine-Yanmar, 3Tnv86Ct-Dtr	17:1	32128-20	2	Nut-HF
2	120-3777-03	1	Mount-Engine, Right Front	18	120-6298-03	1	Bracket-Aircleaner
3	120-3778-03	1	Mount-Engine, Left Front	19	121-5559	1	Hose-Air Cleaner
4	120-3779-03	1	Mount-Engine, Right Rear	20	121-5560	1	Hose-Air Cleaner
5	120-3780-03	1	Mount-Engine, Left Rear	21	323-12	4	Screw-HH
6	33115-025	14	Screw-HH	22	2112-6	1	Clamp-Muffler
7	48-9590	14	Washer-Lock	22:1	3218-2	2	Nut-Hex Jam
8	62-6660	4	Spacer	23	2412-125	2	Clamp-Hose
9	87-5100	4	Washer-Snubbing	24	3234-14	2	Screw-HHF
10	98-4517	1	Air Cleaner ASM	25	3234-29	4	Screw-HHF
11	100-4825	1	Band-Mounting, Air Cleaner	26	33105-020	2	Screw-HHF
11:2	94-3653	1	Bolt	27	127-2712-03	1	Bracket-Ecu
11:3	94-3654	1	Spring	28	66-2921	4	Washer-Friction
11:4	48-9510	1	Nut	29	321-8	4	Screw-HH
12	104-8300	10	Nut-HF, NI	30	3296-42	4	Nut-Lock, NI
13	104-8301	4	Nut-HF, NI	31	120-3756	1	Driveshaft ASM
14	322-10	2	Screw-HH	32	322-9	2	Screw-HH
15	120-3790	1	Tube-Exhaust	33	32104-32	3	Screw-HWH
16	121-5594-03	1	Bracket-Tailpipe	34	33114-020	8	Screw-HH
17	2112-9	1	Clamp	35	121-5592	1	Electronic Control Unit
				36	94-1416	1	Adapter-Indicator



## Engine, Driveshaft and Air Cleaner Assembly (continued)

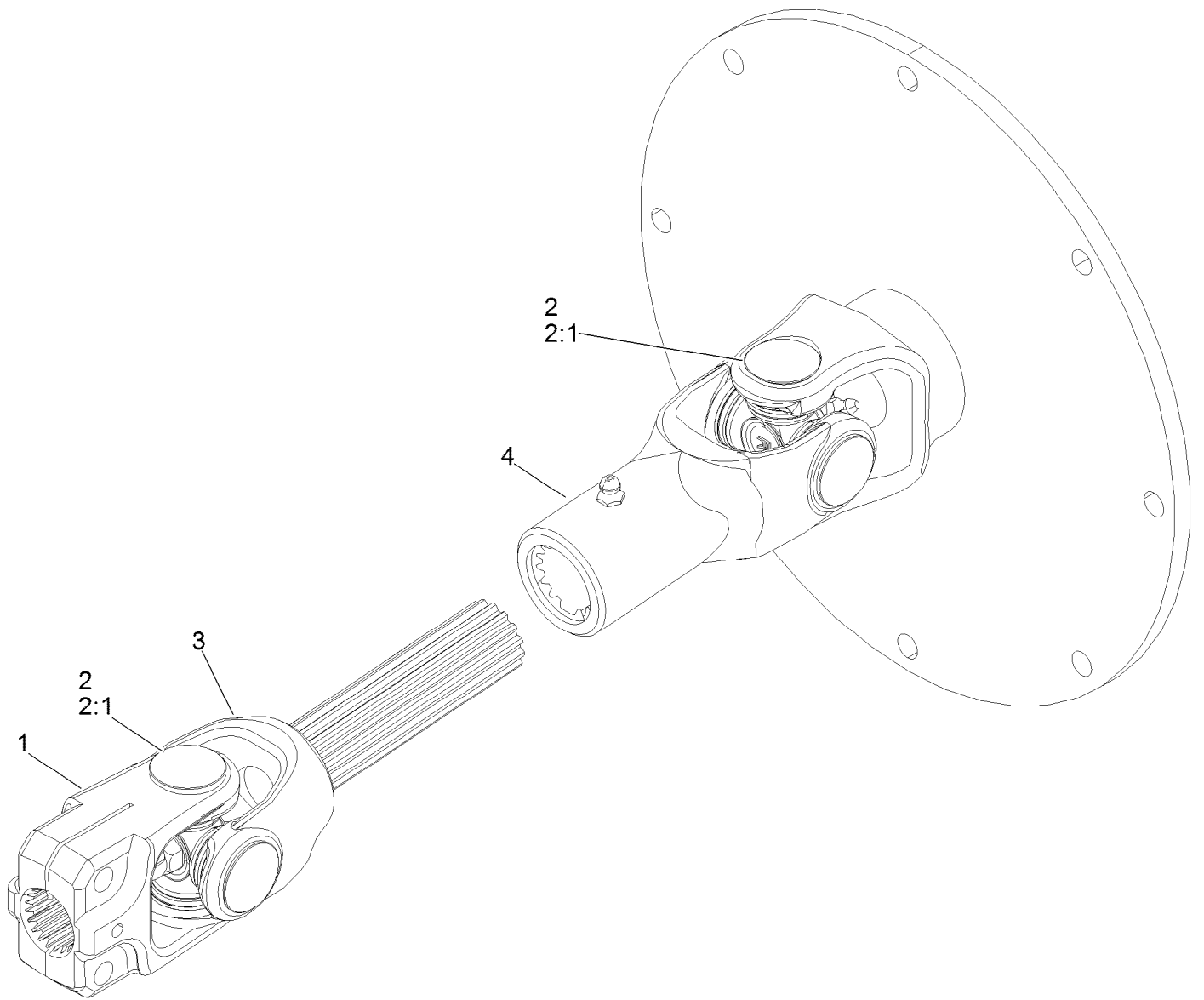
<i>Ref.</i>	<i>Part Number</i>	<i>Qty.</i>	<i>Description</i>	<i>Ref.</i>	<i>Part Number</i>	<i>Qty.</i>	<i>Description</i>
37	93-9164	1	Indicator-Mini	40	120-2949-03	1	Stand
38	127-2612	1	Guard-Pipe, Tail	41	121-5595-03	1	Bracket-Tailpipe
39	2412-3	1	Clamp-Hose	42	2412-140	1	Clamp-Hose



## Air Cleaner Assembly No. 98-4517

<i>Ref.</i>	<i>Part Number</i>	<i>Qty.</i>	<i>Description</i>
1		1	Body ASM ●
2	108-3810	1	Filter-Air
3	98-9771	1	Cover ASM
4	87-9400	1	Valve-Vacuator
5		1	Plug ●

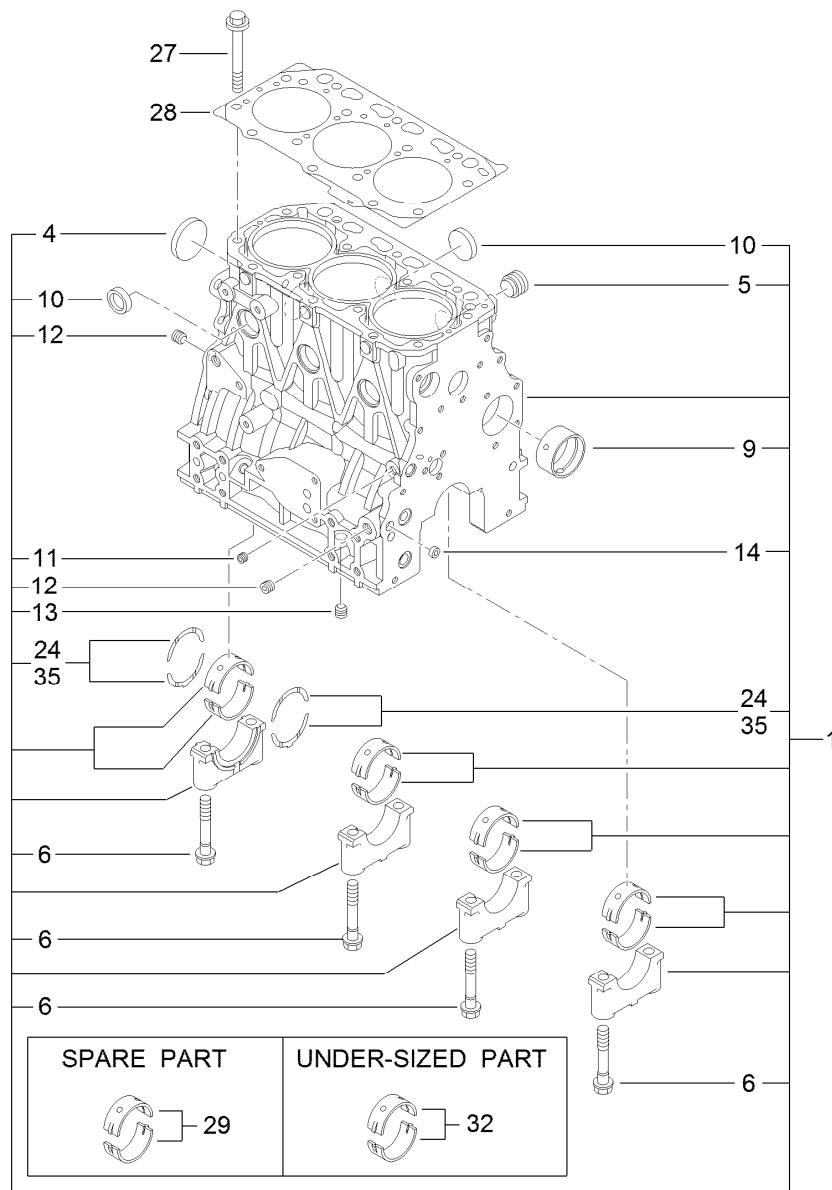
● Not serviced separately



## Drive Shaft Assembly No. 120-3756

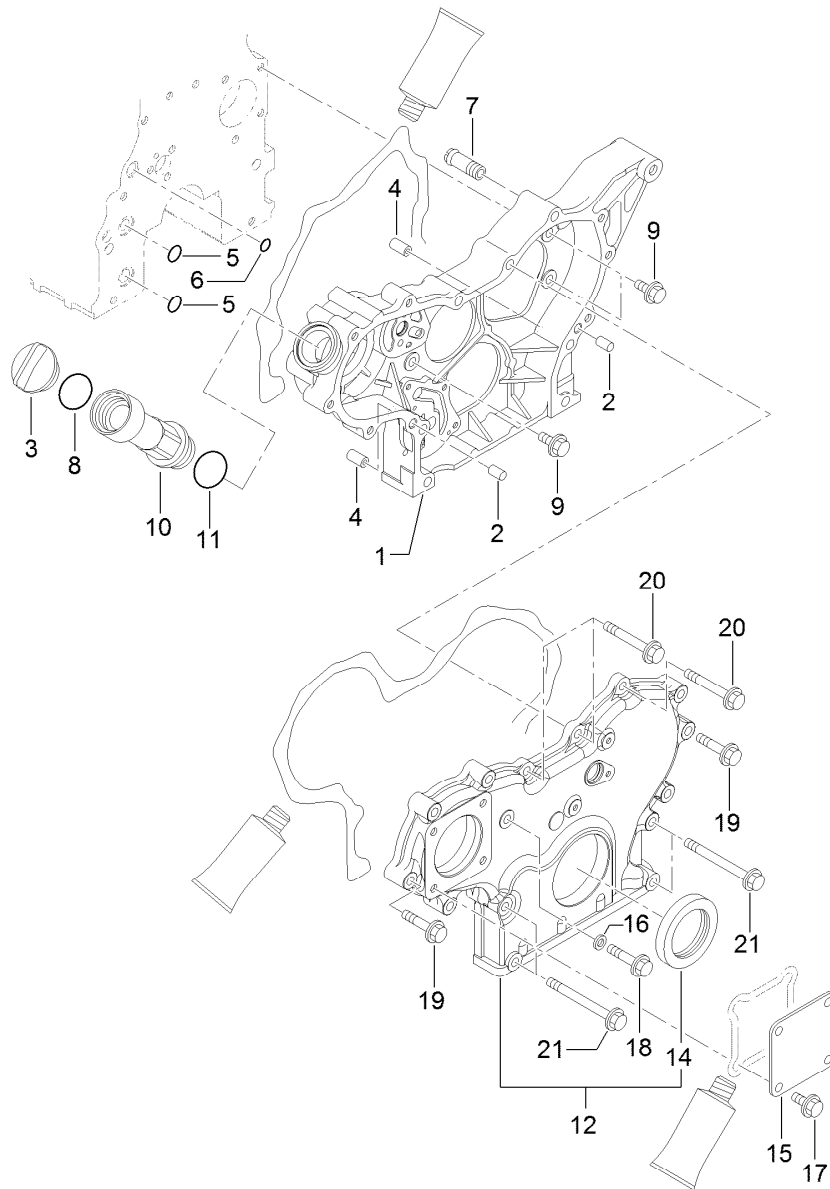
<i>Ref.</i>	<i>Part Number</i>	<i>Qty.</i>	<i>Description</i>
1	54-9040	1	Yoke-End
2	54-9180	2	U-Joint Kit
2:1	62-3820	1	Fitting-Grease
3	125-8768	1	Joint And Shaft ASM
4	125-8769	1	Joint And Yoke ASM





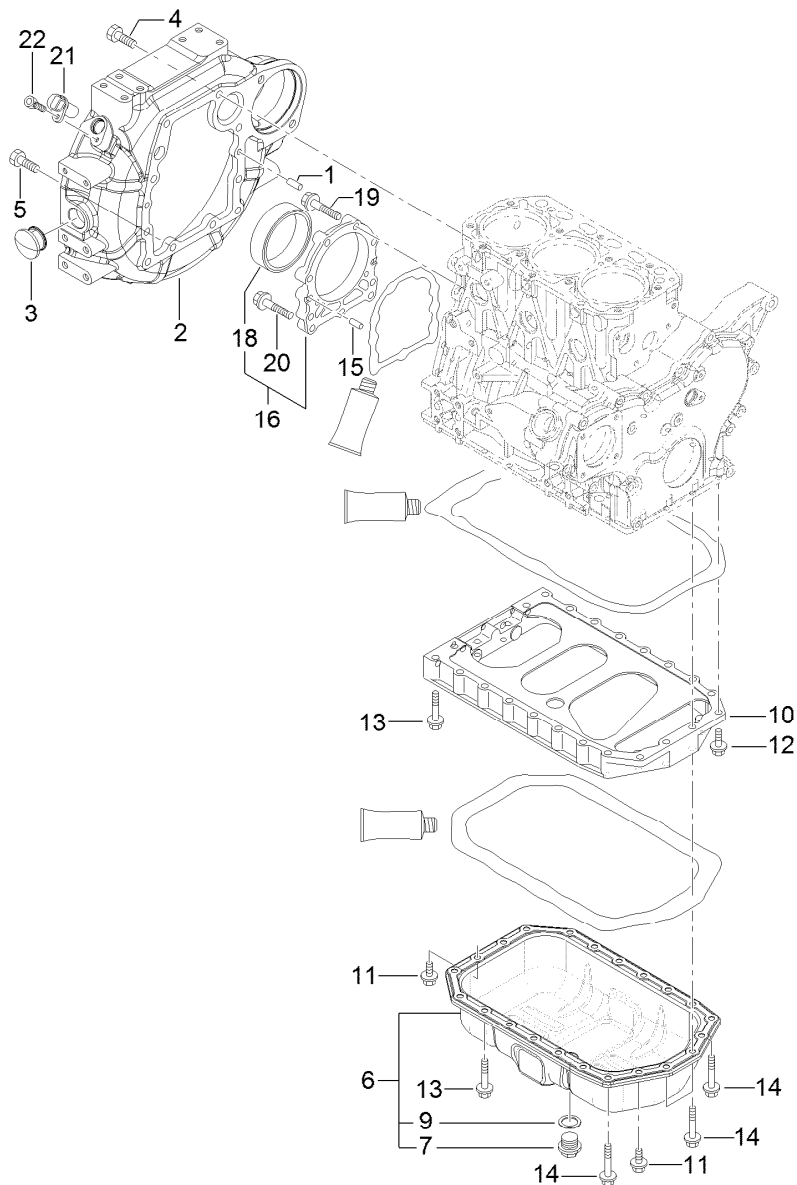
## Cylinder Block Assembly

<i>Ref.</i>	<i>Part Number</i>	<i>Qty.</i>	<i>Description</i>	<i>Ref.</i>	<i>Part Number</i>	<i>Qty.</i>	<i>Description</i>
1	127-3750	1	Cylinder Block ASM	13	125-6973	1	Plug
4	125-6980	1	Plug	14	125-7237	1	Plug
5	125-7170	1	Plug	24	125-7010	2	Metal-Thrust
6	125-7007	8	Bolt	27	125-7006	14	Bolt
9	125-7108	1	Bushing	28	127-3751	1	Head Gasket ASM
10	125-7239	6	Plug	29	125-6981	4	Metal-Main
11	125-6969	1	Plug	32	125-7009	4	Metal-Main (0.25)
12	125-6973	2	Plug	35	125-7011	1	Metal-Thrust (0.25)



## Gear Housing Assembly

<i>Ref.</i>	<i>Part Number</i>	<i>Qty.</i>	<i>Description</i>	<i>Ref.</i>	<i>Part Number</i>	<i>Qty.</i>	<i>Description</i>
1	127-3752	1	Case-Gear	11	125-7197	1	O-Ring
2	125-6995	2	Pin	12	127-3024	1	Gearcase Cover ASM
3	125-6972	1	Cover-Filler	14	125-6944	1	Seal-Oil
4	125-7107	2	Pipe	15	125-6977	1	Cover
5	125-6909	2	O-Ring	16	125-7174	1	Washer-Seal
6	127-2973	1	O-Ring	17	125-7214	4	Bolt
7	127-3753	1	Joint	18	125-7217	1	Bolt
8	125-7197	1	O-Ring	19	125-7218	7	Bolt
9	125-7214	3	Bolt	20	125-7222	3	Bolt
10	127-3754	1	Pipe	21	125-7224	4	Bolt

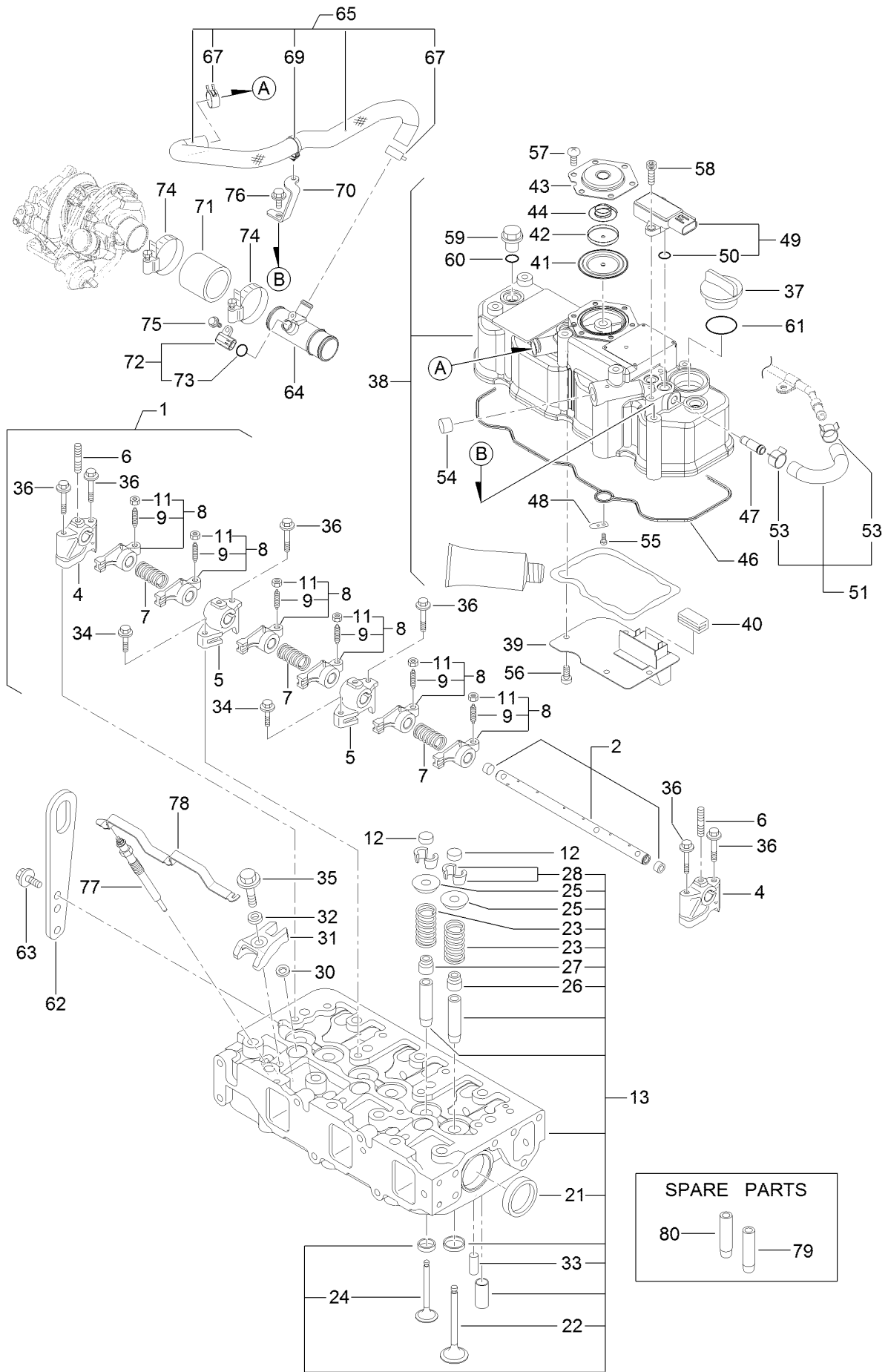


## Flywheel Housing and Oil Sump Assembly

<i>Ref.</i>	<i>Part Number</i>	<i>Qty.</i>	<i>Description</i>
1	125-6995	1	Pin
2	127-3025	1	Housing-Flywheel
3	125-6910	1	Cap
4	125-7226	6	Bolt
5	125-7227	4	Bolt
6	127-3755	1	Oil Pan ASM
7	125-6912	1	Plug-Drain
9	125-7177	1	Washer-Seal
10	127-3756	1	Spacer
11	125-7214	4	Bolt

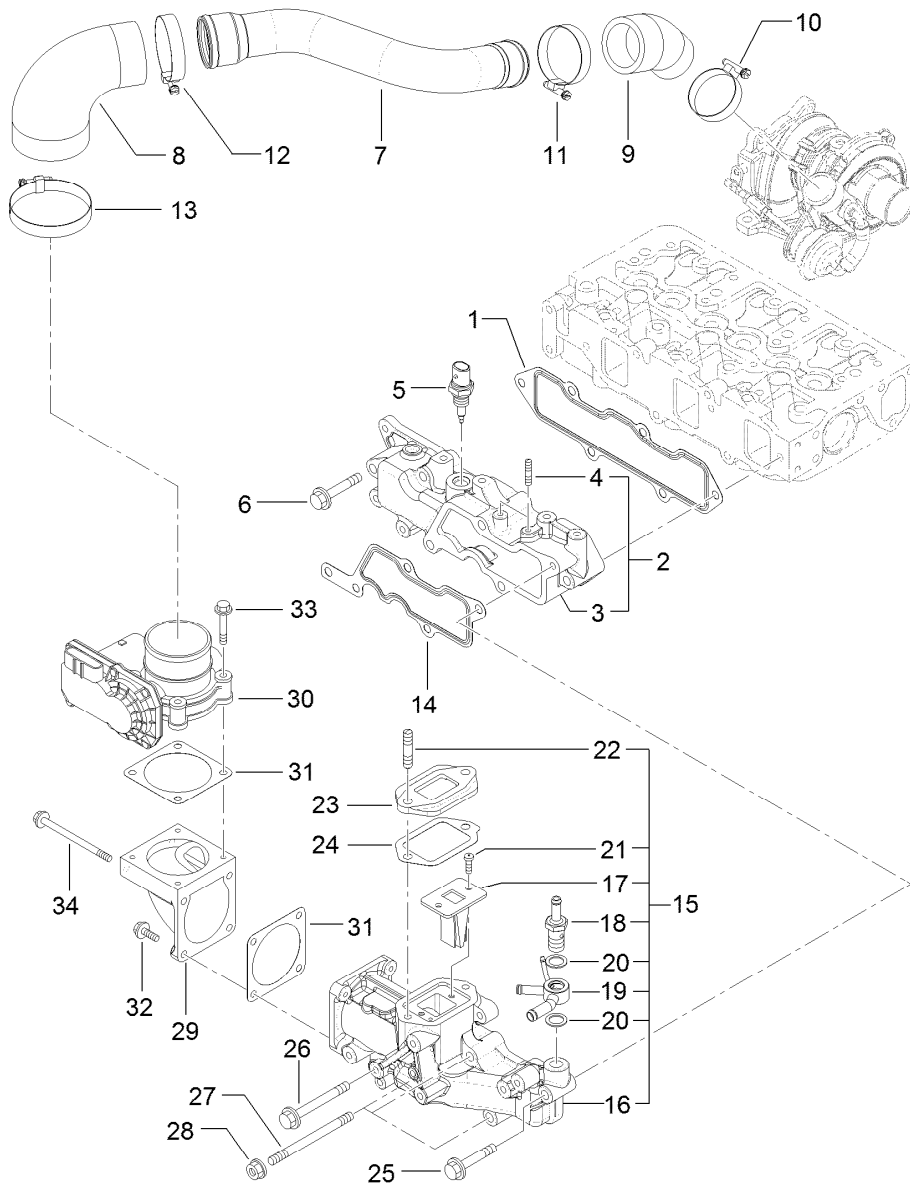
<i>Ref.</i>	<i>Part Number</i>	<i>Qty.</i>	<i>Description</i>
12	125-7215	2	Bolt
13	125-7219	16	Bolt
14	125-7220	4	Bolt
15	125-6995	2	Pin
16	125-6996	1	Case ASM
18	125-7106	1	Seal-Oil
19	125-7045	6	Bolt
20	125-7217	3	Bolt
21	127-3062	1	Sensor-Rev, Flywheel
22	127-3184	1	Bolt

# Cylinder Head and Cover Assembly



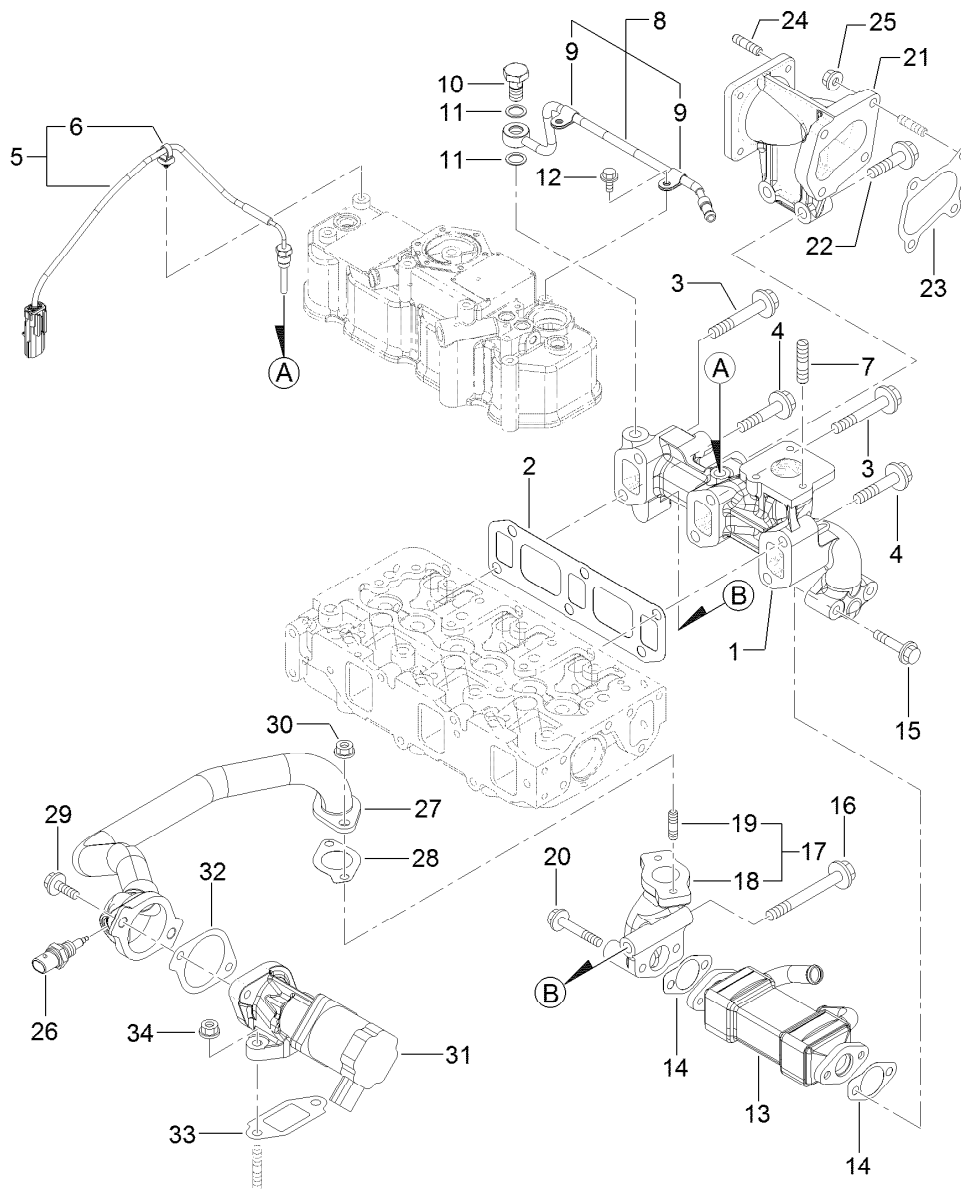
## Cylinder Head and Cover Assembly (continued)

<i>Ref.</i>	<i>Part Number</i>	<i>Qty.</i>	<i>Description</i>	<i>Ref.</i>	<i>Part Number</i>	<i>Qty.</i>	<i>Description</i>
1	127-3757	1	Shaft ASM	46	127-3762	1	Gasket-Cover, Cylinder Head
2	127-3758	1	Shaft	47	127-3026	1	Joint
4	127-2974	2	Support	48	125-6994	1	Spring
5	127-2975	2	Support	49	127-3029	1	Sensor-Pressure
6	127-3759	3	Stud	50	127-3032	2	O Ring-Sensor, Pressure
7	127-2995	3	Spring	51	127-3040	1	Hose ASM
8	127-2989	6	Arm-Rocker	53	127-3041	2	Clip-Hose
9	125-7013	6	Screw-Adjust, Valve	54	125-6913	1	Plug
11	125-7014	6	Nut	55	125-7186	1	Screw
12	127-2996	6	Cap-Valve	56	125-7186	4	Screw
13	127-3760	1	Cylinder Head ASM	57	125-7186	6	Screw
21	125-7240	2	Plug	58	127-3184	2	Bolt
22	127-2990	3	Valve	59	125-6974	3	Knob
23	127-3012	6	Spring	60	93-0418	3	O-Ring
24	127-2994	3	Valve	61	125-7197	1	O-Ring
25	127-3013	6	Retainer-Spring	62	125-7111	1	Lifter
26	127-2986	3	Seal-Stem, Valve	63	125-7214	2	Bolt
27	127-3027	3	Seal-Stem, Valve	64	127-3763	1	Joint-Breather
28	127-3186	6	Pin-Cotter	65	127-3764	1	Hose Breather ASM
30	127-3021	3	Gasket-Injector	67	125-7040	2	Clip-Hose
31	127-3028	3	Retainer-Injector	69	127-3087	1	Band-Clip
32	127-2980	3	Washer-Injector	70	127-3765	1	Stay-Hose, Breather
33	125-7184	2	Pin-Spring	71	127-3766	1	Hose, Air
34	125-7215	2	Bolt	72	127-3030	1	Sensor-Temp, Air
35	125-7217	3	Bolt	73	127-3033	1	O-Ring
36	125-7220	6	Bolt	74	127-3767	2	Clamp 50
37	125-6972	1	Cover-Filler	75	125-7208	1	Bolt
38	127-3761	1	Cylinder Head Cover ASM	76	92-0803	1	Bolt
39	127-2988	1	Plate	77	127-2991	3	Plug-Glow
40	125-7012	1	Baffle	78	127-3768	1	Connector-Plug, Glow
41	125-6959	1	Diaphragm	79	127-2979	3	Guide
42	125-6960	1	Plate	80	127-2997	3	Guide-Valve
43	125-6961	1	Plate-Breather				
44	125-6962	1	Spring-Diaphragm				



## Suction Manifold Assembly

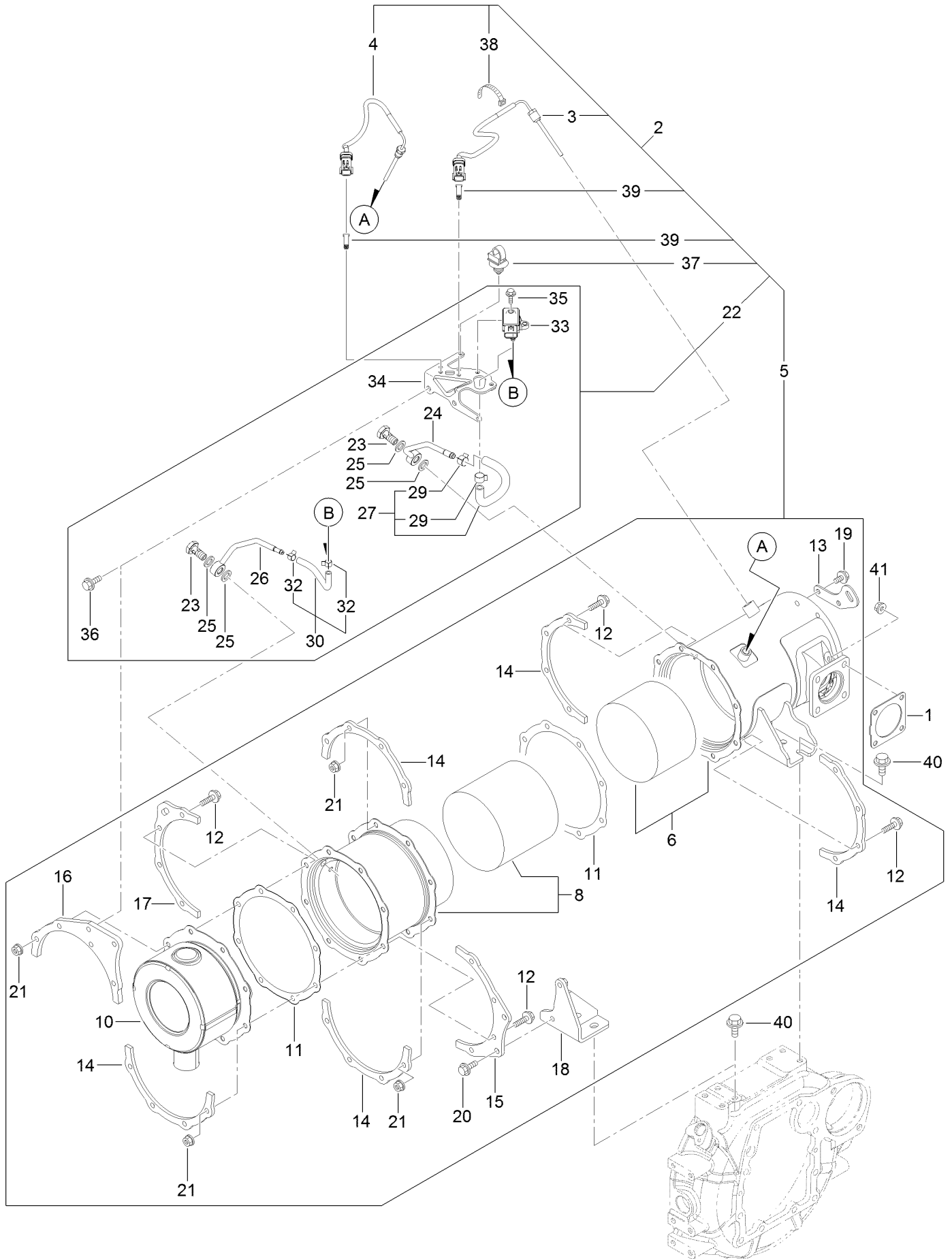
Ref.	Part Number	Qty.	Description	Ref.	Part Number	Qty.	Description
1	127-3769	1	Gasket-Manifold, Intake	18	127-3080	1	Joint-Hose
2	127-3770	1	Intake Manifold ASM	19	127-3081	1	Joint-Hose
3	127-3771	1	Manifold-Intake, Air	20	127-3166	1	Washer-Seal
4	127-3180	2	Stud	21	127-3168	11	Screw
5	127-3031	1	Sensor-Temp, Air	22	127-3181	1	Stud
6	125-7220	3	Bolt	23	127-3045	1	Spacer-Valve, E G R
7	127-3772	1	Duct Suction	24	127-3046	1	Gasket-E G R
8	127-3096	1	Joint-Rubber	25	125-7220	1	Bolt
9	127-3773	1	Joint, Rubber	26	127-3178	1	Bolt
10	125-7189	1	Clamp-Hose	27	127-3182	3	Stud
11	127-3170	1	Clamp-Hose	28	125-7229	3	Nut
12	125-7190	1	Clamp-Hose	29	127-3035	1	Bend-Inlet
13	127-3171	1	Clamp-Hose	30	127-3036	1	Body-Throttle
14	127-3034	1	Gasket-Collector	31	127-3037	2	Gasket-Throttle
15	127-3093	1	Intake Collector ASM	32	125-7209	2	Bolt
16	127-3092	1	Collector-Intake	33	125-7211	4	Bolt
17	127-3139	1	Valve-Reed	34	127-3177	2	Bolt



## Exhaust Manifold Assembly

Ref.	Part Number	Qty.	Description	Ref.	Part Number	Qty.	Description
1	127-3774	1	Manifold-Exhaust	18	127-3049	1	Pipe-Out, E G R
2	127-3775	1	Gasket-Manifold, Exhaust	19	125-7043	2	Stud
3	127-3776	4	Bolt-Flange	20	125-7220	2	Bolt
4	127-3094	2	Bolt	21	127-3778	1	Pipe Extension ASM
5	127-3777	1	Sensor-Temp, Exhaust	22	127-3138	2	Bolt-Flange
6	127-3087	1	Band-Clip	23	127-3779	1	Gasket-Out, T C
7	125-7043	3	Stud	24	125-6906	4	Stud
8	127-3038	1	Exhaust Pipe ASM	25	125-7229	4	Nut
9	127-3173	2	Clamp	26	127-3047	1	Sensor-Gas Temp, E G R
10	127-3039	1	Bolt-Joint, Pipe	27	127-3780	1	E G R Pipe ASM
11	127-3174	2	Gasket	28	127-3016	1	Gasket
12	125-7206	2	Bolt	29	125-7215	2	Bolt
13	127-3042	1	Cooler-E G R	30	125-7229	2	Nut
14	127-3043	2	Gasket-Cooler, E G R	31	127-3781	1	Valve-E G R
15	127-2976	2	Bolt	32	127-3050	1	Gasket-Intake Valve, E G R
16	127-3022	1	Bolt-Flange	33	127-3051	1	Gasket-Out Valve, E G R
17	127-3048	1	E G R Pipe ASM	34	125-7229	2	Nut

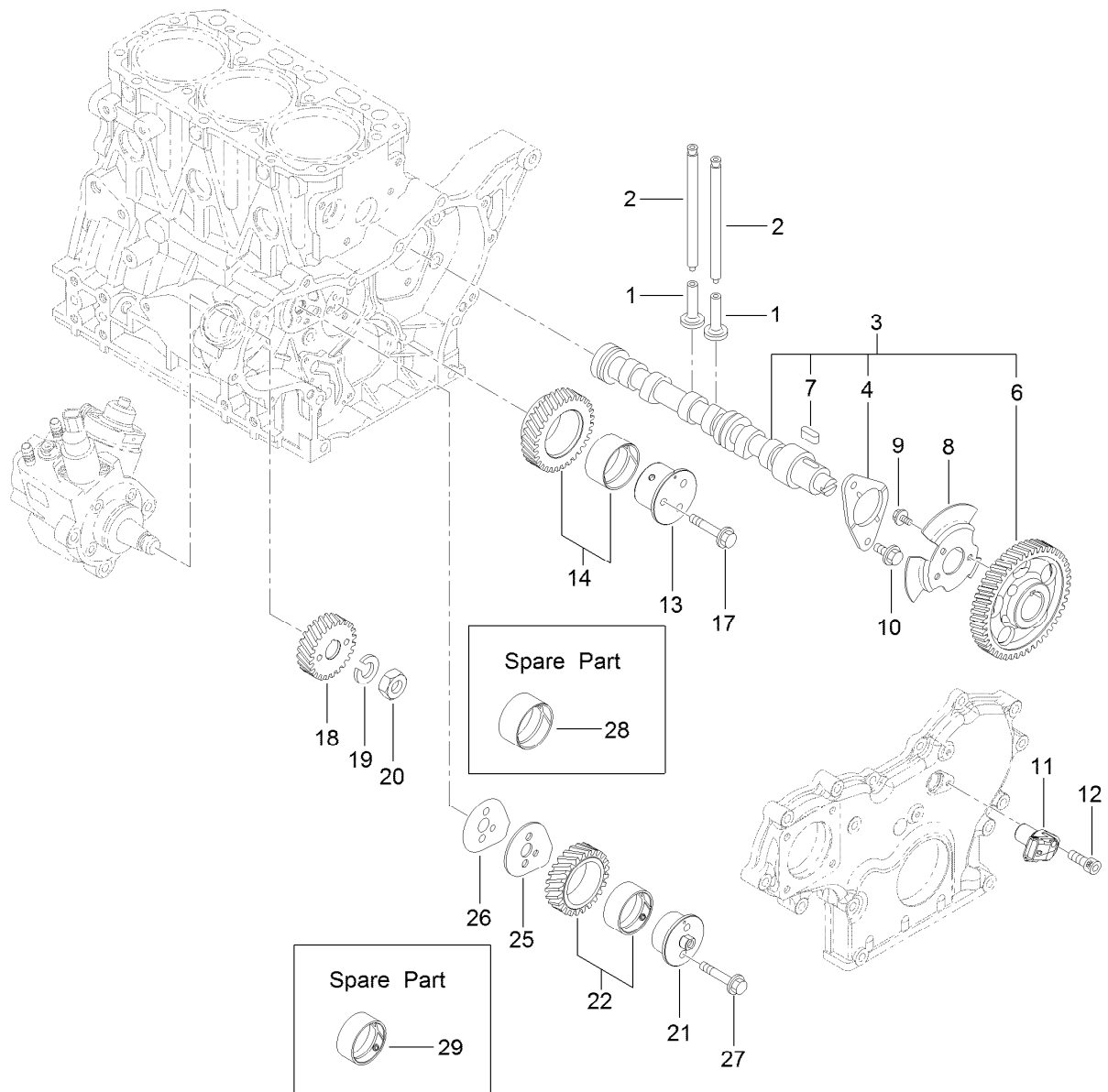
# Diesel Particulate Filter Assembly





## Diesel Particulate Filter Assembly (continued)

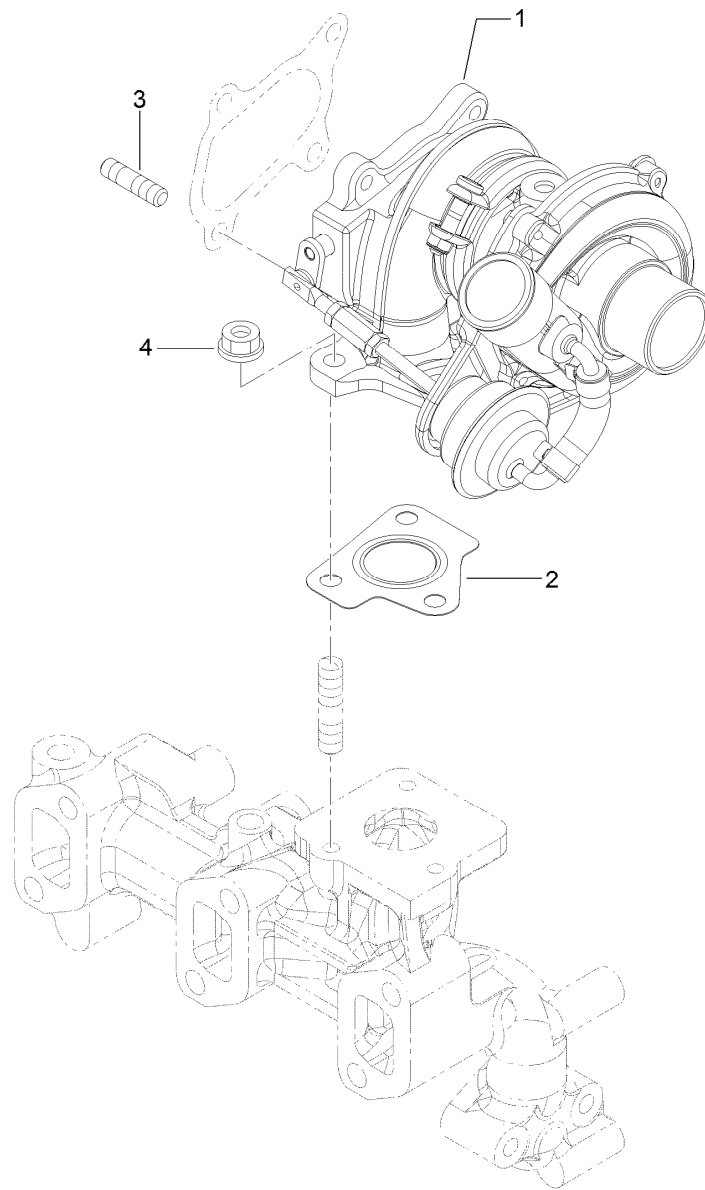
<i>Ref.</i>	<i>Part Number</i>	<i>Qty.</i>	<i>Description</i>	<i>Ref.</i>	<i>Part Number</i>	<i>Qty.</i>	<i>Description</i>
1	127-3019	1	Gasket	22	127-3794	1	Pressure Sensor Unit
2	127-3782	1	D P F Unit	23	127-3039	2	Bolt-Joint, Pipe
3	127-3111	1	Sensor-Temp, Exhaust	24	127-3795	1	Pipe-Sensor
4	127-3112	1	Sensor-Temp, Exhaust	25	127-3056	4	Gasket-Sensor
5	127-3783	1	D P F ASM	26	127-3796	1	Pipe-Sensor
6	127-3784	1	Case-D O C	27	127-3114	1	Exhaust Hose ASM
8	127-3785	1	Case-Filter, Soot	29	127-3057	2	Clip-Hose
10	127-3786	1	Silencer-D P F	30	127-3059	1	Exhaust Pressure Hose ASM
11	127-3787	2	Gasket-D P F	32	127-3058	2	Clip-Hose
12	127-3055	16	Bolt	33	127-3060	1	Sensor-Pressure
13	127-3788	1	Lifter-D P F	34	127-3061	1	Bracket-Sensor, Pressure
14	127-3789	5	Stiffener-D P F, A	35	125-7208	2	Bolt
15	127-3790	1	Stiffener-D P F, B	36	125-7595	2	Bolt
16	127-3791	1	Stiffener-D P F, C	37	127-3087	1	Band-Clip
17	127-3792	1	Stiffener-D P F, C	38	127-3124	1	Band
18	127-3793	1	Stay-D P F	39	127-3088	2	Clip-Connector
19	125-7213	2	Bolt	40	127-3179	4	Bolt
20	125-7594	2	Bolt	41	125-7229	4	Nut
21	125-7229	16	Nut				



## Camshaft and Driving Gear Assembly

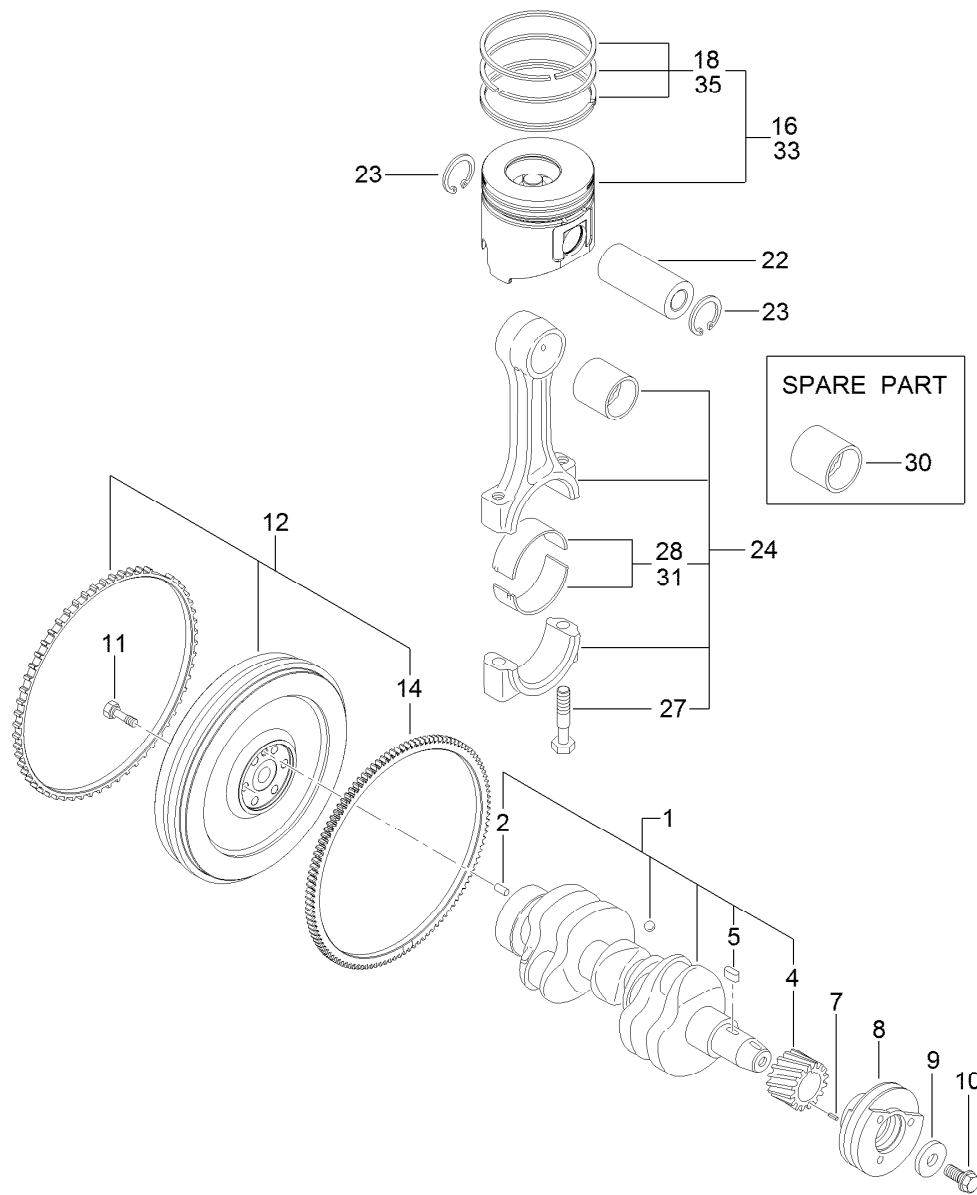
Ref.	Part Number	Qty.	Description
1	125-7016	6	Tappet
2	125-7017	6	Rod-Push
3	127-3797	1	Camshaft ASM
4	125-7008	1	Metal-Thrust
6	127-3052	1	Gear-Camshaft
7	125-7185	1	Key
8	127-3053	1	Pulser-Camshaft
9	125-7205	3	Bolt
10	125-7213	2	Bolt
11	127-3054	1	Sensor-Rev, Gear
12	127-3184	1	Bolt
13	127-3063	1	Shaft-Idle, Gear A

Ref.	Part Number	Qty.	Description
14	127-3066	1	Idle Gear A ASM
17	125-7219	3	Bolt
18	127-3070	1	Gear-Pump, Supply
19	127-3167	1	Washer-Spring
20	127-3185	1	Nut-Lock
21	127-3064	1	Shaft-Idle, Gear B
22	127-3067	1	Idle Gear B ASM
25	127-3068	1	Plate-Idle, Shaft
26	127-3069	1	Gasket-Idle, Shaft B
27	125-7218	2	Bolt
28	125-6927	1	Bushing
29	127-3065	1	Bushing



## Turbine Assembly

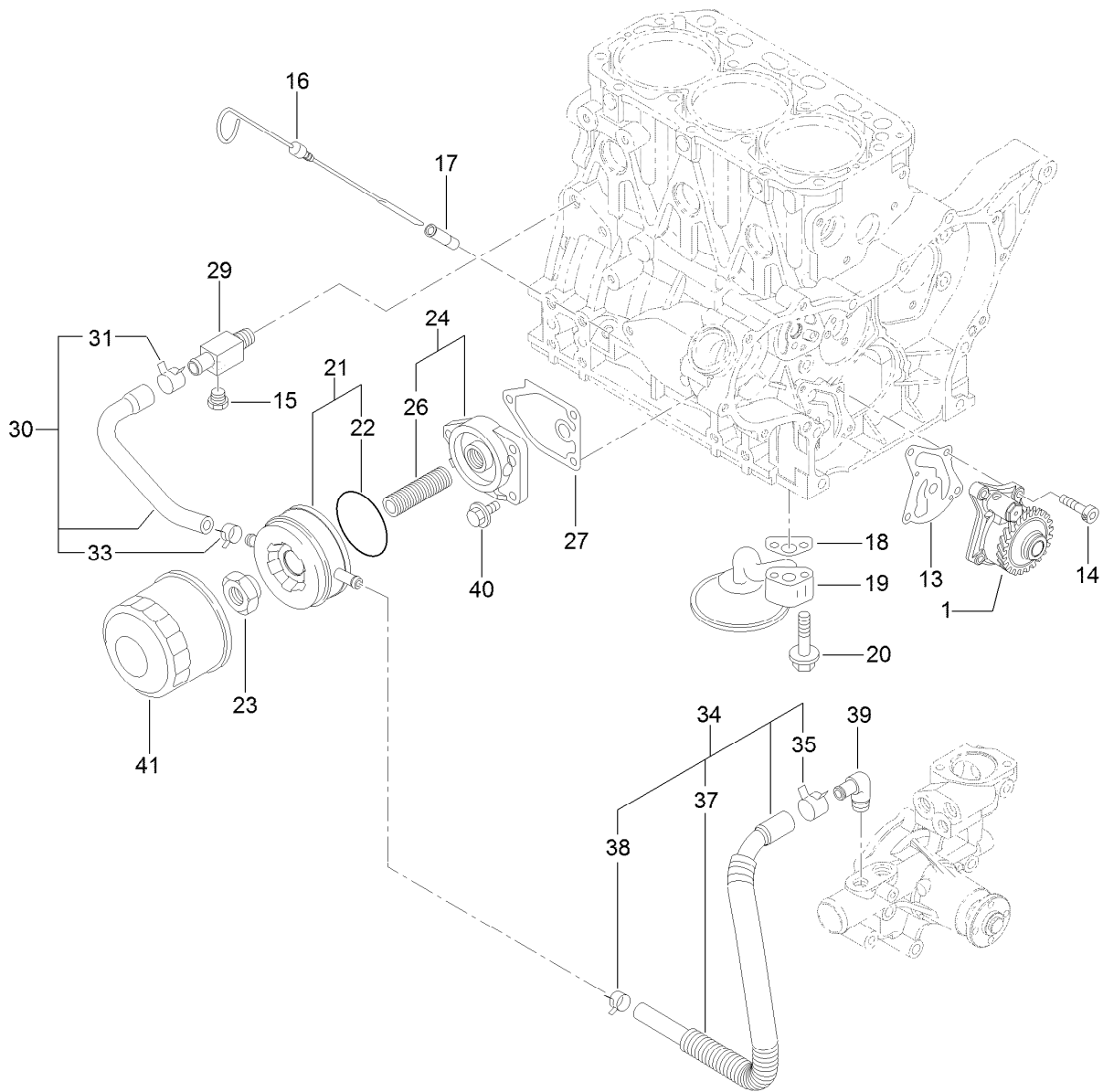
<i>Ref.</i>	<i>Part Number</i>	<i>Qty.</i>	<i>Description</i>
1	127-3798	1	R H F 3 Turbine ASM
2	127-3799	1	Gasket-In, T C
3	125-6906	4	Stud
4	125-7229	3	Nut



## Crankshaft and Piston Assembly

<i>Ref.</i>	<i>Part Number</i>	<i>Qty.</i>	<i>Description</i>
1	127-3800	1	Crankshaft ASM
2	125-6995	1	Pin
4	125-6937	1	Gear
5	125-7185	1	Key
7	125-7182	1	Pin-Spring
8	127-3801	1	Pulley-V
9	125-7109	1	Washer
10	125-6956	1	Bolt
11	125-6951	6	Bolt
12	127-3802	1	Flywheel ASM
14	125-6943	1	Gear

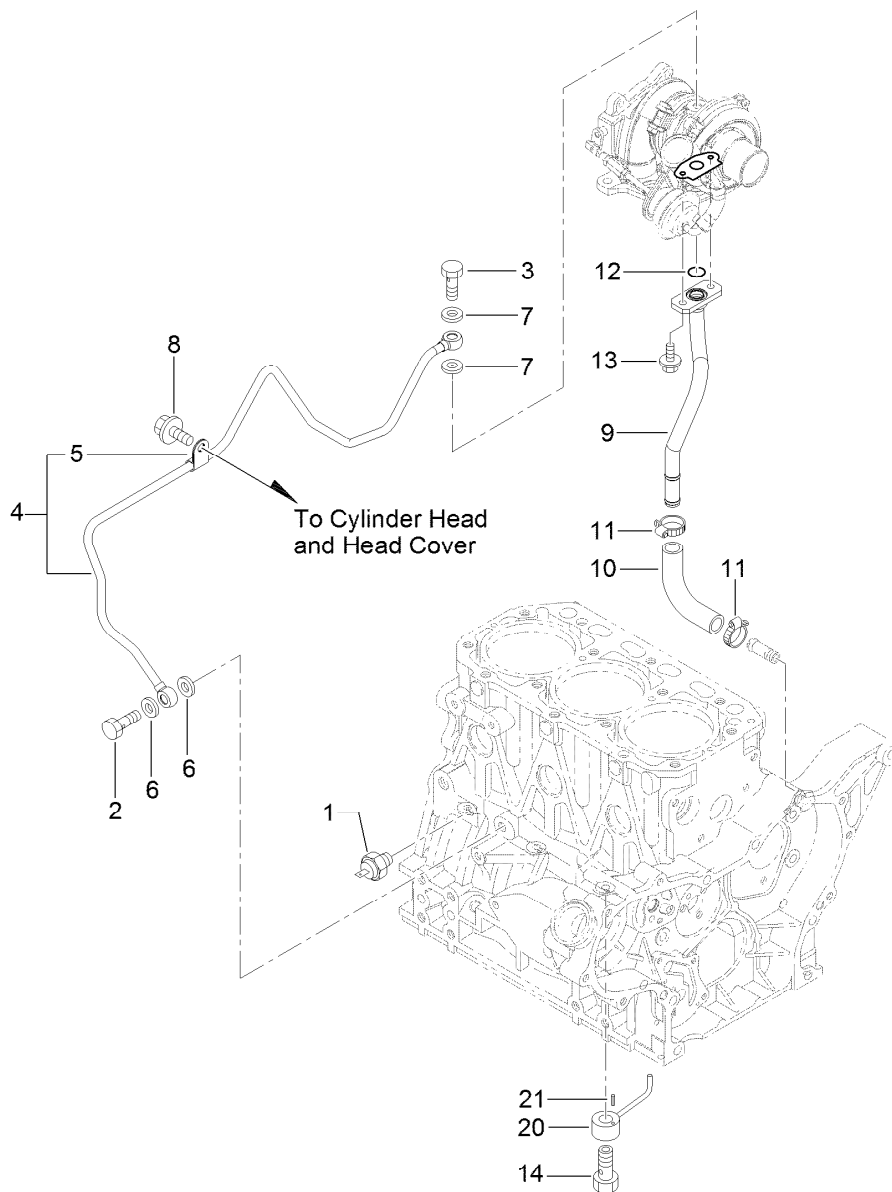
<i>Ref.</i>	<i>Part Number</i>	<i>Qty.</i>	<i>Description</i>
16	127-3097	3	Piston ASM
18	127-3098	3	Piston Ring ASM
22	125-7030	3	Pin
23	125-7180	6	Ring
24	125-7242	3	Connecting Rod ASM
27	125-6955	6	Bolt
28	125-7018	3	Pin-Crank
30	125-6997	3	Pin-Piston
31	125-7019	3	Pin-Crank (.25)
33	127-3099	3	Piston ASM (0.25 O.S.)
35	127-3100	3	Piston Ring ASM (0.25 O.S.)



## Lubrication and Oil System Assembly

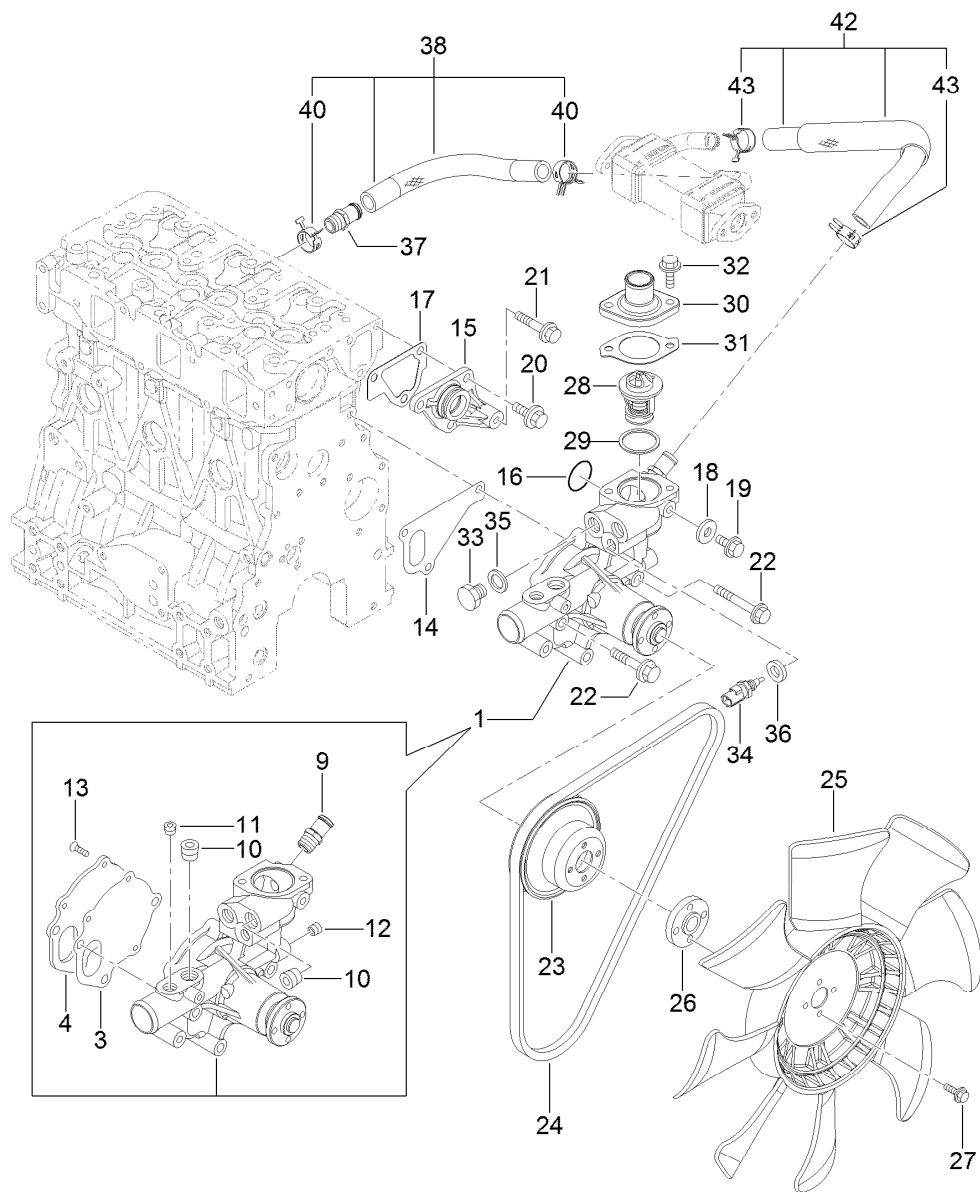
Ref.	Part Number	Qty.	Description
1	127-3101	1	Oil Lube Pump ASM
13	127-3004	1	Gasket
14	125-7232	4	Bolt
15	125-7171	1	Plug-Drain
16	125-6987	1	Dipstick
17	125-6954	1	Guide-Dipstick
18	125-7022	1	Gasket
19	127-3803	1	Pipe ASM
20	125-7217	2	Bolt
21	125-7074	1	Cooler ASM
22	125-7075	1	O-Ring
23	125-7041	1	Nut-Cooler, Oil
24	125-6989	1	Bracket ASM

Ref.	Part Number	Qty.	Description
26	125-7042	1	Stud
27	125-7024	1	Gasket
29	125-6990	1	Joint
30	125-7078	1	Pipe ASM
31	125-7162	1	Clip
33	125-7191	1	Clamp-Hose
34	127-3804	1	Pipe ASM
35	125-7162	1	Clip
37	127-3805	1	Tube
38	125-7191	1	Clamp-Hose
39	125-7001	1	Elbow
40	125-7595	3	Bolt
41	125-7025	1	Filter-Engine, Oil



## Lubrication Oil Line Assembly

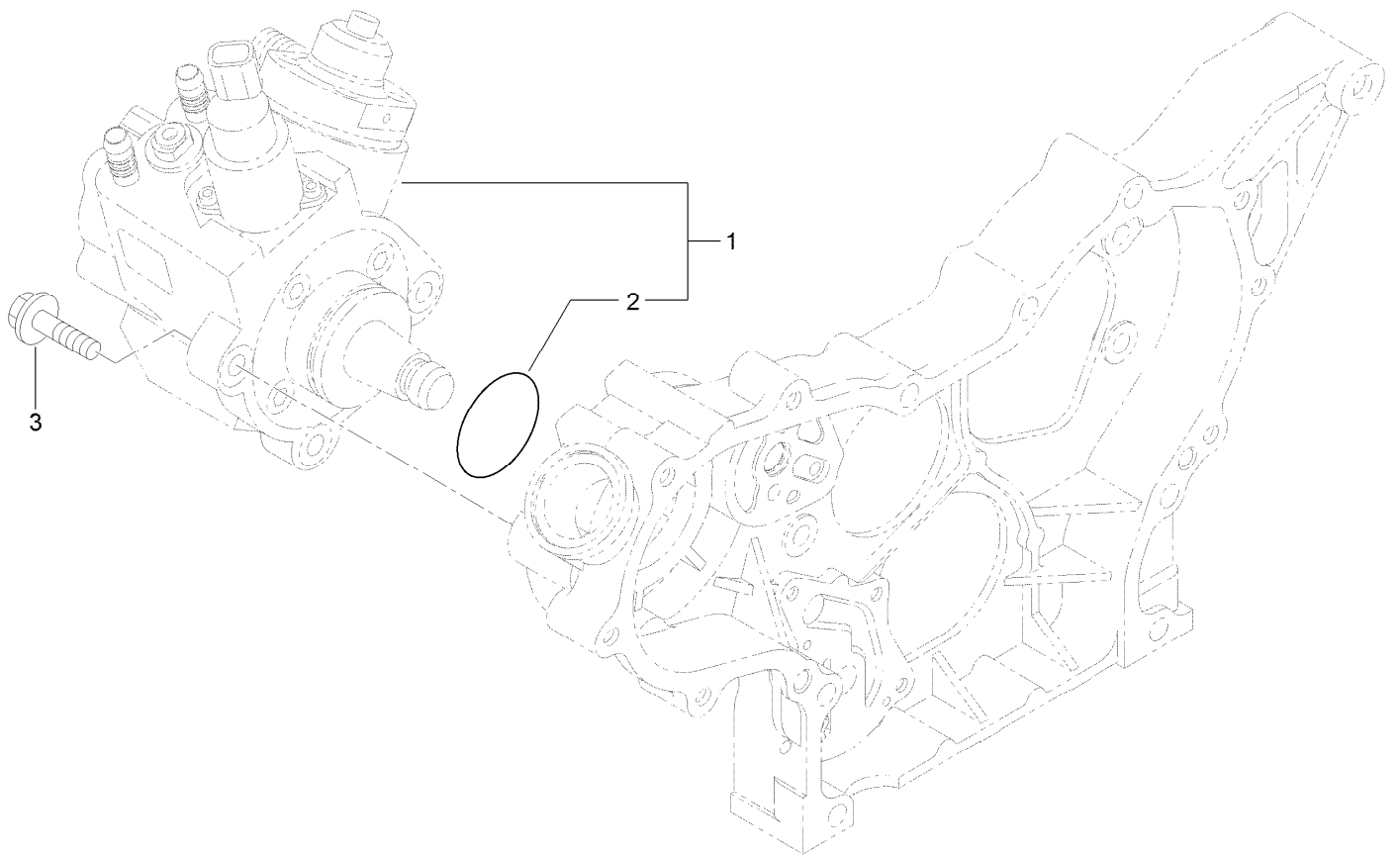
Ref.	Part Number	Qty.	Description	Ref.	Part Number	Qty.	Description
1	125-6918	1	Switch-Oil	9	127-3807	1	Pipe-Return, Lube Oil
2	125-6975	1	Bolt-Joint, Pipe	10	127-3808	1	Joint
3	125-6952	1	Bolt-Joint, Pipe	11	127-3169	2	Clamp-Hose
4	127-3806	1	Lube Oil Pipe ASM	12	125-7198	1	O-Ring
5	125-6976	1	Retainer	13	125-7208	2	Bolt
6	125-7175	2	Washer-Seal	14	125-7105	3	Check Valve ASM
7	125-7193	2	Gasket	20	125-7098	3	Nozzle
8	93-0362	1	Bolt	21	125-7182	3	Pin-Spring



## Cooling Water System Assembly

Ref.	Part Number	Qty.	Description
1	127-3071	1	Water Pump ASM
3	125-6998	1	Gasket
4	125-6999	1	Plate
9	127-3017	1	Joint
10	125-7123	2	Plug
11	127-3175	1	Plug
12	125-7195	1	Plug
13	125-7234	3	Screw
14	125-7047	1	Gasket
15	125-6986	1	Joint
16	125-7048	1	O-Ring
17	125-6978	1	Gasket
18	125-7192	1	Gasket
19	93-0362	1	Bolt
20	125-7214	3	Bolt
21	125-7219	1	Bolt
22	125-7222	3	Bolt
23	125-7039	1	V-Pulley

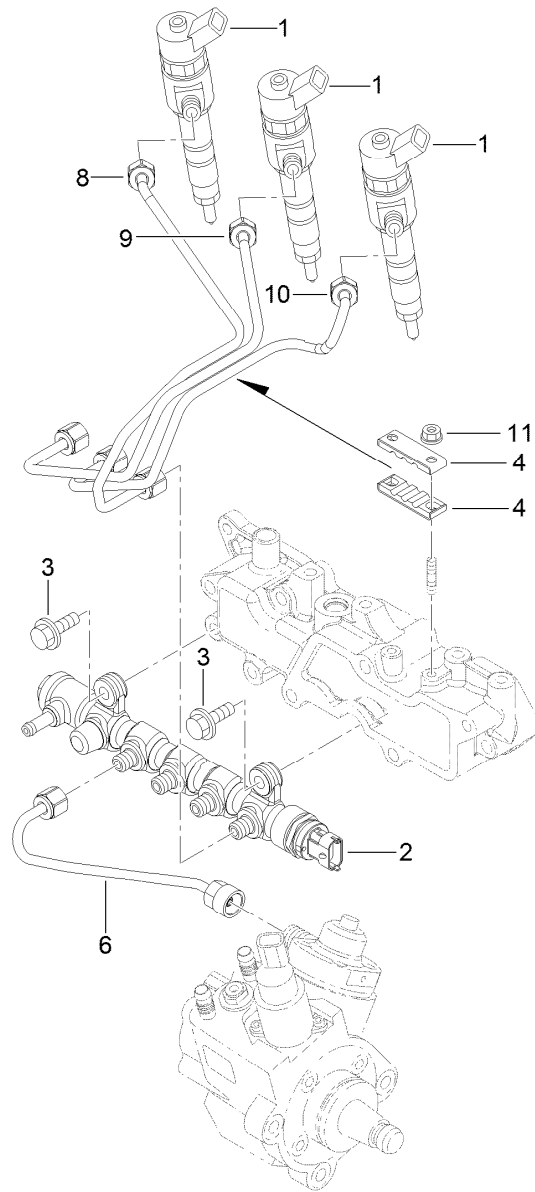
Ref.	Part Number	Qty.	Description
24	127-2998	1	V-Belt
25	127-3809	1	Fan
26	127-3810	1	Spacer
27	125-7209	4	Bolt
28	125-7029	1	Thermostat
29	125-7026	1	Gasket
30	125-7034	1	Cover
31	125-7110	1	Gasket
32	125-7594	2	Bolt
33	125-6953	1	Plug
34	125-7124	1	Sensor-Thermostat, CW
35	125-6979	1	Gasket
36	125-7176	1	Washer-Seal
37	127-3017	1	Joint
38	127-3072	1	Water In Pipe ASM
40	127-3020	2	Clip-Hose
42	127-3811	1	CW Pipe ASM
43	127-3020	2	Clip-Hose



## Fuel System Assembly

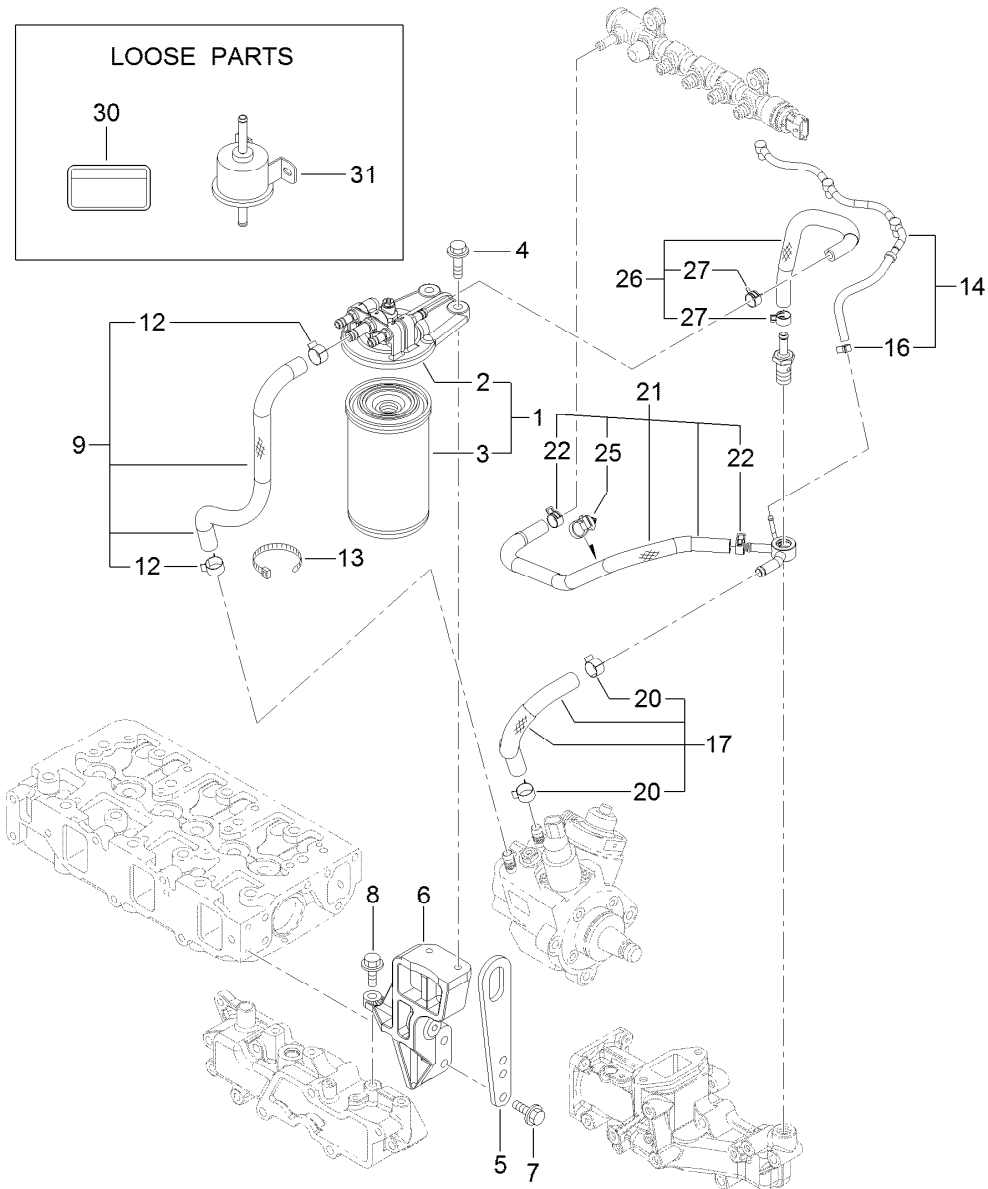
<i>Ref.</i>	<i>Part Number</i>	<i>Qty.</i>	<i>Description</i>
1	127-3073	1	Fuel Pump ASM
2	127-3074	1	O-Ring
3	125-7216	3	Bolt





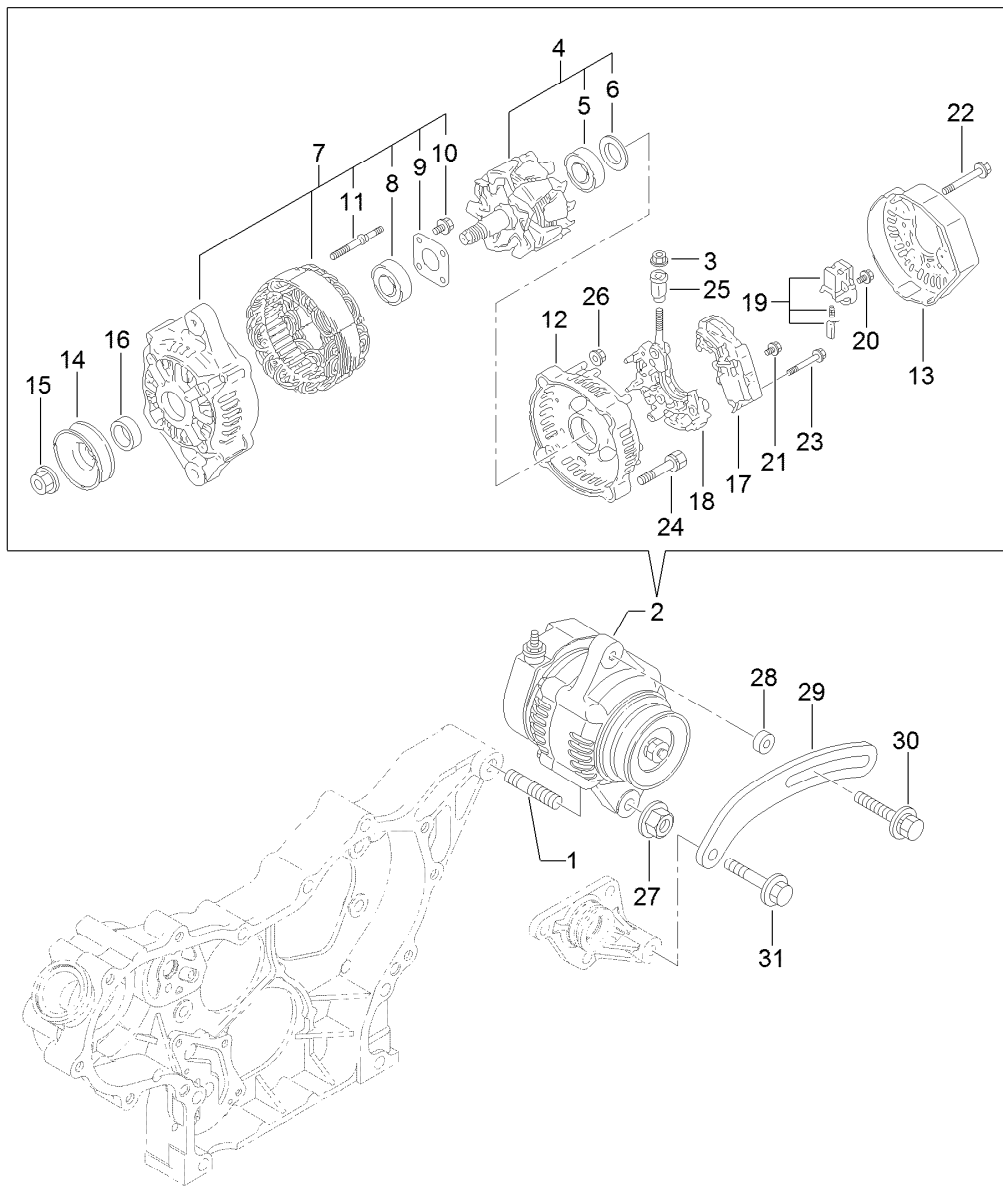
## Fuel Injection Valve Assembly

Ref.	Part Number	Qty.	Description
1	127-3104	3	Injector ASM
2	127-3812	1	Rail ASM
3	125-7215	2	Bolt
4	127-3813	2	Retainer
6	127-3082	1	Rail In Pipe ASM
8	127-3814	1	Injection Pipe ASM
9	127-3083	1	Injection Pipe ASM
10	127-3084	1	Injection Pipe ASM
11	125-7231	2	Nut



## Fuel Line Assembly

<i>Ref.</i>	<i>Part Number</i>	<i>Qty.</i>	<i>Description</i>	<i>Ref.</i>	<i>Part Number</i>	<i>Qty.</i>	<i>Description</i>
1	127-3075	1	Fuel/Oil Filter ASM	14	127-3816	1	Fuel/Oil Return Pipe ASM
2	127-3076	1	Fuel/Oil Filter Bracket ASM	16	127-3172	1	Clamp-Hose
3	125-8752	1	Filter-Fuel/Oil	17	127-3078	1	Fuel Pipe ASM
4	125-7216	2	Bolt	20	125-7191	2	Clamp-Hose
5	125-7111	1	Lifter	21	127-3817	1	Fuel Pipe ASM
6	127-3815	1	Filter Bracket ASM	22	127-2950	2	Clip-Hose
7	125-7215	2	Bolt	25	127-3087	1	Band-Clip
8	125-7215	1	Bolt	26	127-3079	1	Fuel Pipe ASM
9	127-3077	1	Fuel Pipe ASM	27	127-2950	2	Clip-Hose
12	125-7191	2	Clamp-Hose	30	125-6900	1	Label-Caution, Fuel Oil
13	127-2981	1	Band	31	127-3008	1	Fuel Feed Pump ASM

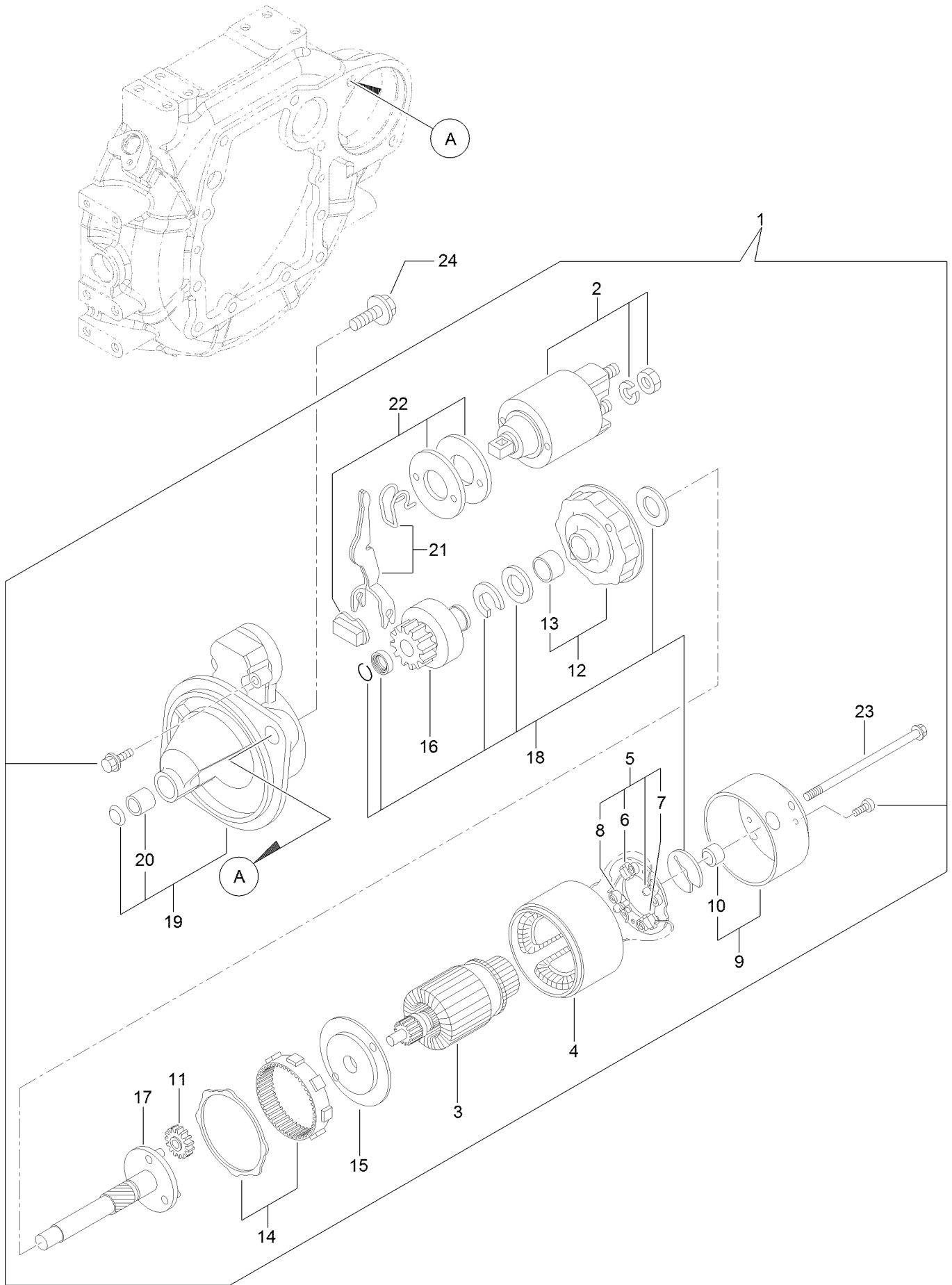


## Generator Assembly

Ref.	Part Number	Qty.	Description
1	127-3011	1	Stud
2	127-3841	1	Generator
3	127-3842	1	Nut
4	127-3843	1	Rotor ASM
5	127-2983	1	Bearing-Ball
6	127-2962	1	Cover
7	127-3844	1	Frame ASM
8	127-2958	1	Bearing-Ball
9	127-2959	1	Plate-Retainer
10	127-2960	4	Screw
11	127-2961	2	Stud
12	127-3845	1	Frame
13	127-3846	1	Cover
14	127-2954	1	Pulley
15	127-2955	1	Nut
16	127-2957	1	Collar

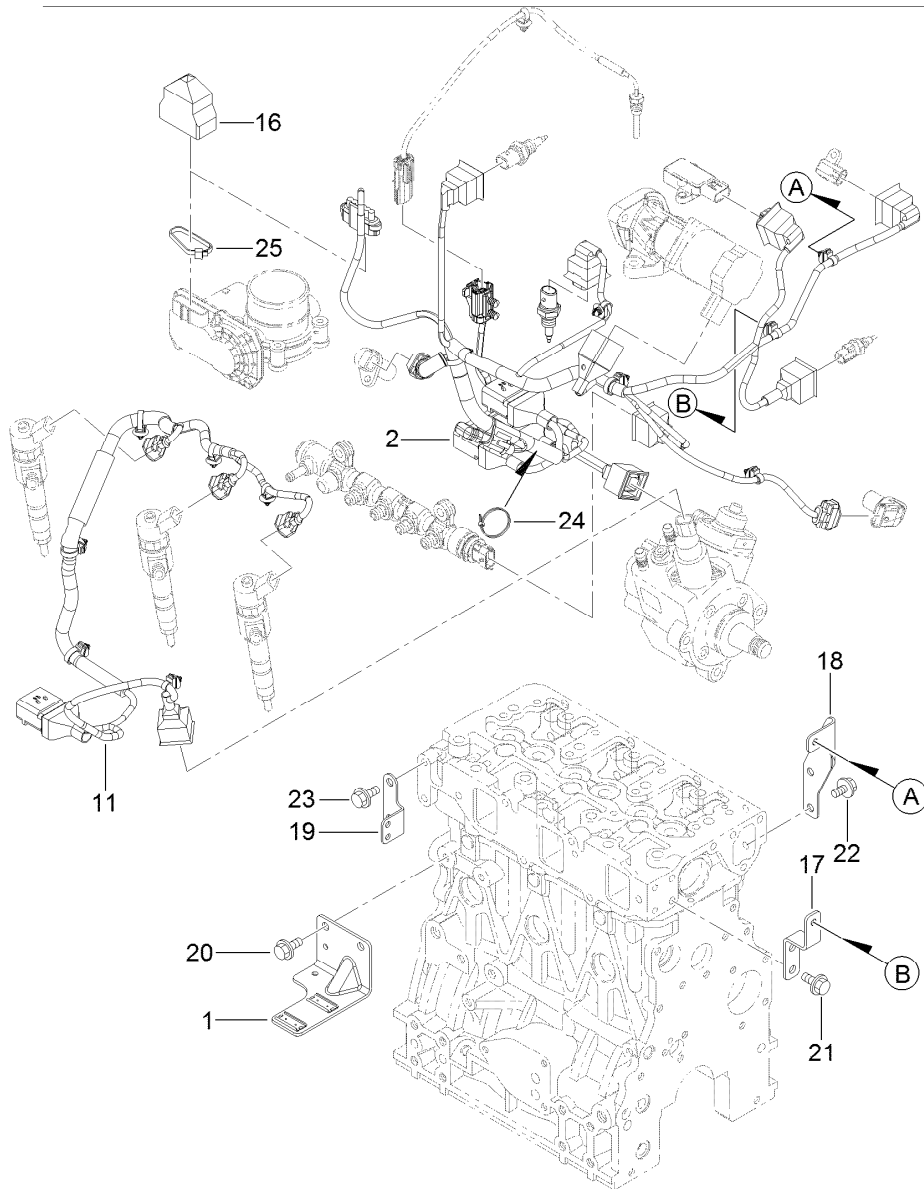
Ref.	Part Number	Qty.	Description
17	127-3847	1	Regulator ASM
18	127-3848	1	Holder
19	127-2993	1	Holder
20	127-2965	6	Screw
21	127-2966	1	Screw
22	127-2967	3	Bolt
23	127-2968	2	Screw
24	127-2969	2	Bolt
25	127-2970	1	Bushing-Insulation
26	127-2971	2	Nut
27	125-7230	1	Nut
28	125-6947	1	Spacer
29	127-2977	1	Adjuster
30	125-7134	1	Bolt
31	125-7219	1	Bolt

# Starting Motor Assembly



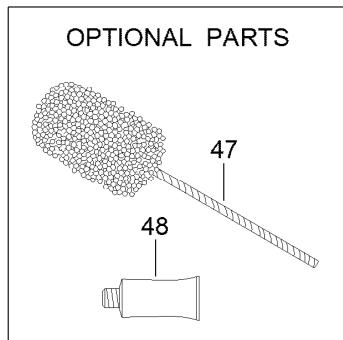
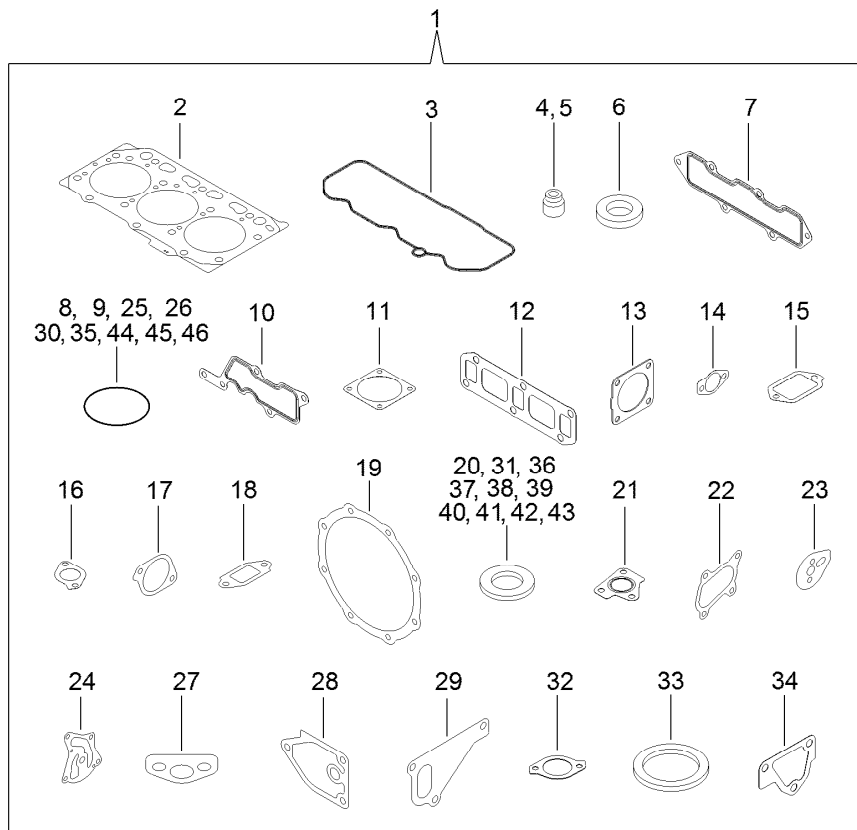
## Starting Motor Assembly (continued)

<i>Ref.</i>	<i>Part Number</i>	<i>Qty.</i>	<i>Description</i>	<i>Ref.</i>	<i>Part Number</i>	<i>Qty.</i>	<i>Description</i>
1	127-3818	1	Starter ASM	13	127-3830	1	Bracket
2	127-3819	1	Switch ASM	14	127-3831	1	Gear
3	127-3820	1	Armature ASM	15	127-3832	1	Bracket
4	127-3821	1	Yoke ASM	16	127-3833	1	Pinion ASM
5	127-3822	1	Brush Holder ASM	17	127-3834	1	Shaft
6	127-3823	2	Brush	18	127-3835	1	Washer Set
7	127-3824	1	Brush Set	19	127-3836	1	Case ASM
8	127-3825	4	Spring	20	127-3837	1	Metal-Starter
9	127-3826	1	Cover ASM	21	127-3838	1	Lever Set
10	127-3827	1	Metal	22	127-3839	1	Dust Cover ASM
11	127-3828	3	Gear	23	127-3840	2	Bolt-Through
12	127-3829	1	Bracket	24	125-7225	2	Bolt



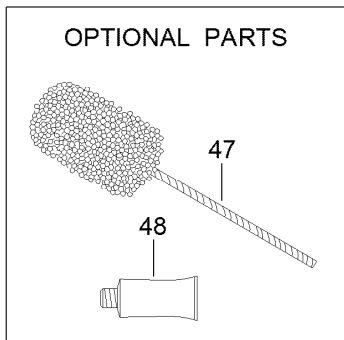
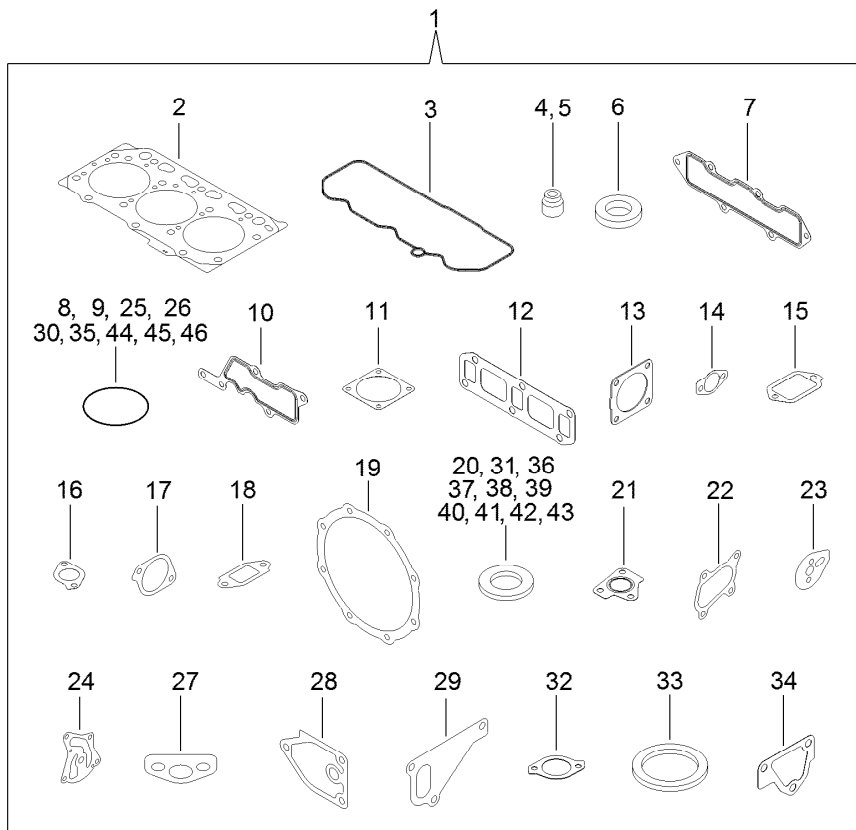
## Electric Parts Assembly

<b>Ref.</b>	<b>Part Number</b>	<b>Qty.</b>	<b>Description</b>
1	127-3086	1	Bracket-Connector
2	127-3850	1	Harness B-Engine, E C O
11	127-3851	1	Harness
16	127-3089	1	Boot-Type, Cap
17	127-3852	1	Bracket-Harness
18	127-3853	1	Bracket-Harness
19	127-3090	1	Bracket-Harness
20	93-0362	2	Bolt
21	93-0362	2	Bolt
22	93-0362	2	Bolt
23	93-0362	2	Bolt
24	127-3187	1	Band
25	127-3188	1	Band



## Gasket Set

Ref.	Part Number	Qty.	Description	Ref.	Part Number	Qty.	Description
1	127-3854	1	Gasket Kit	21	127-3799	1	Gasket-In, T C
2	127-3751	1	Head Gasket ASM	22	127-3779	1	Gasket-Out, T C
3	127-3762	1	Gasket-Cover, Cylinder Head	23	127-3069	1	Gasket-Idle, Shaft B
4	127-2986	3	Seal-Stem, Valve	24	127-3004	1	Gasket
5	127-3027	3	Seal-Stem, Valve	25	125-6909	2	O-Ring
6	127-3021	3	Gasket-Injector	26	127-2973	1	O-Ring
7	127-3769	1	Gasket-Manifold, Intake	27	125-7022	1	Gasket
8	127-3032	2	O Ring-Sensor, Pressure	28	125-7024	1	Gasket
9	127-3033	1	O-Ring	29	125-7047	1	Gasket
10	127-3034	1	Gasket-Collector	30	125-7048	1	O-Ring
11	127-3037	2	Gasket-Throttle	31	125-6979	1	Gasket
12	127-3775	1	Gasket-Manifold, Exhaust	32	125-7110	1	Gasket
13	127-3019	1	Gasket	33	125-7026	1	Gasket
14	127-3043	2	Gasket-Cooler, E G R	34	125-6978	1	Gasket
15	127-3046	1	Gasket-E G R	35	127-3074	1	O-Ring
16	127-3016	1	Gasket	36	125-7174	1	Washer-Seal
17	127-3050	1	Gasket-Intake Valve, E G R	37	125-7175	2	Washer-Seal
18	127-3051	1	Gasket-Out Valve, E G R	38	125-7176	1	Washer-Seal
19	127-3787	2	Gasket-D P F	39	127-3166	2	Washer-Seal
20	127-3056	4	Gasket-Sensor	40	125-7177	1	Washer-Seal
				41	125-7192	1	Gasket



## Gasket Set (continued)

<i>Ref.</i>	<i>Part Number</i>	<i>Qty.</i>	<i>Description</i>	<i>Ref.</i>	<i>Part Number</i>	<i>Qty.</i>	<i>Description</i>
42	125-7193	2	Gasket	46	125-7198	1	O-Ring
43	127-3174	2	Gasket	47	125-7038	1	Hone
44	93-0418	3	O-Ring	48	125-7248	1	Gasket-Liquid
45	125-7197	3	O-Ring				



# Attachments and Accessories

## For 30864 Groundsmaster 4300-D Traction Unit

<b>Product Name</b>	<b>Model/Part</b>
Air Ride Seat Suspension Kit.....	03667
Wheel Weight Kit .....	104-1478
Premium All Season Hydraulic Fluid (55 Gallon Drum) .....	108-1177
Premium All Season Hydraulic Fluid (5 Gallon Pail).....	108-1178
Premium All Purpose Grease (Tube) .....	108-1190
Filter-Air .....	108-3810
22in Combo Blade .....	108-7395-03
ROPS Extension Kit.....	110-8030
Operator Fan Kit - US Sales Only, 3in ROPS Post .....	110-8804
Weight Plate .....	110-8985-03
22in High Lift Blade.....	114-0434-03
22in Atomic Blade.....	114-0435-03
Roller Scraper Kit.....	117-0149
Mulching Kit .....	117-0185
22in Angle Sail Blade.....	117-0209-03
Hydraulic Hose Kit .....	117-0289
22in Rotary Cutting Unit Sectional Roller ASM .....	117-0297
Premium Synthetic Bio-Degradable Hydraulic Fluid (5 Gallon Pail) .....	119-2157
Premium Synthetic Bio-Degradable Hydraulic Fluid (55 Gallon Drum).....	119-2158
Service Pack-Combo Blade .....	119-6957
Large Seat Cover.....	120-5179
Premium Engine Oil 10w30 (55 Gallon Drum) .....	121-6392
Premium Engine Oil 10w30 (5 Gallon Pail) .....	121-6393
Canopy Completion Kit.....	130-5895
MVP Filter Kit.....	30093
Universal Sunshade .....	30349
22in Rotary Cutting Unit.....	30845
Spark Arrestor .....	98-9099

**Notes:**

**Notes:**



**Count on it.**