



Count on it.

Parts Catalog

**Reelmaster® 5610-D
Traction Unit**

Model No. 03679—Serial No. 316000001 and Up



Ordering Replacement Parts

To order replacement parts, please supply the part number, the quantity, and the description of each part desired.

Understanding Reference Numbers

Each identified part in an illustration has a reference number. The reference number for a part also appears in the parts list, along with other information about the part.

This catalog uses two special reference number formats, one to indicate parts in a service assembly and another to indicate the quantity of a given part in an illustration.

Service Assembly Reference Numbers

Parts in service assemblies have reference numbers in the form a:b. The a represents the reference number of the entire service assembly and the b represents a sequential number unique to each part within the service assembly.

For example, a wheel assembly might be identified by reference number 6, the tire by 6:1, the valve by 6:2, and the wheel by 6:3. When you order the assembly identified by reference number 6, you receive all parts identified by reference numbers 6:1, 6:2, and 6:3. However, you may also order any part individually. Reference numbers of this type appear in illustration and in parts lists.

Reference Numbers Indicating Quantity

In an illustration, if a reference number indicates more than one part, the reference number has the form nX y. The n represents the quantity of the part, the X is the multiplication symbol, and the y represents the reference number.

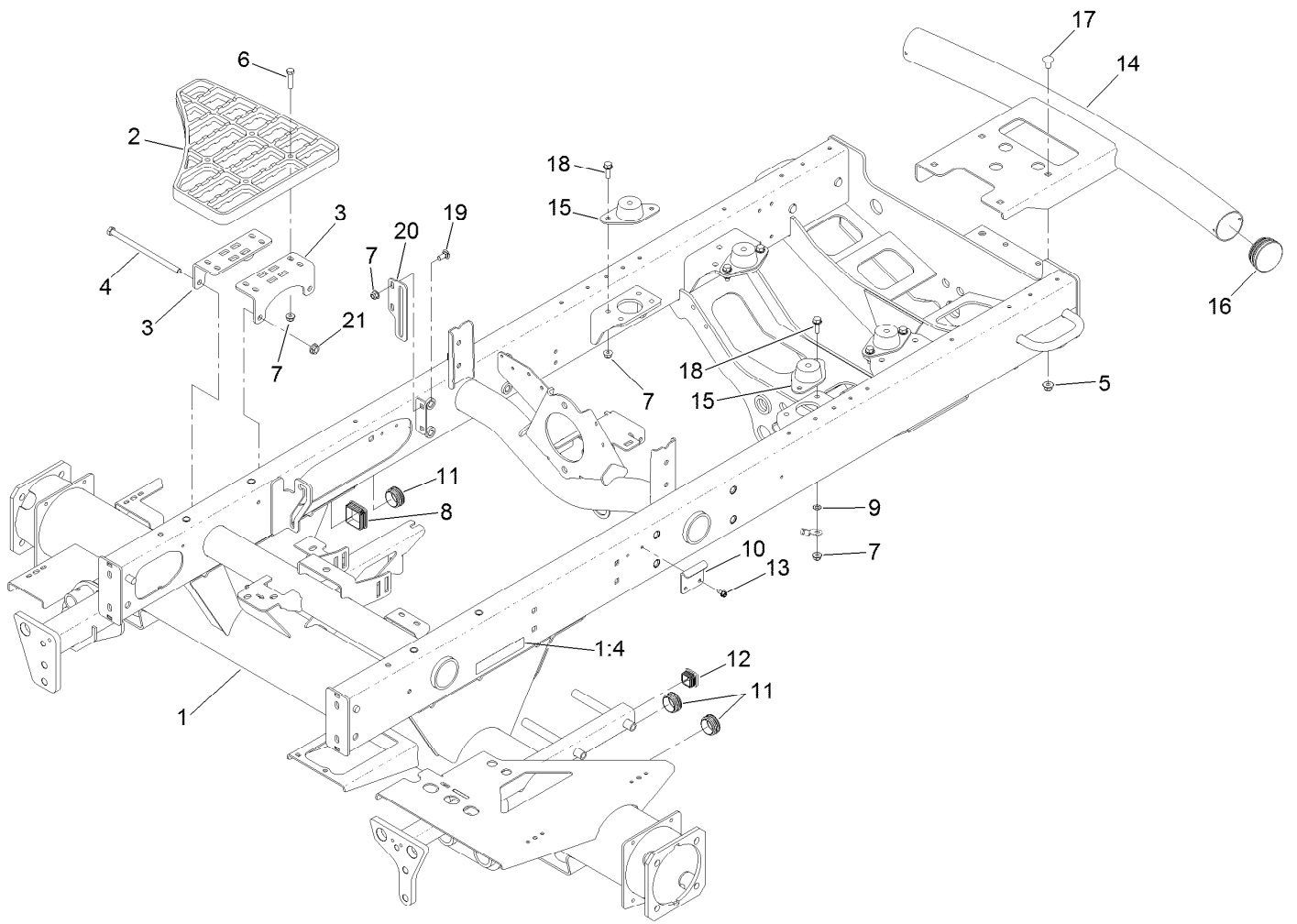
For example, in an illustration, the reference number 2X 37 means that two of the parts identified by reference number 37 are indicated.

Contents

Frame Assembly	5
Operator Platform and Front Shroud Assembly	6
Pedal Assembly	7
Steering Assembly	9
Steering Tilt Column Assembly No. 106-3622	10
Steering Valve Assembly No. 106-3621	11
Control Arm Assembly	12
Joystick Bracket Assembly No. 120-5280	14
Front Axle Assembly	16
LH Brake Assembly No. 120-6261	17
RH Brake Assembly No. 120-6260	18
Rear Axle Assembly	19
Tie Rod Assembly No. 110-5334-03	20
No. 1, 4 and 5 Lift Arm Assembly	21
No. 2 and 3 Lift Arm Assembly	22
Seat and Control Arm Wiring Harness Assembly	23
Main Wiring Harness Assembly	24
Engine Electrical Assembly	25
Gear Pump Assembly	26
Gear Pump Assembly No. 107-4547	27
Seat Base Assembly	28
Hood Assembly	29
Cooling System Assembly	30
Hydraulic Tank Assembly	31
Fuel System Assembly	32
Seat Mounting and Roll-Over Protection System Assembly	33
Mechanical Seat Suspension Assembly No. 110-8851	34
Traction Pump Mounting Assembly	35
Hydraulic Pump Assembly No. 119-6972	36
Hydraulic Drive Assembly	38
Hydraulic Motor Assembly No. 133-2935 (CCW)	40
Hydraulic Motor Assembly No. 133-2934 (CW)	41
Hydraulic Motor Assembly No. 107-4544	42
Hydraulic Motor Assembly No. 110-0901	43
Four Wheel Drive Manifold Assembly No. 108-1825	44
No. 1, 4 and 5 Reel Drive Hydraulic Assembly	45
Hydraulic Motor Assembly No. 120-6272	47
Manifold Assembly No. 121-5628	48
No. 2 and 3 Reel Drive Hydraulic Assembly	49
No. 1, 4 and 5 Lift Arm Hydraulic Assembly	51
Hydraulic Cylinder Assembly No. 119-6988	52
Hydraulic Cylinder Assembly No. 119-6987	53
Hydraulic Manifold Block Assembly No. 105-7577	54
Rear Lift Hydraulic Assembly	55
Steering Hydraulic Assembly	56
Hydraulic Cylinder Assembly No. 110-9035	58
Engine, Muffler and Air Cleaner Assembly	59
Air Cleaner Assembly No. 98-4517	61
Drive Shaft Assembly No. 120-3756	62
Cylinder Block Assembly	63
Gear Housing Assembly	64
Flywheel Housing and Oil Sump Assembly	65
Cylinder Head and Cover Assembly	66
Suction Manifold Assembly	68

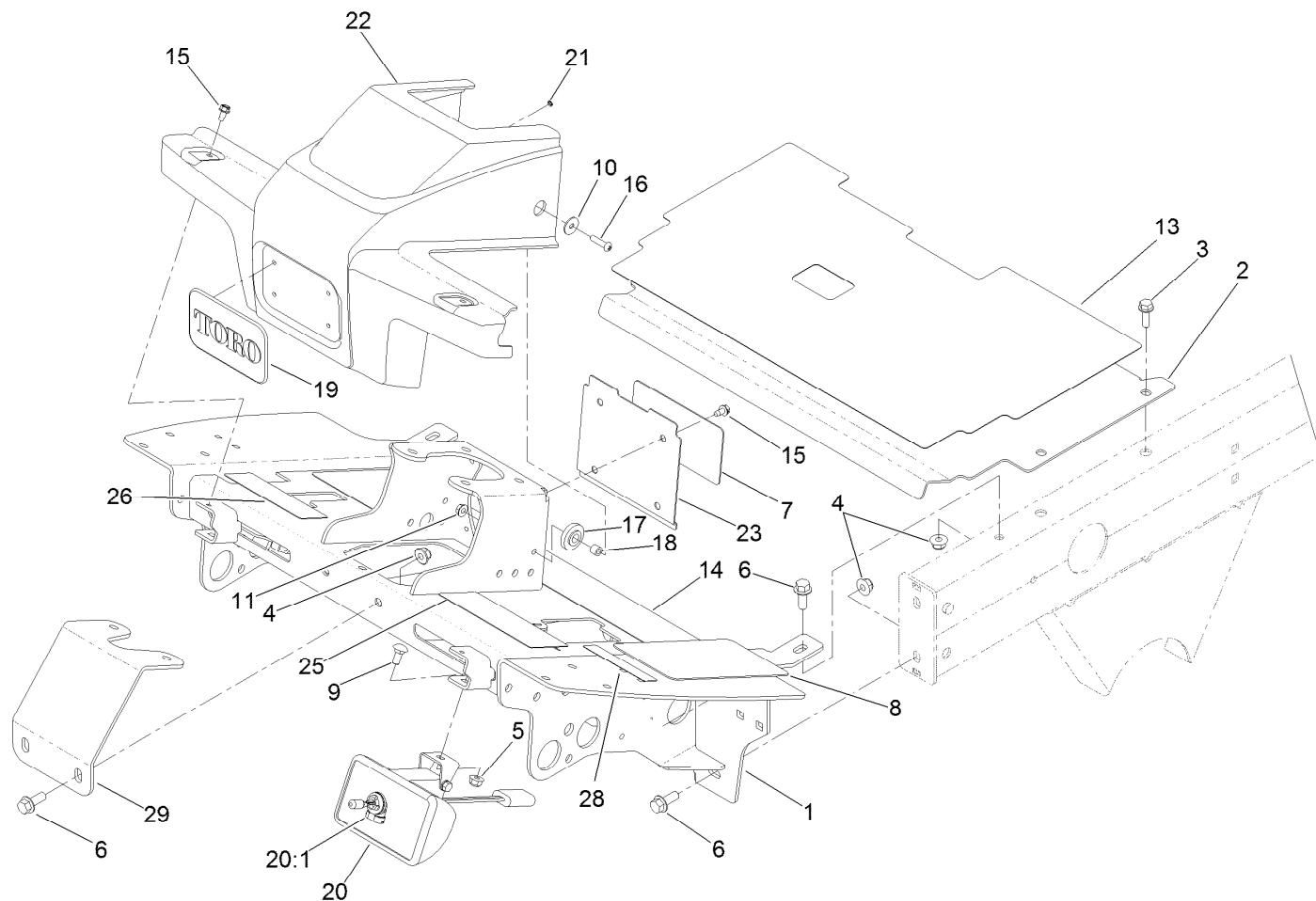
Contents (continued)

Exhaust Manifold Assembly	69
Diesel Particulate Filter Assembly	70
Camshaft and Driving Gear Assembly	72
Turbine Assembly	73
Crankshaft and Piston Assembly	74
Lubrication and Oil System Assembly	75
Lubrication Oil Line Assembly	76
Cooling Water System Assembly	77
Fuel System Assembly	78
Fuel Line Assembly	79
Fuel Injection Valve Assembly	80
Generator Assembly	81
Starting Motor Assembly	82
Electric Parts Assembly	84
Gasket Set	85
Attachments and Accessories	87



Frame Assembly

<i>Ref.</i>	<i>Part Number</i>	<i>Qty.</i>	<i>Description</i>	<i>Ref.</i>	<i>Part Number</i>	<i>Qty.</i>	<i>Description</i>
1	120-3803	1	Frame ASM	11	110-9012	3	Caplug
1:4	93-6689	2	Decal-No Riders	12	110-9013	1	Caplug
2	110-9041	2	Step-Aluminum	13	32104-17	2	Screw-HWH
3	127-2697-01	4	Bracket-Step	14	110-8951-03	1	Bumper
4	323-36	4	Screw-HH	15	120-6274	4	Mount-Engine
5	104-8301	4	Nut-HF, NI	16	2410-42	2	Cap-End
6	322-17	8	Screw-HH	17	3231-21	4	Screw-CARR
7	104-8300	18	Nut-HF, NI	18	3234-29	8	Screw-HHF
8	95-9495	1	Cap	19	3230-1	2	Bolt-CARR
9	3255-8	1	Washer-Lock	20	108-7584-01	1	Plate-Guide, Rod
10	110-8972	1	Hook-Latch	21	32128-21	4	Nut-HF Lock



Items 20:2, 20:3 and 20:4
not used on this model.

Operator Platform and Front Shroud Assembly

Ref.	Part Number	Qty.	Description	Ref.	Part Number	Qty.	Description
1	127-2310-01	1	Platform ASM	18	66-8010	2	Spacer
2	115-8064-01	1	Plate-Floor	19	93-6028	1	Plate-Logo
3	3234-17	4	Screw-HHF	20	94-9024	2	Lamp ASM
4	104-8301	6	Nut-HF, NI	20:1	95-0909	1	Lamp-12 Volt
5	104-8300	2	Nut-HF, NI	20:2	3230-28	1	Screw-CARR
6	3234-11	6	Screw-HHF	20:3	3253-33	1	Washer-Lock
7	110-0986	1	Decal-Plate, Cover	20:4	3217-6	1	Nut-Hex
8	125-2910	2	Tread-Floor, Side	21	3254-9	4	Washer-Lock, Internal
9	3230-1	2	Bolt-CARR	22	110-0944	1	Shroud-Platform
10	87-6630	2	Washer-Plain	23	110-0947-03	1	Plate-Cover
11	32128-33	2	Nut-HF	25	133-2930	1	Decal-Danger
13	125-2911	1	Tread-Panel, Service	25	133-2931	1	Decal-Danger (CE)
14	125-2909	1	Tread-Floorboard	26	110-8921	1	Decal-Speed, Mow
15	32104-17	6	Screw-HWH	28	117-2718	1	Decal-Arrester, Spark
16	106-9518	2	Screw-PRH	29	110-8876-01	1	Brace-Column
17	240-11	2	Bushing-Flange				



Pedal Assembly

Ref.	Part Number	Qty.	Description	Ref.	Part Number	Qty.	Description
1	117-5199	1	Hub-Pedal, Traction	20:1	117-3207	2	Nut-Hex
2	117-9507	1	Pedal-Accelerator	20:2	117-3208	2	Washer-Lock, Internal Tooth
3	74-9100	1	Pad-Pedal, Forward	21	256-156	2	Bushing-Flange
4	256-236	2	Bearing-Mount, Flange	22	323-17	1	Screw-HH
5	106-3840	1	Pedal-Traction	23	62-4420	8	Washer
6	92-7305	1	Spring-Extension	24	3296-39	1	Nut-Lock, NI
7	3234-5	6	Screw-HHF	25	117-8066	1	Mow-Stop
8	3296-29	6	Nut-Lock, NI	26	32121-6	1	Pin-Roll, Slotted
9	32121-45	1	Pin-Spring	27	106-3731	1	Rod-Pivot
10	74-9110	1	Pad-Pedal, Reverse	28	110-8982	2	Washer-Spring
11	127-2721	1	Cable-Traction	29	32121-16	1	Pin-Spring
11:1	3220-1	2	Nut-Jam	30	115-0120-03	1	Pedal-Brake
12	3234-13	2	Screw-HHF	31	125-8775	2	Bushing-Flange
13	3296-42	1	Nut-Lock, NI	32	104-7179	1	Pivot-Pedal
14	66-8010	1	Spacer	33	32144-4	1	Screw-HWH
15	2411-41	1	Rod End-Ball Joint	34	99-7963-03	1	Pedal-Park
16	33093-00	1	Washer-Flat	35	115-5300	1	Proximity Switch ASM
17	3256-22	3	Washer-Flat	35:1	117-3207	2	Nut-Hex
18	321-9	1	Screw-HH	35:2	117-3208	2	Washer-Lock, Internal Tooth
19	93-2092	1	Clamp-Cable	36	115-0129	1	Rod-Pawl, Brake
20	115-0282	1	Proximity Sensor ASM	37	3272-6	2	Pin-Cotter



Pedal Assembly (continued)

<i>Ref.</i>	<i>Part Number</i>	<i>Qty.</i>	<i>Description</i>	<i>Ref.</i>	<i>Part Number</i>	<i>Qty.</i>	<i>Description</i>
38	104-8301	1	Nut-HF, NI	46	3272-10	2	Pin-Cotter
39	99-7214	1	Pawl-Brake	47	117-0106	1	Cable-Brake, RH
40	99-7140	1	Spring-Torsion	48	117-0107	1	Cable-Brake, LH
41	52-2891	2	Bushing-Flanged, Nylon	49	302-60	1	Fitting-Grease
42	323-12	1	Screw-HH	50	115-8060	1	Clevis-Double
43	117-0238	1	Detent	51	115-8059	1	Yoke-Cable
44	5-0652	2	Spacer	52	104-7201	1	Nut-HF, NI
45	283-14	2	Pin-Clevis				



Steering Assembly

Ref.	Part Number	Qty.	Description
1	106-3622	1	Steering Tilt Column ASM
2	340-2	4	Fitting-Straight
2:1	237-22	1	O-Ring
2:2	237-42	1	O-Ring
3	98-1471	1	Wheel-Steering
3:1	98-1468	1	Cover-Wheel, Steering
4	98-1459	1	Decal
5	105-2409	4	Screw-HSH
6	106-3621	1	Steering Valve ASM
7	3274-1	4	Screw-HSH
8	3296-33	1	Nut-Lock, NI
9	3256-27	1	Washer-Flat
10	104-8301	4	Nut-HF, NI



Steering Tilt Column Assembly No. 106-3622

Ref.	Part Number	Qty.	Description
1	110-6462	1	Bellows-Rubber
2	110-6463	1	Cylinder Service Kit
2:1		1	Cylinder-Gas ●
2:2		1	Block-Pedal ●
2:3		2	Bolt ●
2:4		1	Pin ●
2:5		2	Washer-Lock ●
3	110-6464	1	Pedal Service Kit
3:1		1	Pedal ●
3:2		1	Pin ●
3:3		1	Spring ●
4	110-6465	1	Cover-Pedal
5	120-6256	1	Universal Joint Kit

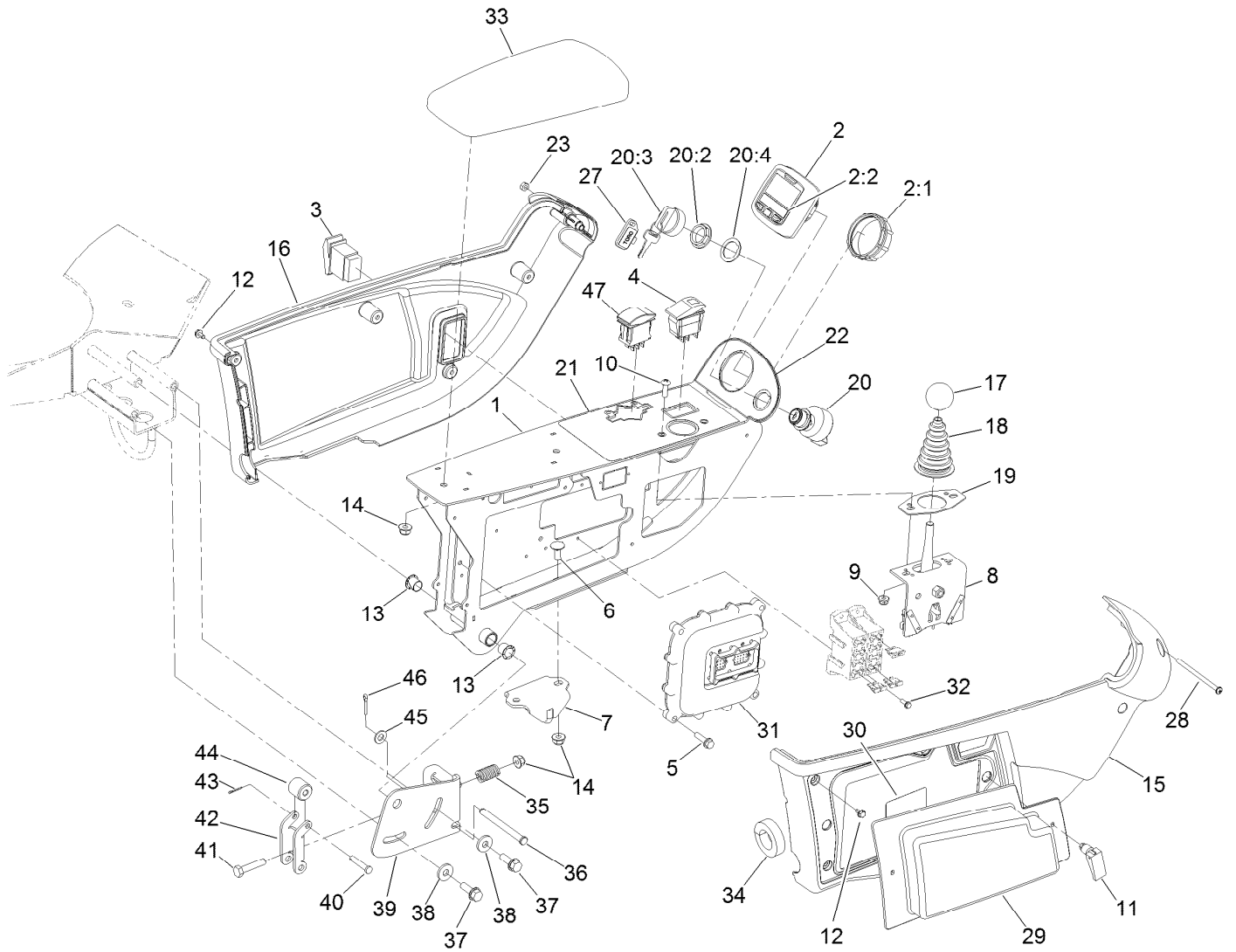
● Not serviced separately



Steering Valve Assembly No. 106-3621

<i>Ref.</i>	<i>Part Number</i>	<i>Qty.</i>	<i>Description</i>
1	106-6716	1	Seal Kit
1:1		1	Ring-Seal, Dust ●
1:2		1	Seal-Shaft ●
1:3		1	O-Ring ●
1:4		2	O-Ring ●
1:5		5	O-Ring ●

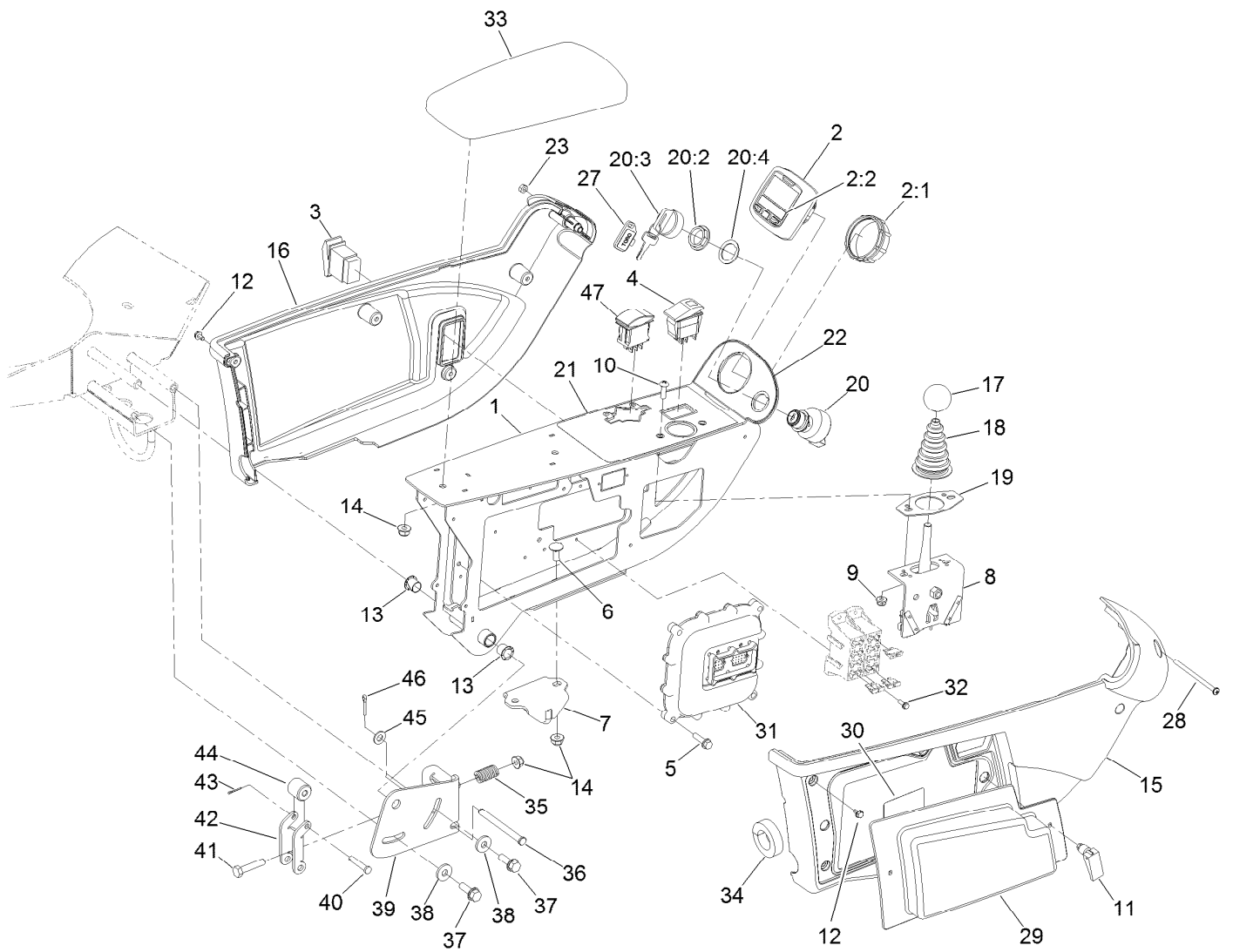
● Not serviced separately



Control Arm Assembly

Ref.	Part Number	Qty.	Description
1	120-3801-03	1	Frame-Arm, Control
2	120-6310	1	LCD Display ASM
2:1	120-4630	1	Nut-Display
2:2	120-6311	1	Decal-Display
3	95-8999	1	Switch
4	105-4232	1	Switch
5	32144-86	4	Screw-HWHTF
6	3230-23	2	Bolt-CARR
7	125-1938	1	Latch
8	120-5280	1	Bracket-Joystick
9	104-7201	2	Nut-HF, NI
10	3258-166	2	Screw-PRH
11	74-5950	2	Latch-Swell
12	104-2065	10	Screw-HWH
13	256-257	2	Bushing-Nyliner
14	104-8300	5	Nut-HF, NI
15	108-7605	1	Cover-RH
16	108-7604	1	Cover-LH
17	233-42	1	Knob
18	93-5961	1	Boot-Lever
19	112-9181	1	Plate-Boot

Ref.	Part Number	Qty.	Description
20	106-5269	1	Ignition Switch ASM
20:2	108-8660	1	Nut-Mounting
20:3	106-5270	1	Ignition Key Set
20:4	108-8659	1	Washer-Backup
21	125-8754	1	Decal-Panel, Control
22	120-4158	1	Decal-Console, Upper
23	3296-2	1	Nut-Lock, NI
27	99-8970	1	Key-Latch, Hood
28	3250-22	1	Screw-PPH
29	114-0446	1	Panel-Access
30	117-0169	1	Decal-Fuses
31	114-3321	1	Controller-Tec
32	32144-87	4	Screw-HWHTF
33	108-7602	1	Rest-Arm
34	110-8912	1	Seal-Foam
35	110-5331	1	Spring-Compression
36	283-88	1	Pin-Clevis
37	32144-41	2	Screw-Taptite
38	4-2390	2	Washer-Flat
39	110-5313-03	1	Bracket-Retainer
40	283-73	1	Pin-Clevis

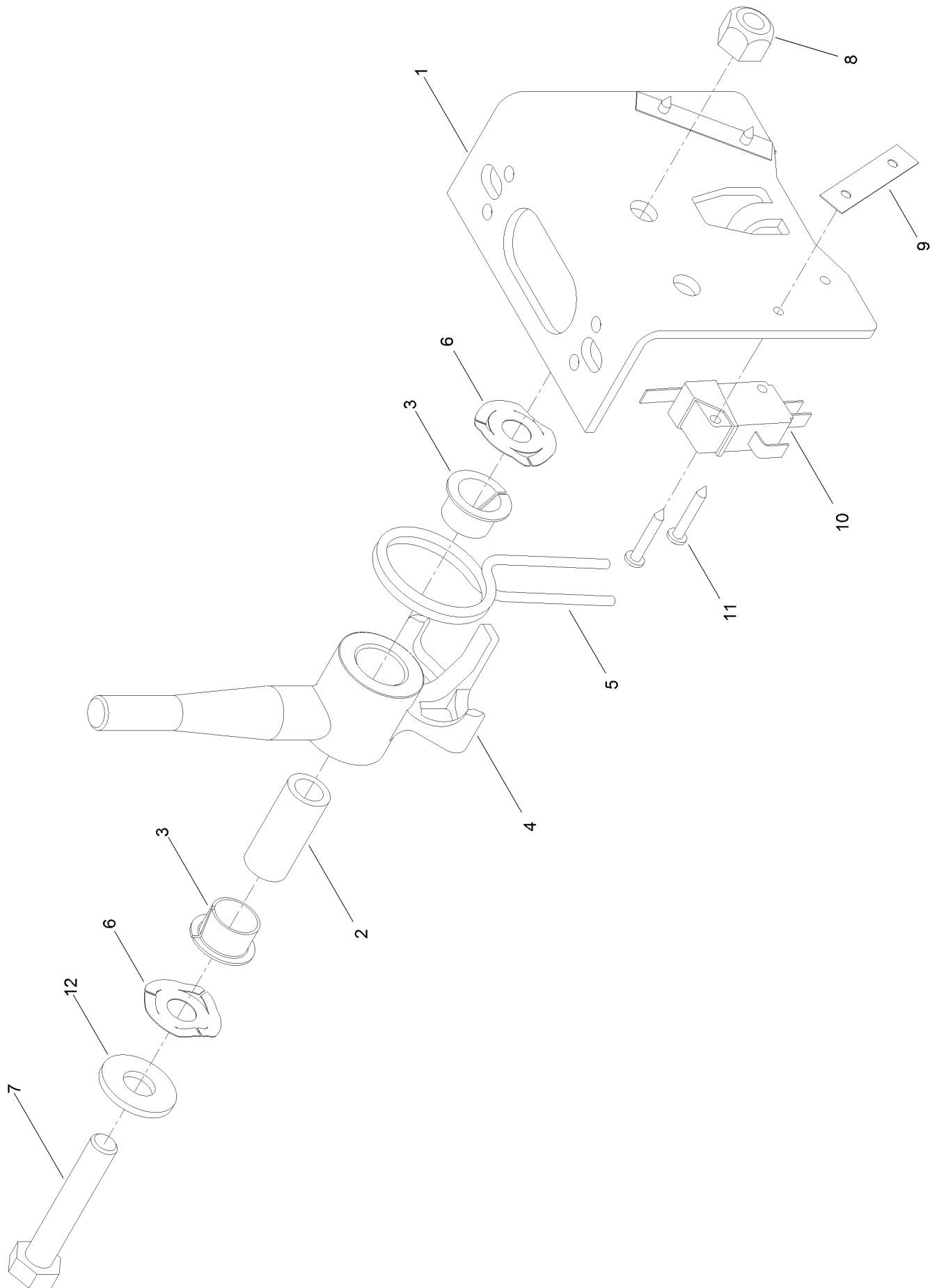


Control Arm Assembly (continued)

Ref.	Part Number	Qty.	Description
41	322-7	1	Screw-HH
42	110-5314	1	Latch
43	3272-1	1	Pin-Cotter
44	110-8856	1	Spacer

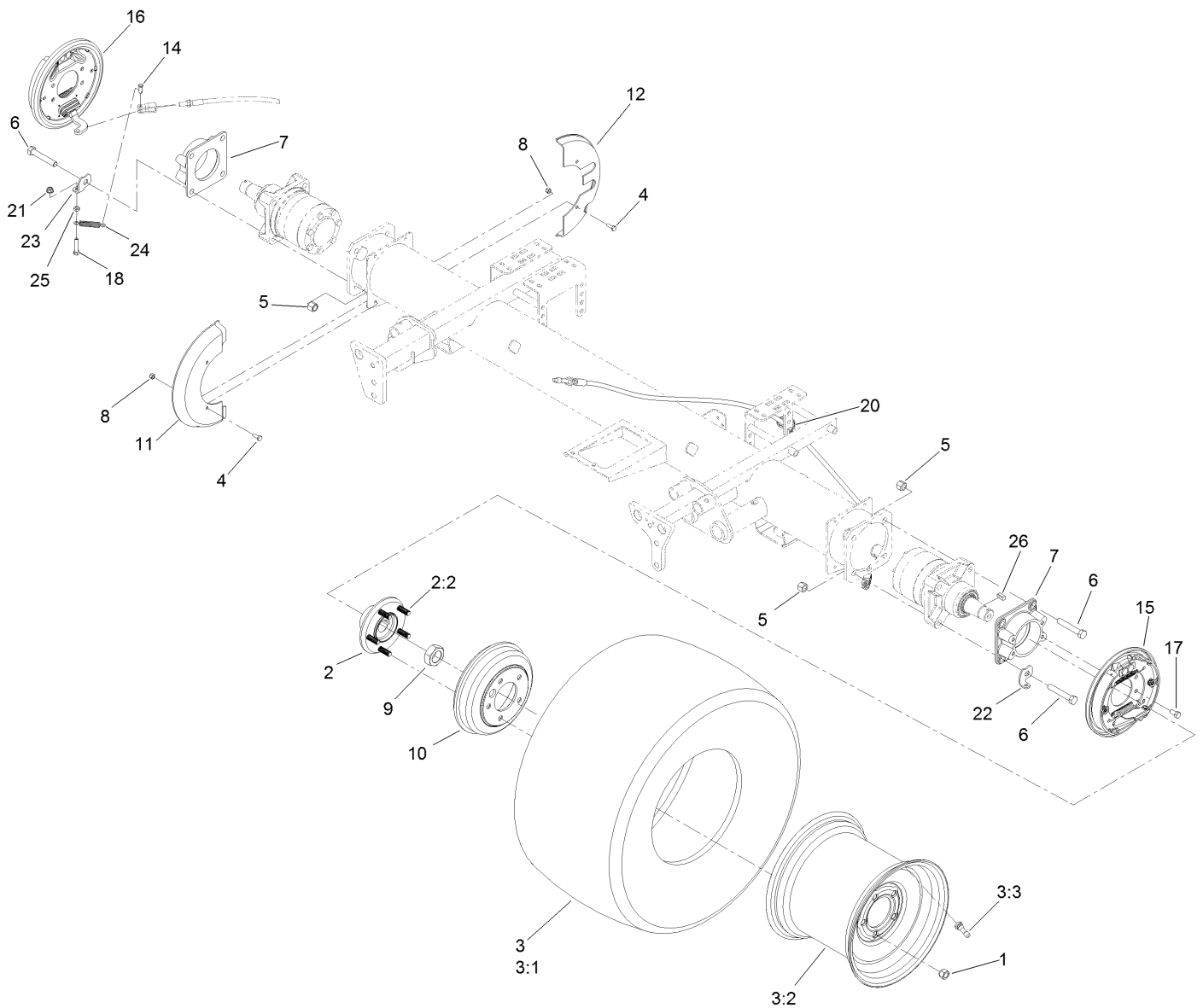
Ref.	Part Number	Qty.	Description
45	3256-23	1	Washer-Plain
46	3272-10	1	Pin-Cotter
47	100-1535	1	Switch-Rocker, (On)-Off-(On)

Joystick Bracket Assembly No. 120-5280



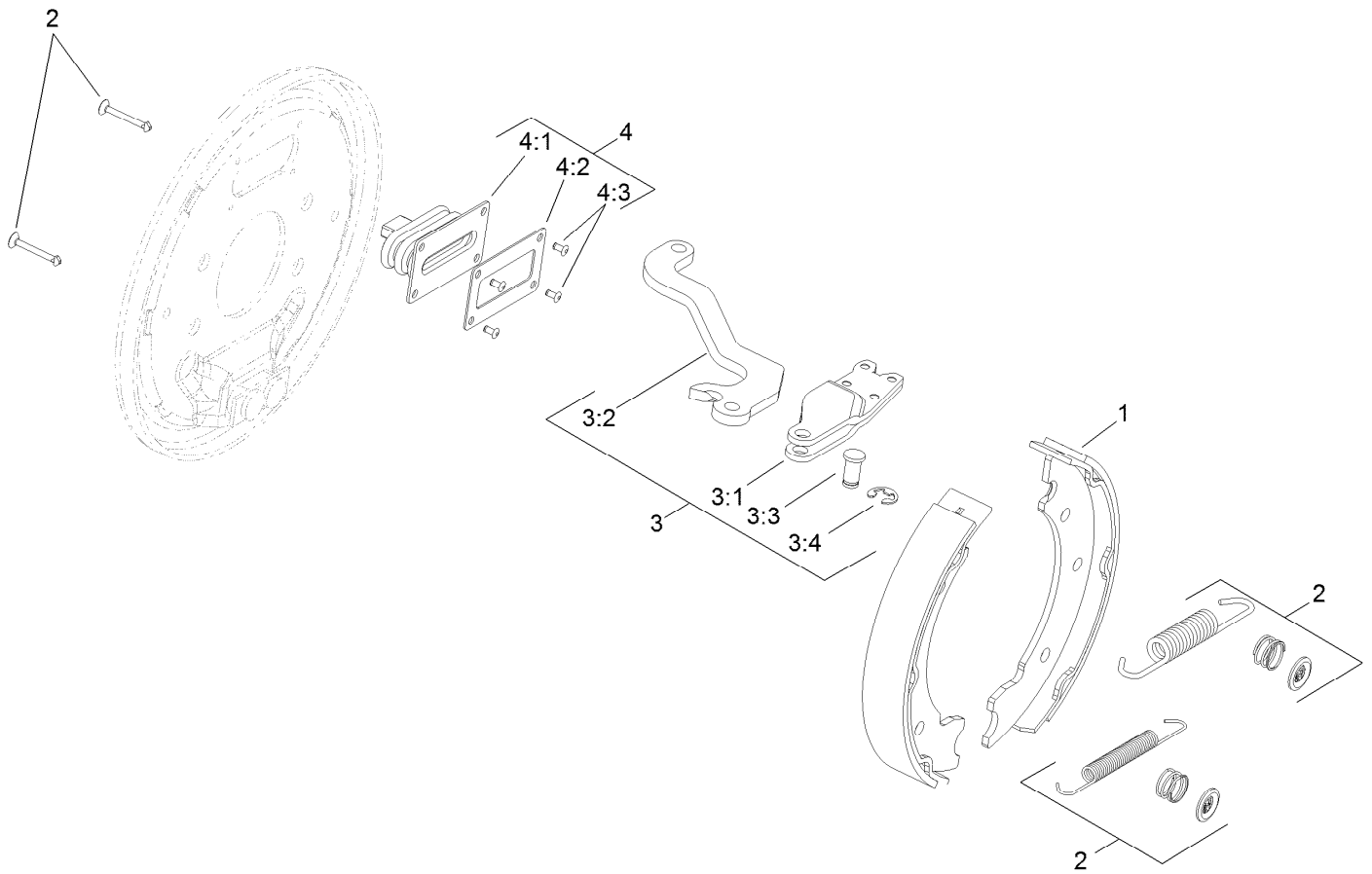
Joystick Bracket Assembly No. 120-5280 (continued)

<i>Ref.</i>	<i>Part Number</i>	<i>Qty.</i>	<i>Description</i>	<i>Ref.</i>	<i>Part Number</i>	<i>Qty.</i>	<i>Description</i>
1	115-5357-03	1	Bracket-Joystick	7	322-9	1	Screw-HH
2	106-4192	1	Spacer	8	3296-29	1	Nut-Lock, NI
3	93-5547	2	Bushing-Nylon	9	3290-354	2	Nut-Speed
4	119-3540	1	Hub-Pivot, Joystick	10	108-6496	2	Switch (W/Boot)
5	105-8289	1	Spring-Torsion	11	95-3003	4	Screw-PPHTF
6	106-4193	2	Washer-Finger, Spring	12	3256-3	1	Washer-Flat



Front Axle Assembly

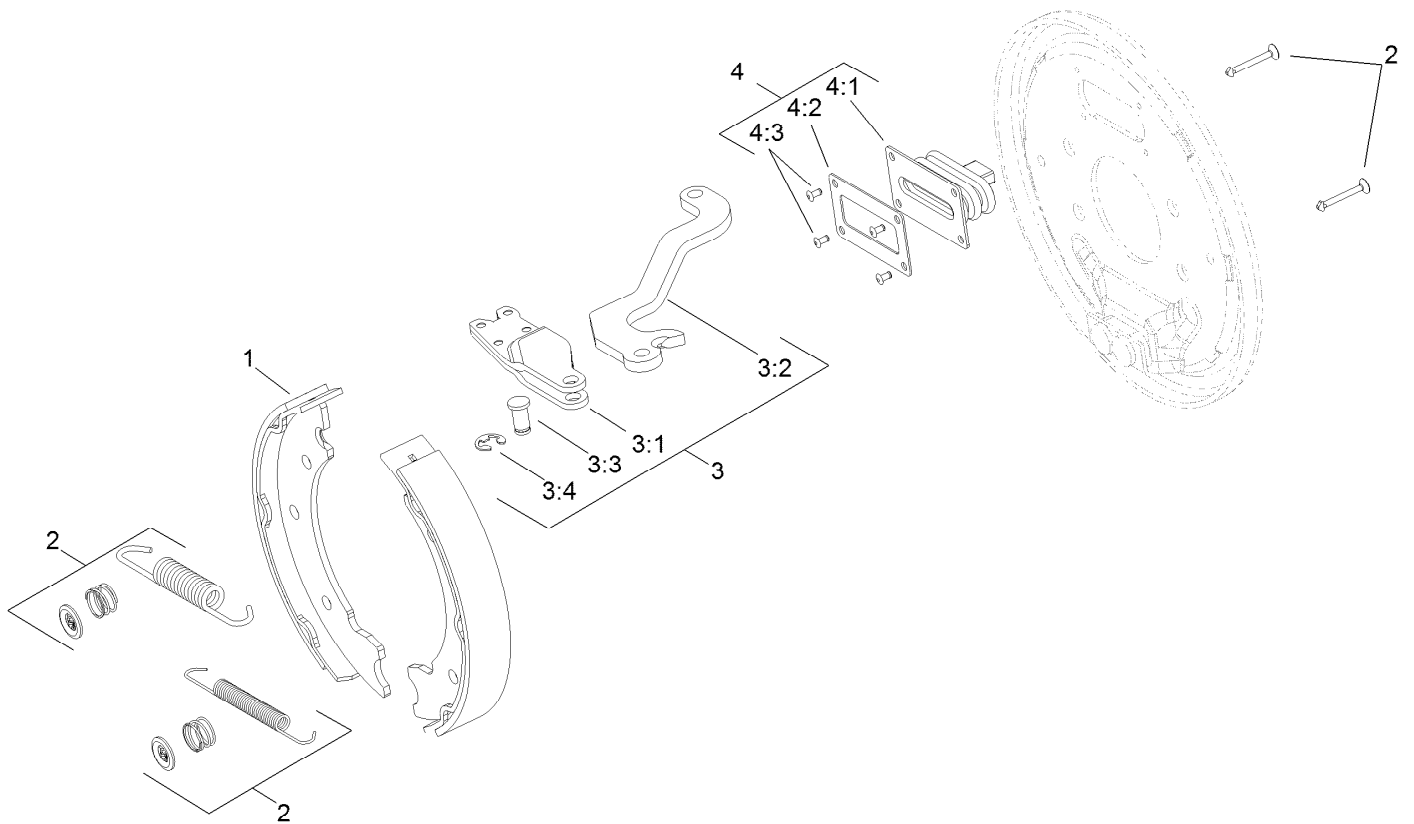
Ref.	Part Number	Qty.	Description	Ref.	Part Number	Qty.	Description
1	242-50	10	Nut-Lug	11	127-2741	2	Shield-Wheel, Front
2	121-5631	2	Hub ASM	12	127-2742	2	Shield-Wheel, Rear
2:2	114-3918	5	Stud-Wheel	14	283-62	2	Pin-Clevis
3	117-5194	2	Tire ASM	15	120-6261	1	LH Brake ASM
3:1	117-5196	1	Tire	16	120-6260	1	RH Brake ASM
3:2	117-5197	1	Wheel	17	323-4	8	Screw-HH
3:3	232-27	1	Stem-Valve	18	322-7	2	Screw-HH
4	321-4	8	Screw-HH	20	3290-378	2	Tie-Cable
5	3296-23	8	Nut-Lock, NI	21	104-8300	2	Nut-HF, NI
6	325-12	8	Screw-HH	22	120-6267	1	Clip-Spring, LH
7	120-6253-03	2	Adapter-Brake	23	120-6266	1	Clip-Spring, RH
8	3296-42	8	Nut-Lock, NI	24	87-4020	2	Spring-Extension
9	117-3290	2	Nut-Hex	25	3218-2	2	Nut-Hex Jam
10	114-8864	2	Drum-Brake	26	117-5198	2	Key-Square



LH Brake Assembly No. 120-6261

Ref.	Part Number	Qty.	Description
1	108-6981	1	Brake Shoe Kit
2	108-6983	1	Brake Hardware Kit
3	110-8910	1	LH Actuator Kit
3:1		1	Housing ●
3:2		1	Lever-LH ●
3:3		1	Pin-Pivot ●
3:4		1	E-Ring ●
4	110-8885	1	Dust Boot Kit
4:1		1	Boot ●
4:2		1	Plate-Back Up ●
4:3		2	Rivet ●

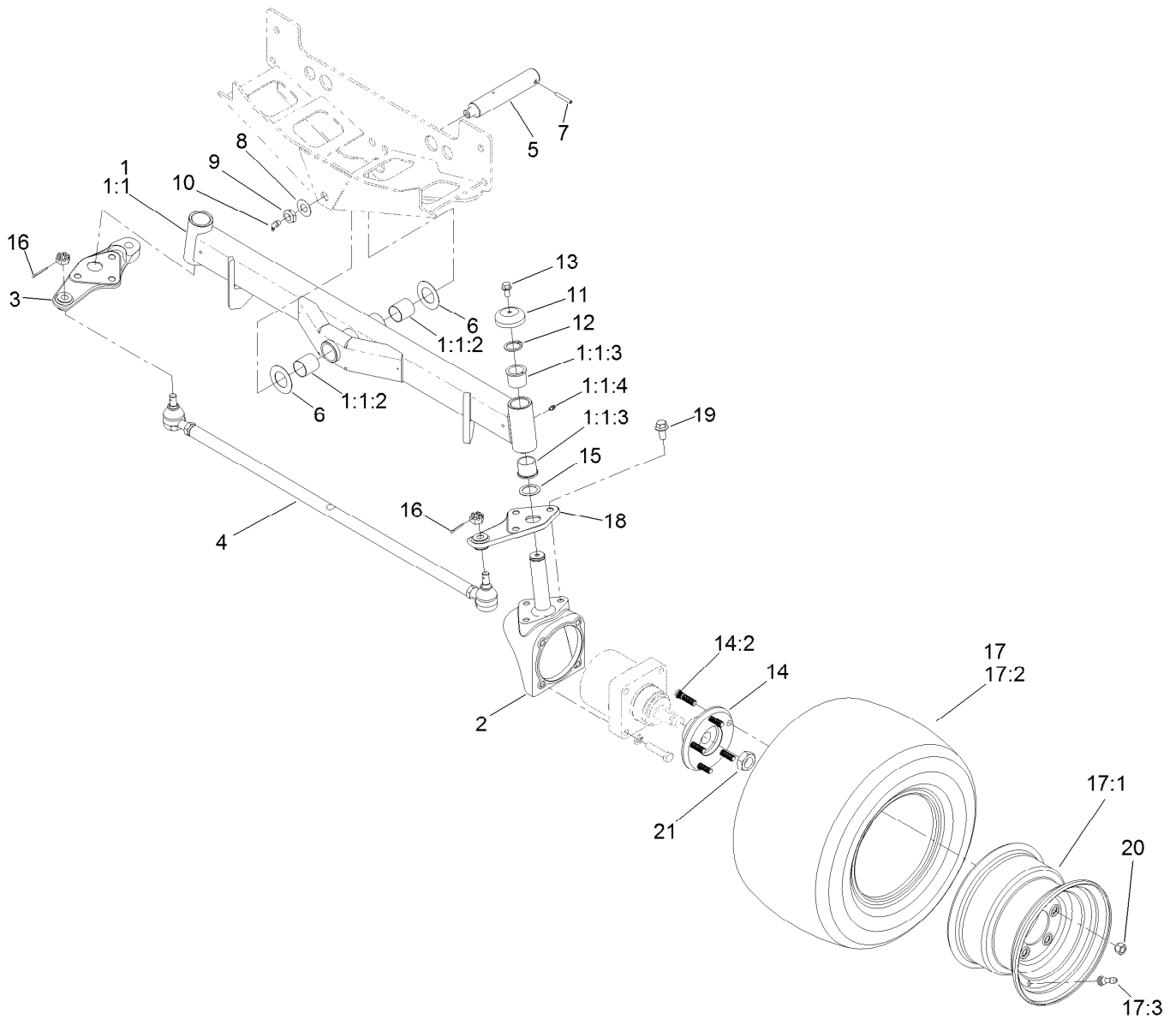
● Not serviced separately



RH Brake Assembly No. 120-6260

Ref.	Part Number	Qty.	Description
1	108-6981	1	Brake Shoe Kit
2	108-6983	1	Brake Hardware Kit
3	110-8884	1	RH Actuator Kit
3:1		1	Housing ●
3:2		1	Lever-RH ●
3:3		1	Pin-Pivot ●
3:4		1	E-Ring ●
4	110-8885	1	Dust Boot Kit
4:1		1	Boot ●
4:2		1	Plate-Back Up ●
4:3		2	Rivet ●

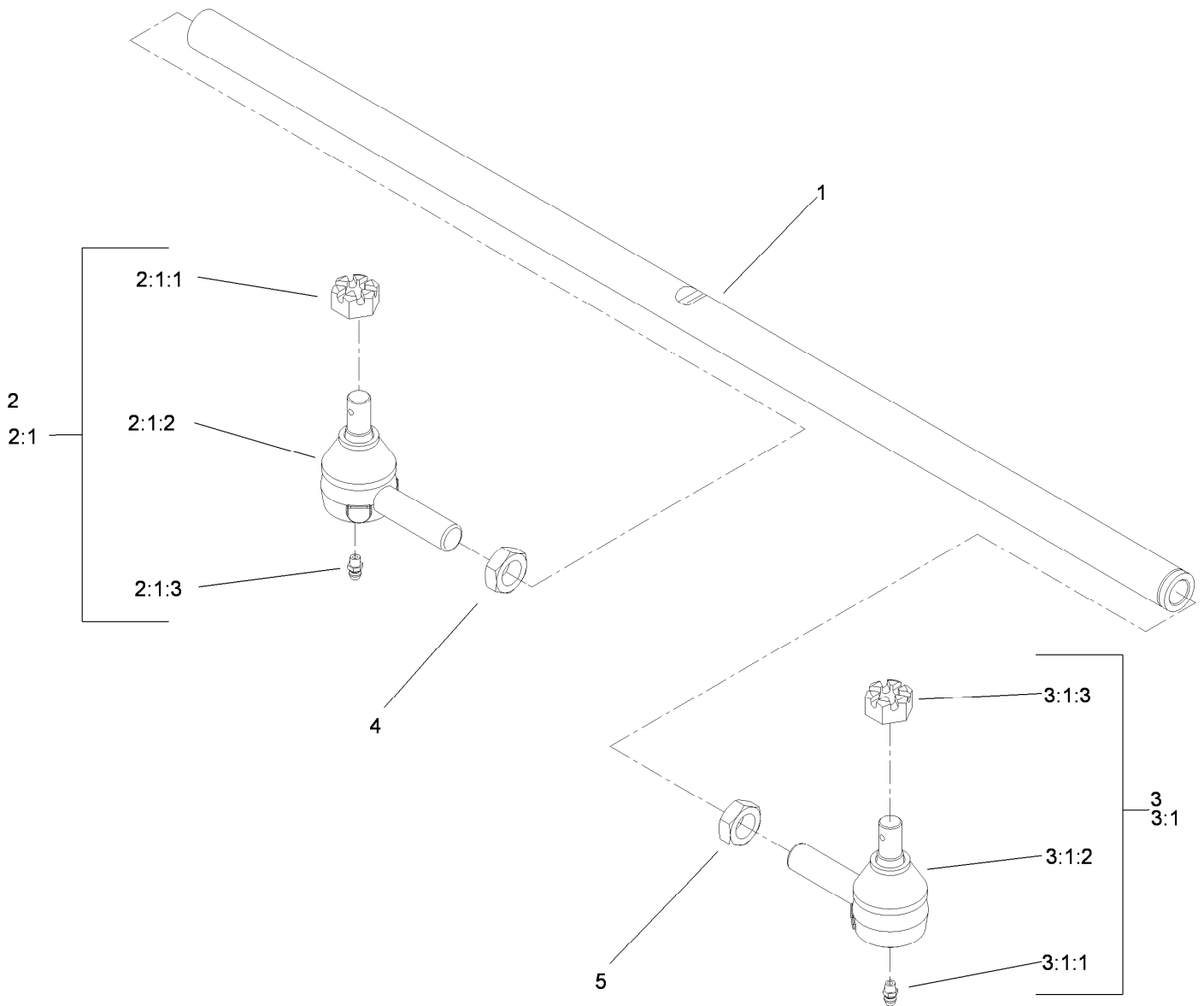
● Not serviced separately



Rear Axle Assembly

Ref.	Part Number	Qty.	Description	Ref.	Part Number	Qty.	Description
1	107-4546-03	1	Axle ASM	12	32151-77	2	Ring-Retaining, External
1:1		1	Axle ●	13	3234-1	2	Screw-HHF
1:1:2	99-6964	2	Bushing-Axle	14	121-5633	2	Hub ASM
1:1:3	104-0015	4	Bushing-Flange	14:2	114-3918	5	Stud-Wheel
1:1:4	302-5	2	Fitting-Grease	15	76-2980	2	Washer-Thrust
2	107-4517-03	2	Housing-Motor	16	3272-12	2	Pin-Cotter
3	110-5295-03	1	Link-Drag, RH	17	117-0281	2	Rim And Tire ASM
4	110-5334-03	1	Tie Rod ASM	17:1	117-0280	1	Rim
5	98-8173	1	Pin-Pivot, Axle	17:2	117-5125	1	Tire
6	99-8432	2	Washer-Thrust	17:3	232-27	1	Stem-Valve
7	32121-32	1	Pin-Roll	18	110-5297-03	1	Link-Drag, LH
8	71-4540	1	Washer-Thrust	19	3234-6	6	Screw-HHF
9	3296-15	1	Nut-Lock, NI	20	242-50	10	Nut-Lug
10	302-33	1	Fitting-Grease	21	26-3790	2	Nut-Lock
11	69-8890	2	Cap-Spindle				

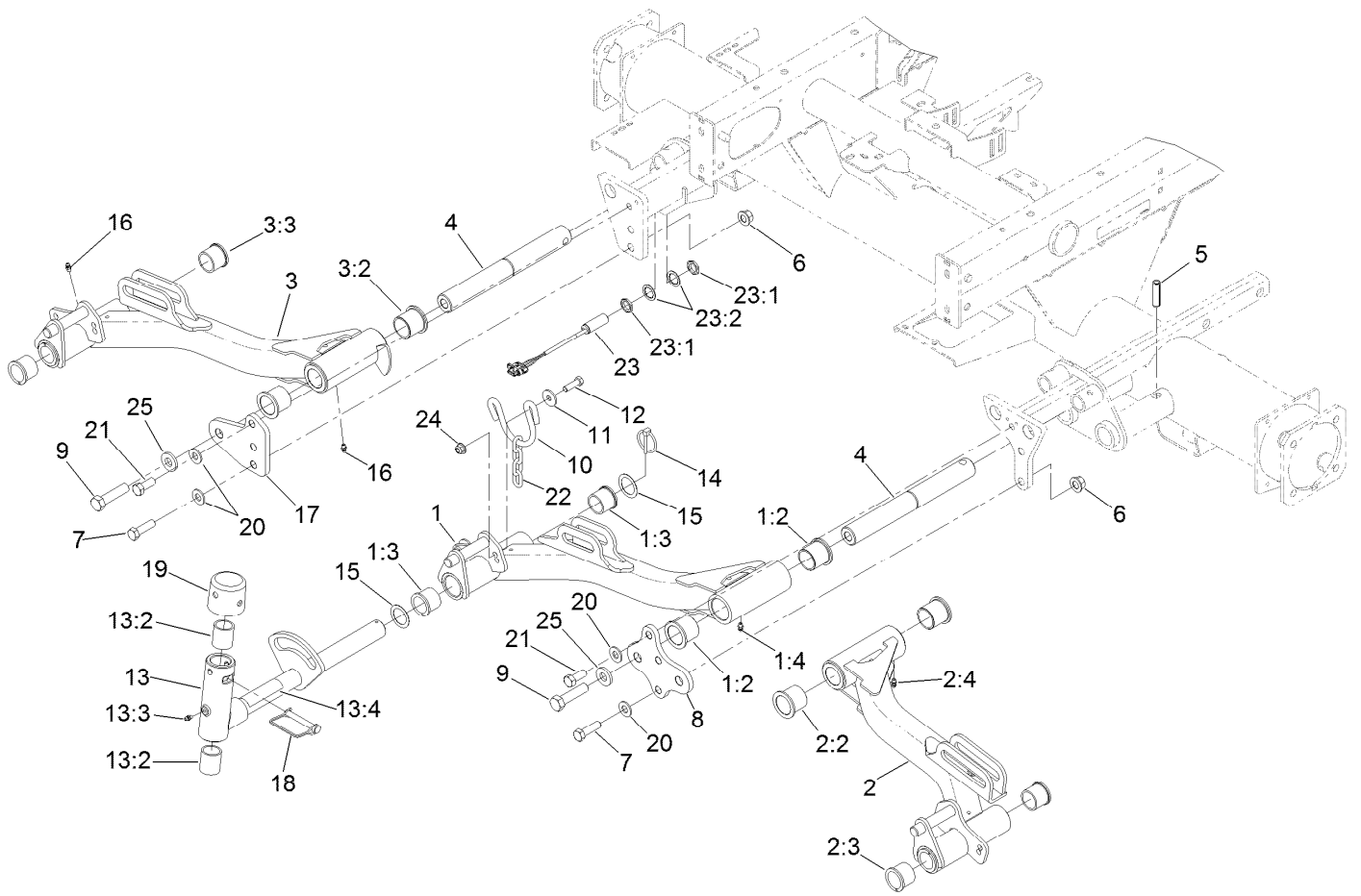
● Not serviced separately



Tie Rod Assembly No. 110-5334-03

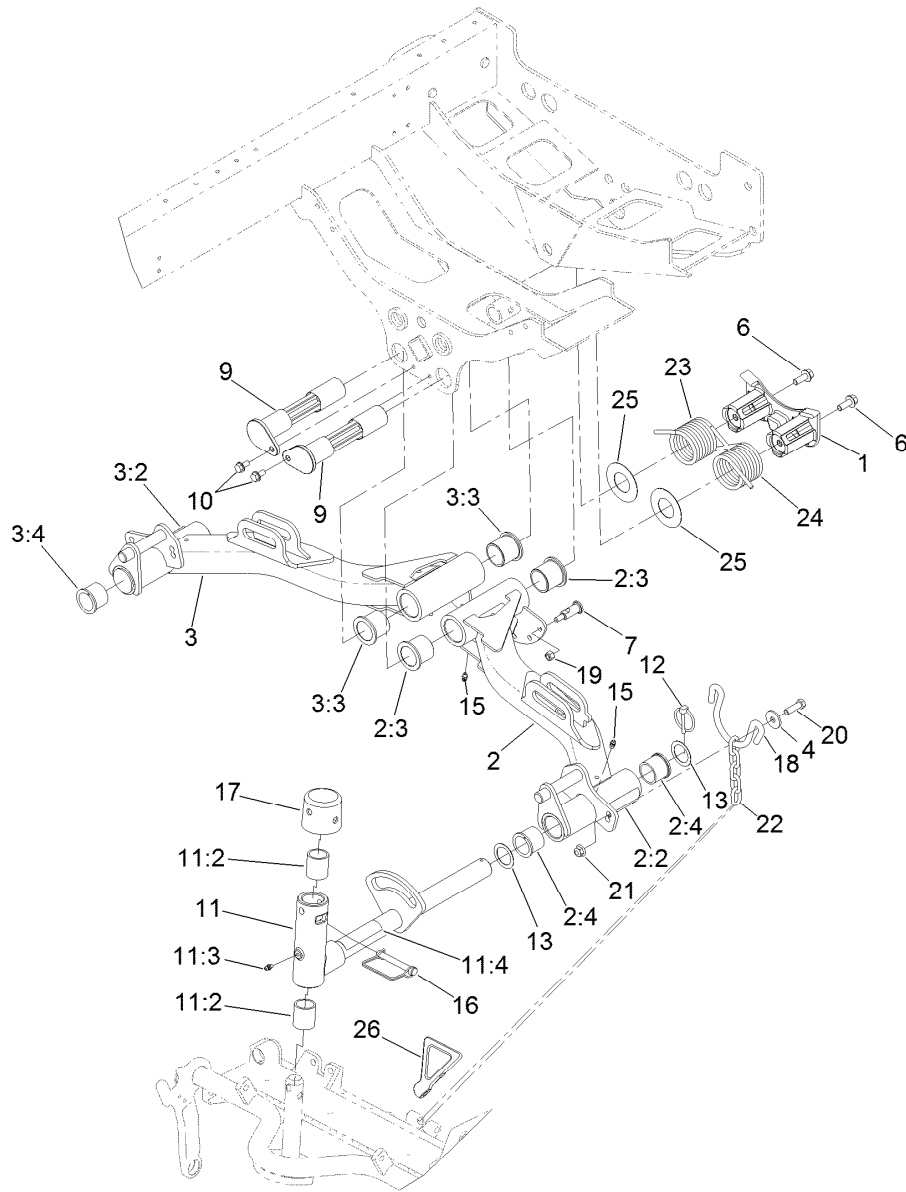
Ref.	Part Number	Qty.	Description
1	110-5335	1	Rod-Tie
2	71-4740-03	1	RH Tie Rod End ASM
2:1		1	End-Rod, Tie (RH) ●
2:1:1	105-7941	1	Nut-Hex, Slotted
2:1:2	105-7835	1	Seal
2:1:3	302-5	1	Fitting-Grease
3	2411-46-03	1	LH Tie Rod ASM
3:1		1	End-Rod, Tie (LH) ●
3:1:1	302-5	1	Fitting-Grease
3:1:2	105-7835	1	Seal
3:1:3	105-7941	1	Nut-Hex, Slotted
4	84-5300	1	Nut-Jam
5	110-5337	1	Nut-Jam

● Not serviced separately



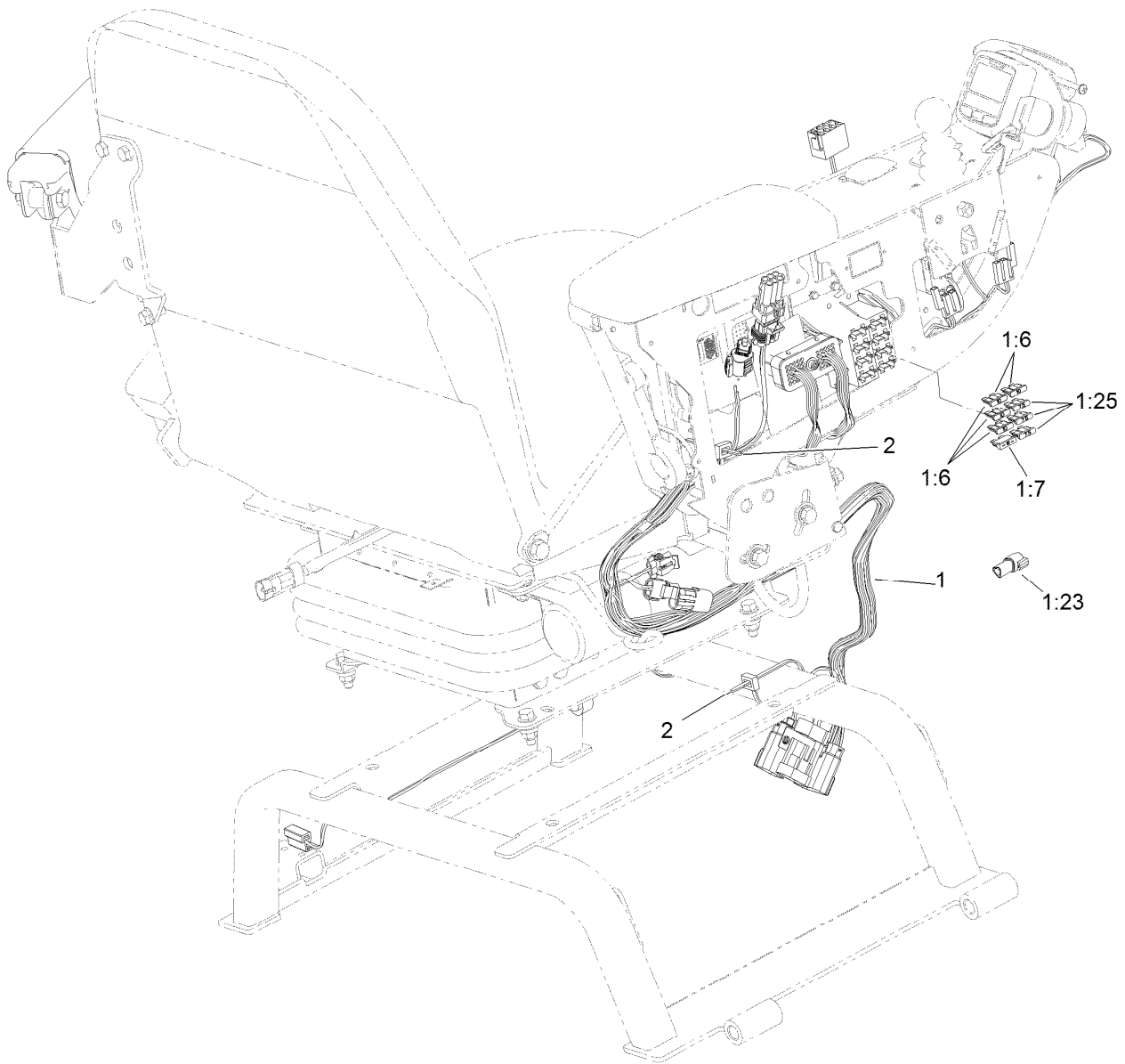
No. 1, 4 and 5 Lift Arm Assembly

Ref.	Part Number	Qty.	Description	Ref.	Part Number	Qty.	Description
1	110-0991	1	No. 1 Lift Arm ASM	12	323-7	6	Screw-HH
1:2	69-6470	2	Bushing-Caster	13	107-2052	3	Pivot Yoke ASM
1:3	104-0015	2	Bushing-Flange	13:2	121-3187	2	Bushing
1:4	302-5	2	Fitting-Grease	13:3	302-5	1	Fitting-Grease
2	114-8874	1	No. 4 Lift Arm ASM	13:4	110-9642	1	Decal-Warning
2:2	69-6470	2	Bushing-Caster	14	92-1298	3	Pin-Lynch
2:3	104-0015	2	Bushing-Flange	15	76-2980	6	Washer-Thrust
2:4	302-5	2	Fitting-Grease	16	302-5	6	Fitting-Grease
3	110-0995	1	No. 5 Lift Arm ASM	17	117-5153-01	1	Plate-Bridge 5
3:2	69-6470	2	Bushing-Caster	18	107-7400	3	Pin-Lynch
3:3	104-0015	2	Bushing-Flange	19	107-4027	3	Cap
4	117-0208	3	Shaft-Pivot, Liftarm	20	87-7270	6	Washer-Thrust
5	32121-122	3	Pin-Roll	21	325-5	2	Screw-HH
6	99-5107	4	Nut-Lock	22	84-2451	3	Chain-Straight, 5 Link
7	325-7	4	Screw-HH	23	115-5300	1	Proximity Switch ASM
8	117-5154-01	1	Plate-Bridge 1 And 4	23:1	117-3207	2	Nut-Hex
9	327-7	3	Screw-HH	23:2	117-3208	2	Washer-Lock, Internal Tooth
10	110-0922	3	Hoop-Chain	24	104-8301	6	Nut-HF, NI
11	63-8410	6	Washer	25	99-7667	3	Washer-Flat



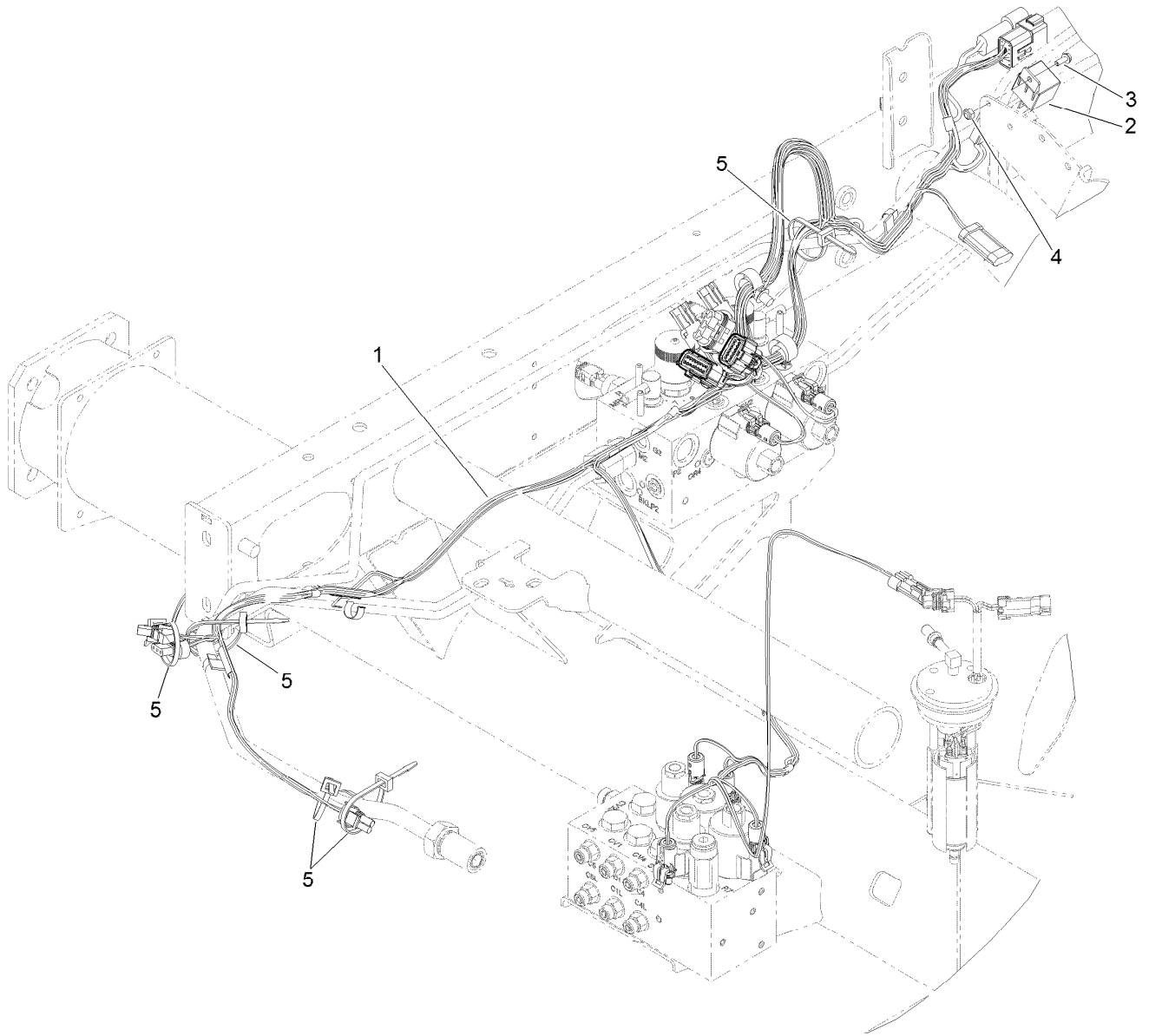
No. 2 and 3 Lift Arm Assembly

<i>Ref.</i>	<i>Part Number</i>	<i>Qty.</i>	<i>Description</i>	<i>Ref.</i>	<i>Part Number</i>	<i>Qty.</i>	<i>Description</i>
1	125-2018	1	Housing	11:3	302-5	1	Fitting-Grease
2	125-2912	1	Lift Arm 2 ASM	11:4	110-9642	1	Decal-Warning
2:2	93-6696	1	Decal-Warning	12	92-1298	2	Pin-Lynch
2:3	69-6470	2	Bushing-Caster	13	76-2980	4	Washer-Thrust
2:4	104-0015	2	Bushing-Flange	15	302-5	4	Fitting-Grease
3	125-2913	1	Lift Arm 3 ASM	16	107-7400	2	Pin-Lynch
3:2	93-6696	1	Decal-Warning	17	107-4027	2	Cap
3:3	69-6470	2	Bushing-Caster	18	110-0922	2	Hoop-Chain
3:4	104-0015	2	Bushing-Flange	19	3296-29	6	Nut-Lock, NI
4	63-8410	4	Washer	20	323-7	4	Screw-HH
6	3234-11	2	Screw-HHF	21	104-8301	4	Nut-HF, NI
7	120-6283	6	Stud-Shouldered	22	84-2451	2	Chain-Straight, 5 Link
9	125-2037	2	Shaft	23	99-5608-03	1	Spring-Torsion, RH
10	32144-14	2	Screw-HWHTF	24	99-5609-03	1	Spring-Torsion, LH
11	107-2052	2	Pivot Yoke ASM	25	110-5345	2	Washer
11:2	121-3187	2	Bushing	26	119-8010-03	1	Kickstand



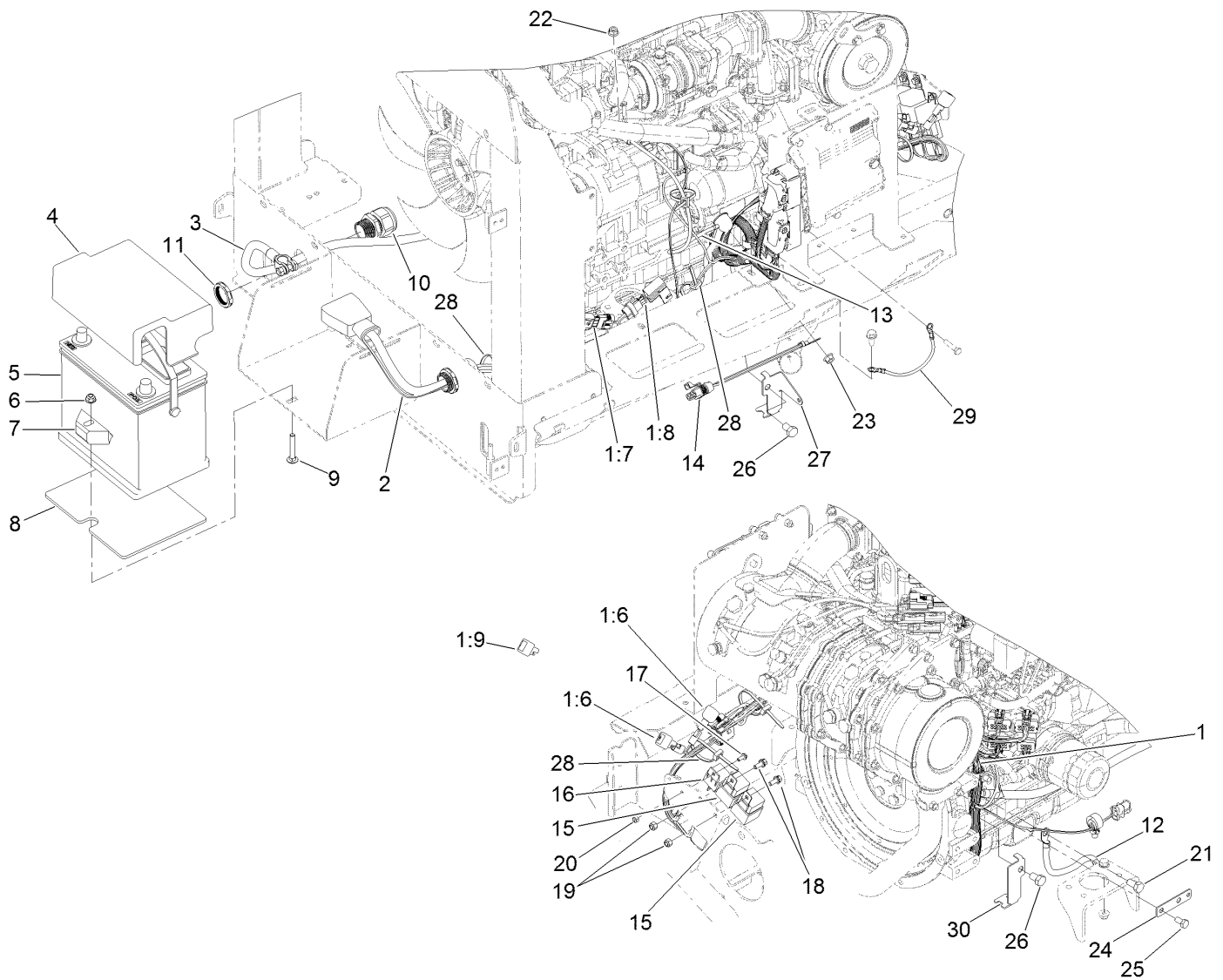
Seat and Control Arm Wiring Harness Assembly

<i>Ref.</i>	<i>Part Number</i>	<i>Qty.</i>	<i>Description</i>
1	115-8081	1	Harness-Wire, Seat
1:6	218-578	3	Fuse-Blade, 10 Amp
1:7	109355	1	Fuse-Blade, 15 Amp
1:23	32180-043	1	Resistor-120 Ohm
1:25	114241	3	Fuse-Blade, 7.5 Amp
2	3290-378	3	Tie-Cable



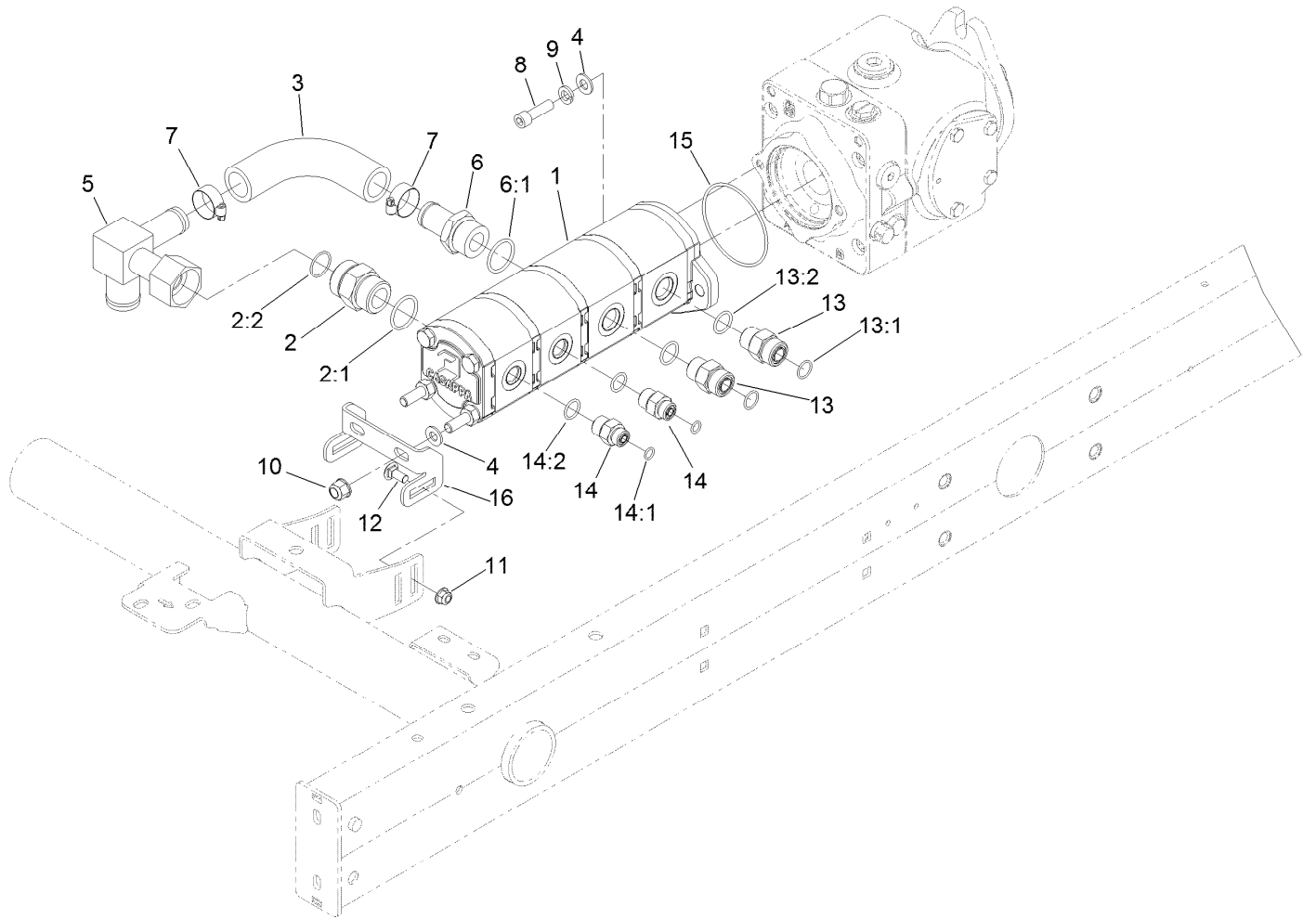
Main Wiring Harness Assembly

<i>Ref.</i>	<i>Part Number</i>	<i>Qty.</i>	<i>Description</i>
1	120-6356	1	Harness-Wire, Main
2	99-7435	1	Relay
3	3290-321	1	Screw-HWH
4	3296-2	1	Nut-Lock, NI
5	3290-378	10	Tie-Cable



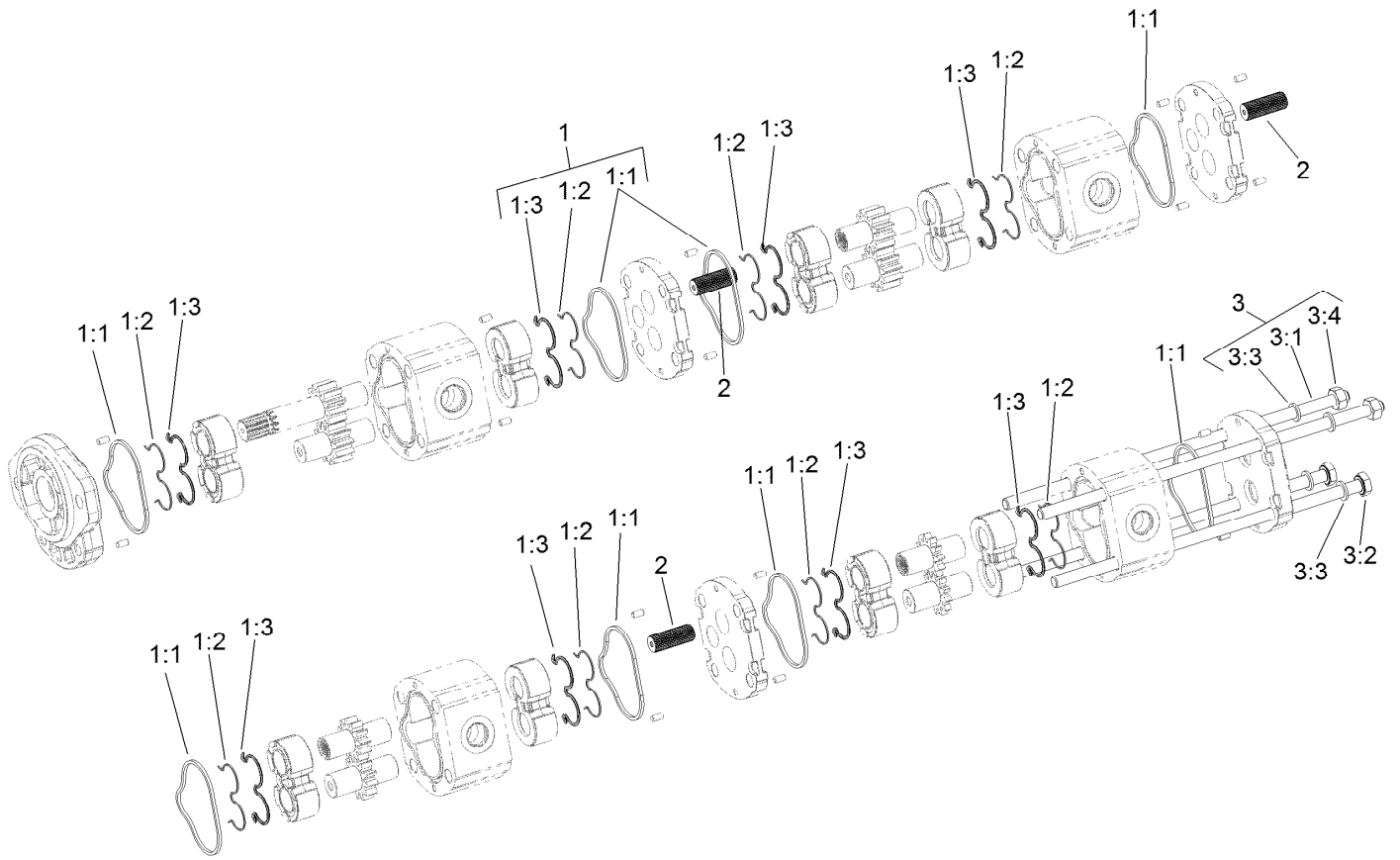
Engine Electrical Assembly

Ref.	Part Number	Qty.	Description	Ref.	Part Number	Qty.	Description
1	122-0231	1	Harness-Wire, Engine	14	99-3441	1	Harness-Wire, Fusible Link
1:6	100-4918	2	Diode	15	99-7430	2	Relay-Mini
1:7	94-6710	1	Fuse-2 Amp	16	99-7435	1	Relay
1:8	218-578	1	Fuse-Blade, 10 Amp	17	3290-321	1	Screw-HWH
1:9	104-4022	1	Resistor-75 Ohm	18	3234-33	2	Screw-HHF
2	121-8850	1	Cable-Battery, Positive	19	3296-42	2	Nut-Lock, NI
3	121-8851	1	Cable-Battery, Negative	20	3296-2	1	Nut-Lock, NI
4	121-5615	1	Cover-Battery	21	33115-020	1	Screw-HH
5	104-9979	1	Battery	22	33003-00	1	Nut-HF
6	104-8300	1	Nut-HF, NI	23	33004-00	1	Nut-HF
7	66-2490	1	Retainer-Battery	24	121-5636	1	Tab-Harness
8	127-2781	1	Mat-Battery	25	33114-016	2	Screw-HH
9	3230-6	1	Bolt-CARR	26	33115-016	2	Screw-HH
10	121-8854	2	Grip-Cord	27	127-2774	1	Bracket-Harness, RH
11	121-8855	2	Locknut-Grip, Cord	28	3290-378	10	Tie-Cable
12	121-8856	1	Cable-Ground, Engine	29	122-0058	1	Harness-Wire, Ground
13	100-5552	1	Harness-Wire	30	127-2773	1	Bracket-Harness, LH



Gear Pump Assembly

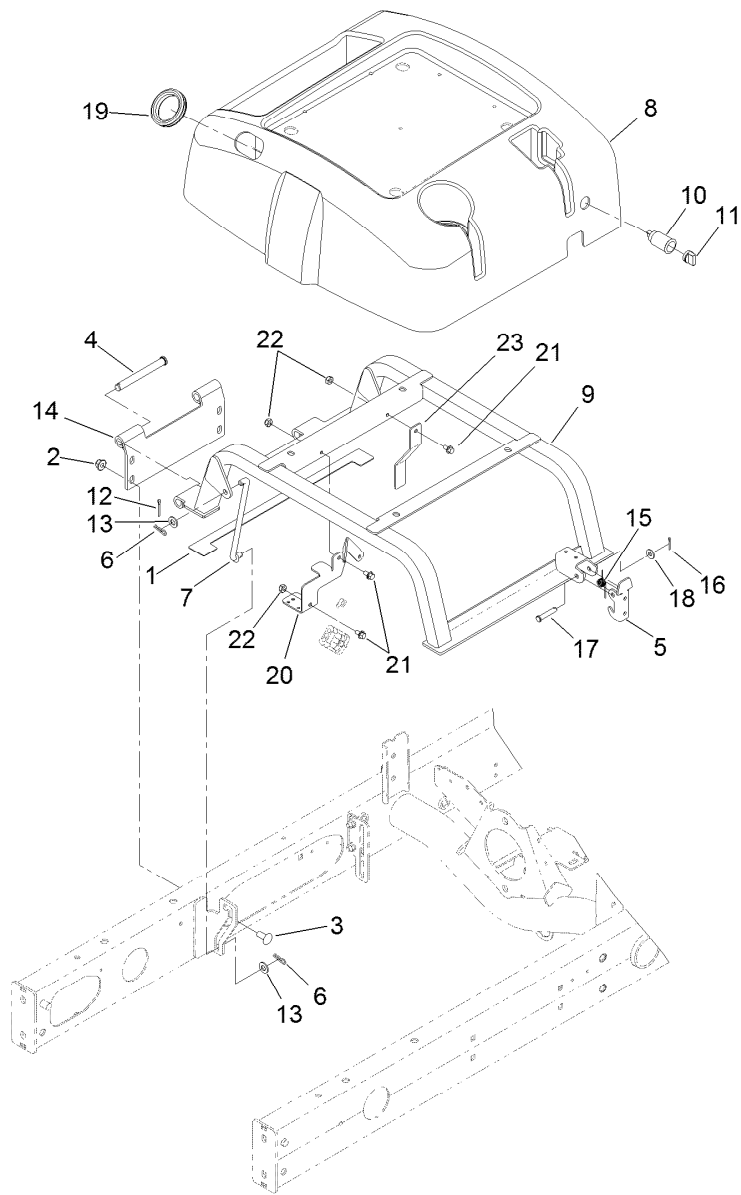
<i>Ref.</i>	<i>Part Number</i>	<i>Qty.</i>	<i>Description</i>	<i>Ref.</i>	<i>Part Number</i>	<i>Qty.</i>	<i>Description</i>
1	107-4547	1	Gear Pump ASM	10	103-9511	2	Nut-Lock, NI
2	104-3797	1	Fitting-Straight	11	104-8300	2	Nut-HF, NI
2:1	237-146	1	O-Ring	12	3230-1	2	Bolt-CARR
2:2	340-65	1	O-Ring	13	340-7	2	Fitting-Straight
3	108-1683	1	Hose-Formed	13:1	237-65	1	O-Ring
4	3256-24	4	Washer-Flat	13:2	237-80	1	O-Ring
5	108-1672	1	Manifold-Tube	14	340-3	2	Fitting-Straight
6	354-78	1	Fitting-STR	14:1	237-22	1	O-Ring
6:1	237-146	1	O-Ring	14:2	237-79	1	O-Ring
7	2412-34	2	Clamp-Hose	15	237-161	1	O-Ring
8	3274-1	2	Screw-HSH	16	108-1801-01	1	Bracket-Support, Pump
9	3253-5	2	Washer-Lock				



Gear Pump Assembly No. 107-4547

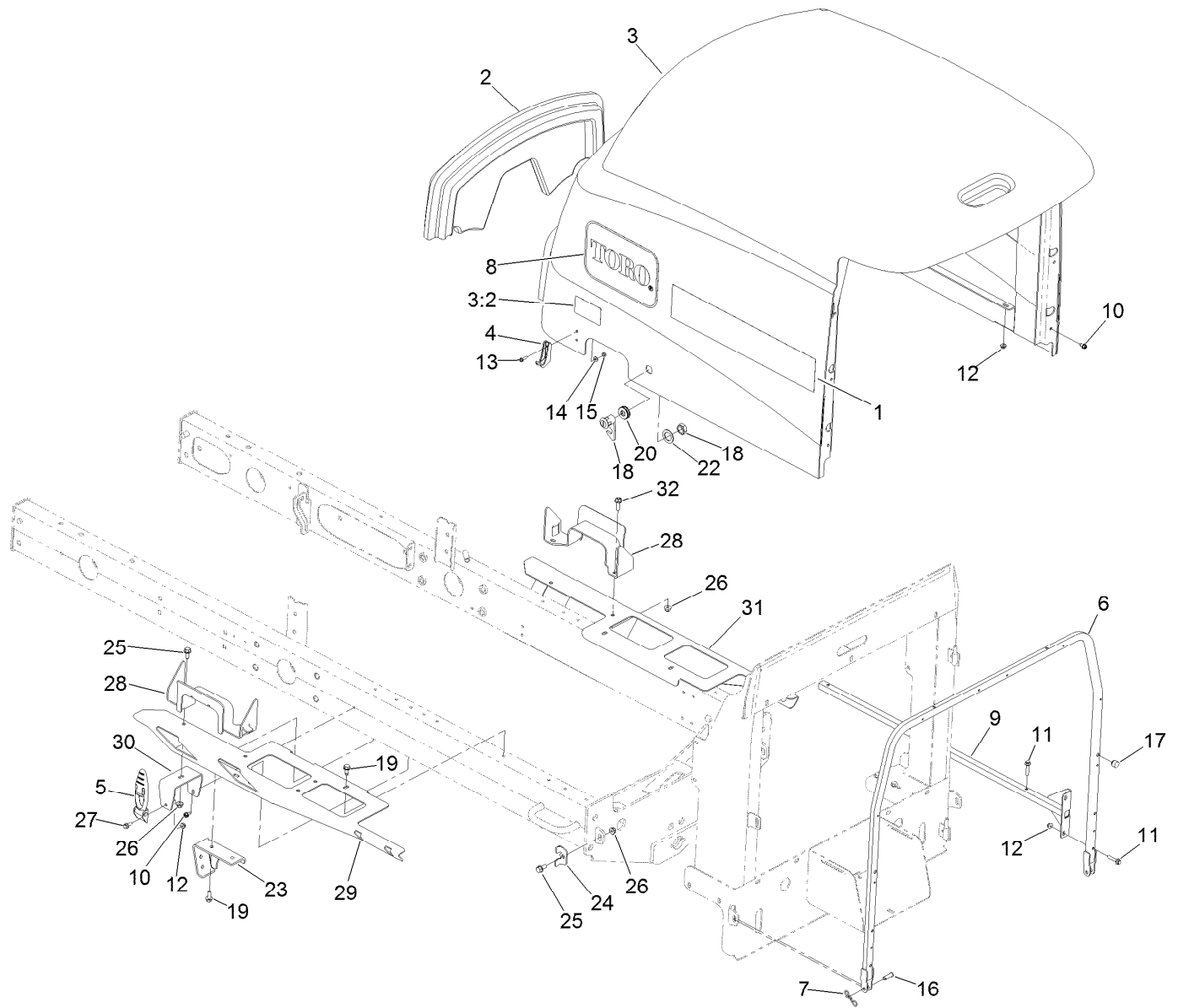
Ref.	Part Number	Qty.	Description
1	108-4595	1	Seal Kit
1:1		8	Seal ●
1:2		8	Seal ●
1:3		8	Ring-Back Up ●
2	120-6284	3	Hub-Connecting
3	125-8760	1	Kit-Bolt
3:1		2	Bolt-Stud ●
3:2		2	Screw ●
3:3		4	Washer ●
3:4		2	Nut ●

● Not serviced separately



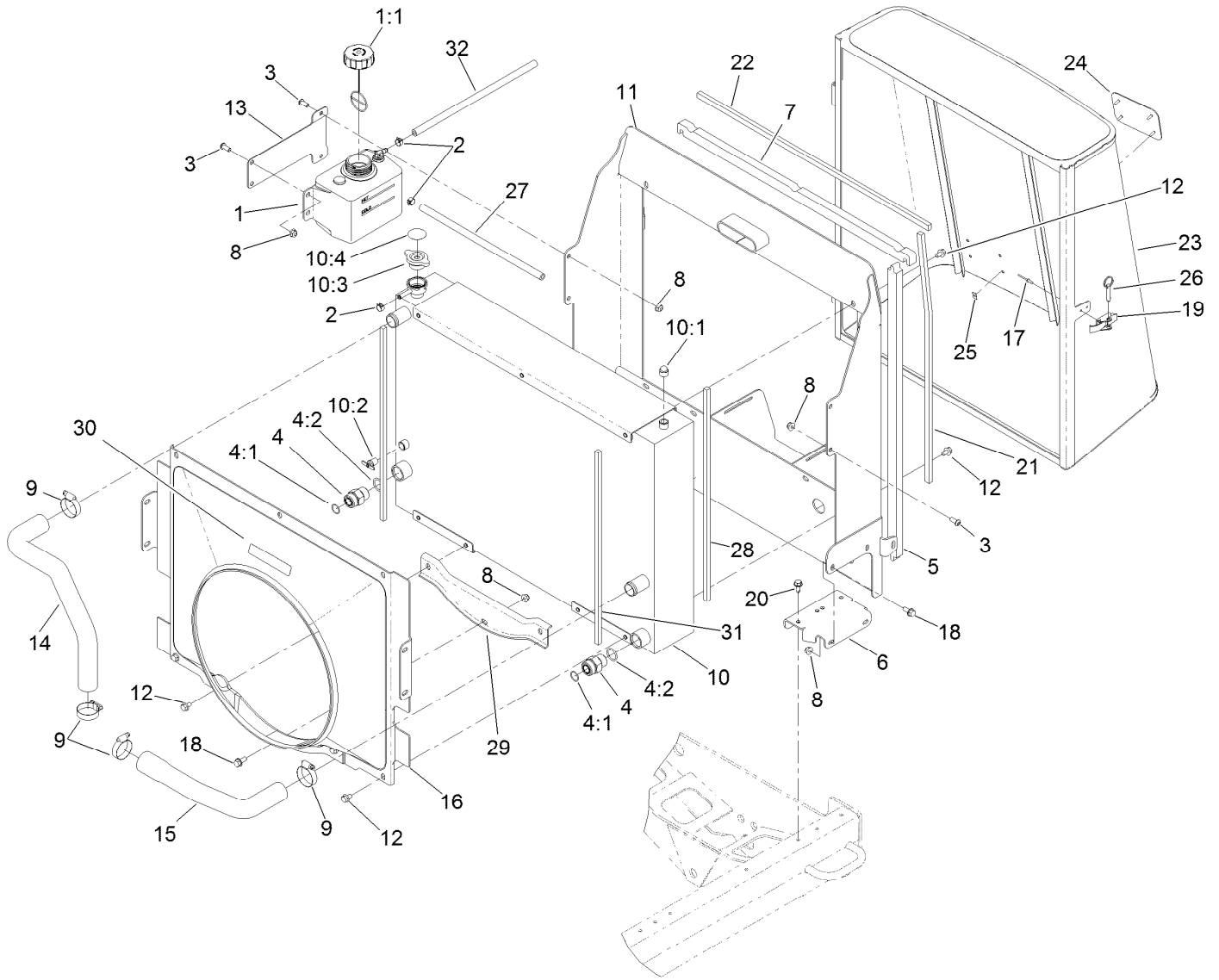
Seat Base Assembly

<i>Ref.</i>	<i>Part Number</i>	<i>Qty.</i>	<i>Description</i>	<i>Ref.</i>	<i>Part Number</i>	<i>Qty.</i>	<i>Description</i>
1	110-5255	2	Bumper-Base, Seat	13	3256-24	4	Washer-Flat
2	104-8301	4	Nut-HF, NI	14	125-2121-03	1	Hinge-Seatbase
3	3231-27	4	Screw-CARR	15	104-4821	1	Spring-Torsion
4	283-83	2	Pin-Clevis	16	3272-6	1	Pin-Cotter
5	110-8971	1	Latch	17	94-3829	1	Pin-Clevis
6	3290-307	4	Pin-Cotter	18	3256-2	1	Washer-Flat
7	98-0917	2	Rod-Prop	19	240-12	1	Grommet-Rubber
8	108-1757	1	Cover-Seatbase	20	127-2711-03	1	Bracket-Harness
9	125-2122-03	1	Seat Base ASM	21	3234-13	3	Screw-HHF
10	99-7411	1	Point-Power	22	3296-16	3	Nut-Lock, NI
11	99-7416	1	Cap	23	127-2615-03	1	Bracket-Harness, Wire
12	3272-11	2	Pin-Cotter				



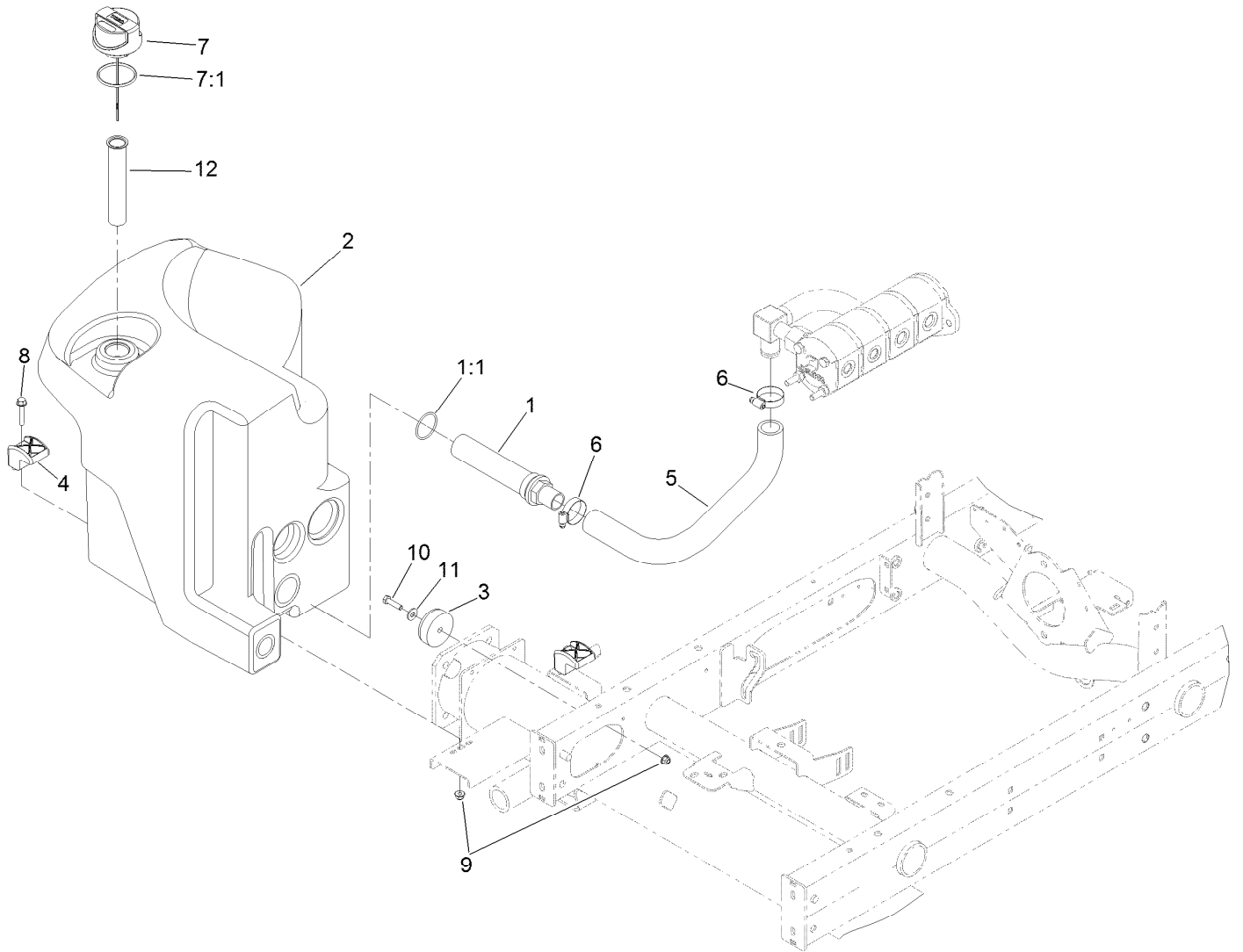
Hood Assembly

<i>Ref.</i>	<i>Part Number</i>	<i>Qty.</i>	<i>Description</i>	<i>Ref.</i>	<i>Part Number</i>	<i>Qty.</i>	<i>Description</i>
1	133-2937	2	Decal	16	283-61	2	Pin-Yoke
2	108-7587	1	Saddle-Hood	17	107-8042	2	Bumper-Rubber
3	121-5616	1	Hood ASM	18	98-5398	1	Latch
3:2	106-6754	1	Decal-Danger	19	32104-32	6	Screw-HWH
4	103-2897	2	Latch-Catch	20	104-1453	1	Grommet
5	103-2898	2	Latch-Rubber	22	99-4958	1	Spacer
6	125-8813-03	1	Tube-Frame, Hood	23	110-0979-03	2	Bracket-Deflector
7	105-7512	2	Pin-Tie, Bow	24	110-8946	2	Clamp-Frame, Radiator
8	66-6140	2	Decal	25	3234-5	2	Screw-HHF
9	108-1790-03	2	Tube	26	104-8300	6	Nut-HF, NI
10	32104-17	12	Screw-HWH	27	3234-33	2	Screw-HHF
11	3234-21	10	Screw-HHF	28	121-5627-03	2	Guide-Hood
12	104-7201	12	Nut-HF, NI	29	110-5253-01	1	Adapter-Hood, LH
13	32105-13	4	Screw-HWH	30	110-5256-01	2	Bracket-Latch, Hood
14	3256-14	4	Washer-Flat	31	110-5254-01	1	Adapter-Hood, RH
15	3296-12	4	Nut-Lock, NI	32	3234-17	4	Screw-HHF



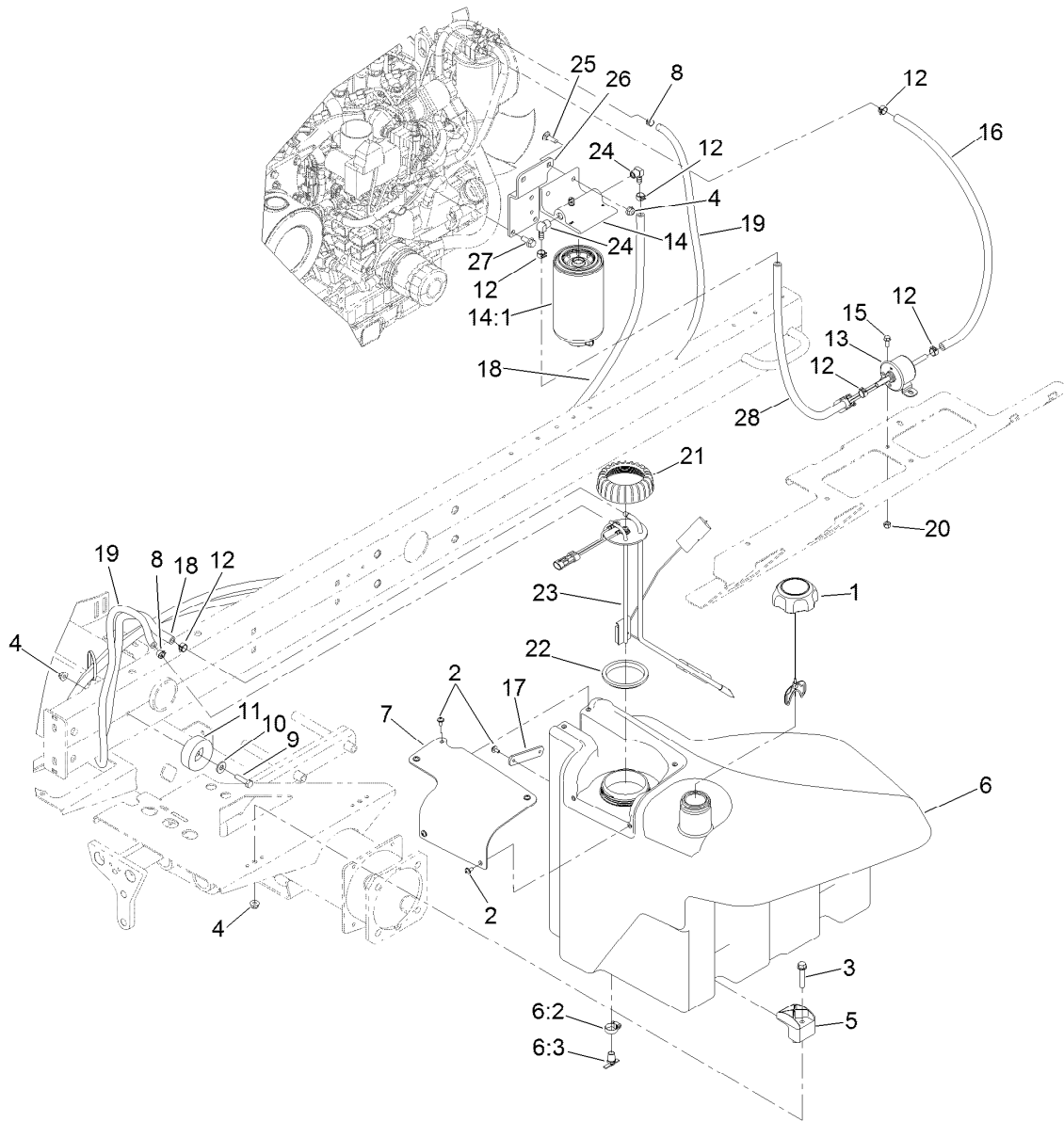
Cooling System Assembly

Ref.	Part Number	Qty.	Description	Ref.	Part Number	Qty.	Description
1	120-5573	1	Coolant Reservoir ASM	13	121-5568-03	1	Bracket-Reservoir
1:1	87-7050	1	Cap-Reservoir	14	121-5557	1	Hose-Radiator, Upper
2	92-2379	3	Clamp-Hose	15	121-5558	1	Hose-Radiator, Lower
3	3274-55	5	Screw-HSBH	16	125-2901	1	Shroud-Fan, Turbo Diesel
4	340-9	2	Fitting-STR	17	3269-15	2	Rivet-Pop
4:1	237-58	1	O-Ring	18	3234-5	5	Screw-HHF
4:2	237-81	1	O-Ring	19	115-1554	1	Latch-Draw
5	121-5554	2	Seal-Foam	20	32104-32	6	Screw-HWH
6	110-5310-01	2	Bracket-Mounting	21	121-5575	2	Seal-Foam
7	110-5276	2	Seal-Foam	22	121-5576	1	Seal-Foam
8	104-8300	10	Nut-HF, NI	23	120-3844-03	1	Screen
9	2412-3	4	Clamp-Hose	24	93-6028	1	Plate-Logo
10	120-3840	1	Oil Cooler And Radiator ASM	25	94-2638	4	Nut-Flat
10:1	281-13	1	Plug-Pipe	26	115-1556	1	Pin-Ball, Detent
10:2	304-46	1	Draincock	27	110-8752	1	Hose-Fuel
10:3	93-5957	1	Cap-Radiator	28	110-0969	2	Seal-Foam
10:4	106-6755	1	Decal-Cap, Radiator	29	125-2905	1	Cap-Shroud, Diesel
11	120-3815-03	1	Frame-Radiator	30	93-7272	1	Decal-Warning
12	3234-30	14	Screw-HHF	31	125-8767	2	Seal-Foam
				32	110-3257	1	Hose-Fuel



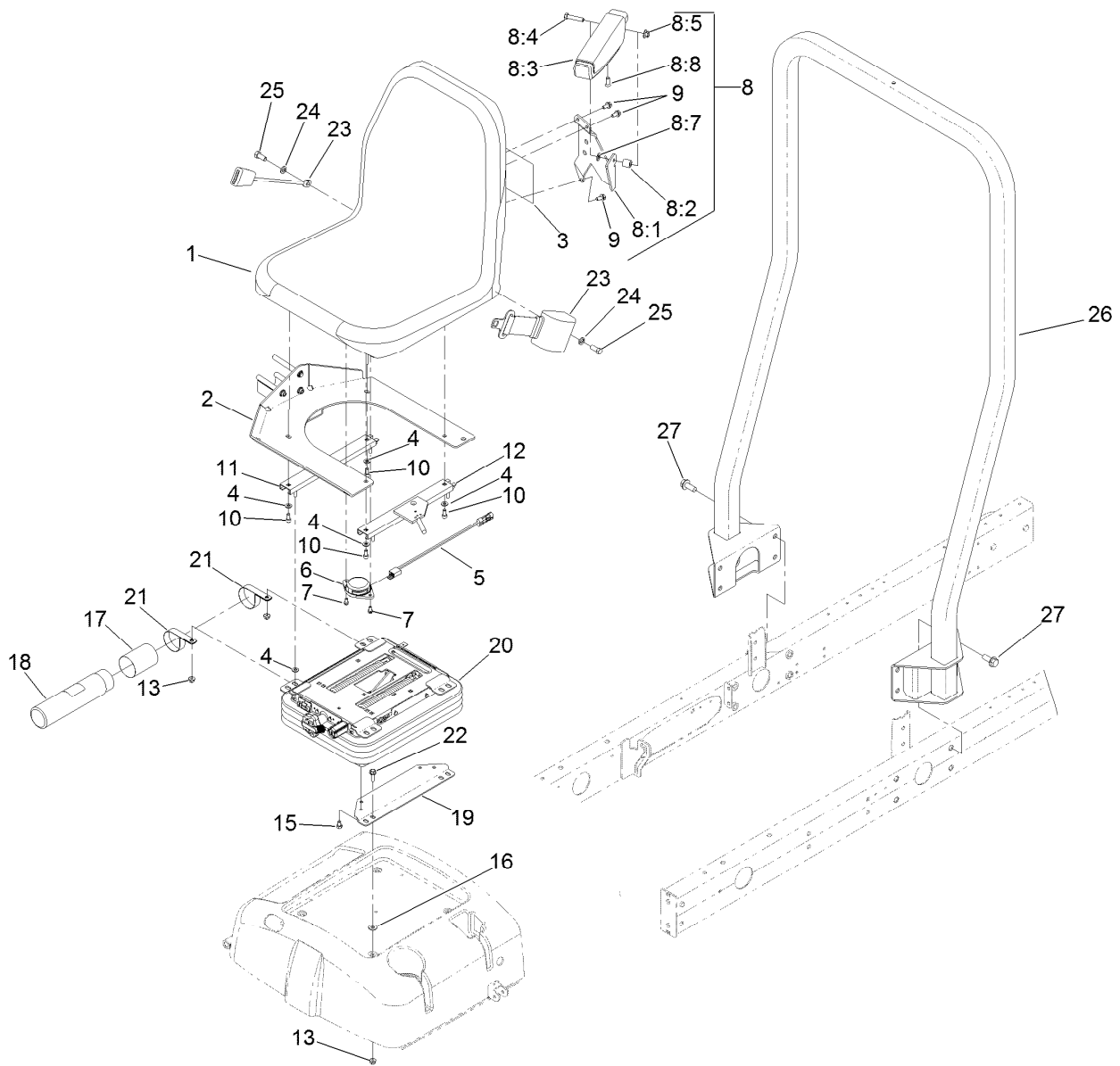
Hydraulic Tank Assembly

<i>Ref.</i>	<i>Part Number</i>	<i>Qty.</i>	<i>Description</i>
1	105-0131	1	Strainer-Tank, Oil
1:1	340-136	1	O-Ring
2	121-5587	1	Tank-Hydraulic
3	108-1605	1	Bumper-Recess
4	107-4543	2	Clamp
5	108-1685	1	Hose-Formed
6	2412-111	2	Clamp-Hose, W/Liner
7	117-0193	1	Cap-Hydraulic, Vented Breather
7:1	237-101	1	O-Ring
8	94-5780	2	Screw-HWH
9	104-8300	3	Nut-HF, NI
10	322-6	1	Screw-HH
11	3256-3	1	Washer-Flat
12	61-2790	1	Filter-Screen



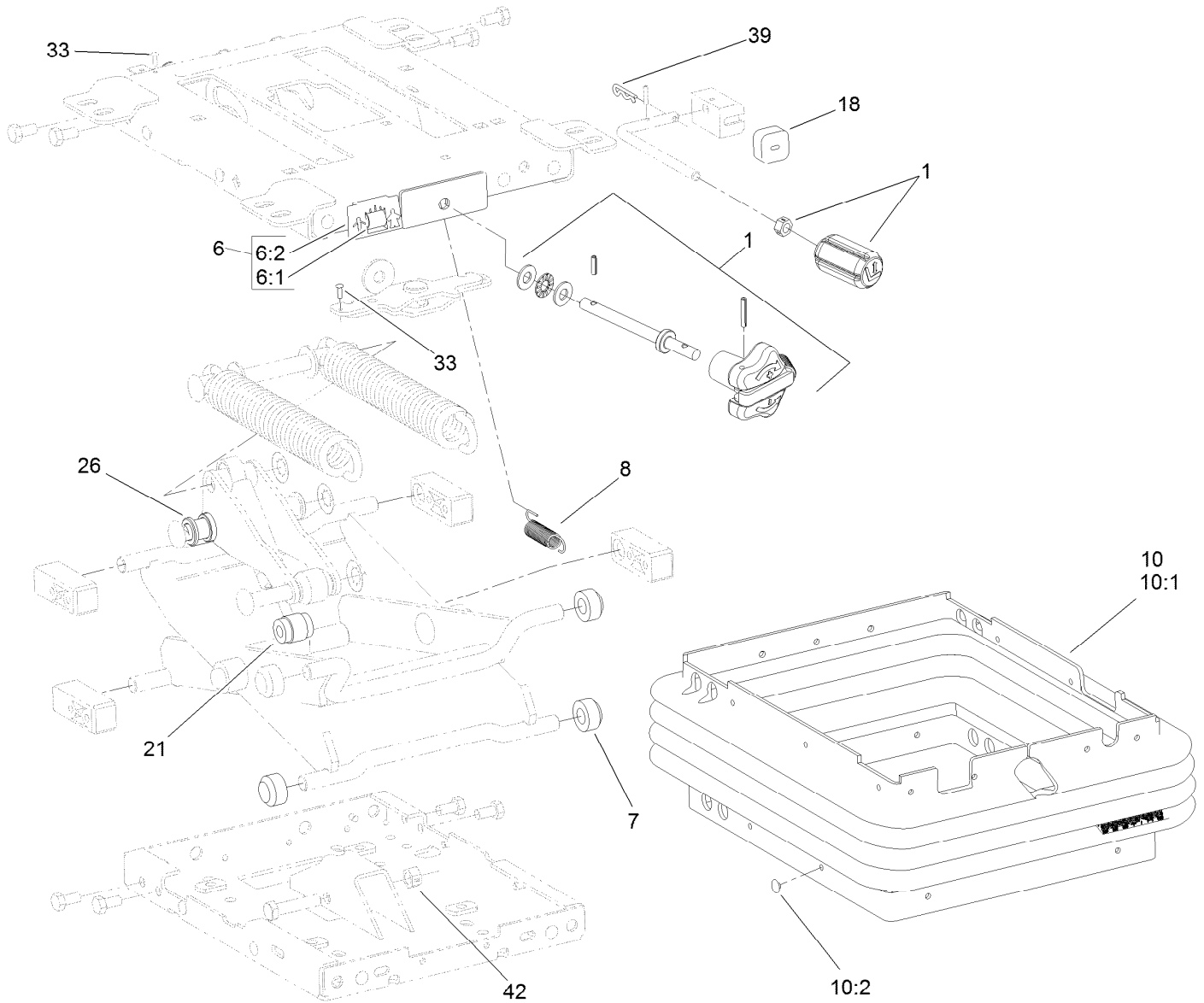
Fuel System Assembly

Ref.	Part Number	Qty.	Description	Ref.	Part Number	Qty.	Description
1	125-9173	1	Cap-Fuel, Diesel, Ultra Low Sulfur	14	125-2914	1	Filter-Separator
2	109-2661	7	Screw-PPH	14:1	125-2915	1	Filter-Fuel/Water Separator
3	94-5780	2	Screw-HWH	15	3234-33	2	Screw-HHF
4	104-8300	5	Nut-HF, NI	16	109-0308	1	Hose-Fuel
5	107-4543	2	Clamp	17	125-2945	1	Strap-Cable
6	125-2907	1	Fuel Tank ASM	18	121-5608	1	Hose-Fuel
6:2	2412-36	1	Clamp-Hose	19	121-5614	1	Hose-Fuel
6:3	304-46	1	Draincock	20	3296-42	2	Nut-Lock, NI
7	125-2903	1	Cover-Pump/Sender	21	115-2162	1	Cap-Pump, Fuel
8	2412-98	2	Clamp-Hose	22	115-2163	1	Gasket-Pump, Fuel
9	322-6	1	Screw-HH	23	121-5642	1	Sender-Fuel
10	3256-3	1	Washer-Flat	24	353-781	2	Fitting-HYD, 90
11	108-1605	1	Bumper-Recess	25	3230-2	2	Bolt-CARR
12	92-2379	6	Clamp-Hose	26	120-6299-03	1	Bracket-Separator
13	121-5613	1	Pump-Fuel, Electric	27	33104-020	3	Screw-HHF
				28	109-0274	1	Hose-Fuel



Seat Mounting and Roll-Over Protection System Assembly

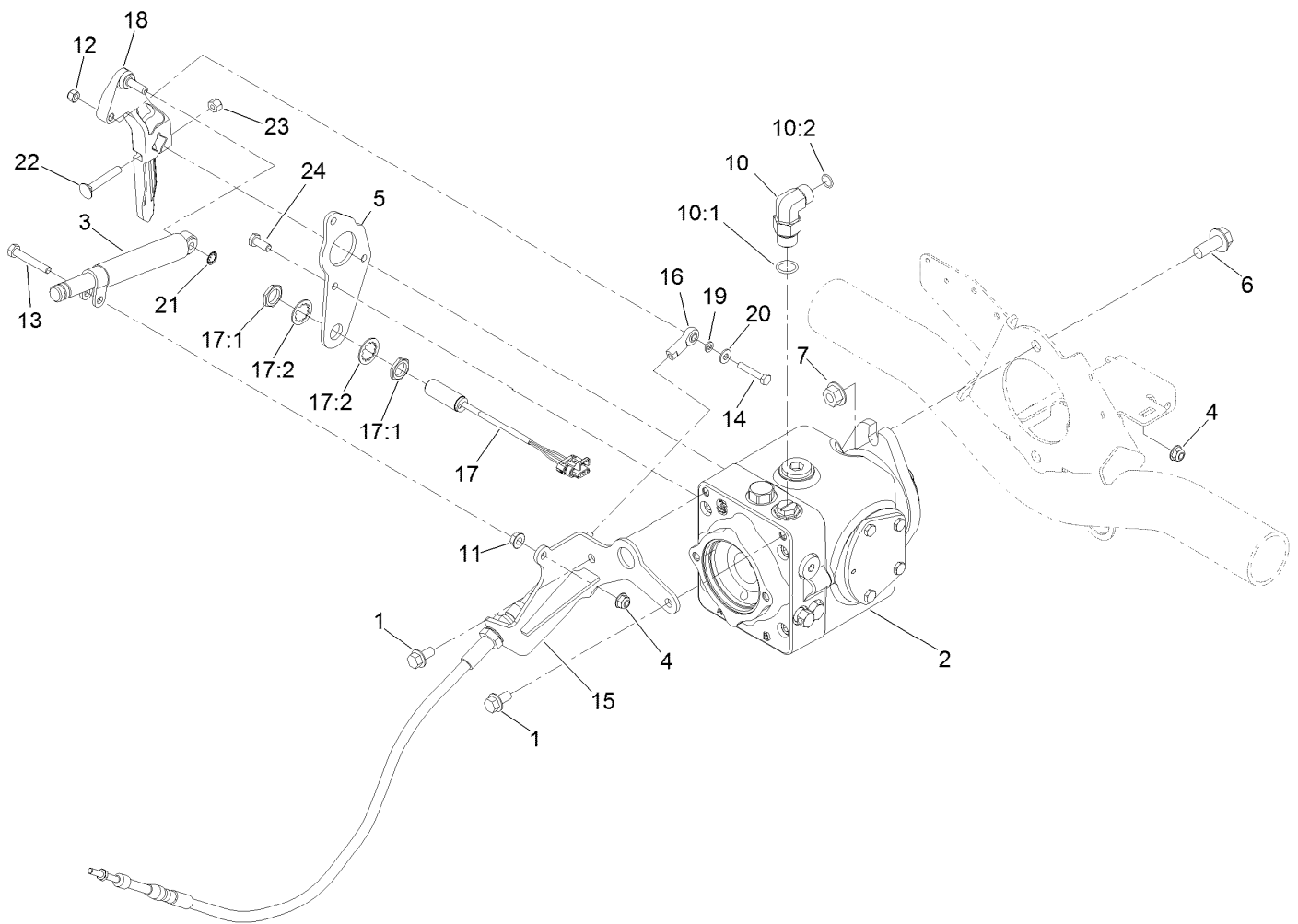
Ref.	Part Number	Qty.	Description	Ref.	Part Number	Qty.	Description
1	104-4620	1	Seat	11	92-8990	1	Adjuster-Seat, Non-Locking
2	125-2900-03	1	Mount-Seat	12	92-8991	1	Adjuster (W/Latch)
3	125-2927	1	Decal-Service	13	104-8300	8	Nut-HF, NI
4	3256-23	8	Washer-Plain	15	48-7680	4	Screw-HH
5	108-8657	1	Harness-Wire, Seat	16	71-9310	4	Spacer
6	92-6282	1	Switch-Seat	17	104-7048	1	Cap-Housing
7	9266714	2	Screw-HWH	18	104-7050	1	Tube-Manual
8	92-7307	1	LH Armrest ASM	19	108-6590-03	2	Bracket-Seat, Lower
8:1	69-0760	1	Bracket-Arm, LH	20	110-8851	1	Mechanical Suspension ASM
8:2	92-7301	1	Spacer	21	2412-133	2	Clamp-R
8:3	69-1180	1	Armrest	22	3234-17	4	Screw-HHF
8:4	323-9	1	Screw-HH	23	100-4928	1	Belt-Seat
8:5	32128-19	1	Nut-HF Lock, Large Flg	24	3253-6	2	Washer-Lock
8:7	3256-24	1	Washer-Flat	25	3212-4	2	Screw-HH
8:8	92-7318	1	Screw	26	125-8821	1	ROPS ASM
9	3234-14	3	Screw-HHF	27	3234-38	8	Screw-HHF
10	3274-12	4	Screw-HSH				



Mechanical Seat Suspension Assembly No. 110-8851

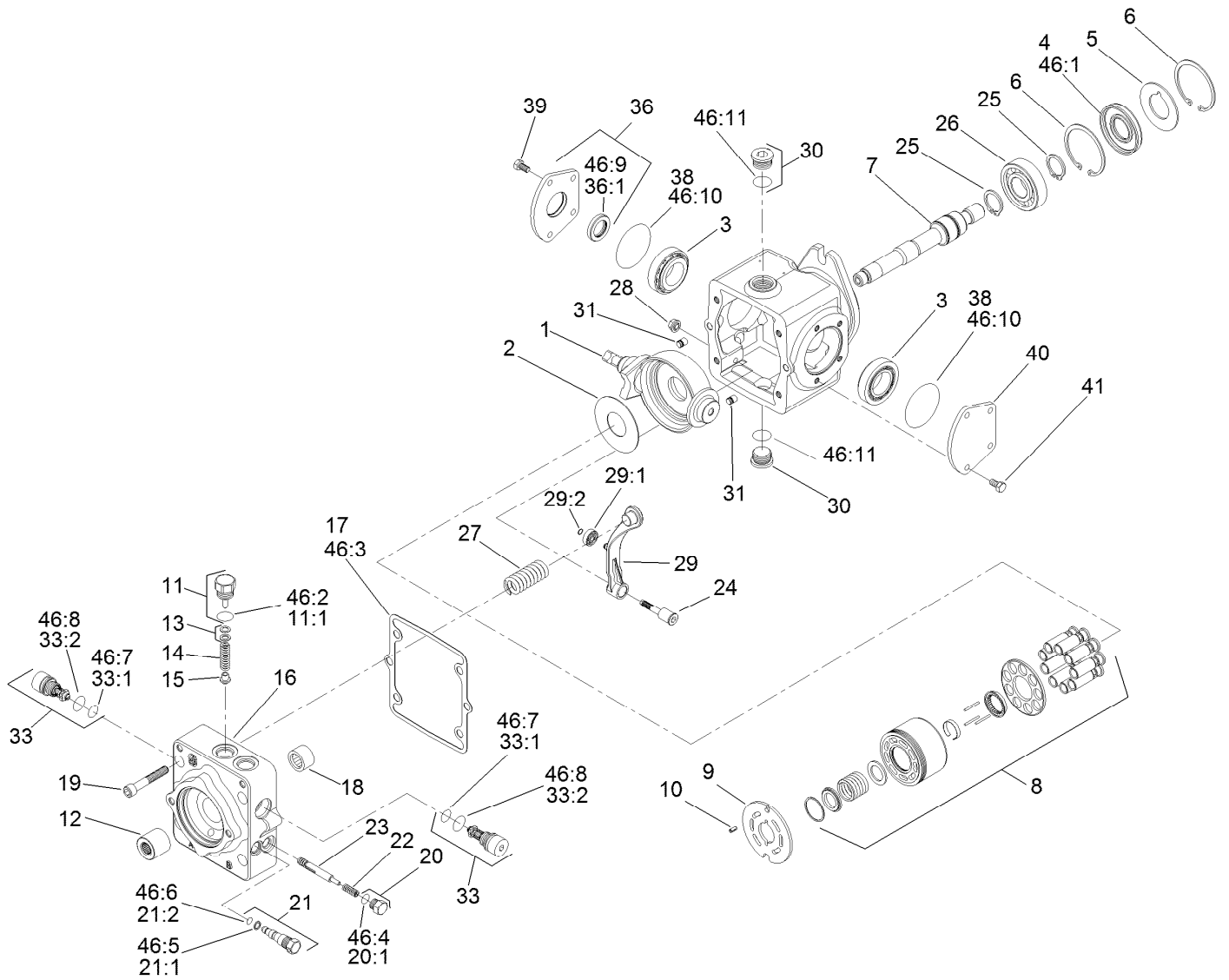
Ref.	Part Number	Qty.	Description
1	119-8040	1	Knobs Service Kit
6	108-4584	1	Weight Indicator Service Kit
6:1		1	Tape-Weight Adjust ●
6:2		1	Guide-Weight Adjust ●
7	108-9632	4	Roller
8	108-9633	1	Spring-Extension
10	112-0164	1	Boot Kit
10:1		1	Boot-Suspension ●
10:2	108-9641	21	Clip-Plug
18	108-9634	1	Bumper
21	108-9614	1	Damper
26	108-9622	2	Tube
33	3290-54	2	Rivet-Blind
39	3272-9	1	Pin-Cotter
42	32152-2	1	Nut-Lock, Cone

● Not serviced separately



Traction Pump Mounting Assembly

Ref.	Part Number	Qty.	Description	Ref.	Part Number	Qty.	Description
1	3234-1	2	Screw-HHF	14	321-9	1	Screw-HH
2	119-6972	1	Variable Hydraulic Pump ASM	15	127-2356-03	1	Bracket-Cable
3	76-8870	1	Damper-Lever	16	2411-41	1	Rod End-Ball Joint
4	104-8300	1	Nut-HF, NI	17	115-5300	1	Proximity Switch ASM
5	125-8822-03	1	Plate-Pump	17:1	117-3207	2	Nut-Hex
6	3234-38	2	Screw-HHF	17:2	117-3208	2	Washer-Lock, Internal Tooth
7	32128-49	2	Nut-HHF	18	117-0265	1	Lever-Pump
10	340-105	1	Fitting-Elbow, 90 DEG	19	33093-00	1	Washer-Flat
10:1	237-80	1	O-Ring	20	3256-22	1	Washer-Flat
10:2	237-30	1	O-Ring	21	32151-72	1	Ring-Retaining
11	32128-20	1	Nut-HF	22	3230-6	1	Bolt-CARR
12	3296-42	1	Nut-Lock, NI	23	3296-29	1	Nut-Lock, NI
13	322-10	1	Screw-HH	24	33114-020	3	Screw-HH

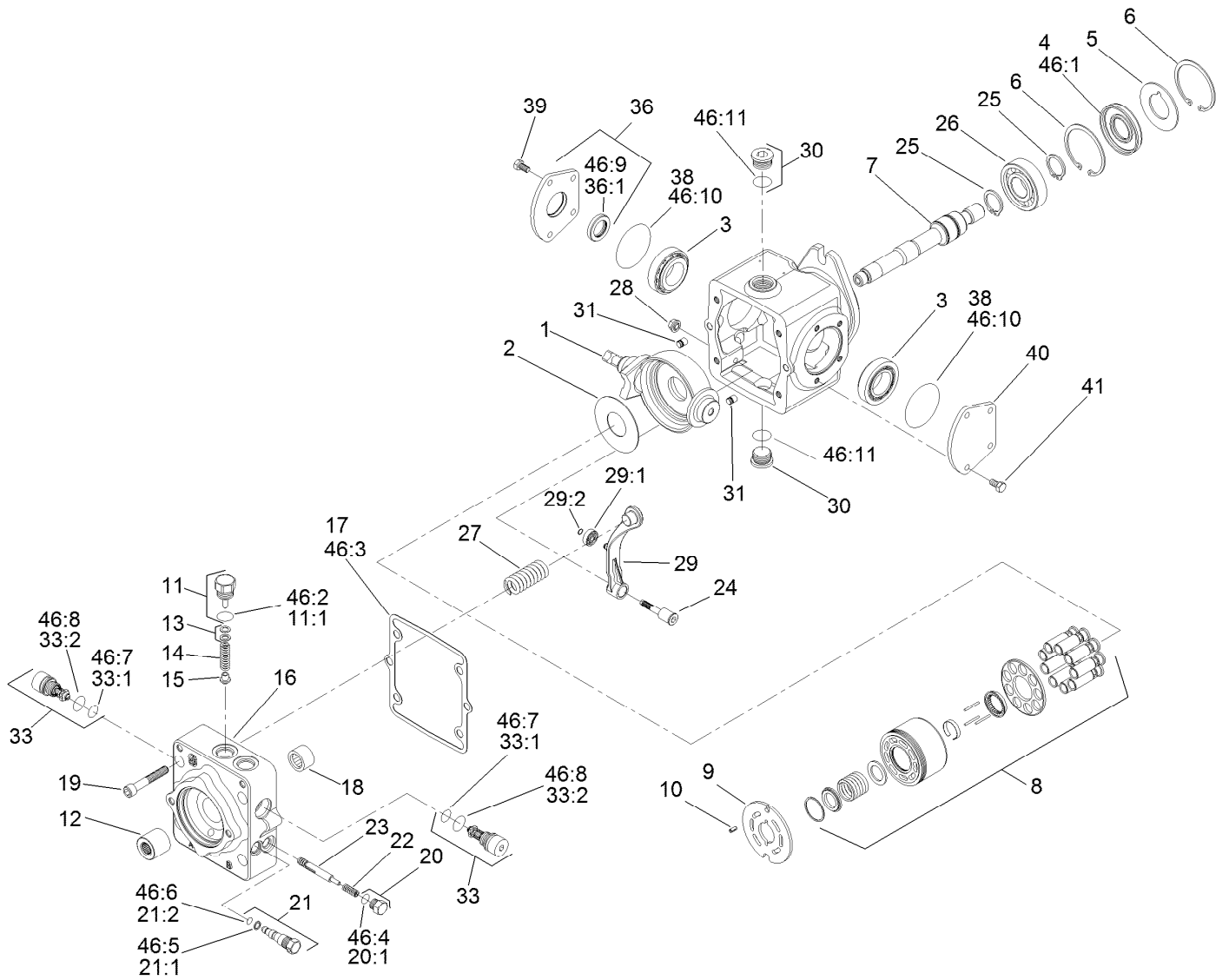


Hydraulic Pump Assembly No. 119-6972

Ref.	Part Number	Qty.	Description	Ref.	Part Number	Qty.	Description
1	115-8092	1	Swashplate	18	75-0500	1	Bearing-Needle
2	75-0400	1	Plate-Thrust	19	110-6489	4	Screw
3	110-6483	2	Bearing Kit	20	94-9415	2	Plug ASM
4	110-6471	1	Seal-Lip	20:1		1	O-Ring ■
5	95-4400	1	Washer-Backup	21	107-4364	1	Bypass Valve ASM
6	69-3200	2	Ring-Retaining	21:1	25-2630	1	Ring-Back Up
7	110-6484	1	Shaft-Auxiliary	21:2	110-6498	1	O-Ring
8	110-6472	1	Cylinder Block Kit ASM	22	110-6491	2	Spring
9	110-6473	1	Plate-Valve (Clockwise)	23	110-6492	1	Spool-Loop, Flush
10	110-6485	1	Pin-Slotted	24	110-6493	1	Pivot-Return, Neutral
11	110-6486	1	Plug-Relief, Charge	25	69-3170	2	Ring-Retaining
11:1	28-3570	1	O-Ring	26	75-0460	1	Bearing-Ball
12	110-6480	1	Coupling	27	115-8085	1	Spring-Neutral Return
13	92-1353	1	Shim Kit	28	110-6496	1	Nut-Seal
14	110-6474	1	Spring	29	110-6497	1	Neutral Return Arm ASM
15	110-6475	1	Poppet	29:1	110-6494	1	Bearing-Cam
16	115-8087	1	Cap-End	29:2	110-3056	1	Ring-Retaining
17	110-6476	1	Gasket-Cap, End	30	69-3130	2	Plug

● Not illustrated

■ Not serviced separately

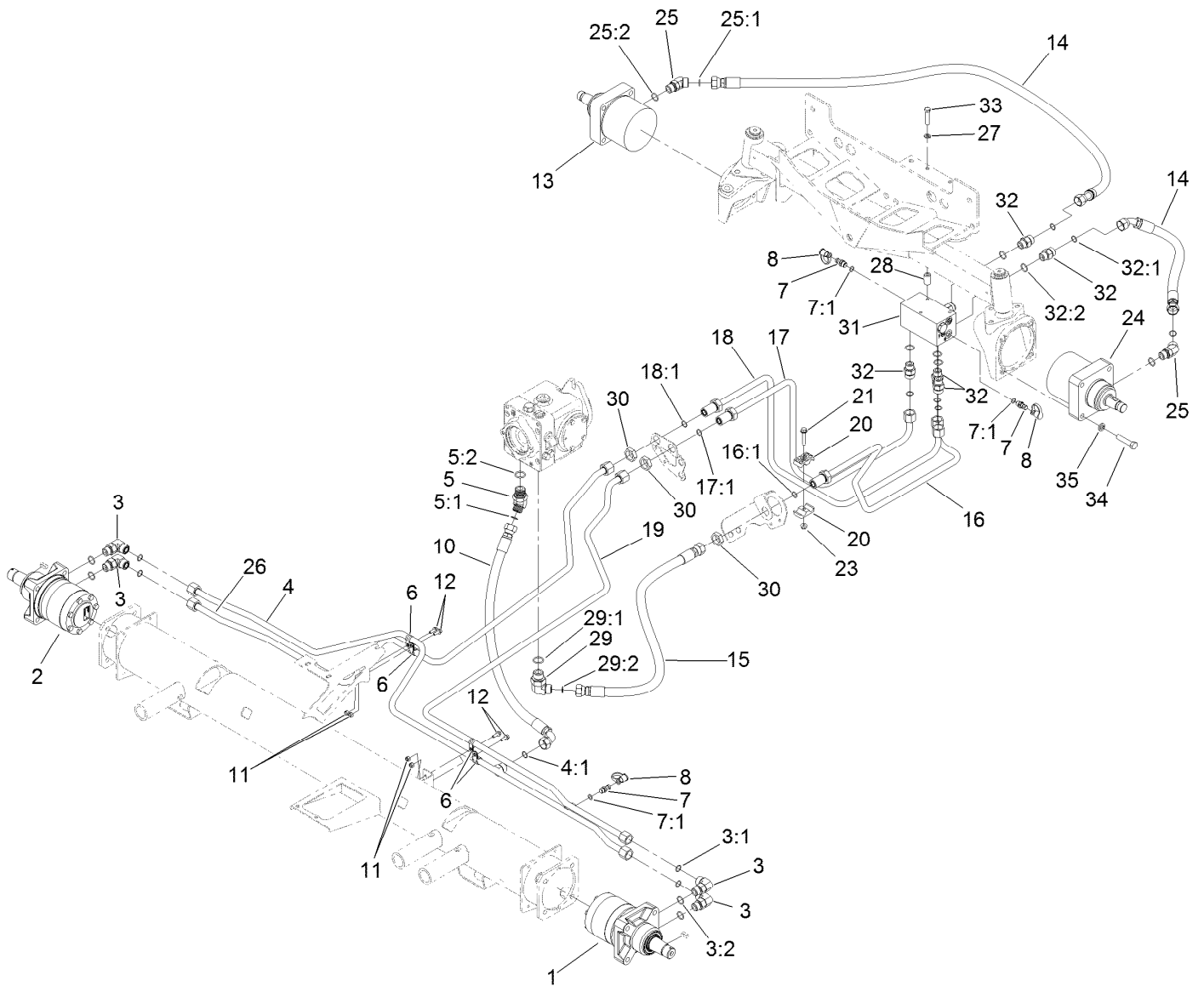


Hydraulic Pump Assembly No. 119-6972 (continued)

Ref.	Part Number	Qty.	Description	Ref.	Part Number	Qty.	Description
31	112-0158	2	Pin	46:1	110-6471	1	Seal-Lip
33	110-6477	2	Valve-Relief	46:2	28-3570	1	O-Ring
33:1	75-0240	1	O-Ring	46:3	110-6476	1	Gasket-Cap, End
33:2	84-0560	1	O-Ring	46:4		1	O-Ring ■
36	110-6499	1	Trunnion Cover ASM	46:5	25-2630	1	Ring-Back Up
36:1	110-6478	1	Seal-Lip	46:6	110-6498	1	O-Ring
38	84-0430	2	O-Ring	46:7	75-0240	2	O-Ring
39	112-0150	4	Screw	46:8	84-0560	2	O-Ring
40	84-0440	1	Cover-Trunnion	46:9	110-6478	1	Seal-Lip
41	112-0151	4	Screw	46:10	84-0430	2	O-Ring
46	110-6481	1	Seal Kit ●	46:11		2	O-Ring ■

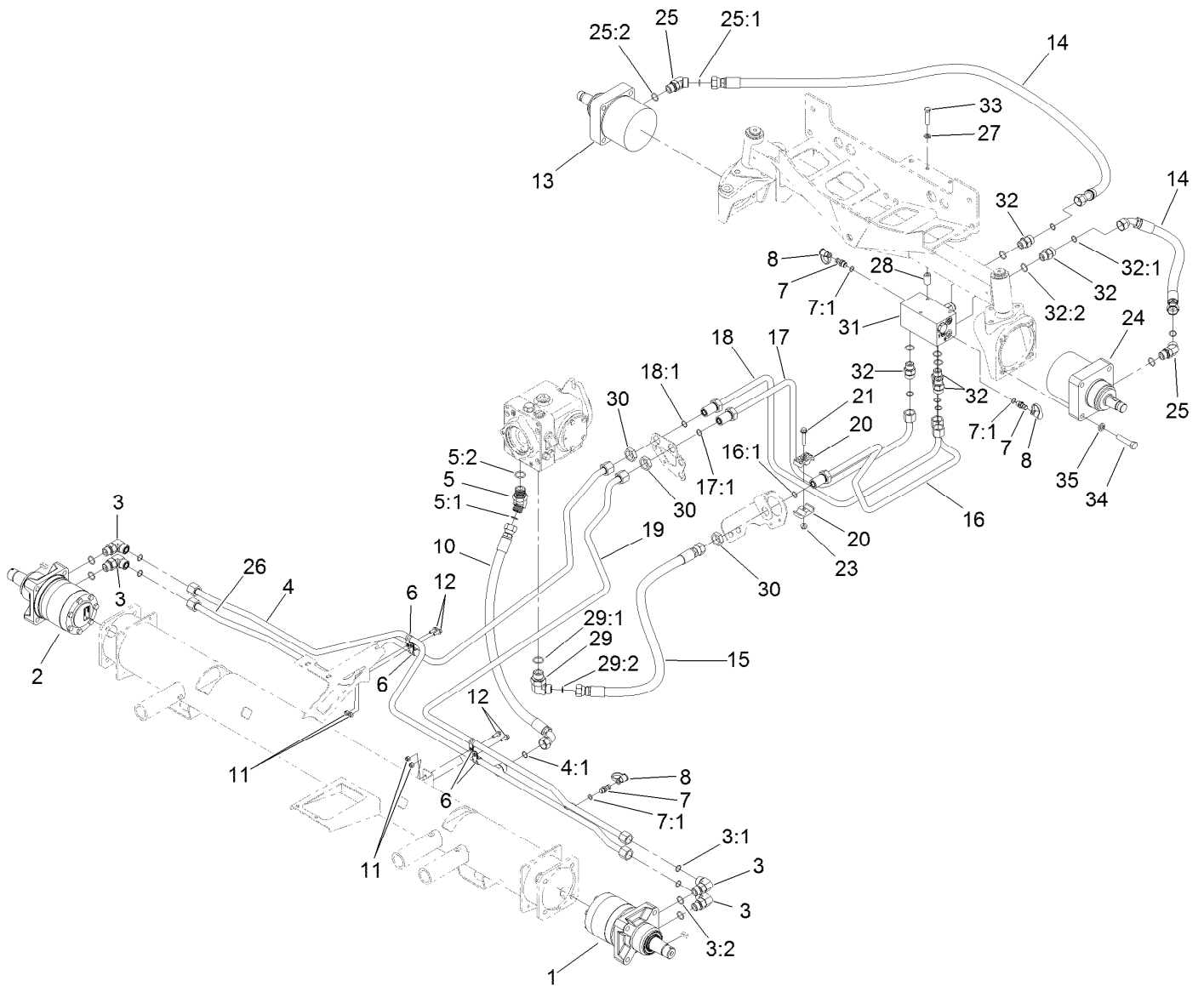
● Not illustrated

■ Not serviced separately



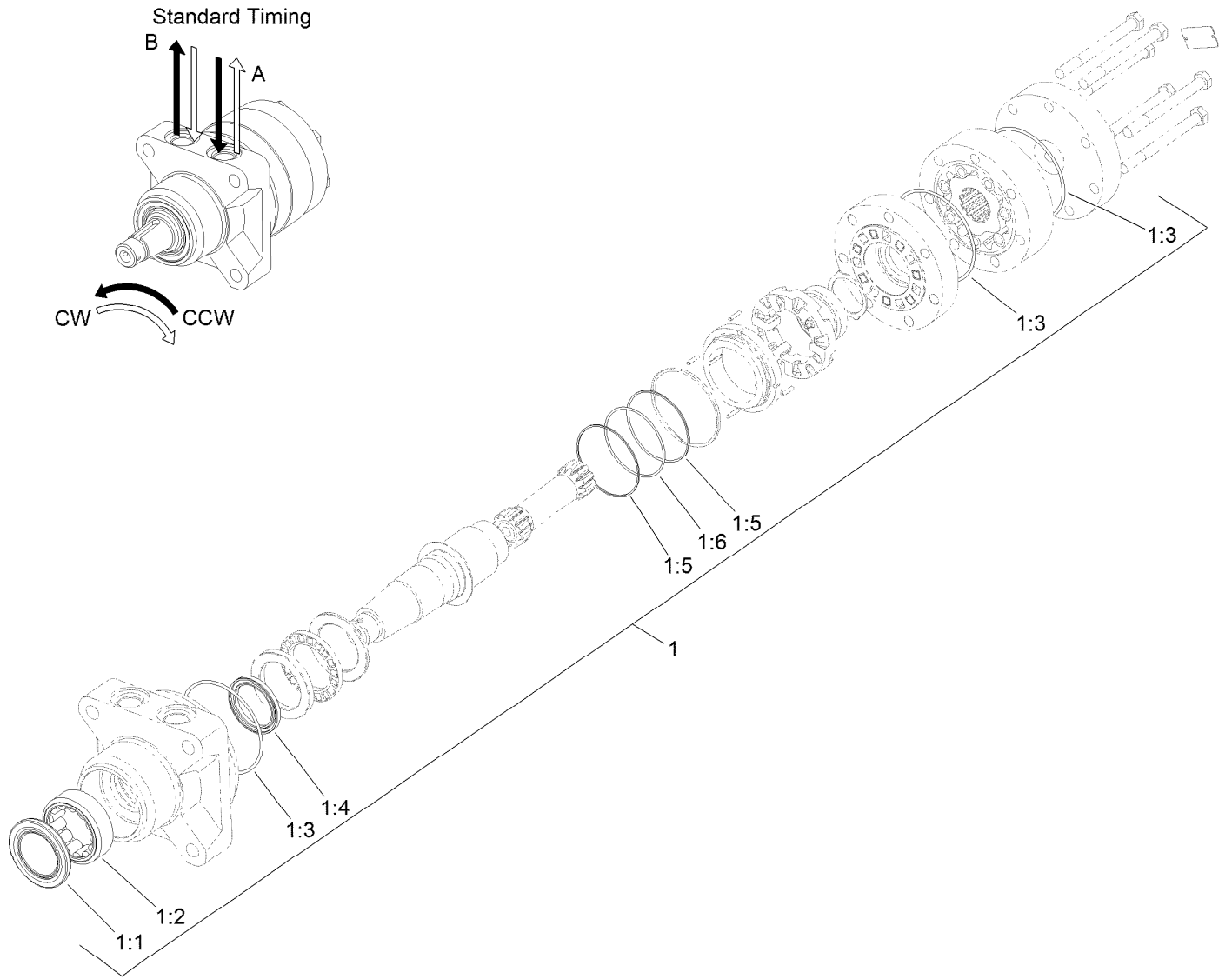
Hydraulic Drive Assembly

Ref.	Part Number	Qty.	Description	Ref.	Part Number	Qty.	Description
1	133-2935	1	Hydraulic Motor ASM	16:1	237-65	1	O-Ring
2	133-2934	1	Hydraulic Motor ASM	17	108-7625	1	Tube ASM
3	340-17	4	Fitting-Elbow, 90 DEG	17:1	237-65	1	O-Ring
3:1	237-65	1	O-Ring	18	108-7624	1	Tube ASM
3:2	237-80	1	O-Ring	18:1	237-65	1	O-Ring
4	108-7632	1	Tube ASM	19	108-7623	1	Tube ASM
4:1	237-65	1	O-Ring	20	56-7971	2	Clamp-Tube
5	340-156	1	Fitting-Elbow 45	21	94-5780	1	Screw-HWH
5:1	237-65	1	O-Ring	23	104-8300	1	Nut-HF, NI
5:2	237-81	1	O-Ring	24	107-4544	1	HYD Motor ASM
6	2412-134	4	Clamp-R	25	340-14	4	Fitting-HYD, 45 DEG
7	59-7410	3	Fitting-Diagnostic	25:1	237-65	1	O-Ring
7:1	237-42	1	O-Ring	25:2	237-80	1	O-Ring
8	354-79	3	Cap-Dust	26	108-7622	1	Tube ASM
10	108-1679	1	Hose-HYD	27	3253-21	3	Washer-Lock
11	3296-42	4	Nut-Lock, NI	28	93-6981	3	Spacer
12	3234-4	4	Screw-HHF	29	340-139	1	Fitting-Elbow 90
13	110-0901	1	HYD Motor ASM	29:1	237-81	1	O-Ring
14	106-3662	4	Hose-HYD	29:2	237-65	1	O-Ring
15	108-7645	1	Hose-HYD	30	340-74	3	Nut-Lock, Bulkhead
16	108-7626	1	Tube ASM	31	108-1825	1	HYD Manifold ASM



Hydraulic Drive Assembly (continued)

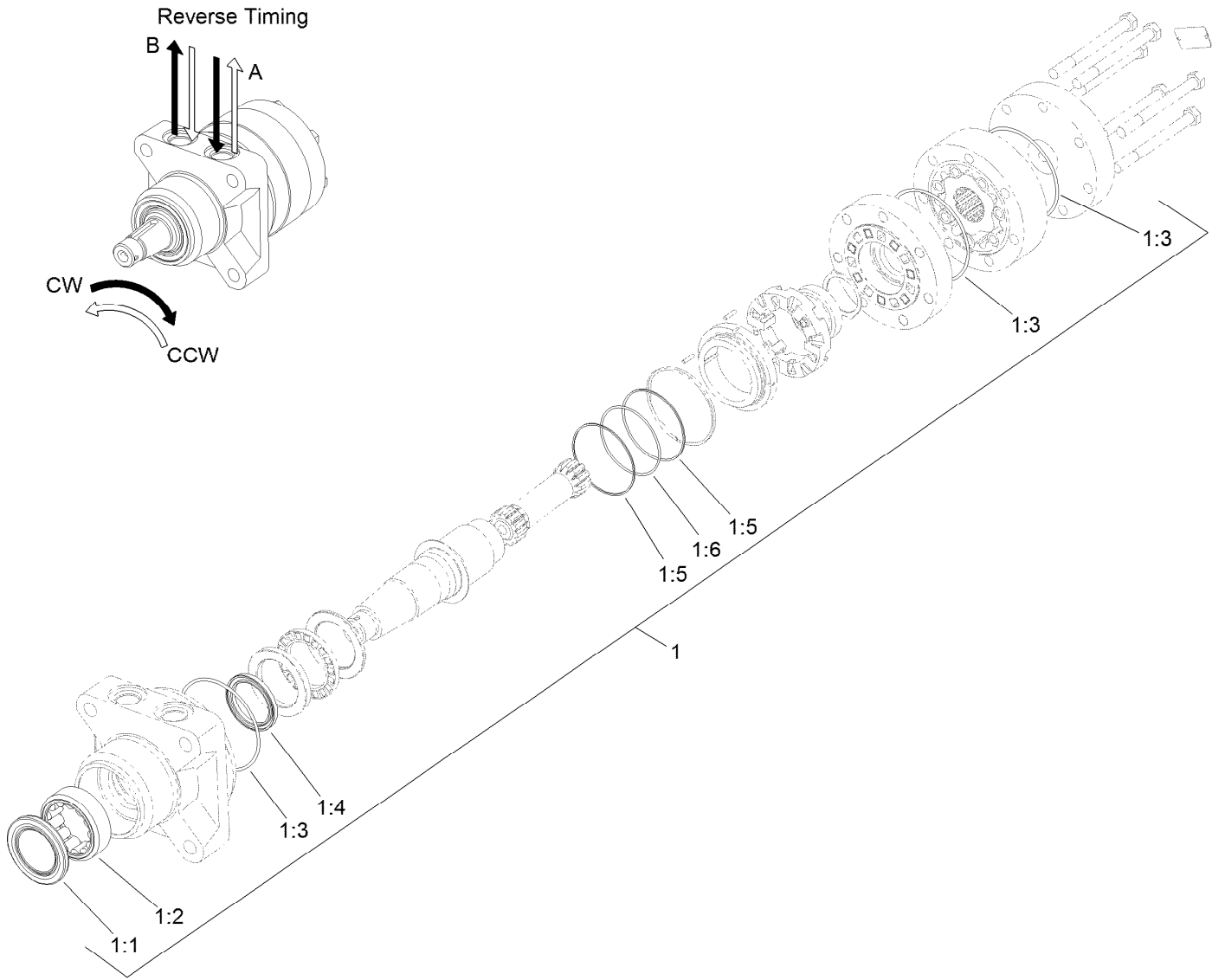
<i>Ref.</i>	<i>Part Number</i>	<i>Qty.</i>	<i>Description</i>	<i>Ref.</i>	<i>Part Number</i>	<i>Qty.</i>	<i>Description</i>
32	340-7	7	Fitting-Straight	33	323-9	3	Screw-HH
32:1	237-65	1	O-Ring	34	325-9	8	Screw-HH
32:2	237-80	1	O-Ring	35	3253-7	8	Washer-Lock



Hydraulic Motor Assembly No. 133-2935 (CCW)

Ref.	Part Number	Qty.	Description
1	120-6268	1	Seal Kit
1:1		1	Seal-Grease ●
1:2		1	Shell-Bearing ●
1:3		3	O-Ring ●
1:4		1	Seal-Shaft ●
1:5		2	Ring-Back Up ●
1:6		1	O-Ring ●

● Not serviced separately

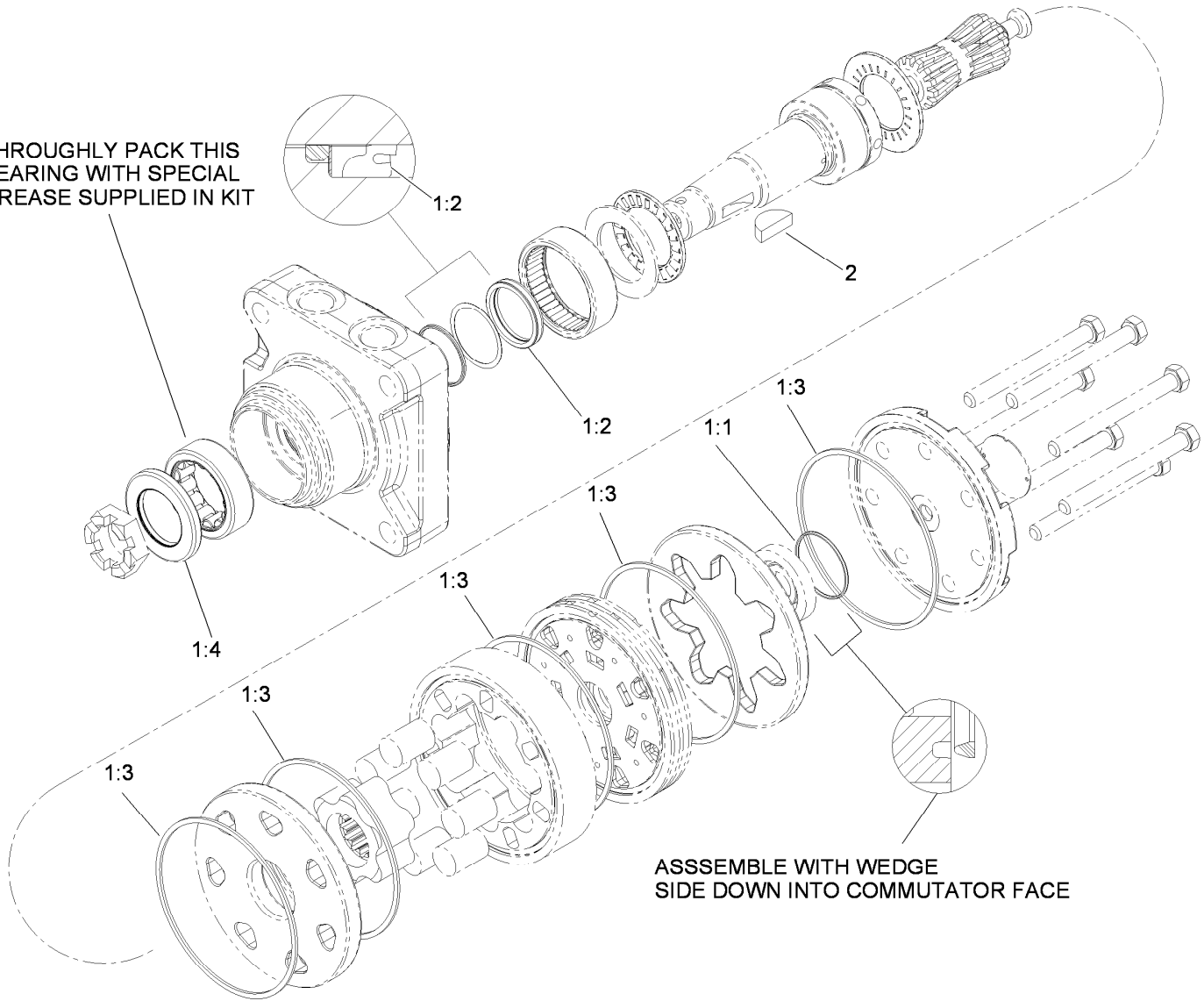


Hydraulic Motor Assembly No. 133-2934 (CW)

Ref.	Part Number	Qty.	Description
1	120-6268	1	Seal Kit
1:1		1	Seal-Grease ●
1:2		1	Shell-Bearing ●
1:3		3	O-Ring ●
1:4		1	Seal-Shaft ●
1:5		2	Ring-Back Up ●
1:6		1	O-Ring ●

● Not serviced separately

THOROUGHLY PACK THIS BEARING WITH SPECIAL GREASE SUPPLIED IN KIT



ASSEMBLE WITH WEDGE SIDE DOWN INTO COMMUTATOR FACE

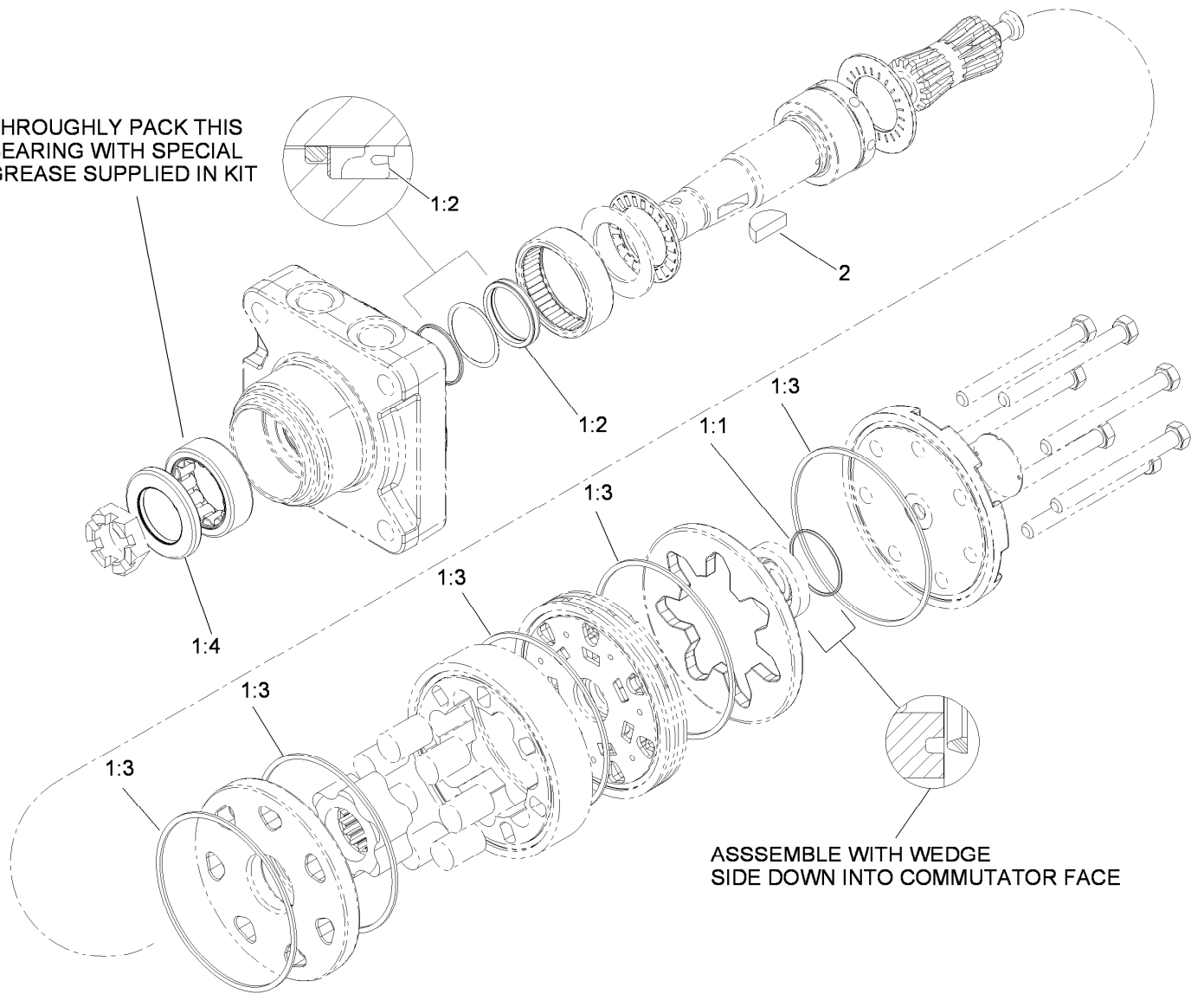
Hydraulic Motor Assembly No. 107-4544

Ref.	Part Number	Qty.	Description
1	110-8897	1	Seal Kit ●
1:1		1	Seal-Commutator, Vespel ■
1:2		1	Seal-Shaft ■
1:3		5	Seal-Body, Buna ■
1:4		1	Seal-Dirt / Water ■
2	3257-42	1	Key-Woodruff

● Not illustrated

■ Not serviced separately

THOROUGHLY PACK THIS BEARING WITH SPECIAL GREASE SUPPLIED IN KIT



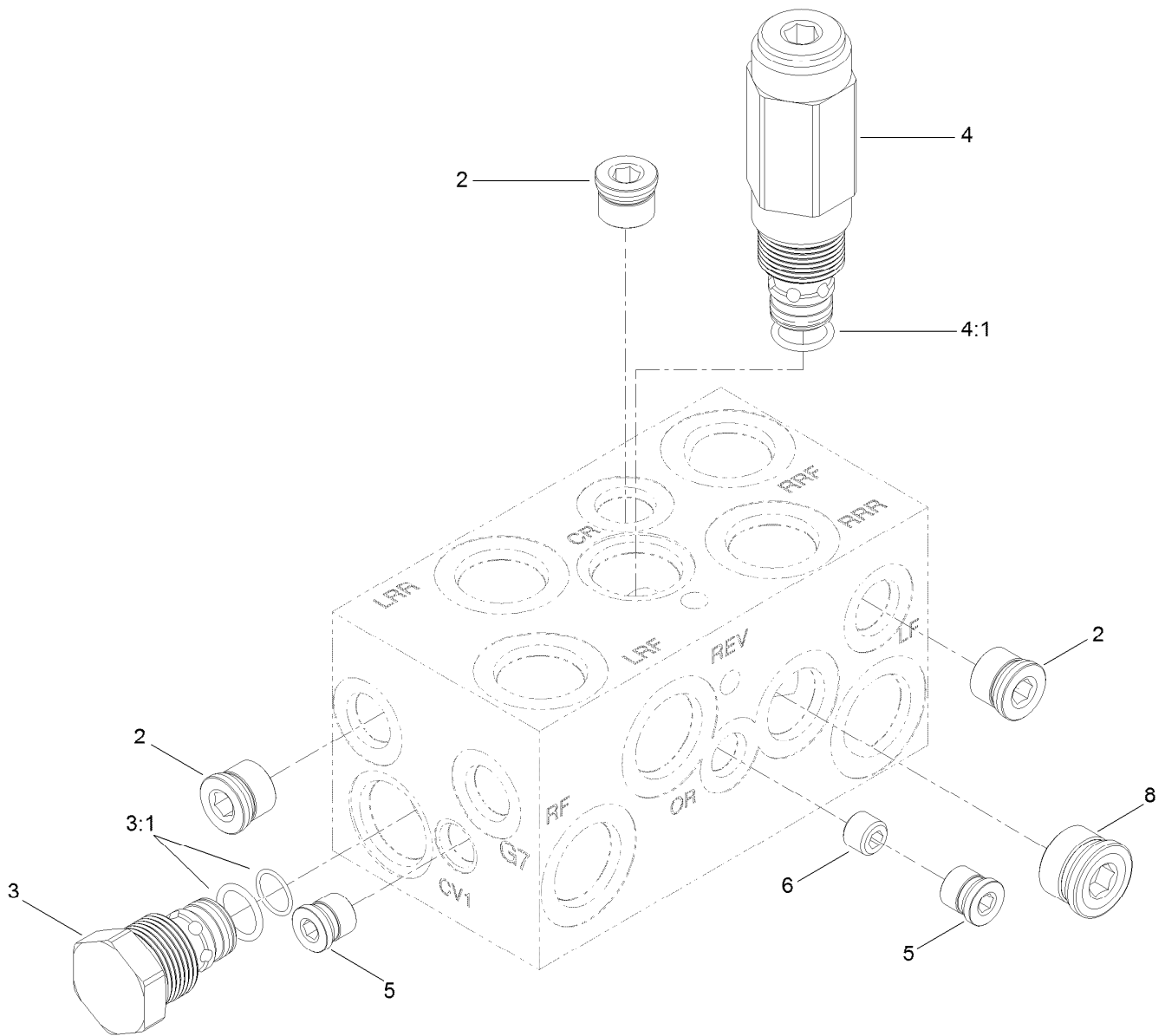
ASSEMBLE WITH WEDGE
SIDE DOWN INTO COMMUTATOR FACE

Hydraulic Motor Assembly No. 110-0901

Ref.	Part Number	Qty.	Description
1	110-8897	1	Seal Kit ●
1:1		1	Seal-Commutator, Vespel ■
1:2		1	Seal-Shaft ■
1:3		5	Seal-Body, Buna ■
1:4		1	Seal-Dirt / Water ■
2	3257-42	1	Key-Woodruff

● Not illustrated

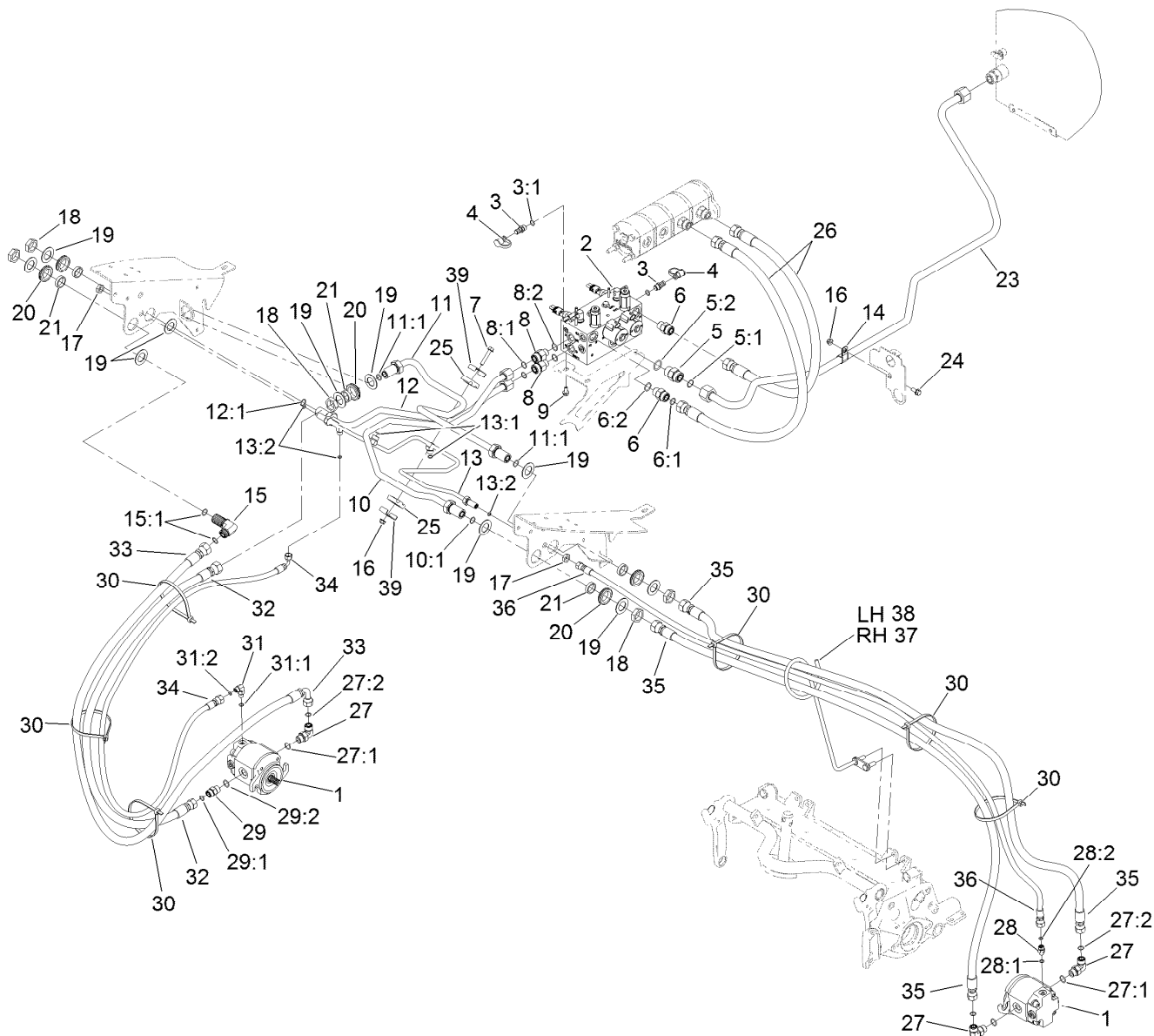
■ Not serviced separately



Four Wheel Drive Manifold Assembly No. 108-1825

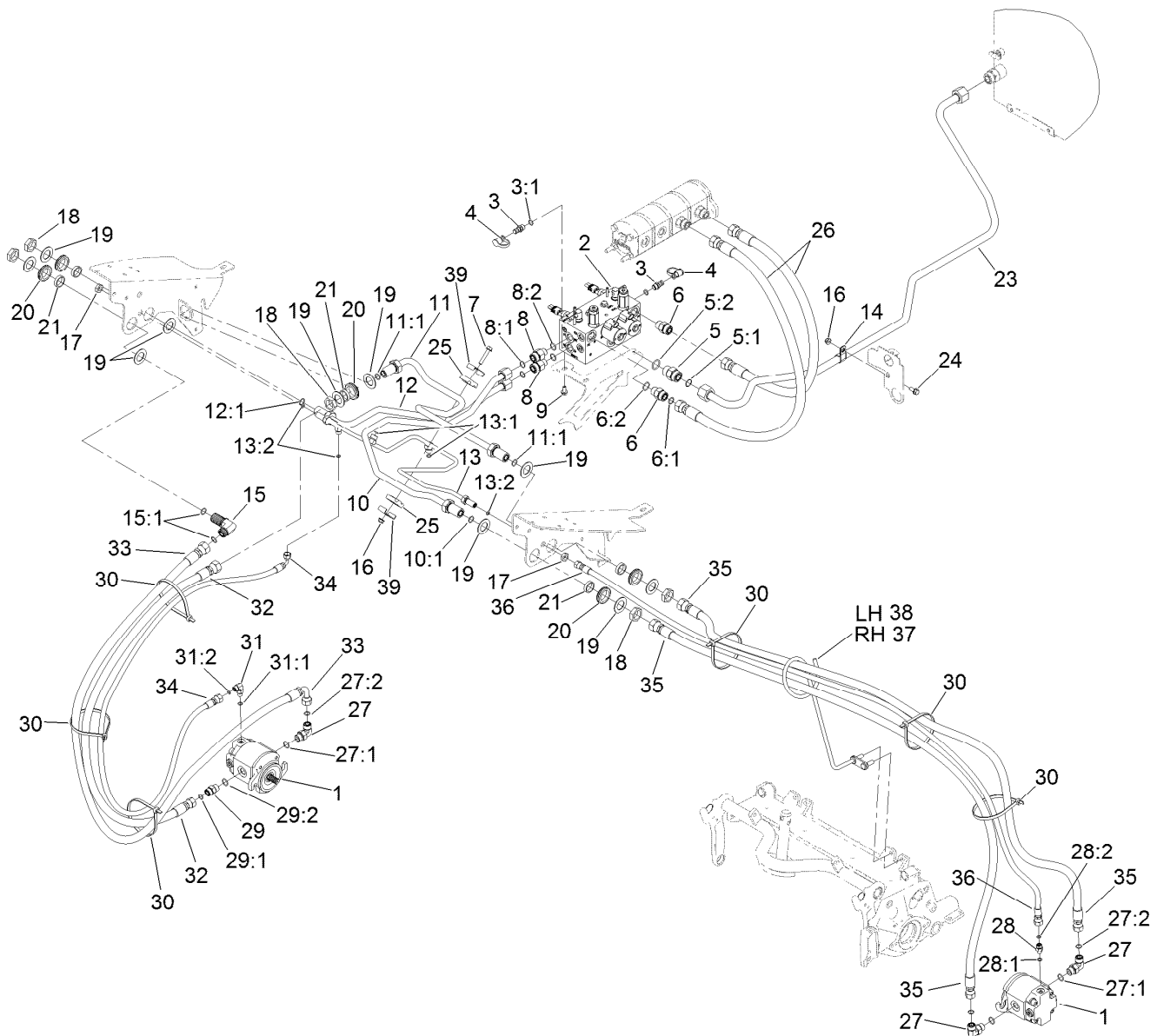
<i>Ref.</i>	<i>Part Number</i>	<i>Qty.</i>	<i>Description</i>
2	106-1026	3	Plug-HYD
3	110-8881	2	Valve-Check
3:1	105-9159	1	Seal Kit ●
4	110-8882	1	Valve-Relief, Cross Over
4:1	110-6316	1	Seal Kit
5	106-1025	2	Plug-HYD
6	110-8883	1	Plug-Orifice (0.040)
8	106-1027	1	Plug

● Not illustrated



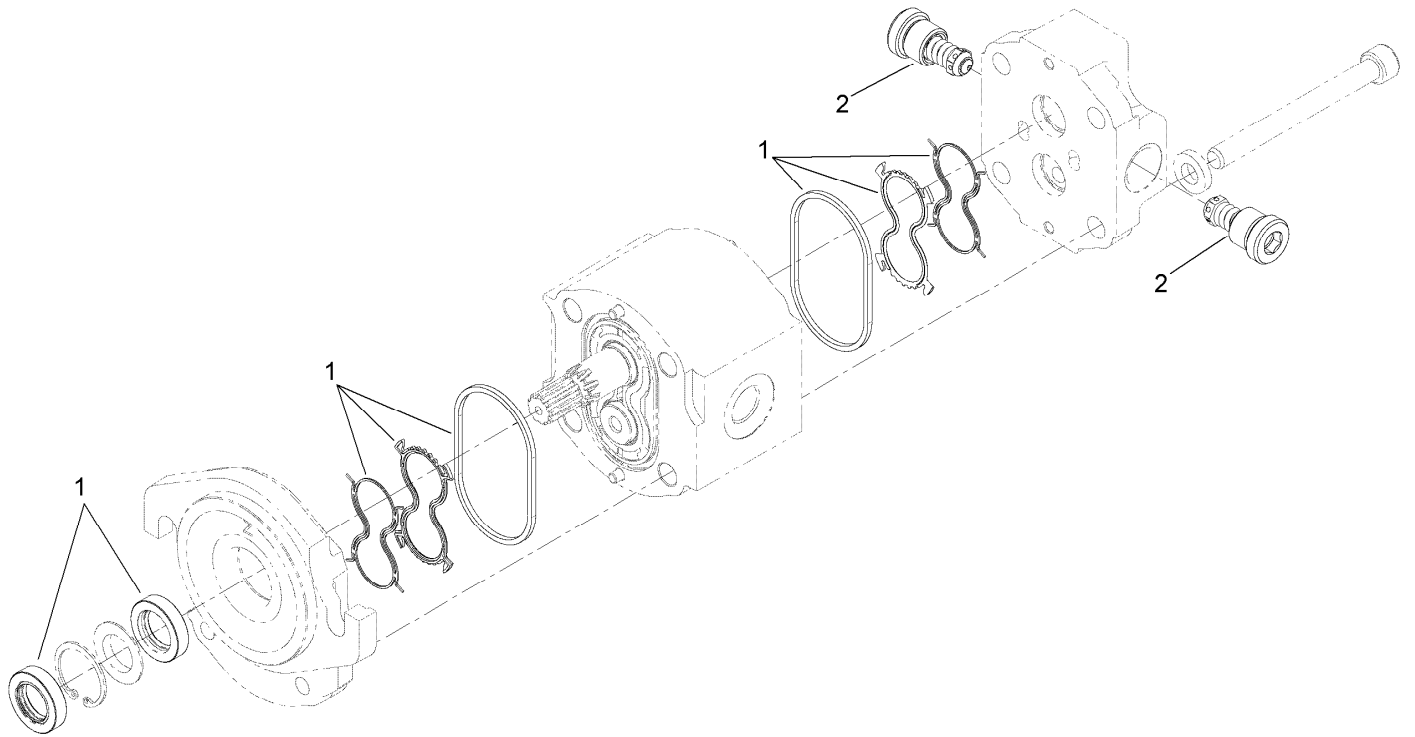
No. 1, 4 and 5 Reel Drive Hydraulic Assembly

Ref.	Part Number	Qty.	Description	Ref.	Part Number	Qty.	Description
1	120-6272	3	HYD Motor ASM	12:1	237-65	1	O-Ring
2	121-5628	1	Hydraulic Manifold ASM	13	110-5286	1	Tube ASM
3	59-7410	2	Fitting-Diagnostic	13:1	237-22	2	O-Ring
3:1	237-42	1	O-Ring	13:2	237-21	3	O-Ring
4	354-79	2	Cap-Dust	14	2412-4	1	Clamp-R
5	340-9	1	Fitting-STR	15	340-72	1	Fitting-Bulkhead, 90 DEG
5:1	237-58	1	O-Ring	15:1	237-65	2	O-Ring
5:2	237-81	1	O-Ring	16	104-8300	2	Nut-HF, NI
6	340-7	2	Fitting-Straight	17	340-78	2	Nut-Lock
6:1	237-65	1	O-Ring	18	340-74	5	Nut-Lock, Bulkhead
6:2	237-80	1	O-Ring	19	69-9010	10	Washer
7	115-1794	1	Screw-HHF	20	240-3	5	Grommet-Rubber
8	340-155	2	Fitting-Straight	21	125-1984	5	Spacer
8:1	237-79	1	O-Ring	23	120-3769	1	Hydraulic Tube ASM
8:2	237-151	1	O-Ring	24	3234-5	1	Screw-HHF
9	3234-14	3	Screw-HHF	25	56-7970	2	Clamp-Tube
10	117-0138	1	Tube ASM	26	108-1686	2	Hose-HYD
10:1	237-65	1	O-Ring	27	340-98	5	Fitting-Elbow, 90 DEG
11	117-0137	1	Tube ASM	27:1	237-79	1	O-Ring
11:1	237-65	2	O-Ring	27:2	237-30	1	O-Ring
12	117-0139	1	Tube ASM	28	340-92	2	Fitting-Straight



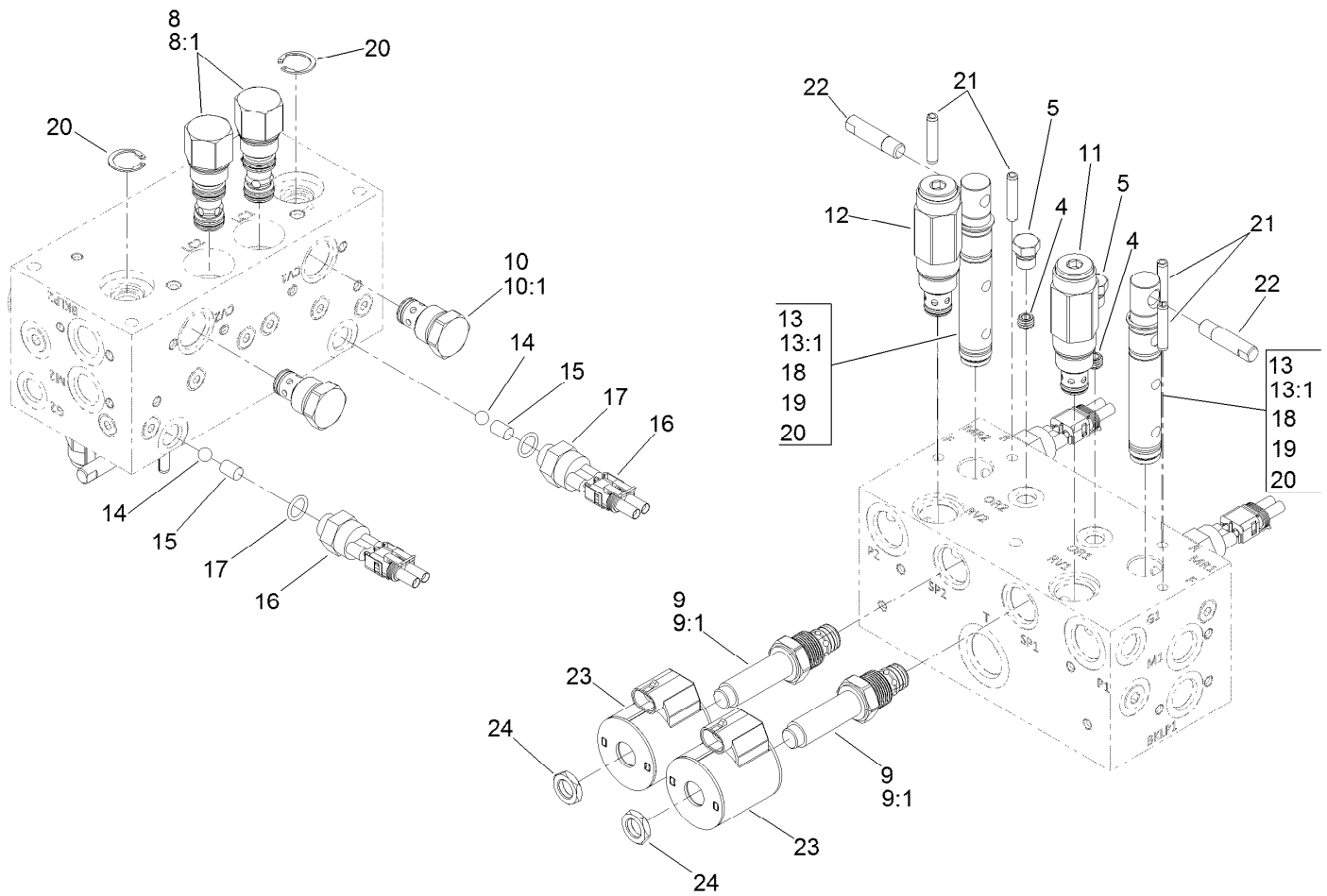
No. 1, 4 and 5 Reel Drive Hydraulic Assembly (continued)

Ref.	Part Number	Qty.	Description	Ref.	Part Number	Qty.	Description
28:1	237-78	1	O-Ring	32	114-0633	1	Hose-HYD
28:2	237-21	1	O-Ring	33	117-5190	1	Hose-HYD
29	340-4	1	Fitting-Straight	34	106-3671	1	Hose-HYD
29:1	237-30	1	O-Ring	35	117-5188	4	Hose-HYD
29:2	237-79	1	O-Ring	36	106-3680	2	Hose-HYD
30	3334-945	9	Tie-Cable	37	119-3920	1	Guide-Hose, RH
31	340-132	1	Fitting-Elbow, 90 DEG	38	119-3921	1	Guide-Hose, LH
31:1	237-78	1	O-Ring	39	119-1419	2	Plate-Clamp
31:2	237-21	1	O-Ring				



Hydraulic Motor Assembly No. 120-6272

<i>Ref.</i>	<i>Part Number</i>	<i>Qty.</i>	<i>Description</i>
1	138-1234	1	Seal Kit
2	117-5107	1	Valve-Check

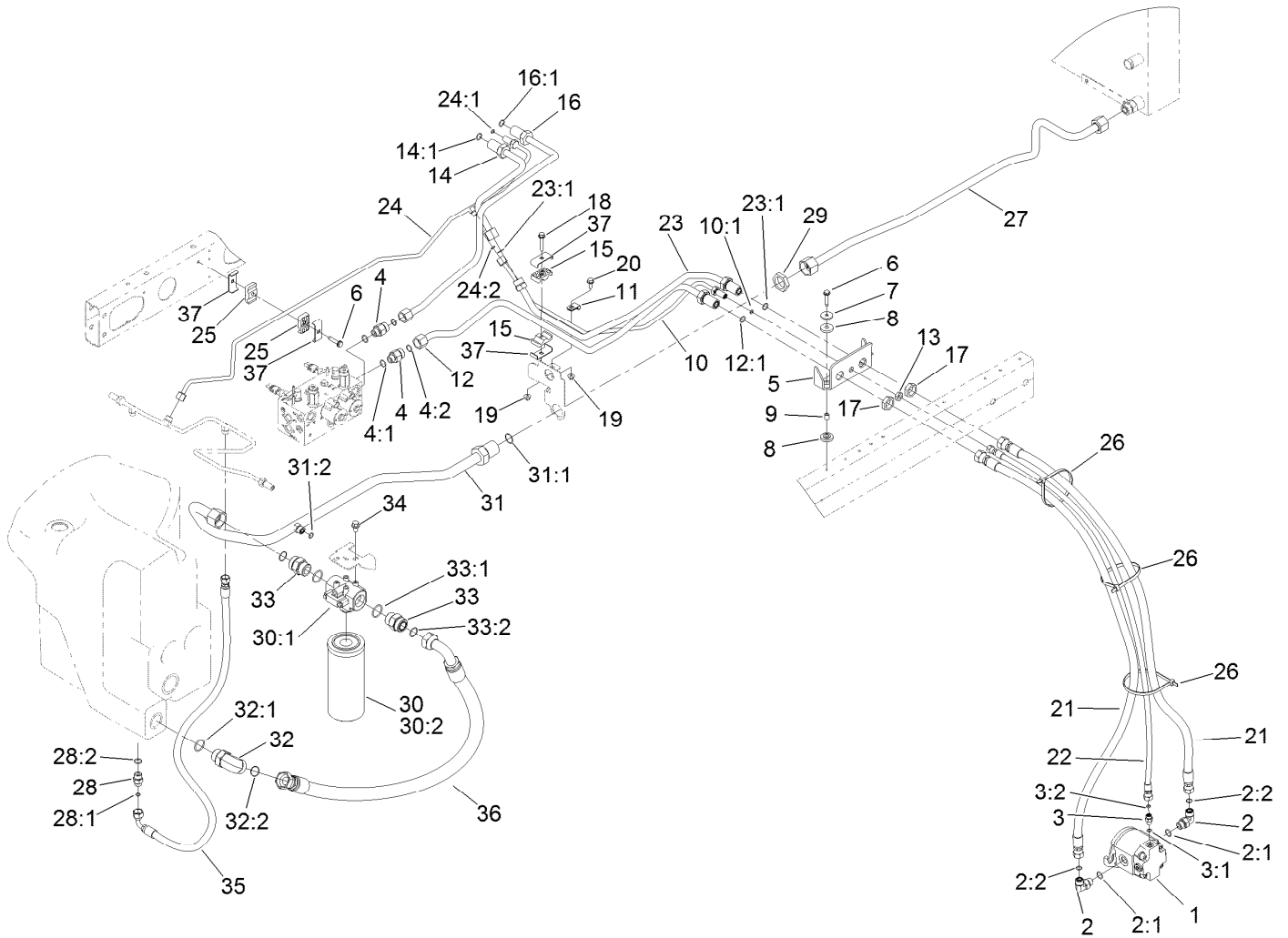


Manifold Assembly No. 121-5628

Ref.	Part Number	Qty.	Description
4	110-8883	1	Plug-Orifice (0.040)
5	117-0115	1	Plug
8	120-1693	2	Compensator-Pressure
8:1	119-2159	1	Seal Kit
9	120-1694	2	Valve-Proportional, NC
9:1	105-9159	1	Seal Kit
10	110-8881	2	Valve-Check
10:1	105-9159	1	Seal Kit ●
11	125-8757	1	Valve-Relief, 2500 PSI
12	125-8758	1	Valve-Relief
13	117-0108	2	Spool-Rotary
13:1	117-0109	1	Seal Kit

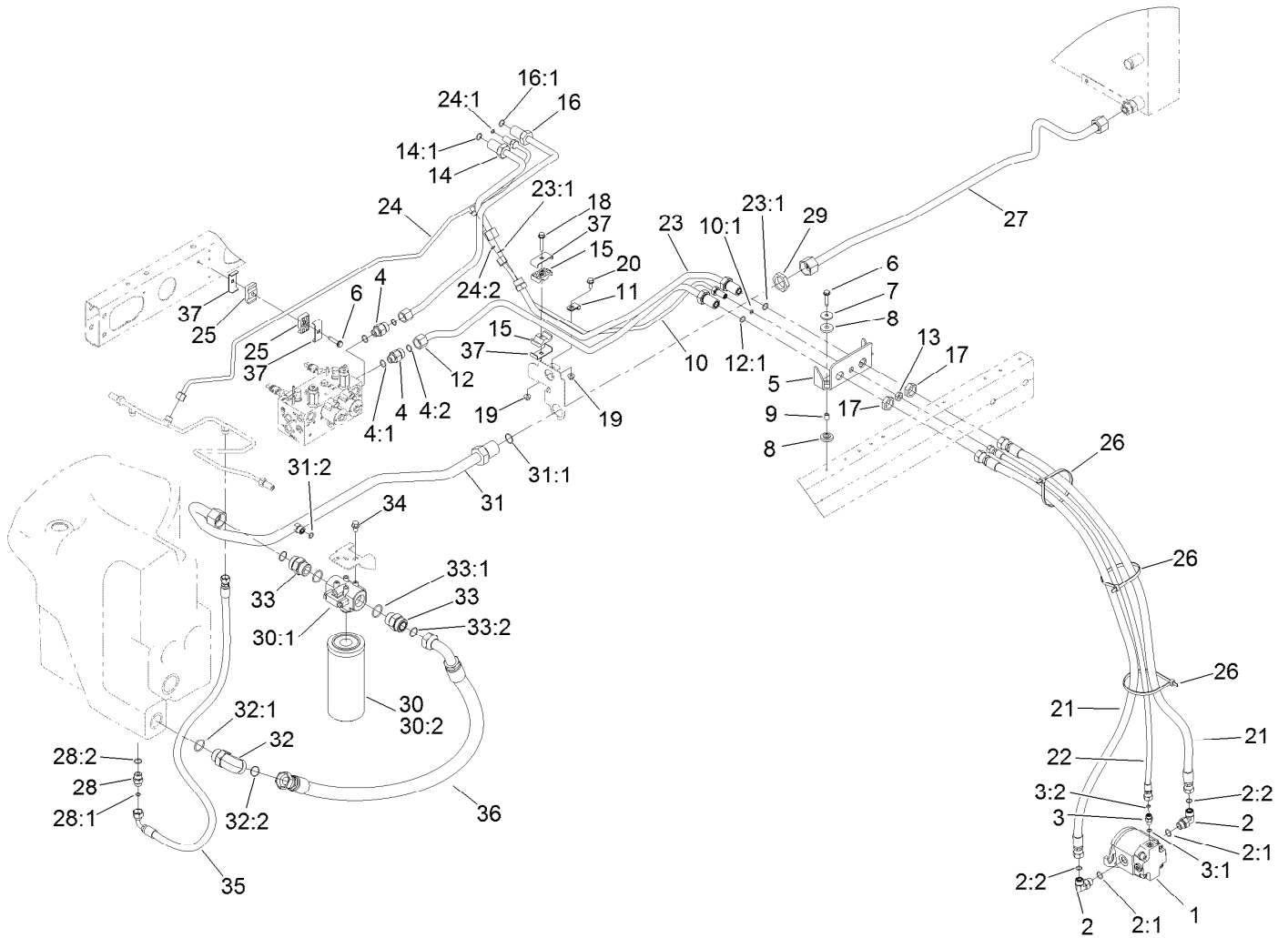
Ref.	Part Number	Qty.	Description
14	117-4605	2	Ball-SS
15	120-1650	2	Pin
16	72-4310	2	Switch-Ball
17	110-8757	2	O-Ring
18	117-4606	6	O-Ring
19	112-6534	4	Ring-Back Up
20	112-6532	4	Ring-Retaining
21	112-6531	4	Pin-Spring
22	110-8758	2	Handle-Spool
23	110-6344	2	Coil-12V, DC
24	110-2634	2	Nut-Coil

● Not illustrated



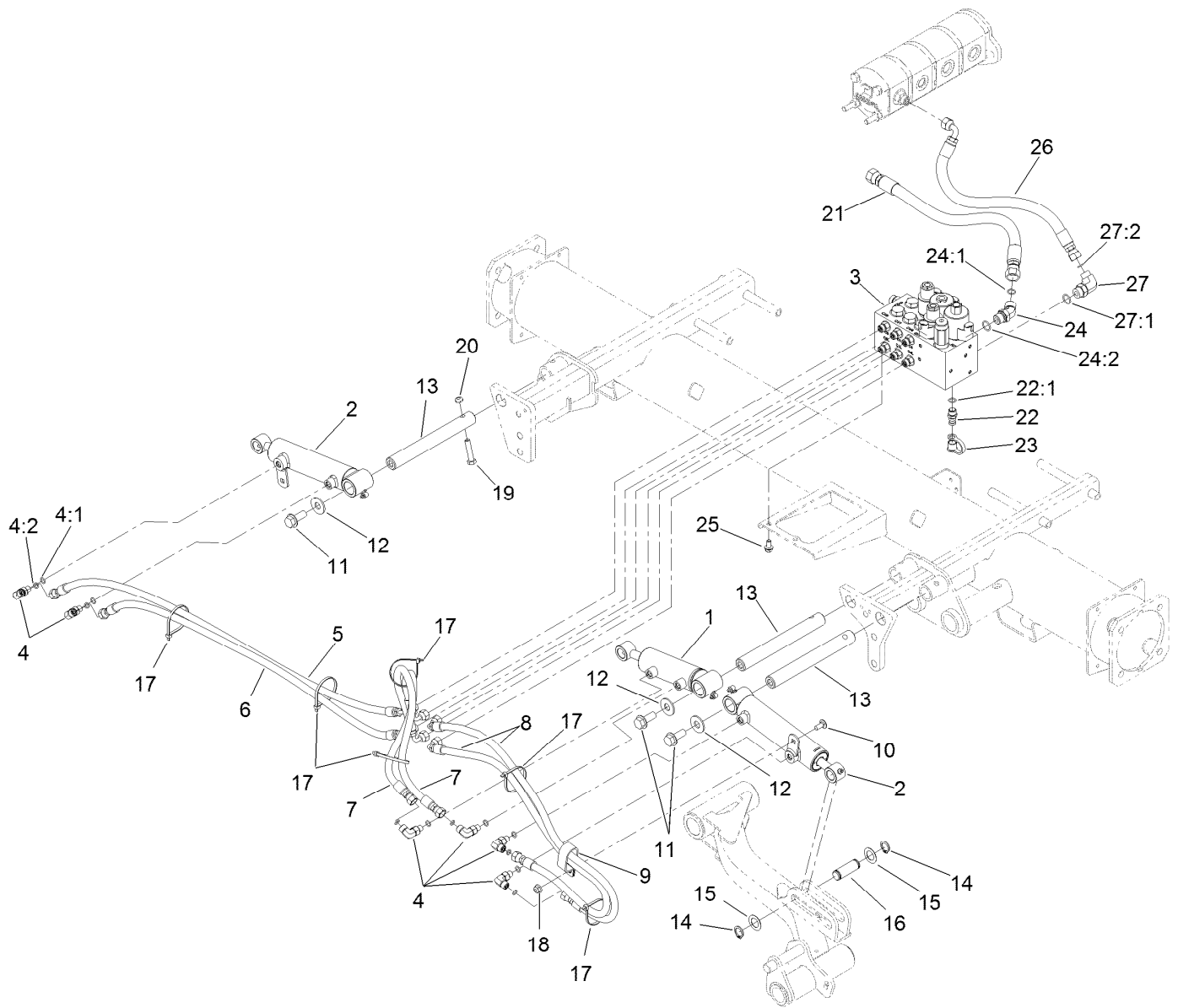
No. 2 and 3 Reel Drive Hydraulic Assembly

Ref.	Part Number	Qty.	Description	Ref.	Part Number	Qty.	Description
1	120-6272	2	HYD Motor ASM	14	117-0140	1	Tube ASM
2	340-98	4	Fitting-Elbow, 90 DEG	14:1	237-65	1	O-Ring
2:1	237-79	1	O-Ring	15	56-7971	2	Clamp-Tube
2:2	237-30	1	O-Ring	16	117-0141	1	Tube ASM
3	340-92	2	Fitting-Straight	16:1	237-65	1	O-Ring
3:1	237-78	1	O-Ring	17	340-74	4	Nut-Lock, Bulkhead
3:2	237-21	1	O-Ring	18	115-1794	1	Screw-HHF
4	340-155	2	Fitting-Straight	19	104-8300	2	Nut-HF, NI
4:1	237-79	1	O-Ring	20	3234-5	1	Screw-HHF
4:2	237-151	1	O-Ring	21	114-0633	4	Hose-HYD
5	117-0174-03	2	Bracket-Bulkhead	22	98-4590	2	Hose-HYD
6	32144-57	5	Screw	23	120-3775	1	HYD Tube ASM
7	105-3048	4	Washer-Flat	23:1	237-65	2	O-Ring
8	240-11	8	Bushing-Flange	24	120-3811	1	HYD Tube ASM
9	99-8611	4	Spacer	24:1	237-21	1	O-Ring
10	120-3772	1	HYD Tube ASM	24:2	237-22	1	O-Ring
10:1	237-21	1	O-Ring	25	56-7972	2	Clamp-Tube
11	2412-113	1	Clamp-R	26	3334-945	6	Tie-Cable
12	120-3774	1	HYD Tube ASM	27	121-5600	1	HYD Tube ASM
12:1	237-65	1	O-Ring	28	340-3	1	Fitting-Straight
13	340-78	2	Nut-Lock	28:1	237-22	1	O-Ring



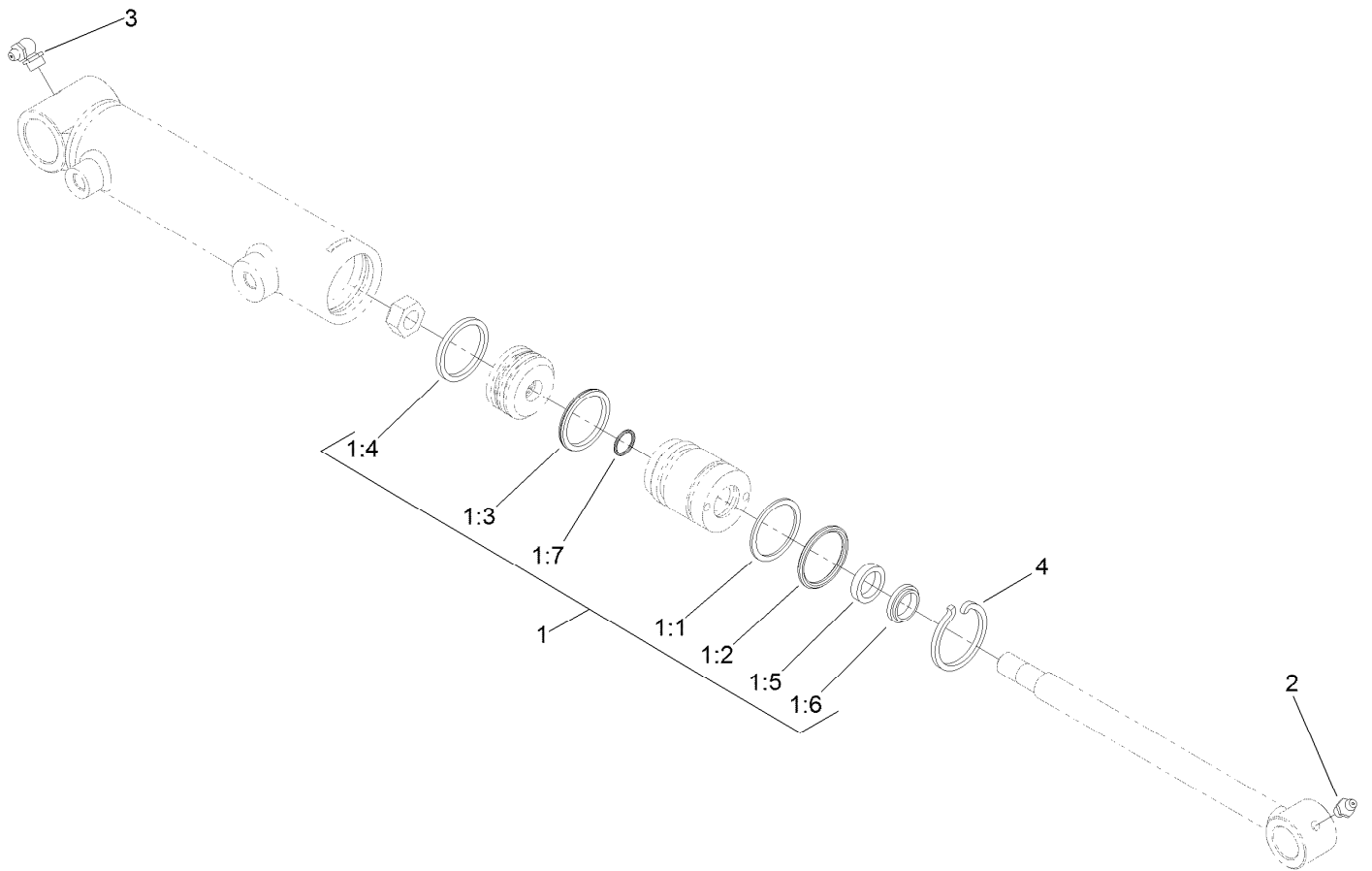
No. 2 and 3 Reel Drive Hydraulic Assembly (continued)

<i>Ref.</i>	<i>Part Number</i>	<i>Qty.</i>	<i>Description</i>	<i>Ref.</i>	<i>Part Number</i>	<i>Qty.</i>	<i>Description</i>
28:2	237-79	1	O-Ring	32:1	237-146	1	O-Ring
29	340-128	1	Nut-Bulkhead	32:2	340-65	1	O-Ring
30	98-3923	1	Oil Filter ASM	33	104-3797	2	Fitting-Straight
30:1	104-0080	1	Filter Head ASM	33:1	237-146	1	O-Ring
30:2	94-2621	1	Element-Filter	33:2	340-65	1	O-Ring
31	108-1699	1	Tube ASM	34	3234-1	2	Screw-HHF
31:1	340-65	1	O-Ring	35	66-8490	1	Hose-HYD
31:2	237-30	1	O-Ring	36	108-1689	1	Hose-HYD
32	340-129	1	Fitting-Elbow, 90 DEG	37	119-1419	3	Plate-Clamp



No. 1, 4 and 5 Lift Arm Hydraulic Assembly

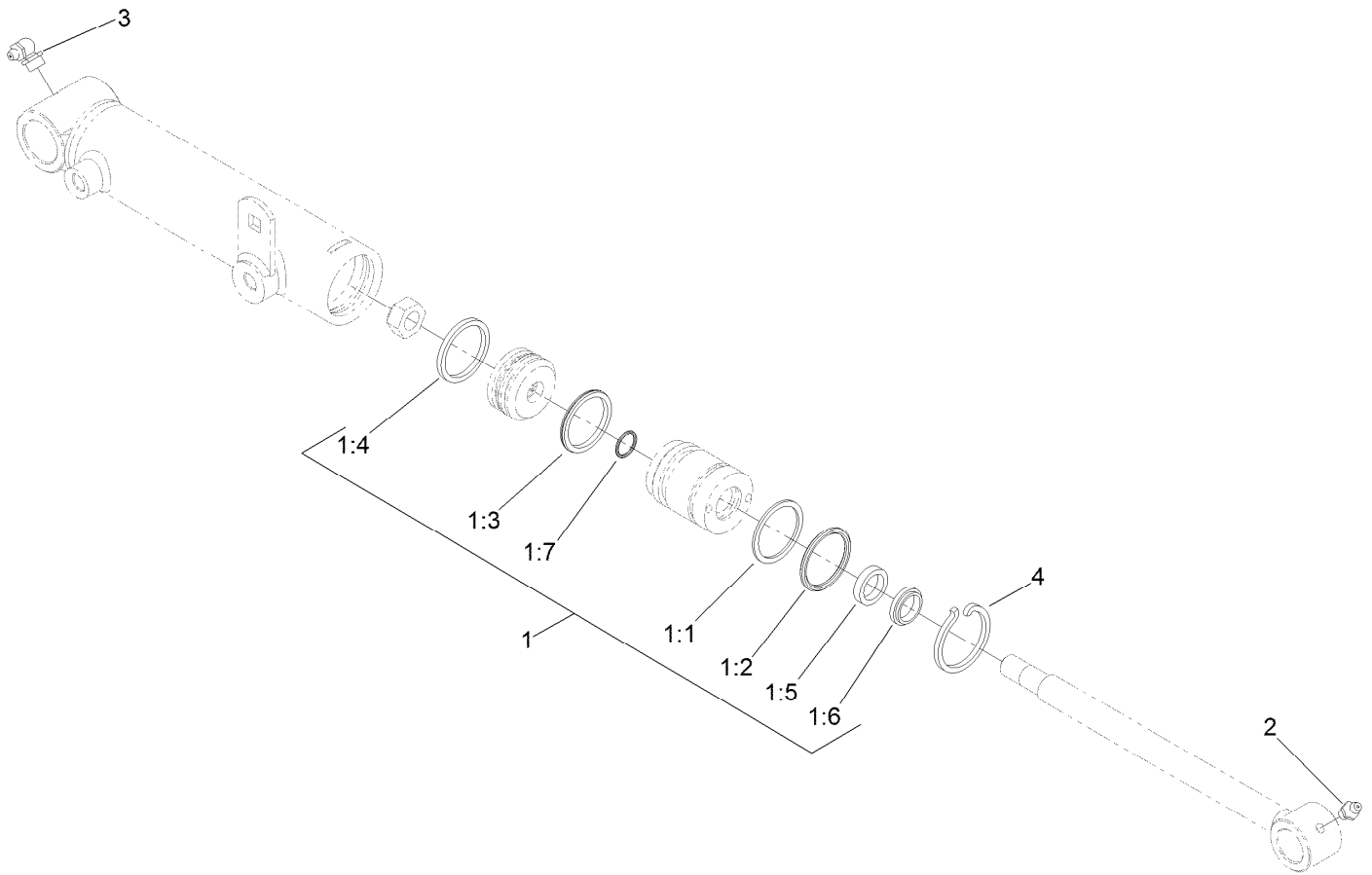
Ref.	Part Number	Qty.	Description	Ref.	Part Number	Qty.	Description
1	119-6988	1	HYD Cylinder ASM	16	104-0046	3	Pin-Slide, Cylinder
2	119-6987	2	HYD Cylinder ASM	17	3290-379	6	Tie-Cable
3	105-7577	1	HYD Lift Block Manifold ASM	18	104-8300	1	Nut-HF, NI
4	340-132	6	Fitting-Elbow, 90 DEG	19	323-9	3	Screw-HH
4:1	237-78	1	O-Ring	20	3296-59	3	Nut-Lock, NI
4:2	237-21	1	O-Ring	21	117-0180	1	Hose-HYD
5	106-3692	1	Hose-HYD	22	59-7410	1	Fitting-Diagnostic
6	106-3693	1	Hose-HYD	22:1	237-42	1	O-Ring
7	93-6887	2	Hose-HYD	23	354-79	1	Cap-Dust
8	85-4940	2	Hose-HYD	24	340-101	1	Fitting-HYD, 45 DEG
9	2412-137	1	Clamp-R, Double	24:1	237-30	1	O-Ring
10	3230-23	1	Bolt-CARR	24:2	237-79	1	O-Ring
11	3234-38	3	Screw-HHF	25	3234-14	2	Screw-HHF
12	3256-6	3	Washer-Flat	26	92-5694	1	Hose-Hydraulic
13	117-0148	3	Pin-Cylinder	27	340-18	1	Fitting-HYD, 90 DEG
14	32120-93	6	Ring-Retaining	27:1	237-79	1	O-Ring
15	3-6498	6	Washer-Thrust	27:2	237-22	1	O-Ring



Hydraulic Cylinder Assembly No. 119-6988

Ref.	Part Number	Qty.	Description
1	119-6992	1	Seal Kit
1:1		1	O-Ring ●
1:2		1	Backup ●
1:3		1	Bp Seal ●
1:4		1	Wear Ring-Ht ●
1:5		1	Bs Seal ●
1:6		1	Dust Seal-Dt ●
1:7		1	O-Ring ●
2	302-5	1	Fitting-Grease
3	302-33	1	Fitting-Grease
4	84-1680	1	Ring-Retaining

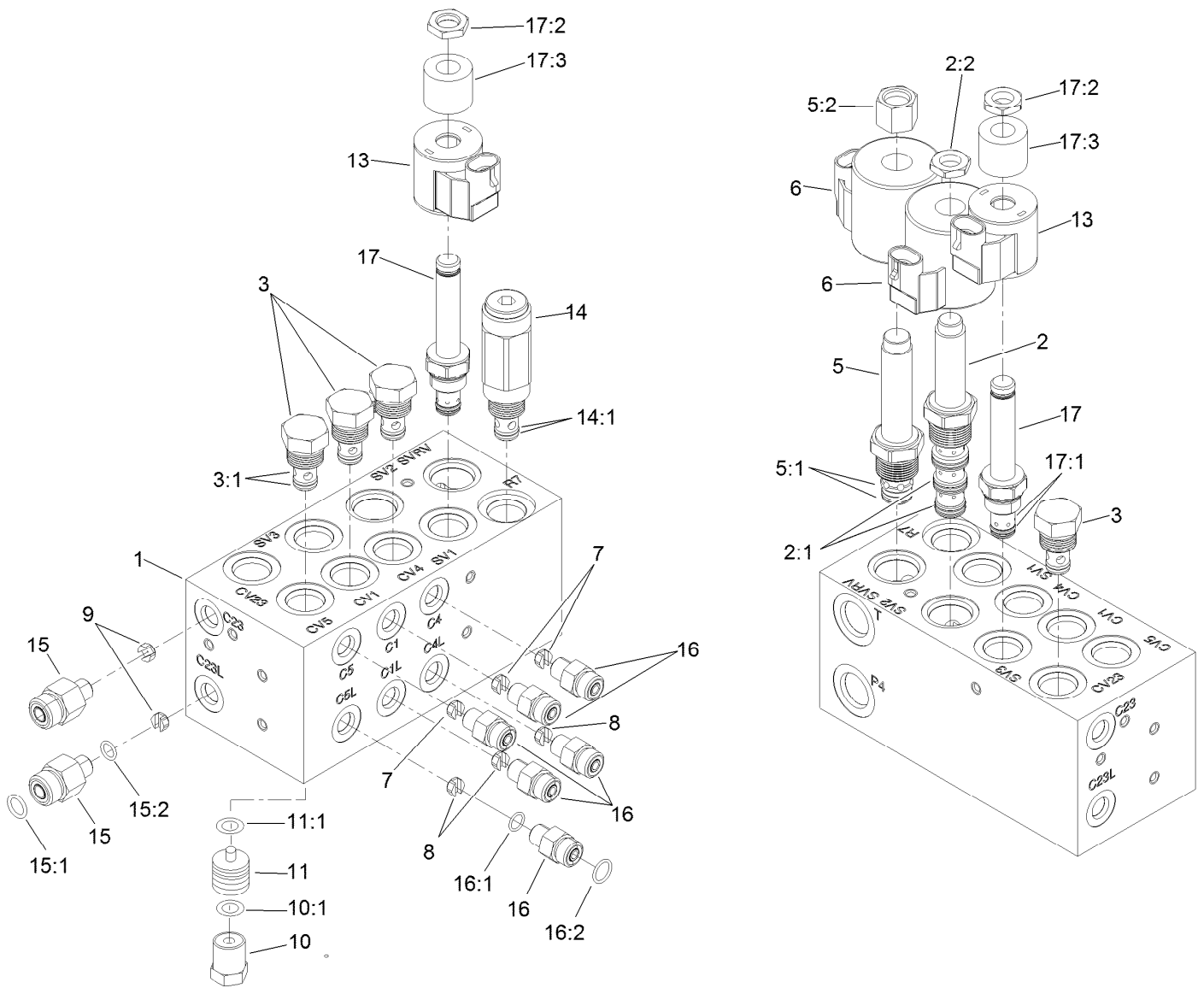
● Not serviced separately



Hydraulic Cylinder Assembly No. 119-6987

<i>Ref.</i>	<i>Part Number</i>	<i>Qty.</i>	<i>Description</i>
1	119-6992	1	Seal Kit
1:1		1	O-Ring ●
1:2		1	Backup ●
1:3		1	Bp Seal ●
1:4		1	Wear Ring-Ht ●
1:5		1	Bs Seal ●
1:6		1	Dust Seal-Dt ●
1:7		1	O-Ring ●
2	302-5	1	Fitting-Grease
3	302-33	1	Fitting-Grease
4	84-1680	1	Ring-Retaining

● Not serviced separately



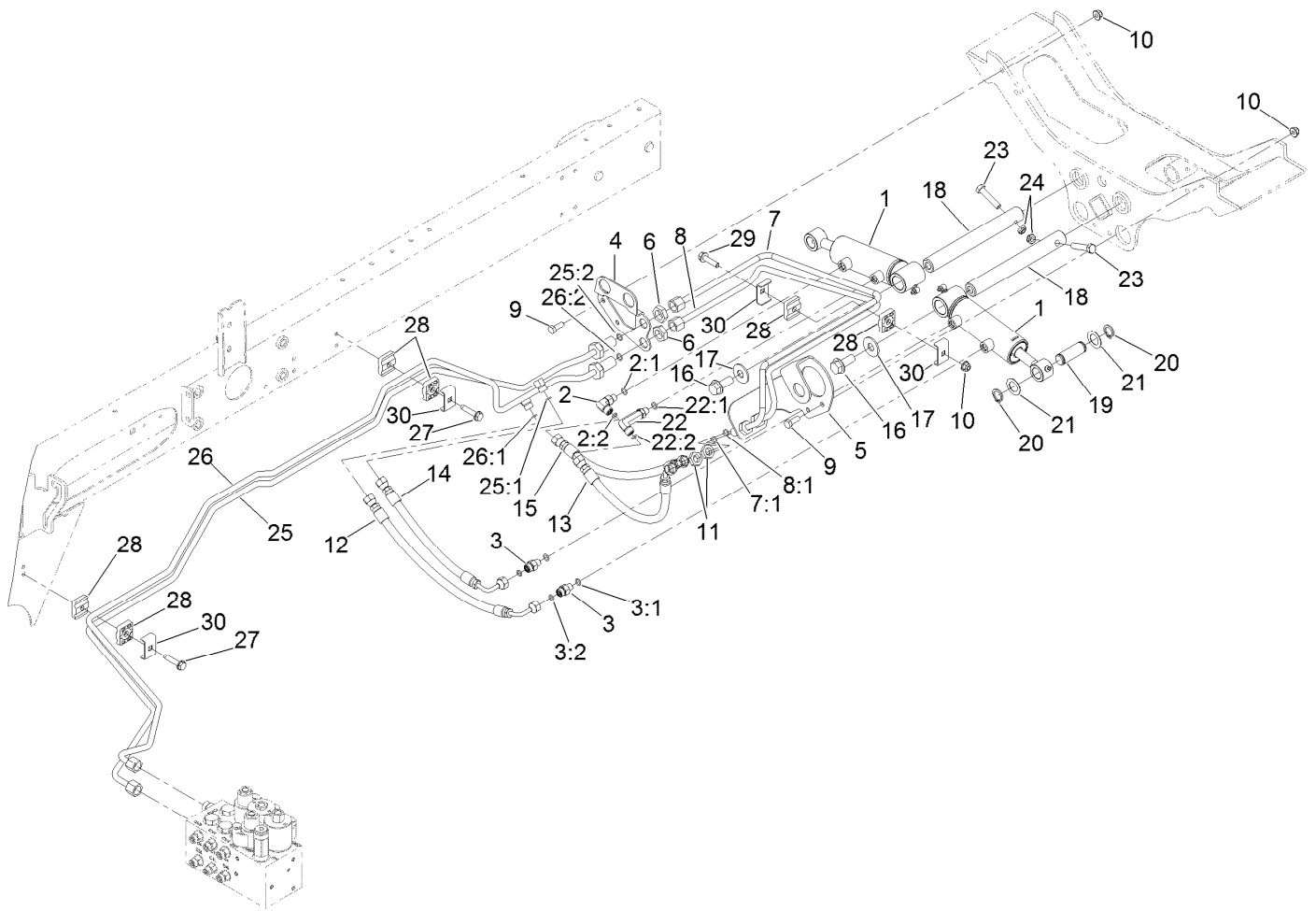
Hydraulic Manifold Block Assembly No. 105-7577

Ref.	Part Number	Qty.	Description
1		1	Block-Manifold ■
2	110-8906	1	Valve-Solenoid
2:1	110-8908	1	Spool Valve Seal Kit
2:2	110-2634	1	Nut-Coil
3	110-9006	4	Valve-Check
3:1	105-9156	1	Seal Kit
5	110-8905	1	Valve-Relief, Solenoid
5:1	110-6316	1	Seal Kit
5:2	130-8180	1	Nut-Coil (9/16-24 Unef-2B)
6	110-6344	2	Coil-12V, DC
7	110-8904	3	Orifice-Control, Flow (0.028)
7	125-8849	3	Orifice-Flow Control ●
8	110-8903	3	Orifice-Control, Flow (0.055)
9	110-8902	2	Orifice-Control, Flow (0.046)
10	354-70	4	Plug-Hex, Hollow
10:1	237-80	1	O-Ring

Ref.	Part Number	Qty.	Description
11	110-8901	4	Piston-Pilot
11:1	110-8900	1	O-Ring
13	110-0497	2	Coil-Solenoid
14	110-8899	1	Valve-Relief
14:1	105-9156	1	Seal Kit
15	340-88	2	Fitting-Straight
15:1	237-22	1	O-Ring
15:2	237-78	1	O-Ring
16	340-92	6	Fitting-Straight
16:1	237-78	1	O-Ring
16:2	237-21	1	O-Ring
17	110-8898	2	Valve-Solenoid
17:1	107-7527	1	Seal Kit
17:2	110-2634	1	Nut-Coil
17:3	110-8909	1	Spacer-Coil

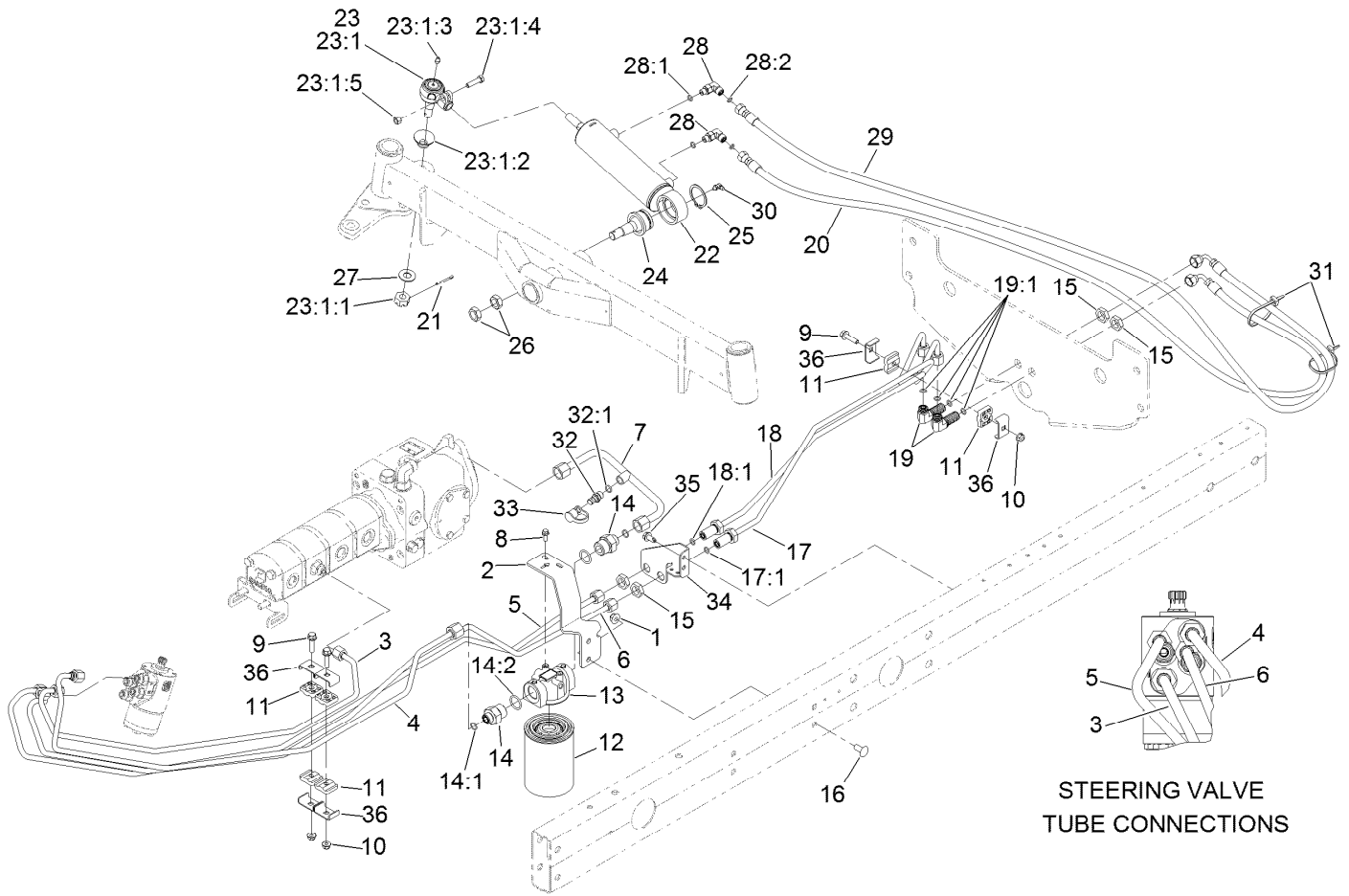
● Optional Equipment

■ Not serviced separately



Rear Lift Hydraulic Assembly

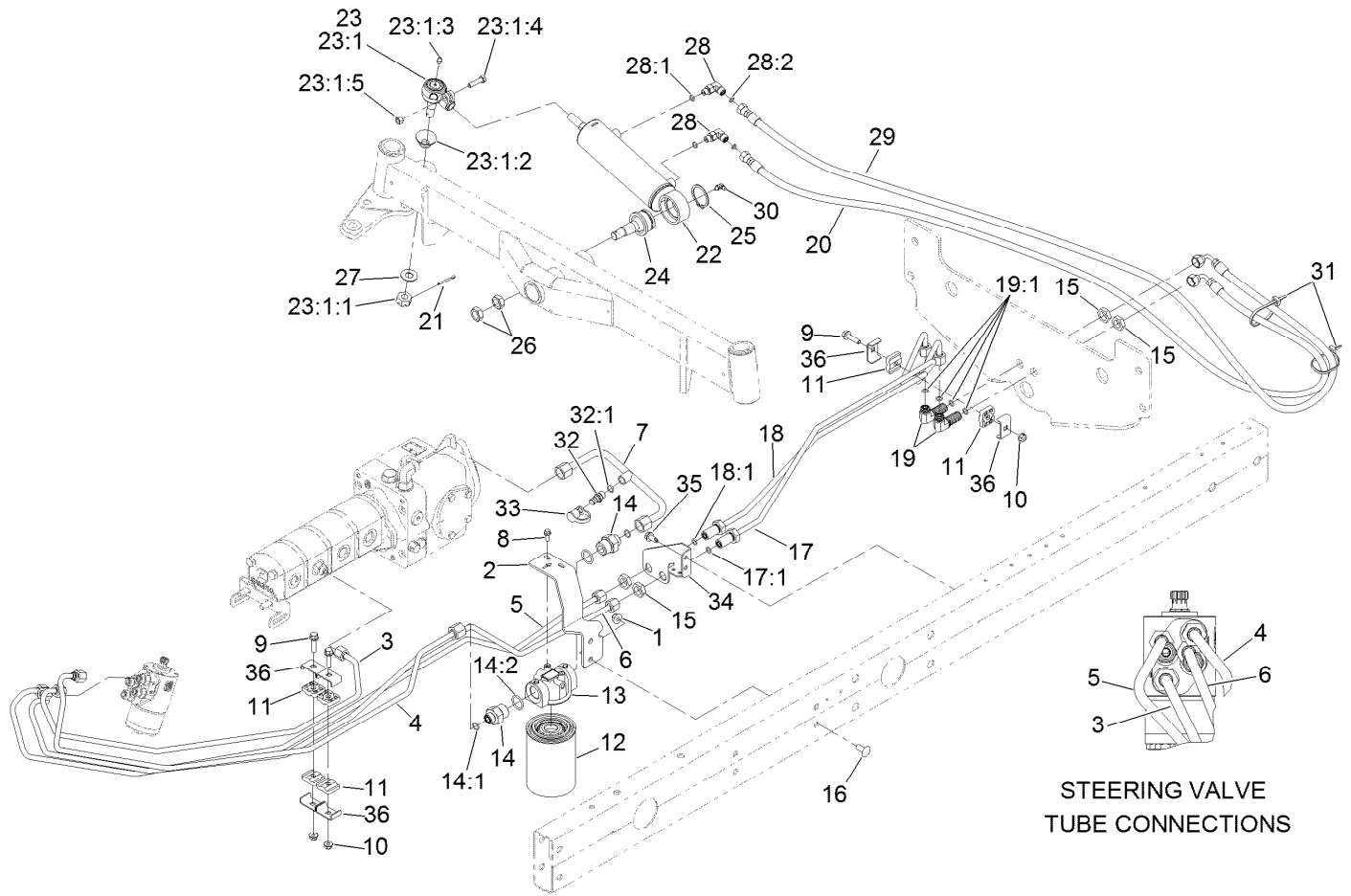
<i>Ref.</i>	<i>Part Number</i>	<i>Qty.</i>	<i>Description</i>	<i>Ref.</i>	<i>Part Number</i>	<i>Qty.</i>	<i>Description</i>
1	119-6988	2	HYD Cylinder ASM	16	3234-38	2	Screw-HHF
2	340-132	1	Fitting-Elbow, 90 DEG	17	3256-6	2	Washer-Flat
2:1	237-78	1	O-Ring	18	117-0148	2	Pin-Cylinder
2:2	237-21	1	O-Ring	19	104-0046	2	Pin-Slide, Cylinder
3	340-92	2	Fitting-Straight	20	32120-93	4	Ring-Retaining
3:1	237-78	1	O-Ring	21	3-6498	4	Washer-Thrust
3:2	237-21	1	O-Ring	22	100-7695	1	Fitting-Elbow 90
4	120-3782-01	1	Bracket-Bulkhead, RH	22:1	237-78	1	O-Ring
5	110-0917-01	1	Bracket-Bulkhead, LH	22:2	237-21	1	O-Ring
6	340-70	2	Nut-Lock	23	323-9	2	Screw-HH
7	120-3767	1	HYD Tube ASM	24	3296-59	2	Nut-Lock, NI
7:1	237-21	1	O-Ring	25	120-3766	1	HYD Tube ASM
8	110-9018	1	Tube-HYD	25:1	237-21	1	O-Ring
8:1	237-21	1	O-Ring	25:2	237-22	1	O-Ring
9	322-4	4	Screw-HH	26	120-3771	1	HYD Tube ASM
10	104-8300	5	Nut-HF, NI	26:1	237-21	1	O-Ring
11	340-78	2	Nut-Lock	26:2	237-22	1	O-Ring
12	110-0930	1	Hose-HYD	27	32144-57	2	Screw
13	110-8966	1	Hose-HYD	28	56-7973	6	Clamp-Tube
14	110-0929	1	Hose-HYD	29	3234-36	1	Screw-HHF
15	110-0931	1	Hose-HYD	30	119-1418	4	Plate-Clamp, Short



Steering Hydraulic Assembly

Ref.	Part Number	Qty.	Description	Ref.	Part Number	Qty.	Description
1	104-8301	2	Nut-HF, NI	17	120-3763	1	HYD Tube ASM
2	110-0906-01	1	Support-Filter, Oil	17:1	237-22	1	O-Ring
3	108-1710	1	Tube ASM	18	121-5586	1	HYD Tube ASM
4	108-1711	1	Tube-HYD	18:1	237-22	1	O-Ring
5	120-3764	1	Tube-HYD	19	340-154	2	Union-Bulkhead
6	120-3765	1	Tube-HYD	19:1	237-22	2	O-Ring
7	121-5601	1	Tube-HYD	20	110-0928	1	Hose-HYD
8	3234-33	2	Screw-HHF	21	3272-12	1	Pin-Cotter
9	3234-36	3	Screw-HHF	22	110-9035	1	HYD Cylinder ASM
10	104-8300	3	Nut-HF, NI	23	106-6895-03	1	Ball Joint ASM
11	56-7973	6	Clamp-Tube	23:1		1	Joint-Ball ●
12	86-3010	1	Filter-Oil	23:1:1	32136-13	1	Nut-SHH
13	117-5820	1	Head-Filter	23:1:2	106-6896	1	Seal
14	100-4240	2	Fitting-STR	23:1:3	302-5	1	Fitting-Grease
14:1	237-30	1	O-Ring	23:1:4	3210-7	1	Screw-HH
14:2	237-81	1	O-Ring	23:1:5	32152-5	1	Nut-Hex
15	340-70	4	Nut-Lock	24	106-6774	1	Joint-Ball
16	3231-27	2	Screw-CARR	25	32151-104	1	Ring-Retaining, External

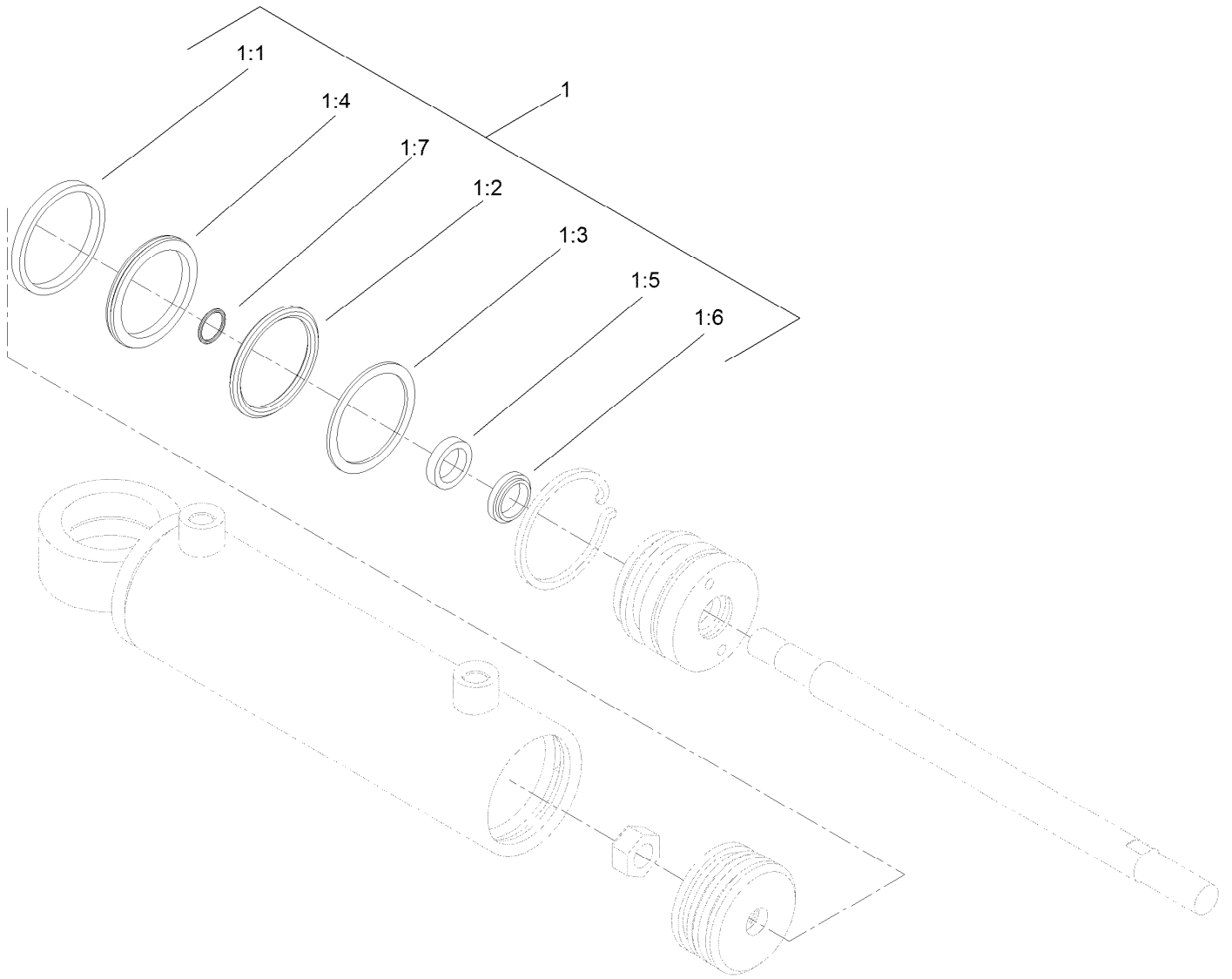
● Not serviced separately



Steering Hydraulic Assembly (continued)

<i>Ref.</i>	<i>Part Number</i>	<i>Qty.</i>	<i>Description</i>	<i>Ref.</i>	<i>Part Number</i>	<i>Qty.</i>	<i>Description</i>
26	3220-6	2	Nut-Jam	31	3290-378	2	Tie-Cable
27	69-8980	1	Washer	32	59-7410	1	Fitting-Diagnostic
28	340-132	2	Fitting-Elbow, 90 DEG	32:1	237-42	1	O-Ring
28:1	237-78	1	O-Ring	33	354-79	1	Cap-Dust
28:2	237-21	1	O-Ring	34	120-3781-01	1	Bracket-Bulhead, Steer
29	110-0973	1	Hose-HYD	35	32104-32	2	Screw-HWH
30	302-40	1	Fitting-Grease, 90 DEG	36	119-1418	6	Plate-Clamp, Short

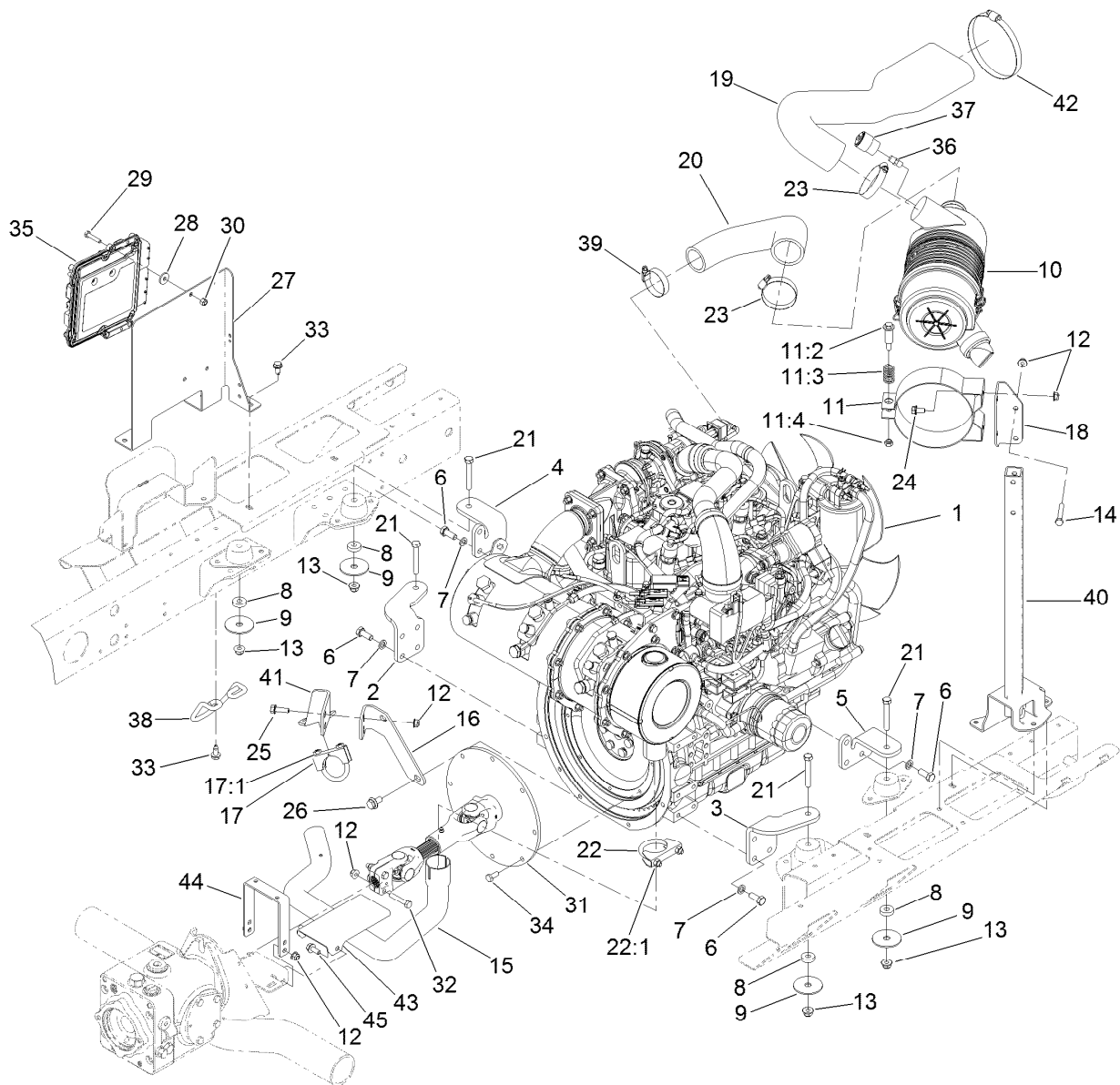
● Not serviced separately



Hydraulic Cylinder Assembly No. 110-9035

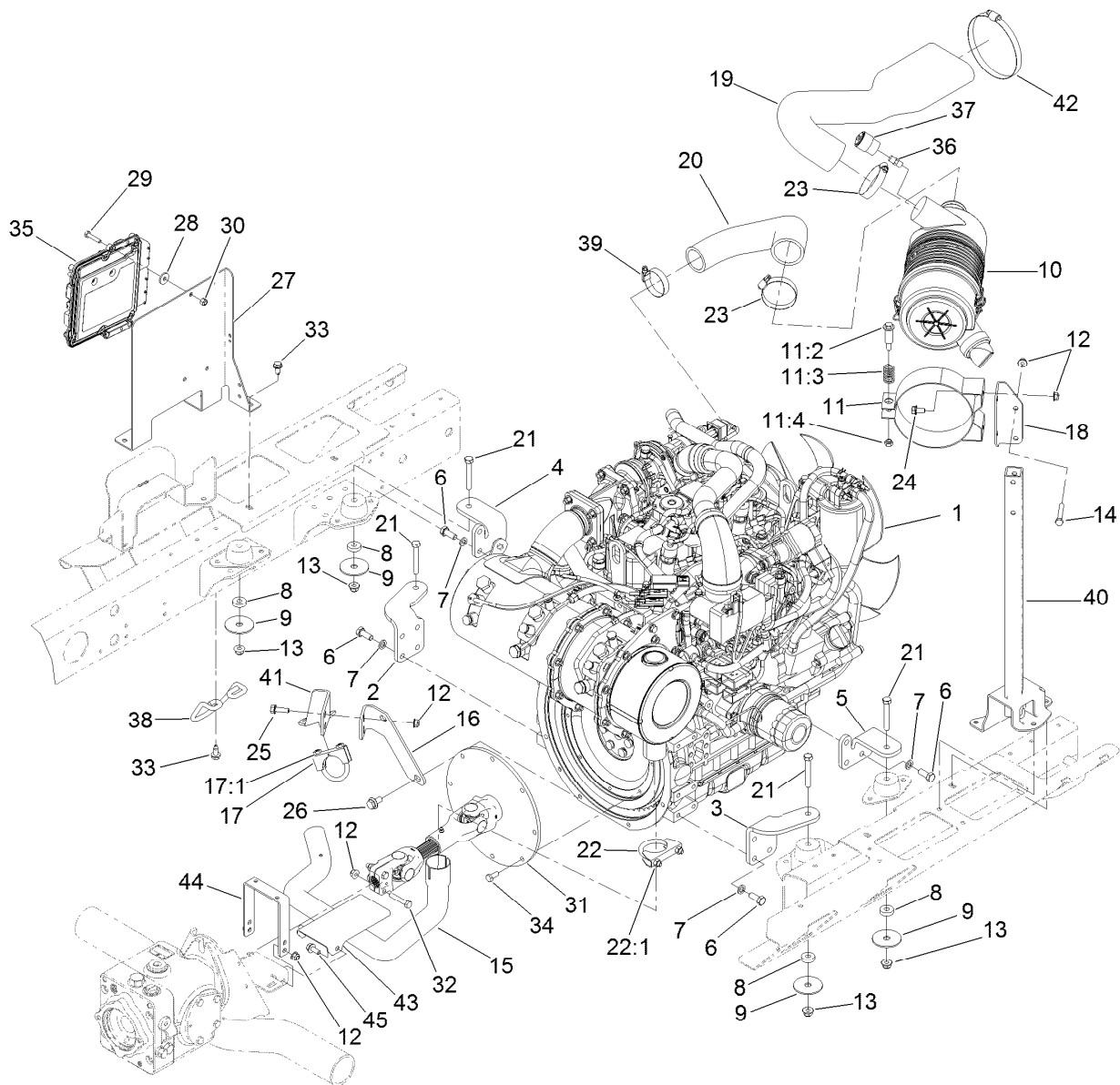
<i>Ref.</i>	<i>Part Number</i>	<i>Qty.</i>	<i>Description</i>
1	114-8875	1	Seal Kit
1:1		1	Wear Ring ●
1:2		1	O-Ring ●
1:3		1	Backup ●
1:4		1	Bp Seal ●
1:5		1	Bs Seal ●
1:6		1	Dust Seal ●
1:7		1	O-Ring ●

● Not serviced separately



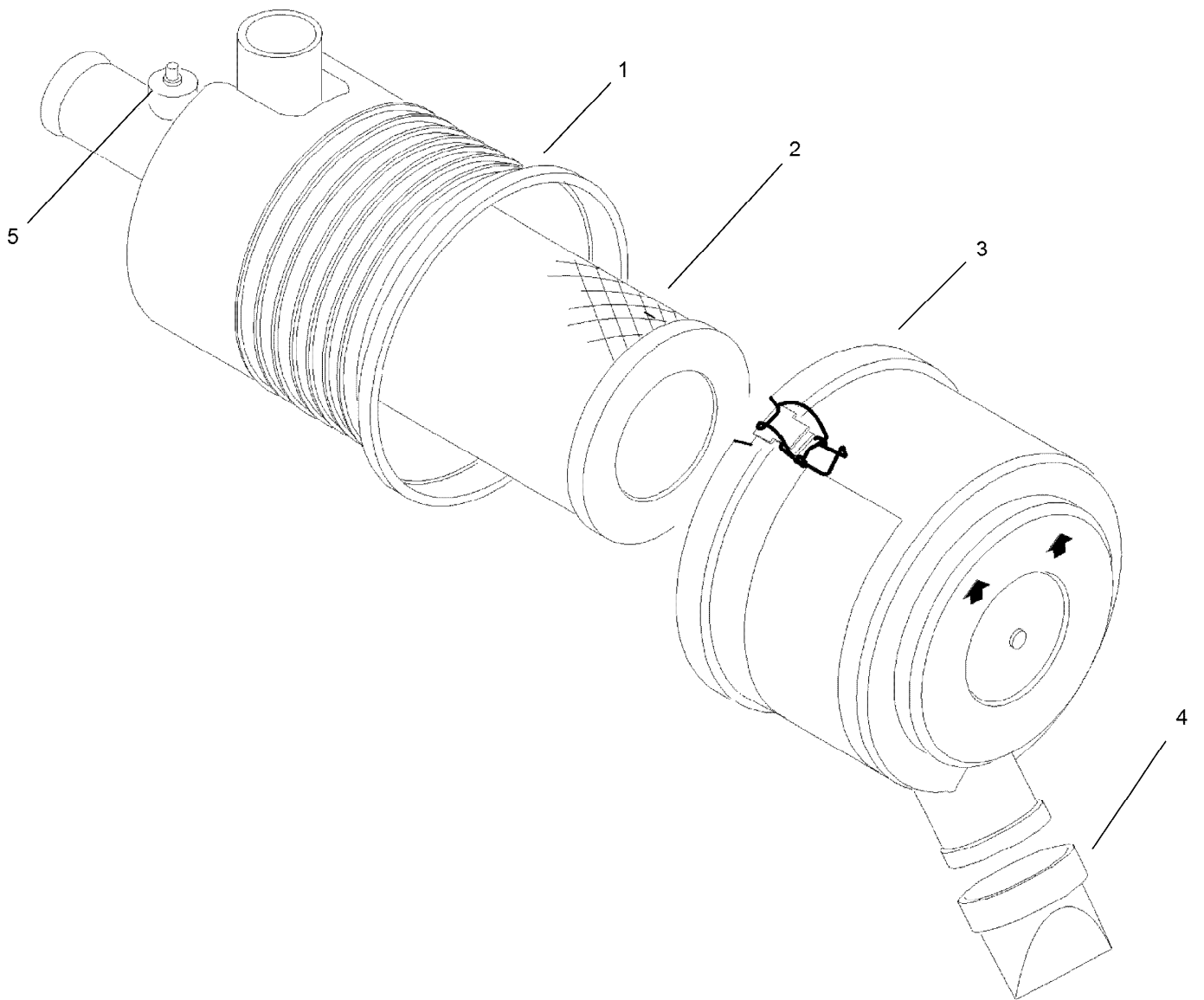
Engine, Muffler and Air Cleaner Assembly

Ref.	Part Number	Qty.	Description	Ref.	Part Number	Qty.	Description
1	120-3797	1	Engine-Yanmar, 3Tnv86Ct-Dtr	17:1	32128-20	2	Nut-HF
2	120-3777-03	1	Mount-Engine, Right Front	18	120-6298-03	1	Bracket-Aircleaner
3	120-3778-03	1	Mount-Engine, Left Front	19	121-5559	1	Hose-Air Cleaner
4	120-3779-03	1	Mount-Engine, Right Rear	20	121-5560	1	Hose-Air Cleaner
5	120-3780-03	1	Mount-Engine, Left Rear	21	323-12	4	Screw-HH
6	33115-025	14	Screw-HH	22	2112-6	1	Clamp-Muffler
7	48-9590	14	Washer-Lock	22:1	3218-2	2	Nut-Hex Jam
8	62-6660	4	Spacer	23	2412-125	2	Clamp-Hose
9	87-5100	4	Washer-Snubbing	24	3234-14	2	Screw-HHF
10	98-4517	1	Air Cleaner ASM	25	3234-29	4	Screw-HHF
11	100-4825	1	Band-Mounting, Air Cleaner	26	33105-020	2	Screw-HHF
11:2	94-3653	1	Bolt	27	127-2712-03	1	Bracket-Ecu
11:3	94-3654	1	Spring	28	66-2921	4	Washer-Friction
11:4	48-9510	1	Nut	29	321-8	4	Screw-HH
12	104-8300	12	Nut-HF, NI	30	3296-42	4	Nut-Lock, NI
13	104-8301	4	Nut-HF, NI	31	120-3756	1	Driveshaft ASM
14	322-10	2	Screw-HH	32	322-9	2	Screw-HH
15	127-2616	1	Tube-Exhaust	33	32104-32	3	Screw-HWH
16	125-8763-03	1	Bracket-Tailpipe	34	33114-020	8	Screw-HH
17	2112-9	1	Clamp	35	121-5592	1	Electronic Control Unit
				36	94-1416	1	Adapter-Indicator



Engine, Muffler and Air Cleaner Assembly (continued)

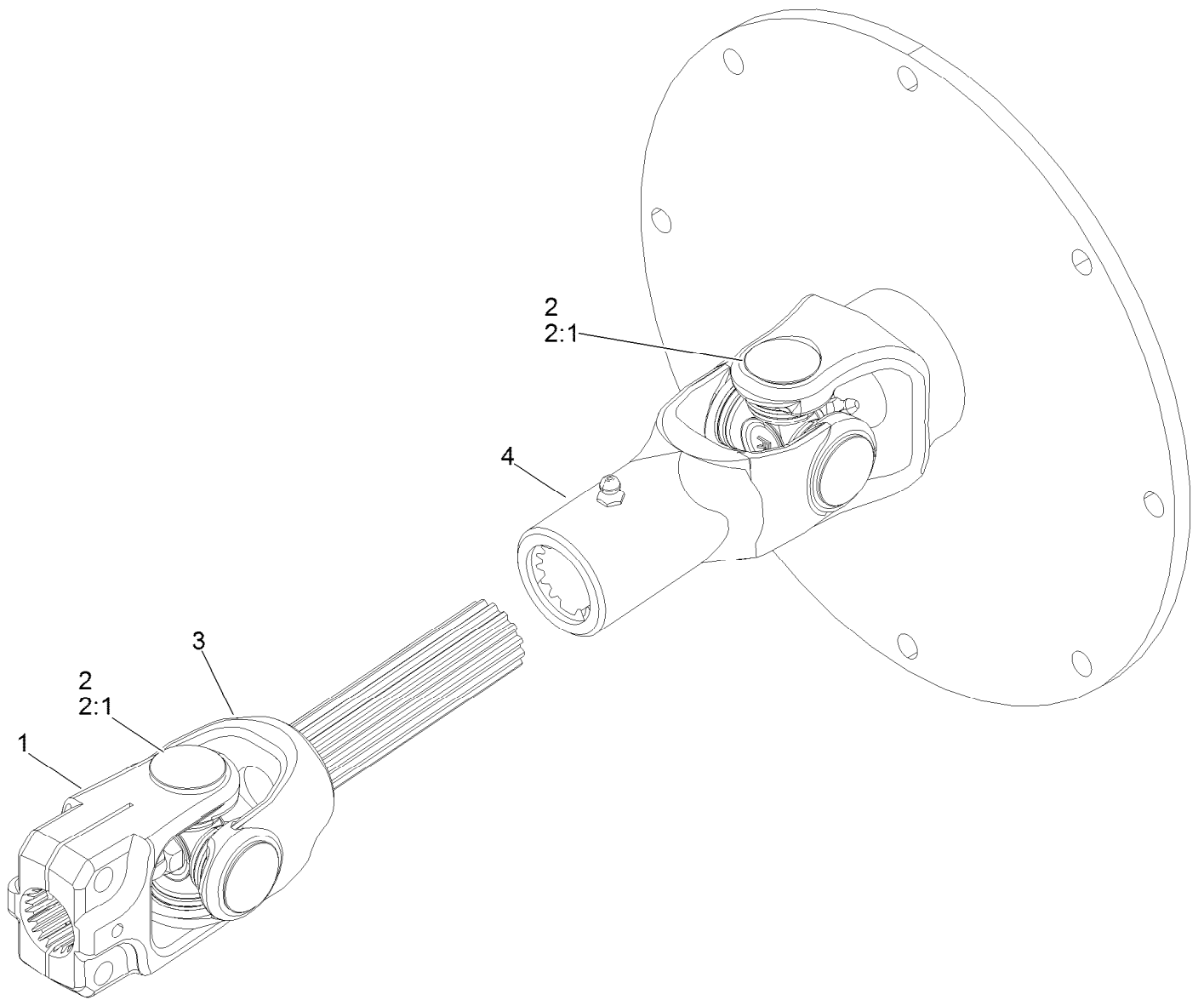
<i>Ref.</i>	<i>Part Number</i>	<i>Qty.</i>	<i>Description</i>	<i>Ref.</i>	<i>Part Number</i>	<i>Qty.</i>	<i>Description</i>
37	93-9164	1	Indicator-Mini	42	2412-140	1	Clamp-Hose
38	127-2612	1	Guard-Pipe, Tail	43	125-8766-03	1	Shield-Heat
39	2412-3	1	Clamp-Hose	44	108-1799-03	1	Hoop-Guard
40	120-2949-03	1	Stand	45	3234-5	2	Screw-HHF
41	125-8764-03	1	Bracket-Tailpipe				



Air Cleaner Assembly No. 98-4517

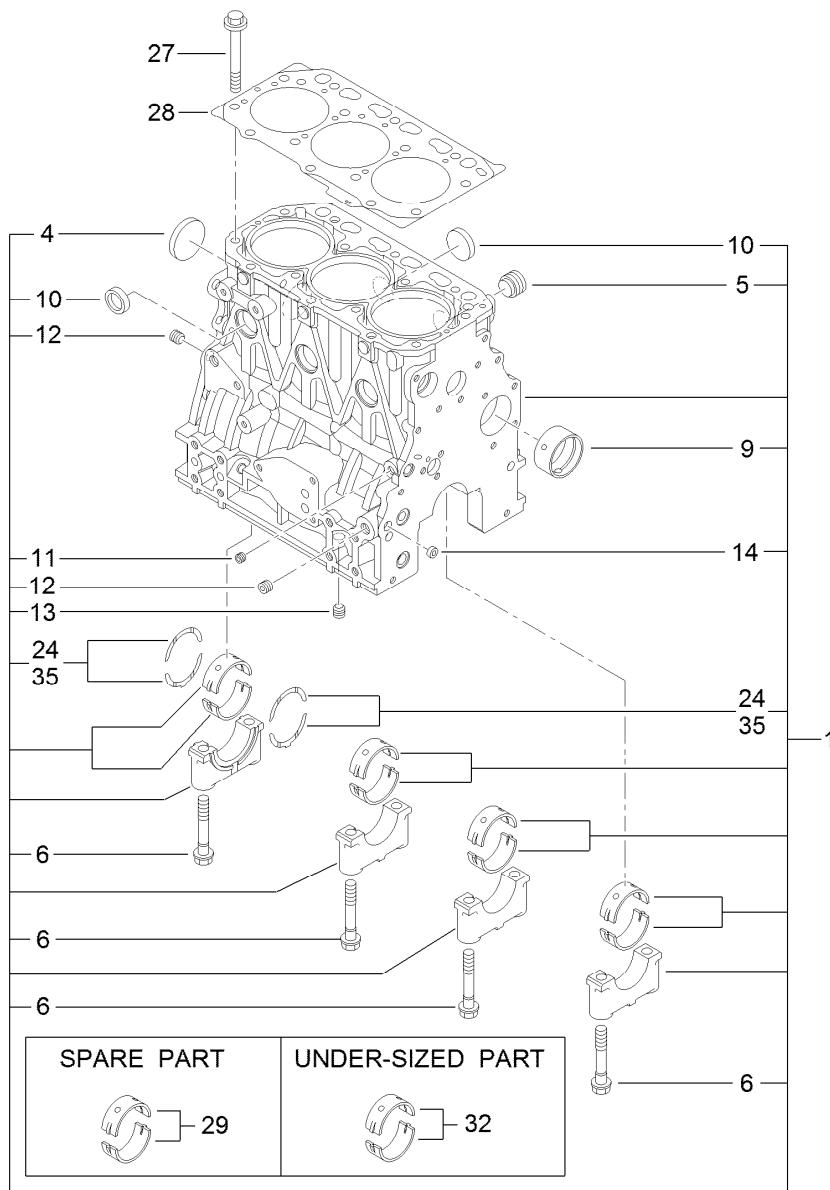
<i>Ref.</i>	<i>Part Number</i>	<i>Qty.</i>	<i>Description</i>
1		1	Body ASM ●
2	108-3810	1	Filter-Air
3	98-9771	1	Cover ASM
4	87-9400	1	Valve-Vacuator
5		1	Plug ●

● Not serviced separately



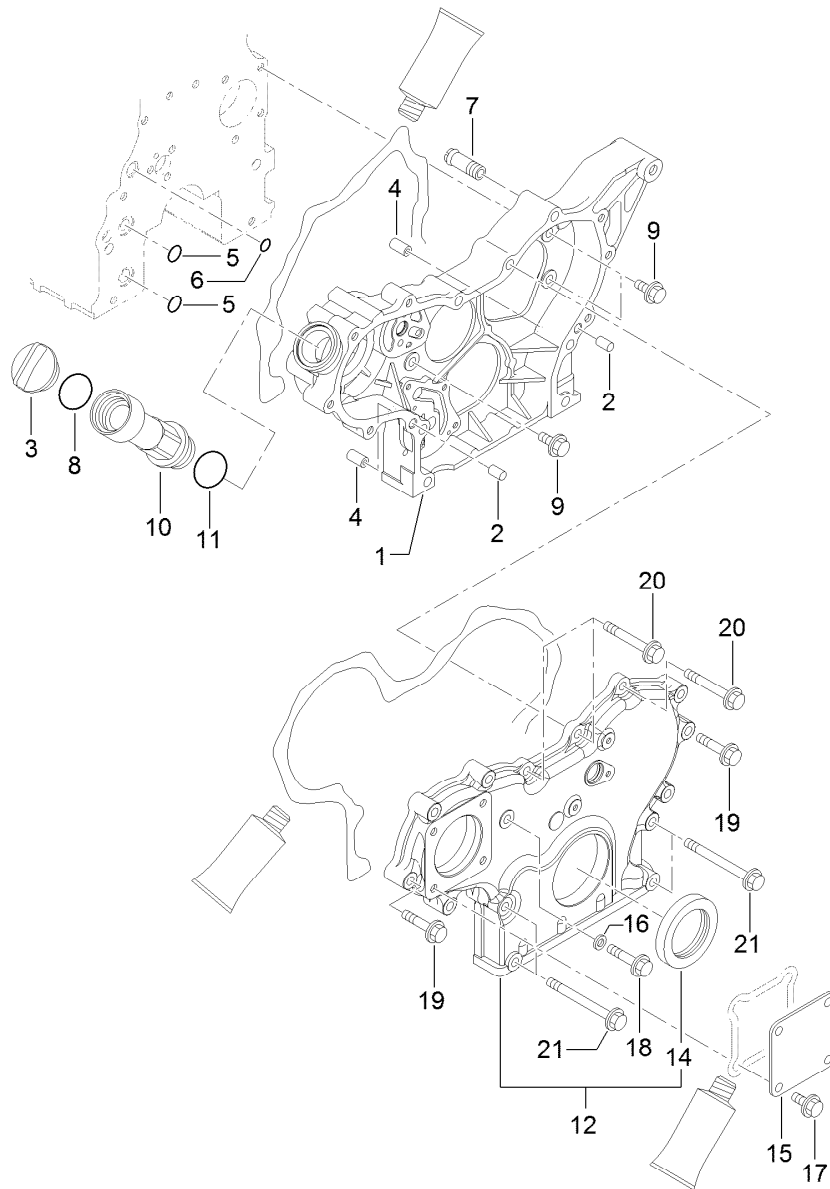
Drive Shaft Assembly No. 120-3756

<i>Ref.</i>	<i>Part Number</i>	<i>Qty.</i>	<i>Description</i>
1	54-9040	1	Yoke-End
2	54-9180	2	U-Joint Kit
2:1	62-3820	1	Fitting-Grease
3	125-8768	1	Joint And Shaft ASM
4	125-8769	1	Joint And Yoke ASM



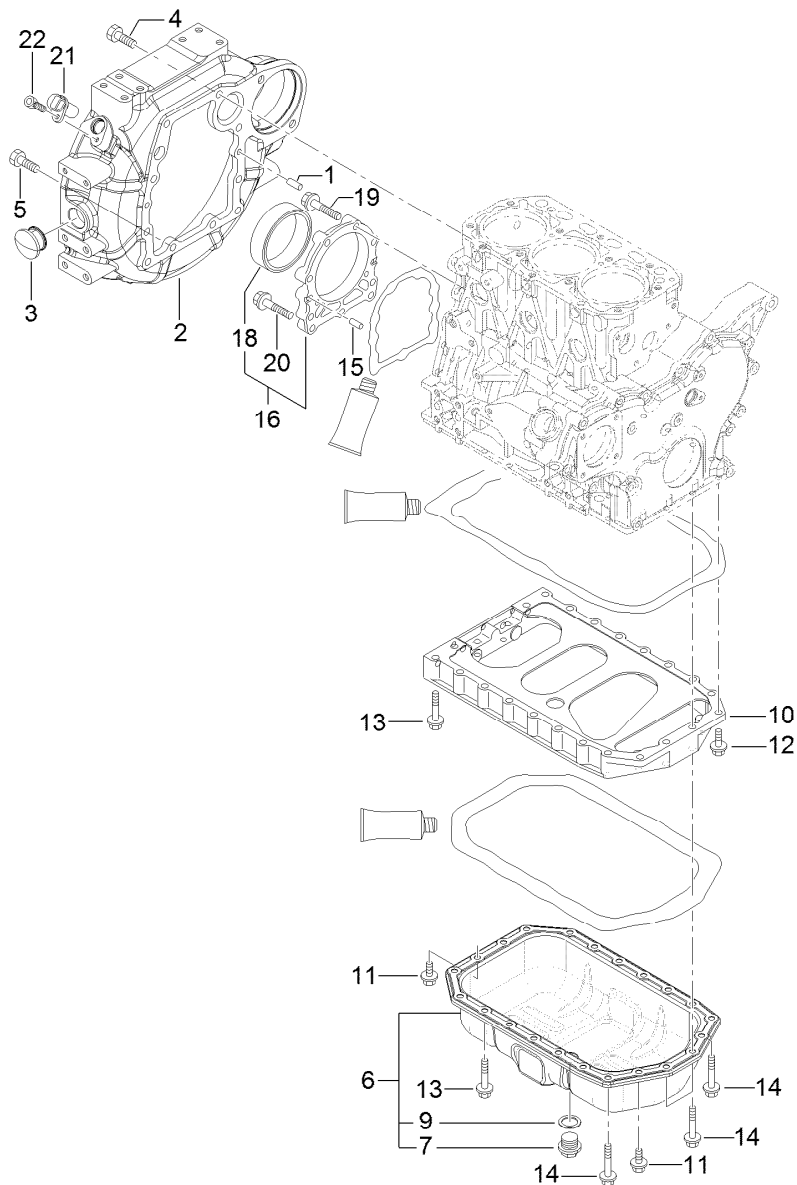
Cylinder Block Assembly

Ref.	Part Number	Qty.	Description	Ref.	Part Number	Qty.	Description
1	127-3750	1	Cylinder Block ASM	13	125-6973	1	Plug
4	125-6980	1	Plug	14	125-7237	1	Plug
5	125-7170	1	Plug	24	125-7010	2	Metal-Thrust
6	125-7007	8	Bolt	27	125-7006	14	Bolt
9	125-7108	1	Bushing	28	127-3751	1	Head Gasket ASM
10	125-7239	6	Plug	29	125-6981	4	Metal-Main
11	125-6969	1	Plug	32	125-7009	4	Metal-Main (0.25)
12	125-6973	2	Plug	35	125-7011	1	Metal-Thrust (0.25)



Gear Housing Assembly

<i>Ref.</i>	<i>Part Number</i>	<i>Qty.</i>	<i>Description</i>	<i>Ref.</i>	<i>Part Number</i>	<i>Qty.</i>	<i>Description</i>
1	127-3752	1	Case-Gear	11	125-7197	1	O-Ring
2	125-6995	2	Pin	12	127-3024	1	Gearcase Cover ASM
3	125-6972	1	Cover-Filler	14	125-6944	1	Seal-Oil
4	125-7107	2	Pipe	15	125-6977	1	Cover
5	125-6909	2	O-Ring	16	125-7174	1	Washer-Seal
6	127-2973	1	O-Ring	17	125-7214	4	Bolt
7	127-3753	1	Joint	18	125-7217	1	Bolt
8	125-7197	1	O-Ring	19	125-7218	7	Bolt
9	125-7214	3	Bolt	20	125-7222	3	Bolt
10	127-3754	1	Pipe	21	125-7224	4	Bolt

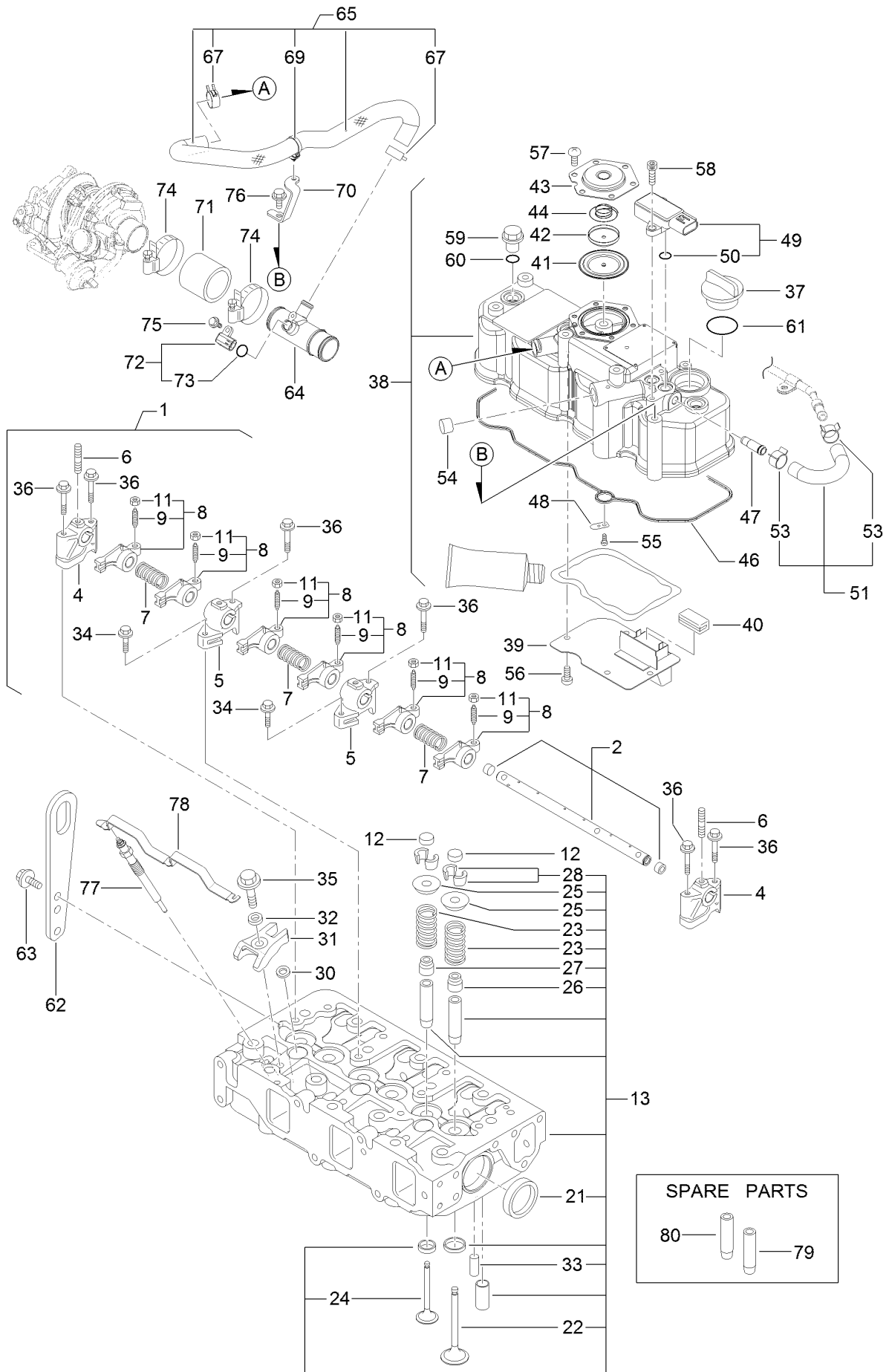


Flywheel Housing and Oil Sump Assembly

<i>Ref.</i>	<i>Part Number</i>	<i>Qty.</i>	<i>Description</i>
1	125-6995	1	Pin
2	127-3025	1	Housing-Flywheel
3	125-6910	1	Cap
4	125-7226	6	Bolt
5	125-7227	4	Bolt
6	127-3755	1	Oil Pan ASM
7	125-6912	1	Plug-Drain
9	125-7177	1	Washer-Seal
10	127-3756	1	Spacer
11	125-7214	4	Bolt

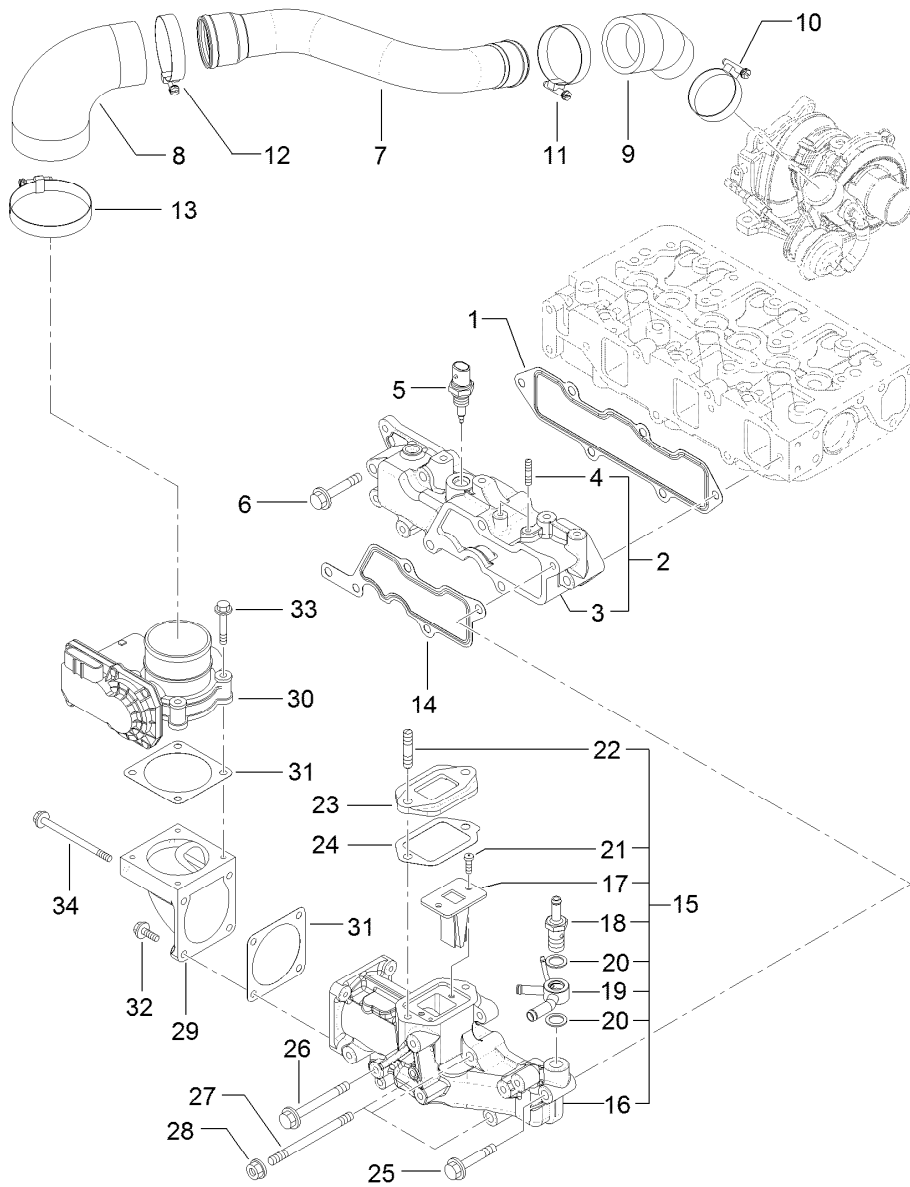
<i>Ref.</i>	<i>Part Number</i>	<i>Qty.</i>	<i>Description</i>
12	125-7215	2	Bolt
13	125-7219	16	Bolt
14	125-7220	4	Bolt
15	125-6995	2	Pin
16	125-6996	1	Case ASM
18	125-7106	1	Seal-Oil
19	125-7045	6	Bolt
20	125-7217	3	Bolt
21	127-3062	1	Sensor-Rev, Flywheel
22	127-3184	1	Bolt

Cylinder Head and Cover Assembly



Cylinder Head and Cover Assembly (continued)

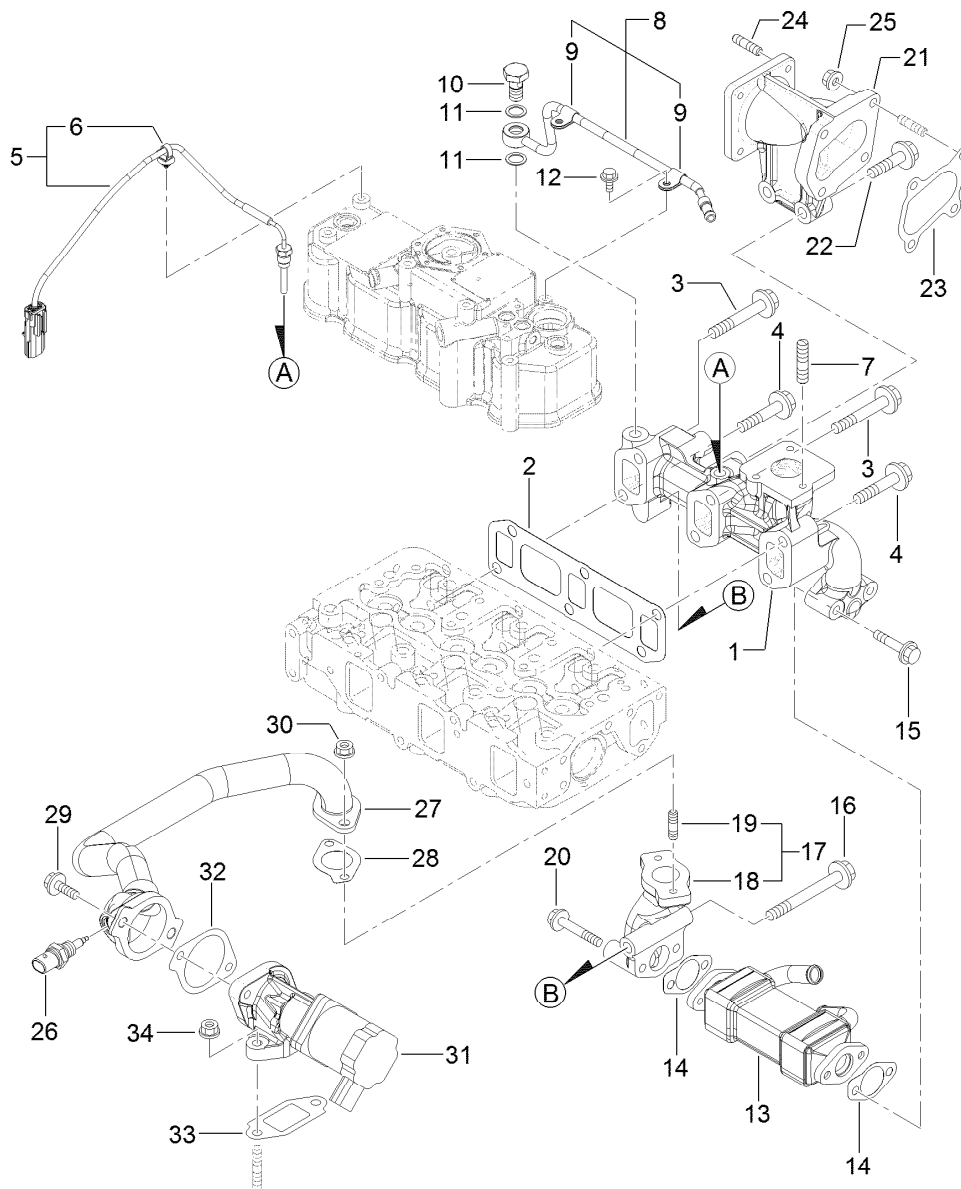
<i>Ref.</i>	<i>Part Number</i>	<i>Qty.</i>	<i>Description</i>	<i>Ref.</i>	<i>Part Number</i>	<i>Qty.</i>	<i>Description</i>
1	127-3757	1	Shaft ASM	46	127-3762	1	Gasket-Cover, Cylinder Head
2	127-3758	1	Shaft	47	127-3026	1	Joint
4	127-2974	2	Support	48	125-6994	1	Spring
5	127-2975	2	Support	49	127-3029	1	Sensor-Pressure
6	127-3759	3	Stud	50	127-3032	2	O Ring-Sensor, Pressure
7	127-2995	3	Spring	51	127-3040	1	Hose ASM
8	127-2989	6	Arm-Rocker	53	127-3041	2	Clip-Hose
9	125-7013	6	Screw-Adjust, Valve	54	125-6913	1	Plug
11	125-7014	6	Nut	55	125-7186	1	Screw
12	127-2996	6	Cap-Valve	56	125-7186	4	Screw
13	127-3760	1	Cylinder Head ASM	57	125-7186	6	Screw
21	125-7240	2	Plug	58	127-3184	2	Bolt
22	127-2990	3	Valve	59	125-6974	3	Knob
23	127-3012	6	Spring	60	93-0418	3	O-Ring
24	127-2994	3	Valve	61	125-7197	1	O-Ring
25	127-3013	6	Retainer-Spring	62	125-7111	1	Lifter
26	127-2986	3	Seal-Stem, Valve	63	125-7214	2	Bolt
27	127-3027	3	Seal-Stem, Valve	64	127-3763	1	Joint-Breather
28	127-3186	6	Pin-Cotter	65	127-3764	1	Hose Breather ASM
30	127-3021	3	Gasket-Injector	67	125-7040	2	Clip-Hose
31	127-3028	3	Retainer-Injector	69	127-3087	1	Band-Clip
32	127-2980	3	Washer-Injector	70	127-3765	1	Stay-Hose, Breather
33	125-7184	2	Pin-Spring	71	127-3766	1	Hose, Air
34	125-7215	2	Bolt	72	127-3030	1	Sensor-Temp, Air
35	125-7217	3	Bolt	73	127-3033	1	O-Ring
36	125-7220	6	Bolt	74	127-3767	2	Clamp 50
37	125-6972	1	Cover-Filler	75	125-7208	1	Bolt
38	127-3761	1	Cylinder Head Cover ASM	76	92-0803	1	Bolt
39	127-2988	1	Plate	77	127-2991	3	Plug-Glow
40	125-7012	1	Baffle	78	127-3768	1	Connector-Plug, Glow
41	125-6959	1	Diaphragm	79	127-2979	3	Guide
42	125-6960	1	Plate	80	127-2997	3	Guide-Valve
43	125-6961	1	Plate-Breather				
44	125-6962	1	Spring-Diaphragm				



Suction Manifold Assembly

Ref.	Part Number	Qty.	Description
1	127-3769	1	Gasket-Manifold, Intake
2	127-3770	1	Intake Manifold ASM
3	127-3771	1	Manifold-Intake, Air
4	127-3180	2	Stud
5	127-3031	1	Sensor-Temp, Air
6	125-7220	3	Bolt
7	127-3772	1	Duct Suction
8	127-3096	1	Joint-Rubber
9	127-3773	1	Joint, Rubber
10	125-7189	1	Clamp-Hose
11	127-3170	1	Clamp-Hose
12	125-7190	1	Clamp-Hose
13	127-3171	1	Clamp-Hose
14	127-3034	1	Gasket-Collector
15	127-3093	1	Intake Collector ASM
16	127-3092	1	Collector-Intake
17	127-3139	1	Valve-Reed

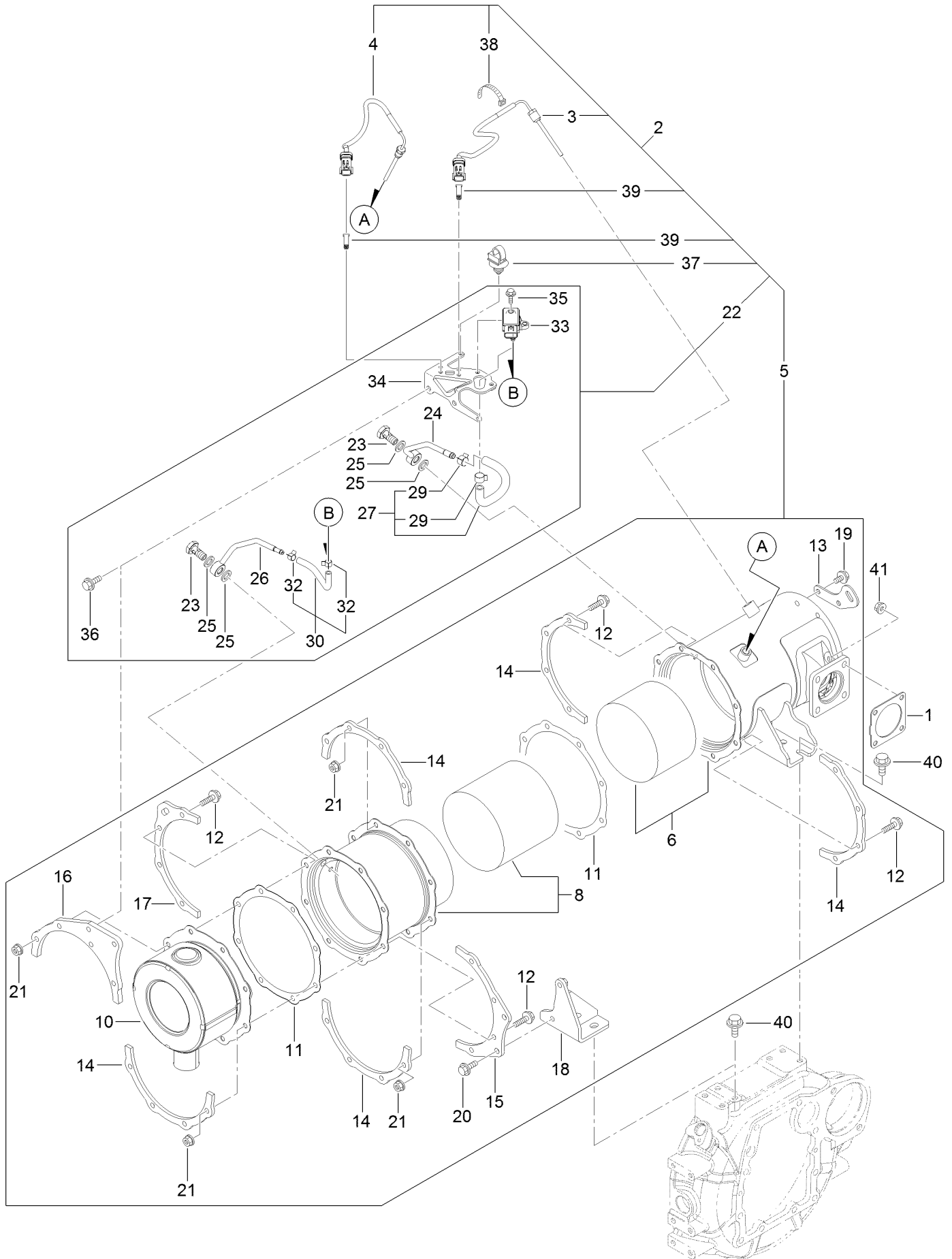
Ref.	Part Number	Qty.	Description
18	127-3080	1	Joint-Hose
19	127-3081	1	Joint-Hose
20	127-3166	1	Washer-Seal
21	127-3168	11	Screw
22	127-3181	1	Stud
23	127-3045	1	Spacer-Valve, E G R
24	127-3046	1	Gasket-E G R
25	125-7220	1	Bolt
26	127-3178	1	Bolt
27	127-3182	3	Stud
28	125-7229	3	Nut
29	127-3035	1	Bend-Inlet
30	127-3036	1	Body-Throttle
31	127-3037	2	Gasket-Throttle
32	125-7209	2	Bolt
33	125-7211	4	Bolt
34	127-3177	2	Bolt



Exhaust Manifold Assembly

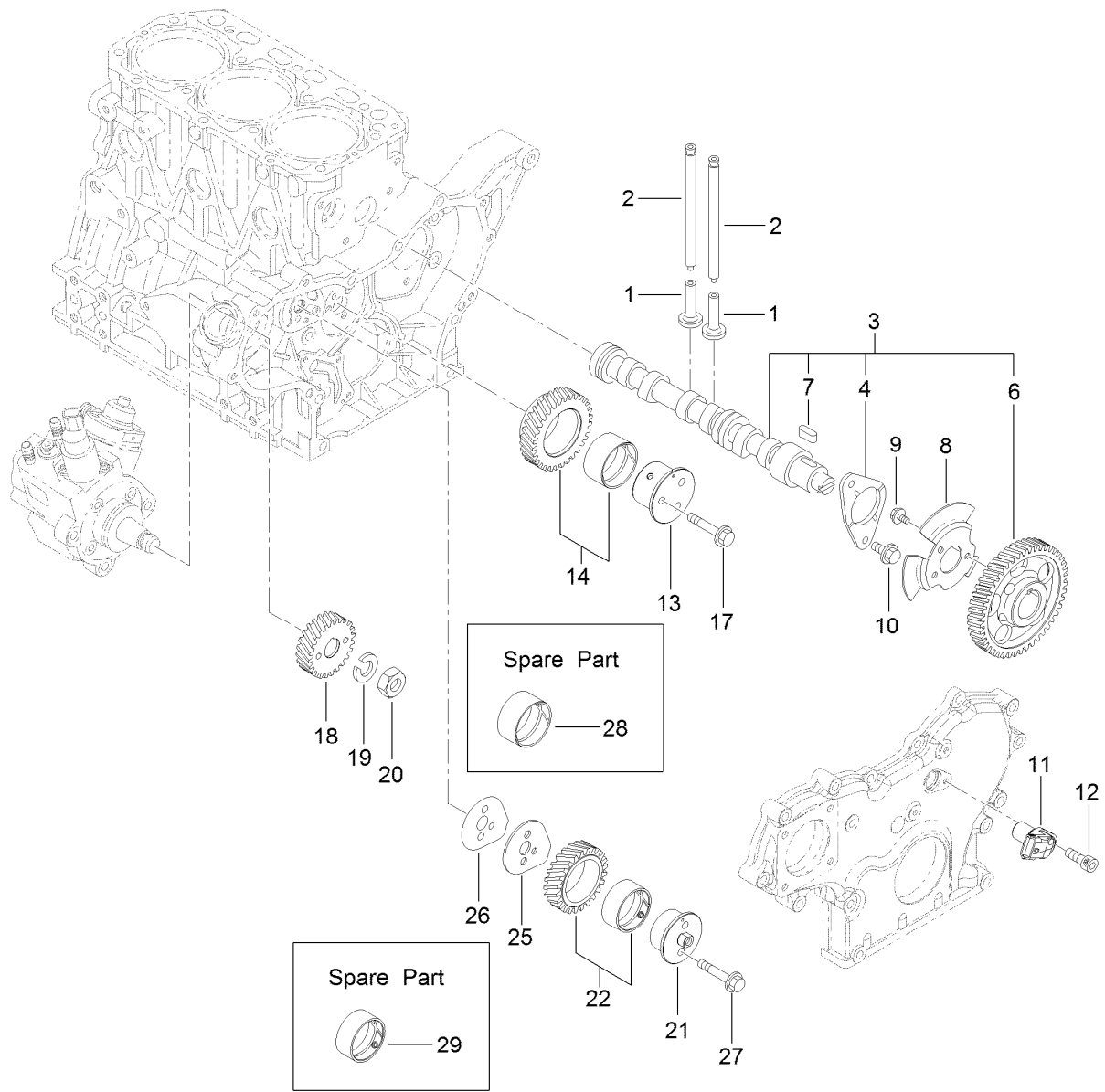
Ref.	Part Number	Qty.	Description	Ref.	Part Number	Qty.	Description
1	127-3774	1	Manifold-Exhaust	18	127-3049	1	Pipe-Out, E G R
2	127-3775	1	Gasket-Manifold, Exhaust	19	125-7043	2	Stud
3	127-3776	4	Bolt-Flange	20	125-7220	2	Bolt
4	127-3094	2	Bolt	21	127-3778	1	Pipe Extension ASM
5	127-3777	1	Sensor-Temp, Exhaust	22	127-3138	2	Bolt-Flange
6	127-3087	1	Band-Clip	23	127-3779	1	Gasket-Out, T C
7	125-7043	3	Stud	24	125-6906	4	Stud
8	127-3038	1	Exhaust Pipe ASM	25	125-7229	4	Nut
9	127-3173	2	Clamp	26	127-3047	1	Sensor-Gas Temp, E G R
10	127-3039	1	Bolt-Joint, Pipe	27	127-3780	1	E G R Pipe ASM
11	127-3174	2	Gasket	28	127-3016	1	Gasket
12	125-7206	2	Bolt	29	125-7215	2	Bolt
13	127-3042	1	Cooler-E G R	30	125-7229	2	Nut
14	127-3043	2	Gasket-Cooler, E G R	31	127-3781	1	Valve-E G R
15	127-2976	2	Bolt	32	127-3050	1	Gasket-Intake Valve, E G R
16	127-3022	1	Bolt-Flange	33	127-3051	1	Gasket-Out Valve, E G R
17	127-3048	1	E G R Pipe ASM	34	125-7229	2	Nut

Diesel Particulate Filter Assembly



Diesel Particulate Filter Assembly (continued)

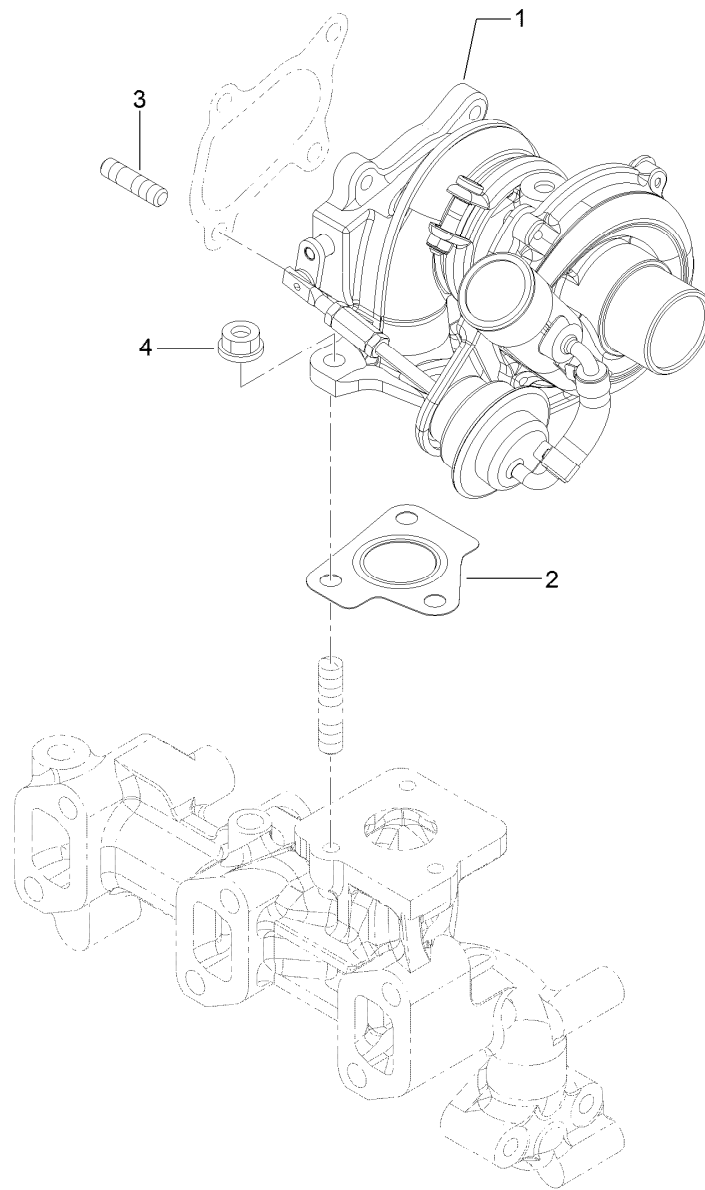
<i>Ref.</i>	<i>Part Number</i>	<i>Qty.</i>	<i>Description</i>	<i>Ref.</i>	<i>Part Number</i>	<i>Qty.</i>	<i>Description</i>
1	127-3019	1	Gasket	22	127-3794	1	Pressure Sensor Unit
2	127-3782	1	D P F Unit	23	127-3039	2	Bolt-Joint, Pipe
3	127-3111	1	Sensor-Temp, Exhaust	24	127-3795	1	Pipe-Sensor
4	127-3112	1	Sensor-Temp, Exhaust	25	127-3056	4	Gasket-Sensor
5	127-3783	1	D P F ASM	26	127-3796	1	Pipe-Sensor
6	127-3784	1	Case-D O C	27	127-3114	1	Exhaust Hose ASM
8	127-3785	1	Case-Filter, Soot	29	127-3057	2	Clip-Hose
10	127-3786	1	Silencer-D P F	30	127-3059	1	Exhaust Pressure Hose ASM
11	127-3787	2	Gasket-D P F	32	127-3058	2	Clip-Hose
12	127-3055	16	Bolt	33	127-3060	1	Sensor-Pressure
13	127-3788	1	Lifter-D P F	34	127-3061	1	Bracket-Sensor, Pressure
14	127-3789	5	Stiffener-D P F, A	35	125-7208	2	Bolt
15	127-3790	1	Stiffener-D P F, B	36	125-7595	2	Bolt
16	127-3791	1	Stiffener-D P F, C	37	127-3087	1	Band-Clip
17	127-3792	1	Stiffener-D P F, C	38	127-3124	1	Band
18	127-3793	1	Stay-D P F	39	127-3088	2	Clip-Connector
19	125-7213	2	Bolt	40	127-3179	4	Bolt
20	125-7594	2	Bolt	41	125-7229	4	Nut
21	125-7229	16	Nut				



Camshaft and Driving Gear Assembly

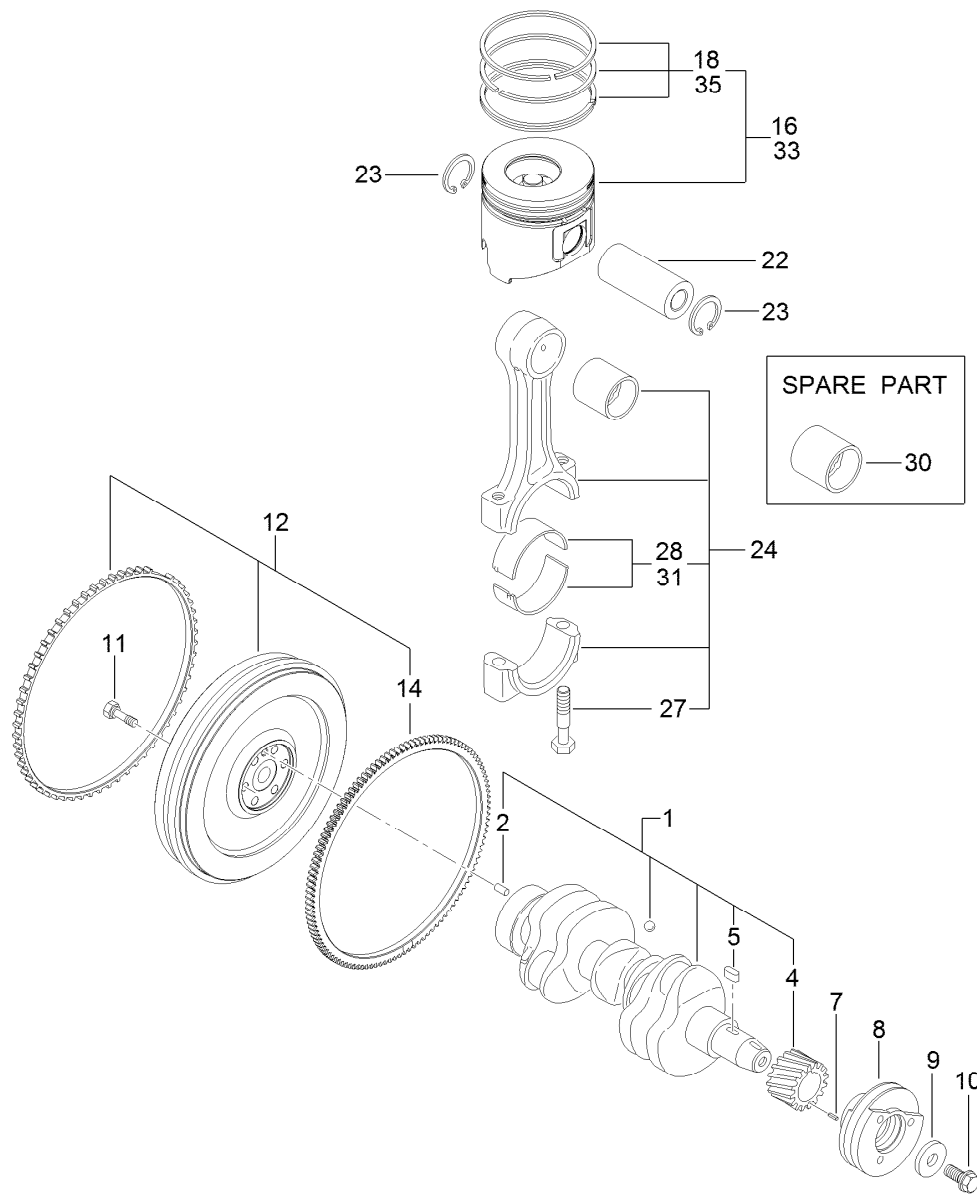
Ref.	Part Number	Qty.	Description
1	125-7016	6	Tappet
2	125-7017	6	Rod-Push
3	127-3797	1	Camshaft ASM
4	125-7008	1	Metal-Thrust
6	127-3052	1	Gear-Camshaft
7	125-7185	1	Key
8	127-3053	1	Pulser-Camshaft
9	125-7205	3	Bolt
10	125-7213	2	Bolt
11	127-3054	1	Sensor-Rev, Gear
12	127-3184	1	Bolt
13	127-3063	1	Shaft-Idle, Gear A

Ref.	Part Number	Qty.	Description
14	127-3066	1	Idle Gear A ASM
17	125-7219	3	Bolt
18	127-3070	1	Gear-Pump, Supply
19	127-3167	1	Washer-Spring
20	127-3185	1	Nut-Lock
21	127-3064	1	Shaft-Idle, Gear B
22	127-3067	1	Idle Gear B ASM
25	127-3068	1	Plate-Idle, Shaft
26	127-3069	1	Gasket-Idle, Shaft B
27	125-7218	2	Bolt
28	125-6927	1	Bushing
29	127-3065	1	Bushing



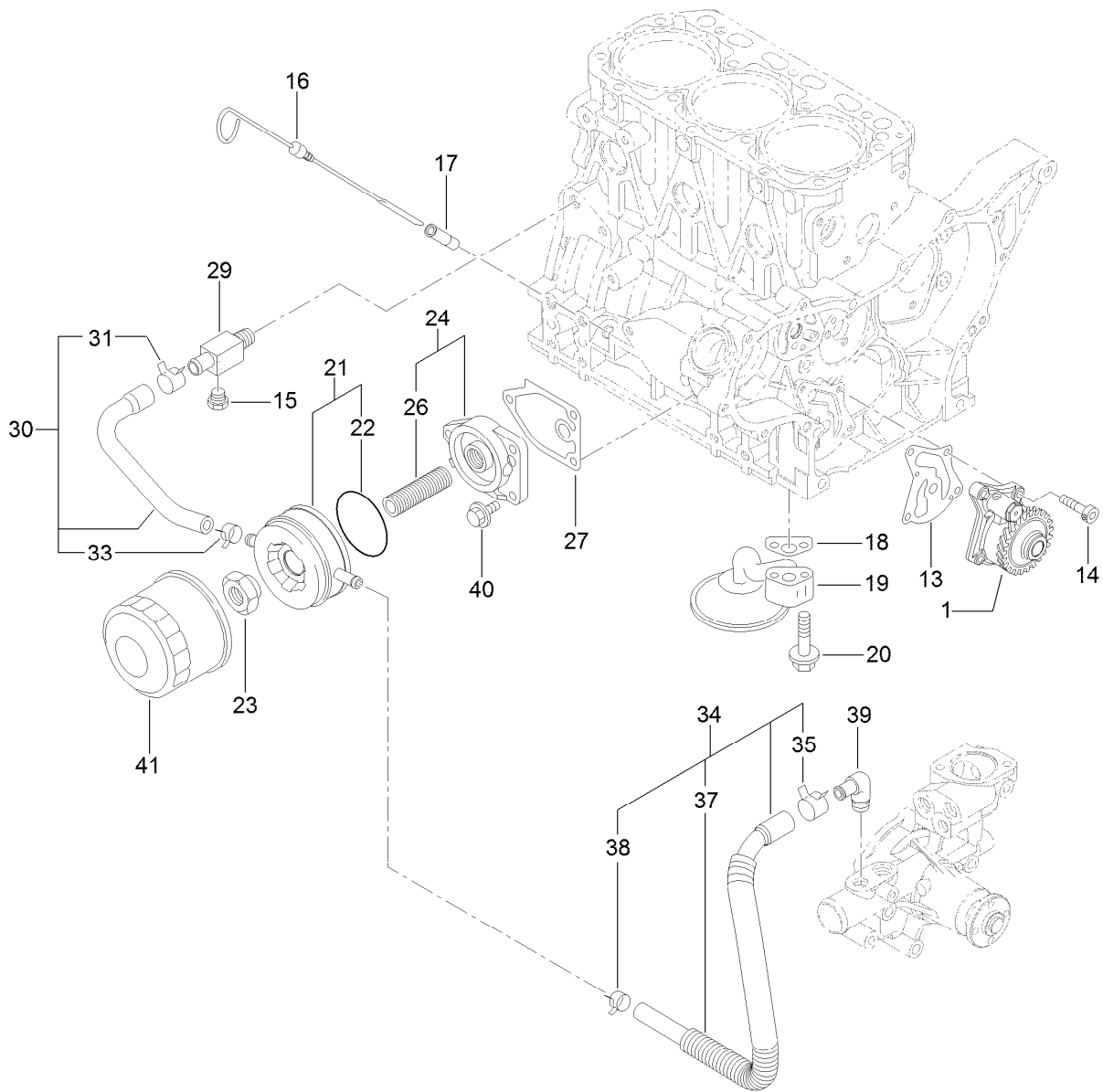
Turbine Assembly

<i>Ref.</i>	<i>Part Number</i>	<i>Qty.</i>	<i>Description</i>
1	127-3798	1	R H F 3 Turbine ASM
2	127-3799	1	Gasket-In, T C
3	125-6906	4	Stud
4	125-7229	3	Nut



Crankshaft and Piston Assembly

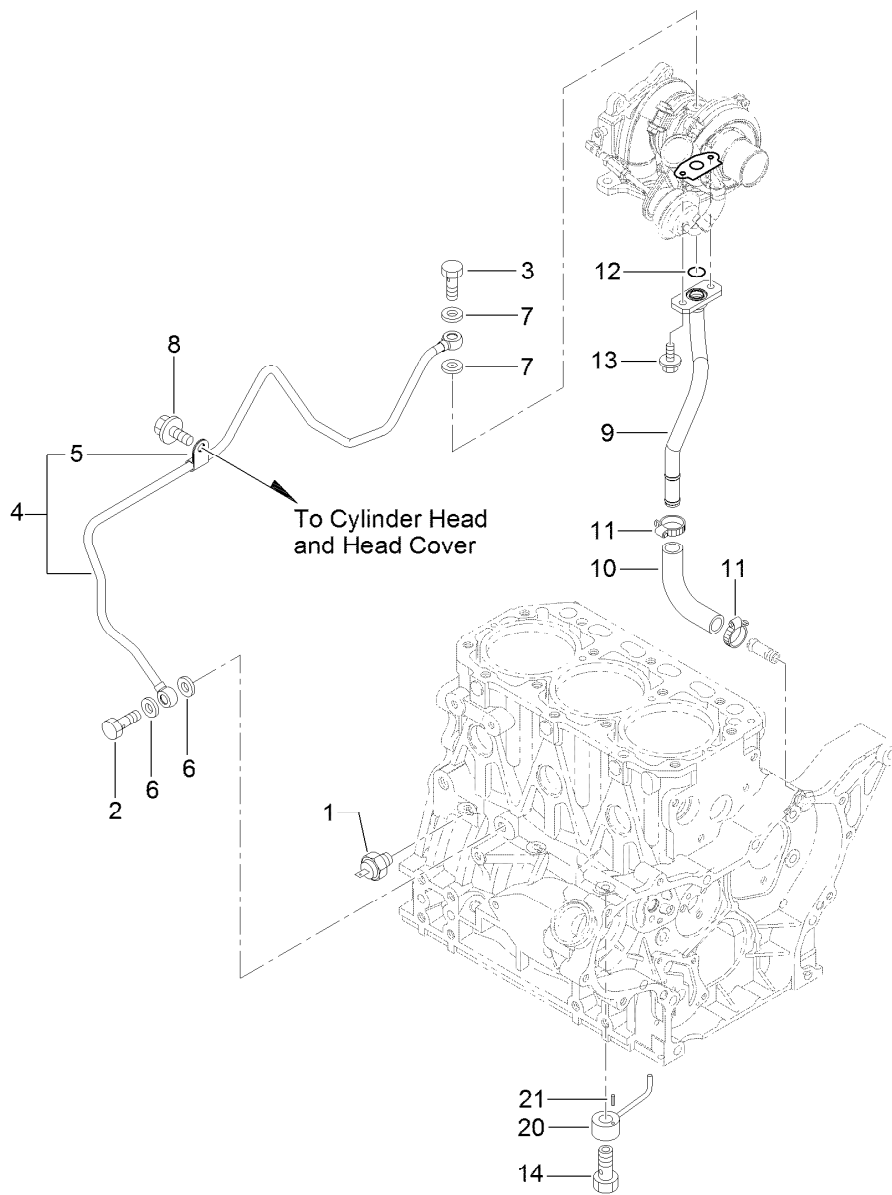
Ref.	Part Number	Qty.	Description	Ref.	Part Number	Qty.	Description
1	127-3800	1	Crankshaft ASM	16	127-3097	3	Piston ASM
2	125-6995	1	Pin	18	127-3098	3	Piston Ring ASM
4	125-6937	1	Gear	22	125-7030	3	Pin
5	125-7185	1	Key	23	125-7180	6	Ring
7	125-7182	1	Pin-Spring	24	125-7242	3	Connecting Rod ASM
8	127-3801	1	Pulley-V	27	125-6955	6	Bolt
9	125-7109	1	Washer	28	125-7018	3	Pin-Crank
10	125-6956	1	Bolt	30	125-6997	3	Pin-Piston
11	125-6951	6	Bolt	31	125-7019	3	Pin-Crank (.25)
12	127-3802	1	Flywheel ASM	33	127-3099	3	Piston ASM (0.25 O.S.)
14	125-6943	1	Gear	35	127-3100	3	Piston Ring ASM (0.25 O.S.)



Lubrication and Oil System Assembly

Ref.	Part Number	Qty.	Description
1	127-3101	1	Oil Lube Pump ASM
13	127-3004	1	Gasket
14	125-7232	4	Bolt
15	125-7171	1	Plug-Drain
16	125-6987	1	Dipstick
17	125-6954	1	Guide-Dipstick
18	125-7022	1	Gasket
19	127-3803	1	Pipe ASM
20	125-7217	2	Bolt
21	125-7074	1	Cooler ASM
22	125-7075	1	O-Ring
23	125-7041	1	Nut-Cooler, Oil
24	125-6989	1	Bracket ASM

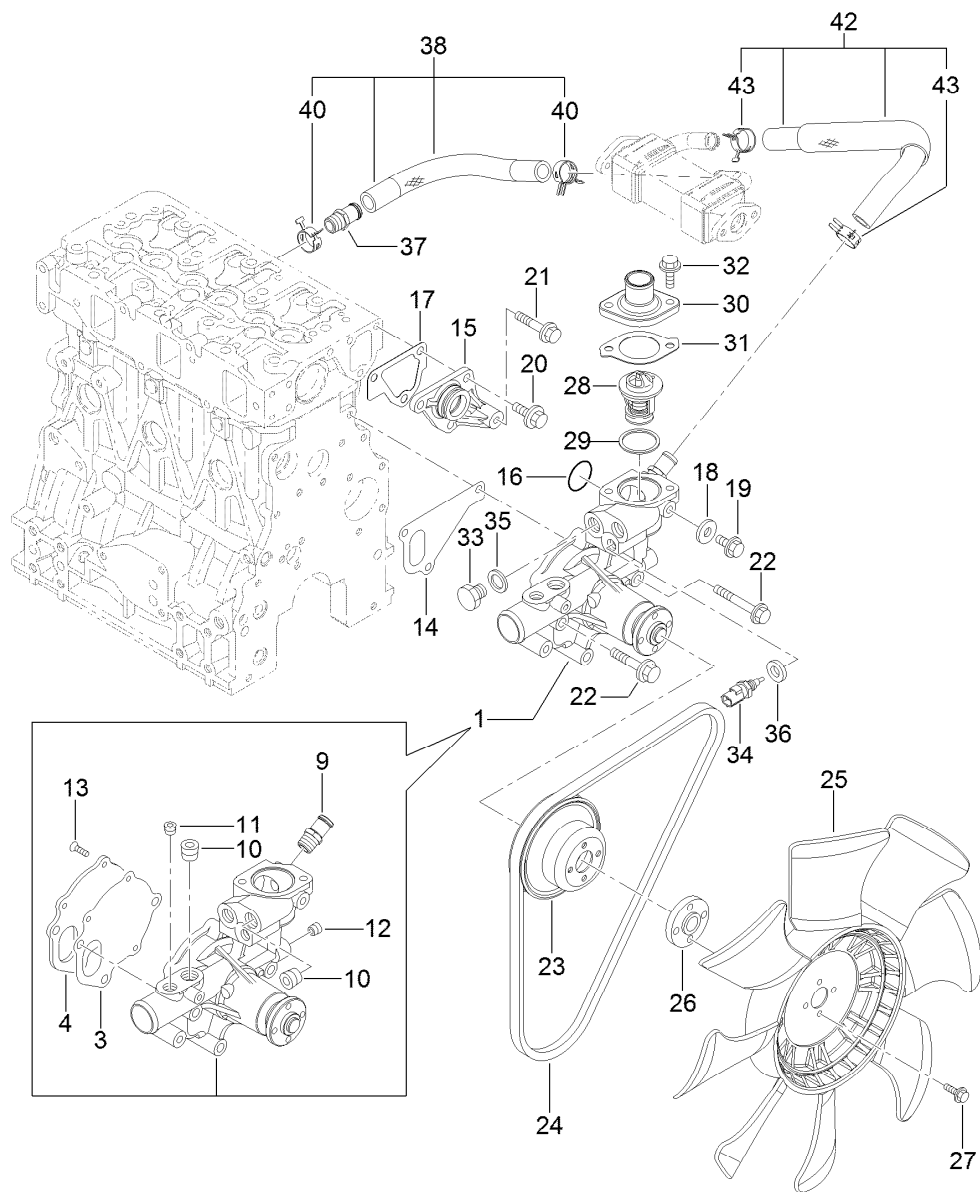
Ref.	Part Number	Qty.	Description
26	125-7042	1	Stud
27	125-7024	1	Gasket
29	125-6990	1	Joint
30	125-7078	1	Pipe ASM
31	125-7162	1	Clip
33	125-7191	1	Clamp-Hose
34	127-3804	1	Pipe ASM
35	125-7162	1	Clip
37	127-3805	1	Tube
38	125-7191	1	Clamp-Hose
39	125-7001	1	Elbow
40	125-7595	3	Bolt
41	125-7025	1	Filter-Engine, Oil



Lubrication Oil Line Assembly

Ref.	Part Number	Qty.	Description
1	125-6918	1	Switch-Oil
2	125-6975	1	Bolt-Joint, Pipe
3	125-6952	1	Bolt-Joint, Pipe
4	127-3806	1	Lube Oil Pipe ASM
5	125-6976	1	Retainer
6	125-7175	2	Washer-Seal
7	125-7193	2	Gasket
8	93-0362	1	Bolt

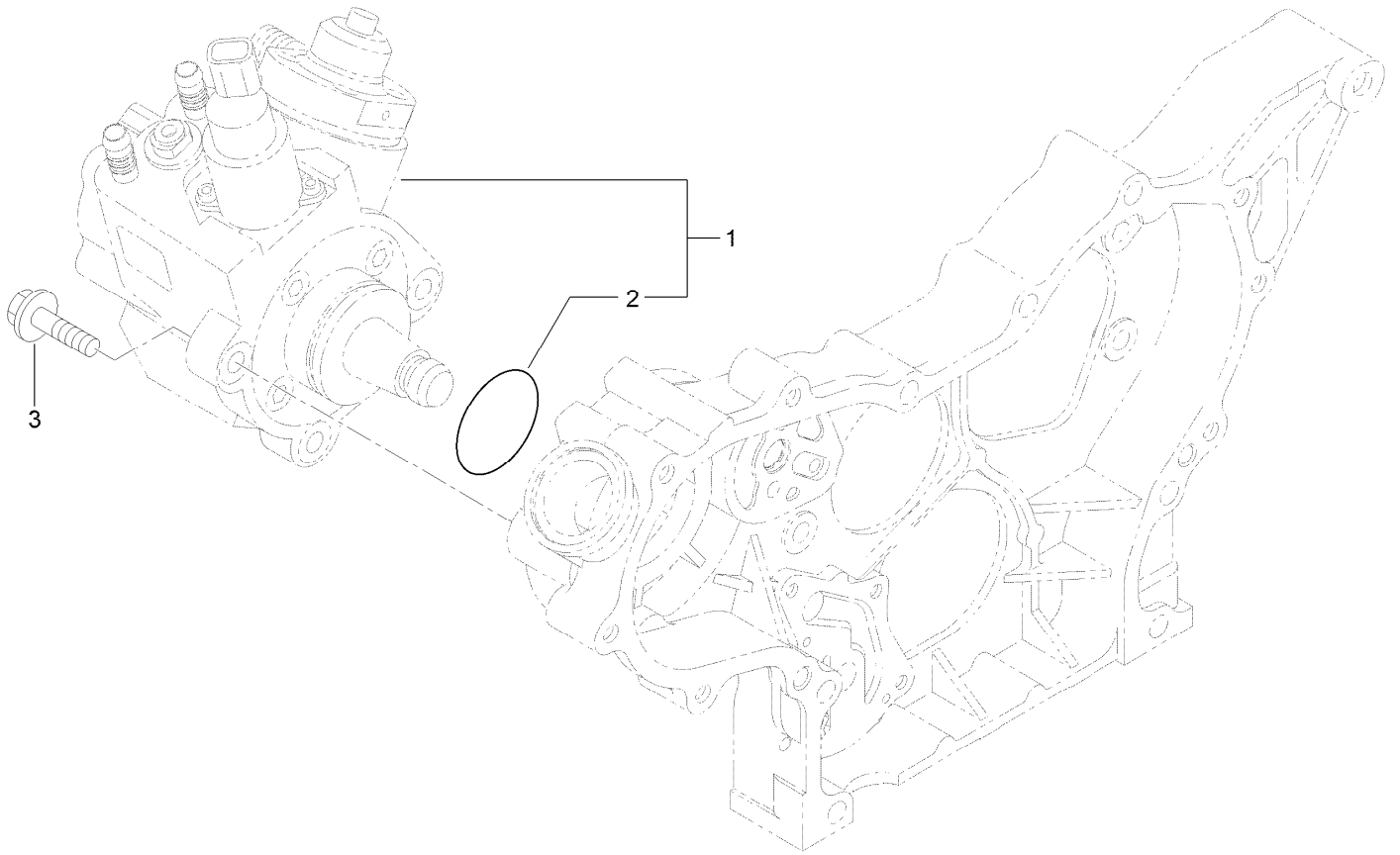
Ref.	Part Number	Qty.	Description
9	127-3807	1	Pipe-Return, Lube Oil
10	127-3808	1	Joint
11	127-3169	2	Clamp-Hose
12	125-7198	1	O-Ring
13	125-7208	2	Bolt
14	125-7105	3	Check Valve ASM
20	125-7098	3	Nozzle
21	125-7182	3	Pin-Spring



Cooling Water System Assembly

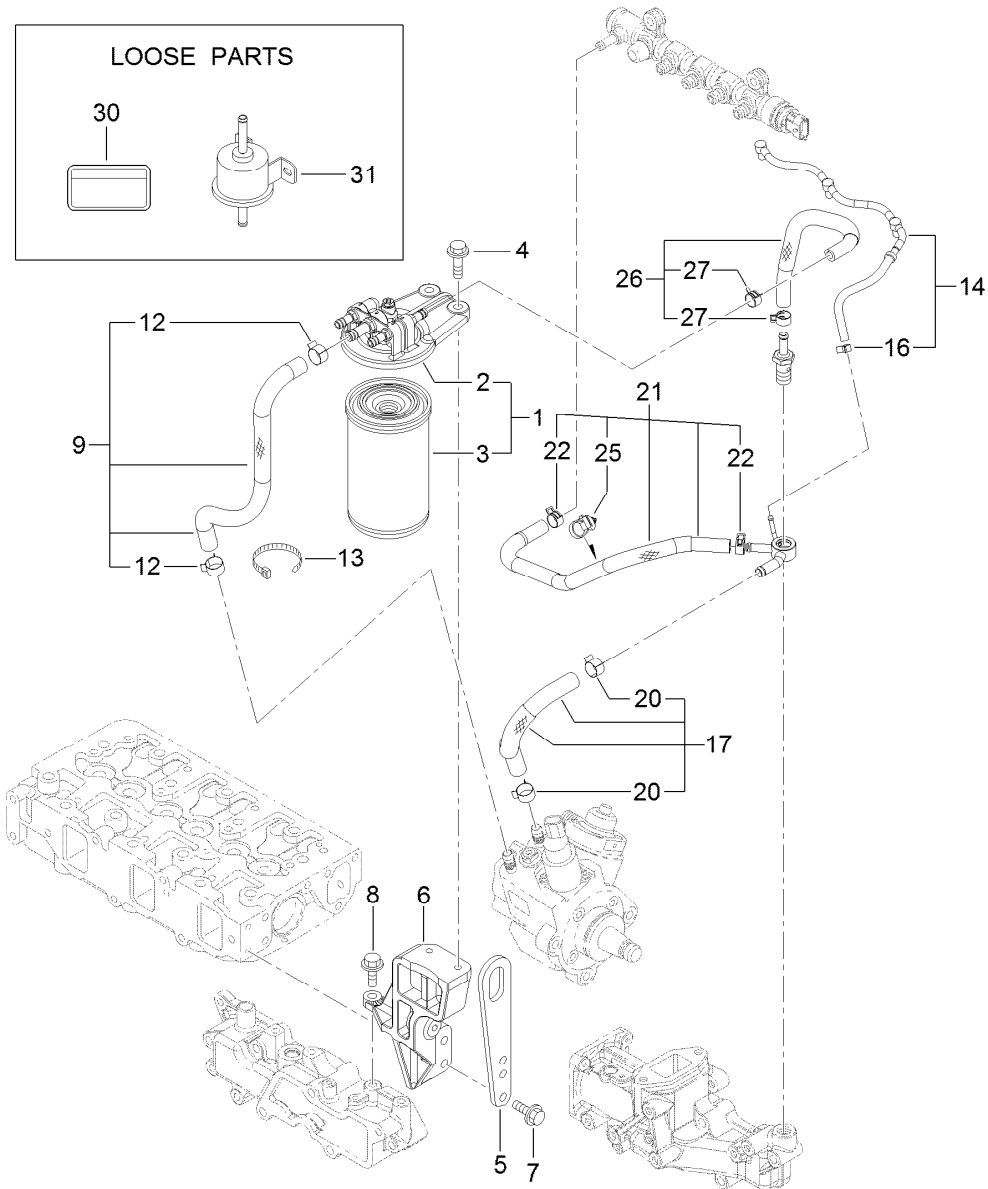
Ref.	Part Number	Qty.	Description
1	127-3071	1	Water Pump ASM
3	125-6998	1	Gasket
4	125-6999	1	Plate
9	127-3017	1	Joint
10	125-7123	2	Plug
11	127-3175	1	Plug
12	125-7195	1	Plug
13	125-7234	3	Screw
14	125-7047	1	Gasket
15	125-6986	1	Joint
16	125-7048	1	O-Ring
17	125-6978	1	Gasket
18	125-7192	1	Gasket
19	93-0362	1	Bolt
20	125-7214	3	Bolt
21	125-7219	1	Bolt
22	125-7222	3	Bolt
23	125-7039	1	V-Pulley

Ref.	Part Number	Qty.	Description
24	127-2998	1	V-Belt
25	127-3809	1	Fan
26	127-3810	1	Spacer
27	125-7209	4	Bolt
28	125-7029	1	Thermostat
29	125-7026	1	Gasket
30	125-7034	1	Cover
31	125-7110	1	Gasket
32	125-7594	2	Bolt
33	125-6953	1	Plug
34	125-7124	1	Sensor-Thermostat, CW
35	125-6979	1	Gasket
36	125-7176	1	Washer-Seal
37	127-3017	1	Joint
38	127-3072	1	Water In Pipe ASM
40	127-3020	2	Clip-Hose
42	127-3811	1	CW Pipe ASM
43	127-3020	2	Clip-Hose



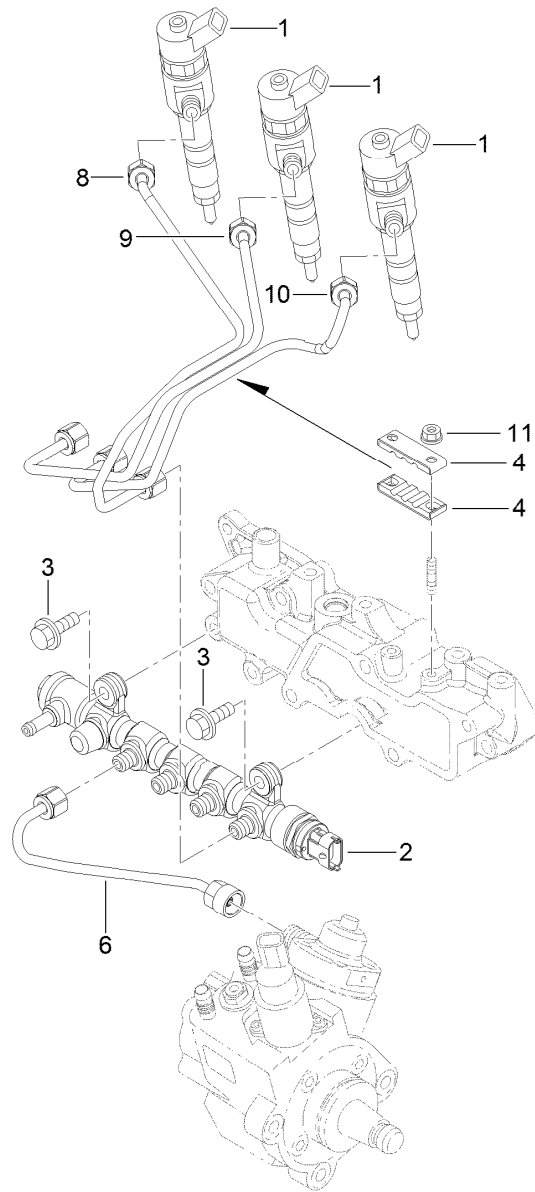
Fuel System Assembly

<i>Ref.</i>	<i>Part Number</i>	<i>Qty.</i>	<i>Description</i>
1	127-3073	1	Fuel Pump ASM
2	127-3074	1	O-Ring
3	125-7216	3	Bolt



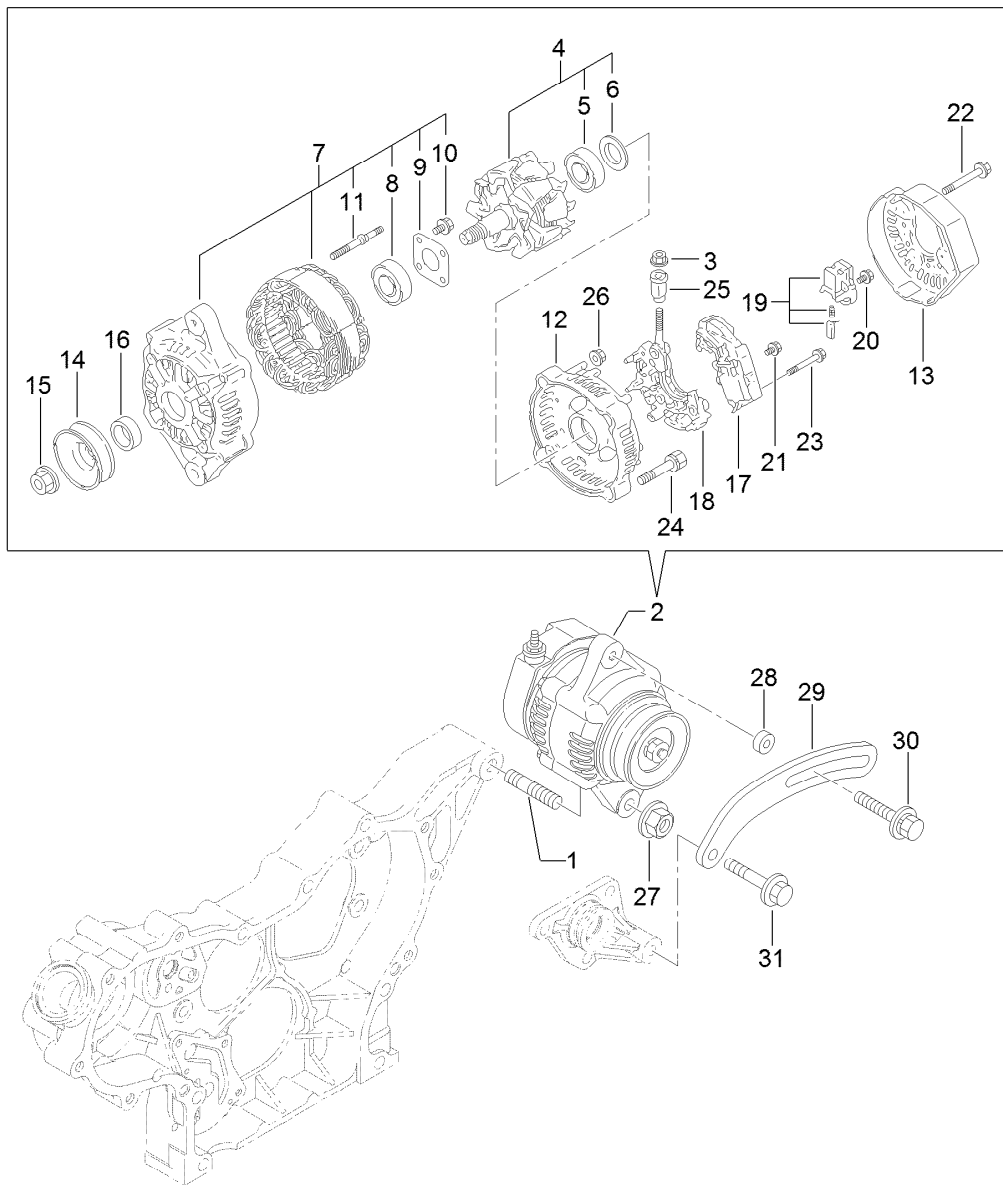
Fuel Line Assembly

Ref.	Part Number	Qty.	Description	Ref.	Part Number	Qty.	Description
1	127-3075	1	Fuel/Oil Filter ASM	14	127-3816	1	Fuel/Oil Return Pipe ASM
2	127-3076	1	Fuel/Oil Filter Bracket ASM	16	127-3172	1	Clamp-Hose
3	125-8752	1	Filter-Fuel/Oil	17	127-3078	1	Fuel Pipe ASM
4	125-7216	2	Bolt	20	125-7191	2	Clamp-Hose
5	125-7111	1	Lifter	21	127-3817	1	Fuel Pipe ASM
6	127-3815	1	Filter Bracket ASM	22	127-2950	2	Clip-Hose
7	125-7215	2	Bolt	25	127-3087	1	Band-Clip
8	125-7215	1	Bolt	26	127-3079	1	Fuel Pipe ASM
9	127-3077	1	Fuel Pipe ASM	27	127-2950	2	Clip-Hose
12	125-7191	2	Clamp-Hose	30	125-6900	1	Label-Caution, Fuel Oil
13	127-2981	1	Band	31	127-3008	1	Fuel Feed Pump ASM



Fuel Injection Valve Assembly

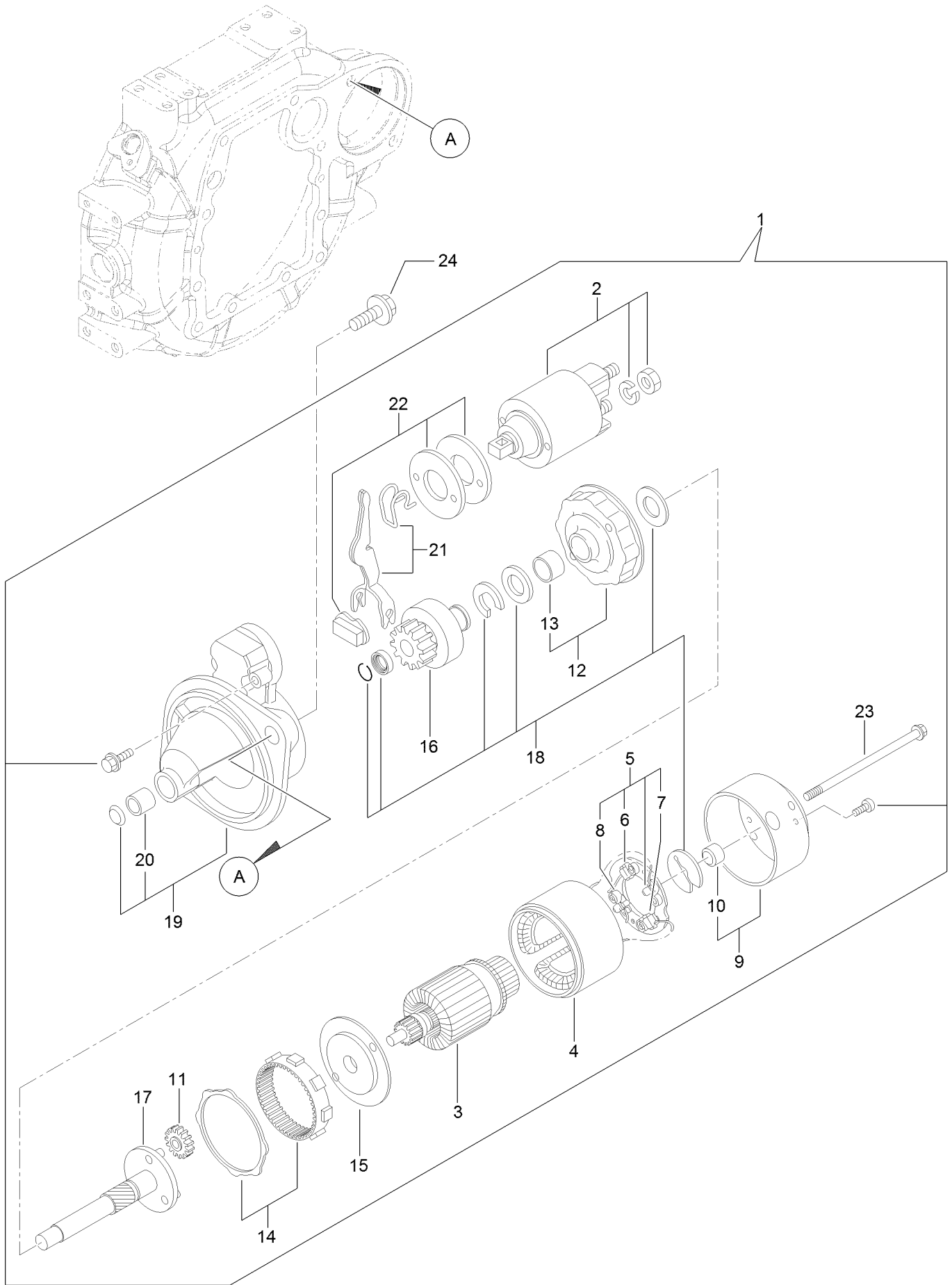
Ref.	Part Number	Qty.	Description
1	127-3104	3	Injector ASM
2	127-3812	1	Rail ASM
3	125-7215	2	Bolt
4	127-3813	2	Retainer
6	127-3082	1	Rail In Pipe ASM
8	127-3814	1	Injection Pipe ASM
9	127-3083	1	Injection Pipe ASM
10	127-3084	1	Injection Pipe ASM
11	125-7231	2	Nut



Generator Assembly

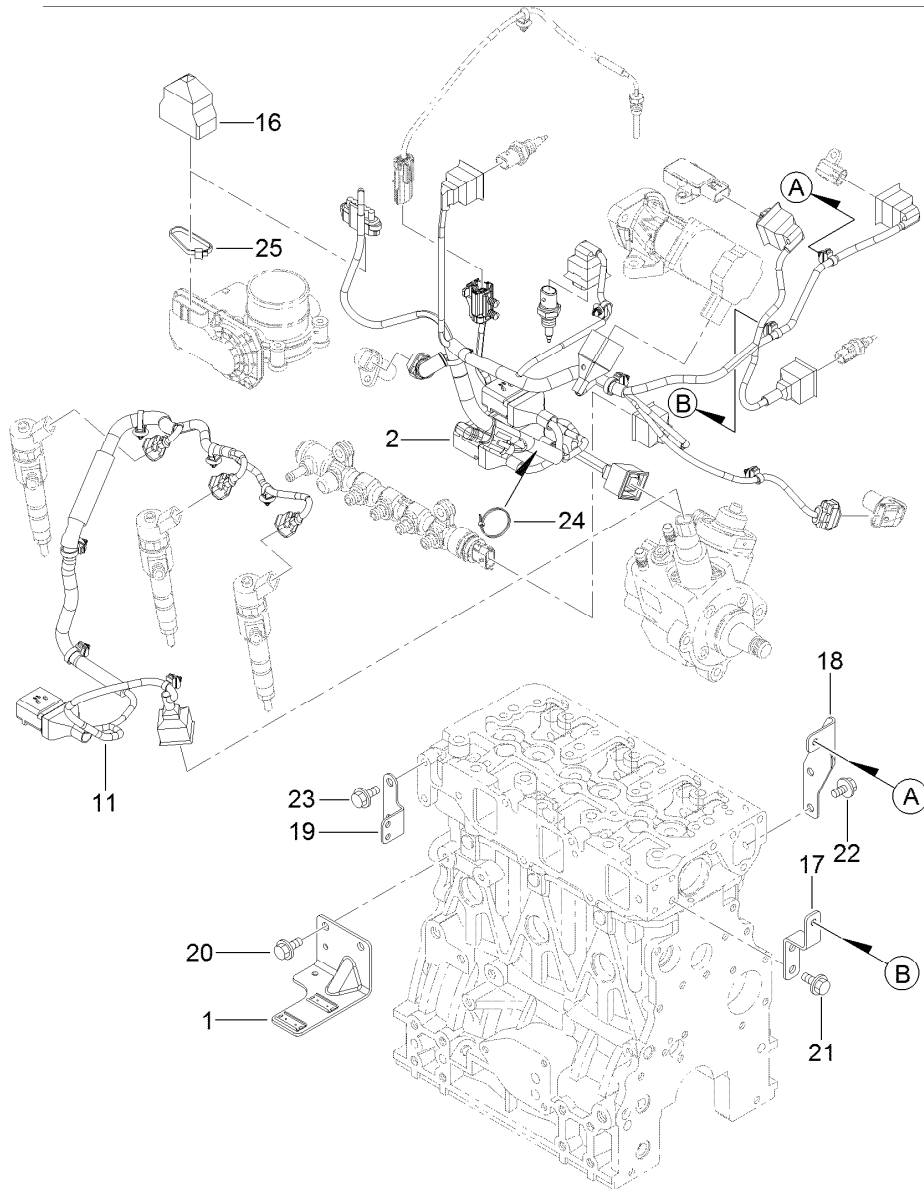
<i>Ref.</i>	<i>Part Number</i>	<i>Qty.</i>	<i>Description</i>	<i>Ref.</i>	<i>Part Number</i>	<i>Qty.</i>	<i>Description</i>
1	127-3011	1	Stud	17	127-3847	1	Regulator ASM
2	127-3841	1	Generator	18	127-3848	1	Holder
3	127-3842	1	Nut	19	127-2993	1	Holder
4	127-3843	1	Rotor ASM	20	127-2965	6	Screw
5	127-2983	1	Bearing-Ball	21	127-2966	1	Screw
6	127-2962	1	Cover	22	127-2967	3	Bolt
7	127-3844	1	Frame ASM	23	127-2968	2	Screw
8	127-2958	1	Bearing-Ball	24	127-2969	2	Bolt
9	127-2959	1	Plate-Retainer	25	127-2970	1	Bushing-Insulation
10	127-2960	4	Screw	26	127-2971	2	Nut
11	127-2961	2	Stud	27	125-7230	1	Nut
12	127-3845	1	Frame	28	125-6947	1	Spacer
13	127-3846	1	Cover	29	127-2977	1	Adjuster
14	127-2954	1	Pulley	30	125-7134	1	Bolt
15	127-2955	1	Nut	31	125-7219	1	Bolt
16	127-2957	1	Collar				

Starting Motor Assembly



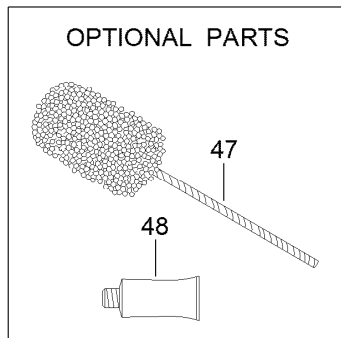
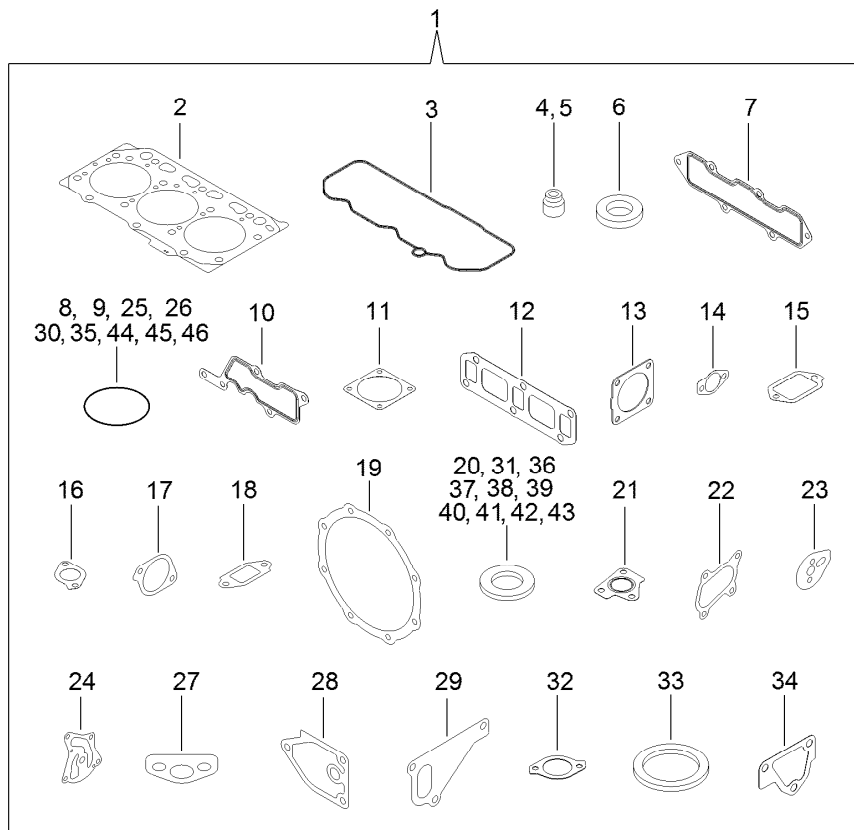
Starting Motor Assembly (continued)

<i>Ref.</i>	<i>Part Number</i>	<i>Qty.</i>	<i>Description</i>	<i>Ref.</i>	<i>Part Number</i>	<i>Qty.</i>	<i>Description</i>
1	127-3818	1	Starter ASM	13	127-3830	1	Bracket
2	127-3819	1	Switch ASM	14	127-3831	1	Gear
3	127-3820	1	Armature ASM	15	127-3832	1	Bracket
4	127-3821	1	Yoke ASM	16	127-3833	1	Pinion ASM
5	127-3822	1	Brush Holder ASM	17	127-3834	1	Shaft
6	127-3823	2	Brush	18	127-3835	1	Washer Set
7	127-3824	1	Brush Set	19	127-3836	1	Case ASM
8	127-3825	4	Spring	20	127-3837	1	Metal-Starter
9	127-3826	1	Cover ASM	21	127-3838	1	Lever Set
10	127-3827	1	Metal	22	127-3839	1	Dust Cover ASM
11	127-3828	3	Gear	23	127-3840	2	Bolt-Through
12	127-3829	1	Bracket	24	125-7225	2	Bolt



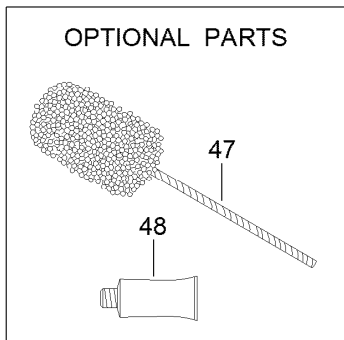
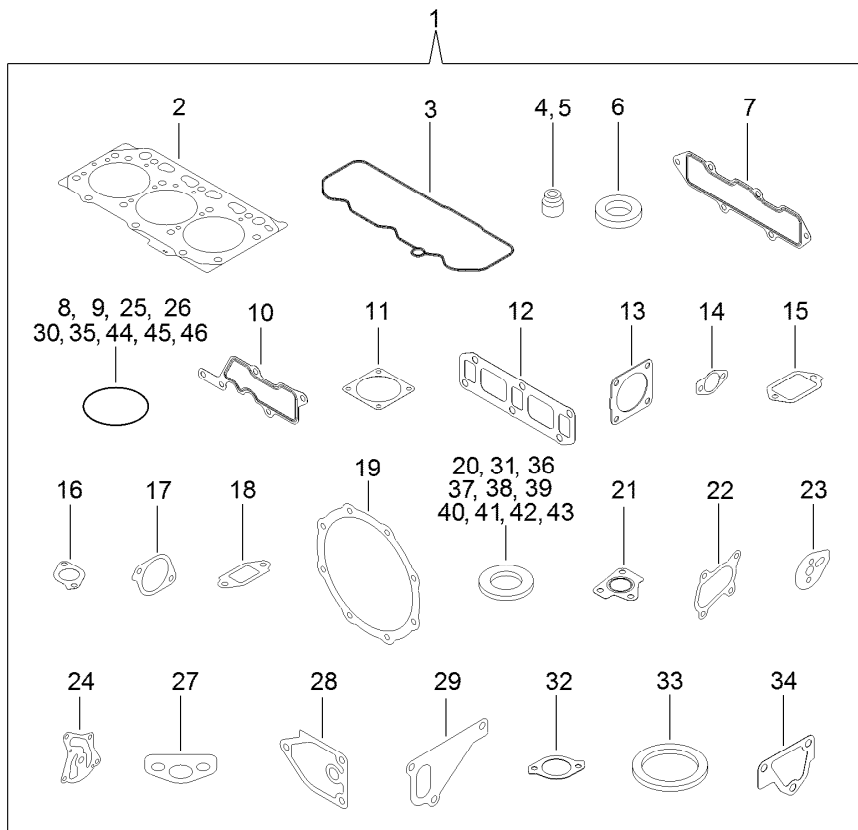
Electric Parts Assembly

Ref.	Part Number	Qty.	Description
1	127-3086	1	Bracket-Connector
2	127-3850	1	Harness B-Engine, E C O
11	127-3851	1	Harness
16	127-3089	1	Boot-Type, Cap
17	127-3852	1	Bracket-Harness
18	127-3853	1	Bracket-Harness
19	127-3090	1	Bracket-Harness
20	93-0362	2	Bolt
21	93-0362	2	Bolt
22	93-0362	2	Bolt
23	93-0362	2	Bolt
24	127-3187	1	Band
25	127-3188	1	Band



Gasket Set

Ref.	Part Number	Qty.	Description	Ref.	Part Number	Qty.	Description
1	127-3854	1	Gasket Kit	21	127-3799	1	Gasket-In, T C
2	127-3751	1	Head Gasket ASM	22	127-3779	1	Gasket-Out, T C
3	127-3762	1	Gasket-Cover, Cylinder Head	23	127-3069	1	Gasket-Idle, Shaft B
4	127-2986	3	Seal-Stem, Valve	24	127-3004	1	Gasket
5	127-3027	3	Seal-Stem, Valve	25	125-6909	2	O-Ring
6	127-3021	3	Gasket-Injector	26	127-2973	1	O-Ring
7	127-3769	1	Gasket-Manifold, Intake	27	125-7022	1	Gasket
8	127-3032	2	O Ring-Sensor, Pressure	28	125-7024	1	Gasket
9	127-3033	1	O-Ring	29	125-7047	1	Gasket
10	127-3034	1	Gasket-Collector	30	125-7048	1	O-Ring
11	127-3037	2	Gasket-Throttle	31	125-6979	1	Gasket
12	127-3775	1	Gasket-Manifold, Exhaust	32	125-7110	1	Gasket
13	127-3019	1	Gasket	33	125-7026	1	Gasket
14	127-3043	2	Gasket-Cooler, E G R	34	125-6978	1	Gasket
15	127-3046	1	Gasket-E G R	35	127-3074	1	O-Ring
16	127-3016	1	Gasket	36	125-7174	1	Washer-Seal
17	127-3050	1	Gasket-Intake Valve, E G R	37	125-7175	2	Washer-Seal
18	127-3051	1	Gasket-Out Valve, E G R	38	125-7176	1	Washer-Seal
19	127-3787	2	Gasket-D P F	39	127-3166	2	Washer-Seal
20	127-3056	4	Gasket-Sensor	40	125-7177	1	Washer-Seal
				41	125-7192	1	Gasket



Gasket Set (continued)

<i>Ref.</i>	<i>Part Number</i>	<i>Qty.</i>	<i>Description</i>	<i>Ref.</i>	<i>Part Number</i>	<i>Qty.</i>	<i>Description</i>
42	125-7193	2	Gasket	46	125-7198	1	O-Ring
43	127-3174	2	Gasket	47	125-7038	1	Hone
44	93-0418	3	O-Ring	48	125-7248	1	Gasket-Liquid
45	125-7197	3	O-Ring				

Attachments and Accessories

For 03679 Reelmaster 5610-D Traction Unit

Product Name	Model/Part
CrossTrax All-Wheel Drive Kit	03655
Air Ride Seat Suspension Kit	03667
7 Inch Verticutter	03684
7in 8 Blade DPA (radial)	03696
7in 11 Blade DPA (radial)	03697
Turf Evaluator	04399
Wheel Weight Kit	104-1478
Premium All Season Hydraulic Fluid (55 Gallon Drum)	108-1177
Premium All Season Hydraulic Fluid (5 Gallon Pail)	108-1178
Premium All Purpose Grease (Tube)	108-1190
Gauge Bar Assembly	108-6715
ROPS Extension Kit	110-8030
Operator Fan Kit - US Sales Only, 3in ROPS Post	110-8804
Weight Plate	110-8985-03
Rear Lift Cylinder Limit Kit	110-9604
5in Air Cleaner Safety Element	114-4057
Premium Synthetic Bio-Degradable Hydraulic Fluid (5 Gallon Pail)	119-2157
Premium Synthetic Bio-Degradable Hydraulic Fluid (55 Gallon Drum)	119-2158
Cutting Unit Hydraulic Hose Kit	119-6955
Large Seat Cover	120-5179
Premium Engine Oil 10w30 (55 Gallon Drum)	121-6392
Premium Engine Oil 10w30 (5 Gallon Pail)	121-6393
Canopy Completion Kit	130-5895
Brush and Handle Kit	29-9100
Universal Sunshade	30349
Red Universal Sunshade	30552
Spark Arrestor	98-9099



Count on it.