



Count on it.

Parts Catalog

**Groundsmaster® 3500-G
Rotary Mower**

Model No. 30809—Serial No. 315000001 and Up



Ordering Replacement Parts

To order replacement parts, please supply the part number, the quantity, and the description of each part desired.

Understanding Reference Numbers

Each identified part in an illustration has a reference number. The reference number for a part also appears in the parts list, along with other information about the part.

This catalog uses two special reference number formats, one to indicate parts in a service assembly and another to indicate the quantity of a given part in an illustration.

Service Assembly Reference Numbers

Parts in service assemblies have reference numbers in the form a:b. The a represents the reference number of the entire service assembly and the b represents a sequential number unique to each part within the service assembly.

For example, a wheel assembly might be identified by reference number 6, the tire by 6:1, the valve by 6:2, and the wheel by 6:3. When you order the assembly identified by reference number 6, you receive all parts identified by reference numbers 6:1, 6:2, and 6:3. However, you may also order any part individually. Reference numbers of this type appear in illustration and in parts lists.

Reference Numbers Indicating Quantity

In an illustration, if a reference number indicates more than one part, the reference number has the form nX y. The n represents the quantity of the part, the X is the multiplication symbol, and the y represents the reference number.

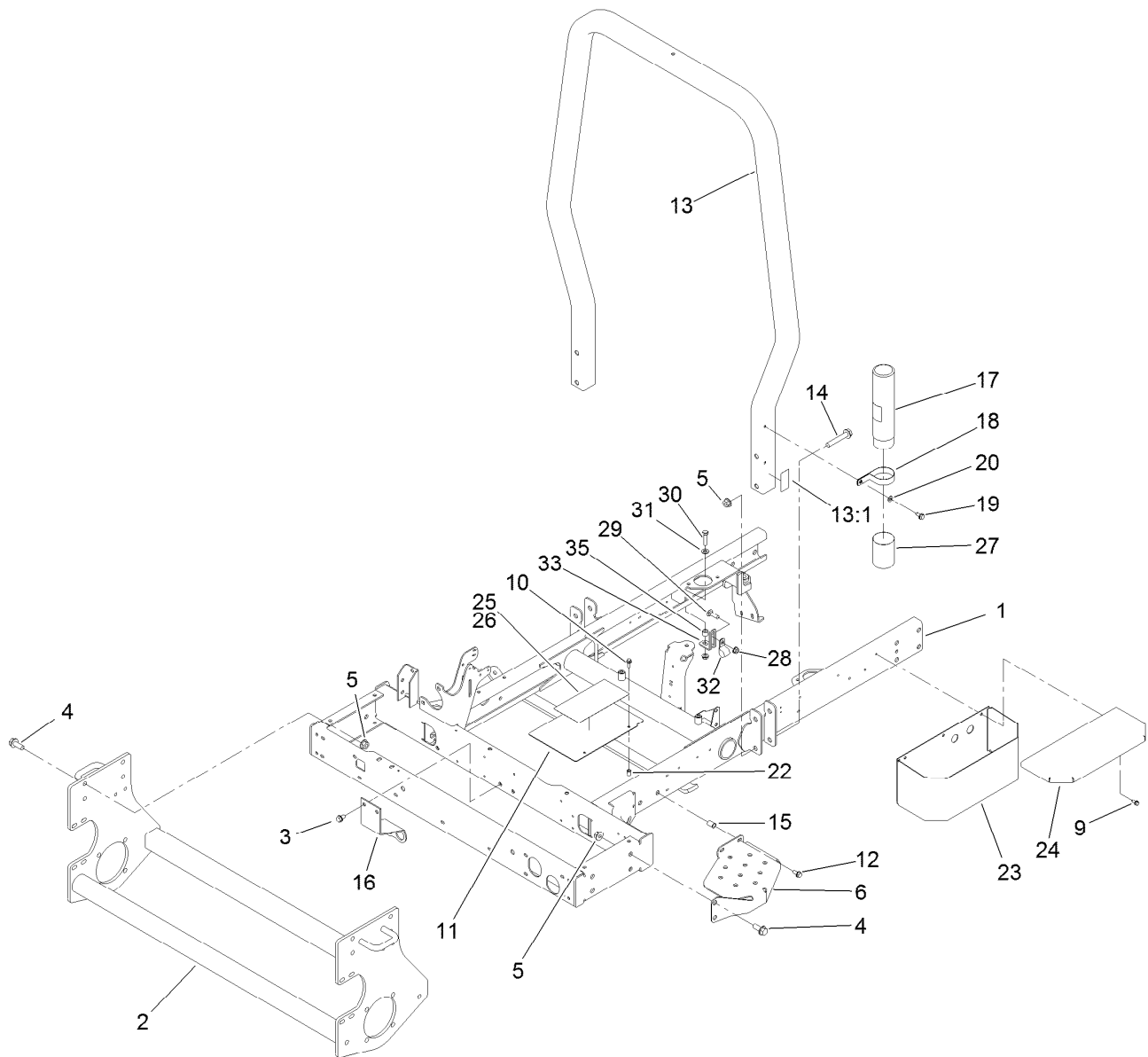
For example, in an illustration, the reference number 2X 37 means that two of the parts identified by reference number 37 are indicated.

Contents

Frame and Roll-Over Protection System Assembly	5
Engine Installation Assembly	6
Air Cleaner and Exhaust Assembly	7
Air Cleaner Assembly No. 93-2190	8
Radiator and Oil Cooler Assembly	9
Rear Lift Arm and Carrier Frame Assembly	10
Hydraulic Cylinder Assembly No. 112-9916	11
Sidewinder Carrier Assembly	12
Scissor Frame and Link Assembly	14
Hydraulic Motor and Cutting Unit Assembly	15
Gear Motor Assembly No. 117-5141	16
Roller and Carrier Frame Assembly	17
Roller Assembly No. 112-5265	18
Height-of-Cut Bracket Assembly	19
Chamber, Blade and Spindle Assembly	20
Spindle Assembly No. 115-3435	21
Hydraulic Tank and Filter Assembly	22
Battery Assembly	23
Fuel Tank Assembly	24
Seat Assembly	25
Control Panel Assembly	26
Parking Brake and Dash Cover Assembly	27
2-Spool Control Valve Assembly	28
2-Spool Control Valve Assembly No. 95-8581	29
Hydraulic Manifold Assembly No. 121-3570	30
Steering Arm Assembly	31
Steering Valve Assembly No. 121-7856	32
Floorplate Assembly	33
Traction Pedal Assembly	34
Hood Assembly	35
Wheel Motor and Brake Assembly	36
Hydraulic Motor Assembly No. 110-8785	37
Hydraulic Motor Assembly No. 110-8786	38
Brake Assembly No. 104-7705	39
Rear Fork and Wheel Assembly	40
Hydraulic Cylinder Assembly No. 94-8141	41
Hydraulic Motor Assembly No. 95-8694	42
Neutral Arm Assembly	43
Gear Pump and Piston Pump Assembly	44
Hydraulic Pump Assembly No. 104-4890	45
Hydraulic Gear Pump Assembly No. 108-9036	47
Traction Hydraulic Assembly	48
Lift Hydraulic Assembly	49
Steering Hydraulic Assembly	50
Sidewinder Hydraulic Assembly	51
Mow Hydraulic Assembly	52
Crankcase Assembly	53
Oil Pan Assembly	54
Cylinder Head Assembly	55
Gear Case and Oil Filter Cartridge Assembly	56
Cylinder Head Cover Assembly	57
Oil Pump, Dipstick and Guide Assembly	58
Main Bearing Case Assembly	59
Cam Shaft and Idle Gear Shaft Assembly	60

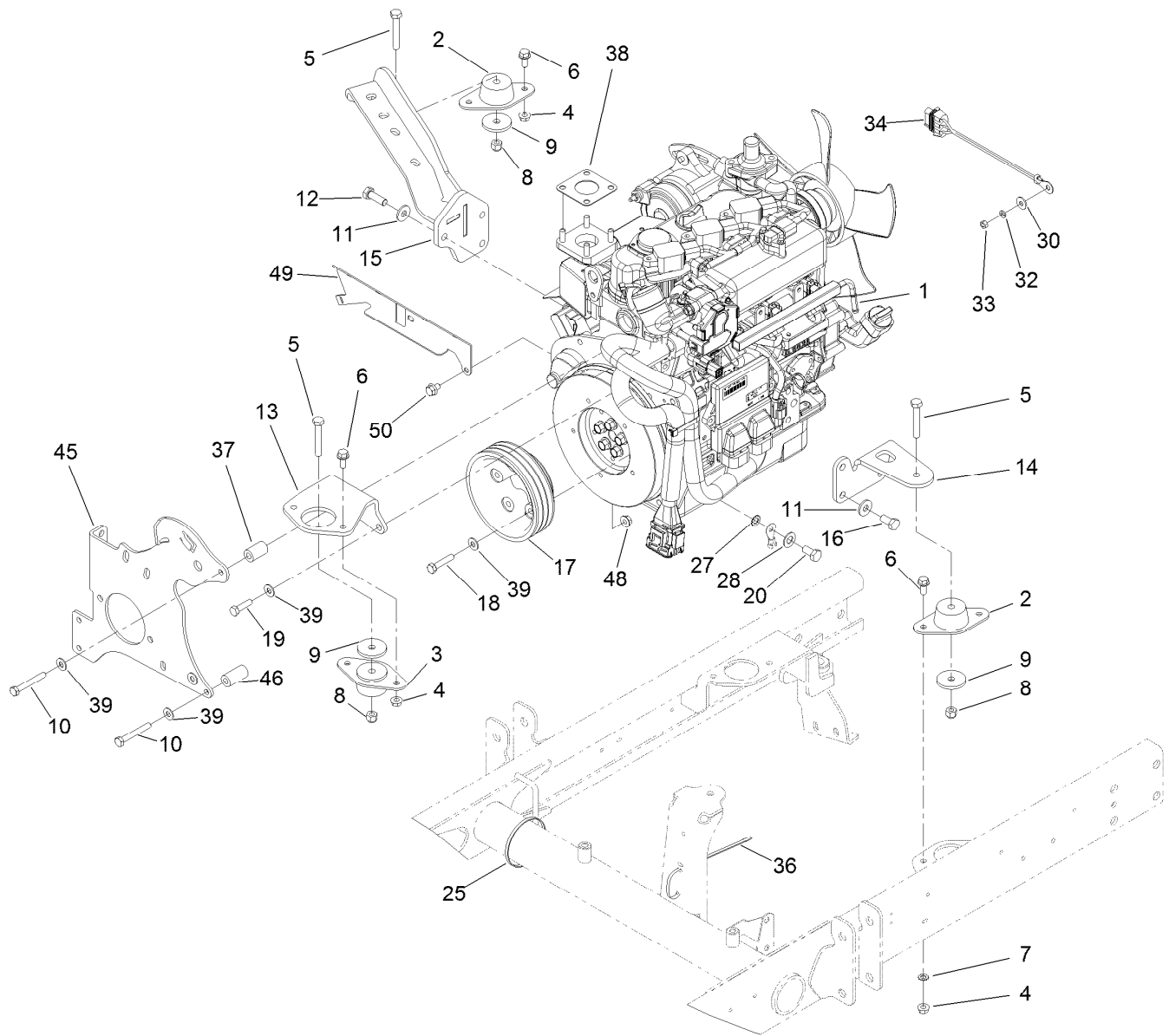
Contents (continued)

Piston and Crankshaft Assembly	61
Flywheel and Sensor Switch Assembly	62
Injection and Fuel Pump Covers Assembly	63
Alternator and Pulley Assembly	64
Alternator Components Assembly	65
Starter Installation Assembly	66
Starter Components Assembly	67
Water Flange and Thermostat Assembly	68
Water Pump and Cooler Fan Assembly	69
Valve and Rocker Arm Assembly	70
Inlet Manifold Assembly	71
Exhaust Manifold Assembly	72
Wire Harness Assembly	73
Electronic Control Unit Assembly	74
Operator Manual and Miscellaneous Engine Parts	75
Upper Engine Gasket Kit	76
Lower Engine Gasket Kit	77
Attachments and Accessories	78



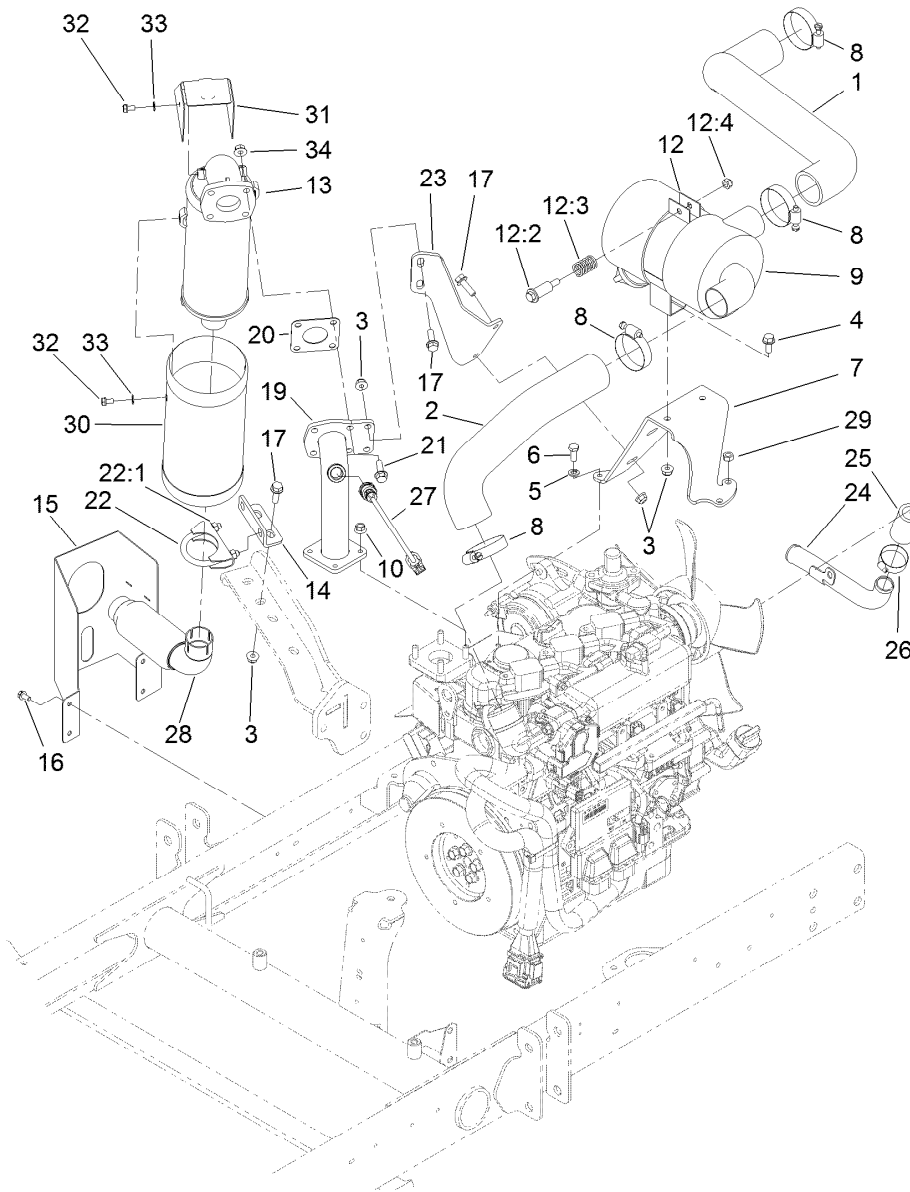
Frame and Roll-Over Protection System Assembly

<i>Ref.</i>	<i>Part Number</i>	<i>Qty.</i>	<i>Description</i>	<i>Ref.</i>	<i>Part Number</i>	<i>Qty.</i>	<i>Description</i>
1	120-3549-03	1	Frame	19	32144-70	2	Screw-HWHTF
2	95-8568-03	1	Frame-Lower	20	3256-23	2	Washer-Plain
3	32144-15	2	Screw-HHFTF	22	32148-6	2	Nut-Clinch
4	3234-38	8	Screw-HHF	23	104-4634-03	1	Toolbox
5	32128-49	12	Nut-HHF	24	104-4633-03	1	Cover-Toolbox
6	99-3375-03	1	Step	25	104-0484	1	Decal-Danger
9	32144-10	6	Screw-HWH	26	121-3596	1	Decal -Danger, Reelmaster (CE)
10	3234-4	2	Screw-HHF	27	104-7048	1	Cap-Housing
11	104-0468-01	1	Cover-Frame	28	3290-357	2	Nut-HSF
12	3234-5	2	Screw-HHF	29	3231-25	1	Bolt-CARR
13	107-7833	1	ROPS ASM	30	323-8	1	Screw-HH
13:1	107-7831	1	Decal-ROPS	31	3256-24	1	Washer-Flat
14	3234-40	4	Screw-HF	32	2412-4	1	Clamp-R
15	32148-8	2	Nut-Clinch	33	121-3597	1	Bracket-Tube Clamp
16	115-3417-03	1	Bracket-Bulkhead, Scissor	35	116-7793	1	Tube-Spacer
17	104-7050	1	Tube-Manual				
18	2412-133	2	Clamp-R				



Engine Installation Assembly

Ref.	Part Number	Qty.	Description	Ref.	Part Number	Qty.	Description
1	120-3397	1	Engine-Kubota	19	33114-025	1	Screw-HH
2	121-9076	2	Mount-Engine	20	63-7790	1	Screw-Cap
3	93-5265	1	Mount-Engine	25	3290-379	2	Tie-Cable
4	32128-20	6	Nut-HF	27	3255-9	1	Washer-Lock
5	323-11	3	Screw-HH	28	3256-25	1	Washer-Flat
6	3234-5	6	Screw-HHF	30	3256-78	1	Washer-Flat
7	3255-8	1	Washer-Lock	32	43-5930	1	Washer-Lock, Spring
8	3296-39	3	Nut-Lock, NI	33	48-7890	1	Nut-Hex
9	80-8560	3	Washer-Hardened	34	99-3441	1	Harness-Wire, Fusible Link
10	33114-060	3	Screw-HH	36	3290-378	14	Tie-Cable
11	80-6990	6	Washer-Hardened	37	120-3386	1	Spacer
12	95-8812	3	Screw-HH	38	125-9108	1	Gasket-Muffler
13	120-3384-03	1	Mount-Engine, Front	39	87-8640	9	Washer-Flat
14	120-3383-03	1	Mount-Engine, LH	45	120-3367-03	1	Plate-Mount, Pump
15	120-3379-03	1	Mount-Engine, RH	46	120-3387	2	Spacer
16	43-0090	3	Screw-HH	48	98-0668	2	Nut
17	120-3359-03	1	Pulley-Machined	49	121-3529-03	1	Bracket-Wire Harness
18	33114-040	5	Screw-HH	50	68-9410	2	Screw-HHF



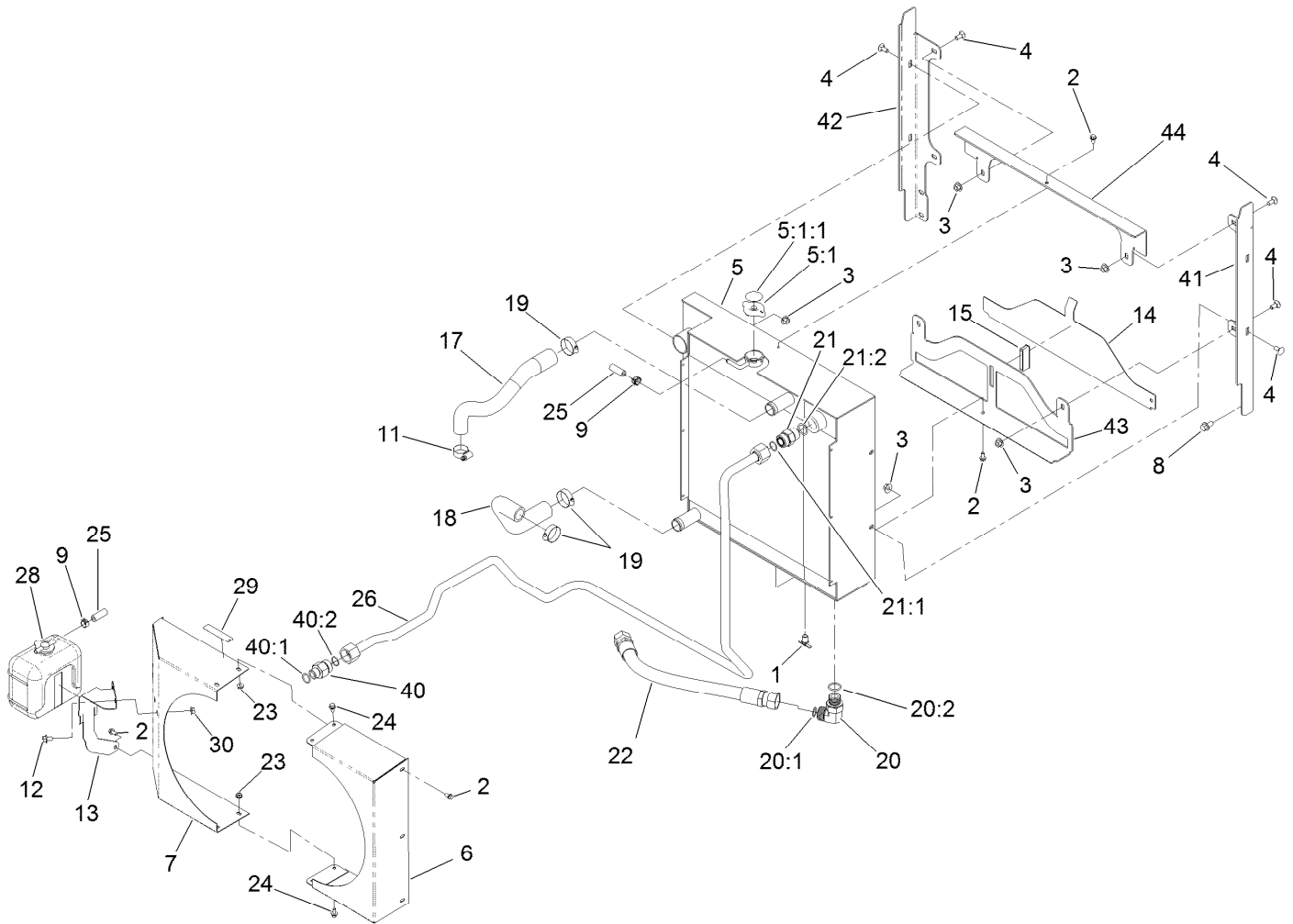
Air Cleaner and Exhaust Assembly

<i>Ref.</i>	<i>Part Number</i>	<i>Qty.</i>	<i>Description</i>	<i>Ref.</i>	<i>Part Number</i>	<i>Qty.</i>	<i>Description</i>
1	120-3501	1	Hose-Air Intake, Upper	17	3234-17	6	Screw-HHF
2	120-3390	1	Hose-Intake, Lower	19	120-3365	1	Tube-Muffler Mount
3	104-8300	8	Nut-HF, NI	20	125-9108	1	Gasket-Muffler
4	3234-5	2	Screw-HHF	21	93-7773	4	Screw-HHF
5	3253-4	1	Washer-Lock	22	2112-6	1	Clamp-Muffler
6	33114-020	1	Screw-HH	22:1	3218-2	2	Nut-Hex Jam
7	120-3525-03	1	Bracket-Mount, Air Cleaner	23	121-3527-03	1	Bracket-Muffler
8	2412-92	4	Clamp-Hose	24	120-3504	1	Tube-Inlet, Water
9	93-2190	1	Air Cleaner ASM	25	120-3537	1	Hose-Radiator, Union
10	125-9095	4	Nut	26	2412-34	2	Clamp-Hose
12	93-2191	1	Air Cleaner Mounting Band ASM	27	121-3511	1	Sensor-O2 F/W
12:2	94-3653	1	Bolt	28	120-3369	1	Tube-Exhaust
12:3	94-3654	1	Spring	29	33014-00	2	Nut-Hex
12:4	48-9510	1	Nut	30	121-3545	1	Cover-Muffler
13	120-3547	1	Muffler	31	121-3546	1	Cover-Flange, Muffler
14	120-3385-03	1	Bracket-Muffler	32	98-9350	6	Bolt
15	125-4635-03	1	Guard-Exhaust	33	100-1781	6	Washer-Plain
16	32144-4	4	Screw-HWH	34	68-9400	4	Nut-Flange



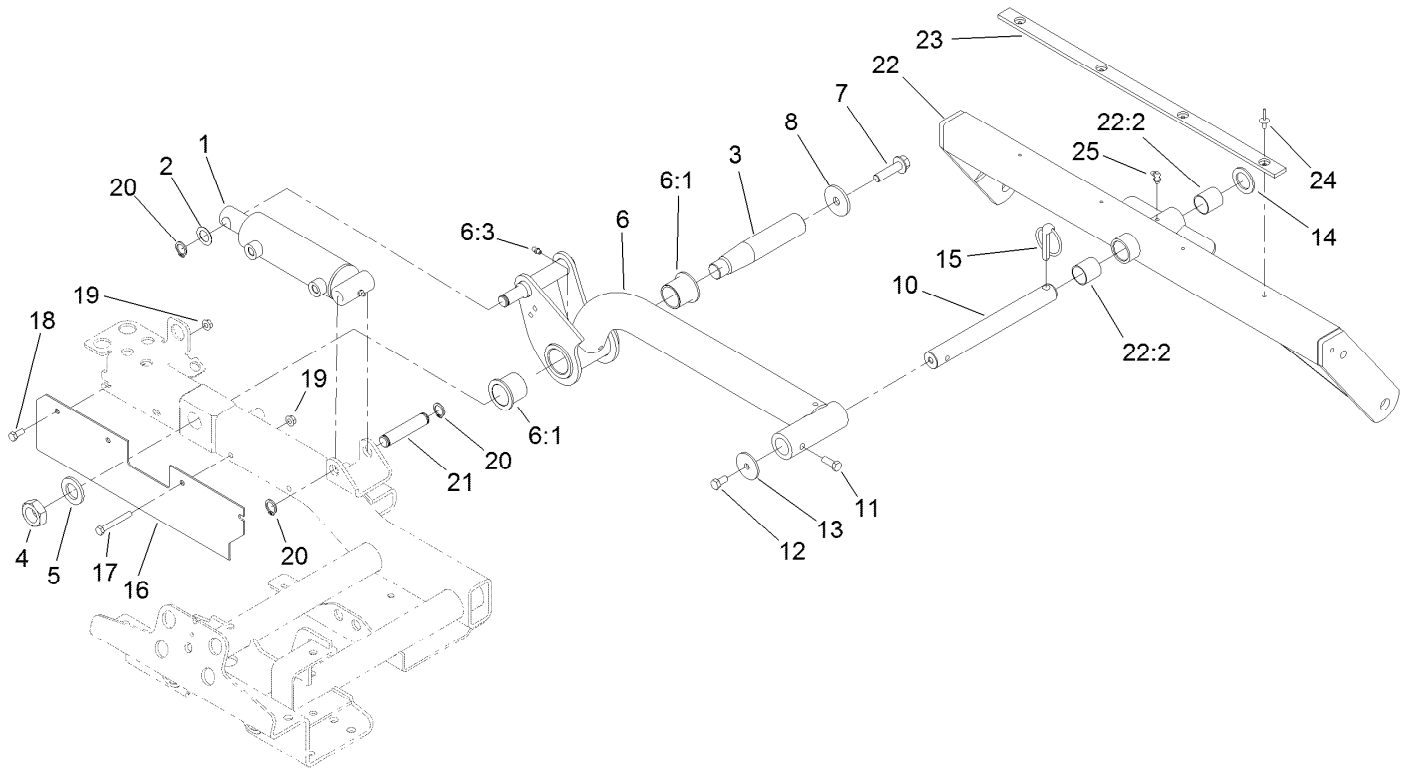
Air Cleaner Assembly No. 93-2190

<i>Ref.</i>	<i>Part Number</i>	<i>Qty.</i>	<i>Description</i>
2	108-3811	1	Filter-Air
3	94-3652	1	Cover ASM
3:1	1-643283	2	Latch-Cleaner, Air
4	87-9400	1	Valve-Vacuator
5	285-17	1	Plug-Pipe



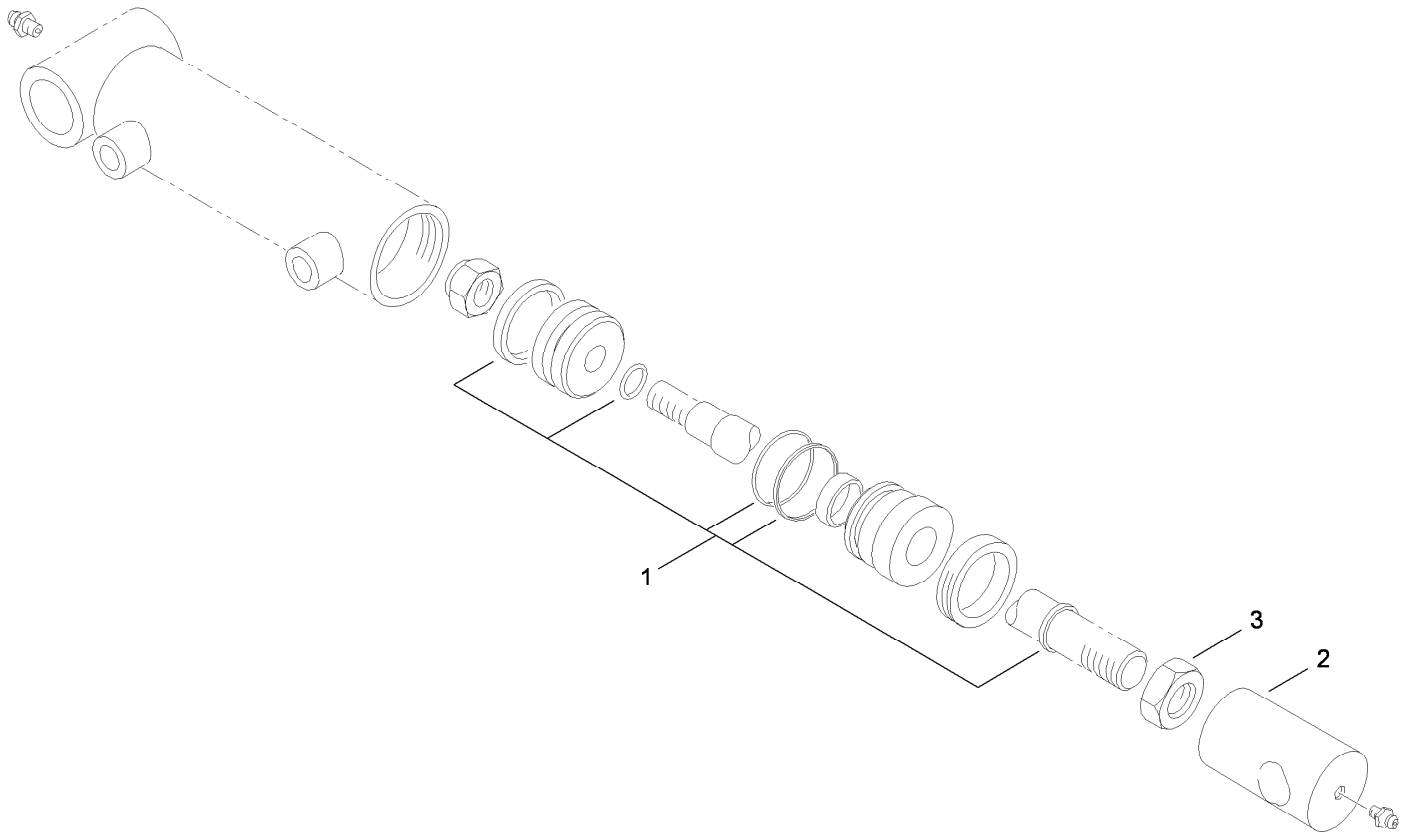
Radiator and Oil Cooler Assembly

Ref.	Part Number	Qty.	Description	Ref.	Part Number	Qty.	Description
1	304-46	1	Draincock	20:1	237-58	1	O-Ring
2	32104-116	8	Screw-HWHTF	20:2	237-81	1	O-Ring
3	32128-44	8	Nut	21	340-9	1	Fitting-STR
4	3230-1	8	Bolt-CARR	21:1	237-58	1	O-Ring
5	119-2028	1	Radiator And Oil Cooler ASM	21:2	237-81	1	O-Ring
5:1	115-7766	1	Cap-Radiator	22	92-7536	1	Hose-HYD
5:1:1	106-6755	1	Decal-Cap, Radiator	23	32128-33	4	Nut-HF
6	120-3517-03	1	Shroud-Fan, LH	24	3234-13	4	Screw-HHF
7	120-3516-03	1	Shroud-Fan, RH	25	109-0274	1	Hose-Fuel
8	3234-1	4	Screw-HHF	26	121-3568	1	Tube-HYD
9	92-2379	2	Clamp-Hose	28	104-9318	1	Bottle-Overflow
11	2412-129	1	Clamp-Hose	29	93-6681	1	Decal-Warning, Fan
12	3234-30	2	Screw-HHF	30	32128-20	2	Nut-HF
13	120-3548-03	1	Bracket-Mount, Overflow	40	340-66	1	Fitting-Straight
14	95-8702-03	1	Shield-Radiator, Lower	40:1	237-80	1	O-Ring
15	99-3497	1	Magnet	40:2	237-58	1	O-Ring
17	120-3506	1	Hose-Radiator, Upper	41	120-3531-03	1	Bracket-Radiator, LH
18	120-3399	1	Hose-Radiator, Lower	42	120-3532-03	1	Bracket-Radiator, RH
19	2412-34	3	Clamp-Hose	43	120-3530-03	1	Bracket-Radiator, Bottom
20	340-142	1	Fitting-Elbow, 90 DEG	44	120-3529-03	1	Bracket-Radiator, Top



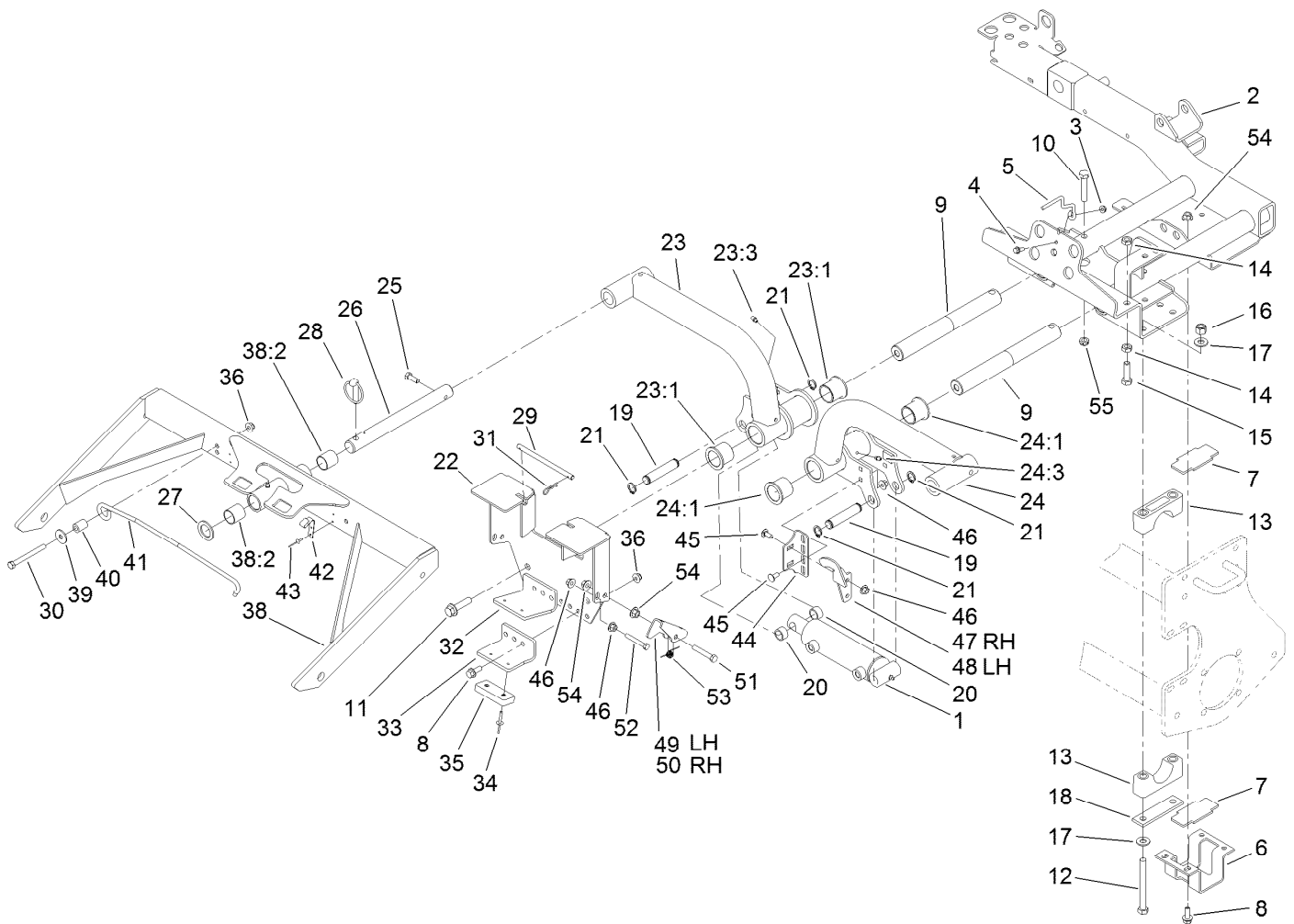
Rear Lift Arm and Carrier Frame Assembly

<i>Ref.</i>	<i>Part Number</i>	<i>Qty.</i>	<i>Description</i>	<i>Ref.</i>	<i>Part Number</i>	<i>Qty.</i>	<i>Description</i>
1	112-9916	1	HYD Cylinder ASM	14	3-6781	1	Washer-Thrust
2	3-6498	1	Washer-Thrust	15	283-71	1	Pin-Lynch
3	95-8990	1	Shaft-Pivot, Rear	16	104-0453-03	1	Guard
4	3220-9	1	Nut-Jam	17	322-12	2	Screw-HH
5	86-1480	1	Washer	18	322-3	2	Screw-HH
6	115-3473	1	Rear Liftarm ASM	19	32128-20	4	Nut-HF
6:1	69-6470	2	Bushing-Caster	20	32120-93	3	Ring-Retaining
6:3	302-5	1	Fitting-Grease	21	95-8575	1	Pin-Clevis
7	3234-27	1	Screw-HHF	22	104-4229	1	Rear Carrier Frame ASM
8	75-7730	1	Washer-Thrust	22:2	108-4000	2	Bushing
10	100-4944	1	Shaft-Pivot, Cutting Unit	23	95-8936	1	Strip-Wear
11	323-6	1	Screw-HH	24	3269-18	4	Rivet-Blind
12	323-4	1	Screw-HH	25	302-60	1	Fitting-Grease
13	63-7400	1	Washer-Rebound				



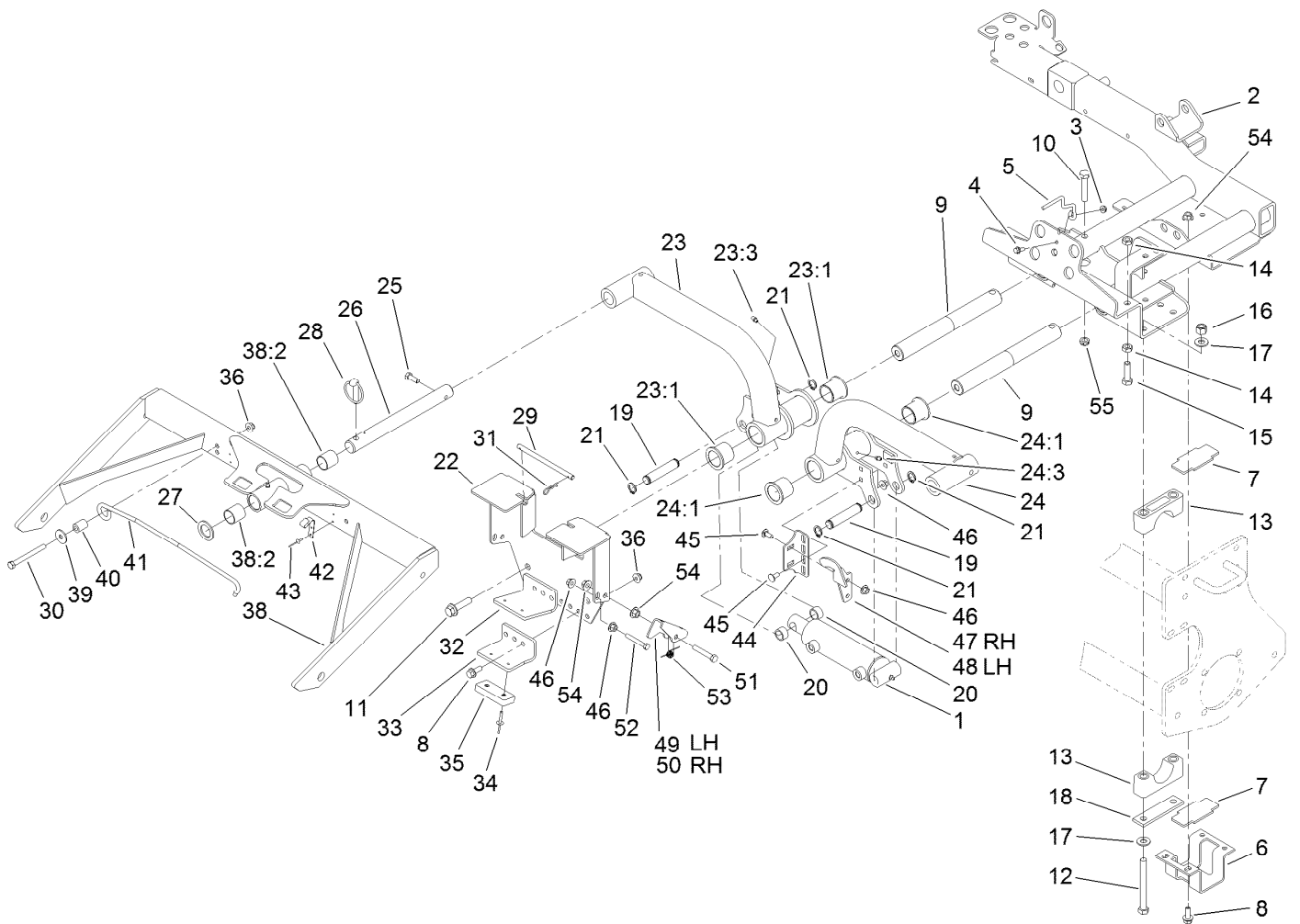
Hydraulic Cylinder Assembly No. 112-9916

<i>Ref.</i>	<i>Part Number</i>	<i>Qty.</i>	<i>Description</i>
1	115-3410	1	Seal Kit
2	108-9035	1	Clevis
3	3220-7	1	Nut-Jam



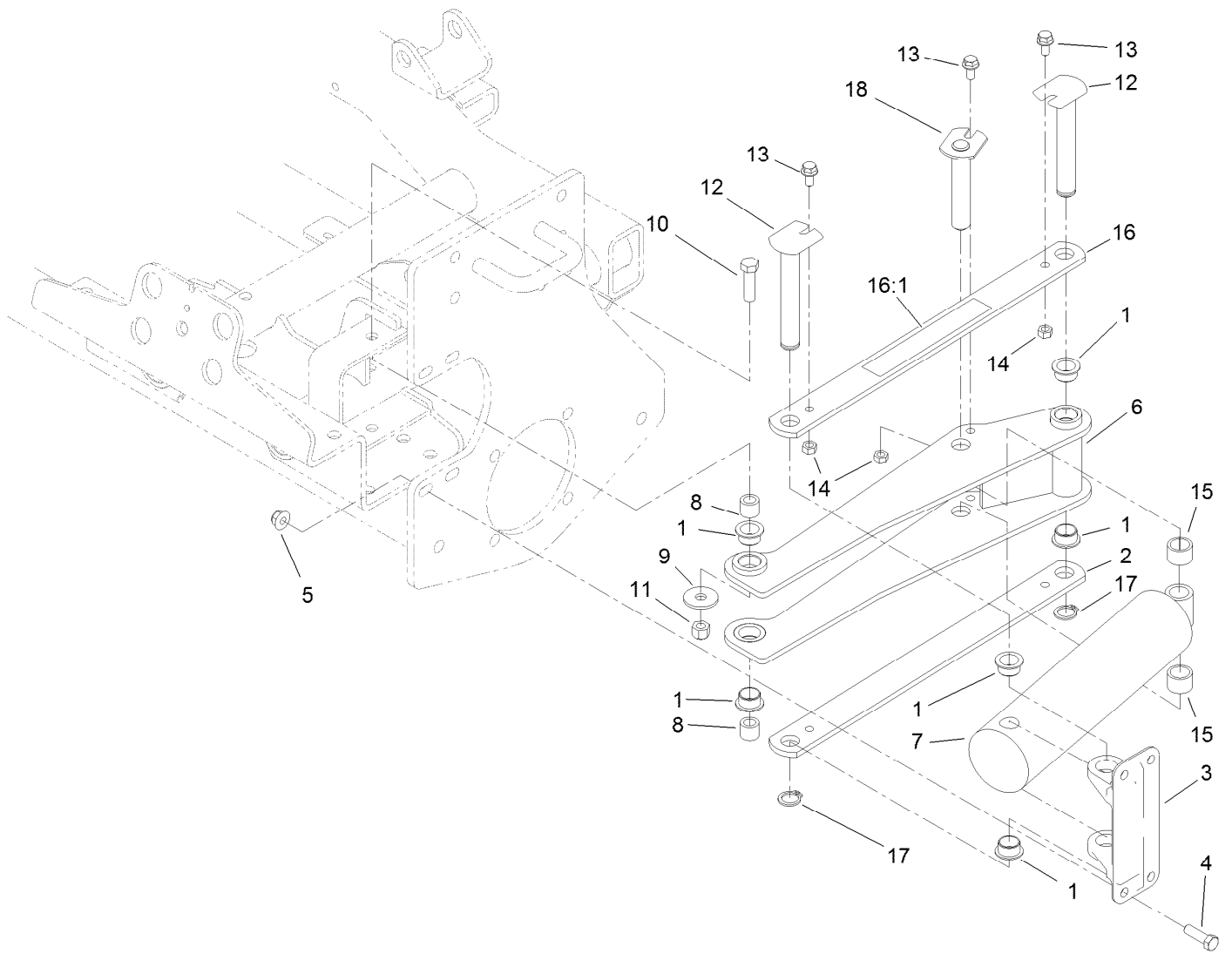
Sidewinder Carrier Assembly

Ref.	Part Number	Qty.	Description	Ref.	Part Number	Qty.	Description
1	112-9916	1	HYD Cylinder ASM	22	104-4820-03	1	Bracket-Stop, Carrier
2	100-4939-03	1	Carrier-Sidewinder	23	115-3462	1	RH Liftarm ASM
3	32128-33	1	Nut-HF	23:1	69-6470	2	Bushing-Caster
4	3234-4	1	Screw-HHF	23:3	302-5	1	Fitting-Grease
5	99-3433	1	Wire-Center	24	115-3461	1	LH Liftarm ASM
6	104-0416-03	1	Bracket-Slide	24:1	69-6470	2	Bushing-Caster
7	104-0417	2	Slide-Plastic	24:3	302-5	1	Fitting-Grease
8	3234-11	8	Screw-HHF	25	323-6	2	Screw-HH
9	95-8531	2	Shaft-Pivot, Liftarm	26	105-7560	2	Shaft-Cu Pivot
10	325-10	2	Screw-HH	27	3-6781	2	Washer-Thrust
11	3234-27	2	Screw-HHF	28	283-71	2	Pin-Lynch
12	325-19	8	Screw-HH	29	104-0472	1	Rod
13	104-4865	8	Cap-Bearing	30	323-42	2	Screw-HH
14	3218-5	4	Nut-Jam	31	3290-467	2	Pin-Hair
15	325-7	2	Screw-HH	32	110-8793-03	1	Stop-Deck, RH
16	3296-23	8	Nut-Lock, NI	33	110-8794-03	1	Stop-Deck, LH
17	87-7270	16	Washer-Thrust	34	3269-11	4	Rivet-Pop
18	99-3373	4	Bar-Support, Slide	35	86-5350	2	Bumper-Rubber
19	95-8575	2	Pin-Clevis	36	104-8301	6	Nut-HF, NI
20	75-9590	2	Spacer-Cylinder	38	110-8787	2	Front Carrier Frame ASM
21	32120-93	4	Ring-Retaining	38:2	108-4000	2	Bushing



Sidewinder Carrier Assembly (continued)

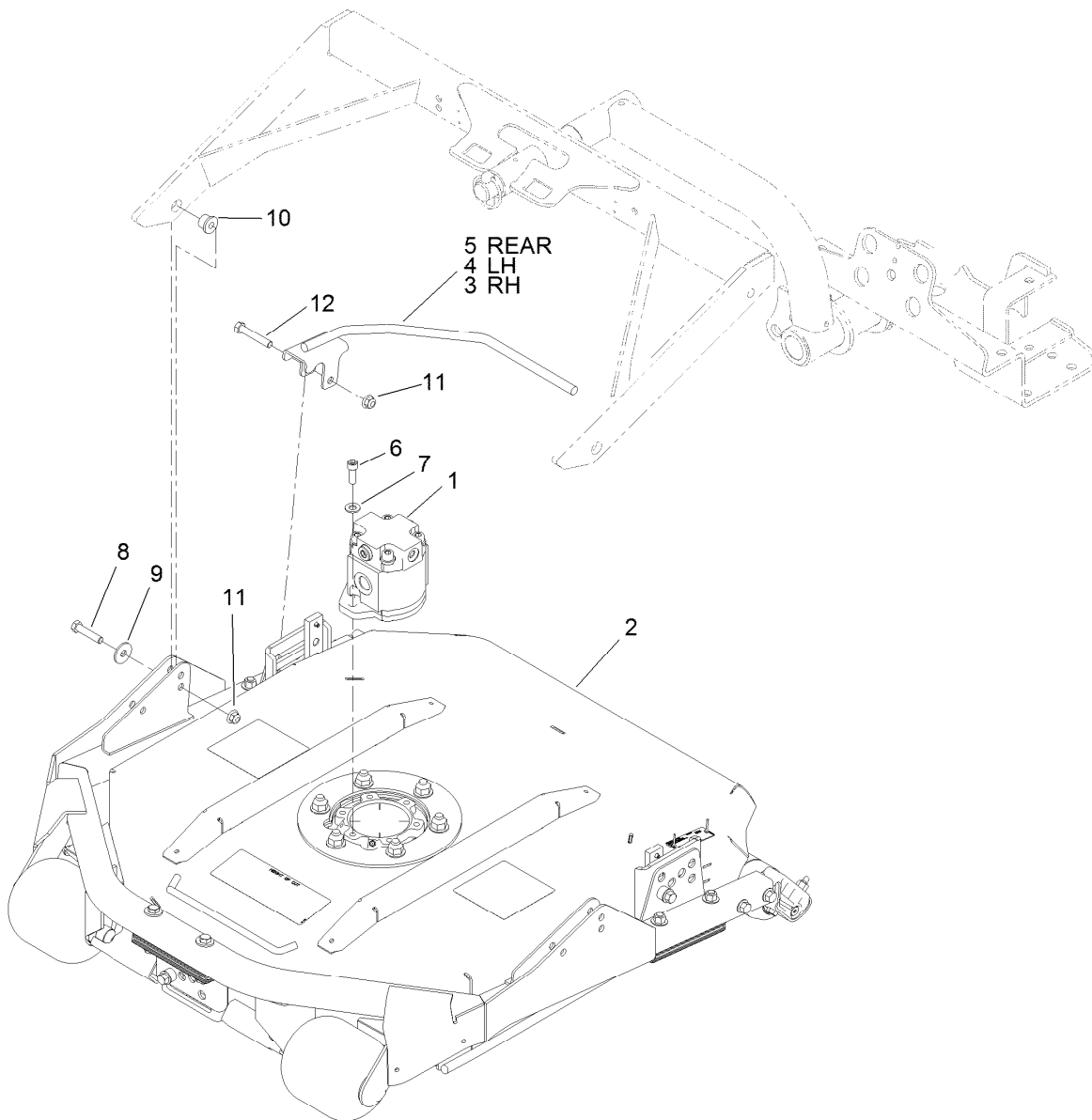
<i>Ref.</i>	<i>Part Number</i>	<i>Qty.</i>	<i>Description</i>	<i>Ref.</i>	<i>Part Number</i>	<i>Qty.</i>	<i>Description</i>
39	93-8806	2	Washer-Hardened	48	104-4827-03	1	Actuator-LH
40	104-4613	2	Tube-Latch	49	104-4819-03	1	Bracket-Pivot, LH
41	104-4612	2	Rod-Latch	50	104-4825-03	1	Bracket-Pivot, RH
42	104-4237	2	Clip-Rod	51	323-11	2	Screw-HH
43	3290-271	4	Rivet-Pop	52	322-11	2	Screw-HH
44	104-4828-03	2	Bracket-Actuator	53	104-4821	2	Spring-Torsion
45	3230-23	8	Bolt-CARR	54	32128-43	8	Nut-Flange
46	32128-44	12	Nut	55	3296-45	2	Nut-Hex
47	104-4826-03	1	Actuator-RH				



Scissor Frame and Link Assembly

Ref.	Part Number	Qty.	Description
1	95-8526	6	Bushing-Plastic
2	95-8527-03	1	Link-Scissor
3	95-8883	1	Mount-Scissor
4	323-7	4	Screw-HH
5	104-8301	4	Nut-HF, NI
6	95-8521-03	1	Frame-Scissor
7	95-8512	1	Cylinder-HYD
8	95-8603	2	Spacer
9	87-5330	2	Washer
10	324-6	2	Screw-HH

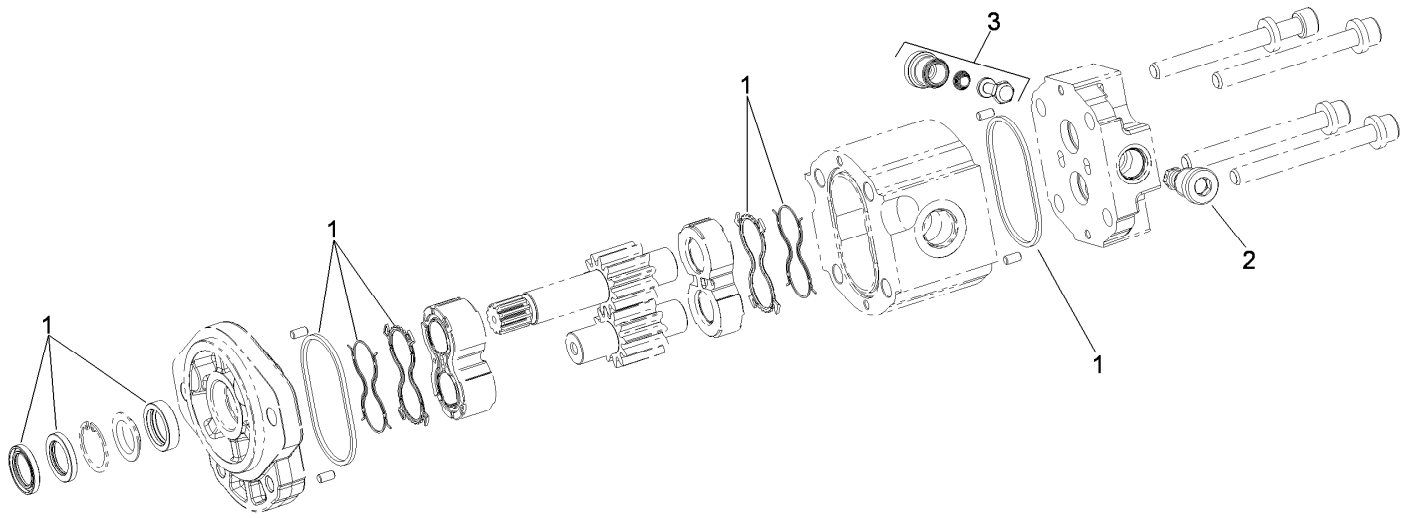
Ref.	Part Number	Qty.	Description
11	3296-48	2	Nut-Hex
12	125-1914	2	Pin-Pivot
13	3234-14	3	Screw-HHF
14	32152-1	3	Nut-Lock, Cone
15	46-6350	2	Spacer
16	99-3505	1	Scissors Link ASM
16:1	94-3353	1	Decal-Point, Pinch
17	32120-93	2	Ring-Retaining
18	120-3199	1	Pin-Pivot



Hydraulic Motor and Cutting Unit Assembly

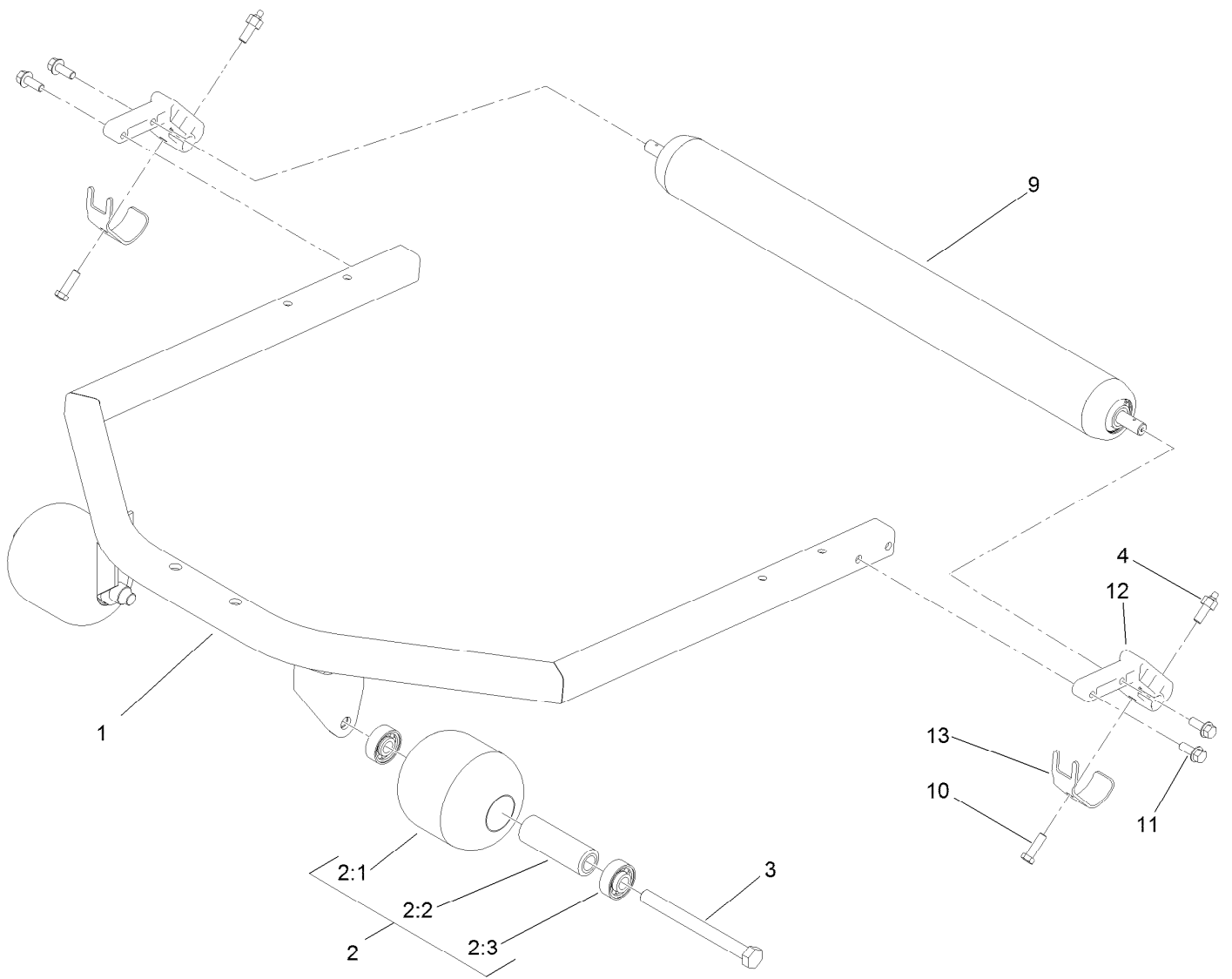
Ref.	Part Number	Qty.	Description
1	117-5141	3	HYD Motor ASM
2		3	Rotary Cutting Unit ASM ●
3	112-9901-03	1	Guard-Foot, RH
4	112-9902-03	1	Guard-Foot, LH
5	112-9900-03	1	Guard-Foot
6	3274-7	6	Screw-HSH
7	3256-24	6	Washer-Flat
8	323-52	6	Screw-HH
9	93-8806	6	Washer-Hardened
10	95-8803	6	Bushing-Flange
11	104-8301	10	Nut-HF, NI
12	323-11	4	Screw-HH

● Not serviced separately



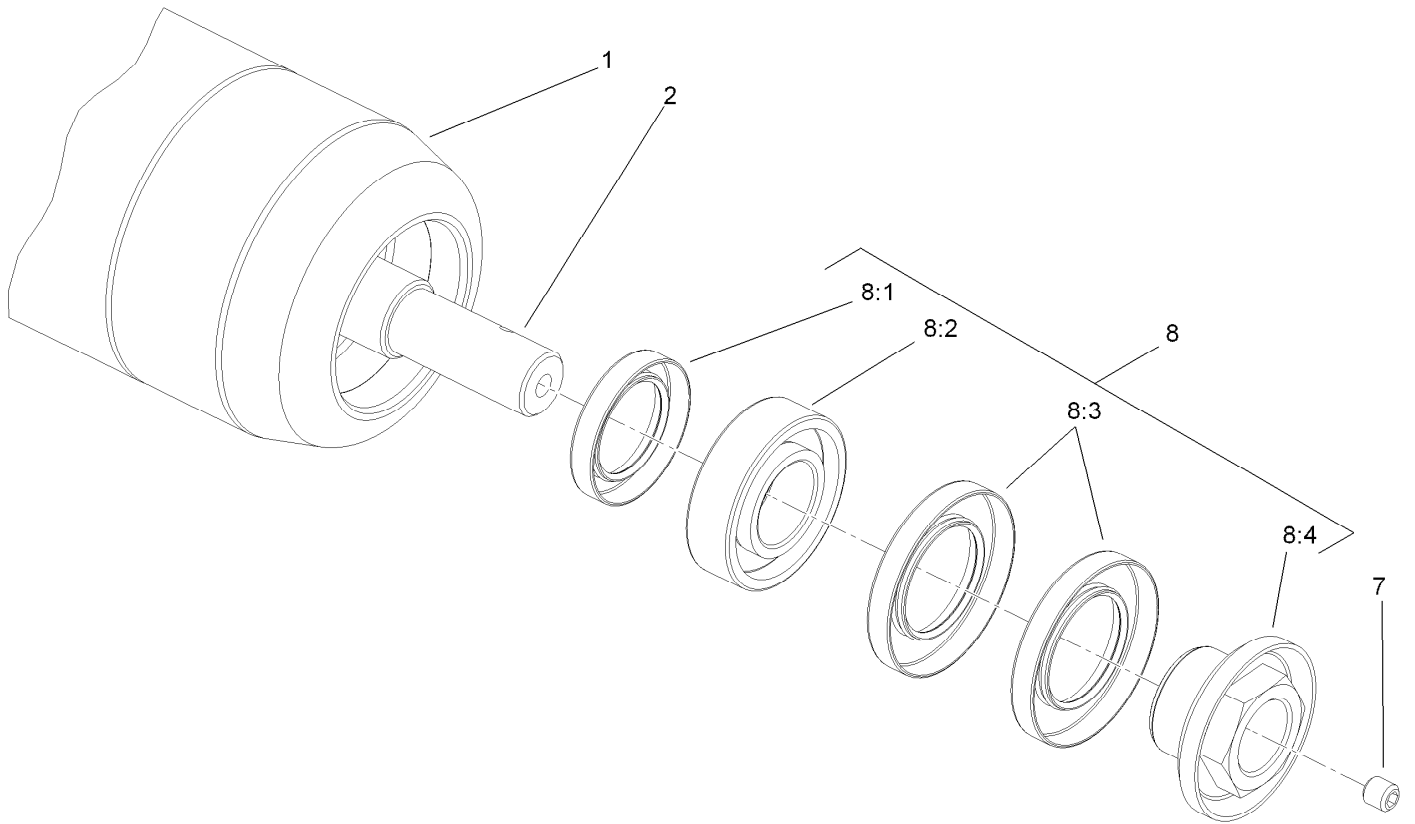
Gear Motor Assembly No. 117-5141

<i>Ref.</i>	<i>Part Number</i>	<i>Qty.</i>	<i>Description</i>
1	117-0235	1	Seal Kit
2	107-7820	1	Valve-Relief
3	107-7821	1	Valve-Anticavitation



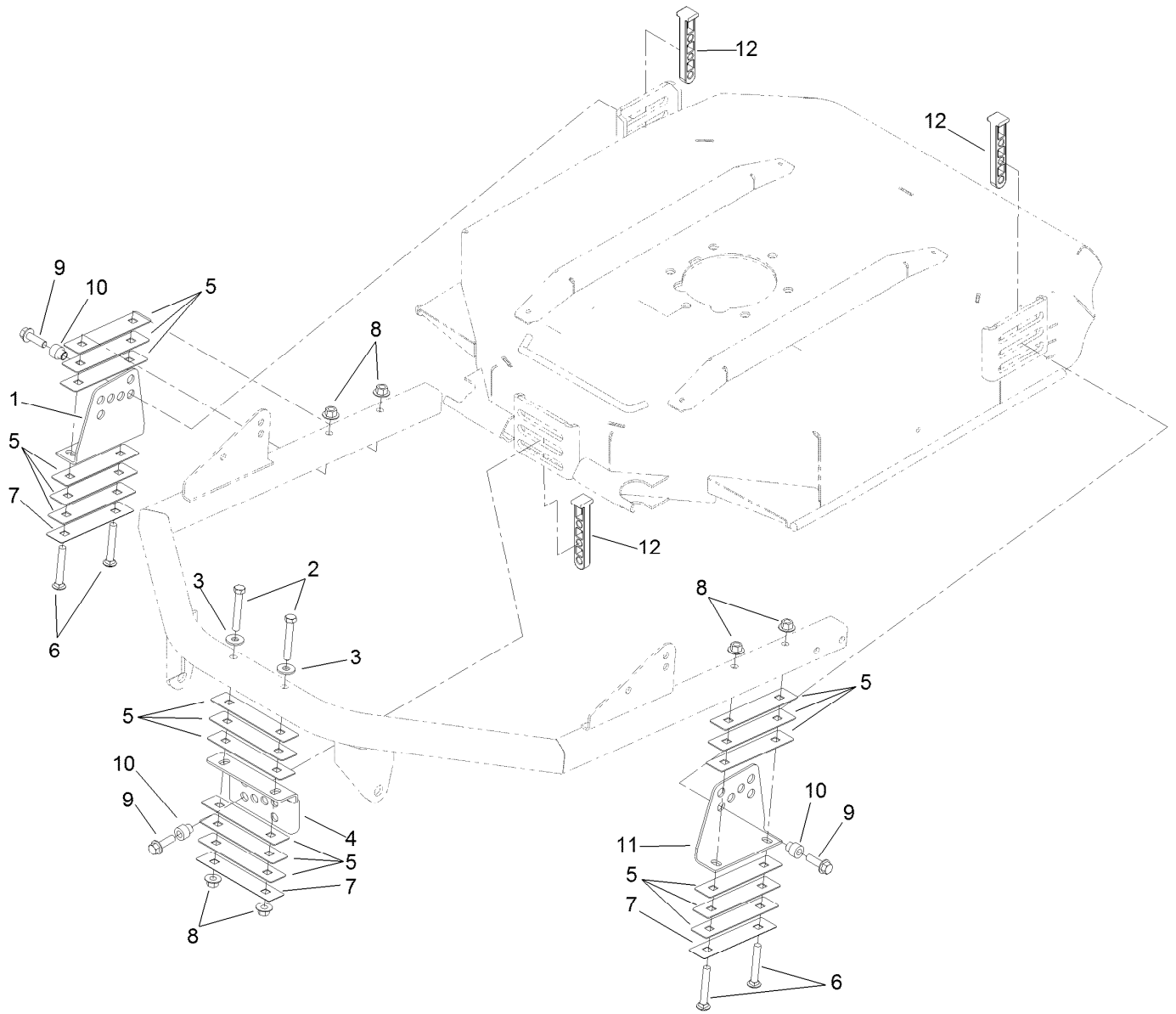
Roller and Carrier Frame Assembly

<i>Ref.</i>	<i>Part Number</i>	<i>Qty.</i>	<i>Description</i>
1	100-5780-03	1	Frame-Deck
2	115-3418	2	Roller ASM
2:1	104-1093	1	Roller
2:2	100-5762	1	Spacer-Bearing
2:3	120-3366	2	Bearing
3	327-15	2	Screw-HH
4	127-6422	2	Screw-Grease, Roller
9	112-5265	1	Roller ASM
10	323-7	2	Screw-HH
11	3234-11	4	Screw-HHF
12	112-5268	2	Mount-Roller
13	107-7816	2	Bracket-Skid



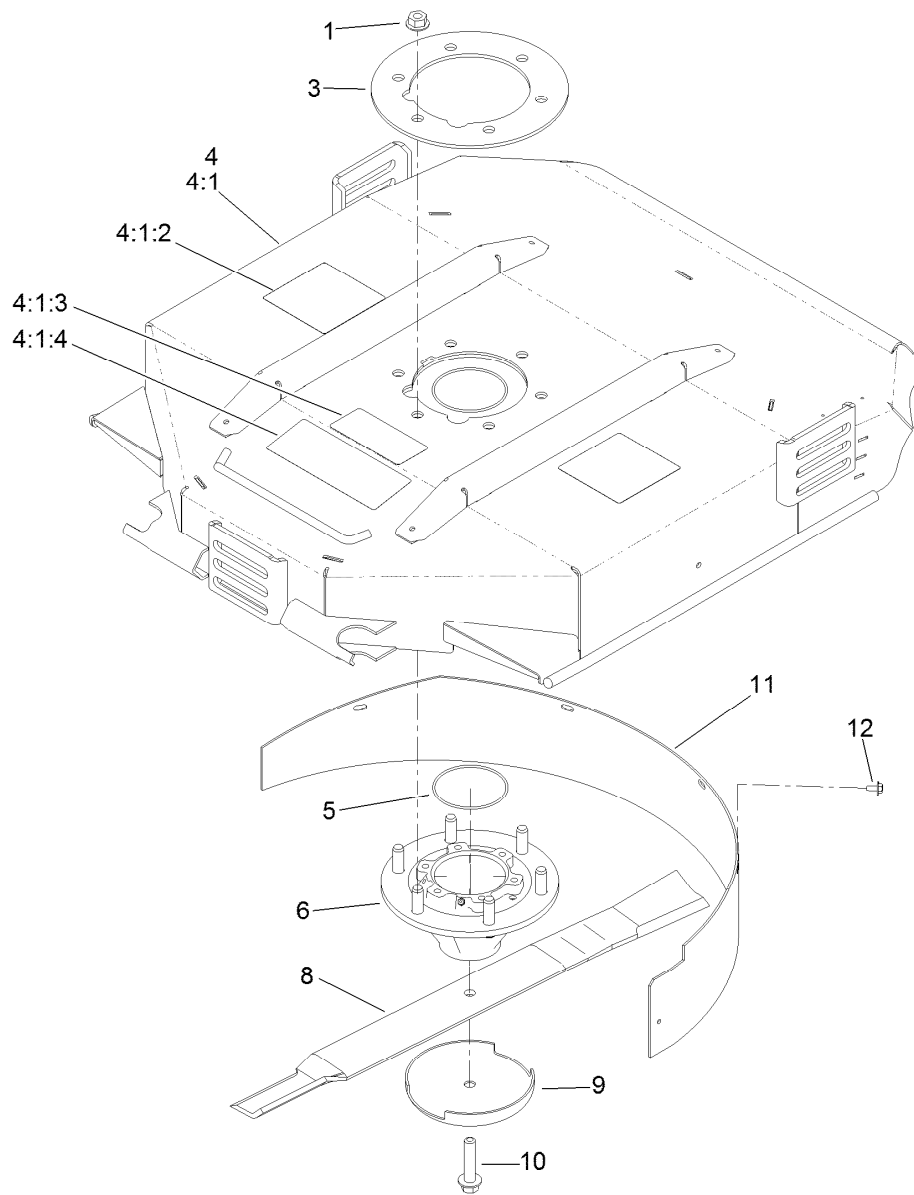
Roller Assembly No. 112-5265

<i>Ref.</i>	<i>Part Number</i>	<i>Qty.</i>	<i>Description</i>
1	112-5274-03	1	Tube ASM
2	117-5100	1	Shaft-Roller, Rear
7	108-0989	2	Screw-Set
8	114-5430	1	Roller Rebuild Kit
8:1	114-3717	2	Seal-Oil
8:2	112-5290	2	Bearing-Steel, Stainless
8:3	112-7494	4	Seal
8:4	114-5411	2	Nut-Lock, Bearing



Height-of-Cut Bracket Assembly

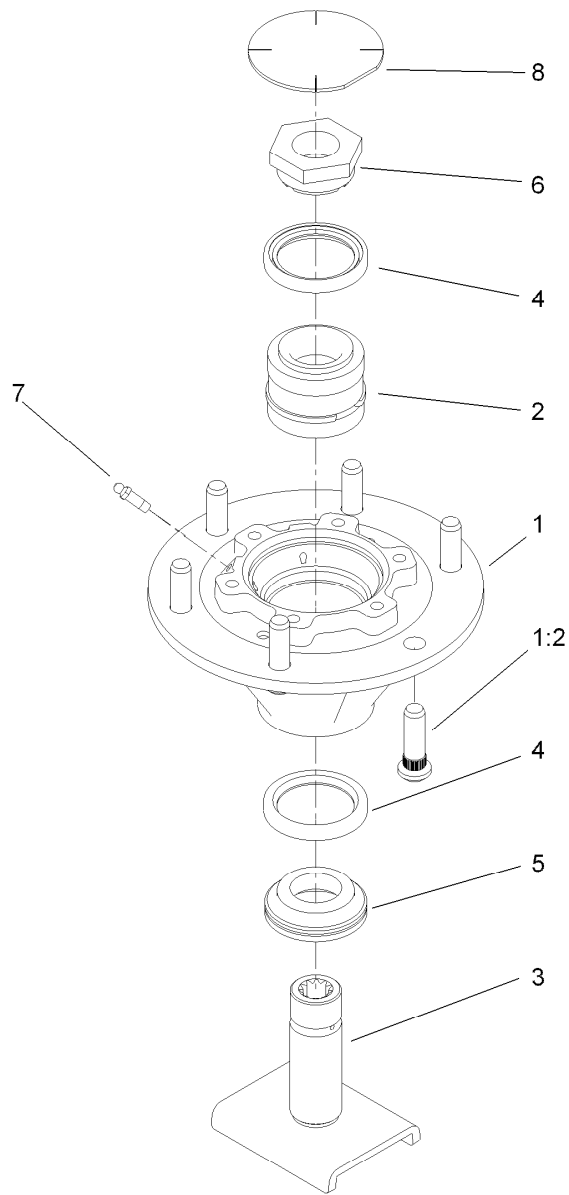
Ref.	Part Number	Qty.	Description
1	100-5797-03	1	Bracket-HOC, RH
2	323-12	2	Screw-HH
3	80-6990	2	Washer-Hardened
4	104-1052-03	1	Bracket-HOC, Front
5	100-5799	18	Shim-HOC, .060 Inch
6	3231-9	4	Screw-CARR
7	104-4641	3	Shim-HOC, .030 Inch
8	32128-43	6	Nut-Flange
9	3234-24	3	Screw-HHF
10	121-3575	3	Spacer-HOC
11	104-4624-03	1	Bracket-HOC, LH
12	125-2011	3	Bracket-HOC



Chamber, Blade and Spindle Assembly

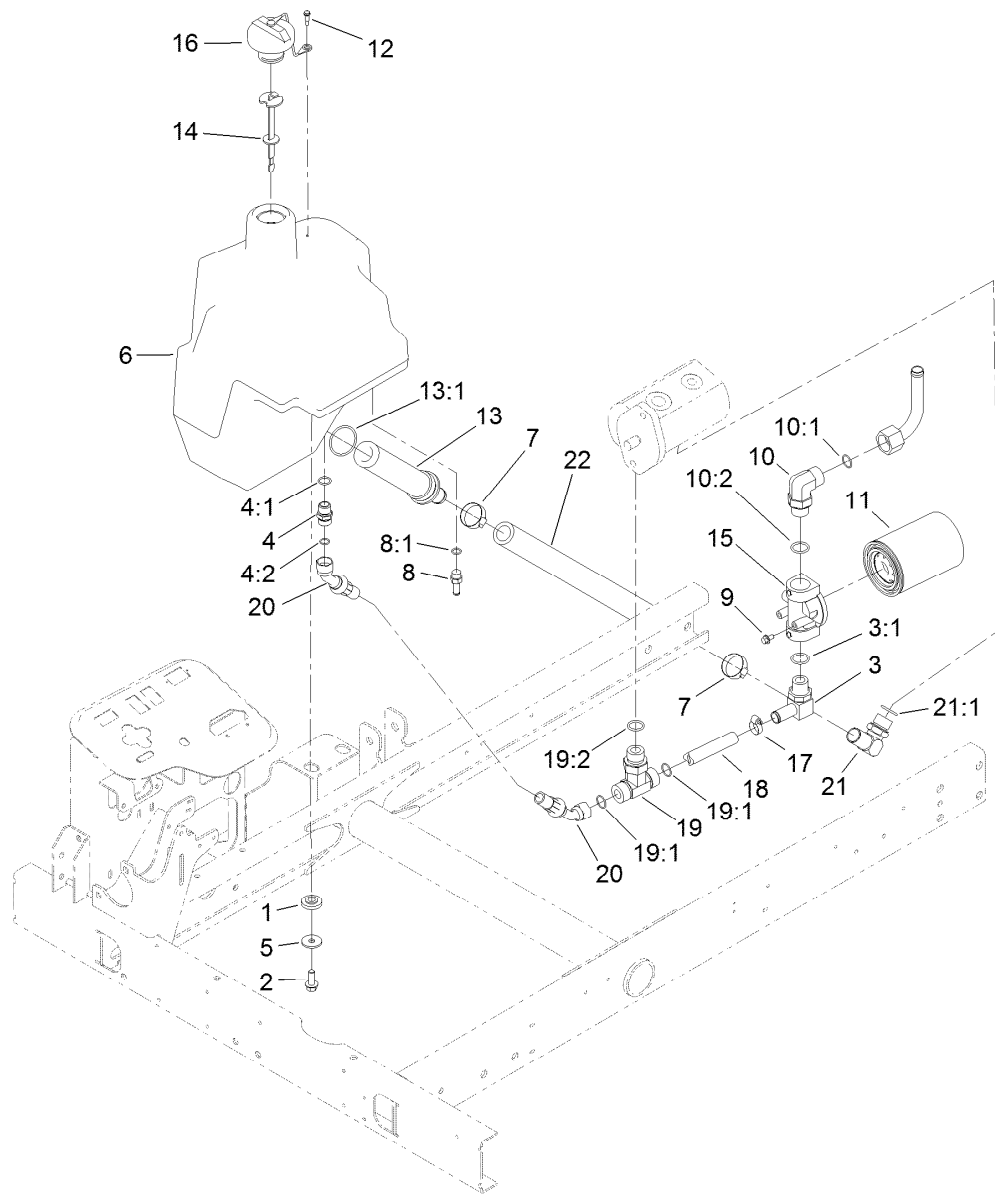
Ref.	Part Number	Qty.	Description
1	32128-39	6	Nut-HHF
3	104-1051-03	1	Plate-Spindle
4	127-6389	1	Deck Chamber Service ASM
4:1		1	Chamber ASM ●
4:1:2	117-4764	2	Decal-Danger
4:1:3	93-7818	1	Decal-Torque, Blade Bolt
4:1:4	104-1086	1	Decal-HOC
5	237-161	1	O-Ring
6	115-3435	1	Spindle ASM
8	107-0235-03	1	Blade-Atomic
8	108-9026-03	1	Blade-Combo
9	72-9361	1	Cup-Scalp, Anti
10	92-5816	1	Bolt-Blade
11	108-9025-01	1	Baffle-Mulching
12	46-8560	5	Screw-HHFTF

● Not serviced separately



Spindle Assembly No. 115-3435

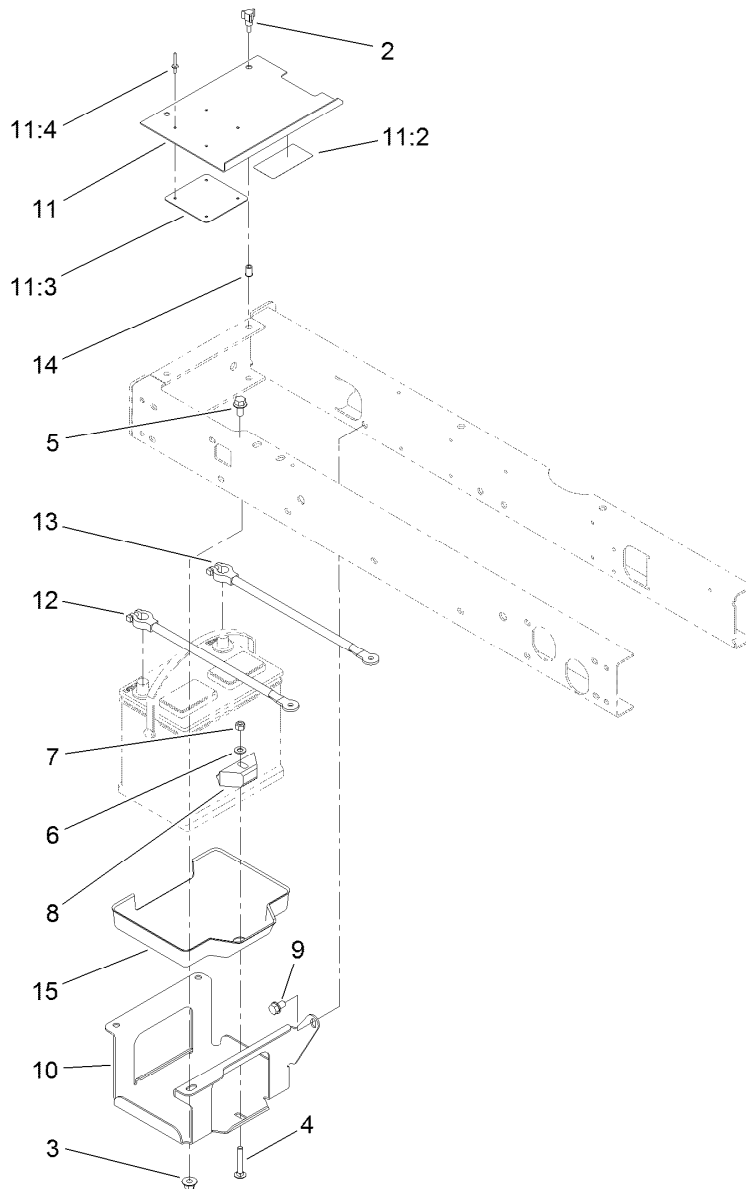
<i>Ref.</i>	<i>Part Number</i>	<i>Qty.</i>	<i>Description</i>
1	115-3434	1	Spindle
1:2	10-6830	6	Stud-Type, Drive
2	100-5703	1	Spacer And Bearing ASM
3	100-5705	1	Spindle Shaft ASM
4	253-154	2	Seal-Oil
5	69-6950	1	Spacer-Shaft, Spindle
6	100-5709	1	Nut-Spindle, Spcl
7	302-62	2	Fitting-Grease
8	94-2703	1	Plug



Hydraulic Tank and Filter Assembly

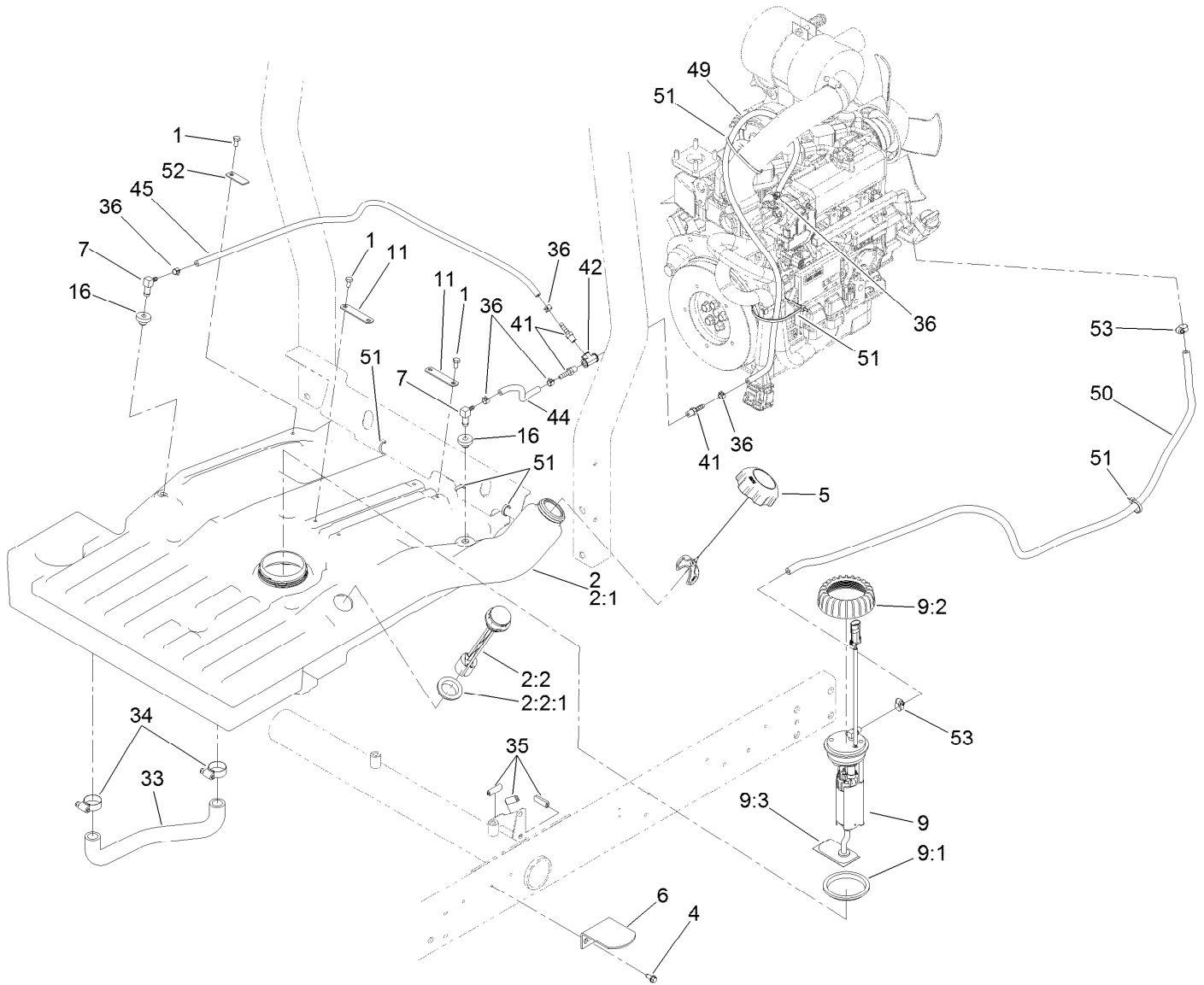
Ref.	Part Number	Qty.	Description
1	240-11	4	Bushing-Flange
2	3234-11	4	Screw-HHF
3	353-987	1	Fitting-Elbow, 90
3:1	237-81	1	O-Ring
4	100-4890	1	Fitting-Check
4:1	237-79	1	O-Ring
4:2	237-30	1	O-Ring
5	63-8410	4	Washer
6	104-4840	1	Tank-HYD
7	2412-34	2	Clamp-Hose
8	353-979	1	Fitting-STR
8:1	237-42	1	O-Ring
9	3234-13	2	Screw-HHF
10	340-142	1	Fitting-Elbow, 90 DEG
10:1	237-58	1	O-Ring
10:2	237-81	1	O-Ring

Ref.	Part Number	Qty.	Description
11	86-3010	1	Filter-Oil
12	57-5420	1	Screw-Shoulder
13	104-7546	1	Tank Strainer ASM
13:1	340-136	1	O-Ring
14	119-6968	1	Dipstick-Oil
15	92-5821	1	Head-Filter
16	93-7160	1	Cap-Oil, HYD
17	2412-36	2	Clamp-Hose
18	104-0486	1	Hose-HYD
19	104-4836	1	Fitting-Tee
19:1	237-58	2	O-Ring
19:2	237-81	1	O-Ring
20	120-3541	1	Hose-HYD
21	95-3502	1	Fitting-Elbow 90
21:1	237-81	1	O-Ring
22	117-3200	1	Hose-Suction



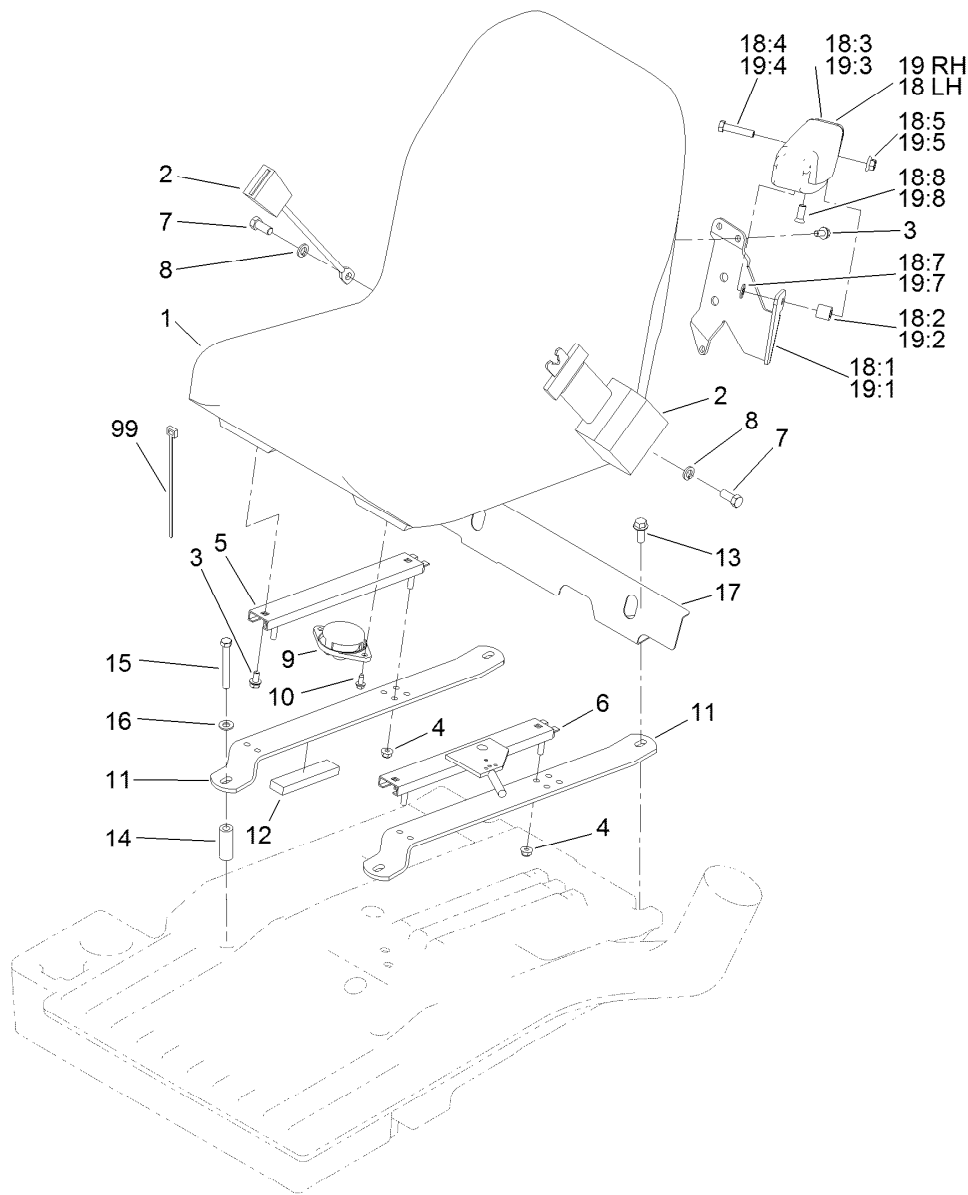
Battery Assembly

<i>Ref.</i>	<i>Part Number</i>	<i>Qty.</i>	<i>Description</i>	<i>Ref.</i>	<i>Part Number</i>	<i>Qty.</i>	<i>Description</i>
2	233-70	2	Knob-Star, Three	11	99-3602	1	Battery Cover ASM
3	32128-43	3	Nut-Flange	11:2	93-7276	1	Decal-Danger
4	3230-6	1	Bolt-CARR	11:3	87-7620	1	Shield-Terminal, Battery
5	3234-1	3	Screw-HHF	11:4	3269-27	4	Rivet-Snap
6	3256-23	1	Washer-Plain	12	95-8853	1	Cable-Battery, Positive
7	3296-29	1	Nut-Lock, NI	13	95-8854	1	Cable-Battery, Negative
8	66-2490	1	Retainer-Battery	14	32148-6	2	Nut-Clinch
9	32144-15	1	Screw-HHFTF	15	99-3513	1	Tray-Battery
10	95-8796-03	1	Support-Battery				



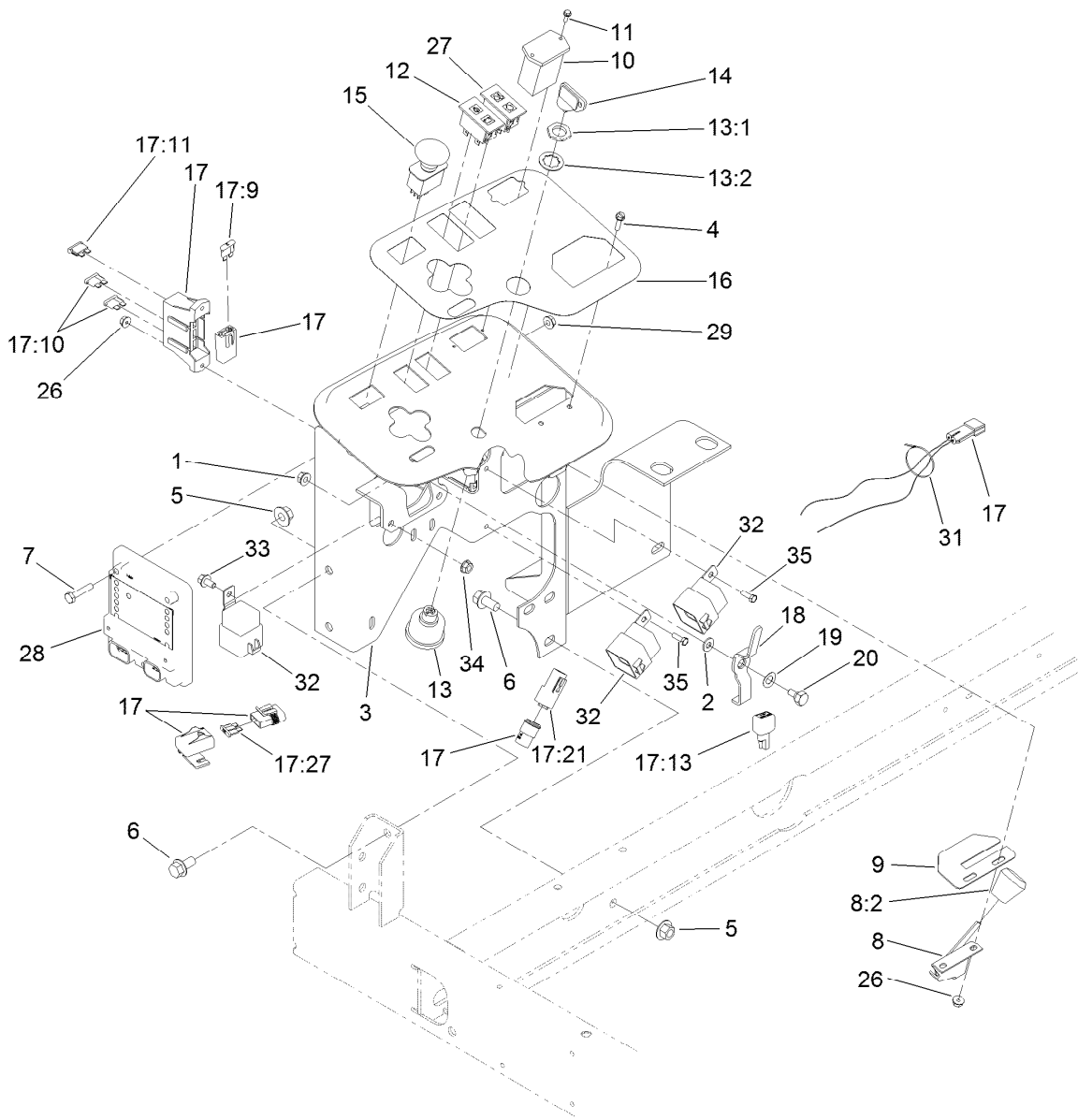
Fuel Tank Assembly

<i>Ref.</i>	<i>Part Number</i>	<i>Qty.</i>	<i>Description</i>	<i>Ref.</i>	<i>Part Number</i>	<i>Qty.</i>	<i>Description</i>
1	321-2	5	Screw-HH	16	46-6560	2	Bushing
2	121-3564	1	Fuel Tank ASM	33	105-4094	1	Hose-Formed
2:1	120-3546	1	Tank-Fuel	34	2412-129	2	Clamp-Hose
2:2	120-3535	1	Fuel Gauge ASM	35	110-8754	3	Trim
2:2:1	121-3544	1	Seal-Fuel Gauge	36	2412-80	6	Clamp-Hose
4	32144-10	2	Screw-HWH	41	94-7220	3	Fitting-Barb, Hose
5	115-7788	1	Cap-Fuel	42	354-20	1	Fitting-Tee
6	95-8968-03	1	Support-Tank, Fuel	44	51-3210	1	Hose-Fuel
7	104-5228	2	Fitting-Elbow, 90 DEG	45	110-3958	1	Hose-Fuel
9	121-3502	1	Fuel Pump ASM	49	108-6344	1	Hose-LP
9:1	115-2163	1	Gasket-Pump, Fuel	50	109-0290	1	Hose-Fuel
9:2	115-2162	1	Cap-Pump, Fuel	51	3290-379	6	Tie-Cable
9:3	121-3613	1	Fuel Pump Filter Kit	52	121-3536	1	Strap-Vent
11	121-3514	2	Strap-Line, Fuel	53	2412-108	2	Clamp-Worm



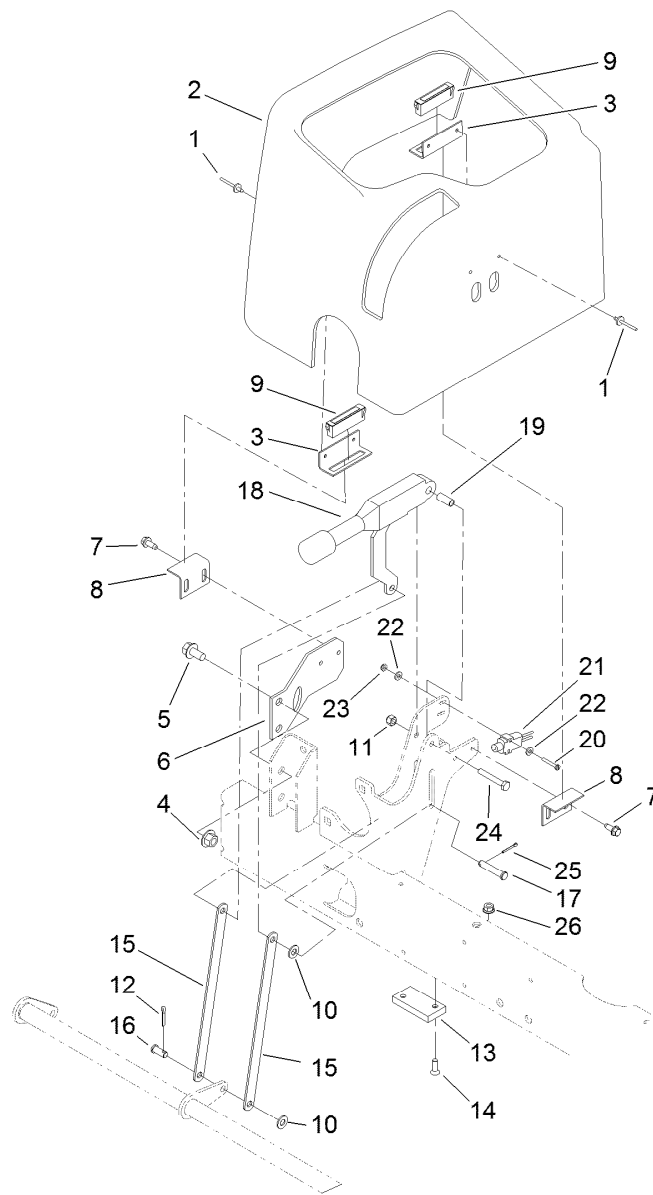
Seat Assembly

<i>Ref.</i>	<i>Part Number</i>	<i>Qty.</i>	<i>Description</i>	<i>Ref.</i>	<i>Part Number</i>	<i>Qty.</i>	<i>Description</i>
1	104-4620	1	Seat	18	92-7307	1	LH Armrest ASM
2	100-4928	1	Belt-Seat	18:1	69-0760	1	Bracket-Arm, LH
3	3234-14	6	Screw-HHF	18:2	92-7301	1	Spacer
4	104-8300	4	Nut-HF, NI	18:3	69-1180	1	Armrest
5	92-8990	1	Adjuster-Seat, Non-Locking	18:4	323-9	1	Screw-HH
6	92-8991	1	Adjuster (W/Latch)	18:5	32128-19	1	Nut-HF Lock, Large Flg
7	3212-4	2	Screw-HH	18:7	3256-24	1	Washer-Flat
8	3253-6	2	Washer-Lock	18:8	92-7318	1	Screw
9	92-6282	1	Switch-Seat	19	92-7306	1	RH Armrest ASM
10	32144-10	2	Screw-HWH	19:1	69-0770	1	Bracket-Arm, RH
11	104-0467-03	2	Strap-Support, Seat	19:2	92-7301	1	Spacer
12	95-8896	2	Foam	19:3	69-1180	1	Armrest
13	3234-11	2	Screw-HHF	19:4	323-9	1	Screw-HH
14	104-0466	2	Spacer	19:5	32128-19	1	Nut-HF Lock, Large Flg
15	323-14	2	Screw-HH	19:7	3256-24	1	Washer-Flat
16	3256-24	2	Washer-Flat	19:8	92-7318	1	Screw
17	104-4833-03	1	Shield-Heat	99	3290-378	1	Tie-Cable



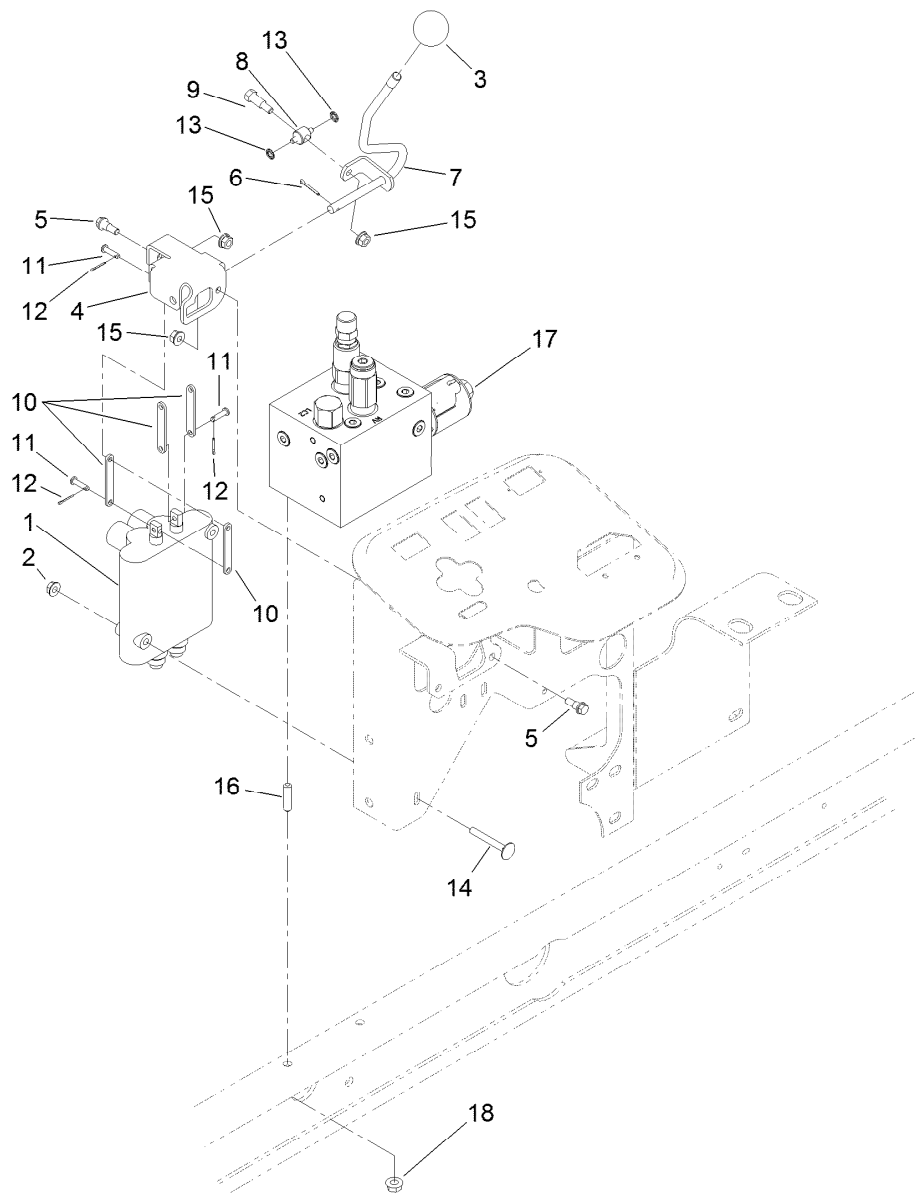
Control Panel Assembly

Ref.	Part Number	Qty.	Description	Ref.	Part Number	Qty.	Description
1	32128-32	1	Nut-HHF	17	122-0286	1	Harness-Wire
2	3256-22	1	Washer-Flat	17:9	94-6710	1	Fuse-2 Amp
3	115-3496-03	1	Panel-Control	17:10	218-578	2	Fuse-Blade, 10 Amp
4	32105-13	4	Screw-HWH	17:11	109355	1	Fuse-Blade, 15 Amp
5	32128-43	5	Nut-Flange	17:13	100-4918	2	Diode
6	3234-1	5	Screw-HHF	17:21	32180-043	1	Resistor-120 Ohm
7	321-8	3	Screw-HH	17:27	109103	1	Fuse-Blade, 30 Amp
8	122-0056	1	Throttle-Electronic	18	99-3401-03	1	Lever-Valve, Lock
8:2	66-0120	1	Knob	19	3290-477	1	Washer-Curved
9	104-0421	1	Plate-Stop, Throttle	20	63-3410	1	Screw-Shoulder
10	75-6820	1	Hourmeter	26	3290-148	4	Nut-HF
11	32144-18	2	Screw-HWH	27	121-3508	1	Light Cluster
12	100-8070	1	Lamp-Warning	28	106-9277	1	Module-Control, Standard
13	104-2541	1	Ignition Switch ASM	29	32128-33	3	Nut-HF
13:1	218-461	1	Nut-HH	31	3290-379	1	Tie-Cable
13:2	3254-5	1	Washer-Lock	32	99-7430	3	Relay-Mini
14	63-8360	2	Key-Ignition	33	3234-13	1	Screw-HHF
15	93-9999	1	Switch-PTO	34	32128-33	1	Nut-HF
16	121-3531	1	Decal-Console	35	3290-134	2	Screw



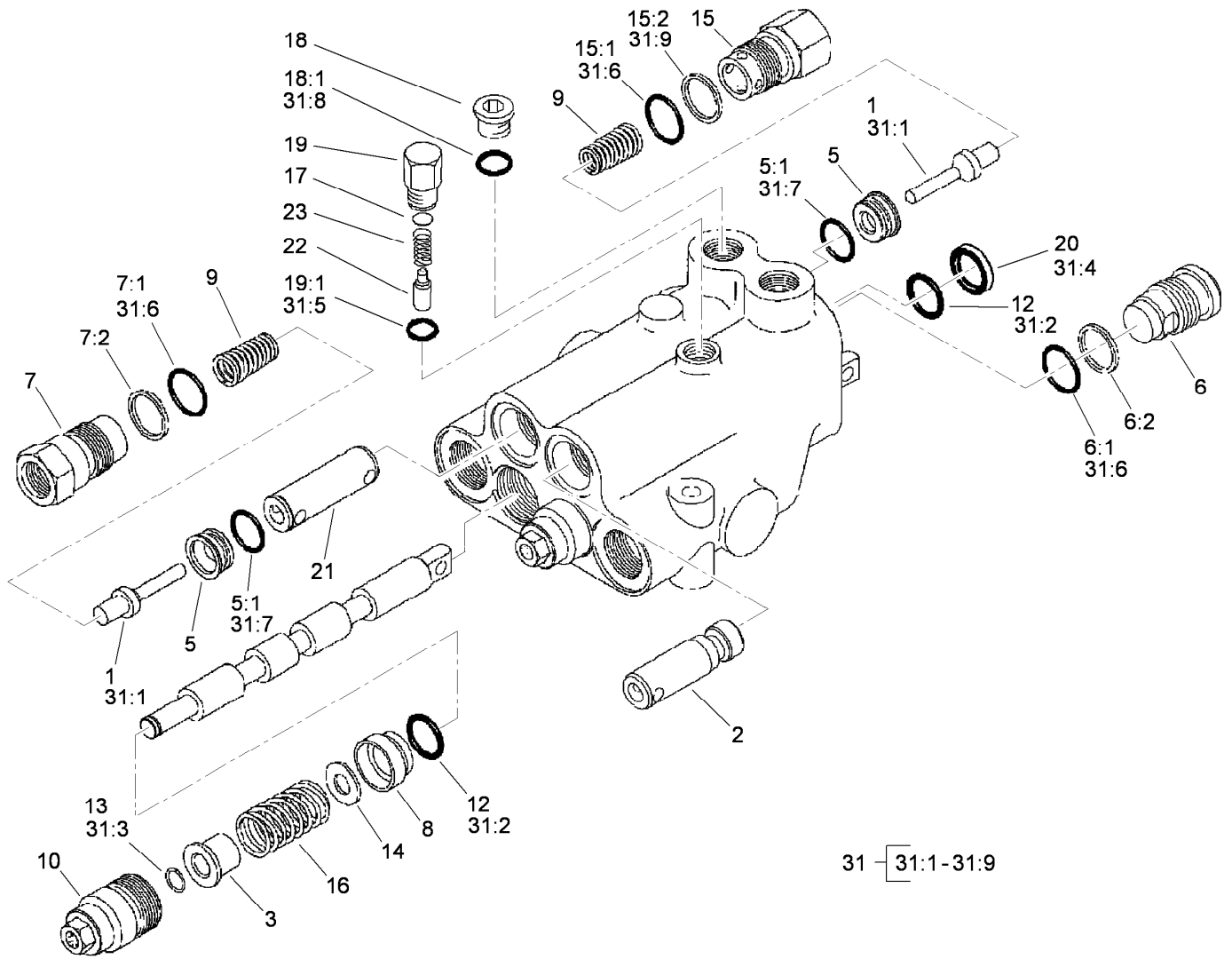
Parking Brake and Dash Cover Assembly

<i>Ref.</i>	<i>Part Number</i>	<i>Qty.</i>	<i>Description</i>	<i>Ref.</i>	<i>Part Number</i>	<i>Qty.</i>	<i>Description</i>
1	3269-5	4	Rivet-Pop	14	3289-4	2	Screw-FH
2	95-8707	1	Cover-Dash	15	104-4628-03	2	Link-Brake, Parking
3	95-8763	2	Bracket-Hold Down, Cover	16	283-62	1	Pin-Clevis
4	32128-43	2	Nut-Flange	17	94-3829	1	Pin-Clevis
5	3234-1	2	Screw-HHF	18	104-4817	1	Lever-Brake
6	95-8764-03	1	Support-Magnet	19	87-4710	1	Spacer-Brake, Parking
7	32144-10	4	Screw-HWH	20	32105-9	2	Screw
8	95-8765	2	Bracket-Strike, Magnet	21	95-8900	1	Switch
9	58-4250	2	Catch-Magnetic	22	3256-21	4	Washer-Flat
10	3256-23	3	Washer-Plain	23	3296-9	2	Nut-Hex
11	3296-42	1	Nut-Lock, NI	24	321-10	1	Screw-HH
12	3272-10	1	Pin-Cotter	25	3272-6	1	Pin-Cotter
13	95-8684	1	Pad-Bumper	26	32128-32	2	Nut-HHF



2-Spool Control Valve Assembly

<i>Ref.</i>	<i>Part Number</i>	<i>Qty.</i>	<i>Description</i>	<i>Ref.</i>	<i>Part Number</i>	<i>Qty.</i>	<i>Description</i>
1	95-8581	1	2-Spool Control Valve ASM	10	95-8634	4	Link
2	32128-33	2	Nut-HF	11	283-16	3	Pin-Clevis
3	233-42	1	Knob	12	3272-1	3	Pin-Cotter
4	95-8633	1	Bracket-Valve, Actuator	13	32151-106	2	Ring-Retaining
5	42-3560	2	Bolt-Shoulder	14	3230-33	2	Screw-CARR
6	3272-6	1	Pin-Cotter	15	32128-32	3	Nut-HHF
7	95-8635	1	Lever-Valve	16	104-0430	2	Stud
8	95-8638	1	Trunnion-Valve, Actuator	17	121-3570	1	Manifold ASM
9	92-8916	1	Bolt-Shoulder	18	104-8300	2	Nut-HF, NI

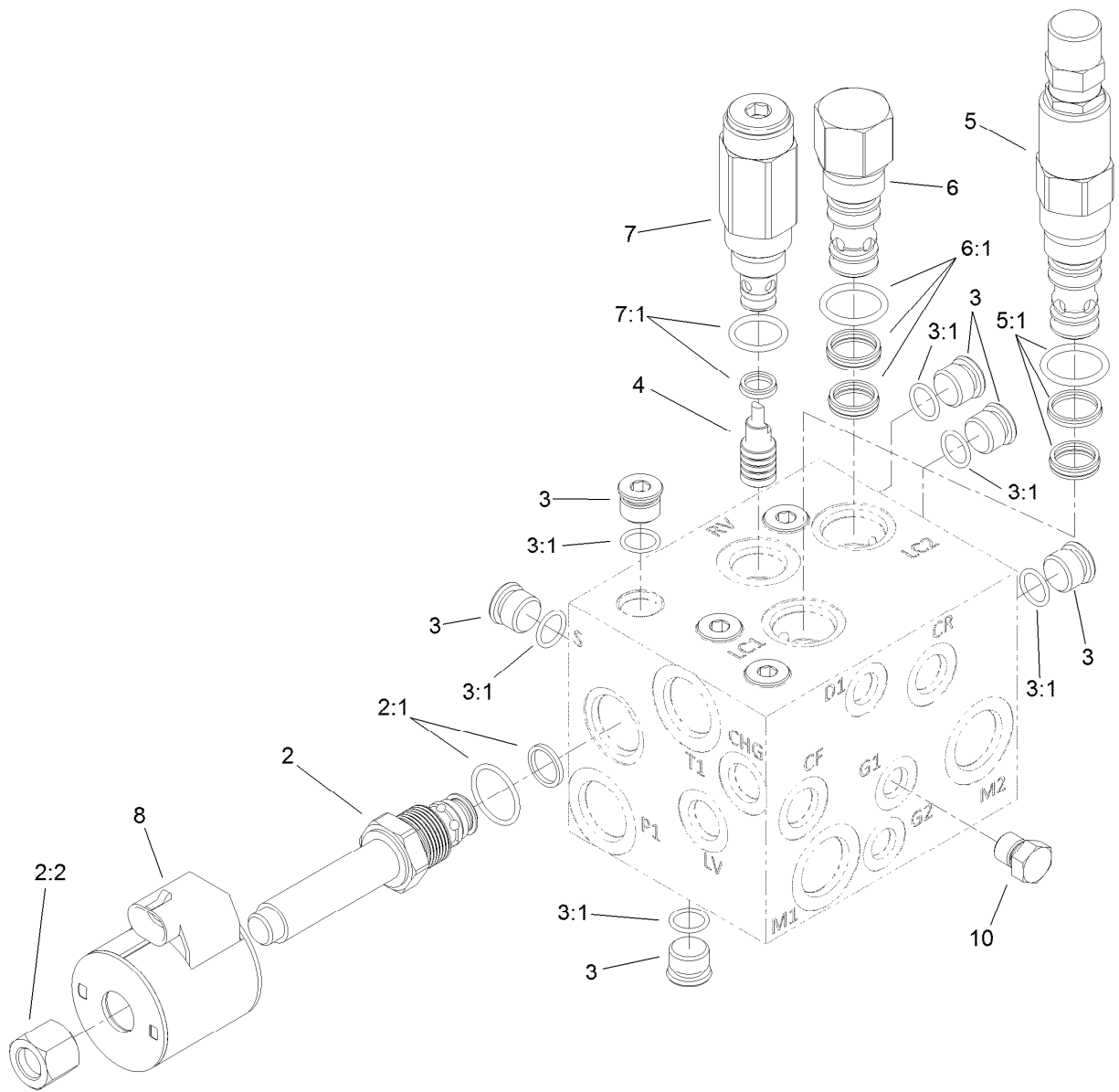


31 — 31:1-31:9

2-Spool Control Valve Assembly No. 95-8581

Ref.	Part Number	Qty.	Description
1	58-6290	3	Poppet
2	69-1840	1	Plunger
3	58-6310	2	Spacer
5	58-6330	3	Seat
5:1	58-6340	1	O-Ring
6	58-6350	1	Plug
6:1	60-5720	1	O-Ring
6:2	58-6370	1	Washer
7	69-1800	2	Plug ASM
7:1	60-5720	1	O-Ring
7:2	58-6370	1	Washer
8	58-6400	2	Bushing
9	69-1810	3	Spring
10	58-6420	2	Cap
12	58-6450	4	O-Ring
13	58-6460	2	Ring-Retaining
14	65-2770	2	Washer
15	99-3526	1	Plug ASM
15:1	60-5720	1	O-Ring
15:2	59-7730	1	Washer-Backup

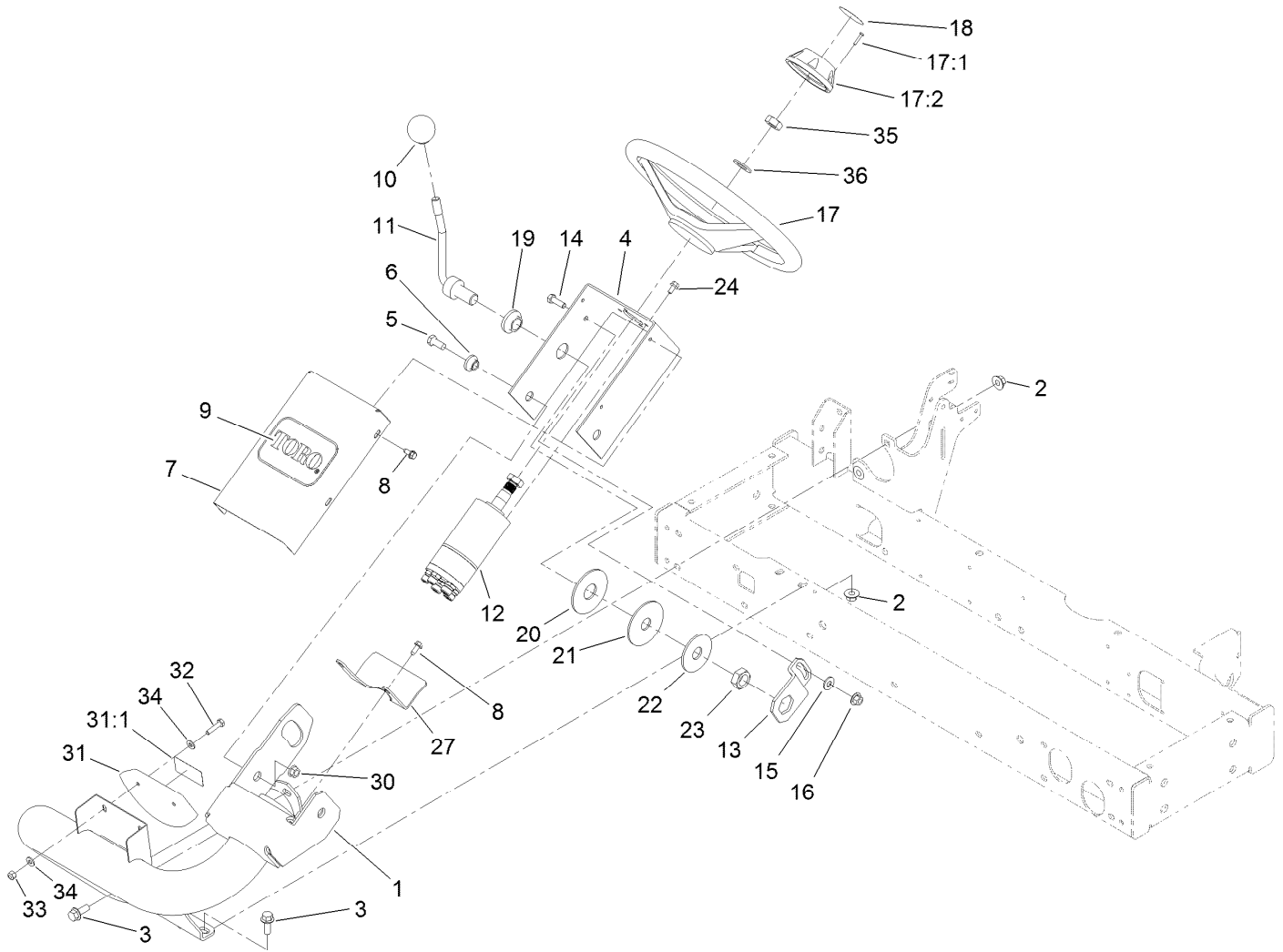
Ref.	Part Number	Qty.	Description
16	99-3531	2	Spring
17	60-6450	1	Disc
18	353-989	1	Plug-Hex, Hollow
18:1	237-42	1	O-Ring
19	58-6780	1	Plug
19:1	58-6790	1	O-Ring
20	58-6320	2	Wiper
21	99-3528	1	Plunger
22	58-6770	1	Plunger
23	58-6760	1	Spring
31	99-3530	1	Seal Kit
31:1	58-6290	3	Poppet
31:2	58-6450	4	O-Ring
31:3	58-6460	2	Ring-Retaining
31:4	58-6320	2	Wiper
31:5	58-6790	1	O-Ring
31:6	60-5720	4	O-Ring
31:7	58-6340	2	O-Ring
31:8	237-42	1	O-Ring
31:9	59-7730	2	Washer-Backup



Hydraulic Manifold Assembly No. 121-3570

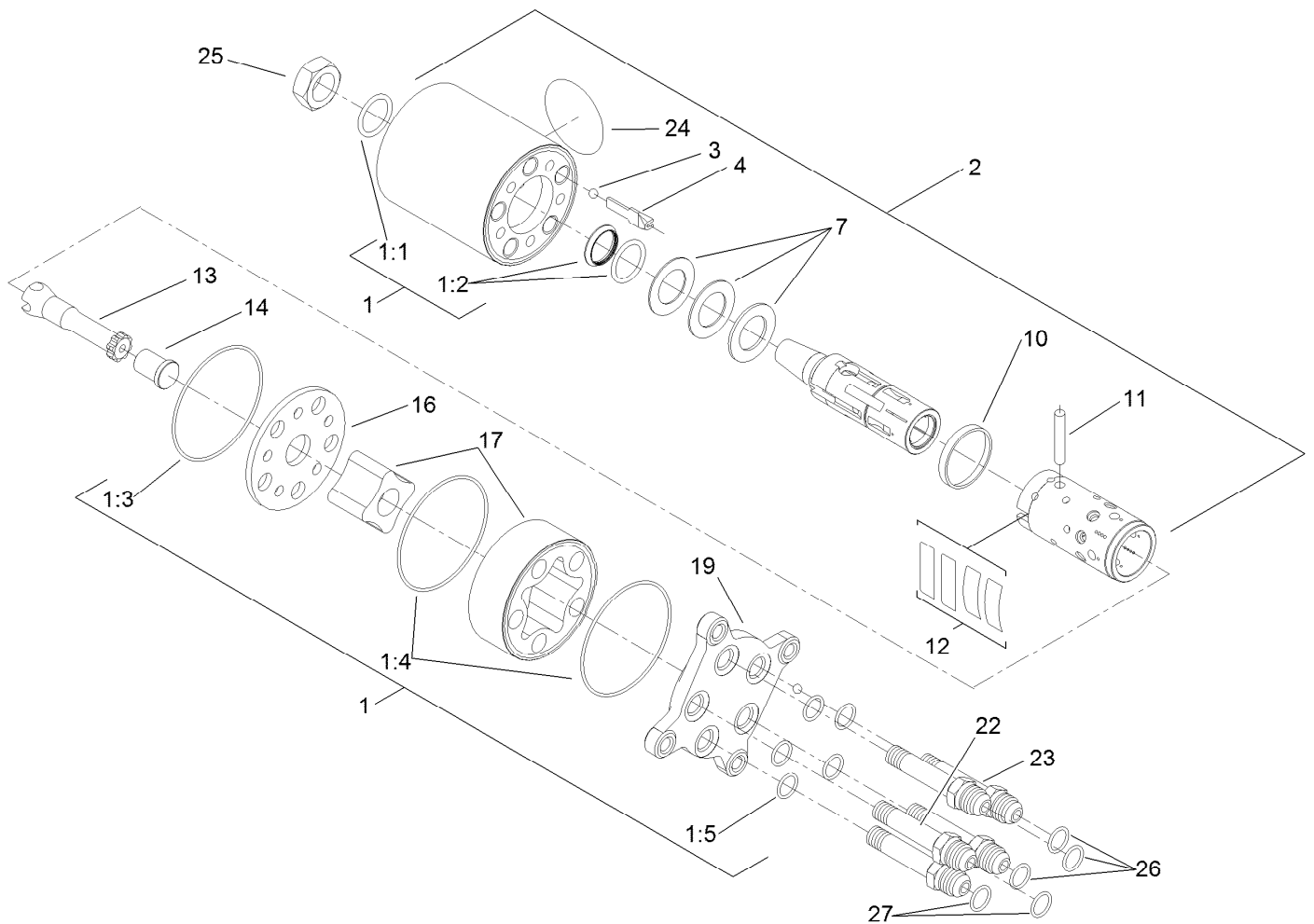
Ref.	Part Number	Qty.	Description
2	110-8768	1	Valve-Relief, Solenoid (3000 PSI)
2:1	110-6316	1	Seal Kit ●
2:2	130-8180	1	Nut-Coil (9/16-24 Unef-2B)
3	353-512	9	Plug
3:1	237-78	1	O-Ring
4	105-9157	1	Piston-Pilot
5	119-2011	1	Valve-Logic, Adjustable
5:1	119-2159	1	Seal Kit
6	105-9153	1	Element-Logic, Vented
6:1	119-2159	1	Seal Kit
7	112-5259	1	Valve-Relief
7:1	105-9156	1	Seal Kit
8	110-6344	1	Coil-12V, DC
10	117-0115	1	Plug

● Not illustrated



Steering Arm Assembly

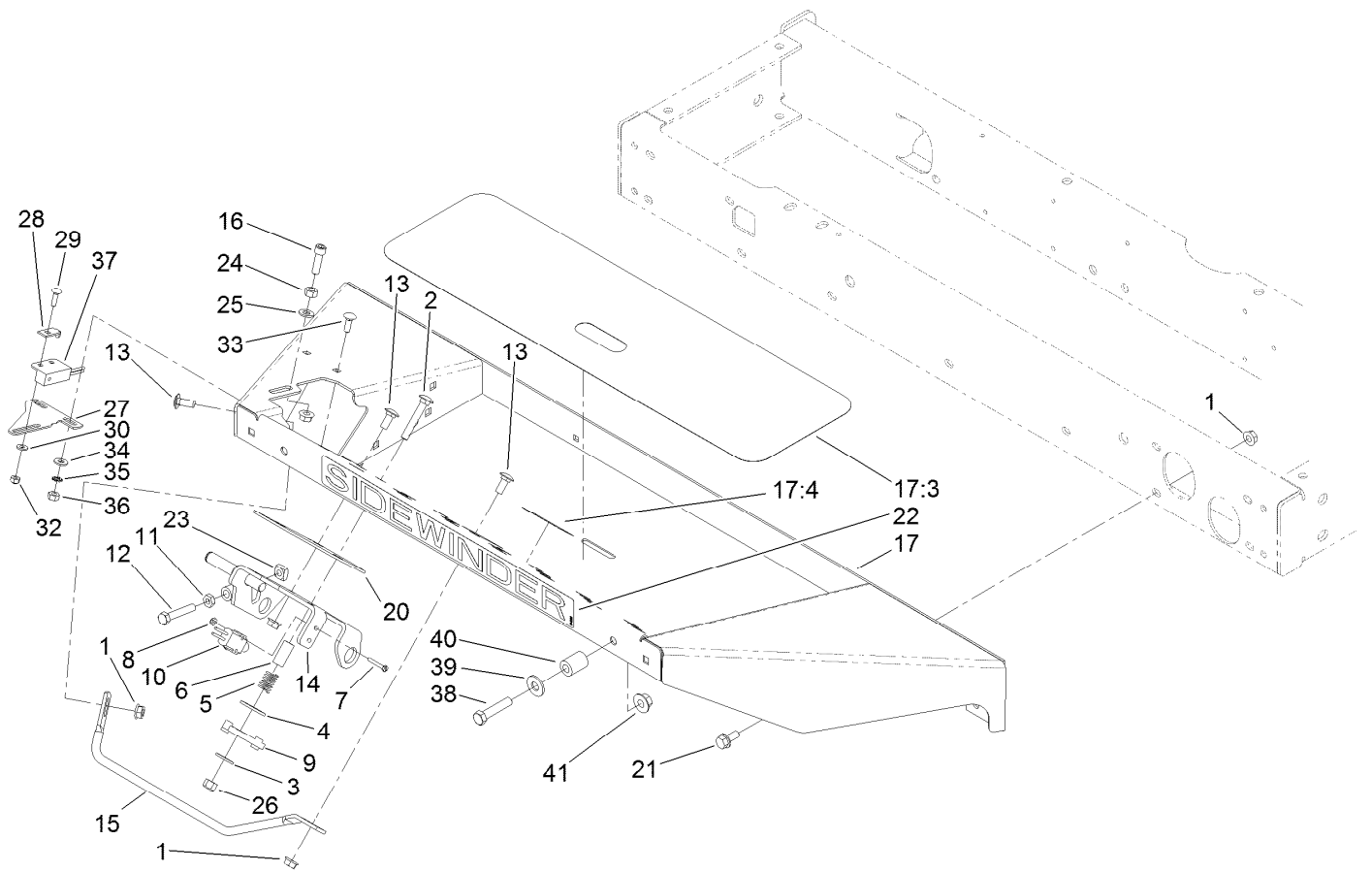
Ref.	Part Number	Qty.	Description	Ref.	Part Number	Qty.	Description
1	105-8536-01	1	Arm-Steering	17:2	68-5140	1	Cap-Wheel, Steering
2	32128-43	4	Nut-Flange	18	68-5370	1	Decal
3	3234-11	4	Screw-HHF	19	99-3502	1	Boss
4	104-5185-01	1	Bracket-Valve, Steering	20	31-0390	1	Disc-Friction
5	323-5	2	Screw-HH	21	82-9010	1	Disc-Friction
6	93-5988	2	Hub-Pivot	22	80-2930	1	Washer-Flat
7	95-8794-01	1	Cover-Valve, Steering	23	3218-7	1	Nut-Jam
8	32144-10	5	Screw-HWH	24	33103-012	4	Screw-HHF
9	67-1300	1	Decal	27	99-3405-01	1	Shield-Steering
10	233-48	1	Knob	30	32128-21	2	Nut-HF Lock
11	95-8798-03	1	Lever-Steering	31	100-4929	1	Slope Indicator ASM
12	121-7856	1	Steering Valve ASM	31:1	100-4837	1	Decal-Danger
13	80-2880	1	Bracket-Tilt	31:1	121-3598	1	Decal-Danger, 17 Degree
14	322-5	1	Screw-HH	32	321-7	2	Screw-HH
15	3256-3	1	Washer-Flat	33	3296-42	2	Nut-Lock, NI
16	32128-44	1	Nut	34	3256-22	4	Washer-Flat
17	75-0560	1	Steering Wheel ASM	35	3296-33	1	Nut-Lock, NI
17:1	32144-21	1	Screw	36	3256-27	1	Washer-Flat



Steering Valve Assembly No. 121-7856

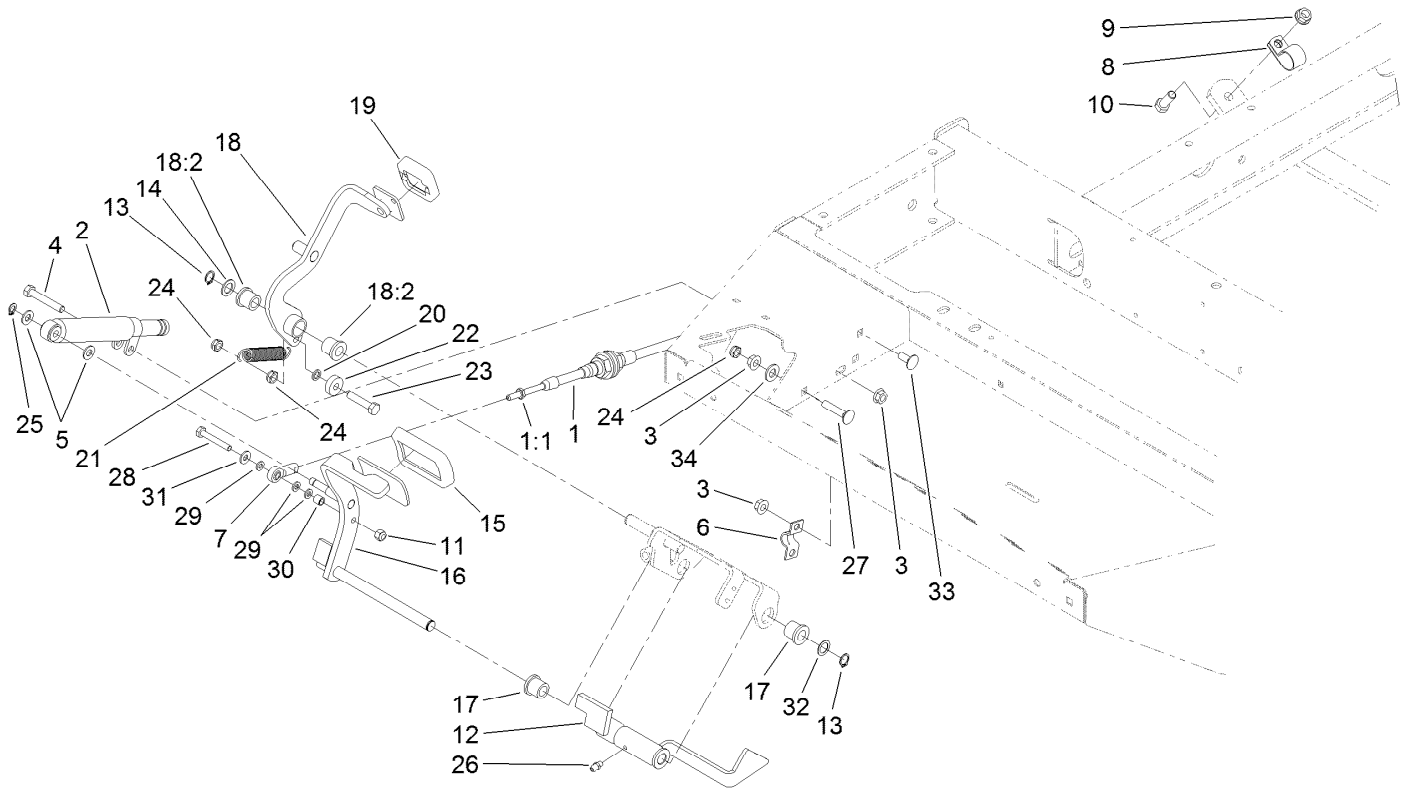
Ref.	Part Number	Qty.	Description	Ref.	Part Number	Qty.	Description
1	106-6716	1	Seal Kit	12		1	Springs ●
1:1		1	Ring-Seal, Dust ●	13		1	Shaft ●
1:2		1	Seal-Shaft ●	14		1	Spacer ●
1:3		1	O-Ring ●	16		1	Plate-Distributor ●
1:4		2	O-Ring ●	17		1	Gearwheel Set ●
1:5		5	O-Ring ●	19		1	Cover-End ●
2		1	Housing ●	22		1	Screw-Special ●
3		1	Ball ●	23		4	Screw-Special ●
4		1	Stop-Ball ●	24		1	Plate-Name ●
7		1	Bearing ASM ●	25	3296-33	1	Nut-Lock, NI
10		1	Ring ●	26	237-22	3	O-Ring
11		1	Pin-Cross ●	27	237-21	2	O-Ring

● Not serviced separately



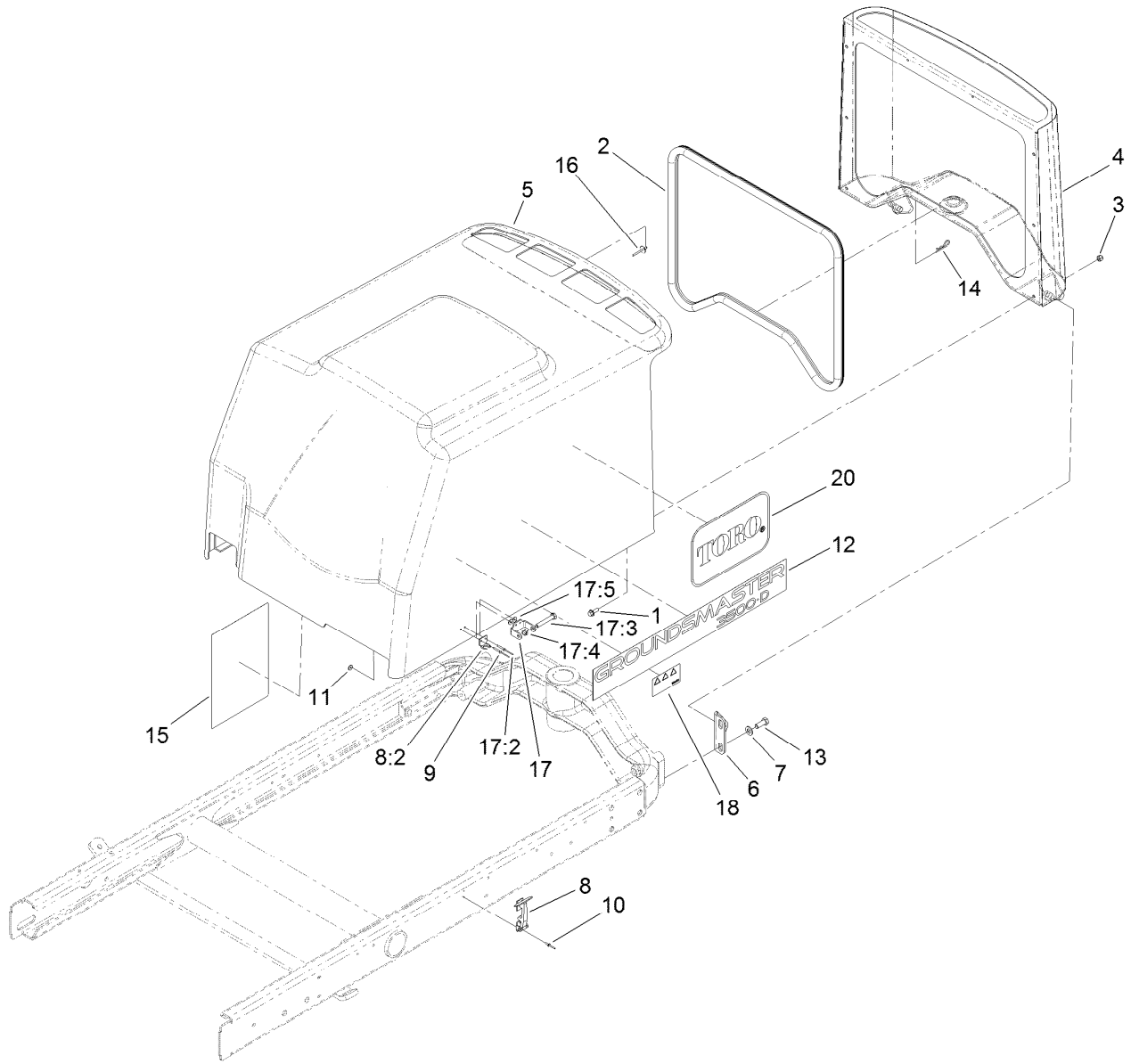
Floorplate Assembly

Ref.	Part Number	Qty.	Description	Ref.	Part Number	Qty.	Description
1	32128-20	15	Nut-HF	21	3234-5	10	Screw-HHF
2	3230-6	1	Bolt-CARR	22	99-3388	1	Decal
3	3256-3	1	Washer-Flat	23	99-3565	1	Nut-Square
4	3256-40	1	Washer-Flat	24	3217-6	1	Nut-Hex
5	65-9940	1	Spring	25	3256-23	1	Washer-Plain
6	95-8866	1	Tube-Arm, Rocker	26	3296-29	1	Nut-Lock, NI
7	32105-9	2	Screw	27	100-4871	1	Bracket-Switch, Neutral
8	3296-9	2	Nut-Hex	28	100-4872	1	Plate-Switch, Neutral
9	99-3593	1	Arm-Rocker	29	3229-20	1	Screw-CARR
10	95-8900	1	Switch	30	3256-14	1	Washer-Flat
11	3218-2	1	Nut-Hex Jam	32	3296-2	1	Nut-Lock, NI
12	322-41	1	Bolt-Hex,TAP	33	3229-1	2	Screw-CARR
13	3230-23	4	Bolt-CARR	34	3256-22	2	Washer-Flat
14	95-8869-03	1	Bracket-Pedal, Traction	35	3255-7	2	Washer-Lock/EXT
15	95-8893	1	Bar-Deflector	36	3217-5	2	Nut-Hex
16	3274-22	1	Screw-HSH	37	100-1270	1	Switch-Proximity
17	106-4154	1	Floorplate ASM	38	323-9	2	Screw-HH
17:3	99-3478	1	Tread-Foot	39	3256-4	2	Washer-Flat
17:4	99-3444	1	Decal-Mow / Transport	40	104-4613	2	Tube-Latch
20	106-2661-01	1	Plate-Support	41	32128-43	2	Nut-Flange



Traction Pedal Assembly

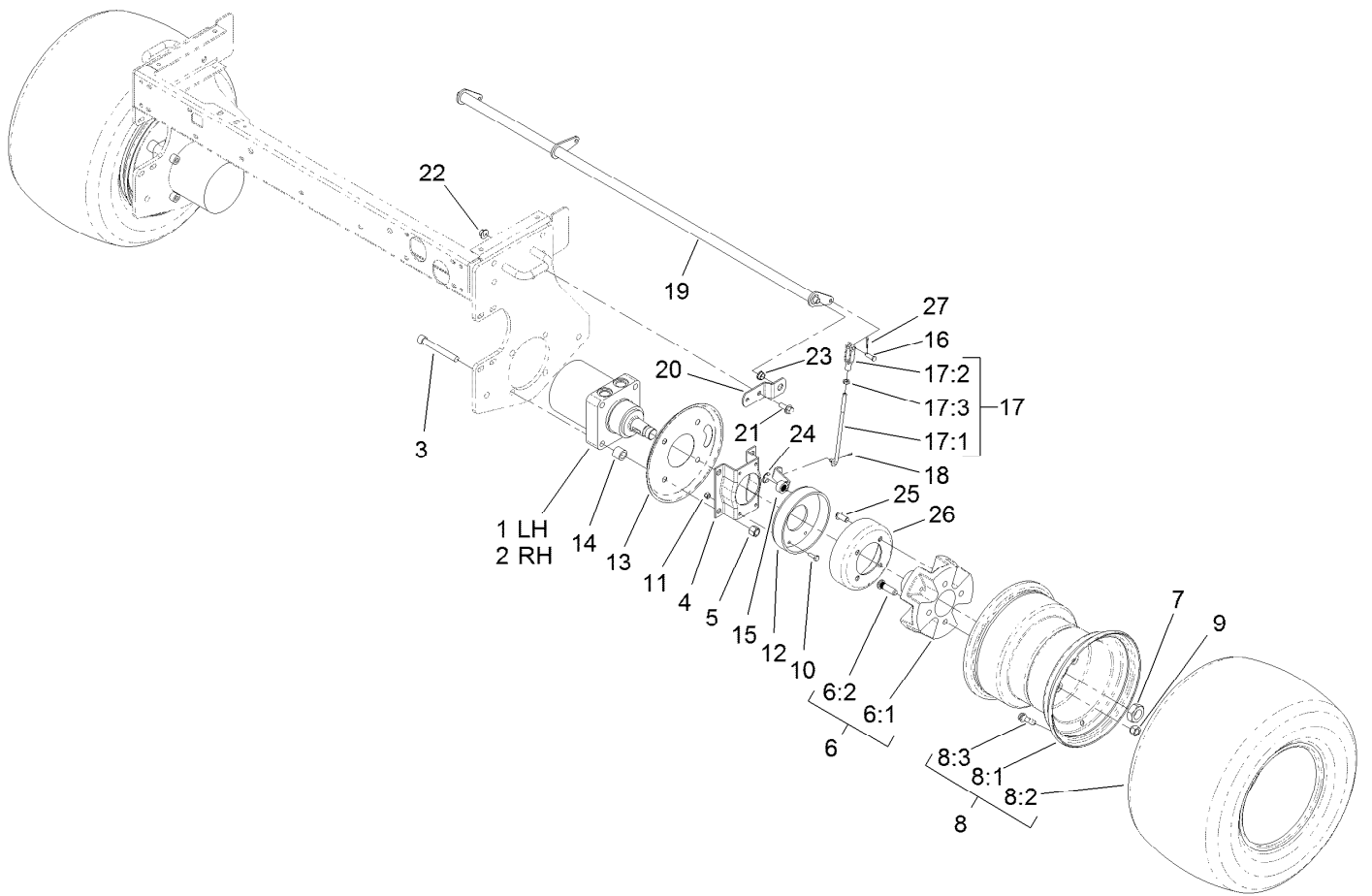
<i>Ref.</i>	<i>Part Number</i>	<i>Qty.</i>	<i>Description</i>	<i>Ref.</i>	<i>Part Number</i>	<i>Qty.</i>	<i>Description</i>
1	100-4815	1	Cable-Control, Traction	18	99-3379	1	Pedal-Reverse ASM
1:1	3220-1	2	Nut-Jam	18:2	256-243	2	Bearing-Flange
2	76-8870	1	Damper-Lever	19	74-9110	1	Pad-Pedal, Reverse
3	32128-20	5	Nut-HF	20	75-5470	1	Spacer-Bearing
4	322-10	1	Screw-HH	21	99-3476	1	Spring-Extension
5	3256-23	2	Washer-Plain	22	251-259	1	Bearing-Ball
6	93-2092	1	Clamp-Cable	23	322-7	1	Screw-HH
7	2411-41	1	Rod End-Ball Joint	24	3296-47	3	Nut-Lock,NI
8	2412-41	1	Clamp-R	25	32151-3	1	Ring-Grip
9	3290-357	1	Nut-HSF	26	302-5	1	Fitting-Grease
10	323-6	1	Screw-HH	27	3230-27	1	Screw-CARR
11	3296-42	1	Nut-Lock, NI	28	321-10	1	Screw-HH
12	95-8861	1	Slide	29	33093-00	3	Washer-Flat
13	32151-84	2	Ring-Shaft, EXT	30	99-3545	1	Spacer
14	41-8440	1	Washer	31	3256-22	1	Washer-Flat
15	74-9100	1	Pad-Pedal, Forward	32	73-0040	4	Washer-Thrust
16	104-4852-03	1	Pedal-Traction	33	3230-23	2	Bolt-CARR
17	256-243	2	Bearing-Flange	34	3256-24	1	Washer-Flat



Hood Assembly

Ref.	Part Number	Qty.	Description	Ref.	Part Number	Qty.	Description
1	3234-4	6	Screw-HHF	12	121-3541	2	Decal-Hood
2	100-4932	1	Trim-Seal	13	323-6	4	Screw-HH
3	3296-42	6	Nut-Lock, NI	14	3290-467	1	Pin-Hair
4	104-4853-03	1	Screen-Hood	15	121-3533	1	Decal-Service
5	121-3507	1	Hood ASM	16	3269-21	2	Rivet-Pop
5:1	106-8115	1	Heat Tape Repair Kit ●	17	119-2004	1	CE Latch Kit
6	95-8728	2	Bracket-Pivot, Hood	17:2	107-0333	2	Rivet-Pop
7	3256-24	8	Washer-Flat	17:3	322-10	1	Screw-HH
8	59-9740	2	Flex Draw Latch ASM	17:4	3296-47	1	Nut-Lock, NI
8:2	249-40	1	Keeper	17:5	3269-10	2	Washer-Back
9	107-0333	4	Rivet-Pop	18	106-6754	1	Decal-Danger
10	3290-55	4	Rivet-Pop	20	66-6140	2	Decal
11	3269-10	4	Washer-Back				

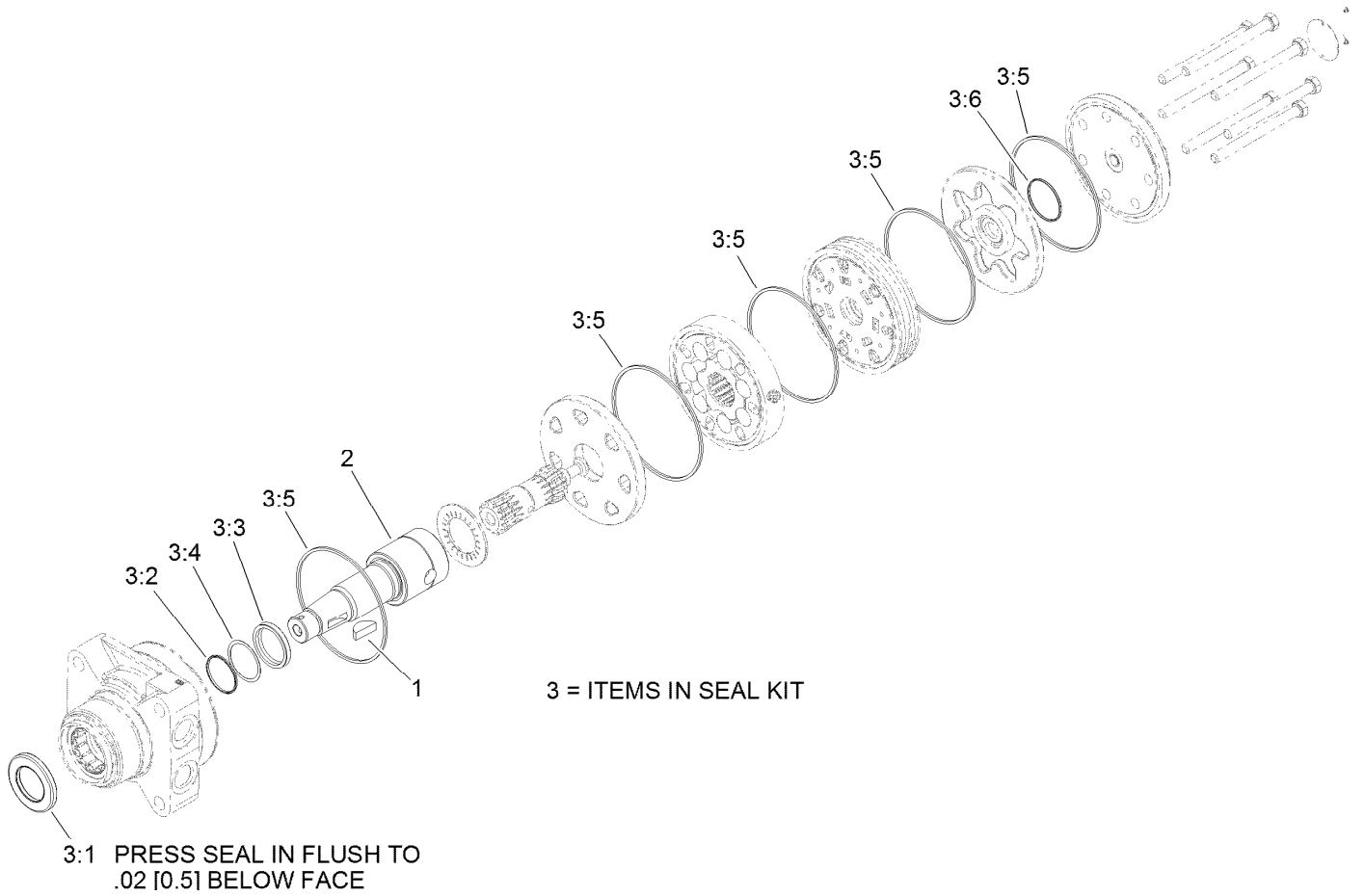
● Not illustrated



Wheel Motor and Brake Assembly

Ref.	Part Number	Qty.	Description	Ref.	Part Number	Qty.	Description
1	110-8785	1	HYD Motor ASM (CCW)	14	119-8238	8	Spacer-Deck Pulley
2	110-8786	1	HYD Motor ASM (CW)	15	114-2726	2	Lever-Brake
3	3274-99	8	Screw-HSH	16	283-1	2	Pin-Clevis
4	84-2000-03	2	Bracket-Brake	17	115-6672	2	Brake Lever ASM
5	3296-23	8	Nut-Lock, NI	17:1	104-4627	1	Rod-Adjusting
6		2	Wheel Hub/Stud ASM ●	17:2	1-303105	1	Yoke-Adjustable
6:1	104-0462	1	Hub-Wheel, Spacer	17:3	3220-2	1	Nut-Jam
6:2	10-6830	4	Stud-Type, Drive	18	3272-6	2	Pin-Cotter
7	26-3790	2	Nut-Lock	19	104-4625-03	1	Shaft-Pivot, Brake
8		2	Tire And Rim ASM ●	20	95-8683	2	Bracket-Pivot, Brake
8:1	121-3548	1	Rim	21	3234-11	4	Screw-HHF
8:2	117-5125	1	Tire	22	32128-43	4	Nut-Flange
8:3	232-27	1	Stem-Valve	23	256-156	2	Bushing-Flange
9	242-50	8	Nut-Lug	24	104-7706	2	E-Ring, Bowed
10	321-5	8	Screw-HH	25	3274-105	8	Screw-HSBH
11	3296-42	8	Nut-Lock, NI	26	104-4809	2	Drum-Brake
12	104-7705	2	Brake ASM	27	3272-10	2	Pin-Cotter
13	104-0485-03	2	Shield-Wheel				

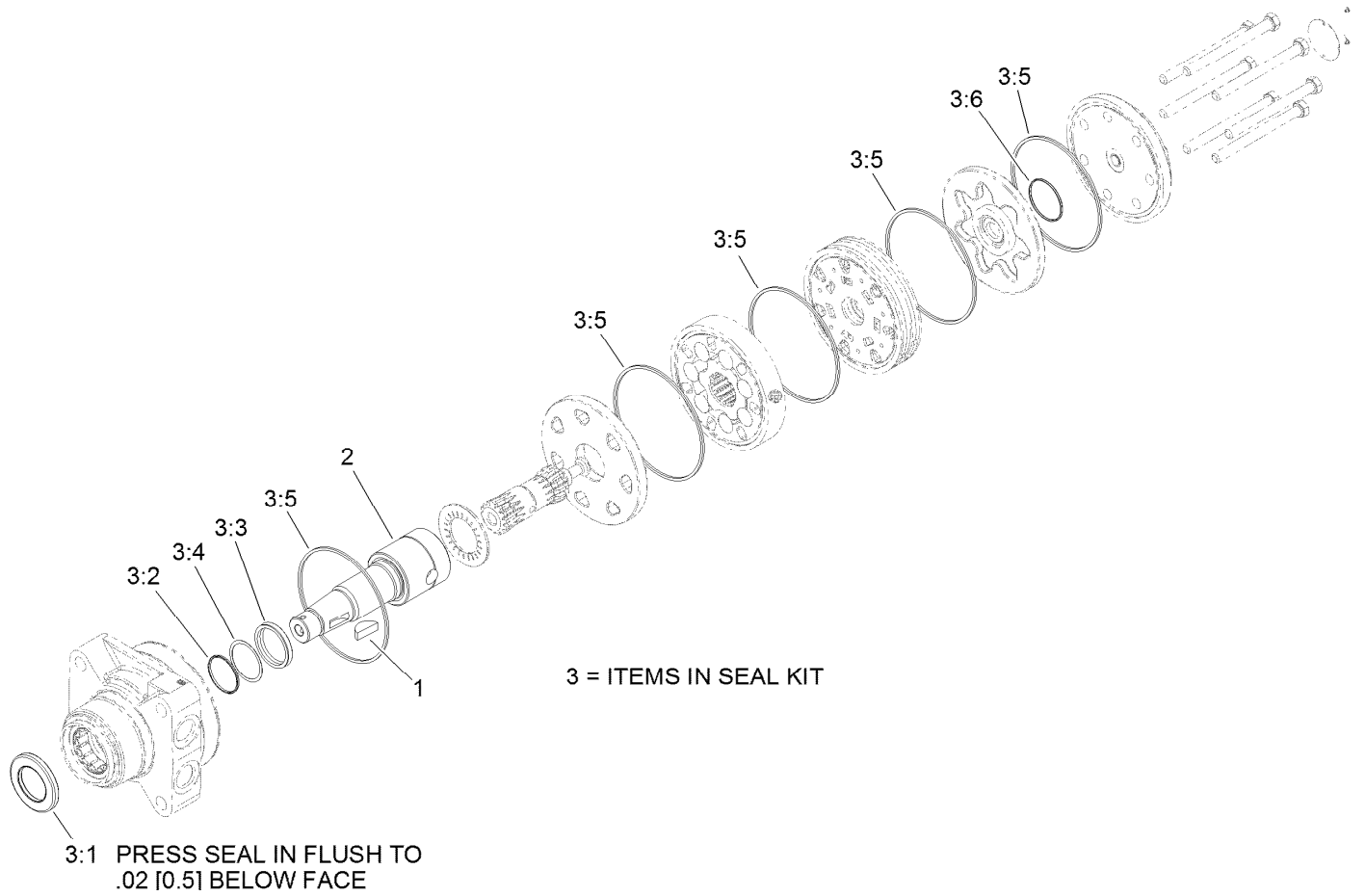
● Not serviced separately



Hydraulic Motor Assembly No. 110-8785

Ref.	Part Number	Qty.	Description
1	3257-42	1	Key-Woodruff
2	99-3090	1	Shaft-Coupling
3	94-8178	1	Seal Kit
3:1		1	Seal-Dirt And Water ●
3:2		1	Backup-Ring ●
3:3		1	Seal-Shaft ●
3:4		1	Washer-Backup ●
3:5		5	Seal-Square, Ring (Inner) ●
3:6		1	Seal-Commutator ●

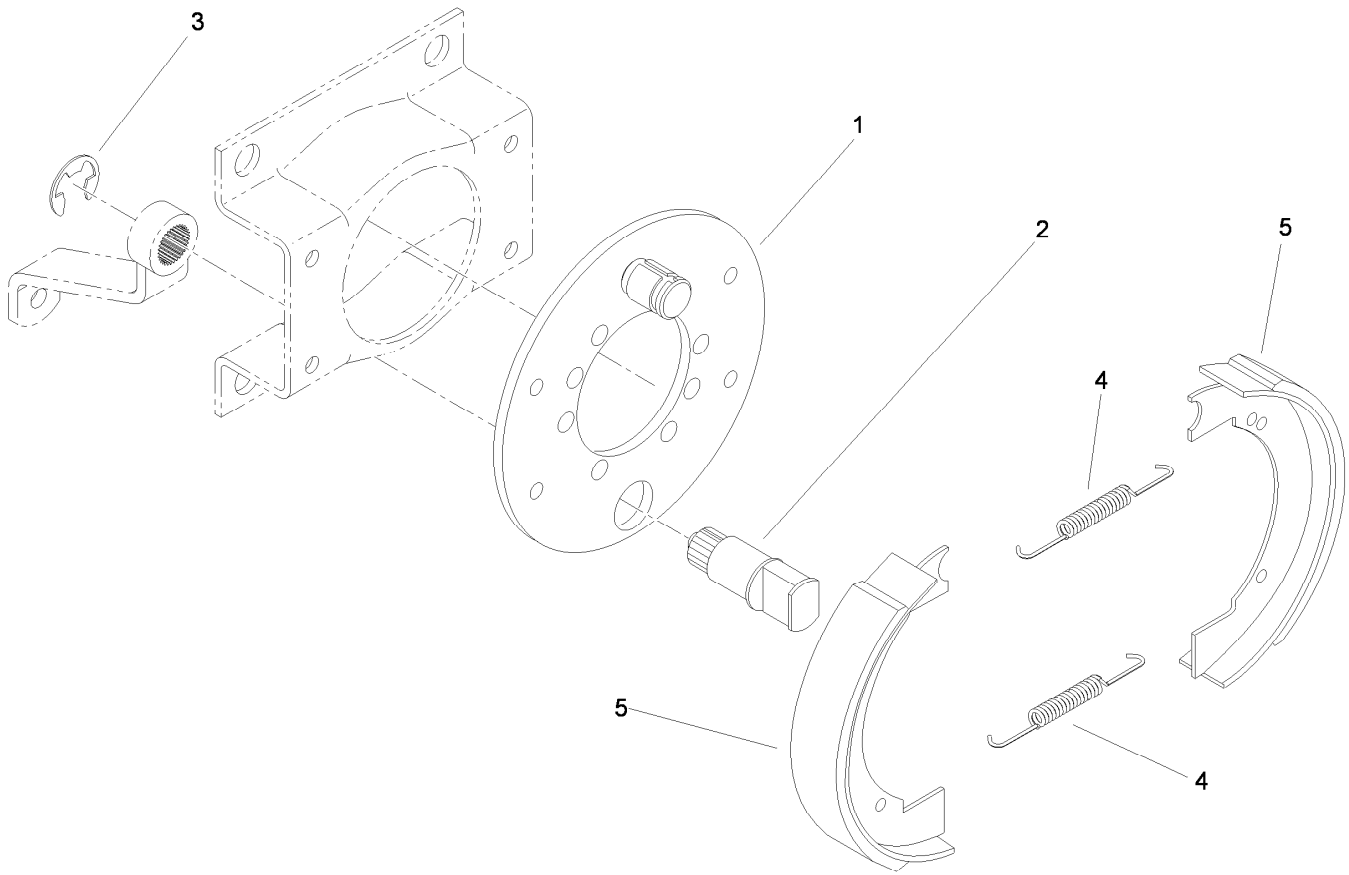
● Not serviced separately



Hydraulic Motor Assembly No. 110-8786

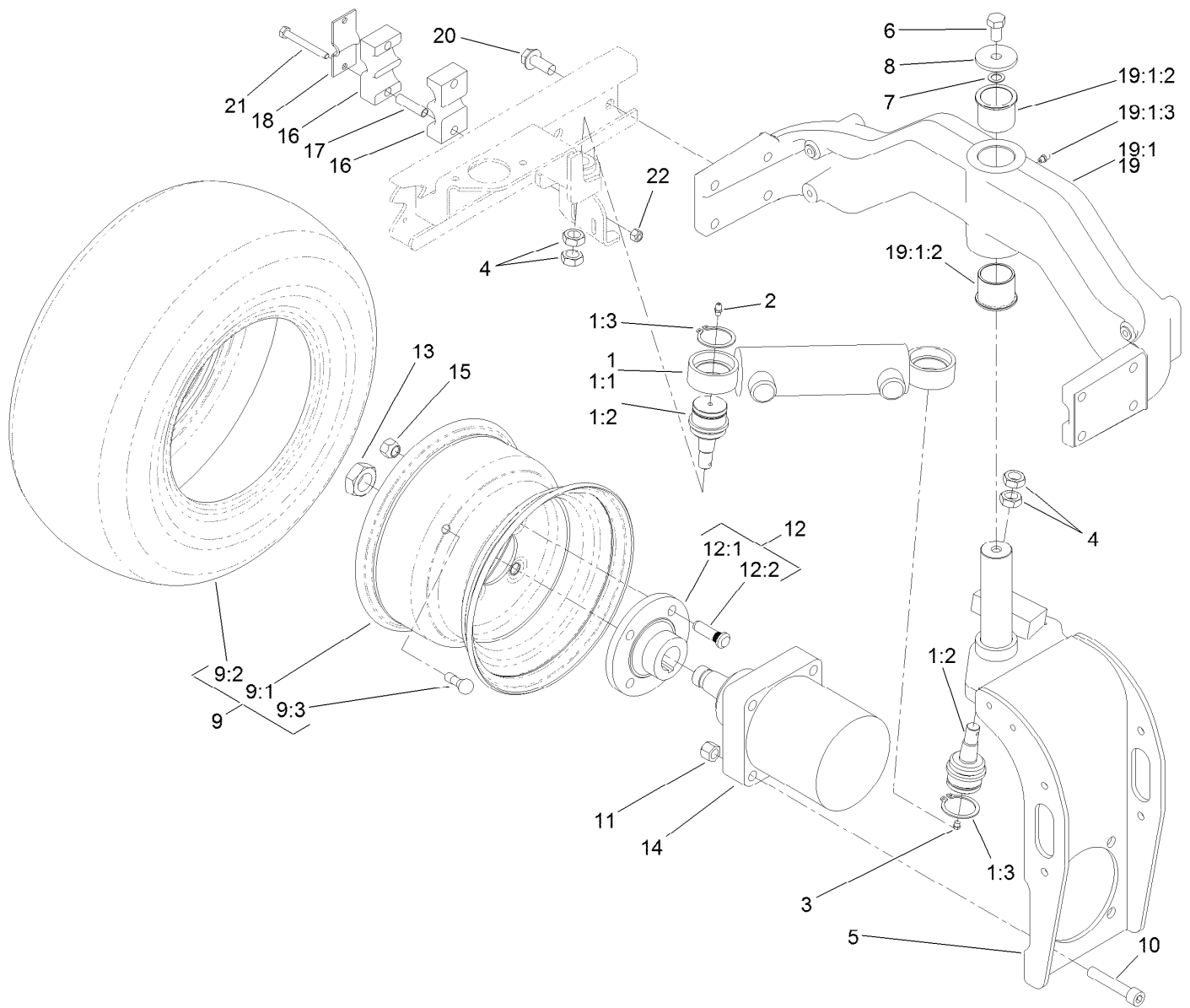
Ref.	Part Number	Qty.	Description
1	3257-42	1	Key-Woodruff
2	99-3090	1	Shaft-Coupling
3	94-8178	1	Seal Kit
3:1		1	Seal-Dirt And Water ●
3:2		1	Backup-Ring ●
3:3		1	Seal-Shaft ●
3:4		1	Washer-Backup ●
3:5		5	Seal-Square, Ring (Inner) ●
3:6		1	Seal-Commutator ●

● Not serviced separately



Brake Assembly No. 104-7705

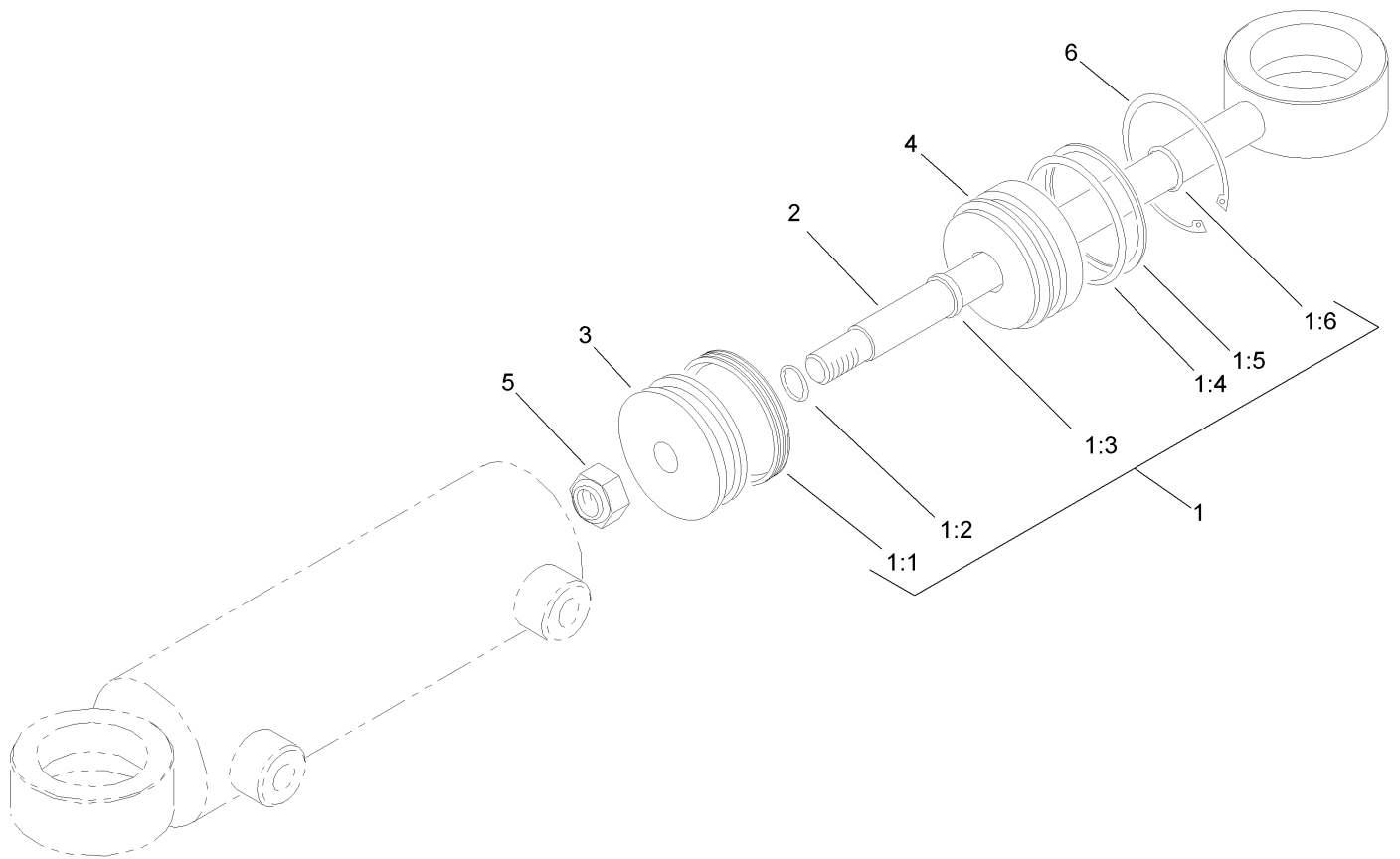
<i>Ref.</i>	<i>Part Number</i>	<i>Qty.</i>	<i>Description</i>
1	70-9870	1	Plate-Backing
2	104-7707	1	Shaft-Cam, Brake
3	104-7706	1	E-Ring, Bowed
4	70-9880	2	Spring-Return
5	70-9840	2	Shoe-Brake



Rear Fork and Wheel Assembly

Ref.	Part Number	Qty.	Description	Ref.	Part Number	Qty.	Description
1		1	Steering Cylinder / Balljoint ASM ●	11	3296-23	4	Nut-Lock, NI
1:1	94-8141	1	HYD Cylinder ASM	12		1	Wheel Hub/Stud ASM ●
1:2	106-6774	2	Joint-Ball	12:1	10-6870-03	1	Hub-Wheel
1:3	32151-104	2	Ring-Retaining, External	12:2	10-6830	4	Stud-Type, Drive
2	302-5	1	Fitting-Grease	13	26-3790	1	Nut-Lock
3	302-59	1	Plug-EXT Hex Spl	14	95-8694	1	HYD Motor ASM
4	3220-6	4	Nut-Jam	15	242-50	4	Nut-Lug
5	95-8905-01	1	Fork-Rear	16	82-8170	2	Clamp
6	325-3	1	Screw-HH	17	93-7960	2	Spacer
7	3255-2	1	Washer-Lock, EXT	18	93-7961	1	Clamp-Drain, Case
8	75-7730	1	Washer-Thrust	19	107-7828-03	1	Casting-Rear
9		1	Wheel And Tire ASM ●	19:1		1	Rear Casting ASM ●
9:1	117-5129	1	Rim	19:1:2	95-8805	2	Bushing
9:2	115-1572	1	Tire	19:1:3	302-5	1	Fitting-Grease
9:3	232-27	1	Stem-Valve	20	3234-38	8	Screw-HHF
10	3274-93	4	Screw-HSH	21	322-13	2	Screw-HH
				22	3296-29	2	Nut-Lock, NI

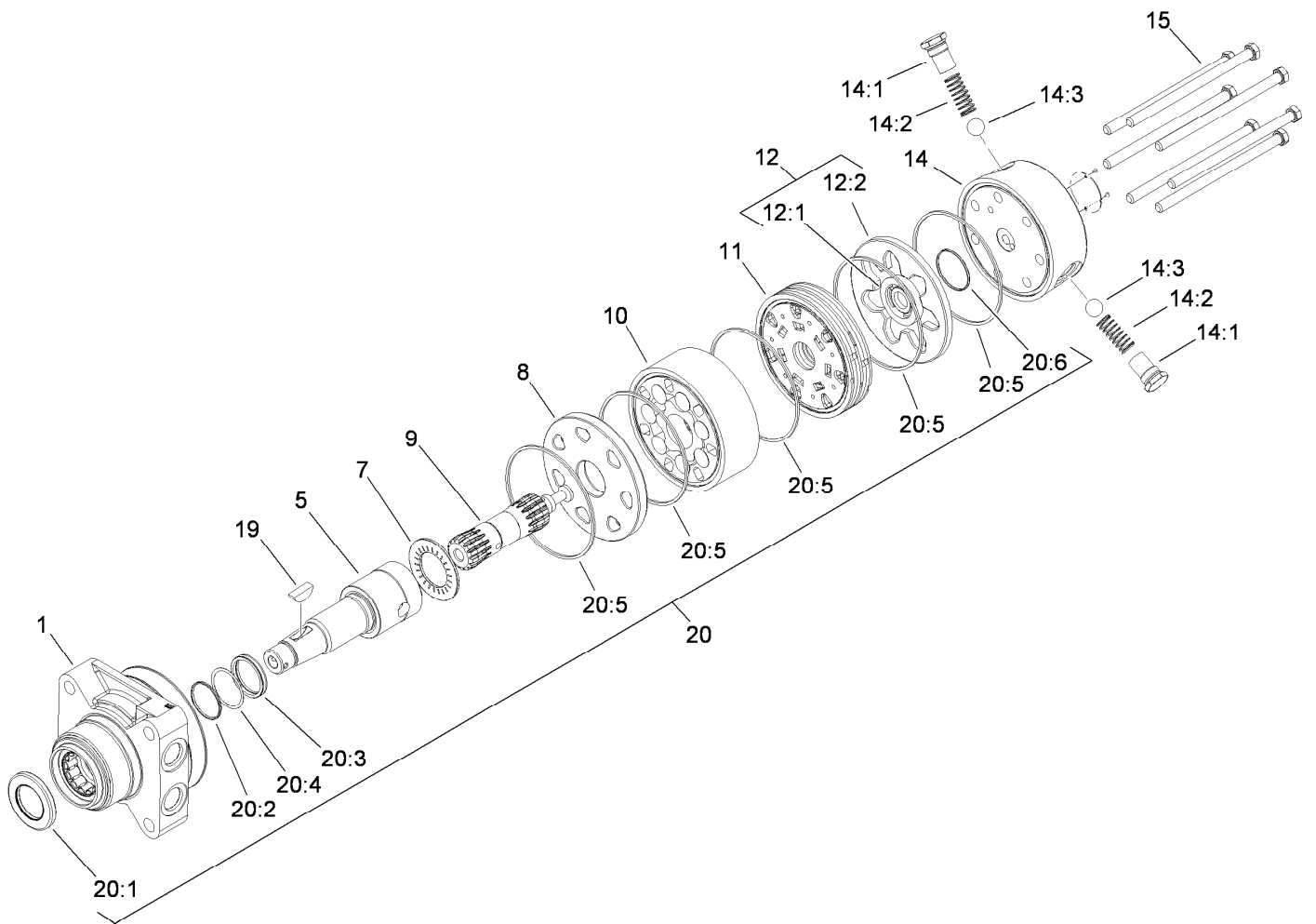
● Not serviced separately



Hydraulic Cylinder Assembly No. 94-8141

<i>Ref.</i>	<i>Part Number</i>	<i>Qty.</i>	<i>Description</i>
1	86-5390	1	Seal Kit
1:1		1	Uniring ●
1:2		1	O-Ring ●
1:3		1	Seal-Rod ●
1:4		1	O-Ring ●
1:5		1	Ring-Backup ●
1:6		1	O-Ring ●
2		1	Rod ●
3		1	Piston ●
4		1	Gland ●
5		1	Nut-Lock ●
6		1	Ring-Retaining ●

● Not serviced separately

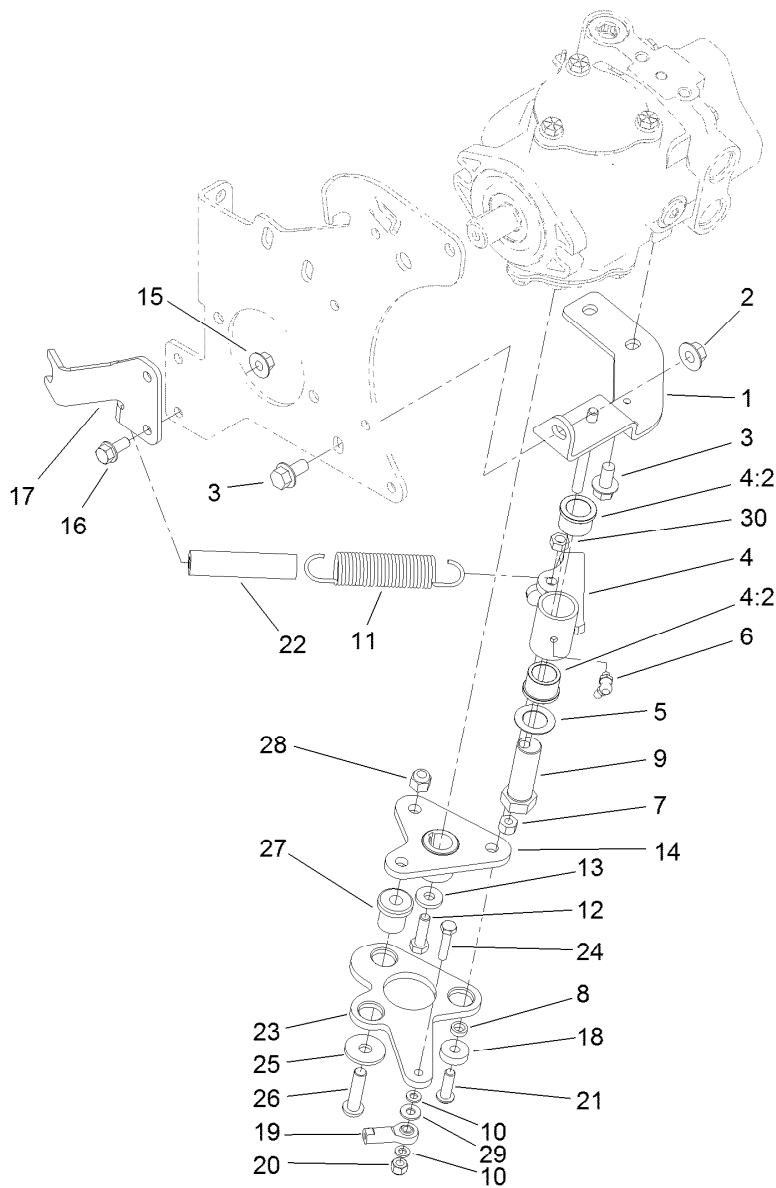


Hydraulic Motor Assembly No. 95-8694

Ref.	Part Number	Qty.	Description
1	76-0810	1	Housing ASM
5	99-3090	1	Shaft-Coupling
7	76-0850	1	Bearing-Thrust
8	76-0870	1	Plate-Wear
9	99-3537	1	Link-Drive
10	99-3539	1	Set-Rotor
11	99-3535	1	Manifold
12	76-0880	1	Commutator ASM
12:1		1	Commutator ●
12:2		1	Ring-Commutator ●
14	99-3538	1	End Cover ASM
14:1		1	Spring Cap And O-Ring ASM ●

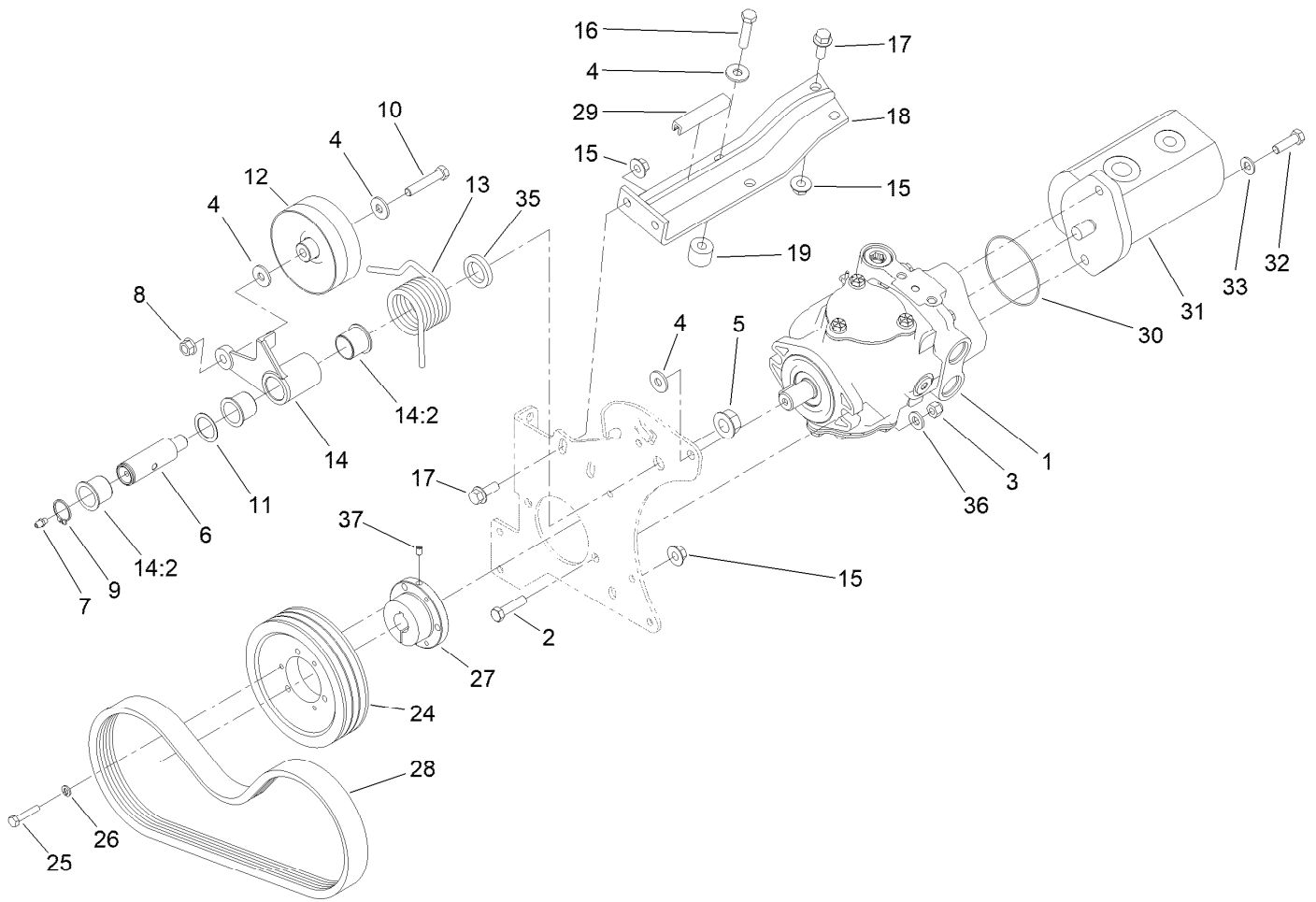
Ref.	Part Number	Qty.	Description
14:2	99-3541	1	Spring
14:3	99-3540	1	Ball
15	99-3536	7	Screw-HH
19	3257-42	1	Key-Woodruff
20	94-8178	1	Seal Kit
20:1		1	Seal-Dirt And Water ●
20:2		1	Backup-Ring ●
20:3		1	Seal-Shaft ●
20:4		1	Washer-Backup ●
20:5		5	Seal-Square, Ring (Inner) ●
20:6		1	Seal-Commutator ●

● Not serviced separately



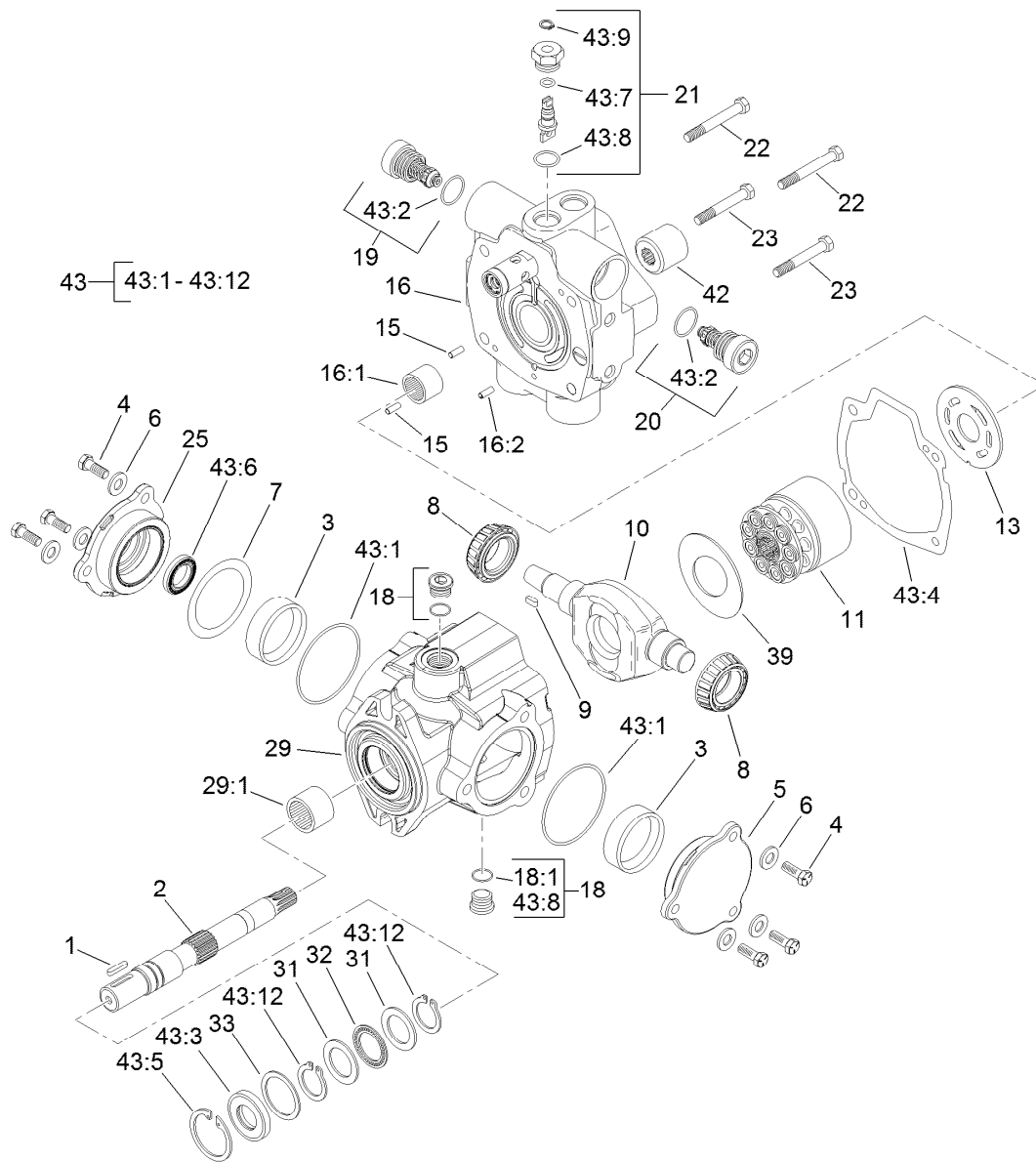
Neutral Arm Assembly

Ref.	Part Number	Qty.	Description	Ref.	Part Number	Qty.	Description
1	95-8960-03	1	Bracket-Neutral	16	3234-5	2	Screw-HHF
2	32128-43	1	Nut-Flange	17	120-3534-03	1	Bracket-Support, Cable
3	3234-1	3	Screw-HHF	18	251-259	1	Bearing-Ball
4	104-0422	1	Neutral Arm ASM	19	2411-41	1	Rod End-Ball Joint
4:2	256-113	2	Bushing-Flange	20	3296-42	1	Nut-Lock, NI
5	3-6498	1	Washer-Thrust	21	3274-104	1	Screw-HSBH
6	302-60	1	Fitting-Grease	22	99-3556	1	Hose
7	3296-29	1	Nut-Lock, NI	23	120-3533-03	1	Lever-Pump
8	100-4817	1	Spacer	24	321-8	1	Screw-HH
9	76-8640	1	Stud-Traction	25	2844	3	Washer
10	33093-00	2	Washer-Flat	26	95-3857	3	Screw-HSBH
11	94-1369	1	Spring-Extension	27	63-9750	3	Mount
12	3210-6	1	Screw-HH	28	3296-39	3	Nut-Lock, NI
13	88-7200	1	Washer-Flat	29	3256-22	1	Washer-Flat
14	120-5566	1	Hub	30	32153-3	1	Nut-Hex, Side Deform
15	32128-44	2	Nut				



Gear Pump and Piston Pump Assembly

Ref.	Part Number	Qty.	Description	Ref.	Part Number	Qty.	Description
1	104-4890	1	Piston Pump ASM	17	3234-11	4	Screw-HHF
2	323-8	2	Screw-HH	18	99-3436-03	1	Support-Pump
3	3296-39	2	Nut-Lock, NI	19	99-3440	2	Spacer
4	80-6990	4	Washer-Hardened	24	120-3350	1	Pulley-3V
5	32128-54	1	Nut-HF	25	321-13	3	Screw-HH
6	99-3624	1	Shaft-Pivot, Idler	26	3253-3	3	Washer-Lock
7	302-5	1	Fitting-Grease	27	100-4813	1	Bushing-Lock, Taper
8	32128-21	1	Nut-HF Lock	28	120-3351	1	Belt-3V
9	32151-36	1	Ring-Retaining	29	70-2041	1	Trim
10	323-10	1	Screw-HH	30	353-949	1	O-Ring
11	74-1810	1	Washer	31	108-9036	1	HYD Gear Pump ASM
12	107-7834	1	Pulley-Idler	32	323-7	2	Screw-HH
13	115-3488	1	Spring-Torsion	33	3256-24	2	Washer-Flat
14	137-1653	1	Idler Arm ASM	35	99-3625	1	Spacer-Arm, Idler
14:2	126-1963	2	Bushing-Pivot	36	100-4852	2	Washer-Hardened
15	32128-43	4	Nut-Flange	37	3245-7	1	Screw-Set
16	323-19	2	Screw-HH				

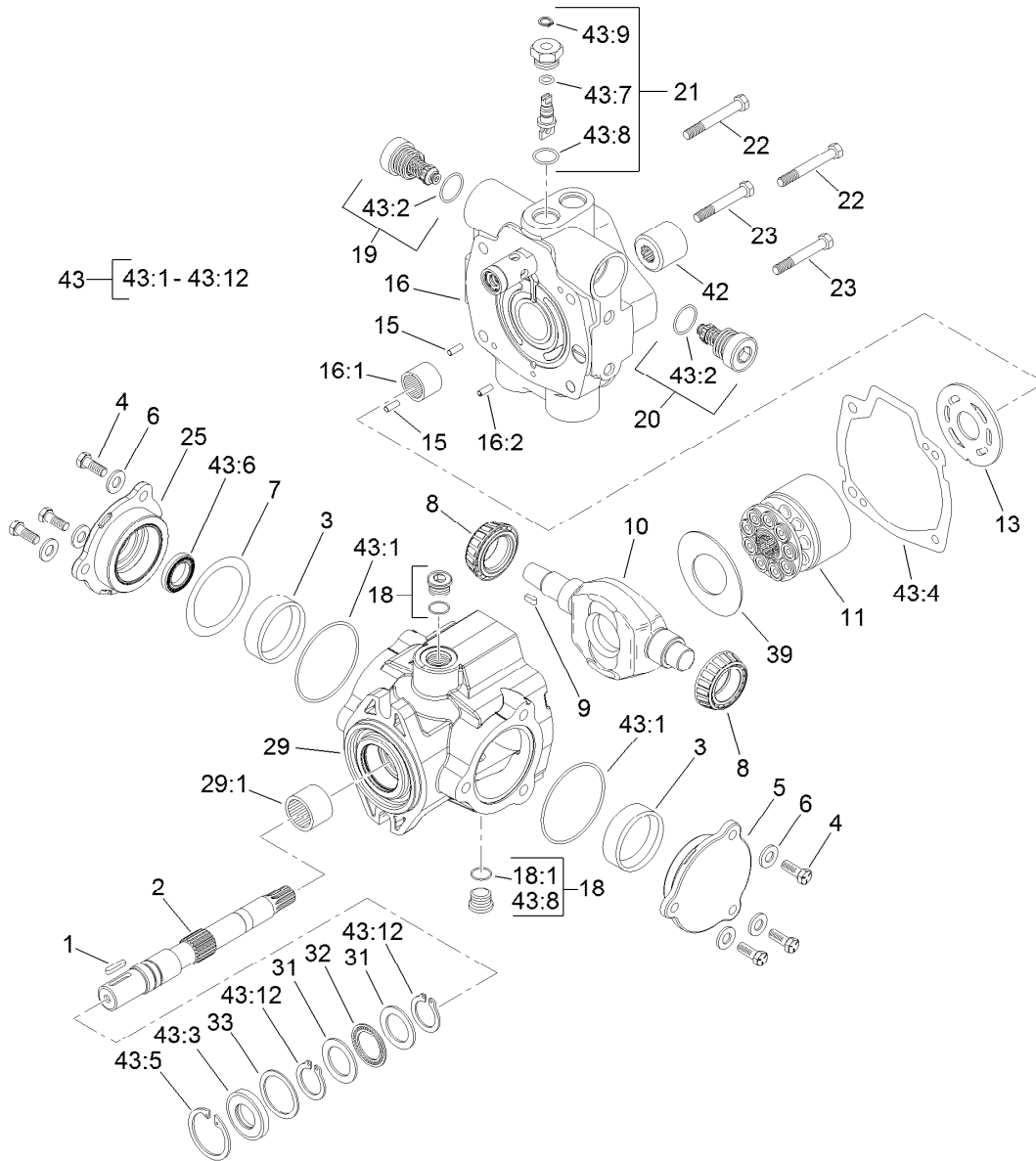


Hydraulic Pump Assembly No. 104-4890

Ref.	Part Number	Qty.	Description	Ref.	Part Number	Qty.	Description
1	94-3645	1	Key	19	104-4889	1	Relief Valve ASM
2	94-6359	1	Shaft-Drive	20	105-3812	1	Valve-Check
3	104-4046	2	Bearing-Cup	21	105-3811	1	Valve-Bypass
4	98-4640	6	Screw-Cap	22	76-6170	2	Capscrew
5	98-4644	1	Plate-Cover	23	76-6160	2	Capscrew
6	105-9762	6	Washer	25	98-4645	1	Plate-Cover
7	100-3182	2	Shim Kit	29	100-3176	1	Housing ASM
8	98-4639	2	Bearing-Cone	29:1	94-6363	1	Bearing
9	94-3646	1	Key	31	252-71	2	Washer-Thrust
10	104-4888	1	Swashplate	32	252-66	1	Bearing-Thrust
11	76-6070	1	Rotating Kit	33	33-3720	1	Washer
13	104-0429	1	Plate-Valve	39	98-4635	1	Insert-Plate, Cam
15	76-6150	2	Pin-Dowel	42	74-9040	1	Coupler
16	105-3813	1	Endcover Sub ASM	43	120-5754	1	Seal Kit
16:1	94-6368	1	Bearing	43:1		2	O-Ring ■
16:2		1	Pin-Roll ■	43:2		2	O-Ring ■
18	74-9280	2	Plug ASM	43:3		1	Seal-Shaft ■
18:1		1	O-Ring ■	43:4		1	Gasket ■

● Not illustrated

■ Not serviced separately



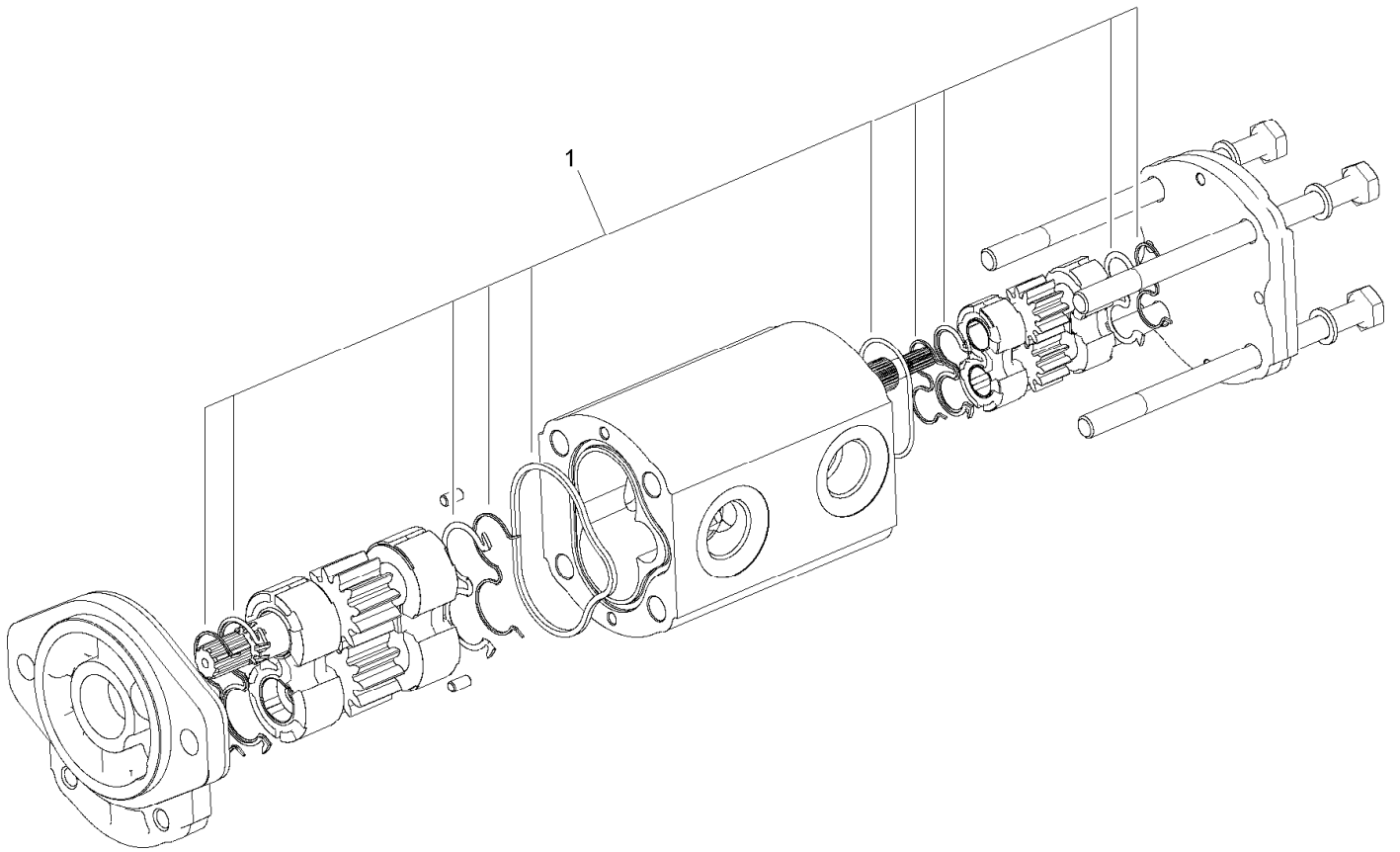
Hydraulic Pump Assembly No. 104-4890 (continued)

Ref.	Part Number	Qty.	Description
43:5		1	Ring-Retaining ■
43:6		1	Seal-Shaft ■
43:7		1	O-Ring ■
43:8		5	O-Ring ■
43:9		1	Ring-Retaining ■

Ref.	Part Number	Qty.	Description
43:10		1	O-Ring ●■
43:11		1	O Ring-Molded ●■
43:12		2	Ring-Retaining ■
43:13		1	O-Ring ■

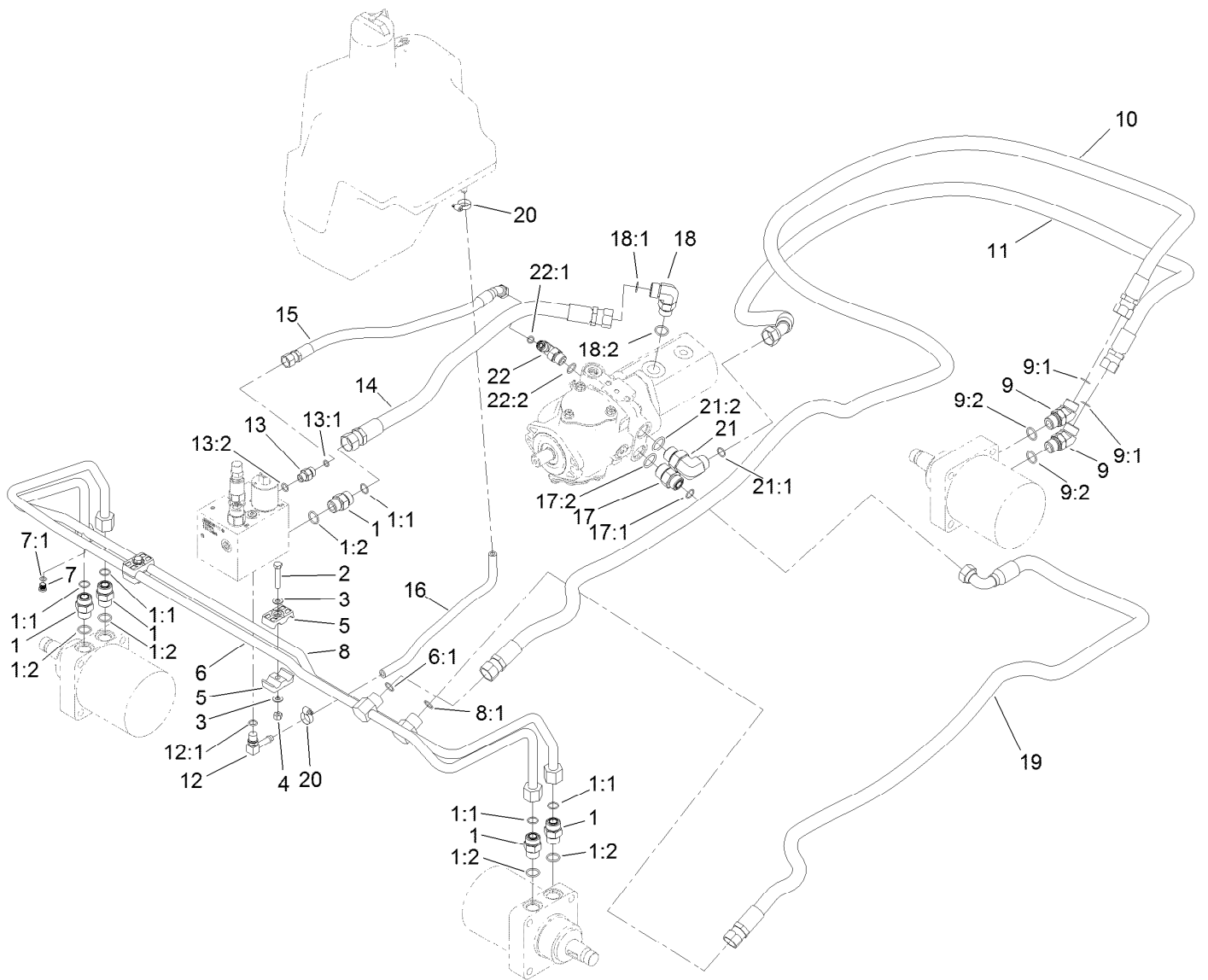
● Not illustrated

■ Not serviced separately



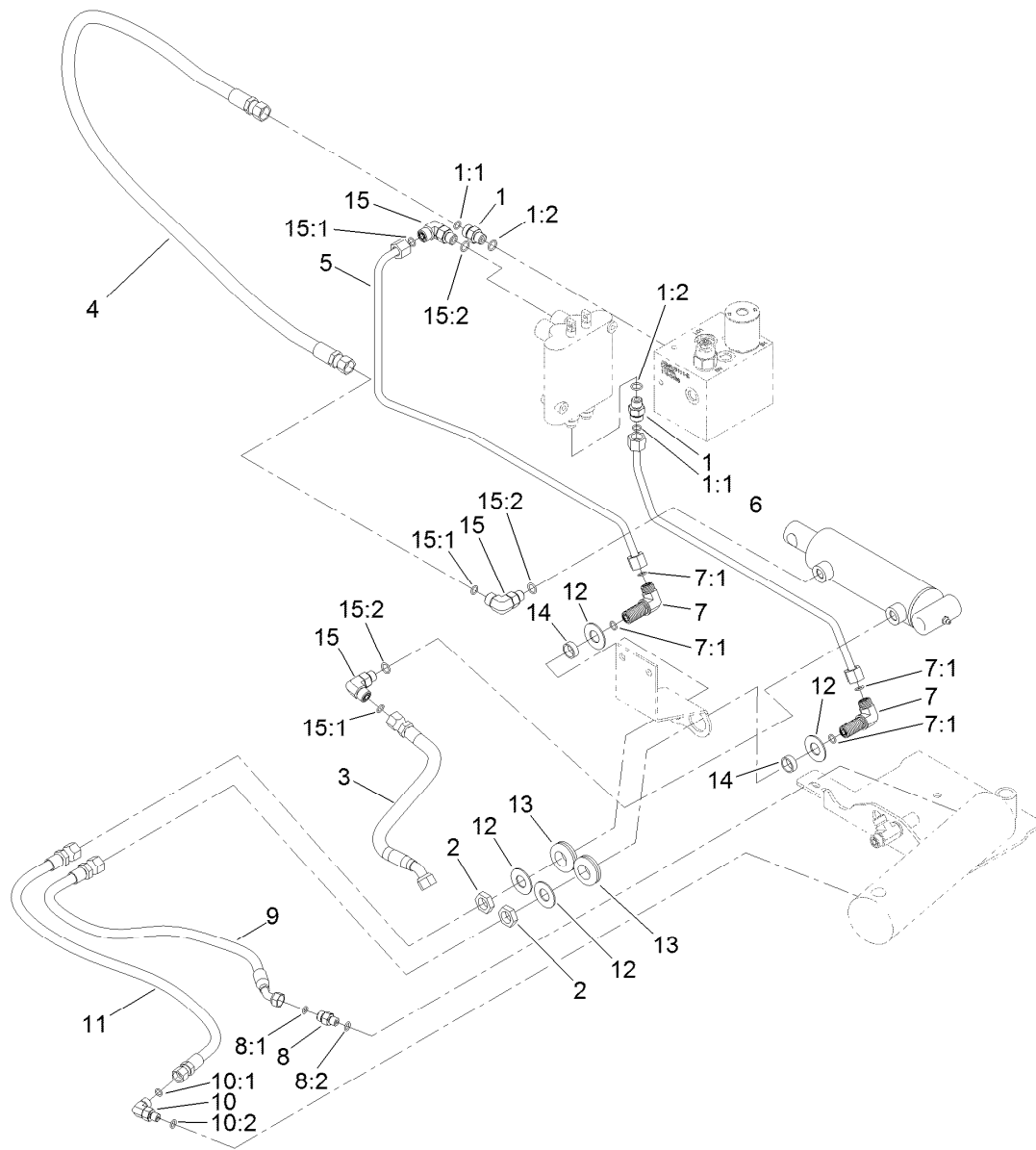
Hydraulic Gear Pump Assembly No. 108-9036

<i>Ref.</i>	<i>Part Number</i>	<i>Qty.</i>	<i>Description</i>
1	110-8755	1	Seal Kit



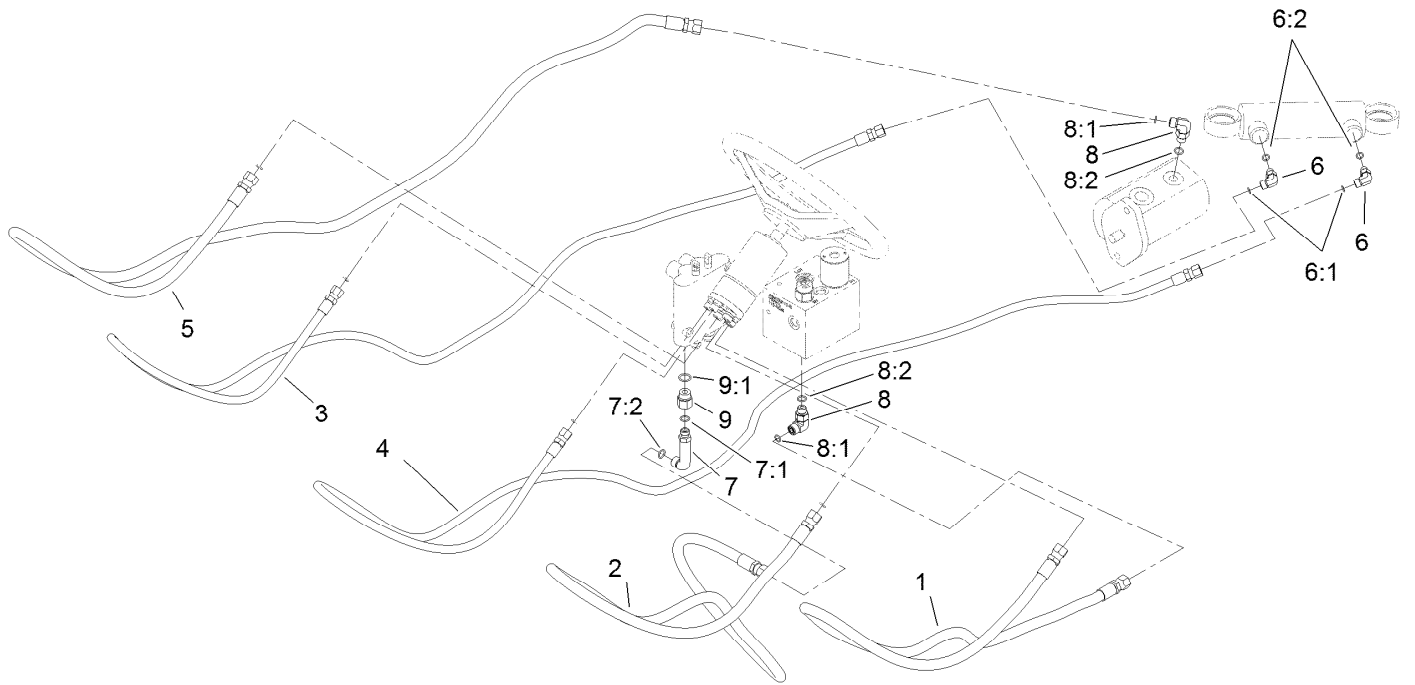
Traction Hydraulic Assembly

Ref.	Part Number	Qty.	Description	Ref.	Part Number	Qty.	Description
1	340-7	5	Fitting-Straight	13	340-2	1	Fitting-Straight
1:1	237-65	1	O-Ring	13:1	237-22	1	O-Ring
1:2	237-80	1	O-Ring	13:2	237-42	1	O-Ring
2	322-9	2	Screw-HH	14	120-3538	1	Hose-HYD
3	3256-23	4	Washer-Plain	15	120-3539	1	Hose-HYD
4	3296-29	2	Nut-Lock, NI	16	80-7342	1	Hose-HYD
5	56-7971	4	Clamp-Tube	17	340-8	1	Fitting-Straight
6	95-8783	1	Tube ASM	17:1	237-65	1	O-Ring
6:1	237-65	1	O-Ring	17:2	237-81	1	O-Ring
7	353-990	1	Plug ASM	18	340-17	1	Fitting-Elbow, 90 DEG
7:1	237-78	1	O-Ring	18:1	237-65	1	O-Ring
8	95-8784	1	Tube ASM	18:2	237-80	1	O-Ring
8:1	237-65	1	O-Ring	19	105-1214	1	Hose-HYD
9	340-14	2	Fitting-HYD, 45 DEG	20	2412-36	1	Clamp-Hose
9:1	237-65	1	O-Ring	21	340-139	1	Fitting-Elbow 90
9:2	237-80	1	O-Ring	21:1	237-81	1	O-Ring
10	105-1213	1	Hose-HYD	21:2	237-65	1	O-Ring
11	105-1212	1	Hose-HYD	22	340-18	1	Fitting-HYD, 90 DEG
12	100-4887	1	Fitting-Elbow, 90	22:1	237-79	1	O-Ring
12:1	237-42	1	O-Ring	22:2	237-22	1	O-Ring



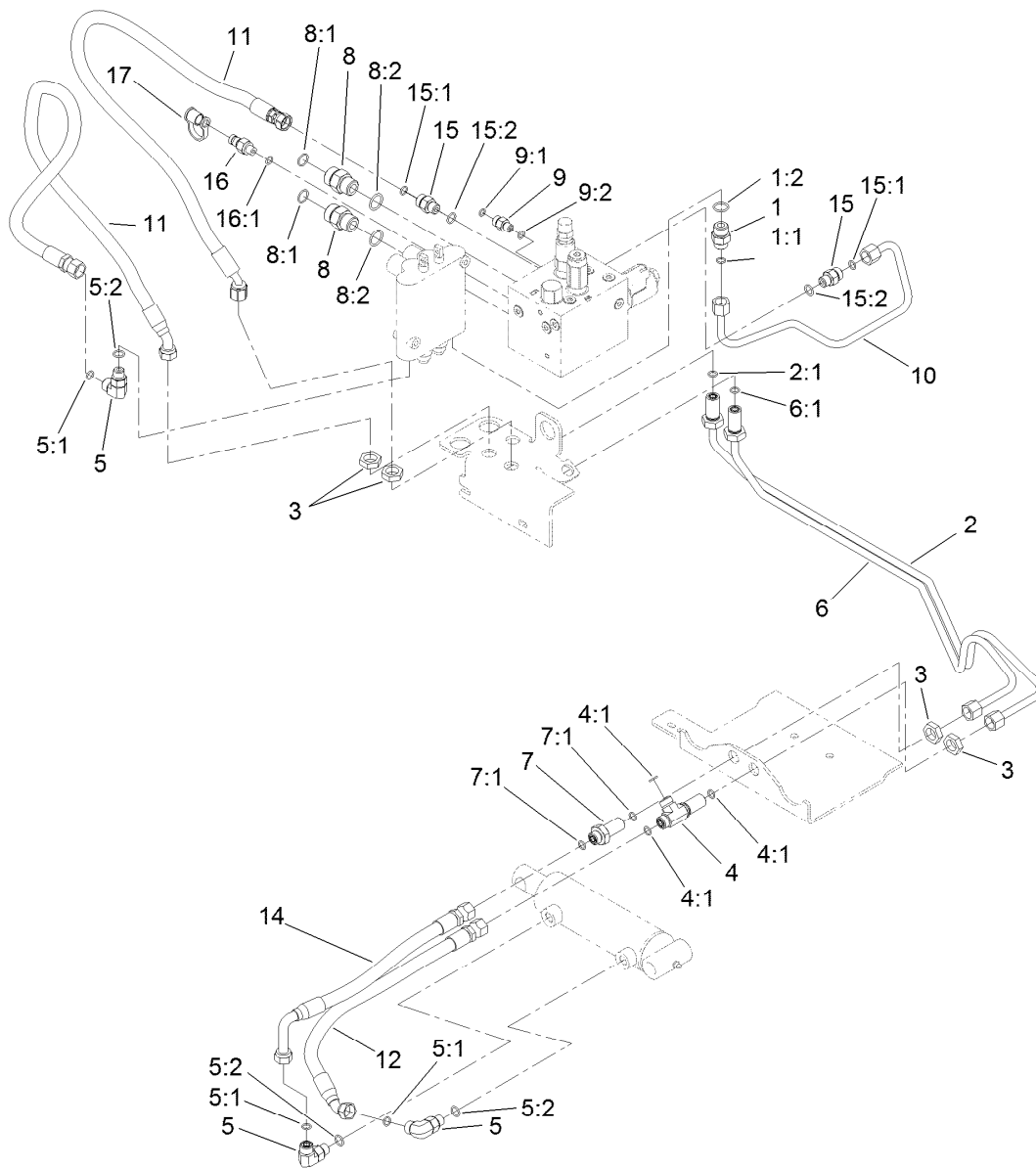
Lift Hydraulic Assembly

<i>Ref.</i>	<i>Part Number</i>	<i>Qty.</i>	<i>Description</i>	<i>Ref.</i>	<i>Part Number</i>	<i>Qty.</i>	<i>Description</i>
1	340-2	2	Fitting-Straight	8:2	237-21	1	O-Ring
1:1	237-22	1	O-Ring	9	95-8838	1	Hose-HYD
1:2	237-42	1	O-Ring	10	340-132	1	Fitting-Elbow, 90 DEG
2	340-70	2	Nut-Lock	10:1	237-78	1	O-Ring
3	104-0407	1	Hose-HYD	10:2	237-21	1	O-Ring
4	100-4891	1	Hose-HYD	11	95-8839	1	Hose-HYD
5	95-8790	1	Tube-HYD	12	69-8940	4	Washer
6	95-8791	1	Tube-HYD	13	240-4	2	Grommet-Rubber
7	340-154	2	Union-Bulkhead	14	69-8970	2	Spacer
7:1	237-22	2	O-Ring	15	340-77	3	Fitting-Elbow, 90 DEG
8	85-9720	1	Fitting-STR, Orifice	15:1	237-22	1	O-Ring
8:1	237-78	1	O-Ring	15:2	237-42	1	O-Ring



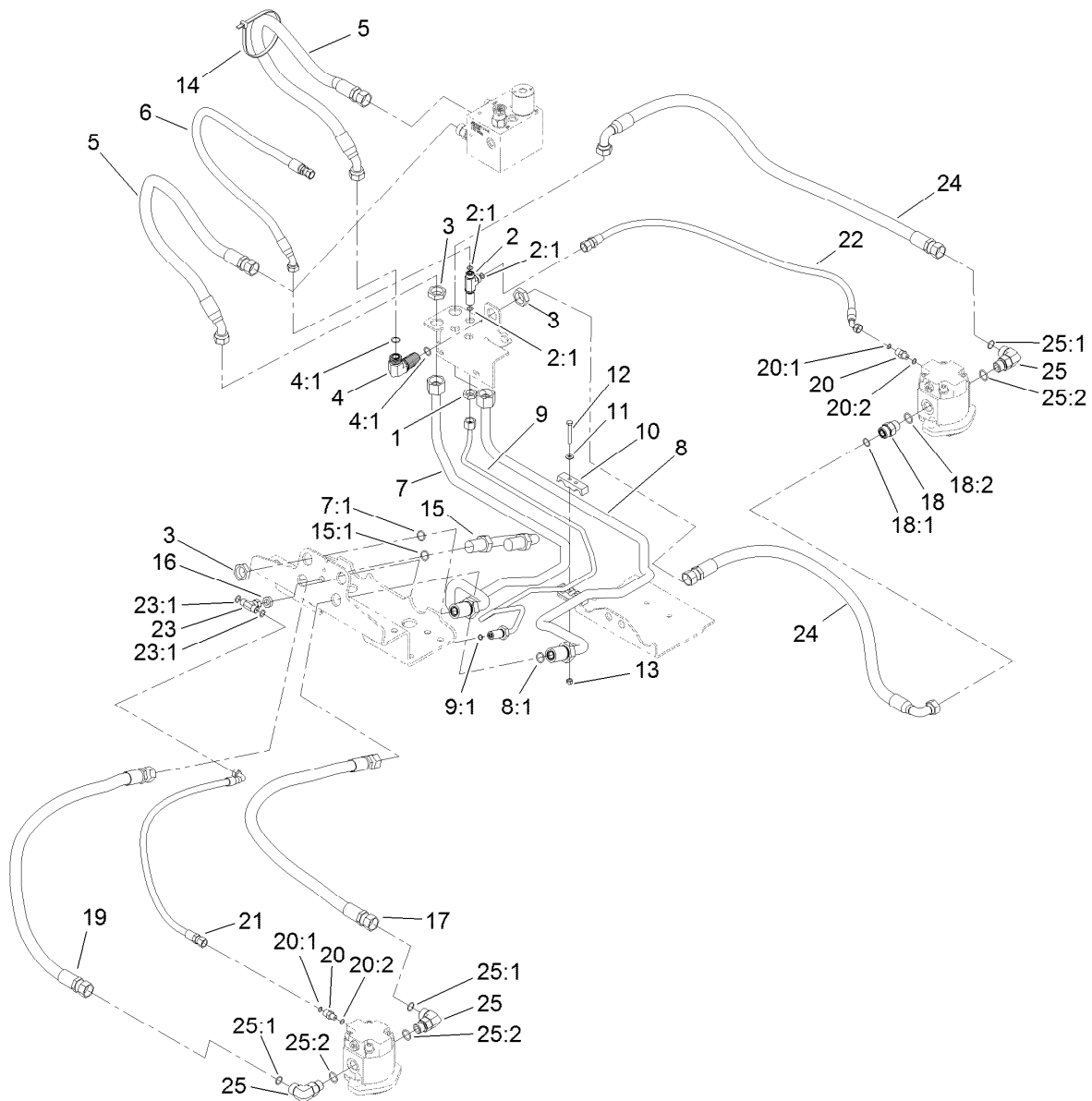
Steering Hydraulic Assembly

<i>Ref.</i>	<i>Part Number</i>	<i>Qty.</i>	<i>Description</i>	<i>Ref.</i>	<i>Part Number</i>	<i>Qty.</i>	<i>Description</i>
1	95-8842	1	Hose-HYD	7	69-4320	1	Fitting-HYD, 90 DEG
2	95-8843	1	Hose-HYD	7:1	237-22	1	O-Ring
3	100-4892	1	Hose-HYD	7:2	237-42	1	O-Ring
4	100-4893	1	Hose-HYD	8	340-77	2	Fitting-Elbow, 90 DEG
5	120-3542	1	Hose-ASM	8:1	237-22	1	O-Ring
6	340-132	2	Fitting-Elbow, 90 DEG	8:2	237-42	1	O-Ring
6:1	237-78	1	O-Ring	9	353-397	1	Reducer-Adaptor
6:2	237-21	1	O-Ring	9:1	237-79	1	O-Ring



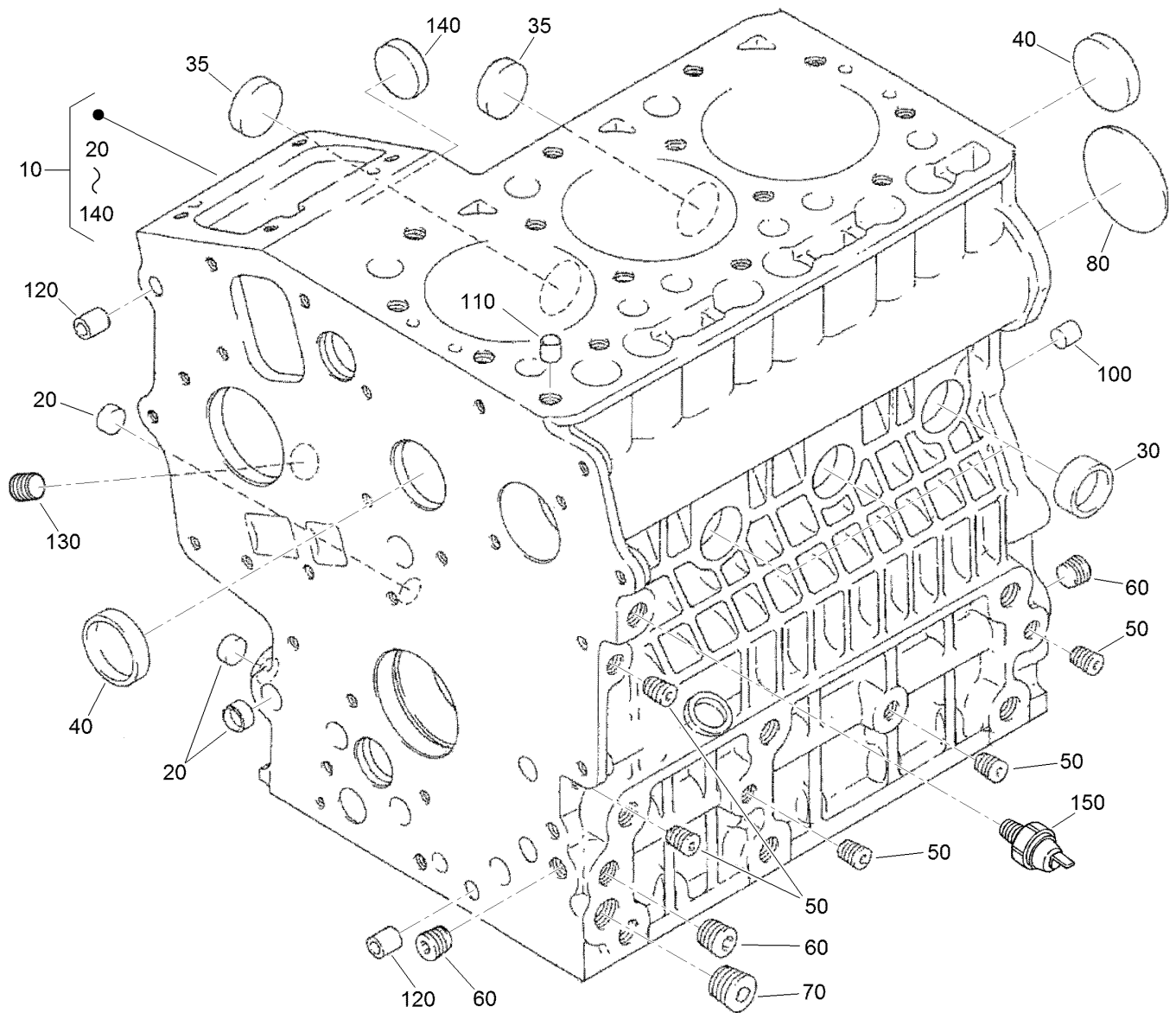
Sidewinder Hydraulic Assembly

Ref.	Part Number	Qty.	Description	Ref.	Part Number	Qty.	Description
1	340-3	1	Fitting-Straight	8:1	237-65	1	O-Ring
1:1	237-22	1	O-Ring	8:2	237-80	1	O-Ring
1:2	237-79	1	O-Ring	9	340-92	1	Fitting-Straight
2	104-0402	1	Tube-HYD	9:1	237-78	1	O-Ring
2:1	237-22	1	O-Ring	9:2	237-21	1	O-Ring
3	340-70	4	Nut-Lock	10	100-4827	1	Tube-HYD
4	340-68	1	Fitting-Tee, Bulkhead	11	95-8822	2	Hose-HYD
4:1	237-22	3	O-Ring	12	104-0405	1	Hose-HYD
5	340-77	3	Fitting-Elbow, 90 DEG	14	104-0406	1	Hose-HYD
5:1	237-22	1	O-Ring	15	340-2	2	Fitting-Straight
5:2	237-42	1	O-Ring	15:1	237-22	1	O-Ring
6	104-0403	1	Tube ASM	15:2	237-42	1	O-Ring
6:1	237-22	1	O-Ring	16	354-77	1	Fitting-Quick
7	340-71	1	Fitting-Straight, Bulkhead	16:1	237-78	1	O-Ring
7:1	237-22	2	O-Ring	17	354-79	1	Cap-Dust
8	340-7	2	Fitting-Straight				



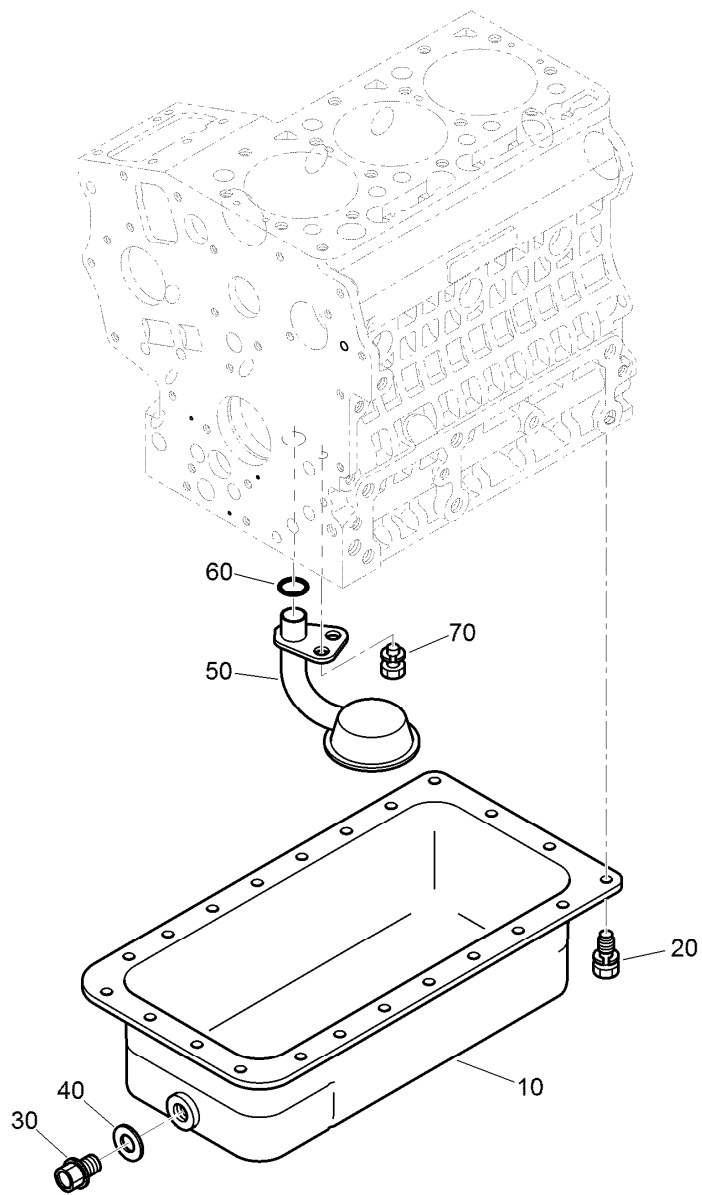
Mow Hydraulic Assembly

Ref.	Part Number	Qty.	Description	Ref.	Part Number	Qty.	Description
1	340-70	1	Nut-Lock	15	99-3640	1	Tube ASM
2	340-68	1	Fitting-Tee, Bulkhead	15:1	237-65	2	O-Ring
2:1	237-22	3	O-Ring	16	340-78	1	Nut-Lock
3	340-74	7	Nut-Lock, Bulkhead	17	105-1216	2	Hose-HYD
4	340-72	1	Fitting-Bulkhead, 90 DEG	18	340-7	1	Fitting-Straight
4:1	237-65	2	O-Ring	18:1	237-65	1	O-Ring
5	100-4879	2	Hose-HYD	18:2	237-80	1	O-Ring
6	115-3411	1	Hose-HYD	19	105-1215	2	Hose-HYD
7	104-0401	1	Tube ASM	20	340-92	3	Fitting-Straight
7:1	237-65	2	O-Ring	20:1	237-78	1	O-Ring
8	104-0400	1	Tube ASM	20:2	237-21	1	O-Ring
8:1	237-65	2	O-Ring	21	104-1080	2	Hose-HYD
9	104-0404	1	Tube ASM	22	100-4876	1	Hose-HYD
9:1	237-21	1	O-Ring	23	99-3477	1	Fitting-Tee
10	99-3641	2	Clamp-Tube	23:1	237-42	2	O-Ring
11	3256-22	4	Washer-Flat	24	100-4880	2	Hose-HYD
12	321-11	2	Screw-HH	25	340-17	5	Fitting-Elbow, 90 DEG
13	3296-42	2	Nut-Lock, NI	25:1	237-65	1	O-Ring
14	3334-945	2	Tie-Cable	25:2	237-80	1	O-Ring



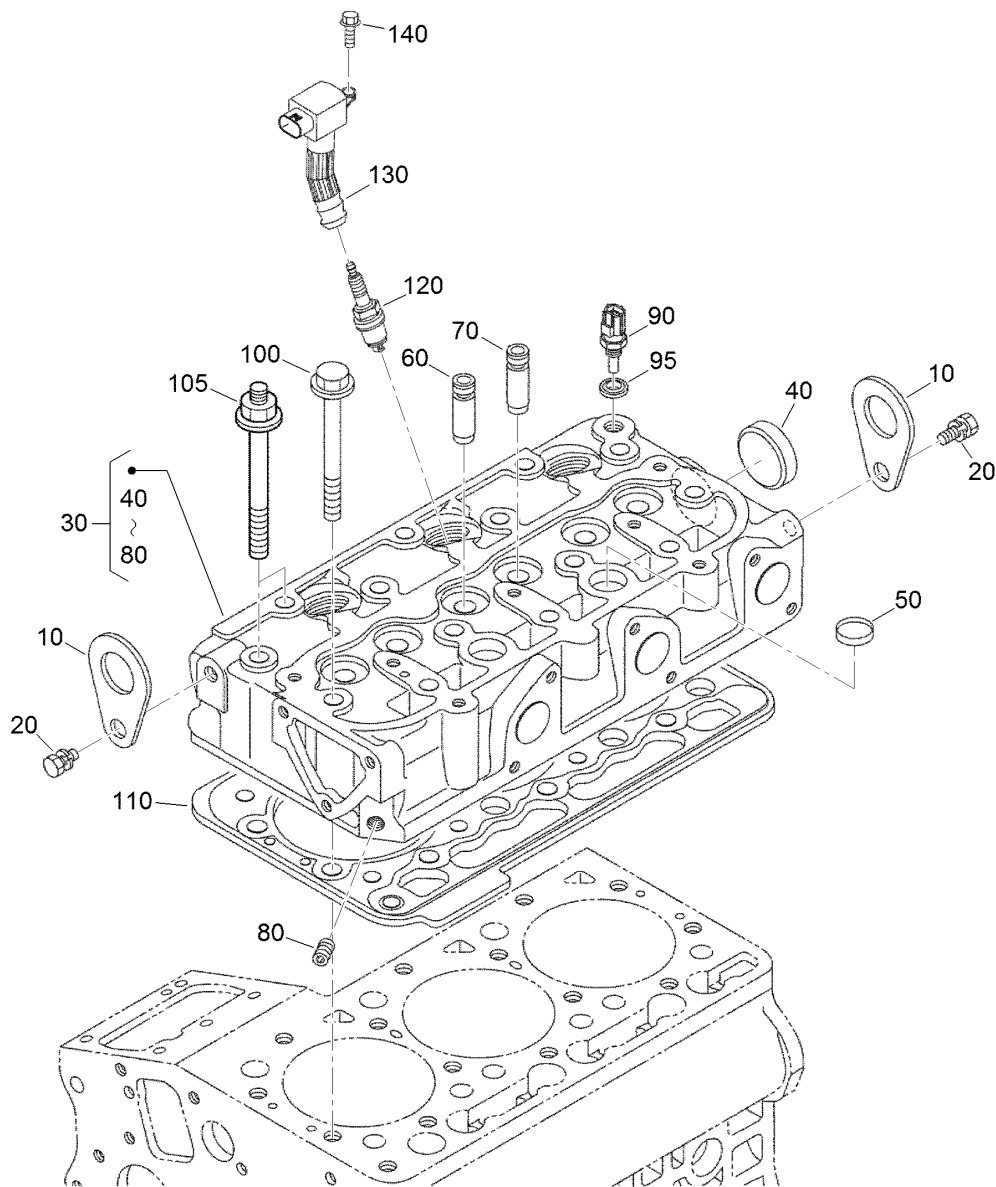
Crankcase Assembly

Ref.	Part Number	Qty.	Description
10	125-9061	1	Crankcase ASM
20	100-2019	3	Cap-Sealing
30	100-2020	3	Cap-Sealing
35	110-3702	2	Cap-Sealing
40	98-9398	2	Cap-Sealing
50	98-7540	5	Plug
60	98-7487	3	Plug
70	98-7488	1	Plug
80	100-1851	1	Plug-Expansion
100	98-9377	2	Pin-Straight
110	98-7506	1	Pin-Pipe
120	100-2051	2	Pin-Pipe
130	98-7488	1	Plug
140	100-1991	1	Cover-Fuel, Camshaft
150	98-9416	1	Switch-Oil



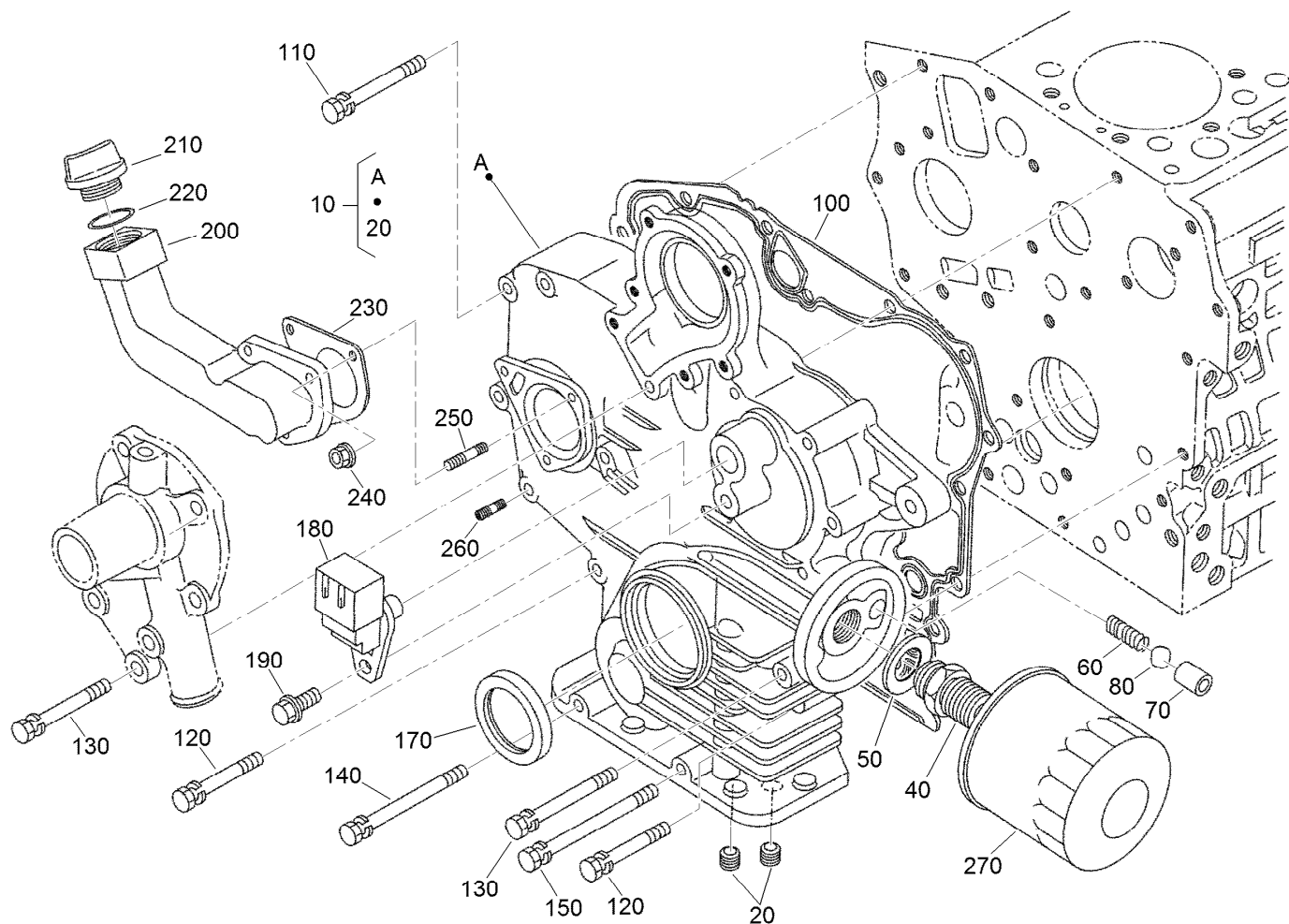
Oil Pan Assembly

<i>Ref.</i>	<i>Part Number</i>	<i>Qty.</i>	<i>Description</i>
10	125-9056	1	Oil Pan ASM
20	98-9350	22	Bolt
30	114-8151	1	Plug-Drain
40	98-7524	1	Gasket
50	125-9052	1	Tube-Pick Up, Oil
60	105-3776	1	O-Ring
70	100-9195	1	Bolt



Cylinder Head Assembly

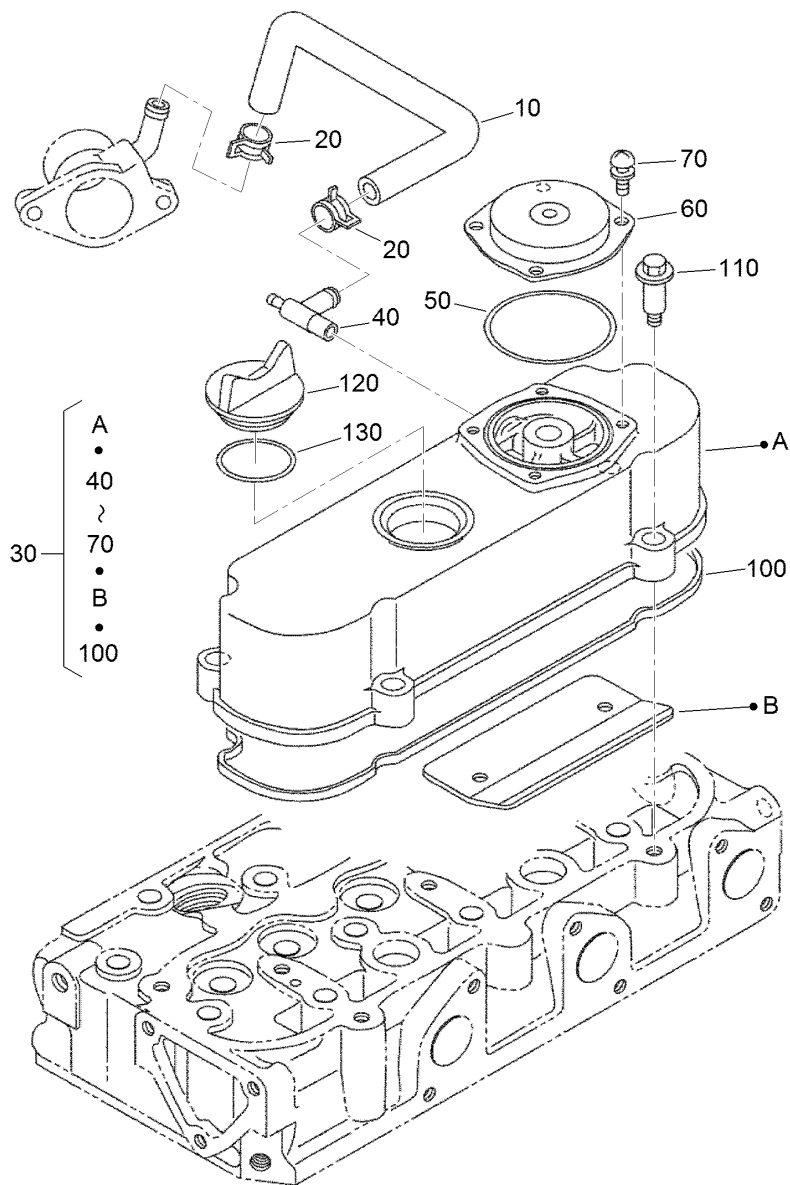
<i>Ref.</i>	<i>Part Number</i>	<i>Qty.</i>	<i>Description</i>	<i>Ref.</i>	<i>Part Number</i>	<i>Qty.</i>	<i>Description</i>
10	98-7531	2	Hook-Engine	90	125-9102	1	Sensor-Temperature, Water
20	98-7526	2	Bolt	95	125-9096	1	Gasket
30	125-9119	1	Cylinder Head ASM	100	100-1820	12	Bolt-Head, Cylinder
40	105-3705	1	Cap-Sealing	105	127-1600	2	Bolt-Head, Cylinder
50	98-9389	2	Cap-Sealing	110	125-9113	1	Gasket-Head
60	100-1882	3	Guide-Valve, Inlet	120	125-9139	3	Spark Plug
70	100-1883	3	Guide-Valve, Exhaust	130	125-9145	3	Coil-Ignition
80	98-7540	1	Plug	140	99-8363	3	Bolt-Flange



Gear Case and Oil Filter Cartridge Assembly

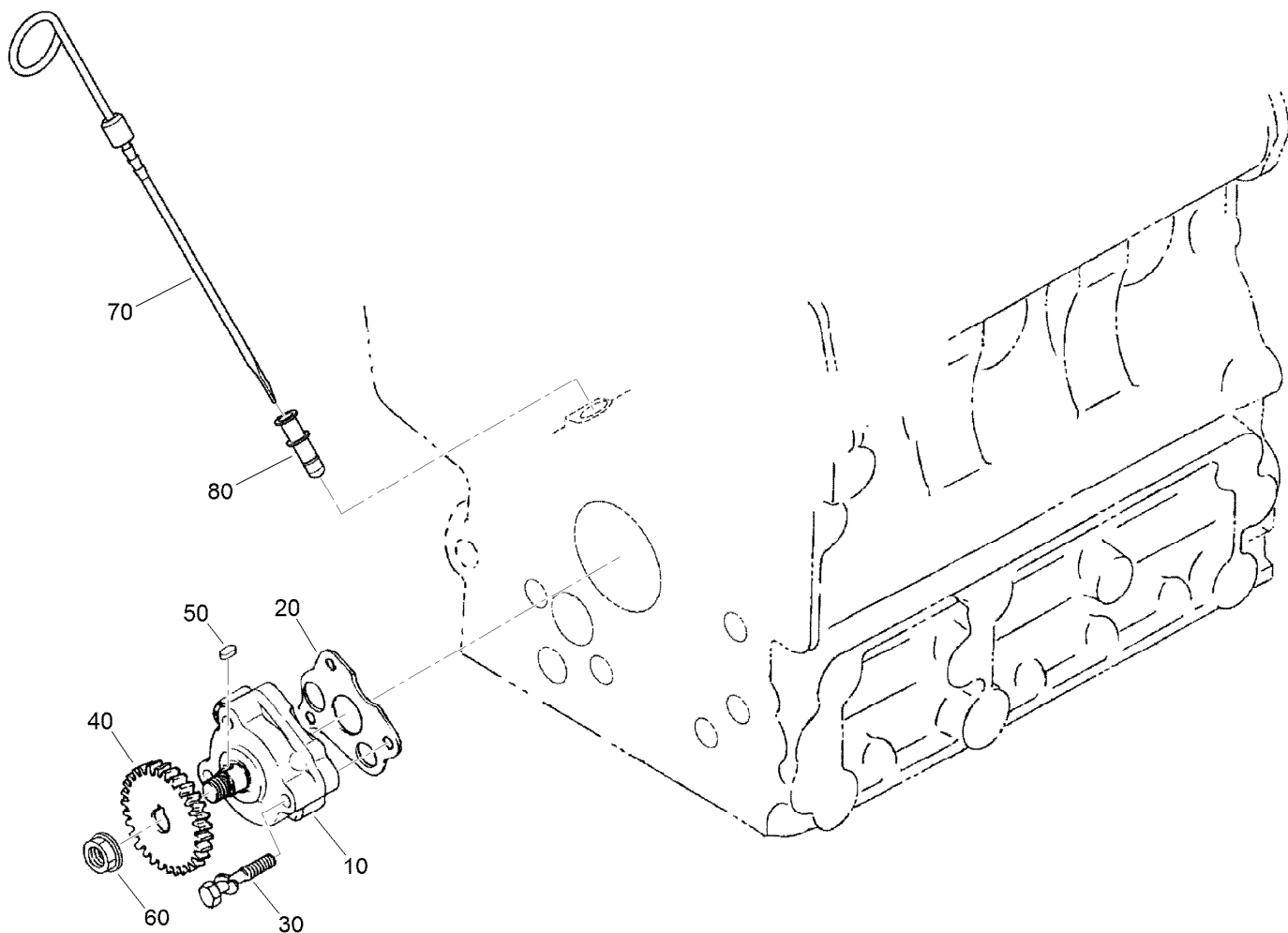
Ref.	Part Number	Qty.	Description
10	125-9151	1	Gear Case ASM
20	98-7488	1	Plug
40	98-9388	1	Joint-Pipe
50	100-1926	1	Washer-Plain
60	100-2004	1	Spring
70	100-1894	1	Seat-Valve
80	100-1792	1	Ball
100	117-0327	1	Gasket-Case, Gear
110	99-8320	1	Bolt
120	98-9356	9	Bolt
130	100-1922	3	Bolt
140	98-9357	1	Bolt

Ref.	Part Number	Qty.	Description
150	110-3710	1	Bolt
170	120-7852	1	Seal-Oil
180	125-9142	1	Sensor
190	99-8363	1	Bolt-Flange
200	127-1601	1	Flange-Filler, Oil
210	127-1602	1	Plug-Filler, Oil
220	127-1603	1	O-Ring
230	100-2062	1	Gasket
240	100-2203	3	Nut-Flange
250	100-1924	1	Stud
260	98-7571	3	Stud
270	115-8189	1	Filter-Oil, Engine



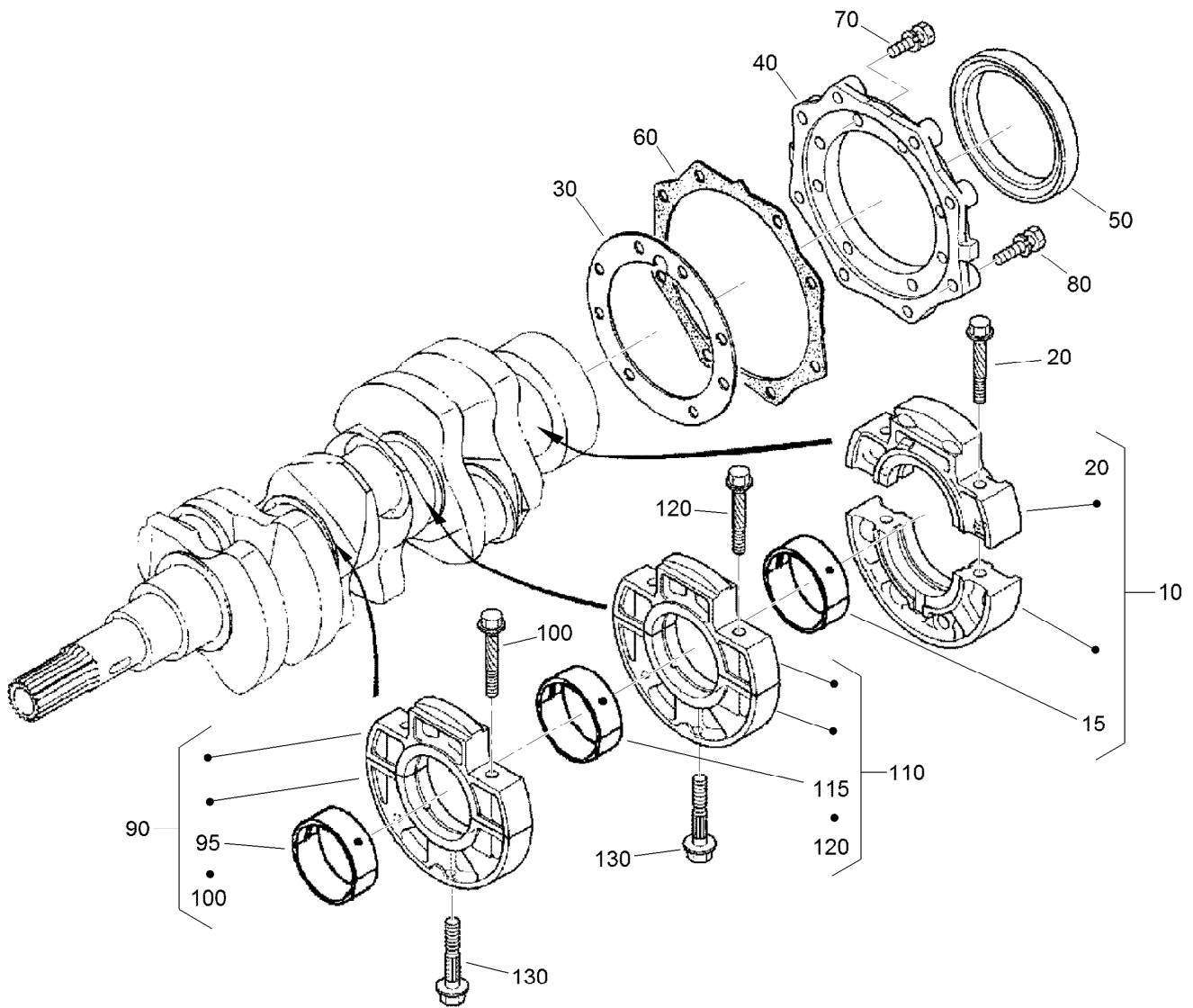
Cylinder Head Cover Assembly

Ref.	Part Number	Qty.	Description
10	125-9120	1	Tube-Breather
20	98-9579	2	Band-Pipe
30	125-9129	1	Cylinder Head Cover ASM
40	125-9117	1	Pipe-Breather
50	110-3846	1	O Ring-Breather
60	108-7060	1	Cover-Breather
70	98-9364	4	Screw (With Washer)
100	125-9130	1	Gasket-Cover, Head
110	108-7063	4	Bolt
120	107-9075	1	Plug-Filler, Oil
130	99-3446	1	O-Ring



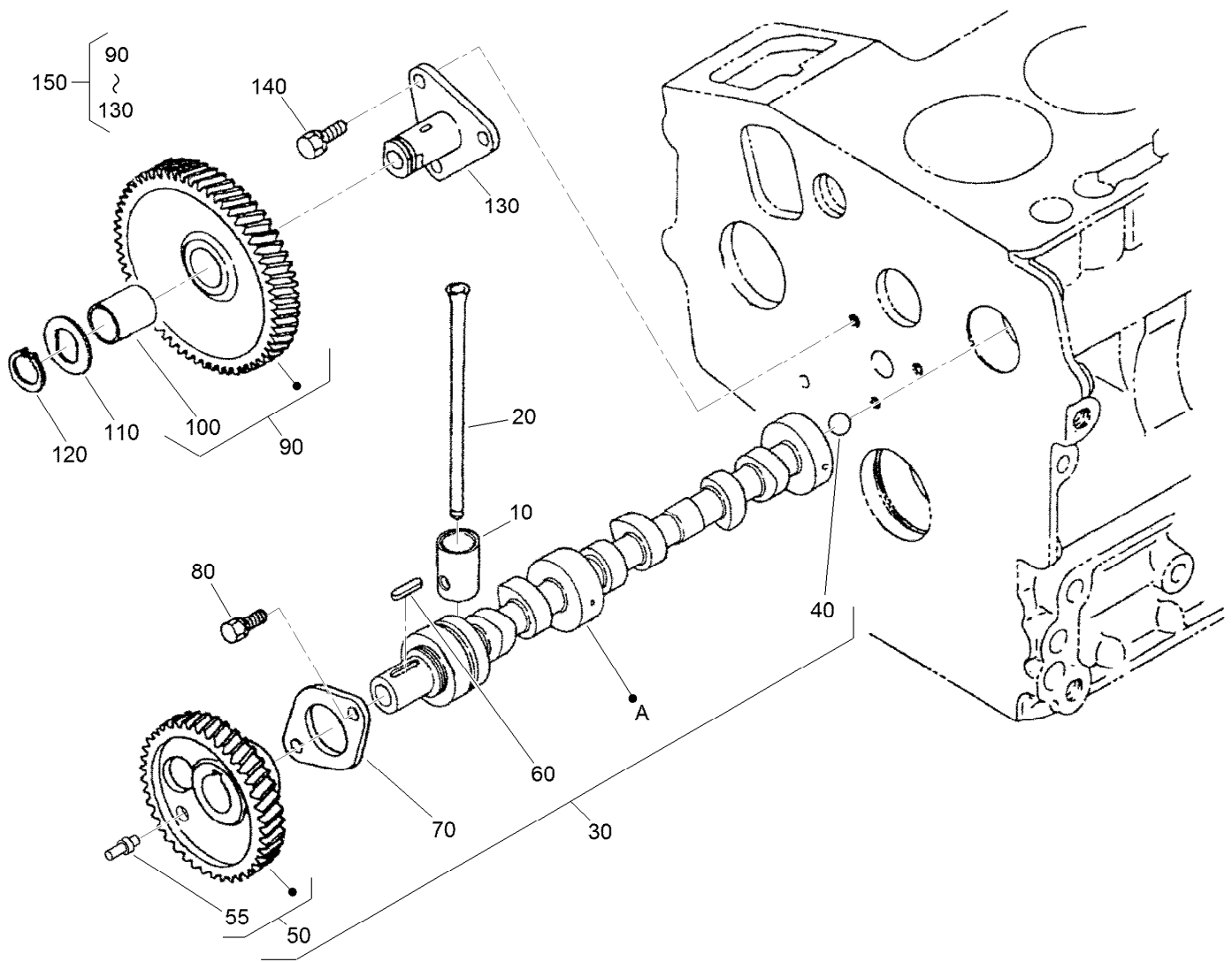
Oil Pump, Dipstick and Guide Assembly

<i>Ref.</i>	<i>Part Number</i>	<i>Qty.</i>	<i>Description</i>
10	100-2002	1	Oil Pump ASM
20	100-2003	1	Gasket-Pump, Oil
30	100-1923	3	Bolt
40	100-1893	1	Gear-Drive, Oil Pump
50	98-7658	1	Key-Feather
60	100-1779	1	Nut-Flange
70	110-3719	1	Gauge-Oil
80	105-4580	1	Guide-Gauge, Oil



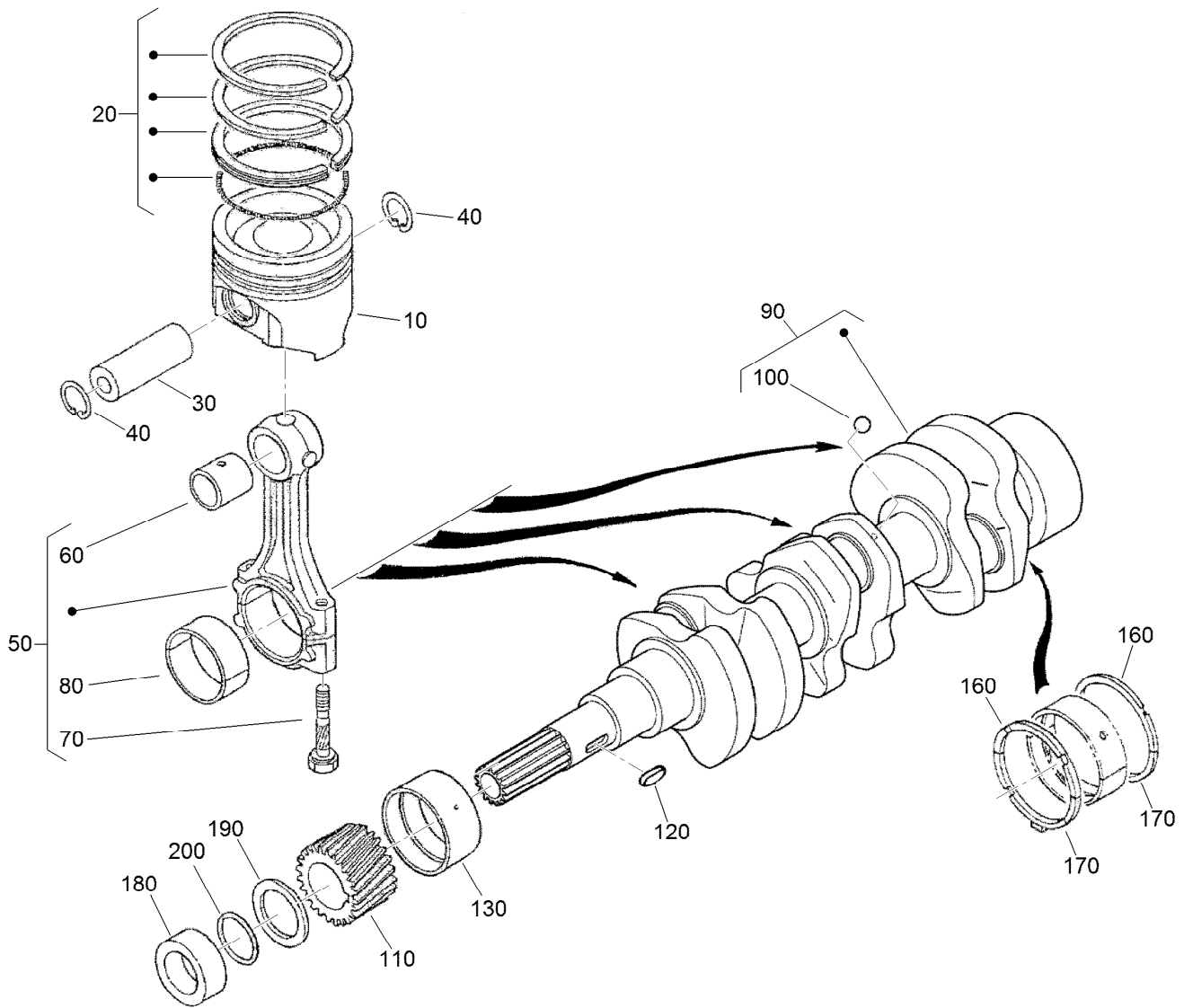
Main Bearing Case Assembly

Ref.	Part Number	Qty.	Description	Ref.	Part Number	Qty.	Description
10	121-2426	1	Bearing Case Wheel ASM	95	110-3742	1	Crankshaft Metal ASM (-0.20MM)
15	110-3744	1	Crankshaft Metal ASM (STD)	95	110-3743	1	Crankshaft Metal ASM (-0.40Mm)
15	110-3745	1	Crankshaft Metal ASM (-0.20MM)	100	110-3723	2	Bolt-Case, Bearing
15	110-3746	1	Crankshaft Metal ASM (-0.40MM)	110	110-3725	1	Main Bearing Case ASM
20	110-3723	2	Bolt-Case, Bearing	115	110-3741	1	Crankshaft Metal ASM (STD)
30	100-1873	1	Gasket-Case, Bearing	115	110-3742	1	Crankshaft Metal ASM (-0.20MM)
40	112-8334	1	Cover-Case, Bearing	115	110-3743	1	Crankshaft Metal ASM (-0.40Mm)
50	110-3724	1	Seal-Oil	120	110-3723	2	Bolt-Case, Bearing
60	100-1876	1	Gasket-Cover, Case	130	100-1874	2	Bolt-Case, Bearing
70	98-7568	8	Bolt				
80	100-1750	8	Bolt				
90	110-3725	1	Main Bearing Case ASM				
95	110-3741	1	Crankshaft Metal ASM (STD)				



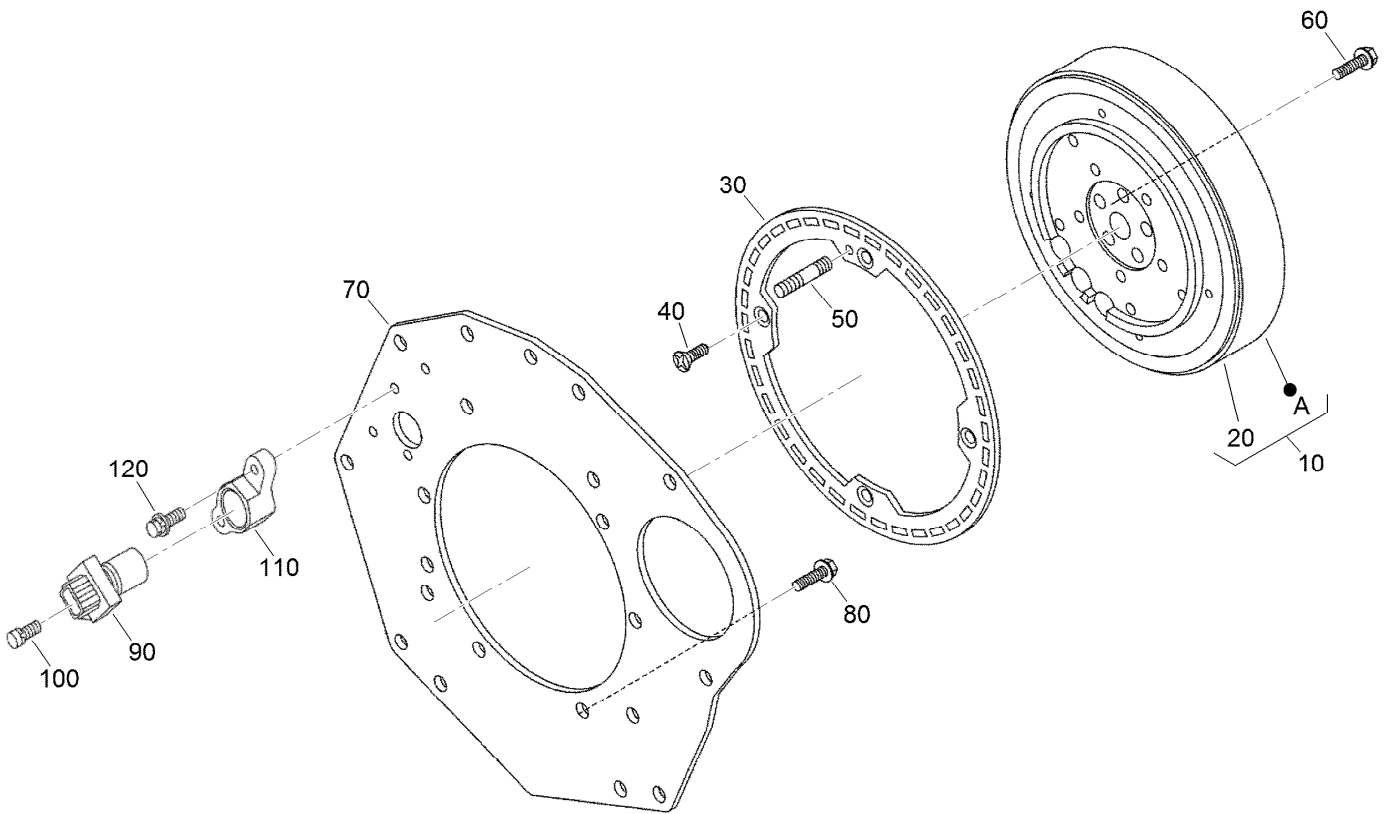
Cam Shaft and Idle Gear Shaft Assembly

<i>Ref.</i>	<i>Part Number</i>	<i>Qty.</i>	<i>Description</i>	<i>Ref.</i>	<i>Part Number</i>	<i>Qty.</i>	<i>Description</i>
10	110-3727	6	Tappet	80	98-9350	2	Bolt
20	100-1989	6	Rod-Push	90	100-1966	1	Gear-Idle
30	125-9131	1	Camshaft ASM	100	100-1968	1	Bushing
40	110-3729	1	Ball	110	100-1970	1	Collar-Gear, Idle
50	125-9132	1	Cam Gear ASM	120	100-1969	1	Ring-Snap
55	125-9133	2	Pin-Gear, Cam	130	100-1967	1	Shaft-Gear, Idle
60	98-9378	1	Key-Feather	140	100-1774	3	Bolt-Flange
70	100-1887	1	Stopper-Camshaft	150	100-2240	1	Idle Gear ASM



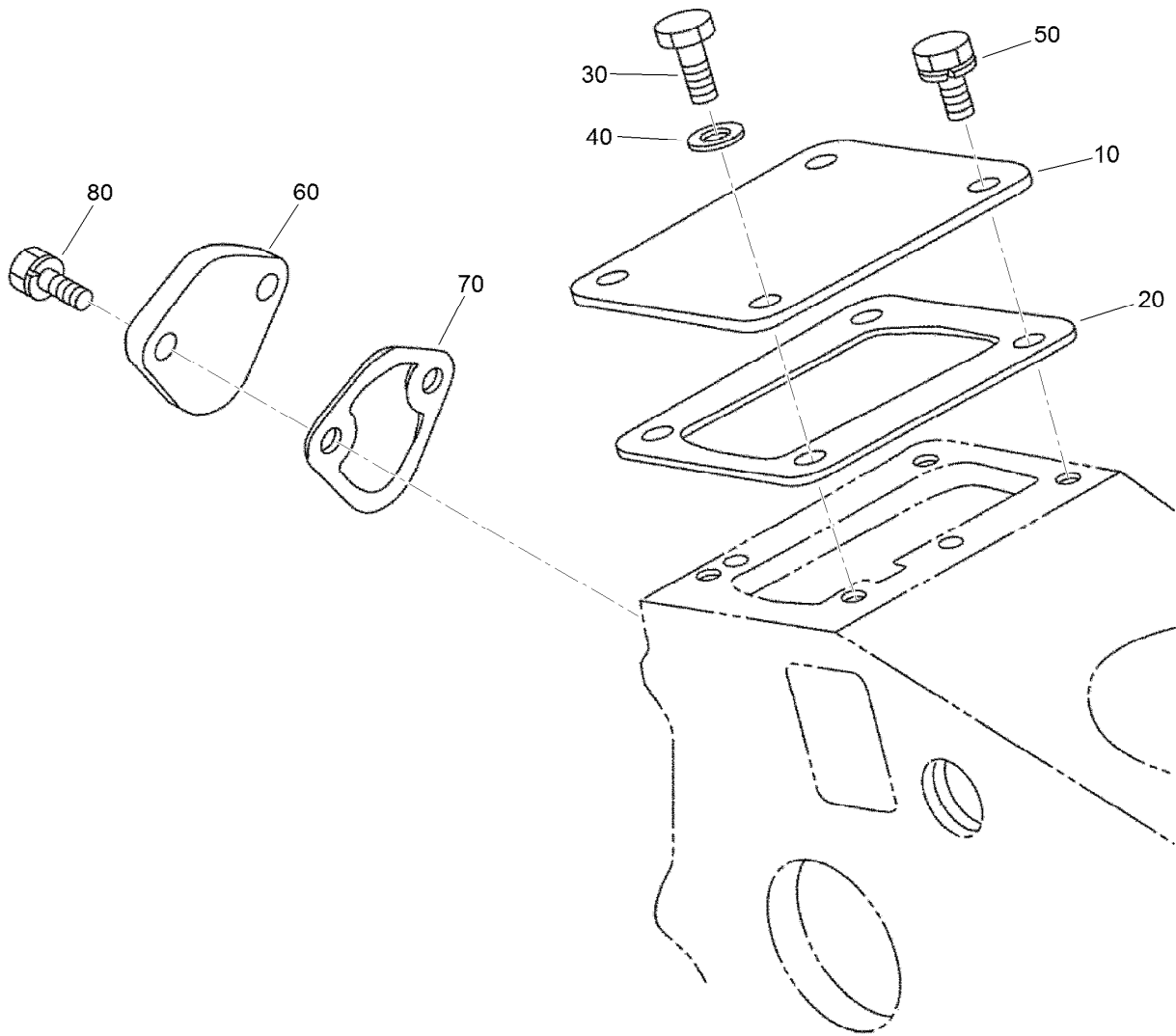
Piston and Crankshaft Assembly

Ref.	Part Number	Qty.	Description	Ref.	Part Number	Qty.	Description
10	125-9115	3	Piston (STD)	120	100-1752	1	Key-Feather
10	125-9116	3	Piston (+0.50Mm)	130	110-3738	1	Metal-Crankshaft (STD)
20	125-9134	3	Piston Ring ASM (STD)	130	110-3739	1	Metal-Crankshaft (-.0.20MM)
20	125-9135	3	Piston Ring ASM (+0.50Mm)	130	110-3740	1	Metal-Crankshaft (-0.40MM)
30	110-3734	3	Pin-Piston	160	100-1836	2	Metal-Side (STD)
40	100-1835	6	Circlip-Internal	160	100-1838	2	Metal-Side (+0.20MM)
50	125-9070	3	Connecting Rod ASM	160	100-1839	2	Metal-Side (+0.40MM)
60	110-3736	3	Bushing-Pin, Piston	170	117-0309	2	Metal-Side (STD)
70	100-1999	6	Bolt-Rod, Connecting	170	100-1840	2	Metal-Side (+0.2MM)
80	100-2000	3	Metal-Crankpin (STD)	170	100-1841	2	Metal-Side (+0.4MM)
80	100-1942	3	Metal-Crankpin (-0.20Mm)	180	100-1890	1	Collar-Crankshaft
80	100-1943	3	Metal-Crankpin (-0.40Mm)	190	100-1974	1	Slinger-Oil
90	117-0308	1	Crankshaft	200	100-2209	1	O-Ring
100	100-1791	3	Ball				
110	100-1891	1	Gear-Crankshaft				



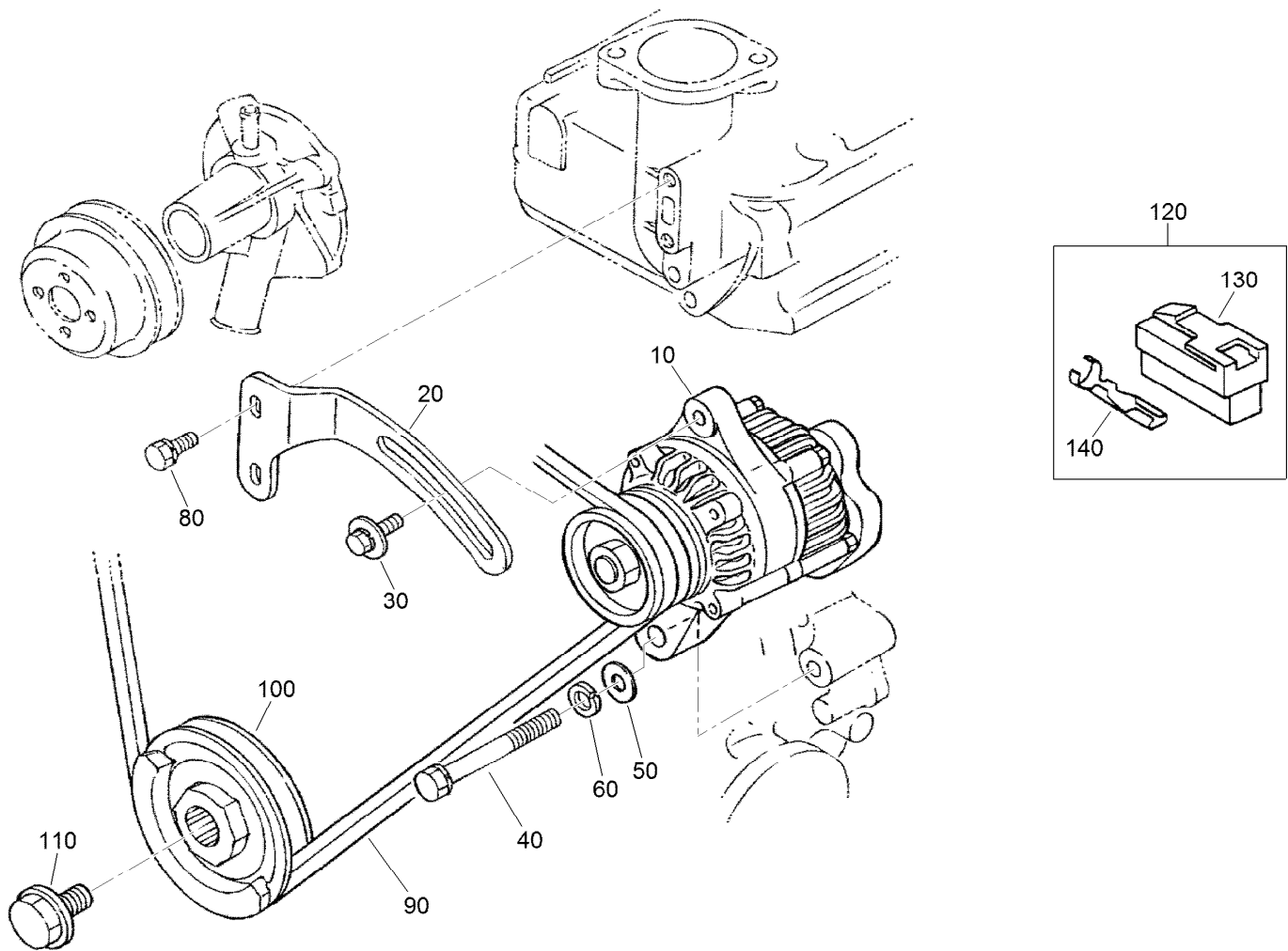
Flywheel and Sensor Switch Assembly

<i>Ref.</i>	<i>Part Number</i>	<i>Qty.</i>	<i>Description</i>
10	125-9153	1	Flywheel ASM
20	127-1604	1	Gear-Ring
30	127-1605	1	Rotor
40	127-0407	4	Screw-Head, Flat
50	127-0412	1	Pin-Straight
60	125-9051	5	Bolt-Flywheel
70	125-9152	1	Plate-End, Rear
80	110-3754	10	Bolt
90	125-9103	1	Sensor Stick ASM
100	125-9094	1	Bolt-Flange
110	125-9144	1	Holder-Sensor
120	108-2873	1	Bolt-Flange



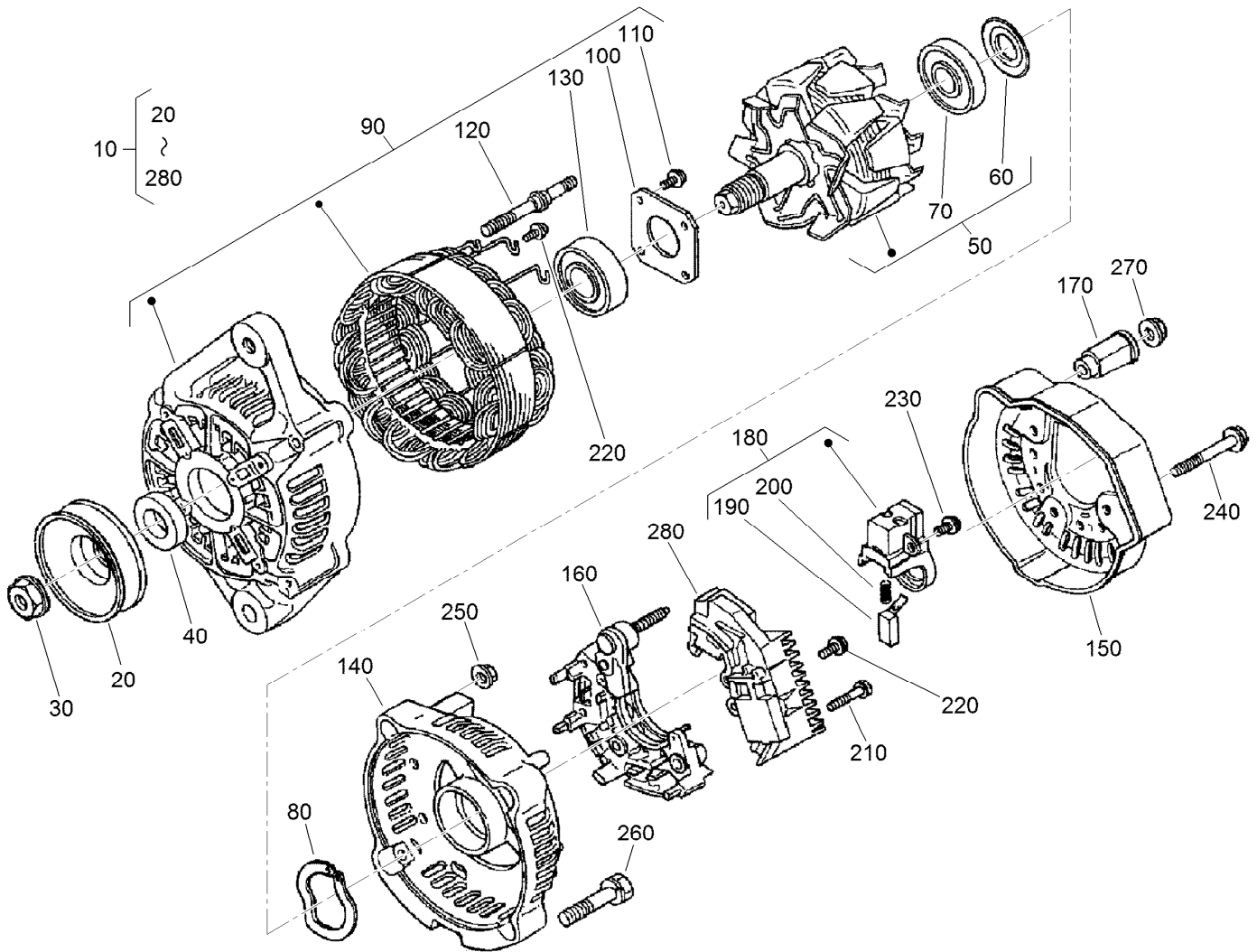
Injection and Fuel Pump Covers Assembly

<i>Ref.</i>	<i>Part Number</i>	<i>Qty.</i>	<i>Description</i>
10	125-9098	1	Cover
20	125-9105	1	Gasket
30	99-8348	1	Bolt
40	98-7654	1	Gasket
50	98-9350	3	Bolt
60	99-3514	1	Cover
70	98-9636	1	Gasket-Pump, Fuel
80	98-7692	2	Bolt



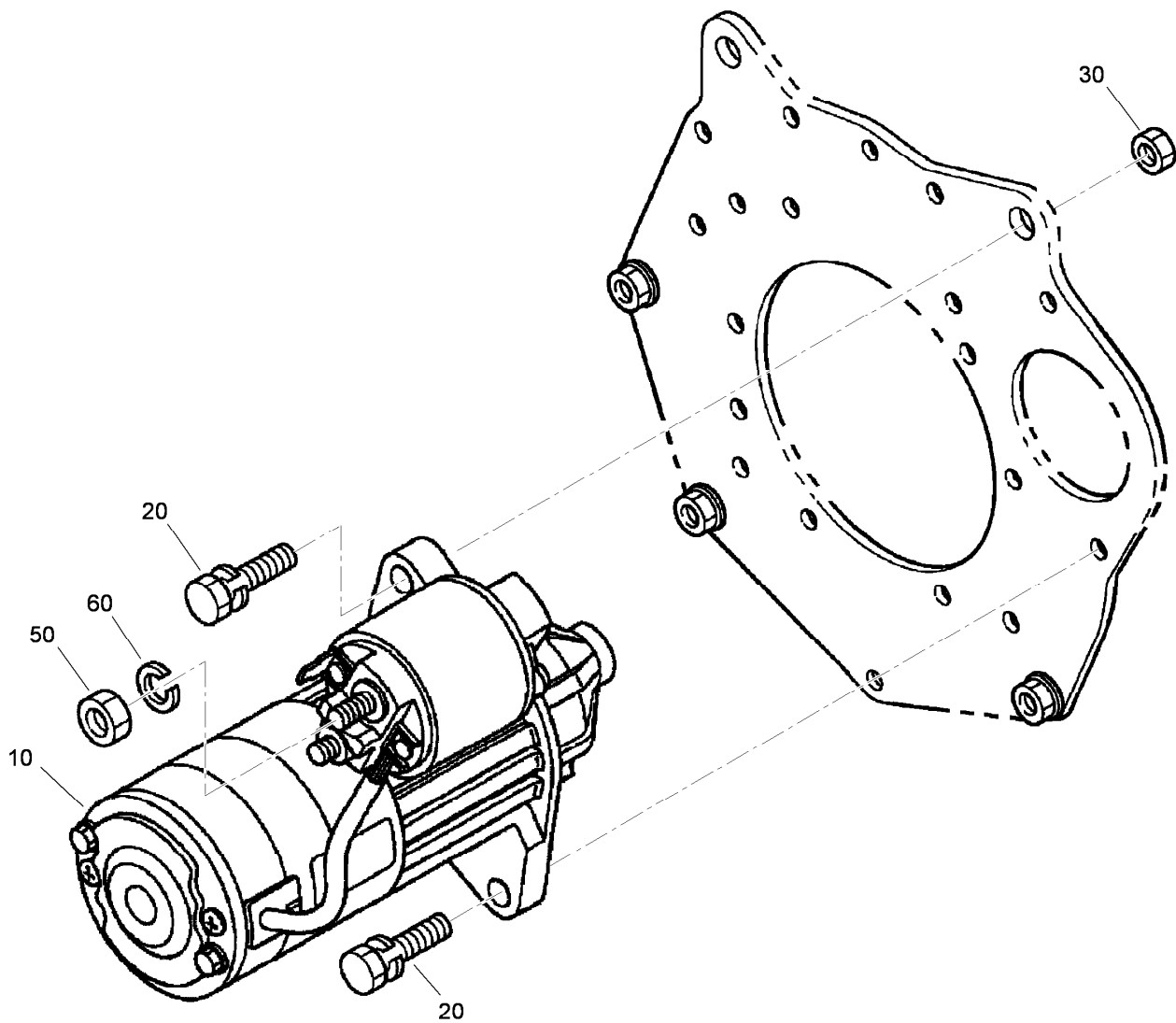
Alternator and Pulley Assembly

Ref.	Part Number	Qty.	Description
10	131-6557	1	Alternator ASM
20	117-0314	1	Stay-Alternator
30	121-2413	1	Bolt
40	125-9091	1	Bolt-Hex
50	120-5832	1	Washer-Plain
60	105-2893	1	Washer-Spring
80	98-7692	2	Bolt
90	100-1979	1	V-Belt
100	125-9154	1	Pulley-Drive, Fan
110	100-1978	1	Bolt
120	110-3796	1	Belt-V
130	98-9698	1	Connector
140	98-9699	2	Terminal



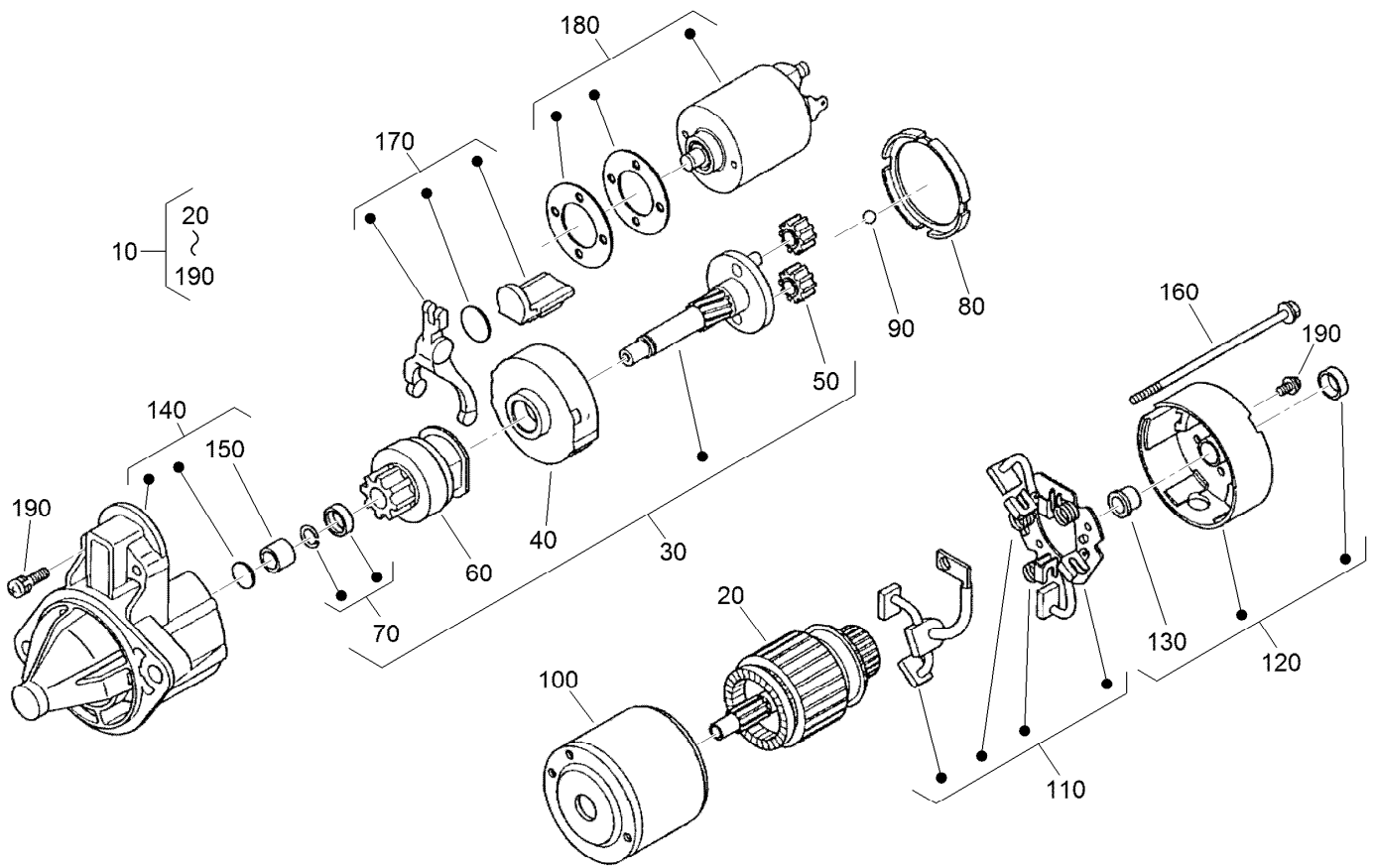
Alternator Components Assembly

Ref.	Part Number	Qty.	Description	Ref.	Part Number	Qty.	Description
10	131-6557	1	Alternator ASM	150	107-0140	1	Cover-End
20	98-9453	1	Pulley-Dynamo	160	98-7721	1	Rectifier ASM
30	98-7708	1	Nut	170	98-7722	1	Bushing-Insulation
40	98-7709	1	Collar	180	107-0141	1	Brush Holder ASM
50	107-0136	1	Rotor ASM	190	98-7724	2	Brush
60	98-7711	1	Cover-Bearing	200	98-7725	2	Spring-Brush
70	107-0138	1	Bearing-Ball	210	98-7726	2	Screw-Head, Round
80	98-7713	1	Washer-Thrust	220	98-7727	6	Screw-Head, Round
90	107-0139	1	Drive End Frame ASM	230	98-7728	1	Screw-Head, Round
100	98-7715	1	Plate-Retainer	240	98-7729	3	Bolt
110	98-7716	4	Screw-Head, Round	250	98-7730	2	Nut
120	98-7717	2	Bolt-Through	260	98-7731	2	Bolt
130	107-0137	1	Bearing-Ball	270	98-7732	1	Nut
140	107-9087	1	Frame-End	280	110-3799	1	Regulator ASM



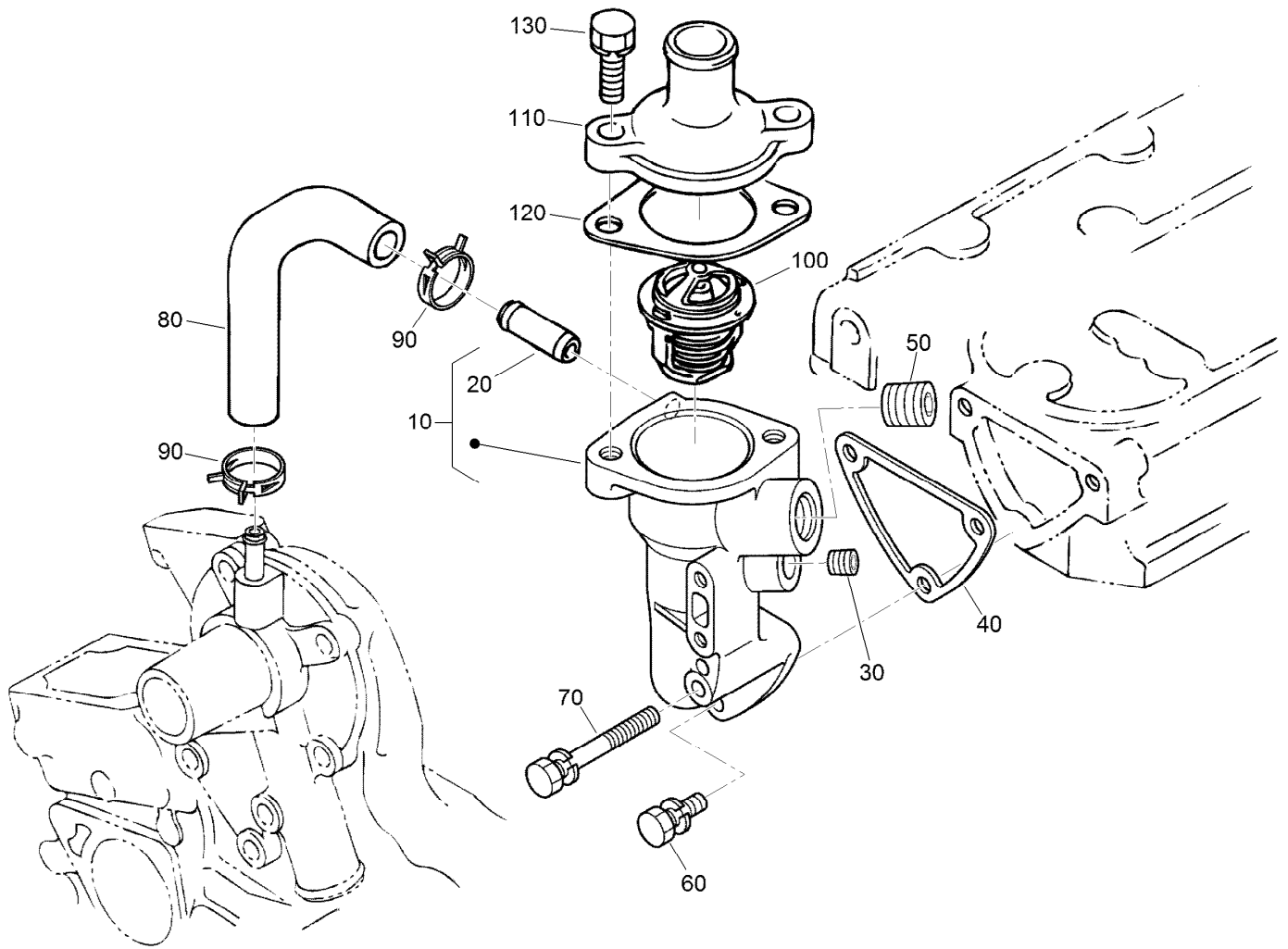
Starter Installation Assembly

Ref.	Part Number	Qty.	Description
10	110-3800	1	Starter ASM
20	98-7697	2	Bolt
30	98-7534	2	Nut
50	98-7534	1	Nut
60	105-2893	1	Washer-Spring



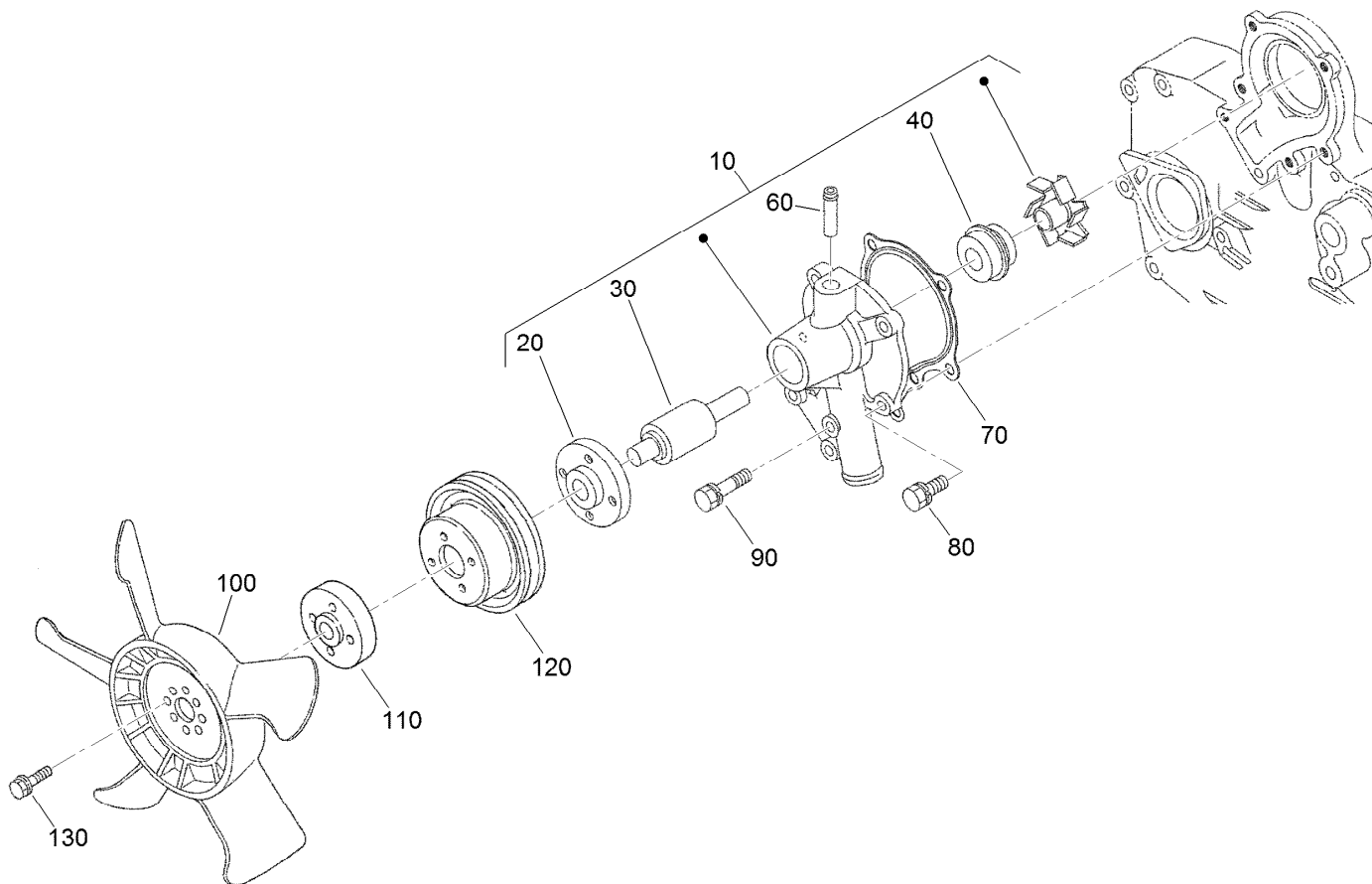
Starter Components Assembly

<i>Ref.</i>	<i>Part Number</i>	<i>Qty.</i>	<i>Description</i>	<i>Ref.</i>	<i>Part Number</i>	<i>Qty.</i>	<i>Description</i>
10	110-3800	1	Starter ASM	110	110-3810	1	Brush Holder ASM
20	110-3801	1	Armature	120	110-3811	1	Rear Bracket ASM
30	110-3802	1	Shaft ASM	130	110-3812	1	Bushing
40	120-3142	1	Gear-Internal	140	110-3813	1	Front Bracket ASM
50	110-3804	3	Gear-Planetary	150	110-3814	1	Bushing
60	110-3805	1	Clutch-Running, Over	160	110-3815	2	Bolt
70	110-3806	1	Stopper	170	110-3816	1	Fork Lever ASM
80	120-3143	1	Gasket	180	125-9099	1	Switch-Magnetic
90	110-3808	1	Ball	190	110-3818	1	Screws (Set Of 4)
100	110-3809	1	Yoke				



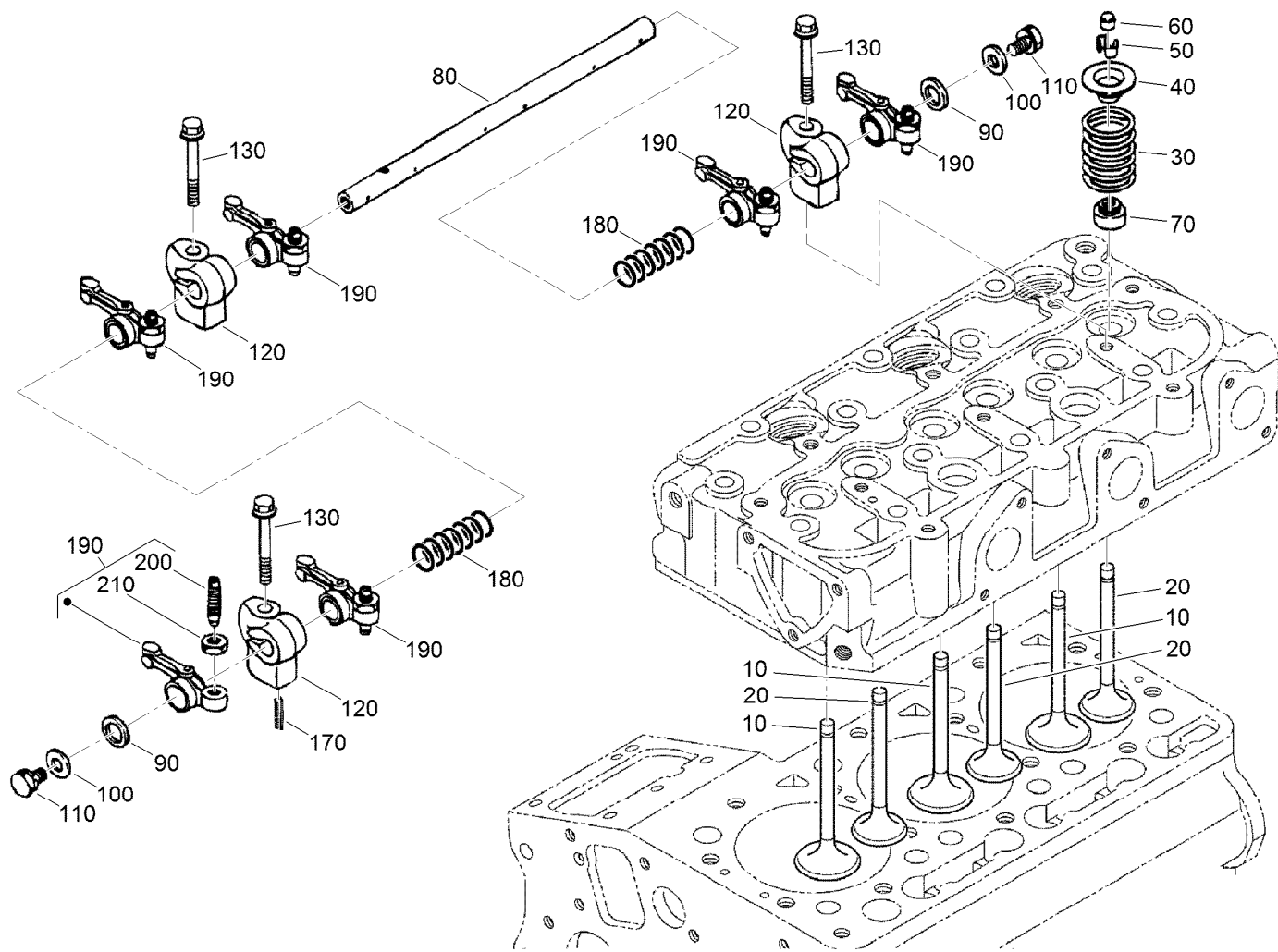
Water Flange and Thermostat Assembly

<i>Ref.</i>	<i>Part Number</i>	<i>Qty.</i>	<i>Description</i>
10	121-2414	1	Water Flange ASM
20	98-9580	1	Pipe-Return, Water
30	98-9444	1	Plug
40	110-3820	1	Gasket-Flange, Water
50	110-3821	1	Plug
60	98-7692	2	Bolt
70	105-3797	1	Bolt
80	100-2017	1	Pipe-Return, Water
90	121-3835	2	Clamp-Hose
100	98-7778	1	Thermostat ASM
110	121-2415	1	Cover-Thermostat
120	105-3748	1	Gasket-Thermostat
130	98-7438	2	Bolt



Water Pump and Cooler Fan Assembly

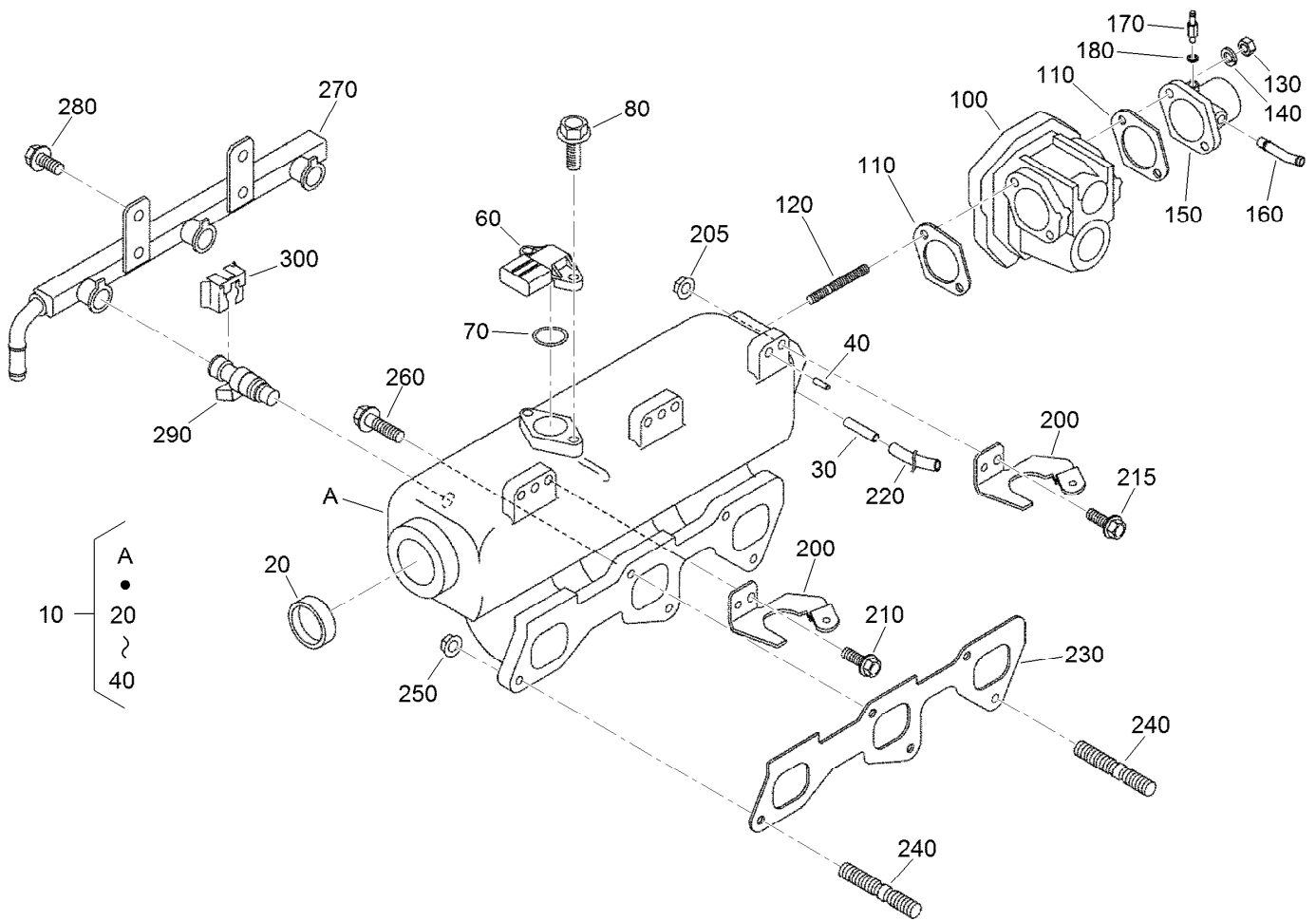
<i>Ref.</i>	<i>Part Number</i>	<i>Qty.</i>	<i>Description</i>
10	127-1607	1	Water Pump ASM
20	100-1933	1	Flange-Pump, Water
30	100-1934	1	Bearing-Ball
40	99-3518	1	Water Pump Seal ASM
60	100-1932	1	Pipe-Return, Water
70	117-0330	1	Gasket-Pump, Water
80	100-1750	4	Bolt
90	100-1764	1	Bolt
100	127-1608	1	Fan
110	108-2872	1	Collar-Fan
120	100-1921	1	Pulley-Fan
130	108-2873	2	Bolt-Flange



Valve and Rocker Arm Assembly

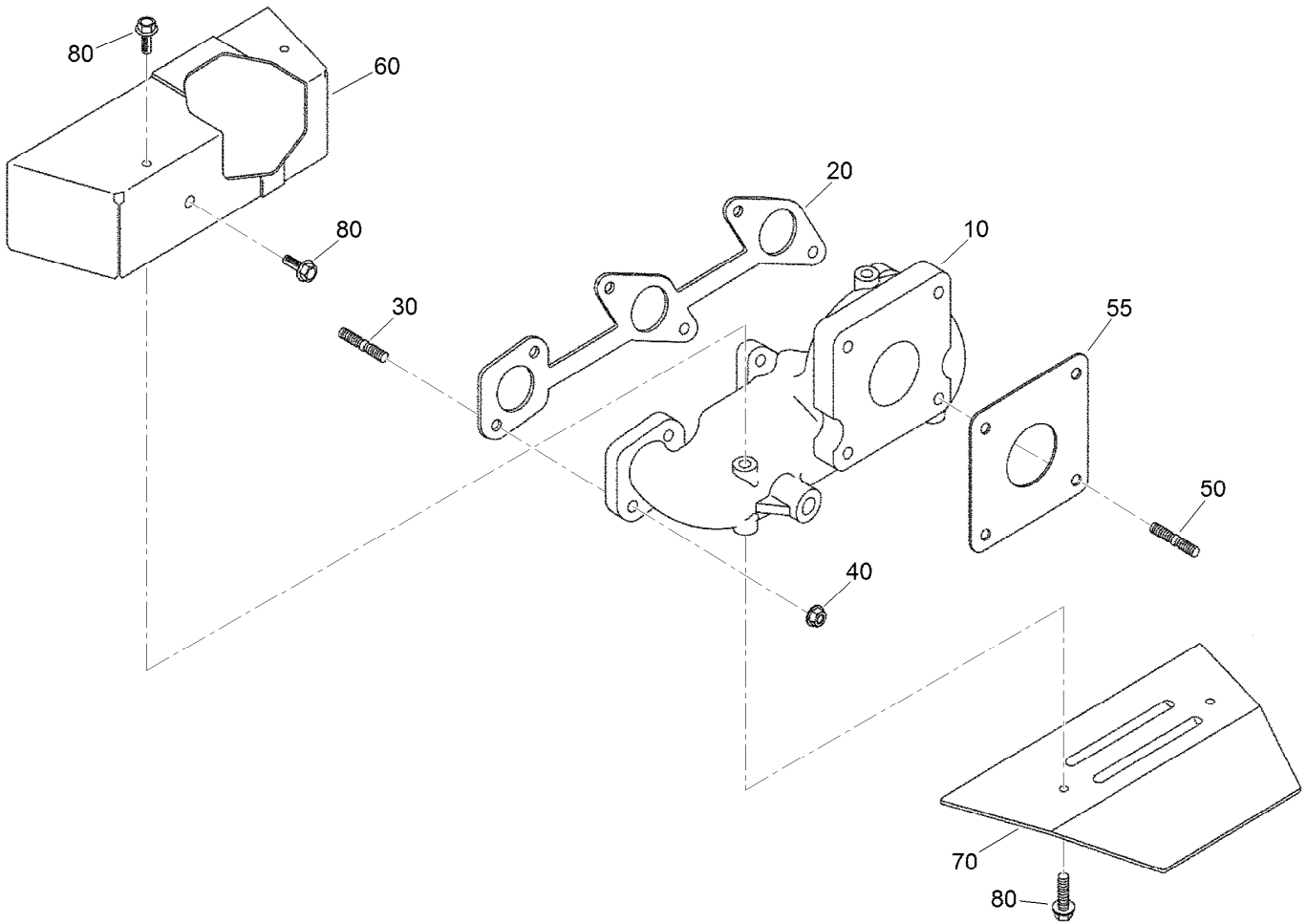
Ref.	Part Number	Qty.	Description
10	125-9106	3	Valve-Inlet
20	125-9114	3	Valve-Exhaust
30	100-1823	6	Spring-Valve
40	100-1825	6	Retainer-Spring, Valve
50	120-3136	6	Collet-Spring, Valve
60	100-2155	6	Cap-Valve
70	125-9128	6	Seal-Stem, Valve
80	110-3831	1	Shaft-Arm, Rocker
90	100-2044	2	Washer

Ref.	Part Number	Qty.	Description
100	100-1927	2	Washer-Plain
110	100-9265	2	Bolt
120	110-3833	3	Bracket-Arm, Rocker
130	110-3834	3	Bolt-Flange
170	98-7602	1	Pin-Spring
180	110-3835	2	Spring
190	100-1884	6	Rocker Arm ASM
200	100-1885	6	Screw-Adjusting
210	100-1827	6	Nut



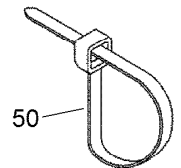
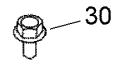
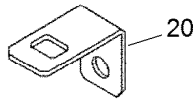
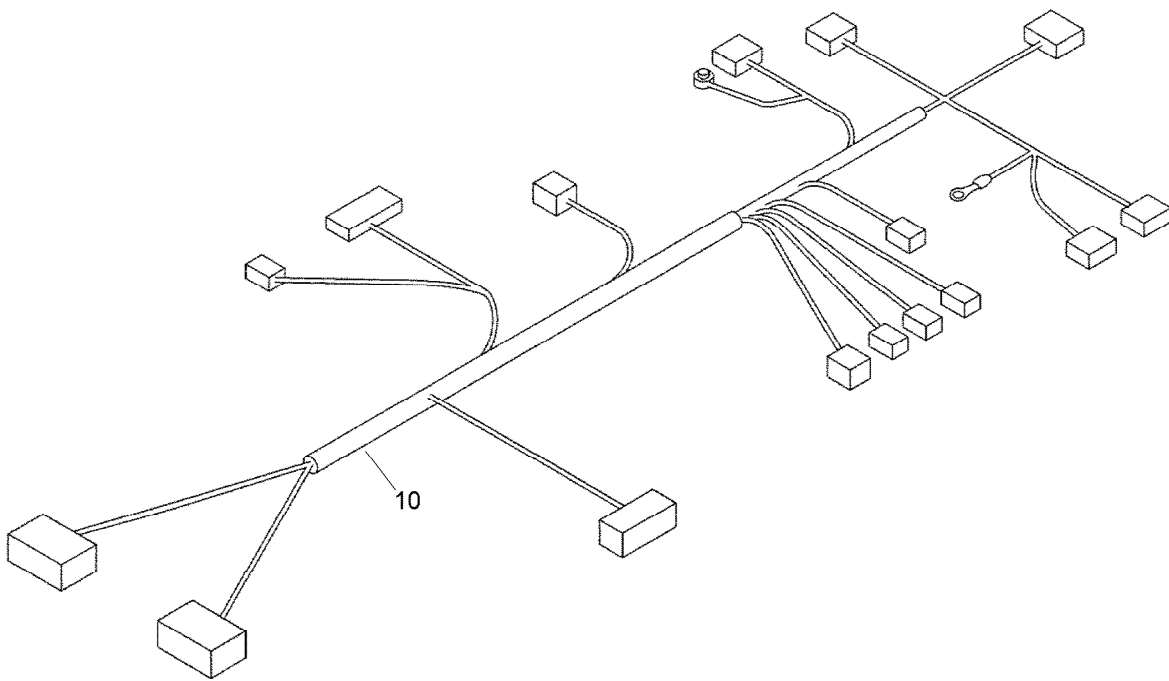
Inlet Manifold Assembly

Ref.	Part Number	Qty.	Description	Ref.	Part Number	Qty.	Description
10	125-9122	1	Intake Manifold ASM	180	98-7654	1	Gasket
20	98-7539	1	Cap-Sealing	200	125-9146	3	Stay-Coil, Ignition
30	125-9158	1	Pin-Pipe	205	100-2203	1	Nut-Flange
40	98-9375	3	Pin-Straight	210	99-8363	2	Bolt-Flange
60	125-9110	1	Sensor (Tmap)	215	105-3789	1	Bolt
70	125-9112	1	O Ring	220	125-9097	1	Tube-Fuel
80	125-9111	2	Bolt-Flange	230	125-9123	1	Gasket-Manifold, Intake
100	125-9136	1	Throttle Body ASM	240	125-9092	2	Stud
110	125-9104	2	Gasket-Cleaner, Air	250	100-2203	2	Nut-Flange
120	125-9093	2	Stud	260	98-9352	3	Bolt
130	98-7534	2	Nut	270	125-9137	1	Rail-Ignition, Fuel
140	105-2893	2	Washer-Spring	280	98-7692	2	Bolt
150	125-9121	1	Flange-Cleaner, Air	290	125-9107	3	Injector
160	110-3837	1	Pipe-Breather	300	125-9138	3	Stopper-Injector
170	98-9431	1	Screw-Bleeder, Air				



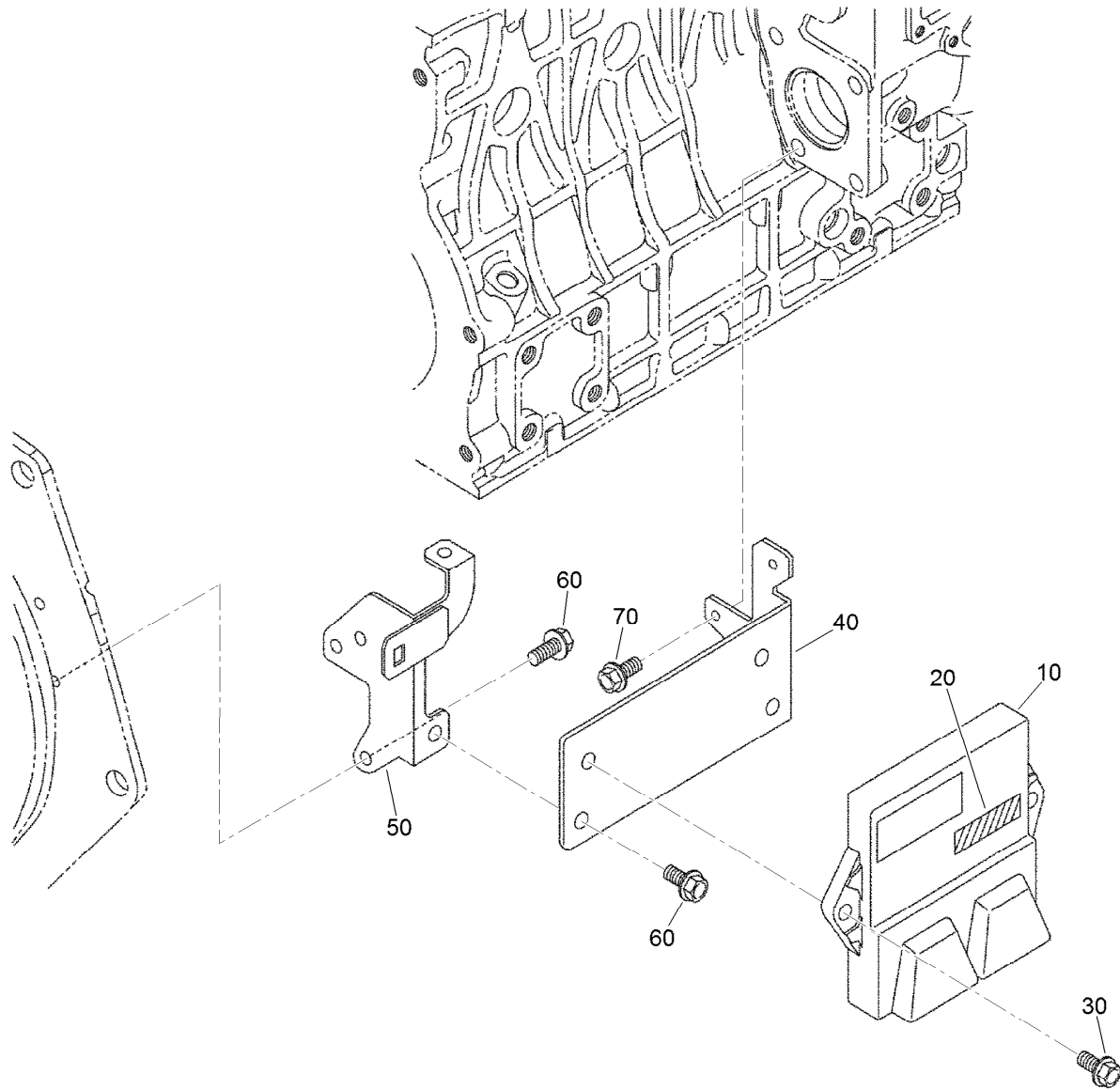
Exhaust Manifold Assembly

Ref.	Part Number	Qty.	Description
10	127-1609	1	Manifold-Exhaust
20	110-3840	1	Gasket-Manifold, Exhaust
30	125-9149	6	Bolt-Stud
40	100-1778	6	Nut
50	125-9100	4	Stud
55	125-9108	1	Gasket-Muffler
60	125-9126	1	Cover-Upper
70	125-9127	1	Cover-Lower
80	125-9090	5	Bolt



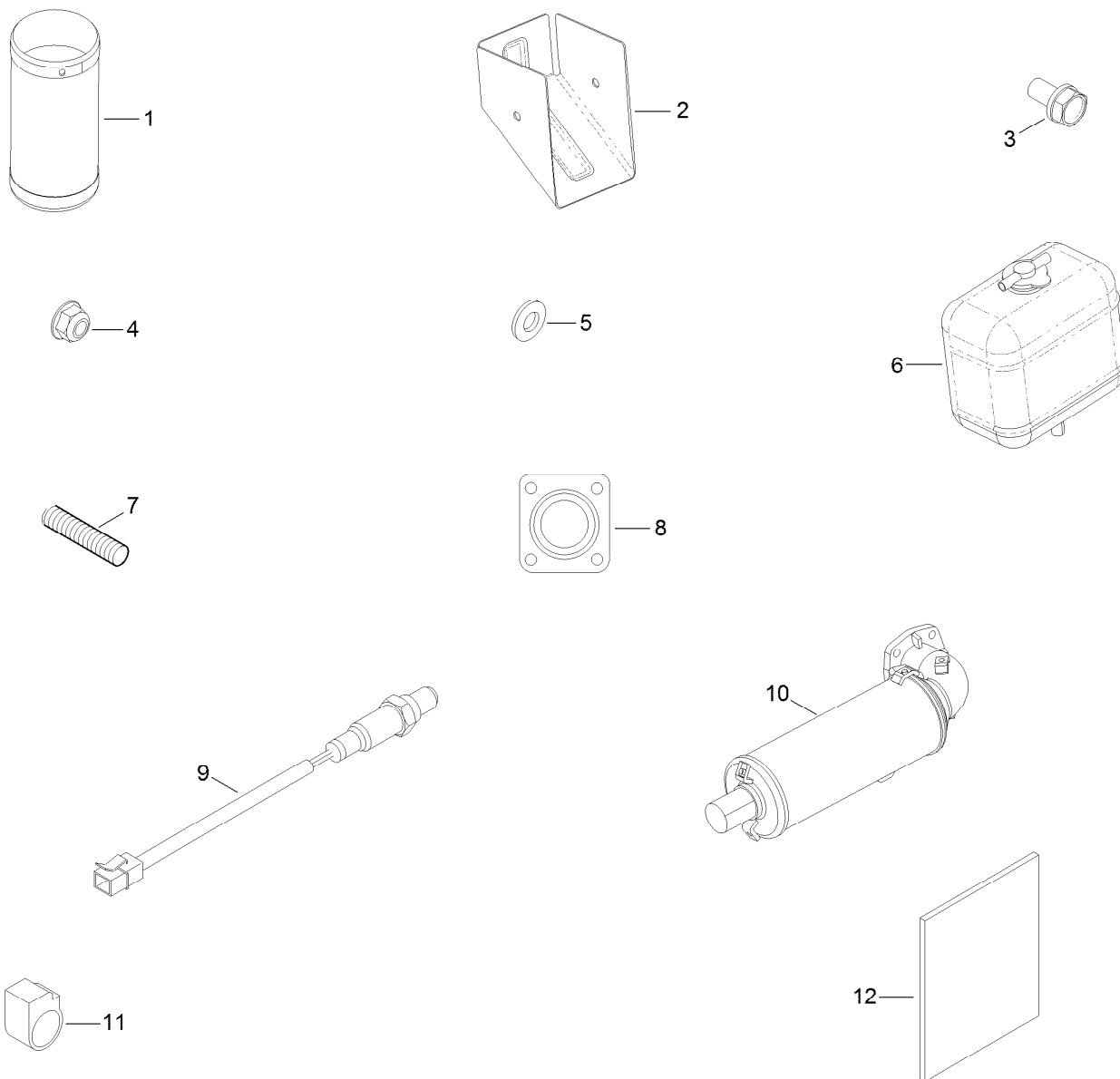
Wire Harness Assembly

<i>Ref.</i>	<i>Part Number</i>	<i>Qty.</i>	<i>Description</i>
10	125-9143	1	Harness-Wire, E C U
20	125-9157	1	Stay-Boom, Harness
30	115-8504	1	Bolt-Flange
50	125-9101	2	Band-Cord



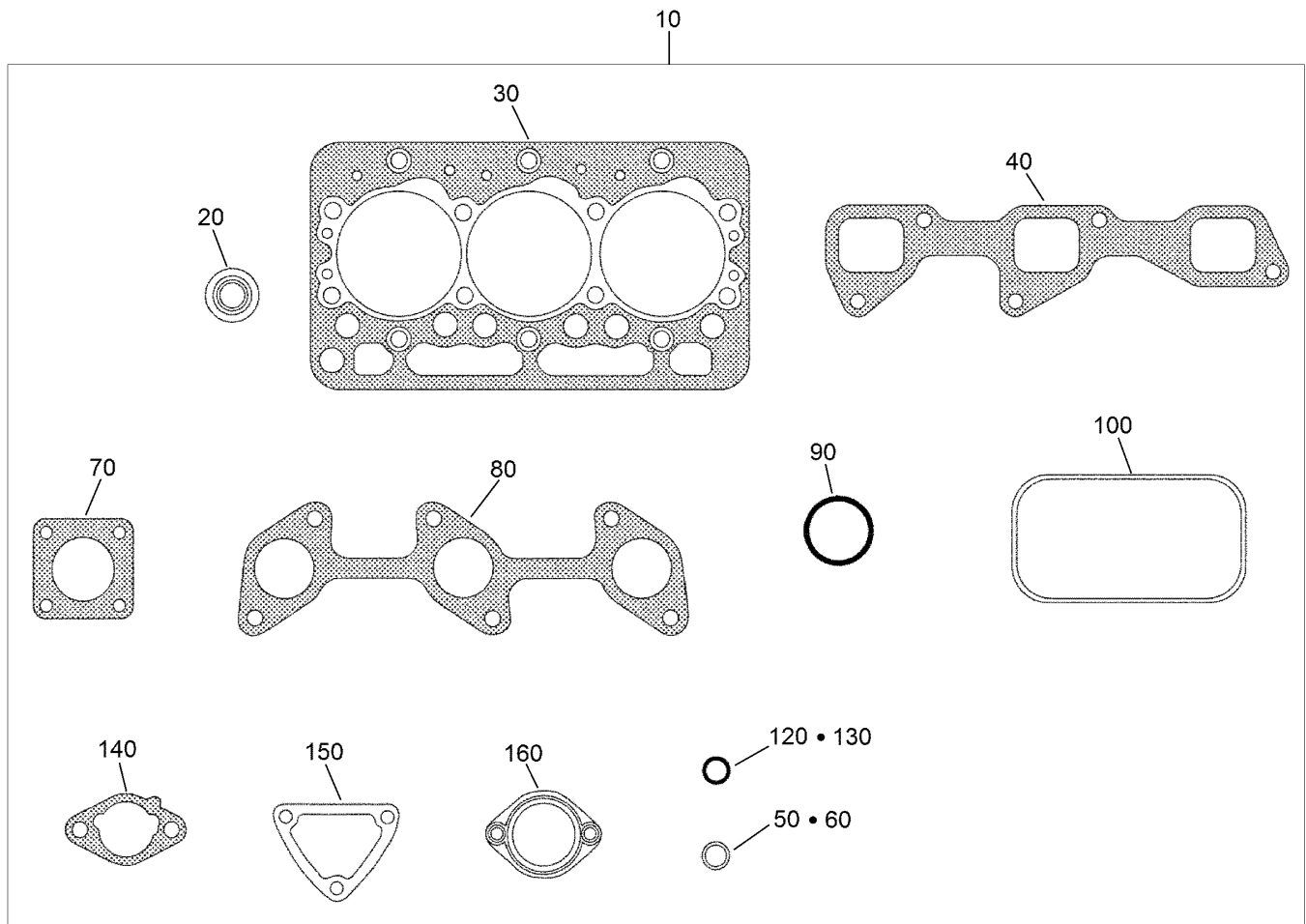
Electronic Control Unit Assembly

<i>Ref.</i>	<i>Part Number</i>	<i>Qty.</i>	<i>Description</i>
10	127-1610	1	E C U ASM
20	125-9147	1	Label
30	108-2873	2	Bolt-Flange
40	125-9140	1	Stay-E C U
50	125-9141	1	Stay-E C U
60	100-1774	3	Bolt-Flange
70	115-8504	2	Bolt-Flange



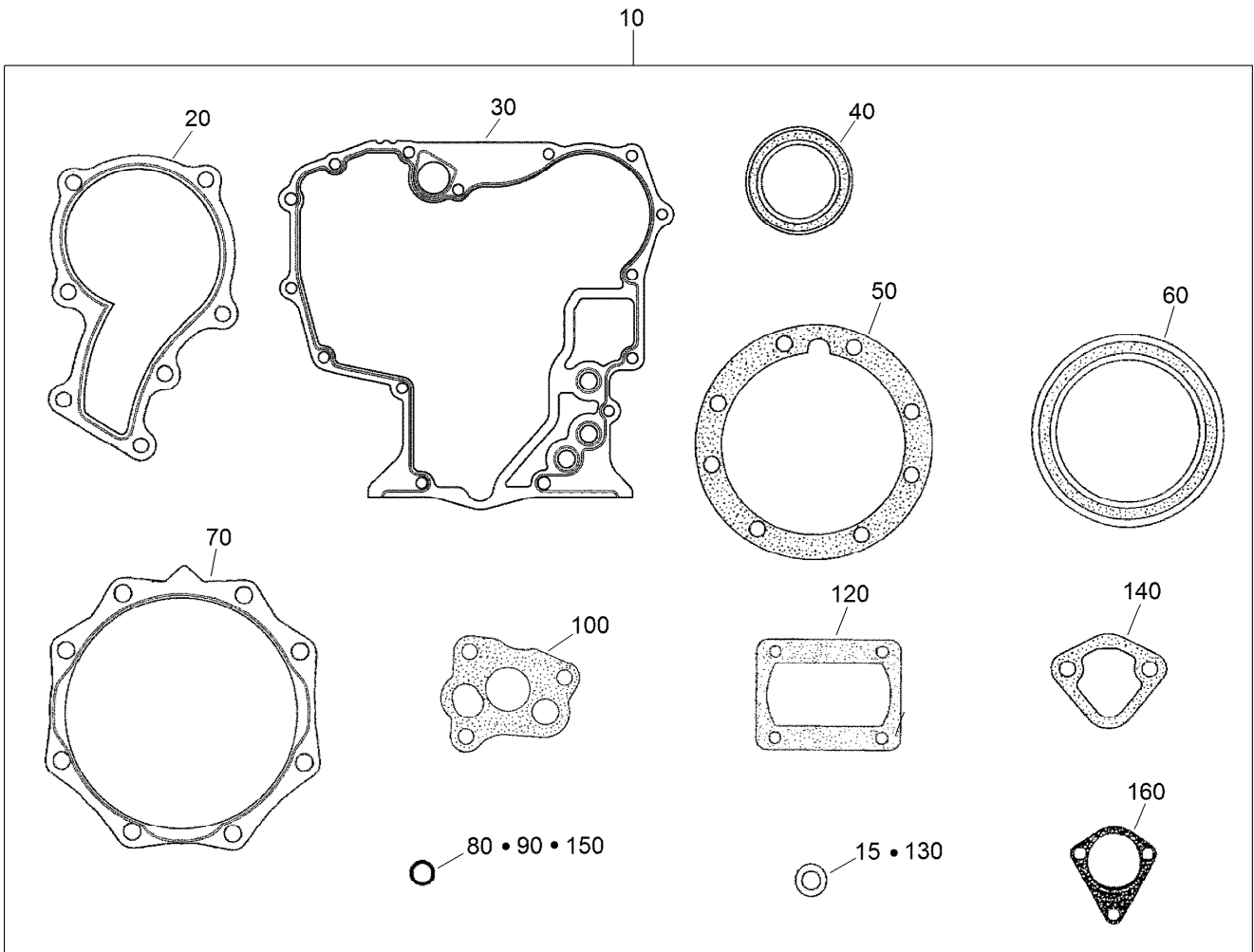
Operator Manual and Miscellaneous Engine Parts

<i>Ref.</i>	<i>Part Number</i>	<i>Qty.</i>	<i>Description</i>
1	121-3545	1	Cover-Muffler
2	121-3546	1	Cover-Flange, Muffler
3	98-9350	6	Bolt
4	125-9095	4	Nut
5	100-1781	6	Washer-Plain
6	104-9318	1	Bottle-Overflow
7	125-9100	4	Stud
8	125-9108	1	Gasket-Muffler
9	125-9124	1	*obs* Sensor (O2)
10	120-3547	1	Muffler
11	127-0513	1	Clamp
12	125-9148	1	Operator Manual



Upper Engine Gasket Kit

Ref.	Part Number	Qty.	Description
10	125-9150	1	Upper Gasket Kit
20	125-9128	6	Seal-Stem, Valve
30	125-9113	1	Gasket-Head
40	125-9123	1	Gasket-Manifold, Intake
50	125-9112	1	O Ring
60	99-3446	1	O-Ring
70	125-9108	1	Gasket-Muffler
80	110-3840	1	Gasket-Manifold, Exhaust
90	110-3846	1	O Ring-Breather
100	125-9130	1	Gasket-Cover, Head
120	125-9096	1	Gasket
130	98-7654	1	Gasket
140	125-9104	2	Gasket-Cleaner, Air
150	110-3820	1	Gasket-Flange, Water
160	105-3748	1	Gasket-Thermostat



Lower Engine Gasket Kit

<i>Ref.</i>	<i>Part Number</i>	<i>Qty.</i>	<i>Description</i>
10	125-9155	1	Lower Gasket Kit
15	98-7524	1	Gasket
20	117-8846	1	Gasket-Pump, Water
30	117-0327	1	Gasket-Case, Gear
40	120-7852	1	Seal-Oil
50	100-1873	1	Gasket-Case, Bearing
60	110-3724	1	Seal-Oil
70	100-1876	1	Gasket-Cover, Case

<i>Ref.</i>	<i>Part Number</i>	<i>Qty.</i>	<i>Description</i>
80	100-2209	1	O-Ring
90	105-3776	1	O-Ring
100	100-2003	1	Gasket-Pump, Oil
120	125-9105	1	Gasket
130	98-7654	1	Gasket
140	98-9636	1	Gasket-Pump, Fuel
150	127-1603	1	O-Ring
160	100-2062	1	Gasket

Attachments and Accessories

For 30809 Groundsmaster 3500-G Rotary Mower

Product Name	Model/Part
Blade-High Lift	104-5183
Blade-Angle Sail	105-9810-03
Blade-Atomic	107-0235-03
27in Blade Service Pack (qty 6)	108-1462
Blade-Combo.....	108-9026-03
Sectional Roller Assembly	117-5121
400-Hour Filter Maintenance Kit	30246
Premium Seat Kit.....	30629
27in Rotary Cutting Unit.....	30834
Leaf Mulching Kit	30836
Work Light Kit	30841

Notes:



Count on it.