



**Count on it.**

**Parts Catalog**

**Groundsmaster® 3500-D  
Rotary Mower**

Model No. 30807—Serial No. 400950001 and Up



# Ordering Replacement Parts

To order replacement parts, please supply the part number, the quantity, and the description of each part desired.

## Understanding Reference Numbers

Each identified part in an illustration has a reference number. The reference number for a part also appears in the parts list, along with other information about the part.

This catalog uses two special reference number formats, one to indicate parts in a service assembly and another to indicate the quantity of a given part in an illustration.

## Service Assembly Reference Numbers

Parts in service assemblies have reference numbers in the form a:b. The a represents the reference number of the entire service assembly and the b represents a sequential number unique to each part within the service assembly.

For example, a wheel assembly might be identified by reference number 6, the tire by 6:1, the valve by 6:2, and the wheel by 6:3. When you order the assembly identified by reference number 6, you receive all parts identified by reference numbers 6:1, 6:2, and 6:3. However, you may also order any part individually. Reference numbers of this type appear in illustration and in parts lists.

## Reference Numbers Indicating Quantity

In an illustration, if a reference number indicates more than one part, the reference number has the form nX y. The n represents the quantity of the part, the X is the multiplication symbol, and the y represents the reference number.

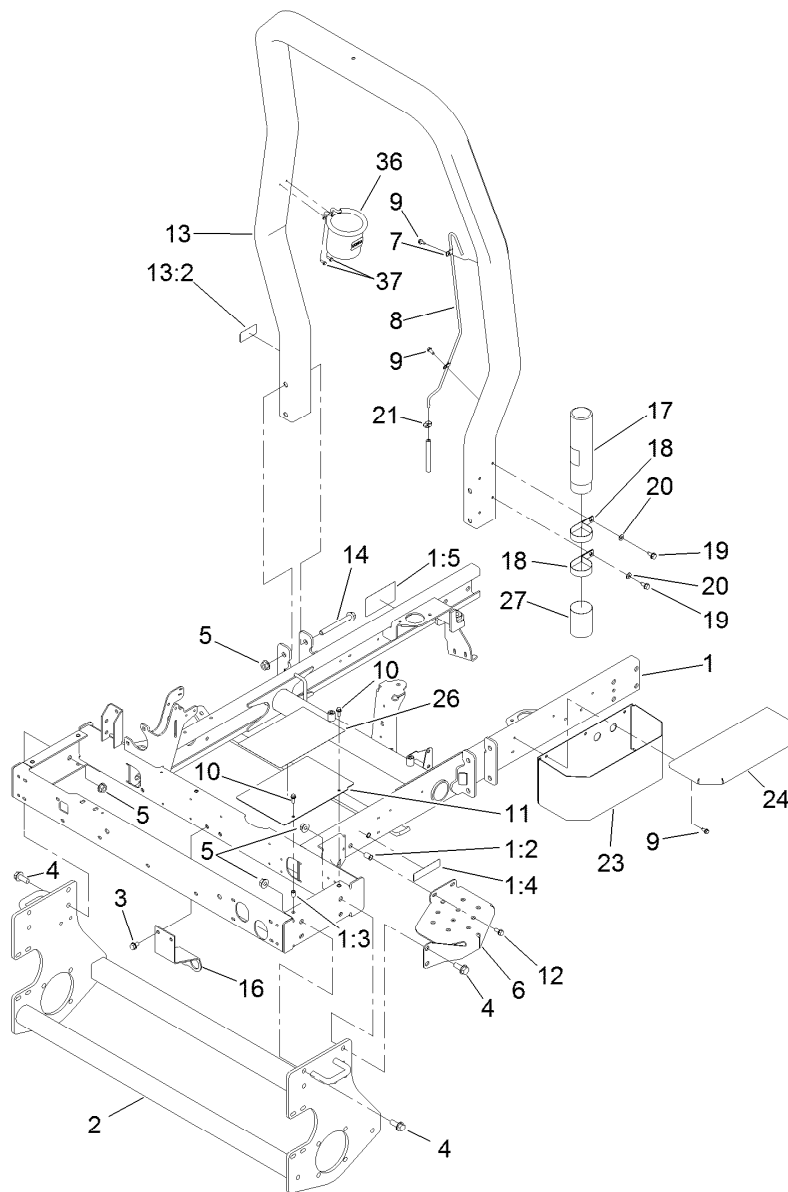
For example, in an illustration, the reference number 2X 37 means that two of the parts identified by reference number 37 are indicated.

# Contents

Frame and Roll-Over Protection System Assembly .....	5
Engine Installation Assembly .....	6
Air Cleaner and Exhaust Assembly .....	8
Air Cleaner Assembly No. 93-2190 .....	9
Radiator and Oil Cooler Assembly .....	10
Rear Lift Arm and Carrier Frame Assembly .....	11
Hydraulic Cylinder Assembly No. 112-9916 .....	12
Sidewinder Carrier Assembly .....	13
Scissor Frame and Link Assembly .....	15
Hydraulic Motor and Foot Guard Assembly .....	16
Gear Motor Assembly No. 117-5141 .....	17
Fuel Tank Assembly .....	18
Hydraulic Tank and Filter Assembly .....	19
Battery Assembly .....	20
Seat Assembly .....	21
Control Panel Assembly .....	22
Parking Brake and Dash Cover Assembly .....	23
2-Spool Control Valve Assembly .....	24
2-Spool Control Valve Assembly No. 95-8581 .....	25
Hydraulic Manifold Assembly No. 121-3570 .....	26
Steering Arm Assembly .....	27
Steering Valve Assembly No. 121-7856 .....	28
Floorplate Assembly .....	29
Traction Pedal Assembly .....	30
Hood Assembly .....	31
Wheel Motor and Brake Assembly .....	32
Hydraulic Motor Assembly No. 110-8785 .....	33
Hydraulic Motor Assembly No. 110-8786 .....	34
Brake Assembly No. 104-7705 .....	35
Rear Fork and Wheel Assembly .....	36
Hydraulic Cylinder Assembly No. 94-8141 .....	37
Hydraulic Motor Assembly No. 95-8694 .....	38
Neutral Arm Assembly .....	39
Gear Pump and Piston Pump Assembly .....	40
Hydraulic Pump Assembly No. 104-4890 .....	41
Hydraulic Gear Pump Assembly No. 108-9036 .....	43
Traction Hydraulic Assembly .....	44
Lift Hydraulic Assembly .....	45
Steering Hydraulic Assembly .....	46
Sidewinder Hydraulic Assembly .....	47
Mow Hydraulic Assembly .....	48
Roller and Carrier Frame Assembly .....	49
Roller Assembly No. 112-5265 .....	50
Height-of-Cut Bracket Assembly .....	51
Chamber, Blade and Spindle Assembly .....	52
Spindle Assembly No. 115-3435 .....	53
Crankcase Assembly .....	54
Oil Pan and Dipstick Assembly .....	55
Cylinder Head Assembly .....	56
Gear Case and Oil Filter Cartridge Assembly .....	57
Cylinder Head Cover Assembly .....	58
Main Bearing Case Assembly .....	59
Camshaft and Idle Gear Shaft Assembly .....	60
Piston and Crankshaft Assembly .....	61

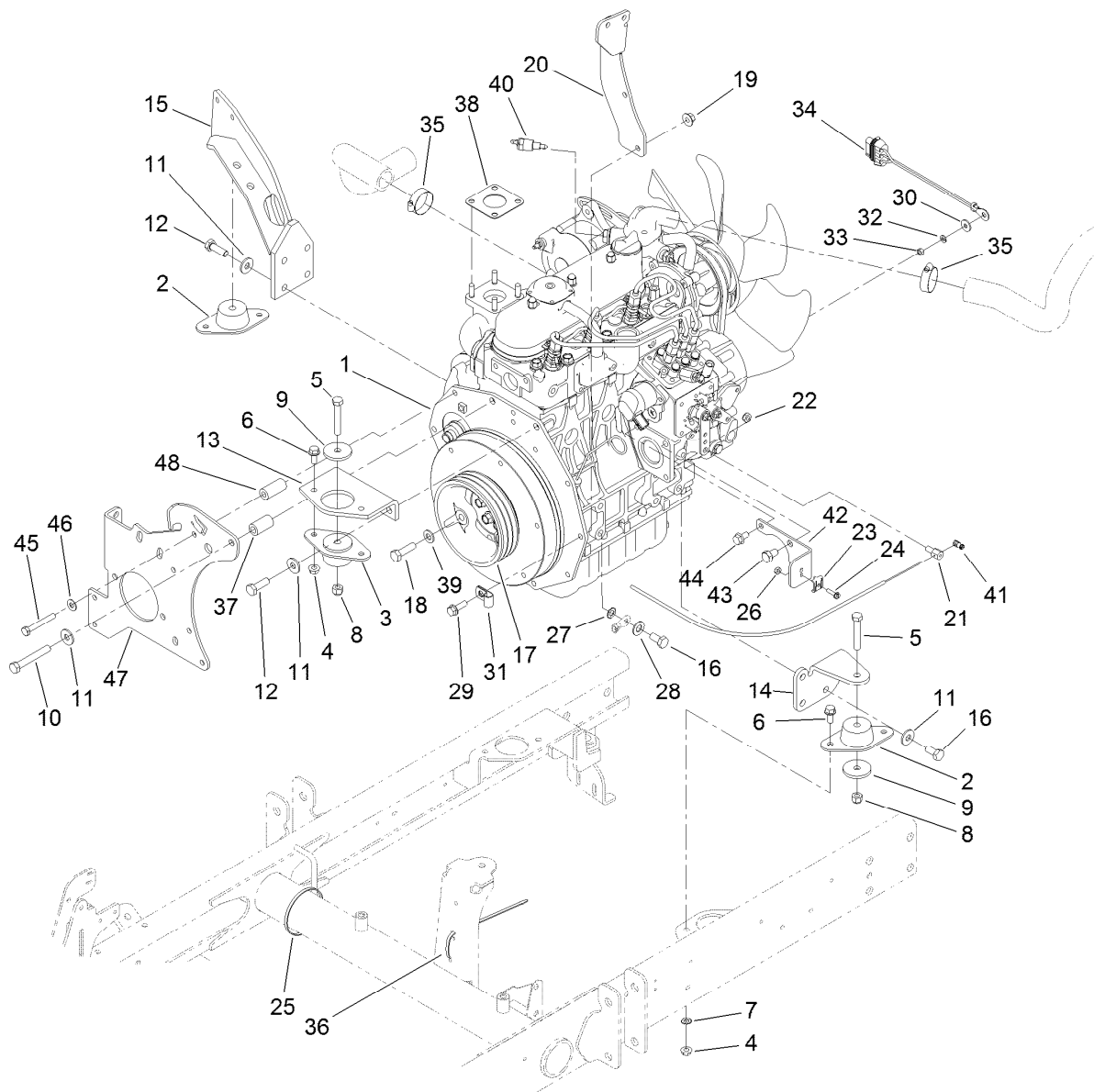
## Contents (continued)

Fuel Camshaft and Governor Shaft Assembly .....	62
Idle Apparatus and Stop Solenoid Assembly .....	63
Injection Pump Assembly .....	64
Governor Assembly .....	65
Speed Control Plate Assembly .....	66
Nozzle Holder and Glow Plug Assembly .....	67
Nozzle Holder Assembly .....	68
Alternator, Pulley and Fan Assembly .....	69
Alternator Components Assembly .....	70
Starter and Flywheel Assembly .....	71
Starter Component Assembly .....	72
Water Flange and Thermostat Assembly .....	73
Water Pump Assembly .....	74
Valve and Rocker Arm Assembly .....	75
Inlet and Exhaust Manifold Assembly .....	76
Miscellaneous Engine Parts .....	77
Attachments and Accessories .....	78



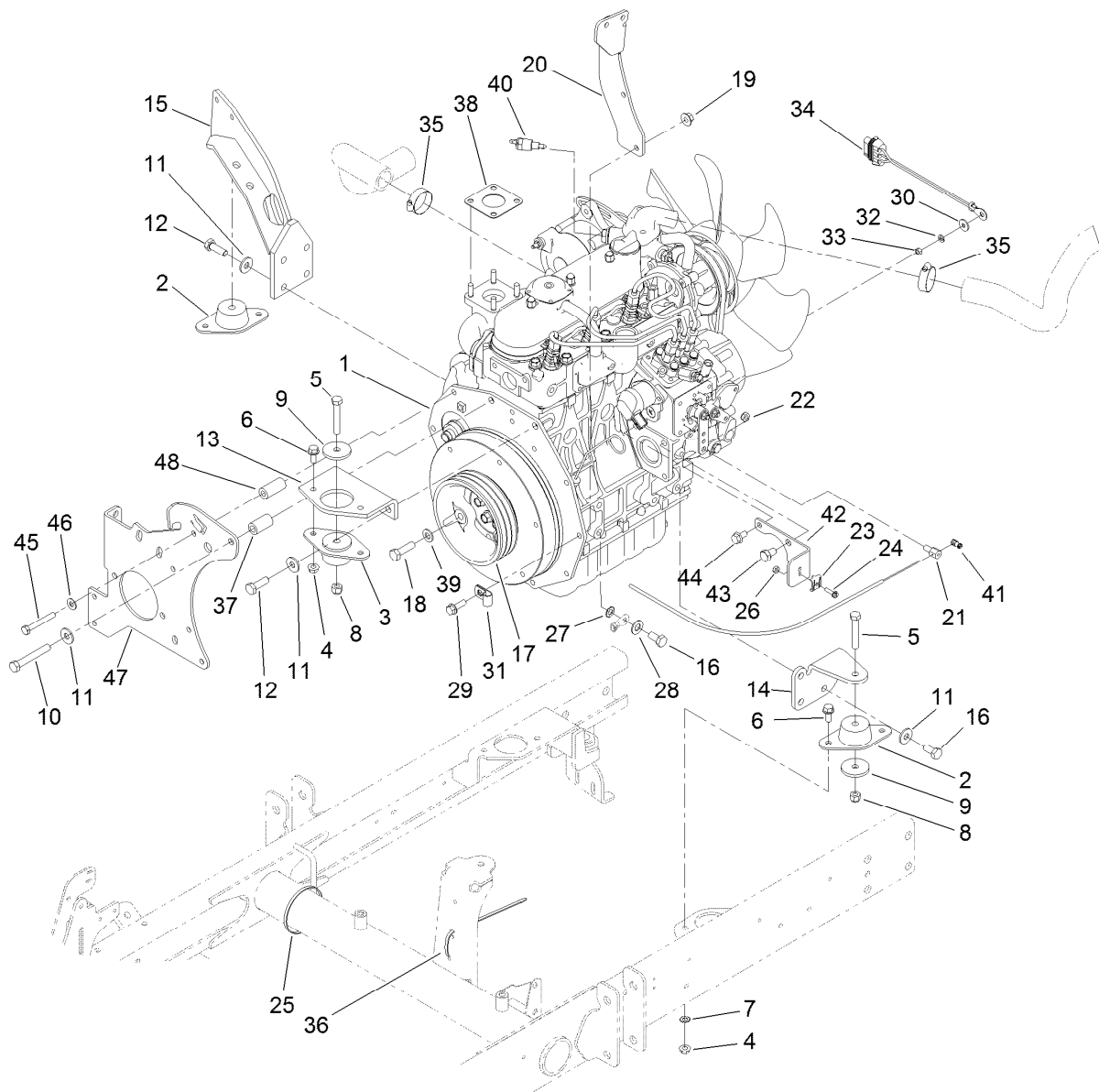
## Frame and Roll-Over Protection System Assembly

<i>Ref.</i>	<i>Part Number</i>	<i>Qty.</i>	<i>Description</i>	<i>Ref.</i>	<i>Part Number</i>	<i>Qty.</i>	<i>Description</i>
1	121-3635	1	Frame	13	127-8493	1	ROPS ASM
1:2	32148-8	2	Nut-Clinch	13:2	127-8596	1	Decal-ROPS
1:3	32148-6	4	Nut-Clinch	14	117-3176	4	Screw-HHF
1:4	117-2718	1	Decal-Arrester, Spark	16	115-3417-03	1	Bracket-Bulkhead, Scissor
1:5	117-3270	1	Decal-Danger	17	104-7050	1	Tube-Manual
2	95-8568-03	1	Frame-Lower	18	2412-133	2	Clamp-R
3	32144-15	2	Screw-HHFTF	19	32144-70	2	Screw-HWHTF
4	3234-38	8	Screw-HHF	20	3256-23	2	Washer-Plain
5	32128-49	12	Nut-HHF	21	2412-108	1	Clamp-Worm
6	99-3375-03	1	Step	23	104-4634-03	1	Toolbox
7	2412-72	2	Clip-Closed, Insulated	24	104-4633-03	1	Cover-Toolbox
8	95-8615	1	Tube-Breather	26	121-3623	1	Decal-Danger
9	32144-10	5	Screw-HWH	27	104-7048	1	Cap-Housing
10	3234-4	2	Screw-HHF	36	117-2378	1	Holder-Bag
11	104-0468-01	1	Cover-Frame	37	32144-1	2	Screw-Taptite
12	3234-5	2	Screw-HHF				



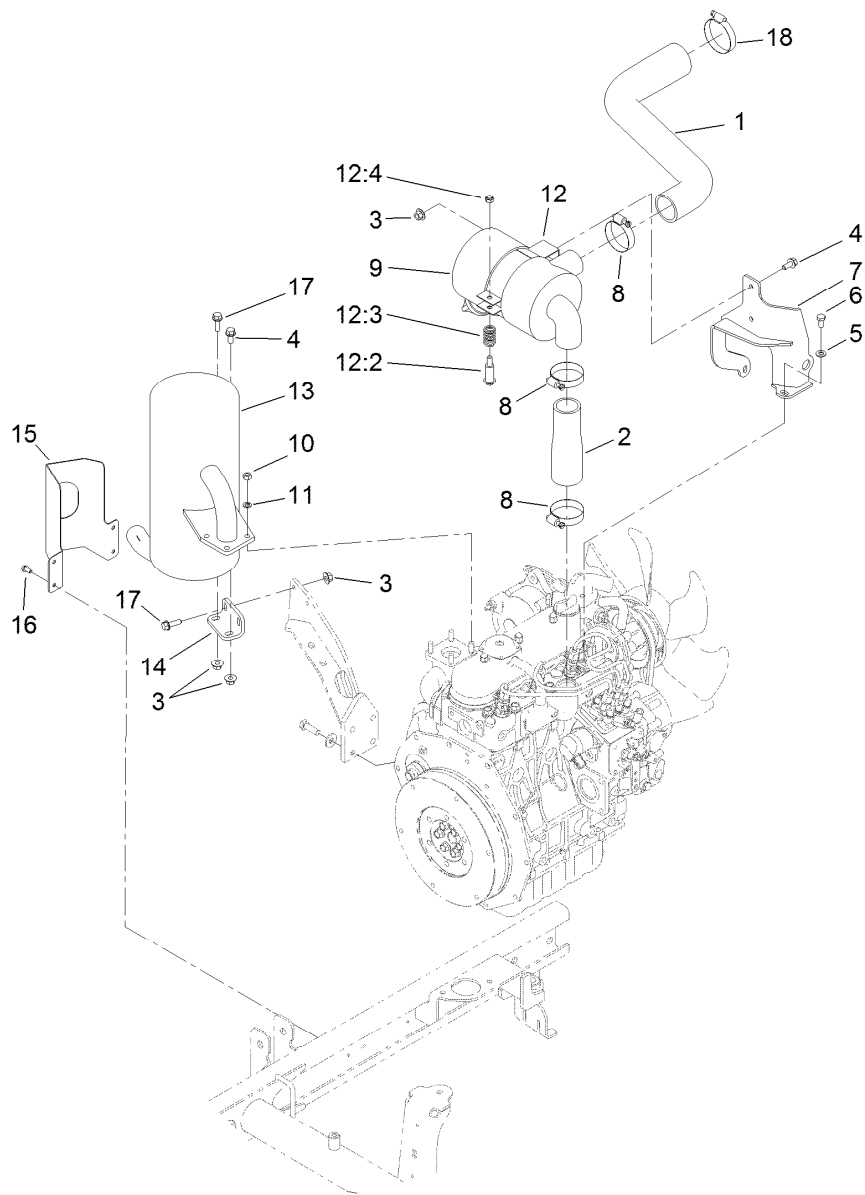
## Engine Installation Assembly

Ref.	Part Number	Qty.	Description	Ref.	Part Number	Qty.	Description
1	119-2025	1	Engine ASM	22	3296-20	1	Nut-Lock, NI
2	83-1030	2	Mount-Engine	23	81-1690	1	Clamp-Cable
3	93-5265	1	Mount-Engine	24	32105-13	1	Screw-HWH
4	32128-20	6	Nut-HF	25	3290-379	2	Tie-Cable
5	323-11	3	Screw-HH	26	3296-2	1	Nut-Lock, NI
6	3234-5	6	Screw-HHF	27	3255-9	1	Washer-Lock
7	3255-8	1	Washer-Lock	28	3256-25	1	Washer-Flat
8	3296-39	3	Nut-Lock, NI	29	3234-17	2	Screw-HHF
9	80-8560	3	Washer-Hardened	30	3256-78	1	Washer-Flat
10	42-9370	1	Screw-HH	31	2412-10	1	Clamp-R
11	80-6990	9	Washer-Hardened	32	43-5930	1	Washer-Lock, Spring
12	95-8812	5	Screw-HH	33	48-7890	1	Nut-Hex
13	99-3618-03	1	Mount-Engine, Front	34	99-3441	1	Harness-Wire, Fusible Link
14	95-8937-03	1	Mount-Engine, LH	35	2412-34	2	Clamp-Hose
15	100-4838-03	1	Mount-Engine	36	3290-378	14	Tie-Cable
16	63-7790	4	Screw-Cap	37	95-8736	1	Spacer
17	99-3626-03	1	Pulley	38	98-9611	1	Gasket
18	56-2140	3	Screw-HH	39	3256-24	3	Washer-Flat
19	32128-44	2	Nut	40	106-7772	1	Thermoswitch
20	115-3487-03	1	Bracket-Mount, Fuel Filter	41	112-9919	1	Stop-Cable, Throttle
21	98-9311	1	Swivel-Throttle	42	110-9009-03	1	Bracket-Cable, Throttle



## Engine Installation Assembly (continued)

<i>Ref.</i>	<i>Part Number</i>	<i>Qty.</i>	<i>Description</i>	<i>Ref.</i>	<i>Part Number</i>	<i>Qty.</i>	<i>Description</i>
43	70-8470	1	Screw-HH	46	87-8640	3	Washer-Flat
44	33104-016	1	Screw-HHF	47	120-3375-03	1	Plate-Mount, Pump
45	33114-060	3	Screw-HH	48	95-8941	4	Spacer-Mount, Pump



## Air Cleaner and Exhaust Assembly

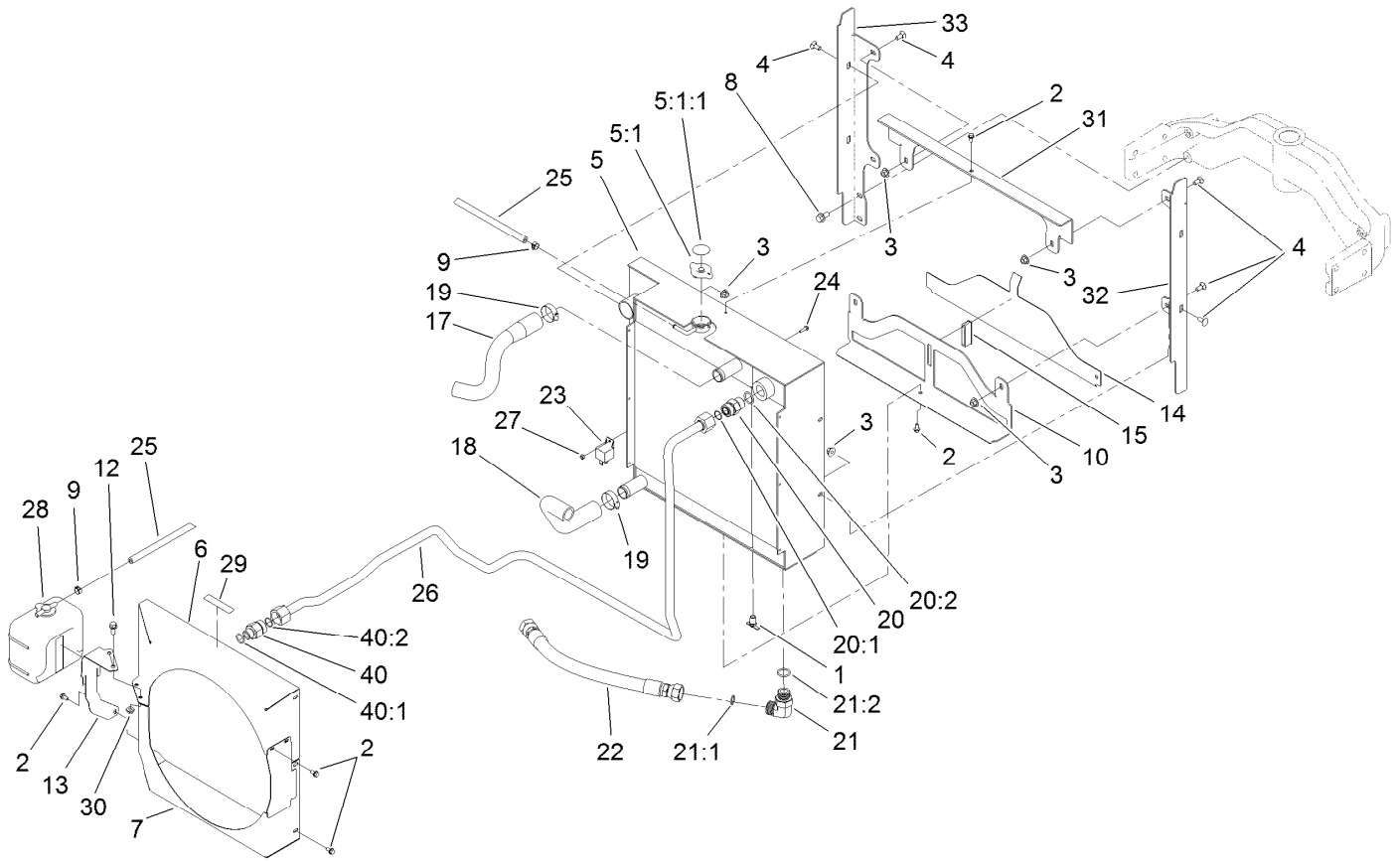
<i>Ref.</i>	<i>Part Number</i>	<i>Qty.</i>	<i>Description</i>	<i>Ref.</i>	<i>Part Number</i>	<i>Qty.</i>	<i>Description</i>
1	120-3354	1	Hose-Air Inlet, Upper	12	93-2191	1	Air Cleaner Mounting Band ASM
2	95-8947	1	Hose-Air Inlet, Lower	12:2	94-3653	1	Bolt
3	32128-44	6	Nut	12:3	94-3654	1	Spring
4	3234-5	3	Screw-HHF	12:4	48-9510	1	Nut
5	3256-23	2	Washer-Plain	13	104-4834	1	Muffler
6	33114-016	2	Screw-HH	14	95-8943-03	1	Bracket-Muffler
7	99-3355-03	1	Bracket-Filter, Air	15	99-3425-03	1	Guard-Exhaust
8	2412-92	3	Clamp-Hose	16	32144-4	4	Screw-HWH
9	93-2190	1	Air Cleaner ASM	17	3234-17	3	Screw-HHF
10	33014-00	4	Nut-Hex	18	2412-130	1	Clamp-Hose
11	3253-4	4	Washer-Lock				





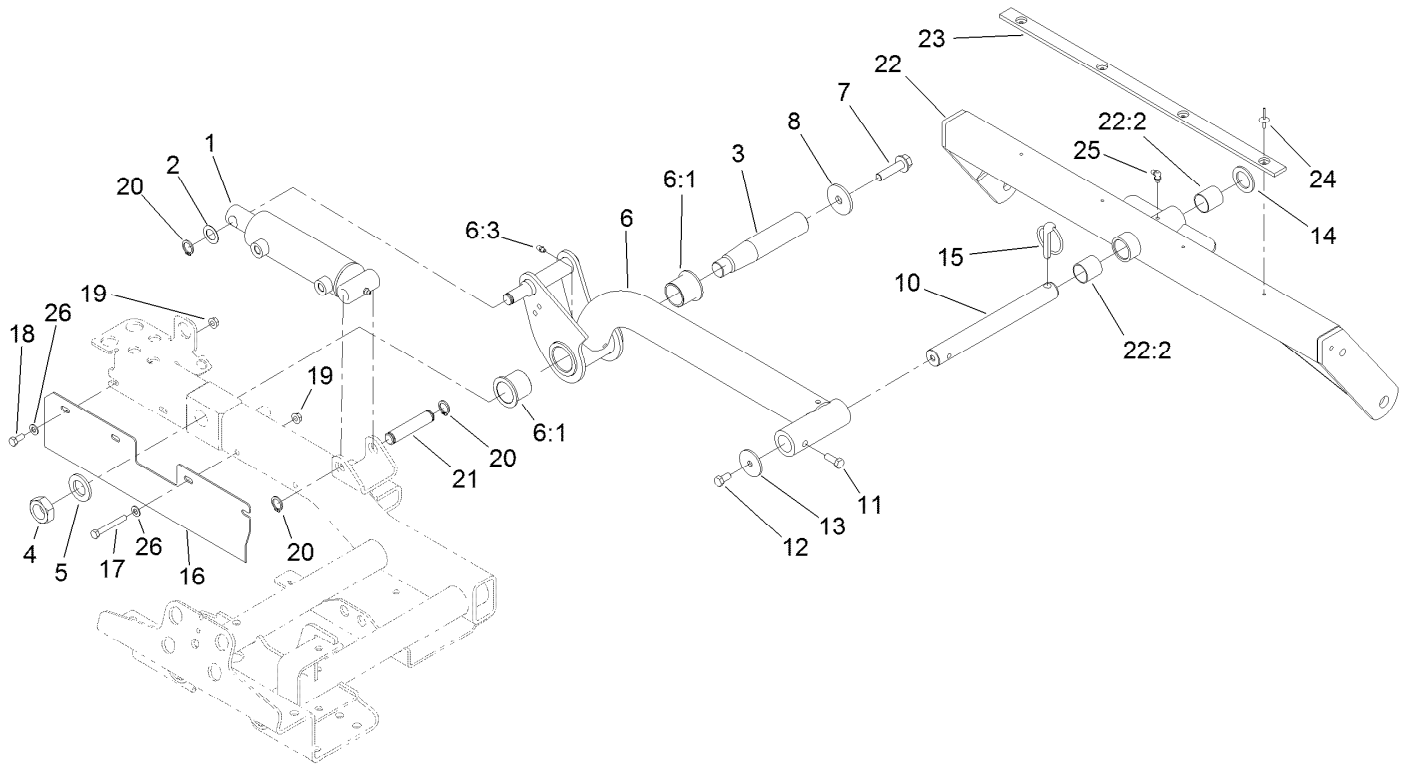
## Air Cleaner Assembly No. 93-2190

<i>Ref.</i>	<i>Part Number</i>	<i>Qty.</i>	<i>Description</i>
2	108-3811	1	Filter-Air
3	94-3652	1	Cover ASM
3:1	1-643283	2	Latch-Cleaner, Air
4	87-9400	1	Valve-Vacuator
5	285-17	1	Plug-Pipe



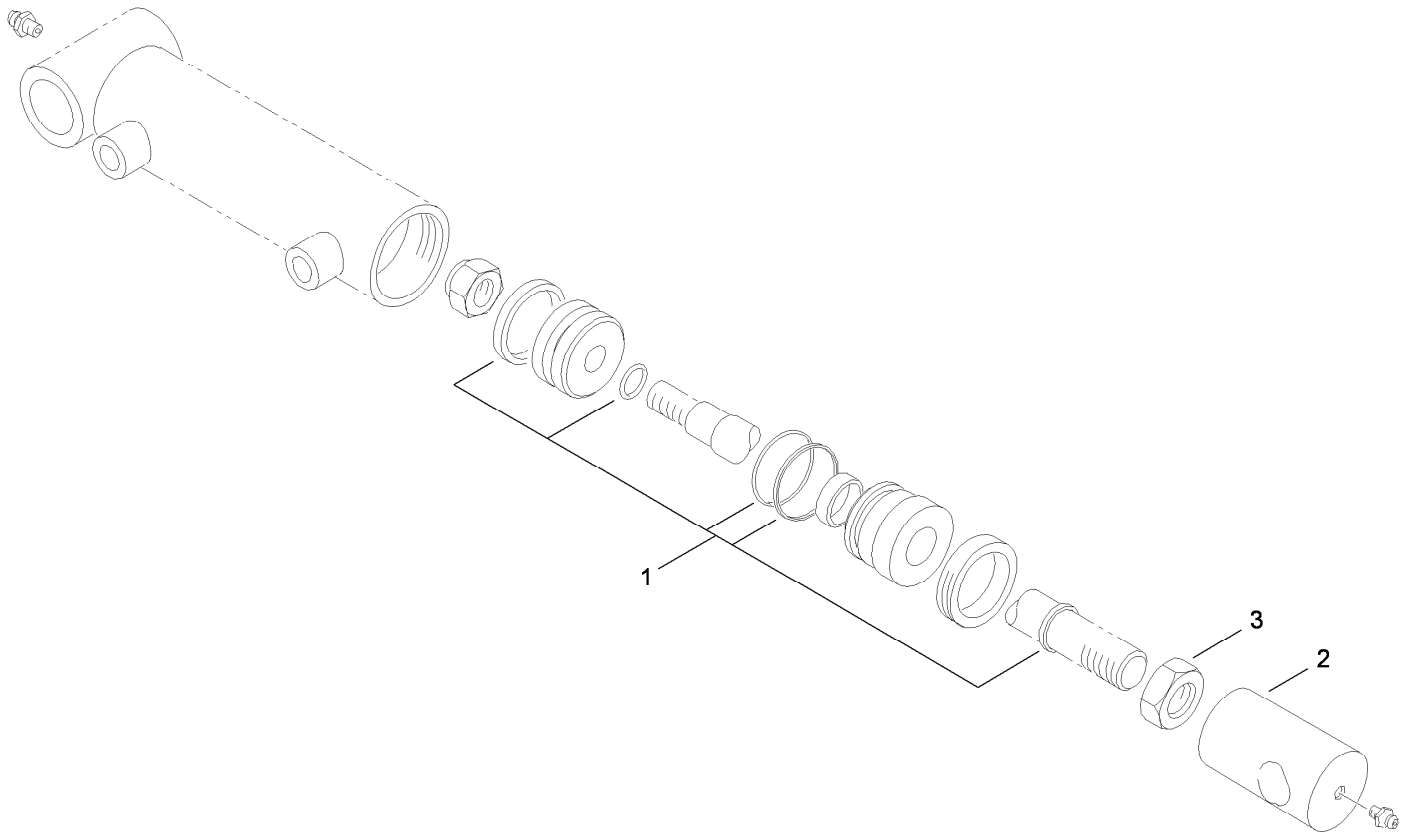
## Radiator and Oil Cooler Assembly

Ref.	Part Number	Qty.	Description	Ref.	Part Number	Qty.	Description
1	304-46	1	Draincock	20:1	237-58	1	O-Ring
2	32104-116	10	Screw-HWHTF	20:2	237-81	1	O-Ring
3	32128-44	8	Nut	21	340-142	1	Fitting-Elbow, 90 DEG
4	3230-1	8	Bolt-CARR	21:1	237-58	1	O-Ring
5	119-2028	1	Radiator And Oil Cooler ASM	21:2	237-81	1	O-Ring
5:1	115-7766	1	Cap-Radiator	22	92-7536	1	Hose-HYD
5:1:1	106-6755	1	Decal-Cap, Radiator	23	99-7435	1	Relay
6	121-3556-03	1	Shroud-Fan, Upper	24	32105-13	1	Screw-HWH
7	121-3552-03	1	Shroud-Fan, Lower	25	109-0274	1	Hose-Fuel
8	3234-1	4	Screw-HHF	26	121-3609	1	Tube-HYD
9	92-2379	2	Clamp-Hose	27	3296-2	1	Nut-Lock, NI
10	120-3530-03	1	Bracket-Radiator, Bottom	28	104-9318	1	Bottle-Overflow
12	3234-5	2	Screw-HHF	29	93-6681	1	Decal-Warning, Fan
13	121-3557-03	1	Bracket-Reservoir	30	32128-20	2	Nut-HF
14	95-8702-03	1	Shield-Radiator, Lower	31	120-3529-03	1	Bracket-Radiator, Top
15	99-3497	1	Magnet	32	120-3531-03	1	Bracket-Radiator, LH
17	121-3558	1	Hose-Radiator, Upper	33	120-3532-03	1	Bracket-Radiator, RH
18	120-3399	1	Hose-Radiator, Lower	40	340-66	1	Fitting-Straight
19	2412-34	2	Clamp-Hose	40:1	237-80	1	O-Ring
20	340-9	1	Fitting-STR	40:2	237-58	1	O-Ring



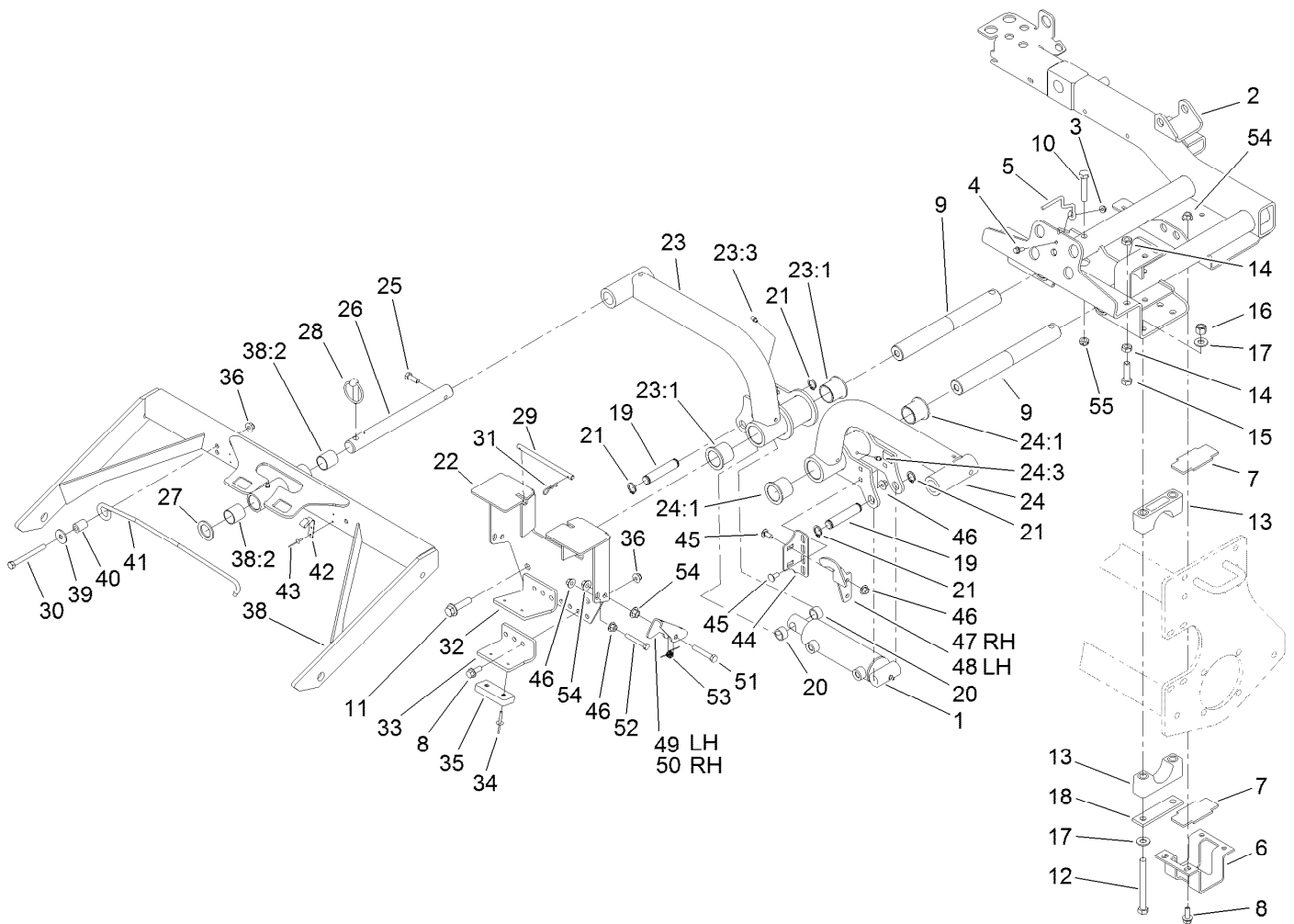
## Rear Lift Arm and Carrier Frame Assembly

<i>Ref.</i>	<i>Part Number</i>	<i>Qty.</i>	<i>Description</i>	<i>Ref.</i>	<i>Part Number</i>	<i>Qty.</i>	<i>Description</i>
1	112-9916	1	HYD Cylinder ASM	14	3-6781	1	Washer-Thrust
2	3-6498	1	Washer-Thrust	15	283-71	1	Pin-Lynch
3	95-8990	1	Shaft-Pivot, Rear	16	121-3616-03	1	Guard
4	3220-9	1	Nut-Jam	17	322-12	2	Screw-HH
5	86-1480	1	Washer	18	322-3	2	Screw-HH
6	115-3473	1	Rear Liftarm ASM	19	32128-20	4	Nut-HF
6:1	69-6470	2	Bushing-Caster	20	32120-93	3	Ring-Retaining
6:3	302-5	1	Fitting-Grease	21	95-8575	1	Pin-Clevis
7	3234-27	1	Screw-HHF	22	104-4229	1	Rear Carrier Frame ASM
8	75-7730	1	Washer-Thrust	22:2	108-4000	2	Bushing
10	100-4944	1	Shaft-Pivot, Cutting Unit	23	95-8936	1	Strip-Wear
11	323-6	1	Screw-HH	24	3269-18	4	Rivet-Blind
12	323-4	1	Screw-HH	25	302-60	1	Fitting-Grease
13	63-7400	1	Washer-Rebound	26	3256-23	4	Washer-Plain



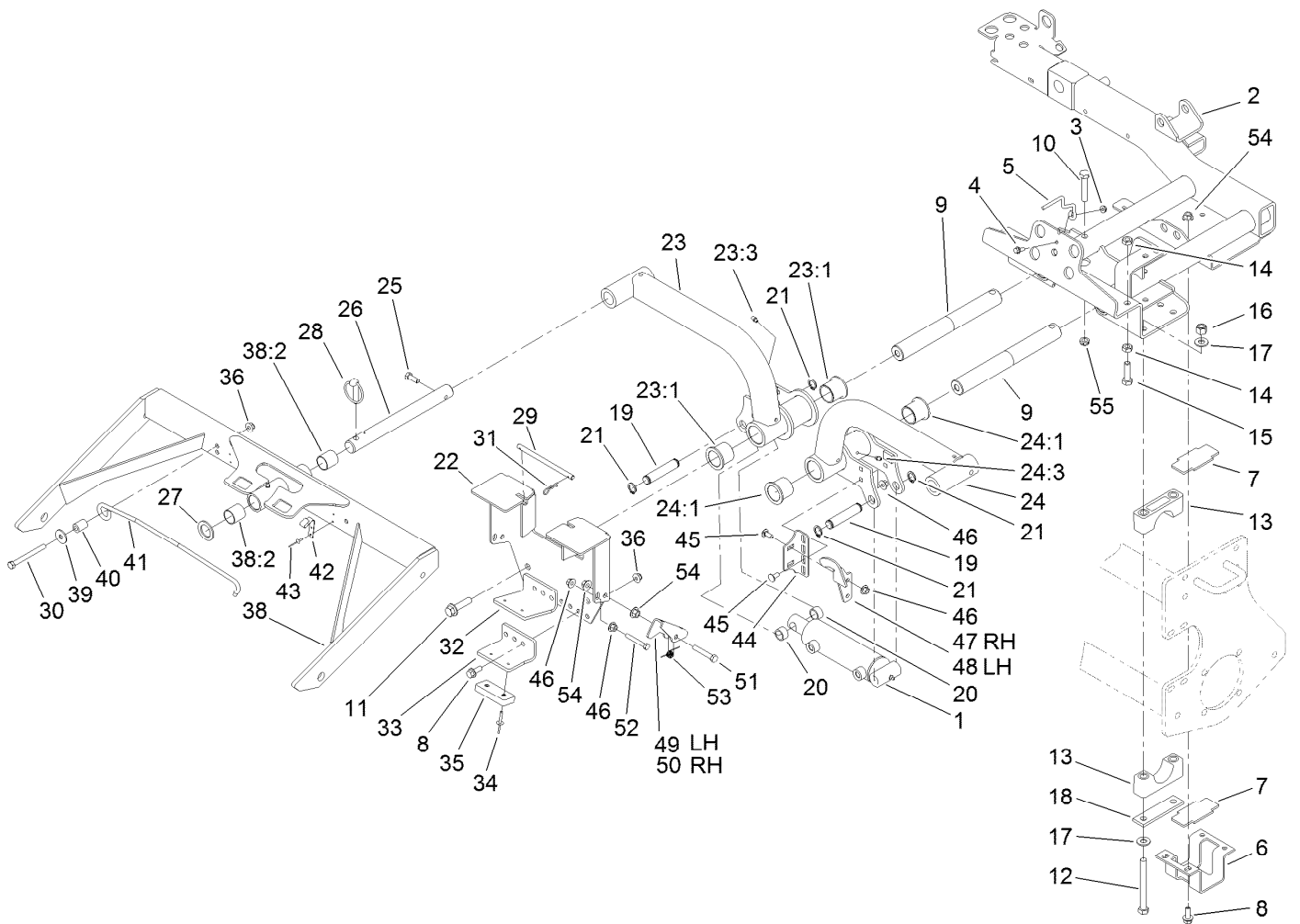
## Hydraulic Cylinder Assembly No. 112-9916

<i>Ref.</i>	<i>Part Number</i>	<i>Qty.</i>	<i>Description</i>
1	115-3410	1	Seal Kit
2	108-9035	1	Clevis
3	3220-7	1	Nut-Jam



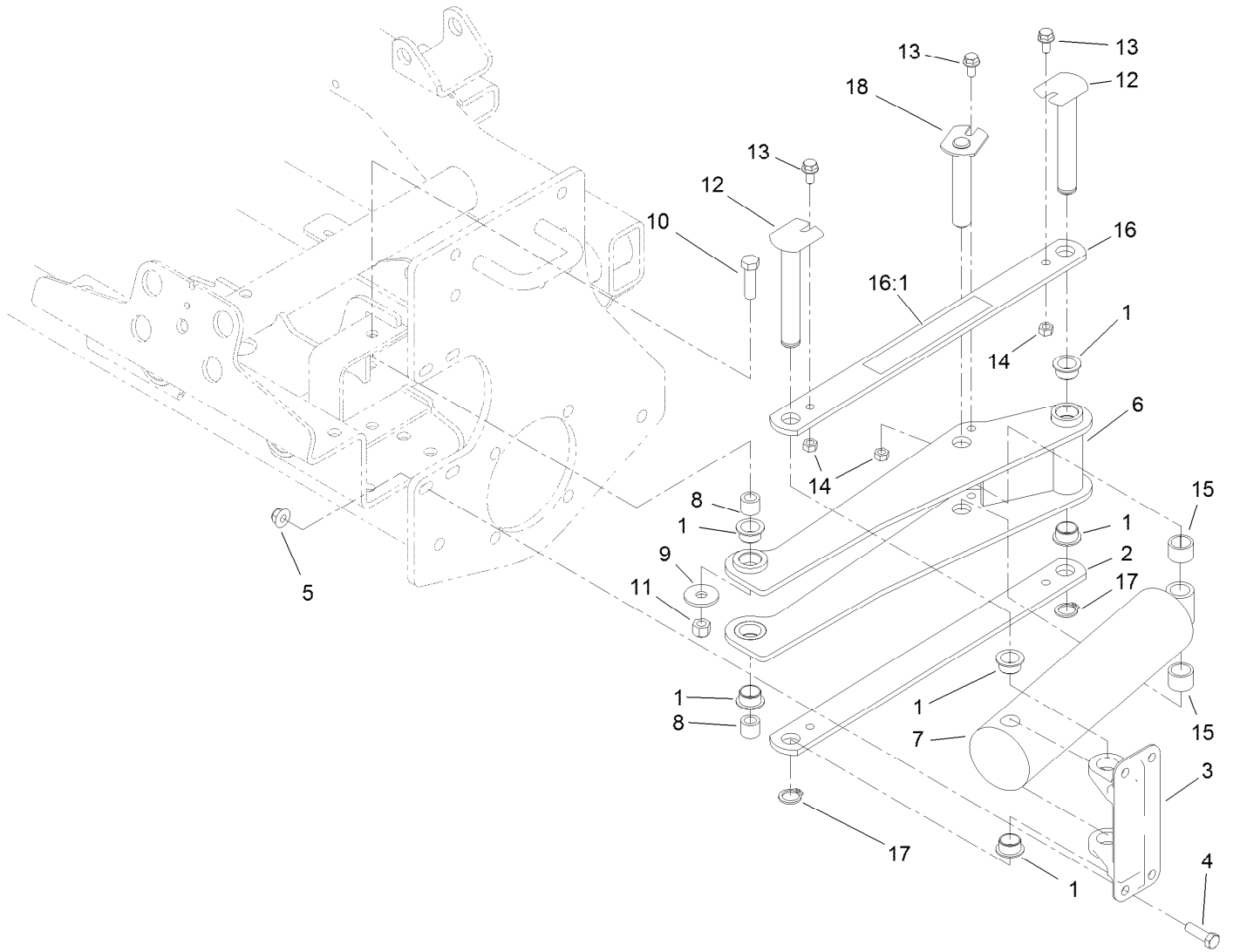
## Sidewinder Carrier Assembly

Ref.	Part Number	Qty.	Description	Ref.	Part Number	Qty.	Description
1	112-9916	1	HYD Cylinder ASM	22	104-4820-03	1	Bracket-Stop, Carrier
2	100-4939-03	1	Carrier-Sidewinder	23	115-3462	1	RH Liftarm ASM
3	32128-33	1	Nut-HF	23:1	69-6470	2	Bushing-Caster
4	3234-4	1	Screw-HHF	23:3	302-5	1	Fitting-Grease
5	99-3433	1	Wire-Center	24	115-3461	1	LH Liftarm ASM
6	104-0416-03	1	Bracket-Slide	24:1	69-6470	2	Bushing-Caster
7	104-0417	2	Slide-Plastic	24:3	302-5	1	Fitting-Grease
8	3234-11	8	Screw-HHF	25	323-6	2	Screw-HH
9	95-8531	2	Shaft-Pivot, Liftarm	26	105-7560	2	Shaft-Cu Pivot
10	325-10	2	Screw-HH	27	3-6781	2	Washer-Thrust
11	3234-27	2	Screw-HHF	28	283-71	2	Pin-Lynch
12	325-19	8	Screw-HH	29	104-0472	1	Rod
13	104-4865	8	Cap-Bearing	30	323-42	2	Screw-HH
14	3218-5	4	Nut-Jam	31	3290-467	2	Pin-Hair
15	325-7	2	Screw-HH	32	110-8793-03	1	Stop-Deck, RH
16	3296-23	8	Nut-Lock, NI	33	110-8794-03	1	Stop-Deck, LH
17	87-7270	16	Washer-Thrust	34	3269-11	4	Rivet-Pop
18	99-3373	4	Bar-Support, Slide	35	86-5350	2	Bumper-Rubber
19	95-8575	2	Pin-Clevis	36	104-8301	6	Nut-HF, NI
20	75-9590	2	Spacer-Cylinder	38	110-8787	2	Front Carrier Frame ASM
21	32120-93	4	Ring-Retaining	38:2	108-4000	2	Bushing



## Sidewinder Carrier Assembly (continued)

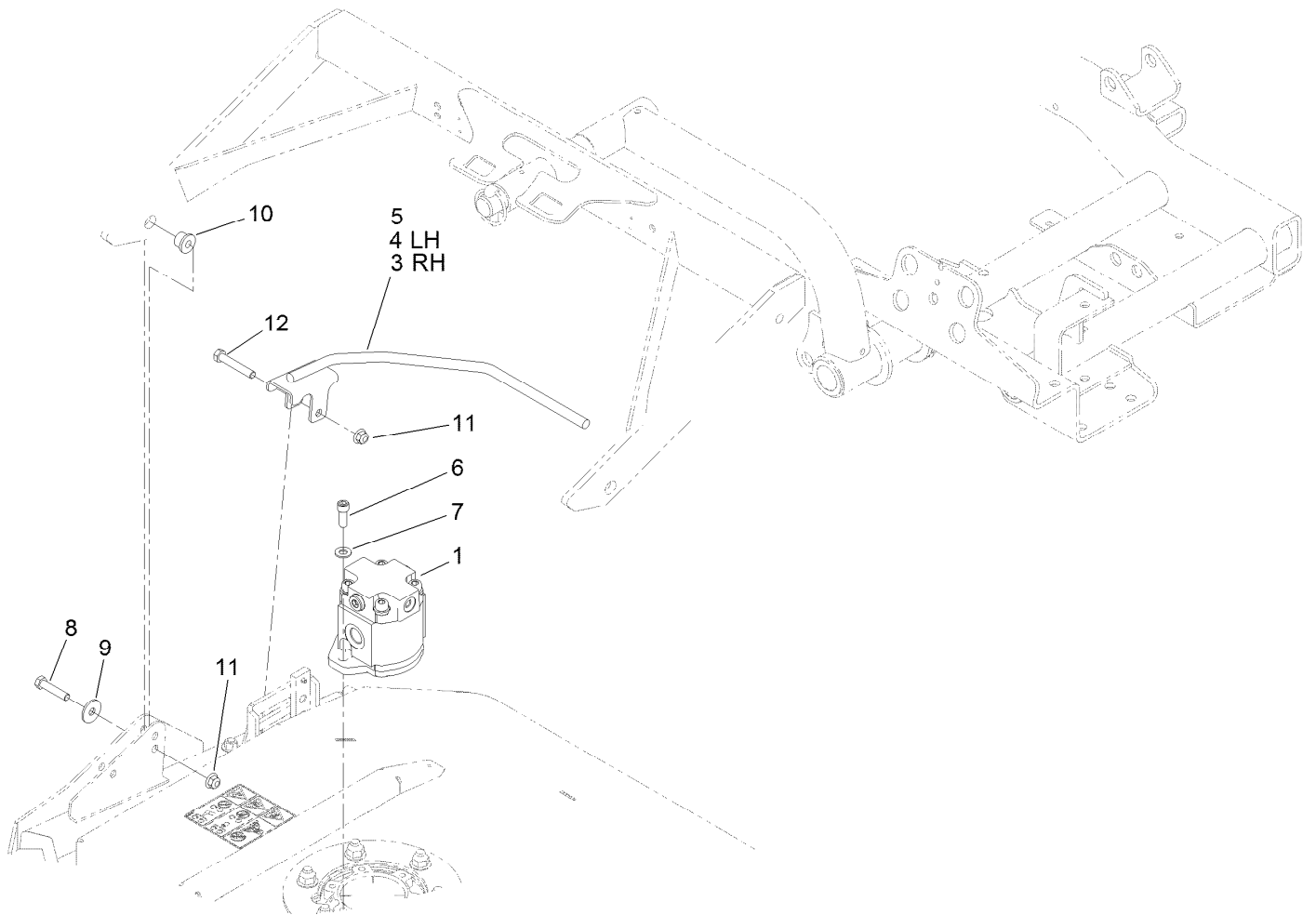
<i>Ref.</i>	<i>Part Number</i>	<i>Qty.</i>	<i>Description</i>	<i>Ref.</i>	<i>Part Number</i>	<i>Qty.</i>	<i>Description</i>
39	93-8806	2	Washer-Hardened	48	104-4827-03	1	Actuator-LH
40	104-4613	2	Tube-Latch	49	104-4819-03	1	Bracket-Pivot, LH
41	104-4612	2	Rod-Latch	50	104-4825-03	1	Bracket-Pivot, RH
42	104-4237	2	Clip-Rod	51	323-11	2	Screw-HH
43	3290-271	4	Rivet-Pop	52	322-11	2	Screw-HH
44	104-4828-03	2	Bracket-Actuator	53	104-4821	2	Spring-Torsion
45	3230-23	8	Bolt-CARR	54	32128-43	8	Nut-Flange
46	32128-44	12	Nut	55	3296-45	2	Nut-Hex
47	104-4826-03	1	Actuator-RH				



## Scissor Frame and Link Assembly

Ref.	Part Number	Qty.	Description
1	95-8526	6	Bushing-Plastic
2	95-8527-03	1	Link-Scissor
3	95-8883	1	Mount-Scissor
4	323-7	4	Screw-HH
5	104-8301	4	Nut-HF, NI
6	95-8521-03	1	Frame-Scissor
7	95-8512	1	Cylinder-HYD
8	95-8603	2	Spacer
9	87-5330	2	Washer
10	324-6	2	Screw-HH

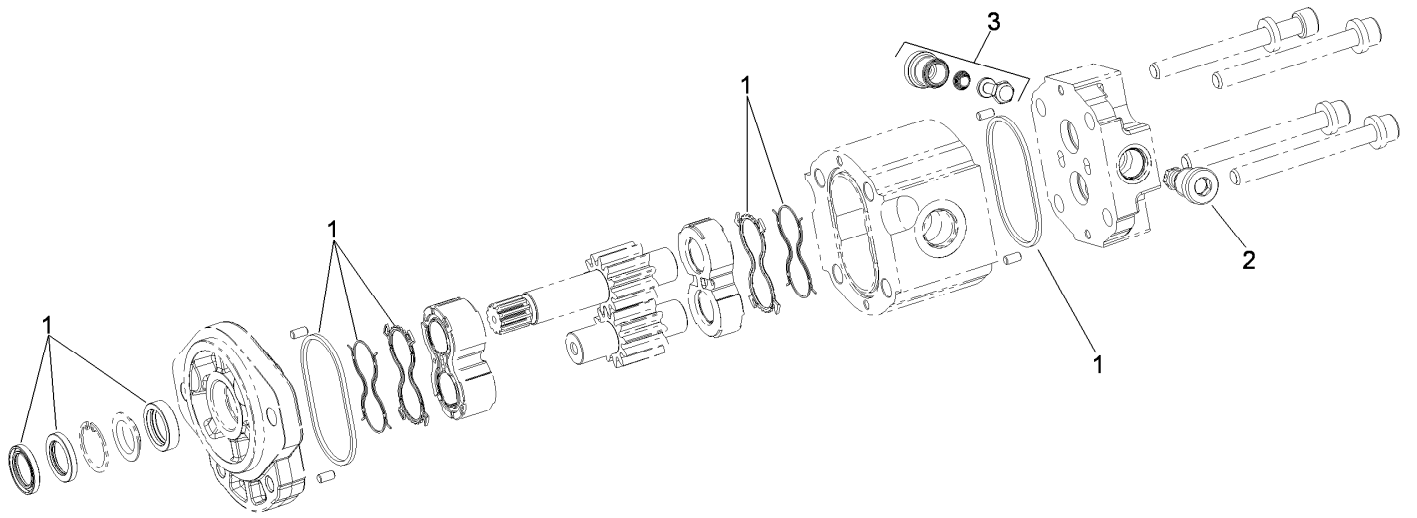
Ref.	Part Number	Qty.	Description
11	3296-48	2	Nut-Hex
12	125-1914	2	Pin-Pivot
13	3234-14	3	Screw-HHF
14	32152-1	3	Nut-Lock, Cone
15	46-6350	2	Spacer
16	99-3505	1	Scissors Link ASM
16:1	94-3353	1	Decal-Point, Pinch
17	32120-93	2	Ring-Retaining
18	120-3199	1	Pin-Pivot



## Hydraulic Motor and Foot Guard Assembly

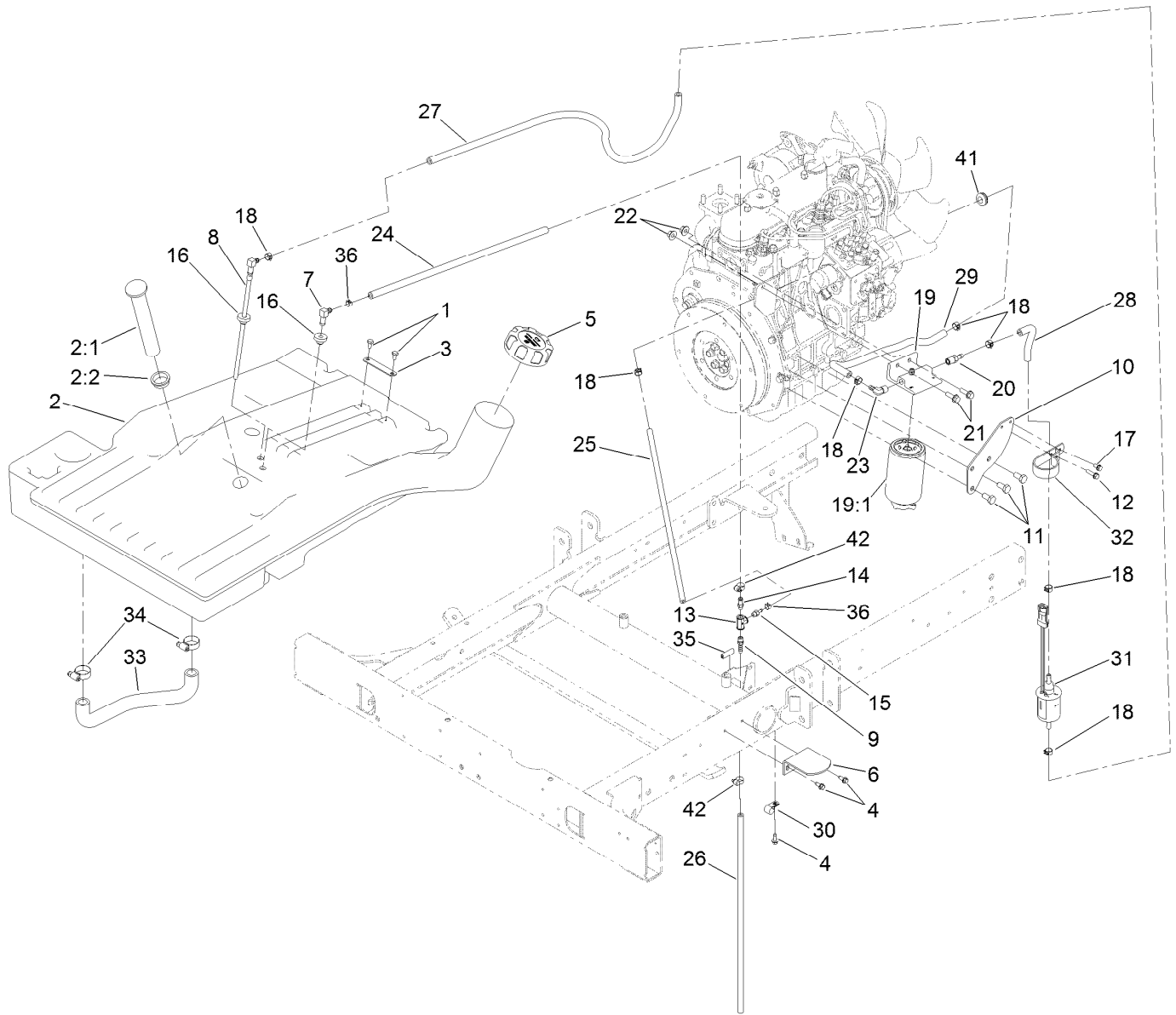
Ref.	Part Number	Qty.	Description
1	117-5141	3	HYD Motor ASM
3	112-9901-03	1	Guard-Foot, RH
4	112-9902-03	1	Guard-Foot, LH
5	112-9900-03	1	Guard-Foot
6	3274-7	6	Screw-HSH
7	3256-24	6	Washer-Flat
8	323-52	6	Screw-HH
9	93-8806	6	Washer-Hardened
10	95-8803	6	Bushing-Flange
11	104-8301	10	Nut-HF, NI
12	323-11	4	Screw-HH





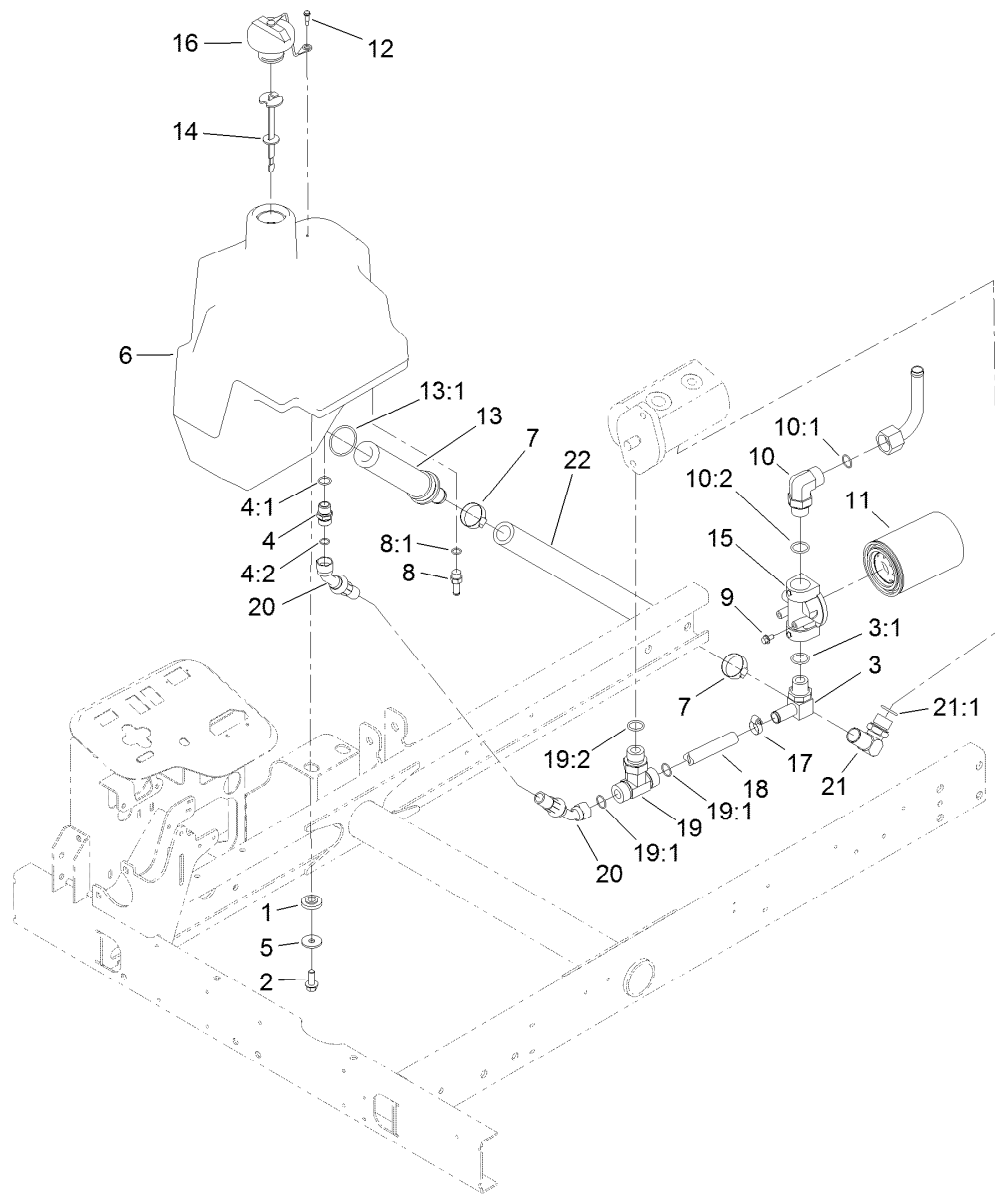
## Gear Motor Assembly No. 117-5141

<i>Ref.</i>	<i>Part Number</i>	<i>Qty.</i>	<i>Description</i>
1	117-0235	1	Seal Kit
2	107-7820	1	Valve-Relief
3	107-7821	1	Valve-Anticavitation



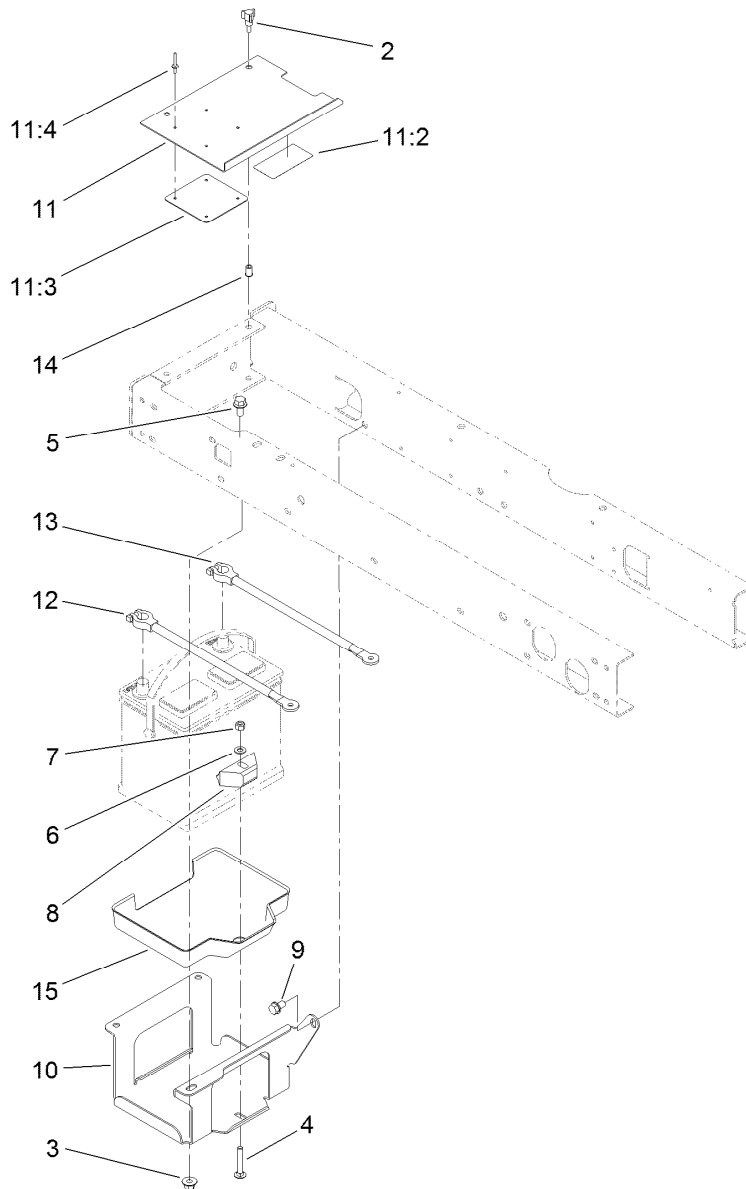
## Fuel Tank Assembly

Ref.	Part Number	Qty.	Description	Ref.	Part Number	Qty.	Description
1	321-2	2	Screw-HH	19:1	110-9049	1	Filter-Spin On, Fuel/Water
2	105-7865	1	Tank-Fuel	20	353-783	1	Fitting-STR
2:1	95-8971	1	Gauge-Fuel	21	3234-17	2	Screw-HHF
2:2	95-8972	1	Grommet	22	32128-44	2	Nut
3	95-8881	1	Strap-Line, Fuel	23	353-781	1	Fitting-HYD, 90
4	32144-10	3	Screw-HWH	24	110-6187	1	Hose-Fuel
5	114-5064	1	Cap-Diesel	25	110-8751	1	Hose-Fuel
6	95-8968-03	1	Support-Tank, Fuel	26	110-5701	1	Hose-Fuel
7	46-6550	1	Fitting-Elbow, 90 DEG	27	121-7914	1	Hose-Fuel
8	110-9689	1	Pipe-Stand	28	117-4026	1	Hose-Fuel
9	304-73	1	Fitting-Straight	29	121-7852	1	Hose-Fuel
10	120-2182-03	1	Plate-Mount, Fuel Pump	30	2412-73	1	Clamp-R
11	63-7790	3	Screw-Cap	31	110-8806	1	Pump-Fuel
12	32144-86	1	Screw-HWHTF	32	110-8817	1	Bracket-Pump, Fuel
13	354-20	1	Fitting-Tee	33	105-4094	1	Hose-Formed
14	354-21	1	Fitting-Barbed	34	2412-129	2	Clamp-Hose
15	354-22	1	Fitting-Barbed	35	110-8754	1	Trim
16	46-6560	2	Bushing	36	2412-80	2	Clamp-Hose
17	32144-4	1	Screw-HWH	41	1-543296	1	Grommet
18	92-2379	7	Clamp-Hose	42	2412-108	2	Clamp-Worm
19	110-9044	1	Separator-Filter				



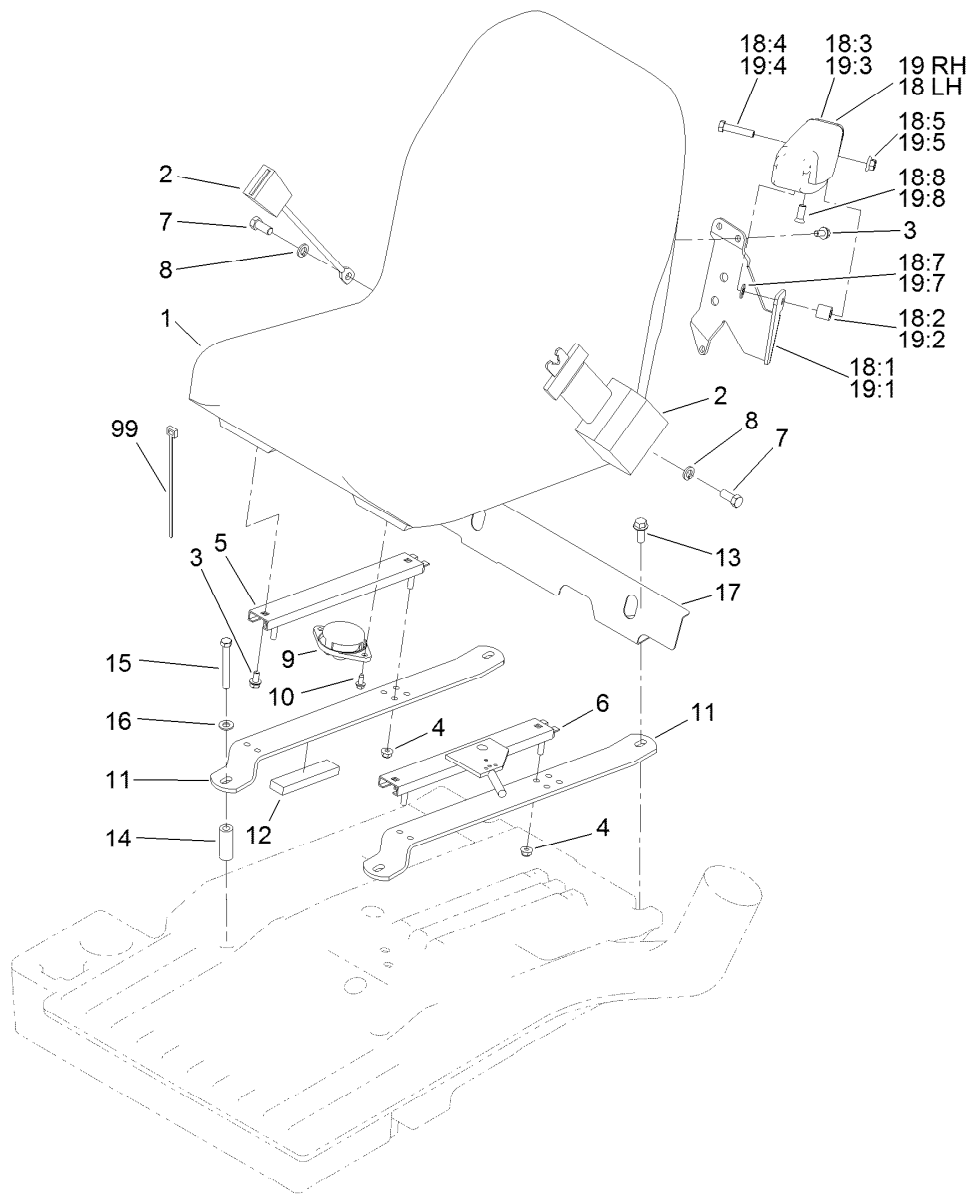
## Hydraulic Tank and Filter Assembly

Ref.	Part Number	Qty.	Description	Ref.	Part Number	Qty.	Description
1	240-11	4	Bushing-Flange	11	86-3010	1	Filter-Oil
2	3234-11	4	Screw-HHF	12	57-5420	1	Screw-Shoulder
3	353-987	1	Fitting-Elbow, 90	13	104-7546	1	Tank Strainer ASM
3:1	237-81	1	O-Ring	13:1	340-136	1	O-Ring
4	100-4890	1	Fitting-Check	14	119-6968	1	Dipstick-Oil
4:1	237-79	1	O-Ring	15	92-5821	1	Head-Filter
4:2	237-30	1	O-Ring	16	93-7160	1	Cap-Oil, HYD
5	63-8410	4	Washer	17	2412-36	2	Clamp-Hose
6	104-4840	1	Tank-HYD	18	104-0486	1	Hose-HYD
7	2412-34	2	Clamp-Hose	19	104-4836	1	Fitting-Tee
8	353-979	1	Fitting-STR	19:1	237-58	2	O-Ring
8:1	237-42	1	O-Ring	19:2	237-81	1	O-Ring
9	3234-13	2	Screw-HHF	20	104-0487	1	Hose-HYD
10	340-142	1	Fitting-Elbow, 90 DEG	21	95-3502	1	Fitting-Elbow 90
10:1	237-58	1	O-Ring	21:1	237-81	1	O-Ring
10:2	237-81	1	O-Ring	22	104-5486	1	Hose



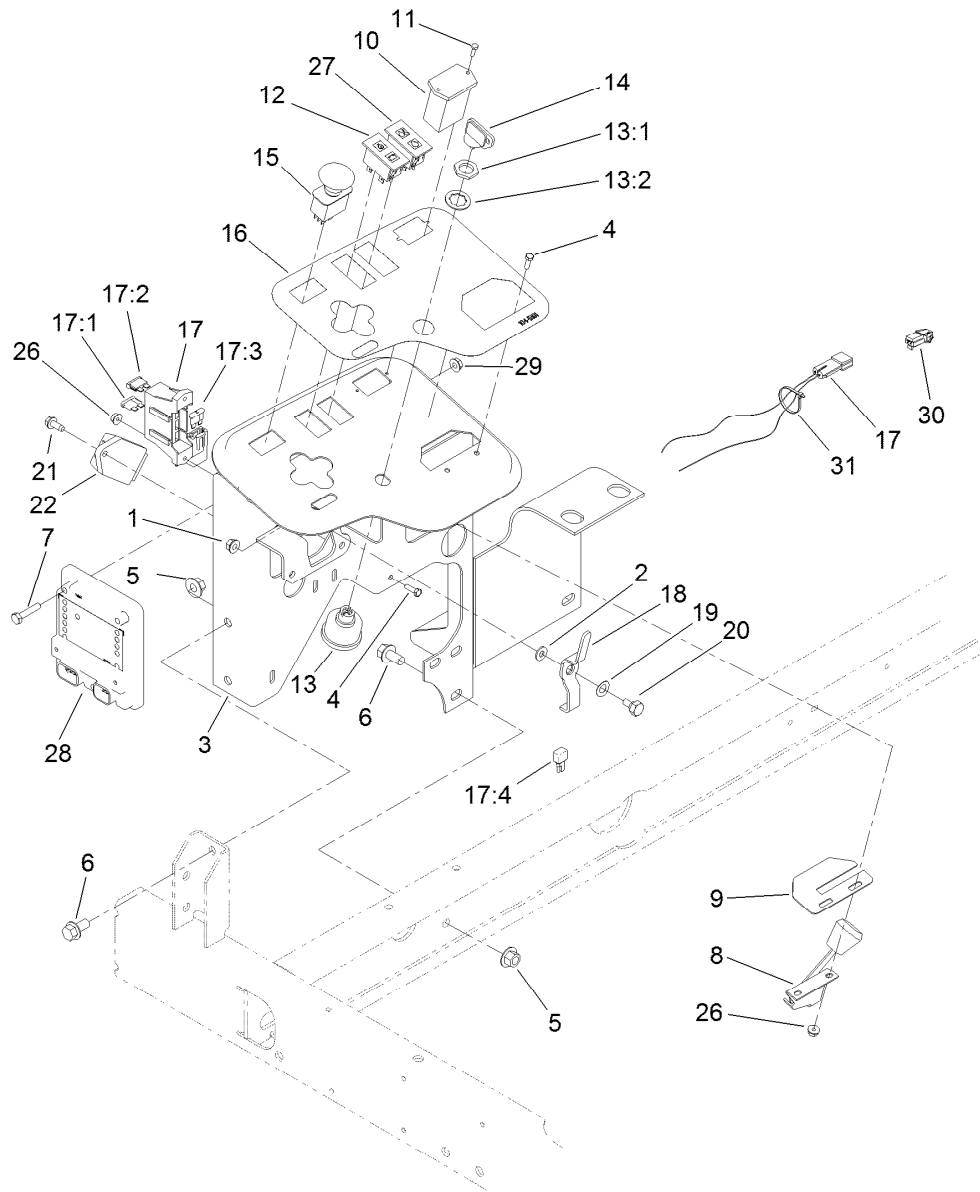
## Battery Assembly

<i>Ref.</i>	<i>Part Number</i>	<i>Qty.</i>	<i>Description</i>	<i>Ref.</i>	<i>Part Number</i>	<i>Qty.</i>	<i>Description</i>
2	233-70	2	Knob-Star, Three	11	99-3602	1	Battery Cover ASM
3	32128-43	3	Nut-Flange	11:2	93-7276	1	Decal-Danger
4	3230-6	1	Bolt-CARR	11:3	87-7620	1	Shield-Terminal, Battery
5	3234-1	3	Screw-HHF	11:4	3269-27	4	Rivet-Snap
6	3256-23	1	Washer-Plain	12	95-8853	1	Cable-Battery, Positive
7	3296-29	1	Nut-Lock, NI	13	95-8854	1	Cable-Battery, Negative
8	66-2490	1	Retainer-Battery	14	32148-6	2	Nut-Clinch
9	32144-15	1	Screw-HHFTF	15	99-3513	1	Tray-Battery
10	95-8796-03	1	Support-Battery				



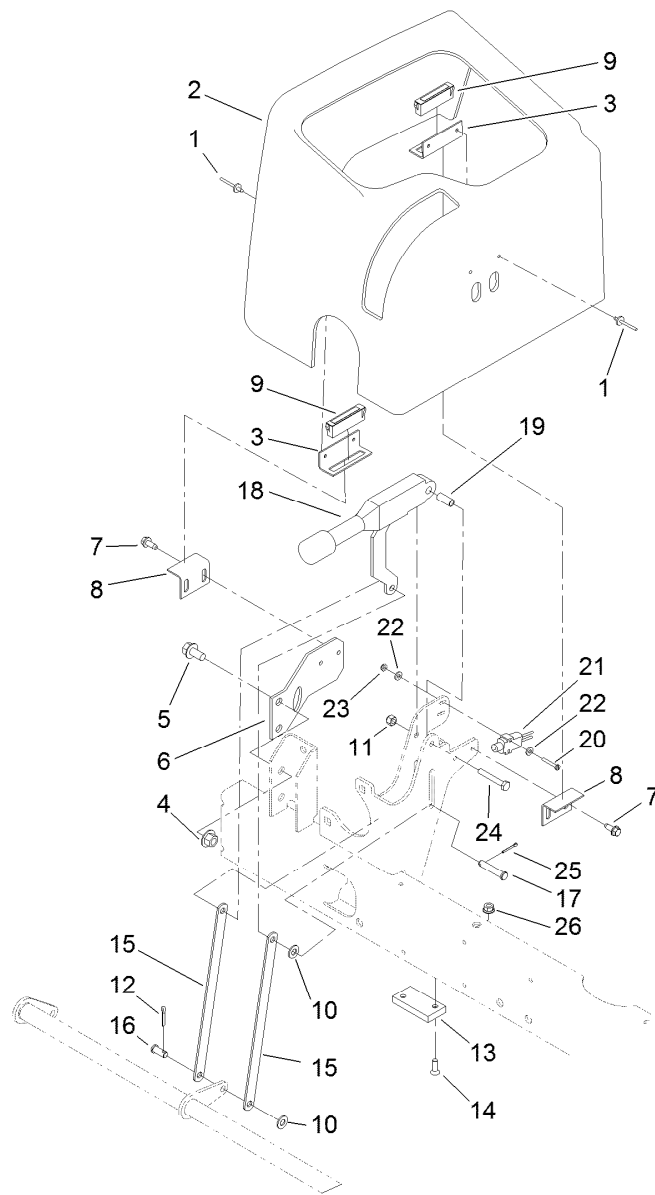
## Seat Assembly

<i>Ref.</i>	<i>Part Number</i>	<i>Qty.</i>	<i>Description</i>	<i>Ref.</i>	<i>Part Number</i>	<i>Qty.</i>	<i>Description</i>
1	104-4620	1	Seat	18	92-7307	1	LH Armrest ASM
2	100-4928	1	Belt-Seat	18:1	69-0760	1	Bracket-Arm, LH
3	3234-14	10	Screw-HHF	18:2	92-7301	1	Spacer
4	104-8300	4	Nut-HF, NI	18:3	69-1180	1	Armrest
5	92-8990	1	Adjuster-Seat, Non-Locking	18:4	323-9	1	Screw-HH
6	92-8991	1	Adjuster (W/Latch)	18:5	32128-19	1	Nut-HF Lock, Large Flg
7	3212-4	2	Screw-HH	18:7	3256-24	1	Washer-Flat
8	3253-6	2	Washer-Lock	18:8	92-7318	1	Screw
9	92-6282	1	Switch-Seat	19	92-7306	1	RH Armrest ASM
10	32144-10	2	Screw-HWH	19:1	69-0770	1	Bracket-Arm, RH
11	104-0467-03	2	Strap-Support, Seat	19:2	92-7301	1	Spacer
12	95-8896	2	Foam	19:3	69-1180	1	Armrest
13	3234-11	2	Screw-HHF	19:4	323-9	1	Screw-HH
14	104-0466	2	Spacer	19:5	32128-19	1	Nut-HF Lock, Large Flg
15	323-14	2	Screw-HH	19:7	3256-24	1	Washer-Flat
16	3256-24	2	Washer-Flat	19:8	92-7318	1	Screw
17	104-4833-03	1	Shield-Heat	99	3290-378	1	Tie-Cable



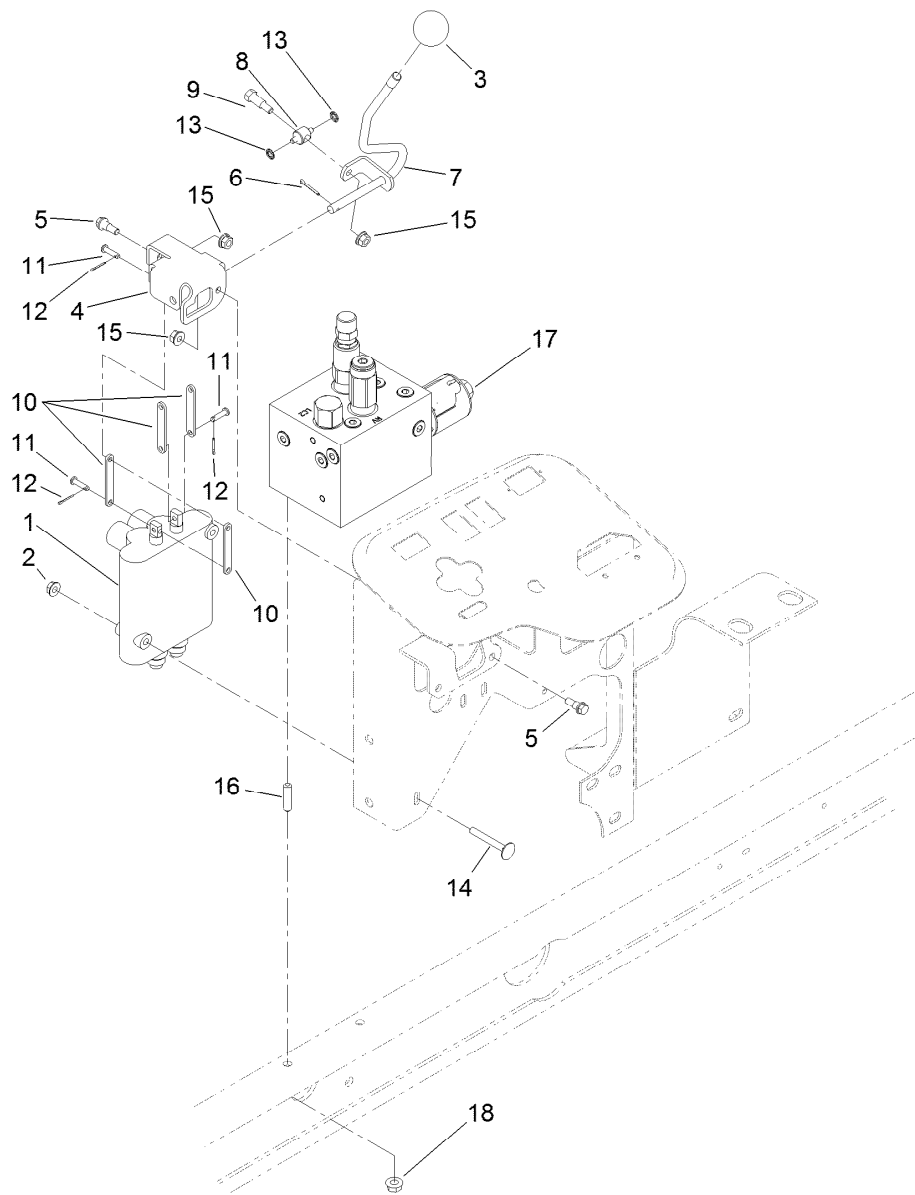
## Control Panel Assembly

Ref.	Part Number	Qty.	Description	Ref.	Part Number	Qty.	Description
1	32128-32	1	Nut-HHF	16	121-3620	1	Decal-Console
2	3256-22	1	Washer-Flat	17	122-0258	1	Harness-Wire
3	115-3496-03	1	Panel-Control	17:1	218-578	1	Fuse-Blade, 10 Amp
4	32105-13	2	Screw-HWH	17:2	109355	1	Fuse-Blade, 15 Amp
5	32128-43	5	Nut-Flange	17:3	94-6710	1	Fuse-2 Amp
6	3234-1	5	Screw-HHF	17:4	100-4918	1	Diode
7	321-8	3	Screw-HH	18	99-3401-03	1	Lever-Valve, Lock
8	110-8795	1	Cable-Throttle	19	3290-477	1	Washer-Curved
9	104-0421	1	Plate-Stop, Throttle	20	63-3410	1	Screw-Shoulder
10	75-6820	1	Hourmeter	21	32144-10	1	Screw-HWH
11	32144-18	2	Screw-HWH	22	98-7611	1	Controller-Glow
12	100-8070	1	Lamp-Warning	26	3290-148	4	Nut-HF
13	104-2541	1	Ignition Switch ASM	27	100-8071	1	Lamp-Warning
13:1	218-461	1	Nut-HH	28	106-9277	1	Module-Control, Standard
13:2	3254-5	1	Washer-Lock	29	32128-33	3	Nut-HF
14	63-8360	1	Key-Ignition	30	104-4875	1	Harness-Wire, Jumper
15	93-9999	1	Switch-PTO	31	3290-379	1	Tie-Cable



## Parking Brake and Dash Cover Assembly

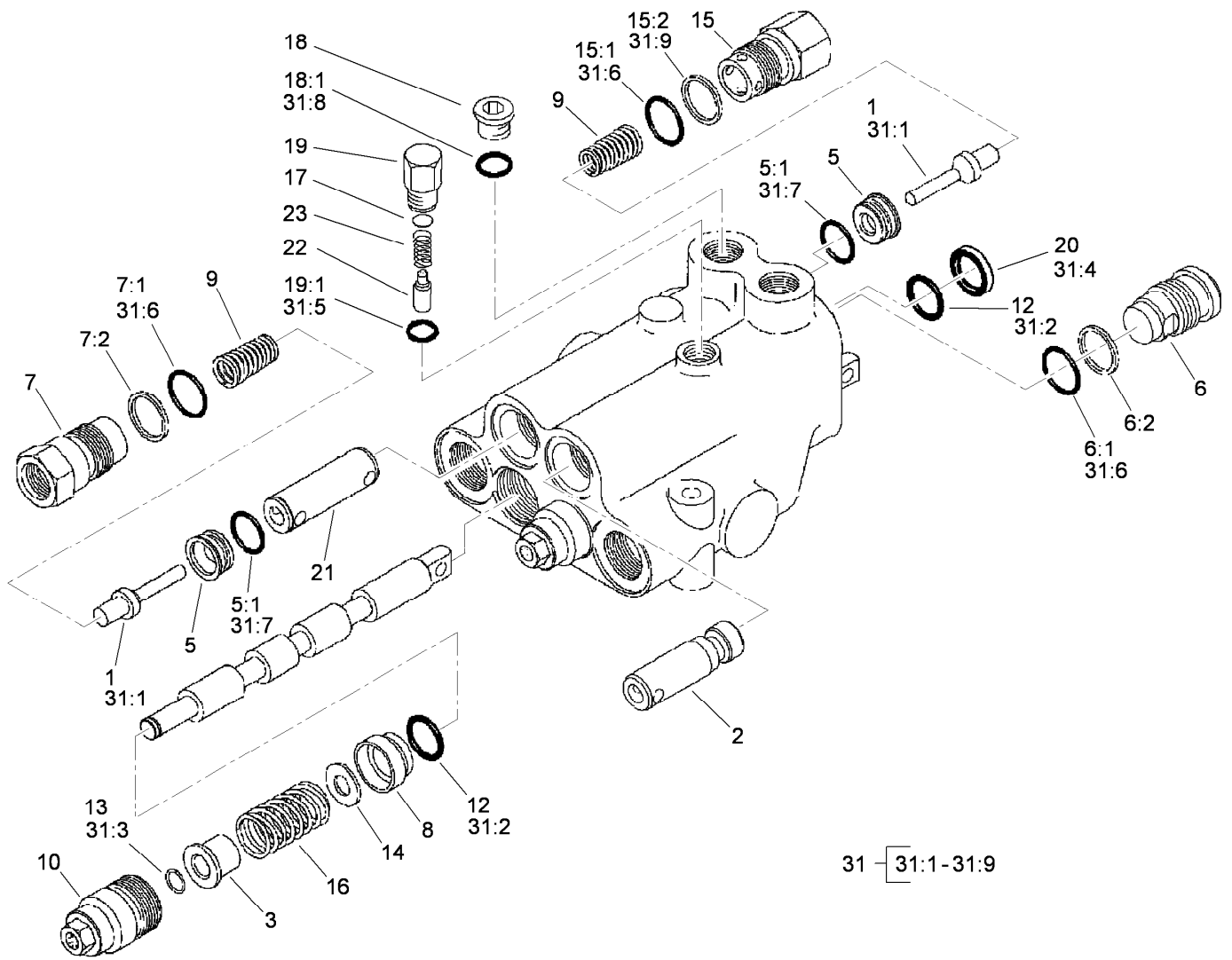
<i>Ref.</i>	<i>Part Number</i>	<i>Qty.</i>	<i>Description</i>	<i>Ref.</i>	<i>Part Number</i>	<i>Qty.</i>	<i>Description</i>
1	3269-5	4	Rivet-Pop	14	3289-4	2	Screw-FH
2	95-8707	1	Cover-Dash	15	104-4628-03	2	Link-Brake, Parking
3	95-8763	2	Bracket-Hold Down, Cover	16	283-62	1	Pin-Clevis
4	32128-43	2	Nut-Flange	17	94-3829	1	Pin-Clevis
5	3234-1	2	Screw-HHF	18	104-4817	1	Lever-Brake
6	95-8764-03	1	Support-Magnet	19	87-4710	1	Spacer-Brake, Parking
7	32144-10	4	Screw-HWH	20	32105-9	2	Screw
8	95-8765	2	Bracket-Strike, Magnet	21	95-8900	1	Switch
9	58-4250	2	Catch-Magnetic	22	3256-21	4	Washer-Flat
10	3256-23	2	Washer-Plain	23	3296-9	2	Nut-Hex
11	3296-42	1	Nut-Lock, NI	24	321-10	1	Screw-HH
12	3272-10	1	Pin-Cotter	25	3272-6	1	Pin-Cotter
13	95-8684	1	Pad-Bumper	26	104-7201	2	Nut-HF, NI



## 2-Spool Control Valve Assembly

<i>Ref.</i>	<i>Part Number</i>	<i>Qty.</i>	<i>Description</i>	<i>Ref.</i>	<i>Part Number</i>	<i>Qty.</i>	<i>Description</i>
1	95-8581	1	2-Spool Control Valve ASM	10	95-8634	4	Link
2	32128-33	2	Nut-HF	11	283-16	3	Pin-Clevis
3	233-42	1	Knob	12	3272-1	3	Pin-Cotter
4	95-8633	1	Bracket-Valve, Actuator	13	32151-106	2	Ring-Retaining
5	42-3560	2	Bolt-Shoulder	14	3230-33	2	Screw-CARR
6	3272-6	1	Pin-Cotter	15	32128-32	3	Nut-HHF
7	95-8635	1	Lever-Valve	16	104-0430	2	Stud
8	95-8638	1	Trunnion-Valve, Actuator	17	121-3570	1	Manifold ASM
9	92-8916	1	Bolt-Shoulder	18	104-8300	2	Nut-HF, NI

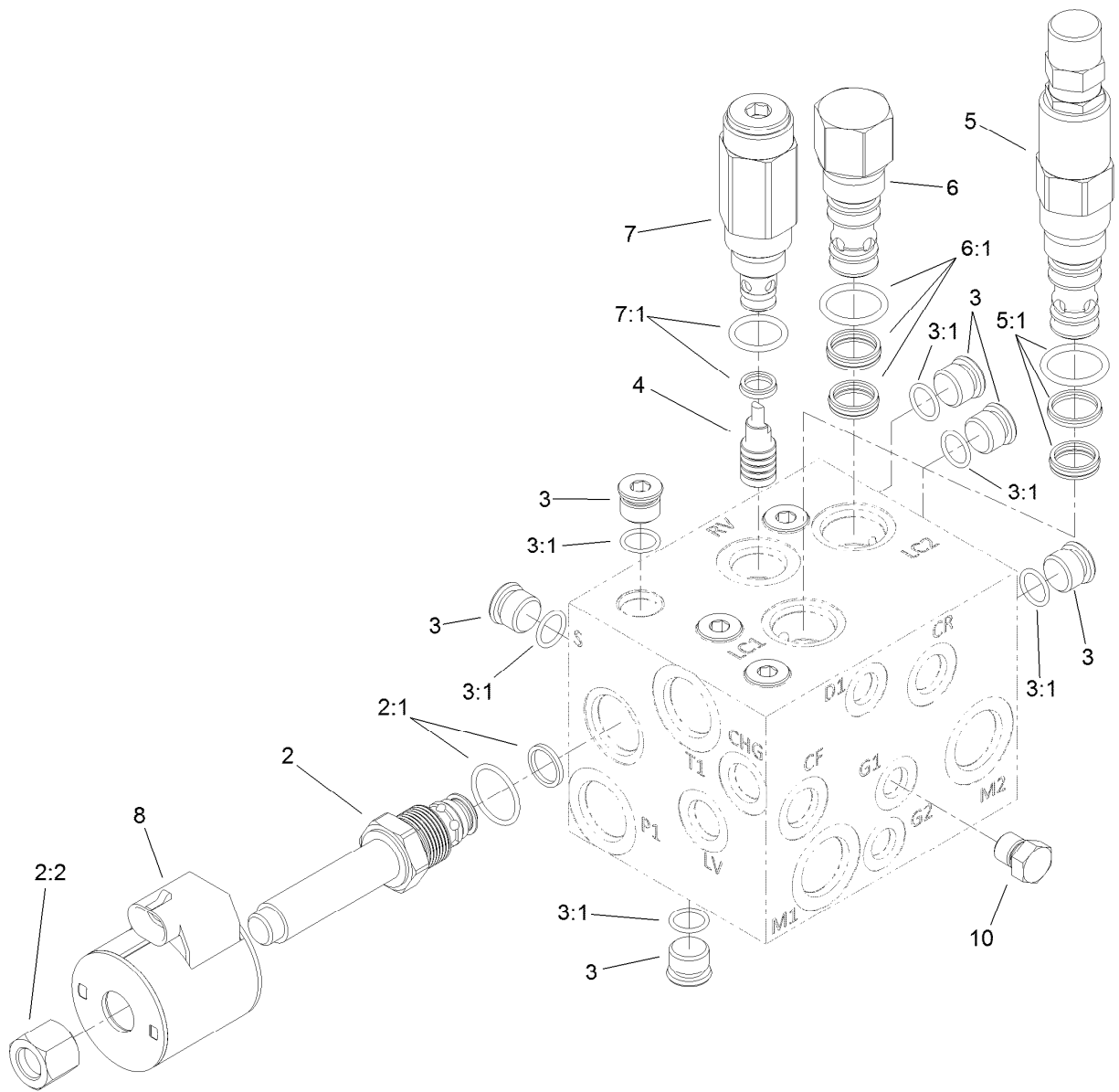




## 2-Spool Control Valve Assembly No. 95-8581

Ref.	Part Number	Qty.	Description
1	58-6290	3	Poppet
2	69-1840	1	Plunger
3	58-6310	2	Spacer
5	58-6330	3	Seat
5:1	58-6340	1	O-Ring
6	58-6350	1	Plug
6:1	60-5720	1	O-Ring
6:2	58-6370	1	Washer
7	69-1800	2	Plug ASM
7:1	60-5720	1	O-Ring
7:2	58-6370	1	Washer
8	58-6400	2	Bushing
9	69-1810	3	Spring
10	58-6420	2	Cap
12	58-6450	4	O-Ring
13	58-6460	2	Ring-Retaining
14	65-2770	2	Washer
15	99-3526	1	Plug ASM
15:1	60-5720	1	O-Ring
15:2	59-7730	1	Washer-Backup

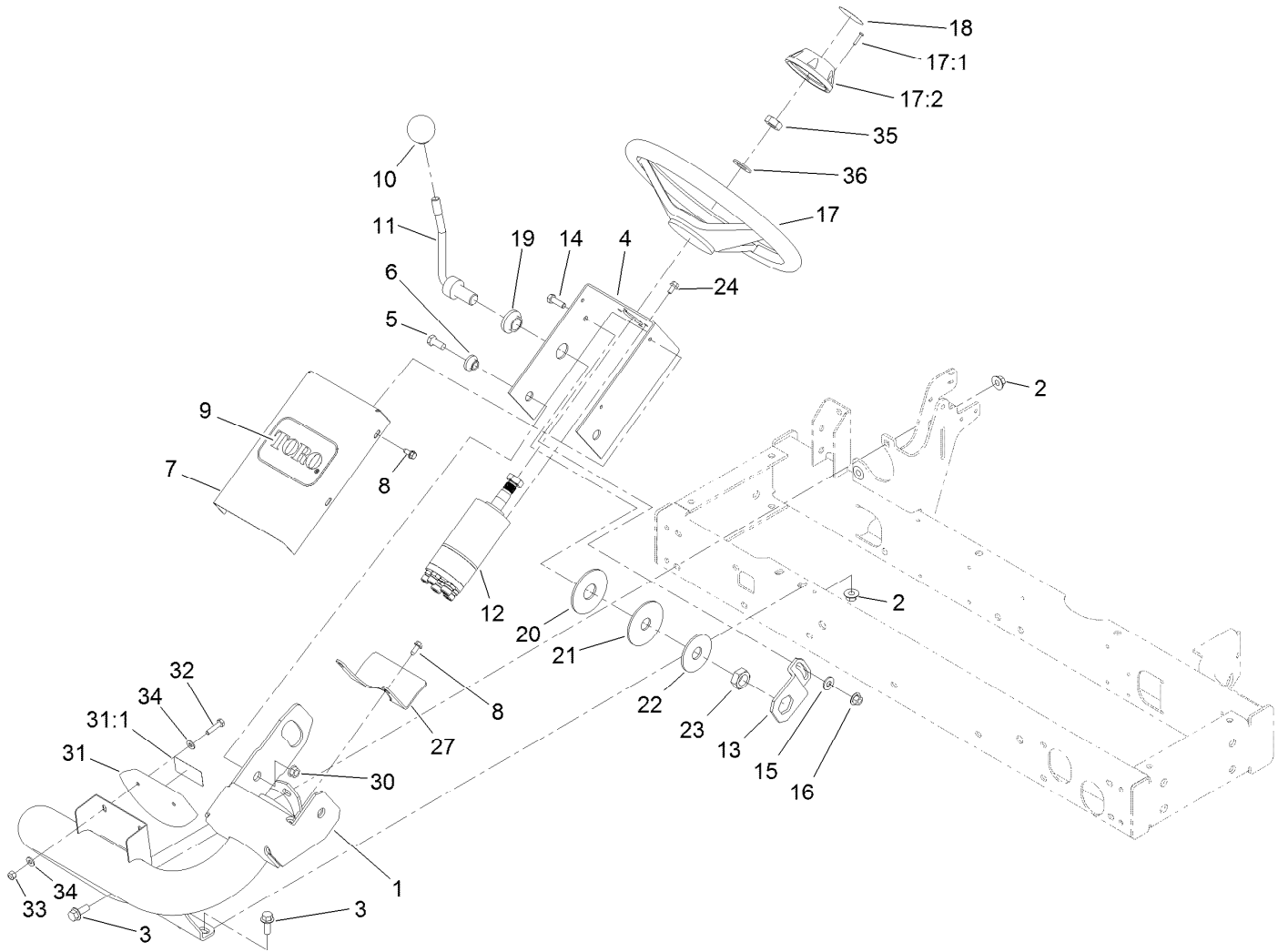
Ref.	Part Number	Qty.	Description
16	99-3531	2	Spring
17	60-6450	1	Disc
18	353-989	1	Plug-Hex, Hollow
18:1	237-42	1	O-Ring
19	58-6780	1	Plug
19:1	58-6790	1	O-Ring
20	58-6320	2	Wiper
21	99-3528	1	Plunger
22	58-6770	1	Plunger
23	58-6760	1	Spring
31	99-3530	1	Seal Kit
31:1	58-6290	3	Poppet
31:2	58-6450	4	O-Ring
31:3	58-6460	2	Ring-Retaining
31:4	58-6320	2	Wiper
31:5	58-6790	1	O-Ring
31:6	60-5720	4	O-Ring
31:7	58-6340	2	O-Ring
31:8	237-42	1	O-Ring
31:9	59-7730	2	Washer-Backup



## Hydraulic Manifold Assembly No. 121-3570

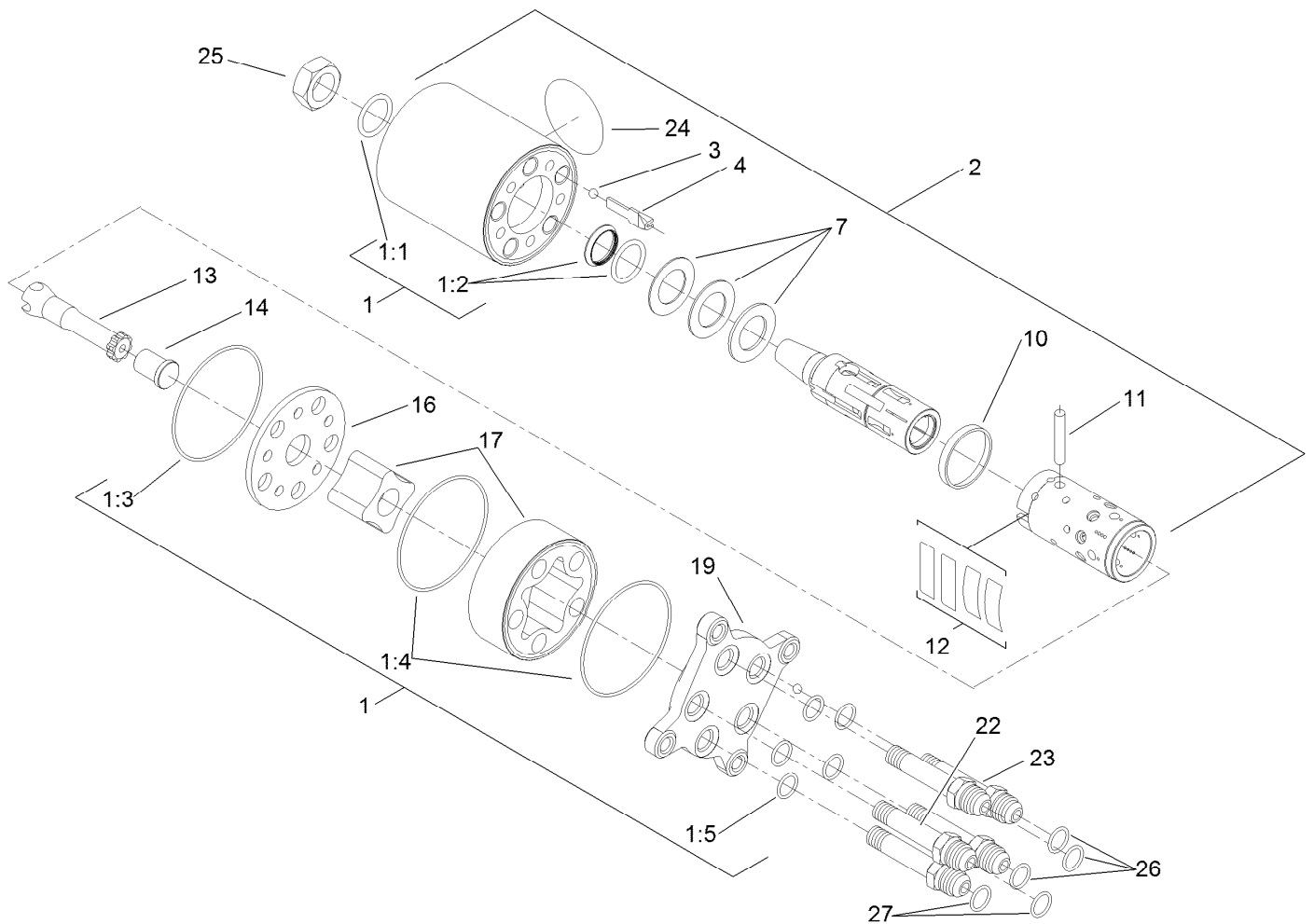
Ref.	Part Number	Qty.	Description
2	110-8768	1	Valve-Relief, Solenoid (3000 PSI)
2:1	110-6316	1	Seal Kit ●
2:2	130-8180	1	Nut-Coil
3	353-512	9	Plug
3:1	237-78	1	O-Ring
4	105-9157	1	Piston-Pilot
5	119-2011	1	Valve-Logic, Adjustable
5:1	119-2159	1	Seal Kit
6	105-9153	1	Element-Logic, Vented
6:1	119-2159	1	Seal Kit
7	112-5259	1	Valve-Relief
7:1	105-9156	1	Seal Kit
8	110-6344	1	Coil-12V, DC
10	117-0115	1	Plug

● Not illustrated



## Steering Arm Assembly

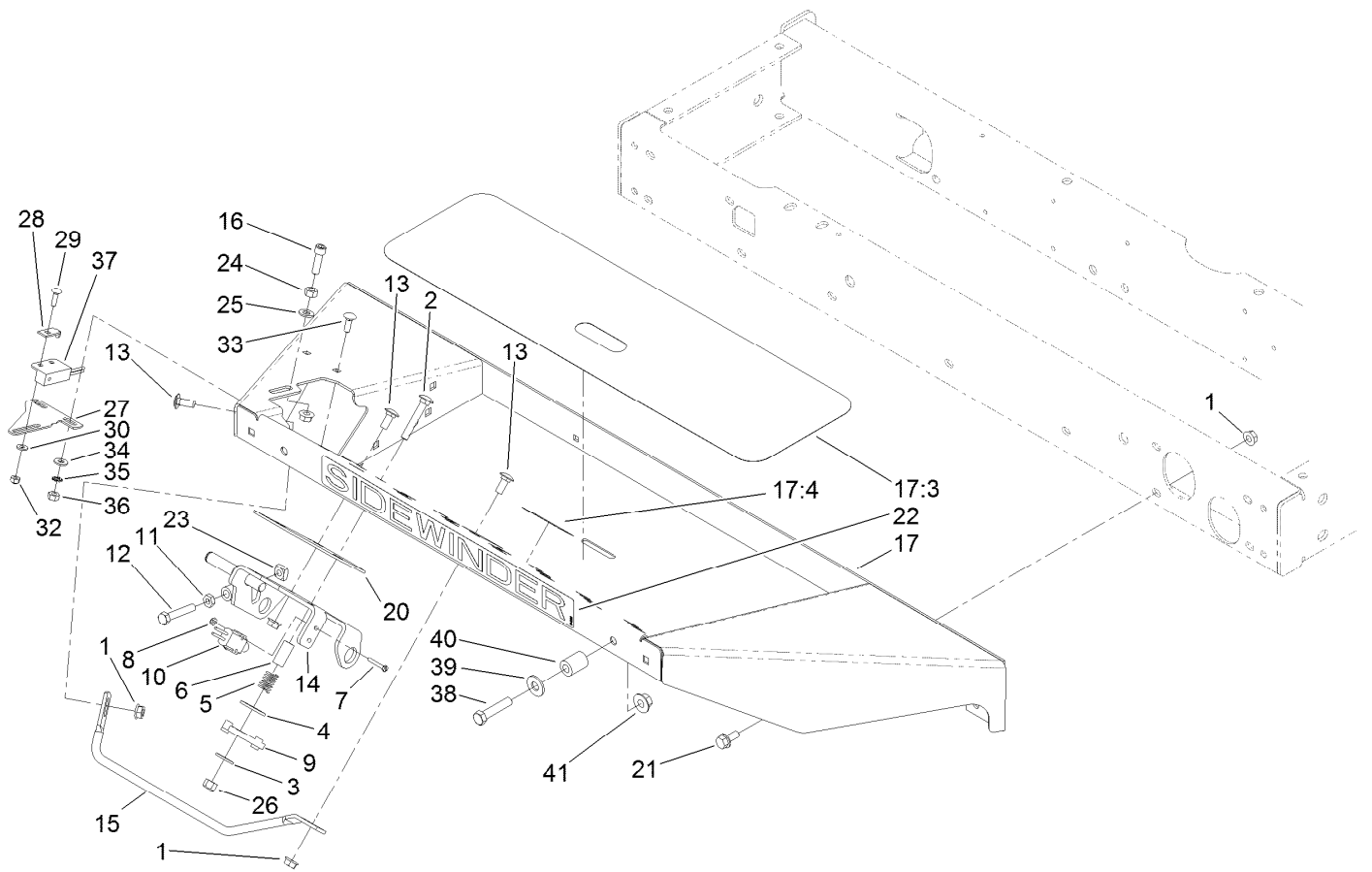
Ref.	Part Number	Qty.	Description	Ref.	Part Number	Qty.	Description
1	105-8536-01	1	Arm-Steering	17:2	68-5140	1	Cap-Wheel, Steering
2	32128-43	4	Nut-Flange	18	68-5370	1	Decal
3	3234-11	4	Screw-HHF	19	99-3502	1	Boss
4	104-5185-01	1	Bracket-Valve, Steering	20	31-0390	1	Disc-Friction
5	323-5	2	Screw-HH	21	82-9010	1	Disc-Friction
6	93-5988	2	Hub-Pivot	22	80-2930	1	Washer-Flat
7	95-8794-01	1	Cover-Valve, Steering	23	3218-7	1	Nut-Jam
8	32144-10	5	Screw-HWH	24	33103-012	4	Screw-HHF
9	67-1300	1	Decal	27	99-3405-01	1	Shield-Steering
10	233-48	1	Knob	30	32128-21	2	Nut-HF Lock
11	95-8798-03	1	Lever-Steering	31	100-4929	1	Slope Indicator ASM
12	121-7856	1	Steering Valve ASM	31:1	121-3628	1	Decal-Angle
13	80-2880	1	Bracket-Tilt	31:1	121-3598	1	Decal-Danger, 17 Degree
14	322-5	1	Screw-HH	32	321-7	2	Screw-HH
15	3256-3	1	Washer-Flat	33	3296-42	2	Nut-Lock, NI
16	32128-44	1	Nut	34	3256-22	4	Washer-Flat
17	75-0560	1	Steering Wheel ASM	35	3296-33	1	Nut-Lock, NI
17:1	32144-21	1	Screw	36	3256-27	1	Washer-Flat



## Steering Valve Assembly No. 121-7856

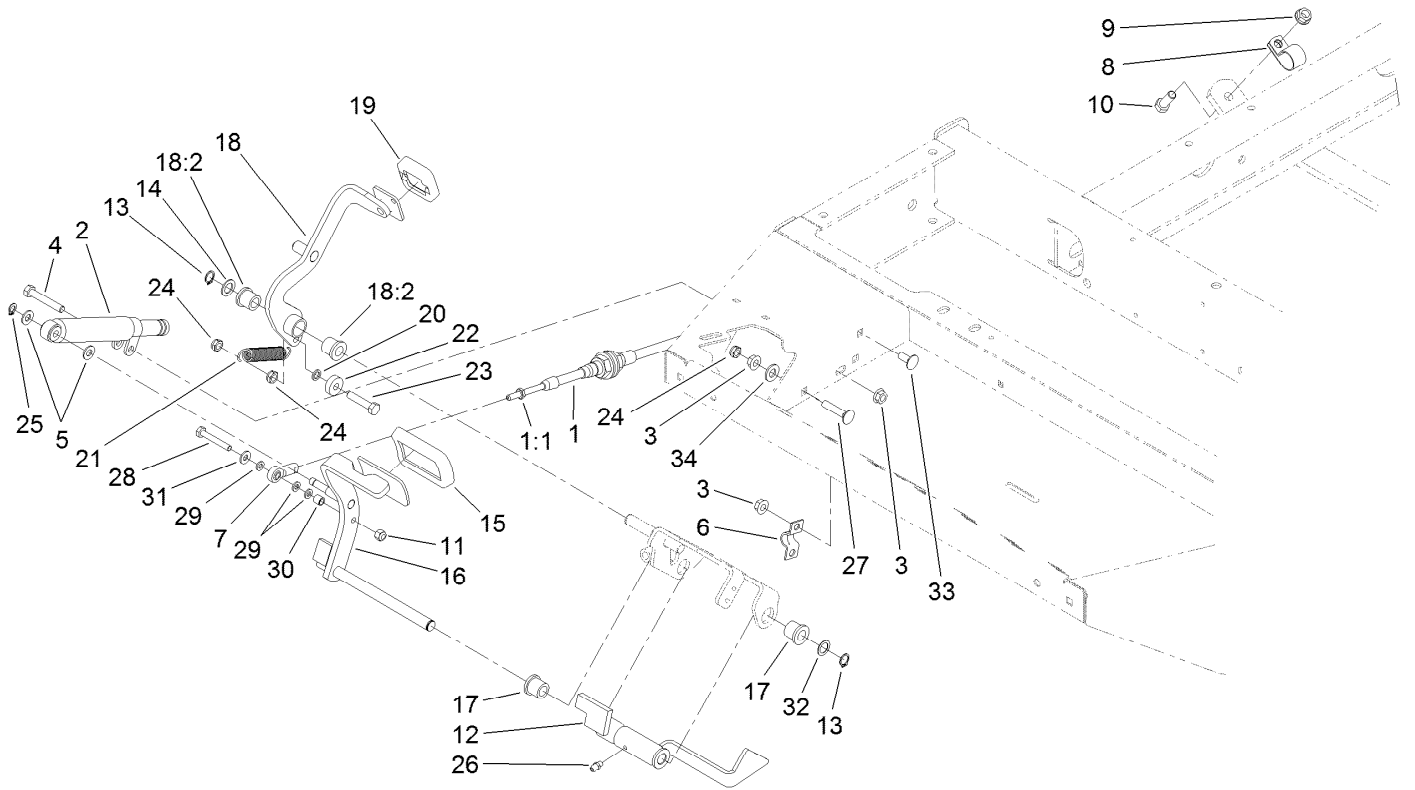
Ref.	Part Number	Qty.	Description	Ref.	Part Number	Qty.	Description
1	106-6716	1	Seal Kit	12		1	Springs ●
1:1		1	Ring-Seal, Dust ●	13		1	Shaft ●
1:2		1	Seal-Shaft ●	14		1	Spacer ●
1:3		1	O-Ring ●	16		1	Plate-Distributor ●
1:4		2	O-Ring ●	17		1	Gearwheel Set ●
1:5		5	O-Ring ●	19		1	Cover-End ●
2		1	Housing ●	22		1	Screw-Special ●
3		1	Ball ●	23		4	Screw-Special ●
4		1	Stop-Ball ●	24		1	Plate-Name ●
7		1	Bearing ASM ●	25	3296-33	1	Nut-Lock, NI
10		1	Ring ●	26	237-22	3	O-Ring
11		1	Pin-Cross ●	27	237-21	2	O-Ring

● Not serviced separately



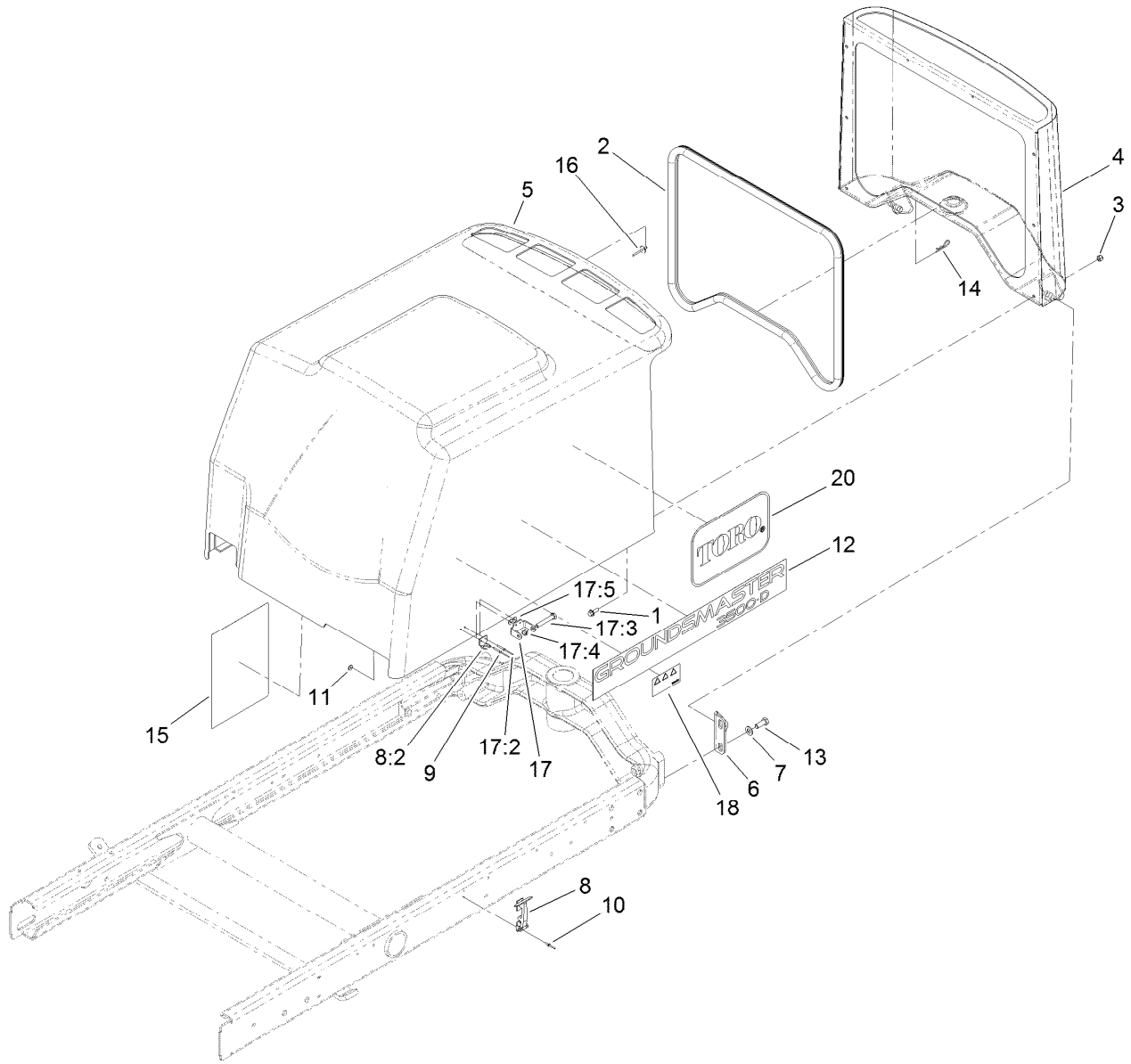
## Floorplate Assembly

Ref.	Part Number	Qty.	Description	Ref.	Part Number	Qty.	Description
1	32128-20	15	Nut-HF	21	3234-5	10	Screw-HHF
2	3230-6	1	Bolt-CARR	22	99-3388	1	Decal
3	3256-3	1	Washer-Flat	23	99-3565	1	Nut-Square
4	3256-40	1	Washer-Flat	24	3217-6	1	Nut-Hex
5	65-9940	1	Spring	25	3256-23	1	Washer-Plain
6	95-8866	1	Tube-Arm, Rocker	26	3296-29	1	Nut-Lock, NI
7	32105-9	2	Screw	27	100-4871	1	Bracket-Switch, Neutral
8	3296-9	2	Nut-Hex	28	100-4872	1	Plate-Switch, Neutral
9	99-3593	1	Arm-Rocker	29	3229-20	1	Screw-CARR
10	95-8900	1	Switch	30	3256-14	1	Washer-Flat
11	3218-2	1	Nut-Hex Jam	32	3296-2	1	Nut-Lock, NI
12	322-41	1	Bolt-Hex,TAP	33	3229-1	2	Screw-CARR
13	3230-23	4	Bolt-CARR	34	3256-22	2	Washer-Flat
14	95-8869-03	1	Bracket-Pedal, Traction	35	3255-7	2	Washer-Lock/EXT
15	95-8893	1	Bar-Deflector	36	3217-5	2	Nut-Hex
16	3274-22	1	Screw-HSH	37	100-1270	1	Switch-Proximity
17	106-4154	1	Floorplate ASM	38	323-9	2	Screw-HH
17:3	99-3478	1	Tread-Foot	39	3256-4	2	Washer-Flat
17:4	99-3444	1	Decal-Mow / Transport	40	104-4613	2	Tube-Latch
20	106-2661-01	1	Plate-Support	41	32128-43	2	Nut-Flange



## Traction Pedal Assembly

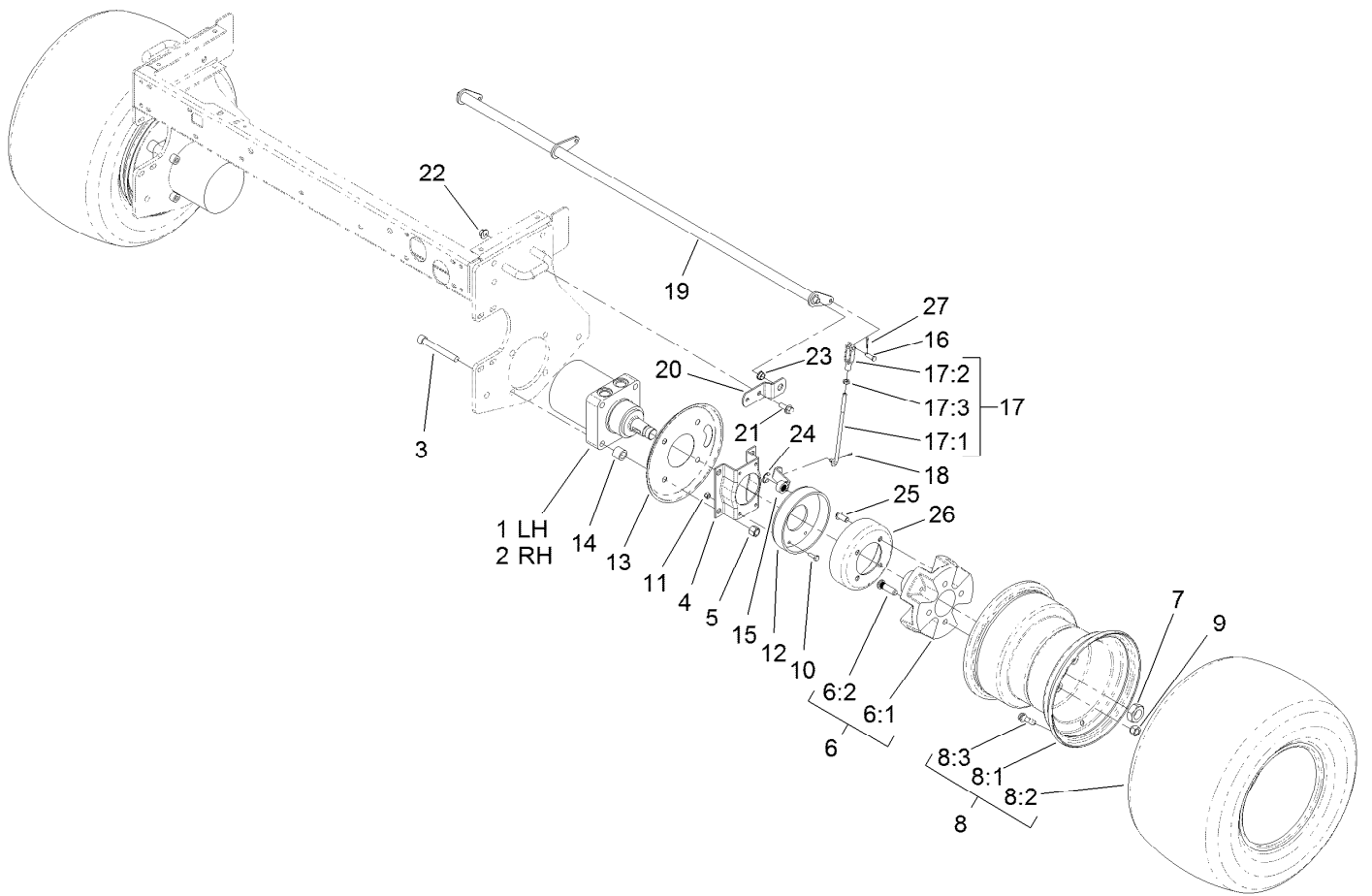
<i>Ref.</i>	<i>Part Number</i>	<i>Qty.</i>	<i>Description</i>	<i>Ref.</i>	<i>Part Number</i>	<i>Qty.</i>	<i>Description</i>
1	100-4815	1	Cable-Control, Traction	18	99-3379	1	Pedal-Reverse ASM
1:1	3220-1	2	Nut-Jam	18:2	256-243	2	Bearing-Flange
2	76-8870	1	Damper-Lever	19	74-9110	1	Pad-Pedal, Reverse
3	32128-20	5	Nut-HF	20	75-5470	1	Spacer-Bearing
4	322-10	1	Screw-HH	21	99-3476	1	Spring-Extension
5	3256-23	2	Washer-Plain	22	251-259	1	Bearing-Ball
6	93-2092	1	Clamp-Cable	23	322-7	1	Screw-HH
7	2411-41	1	Rod End-Ball Joint	24	3296-47	3	Nut-Lock,NI
8	2412-41	1	Clamp-R	25	32151-3	1	Ring-Grip
9	3290-357	1	Nut-HHF, Whiz	26	302-5	1	Fitting-Grease
10	323-6	1	Screw-HH	27	3230-27	1	Screw-CARR
11	3296-42	1	Nut-Lock, NI	28	321-10	1	Screw-HH
12	95-8861	1	Slide	29	33093-00	3	Washer-Flat
13	32151-84	2	Ring-Shaft, EXT	30	99-3545	1	Spacer
14	41-8440	1	Washer	31	3256-22	1	Washer-Flat
15	74-9100	1	Pad-Pedal, Forward	32	73-0040	4	Washer-Thrust
16	104-4852-03	1	Pedal-Traction	33	3230-23	2	Bolt-CARR
17	256-243	2	Bearing-Flange	34	3256-24	1	Washer-Flat



## Hood Assembly

Ref.	Part Number	Qty.	Description	Ref.	Part Number	Qty.	Description
1	3234-4	6	Screw-HHF	12	104-5152	2	Decal-Hood
2	100-4932	1	Trim-Seal	13	323-6	4	Screw-HH
3	3296-42	6	Nut-Lock, NI	14	3290-467	1	Pin-Hair
4	104-4853-03	1	Screen-Hood	15	121-3532	1	Decal-Service
5	121-3631	1	Hood ASM	16	3269-21	2	Rivet-Pop
5:1:1	106-8115	1	Heat Tape Repair Kit ●	17	119-2004	1	CE Latch Kit
6	95-8728	2	Bracket-Pivot, Hood	17:2	107-0333	2	Rivet-Pop
7	3256-24	4	Washer-Flat	17:3	322-10	1	Screw-HH
8	59-9740	2	Flex Draw Latch ASM	17:4	3296-47	1	Nut-Lock, NI
8:2	249-40	1	Keeper	17:5	3269-10	2	Washer-Back
9	107-0333	4	Rivet-Pop	18	117-3270	1	Decal-Danger
10	3290-55	4	Rivet-Pop	20	66-6140	2	Decal
11	3269-10	4	Washer-Back				

● Not illustrated

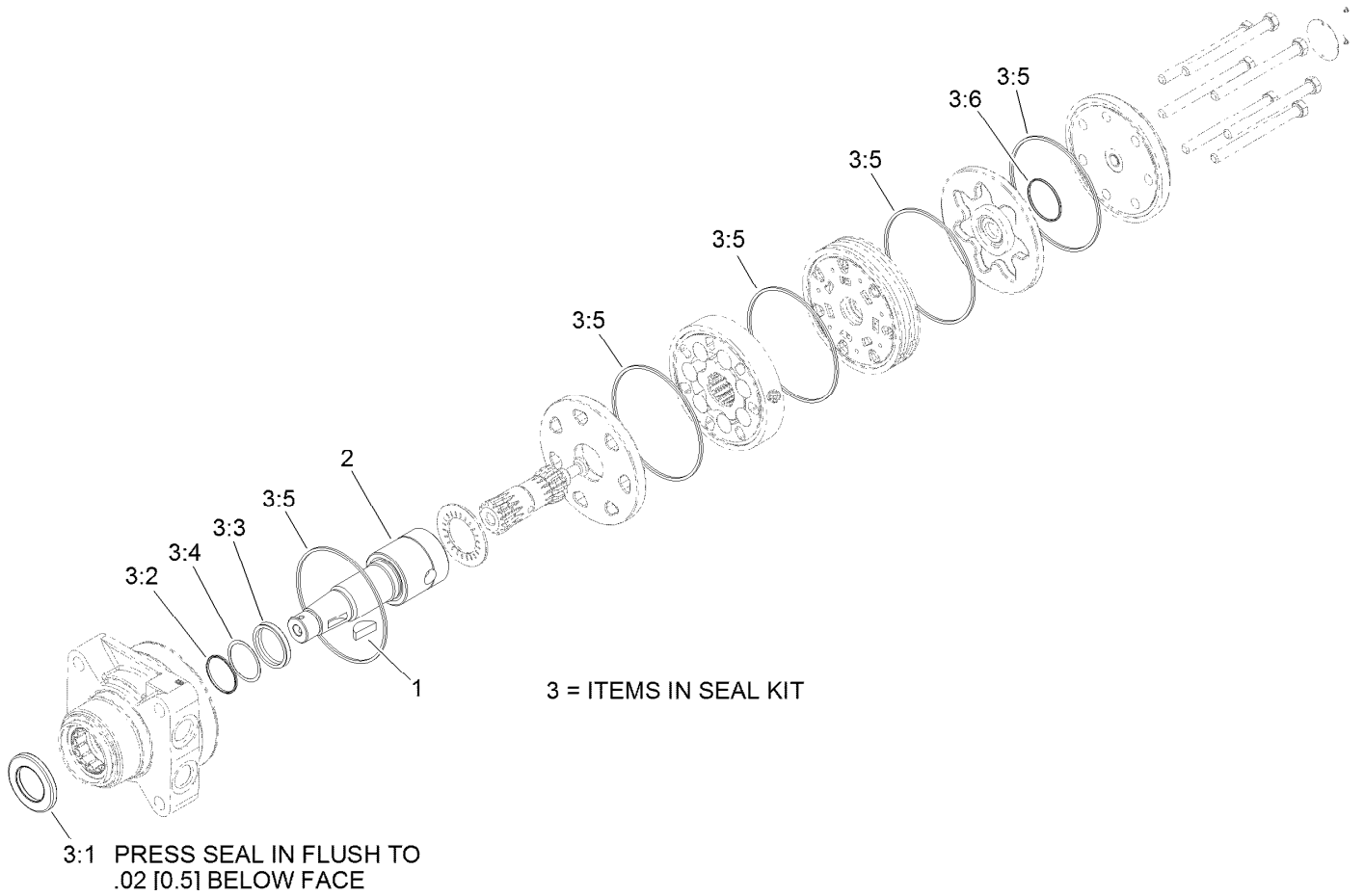


## Wheel Motor and Brake Assembly

Ref.	Part Number	Qty.	Description	Ref.	Part Number	Qty.	Description
1	110-8785	1	HYD Motor ASM (CCW)	14	119-8238	8	Spacer-Deck Pulley
2	110-8786	1	HYD Motor ASM (CW)	15	114-2726	2	Lever-Brake
3	3274-99	8	Screw-HSH	16	283-1	2	Pin-Clevis
4	84-2000-03	2	Bracket-Brake	17	115-6672	2	Brake Lever ASM
5	3296-23	8	Nut-Lock, NI	17:1	104-4627	1	Rod-Adjusting
6		2	Wheel Hub/Stud ASM ●	17:2	1-303105	1	Yoke-Adjustable
6:1	104-0462	1	Hub-Wheel, Spacer	17:3	3220-2	1	Nut-Jam
6:2	10-6830	4	Stud-Type, Drive	18	3272-6	2	Pin-Cotter
7	26-3790	2	Nut-Lock	19	104-4625-03	1	Shaft-Pivot, Brake
8		2	Tire And Rim ASM ●	20	95-8683	2	Bracket-Pivot, Brake
8:1	121-3548	1	Rim	21	3234-11	4	Screw-HHF
8:2	117-5125	1	Tire	22	32128-43	4	Nut-Flange
8:3	232-27	1	Stem-Valve	23	256-156	2	Bushing-Flange
9	242-50	8	Nut-Lug	24	104-7706	2	E-Ring, Bowed
10	321-5	8	Screw-HH	25	3274-105	8	Screw-HSBH
11	3296-42	8	Nut-Lock, NI	26	104-4809	2	Drum-Brake
12	104-7705	2	Brake ASM	27	3272-10	2	Pin-Cotter
13	104-0485-03	2	Shield-Wheel				

● Not serviced separately

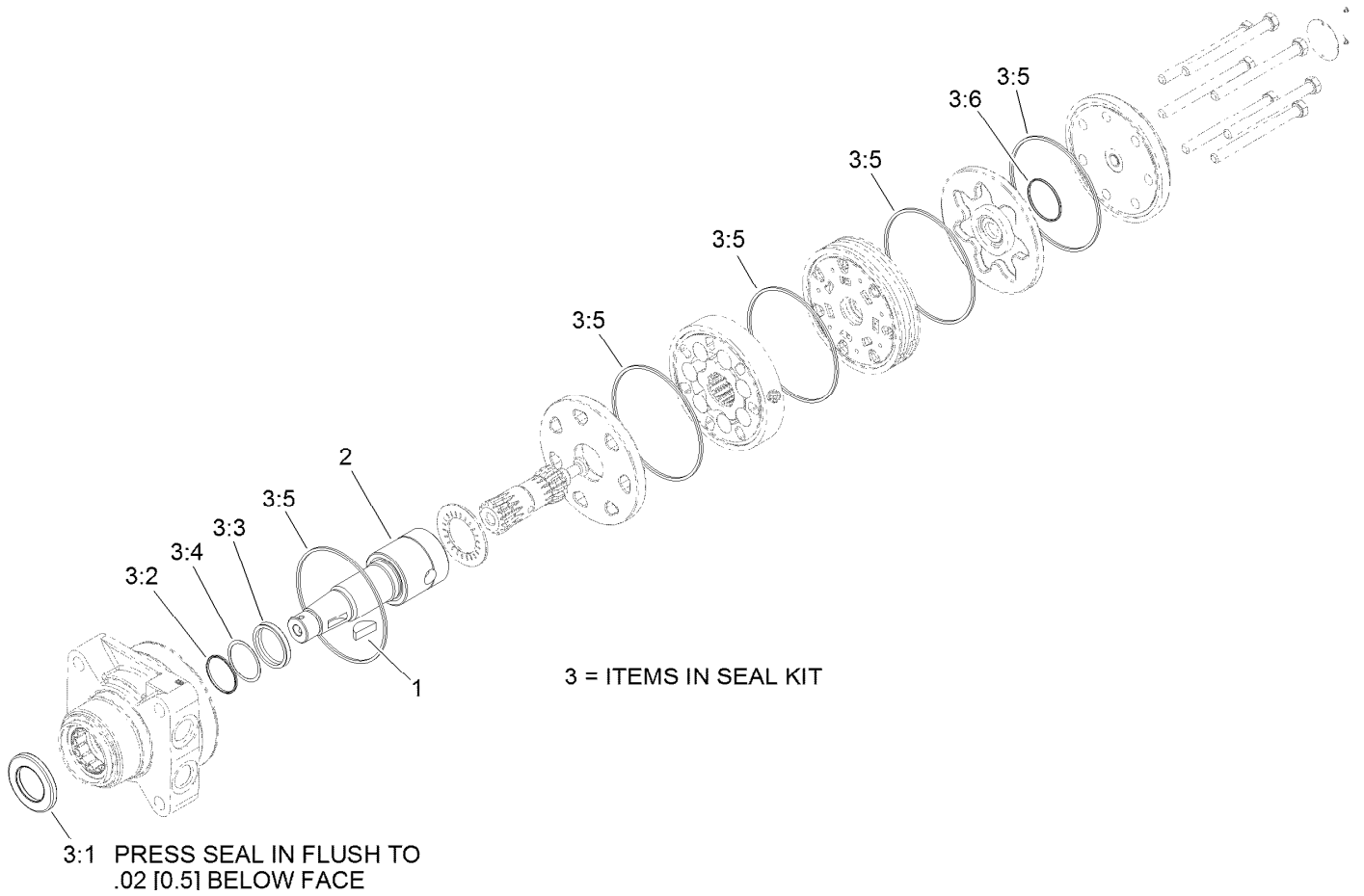




## Hydraulic Motor Assembly No. 110-8785

Ref.	Part Number	Qty.	Description
1	3257-42	1	Key-Woodruff
2	99-3090	1	Shaft-Coupling
3	94-8178	1	Seal Kit
3:1		1	Seal-Dirt And Water ●
3:2		1	Backup-Ring ●
3:3		1	Seal-Shaft ●
3:4		1	Washer-Backup ●
3:5		5	Seal-Square, Ring (Inner) ●
3:6		1	Seal-Commutator ●

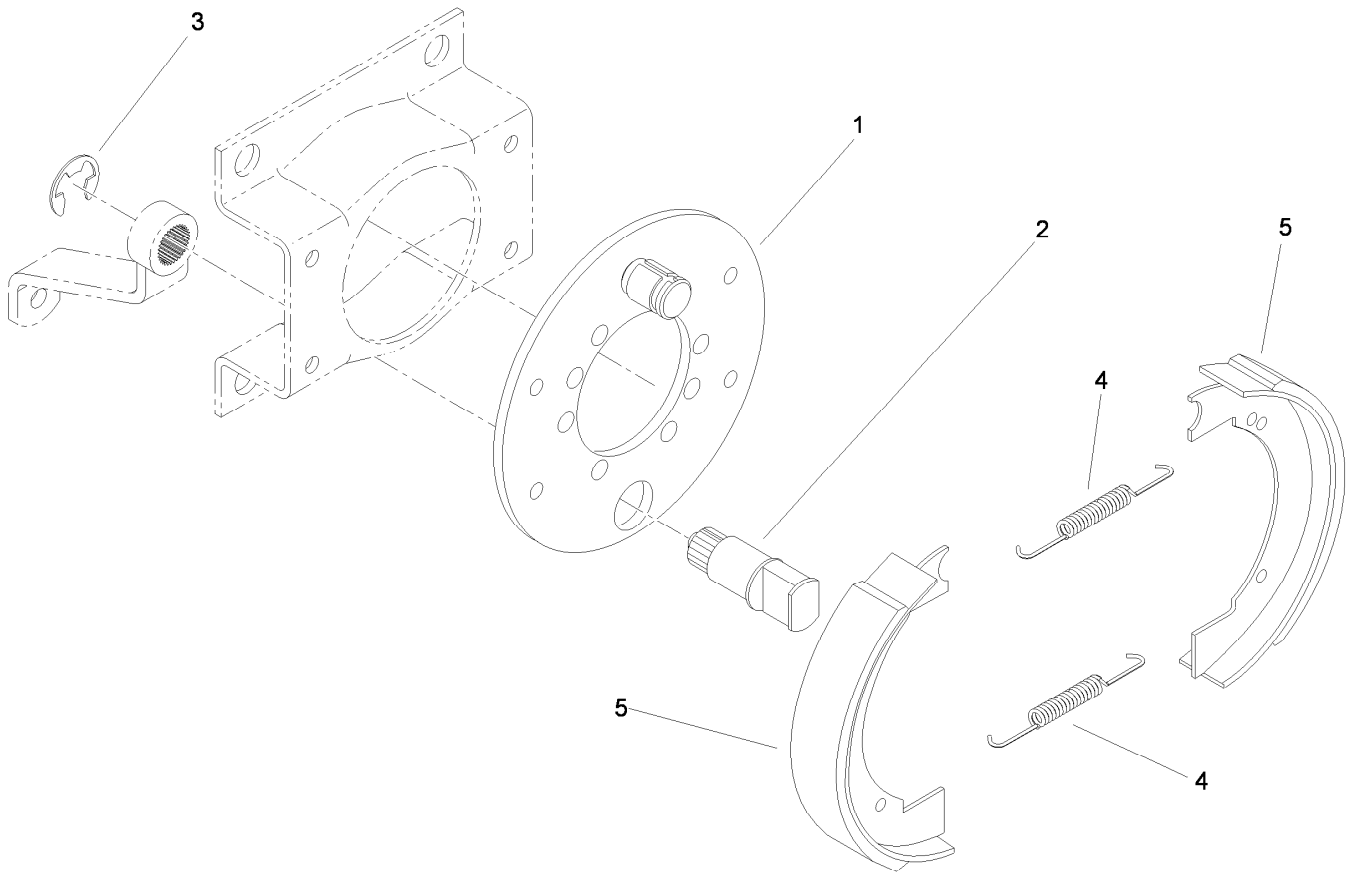
● Not serviced separately



## Hydraulic Motor Assembly No. 110-8786

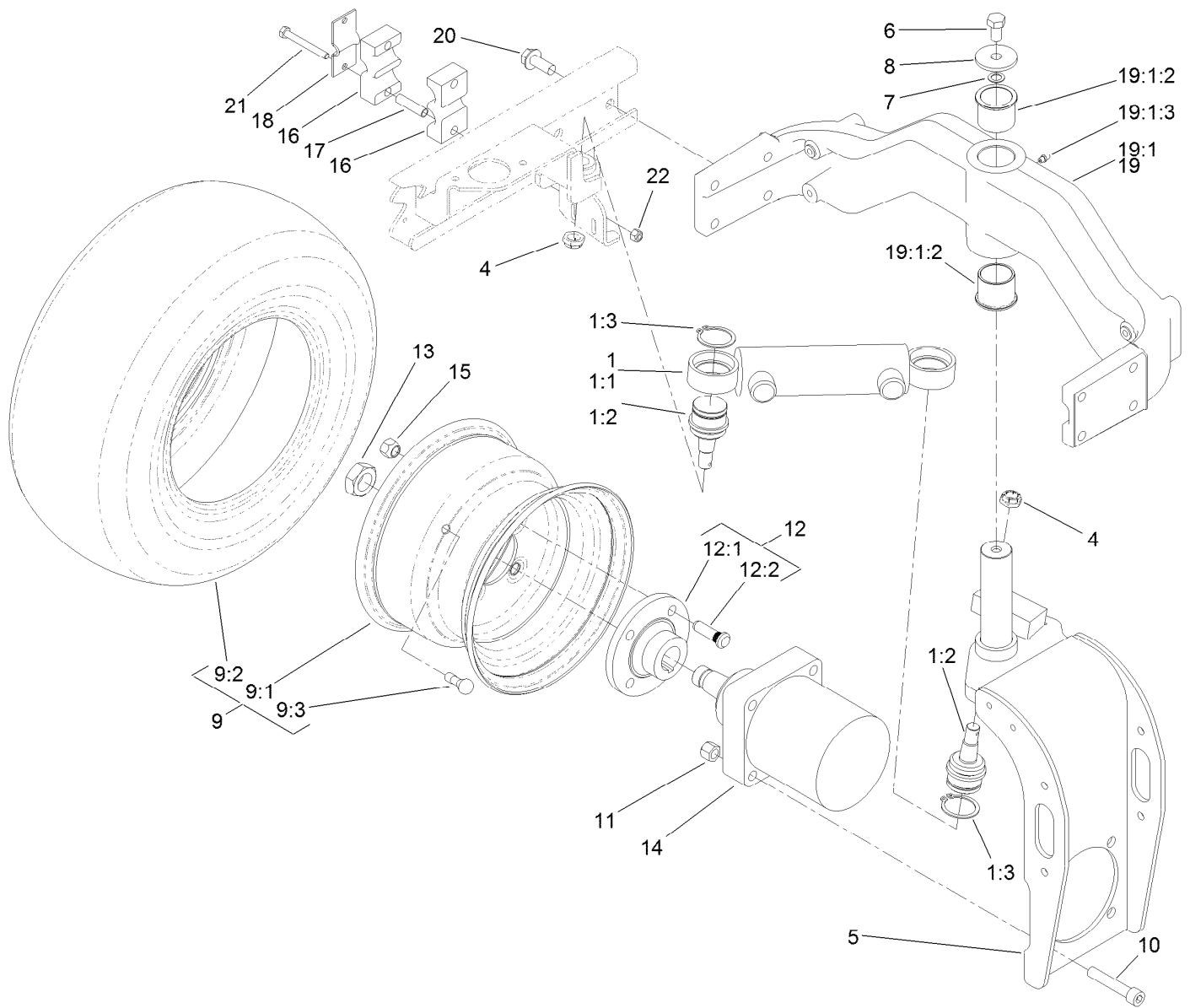
Ref.	Part Number	Qty.	Description
1	3257-42	1	Key-Woodruff
2	99-3090	1	Shaft-Coupling
3	94-8178	1	Seal Kit
3:1		1	Seal-Dirt And Water ●
3:2		1	Backup-Ring ●
3:3		1	Seal-Shaft ●
3:4		1	Washer-Backup ●
3:5		5	Seal-Square, Ring (Inner) ●
3:6		1	Seal-Commutator ●

● Not serviced separately



## Brake Assembly No. 104-7705

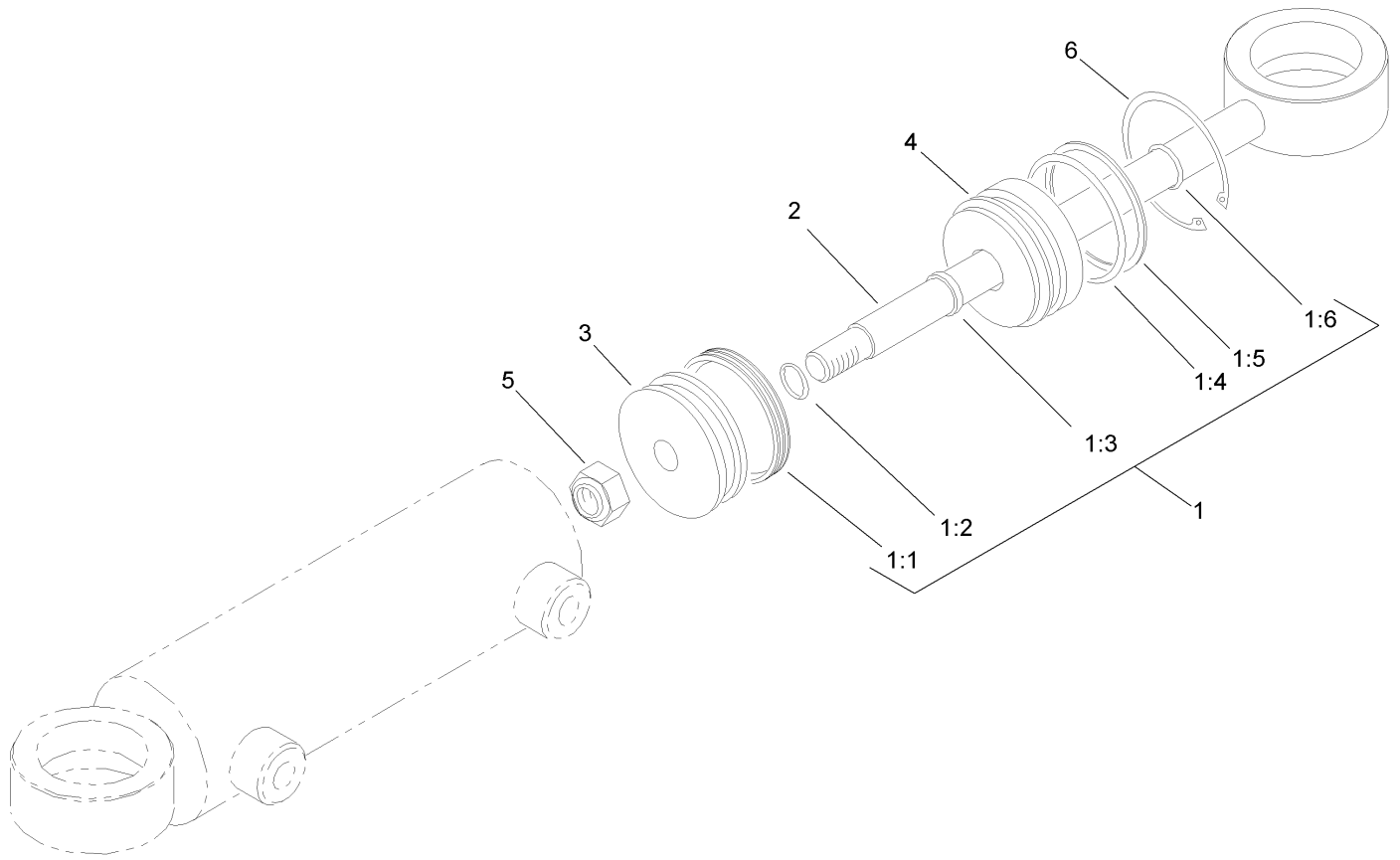
<i>Ref.</i>	<i>Part Number</i>	<i>Qty.</i>	<i>Description</i>
1	70-9870	1	Plate-Backing
2	104-7707	1	Shaft-Cam, Brake
3	104-7706	1	E-Ring, Bowed
4	70-9880	2	Spring-Return
5	70-9840	2	Shoe-Brake



## Rear Fork and Wheel Assembly

Ref.	Part Number	Qty.	Description	Ref.	Part Number	Qty.	Description
1		1	Steering Cylinder ASM ●	12:1	10-6870-03	1	Hub-Wheel
1:1	94-8141	1	HYD Cylinder ASM	12:2	10-6830	4	Stud-Type, Drive
1:2	121-3605	2	Ball Joint	13	26-3790	1	Nut-Lock
1:3	32151-104	2	Ring-Retaining, External	14	95-8694	1	HYD Motor ASM
4	121-3611	2	Nut-Hex, Flextop	15	242-50	4	Nut-Lug
5	95-8905-01	1	Fork-Rear	16	82-8170	2	Clamp
6	325-3	1	Screw-HH	17	93-7960	2	Spacer
7	3255-2	1	Washer-Lock, EXT	18	93-7961	1	Clamp-Drain, Case
8	75-7730	1	Washer-Thrust	19	107-7828-03	1	Casting-Rear
9		1	Wheel And Tire ASM ●	19:1		1	Rear Casting ASM ●
9:1	117-5129	1	Rim	19:1:2	95-8805	2	Bushing
9:2	115-1572	1	Tire	19:1:3	302-5	1	Fitting-Grease
9:3	232-27	1	Stem-Valve	20	3234-38	8	Screw-HHF
10	3274-93	4	Screw-HSH	21	322-13	2	Screw-HH
11	3296-23	4	Nut-Lock, NI	22	3296-29	2	Nut-Lock, NI
12		1	Wheel Hub/Stud ASM ●				

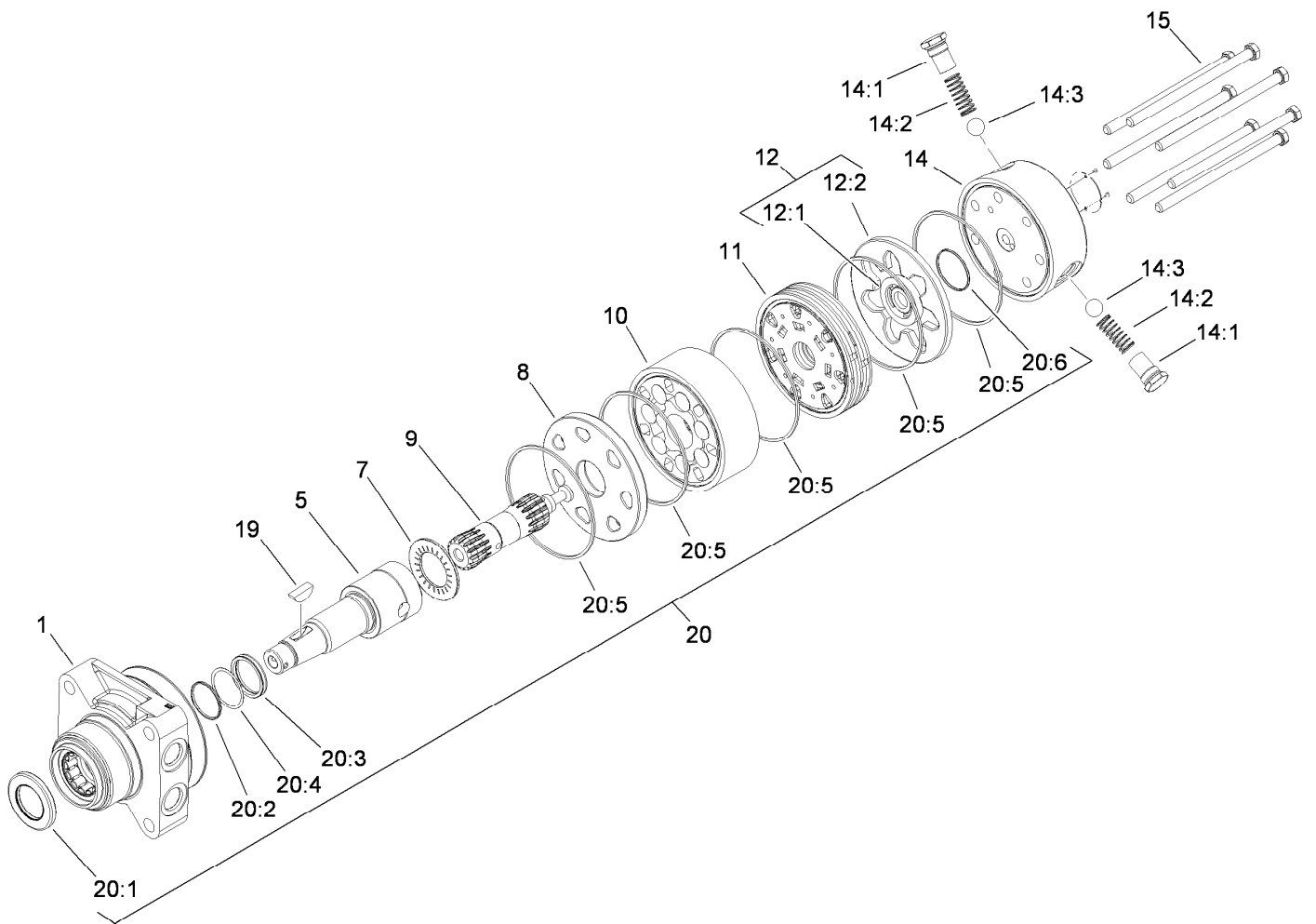
● Not serviced separately



## Hydraulic Cylinder Assembly No. 94-8141

<i>Ref.</i>	<i>Part Number</i>	<i>Qty.</i>	<i>Description</i>
1	86-5390	1	Seal Kit
1:1		1	Uniring ●
1:2		1	O-Ring ●
1:3		1	Seal-Rod ●
1:4		1	O-Ring ●
1:5		1	Ring-Backup ●
1:6		1	O-Ring ●
2		1	Rod ●
3		1	Piston ●
4		1	Gland ●
5		1	Nut-Lock ●
6		1	Ring-Retaining ●

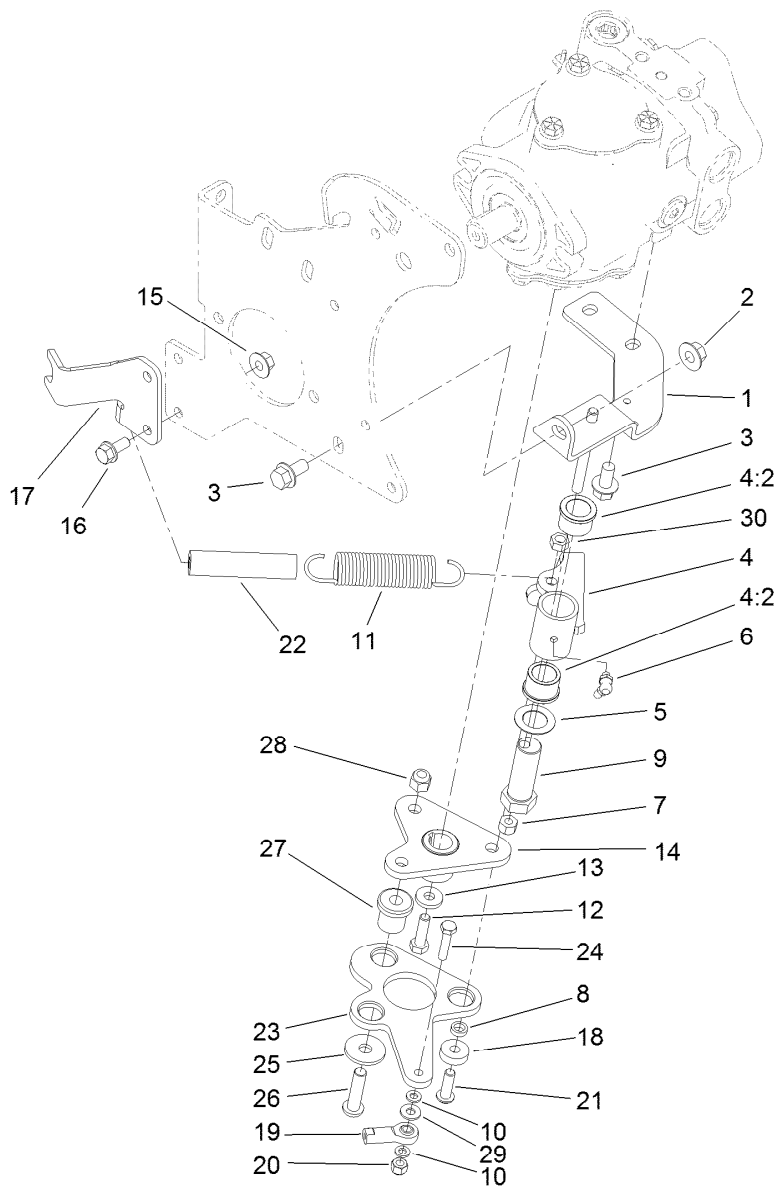
● Not serviced separately



## Hydraulic Motor Assembly No. 95-8694

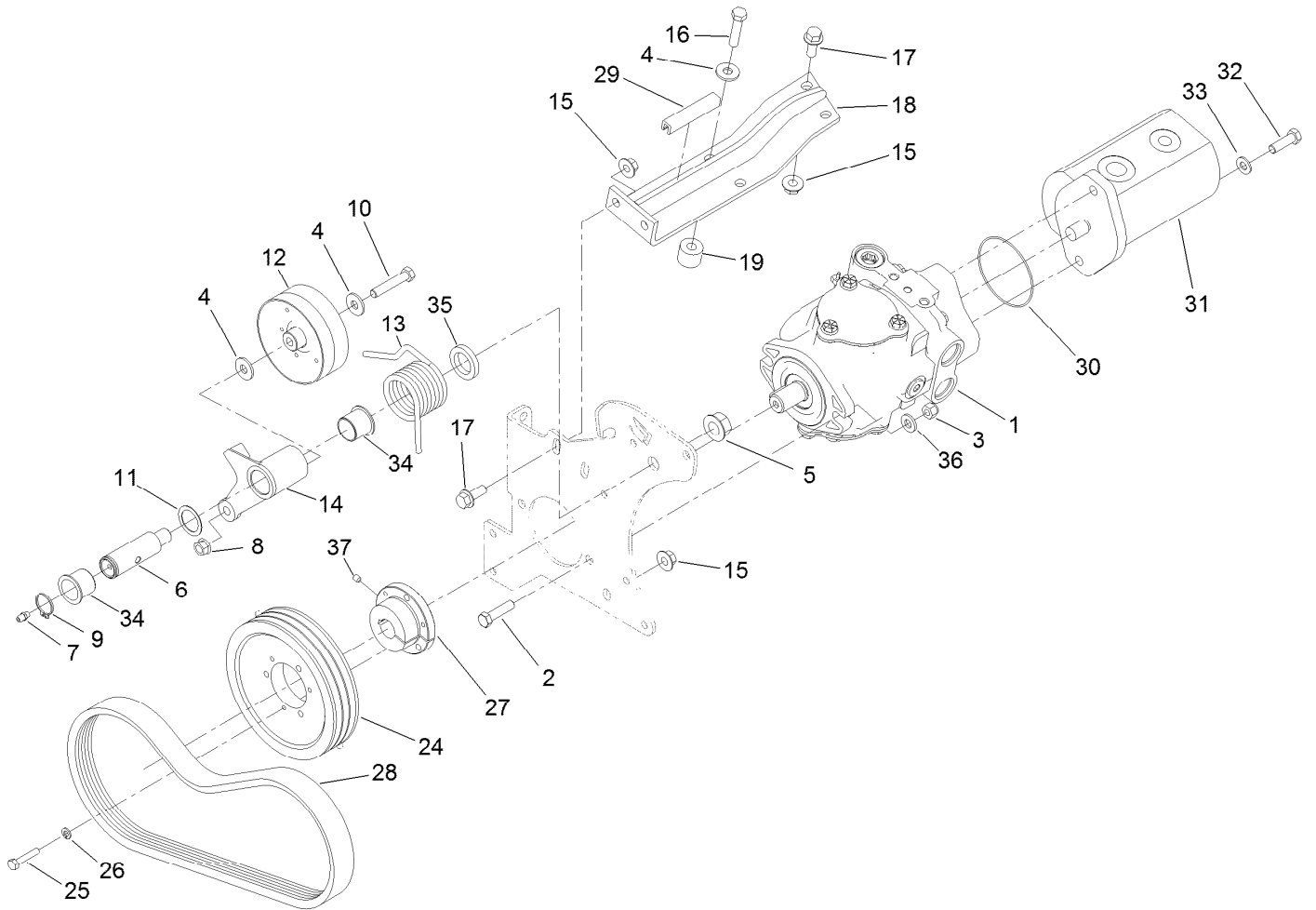
Ref.	Part Number	Qty.	Description	Ref.	Part Number	Qty.	Description
1	76-0810	1	Housing ASM	14:2	99-3541	1	Spring
5	99-3090	1	Shaft-Coupling	14:3	99-3540	1	Ball
7	76-0850	1	Bearing-Thrust	15	99-3536	7	Screw-HH
8	76-0870	1	Plate-Wear	19	3257-42	1	Key-Woodruff
9	99-3537	1	Link-Drive	20	94-8178	1	Seal Kit
10	99-3539	1	Set-Rotor	20:1		1	Seal-Dirt And Water ●
11	99-3535	1	Manifold	20:2		1	Backup-Ring ●
12	76-0880	1	Commutator ASM	20:3		1	Seal-Shaft ●
12:1		1	Commutator ●	20:4		1	Washer-Backup ●
12:2		1	Ring-Commutator ●	20:5		5	Seal-Square, Ring (Inner) ●
14	99-3538	1	End Cover ASM	20:6		1	Seal-Commutator ●
14:1		1	Spring Cap And O-Ring ASM ●				

● Not serviced separately



## Neutral Arm Assembly

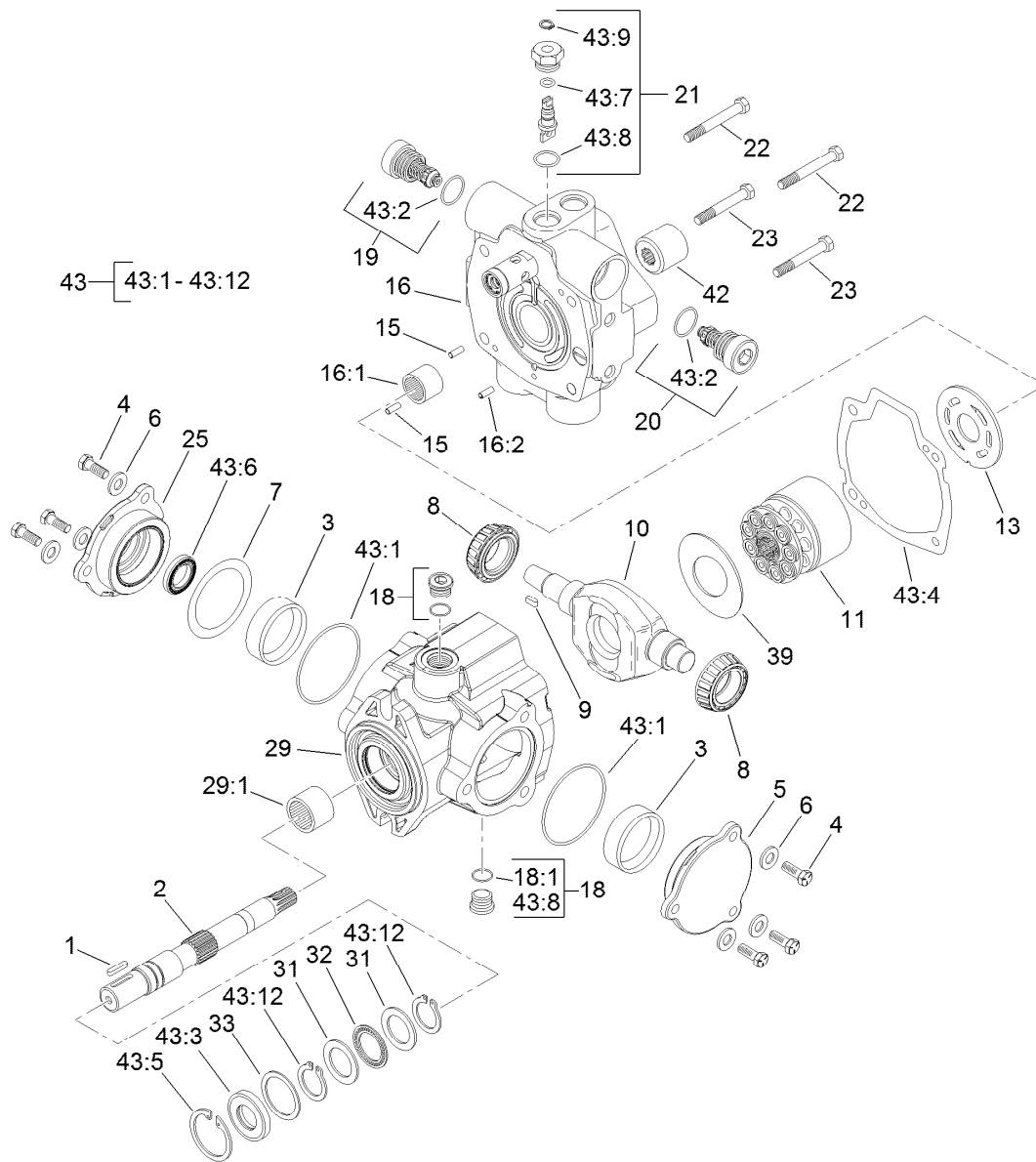
Ref.	Part Number	Qty.	Description	Ref.	Part Number	Qty.	Description
1	95-8960-03	1	Bracket-Neutral	16	3234-5	2	Screw-HHF
2	32128-43	1	Nut-Flange	17	104-0464-03	1	Bracket-Support, Cable
3	3234-1	3	Screw-HHF	18	251-259	1	Bearing-Ball
4	104-0422	1	Neutral Arm ASM	19	2411-41	1	Rod End-Ball Joint
4:2	256-113	2	Bushing-Flange	20	3296-42	1	Nut-Lock, NI
5	3-6498	1	Washer-Thrust	21	3274-104	1	Screw-HSBH
6	302-60	1	Fitting-Grease	22	99-3556	1	Hose
7	3296-29	1	Nut-Lock, NI	23	99-3594-03	1	Lever-Pump
8	100-4817	1	Spacer	24	321-8	1	Screw-HH
9	76-8640	1	Stud-Traction	25	2844	3	Washer
10	33093-00	2	Washer-Flat	26	95-3857	3	Screw-HSBH
11	94-1369	1	Spring-Extension	27	63-9750	3	Mount
12	3210-6	1	Screw-HH	28	3296-39	3	Nut-Lock, NI
13	88-7200	1	Washer-Flat	29	3256-22	1	Washer-Flat
14	120-5566	1	Hub	30	32153-3	1	Nut-Hex, Side Deform
15	32128-44	2	Nut				



## Gear Pump and Piston Pump Assembly

<i>Ref.</i>	<i>Part Number</i>	<i>Qty.</i>	<i>Description</i>	<i>Ref.</i>	<i>Part Number</i>	<i>Qty.</i>	<i>Description</i>
1	104-4890	1	Piston Pump ASM	18	99-3436-03	1	Support-Pump
2	323-8	2	Screw-HH	19	99-3440	2	Spacer
3	3296-39	2	Nut-Lock, NI	24	120-3350	1	Pulley-3V
4	80-6990	4	Washer-Hardened	25	321-13	3	Screw-HH
5	32128-54	1	Nut-HF	26	3253-3	3	Washer-Lock
6	99-3624	1	Shaft-Pivot, Idler	27	100-4813	1	Bushing-Lock, Taper
7	302-5	1	Fitting-Grease	28	120-3351	1	Belt-3V
8	32128-21	1	Nut-HF Lock	29	70-2041	1	Trim
9	32151-36	1	Ring-Retaining	30	353-949	1	O-Ring
10	323-10	1	Screw-HH	31	108-9036	1	HYD Gear Pump ASM
11	74-1810	1	Washer	32	323-7	2	Screw-HH
12	107-7834	1	Pulley-Idler	33	3256-24	2	Washer-Flat
13	115-3488	1	Spring-Torsion	34	99-3631	2	Bushing-Flange
14	99-3623-03	1	Arm-Idler	35	99-3625	1	Spacer-Arm, Idler
15	32128-43	4	Nut-Flange	36	100-4852	2	Washer-Hardened
16	323-19	2	Screw-HH	37	3245-7	1	Screw-Set
17	3234-11	4	Screw-HHF				



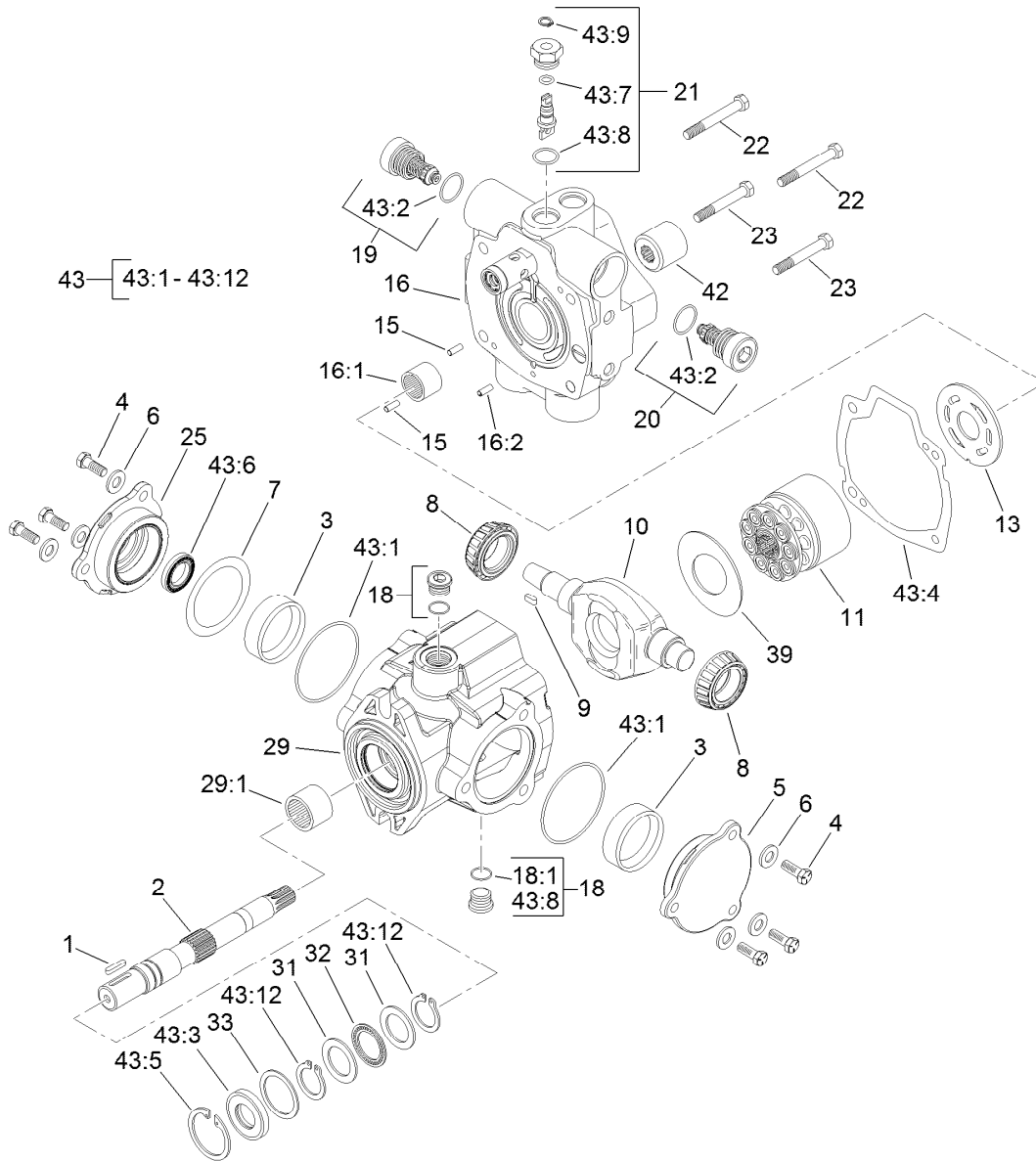


## Hydraulic Pump Assembly No. 104-4890

Ref.	Part Number	Qty.	Description	Ref.	Part Number	Qty.	Description
1	94-3645	1	Key	19	104-4889	1	Relief Valve ASM
2	94-6359	1	Shaft-Drive	20	105-3812	1	Valve-Check
3	104-4046	2	Bearing-Cup	21	105-3811	1	Valve-Bypass
4	98-4640	6	Screw-Cap	22	76-6170	2	Capscrew
5	98-4644	1	Plate-Cover	23	76-6160	2	Capscrew
6	105-9762	6	Washer	25	98-4645	1	Plate-Cover
7	100-3182	2	Shim Kit	29	100-3176	1	Housing ASM
8	98-4639	2	Bearing-Cone	29:1	94-6363	1	Bearing
9	94-3646	1	Key	31	252-71	2	Washer-Thrust
10	104-4888	1	Swashplate	32	252-66	1	Bearing-Thrust
11	76-6070	1	Rotating Kit	33	33-3720	1	Washer
13	104-0429	1	Plate-Valve	39	98-4635	1	Insert-Plate, Cam
15	76-6150	2	Pin-Dowel	42	74-9040	1	Coupler
16	105-3813	1	Endcover Sub ASM	43	120-5754	1	Seal Kit
16:1	94-6368	1	Bearing	43:1		2	O-Ring ■
16:2		1	Pin-Roll ■	43:2		2	O-Ring ■
18	74-9280	2	Plug ASM	43:3		1	Seal-Shaft ■
18:1		1	O-Ring ■	43:4		1	Gasket ■

● Not illustrated

■ Not serviced separately



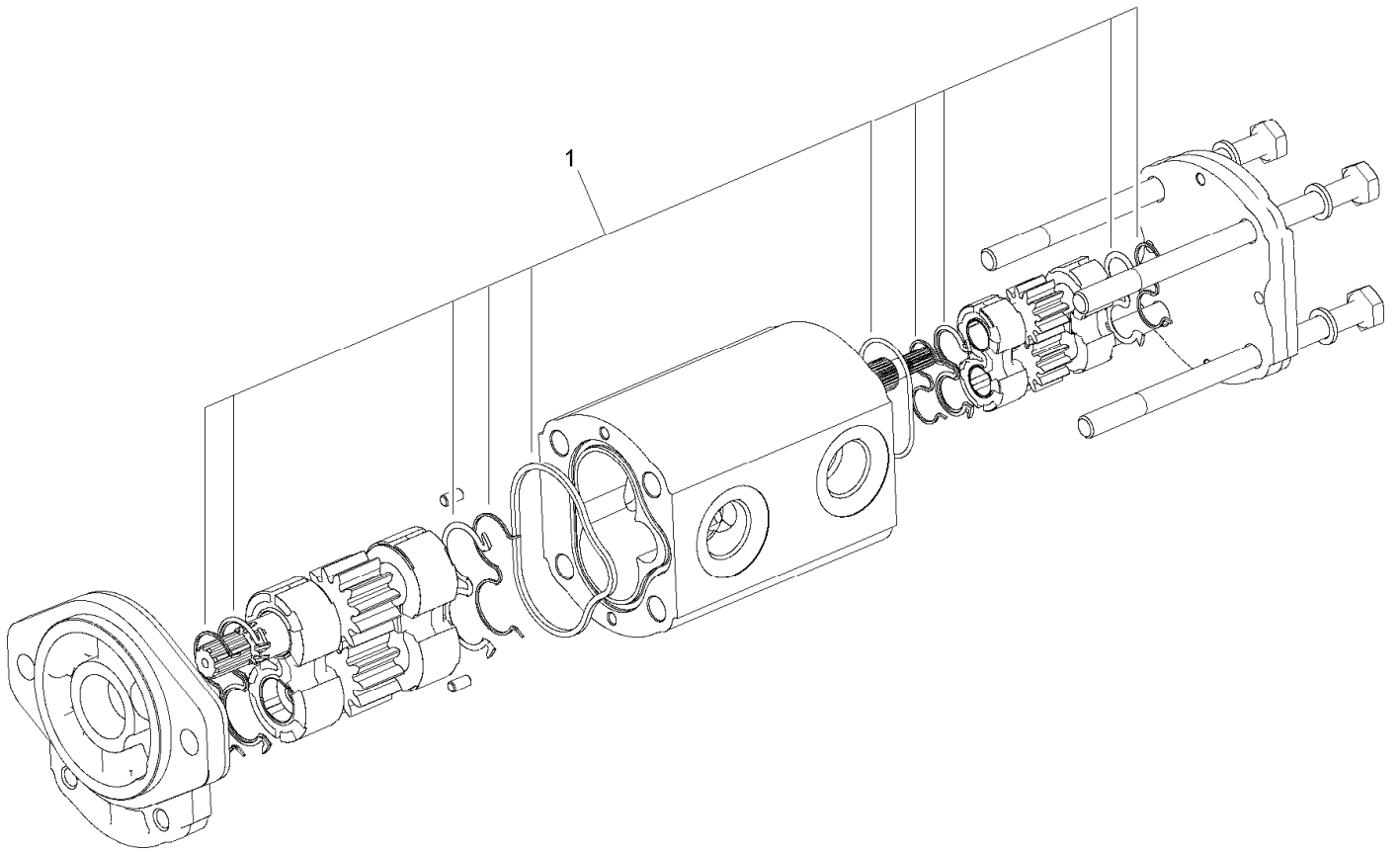
## Hydraulic Pump Assembly No. 104-4890 (continued)

Ref.	Part Number	Qty.	Description
43:5		1	Ring-Retaining ■
43:6		1	Seal-Shaft ■
43:7		1	O-Ring ■
43:8		5	O-Ring ■
43:9		1	Ring-Retaining ■

Ref.	Part Number	Qty.	Description
43:10		1	O-Ring ●■
43:11		1	O Ring-Molded ●■
43:12		2	Ring-Retaining ■
43:13		1	O-Ring ■●

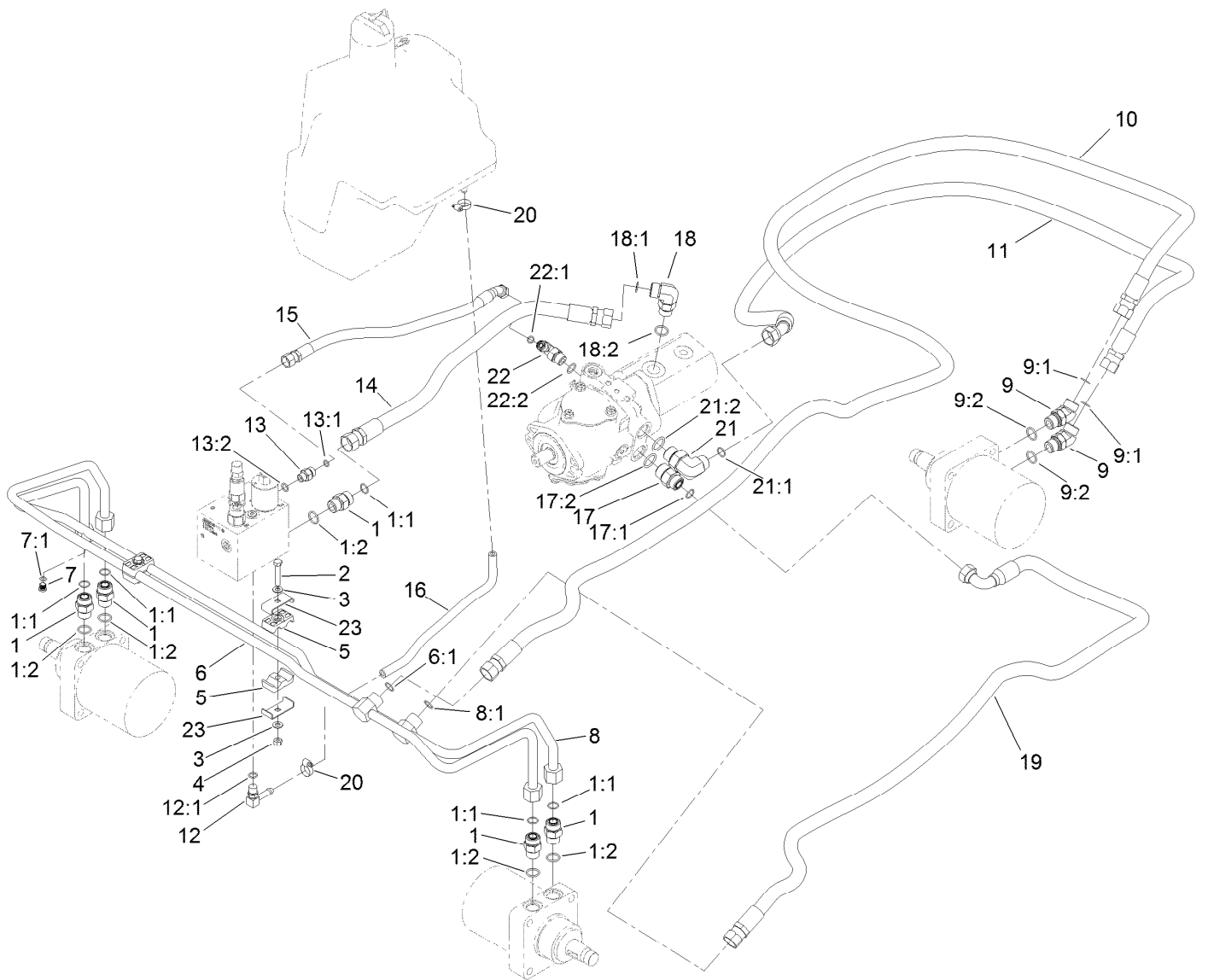
● Not illustrated

■ Not serviced separately



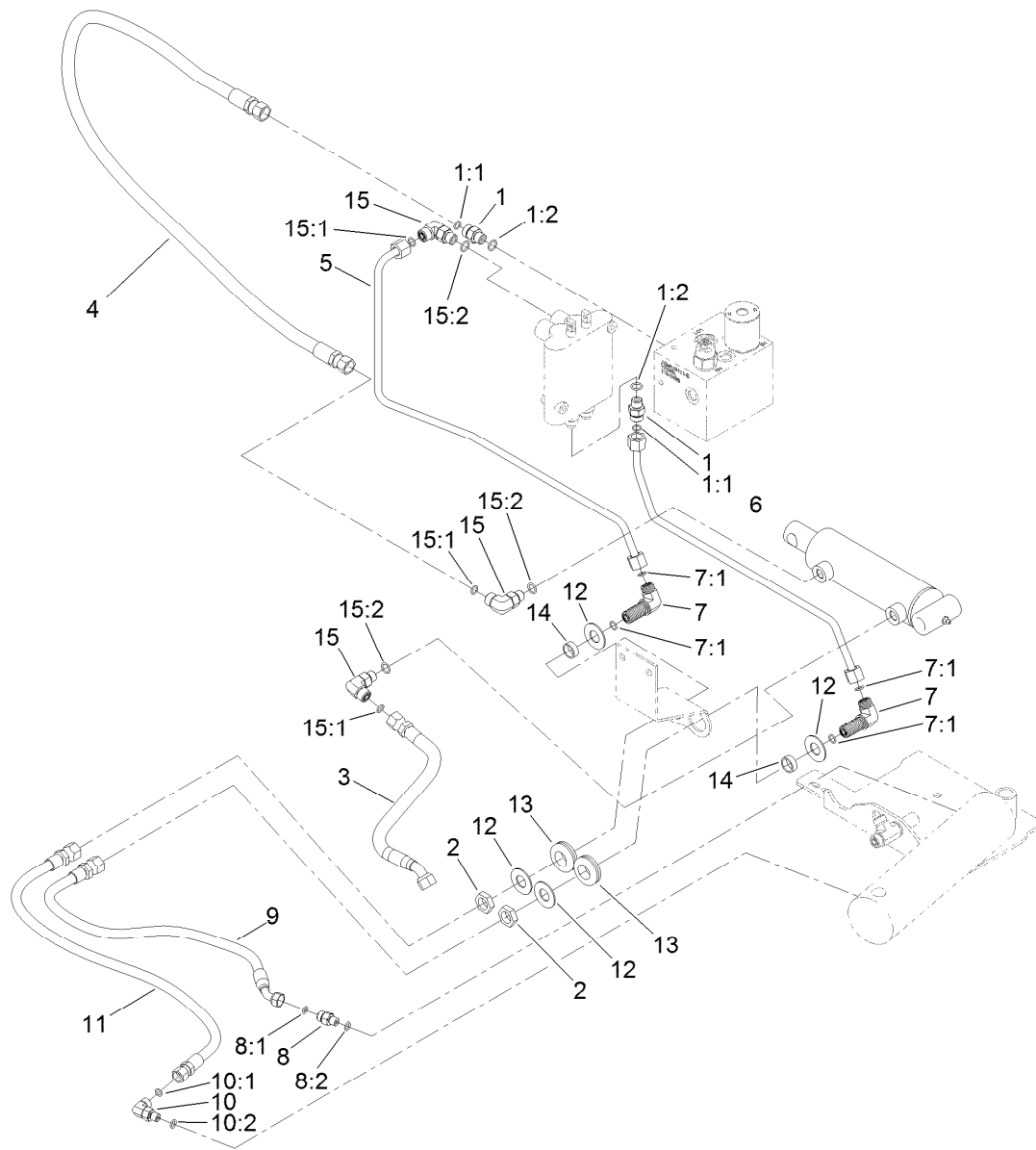
## Hydraulic Gear Pump Assembly No. 108-9036

<i>Ref.</i>	<i>Part Number</i>	<i>Qty.</i>	<i>Description</i>
1	110-8755	1	Seal Kit



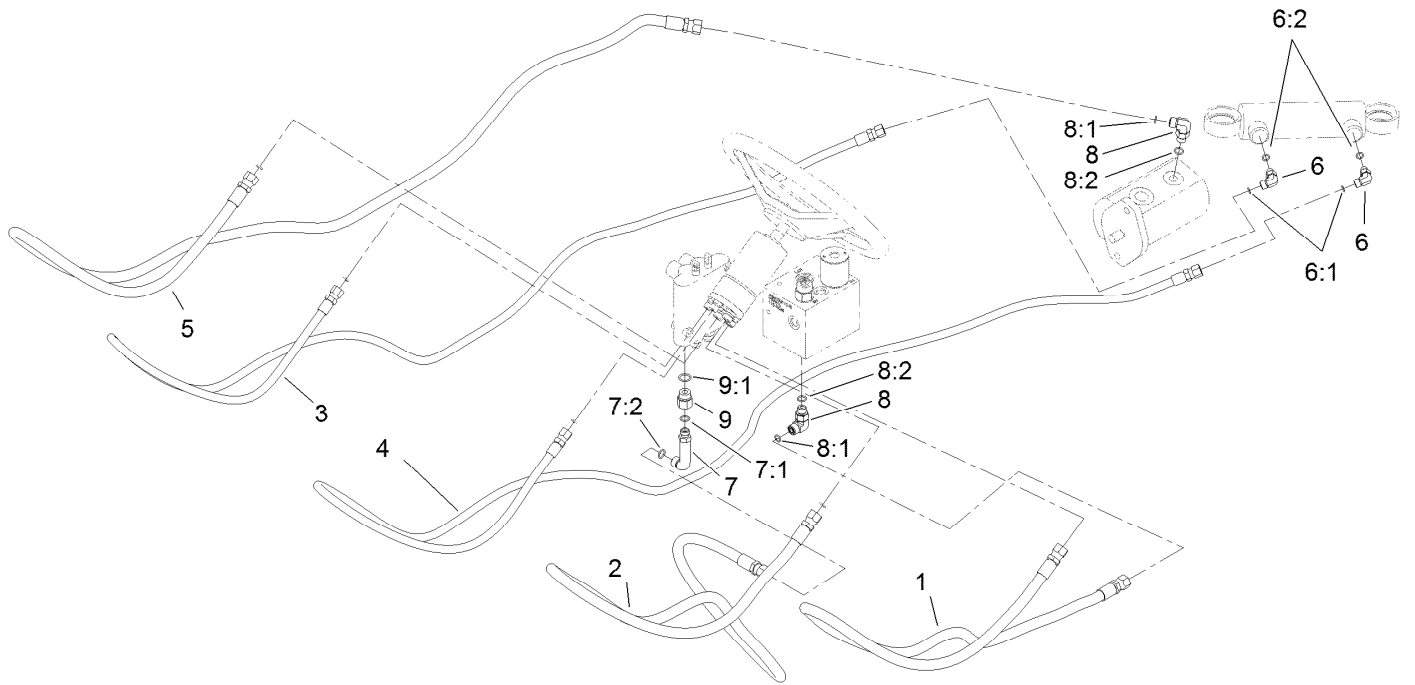
## Traction Hydraulic Assembly

Ref.	Part Number	Qty.	Description	Ref.	Part Number	Qty.	Description
1	340-7	5	Fitting-Straight	13:1	237-22	1	O-Ring
1:1	237-65	1	O-Ring	13:2	237-42	1	O-Ring
1:2	237-80	1	O-Ring	14	104-0488	1	Hose-HYD
2	322-9	2	Screw-HH	15	92-7595	1	Hose-HYD
3	3256-23	4	Washer-Plain	16	80-7342	1	Hose-HYD
4	3296-29	2	Nut-Lock, NI	17	340-8	1	Fitting-Straight
5	56-7971	4	Clamp-Tube	17:1	237-65	1	O-Ring
6	95-8783	1	Tube ASM	17:2	237-81	1	O-Ring
6:1	237-65	1	O-Ring	18	340-17	1	Fitting-Elbow, 90 DEG
7	353-990	1	Plug ASM	18:1	237-65	1	O-Ring
7:1	237-78	1	O-Ring	18:2	237-80	1	O-Ring
8	95-8784	1	Tube ASM	19	105-1214	1	Hose-HYD
8:1	237-65	1	O-Ring	20	2412-36	1	Clamp-Hose
9	340-14	2	Fitting-HYD, 45 DEG	21	340-139	1	Fitting-Elbow 90
9:1	237-65	1	O-Ring	21:1	237-81	1	O-Ring
9:2	237-80	1	O-Ring	21:2	237-65	1	O-Ring
10	105-1213	1	Hose-HYD	22	340-18	1	Fitting-HYD, 90 DEG
11	105-1212	1	Hose-HYD	22:1	237-79	1	O-Ring
12	100-4887	1	Fitting-Elbow, 90	22:2	237-22	1	O-Ring
12:1	237-42	1	O-Ring	23	119-1419	4	Plate-Clamp
13	340-2	1	Fitting-Straight				



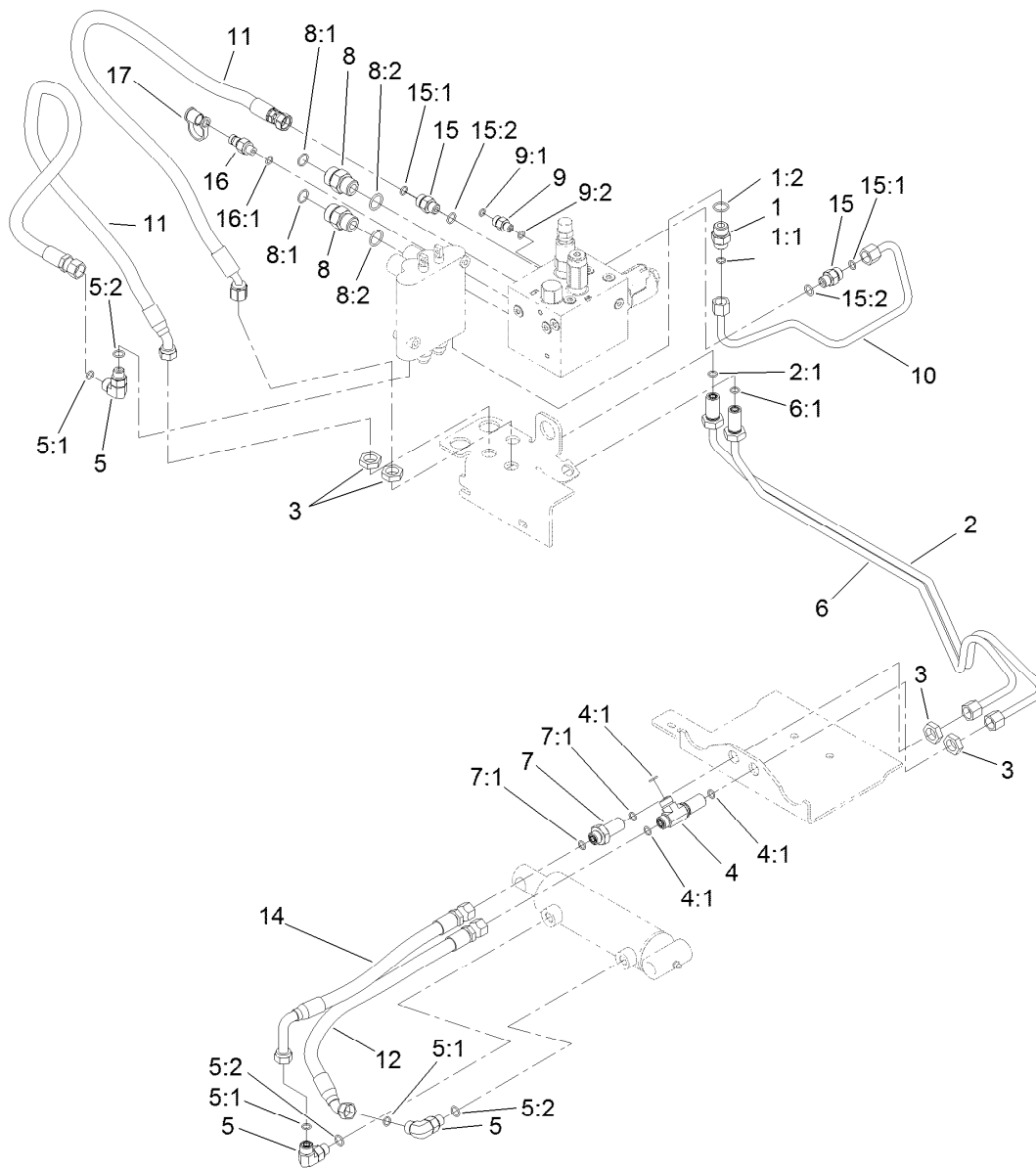
## Lift Hydraulic Assembly

<i>Ref.</i>	<i>Part Number</i>	<i>Qty.</i>	<i>Description</i>	<i>Ref.</i>	<i>Part Number</i>	<i>Qty.</i>	<i>Description</i>
1	340-2	2	Fitting-Straight	8:2	237-21	1	O-Ring
1:1	237-22	1	O-Ring	9	95-8838	1	Hose-HYD
1:2	237-42	1	O-Ring	10	340-132	1	Fitting-Elbow, 90 DEG
2	340-70	2	Nut-Lock	10:1	237-78	1	O-Ring
3	104-0407	1	Hose-HYD	10:2	237-21	1	O-Ring
4	100-4891	1	Hose-HYD	11	95-8839	1	Hose-HYD
5	95-8790	1	Tube-HYD	12	69-8940	4	Washer
6	95-8791	1	Tube-HYD	13	240-4	2	Grommet-Rubber
7	340-154	2	Union-Bulkhead	14	69-8970	2	Spacer
7:1	237-22	2	O-Ring	15	340-77	3	Fitting-Elbow, 90 DEG
8	85-9720	1	Fitting-STR, Orifice	15:1	237-22	1	O-Ring
8:1	237-78	1	O-Ring	15:2	237-42	1	O-Ring



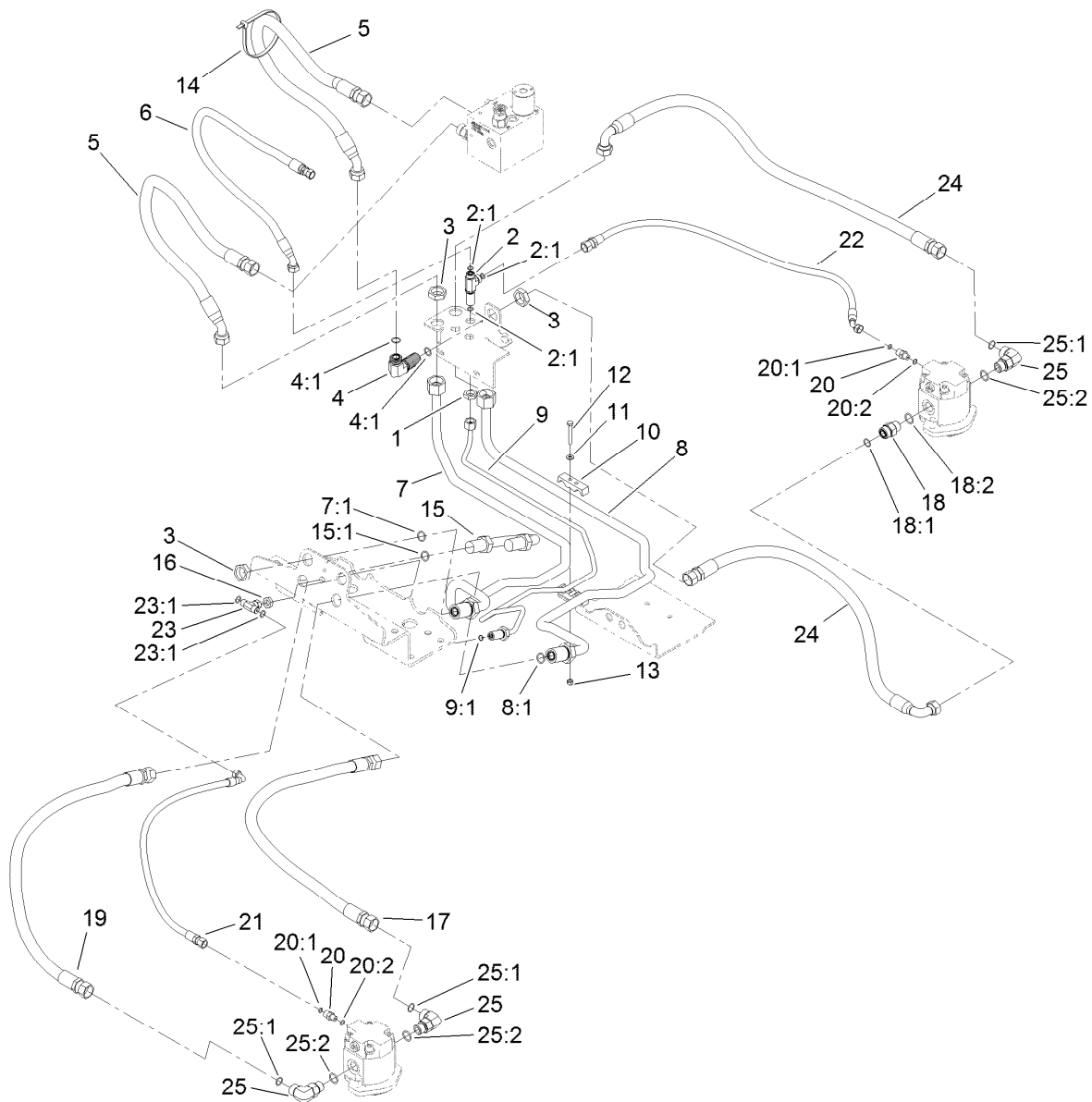
## Steering Hydraulic Assembly

<i>Ref.</i>	<i>Part Number</i>	<i>Qty.</i>	<i>Description</i>	<i>Ref.</i>	<i>Part Number</i>	<i>Qty.</i>	<i>Description</i>
1	95-8842	1	Hose-HYD	7	69-4320	1	Fitting-HYD, 90 DEG
2	95-8843	1	Hose-HYD	7:1	237-22	1	O-Ring
3	100-4892	1	Hose-HYD	7:2	237-42	1	O-Ring
4	100-4893	1	Hose-HYD	8	340-77	2	Fitting-Elbow, 90 DEG
5	95-8846	1	Hose-HYD	8:1	237-22	1	O-Ring
6	340-132	2	Fitting-Elbow, 90 DEG	8:2	237-42	1	O-Ring
6:1	237-78	1	O-Ring	9	353-397	1	Reducer-Adaptor
6:2	237-21	1	O-Ring	9:1	237-79	1	O-Ring



## Sidewinder Hydraulic Assembly

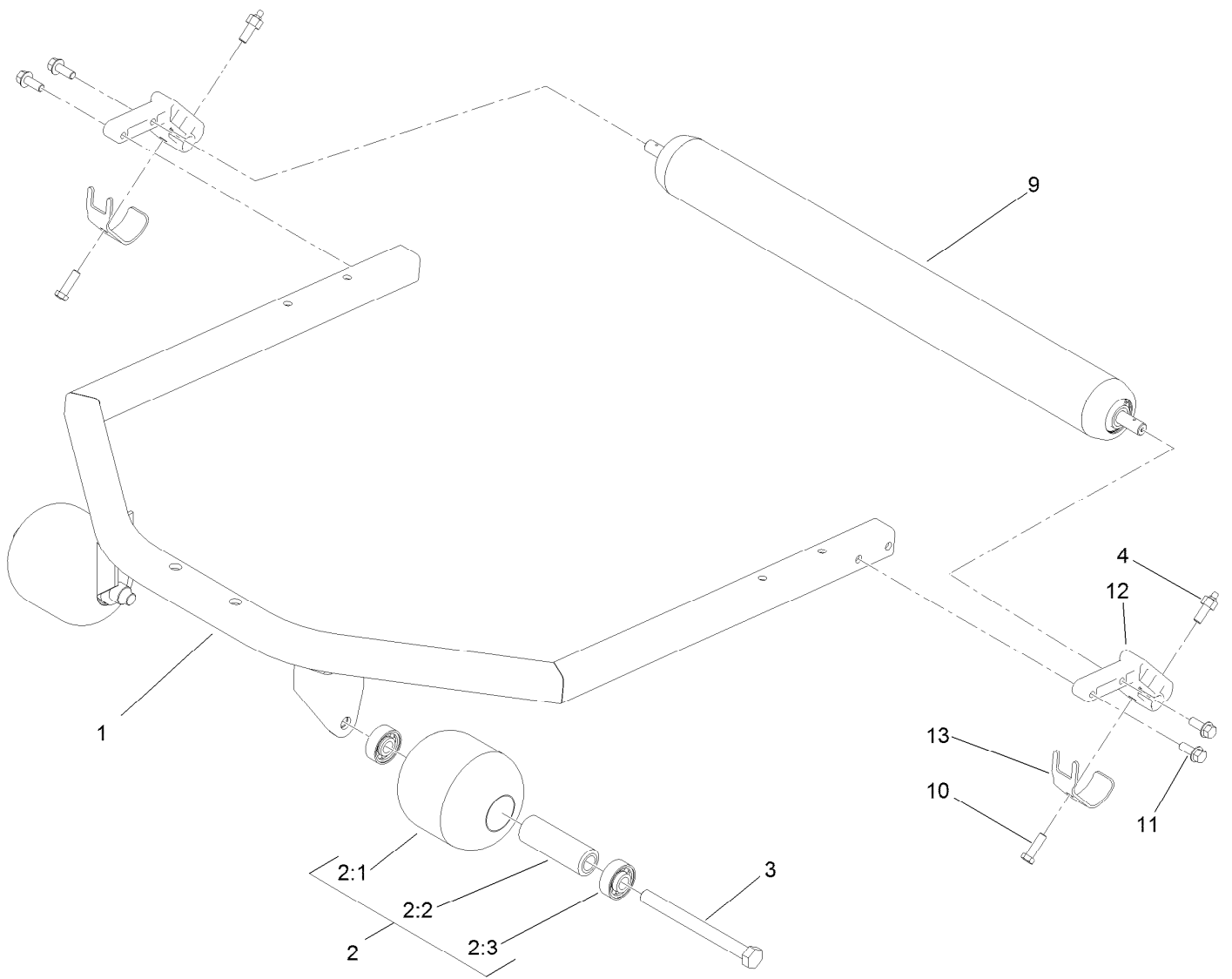
Ref.	Part Number	Qty.	Description	Ref.	Part Number	Qty.	Description
1	340-3	1	Fitting-Straight	8:1	237-65	1	O-Ring
1:1	237-22	1	O-Ring	8:2	237-80	1	O-Ring
1:2	237-79	1	O-Ring	9	340-92	1	Fitting-Straight
2	104-0402	1	Tube-HYD	9:1	237-78	1	O-Ring
2:1	237-22	1	O-Ring	9:2	237-21	1	O-Ring
3	340-70	4	Nut-Lock	10	100-4827	1	Tube-HYD
4	340-68	1	Fitting-Tee, Bulkhead	11	95-8822	2	Hose-HYD
4:1	237-22	3	O-Ring	12	104-0405	1	Hose-HYD
5	340-77	3	Fitting-Elbow, 90 DEG	14	104-0406	1	Hose-HYD
5:1	237-22	1	O-Ring	15	340-2	2	Fitting-Straight
5:2	237-42	1	O-Ring	15:1	237-22	1	O-Ring
6	104-0403	1	Tube ASM	15:2	237-42	1	O-Ring
6:1	237-22	1	O-Ring	16	354-77	1	Fitting-Quick
7	340-71	1	Fitting-Straight, Bulkhead	16:1	237-78	1	O-Ring
7:1	237-22	2	O-Ring	17	354-79	1	Cap-Dust
8	340-7	2	Fitting-Straight				



## Mow Hydraulic Assembly

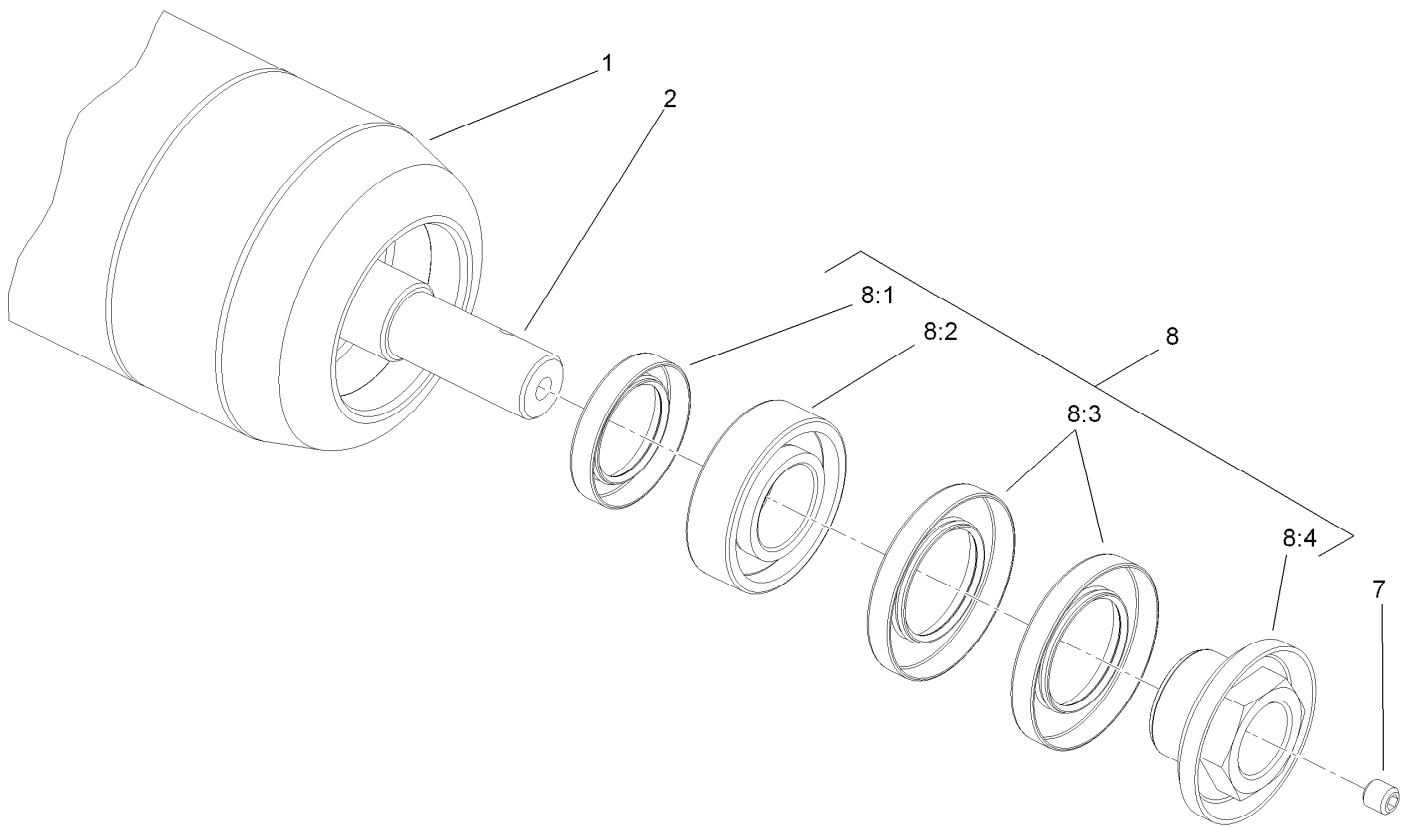
Ref.	Part Number	Qty.	Description	Ref.	Part Number	Qty.	Description
1	340-70	1	Nut-Lock	15	99-3640	1	Tube ASM
2	340-68	1	Fitting-Tee, Bulkhead	15:1	237-65	2	O-Ring
2:1	237-22	3	O-Ring	16	340-78	1	Nut-Lock
3	340-74	7	Nut-Lock, Bulkhead	17	105-1216	2	Hose-HYD
4	340-72	1	Fitting-Bulkhead, 90 DEG	18	340-7	1	Fitting-Straight
4:1	237-65	2	O-Ring	18:1	237-65	1	O-Ring
5	100-4879	2	Hose-HYD	18:2	237-80	1	O-Ring
6	115-3411	1	Hose-HYD	19	105-1215	2	Hose-HYD
7	104-0401	1	Tube ASM	20	340-92	3	Fitting-Straight
7:1	237-65	2	O-Ring	20:1	237-78	1	O-Ring
8	104-0400	1	Tube ASM	20:2	237-21	1	O-Ring
8:1	237-65	2	O-Ring	21	104-1080	2	Hose-HYD
9	104-0404	1	Tube ASM	22	100-4876	1	Hose-HYD
9:1	237-21	1	O-Ring	23	99-3477	1	Fitting-Tee
10	99-3641	2	Clamp-Tube	23:1	237-42	2	O-Ring
11	3256-22	4	Washer-Flat	24	100-4880	2	Hose-HYD
12	321-11	2	Screw-HH	25	340-17	5	Fitting-Elbow, 90 DEG
13	3296-42	2	Nut-Lock, NI	25:1	237-65	1	O-Ring
14	3334-945	2	Tie-Cable	25:2	237-80	1	O-Ring





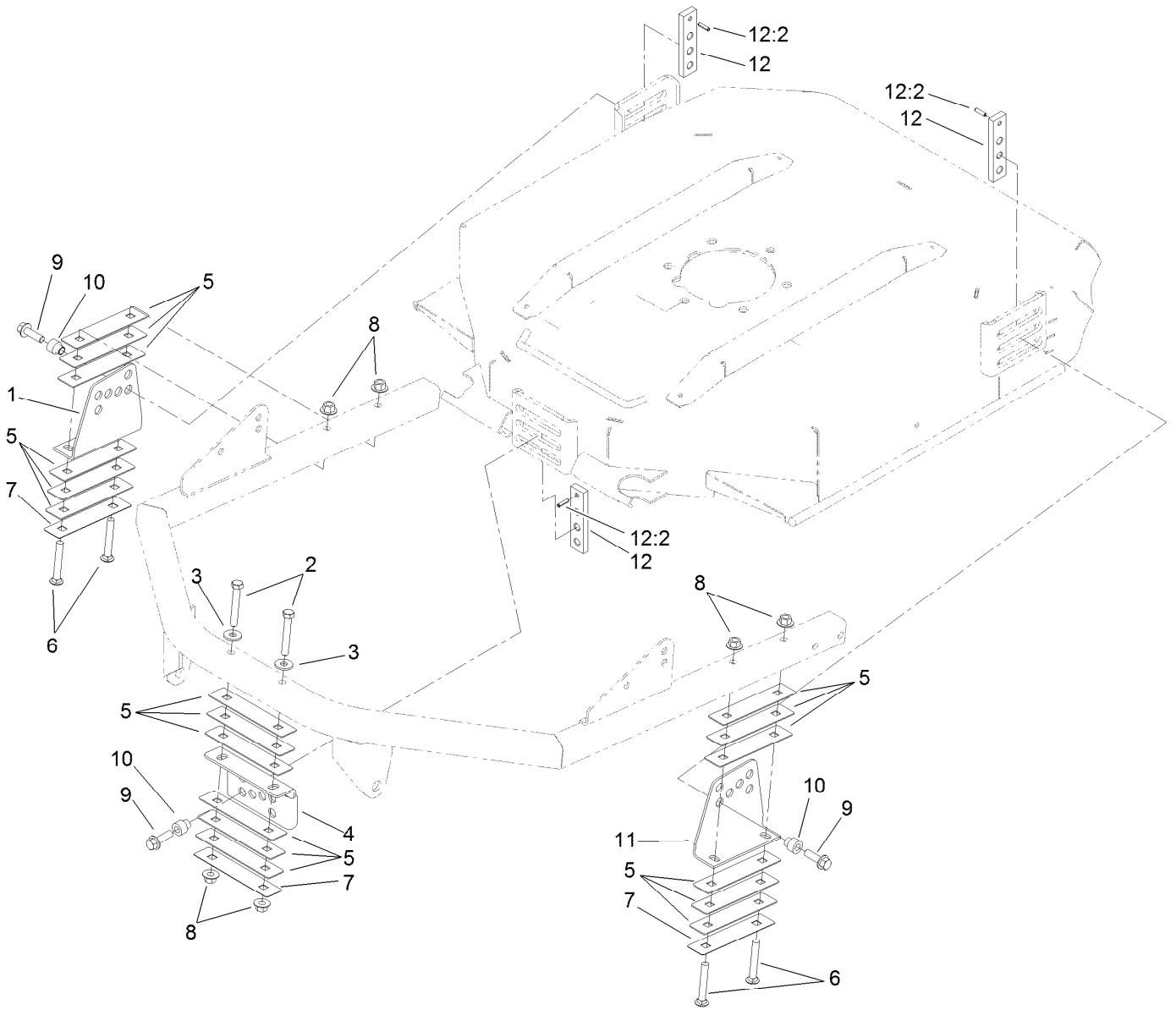
## Roller and Carrier Frame Assembly

<i>Ref.</i>	<i>Part Number</i>	<i>Qty.</i>	<i>Description</i>
1	100-5780-03	1	Frame-Deck
2	115-3418	2	Roller ASM
2:1	104-1093	1	Roller
2:2	100-5762	1	Spacer-Bearing
2:3	120-3366	2	Bearing
3	327-15	2	Screw-HH
4	127-6422	2	Screw-Grease, Roller
9	112-5265	1	Roller ASM
10	323-7	2	Screw-HH
11	3234-11	4	Screw-HHF
12	112-5268	2	Mount-Roller
13	107-7816	2	Bracket-Skid



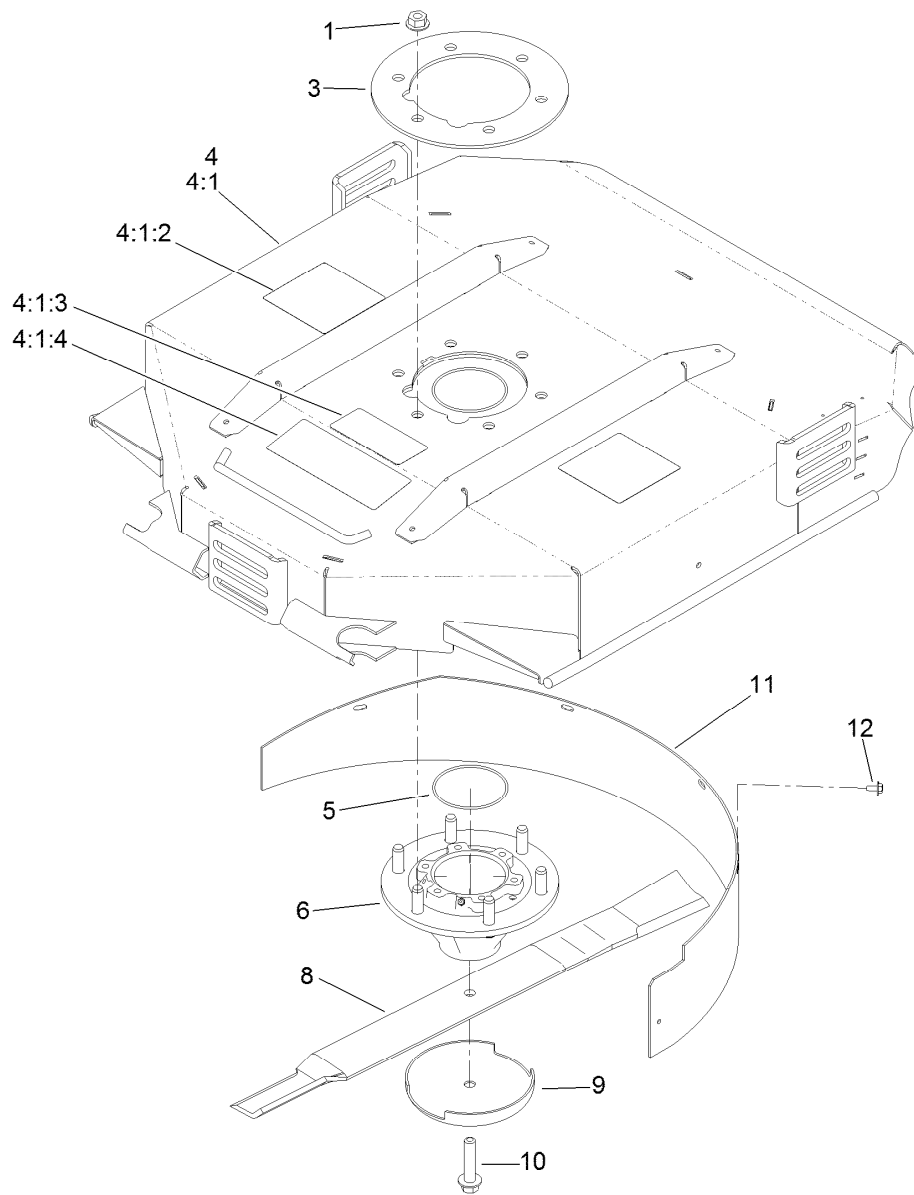
## Roller Assembly No. 112-5265

<i>Ref.</i>	<i>Part Number</i>	<i>Qty.</i>	<i>Description</i>
1	112-5274-03	1	Tube ASM
2	117-5100	1	Shaft-Roller, Rear
7	108-0989	2	Screw-Set
8	114-5430	1	Roller Rebuild Kit
8:1	114-3717	2	Seal-Oil
8:2	112-5290	2	Bearing-Steel, Stainless
8:3	112-7494	4	Seal
8:4	114-3745	2	Nut-Lock, Bearing



## Height-of-Cut Bracket Assembly

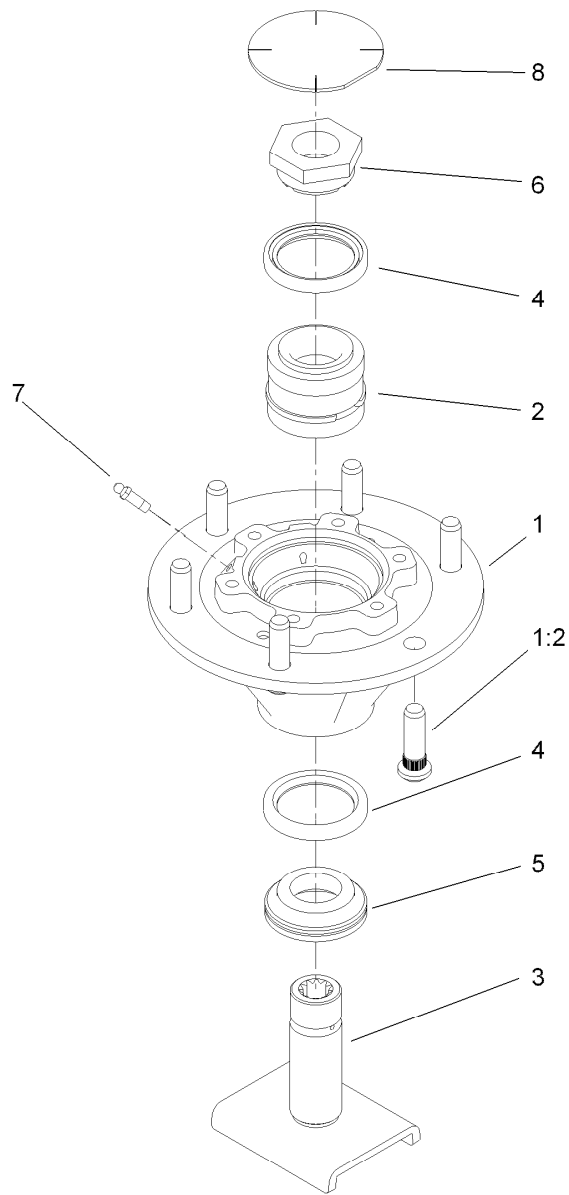
Ref.	Part Number	Qty.	Description
1	100-5797-03	1	Bracket-HOC, RH
2	323-12	2	Screw-HH
3	80-6990	2	Washer-Hardened
4	104-1052-03	1	Bracket-HOC, Front
5	100-5799	18	Shim-HOC, .060 Inch
6	3231-9	4	Screw-CARR
7	104-4641	3	Shim-HOC, .030 Inch
8	32128-43	6	Nut-Flange
9	3234-24	3	Screw-HHF
10	121-3575	3	Spacer-HOC
11	104-4624-03	1	Bracket-HOC, LH
12	105-9225	3	HOC Plate ASM
12:2	32121-3	1	Pin-Spring



## Chamber, Blade and Spindle Assembly

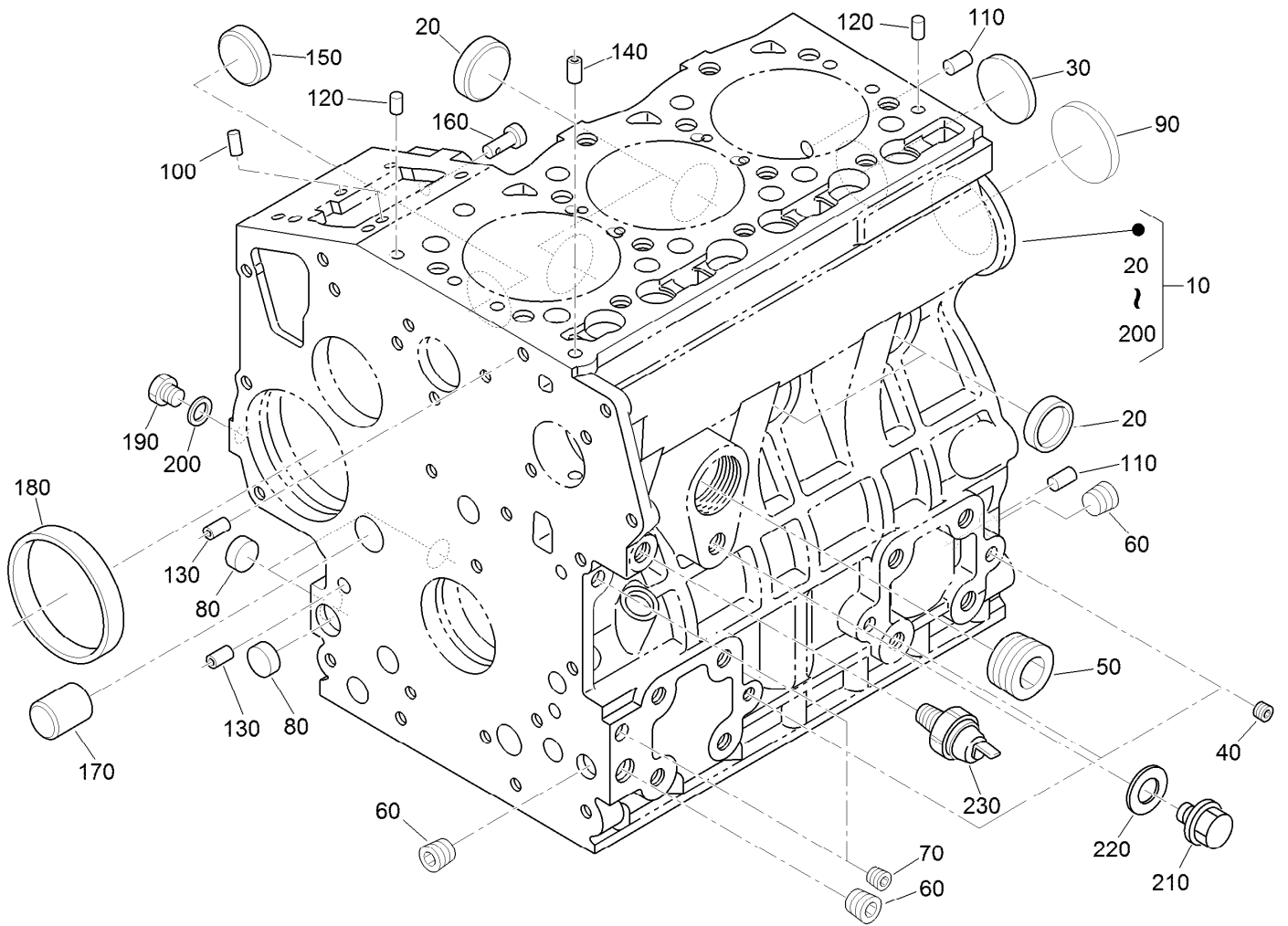
Ref.	Part Number	Qty.	Description
1	32128-39	6	Nut-HHF
3	104-1051-03	1	Plate-Spindle
4	127-6389	1	Deck Chamber Service ASM
4:1		1	Chamber ASM ●
4:1:2	117-4764	2	Decal-Danger
4:1:3	93-7818	1	Decal-Torque, Blade Bolt
4:1:4	121-3627	1	Decal-Height Of Cut
5	237-161	1	O-Ring
6	115-3435	1	Spindle ASM
8	107-0235-03	1	Blade-Atomic
8	108-9026-03	1	Blade-Combo
9	72-9361	1	Cup-Scalp, Anti
10	92-5816	1	Bolt-Blade
11	108-9025-01	1	Baffle-Mulching
12	46-8560	5	Screw-HHFTF

● Not serviced separately



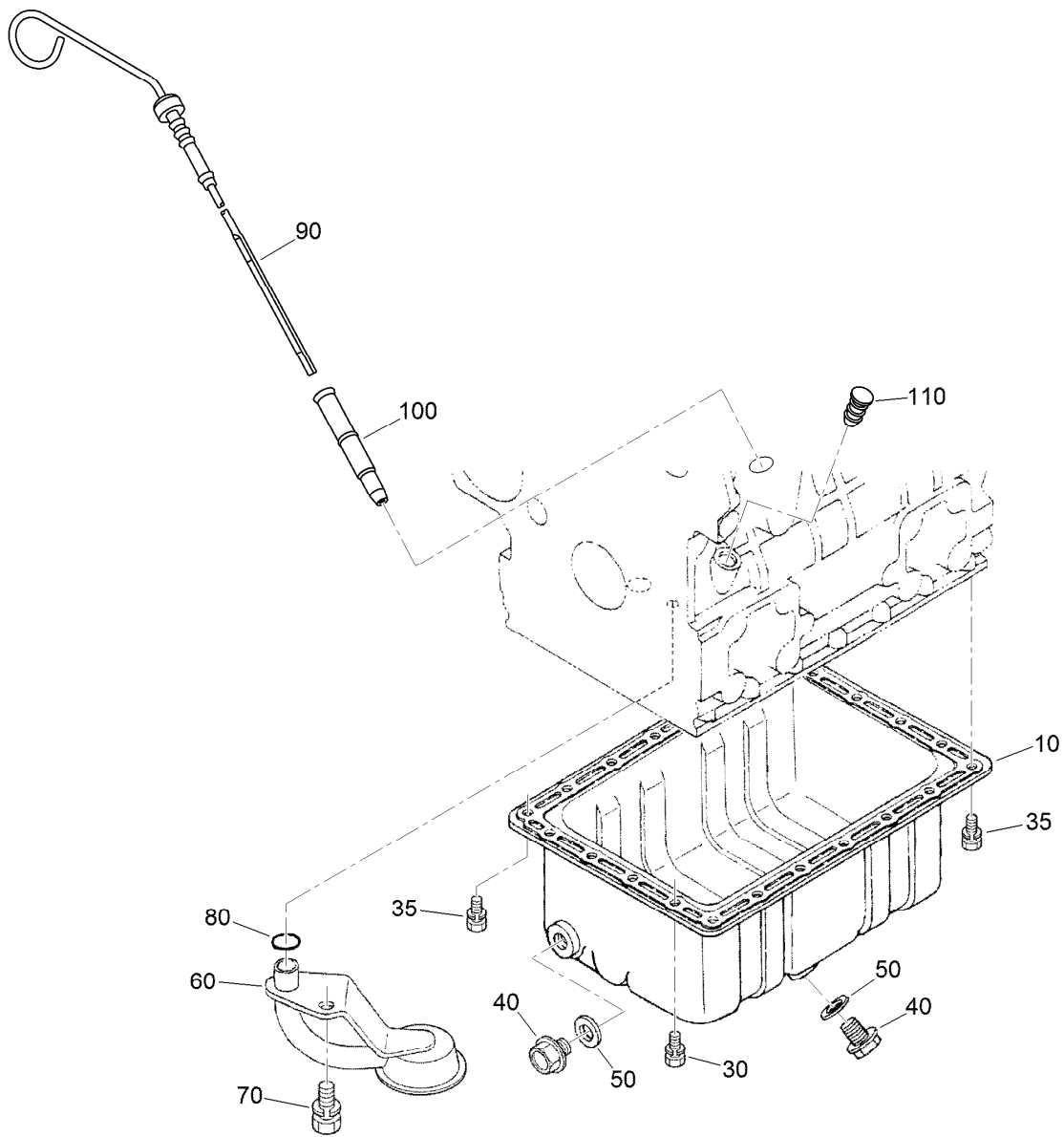
## Spindle Assembly No. 115-3435

<i>Ref.</i>	<i>Part Number</i>	<i>Qty.</i>	<i>Description</i>
1	115-3434	1	Spindle
1:2	10-6830	6	Stud-Type, Drive
2	100-5703	1	Spacer And Bearing ASM
3	100-5705	1	Spindle Shaft ASM
4	253-154	2	Seal-Oil
5	69-6950	1	Spacer-Shaft, Spindle
6	100-5709	1	Nut-Spindle, Spcl
7	302-62	2	Fitting-Grease
8	94-2703	1	Plug



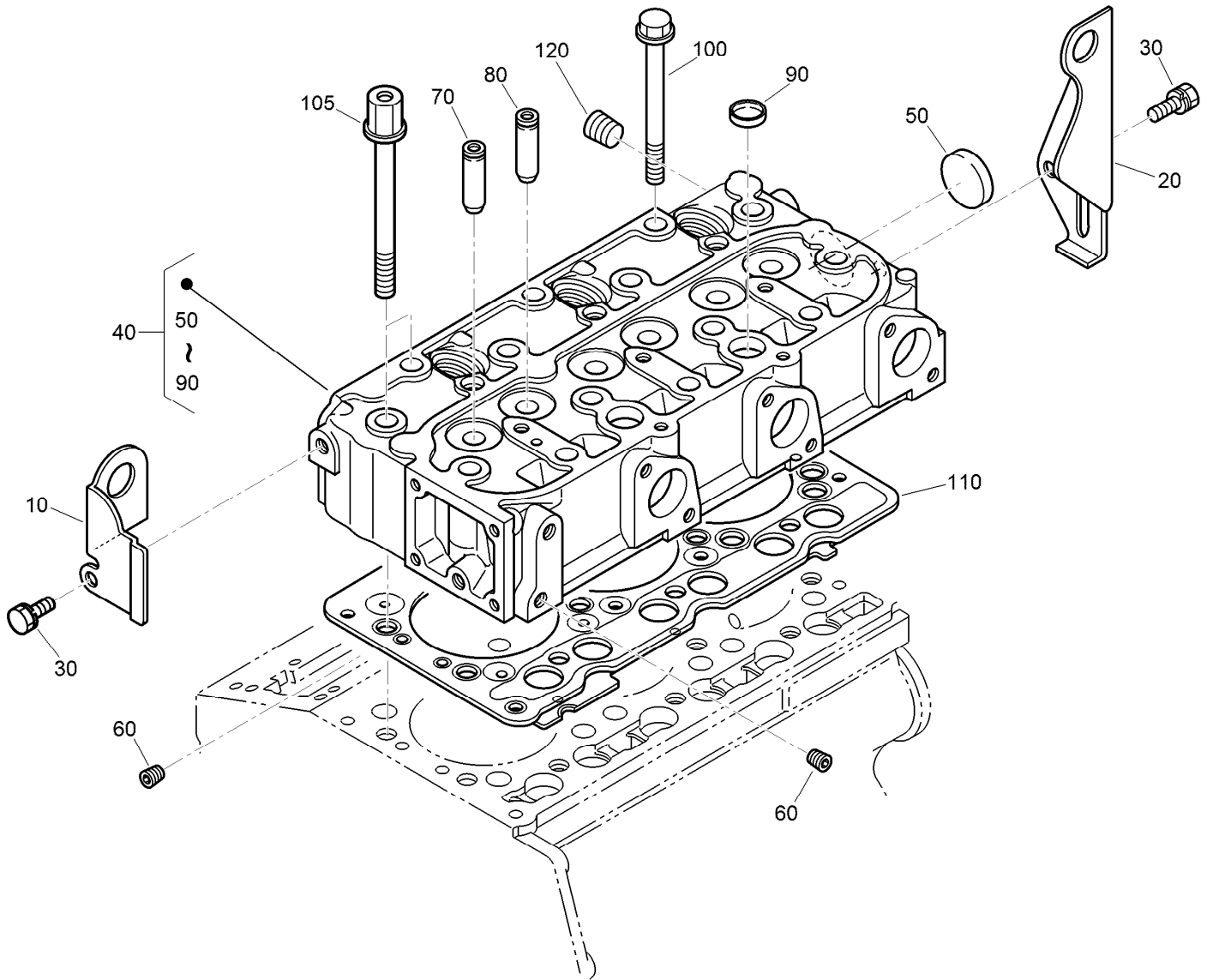
## Crankcase Assembly

<i>Ref.</i>	<i>Part Number</i>	<i>Qty.</i>	<i>Description</i>	<i>Ref.</i>	<i>Part Number</i>	<i>Qty.</i>	<i>Description</i>
10	115-3443	1	Crankcase ASM	130	98-9387	2	Pin-Pipe
20	98-9398	4	Cap-Sealing	140	98-9539	1	Pin-Pipe
30	98-7539	1	Cap-Sealing	150	98-9599	1	Plug
40	98-9687	3	Plug	160	98-9630	1	Pin-Spring, Start
50	105-3779	1	Plug	170	98-9675	1	Plug
60	98-9597	3	Plug	180	98-9656	1	Bushing-Governor, Gear
70	98-7487	2	Plug	190	120-2559	1	Plug
80	98-9379	3	Plug-Expansion	200	98-7428	1	Gasket
90	98-9668	1	Plug-Expansion	210	99-3447	1	Plug
100	98-9375	2	Pin-Straight	220	106-7056	1	Gasket
110	98-9377	2	Pin-Straight	230	98-9416	1	Switch-Oil
120	98-9376	2	Pin-Straight				



## Oil Pan and Dipstick Assembly

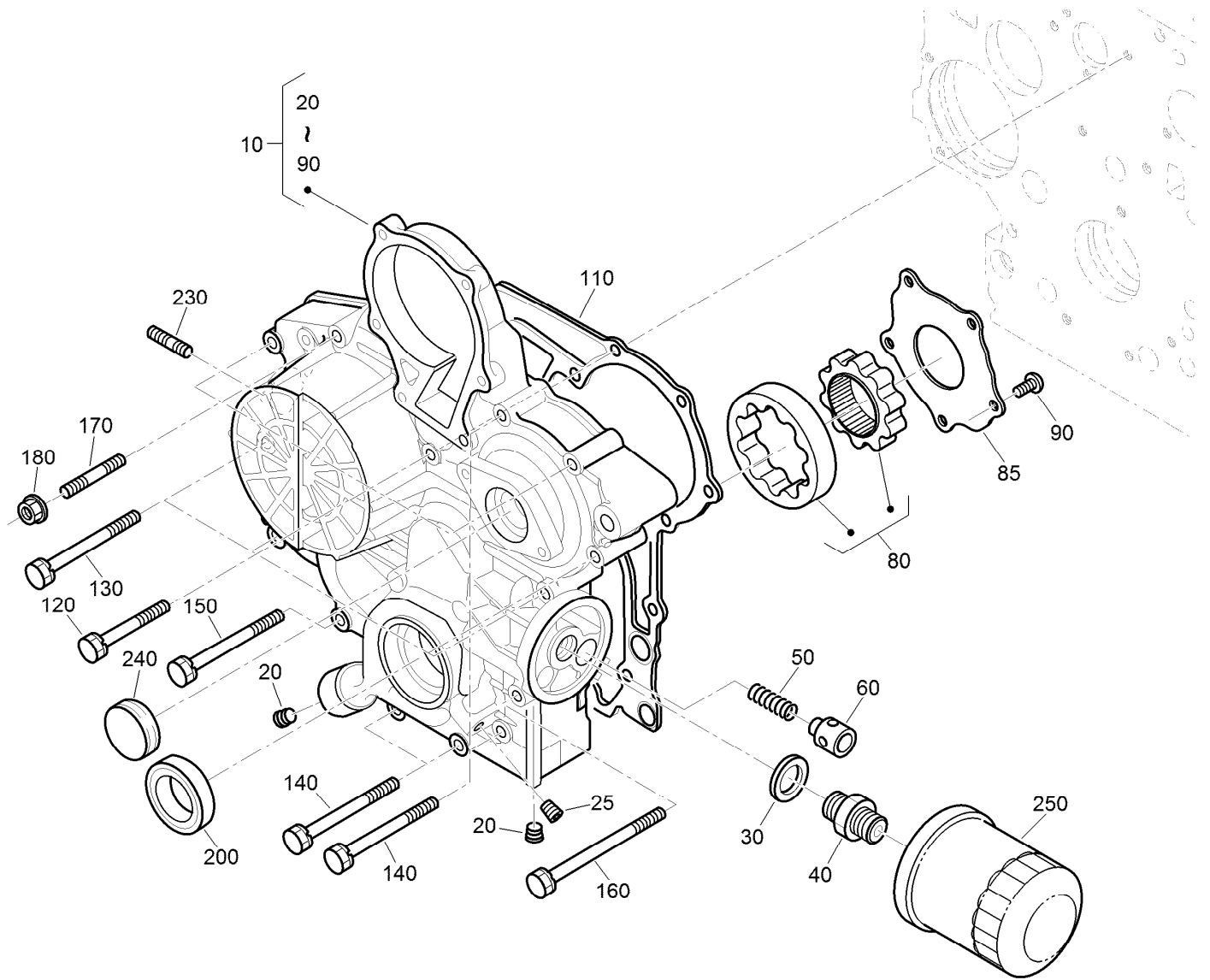
<i>Ref.</i>	<i>Part Number</i>	<i>Qty.</i>	<i>Description</i>
10	98-9685	1	Pan-Oil
30	98-9351	20	Bolt
35	98-9351	2	Bolt
40	114-8151	2	Plug-Drain
50	98-7524	2	Gasket
60	108-1401	1	Base-Filter
70	98-7526	1	Bolt
80	105-3776	1	O-Ring
90	104-9348	1	Gauge-Oil
100	105-4580	1	Guide-Gauge, Oil
110	110-3720	1	Plug-Gauge, Oil



## Cylinder Head Assembly

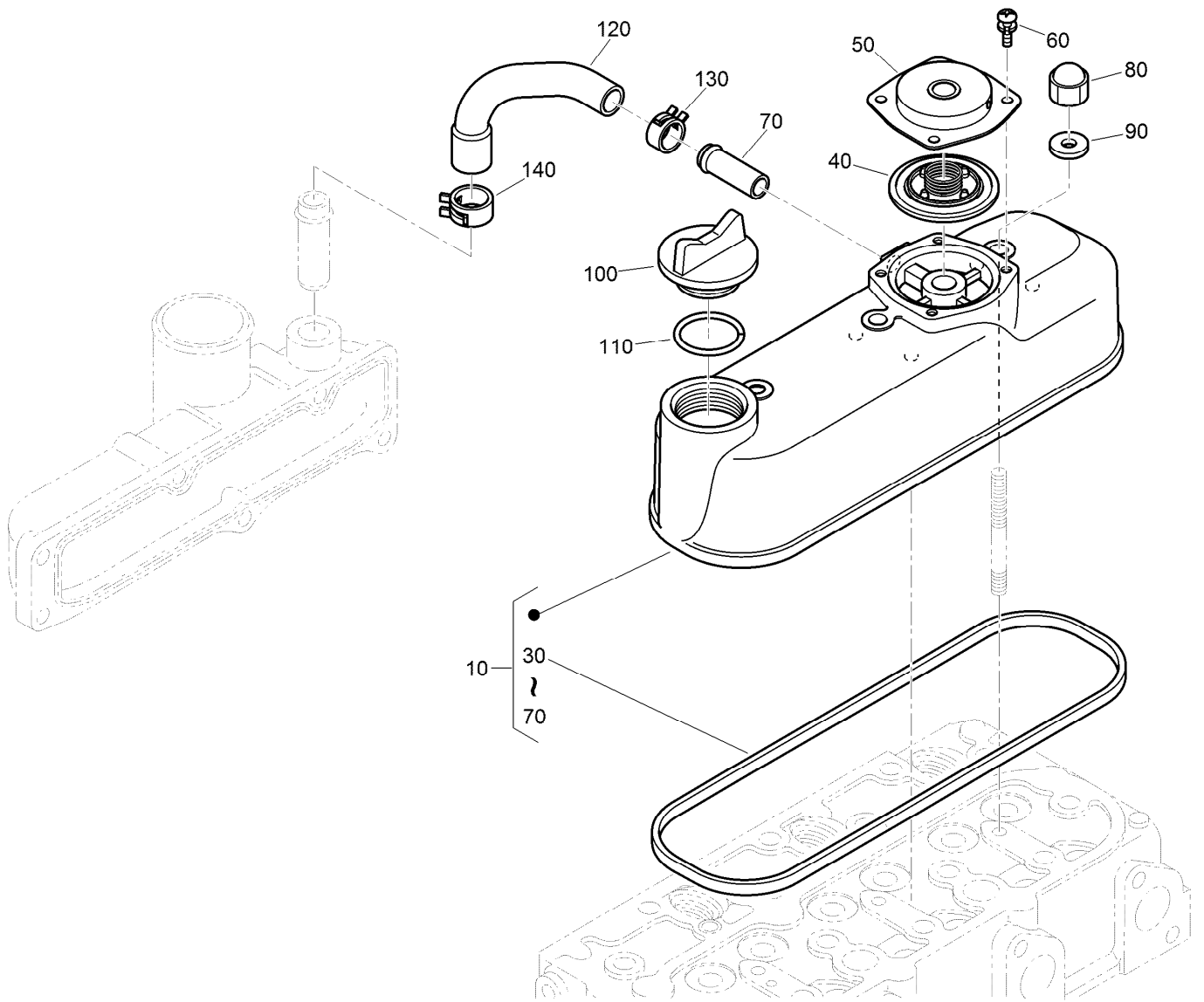
Ref.	Part Number	Qty.	Description
10	130-1231	1	Hook-Engine
20	98-9478	1	Hook-Engine
30	100-9195	2	Bolt
40	130-1544	1	Cylinder Head ASM
50	105-3705	1	Cap-Sealing
60	98-9687	2	Plug
70	107-9066	3	Guide-Valve, Inlet
80	107-9067	3	Guide-Valve, Exhaust
90	98-9389	2	Cap-Sealing
100	98-9479	12	Bolt-Head, Cylinder
105	98-9647	2	Bolt-Head, Cylinder
110	108-6573	1	Gasket-Head, Cylinder
120	98-9444	1	Plug





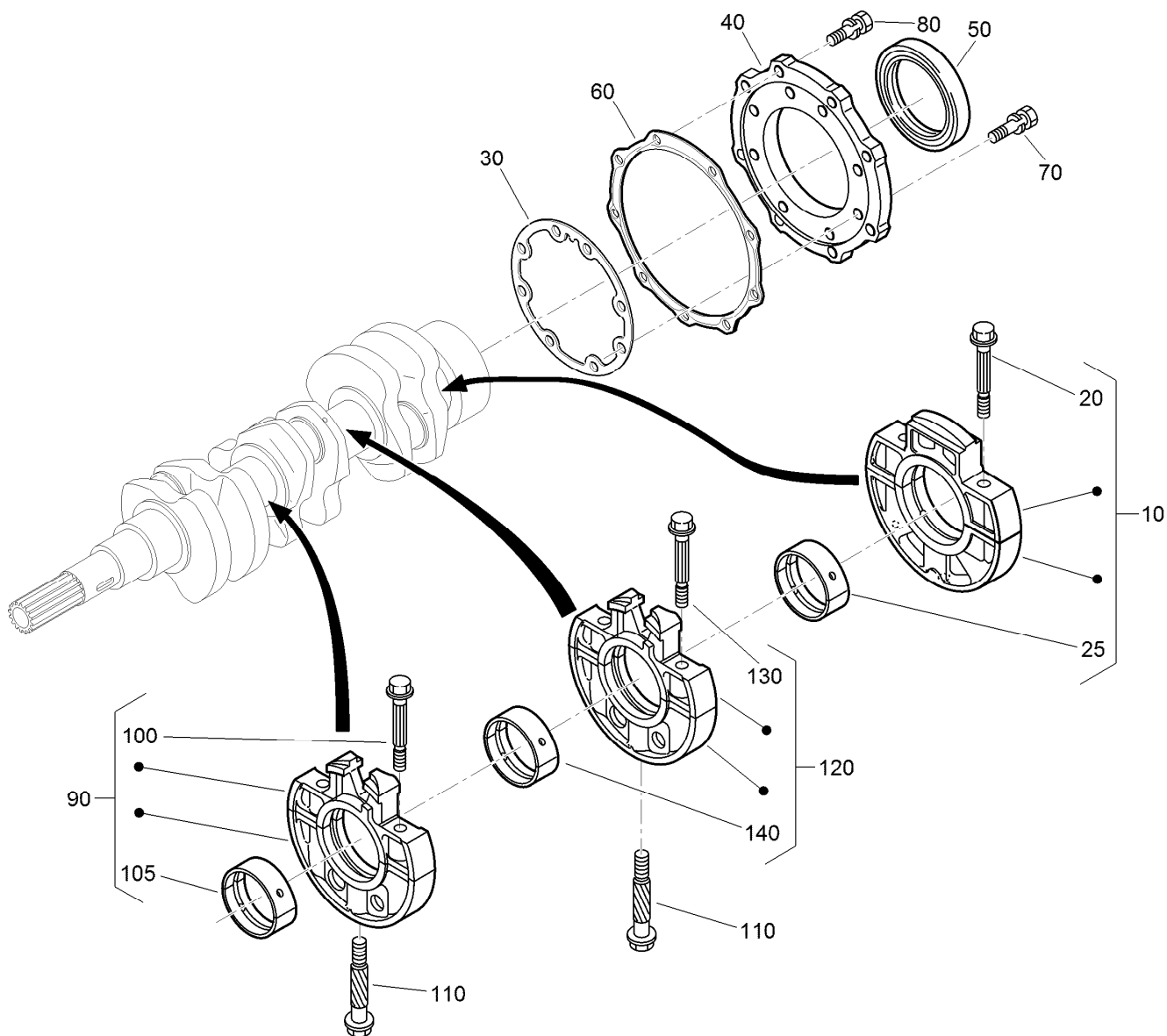
## Gear Case and Oil Filter Cartridge Assembly

Ref.	Part Number	Qty.	Description	Ref.	Part Number	Qty.	Description
10	115-4105	1	Gear Case ASM	120	100-1765	3	Bolt
20	127-0425	2	Plug	130	125-9063	4	Bolt-Sems
25	98-7487	1	Plug	140	98-9356	4	Bolt
30	98-7562	1	Washer-Plain	150	107-9074	1	Bolt
40	98-9388	1	Joint-Pipe	160	98-9586	1	Bolt
50	130-1511	1	Spring	170	105-3709	1	Stud
60	130-1510	1	Valve-Relief	180	100-2203	1	Nut-Flange
80	130-1508	1	Rotor ASM	200	119-8038	1	Seal-Oil
85	130-1509	1	Cover-Pump, Oil	230	105-3710	2	Stud
90	130-1164	5	Screw-Binding	240	99-3515	1	Plug-Gearcase
110	98-9633	1	Gasket-Case, Gear	250	108-3841	1	Filter-Oil



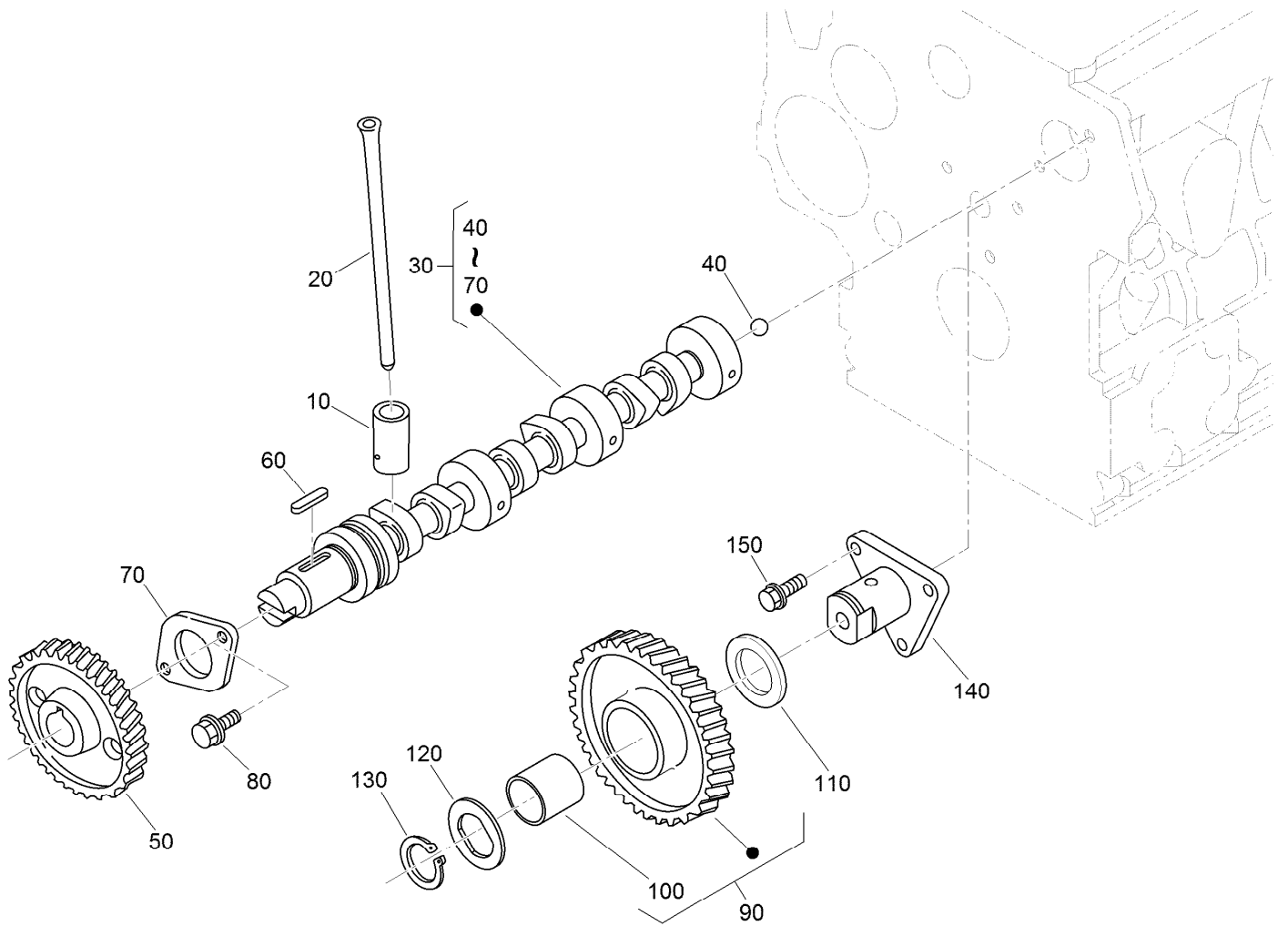
## Cylinder Head Cover Assembly

<i>Ref.</i>	<i>Part Number</i>	<i>Qty.</i>	<i>Description</i>
10	130-1372	1	Cylinder Head Cover ASM
30	98-9615	1	Gasket-Cover, Head
40	110-3715	1	Valve-Breather
50	110-3714	1	Cover-Breather
60	98-9364	4	Screw (With Washer)
70	98-7766	1	Pipe-Return, Water
80	98-9455	3	Nut-Cap
90	98-9454	3	Gasket
100	107-9075	1	Plug-Filler, Oil
110	99-3446	1	O-Ring
120	107-7836	1	Tube-Breather
130	108-2859	1	Clamp-Hose
140	108-2860	1	Clamp-Hose



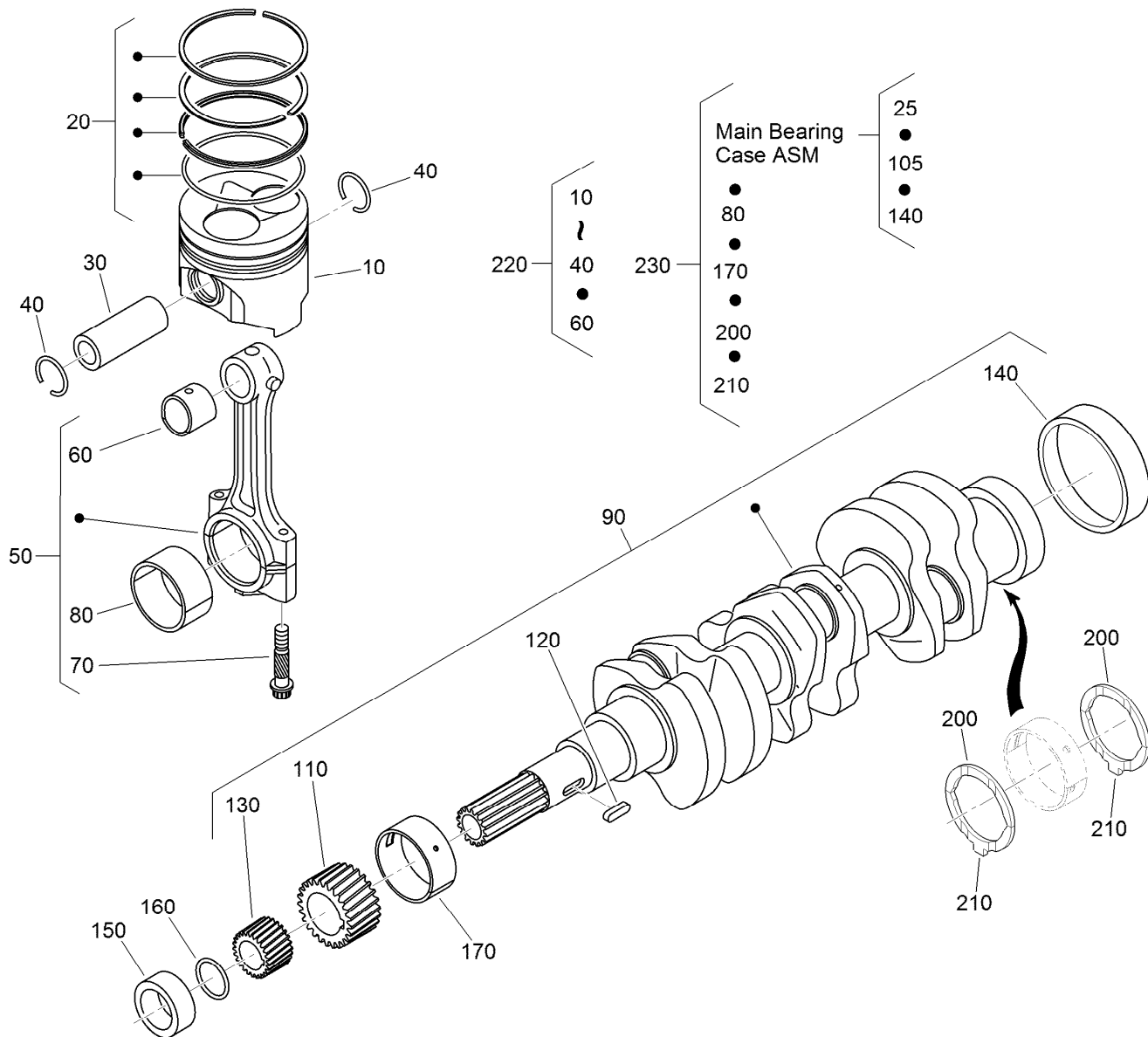
## Main Bearing Case Assembly

Ref.	Part Number	Qty.	Description	Ref.	Part Number	Qty.	Description
10	112-7026	1	Wheel Bearing Case ASM	90	115-4106	1	Main Bearing Case ASM
20	98-9484	2	Bolt-Case, Bearing	100	98-9484	2	Bolt-Case, Bearing
25	115-4121	1	Metal-Crankshaft (STD)	105	98-9524	1	Metal-Crankshaft (STD Set)
25	112-7039	1	Metal-Crankshaft (0.2Mm)	105	127-0433	1	Metal-Crankshaft (-0.2MM)
25	112-7040	1	Metal-Crankshaft (-0.4Mm)	105	98-9531	1	Bearing-Main (0.4MM)
30	127-0440	1	Gasket-Case, Bearing	110	98-9485	2	Bolt-Case, Bearing
40	112-7046	1	Cover-Case, Bearing	120	115-4107	1	Main Bearing Case ASM
50	112-0180	1	Seal-Oil	130	98-9484	2	Bolt-Case, Bearing
60	112-7037	1	Gasket-Cover, Case	140	98-9524	1	Metal-Crankshaft (STD Set)
70	127-0441	8	Bolt	140	127-0433	1	Metal-Crankshaft (-0.2MM)
80	127-0442	9	Bolt	140	98-9531	1	Bearing-Main (0.4MM)



## Camshaft and Idle Gear Shaft Assembly

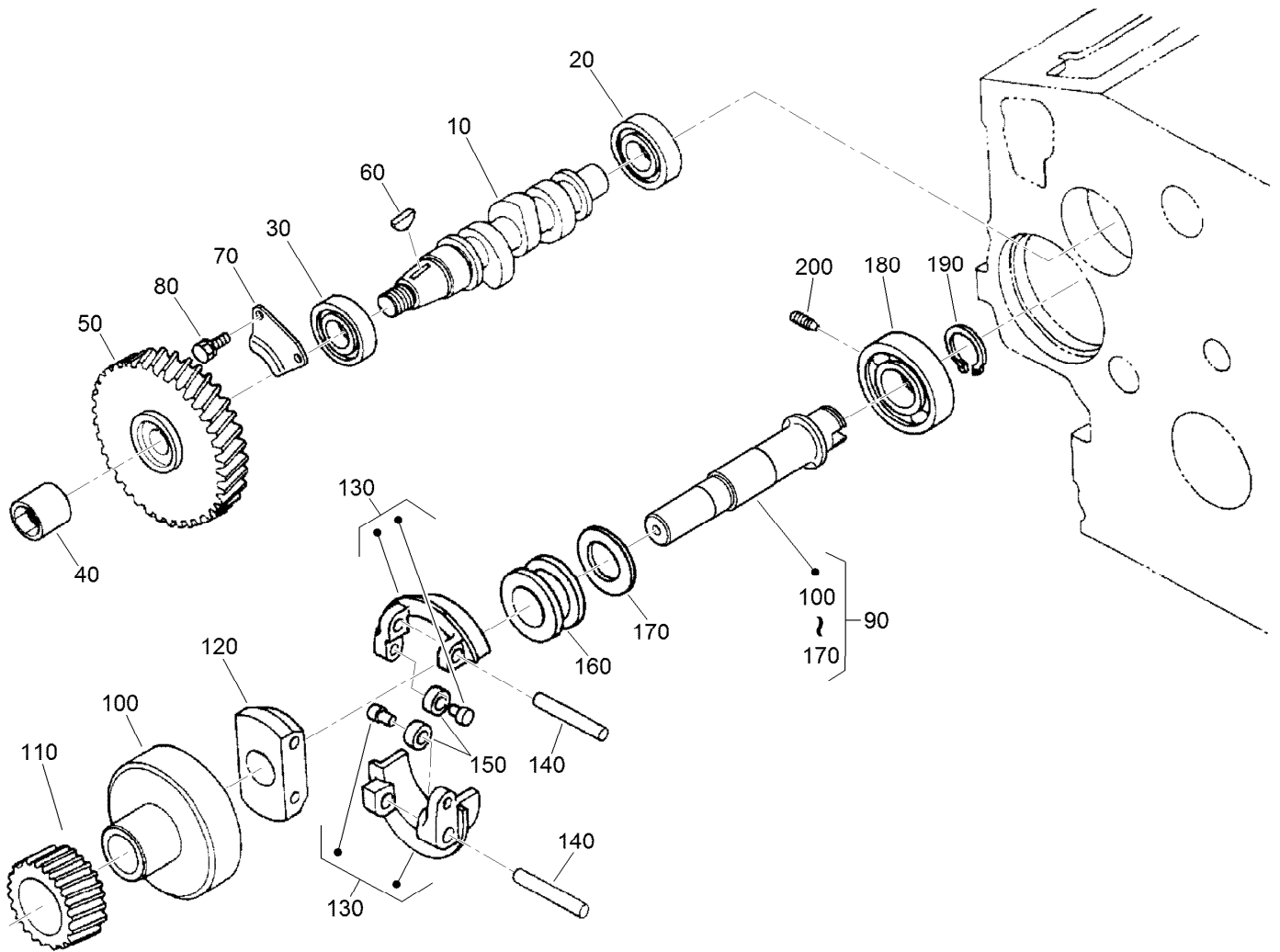
Ref.	Part Number	Qty.	Description
10	112-0185	6	Tappet
20	127-0421	6	Rod-Push
30	130-1545	1	Camshaft ASM
40	110-3729	1	Ball
50	98-9512	1	Gear-Cam
60	98-9378	1	Key-Feather
70	98-9510	1	Stopper-Camshaft
80	98-7692	2	Bolt
90	117-7584	1	Idler Gear ASM
100	117-7585	1	Bushing-Gear, Idle
110	98-9535	1	Collar-Gear, Idle
120	98-9536	1	Collar-Gear, Idle
130	98-9534	1	Circlip-Gear, Idle
140	98-9533	1	Shaft-Gear, Idle
150	98-7692	3	Bolt



## Piston and Crankshaft Assembly

Ref.	Part Number	Qty.	Description
10	130-1546	3	Piston (STD)
10	130-1549	3	Piston (+0.50MM)
20	130-1506	3	Piston Ring ASM (STD)
20	130-1507	3	Piston Ring ASM (+0.50MM)
30	98-9513	3	Pin-Piston
40	98-9514	6	Circlip-Pin, Piston
50	117-7586	3	Connecting Rod ASM
60	115-3014	3	Bushing-Pin, Piston
70	98-9517	6	Bolt-Rod, Connecting
80	98-9553	3	Bearing-Rod (STD)
80	98-9519	3	Bearing-Rod (-0.2MM)
80	117-7588	3	Metal-Crankpin (-0.4MM)
90	130-1375	1	Crankshaft ASM
110	117-7561	1	Gear-Crankshaft
120	98-9666	1	Key
130	127-0445	1	Gear-Drive, Oil Pump
140	98-9522	1	Sleeve-Crankshaft
150	127-0444	1	Collar-Crankshaft

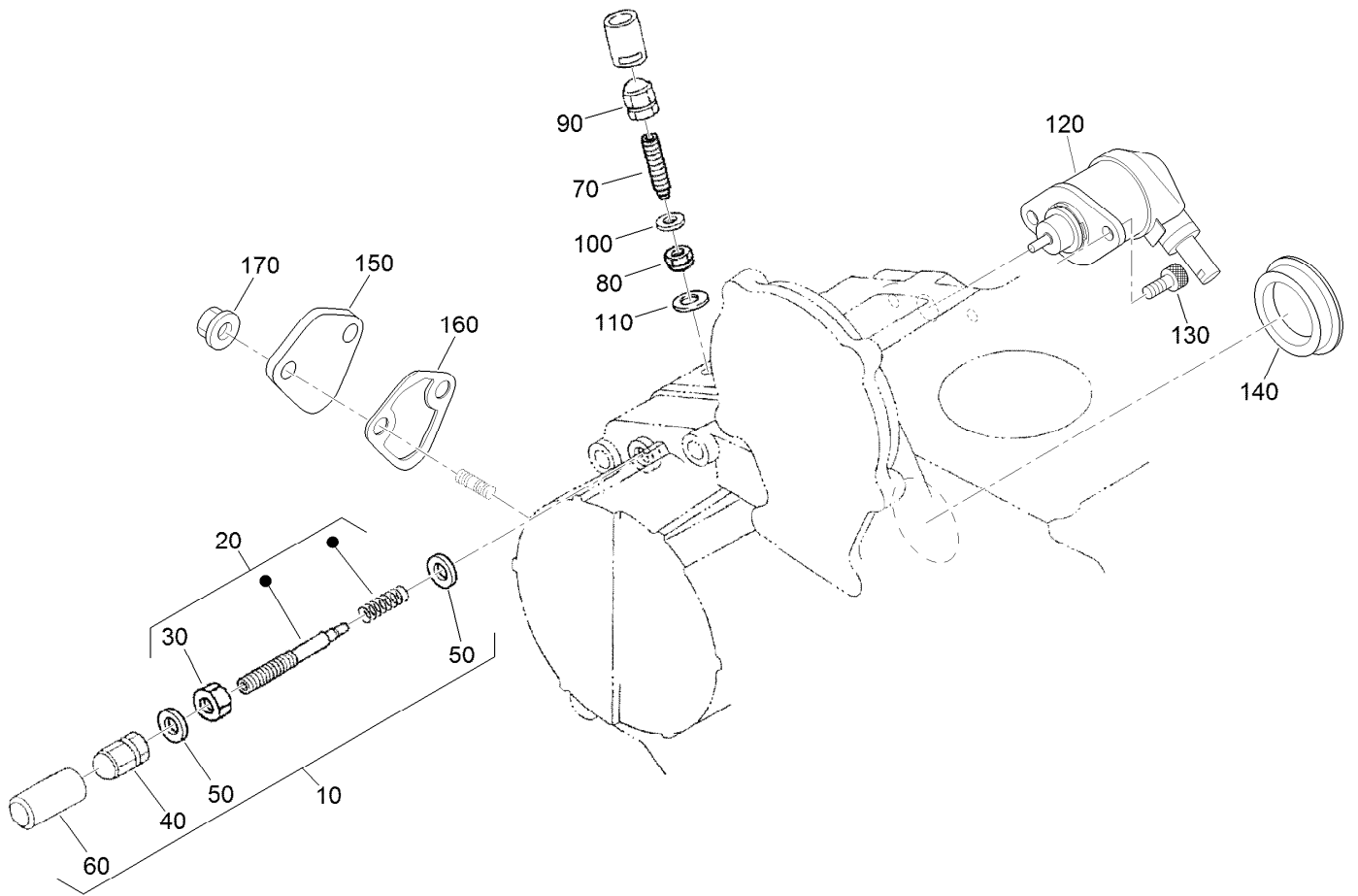
Ref.	Part Number	Qty.	Description
160	105-3783	1	O-Ring
170	112-7005	1	Bearing-Main (STD)
170	98-9528	1	Bearing-Main (-0.2MM)
170	130-1274	1	Metal-Crankshaft (-0.40Mm)
200	98-9413	2	Bearing-Thrust (STD)
200	127-0416	2	Metal-Side (+0.2Mm)
200	127-0417	2	Metal-Side (+0.40Mm)
210	98-9688	2	Bearing-Thrust (STD)
210	127-0437	2	Metal-Side (+0.2MM)
210	127-0438	2	Metal-Side (+0.40MM)
220	130-1547	3	Piston Kit
220	130-1548	3	Piston Kit
230	130-1501	1	Engine Metal Kit (STD)
230	130-1498	1	Engine Metal Kit (-0.20Mm/+0.20Mm)
230	130-1499	1	Engine Metal Kit (-0.40Mm/+0.40Mm)



## Fuel Camshaft and Governor Shaft Assembly

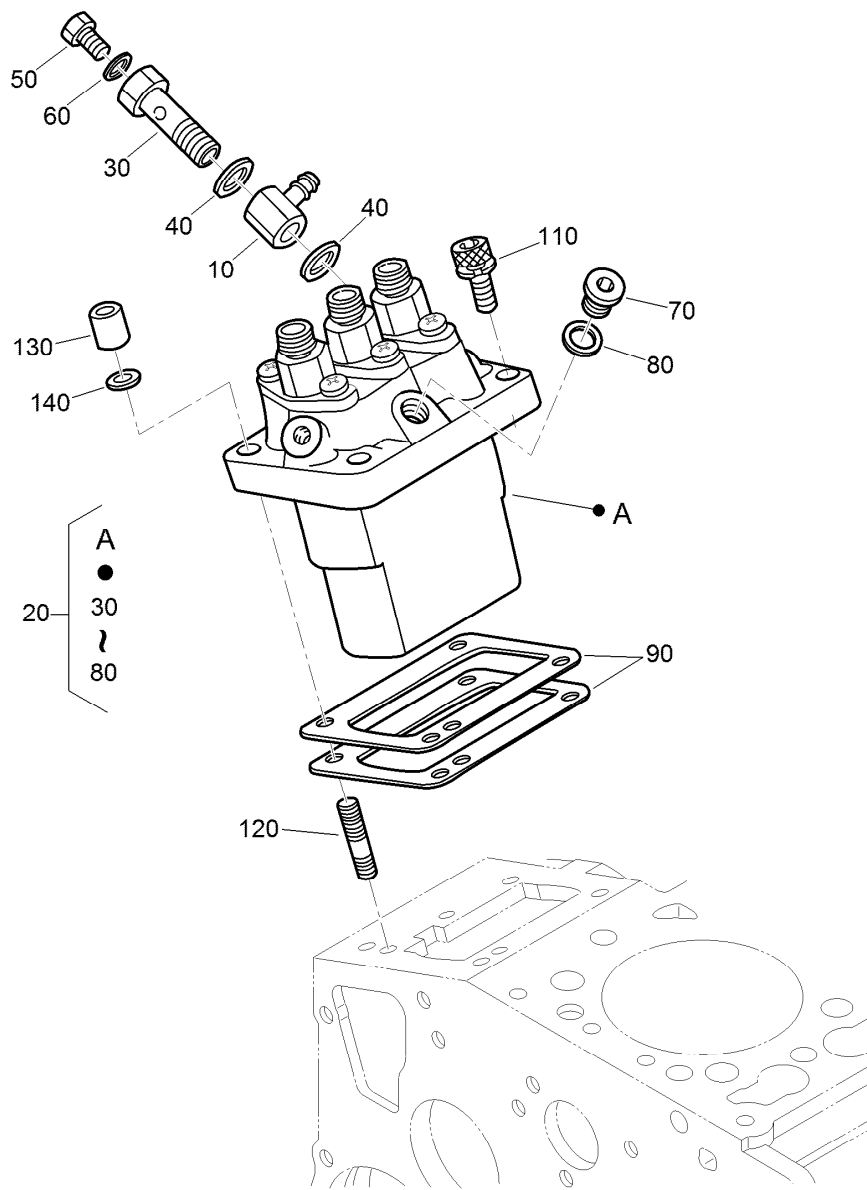
Ref.	Part Number	Qty.	Description
10	98-9459	1	Camshaft-Fuel
20	107-9077	1	Bearing-Ball
30	107-9078	1	Bearing-Ball
40	130-1512	1	Nut
50	120-2562	1	Gear-Pump, Injection
60	98-9595	1	Key-Woodruff
70	98-9511	1	Stopper-Fuel, Camshaft
80	98-7692	2	Bolt
90	130-1255	1	Governor Shaft ASM
100	98-9562	1	Holder-Gear, Governor

Ref.	Part Number	Qty.	Description
110	98-9673	1	Gear-Governor
120	98-9561	1	Holder-Weight, Governor
130	130-1240	2	Governor Weight ASM
140	98-9560	2	Shaft-Weight, Governor
150	98-9692	2	Roller
160	98-9563	1	Sleeve-Governor
170	98-9564	1	Washer-Thrust
180	107-9079	1	Bearing-Ball
190	98-9657	1	Circlip-Shaft, Governor
200	98-9565	1	Screw-Set



## Idle Apparatus and Stop Solenoid Assembly

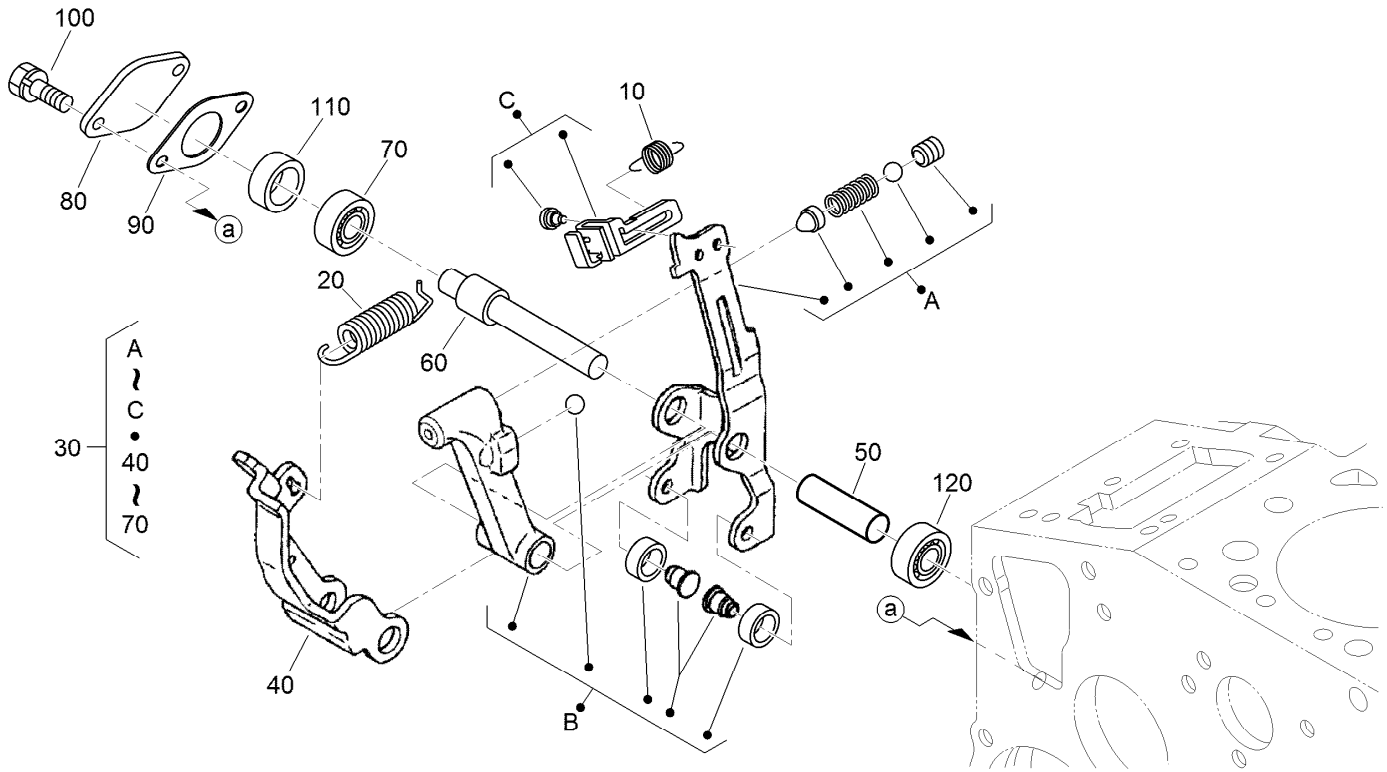
<i>Ref.</i>	<i>Part Number</i>	<i>Qty.</i>	<i>Description</i>	<i>Ref.</i>	<i>Part Number</i>	<i>Qty.</i>	<i>Description</i>
10	98-9678	1	Idle Apparatus ASM	100	98-7654	1	Gasket
20	112-7014	1	Adjusting Bolt ASM	110	107-9081	1	Gasket
30	98-9439	1	Nut	120	104-5155	1	Solenoid-Stop
40	112-0181	1	Nut	130	130-1155	2	Screw-HSH
50	98-7654	2	Gasket	140	112-7016	1	Cover-Pump
60	98-7656	1	Cap	150	99-3514	1	Cover
70	112-7015	1	Bolt-Adjusting	160	117-7562	1	Gasket-Pump, Fuel
80	100-2175	1	Nut-Lock	170	100-2203	2	Nut-Flange
90	112-0181	1	Nut				



## Injection Pump Assembly

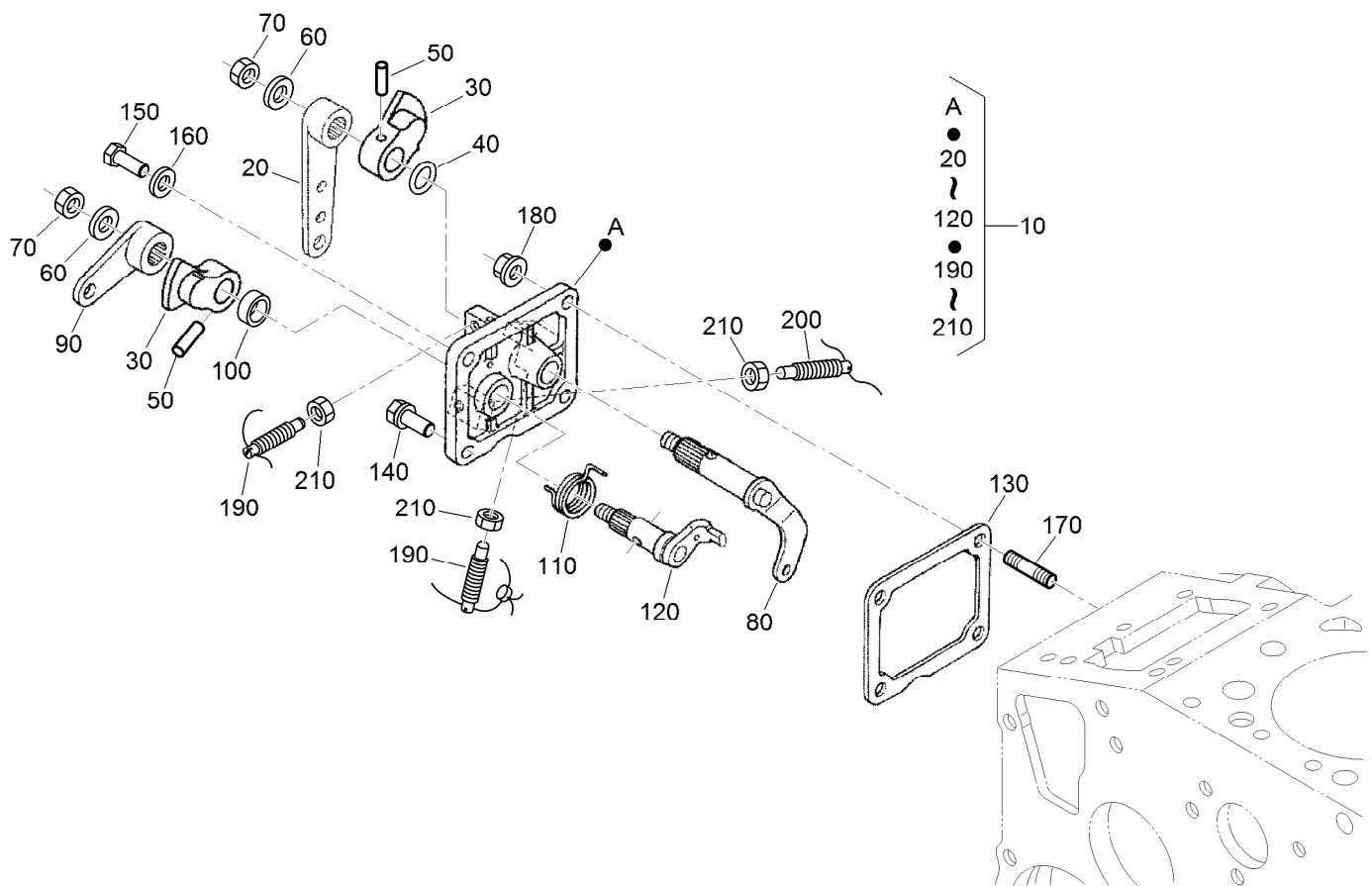
<i>Ref.</i>	<i>Part Number</i>	<i>Qty.</i>	<i>Description</i>	<i>Ref.</i>	<i>Part Number</i>	<i>Qty.</i>	<i>Description</i>
10	98-9596	1	Joint-Eye	90	98-9457	1	Shim-Injection (0.25MM)
20	98-9643	1	Injection Pump ASM	90	98-9458	1	Shim-Injection (0.30MM)
30	98-9464	1	Bolt-Joint	90	115-3046	1	Shim-Injection (0.35MM)
40	98-9445	2	Gasket	90	115-3045	1	Shim-Injection (0.175MM)
50	98-9430	1	Screw	110	117-7564	2	Bolt-Hex Soc HD
60	98-9446	1	Gasket	120	98-9438	2	Stud
70	98-9466	1	Plug	130	98-9440	2	Nut-Cap
80	98-9451	1	Gasket	140	98-7699	2	Washer-Spring
90	98-9456	1	Shim-Injection (0.20MM)				





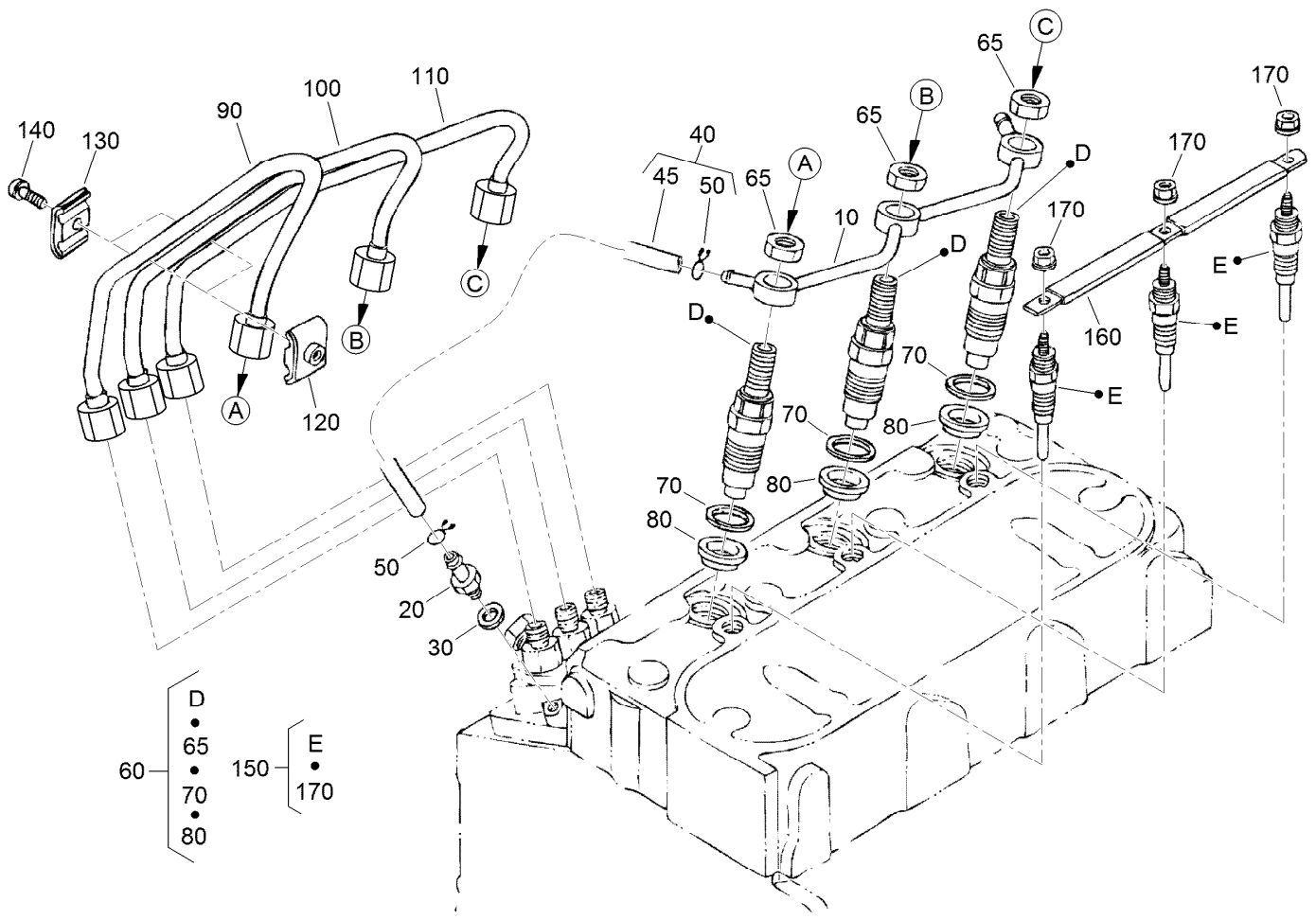
## Governor Assembly

Ref.	Part Number	Qty.	Description
10	105-3786	1	Spring-Start
20	98-9681	1	Spring-Governor
30	115-4502	1	Fork Lever ASM
40	107-9084	1	Lever-Fork
50	107-9085	1	Shaft-Lever, Fork
60	107-9086	1	Shaft-Lever, Fork
70	98-9570	1	Bearing-Miniaturize
80	115-4122	1	Cover-Shaft, Fork Lever
90	98-9682	1	Gasket
100	98-9350	2	Bolt
110	98-9567	1	Collar
120	98-9571	1	Bearing-Miniaturize



## Speed Control Plate Assembly

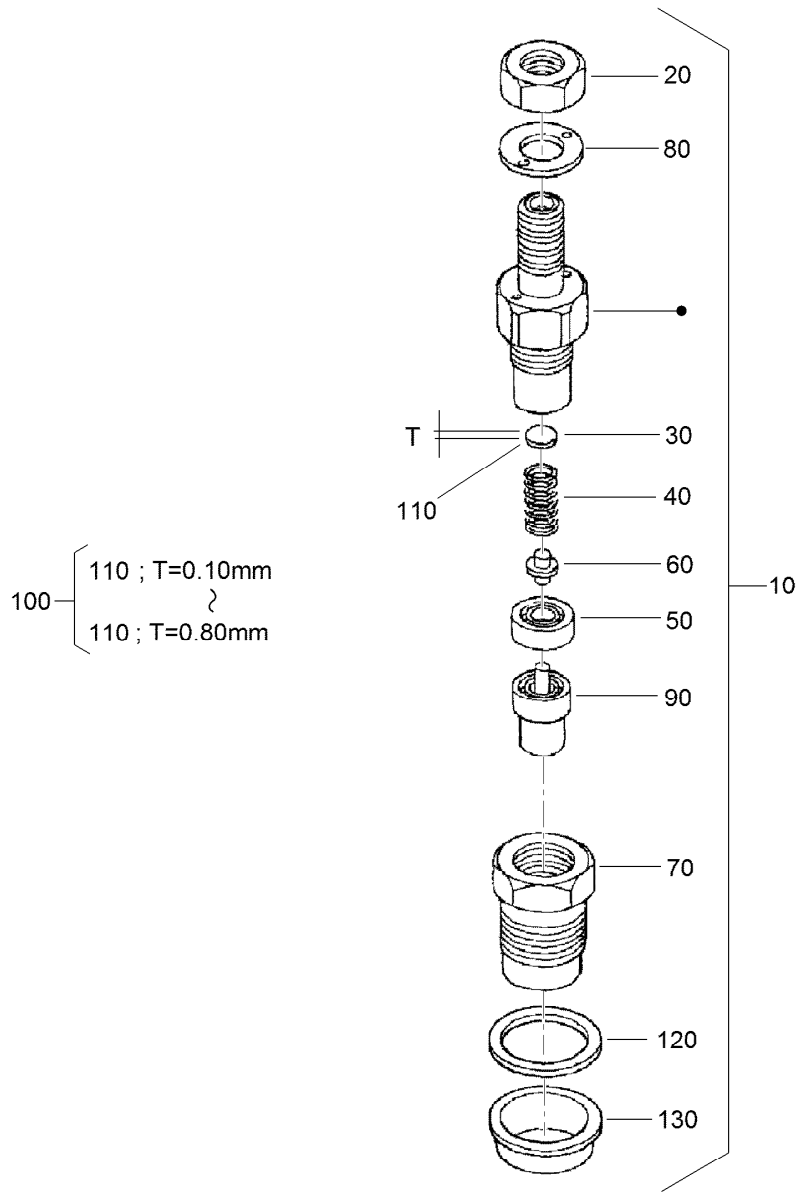
Ref.	Part Number	Qty.	Description	Ref.	Part Number	Qty.	Description
10	105-3735	1	Control Plate ASM	120	98-9664	1	Shaft-Lever, Stop
20	98-9662	1	Lever-Control, Speed	130	98-9637	1	Gasket
30	98-9572	2	Lever-Control, Speed	140	98-7692	1	Bolt
40	105-3788	1	O-Ring	150	127-0401	1	Bolt-Hex
50	98-7602	2	Pin-Spring	160	98-7654	1	Gasket
60	98-9594	2	Washer-Plain	170	105-3710	2	Stud
70	98-9589	2	Nut	180	100-2203	2	Nut-Flange
80	98-9658	1	Governor Lever ASM	190	117-7565	2	Bolt-Adjusting
90	98-9663	1	Lever-Stop, Engine	200	117-7566	1	Bolt-Adjusting
100	98-7601	1	Seal-Oil	210	98-7572	3	Nut
110	98-9472	1	Spring-Return				



## Nozzle Holder and Glow Plug Assembly

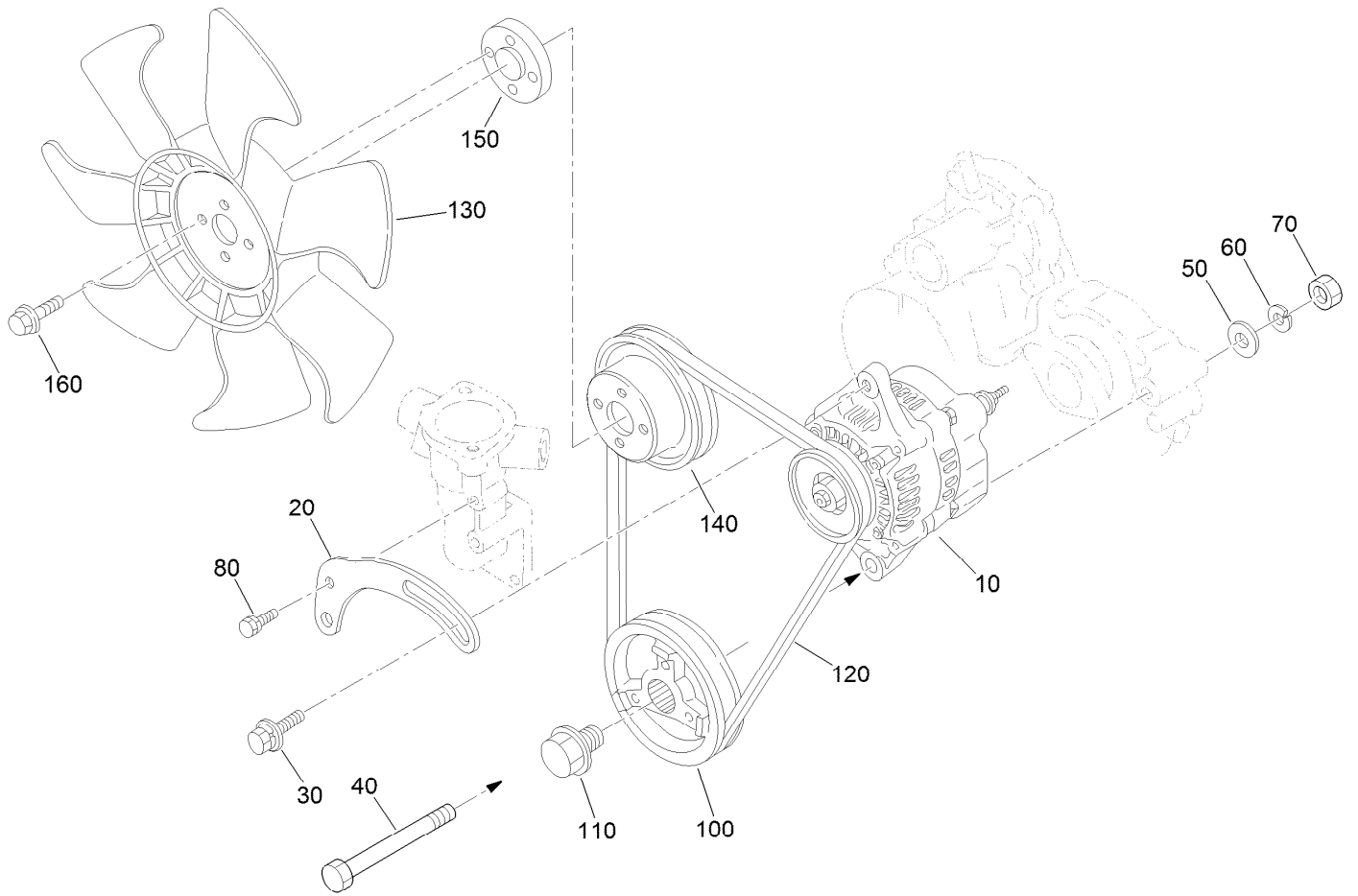
<i>Ref.</i>	<i>Part Number</i>	<i>Qty.</i>	<i>Description</i>
10	98-9620	1	Overflow Pipe ASM
20	98-9431	1	Screw-Bleeder, Air
30	98-7654	1	Gasket
40	98-9420	1	Overflow Pipe ASM
45	112-0182	1	Pipe-Overflow
50	98-7671	2	Clip-Pipe
60	115-3018	3	Nozzle Holder Kit
65	121-2411	3	Nut
70	98-7676	3	Gasket
80	98-7677	3	Seal-Heat

<i>Ref.</i>	<i>Part Number</i>	<i>Qty.</i>	<i>Description</i>
90	98-9622	1	Pipe-Injection
100	98-9654	1	Pipe-Injection
110	98-9655	1	Pipe-Injection
120	98-7682	2	Clamp-Pipe
130	98-7683	2	Clamp-Pipe
140	98-7684	2	Screw (W/Washer)
150	130-1411	3	Plug-Glow
160	98-9631	1	Cord-Plug, Glow
170	99-8377	3	Nut-Flange



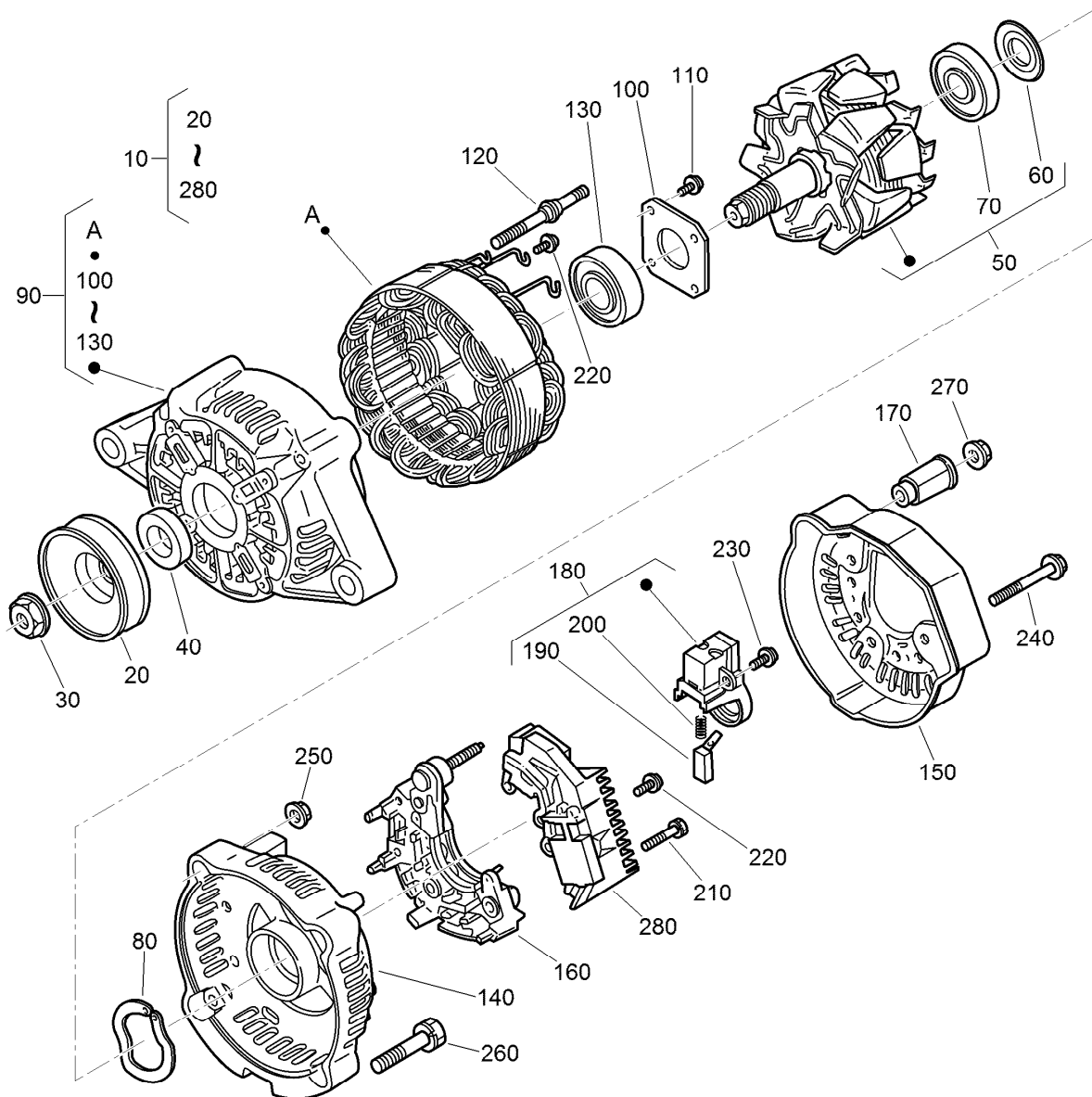
## Nozzle Holder Assembly

<i>Ref.</i>	<i>Part Number</i>	<i>Qty.</i>	<i>Description</i>	<i>Ref.</i>	<i>Part Number</i>	<i>Qty.</i>	<i>Description</i>
10	115-3018	3	Nozzle Holder Kit	110	99-8311	3	Washer-Adjust (0.20MM)
20	121-2411	3	Nut	110	99-8312	3	Washer-Adjust (0.30MM)
30	99-8302	3	Washer-Adjusting	110	99-8313	3	Washer-Adjust (0.40MM)
40	99-8303	3	Spring-Nozzle	110	99-8314	3	Washer-Adjust (0.50MM)
50	99-8304	3	Spacer-Distance	110	99-8315	3	Washer-Adjust (0.52MM)
60	99-8305	3	Rod-Push	110	99-8316	3	Washer-Adjust (0.54MM)
70	99-8306	3	Nut-Nozzle	110	99-8317	3	Washer-Adjust (0.56MM)
80	99-8307	3	Washer-Plain	110	99-8318	3	Washer-Adjust (0.58MM)
90	115-3020	3	Piece-Nozzle	110	99-8319	3	Washer-Adjust (0.80MM)
100	99-8309	3	Adjusting Washer ASM	120	98-7676	3	Gasket
110	99-8310	3	Washer-Adjust (0.10MM)	130	98-7677	3	Seal-Heat



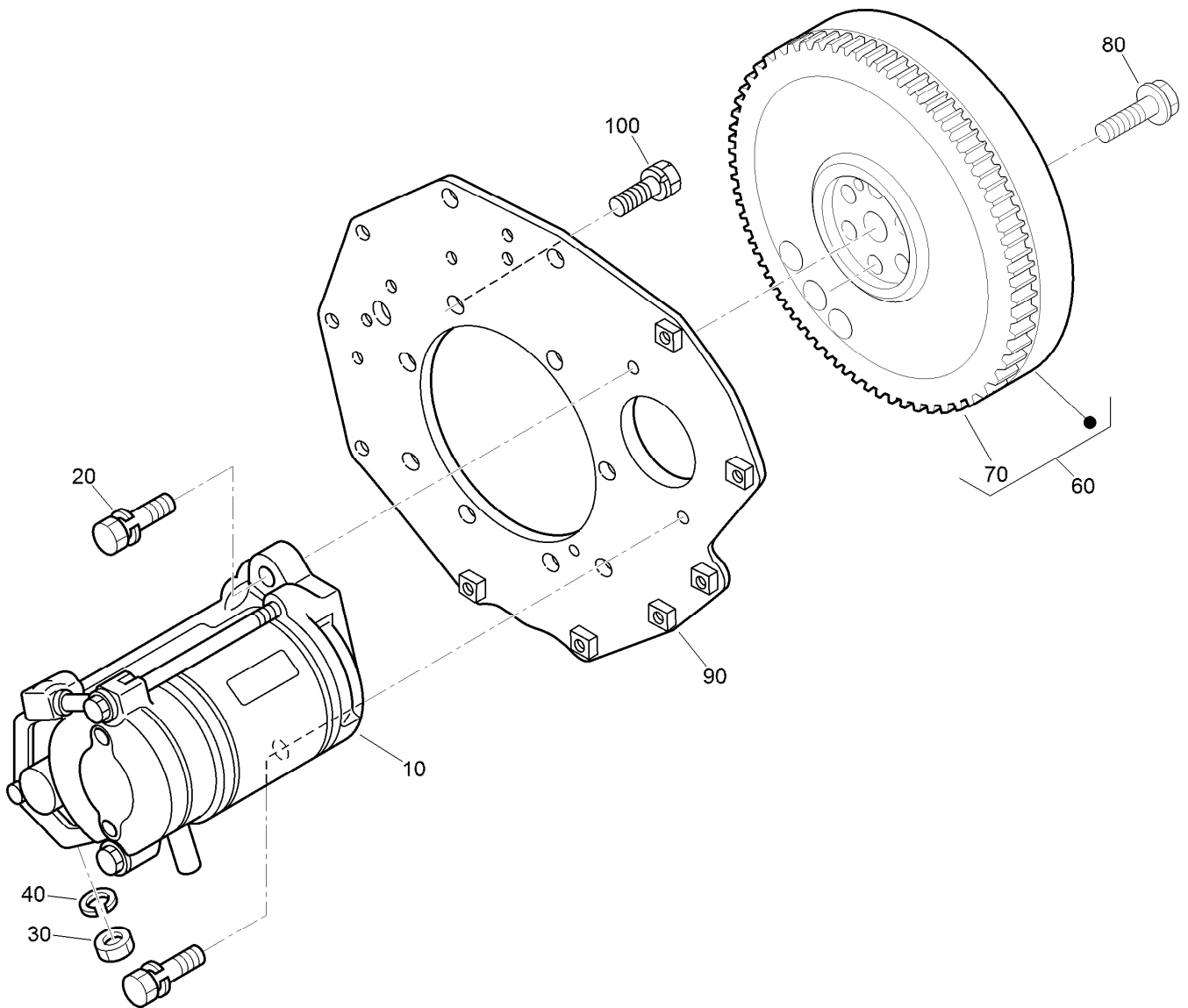
## Alternator, Pulley and Fan Assembly

Ref.	Part Number	Qty.	Description
10	98-9474	1	Alternator ASM
20	112-7047	1	Stay-Dynamo
30	108-7088	1	Bolt
40	98-9360	1	Bolt
50	98-9366	1	Washer-Plain
60	98-7738	1	Washer-Spring
70	98-7737	1	Nut
80	98-7692	1	Bolt
100	98-9473	1	Pulley-Drive, Fan
110	98-9585	1	Bolt
120	104-3494	1	Belt-V
130	104-4246	1	Fan-Engine
140	130-1567	1	Pulley-Fan
150	108-2872	1	Collar-Fan
160	108-2873	4	Bolt-Flange



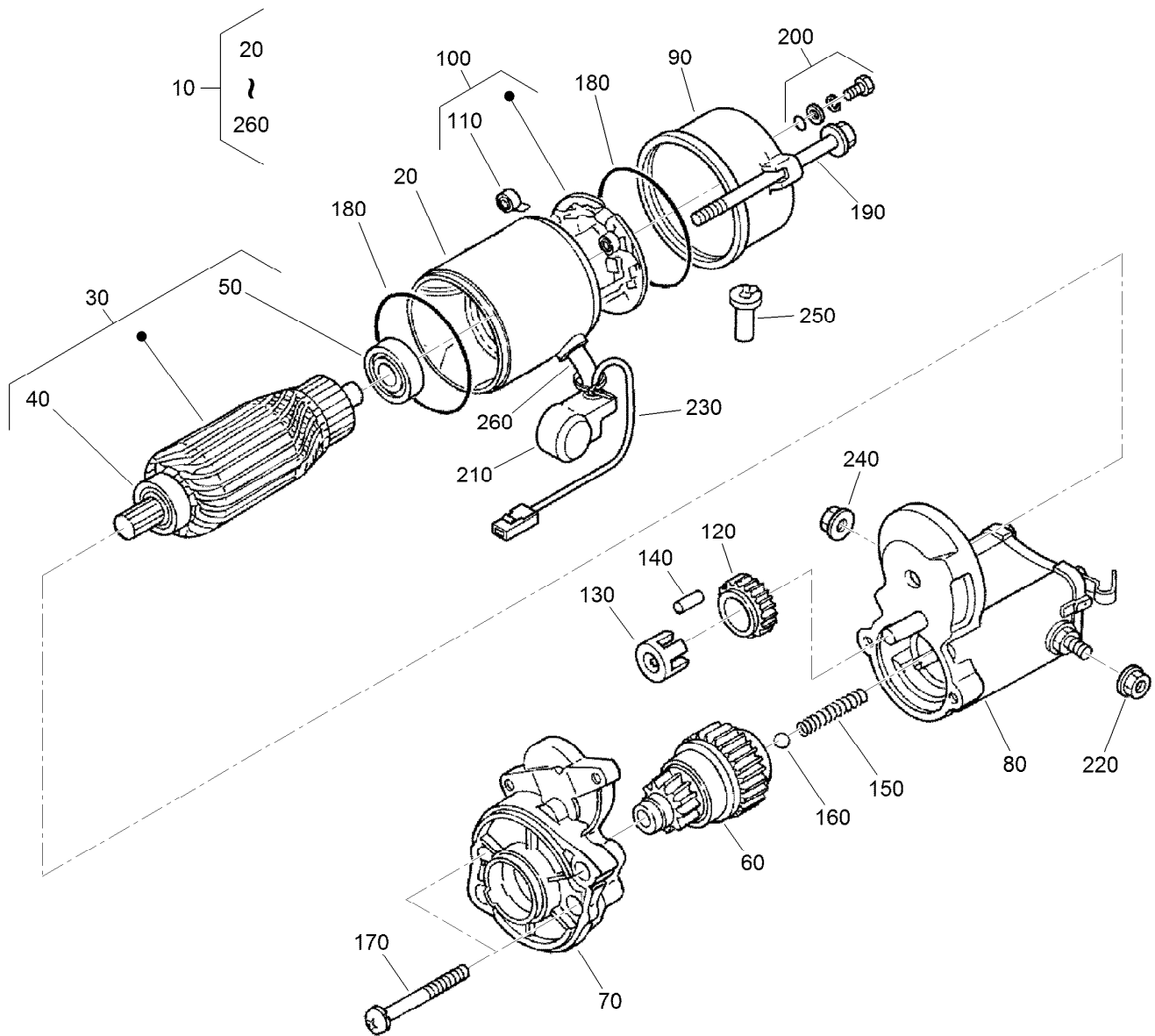
## Alternator Components Assembly

Ref.	Part Number	Qty.	Description	Ref.	Part Number	Qty.	Description
10	98-9474	1	Alternator ASM	150	107-0140	1	Cover-End
20	98-9453	1	Pulley-Dynamo	160	127-1612	1	Rectifier ASM
30	98-7708	1	Nut	170	98-7722	1	Bushing-Insulation
40	98-7709	1	Collar	180	107-0141	1	Brush Holder ASM
50	107-0136	1	Rotor ASM	190	98-7724	2	Brush
60	98-7711	1	Cover-Bearing	200	98-7725	2	Spring-Brush
70	107-0138	1	Bearing-Ball	210	98-7726	2	Screw-Head, Round
80	98-7713	1	Washer-Thrust	220	98-7727	6	Screw-Head, Round
90	107-0139	1	Drive End Frame ASM	230	98-7728	1	Screw-Head, Round
100	98-7715	1	Plate-Retainer	240	98-7729	3	Bolt
110	98-7716	4	Screw-Head, Round	250	98-7730	2	Nut
120	98-7717	2	Bolt-Through	260	98-7731	2	Bolt
130	133-2811	1	Bearing	270	98-7732	1	Nut
140	107-9087	1	Frame-End	280	110-3799	1	Regulator ASM



## Starter and Flywheel Assembly

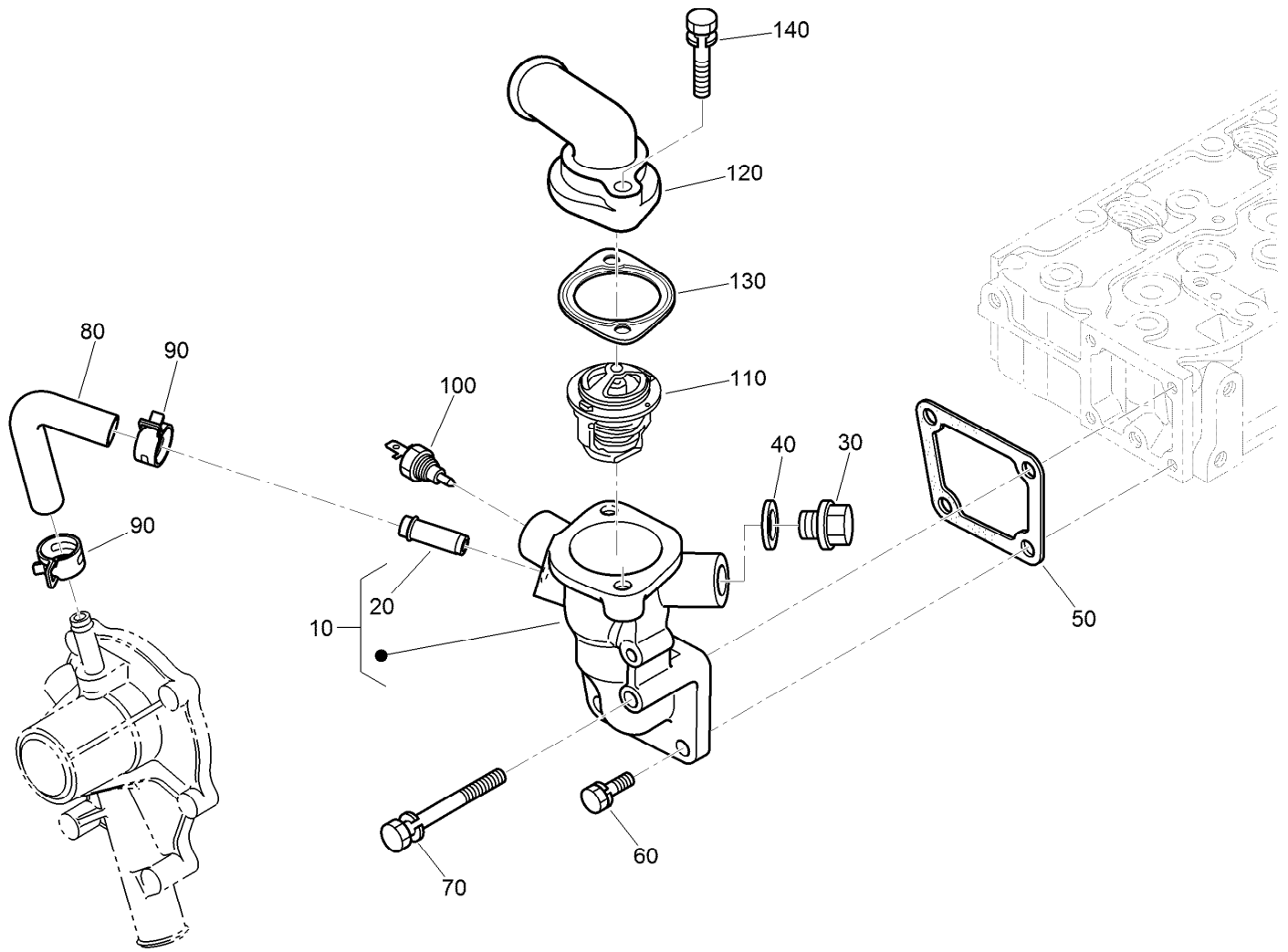
Ref.	Part Number	Qty.	Description
10	98-9705	1	Starter ASM
20	98-7697	2	Bolt
30	98-7739	1	Nut
40	105-2893	1	Washer-Spring
60	105-3784	1	Flywheel ASM
70	115-3015	1	Gear-Ring
80	98-9537	6	Bolt-Flywheel
90	98-9486	1	Plate-End, Rear
100	98-9392	8	Bolt



## Starter Component Assembly

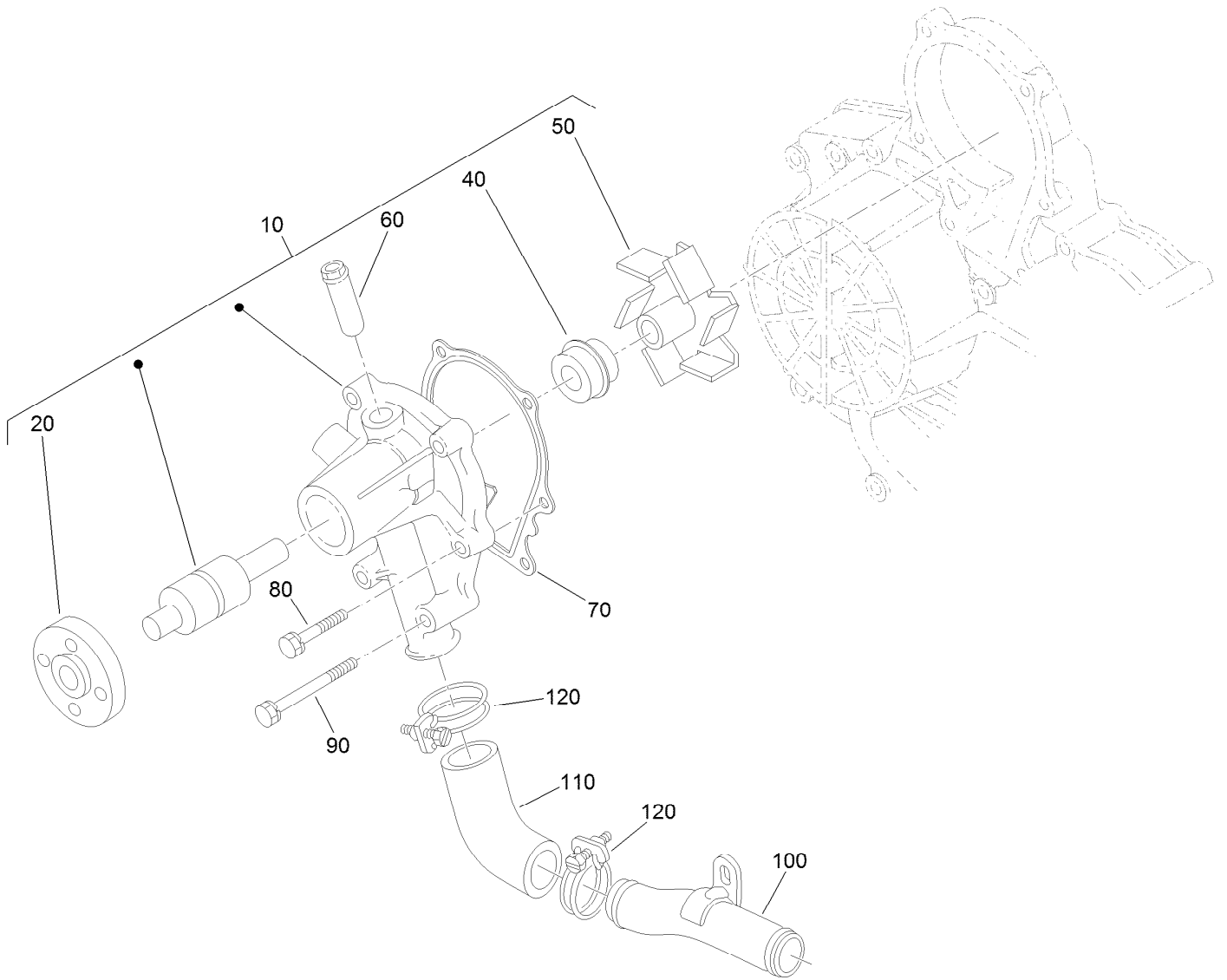
<i>Ref.</i>	<i>Part Number</i>	<i>Qty.</i>	<i>Description</i>	<i>Ref.</i>	<i>Part Number</i>	<i>Qty.</i>	<i>Description</i>
10	98-9705	1	Starter ASM	140	98-7753	5	Roller
20	104-8608	1	Yoke ASM	150	98-7754	1	Spring
30	98-7742	1	Armature ASM	160	98-7755	1	Ball
40	98-7744	1	Bearing	170	98-7756	2	Bolt
50	98-7743	1	Bearing	180	98-7757	2	O-Ring
60	99-8373	1	Clutch-Running, Over	190	100-9240	2	Bolt
70	99-8374	1	Frame-End, Drive	200	98-7758	2	Bolt ASM
80	105-3746	1	Magnetic Switch ASM	210	99-8375	1	Cover
90	98-7748	1	Frame-End	220	99-8371	1	Nut-Hex
100	98-7749	1	Brush Holder ASM	230	98-9711	1	Cord-Solenoid, Stop
110	98-7750	4	Spring-Brush	240	99-8376	1	Nut-Hex
120	98-7751	1	Gear	250	98-7759	1	Pipe-Drain
130	98-7752	1	Retainer	260	98-9712	1	Band-Cover





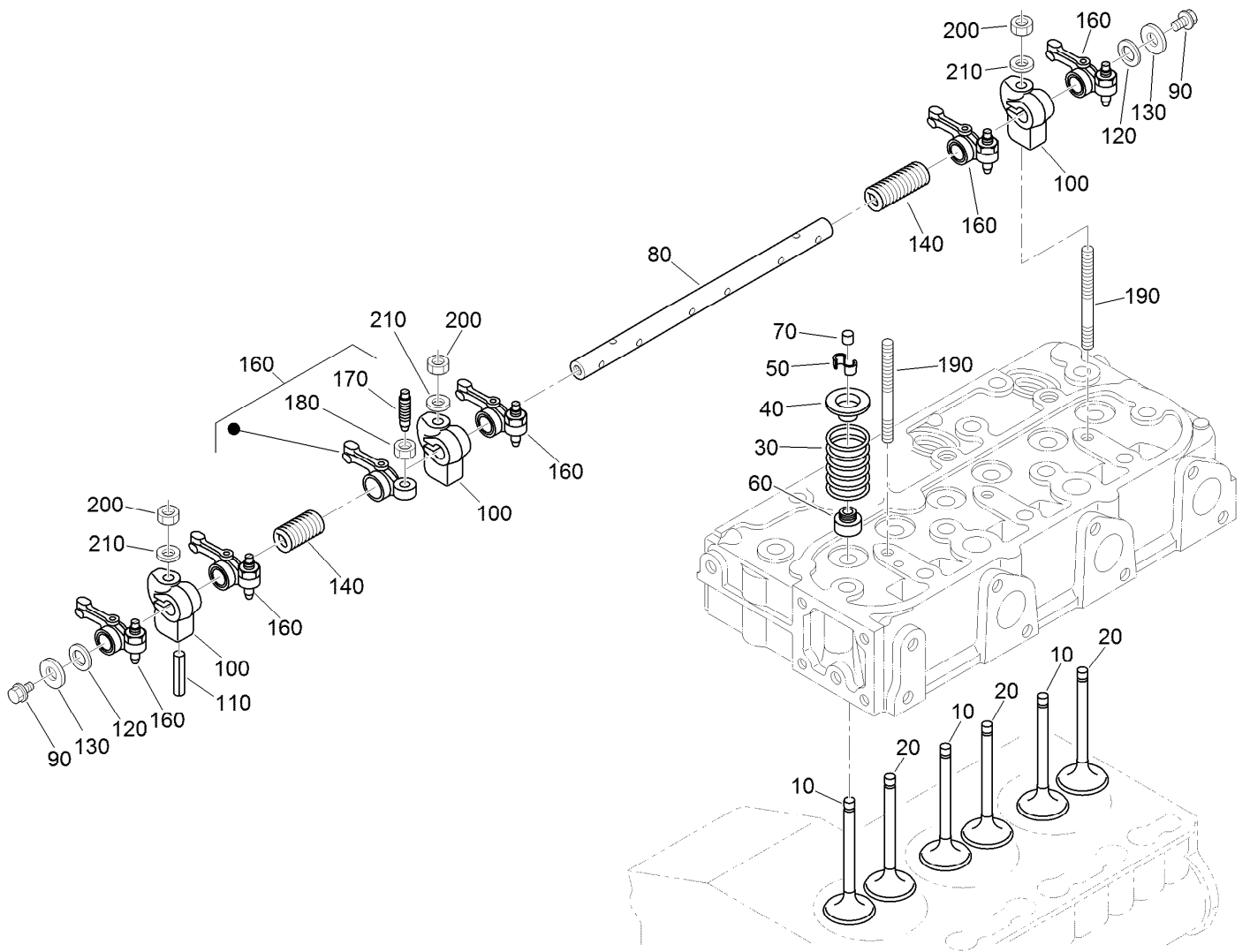
## Water Flange and Thermostat Assembly

<i>Ref.</i>	<i>Part Number</i>	<i>Qty.</i>	<i>Description</i>
10	98-9713	1	Water Flange ASM
20	98-9580	1	Pipe-Return, Water
30	105-3747	1	Plug
40	99-3583	1	Gasket
50	98-9638	1	Gasket-Flange, Water
60	98-7692	3	Bolt
70	98-9356	1	Bolt
80	98-9578	1	Pipe-Return, Water
90	125-9078	2	Clamp-Hose
100	98-9719	1	Thermoswitch
110	98-7778	1	Thermostat ASM
120	104-4804	1	Outlet-Water
130	105-3748	1	Gasket-Thermostat
140	98-7777	2	Bolt



## Water Pump Assembly

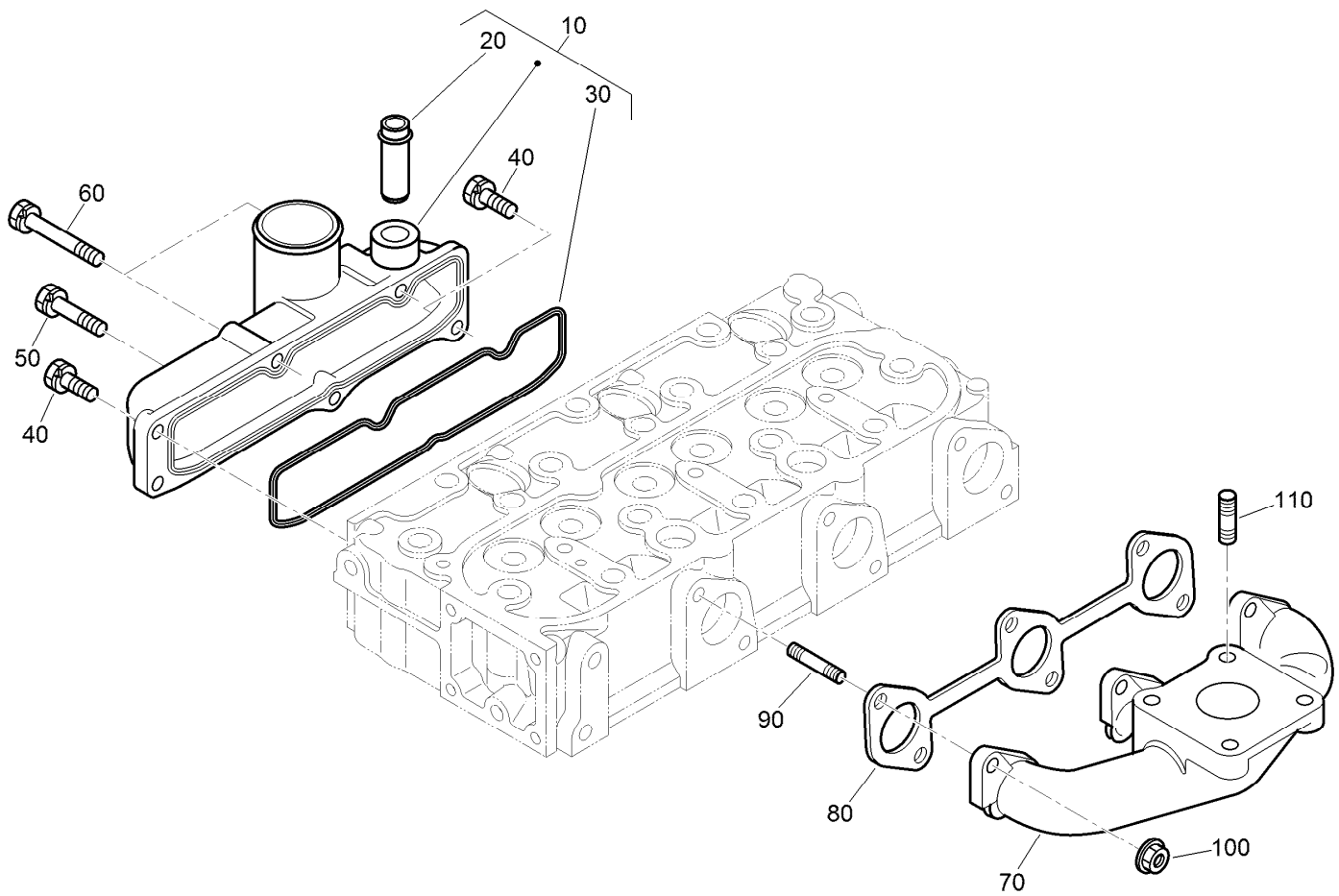
<b>Ref.</b>	<b>Part Number</b>	<b>Qty.</b>	<b>Description</b>
10	107-9089	1	Water Pump ASM
20	99-3516	1	Flange-Pump, Water
40	105-3750	1	Mechanical Seal ASM
50	112-7017	1	Impeller-Pump, Water
60	100-1932	1	Pipe-Return, Water
70	99-3454	1	Gasket-Pump, Water
80	98-9353	4	Bolt
90	107-9090	2	Bolt
100	98-9716	1	Pipe-Water
110	107-9091	1	Pipe-Water
120	127-0439	2	Clamp-Hose



## Valve and Rocker Arm Assembly

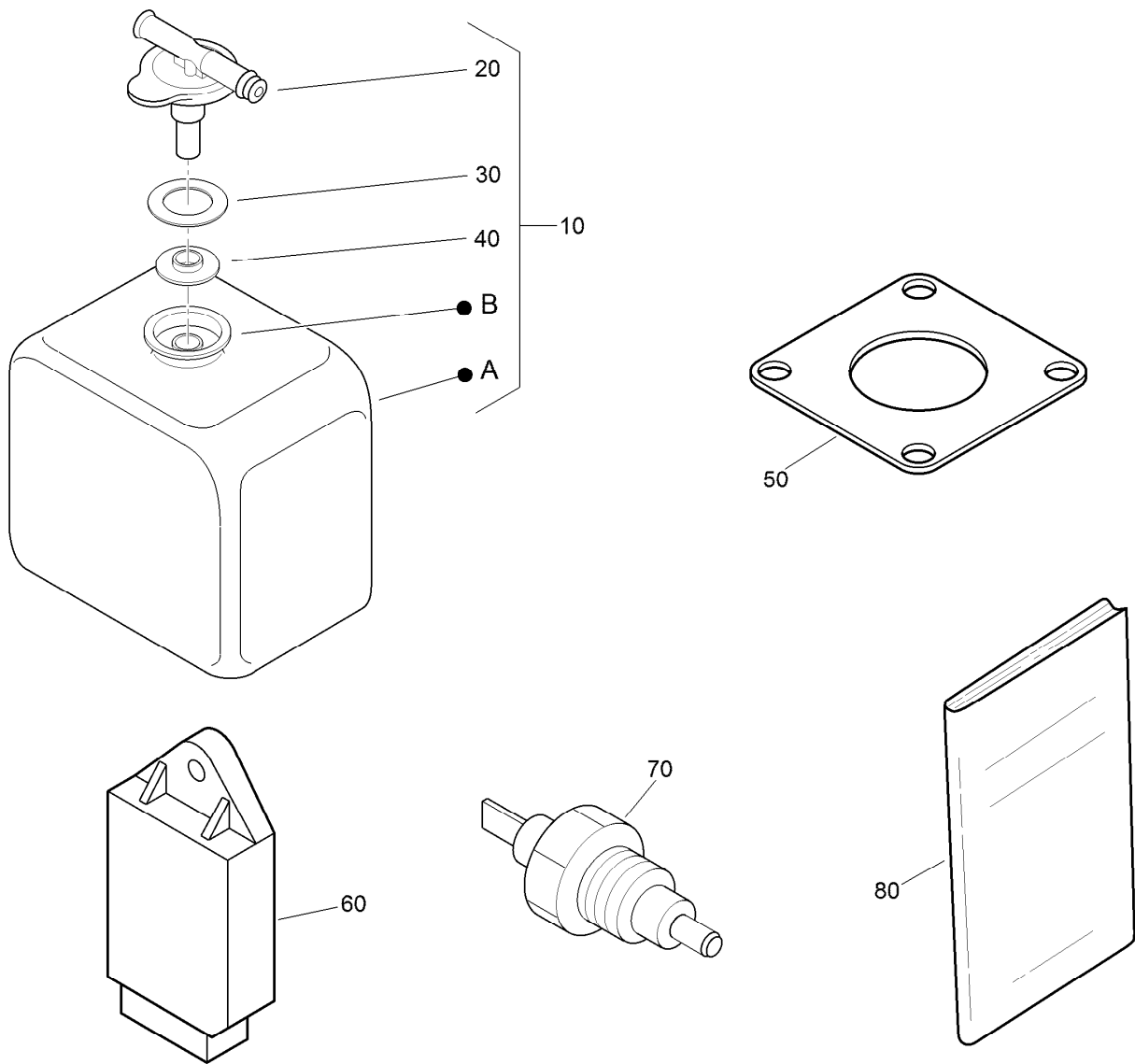
Ref.	Part Number	Qty.	Description
10	112-7018	3	Valve-Inlet
20	120-2564	3	Valve-Exhaust
30	98-9648	6	Spring-Valve
40	107-9092	6	Retainer-Spring
50	117-7572	6	Collet-Spring, Valve
60	99-8385	6	Seal-Stem, Valve
70	98-9497	6	Cap-Valve
80	130-1248	1	Shaft-Arm, Rocker
90	99-8363	2	Bolt-Flange
100	98-9505	3	Bracket-Arm, Rocker

Ref.	Part Number	Qty.	Description
110	105-3758	1	Pin-Spring
120	98-9507	2	Washer-Shaft, Rocker Arm
130	110-3832	2	Washer-Plain
140	98-9504	2	Spring-Arm, Rocker
160	112-7020	6	Rocker Arm ASM
170	98-9502	6	Screw-Adjusting
180	98-9503	6	Nut
190	98-9506	3	Stud
200	98-9393	3	Nut
210	98-9385	3	Washer-Flat



## Inlet and Exhaust Manifold Assembly

<i>Ref.</i>	<i>Part Number</i>	<i>Qty.</i>	<i>Description</i>
10	107-7843	1	Manifold Inlet ASM
20	98-9492	1	Joint-Pipe, Breather
30	98-9609	1	Gasket-Manifold, Inlet
40	127-0403	3	Bolt-Flange
50	98-9353	1	Bolt
60	125-9063	2	Bolt-Sems
70	107-9093	1	Manifold-Exhaust
80	99-8327	1	Gasket-Manifold, Exhaust
90	98-9588	6	Stud
100	98-9665	6	Nut
110	98-7769	4	Stud



## Miscellaneous Engine Parts

<i>Ref.</i>	<i>Part Number</i>	<i>Qty.</i>	<i>Description</i>
10	104-9318	1	Bottle-Overflow
20	115-4132	1	Cap
30	105-3755	1	Gasket
40	105-3756	1	Plate
50	99-8343	1	Gasket-Muffler
60	98-7611	1	Controller-Glow
70	106-7772	1	Thermoswitch
80	130-1543	1	Manual-Operator

# Attachments and Accessories

## For 30807 Groundsmaster 3500-D Rotary Mower

<b>Product Name</b>	<b>Model/Part</b>
Roller Scraper Kit.....	104-5168
Blade-High Lift.....	104-5183
Blade-Angle Sail.....	105-9810-03
Blade-Atomic.....	107-0235-03
27in Blade Service Pack (qty 6).....	108-1462
Blade-Combo.....	108-9026-03
LH Short Liffarm Assembly.....	115-3465
RH Short Liffarm Assembly.....	115-3466
Wireless Hourmeter.....	115-4754
External Antenna Kit, Wireless Hourmeter System.....	115-9524
Base Station Kit, Wireless Hourmeter System.....	115-9542
Repeater Kit, Wireless Hourmeter System.....	115-9543
Sectional Roller Assembly.....	117-5121
Large Seat Cover.....	120-5179
400-hour Filter Maintenance MVP Kit.....	30058
400-hour Filter Maintenance MVP Kit.....	30090
Universal Sunshade.....	30349
Bimini Sunshade for 2-Post Roll-Over Protection System.....	30358
Premium Seat Kit.....	30629
27in Rotary Cutting Unit.....	30834
Leaf Mulching Kit.....	30836
Work Light Kit.....	30841

**Notes:**



**Count on it.**