



Count on it.

Parts Catalog

**Groundsmaster® 3505-D
Rotary Mower**

Model No. 30849—Serial No. 313000001 and Up



Ordering Replacement Parts

To order replacement parts, please supply the part number, the quantity, and the description of each part desired.

Understanding Reference Numbers

Each identified part in an illustration has a reference number. The reference number for a part also appears in the parts list, along with other information about the part.

This catalog uses two special reference number formats, one to indicate parts in a service assembly and another to indicate the quantity of a given part in an illustration.

Service Assembly Reference Numbers

Parts in service assemblies have reference numbers in the form a:b. The a represents the reference number of the entire service assembly and the b represents a sequential number unique to each part within the service assembly.

For example, a wheel assembly might be identified by reference number 6, the tire by 6:1, the valve by 6:2, and the wheel by 6:3. When you order the assembly identified by reference number 6, you receive all parts identified by reference numbers 6:1, 6:2, and 6:3. However, you may also order any part individually. Reference numbers of this type appear in illustration and in parts lists.

Reference Numbers Indicating Quantity

In an illustration, if a reference number indicates more than one part, the reference number has the form nX y. The n represents the quantity of the part, the X is the multiplication symbol, and the y represents the reference number.

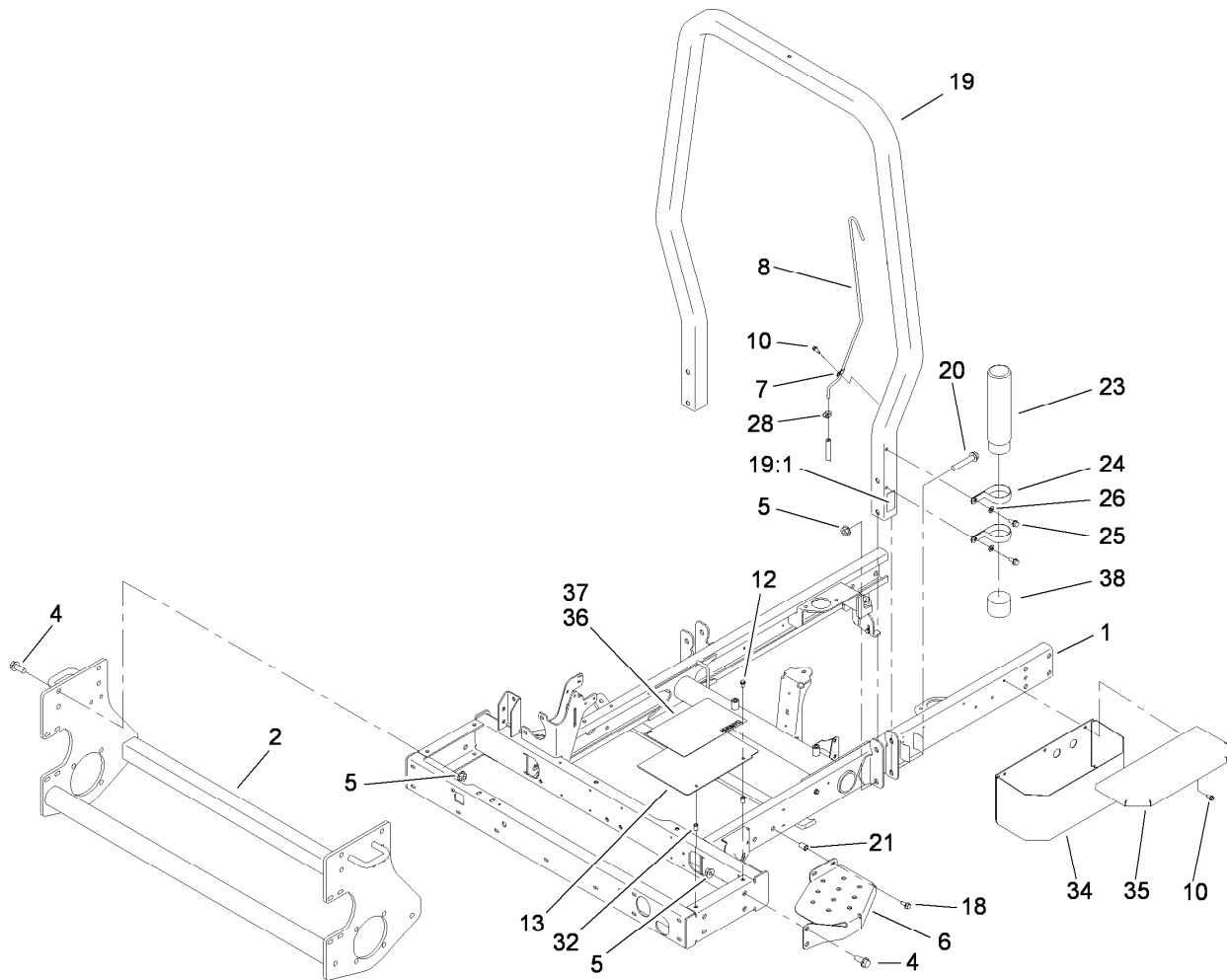
For example, in an illustration, the reference number 2X 37 means that two of the parts identified by reference number 37 are indicated.

Contents

Frame Assembly	5
Front Wheel and Brake Assembly	6
Brake Assembly No. 104-7705	8
Steering Column Assembly	9
Steering Valve Assembly No. 104-5180	10
Rear Fork and Tire Assembly	11
Hydraulic Cylinder Assembly No. 94-8141	13
Control Panel Assembly	14
Front Platform Assembly	15
Traction Pedal Assembly	16
Control Valve Assembly	17
Single Spool Control Valve Assembly No. 95-8689	18
Rear Lift Arm Assembly	19
Hydraulic Cylinder Assembly No. 112-9916	21
Neutral Arm Assembly	22
Engine Assembly	23
Air Cleaner and Muffler Assembly	25
Air Cleaner Assembly No. 93-2190	26
Radiator Assembly	27
Hood Assembly	28
Fuel System Assembly	29
Manifold Block Installation Assembly	31
Manifold Block Assembly No. 115-3486	32
Hydraulic Tank Assembly	33
Hydrostat Assembly	34
Hydraulic Pump Assembly No. 104-4890	36
Hydraulic Gear Pump Assembly No. 108-9036	38
Carrier Assembly	39
Seat Mounting Assembly	41
Rotary Motor and Cutting Unit Assembly	42
Gear Motor Assembly No. 117-5141	43
Roller and Carrier Frame Assembly	44
Roller Assembly No. 112-5265	45
Height-of-Cut Bracket Assembly	46
Chamber, Blade and Spindle Assembly	47
Spindle Assembly No. 115-3435	48
Battery Assembly	49
Parking Brake Assembly	50
Crankcase Assembly	51
Oil Pan Assembly	52
Cylinder Head Assembly	53
Gear Case and Oil Filter Cartridge Assembly	54
Cylinder Head Cover Assembly	55
Dipstick and Guide Assembly	56
Main Bearing Case Assembly	57
Camshaft and Idle Gear Shaft Assembly	58
Piston and Crankshaft Assembly	59
Flywheel Assembly	60
Fuel Camshaft and Governor Shaft Assembly	61
Idle Apparatus and Stop Solenoid Assembly	62
Injection Pump Assembly	63
Governor Assembly	64
Speed Control Plate Assembly	65
Nozzle Holder and Glow Plug Assembly	66

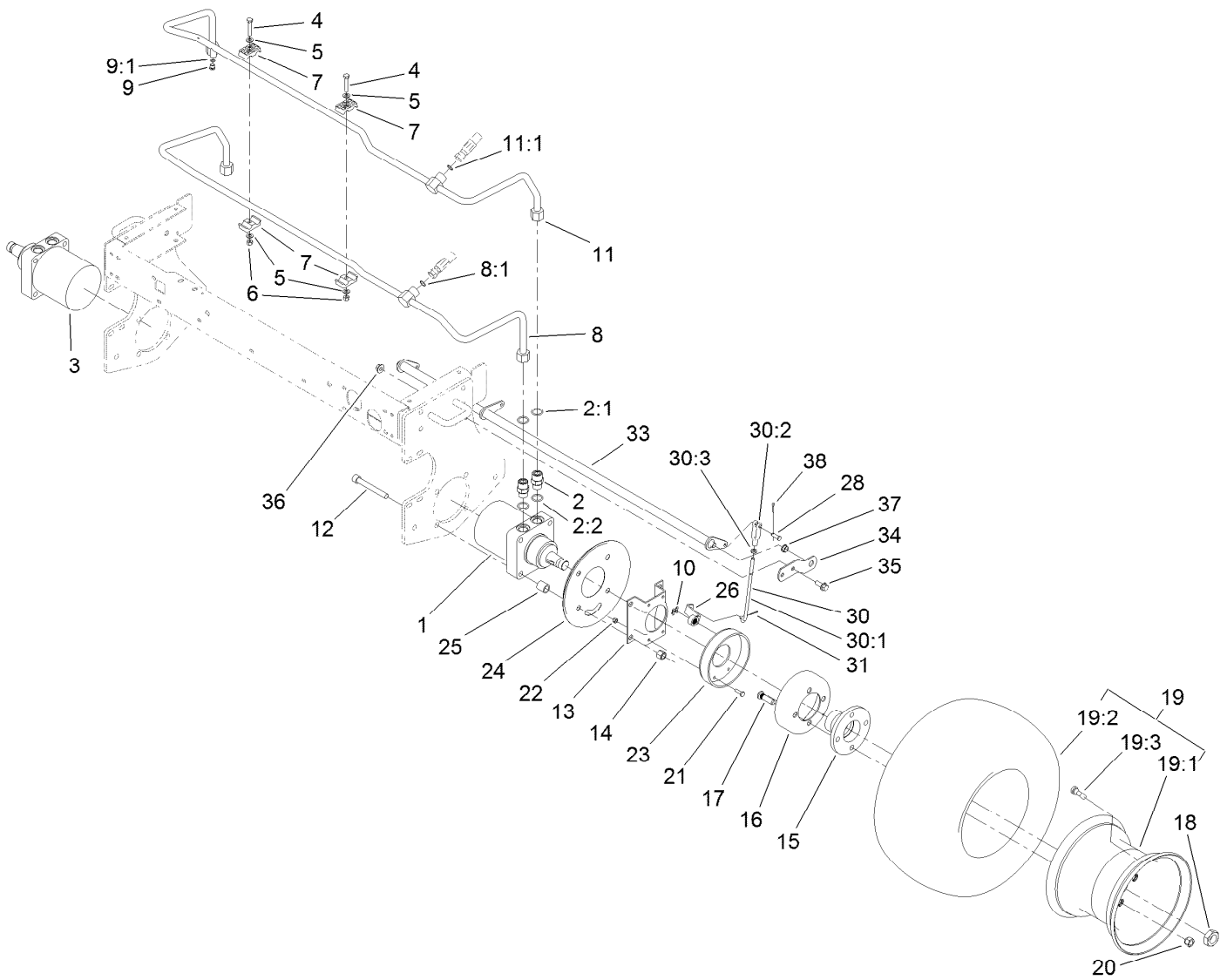
Contents (continued)

Nozzle Holder Assembly	67
Alternator and Pulley Assembly	68
Alternator Components Assembly	69
Starter Assembly	70
Starter Component Assembly	71
Water Flange and Thermostat Assembly	72
Water Pump Assembly	73
Valve and Rocker Arm Assembly	74
Inlet and Exhaust Manifold Assembly	75
Miscellaneous Engine Parts	76
Upper and Lower Gasket Kits	77
Attachments and Accessories	78



Frame Assembly

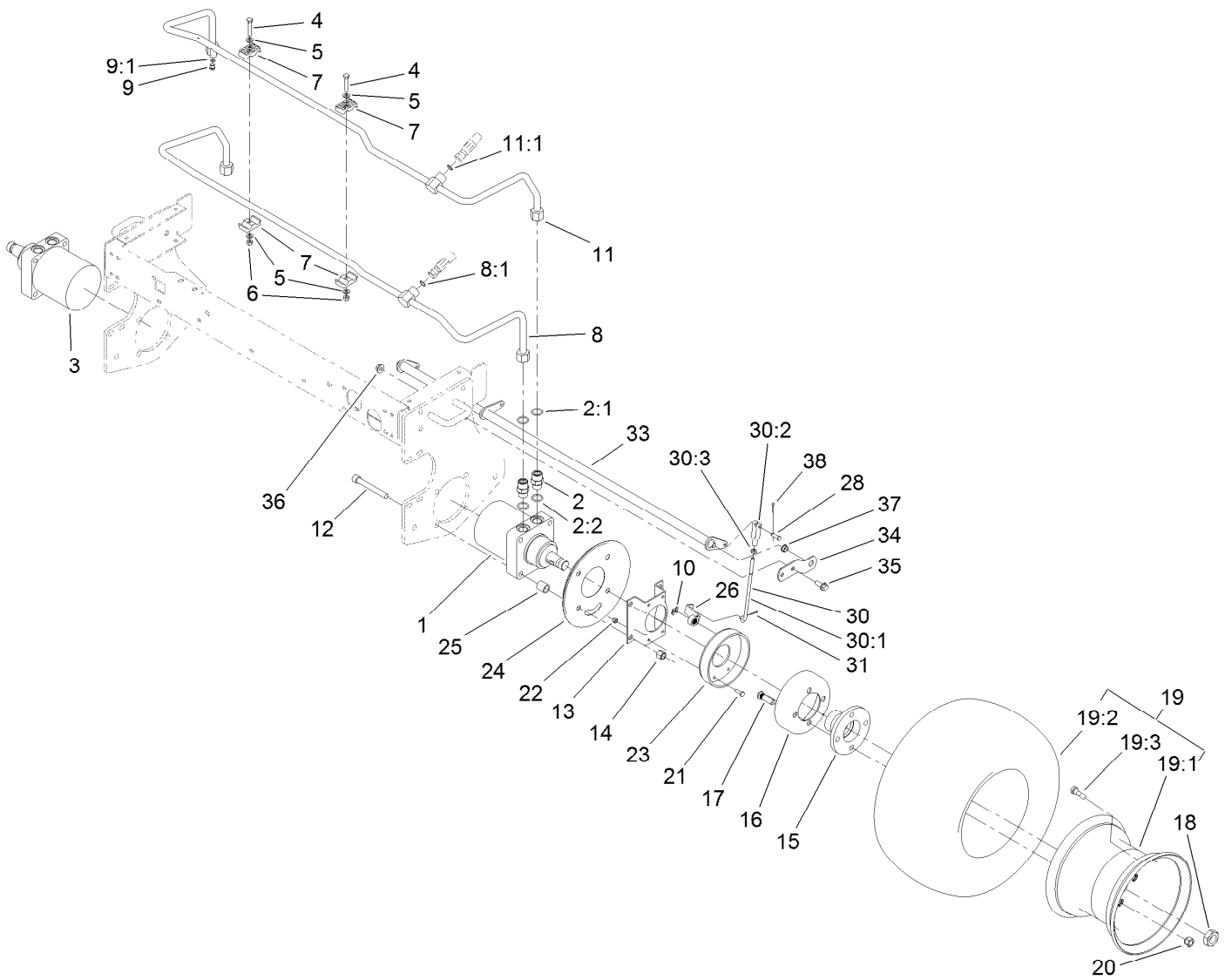
<i>Ref.</i>	<i>Part Number</i>	<i>Qty.</i>	<i>Description</i>	<i>Ref.</i>	<i>Part Number</i>	<i>Qty.</i>	<i>Description</i>
1	99-3610-03	1	Frame	20	3234-40	4	Screw-HF
2	95-8568-03	1	Frame-Lower	21	32148-8	2	Nut-Clinch
4	3234-38	8	Screw-HHF	23	104-7050	1	Tube-Manual
5	32128-49	12	Nut-HHF	24	2412-133	2	Clamp-R
6	99-3375-03	1	Step	25	32144-70	2	Screw-HWHTF
7	2412-72	3	Clip-Closed, Insulated	26	3256-23	2	Washer-Plain
8	95-8615	1	Tube-Breather	28	2412-108	1	Clamp-Worm
10	32144-10	6	Screw-HWH	32	32148-6	2	Nut-Clinch
12	3234-4	2	Screw-HHF	34	104-4634-03	1	Toolbox
13	104-0468-01	1	Cover-Frame	35	104-4633-03	1	Cover-Toolbox
18	3234-5	2	Screw-HHF	36	108-9015	1	Decal-Danger
19	107-7833	1	ROPS ASM	37	104-5181	1	Decal-Danger, CE
19:1	107-7831	1	Decal-ROPS	38	104-7048	1	Cap-Housing



Front Wheel and Brake Assembly

Ref.	Part Number	Qty.	Description	Ref.	Part Number	Qty.	Description
1	110-8785	1	HYD Motor ASM (CCW)	14	3296-23	8	Nut-Lock, NI
2	340-7	4	Fitting-Straight	15	93-6838	2	Hub-Wheel
2:1	237-65	1	O-Ring	16	10-6850	2	Drum-Brake
2:2	237-80	1	O-Ring	17	85-6540	8	Stud-Drive
3	110-8786	1	HYD Motor ASM (CW)	18	26-3790	2	Nut-Lock
4	322-9	2	Screw-HH	19		2	Rim And Tire ASM ●
5	3256-23	4	Washer-Plain	19:1	117-5131	1	Rim
6	3296-29	2	Nut-Lock, NI	19:2	115-1572	1	Tire
7	56-7971	4	Clamp-Tube	19:3	232-27	1	Stem-Valve
8	95-8783	1	Tube ASM	20	242-50	8	Nut-Lug
8:1	237-65	1	O-Ring	21	321-5	8	Screw-HH
9	353-990	1	Plug ASM	22	3296-42	8	Nut-Lock, NI
9:1	237-78	1	O-Ring	23	104-7705	2	Brake ASM
10	104-7706	2	E-Ring, Bowed	24	104-0485-03	2	Shield-Wheel
11	95-8784	1	Tube ASM	25	119-8238	8	Spacer-Deck Pulley
11:1	237-65	1	O-Ring	26	114-2726	2	Lever-Brake
12	3274-99	8	Screw-HSH	28	283-1	2	Pin-Clevis
13	84-2000-03	2	Bracket-Brake	30	115-6672	2	Brake Lever ASM

● Not serviced separately



Front Wheel and Brake Assembly (continued)

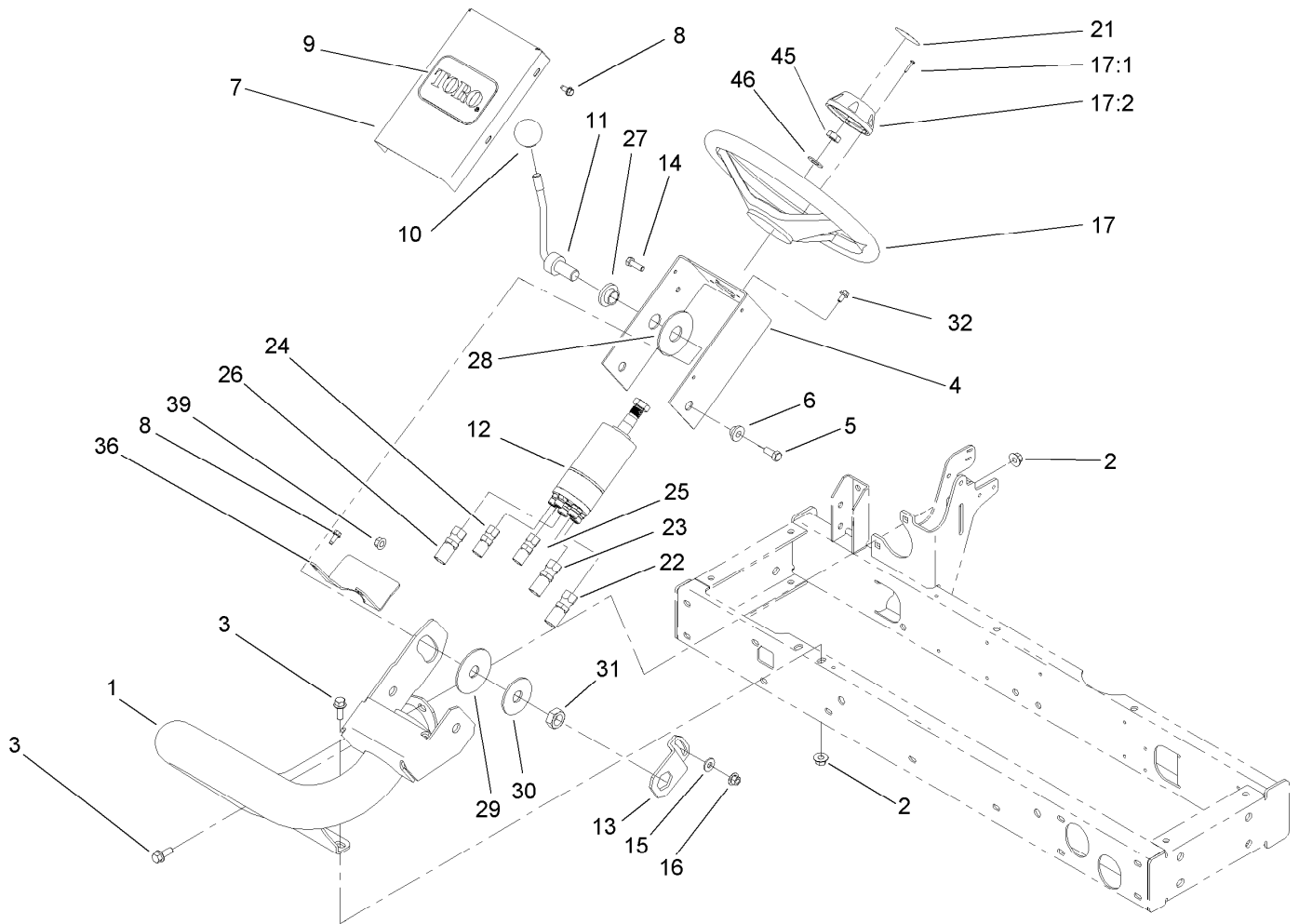
<i>Ref.</i>	<i>Part Number</i>	<i>Qty.</i>	<i>Description</i>	<i>Ref.</i>	<i>Part Number</i>	<i>Qty.</i>	<i>Description</i>
30:1	104-4627	1	Rod-Adjusting	34	95-8683	2	Bracket-Pivot, Brake
30:2	1-303105	1	Yoke-Adjustable	35	3234-11	4	Screw-HHF
30:3	3220-2	1	Nut-Jam	36	32128-43	4	Nut-Flange
31	3272-6	2	Pin-Cotter	37	256-156	2	Bushing-Flange
33	104-4625-03	1	Shaft-Pivot, Brake	38	3272-10	2	Pin-Cotter

● Not serviced separately



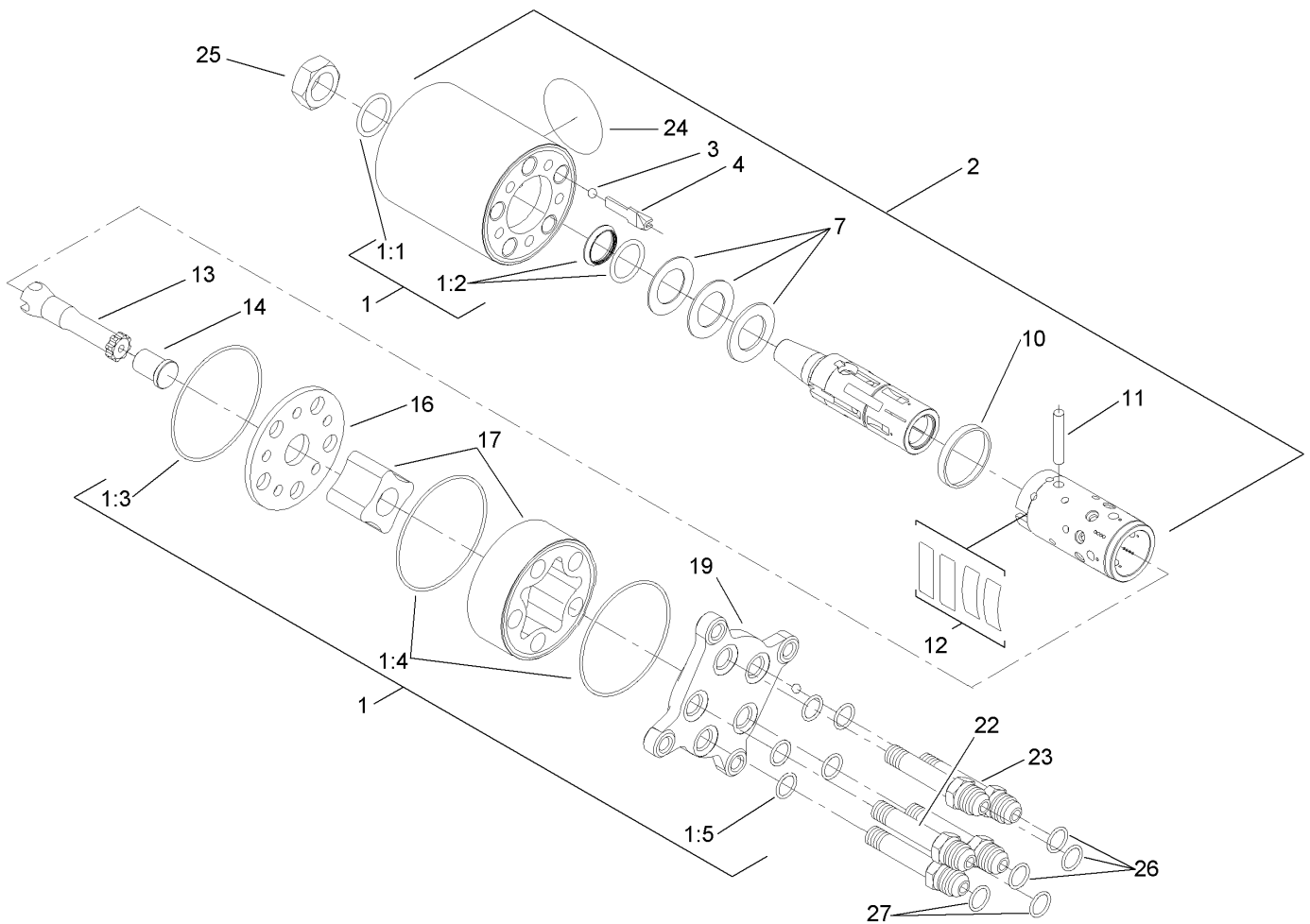
Brake Assembly No. 104-7705

<i>Ref.</i>	<i>Part Number</i>	<i>Qty.</i>	<i>Description</i>
1	70-9870	1	Plate-Backing
2	104-7707	1	Shaft-Cam, Brake
3	104-7706	1	E-Ring, Bowed
4	70-9880	2	Spring-Return
5	70-9840	2	Shoe-Brake



Steering Column Assembly

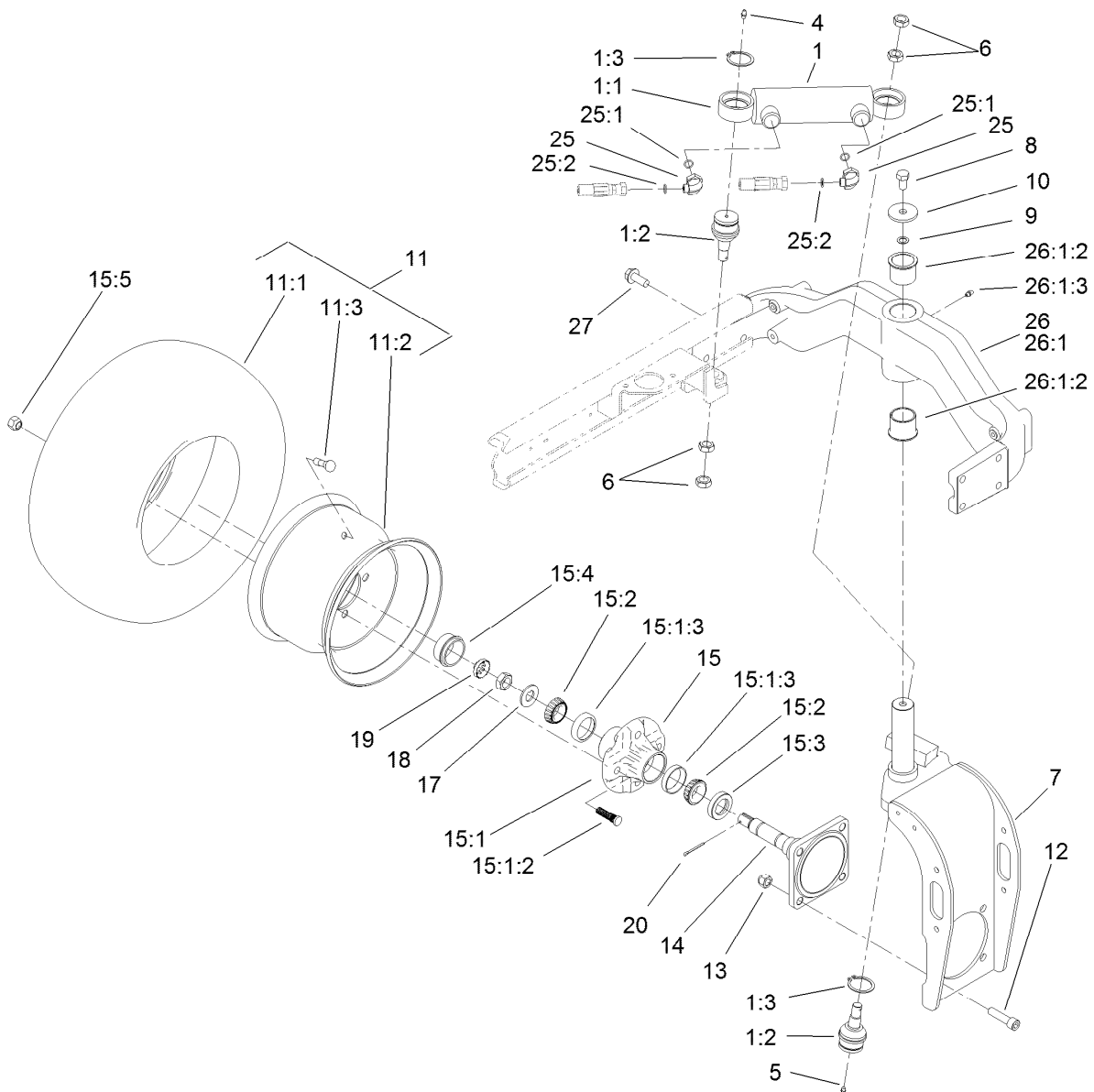
Ref.	Part Number	Qty.	Description	Ref.	Part Number	Qty.	Description
1	108-9003-01	1	Arm-Steering	17:2	68-5140	1	Cap-Wheel, Steering
2	32128-43	4	Nut-Flange	21	68-5370	1	Decal
3	3234-11	4	Screw-HHF	22	95-8842	1	Hose-HYD
4	104-5185-01	1	Bracket-Valve, Steering	23	95-8843	1	Hose-HYD
5	323-5	2	Screw-HH	24	100-4892	1	Hose-HYD
6	93-5988	2	Hub-Pivot	25	100-4893	1	Hose-HYD
7	95-8794-01	1	Cover-Valve, Steering	26	95-8846	1	Hose-HYD
8	32144-10	5	Screw-HWH	27	99-3502	1	Boss
9	67-1300	1	Decal	28	31-0390	1	Disc-Friction
10	233-48	1	Knob	29	82-9010	1	Disc-Friction
11	95-8798-03	1	Lever-Steering	30	80-2930	1	Washer-Flat
12	104-5180	1	Steering Valve ASM	31	3218-7	1	Nut-Jam
13	80-2880	1	Bracket-Tilt	32	33103-012	4	Screw-HHF
14	322-5	1	Screw-HH	36	99-3405-01	1	Shield-Steering
15	3256-3	1	Washer-Flat	39	32128-21	2	Nut-HF Lock
16	32128-44	1	Nut	45	3296-33	1	Nut-Lock, NI
17	75-0560	1	Steering Wheel ASM	46	3256-27	1	Washer-Flat
17:1	32144-21	1	Screw				



Steering Valve Assembly No. 104-5180

Ref.	Part Number	Qty.	Description
1	106-6716	1	Seal Kit
1:1		1	Ring-Seal, Dust ●
1:2		1	Seal-Shaft ●
1:3		1	O-Ring ●
1:4		2	O-Ring ●
1:5		5	O-Ring ●
2		1	Housing ●
3		1	Ball ●
4		1	Stop-Ball ●
7		1	Bearing ASM ●
10		1	Ring ●
11		1	Pin-Cross ●
12		1	Springs ●
13		1	Shaft ●
14		1	Spacer ●
16		1	Plate-Distributor ●
17		1	Gearwheel Set ●
19		1	Cover-End ●
22		1	Screw-Special ●
23		4	Screw-Special ●
24		1	Plate-Name ●
25	3296-33	1	Nut-Lock, NI
26	237-22	3	O-Ring
27	237-21	2	O-Ring

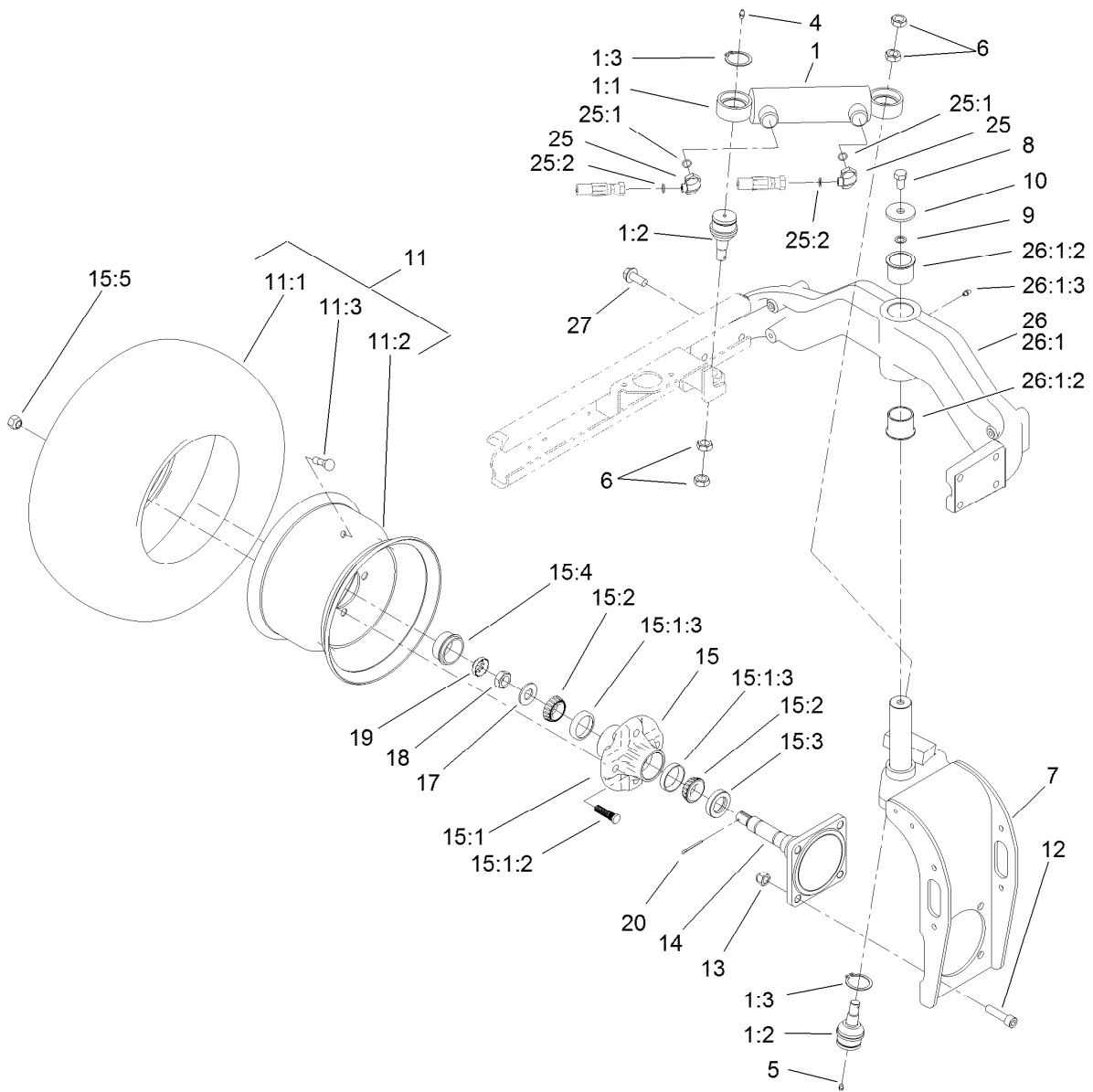
● Not serviced separately



Rear Fork and Tire Assembly

Ref.	Part Number	Qty.	Description	Ref.	Part Number	Qty.	Description
1		1	Steering Cylinder / Balljoint ASM ●	14	115-6655-03	1	Spindle
1:1	94-8141	1	HYD Cylinder ASM	15	117-5115	1	Hub And Bearing ASM
1:2	106-6774	2	Joint-Ball	15:1	117-8251	1	Hub ASM
1:3	32151-104	2	Ring-Retaining, External	15:1:2	114-3918	4	Stud-Wheel
4	302-5	1	Fitting-Grease	15:1:3	254-72	2	Bearing-Cup, Tapered
5	302-59	1	Plug-EXT Hex Spl	15:2	254-94	2	Bearing-Cone, Tapered
6	3220-6	4	Nut-Jam	15:3	112-1690	1	Seal-Oil
7	95-8905-01	1	Fork-Rear	15:4	241-119	1	Cap-Dust
8	325-3	1	Screw-HH	15:5	242-50	4	Nut-Lug
9	3255-2	1	Washer-Lock, EXT	17	93-0309	1	Washer-Tab
10	75-7730	1	Washer-Thrust	18	3220-7	1	Nut-Jam
11		1	Wheel And Tire ASM ●	19	93-0307	1	Nut-Lock, Retainer
11:1	117-5129	1	Rim	20	3272-13	1	Pin-Cotter
11:2	115-1572	1	Tire	25	340-132	2	Fitting-Elbow, 90 DEG
11:3	232-27	1	Stem-Valve	25:1	237-78	1	O-Ring
12	3274-5	4	Screw-HSH	25:2	237-21	1	O-Ring
13	3296-23	4	Nut-Lock, NI	26	107-7828-03	1	Casting-Rear
				26:1		1	Rear Casting ASM ●

● Not serviced separately

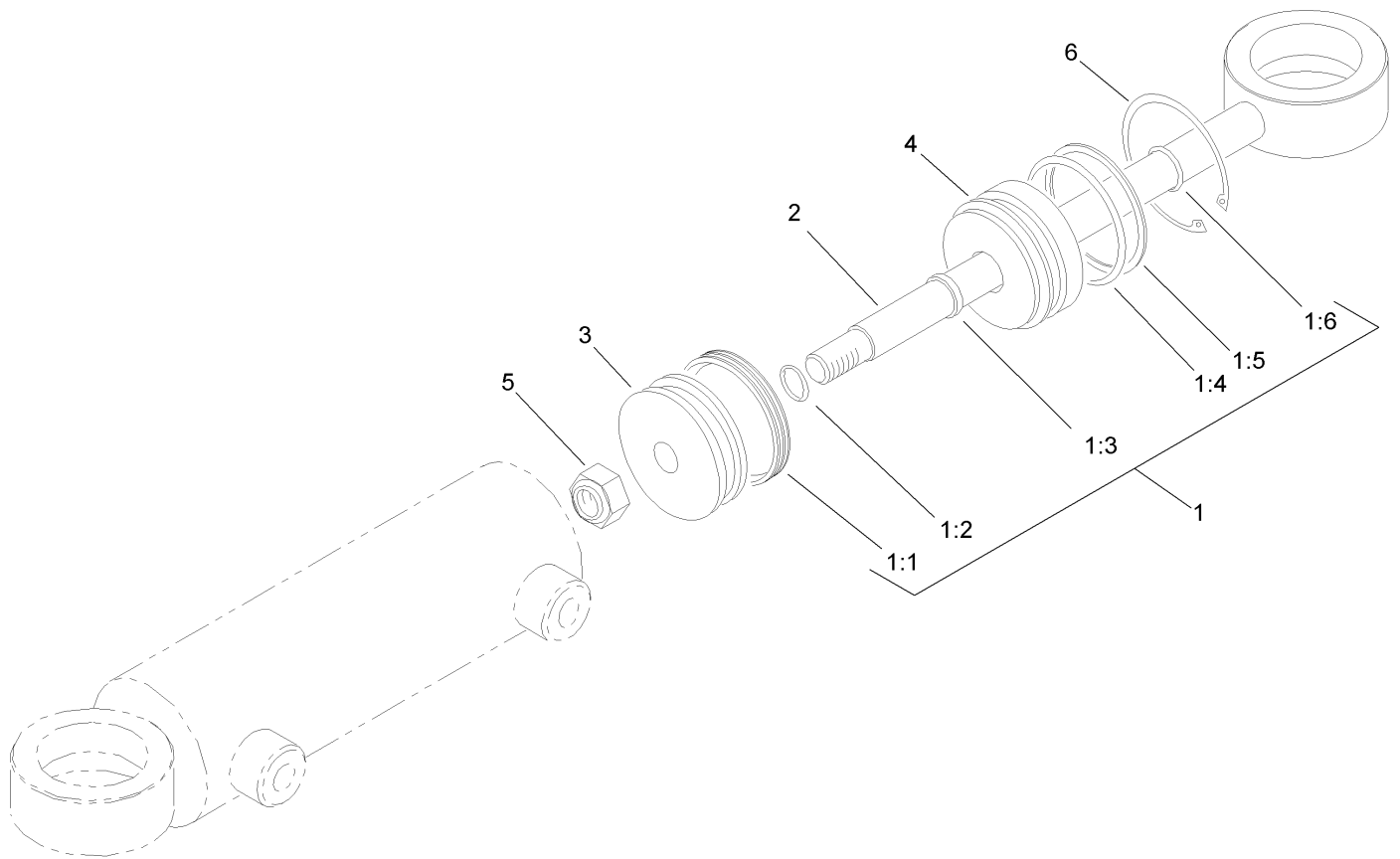


Rear Fork and Tire Assembly (continued)

Ref.	Part Number	Qty.	Description
26:1:2	95-8805	2	Bushing

Ref.	Part Number	Qty.	Description
26:1:3	302-5	1	Fitting-Grease
27	3234-38	8	Screw-HHF

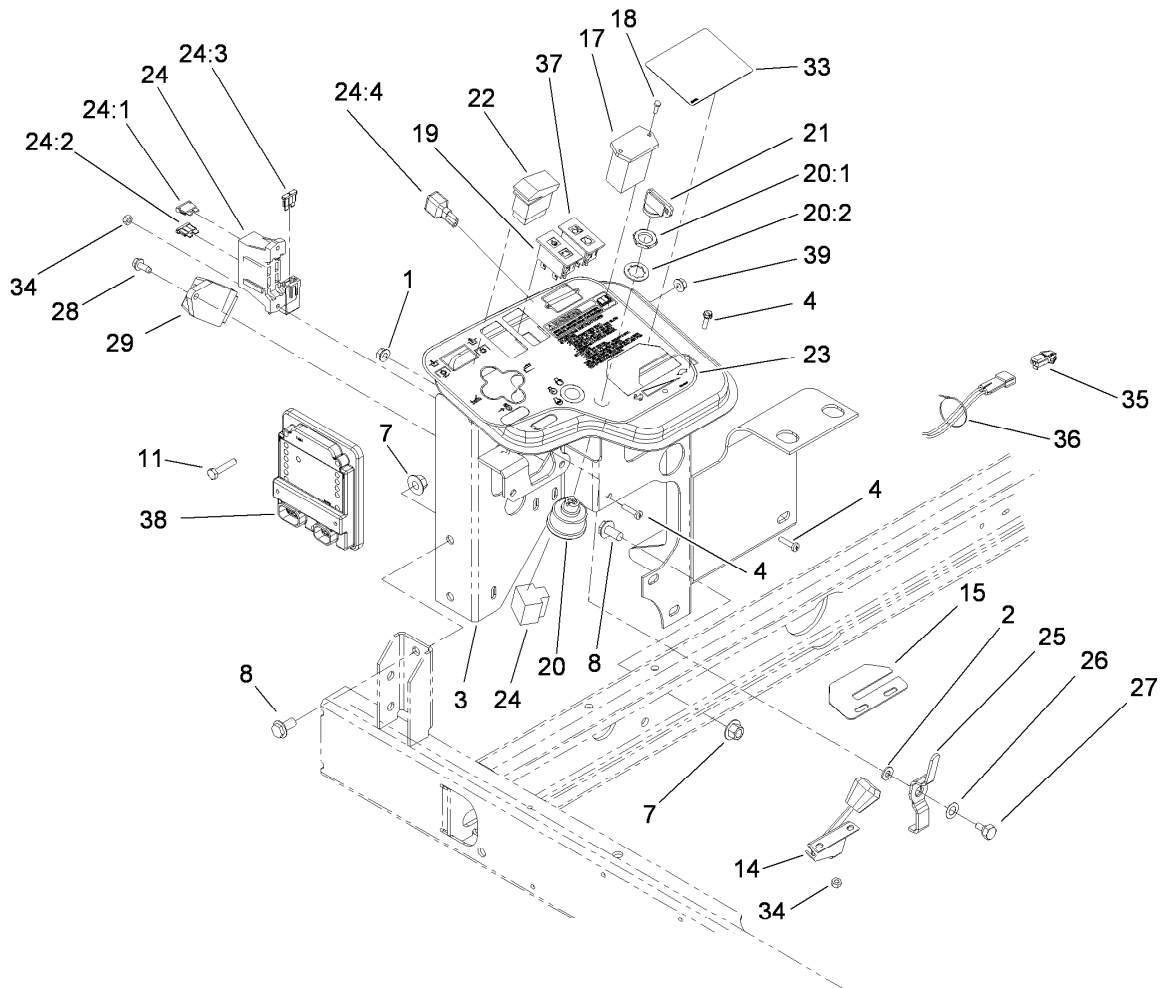
● Not serviced separately



Hydraulic Cylinder Assembly No. 94-8141

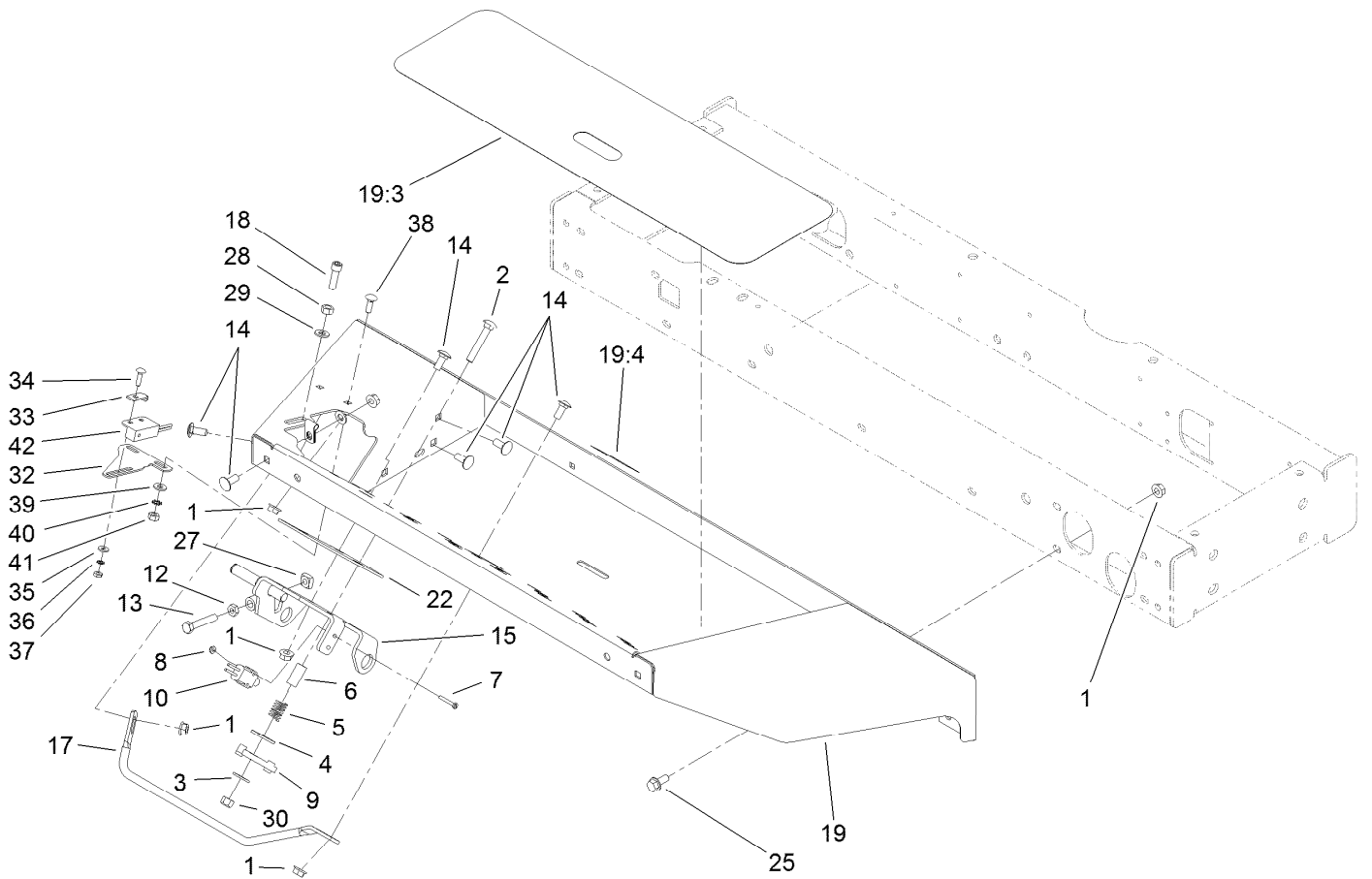
<i>Ref.</i>	<i>Part Number</i>	<i>Qty.</i>	<i>Description</i>
1	86-5390	1	Seal Kit
1:1		1	Uniring ●
1:2		1	O-Ring ●
1:3		1	Seal-Rod ●
1:4		1	O-Ring ●
1:5		1	Ring-Backup ●
1:6		1	O-Ring ●
2		1	Rod ●
3		1	Piston ●
4		1	Gland ●
5		1	Nut-Lock ●
6		1	Ring-Retaining ●

● Not serviced separately



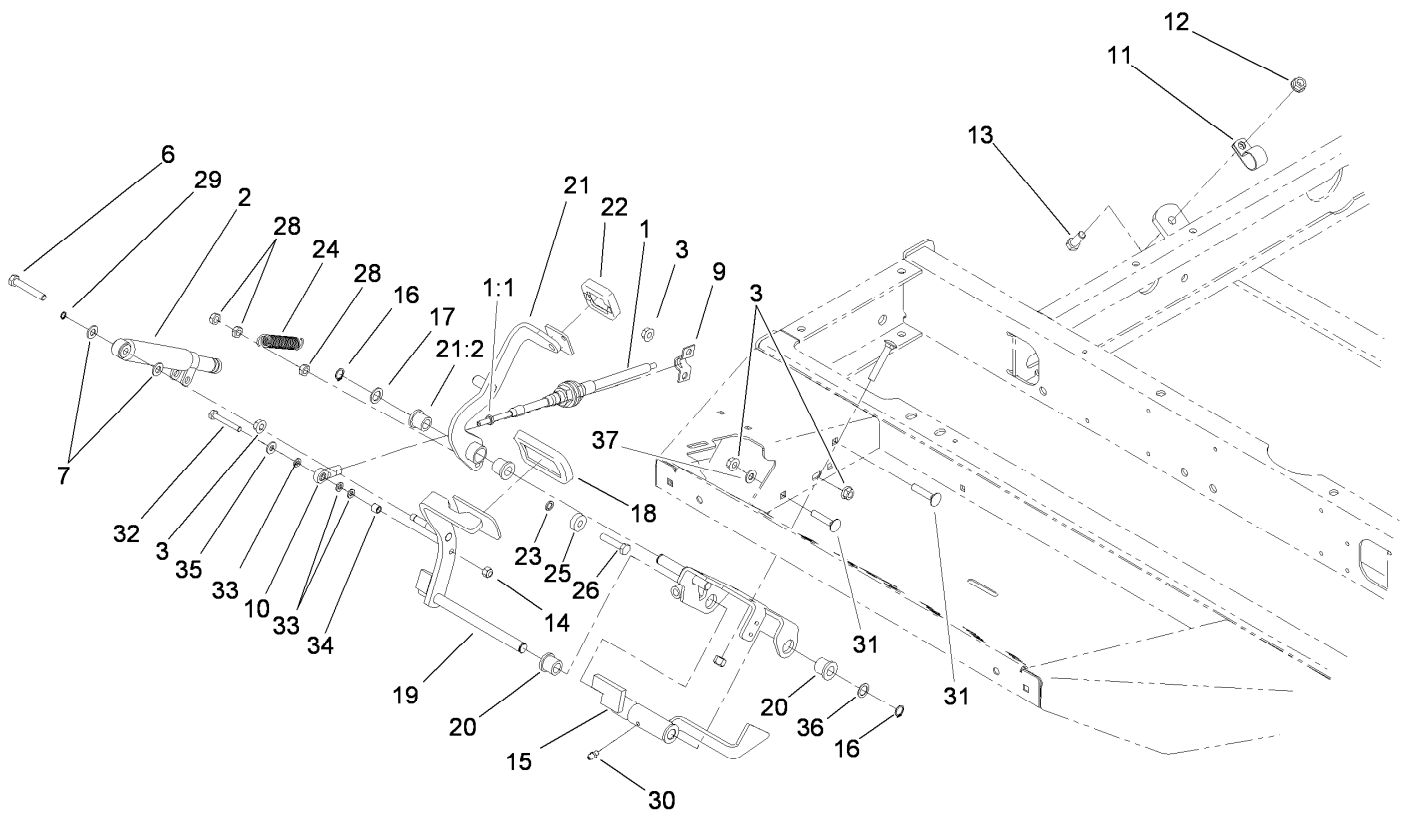
Control Panel Assembly

<i>Ref.</i>	<i>Part Number</i>	<i>Qty.</i>	<i>Description</i>	<i>Ref.</i>	<i>Part Number</i>	<i>Qty.</i>	<i>Description</i>
1	32128-32	1	Nut-HHF	24	112-9911	1	Harness-Wire
2	3256-22	1	Washer-Flat	24:1	218-578	2	Fuse-Blade, 10 Amp
3	115-3496-03	1	Panel-Control	24:2	109355	1	Fuse-Blade, 15 Amp
4	3290-134	4	Screw	24:3	94-6710	1	Fuse-2 Amp
7	32128-43	5	Nut-Flange	24:4	100-4918	1	Diode
8	3234-1	5	Screw-HHF	25	99-3401-03	1	Lever-Valve, Lock
11	321-8	3	Screw-HH	26	3290-477	1	Washer-Curved
14	110-8795	1	Cable-Throttle	27	63-3410	1	Screw-Shoulder
15	104-0421	1	Plate-Stop, Throttle	28	32144-10	1	Screw-HWH
17	75-6820	1	Hourmeter	29	98-7611	1	Controller-Glow
18	32144-18	2	Screw-HWH	33	99-3558	1	Decal-Console, CE
19	100-8070	1	Lamp-Warning	34	3290-148	4	Nut-HF
20	104-2541	1	Ignition Switch ASM	35	104-4875	1	Harness-Wire, Jumper
20:1	218-461	1	Nut-HH	36	3290-379	1	Tie-Cable
20:2	3254-5	1	Washer-Lock	37	100-8071	1	Lamp-Warning
21	63-8360	2	Key-Ignition	38	106-9277	1	Module-Control, Standard
22	95-8999	1	Switch	39	32128-33	3	Nut-HF
23	108-9006	1	Decal-Console				



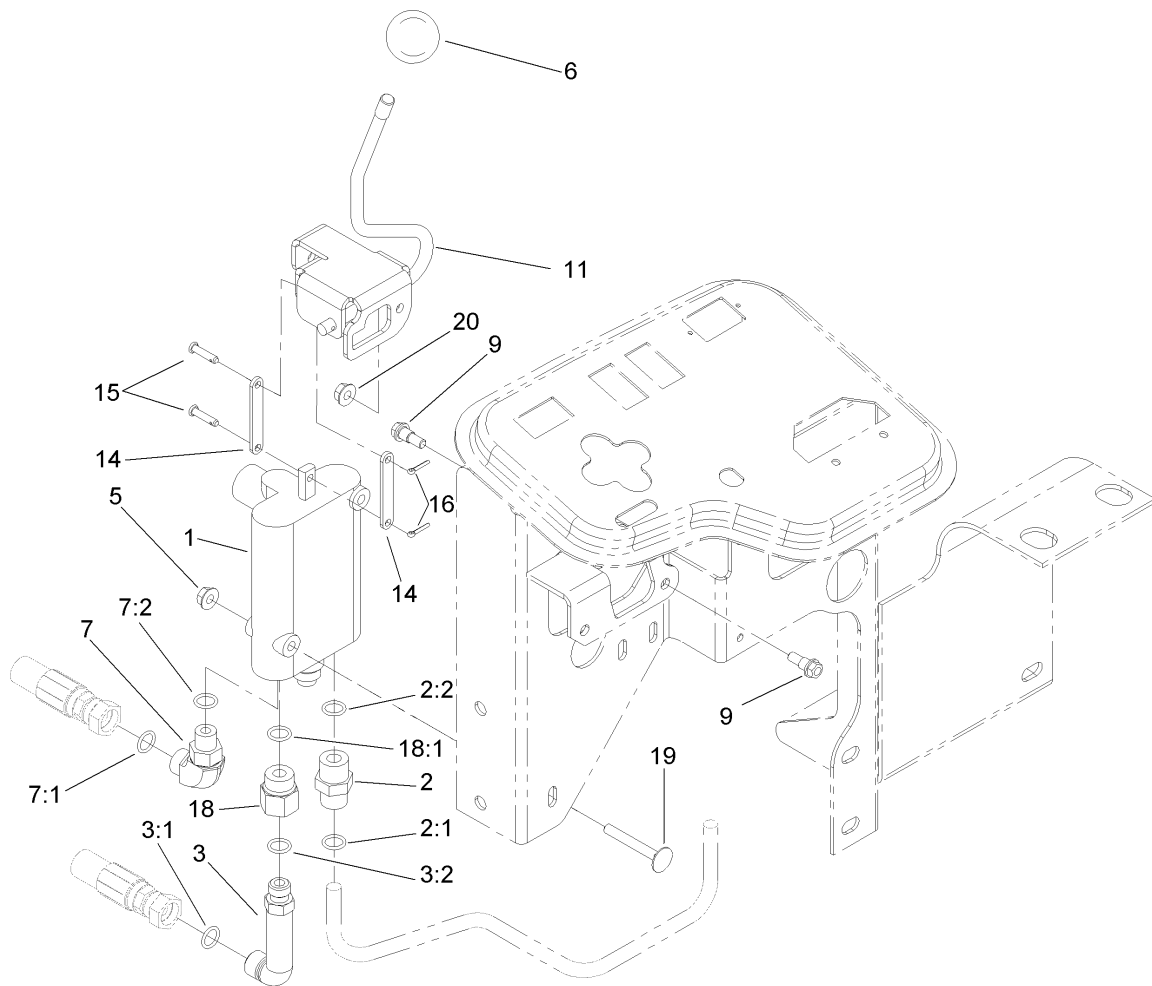
Front Platform Assembly

Ref.	Part Number	Qty.	Description	Ref.	Part Number	Qty.	Description
1	32128-20	17	Nut-HF	19:4	99-3444	1	Decal-Mow / Transport
2	3230-6	1	Bolt-CARR	22	106-2661-01	1	Plate-Support
3	3256-3	1	Washer-Flat	25	3234-5	10	Screw-HHF
4	3256-40	1	Washer-Flat	27	99-3565	1	Nut-Square
5	65-9940	1	Spring	28	3217-6	1	Nut-Hex
6	95-8866	1	Tube-Arm, Rocker	29	3256-23	1	Washer-Plain
7	32105-9	2	Screw	30	3296-29	1	Nut-Lock, NI
8	3296-9	2	Nut-Hex	32	100-4871	1	Bracket-Switch, Neutral
9	99-3593	1	Arm-Rocker	33	100-4872	1	Plate-Switch, Neutral
10	95-8900	1	Switch	34	3229-20	1	Screw-CARR
12	3218-2	1	Nut-Hex Jam	35	3256-14	1	Washer-Flat
13	322-41	1	Bolt-Hex, TAP	36	3255-17	1	Washer-Lock, EXT
14	3230-23	6	Bolt-CARR	37	3296-2	1	Nut-Lock, NI
15	95-8869-03	1	Bracket-Pedal, Traction	38	3229-1	2	Screw-CARR
17	95-8893	1	Bar-Deflector	39	3256-22	2	Washer-Flat
18	3274-22	1	Screw-HSH	40	3255-7	2	Washer-Lock/EXT
19	106-4154	1	Floorplate ASM	41	3217-5	2	Nut-Hex
19:3	99-3478	1	Tread-Foot	42	100-1270	1	Switch-Proximity



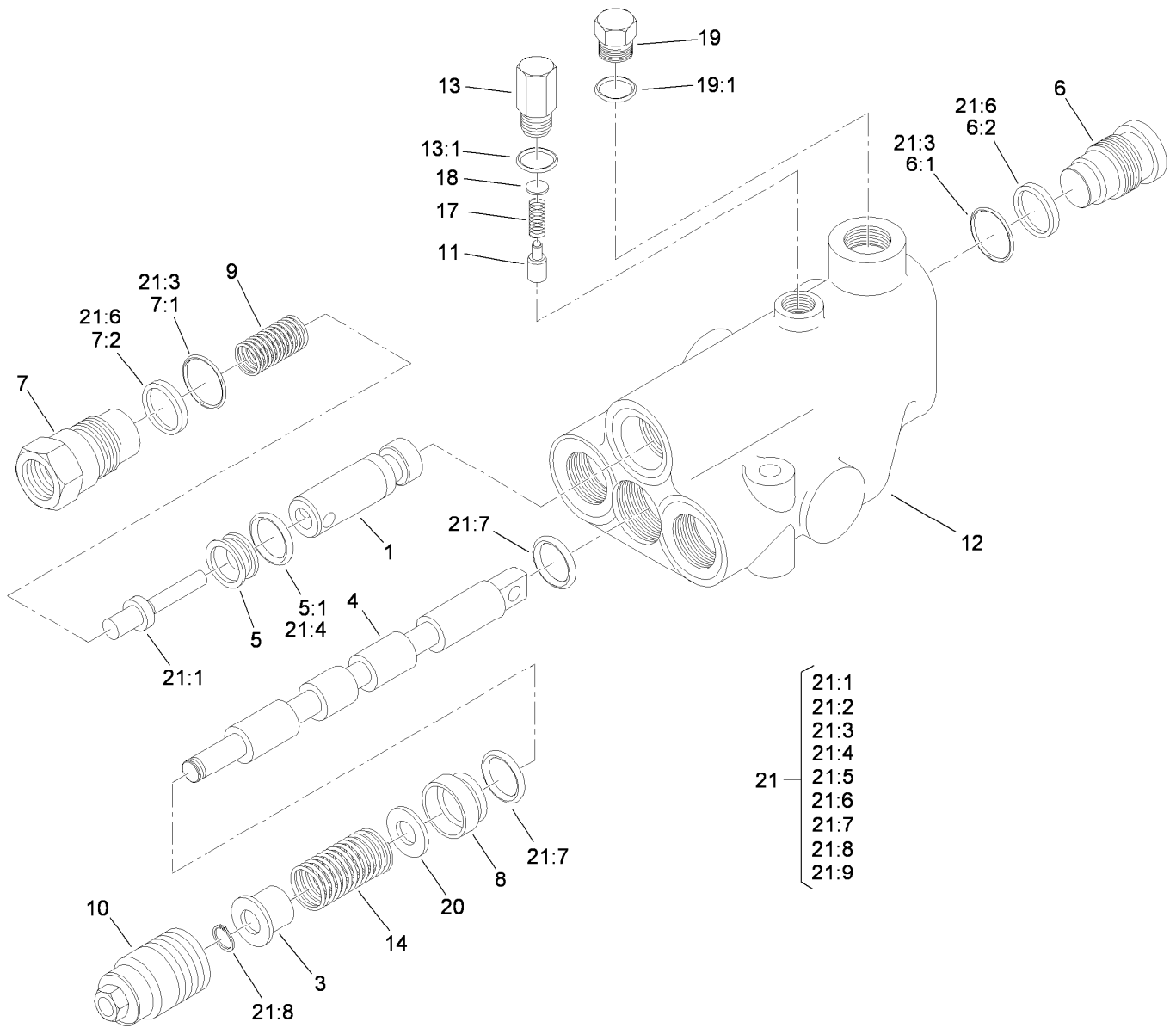
Traction Pedal Assembly

<i>Ref.</i>	<i>Part Number</i>	<i>Qty.</i>	<i>Description</i>	<i>Ref.</i>	<i>Part Number</i>	<i>Qty.</i>	<i>Description</i>
1	100-4815	1	Cable-Control, Traction	21	99-3379	1	Pedal-Reverse ASM
1:1	3220-1	2	Nut-Jam	21:2	256-243	2	Bearing-Flange
2	76-8870	1	Damper-Lever	22	74-9110	1	Pad-Pedal, Reverse
3	32128-20	5	Nut-HF	23	75-5470	1	Spacer-Bearing
6	322-10	1	Screw-HH	24	99-3476	1	Spring-Extension
7	3256-23	2	Washer-Plain	25	251-259	1	Bearing-Ball
9	93-2092	1	Clamp-Cable	26	322-7	1	Screw-HH
10	2411-41	1	Rod End-Ball Joint	28	3296-47	3	Nut-Lock,NI
11	2412-41	1	Clamp-R	29	32151-3	1	Ring-Grip
12	3290-357	1	Nut-HHF, Whiz	30	302-5	1	Fitting-Grease
13	323-6	1	Screw-HH	31	3230-27	1	Screw-CARR
14	3296-42	1	Nut-Lock, NI	32	321-10	1	Screw-HH
15	95-8861	1	Slide	33	33093-00	3	Washer-Flat
16	32151-84	2	Ring-Shaft, EXT	34	99-3545	1	Spacer
17	41-8440	1	Washer	35	3256-22	1	Washer-Flat
18	74-9100	1	Pad-Pedal, Forward	36	73-0040	4	Washer-Thrust
19	104-4852-03	1	Pedal-Traction	37	3256-24	1	Washer-Flat
20	256-243	2	Bearing-Flange				



Control Valve Assembly

Ref.	Part Number	Qty.	Description
1	95-8689	1	Single Spool Control Valve ASM
2	340-3	1	Fitting-Straight
2:1	237-22	1	O-Ring
2:2	237-79	1	O-Ring
3	69-4320	1	Fitting-HYD, 90 DEG
3:1	237-22	1	O-Ring
3:2	237-42	1	O-Ring
5	32128-33	2	Nut-HF
6	233-42	1	Knob
7	340-77	1	Fitting-Elbow, 90 DEG
7:1	237-22	1	O-Ring
7:2	237-42	1	O-Ring
9	42-3560	2	Bolt-Shoulder
11	95-8692	1	Lever ASM
14	95-8634	2	Link
15	283-16	2	Pin-Clevis
16	3272-1	2	Pin-Cotter
18	353-397	1	Reducer-Adapter
18:1	237-79	1	O-Ring
19	3230-33	2	Screw-CARR
20	32128-32	2	Nut-HHF

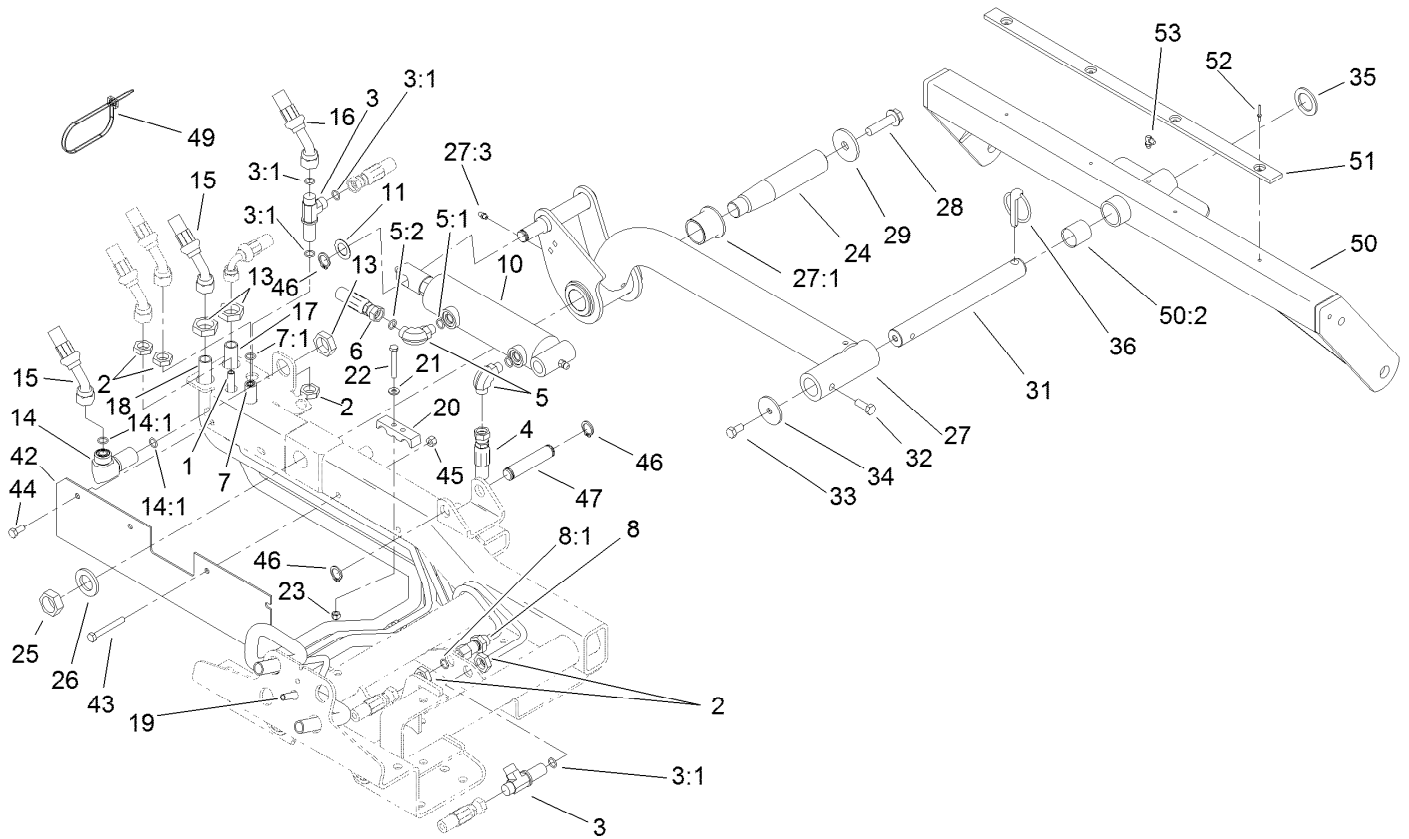


Single Spool Control Valve Assembly No. 95-8689

Ref.	Part Number	Qty.	Description
1	99-3586	1	Plunger
3	58-6310	1	Spacer
4		1	Spool ●
5	58-6330	1	Seat
5:1	58-6340	1	O-Ring
6	58-6350	1	Plug
6:1	60-5720	1	O-Ring
6:2	58-6370	1	Washer
7	69-1800	1	Plug ASM
7:1	60-5720	1	O-Ring
7:2	58-6370	1	Washer
8	58-6400	1	Bushing
9	69-1810	1	Spring
10	58-6420	1	Cap
11	99-3585	1	Detent-Plunger
12		1	Body ●
13	99-3588	1	Plug ASM

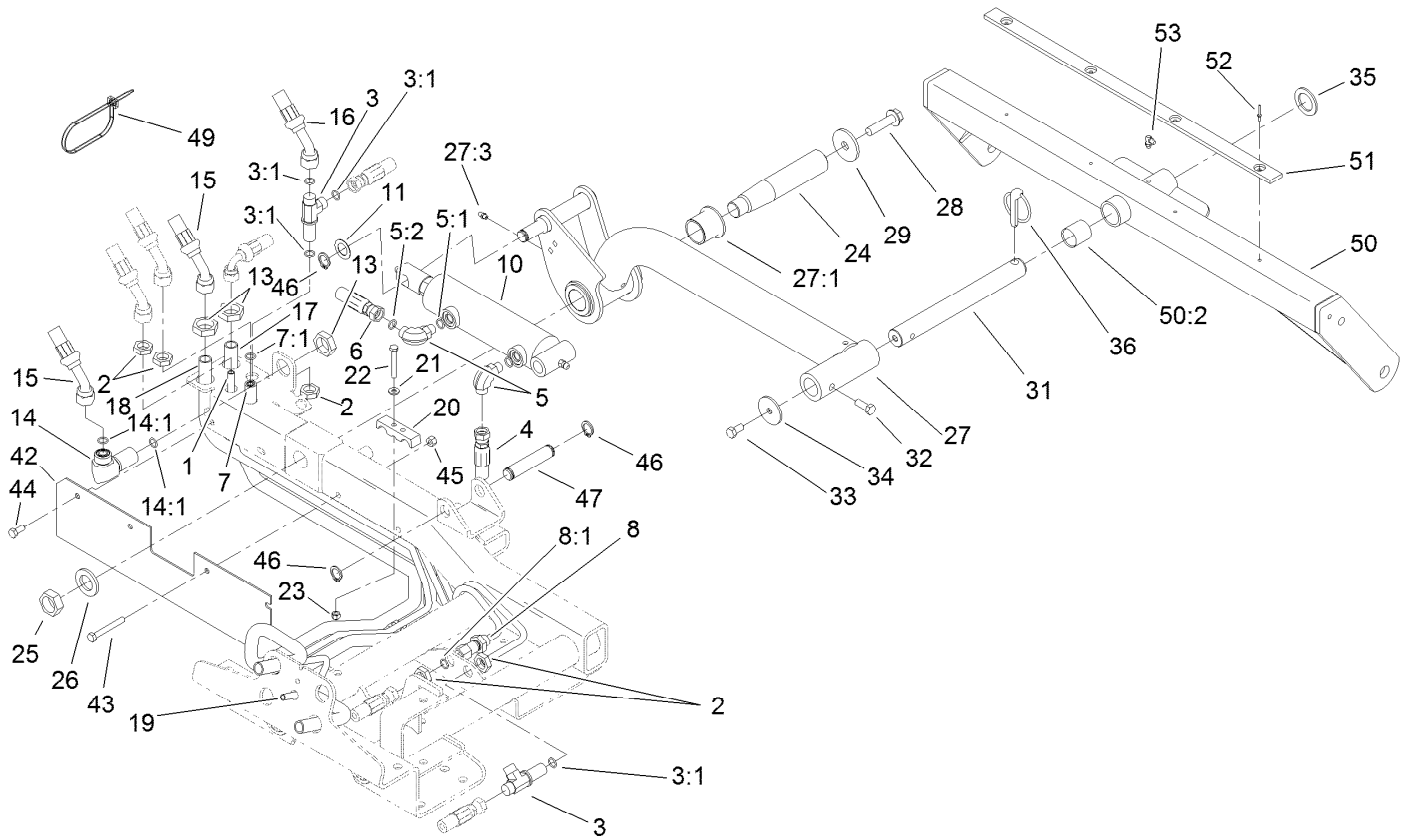
Ref.	Part Number	Qty.	Description
13:1	60-6410	1	O-Ring
14	99-3531	1	Spring
17	99-3587	1	Spring
18	60-6450	1	Disc
19	353-989	1	Plug-Hex, Hollow
19:1	237-42	1	O-Ring
20	65-2770	1	Washer
21	99-3589	1	Seal Kit
21:1	58-6290	2	Poppet
21:2	58-6320	1	Wiper
21:3	60-5720	2	O-Ring
21:4	58-6340	2	O-Ring
21:5	93-6314	1	O-Ring
21:6	58-6370	2	Washer
21:7	58-6450	2	O-Ring
21:8	58-6460	1	Ring-Retaining
21:9		1	O-Ring ●

● Not serviced separately



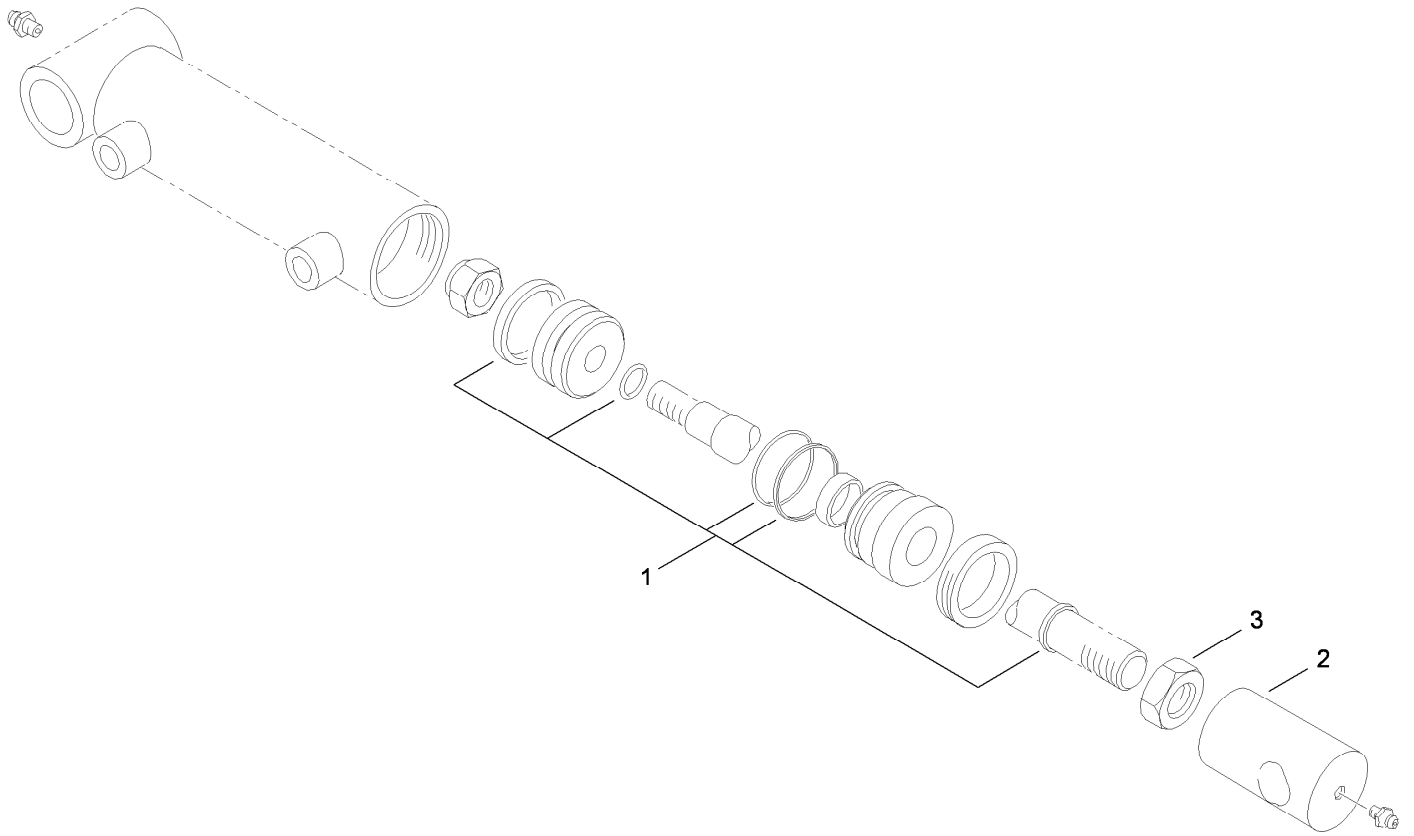
Rear Lift Arm Assembly

Ref.	Part Number	Qty.	Description	Ref.	Part Number	Qty.	Description
1	104-0402	1	Tube-HYD	18	104-0400	1	Tube ASM
2	340-70	5	Nut-Lock	19	104-0404	1	Tube ASM
3	340-68	2	Fitting-Tee, Bulkhead	20	99-3641	2	Clamp-Tube
3:1	237-22	3	O-Ring	21	3256-22	4	Washer-Flat
4	104-0407	1	Hose-HYD	22	321-11	2	Screw-HH
5	340-77	2	Fitting-Elbow, 90 DEG	23	3296-42	2	Nut-Lock, NI
5:1	237-22	1	O-Ring	24	95-8990	1	Shaft-Pivot, Rear
5:2	237-42	1	O-Ring	25	3220-9	1	Nut-Jam
6	99-3579	1	Hose-HYD	26	86-1480	1	Washer
7	104-0403	1	Tube ASM	27	115-3473	1	Rear Liftarm ASM
7:1	237-22	1	O-Ring	27:1	69-6470	2	Bushing-Caster
8	340-71	1	Fitting-Straight, Bulkhead	27:3	302-5	1	Fitting-Grease
8:1	237-22	2	O-Ring	28	3234-27	1	Screw-HHF
10	112-9916	1	HYD Cylinder ASM	29	75-7730	1	Washer-Thrust
11	3-6498	1	Washer-Thrust	31	100-4944	1	Shaft-Pivot, Cutting Unit
13	340-74	3	Nut-Lock, Bulkhead	32	323-6	1	Screw-HH
14	340-72	1	Fitting-Bulkhead, 90 DEG	33	323-4	1	Screw-HH
14:1	237-65	2	O-Ring	34	63-7400	1	Washer-Rebound
15	108-9004	2	Hose ASM	35	3-6781	1	Washer-Thrust
16	115-3412	1	Hose-HYD	36	283-71	1	Pin-Lynch
17	104-0401	1	Tube ASM	42	104-0453-03	1	Guard



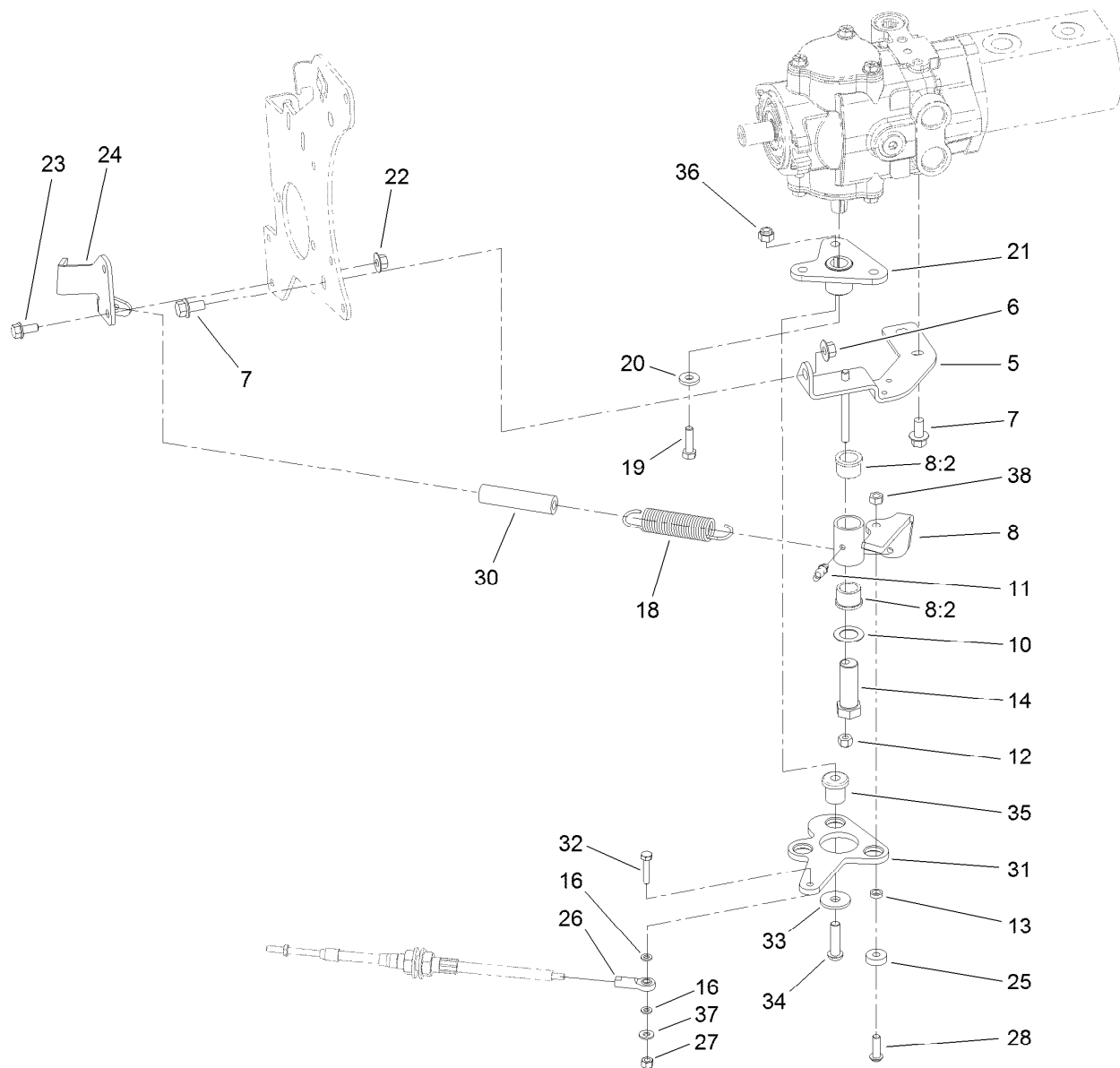
Rear Lift Arm Assembly (continued)

<i>Ref.</i>	<i>Part Number</i>	<i>Qty.</i>	<i>Description</i>	<i>Ref.</i>	<i>Part Number</i>	<i>Qty.</i>	<i>Description</i>
43	322-12	2	Screw-HH	50	104-4229	1	Rear Carrier Frame ASM
44	322-3	2	Screw-HH	50:2	108-4000	2	Bushing
45	32128-20	4	Nut-HF	51	95-8936	1	Strip-Wear
46	32120-93	3	Ring-Retaining	52	3269-18	4	Rivet-Blind
47	95-8575	1	Pin-Clevis	53	302-60	1	Fitting-Grease
49	3334-945	2	Tie-Cable				



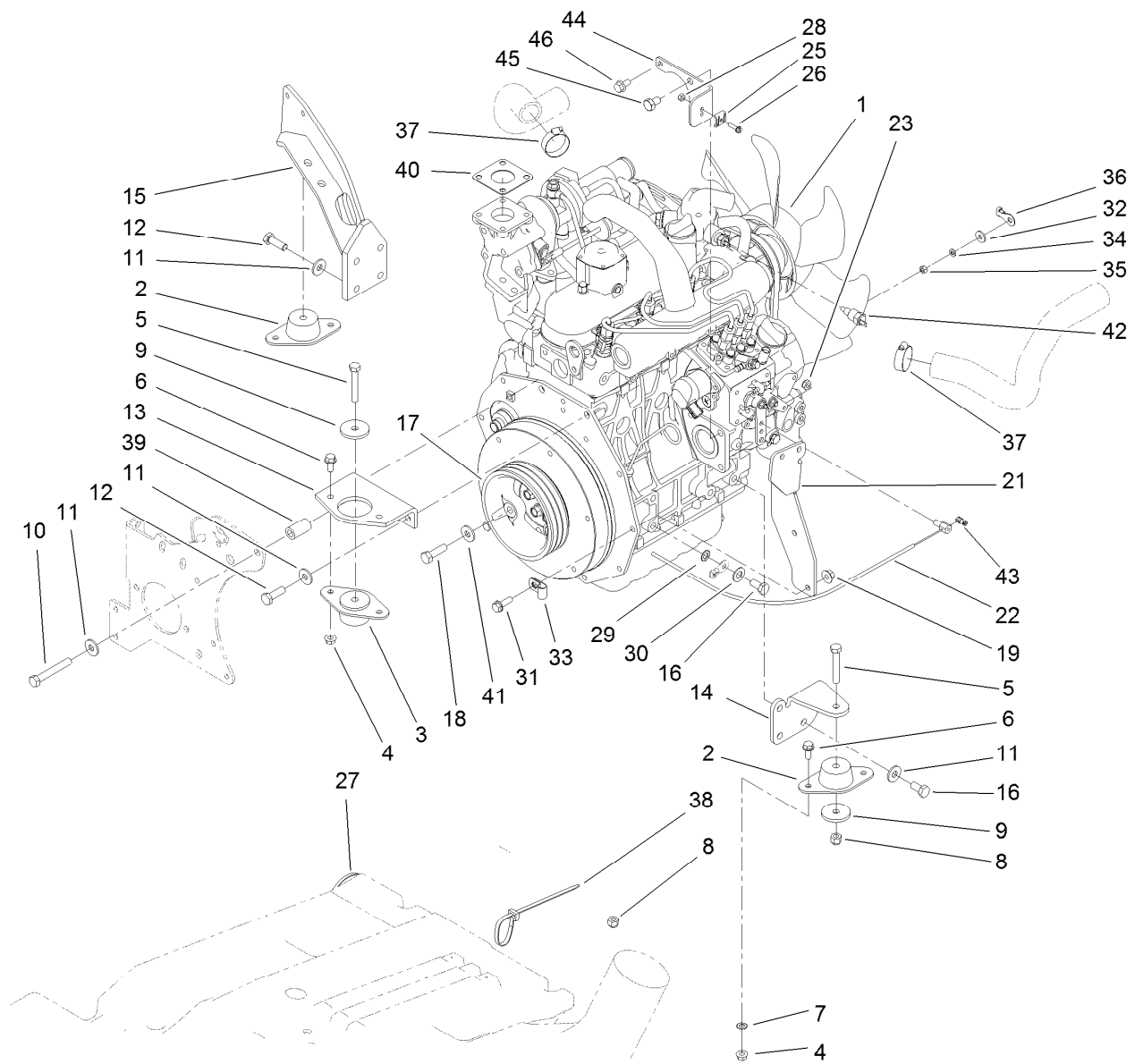
Hydraulic Cylinder Assembly No. 112-9916

<i>Ref.</i>	<i>Part Number</i>	<i>Qty.</i>	<i>Description</i>
1	115-3410	1	Seal Kit
2	108-9035	1	Clevis
3	3220-7	1	Nut-Jam



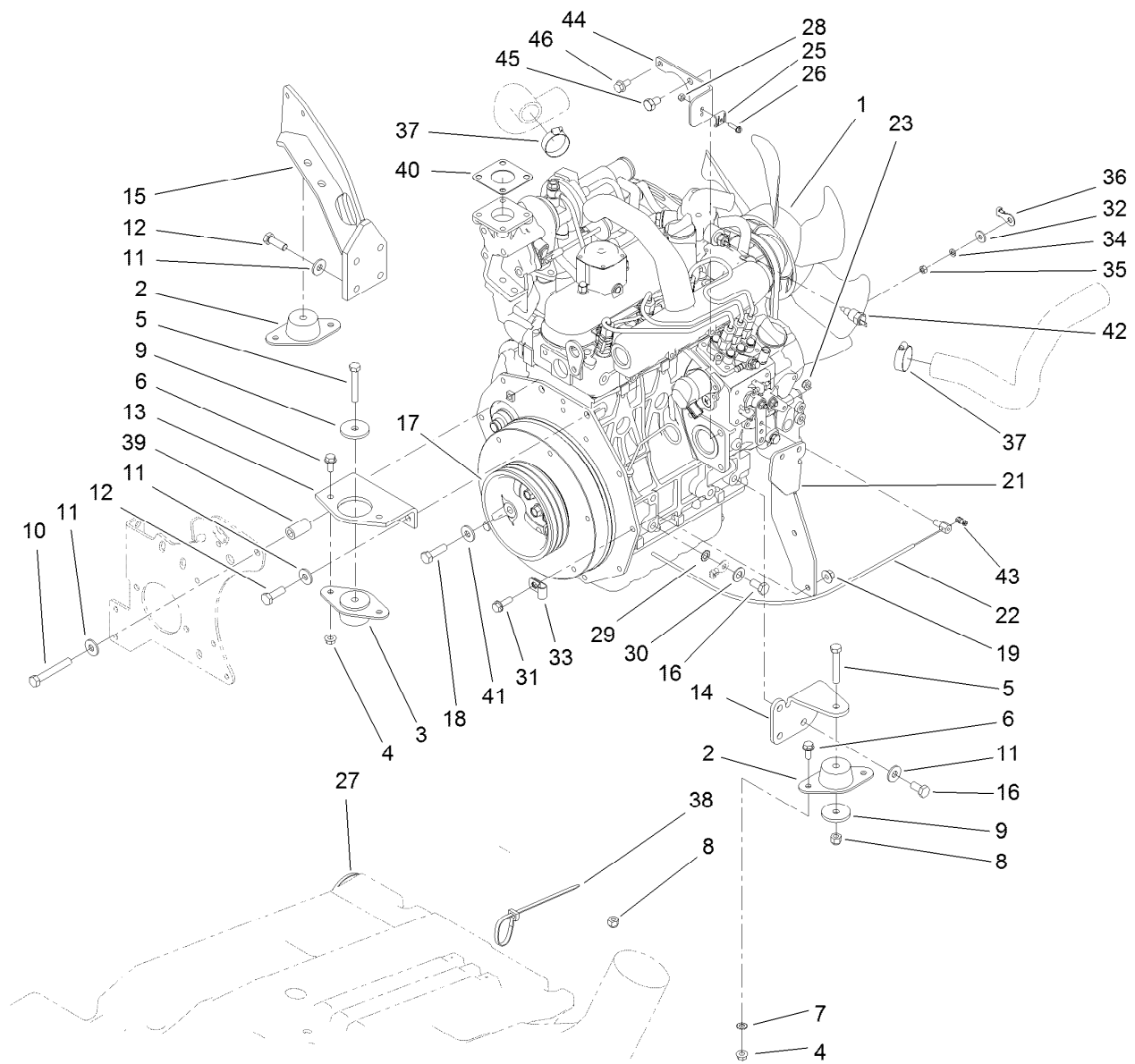
Neutral Arm Assembly

Ref.	Part Number	Qty.	Description	Ref.	Part Number	Qty.	Description
5	95-8960-03	1	Bracket-Neutral	23	3234-5	2	Screw-HHF
6	32128-43	1	Nut-Flange	24	104-0464-03	1	Bracket-Support, Cable
7	3234-1	3	Screw-HHF	25	251-259	1	Bearing-Ball
8	104-0422	1	Neutral Arm ASM	26	2411-41	1	Rod End-Ball Joint
8:2	256-113	2	Bushing-Flange	27	3296-42	1	Nut-Lock, NI
10	3-6498	1	Washer-Thrust	28	3274-104	1	Screw-HSBH
11	302-60	1	Fitting-Grease	30	99-3556	1	Hose
12	3296-29	1	Nut-Lock, NI	31	99-3594-03	1	Lever-Pump
13	100-4817	1	Spacer	32	321-8	1	Screw-HH
14	76-8640	1	Stud-Traction	33	2844	3	Washer
16	33093-00	2	Washer-Flat	34	95-3857	3	Screw-HSBH
18	94-1369	1	Spring-Extension	35	63-9750	3	Mount
19	3210-6	1	Screw-HH	36	3296-39	3	Nut-Lock, NI
20	88-7200	1	Washer-Flat	37	3256-22	1	Washer-Flat
21	99-3598-03	1	Hub	38	32153-3	1	Nut-Hex, Side Deform
22	32128-44	2	Nut				



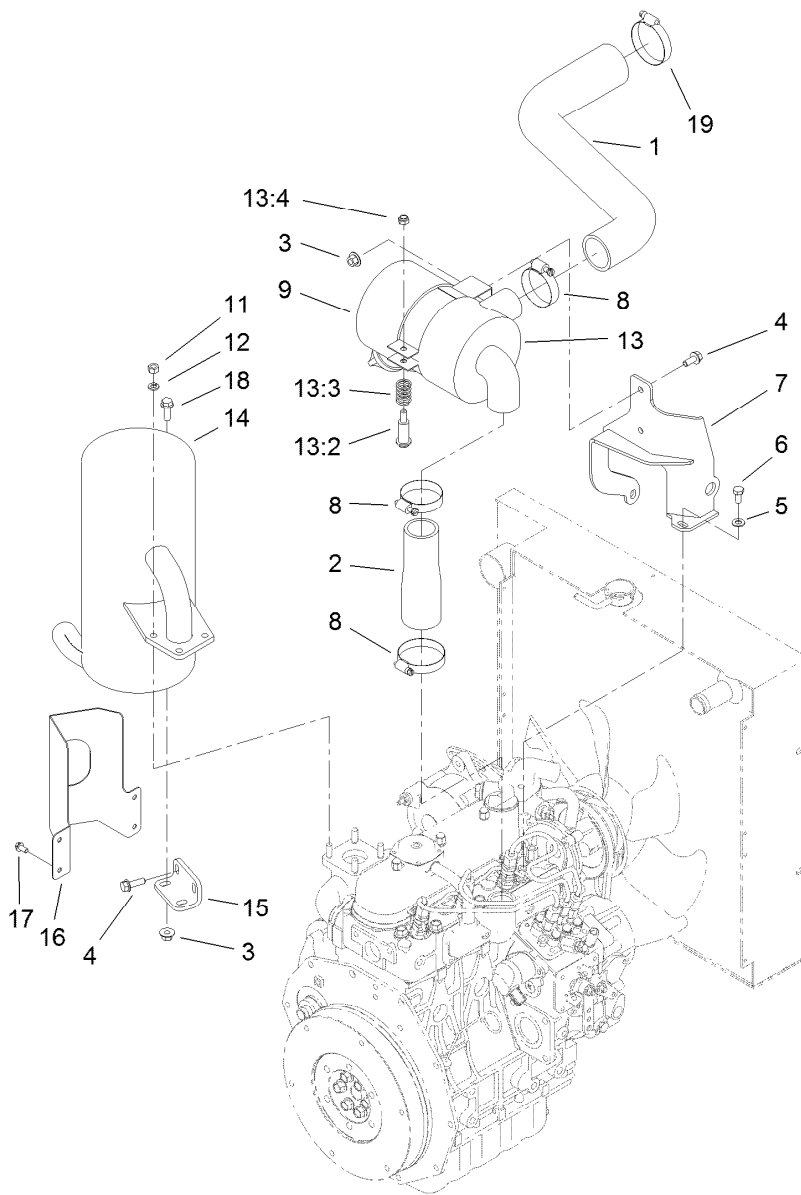
Engine Assembly

Ref.	Part Number	Qty.	Description	Ref.	Part Number	Qty.	Description
1	119-2025	1	Engine ASM	23	3296-20	1	Nut-Lock, NI
2	83-1030	2	Mount-Engine	25	81-1690	1	Clamp-Cable
3	93-5265	1	Mount-Engine	26	32105-13	1	Screw-HWH
4	32128-20	6	Nut-HF	27	3290-379	2	Tie-Cable
5	323-11	3	Screw-HH	28	3296-2	1	Nut-Lock, NI
6	3234-5	6	Screw-HHF	29	3255-9	1	Washer-Lock
7	3255-8	1	Washer-Lock	30	3256-25	1	Washer-Flat
8	3296-39	3	Nut-Lock, NI	31	3234-17	2	Screw-HHF
9	80-8560	3	Washer-Hardened	32	3256-78	1	Washer-Flat
10	42-9370	1	Screw-HH	33	2412-10	1	Clamp-R
11	80-6990	9	Washer-Hardened	34	43-5930	1	Washer-Lock, Spring
12	95-8812	5	Screw-HH	35	48-7890	1	Nut-Hex
13	99-3618-03	1	Mount-Engine, Front	36	99-3441	1	Harness-Wire, Fusible Link
14	95-8937-03	1	Mount-Engine, LH	37	2412-34	2	Clamp-Hose
15	100-4838-03	1	Mount-Engine	38	3290-378	14	Tie-Cable
16	63-7790	4	Screw-Cap	39	95-8736	1	Spacer
17	99-3626	1	Pulley-3V	40	98-9611	1	Gasket
18	56-2140	3	Screw-HH	41	3256-24	3	Washer-Flat
19	32128-44	2	Nut	42	106-7772	1	Thermoswitch
21	115-3487-03	1	Bracket-Mount, Fuel Filter	43	112-9919	1	Stop-Cable, Throttle
22	98-9311	1	Swivel-Throttle	44	110-9009-03	1	Bracket-Cable, Throttle



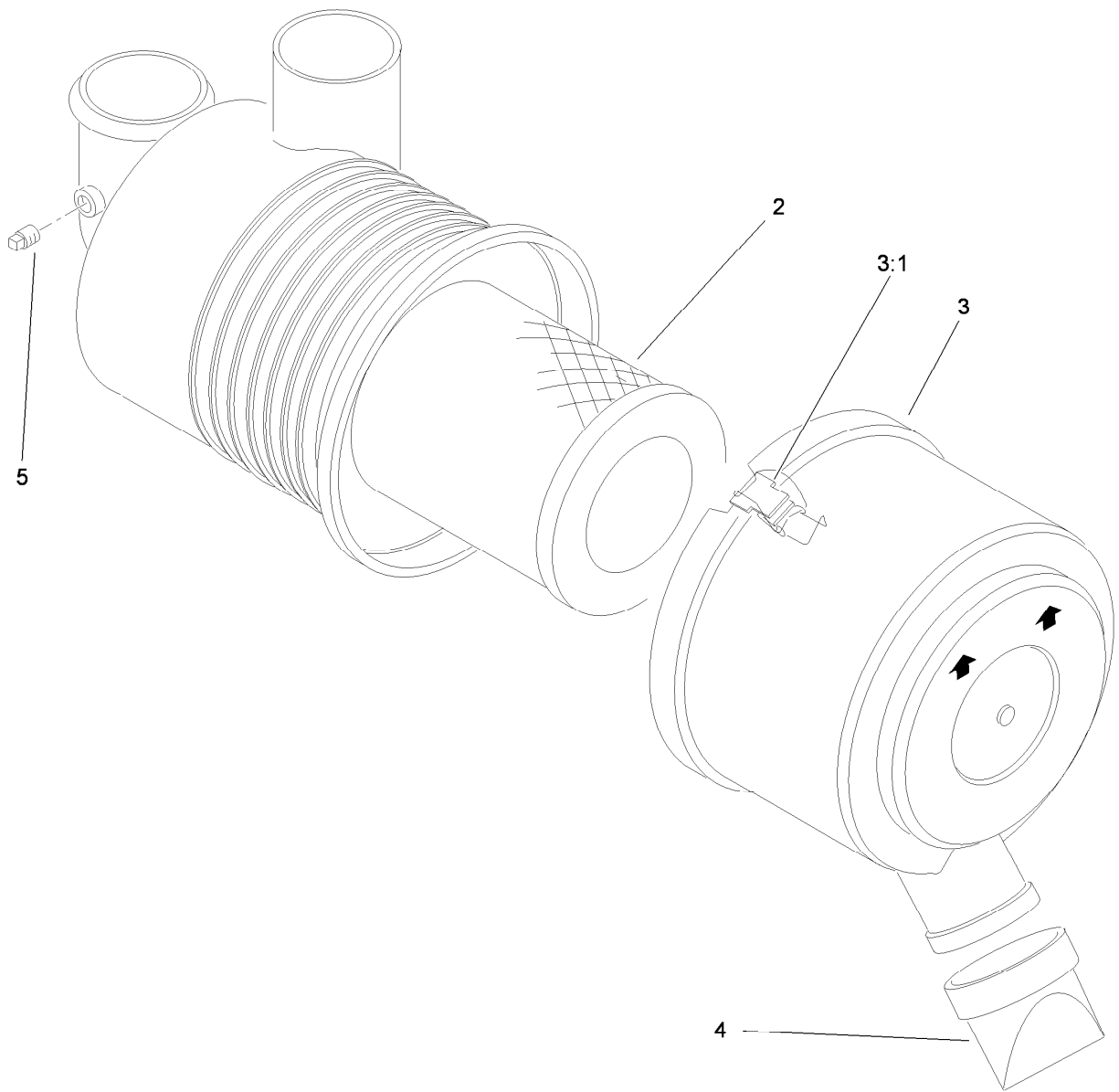
Engine Assembly (continued)

<i>Ref.</i>	<i>Part Number</i>	<i>Qty.</i>	<i>Description</i>
45	70-8470	1	Screw-HH
46	33104-016	1	Screw-HHF



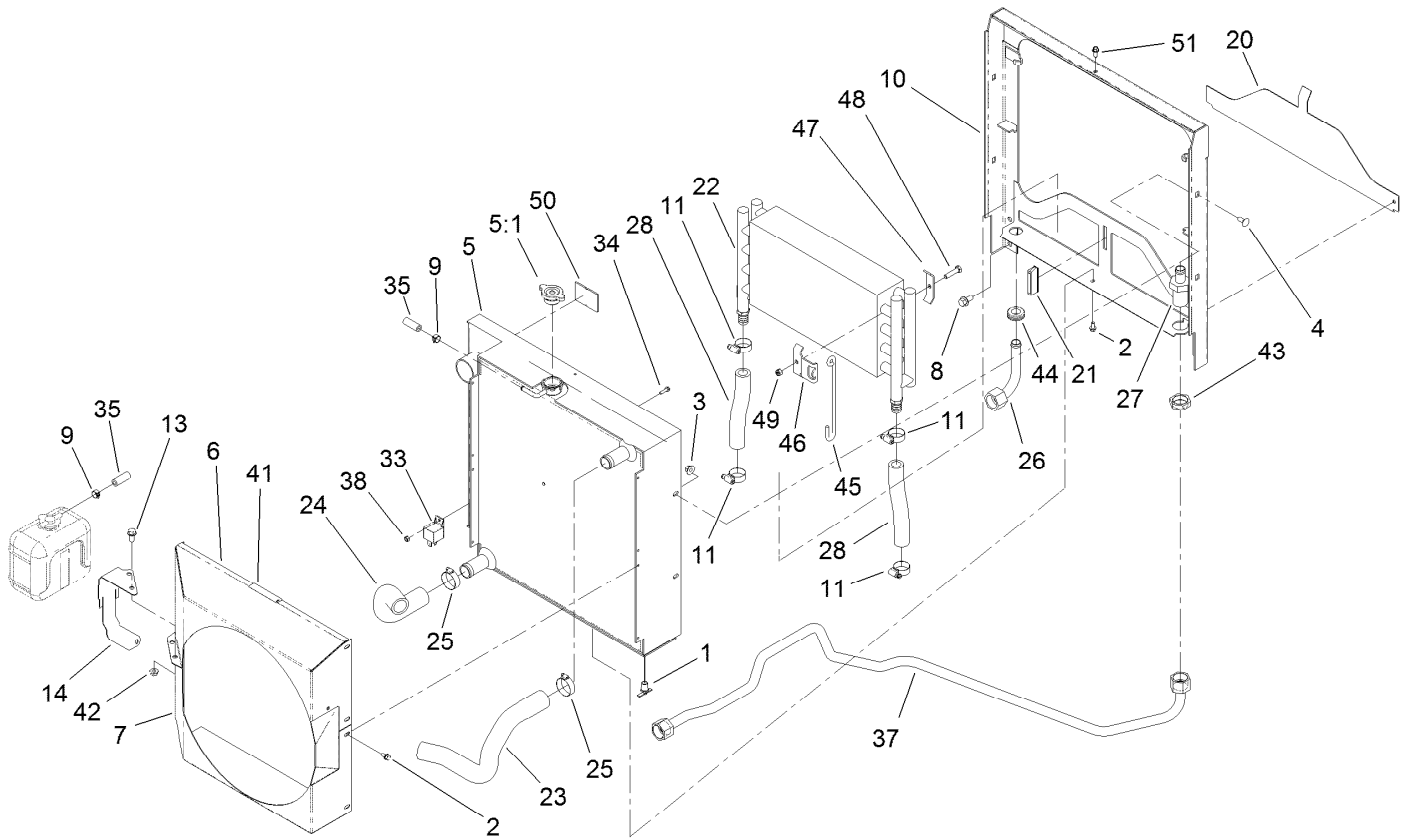
Air Cleaner and Muffler Assembly

<i>Ref.</i>	<i>Part Number</i>	<i>Qty.</i>	<i>Description</i>	<i>Ref.</i>	<i>Part Number</i>	<i>Qty.</i>	<i>Description</i>
1	120-3354	1	Hose-Air Inlet, Upper	13	93-2191	1	Air Cleaner Mounting Band ASM
2	95-8947	1	Hose-Air Inlet, Lower	13:2	94-3653	1	Bolt
3	32128-44	6	Nut	13:3	94-3654	1	Spring
4	3234-5	3	Screw-HHF	13:4	48-9510	1	Nut
5	3256-23	2	Washer-Plain	14	104-4834	1	Muffler
6	33114-016	2	Screw-HH	15	95-8943-03	1	Bracket-Muffler
7	99-3355-03	1	Bracket-Filter, Air	16	99-3425-03	1	Guard-Exhaust
8	2412-92	3	Clamp-Hose	17	32144-4	4	Screw-HWH
9	93-2190	1	Air Cleaner ASM	18	3234-17	3	Screw-HHF
11	33014-00	4	Nut-Hex	19	2412-130	1	Clamp-Hose
12	3253-4	4	Washer-Lock				



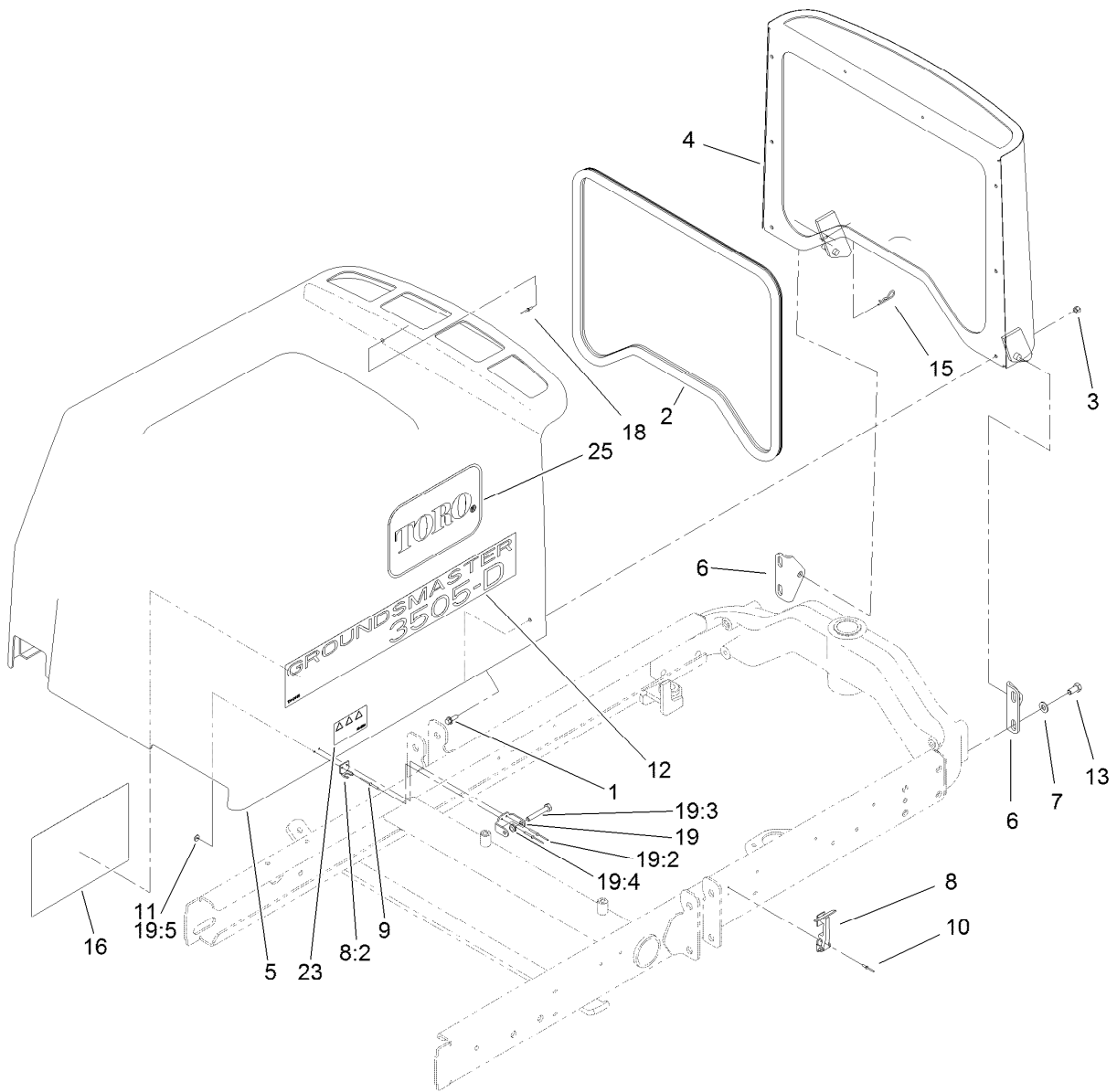
Air Cleaner Assembly No. 93-2190

<i>Ref.</i>	<i>Part Number</i>	<i>Qty.</i>	<i>Description</i>
2	108-3811	1	Filter-Air
3	94-3652	1	Cover ASM
3:1	1-643283	2	Latch-Cleaner, Air
4	87-9400	1	Valve-Vacuator
5	285-17	1	Plug-Pipe



Radiator Assembly

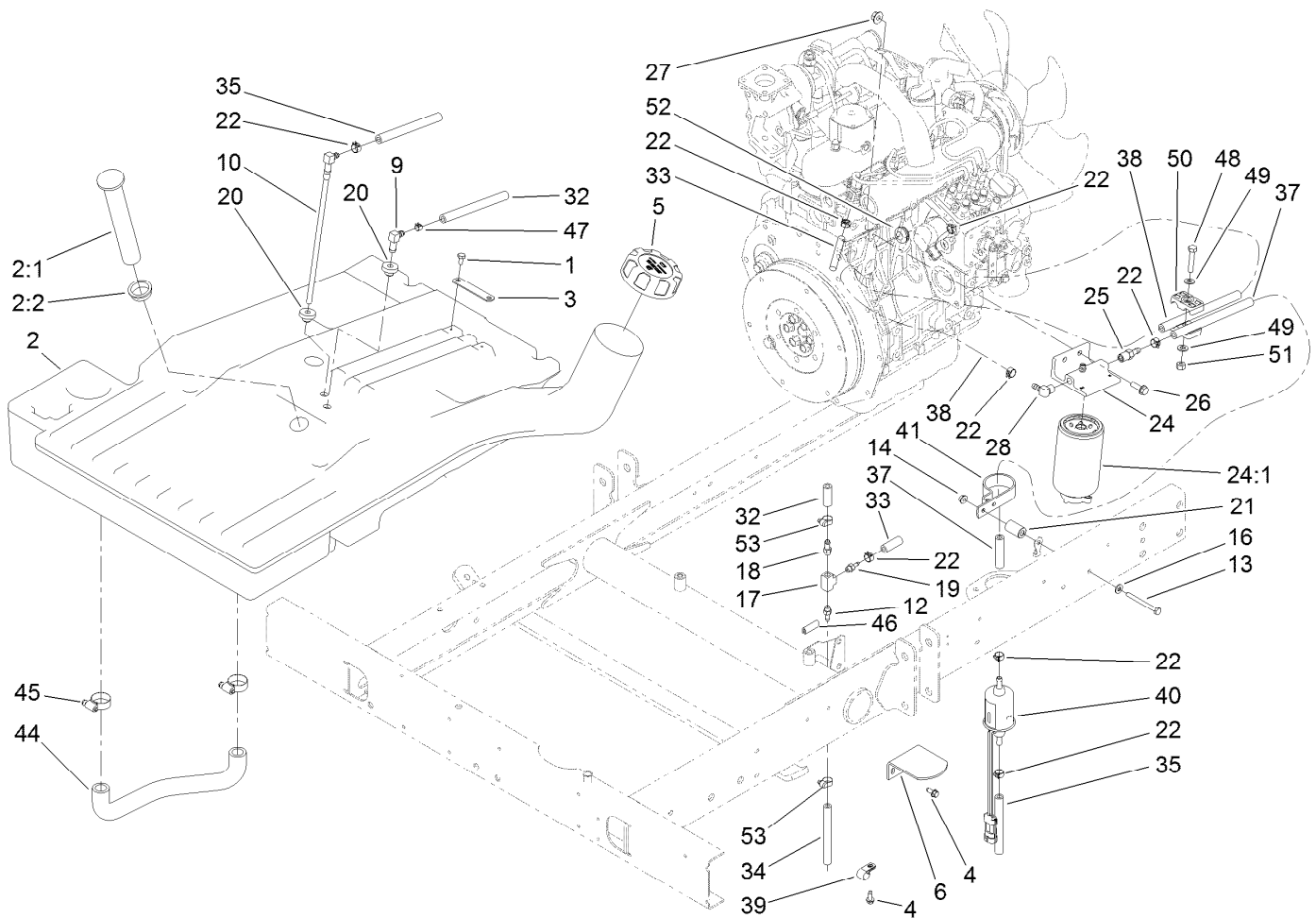
<i>Ref.</i>	<i>Part Number</i>	<i>Qty.</i>	<i>Description</i>	<i>Ref.</i>	<i>Part Number</i>	<i>Qty.</i>	<i>Description</i>
1	304-46	1	Draincock	26	99-3644	1	Tube-Head, Filter
2	32104-116	10	Screw-HWHTF	27	100-4925	1	Fitting-Bulkhead
3	32128-44	4	Nut	28	99-3646	2	Hose-Cooler, Oil
4	3230-1	4	Bolt-CARR	33	99-7435	1	Relay
5	117-5135	1	Radiator	34	32105-13	1	Screw-HWH
5:1	117-5138	1	Cap-Radiator	35	109-0274	1	Hose-Fuel
6	100-4885-03	1	Shroud-Fan, Top	37	115-3489	1	Tube ASM
7	119-2008-03	1	Shroud-Fan, Lower	38	3296-2	1	Nut-Lock, NI
8	3234-1	4	Screw-HHF	41	93-6681	1	Decal-Warning, Fan
9	92-2379	2	Clamp-Hose	42	32128-20	2	Nut-HF
10	104-4855-03	1	Frame-Radiator	43	340-126	1	Nut-Bulkhead
11	2412-129	4	Clamp-Hose	44	100-4866	1	Grommet
13	3234-5	2	Screw-HHF	45	100-4858	2	Form-Wire
14	100-4899-03	1	Bracket-Reservoir	46	100-4859	2	Bracket-Cooler, Keeper
20	95-8702-03	1	Shield-Radiator, Lower	47	100-4860	2	Bracket-Clamp
21	99-3497	1	Magnet	48	322-17	2	Screw-HH
22	100-4869	1	Cooler-Oil	49	3296-47	2	Nut-Lock,NI
23	104-0454	1	Hose-Radiator, Upper	50	104-9459	2	Seal-Foam
24	120-3353	1	Hose-Radiator, Lower	51	119-2038	1	Screw-HWH
25	2412-34	2	Clamp-Hose				



Hood Assembly

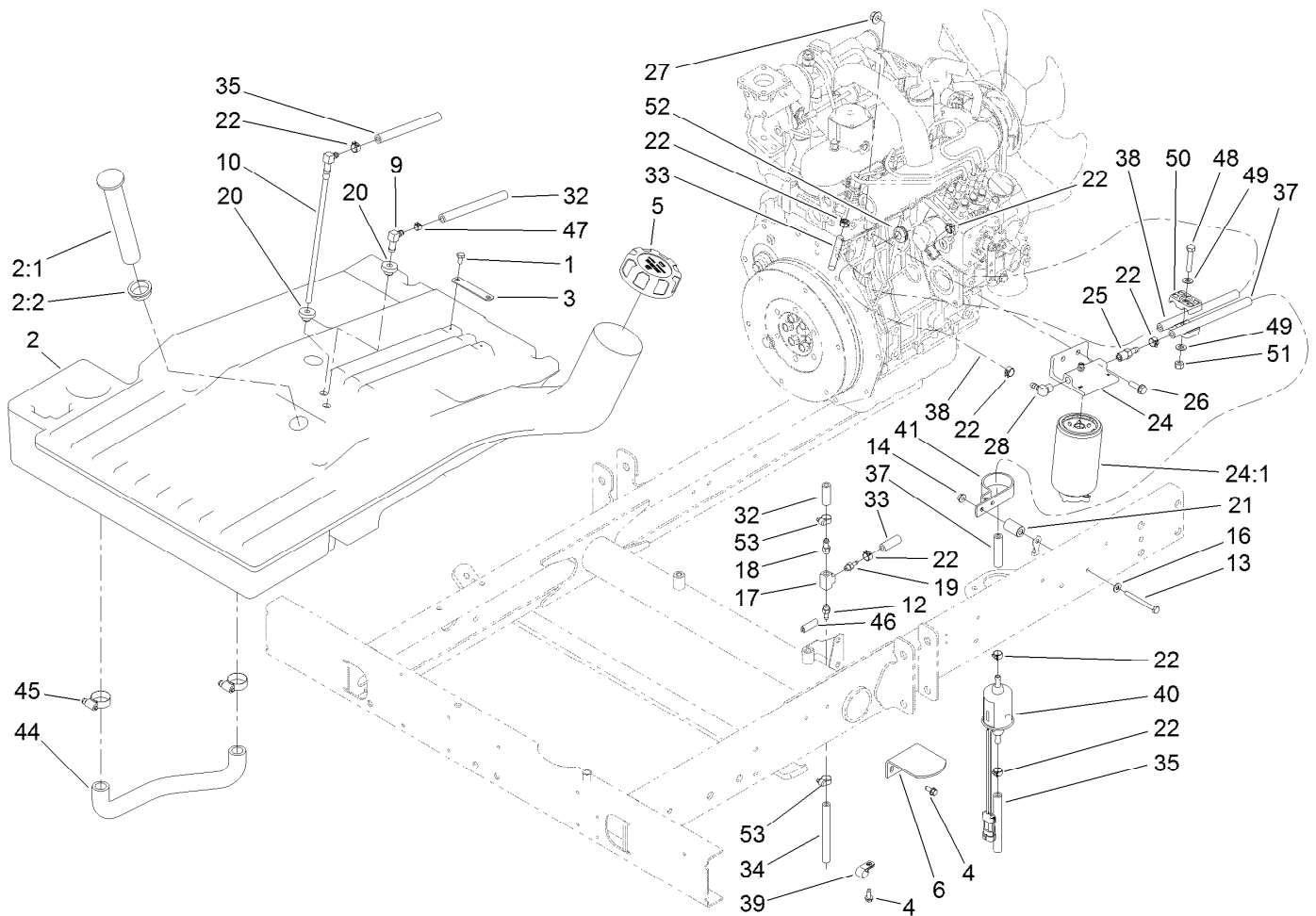
Ref.	Part Number	Qty.	Description	Ref.	Part Number	Qty.	Description
1	3234-4	6	Screw-HHF	12	108-9007	2	Decal-Hood
2	100-4932	1	Trim-Seal	13	323-6	4	Screw-HH
3	3296-42	6	Nut-Lock, NI	15	3290-467	1	Pin-Hair
4	104-4853-03	1	Screen-Hood	16	117-5103	1	Decal-Service
5	100-4855	1	Hood	18	3269-21	2	Rivet-Pop
5:1	106-8115	1	Heat Tape Repair Kit ●	19	119-2004	1	CE Latch Kit
6	95-8728	2	Bracket-Pivot, Hood	19:2	107-0333	2	Rivet-Pop
7	3256-24	8	Washer-Flat	19:3	322-10	1	Screw-HH
8	59-9740	2	Flex Draw Latch ASM	19:4	3296-47	1	Nut-Lock, NI
8:2	249-40	1	Keeper	19:5	3269-10	2	Washer-Back
9	107-0333	4	Rivet-Pop	23	106-6754	1	Decal-Danger
10	3290-55	4	Rivet-Pop	25	66-6140	2	Decal
11	3269-10	4	Washer-Back				

● Not illustrated



Fuel System Assembly

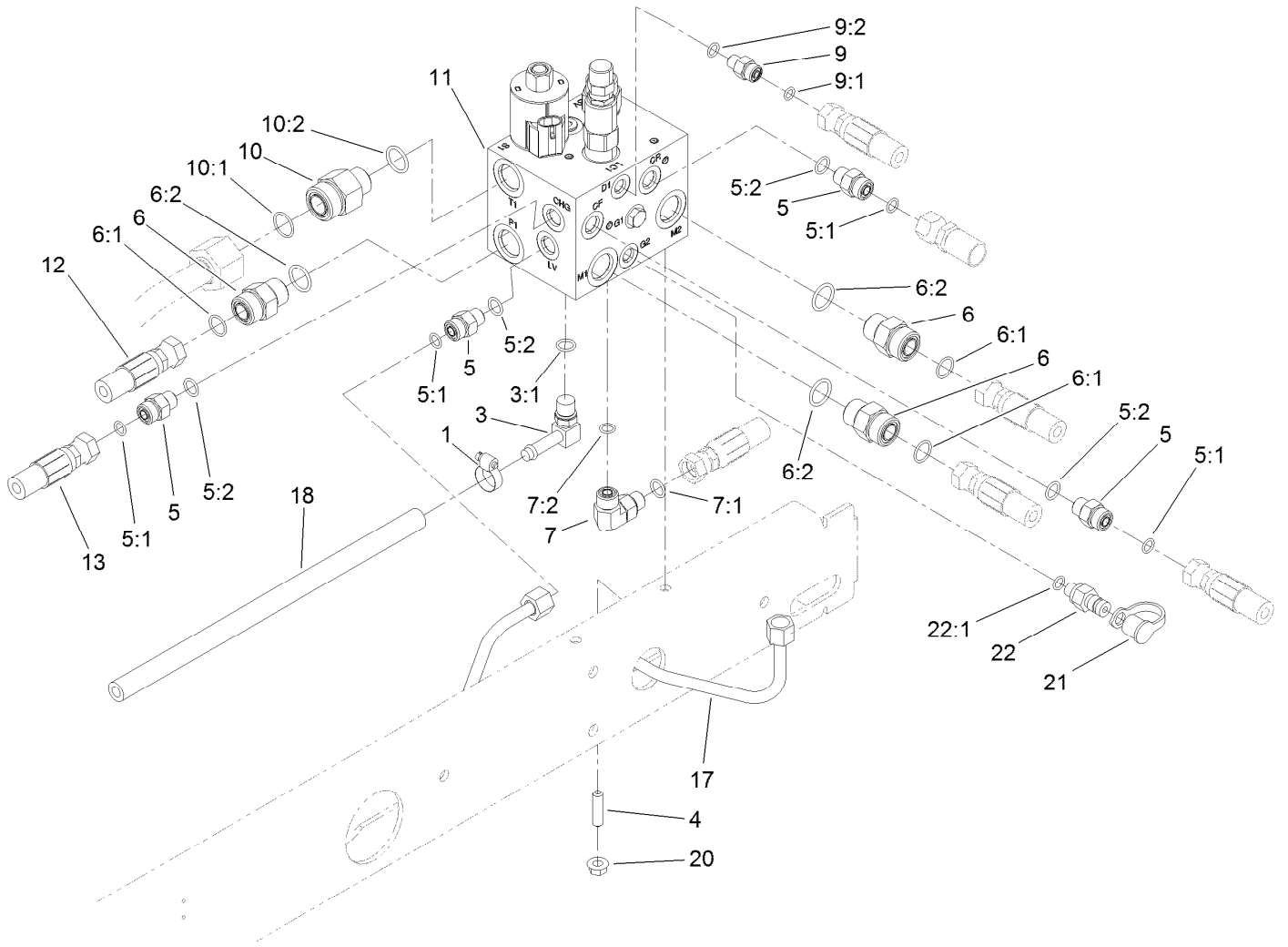
Ref.	Part Number	Qty.	Description	Ref.	Part Number	Qty.	Description
1	321-2	2	Screw-HH	24:1	110-9049	1	Filter-Spin On, Fuel/Water
2	105-7865	1	Tank-Fuel	25	353-783	1	Fitting-STR
2:1	95-8971	1	Gauge-Fuel	26	3234-17	2	Screw-HHF
2:2	95-8972	1	Grommet	27	32128-44	2	Nut
3	95-8881	1	Strap-Line, Fuel	28	353-781	1	Fitting-HYD, 90
4	32144-10	3	Screw-HWH	32	110-6187	1	Hose-Fuel
5	114-5064	1	Cap-Diesel	33	110-8751	1	Hose-Fuel
6	95-8968-03	1	Support-Tank, Fuel	34	110-5701	1	Hose-Fuel
9	46-6550	1	Fitting-Elbow, 90 DEG	35	110-4100	1	Hose-Fuel
10	110-9689	1	Pipe-Stand	37	110-4109	1	Hose-Fuel
12	304-73	1	Fitting-Straight	38	110-4113	1	Hose-Fuel
13	321-14	1	Screw-HH	39	2412-73	1	Clamp-R
14	32128-33	1	Nut-HF	40	110-8806	1	Pump-Fuel
16	3256-22	1	Washer-Flat	41	110-8817	1	Bracket-Pump, Fuel
17	354-20	1	Fitting-Tee	44	105-4094	1	Hose-Formed
18	354-21	1	Fitting-Barbed	45	2412-129	2	Clamp-Hose
19	354-22	1	Fitting-Barbed	46	110-8754	1	Trim
20	46-6560	2	Bushing	47	2412-80	2	Clamp-Hose
21	77-3180	1	Spacer	48	322-8	1	Screw-HH
22	92-2379	7	Clamp-Hose	49	3256-23	2	Washer-Plain
24	110-9044	1	Separator-Filter	50	56-7971	2	Clamp-Tube



Fuel System Assembly (continued)

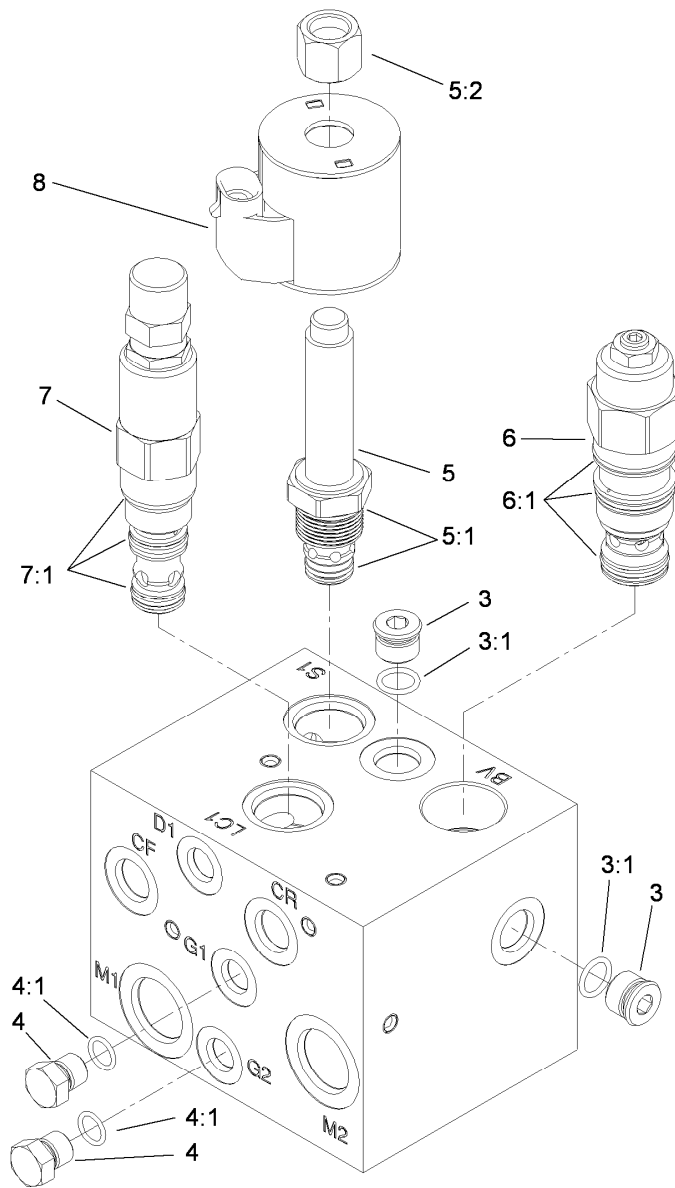
Ref.	Part Number	Qty.	Description
51	3296-29	1	Nut-Lock, NI

Ref.	Part Number	Qty.	Description
52	1-543296	1	Grommet
53	2412-108	2	Clamp-Worm



Manifold Block Installation Assembly

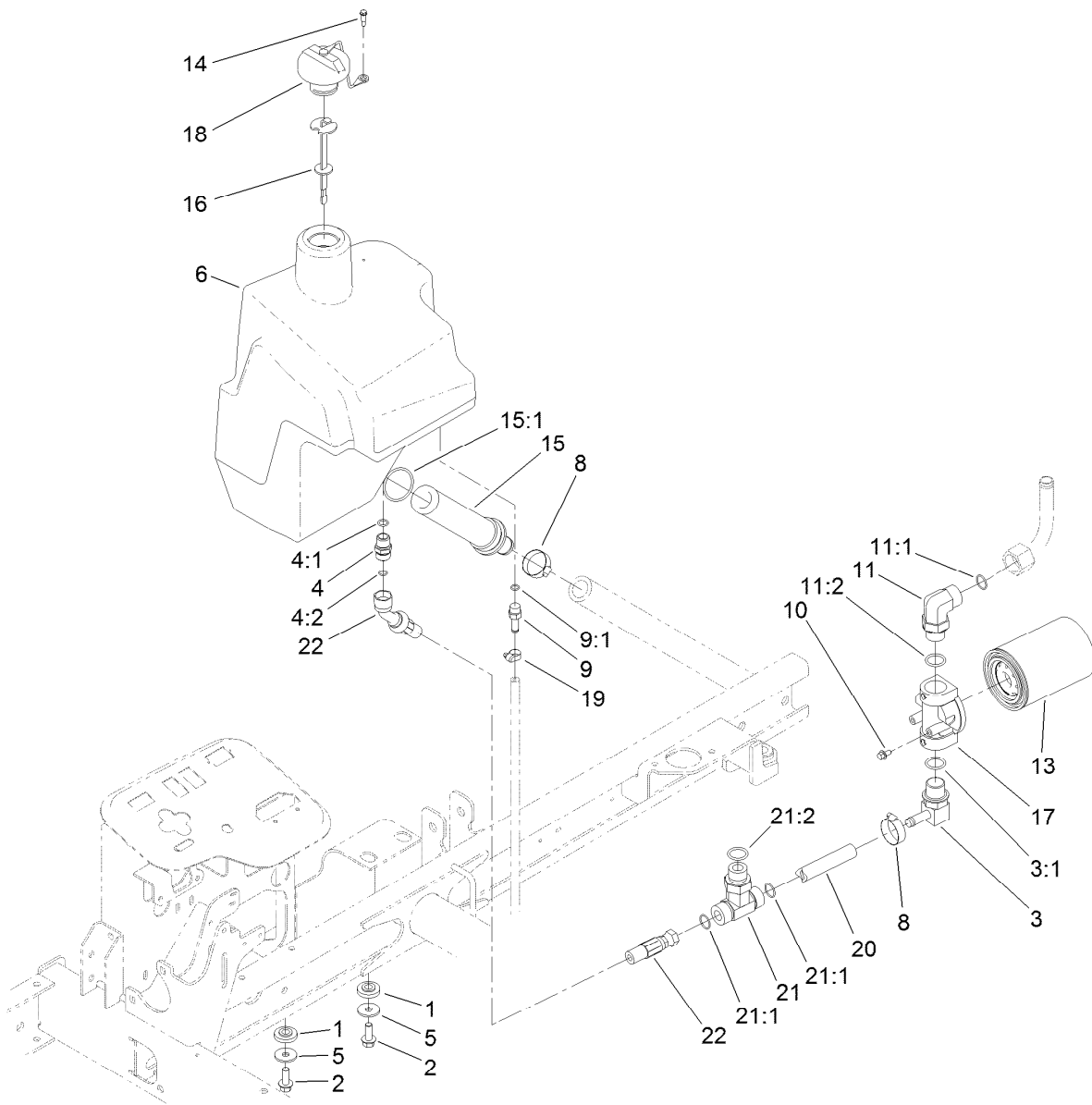
<i>Ref.</i>	<i>Part Number</i>	<i>Qty.</i>	<i>Description</i>	<i>Ref.</i>	<i>Part Number</i>	<i>Qty.</i>	<i>Description</i>
1	2412-36	1	Clamp-Hose	9:1	237-78	1	O-Ring
3	100-4887	1	Fitting-Elbow, 90	9:2	237-21	1	O-Ring
3:1	237-42	1	O-Ring	10	340-66	1	Fitting-Straight
4	104-0430	2	Stud	10:1	237-80	1	O-Ring
5	340-2	4	Fitting-Straight	10:2	237-58	1	O-Ring
5:1	237-22	1	O-Ring	11	115-3486	1	Manifold Block ASM
5:2	237-42	1	O-Ring	12	104-0488	1	Hose-HYD
6	340-7	3	Fitting-Straight	13	92-7595	1	Hose-HYD
6:1	237-65	1	O-Ring	17	108-9005	1	Tube ASM
6:2	237-80	1	O-Ring	18	80-7342	1	Hose-HYD
7	340-77	1	Fitting-Elbow, 90 DEG	20	32128-20	2	Nut-HF
7:1	237-22	1	O-Ring	21	354-79	1	Cap-Dust
7:2	237-42	1	O-Ring	22	354-77	1	Fitting-Quick
9	340-92	1	Fitting-Straight	22:1	237-78	1	O-Ring



Manifold Block Assembly No. 115-3486

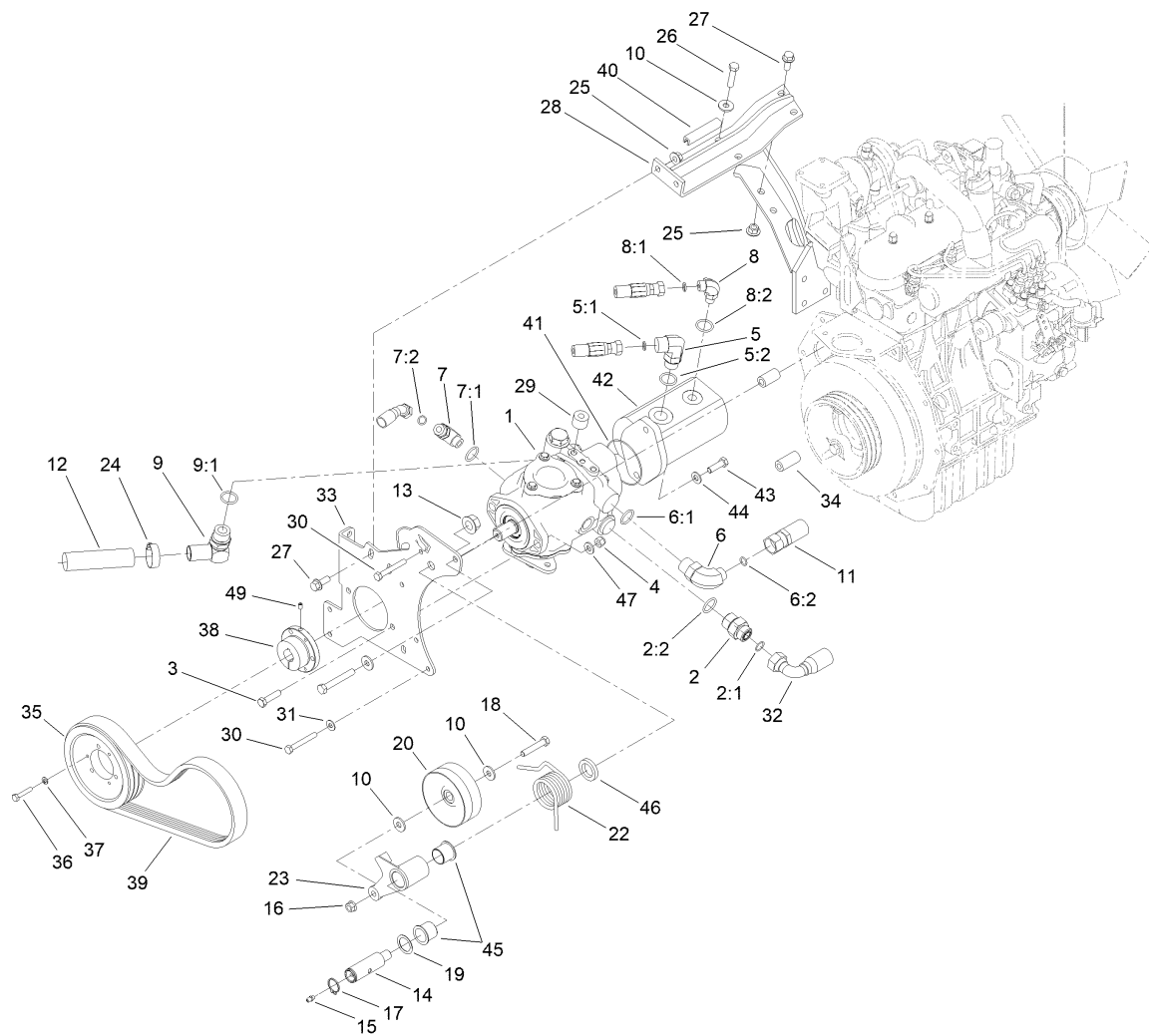
Ref.	Part Number	Qty.	Description
3	106-1026	2	Plug-HYD
3:1	237-42	1	O-Ring
4	117-0115	1	Plug
4:1	237-78	1	O-Ring
5	110-8768	1	Valve-Relief, Solenoid (3000 PSI)
5:1	110-6316	1	Seal Kit ●
5:2	130-8180	1	Nut-Coil
6	117-5110	1	Valve-Counterbalance
6:1	117-5111	1	Seal Kit
7	119-2011	1	Valve-Logic, Adjustable
7:1	119-2159	1	Seal Kit
8	110-6344	1	Coil-12V, DC

● Not illustrated



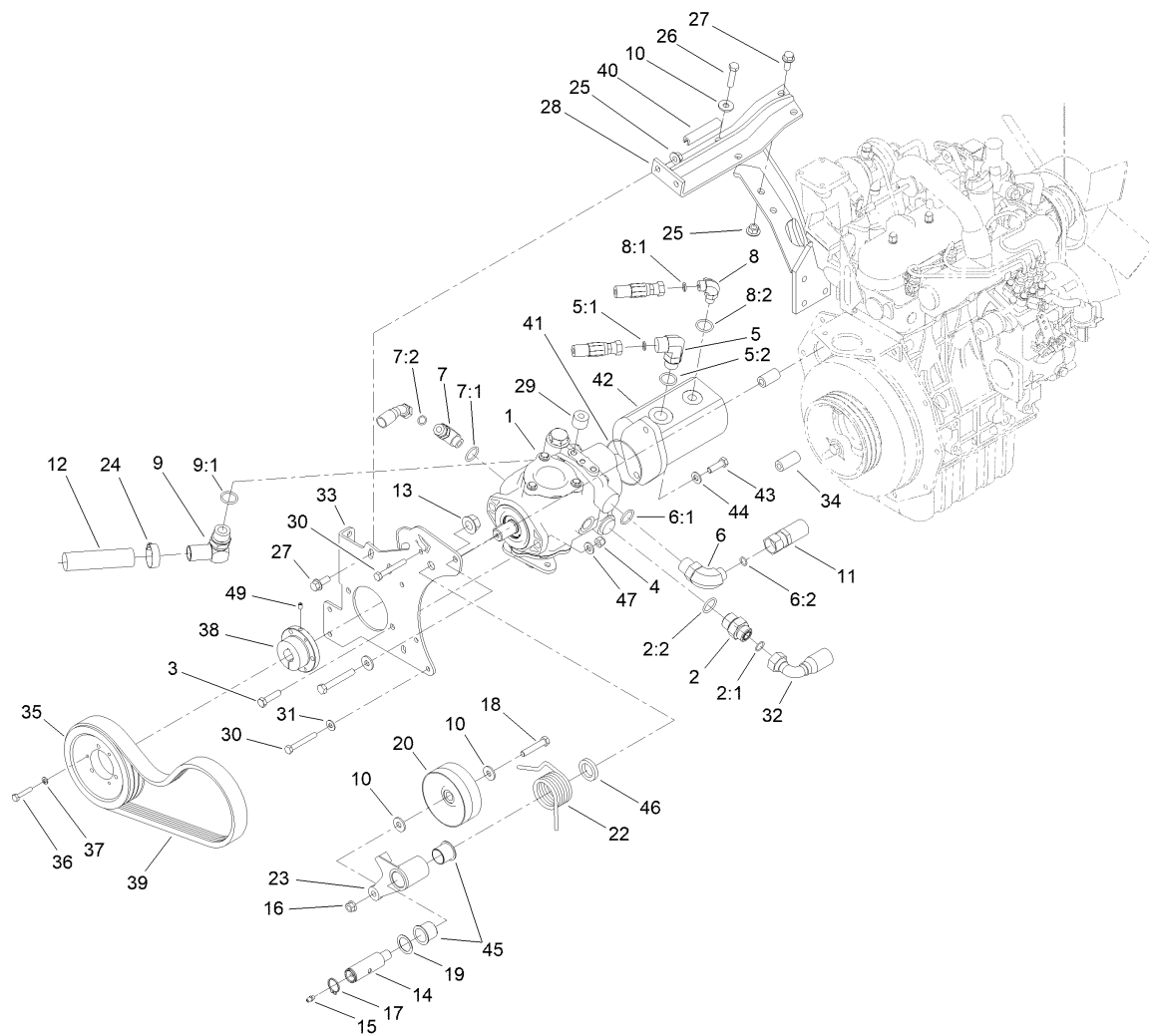
Hydraulic Tank Assembly

<i>Ref.</i>	<i>Part Number</i>	<i>Qty.</i>	<i>Description</i>	<i>Ref.</i>	<i>Part Number</i>	<i>Qty.</i>	<i>Description</i>
1	240-11	4	Bushing-Flange	11:2	237-81	1	O-Ring
2	3234-11	4	Screw-HHF	13	86-3010	1	Filter-Oil
3	353-987	1	Fitting-Elbow, 90	14	57-5420	1	Screw-Shoulder
3:1	237-81	1	O-Ring	15	104-7546	1	Tank Strainer ASM
4	100-4890	1	Fitting-Check	15:1	340-136	1	O-Ring
4:1	237-79	1	O-Ring	16	119-6968	1	Dipstick-Oil
4:2	237-30	1	O-Ring	17	92-5821	1	Head-Filter
5	63-8410	4	Washer	18	93-7160	1	Cap-Oil, HYD
6	104-4840	1	Tank-HYD	19	2412-36	1	Clamp-Hose
8	2412-34	2	Clamp-Hose	20	104-0486	1	Hose-HYD
9	353-979	1	Fitting-STR	21	104-4836	1	Fitting-Tee
9:1	237-42	1	O-Ring	21:1	237-58	2	O-Ring
10	3234-13	2	Screw-HHF	21:2	237-81	1	O-Ring
11	340-142	1	Fitting-Elbow, 90 DEG	22	104-0487	1	Hose-HYD
11:1	237-58	1	O-Ring				



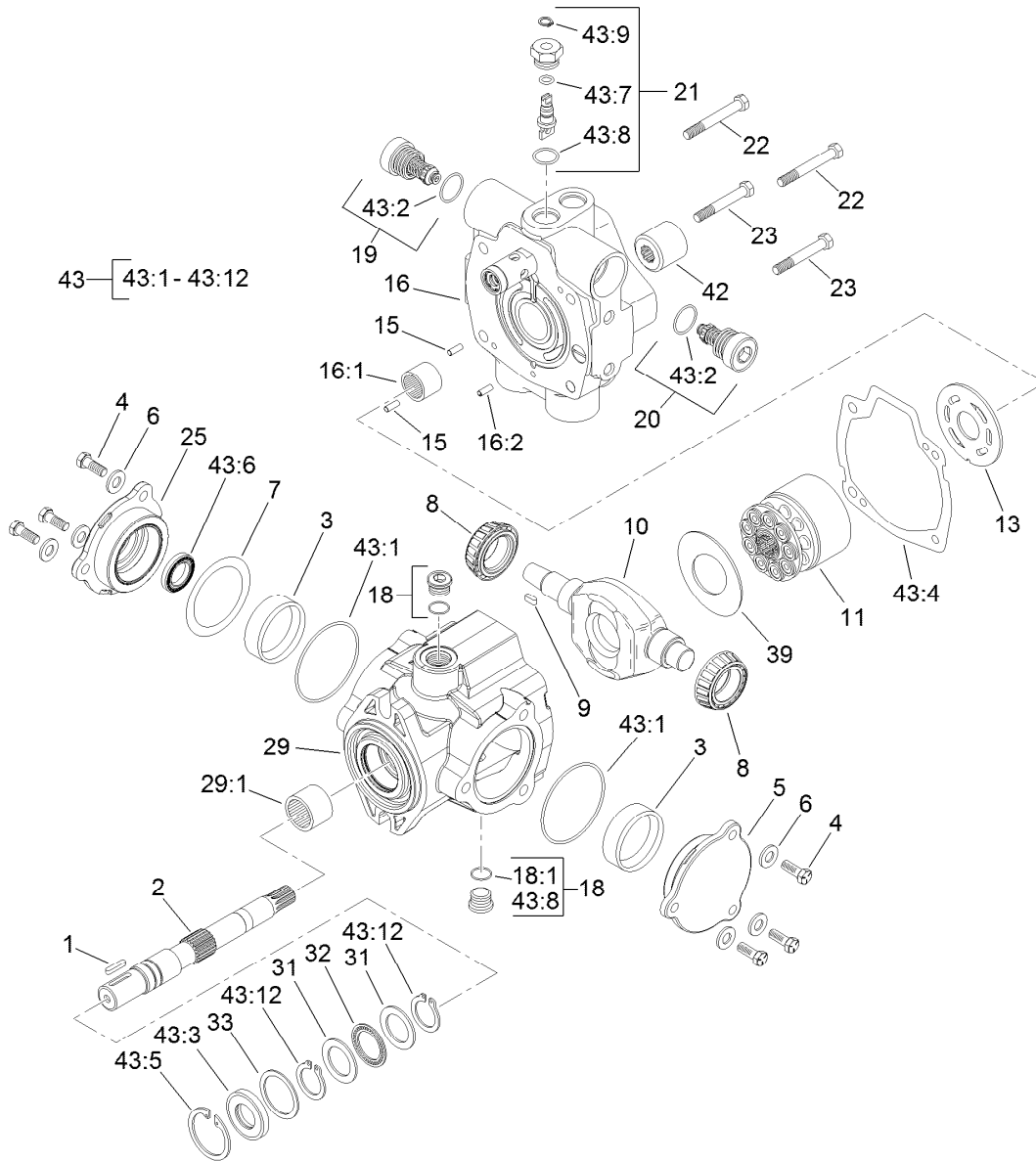
Hydrostat Assembly

Ref.	Part Number	Qty.	Description	Ref.	Part Number	Qty.	Description
1	104-4890	1	Piston Pump ASM	11	108-9008	1	Hose ASM
2	340-8	1	Fitting-Straight	12	104-5486	1	Hose
2:1	237-65	1	O-Ring	13	32128-54	1	Nut-HF
2:2	237-81	1	O-Ring	14	99-3624	1	Shaft-Pivot, Idler
3	323-8	2	Screw-HH	15	302-5	1	Fitting-Grease
4	3296-39	2	Nut-Lock, NI	16	32128-21	1	Nut-HF Lock
5	340-17	1	Fitting-Elbow, 90 DEG	17	32151-36	1	Ring-Retaining
5:1	237-65	1	O-Ring	18	323-10	1	Screw-HH
5:2	237-80	1	O-Ring	19	74-1810	1	Washer
6	340-139	1	Fitting-Elbow 90	20	107-7834	1	Pulley-Idler
6:1	237-81	1	O-Ring	22	115-3488	1	Spring-Torsion
6:2	237-65	1	O-Ring	23	99-3623-03	1	Arm-Idler
7	340-18	1	Fitting-HYD, 90 DEG	24	2412-34	1	Clamp-Hose
7:1	237-79	1	O-Ring	25	32128-43	4	Nut-Flange
7:2	237-22	1	O-Ring	26	323-19	2	Screw-HH
8	340-77	1	Fitting-Elbow, 90 DEG	27	3234-11	4	Screw-HHF
8:1	237-22	1	O-Ring	28	99-3436-03	1	Support-Pump
8:2	237-42	1	O-Ring	29	99-3440	2	Spacer
9	95-3502	1	Fitting-Elbow 90	30	33114-060	4	Screw-HH
9:1	237-81	1	O-Ring	31	87-8640	3	Washer-Flat
10	80-6990	3	Washer-Hardened	32	105-1214	1	Hose-HYD



Hydrostat Assembly (continued)

<i>Ref.</i>	<i>Part Number</i>	<i>Qty.</i>	<i>Description</i>	<i>Ref.</i>	<i>Part Number</i>	<i>Qty.</i>	<i>Description</i>
33	120-3375-03	1	Plate-Mount, Pump	41	353-949	1	O-Ring
34	95-8941	4	Spacer-Mount, Pump	42	108-9036	1	HYD Gear Pump ASM
35	120-3350	1	Pulley-3V	43	323-7	2	Screw-HH
36	321-13	3	Screw-HH	44	3256-24	2	Washer-Flat
37	3253-3	3	Washer-Lock	45	99-3631	2	Bushing-Flange
38	100-4813	1	Bushing-Lock, Taper	46	99-3625	1	Spacer-Arm, Idler
39	120-3351	1	Belt-3V	47	100-4852	2	Washer-Hardened
40	70-2041	1	Trim	49	3245-7	1	Screw-Set

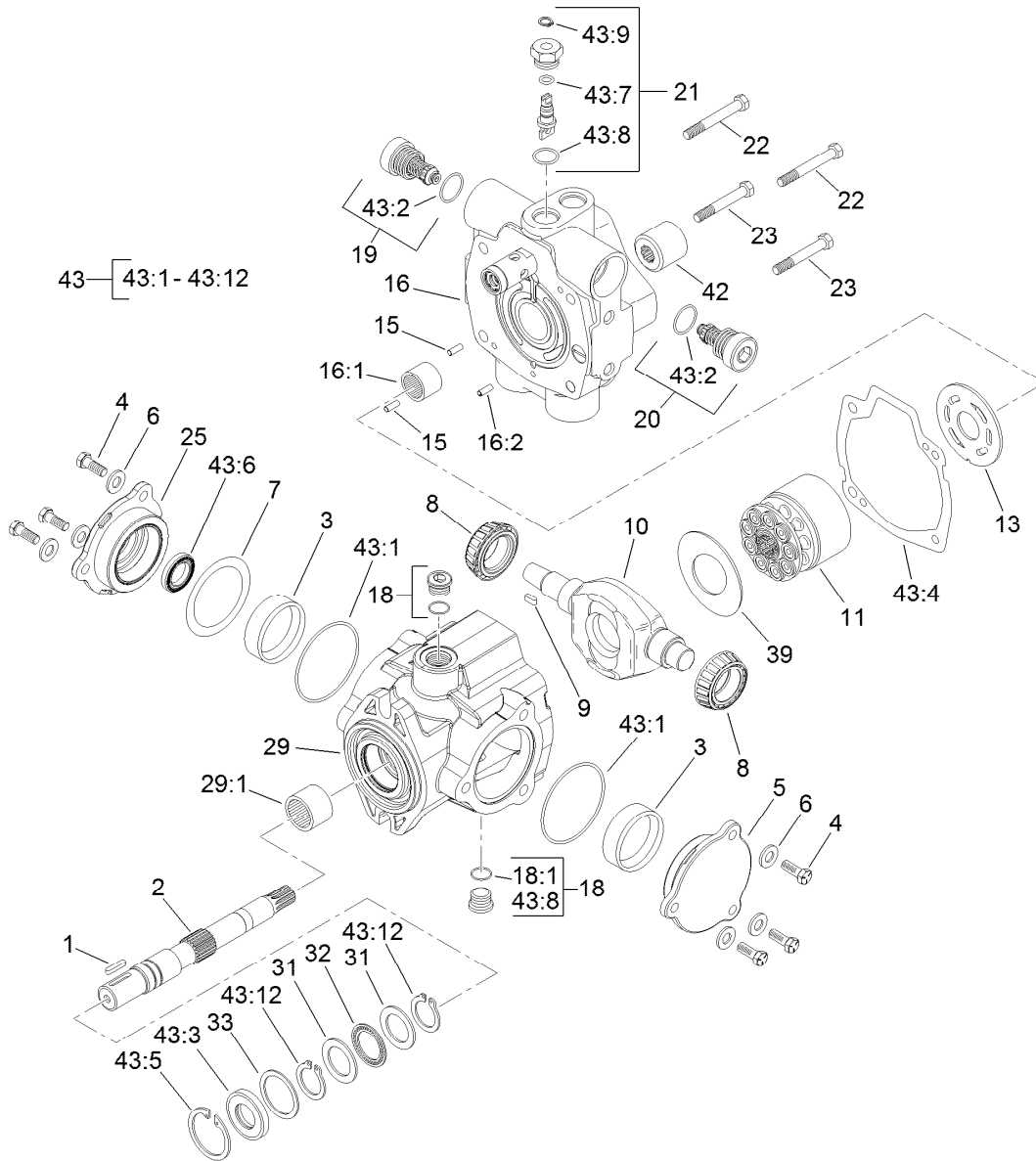


Hydraulic Pump Assembly No. 104-4890

Ref.	Part Number	Qty.	Description	Ref.	Part Number	Qty.	Description
1	94-3645	1	Key	19	104-4889	1	Relief Valve ASM
2	94-6359	1	Shaft-Drive	20	105-3812	1	Valve-Check
3	104-4046	2	Bearing-Cup	21	105-3811	1	Valve-Bypass
4	98-4640	6	Screw-Cap	22	76-6170	2	Capscrew
5	98-4644	1	Plate-Cover	23	76-6160	2	Capscrew
6	105-9762	6	Washer	25	98-4645	1	Plate-Cover
7	100-3182	2	Shim Kit	29	100-3176	1	Housing ASM
8	98-4639	2	Bearing-Cone	29:1	94-6363	1	Bearing
9	94-3646	1	Key	31	252-71	2	Washer-Thrust
10	104-4888	1	Swashplate	32	252-66	1	Bearing-Thrust
11	76-6070	1	Rotating Kit	33	33-3720	1	Washer
13	104-0429	1	Plate-Valve	39	98-4635	1	Insert-Plate, Cam
15	76-6150	2	Pin-Dowel	42	74-9040	1	Coupler
16	105-3813	1	Endcover Sub ASM	43	120-5754	1	Seal Kit
16:1	94-6368	1	Bearing	43:1		2	O-Ring ■
16:2		1	Pin-Roll ■	43:2		2	O-Ring ■
18	74-9280	2	Plug ASM	43:3		1	Seal-Shaft ■
18:1		1	O-Ring ■	43:4		1	Gasket ■

● Not illustrated

■ Not serviced separately



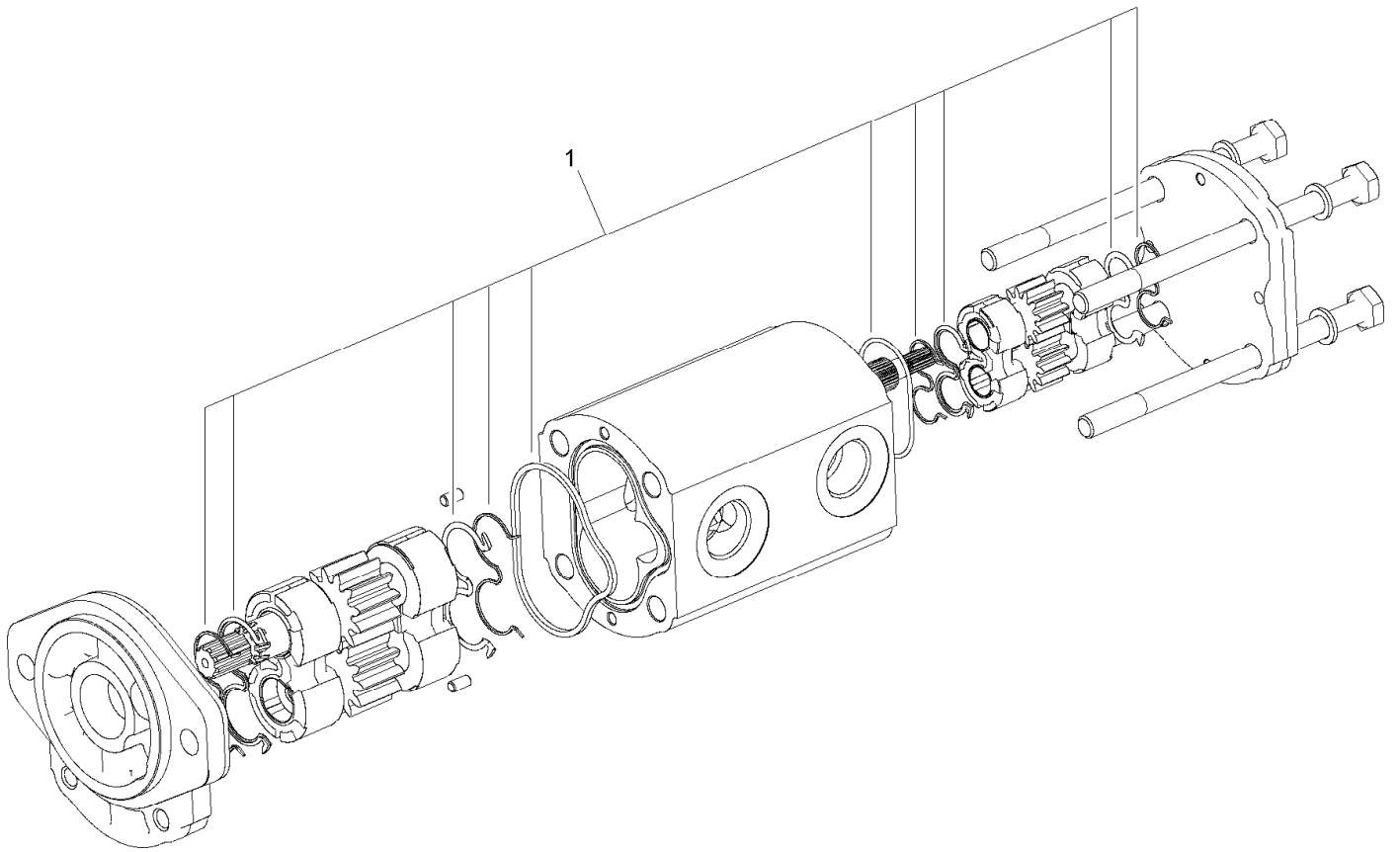
Hydraulic Pump Assembly No. 104-4890 (continued)

Ref.	Part Number	Qty.	Description
43:5		1	Ring-Retaining ■
43:6		1	Seal-Shaft ■
43:7		1	O-Ring ■
43:8		5	O-Ring ■
43:9		1	Ring-Retaining ■

Ref.	Part Number	Qty.	Description
43:10		1	O-Ring ●■
43:11		1	O Ring-Molded ●■
43:12		2	Ring-Retaining ■
43:13		1	O-Ring ■

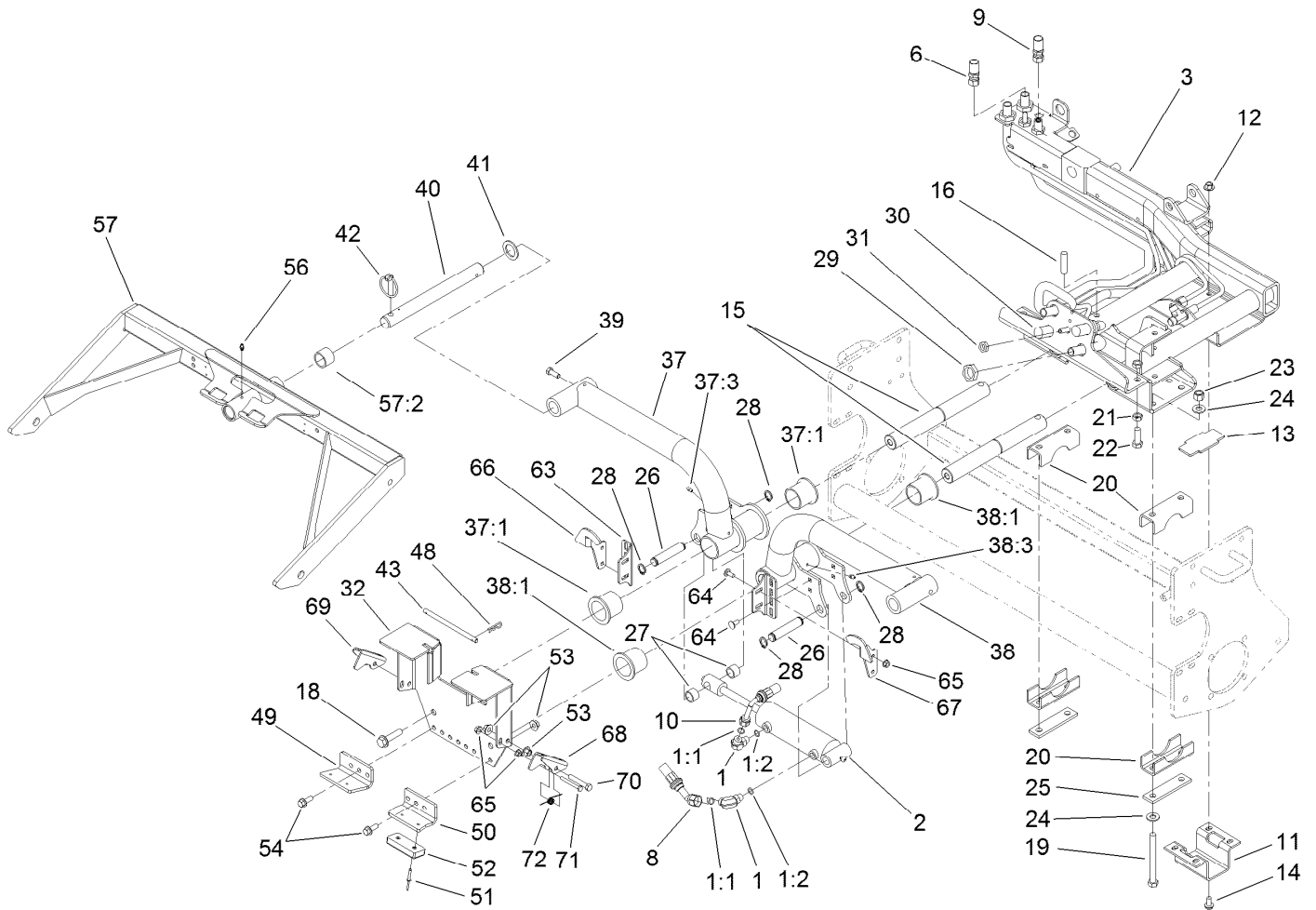
● Not illustrated

■ Not serviced separately



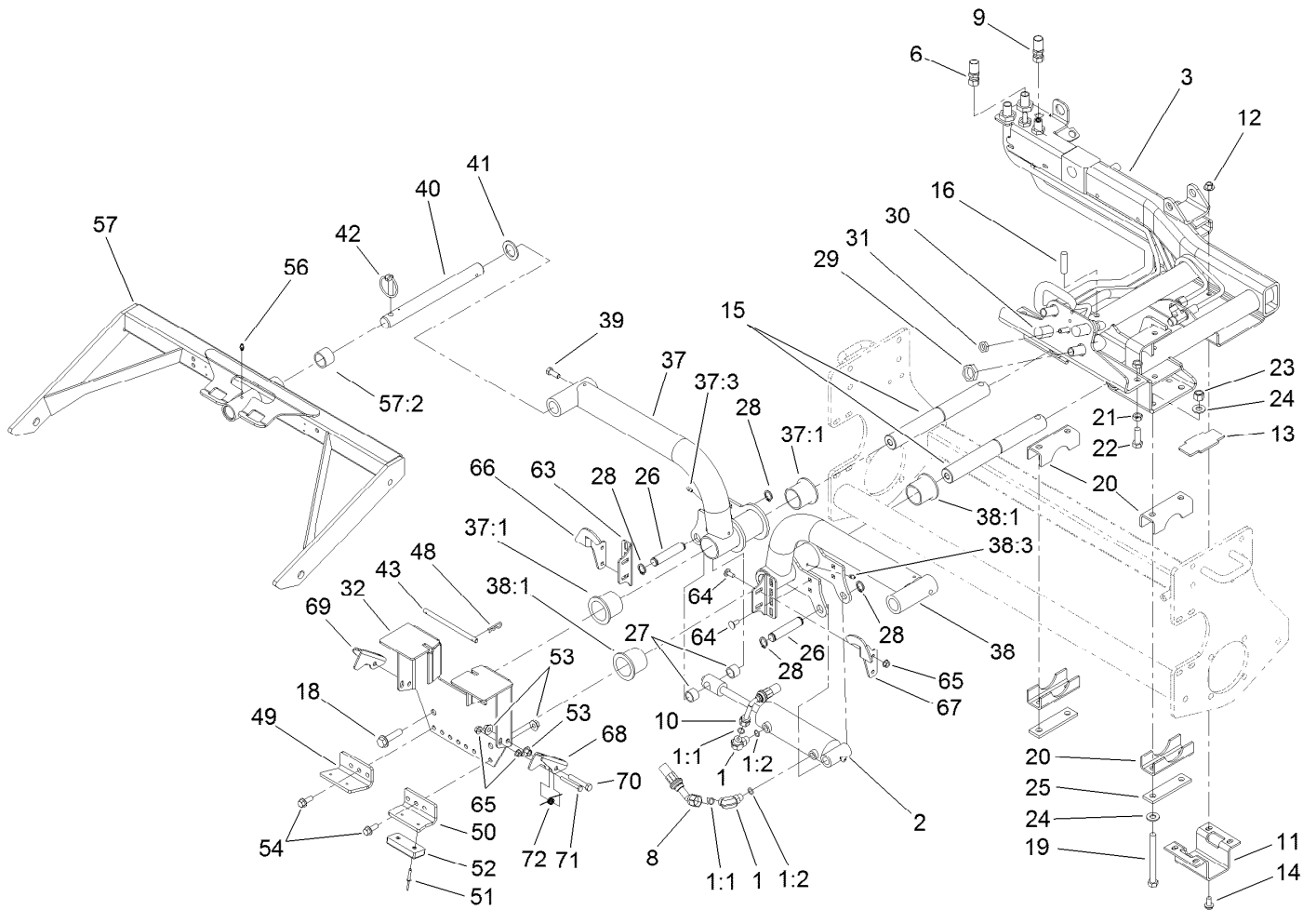
Hydraulic Gear Pump Assembly No. 108-9036

<i>Ref.</i>	<i>Part Number</i>	<i>Qty.</i>	<i>Description</i>
1	110-8755	1	Seal Kit



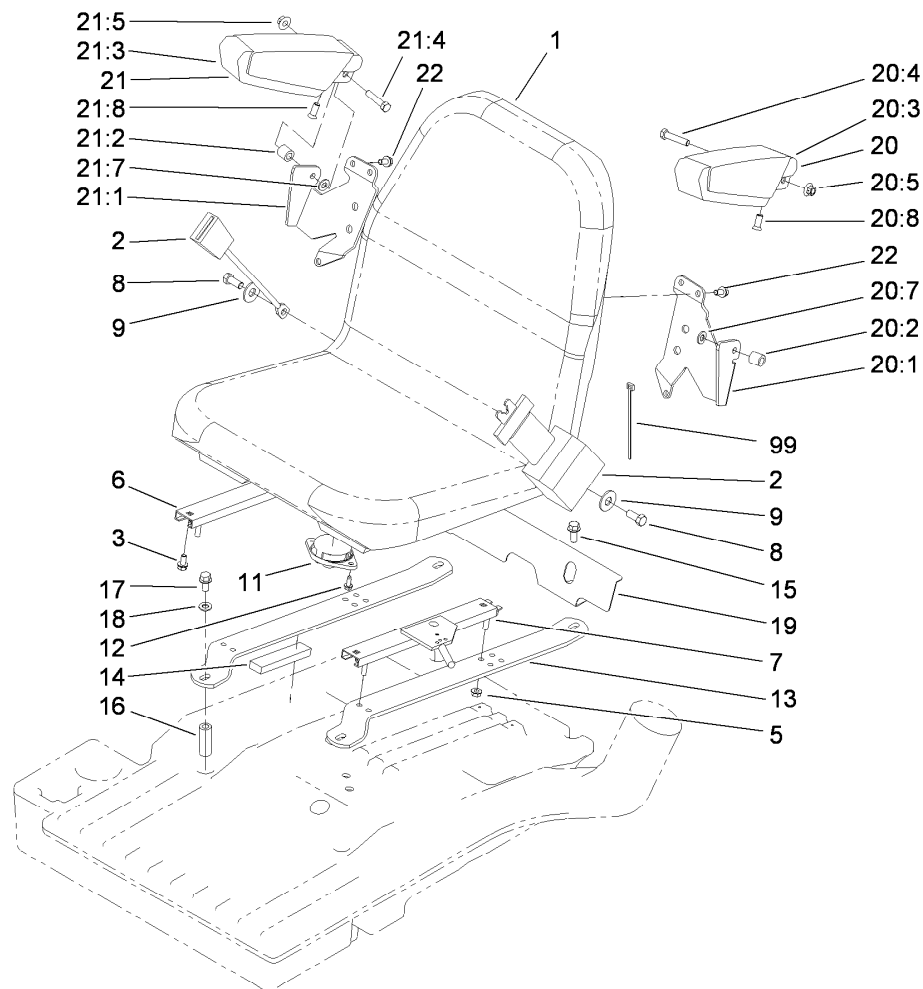
Carrier Assembly

Ref.	Part Number	Qty.	Description	Ref.	Part Number	Qty.	Description
1	340-77	2	Fitting-Elbow, 90 DEG	24	87-7270	8	Washer-Thrust
1:1	237-22	1	O-Ring	25	99-3373	2	Bar-Support, Slide
1:2	237-42	1	O-Ring	26	95-8575	2	Pin-Clevis
2	112-9916	1	HYD Cylinder ASM	27	75-9590	2	Spacer-Cylinder
3	100-4939-03	1	Carrier-Sidewinder	28	32120-93	4	Ring-Retaining
6	99-3575	1	Hose-HYD	29	340-74	4	Nut-Lock, Bulkhead
8	104-0405	1	Hose-HYD	30	99-3640	1	Tube ASM
9	108-9013	1	Hose ASM	31	340-78	1	Nut-Lock
10	104-0406	1	Hose-HYD	32	104-4820-03	1	Bracket-Stop, Carrier
11	95-8904-03	1	Bracket-Clamp	37	115-3466	1	RH Short Liftarm ASM
12	32128-43	4	Nut-Flange	37:1	69-6470	2	Bushing-Caster
13	95-8538	1	Slide-Plastic	37:3	302-5	1	Fitting-Grease
14	3234-11	4	Screw-HHF	38	115-3465	1	LH Short Liftarm ASM
15	95-8531	2	Shaft-Pivot, Liftarm	38:1	69-6470	2	Bushing-Caster
16	32121-122	2	Pin-Roll	38:3	302-5	1	Fitting-Grease
18	3234-27	2	Screw-HHF	39	323-6	2	Screw-HH
19	325-19	4	Screw-HH	40	95-8979	2	Shaft
20	95-8884	4	Clamp	41	3-6781	2	Washer-Thrust
21	3218-5	4	Nut-Jam	42	283-71	2	Pin-Lynch
22	325-7	2	Screw-HH	43	104-0472	1	Rod
23	3296-23	4	Nut-Lock, NI	48	3290-467	2	Pin-Hair



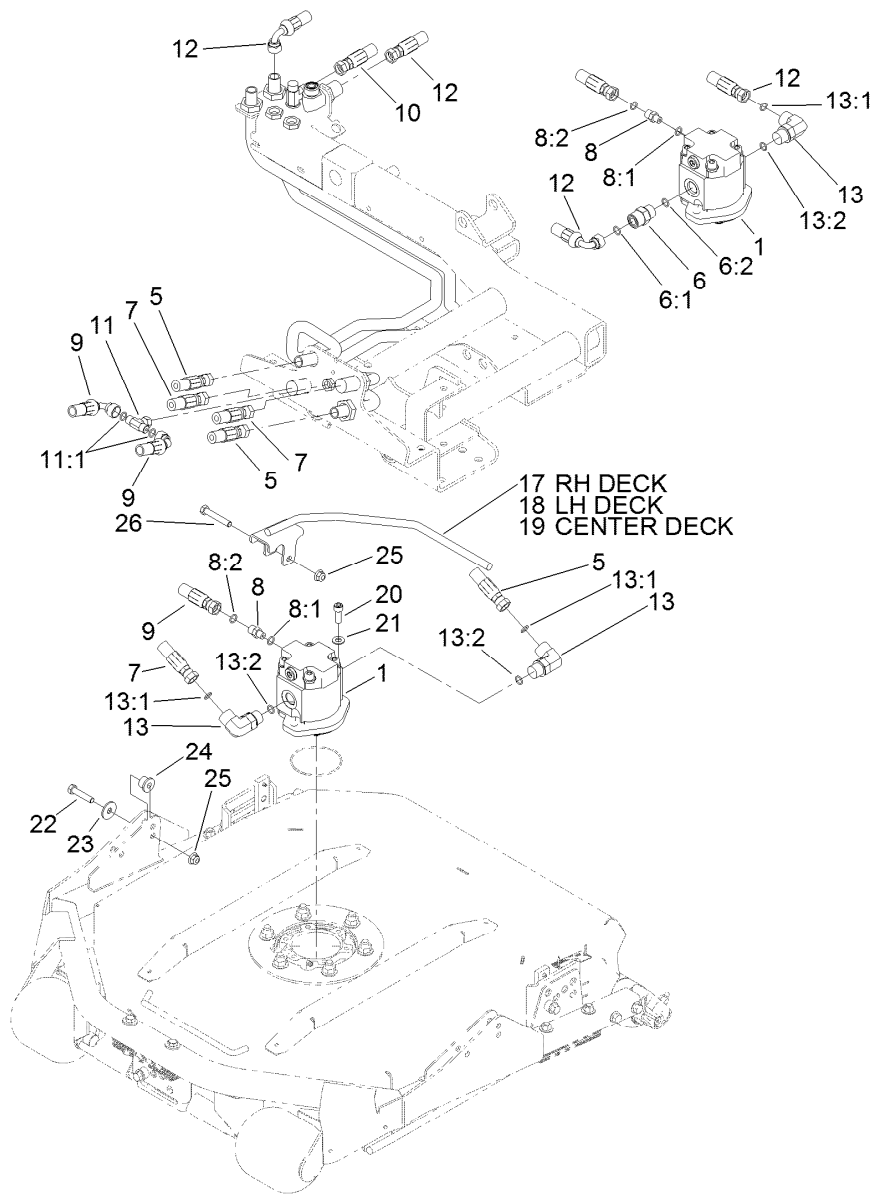
Carrier Assembly (continued)

<i>Ref.</i>	<i>Part Number</i>	<i>Qty.</i>	<i>Description</i>	<i>Ref.</i>	<i>Part Number</i>	<i>Qty.</i>	<i>Description</i>
49	110-8793-03	1	Stop-Deck, RH	64	3230-23	8	Bolt-CARR
50	110-8794-03	1	Stop-Deck, LH	65	32128-44	12	Nut
51	3269-11	4	Rivet-Pop	66	104-4826-03	1	Actuator-RH
52	86-5350	2	Bumper-Rubber	67	104-4827-03	1	Actuator-LH
53	32128-43	4	Nut-Flange	68	104-4819-03	1	Bracket-Pivot, LH
54	3234-11	4	Screw-HHF	69	104-4825-03	1	Bracket-Pivot, RH
56	302-5	2	Fitting-Grease	70	323-11	2	Screw-HH
57	110-8787	2	Front Carrier Frame ASM	71	322-11	2	Screw-HH
57:2	108-4000	2	Bushing	72	104-4821	2	Spring-Torsion
63	104-4828-03	2	Bracket-Actuator				



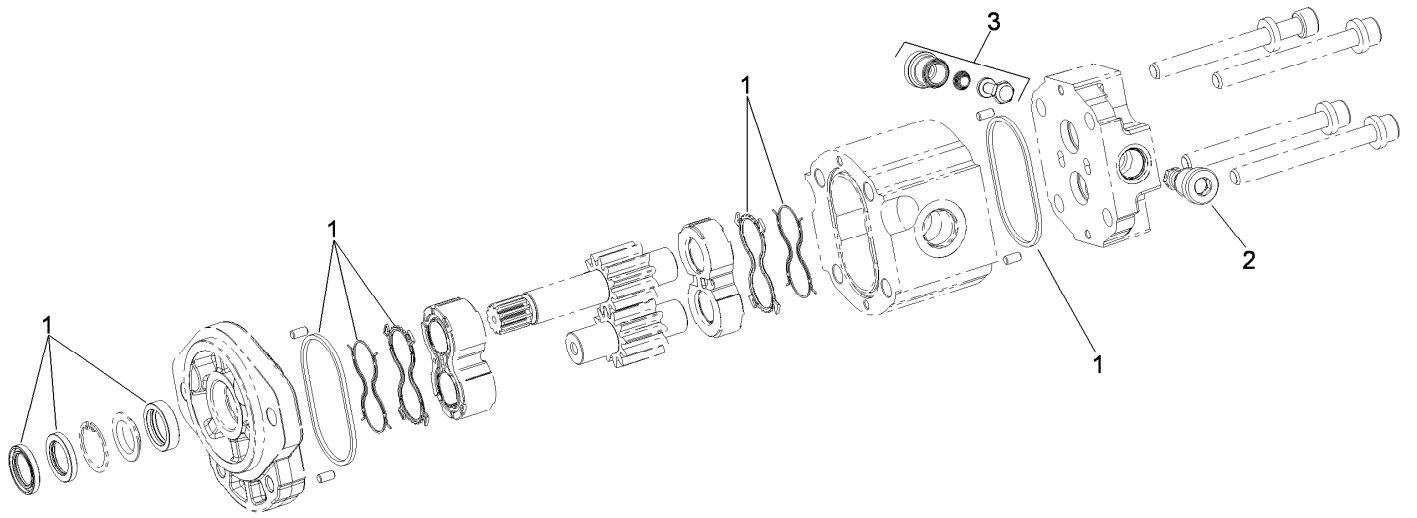
Seat Mounting Assembly

<i>Ref.</i>	<i>Part Number</i>	<i>Qty.</i>	<i>Description</i>	<i>Ref.</i>	<i>Part Number</i>	<i>Qty.</i>	<i>Description</i>
1	104-4620	1	Seat	20:1	69-0760	1	Bracket-Arm, LH
2	100-4928	1	Belt-Seat	20:2	92-7301	1	Spacer
3	3234-14	4	Screw-HHF	20:3	69-1180	1	Armrest
5	104-8300	4	Nut-HF, NI	20:4	323-9	1	Screw-HH
6	92-8990	1	Adjuster-Seat, Non-Locking	20:5	32128-19	1	Nut-HF Lock, Large Flg
7	92-8991	1	Adjuster (W/Latch)	20:7	3256-24	1	Washer-Flat
8	3212-4	2	Screw-HH	20:8	92-7318	1	Screw
9	3253-6	2	Washer-Lock	21	92-7306	1	RH Armrest ASM
11	92-6282	1	Switch-Seat	21:1	69-0770	1	Bracket-Arm, RH
12	32144-10	2	Screw-HWH	21:2	92-7301	1	Spacer
13	104-0467-03	2	Strap-Support, Seat	21:3	69-1180	1	Armrest
14	95-8896	2	Foam	21:4	323-9	1	Screw-HH
15	3234-11	2	Screw-HHF	21:5	32128-19	1	Nut-HF Lock, Large Flg
16	104-0466	2	Spacer	21:7	3256-24	1	Washer-Flat
17	323-14	2	Screw-HH	21:8	92-7318	1	Screw
18	3256-24	2	Washer-Flat	22	3234-14	6	Screw-HHF
19	104-4833-03	1	Shield-Heat	99	3290-378	1	Tie-Cable
20	92-7307	1	LH Armrest ASM				



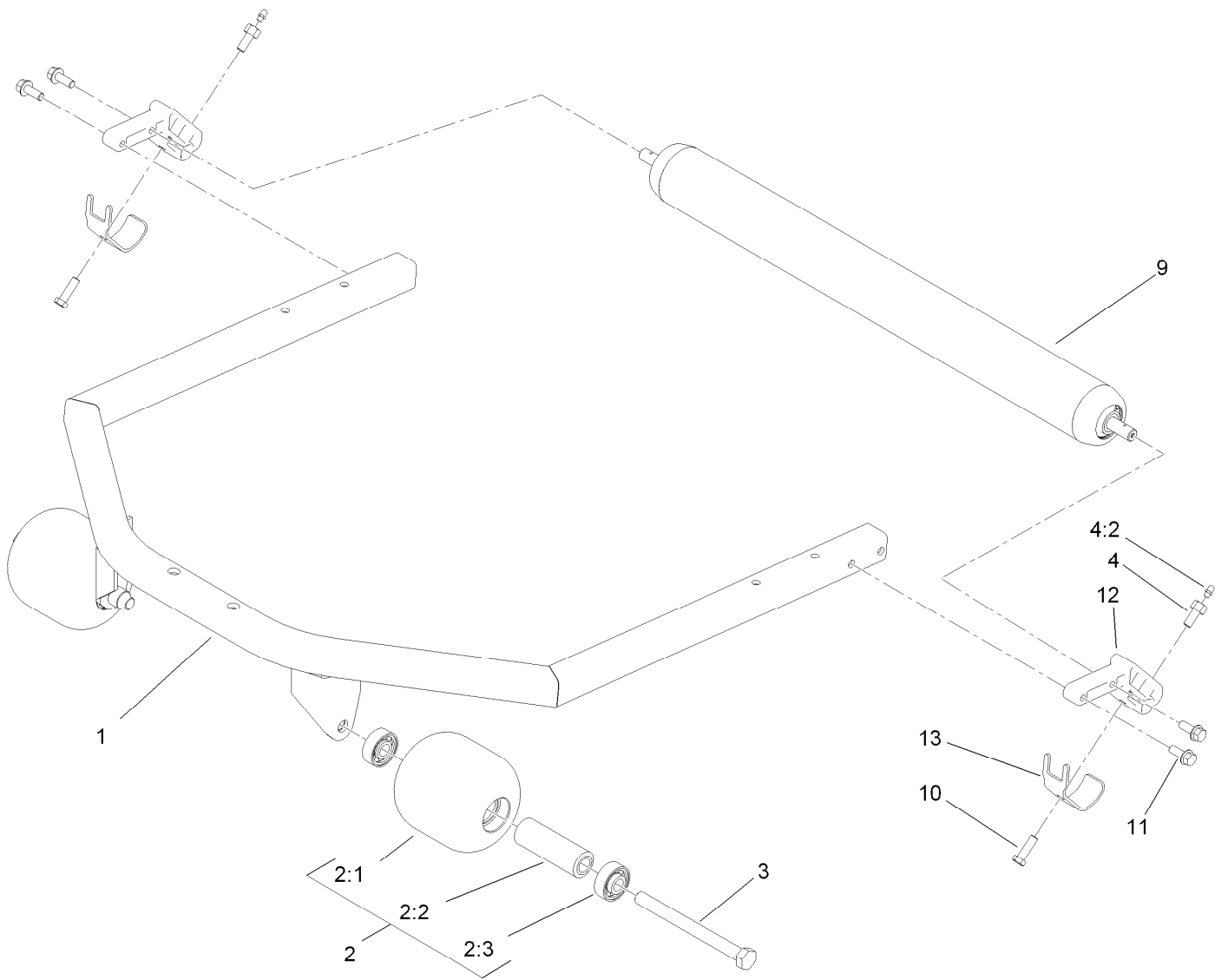
Rotary Motor and Cutting Unit Assembly

Ref.	Part Number	Qty.	Description	Ref.	Part Number	Qty.	Description
1	117-5141	3	HYD Motor ASM	13	340-17	5	Fitting-Elbow, 90 DEG
5	105-1216	2	Hose-HYD	13:1	237-65	1	O-Ring
6	340-7	1	Fitting-Straight	13:2	237-80	1	O-Ring
6:1	237-65	1	O-Ring	17	112-9901-03	1	Guard-Foot, RH
6:2	237-80	1	O-Ring	18	112-9902-03	1	Guard-Foot, LH
7	105-1215	2	Hose-HYD	19	112-9900-03	1	Guard-Foot
8	340-92	3	Fitting-Straight	20	3274-7	6	Screw-HSH
8:1	237-78	1	O-Ring	21	3256-24	6	Washer-Flat
8:2	237-21	1	O-Ring	22	323-52	6	Screw-HH
9	104-1080	2	Hose-HYD	23	93-8806	6	Washer-Hardened
10	100-4876	1	Hose-HYD	24	95-8803	6	Bushing-Flange
11	99-3477	1	Fitting-Tee	25	104-8301	10	Nut-HF, NI
11:1	237-42	2	O-Ring	26	323-11	4	Screw-HH
12	100-4880	2	Hose-HYD				



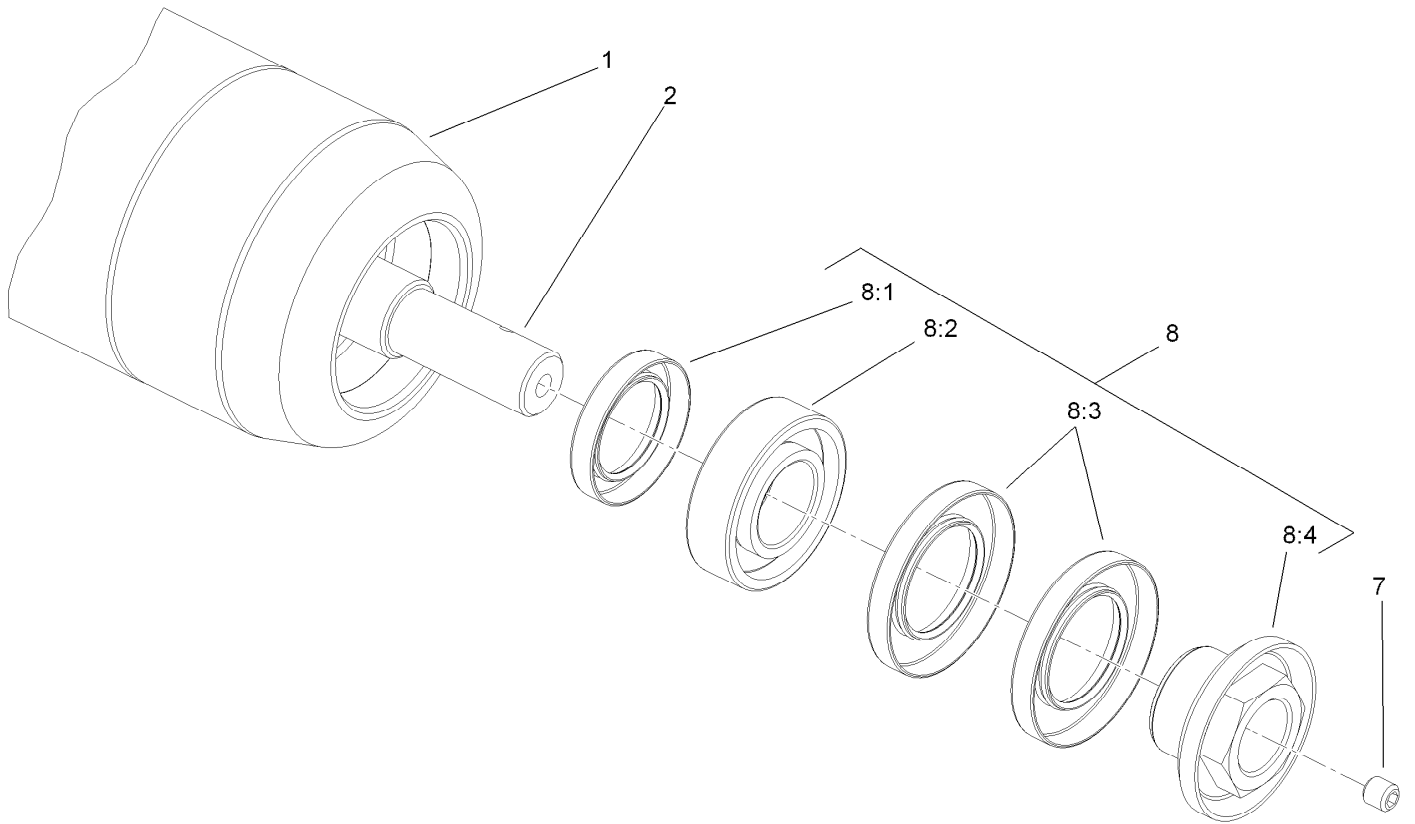
Gear Motor Assembly No. 117-5141

<i>Ref.</i>	<i>Part Number</i>	<i>Qty.</i>	<i>Description</i>
1	117-0235	1	Seal Kit
2	107-7820	1	Valve-Relief
3	107-7821	1	Valve-Anticavitation



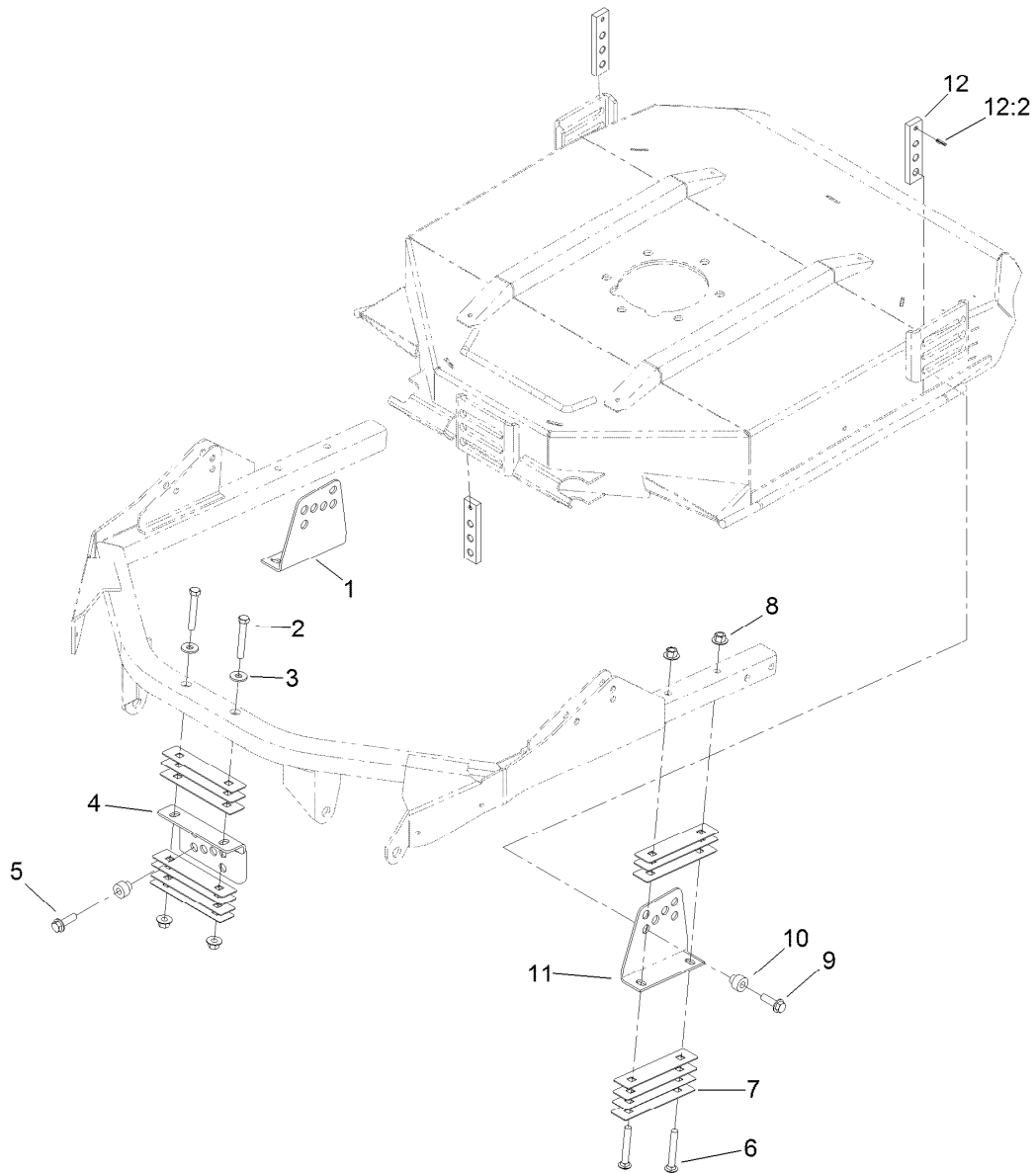
Roller and Carrier Frame Assembly

<i>Ref.</i>	<i>Part Number</i>	<i>Qty.</i>	<i>Description</i>
1	100-5780-03	1	Frame-Deck
2	115-3418	2	Roller ASM
2:1	104-1093	1	Roller
2:2	100-5762	1	Spacer-Bearing
2:3	120-3366	2	Bearing
3	327-15	2	Screw-HH
4	112-5270	2	Roller Shaft Screw ASM
4:2	302-5	1	Fitting-Grease
9	112-5265	1	Roller ASM
10	323-7	2	Screw-HH
11	3234-11	4	Screw-HHF
12	112-5268	2	Mount-Roller
13	107-7816	2	Bracket-Skid



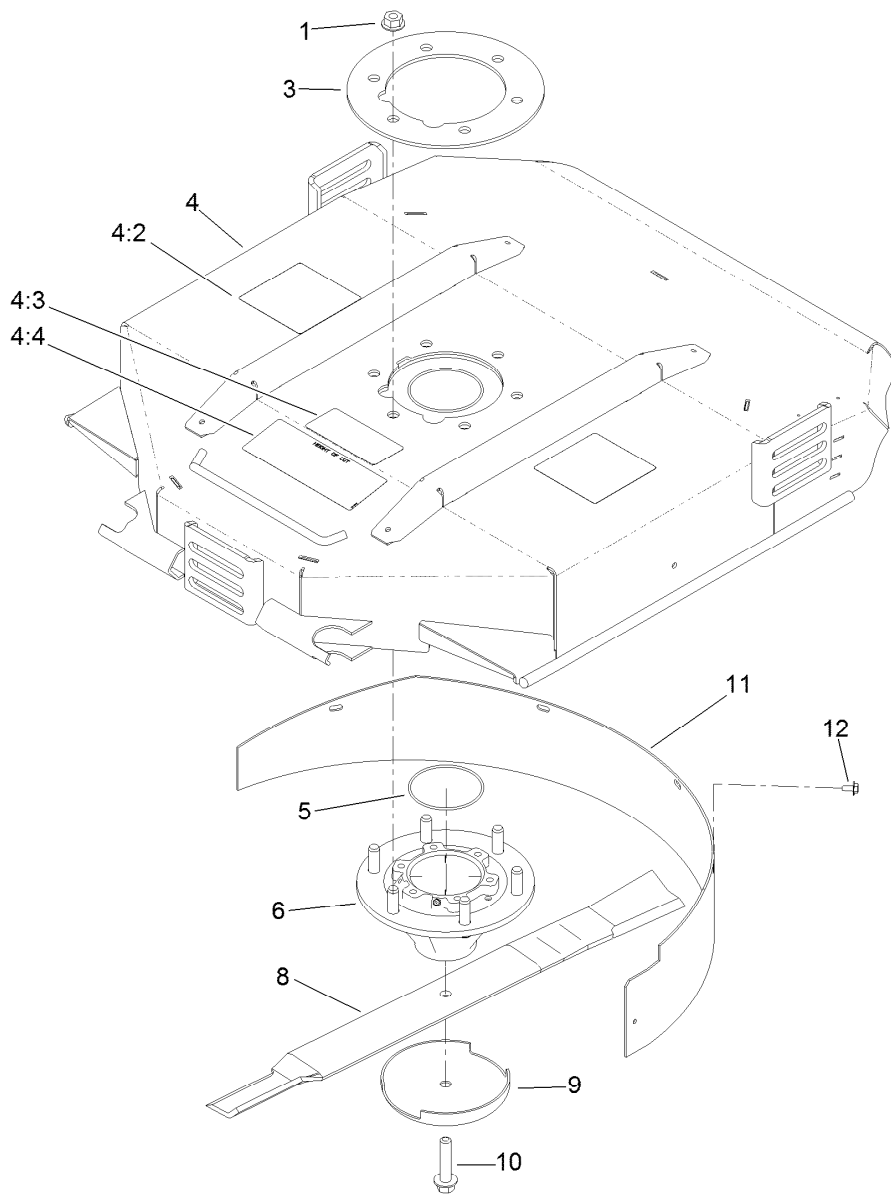
Roller Assembly No. 112-5265

<i>Ref.</i>	<i>Part Number</i>	<i>Qty.</i>	<i>Description</i>
1	112-5274-03	1	Tube ASM
2	117-5100	1	Shaft-Roller, Rear
7	108-0989	2	Screw-Set
8	114-5430	1	Roller Rebuild Kit
8:1	114-3717	2	Seal-Oil
8:2	112-5290	2	Bearing-Steel, Stainless
8:3	112-7494	4	Seal
8:4	114-5411	2	Nut-Lock, Bearing



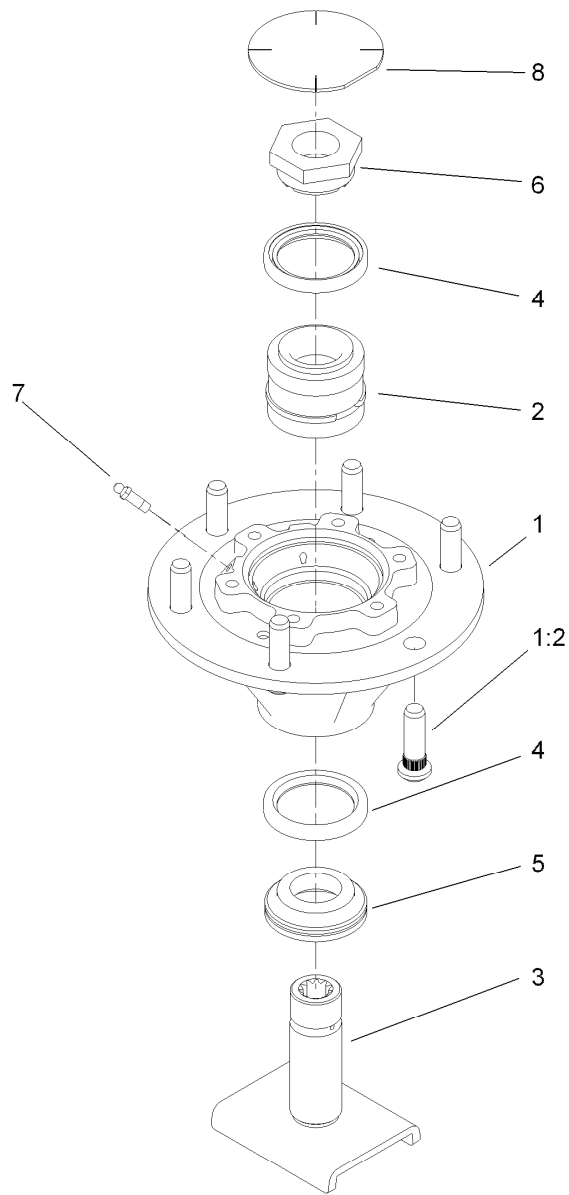
Height-of-Cut Bracket Assembly

Ref.	Part Number	Qty.	Description
1	100-5797-03	1	Bracket-HOC, RH
2	323-12	2	Screw-HH
3	80-6990	2	Washer-Hardened
4	104-1052-03	1	Bracket-HOC, Front
5	100-5799	18	Shim-HOC, .060 Inch
6	3231-9	4	Screw-CARR
7	104-4641	3	Shim-HOC, .030 Inch
8	32128-43	6	Nut-Flange
9	3234-24	3	Screw-HHF
10	105-9226	3	Spacer-HOC
11	104-4624-03	1	Bracket-HOC, LH
12	105-9225	3	HOC Plate ASM
12:2	32121-3	1	Pin-Spring



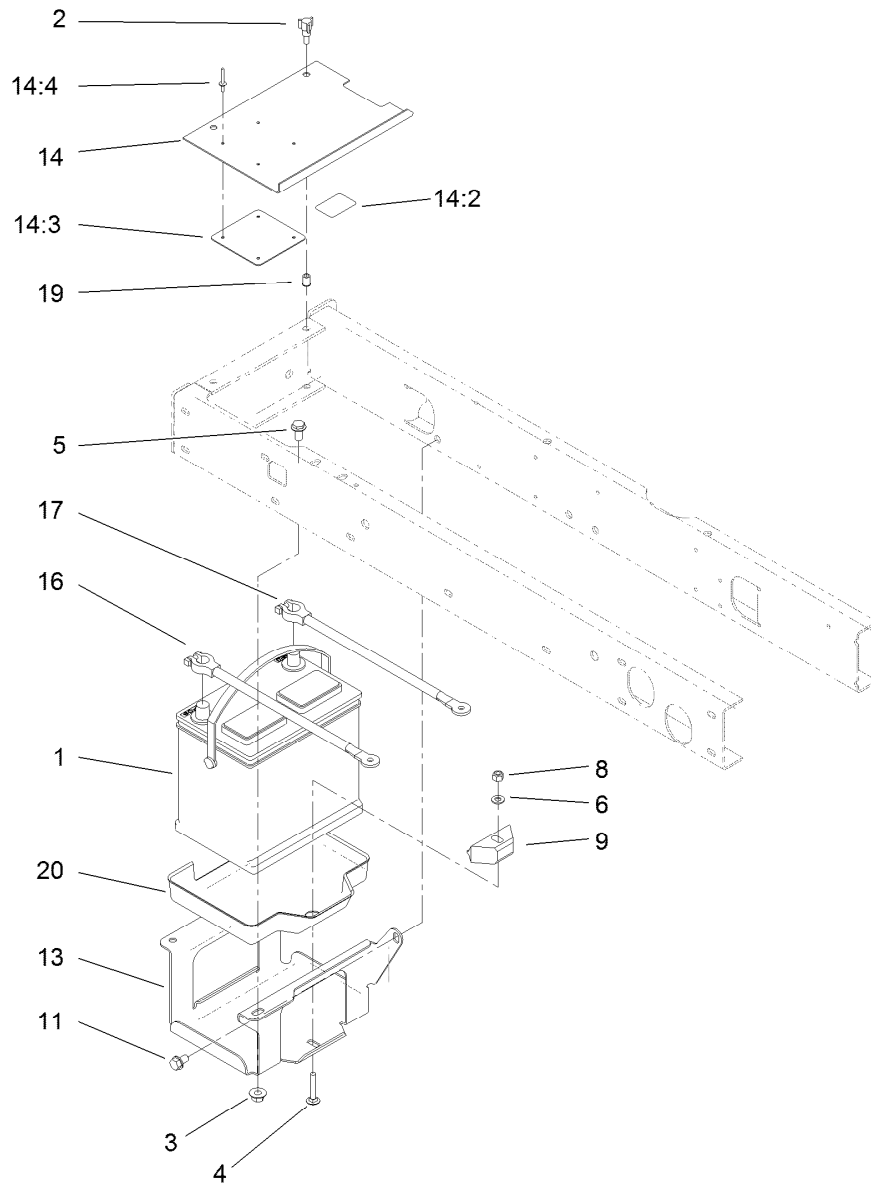
Chamber, Blade and Spindle Assembly

Ref.	Part Number	Qty.	Description
1	32128-39	6	Nut-HHF
3	104-1051-03	1	Plate-Spindle
4	115-3479	1	Chamber ASM
4:2	117-4764	2	Decal-Danger
4:3	93-7818	1	Decal-Torque, Blade Bolt
4:4	104-1086	1	Decal-HOC
5	237-161	1	O-Ring
6	115-3435	1	Spindle ASM
8	107-0235-03	1	Blade-Atomic
8	108-9026-03	1	Blade-Combo
9	72-9361	1	Cup-Scalp, Anti
10	92-5816	1	Bolt-Blade
11	108-9025-01	1	Baffle-Mulching
12	46-8560	5	Screw-HHFTF



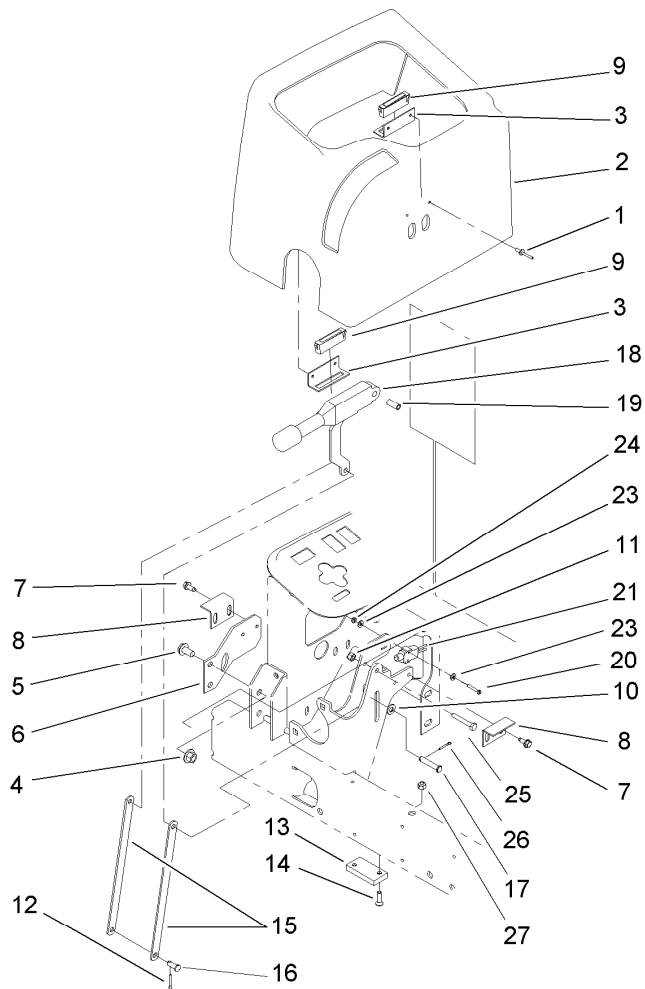
Spindle Assembly No. 115-3435

<i>Ref.</i>	<i>Part Number</i>	<i>Qty.</i>	<i>Description</i>
1	115-3434	1	Spindle
1:2	10-6830	6	Stud-Type, Drive
2	100-5703	1	Spacer And Bearing ASM
3	100-5705	1	Spindle Shaft ASM
4	253-154	2	Seal-Oil
5	69-6950	1	Spacer-Shaft, Spindle
6	100-5709	1	Nut-Spindle, Spcl
7	302-62	2	Fitting-Grease
8	94-2703	1	Plug



Battery Assembly

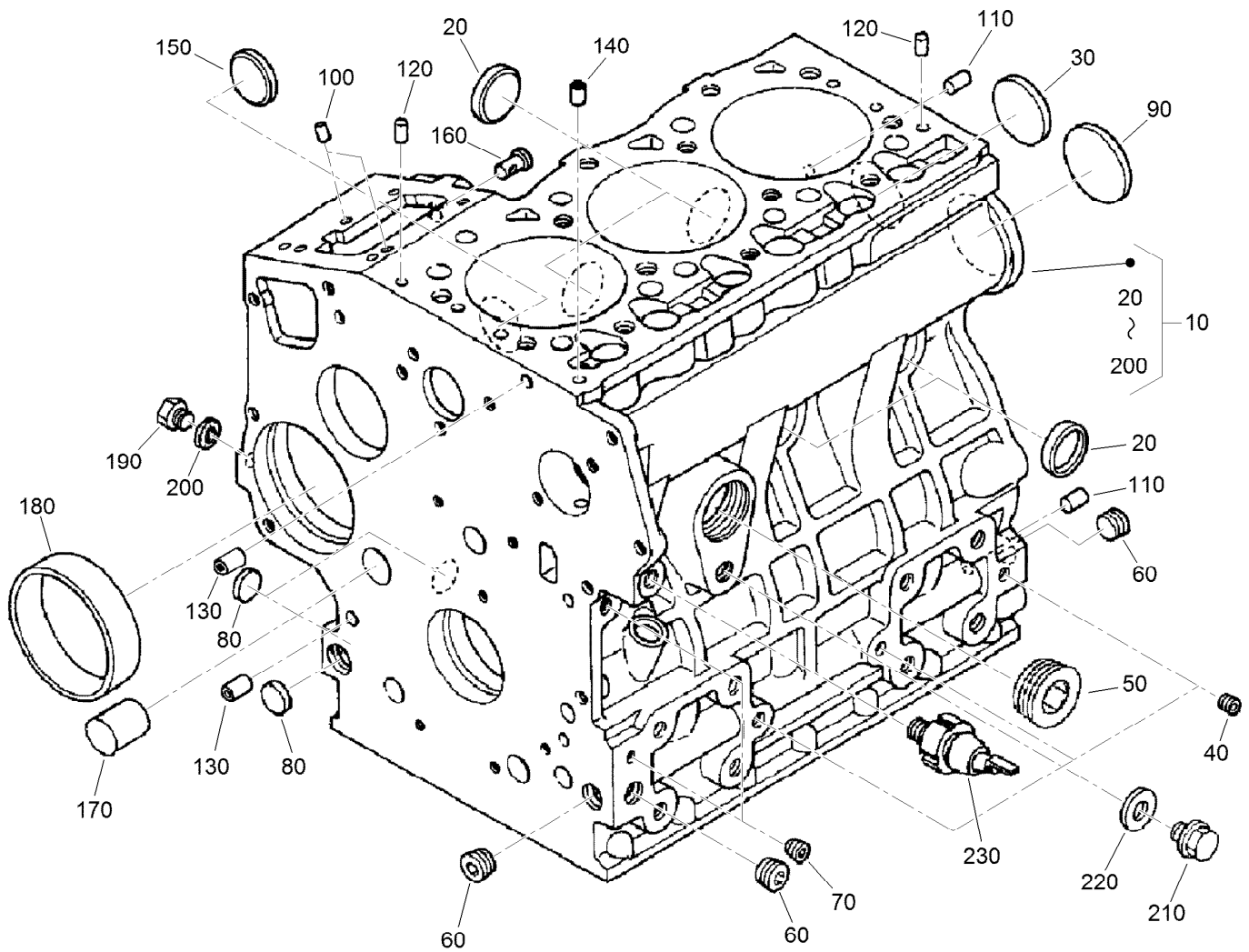
<i>Ref.</i>	<i>Part Number</i>	<i>Qty.</i>	<i>Description</i>	<i>Ref.</i>	<i>Part Number</i>	<i>Qty.</i>	<i>Description</i>
1	104-9979	1	Battery	13	95-8796-03	1	Support-Battery
2	233-70	2	Knob-Star, Three	14	99-3602	1	Battery Cover ASM
3	32128-43	3	Nut-Flange	14:2	93-7276	1	Decal-Danger
4	3230-6	1	Bolt-CARR	14:3	87-7620	1	Shield-Terminal, Battery
5	3234-1	3	Screw-HHF	14:4	3269-27	4	Rivet-Snap
6	3256-23	1	Washer-Plain	16	95-8853	1	Cable-Battery, Positive
8	3296-29	1	Nut-Lock, NI	17	95-8854	1	Cable-Battery, Negative
9	66-2490	1	Retainer-Battery	19	32148-6	2	Nut-Clinch
11	32144-15	1	Screw-HHFTF	20	99-3513	1	Tray-Battery



Parking Brake Assembly

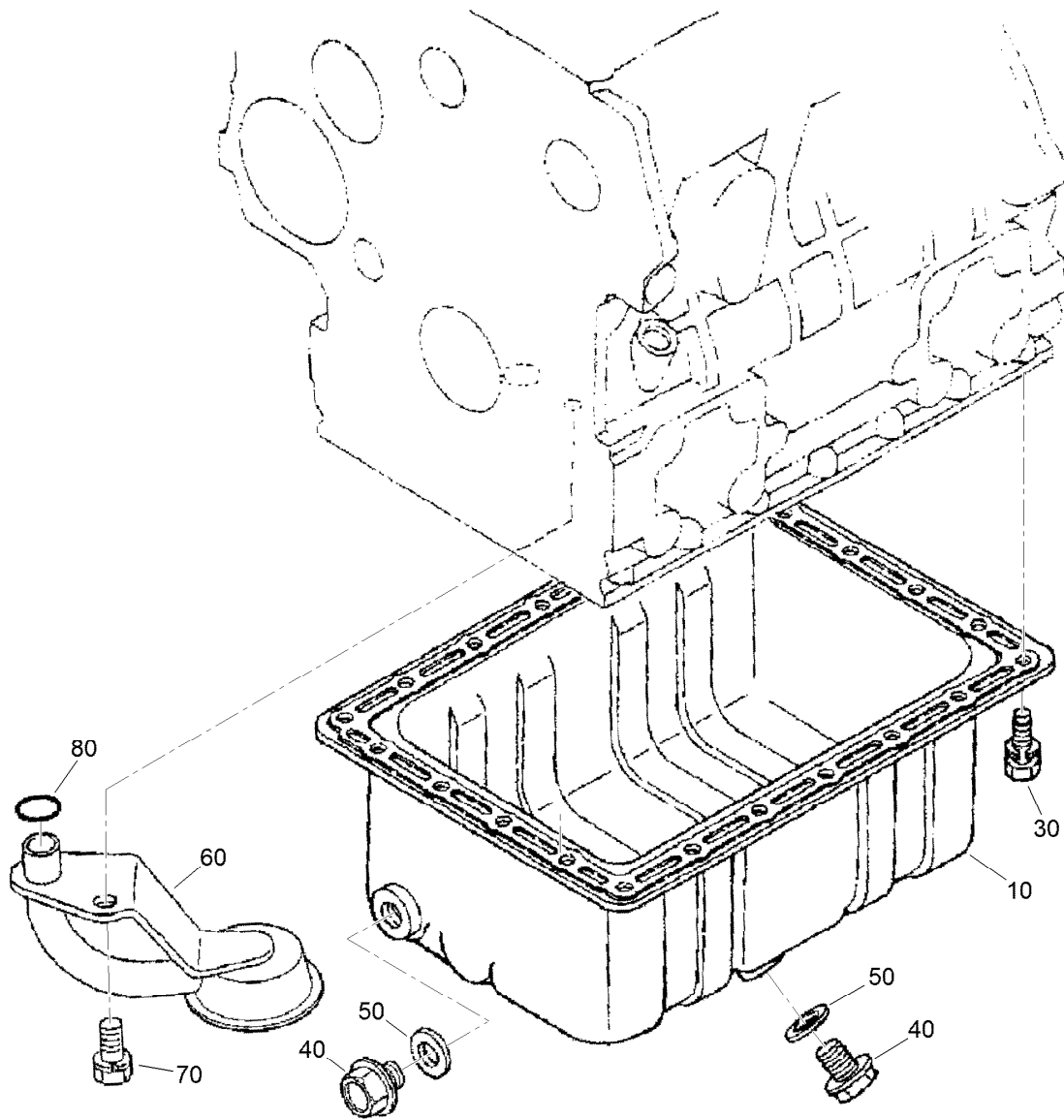
<i>Ref.</i>	<i>Part Number</i>	<i>Qty.</i>	<i>Description</i>
1	3269-5	4	Rivet-Pop
2	95-8707	1	Cover-Dash
3	95-8763	2	Bracket-Hold Down, Cover
4	32128-43	2	Nut-Flange
5	3234-1	2	Screw-HHF
6	95-8764-03	1	Support-Magnet
7	32144-10	4	Screw-HWH
8	95-8765	2	Bracket-Strike, Magnet
9	58-4250	2	Catch-Magnetic
10	3256-23	3	Washer-Plain
11	3296-42	1	Nut-Lock, NI
12	3272-10	1	Pin-Cotter
13	95-8684	1	Pad-Bumper

<i>Ref.</i>	<i>Part Number</i>	<i>Qty.</i>	<i>Description</i>
14	3289-4	2	Screw-FH
15	104-4628-03	2	Link-Brake, Parking
16	283-62	1	Pin-Clevis
17	94-3829	1	Pin-Clevis
18	104-4817	1	Lever-Brake
19	87-4710	1	Spacer-Brake, Parking
20	32105-9	2	Screw
21	95-8900	1	Switch
23	3256-21	4	Washer-Flat
24	3296-9	2	Nut-Hex
25	321-10	1	Screw-HH
26	3272-6	1	Pin-Cotter
27	32128-32	2	Nut-HHF



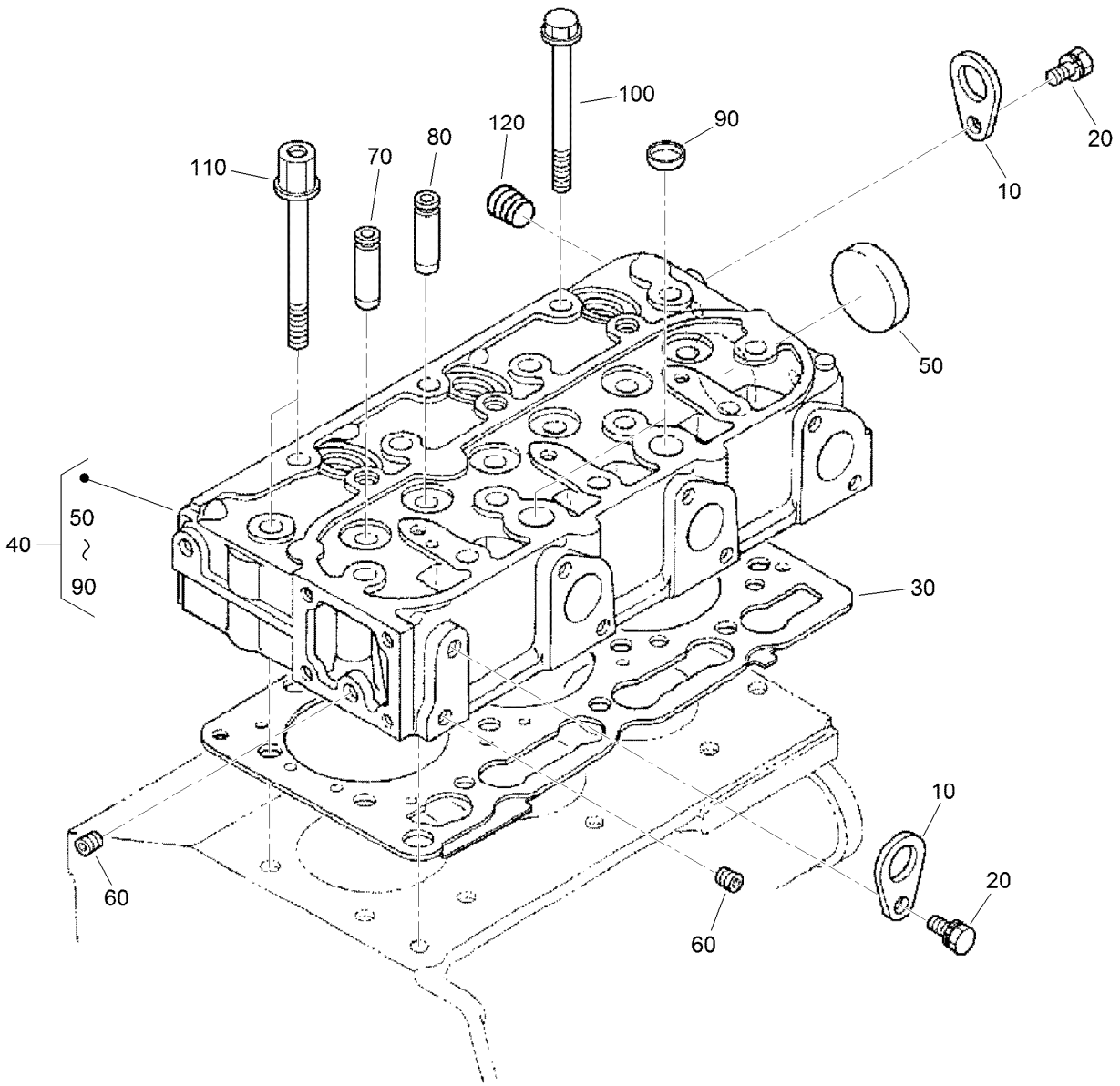
Crankcase Assembly

<i>Ref.</i>	<i>Part Number</i>	<i>Qty.</i>	<i>Description</i>	<i>Ref.</i>	<i>Part Number</i>	<i>Qty.</i>	<i>Description</i>
10	115-3443	1	Crankcase ASM	130	98-9387	2	Pin-Pipe
20	98-9398	4	Cap-Sealing	140	98-9539	1	Pin-Pipe
30	98-7539	1	Cap-Sealing	150	98-9599	1	Plug
40	98-7540	3	Plug	160	98-9630	1	Pin-Spring, Start
50	105-3779	1	Plug	170	98-9675	1	Plug
60	98-9597	3	Plug	180	98-9656	1	Bushing-Governor, Gear
70	98-7487	2	Plug	190	120-2559	1	Plug
80	98-9379	3	Plug-Expansion	200	98-7428	1	Gasket
90	98-9668	1	Plug-Expansion	210	99-3447	1	Plug
100	98-9375	2	Pin-Straight	220	106-7056	1	Gasket
110	98-9377	2	Pin-Straight	230	98-9416	1	Switch-Oil
120	98-9376	2	Pin-Straight				



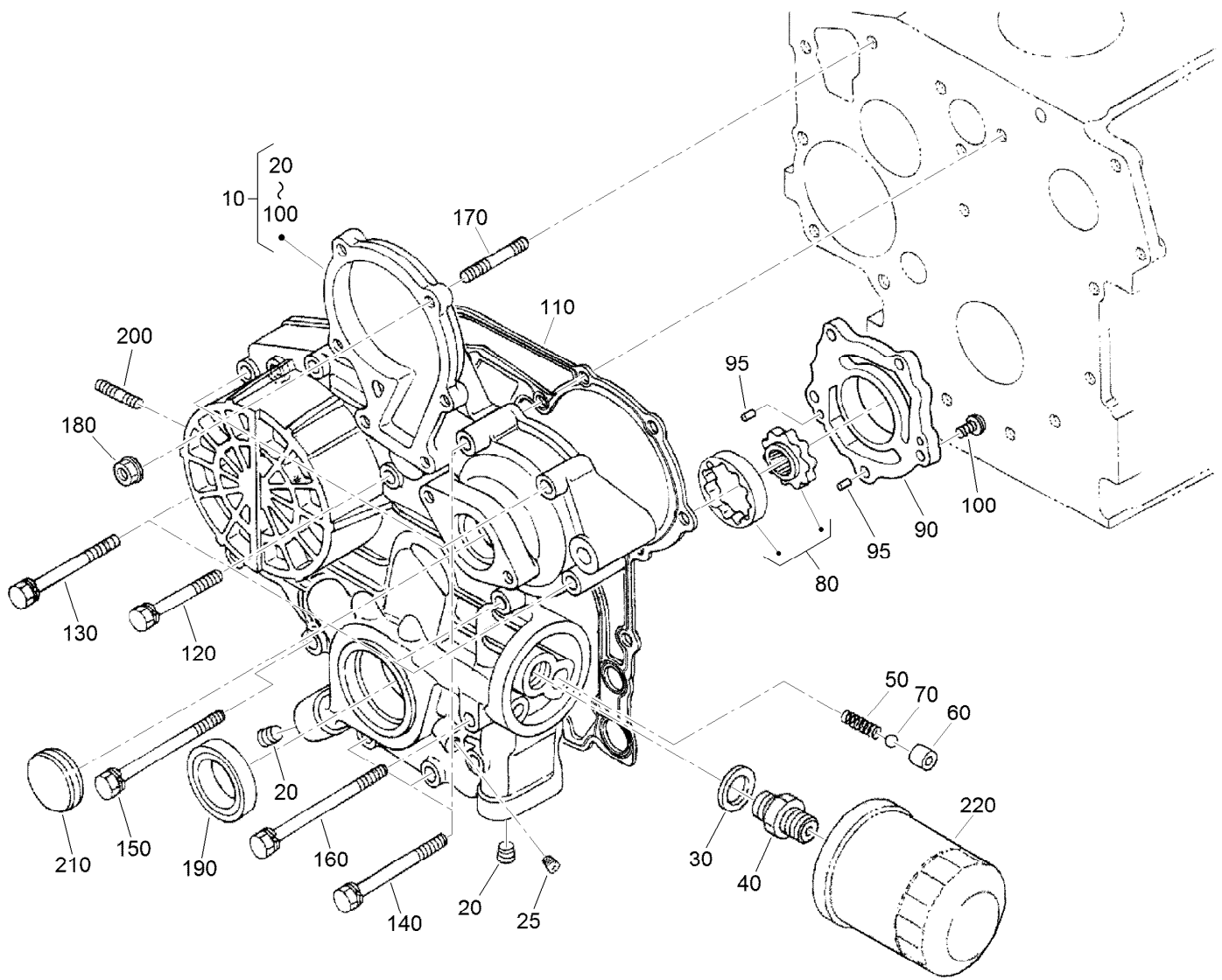
Oil Pan Assembly

<i>Ref.</i>	<i>Part Number</i>	<i>Qty.</i>	<i>Description</i>
10	98-9685	1	Pan-Oil
30	98-9351	22	Bolt
40	114-8151	2	Plug-Drain
50	98-7524	2	Gasket
60	112-7044	1	Head-Filter
70	98-7526	1	Bolt
80	105-3776	1	O-Ring



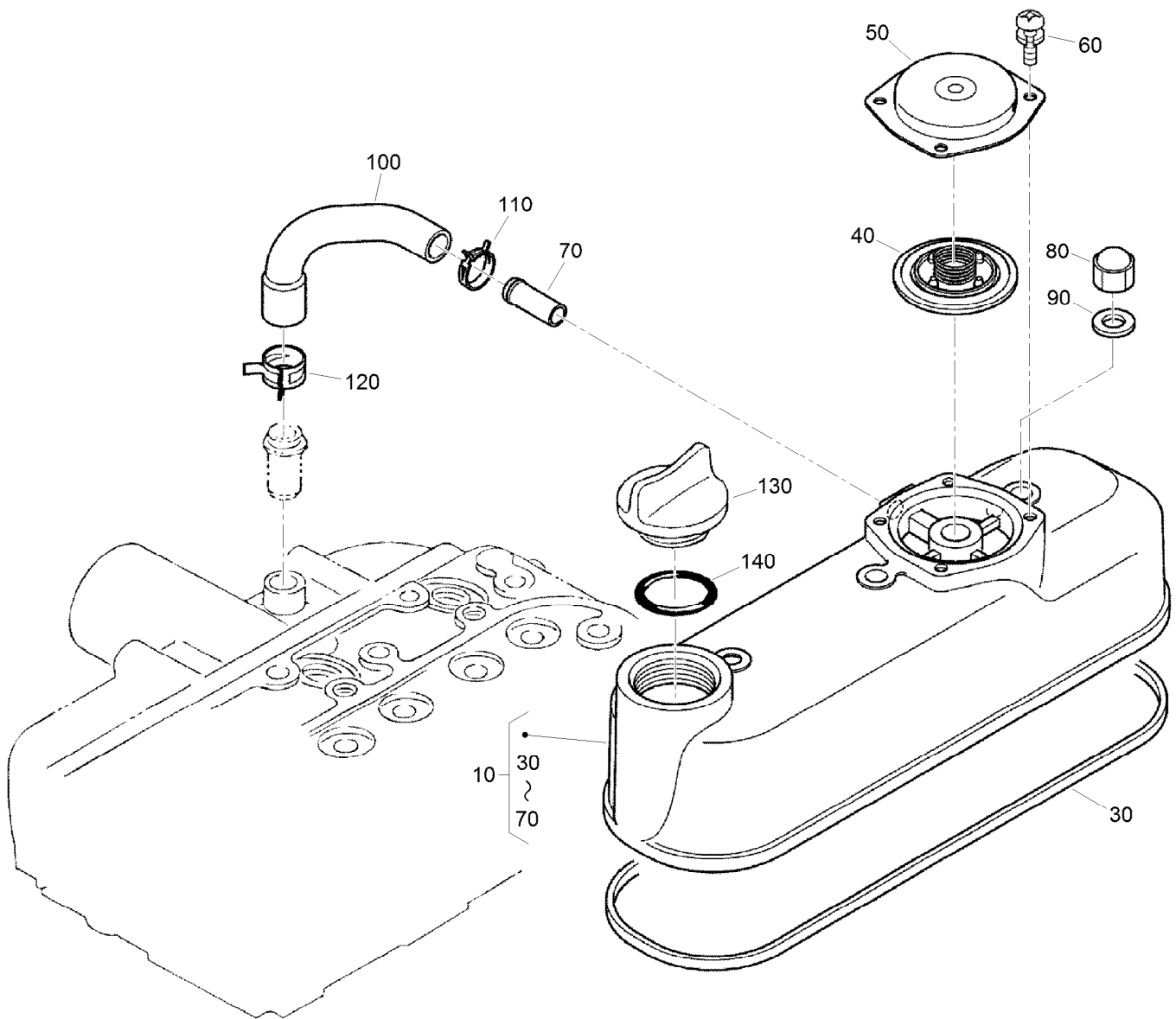
Cylinder Head Assembly

<i>Ref.</i>	<i>Part Number</i>	<i>Qty.</i>	<i>Description</i>
10	98-7531	2	Hook-Engine
20	100-9195	2	Bolt
30	108-6573	1	Gasket-Head, Cylinder
40	115-3445	1	Cylinder Head ASM
50	105-3705	1	Cap-Sealing
60	98-7540	2	Plug
70	107-9066	3	Guide-Valve, Inlet
80	107-9067	3	Guide-Valve, Exhaust
90	98-9389	2	Cap-Sealing
100	98-9479	12	Bolt-Head, Cylinder
110	98-9647	2	Bolt-Head, Cylinder
120	98-9444	1	Plug



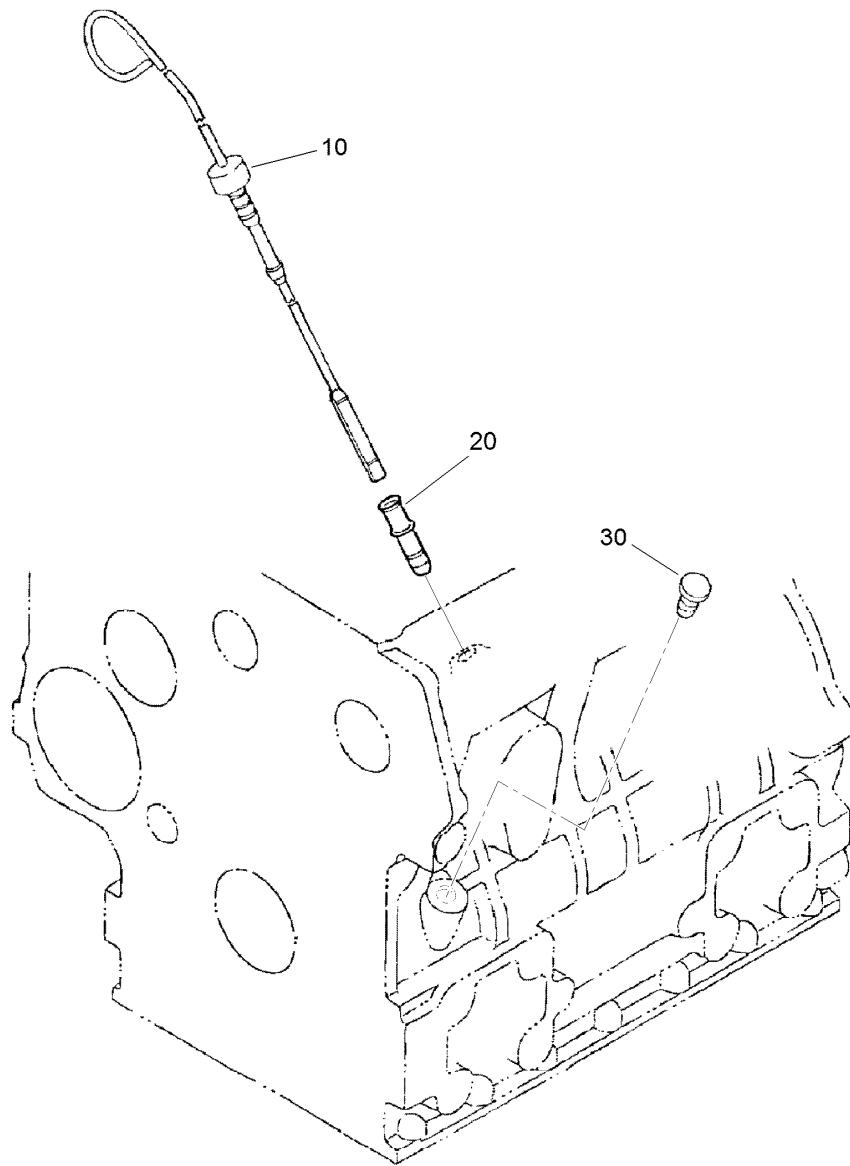
Gear Case and Oil Filter Cartridge Assembly

Ref.	Part Number	Qty.	Description	Ref.	Part Number	Qty.	Description
10	115-4105	1	Gear Case ASM	110	98-9633	1	Gasket-Case, Gear
20	98-9598	2	Plug	120	107-9073	3	Bolt
25	98-7487	1	Plug	130	105-3797	4	Bolt
30	98-7562	1	Washer-Plain	140	98-9356	4	Bolt
40	98-9388	1	Joint-Pipe	150	107-9074	1	Bolt
50	98-9544	1	Spring	160	98-9586	1	Bolt
60	98-9543	1	Seat-Valve	170	105-3709	1	Stud
70	98-9380	1	Ball	180	100-2203	1	Nut-Flange
80	98-9540	1	Oil Pump Rotor ASM	190	119-8038	1	Seal-Oil
90	107-9069	1	Cover-Pump, Oil	200	105-3710	2	Stud
95	107-9072	2	Pin-Straight	210	98-9641	1	Cover-Case, Gear
100	107-9071	5	Screw	220	108-3841	1	Filter-Oil



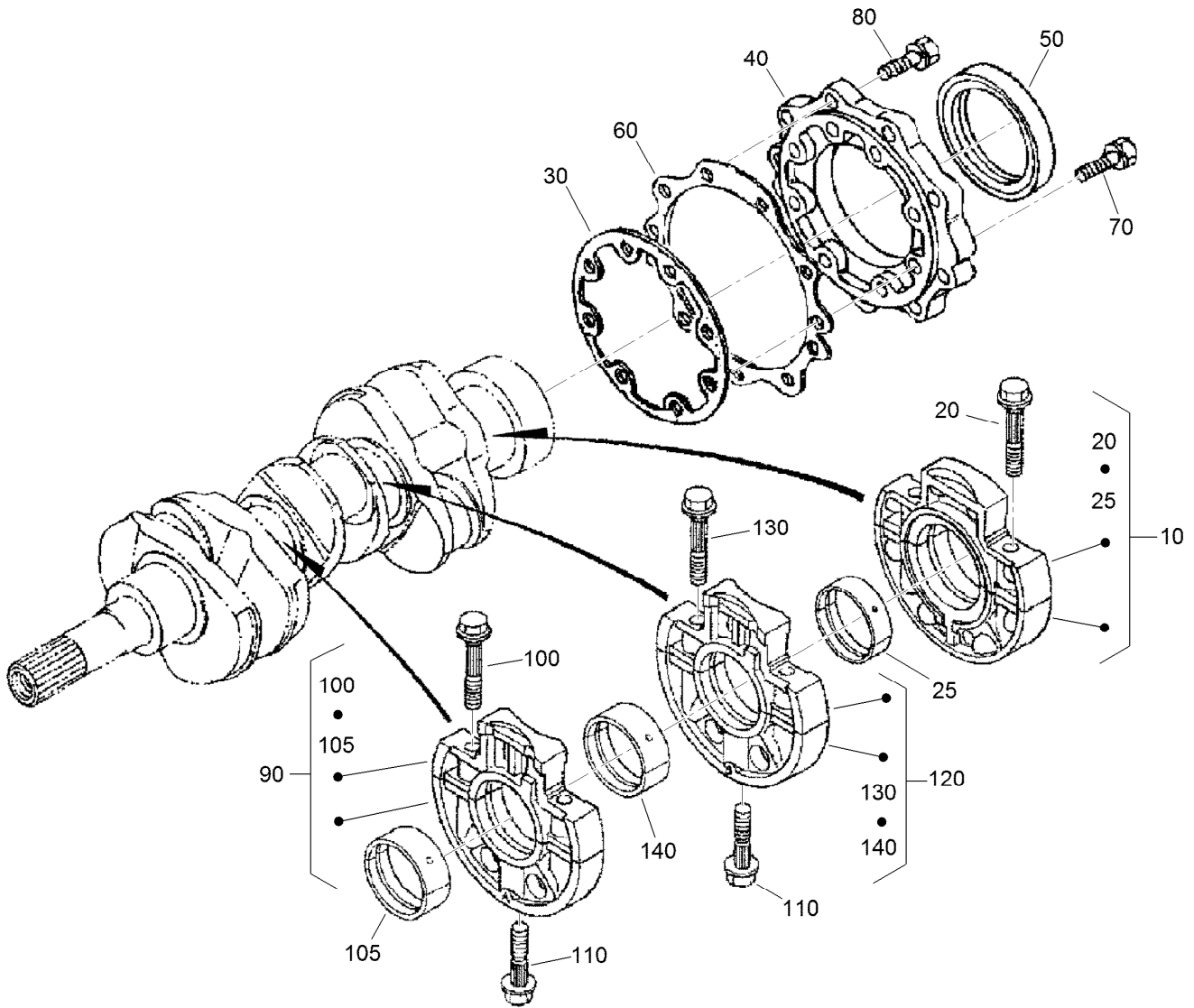
Cylinder Head Cover Assembly

Ref.	Part Number	Qty.	Description
10	115-3446	1	Cylinder Head Cover ASM
30	98-9615	1	Gasket-Cover, Head
40	110-3715	1	Valve-Breather
50	110-3714	1	Cover-Breather
60	98-9364	4	Screw (With Washer)
70	98-7766	1	Pipe-Return, Water
80	98-9455	3	Nut-Cap
90	98-9454	3	Gasket
100	107-7836	1	Tube-Breather
110	108-2859	1	Clamp-Hose
120	108-2860	1	Clamp-Hose
130	107-9075	1	Plug-Filler, Oil
140	99-3446	1	O-Ring



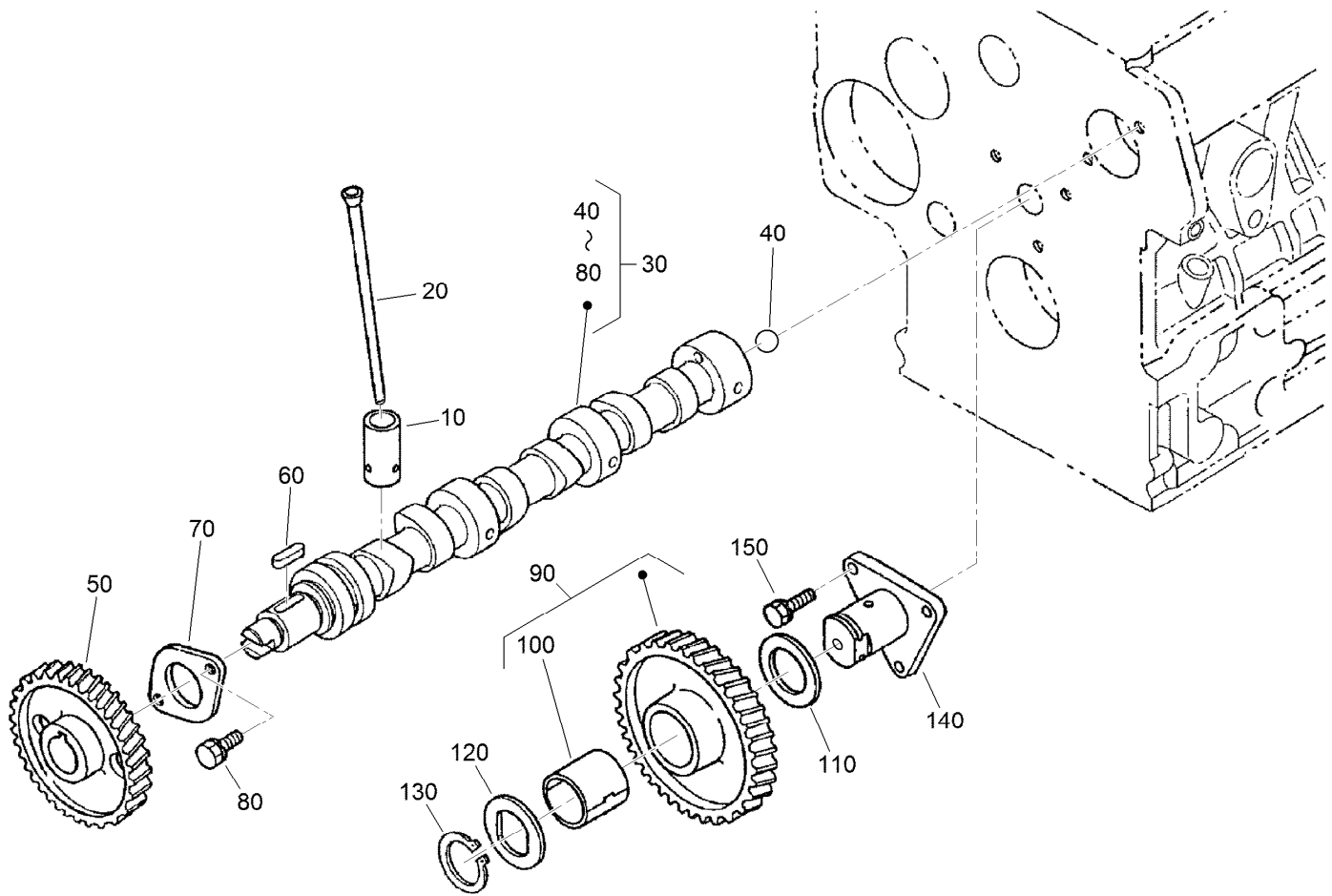
Dipstick and Guide Assembly

<i>Ref.</i>	<i>Part Number</i>	<i>Qty.</i>	<i>Description</i>
10	107-9076	1	Gauge-Oil
20	105-4580	1	Guide-Gauge, Oil
30	110-3720	1	Plug-Gauge, Oil



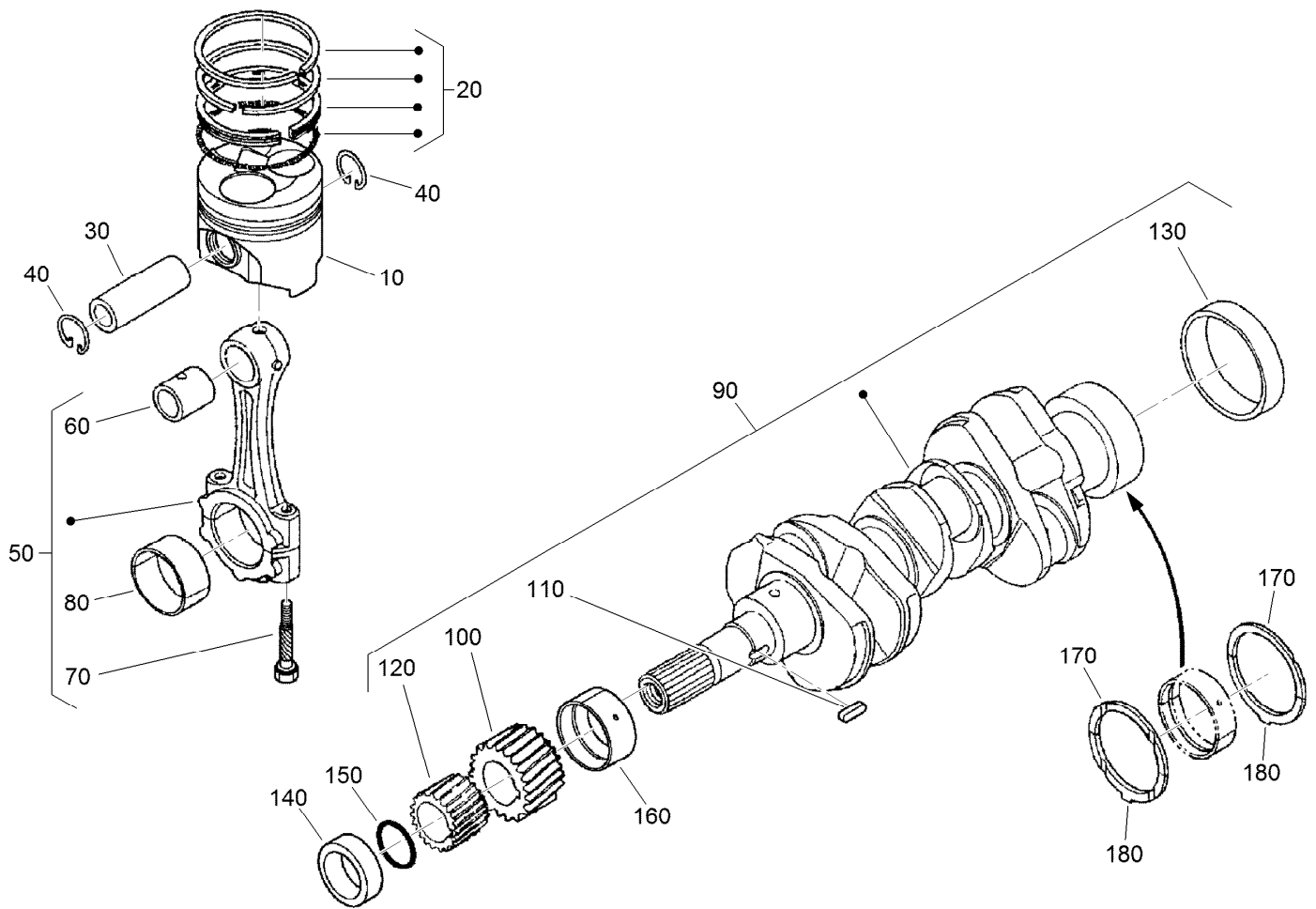
Main Bearing Case Assembly

<i>Ref.</i>	<i>Part Number</i>	<i>Qty.</i>	<i>Description</i>	<i>Ref.</i>	<i>Part Number</i>	<i>Qty.</i>	<i>Description</i>
10	112-7026	1	Wheel Bearing Case ASM	90	115-4106	1	Main Bearing Case ASM
20	98-9484	2	Bolt-Case, Bearing	100	98-9484	2	Bolt-Case, Bearing
25	115-4121	1	Metal-Crankshaft (STD)	105	112-7011	1	Bearing-Main (STD)
25	112-7039	1	Metal-Crankshaft (0.2Mm)	105	112-7012	1	Metal-Crankpin (-0.2MM)
25	112-7040	1	Metal-Crankshaft (-0.4Mm)	105	112-7013	1	Metal-Crankpin (-0.4MM)
30	98-9634	1	Gasket-Case, Bearing	110	98-9485	2	Bolt-Case, Bearing
40	112-7046	1	Cover-Case, Bearing	120	115-4107	1	Main Bearing Case ASM
50	112-0180	1	Seal-Oil	130	98-9484	2	Bolt-Case, Bearing
60	112-7037	1	Gasket-Cover, Case	140	112-7011	1	Bearing-Main (STD)
70	98-9352	8	Bolt	140	112-7012	1	Metal-Crankpin (-0.2MM)
80	98-7568	9	Bolt	140	112-7013	1	Metal-Crankpin (-0.4MM)



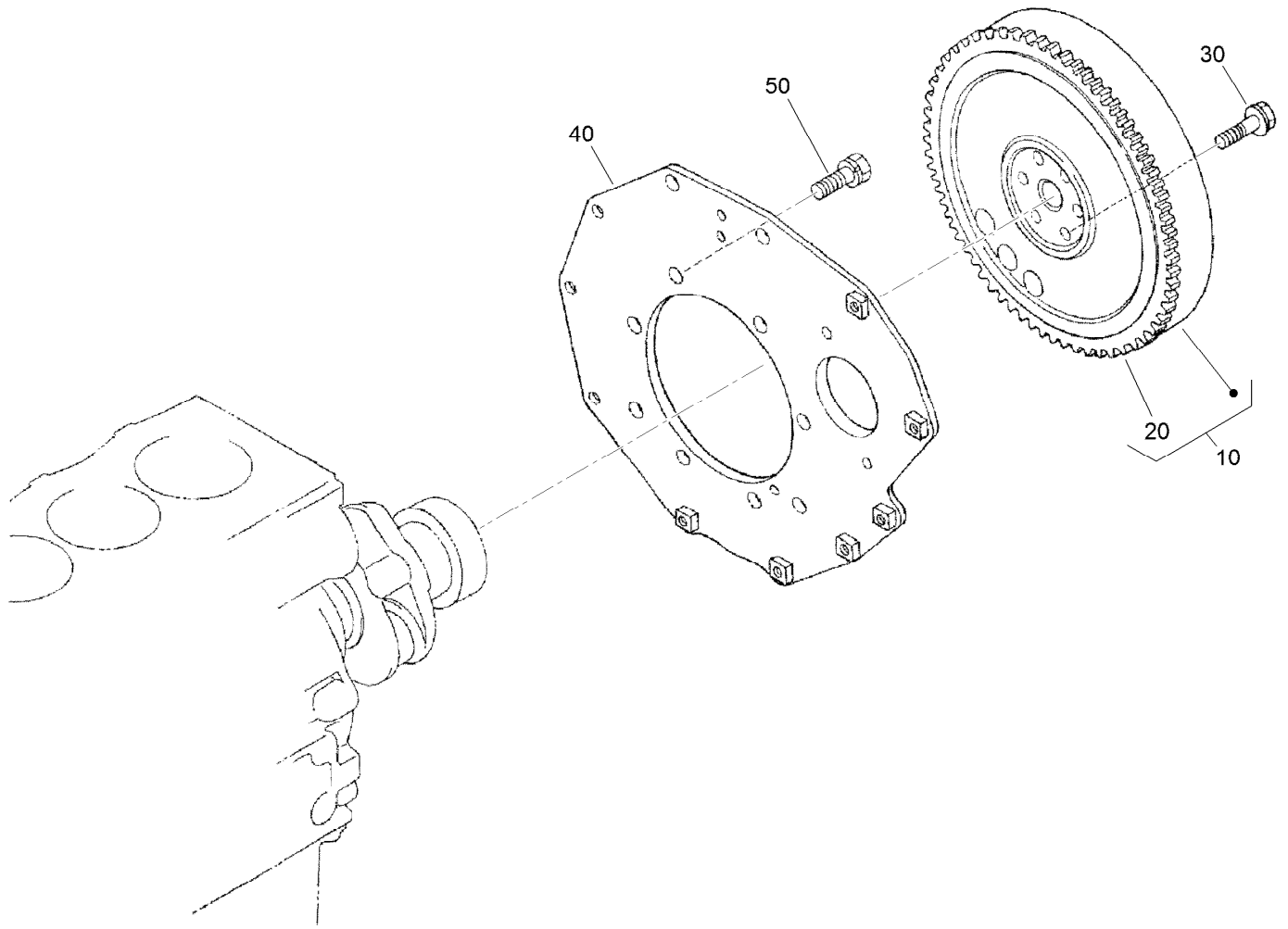
Camshaft and Idle Gear Shaft Assembly

Ref.	Part Number	Qty.	Description
10	112-0185	6	Tappet
20	98-9509	6	Rod-Push
30	108-6576	1	Camshaft ASM
40	110-3729	1	Ball
50	98-9512	1	Gear-Cam
60	98-9378	1	Key-Feather
70	98-9510	1	Stopper-Camshaft
80	98-7692	2	Bolt
90	98-9649	1	Idle Gear ASM
100	98-9650	1	Bushing-Gear, Idle
110	98-9535	1	Collar-Gear, Idle
120	98-9536	1	Collar-Gear, Idle
130	98-9534	1	Circlip-Gear, Idle
140	98-9533	1	Shaft-Gear, Idle
150	98-7692	3	Bolt



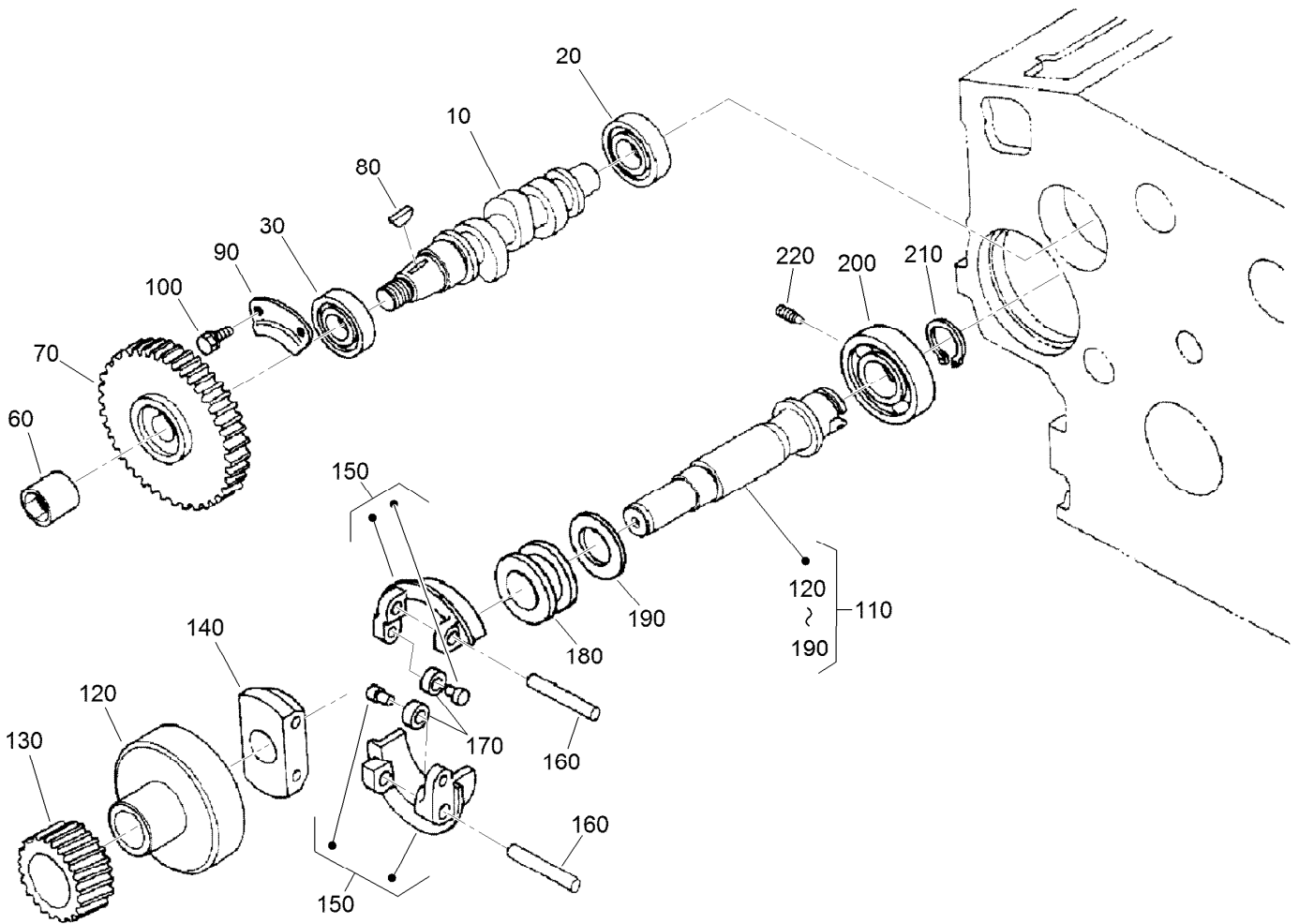
Piston and Crankshaft Assembly

<i>Ref.</i>	<i>Part Number</i>	<i>Qty.</i>	<i>Description</i>	<i>Ref.</i>	<i>Part Number</i>	<i>Qty.</i>	<i>Description</i>
10	112-8404	3	Piston (STD)	110	98-9666	1	Key
10	112-8414	3	Piston (+0.5Mm)	120	98-9542	1	Gear-Drive, Oil Pump
20	98-9551	3	Piston Ring ASM (STD)	130	98-9522	1	Sleeve-Crankshaft
20	108-1404	3	Piston Ring ASM (+0.5MM)	140	98-9521	1	Collar-Crankshaft
30	98-9513	3	Pin-Piston	150	105-3783	1	O-Ring
40	98-9514	6	Circlip-Pin, Piston	160	112-7005	1	Bearing-Main (STD)
50	117-7586	3	Connecting Rod ASM	160	112-7009	1	Metal-Crankpin (-0.2MM)
60	115-3014	3	Bushing-Pin, Piston	160	112-7010	1	Metal-Crankpin (-0.4MM)
70	98-9517	6	Bolt-Rod, Connecting	170	98-9413	2	Bearing-Thrust (STD)
80	98-9553	3	Bearing-Rod (STD)	170	98-9414	2	Bearing-Thrust (0.2MM)
80	117-7587	3	Metal-Crankpin (-0.2MM)	170	98-9415	2	Bearing-Thrust (0.4MM)
80	117-7588	3	Metal-Crankpin (-0.4MM)	180	98-9688	2	Bearing-Thrust (STD)
90	98-9642	1	Crankshaft ASM	180	98-9689	2	Bearing-Thrust (0.2MM)
100	117-7561	1	Gear-Crankshaft	180	98-9690	2	Bearing-Thrust (0.4MM)



Flywheel Assembly

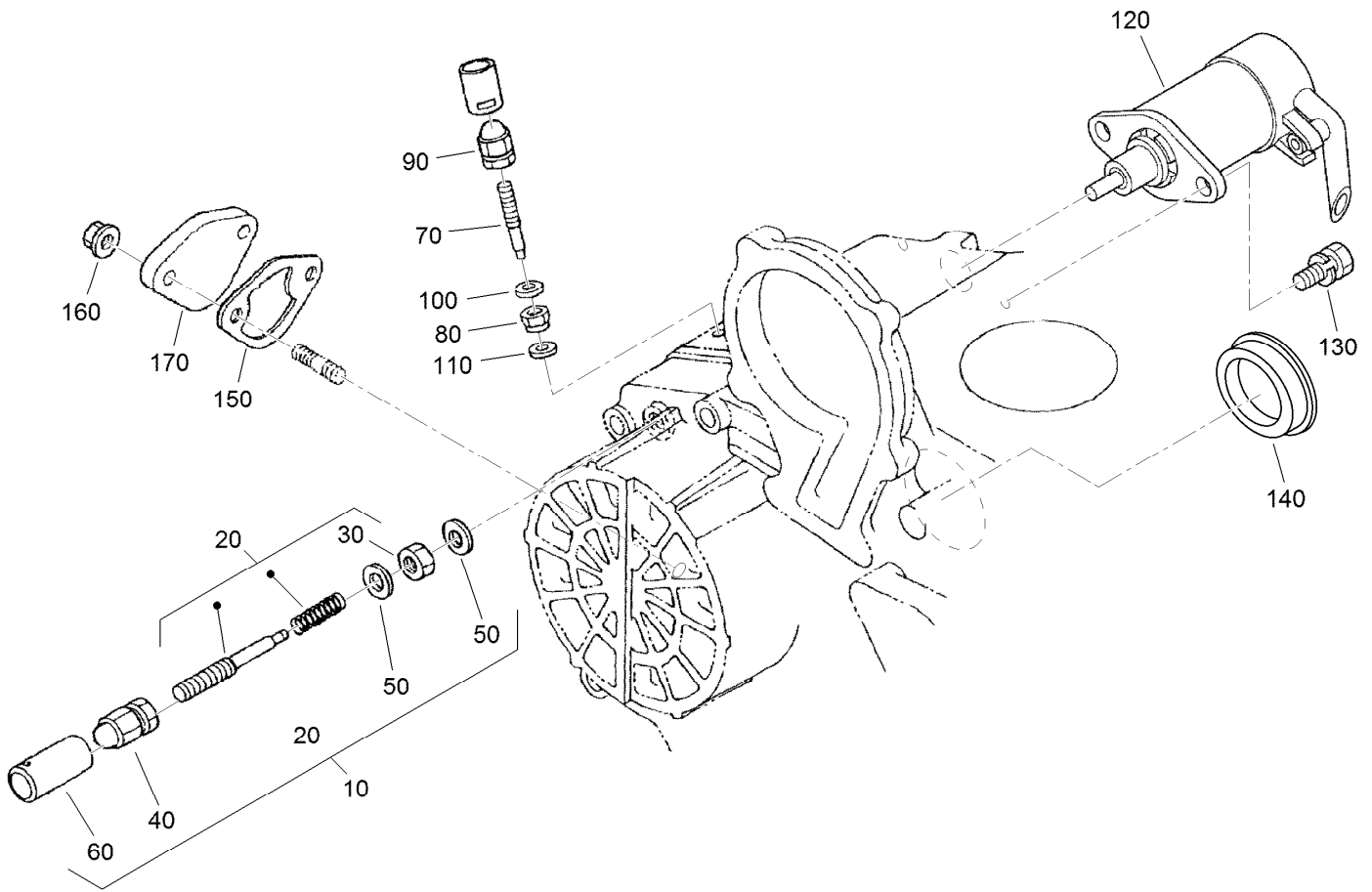
<i>Ref.</i>	<i>Part Number</i>	<i>Qty.</i>	<i>Description</i>
10	105-3784	1	Flywheel ASM
20	115-3015	1	Gear-Ring
30	98-9537	6	Bolt-Flywheel
40	98-9486	1	Plate-End, Rear
50	98-9392	8	Bolt



Fuel Camshaft and Governor Shaft Assembly

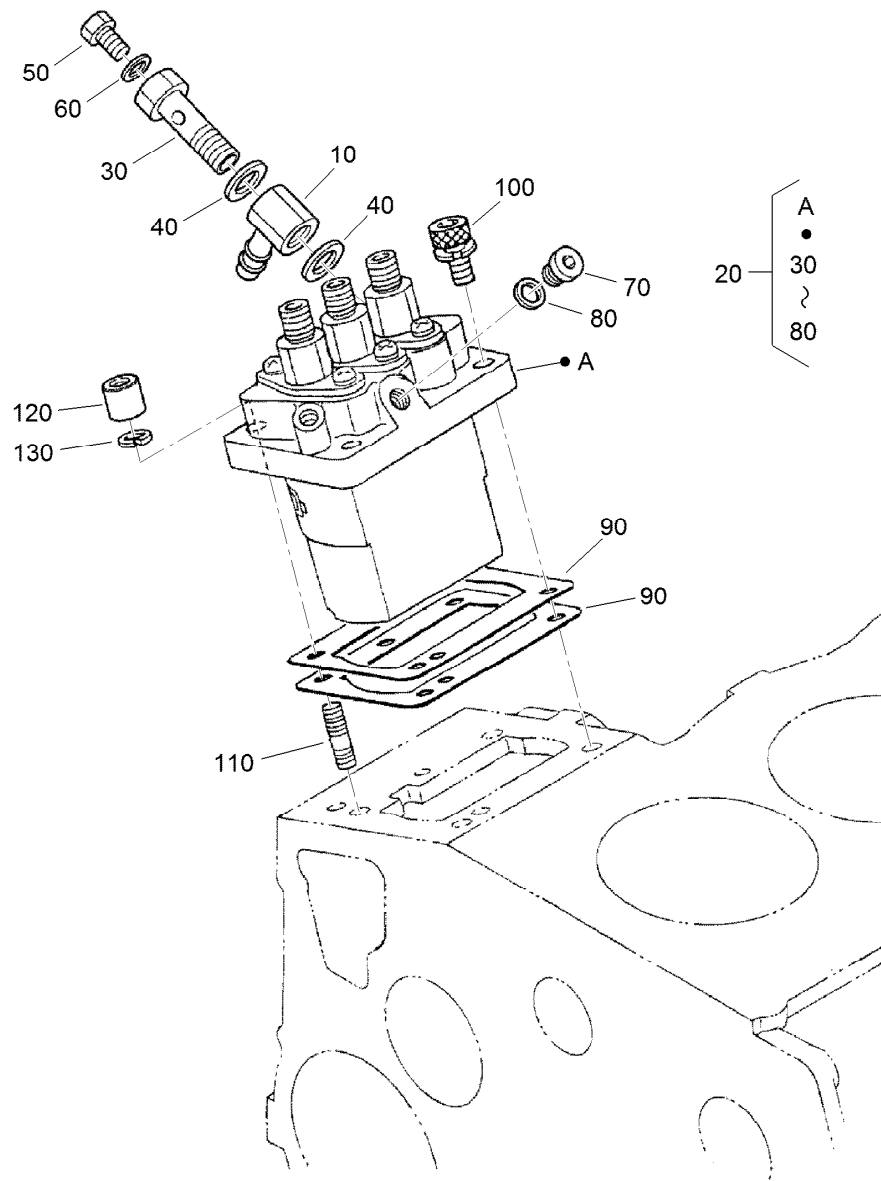
Ref.	Part Number	Qty.	Description
10	98-9459	1	Camshaft-Fuel
20	107-9077	1	Bearing-Ball
30	107-9078	1	Bearing-Ball
60	98-9590	1	Nut-Cap
70	120-2562	1	Gear-Pump, Injection
80	98-9595	1	Key-Woodruff
90	98-9511	1	Stopper-Fuel, Camshaft
100	98-7692	2	Bolt
110	98-9644	1	Governor Shaft ASM
120	98-9562	1	Holder-Gear, Governor

Ref.	Part Number	Qty.	Description
130	98-9673	1	Gear-Governor
140	98-9561	1	Holder-Weight, Governor
150	98-9559	2	Governor Weight ASM
160	98-9560	2	Shaft-Weight, Governor
170	98-9692	2	Roller
180	98-9563	1	Sleeve-Governor
190	98-9564	1	Washer-Thrust
200	107-9079	1	Bearing-Ball
210	98-9657	1	Circlip-Shaft, Governor
220	98-9565	1	Screw-Set



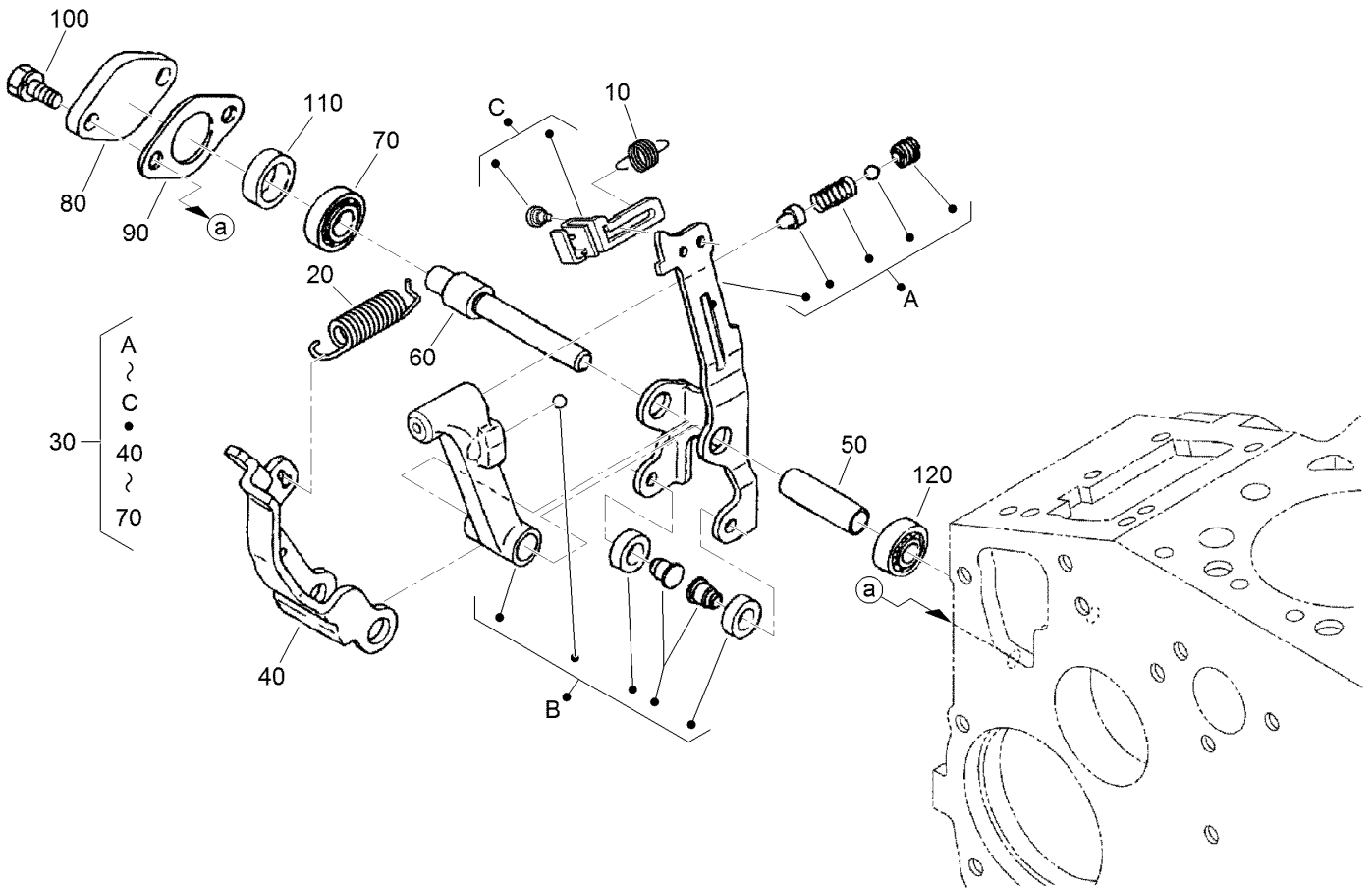
Idle Apparatus and Stop Solenoid Assembly

<i>Ref.</i>	<i>Part Number</i>	<i>Qty.</i>	<i>Description</i>	<i>Ref.</i>	<i>Part Number</i>	<i>Qty.</i>	<i>Description</i>
10	98-9678	1	Idle Apparatus ASM	100	98-7654	1	Gasket
20	112-7014	1	Adjusting Bolt ASM	110	107-9081	1	Gasket
30	98-9439	1	Nut	120	104-5155	1	Solenoid-Stop
40	112-0181	1	Nut	130	115-3039	2	Bolt-HSH
50	98-7654	2	Gasket	140	99-3514	1	Cover
60	98-7656	1	Cap	150	117-7562	1	Gasket-Pump, Fuel
70	112-7015	1	Bolt-Adjusting	160	100-2203	2	Nut-Flange
80	100-2175	1	Nut-Lock	170	112-7016	1	Cover-Pump
90	112-0181	1	Nut				



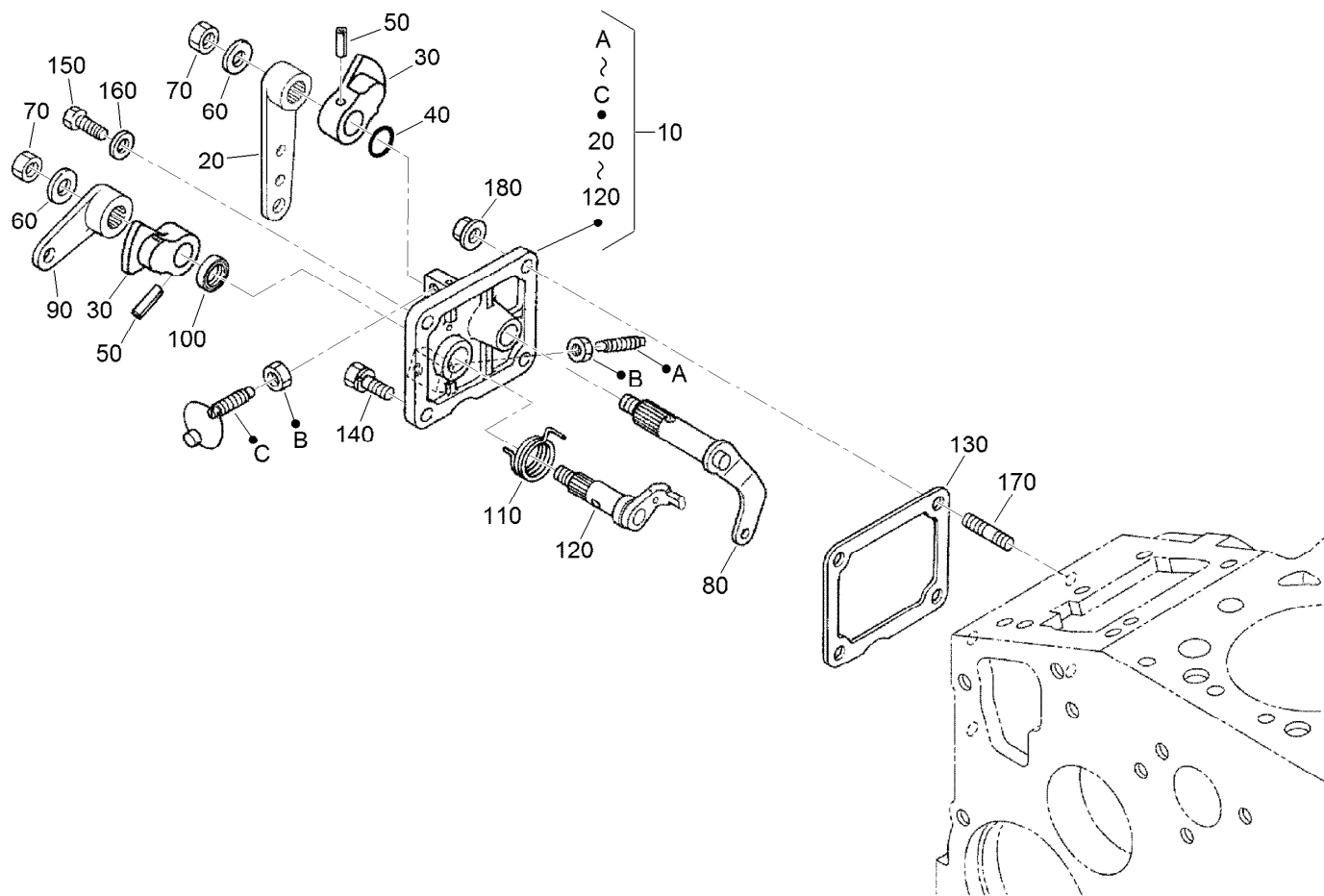
Injection Pump Assembly

<i>Ref.</i>	<i>Part Number</i>	<i>Qty.</i>	<i>Description</i>	<i>Ref.</i>	<i>Part Number</i>	<i>Qty.</i>	<i>Description</i>
10	98-9596	1	Joint-Eye	90	98-9456	1	Shim-Injection (0.20MM)
20	98-9643	1	Injection Pump ASM	90	98-9457	1	Shim-Injection (0.25MM)
30	98-9464	1	Bolt-Joint	90	98-9458	1	Shim-Injection (0.30MM)
40	98-9445	2	Gasket	90	115-3046	1	Shim-Injection (0.35MM)
50	98-9430	1	Screw	100	117-7564	2	Bolt-Hex Soc HD
60	98-9446	1	Gasket	110	98-9438	2	Stud
70	98-9466	1	Plug	120	98-9440	2	Nut-Cap
80	98-9451	1	Gasket	130	98-7699	4	Washer-Spring
90	115-3045	1	Shim-Injection (0.175MM)				



Governor Assembly

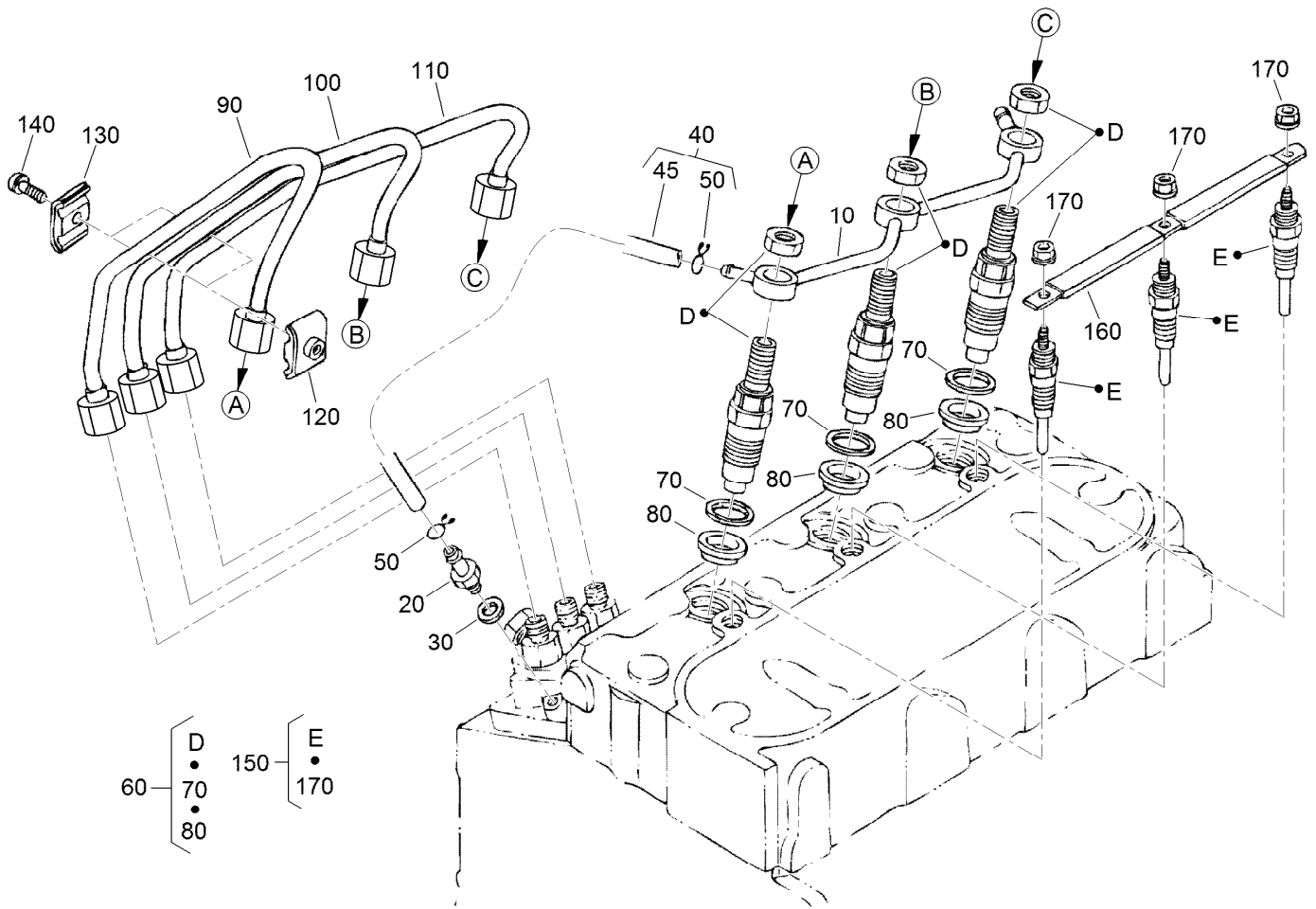
Ref.	Part Number	Qty.	Description
10	105-3786	1	Spring-Start
20	98-9681	1	Spring-Governor
30	115-4502	1	Fork Lever ASM
40	107-9084	1	Lever-Fork
50	107-9085	1	Shaft-Lever, Fork
60	107-9086	1	Shaft-Lever, Fork
70	98-9570	1	Bearing-Miniaturize
80	115-4122	1	Cover-Shaft, Fork Lever
90	98-9682	1	Gasket
100	98-9350	2	Bolt
110	98-9567	1	Collar
120	98-9571	1	Bearing-Miniaturize



Speed Control Plate Assembly

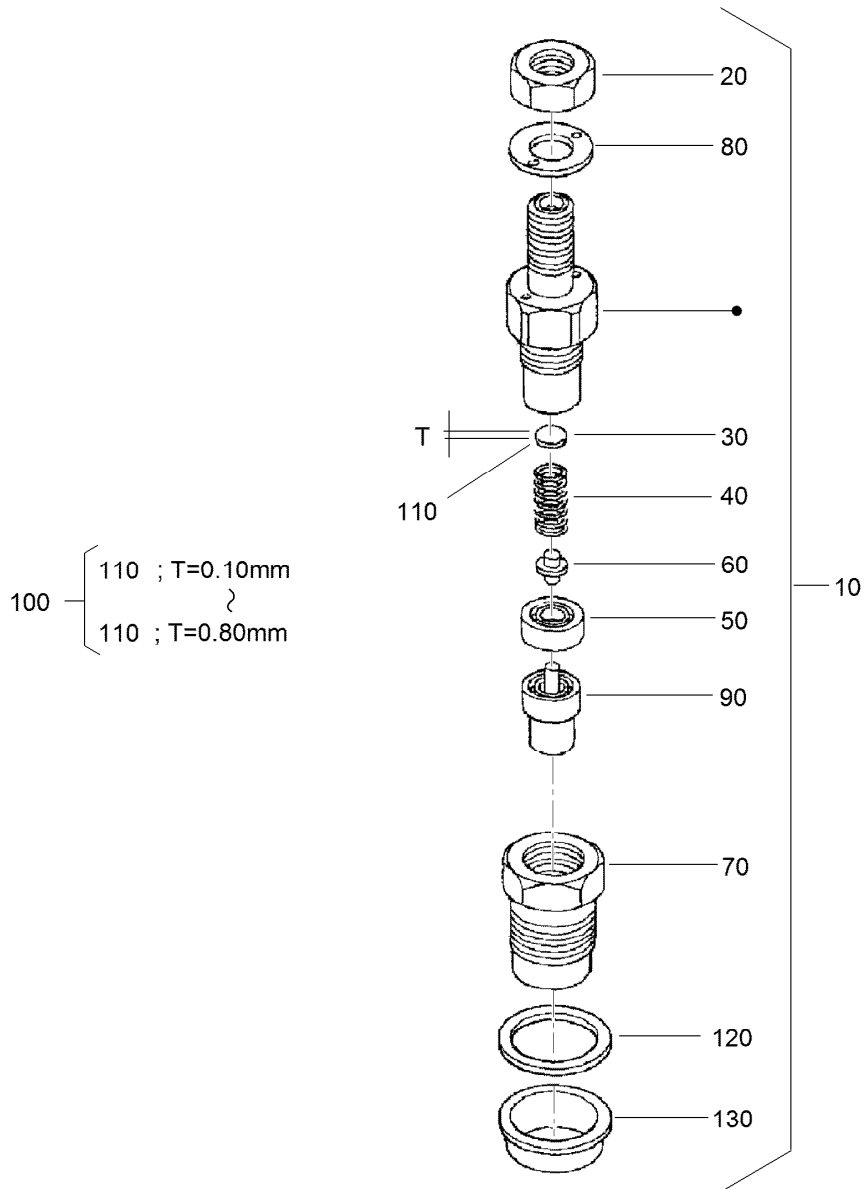
Ref.	Part Number	Qty.	Description
10	105-3735	1	Control Plate ASM
20	98-9662	1	Lever-Control, Speed
30	98-9572	2	Lever-Control, Speed
40	105-3788	1	O-Ring
50	98-7602	2	Pin-Spring
60	98-9594	2	Washer-Plain
70	98-9589	2	Nut
80	98-9658	1	Governor Lever ASM
90	98-9663	1	Lever-Stop, Engine

Ref.	Part Number	Qty.	Description
100	98-7601	1	Seal-Oil
110	98-9472	1	Spring-Return
120	98-9664	1	Shaft-Lever, Stop
130	98-9637	1	Gasket
140	98-7692	1	Bolt
150	99-8348	1	Bolt
160	98-7654	1	Gasket
170	105-3710	2	Stud
180	100-2203	2	Nut-Flange



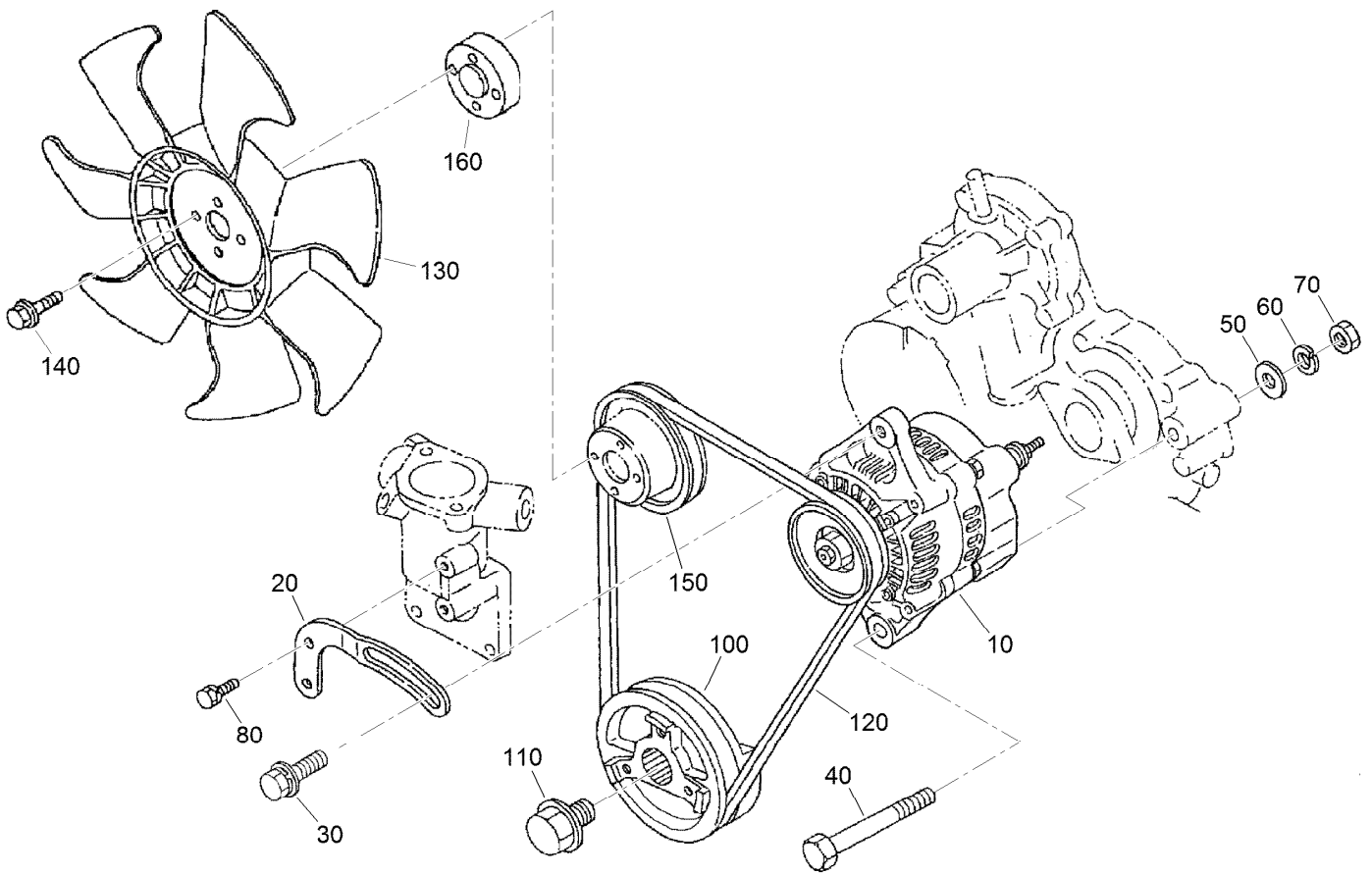
Nozzle Holder and Glow Plug Assembly

Ref.	Part Number	Qty.	Description	Ref.	Part Number	Qty.	Description
10	98-9620	1	Overflow Pipe ASM	90	98-9622	1	Pipe-Injection
20	98-9431	1	Screw-Bleeder, Air	100	98-9654	1	Pipe-Injection
30	98-7654	1	Gasket	110	98-9655	1	Pipe-Injection
40	98-9420	1	Overflow Pipe ASM	120	98-7682	2	Clamp-Pipe
45	112-0182	1	Pipe-Overflow	130	98-7683	2	Clamp-Pipe
50	98-7671	2	Clip-Pipe	140	98-7684	2	Screw (W/Washer)
60	108-2866	3	Nozzle Holder Kit	150	115-3019	3	Plug-Glow
70	98-7676	3	Gasket	160	98-9631	3	Cord-Plug, Glow
80	98-7677	3	Seal-Heat	170	99-8377	1	Nut-Flange



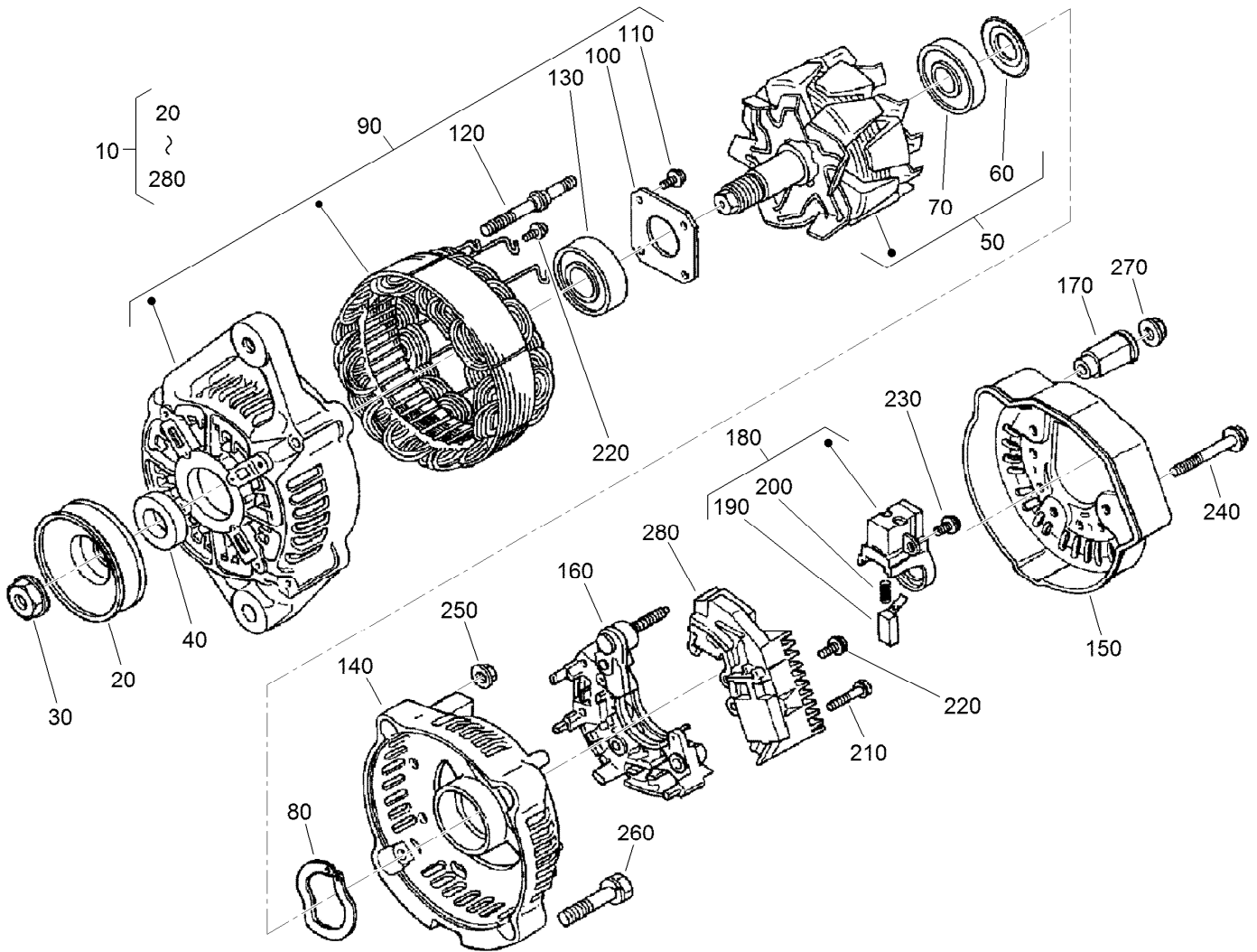
Nozzle Holder Assembly

Ref.	Part Number	Qty.	Description	Ref.	Part Number	Qty.	Description
10	108-2866	3	Nozzle Holder Kit	110	99-8311	3	Washer-Adjust (0.20MM)
20	99-8301	3	Nut	110	99-8312	3	Washer-Adjust (0.30MM)
30	99-8302	3	Washer-Adjusting	110	99-8313	3	Washer-Adjust (0.40MM)
40	99-8303	3	Spring-Nozzle	110	99-8314	3	Washer-Adjust (0.50MM)
50	99-8304	3	Spacer-Distance	110	99-8315	3	Washer-Adjust (0.52MM)
60	99-8305	3	Rod-Push	110	99-8316	3	Washer-Adjust (0.54MM)
70	99-8306	3	Nut-Nozzle	110	99-8317	3	Washer-Adjust (0.56MM)
80	99-8307	3	Washer-Plain	110	99-8318	3	Washer-Adjust (0.58MM)
90	107-7826	3	Piece-Nozzle	110	99-8319	3	Washer-Adjust (0.80MM)
100	99-8309	3	Adjusting Washer ASM	120	98-7676	3	Gasket
110	99-8310	3	Washer-Adjust (0.10MM)	130	98-7677	3	Seal-Heat



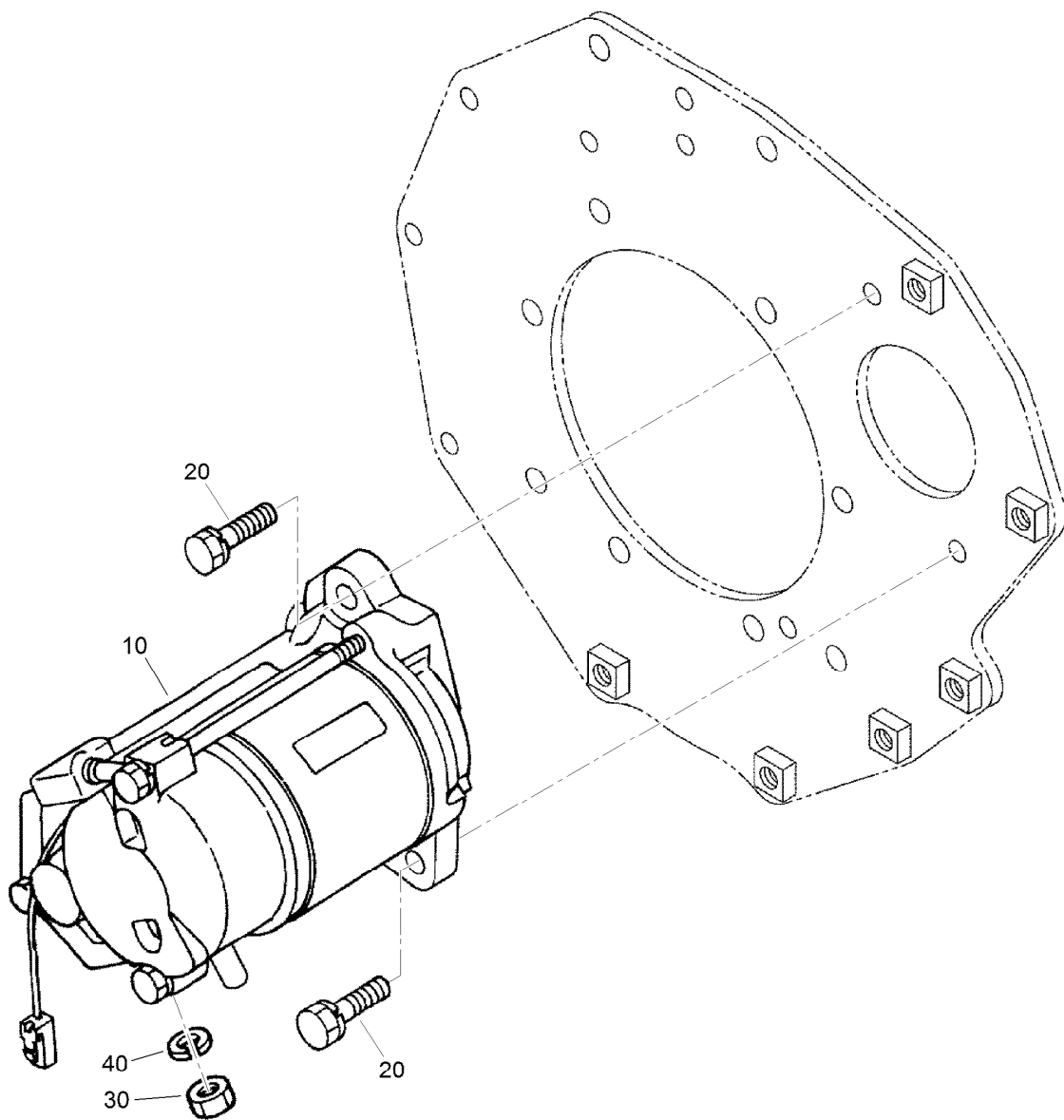
Alternator and Pulley Assembly

Ref.	Part Number	Qty.	Description
10	98-9474	1	Alternator ASM
20	112-7047	1	Stay-Dynamo
30	108-7088	1	Bolt
40	98-9360	1	Bolt
50	98-9366	1	Washer-Plain
60	98-7738	1	Washer-Spring
70	98-7737	1	Nut
80	98-7692	1	Bolt
100	98-9473	1	Pulley-Drive, Fan
110	98-9585	1	Bolt
120	104-3494	1	Belt-V
130	107-9096	1	Fan-Cooling
140	108-2873	4	Bolt-Flange
150	104-3497	1	Pulley-Fan
160	108-2872	1	Collar-Fan



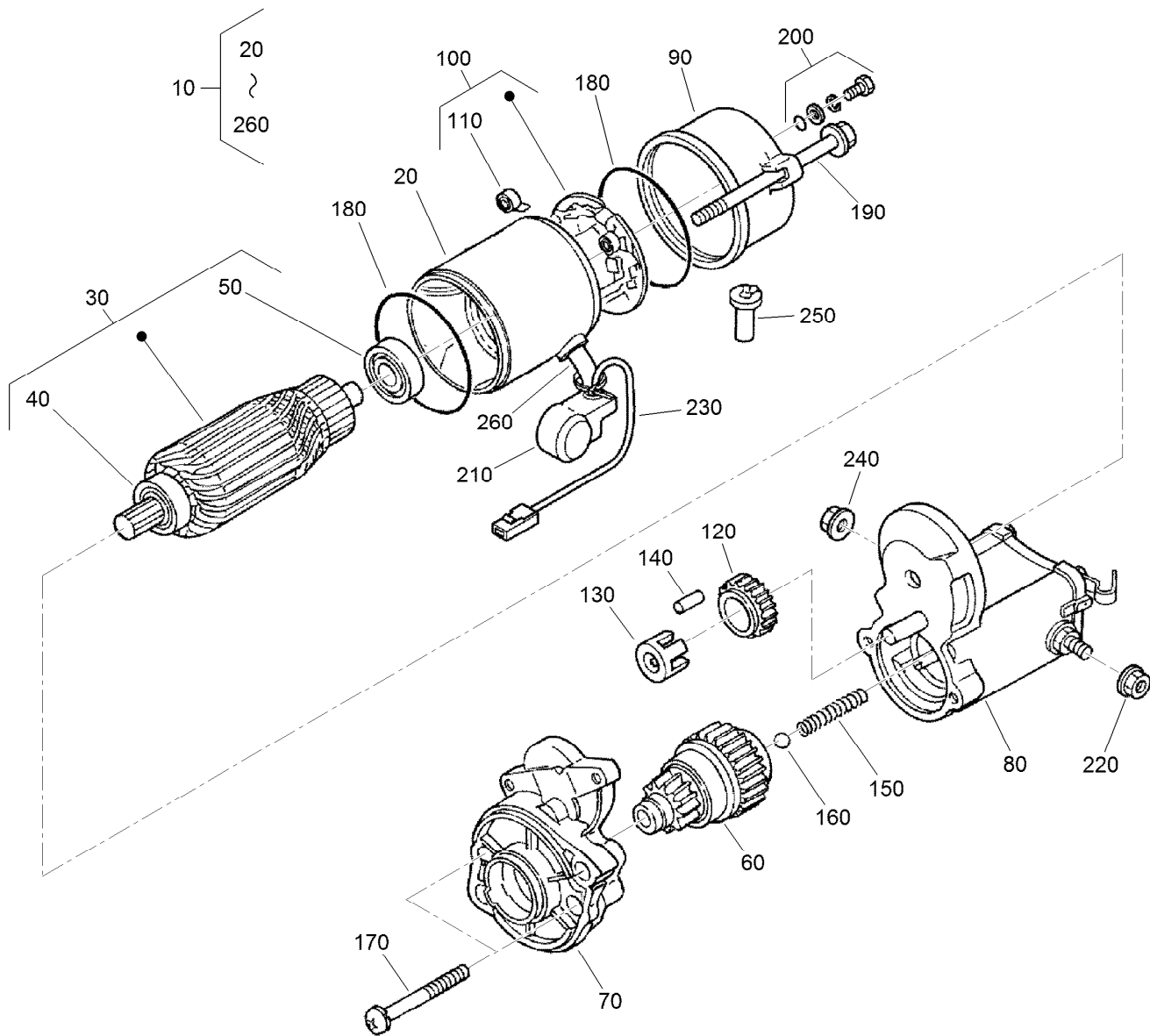
Alternator Components Assembly

Ref.	Part Number	Qty.	Description	Ref.	Part Number	Qty.	Description
10	98-9474	1	Alternator ASM	150	107-0140	1	Cover-End
20	98-9453	1	Pulley-Dynamo	160	98-7721	1	Rectifier ASM
30	98-7708	1	Nut	170	98-7722	1	Bushing-Insulation
40	98-7709	1	Collar	180	107-0141	1	Brush Holder ASM
50	107-0136	1	Rotor ASM	190	98-7724	2	Brush
60	98-7711	1	Cover-Bearing	200	98-7725	2	Spring-Brush
70	107-0138	1	Bearing-Ball	210	98-7726	2	Screw-Head, Round
80	98-7713	1	Washer-Thrust	220	98-7727	6	Screw-Head, Round
90	107-0139	1	Drive End Frame ASM	230	98-7728	1	Screw-Head, Round
100	98-7715	1	Plate-Retainer	240	98-7729	3	Bolt
110	98-7716	4	Screw-Head, Round	250	98-7730	2	Nut
120	98-7717	2	Bolt-Through	260	98-7731	2	Bolt
130	107-0137	1	Bearing-Ball	270	98-7732	1	Nut
140	107-9087	1	Frame-End	280	110-3799	1	Regulator ASM



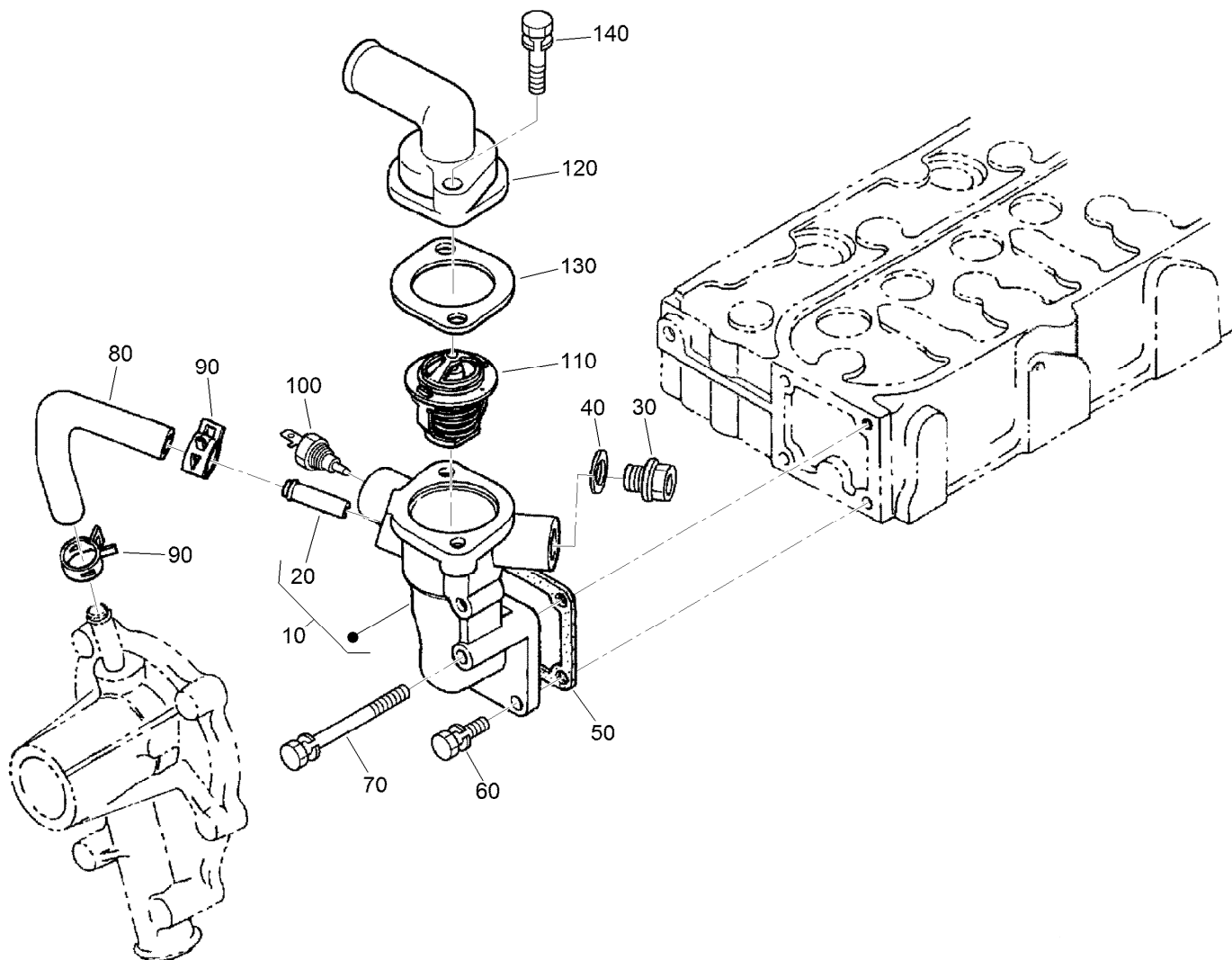
Starter Assembly

<i>Ref.</i>	<i>Part Number</i>	<i>Qty.</i>	<i>Description</i>
10	98-9705	1	Starter ASM
20	98-7697	2	Bolt
30	98-7739	1	Nut
40	105-2893	1	Washer-Spring



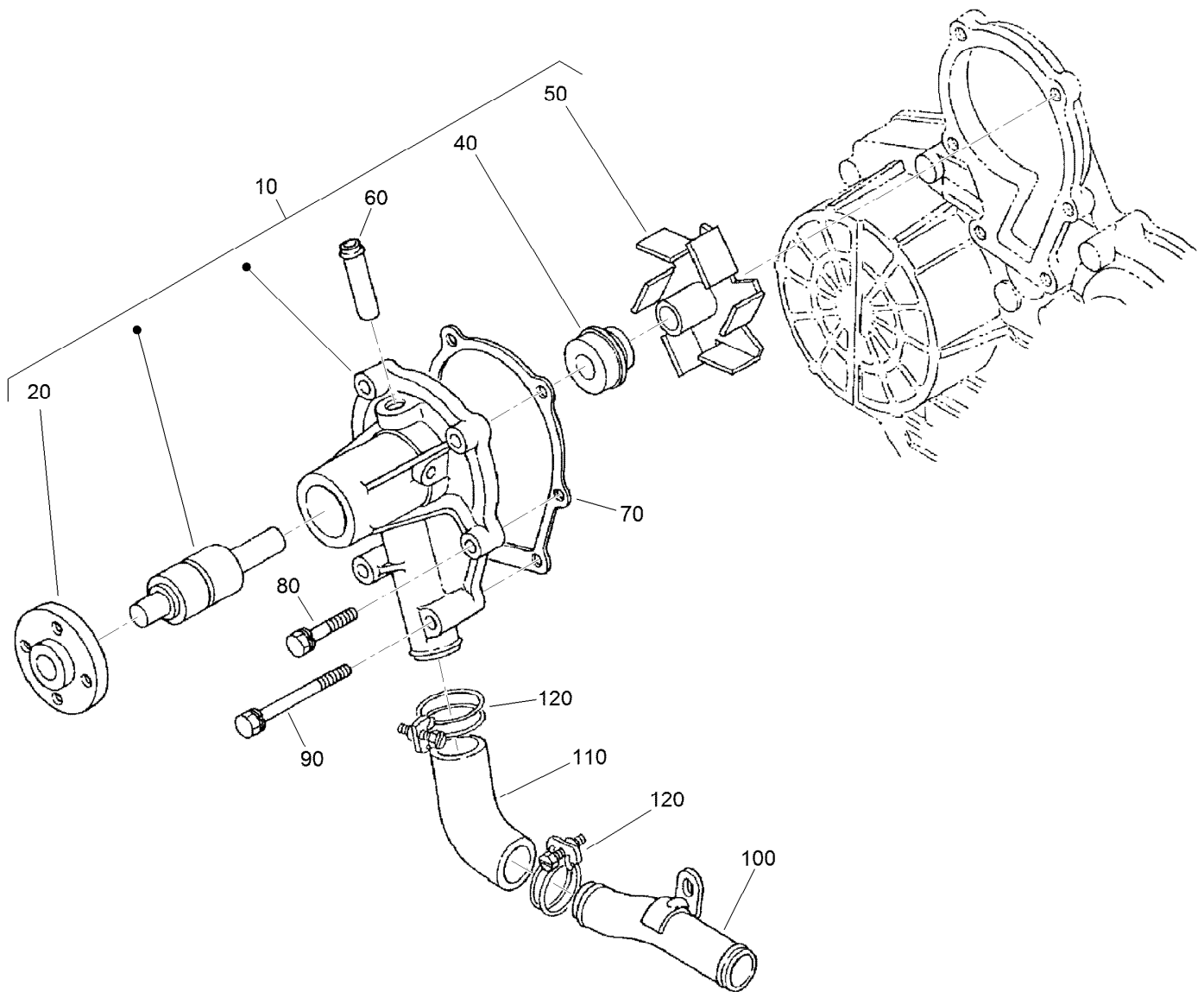
Starter Component Assembly

<i>Ref.</i>	<i>Part Number</i>	<i>Qty.</i>	<i>Description</i>	<i>Ref.</i>	<i>Part Number</i>	<i>Qty.</i>	<i>Description</i>
10	98-9705	1	Starter ASM	140	98-7753	5	Roller
20	104-8608	1	Yoke ASM	150	98-7754	1	Spring
30	98-7742	1	Armature ASM	160	98-7755	1	Ball
40	98-7744	1	Bearing	170	98-7756	2	Bolt
50	98-7743	1	Bearing	180	98-7757	2	O-Ring
60	99-8373	1	Clutch-Running, Over	190	100-9240	2	Bolt
70	99-8374	1	Frame-End, Drive	200	98-7758	2	Bolt ASM
80	105-3746	1	Magnetic Switch ASM	210	99-8375	1	Cover
90	98-7748	1	Frame-End	220	99-8371	1	Nut-Hex
100	98-7749	1	Brush Holder ASM	230	98-9711	1	Cord-Solenoid, Stop
110	98-7750	4	Spring-Brush	240	99-8376	1	Nut-Hex
120	98-7751	1	Gear	250	98-7759	1	Pipe-Drain
130	98-7752	1	Retainer	260	98-9712	1	Band-Cover



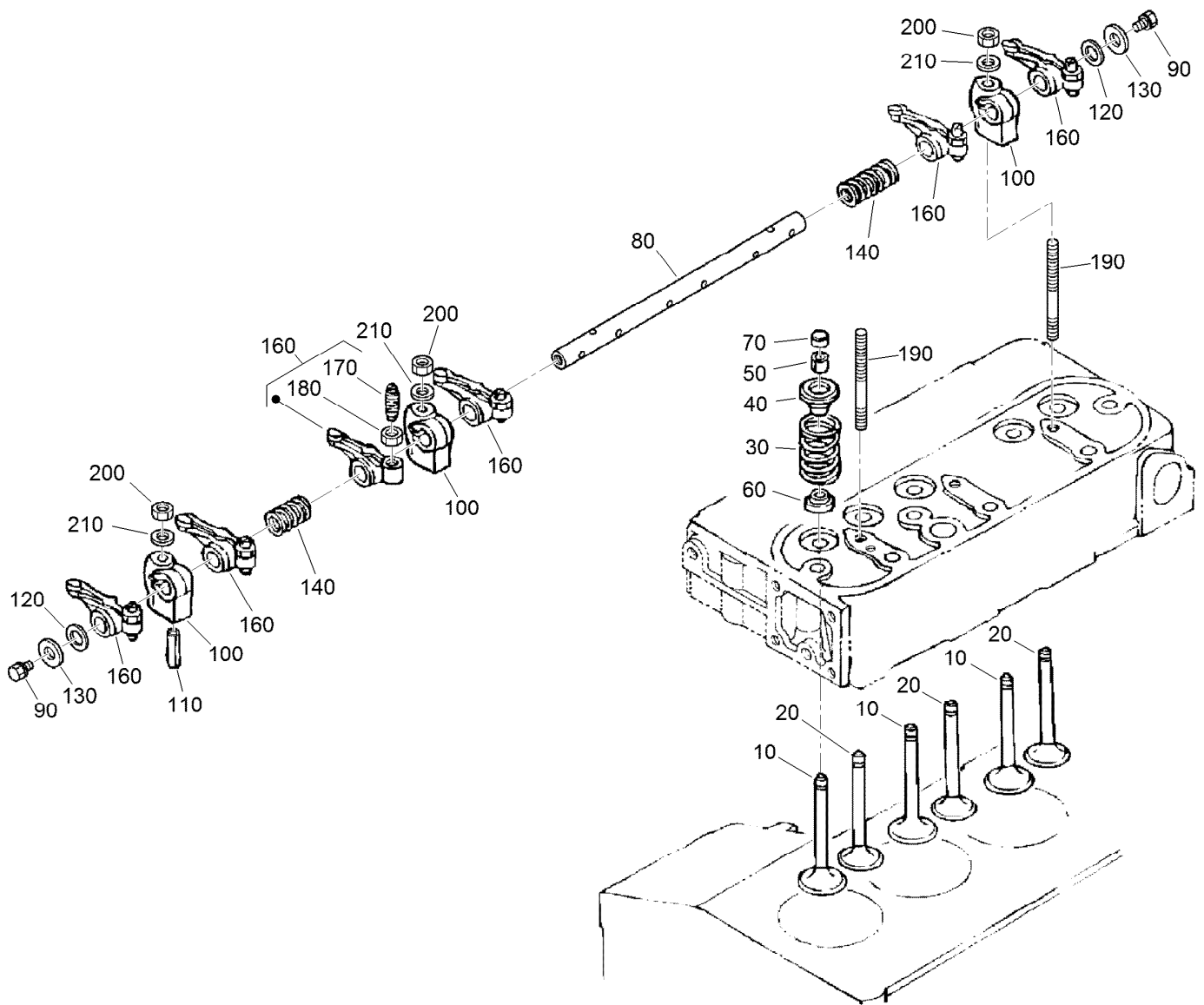
Water Flange and Thermostat Assembly

Ref.	Part Number	Qty.	Description
10	98-9713	1	Water Flange ASM
20	98-9580	1	Pipe-Return, Water
30	105-3747	1	Plug
40	99-3583	1	Gasket
50	98-9638	1	Gasket-Flange, Water
60	98-7692	3	Bolt
70	98-9356	1	Bolt
80	98-9578	1	Pipe-Return, Water
90	98-9579	2	Band-Pipe
100	98-9719	1	Thermoswitch
110	98-7778	1	Thermostat ASM
120	104-4804	1	Outlet-Water
130	105-3748	1	Gasket-Thermostat
140	98-7777	2	Bolt



Water Pump Assembly

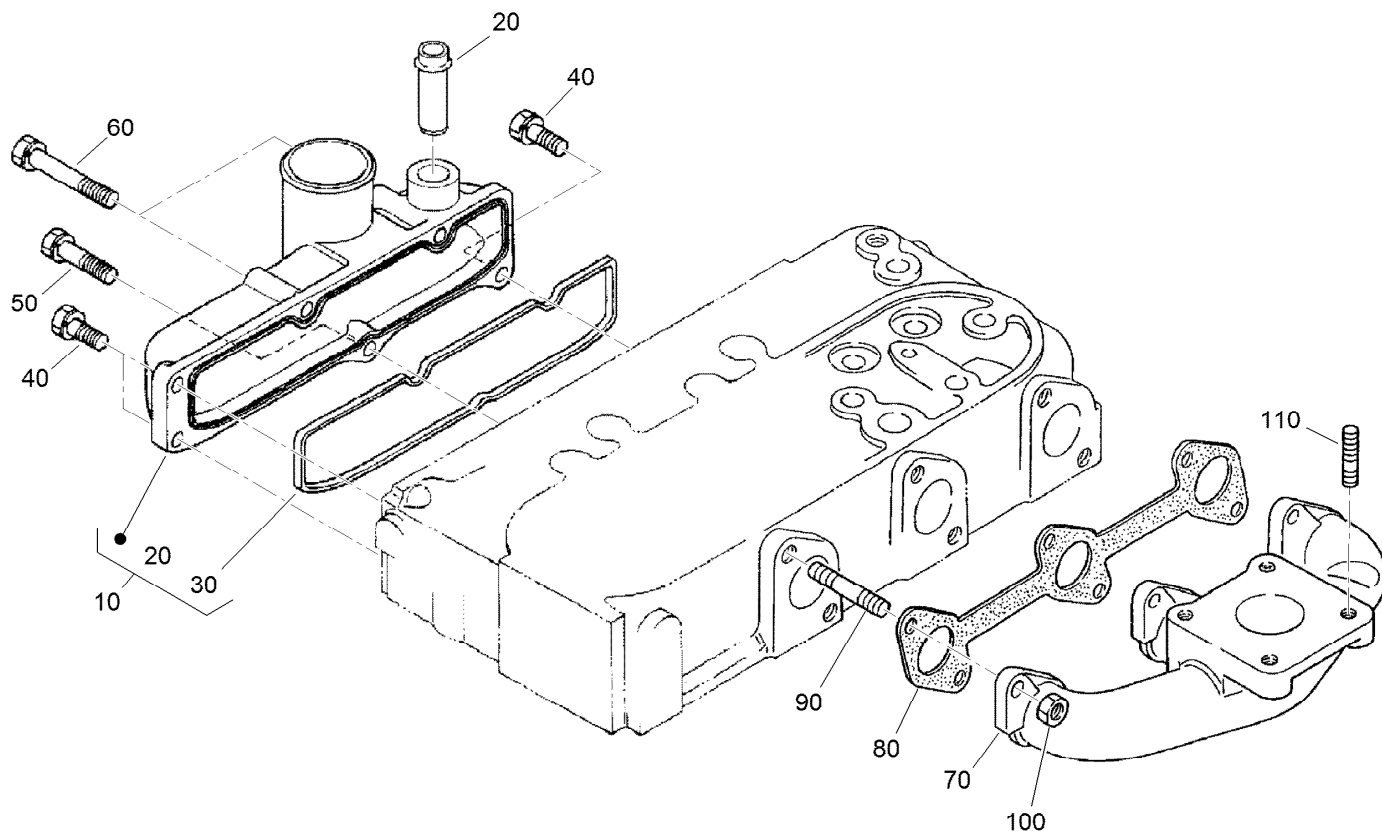
<i>Ref.</i>	<i>Part Number</i>	<i>Qty.</i>	<i>Description</i>
10	107-9089	1	Water Pump ASM
20	99-3516	1	Flange-Pump, Water
40	105-3750	1	Mechanical Seal ASM
50	112-7017	1	Impeller-Pump, Water
60	100-1932	1	Pipe-Return, Water
70	99-3454	1	Gasket-Pump, Water
80	98-9353	4	Bolt
90	98-9357	2	Bolt
100	98-9716	1	Pipe-Water
110	107-9091	1	Pipe-Water
120	98-9717	2	Clamp



Valve and Rocker Arm Assembly

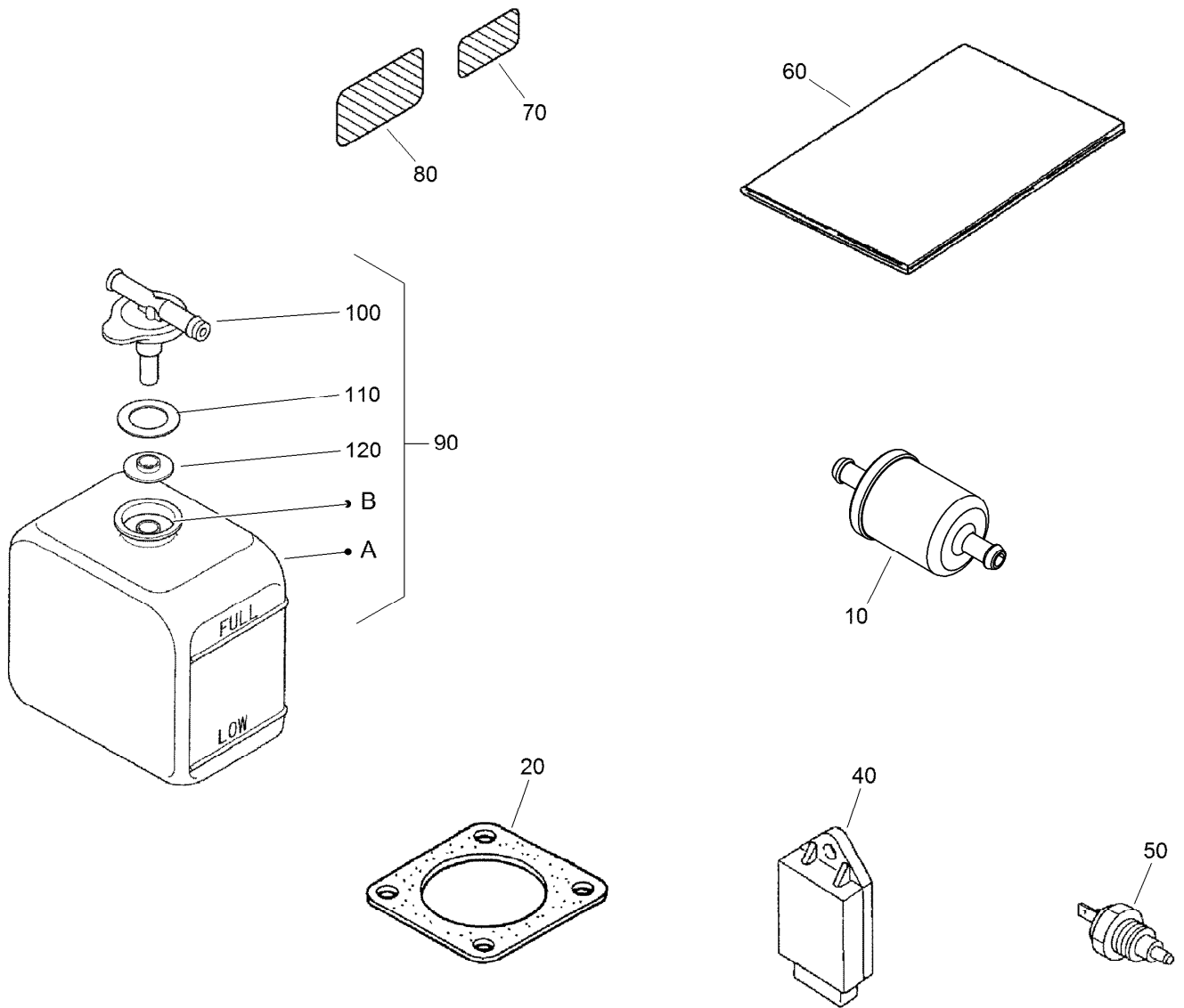
Ref.	Part Number	Qty.	Description
10	120-2563	3	Valve-Inlet
20	120-2564	3	Valve-Exhaust
30	98-9648	6	Spring-Valve
40	107-9092	6	Retainer-Spring
50	117-7572	6	Collet-Spring, Valve
60	99-8385	6	Seal-Stem, Valve
70	98-9497	6	Cap-Valve
80	105-3790	1	R-Arm Shaft ASM
90	100-9265	2	Bolt
100	98-9505	3	Bracket-Arm, Rocker

Ref.	Part Number	Qty.	Description
110	105-3758	1	Pin-Spring
120	98-9507	2	Washer-Shaft, Rocker Arm
130	110-3832	2	Washer-Plain
140	98-9504	2	Spring-Arm, Rocker
160	112-7020	6	Rocker Arm ASM
170	98-9502	6	Screw-Adjusting
180	98-9503	6	Nut
190	98-9506	3	Stud
200	98-9393	3	Nut
210	98-9385	3	Washer-Flat



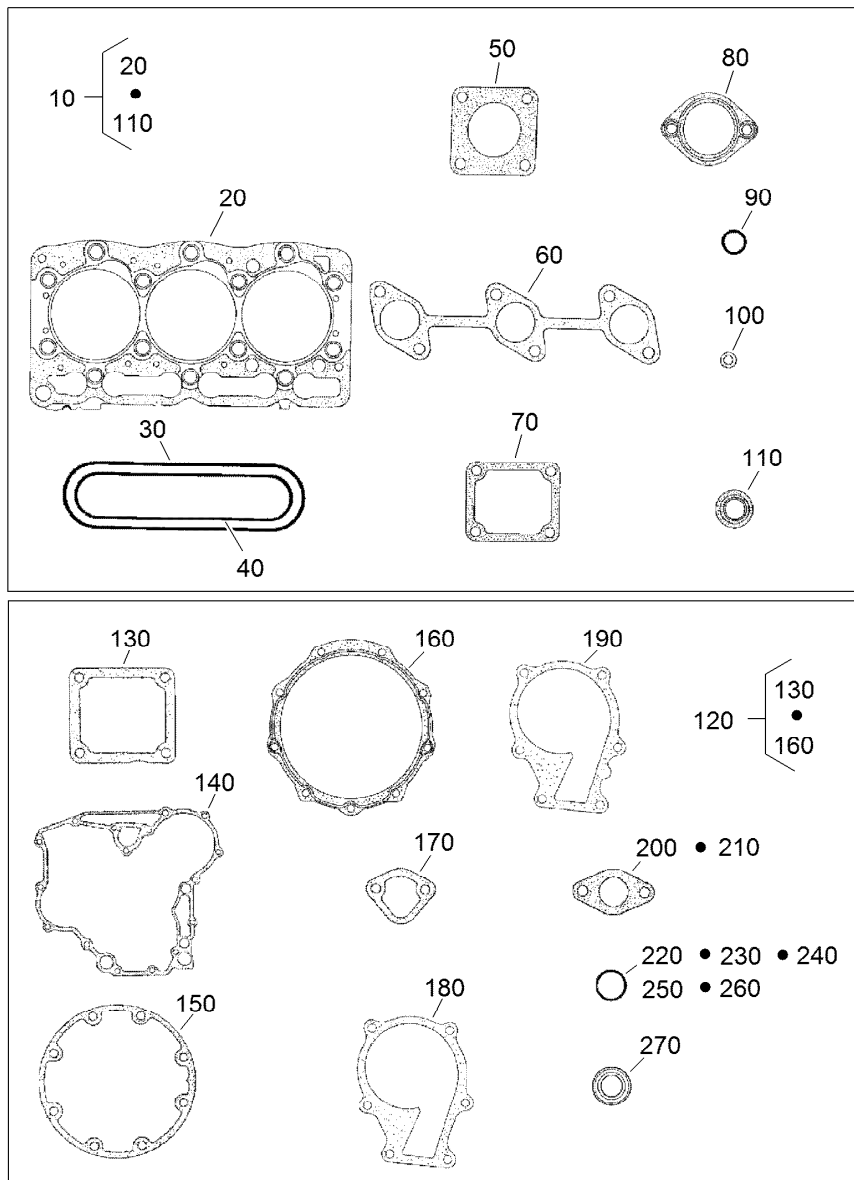
Inlet and Exhaust Manifold Assembly

<i>Ref.</i>	<i>Part Number</i>	<i>Qty.</i>	<i>Description</i>
10	107-7843	1	Manifold Inlet ASM
20	98-9492	1	Joint-Pipe, Breather
30	98-9609	1	Gasket-Manifold, Inlet
40	98-7605	3	Bolt
50	98-9353	1	Bolt
60	105-3797	2	Bolt
70	107-9093	1	Manifold-Exhaust
80	99-8327	1	Gasket-Manifold, Exhaust
90	98-9588	6	Stud
100	98-9665	6	Nut
110	98-7769	4	Stud



Miscellaneous Engine Parts

<i>Ref.</i>	<i>Part Number</i>	<i>Qty.</i>	<i>Description</i>
10	98-7612	1	Filter-Fuel
20	99-8343	1	Gasket-Muffler
40	98-7611	1	Controller-Glow
50	106-7772	1	Thermoswitch
60	117-8836	1	Manual-Operator, Kubota
70	110-0806	1	Decal-Caution
80	110-3843	1	Label-Instruction
90	104-9318	1	Bottle-Overflow
100	115-4132	1	Cap
110	105-3755	1	Gasket
120	105-3756	1	Plate



Upper and Lower Gasket Kits

Ref.	Part Number	Qty.	Description	Ref.	Part Number	Qty.	Description
10	107-7848	1	Upper Gasket Kit	150	98-9634	1	Gasket-Case, Bearing
20	108-6573	1	Gasket-Head, Cylinder	160	112-7037	1	Gasket-Cover, Case
30	98-9615	1	Gasket-Cover, Head	170	98-9636	1	Gasket-Pump, Fuel
40	98-9609	1	Gasket-Manifold, Inlet	180	98-9632	1	Gasket-Pump, Water
50	99-8343	1	Gasket-Muffler	190	99-3454	1	Gasket-Pump, Water
60	99-8327	1	Gasket-Manifold, Exhaust	200	98-9682	1	Gasket
70	98-9638	1	Gasket-Flange, Water	210	98-9683	1	Gasket-Cover, Solenoid
80	105-3748	1	Gasket-Thermostat	220	105-3781	2	O-Ring
90	99-3446	2	O-Ring	230	105-3777	2	O-Ring
100	98-9454	3	Gasket	240	105-3783	1	O-Ring
110	99-8385	6	Seal-Stem, Valve	250	105-3776	1	O-Ring
120	107-9095	1	Lower Gasket Kit	260	105-3788	1	O-Ring
130	98-9637	1	Gasket	270	98-7601	1	Seal-Oil
140	98-9633	1	Gasket-Case, Gear				

Attachments and Accessories

For 30849 Groundsmaster 3505-D Rotary Mower

Product Name	Model/Part
Blade-High Lift	104-5183
Blade-Angle Sail	105-9810-03
Blade-Atomic	107-0235-03
27in Blade Service Pack (qty 6)	108-1462
Blade-Combo.....	108-9026-03
Sectional Roller Assembly	117-5121
400-hour Filter Maintenance MVP Kit	30090
Premium Seat Kit.....	30629
27in Rotary Cutting Unit.....	30834
Leaf Mulching Kit	30836
Work Light Kit	30841

Notes:



Count on it.