



**Count on it.**

**Parts Catalog**

**Outcross® 9060 Series  
Traction Unit**

Model No. 07511AA—Serial No. 404700001 and Up



# Ordering Replacement Parts

To order replacement parts, please supply the part number, the quantity, and the description of each part desired.

## Understanding Reference Numbers

Each identified part in an illustration has a reference number. The reference number for a part also appears in the parts list, along with other information about the part.

This catalog uses two special reference number formats, one to indicate parts in a service assembly and another to indicate the quantity of a given part in an illustration.

## Service Assembly Reference Numbers

Parts in service assemblies have reference numbers in the form a:b. The a represents the reference number of the entire service assembly and the b represents a sequential number unique to each part within the service assembly.

For example, a wheel assembly might be identified by reference number 6, the tire by 6:1, the valve by 6:2, and the wheel by 6:3. When you order the assembly identified by reference number 6, you receive all parts identified by reference numbers 6:1, 6:2, and 6:3. However, you may also order any part individually. Reference numbers of this type appear in illustration and in parts lists.

## Reference Numbers Indicating Quantity

In an illustration, if a reference number indicates more than one part, the reference number has the form nX y. The n represents the quantity of the part, the X is the multiplication symbol, and the y represents the reference number.

For example, in an illustration, the reference number 2X 37 means that two of the parts identified by reference number 37 are indicated.

# Contents

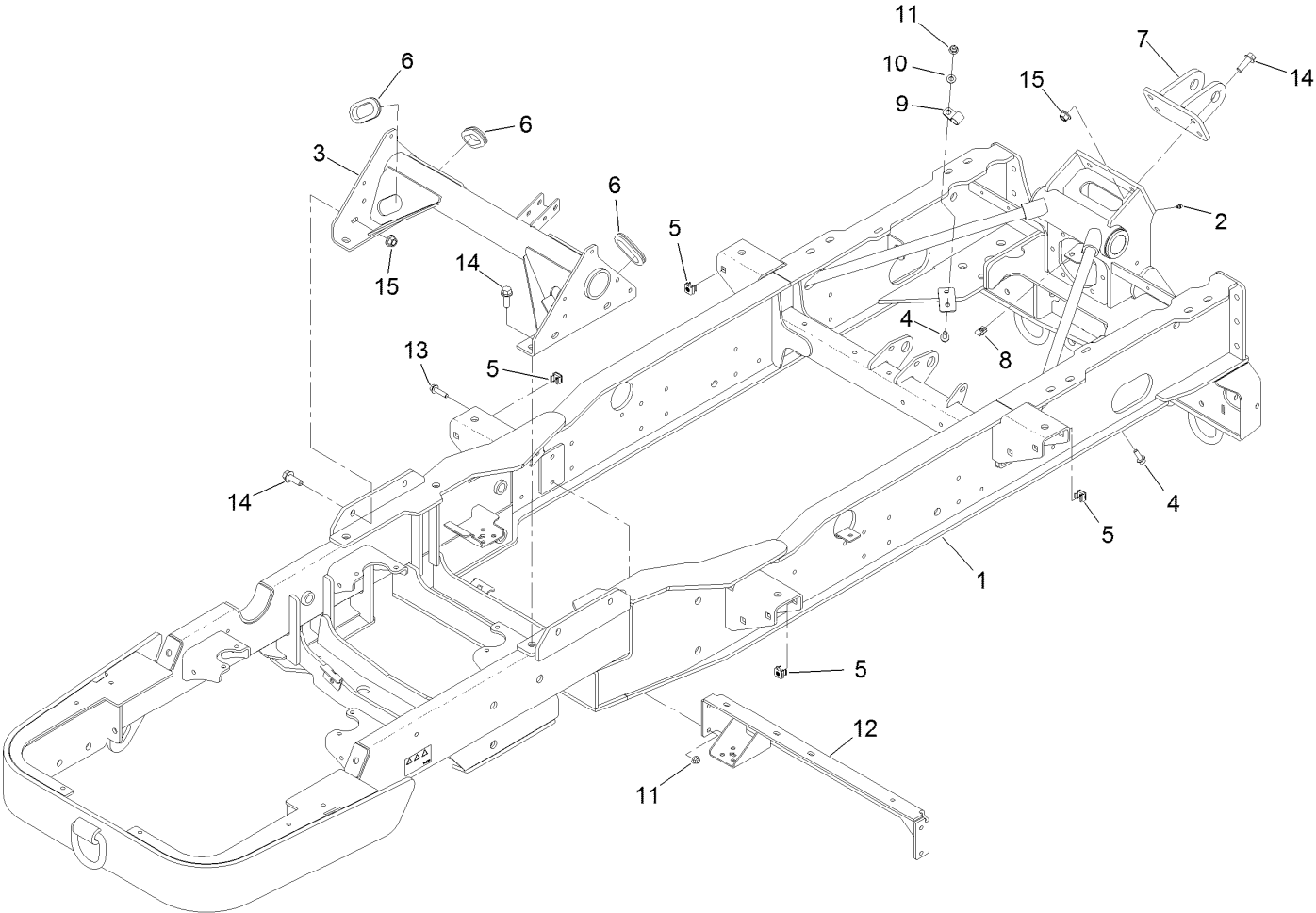
Rear Frame Assembly . . . . .	6
Rear Frame Decal and Bushing Assembly . . . . .	8
Front Axle Assembly . . . . .	10
Front Axle Axle Housing Assembly . . . . .	12
Front Axle Swivel Housings and Trunnions Assembly . . . . .	14
Front Axle Bevel Gear Set Assembly . . . . .	16
Front Axle Double U-Joint Assembly . . . . .	18
Front Axle Wheel Hub Assembly . . . . .	20
Front Axle Planetary Carrier Assembly . . . . .	22
Motor Assembly No. 131-5635 . . . . .	24
Hydraulic Cylinder Assembly No. 133-4863 . . . . .	26
Tie Rod Assembly No. 133-4760 . . . . .	28
Rear Axle Assembly . . . . .	30
Rear Axle Axle Housing Assembly . . . . .	32
Rear Axle Swivel Housings and Trunnions Assembly . . . . .	34
Rear Axle Bevel Gear Set Assembly . . . . .	36
Rear Axle Double U-Joint Assembly . . . . .	38
Rear Axle Wheel Hub Assembly . . . . .	40
Rear Axle Planetary Carrier Assembly . . . . .	42
Parking Brake Assembly No. 133-4850 . . . . .	44
Hydraulic Cylinder Assembly No. 133-4864 . . . . .	46
Standard Box Assembly . . . . .	48
Panel Assembly . . . . .	50
Steering Assembly . . . . .	52
Steering Valve Assembly No. 131-5626 . . . . .	54
Paddle Shift Assembly . . . . .	56
Pedal Assembly . . . . .	58
Dash and Console Control Assembly . . . . .	60
Dash Component Assembly . . . . .	62
Engine Assembly . . . . .	64
Exhaust and Bracket Assembly . . . . .	66
Screen and Support Assembly . . . . .	68
Radiator Assembly . . . . .	70
Engine Cooling and Hose Assembly . . . . .	72
Transmission, Gearbox and Gear Pump Assembly . . . . .	74
Hydraulic Tandem Pump Assembly No. 131-5625 . . . . .	76
Hydraulic Gear Pump Assembly No. 131-5632 . . . . .	78
Gearbox Assembly No. 138-4083 . . . . .	80
Transmission, Gearbox and Gear Pump Fitting Assembly . . . . .	82
Driveshaft and Gearbox Assembly . . . . .	84
Gearbox Assembly No. 133-4790 . . . . .	86
Drawbar Hitch and Upper Link Assembly . . . . .	88
Rear Lift Assembly . . . . .	90
Hydraulic Cylinder Assembly No. 133-7622 . . . . .	92
Lower Link Assembly . . . . .	94
Operator Platform Assembly . . . . .	96
Seat Mount Assembly . . . . .	98
Seat Suspension Assembly No. 130-2702 . . . . .	100
Vinyl Premium Seat Assembly No. 117-5676 . . . . .	102
Floor Grips and Hydraulic Tube Assembly . . . . .	104
Manifold, Filter and Auxiliary Valve Assembly . . . . .	106
Hydraulic Valve Assembly No. 131-5637 . . . . .	108
Manifold Assembly No. 131-5639 . . . . .	110
Hydraulic Tank Assembly . . . . .	112

# Contents (continued)

Hydraulic Tank and Auxiliary Valve Fitting Assembly . . . . .	114
Hydraulic Hose and Tube Assembly . . . . .	116
Hydraulic Hose Assembly 1 . . . . .	118
Hydraulic Hose Assembly 2 . . . . .	120
Hydraulic Hose Assembly 3 . . . . .	122
Fuel Pump and Filter Assembly . . . . .	124
Fuel Tank and Line Assembly . . . . .	126
Hood Assembly . . . . .	128
Hood Assembly No. 138-4138 . . . . .	130
Air Intake Assembly . . . . .	132
Air Cleaner Assembly No. 99-5410 . . . . .	134
Screen Assembly . . . . .	136
Battery Assembly . . . . .	138
Engine Wire Harness Assembly . . . . .	140
Platform Wire Harness Assembly . . . . .	142
Frame Wire Harness Assembly . . . . .	144
Headlight Wire Harness Assembly . . . . .	146
Cylinder Block Assembly . . . . .	148
Gear Housing Assembly . . . . .	150
Flywheel Housing and Oil Sump Assembly . . . . .	152
Cylinder Head and Cover Assembly . . . . .	154
Suction Manifold Assembly . . . . .	156
Exhaust Manifold Assembly . . . . .	158
Diesel Particulate Filter Assembly . . . . .	160
Camshaft and Driving Gear Assembly . . . . .	162
Turbine Assembly . . . . .	164
Crankshaft and Piston Assembly . . . . .	166
Lubrication and Oil System Assembly . . . . .	168
Lubrication Oil Pipe Assembly . . . . .	170
Cooling Water System Assembly . . . . .	172
Fuel Supply Pump Assembly . . . . .	174
Fuel Injection Valve Assembly . . . . .	176
Fuel Pipe Assembly . . . . .	178
Starter Motor Assembly . . . . .	180
Generator Assembly . . . . .	182
Electronic Control Unit Assembly . . . . .	184
Electric Parts Assembly . . . . .	186
Miscellaneous Engine Parts . . . . .	188
Gasket Set . . . . .	190
Attachments and Accessories . . . . .	192



# Rear Frame Assembly

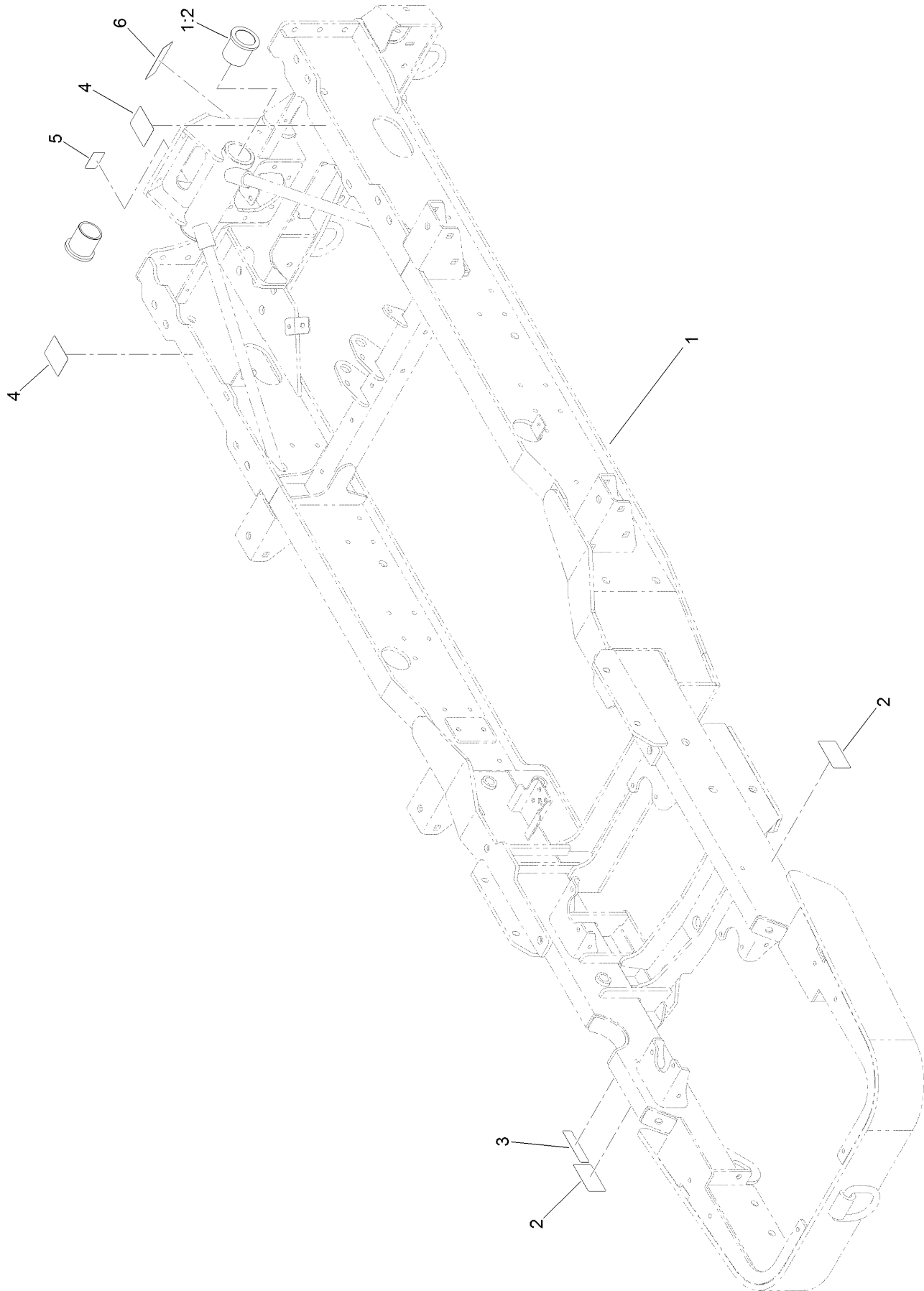


## Rear Frame Assembly (continued)

<i>Ref.</i>	<i>Part Number</i>	<i>Qty.</i>	<i>Description</i>	<i>Ref.</i>	<i>Part Number</i>	<i>Qty.</i>	<i>Description</i>
1		1	Frame ASM ●	9	2412-81	2	Clamp-R
2	302-5	1	Fitting-Grease	10	3256-24	2	Washer-Flat
3	136-5050-03	1	Support-Frame	11	104-8301	6	Nut-HF, NI
4	3234-42	2	Screw-HHF	12	136-9960-01	1	Crossmember
5	138-4106	8	Nut-Clip, Sq	13	114-4681	4	Screw-HHF
6	126-0015	3	Grommet	14	100-6116	12	Screw-HHF
7	131-5487-03	1	Attach-Link	15	99-5107	8	Nut-Lock
8	94-2413	1	Nut-U				

● Not serviced separately

# Rear Frame Decal and Bushing Assembly



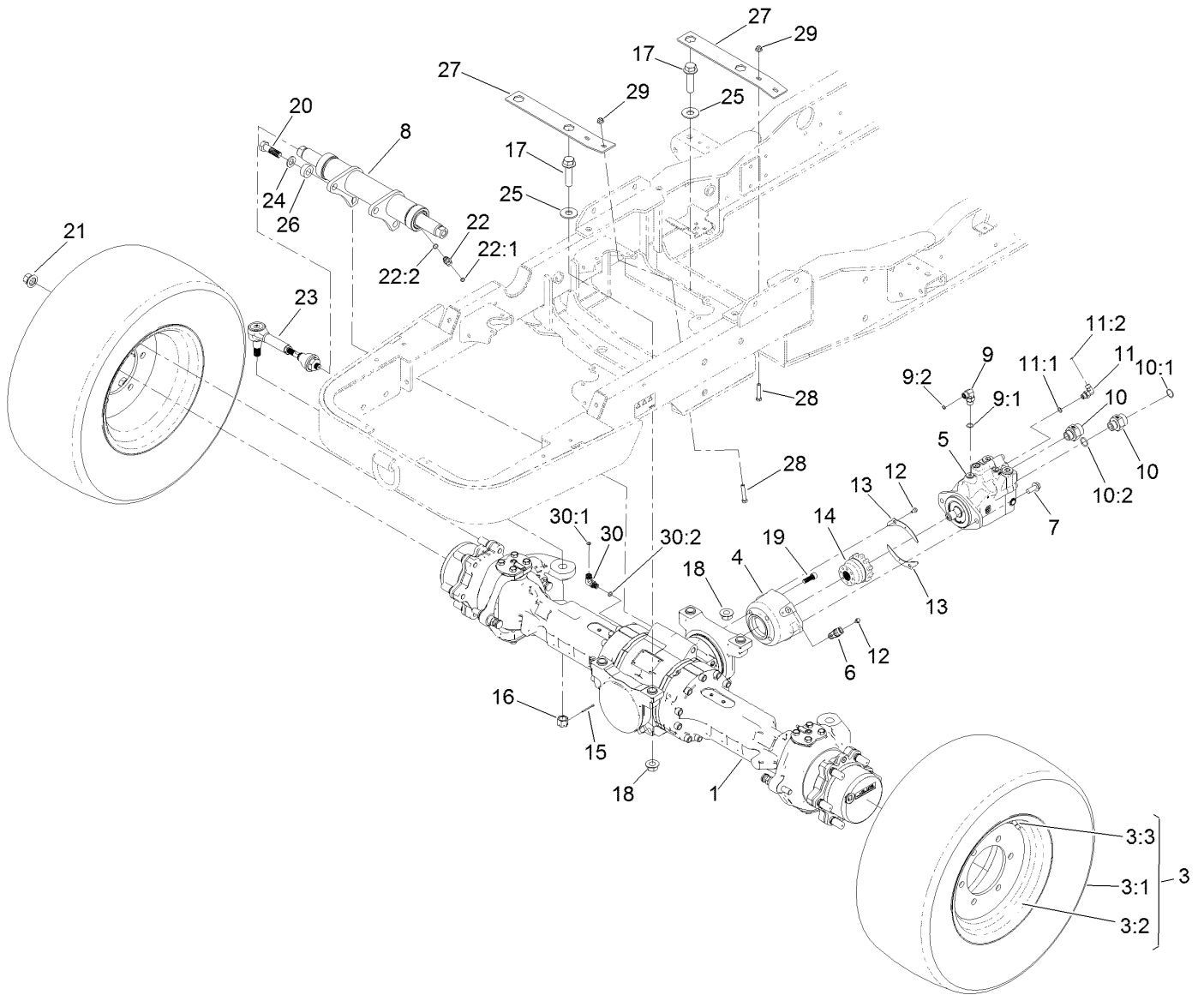


# Rear Frame Decal and Bushing Assembly (continued)

<i>Ref.</i>	<i>Part Number</i>	<i>Qty.</i>	<i>Description</i>	<i>Ref.</i>	<i>Part Number</i>	<i>Qty.</i>	<i>Description</i>
1		1	Frame ASM ●	4	138-3799	2	Decal-Warning
1:2	125-4386	2	Bushing-Castor	5	138-4061	1	Decal-Load, Towing
2	106-6754	2	Decal-Danger	6	125-6119	1	Decal-Danger
3	133-8062	1	Decal-Arrestor, Spark				

● Not serviced separately

# Front Axle Assembly

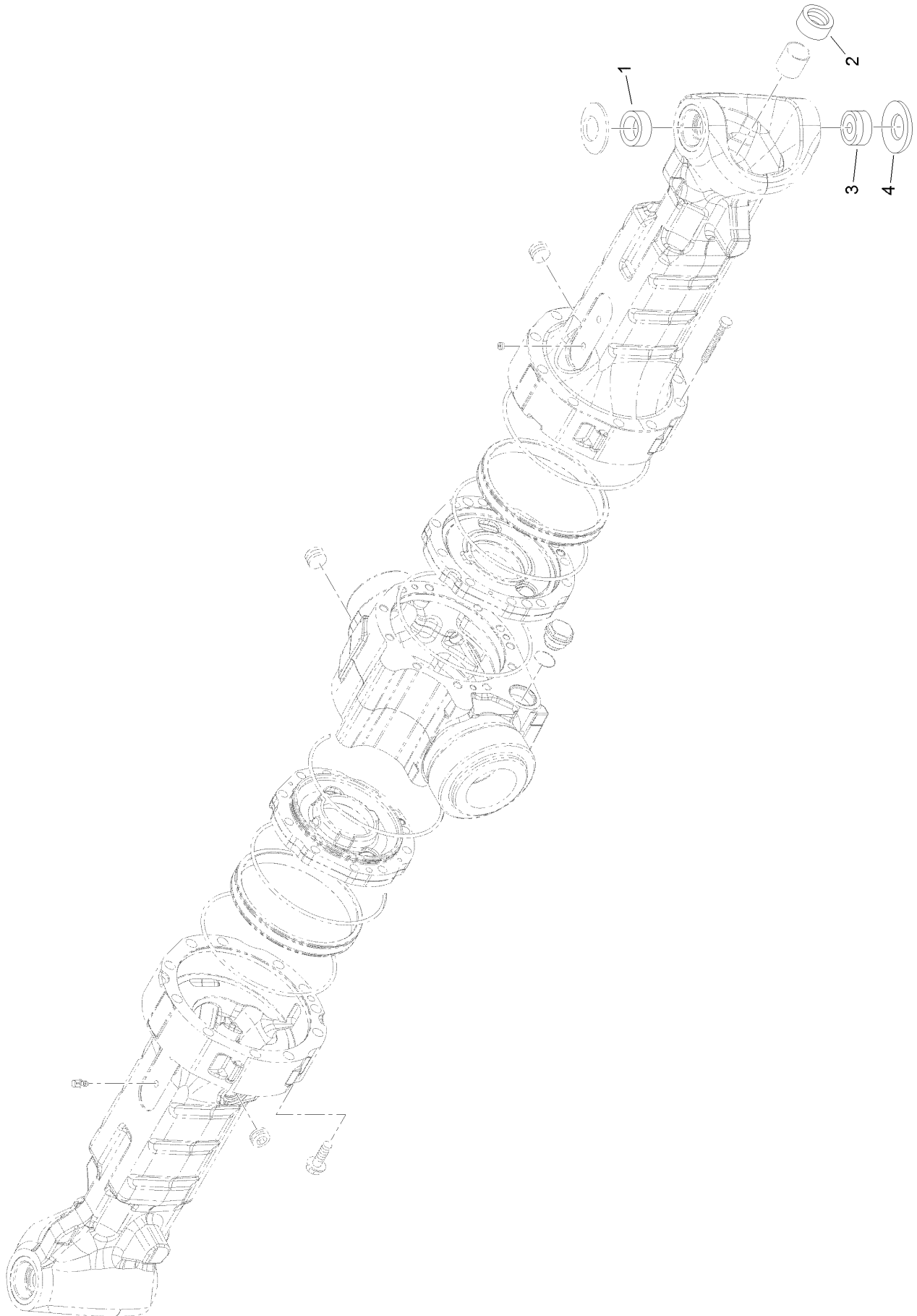


## Front Axle Assembly (continued)

<i>Ref.</i>	<i>Part Number</i>	<i>Qty.</i>	<i>Description</i>	<i>Ref.</i>	<i>Part Number</i>	<i>Qty.</i>	<i>Description</i>
1	133-4861	1	Front Steerable Axle ASM	14	138-4054	1	Axle Coupler ASM
3		2	Tire And Wheel ASM ●	15	3272-13	2	Pin-Cotter
3:1	133-4892	1	Wheel-Turf (15 X 8)	16	133-7763	2	Nut-Slotted
3:2	133-4897	1	Tire-Turf	17	138-4087	4	Screw-HHF
3:3	232-24	1	Stem-Valve	18	138-4082	4	Nut-HF
4	133-7683	1	Mount-Motor, Front	19	136-5255	4	Screw-HSH
5	131-5635	1	Hydraulic Motor ASM	20	136-5259	4	Screw-HH
6	136-5271	1	Sensor-Gear tooth	21	133-7706	12	Nut-Wheel
7	3234-38	2	Screw-HHF	22	340-2	2	Fitting-Straight
8	133-4863	1	Cylinder-HYD, Front	22:1	237-22	1	O-Ring
9	340-18	1	Fitting-HYD, 90 DEG	22:2	237-42	1	O-Ring
9:1	237-79	1	O-Ring	23	133-4760	2	Tie Rod ASM
9:2	237-22	1	O-Ring	24	136-5267	4	Washer-Plain
10	87-7290	2	Fitting-STR	25	3256-8	4	Washer-Flat
10:1	340-65	1	O-Ring	26	136-5276	4	Spacer
10:2	237-81	1	O-Ring	27	136-9747-03	2	Strap-Retainer
11	340-82	1	Fitting-Elbow, 90 DEG	28	67-1900	2	Screw-HH
11:1	237-42	1	O-Ring	29	104-8301	2	Nut-HF, NI
11:2	237-21	1	O-Ring	30	133-7658	1	Fitting-Elbow, 90 DEG
12	33103-012	3	Screw-HHF	30:1	237-22	1	O-Ring
13	133-7686	2	Plate-Cover	30:2	133-7657	1	O-Ring, M14

● Not serviced separately

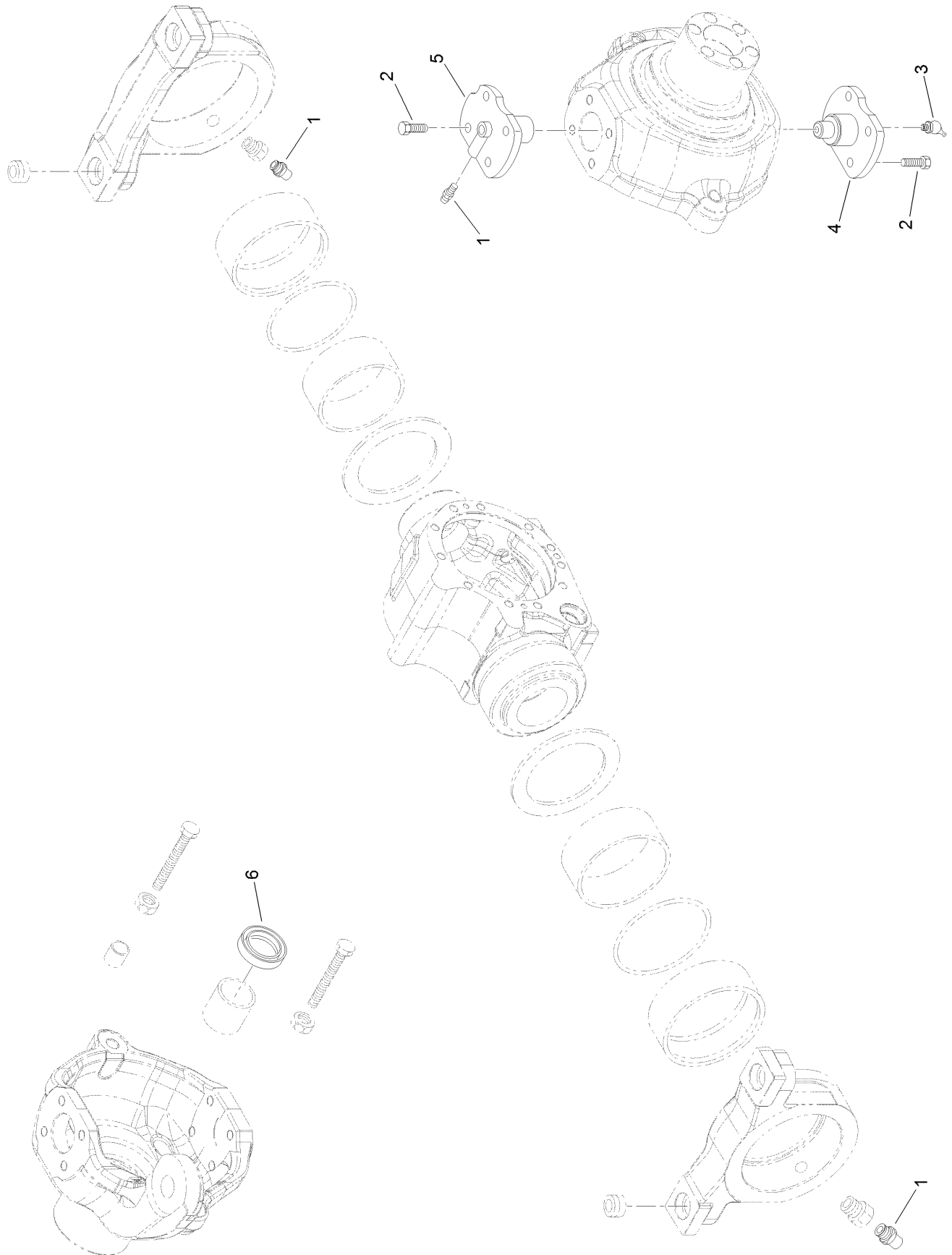
# Front Axle Axle Housing Assembly



# Front Axle Axle Housing Assembly (continued)

<i>Ref.</i>	<i>Part Number</i>	<i>Qty.</i>	<i>Description</i>	<i>Ref.</i>	<i>Part Number</i>	<i>Qty.</i>	<i>Description</i>
1	138-7817	2	Bushing	3	138-7816	2	Joint-Spherical
2	133-5253	2	Ring-Seal, Oil	4	AU122268A1	2	Washer

# Front Axle Swivel Housings and Trunnions Assembly




# Front Axle

## Swivel Housings and Trunnions Assembly (continued)

<i>Ref.</i>	<i>Part Number</i>	<i>Qty.</i>	<i>Description</i>	<i>Ref.</i>	<i>Part Number</i>	<i>Qty.</i>	<i>Description</i>
1	133-5215	4	Greaser-Nipple	4	138-7804	2	Pin-King
2	138-7803	16	Screw	5	AU122265A1	2	Pin-King, Upper
3	133-5235	2	Greaser-Nipple	6	138-7805	2	Seal

# Front Axle Bevel Gear Set Assembly

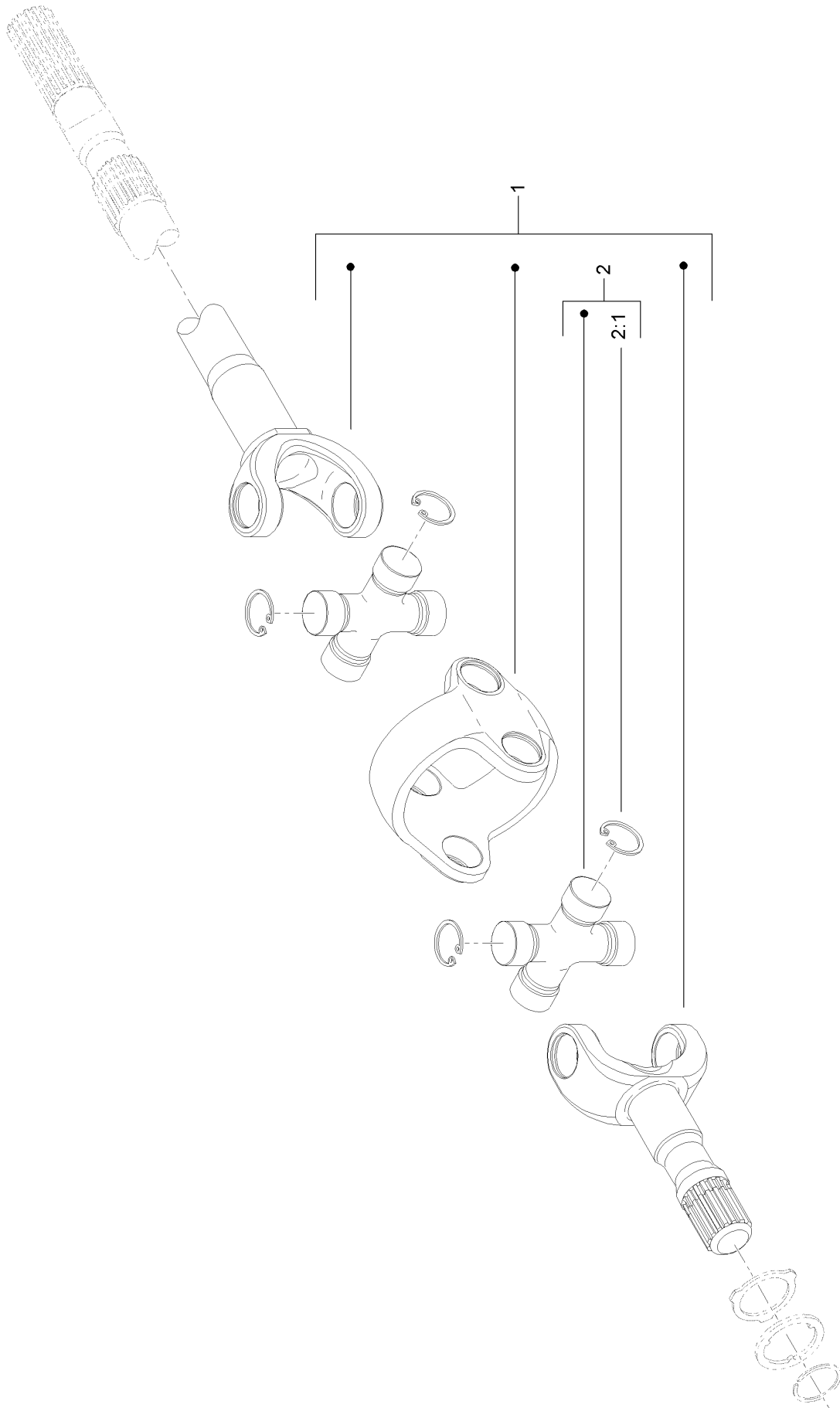




# Front Axle Bevel Gear Set Assembly (continued)

<i>Ref.</i>	<i>Part Number</i>	<i>Qty.</i>	<i>Description</i>
1	138-7806	1	Seal-Ring

# Front Axle Double U-Joint Assembly

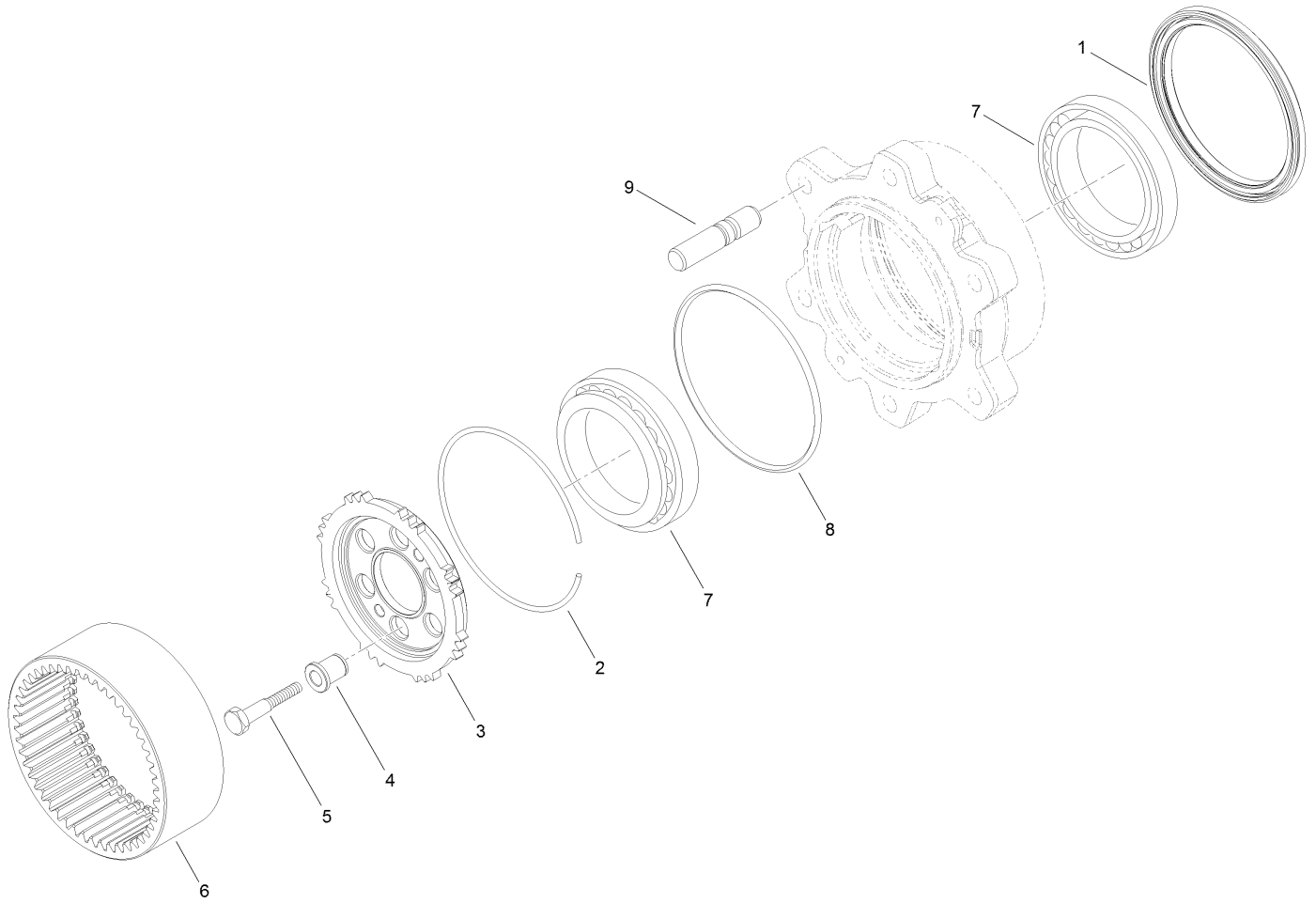


# Front Axle

## Double U-Joint Assembly (continued)

<i>Ref.</i>	<i>Part Number</i>	<i>Qty.</i>	<i>Description</i>
1	138-7807	2	Double Joint Kit
2	AU100546A1	4	Spider-A
2:1	AU100548A1	4	Ring-Snap

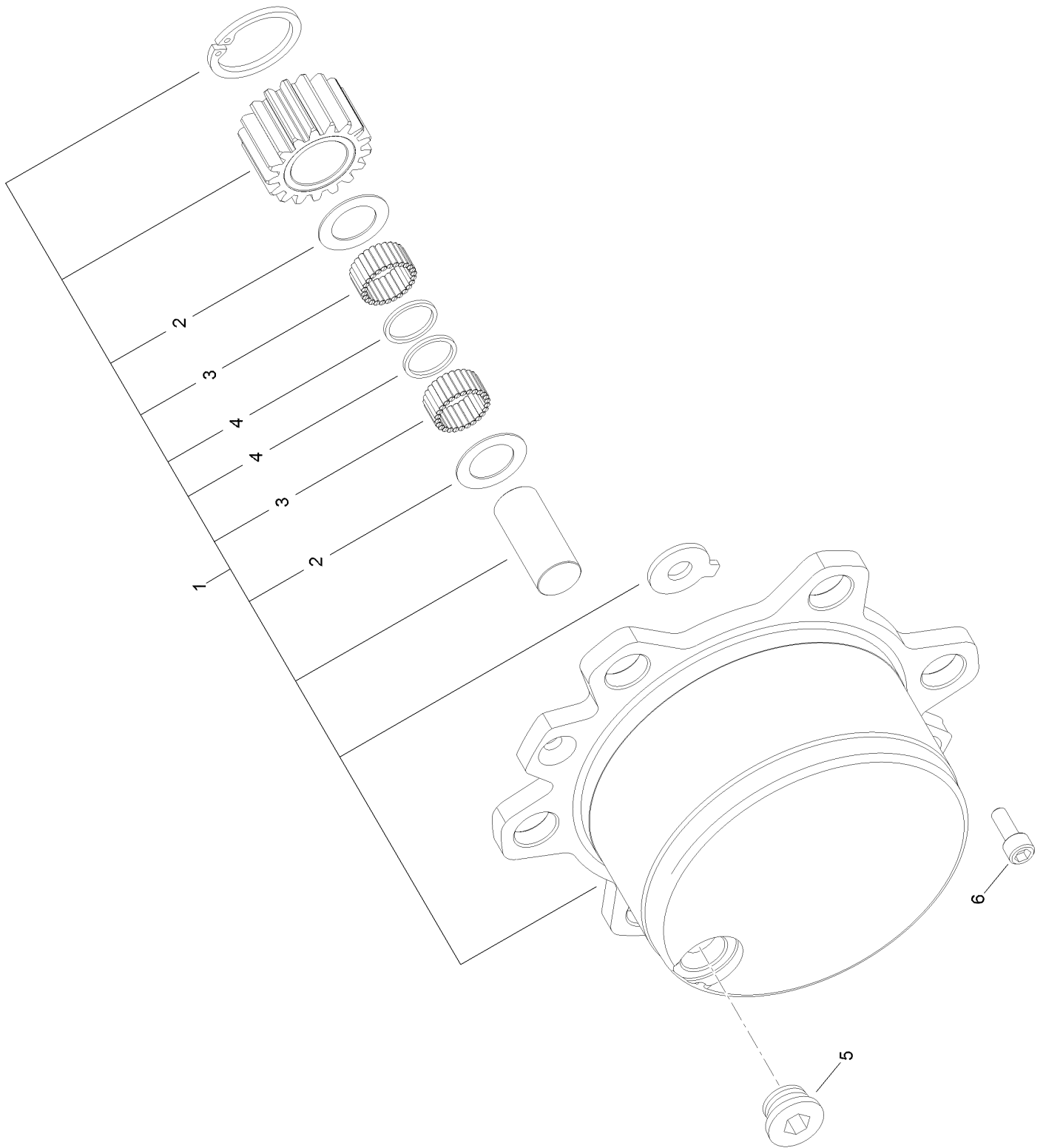
# Front Axle Wheel Hub Assembly



# Front Axle Wheel Hub Assembly (continued)

<i>Ref.</i>	<i>Part Number</i>	<i>Qty.</i>	<i>Description</i>	<i>Ref.</i>	<i>Part Number</i>	<i>Qty.</i>	<i>Description</i>
1	138-7811	2	Seal-Ring	6	AU112495A1	2	Gear
2	AU112496A1	2	Ring	7	138-7814	4	Bearing
3	138-7812	2	Carrier-Hub, Wheel	8	138-7815	2	O-Ring
4	138-7813	12	Bushing-Centering	9	auk260218	6	Stud
5	AU116425A1	12	Bolt				

# Front Axle Planetary Carrier Assembly

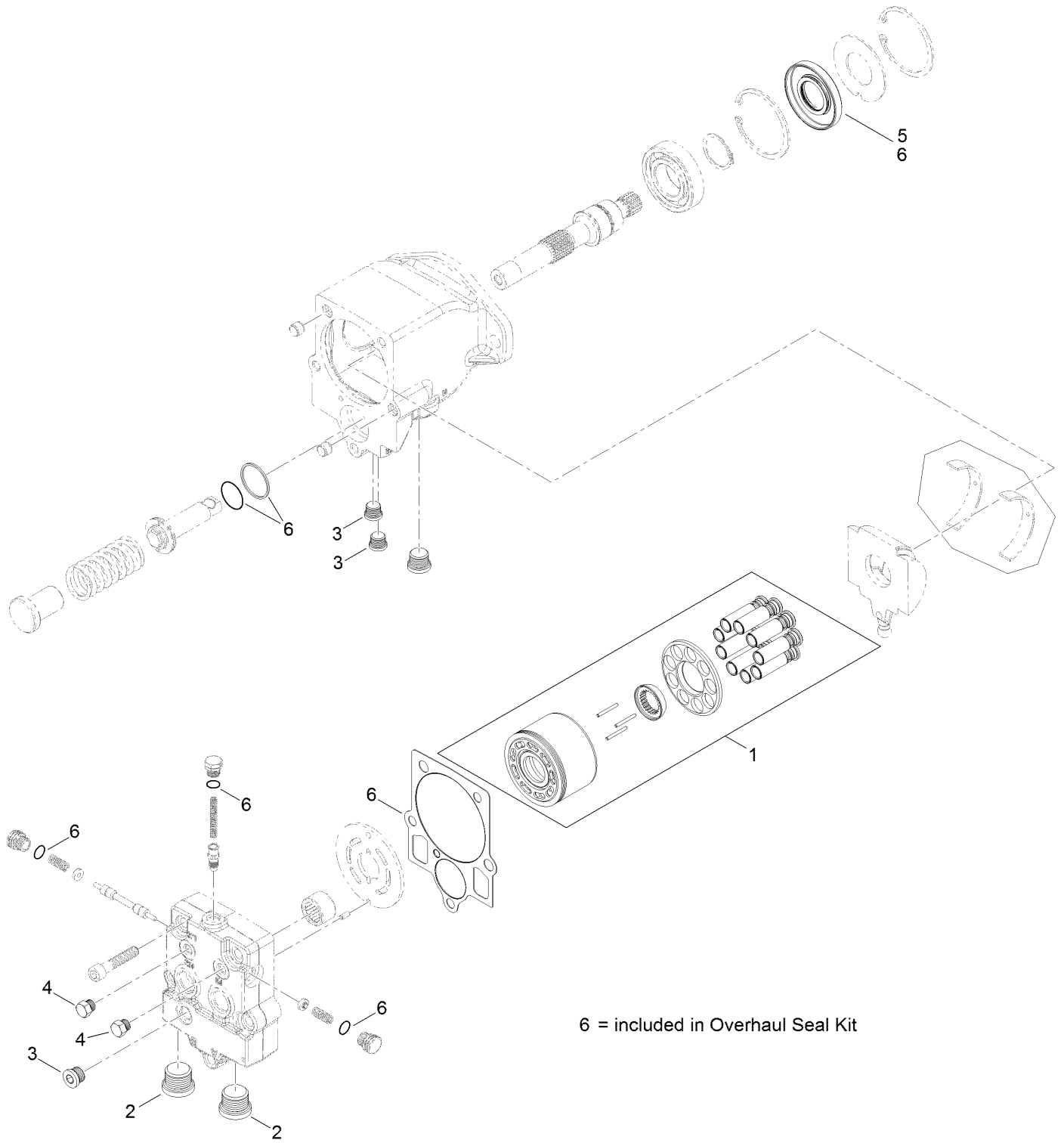


# Front Axle

## Planetary Carrier Assembly (continued)

<i>Ref.</i>	<i>Part Number</i>	<i>Qty.</i>	<i>Description</i>	<i>Ref.</i>	<i>Part Number</i>	<i>Qty.</i>	<i>Description</i>
1	138-7809	2	Planetary Carrier ASM	4	AU141371A1	6	Washer-Thrust
2	AU112501A1	6	Washer	5	133-5295	2	Plug
3	AU141368A1	32	Bearing-Needle	6	138-7810	4	Screw

# Motor Assembly No. 131-5635



6 = included in Overhaul Seal Kit

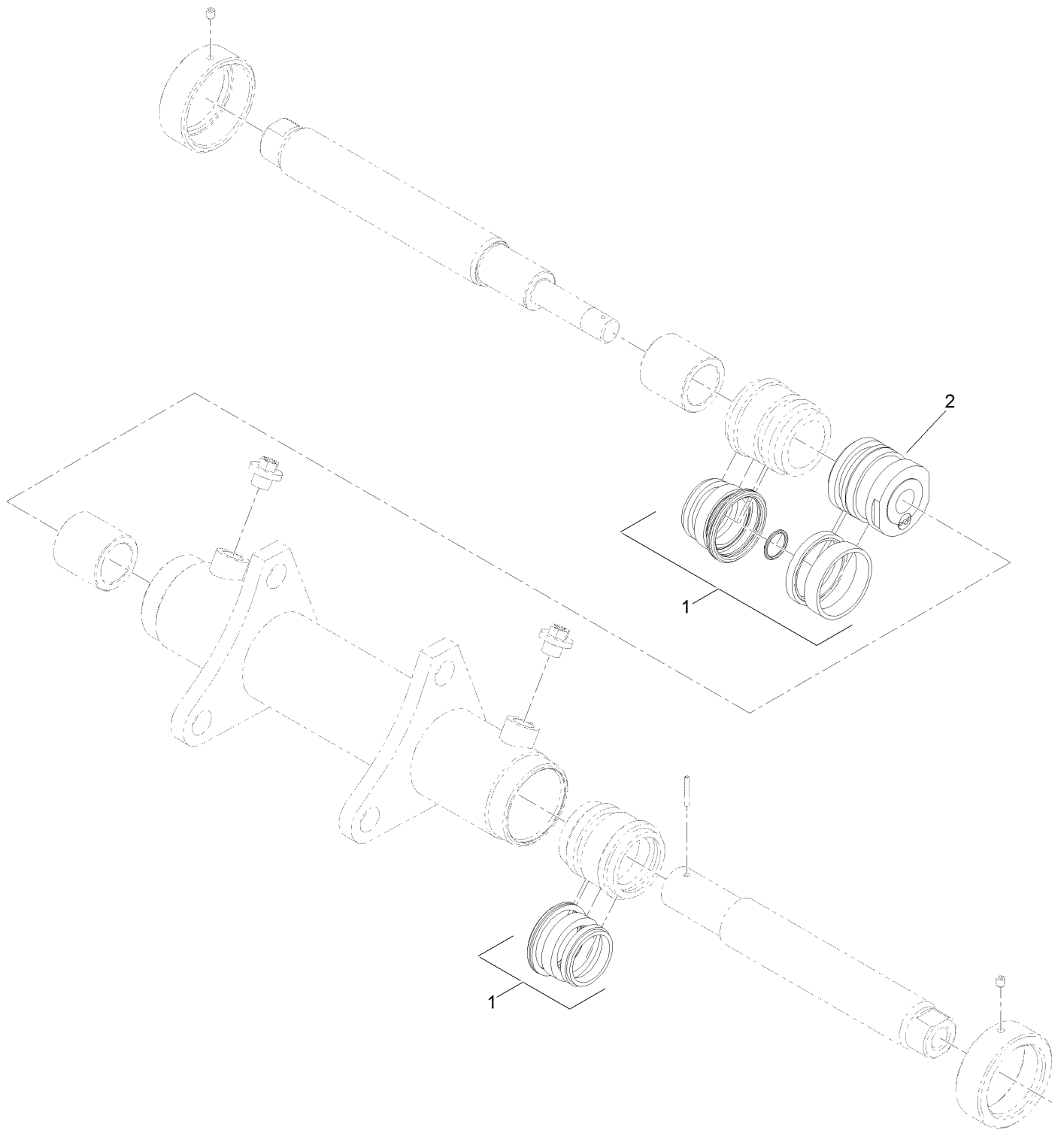


## Motor Assembly No. 131-5635 (continued)

<i>Ref.</i>	<i>Part Number</i>	<i>Qty.</i>	<i>Description</i>
1	125-4639	1	Cylinder Block Kit
2	69-3130	2	Plug
3	75-0070	3	Plug

<i>Ref.</i>	<i>Part Number</i>	<i>Qty.</i>	<i>Description</i>
4	92-1352	2	Plug
5	127-6214	1	Seal-Lip
6	138-7823	1	Overhaul Seal Kit

# Hydraulic Cylinder Assembly No. 133-4863

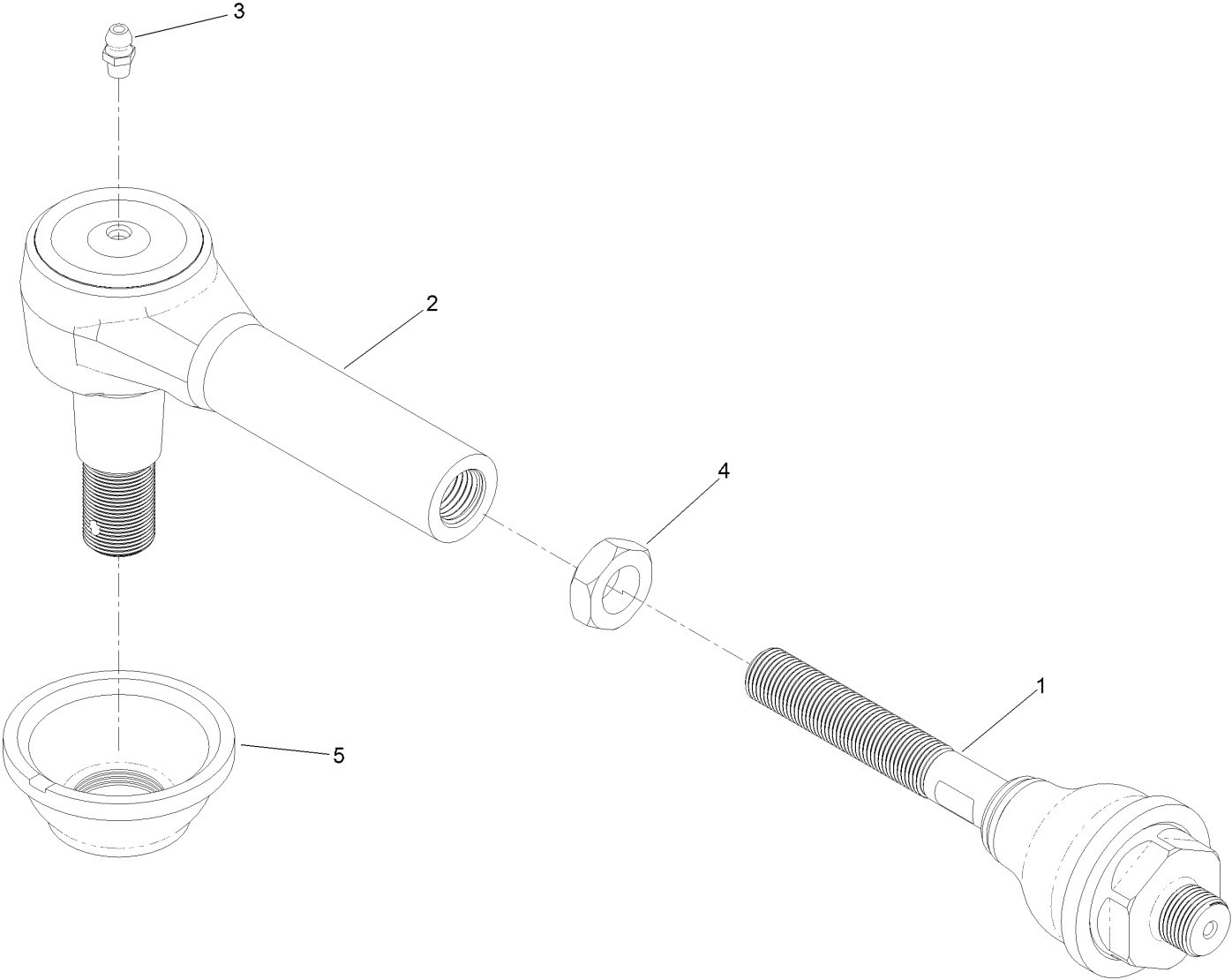


1 = included in Seal Repair Kit

# Hydraulic Cylinder Assembly No. 133-4863 (continued)

<i>Ref.</i>	<i>Part Number</i>	<i>Qty.</i>	<i>Description</i>
1	138-7820	1	Seal Repair Kit
2	138-8163	1	Piston

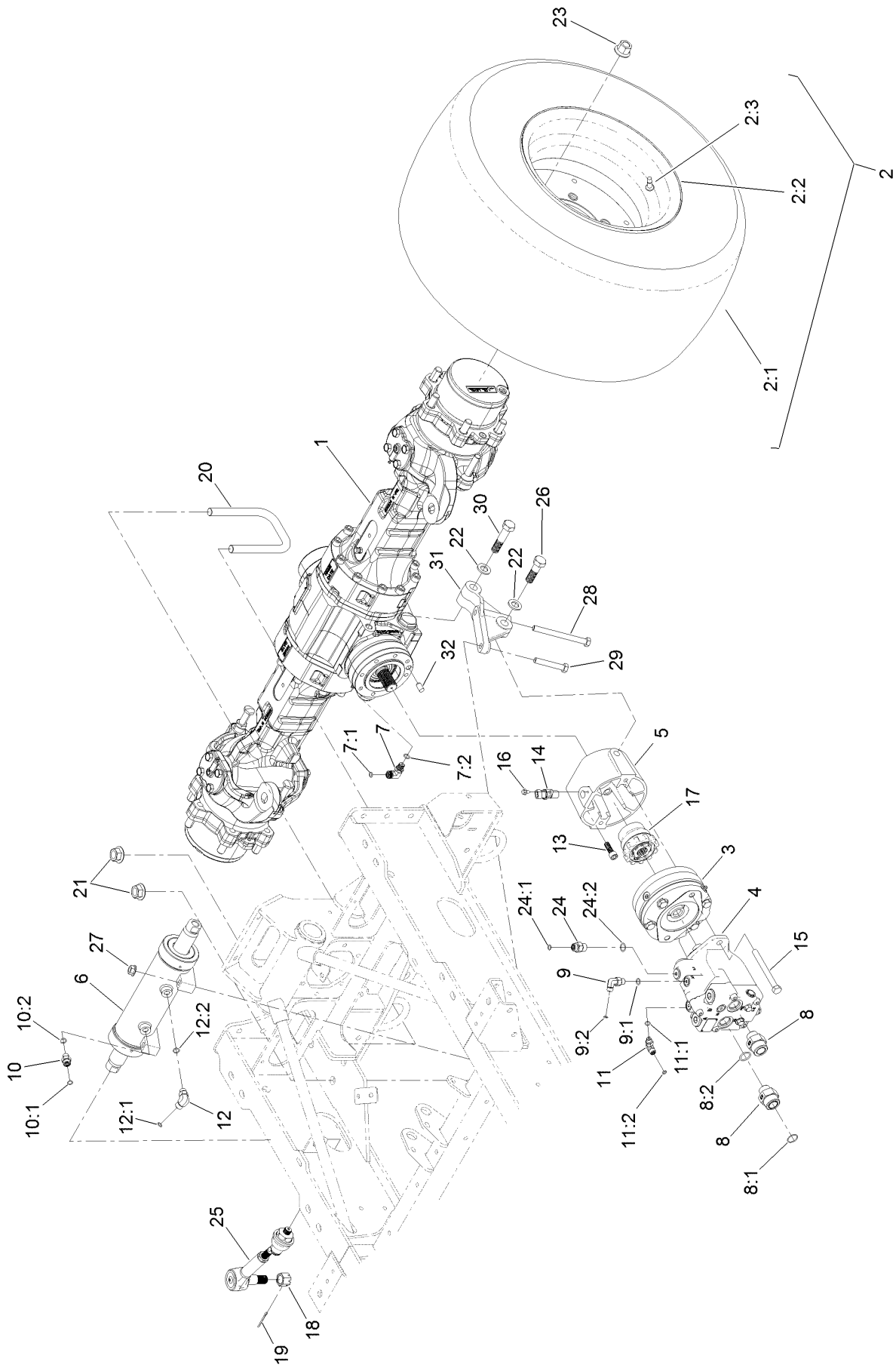
# Tie Rod Assembly No. 133-4760



## Tie Rod Assembly No. 133-4760 (continued)

<i>Ref.</i>	<i>Part Number</i>	<i>Qty.</i>	<i>Description</i>	<i>Ref.</i>	<i>Part Number</i>	<i>Qty.</i>	<i>Description</i>
1	133-4761	1	Inner Tie Rod ASM	4	95-4182	1	Nut-Hex, Jam
2	133-4762	1	Outer Tie Rod ASM	5	136-5290	1	Boot-Dust
3	302-5	1	Fitting-Grease				

# Rear Axle Assembly

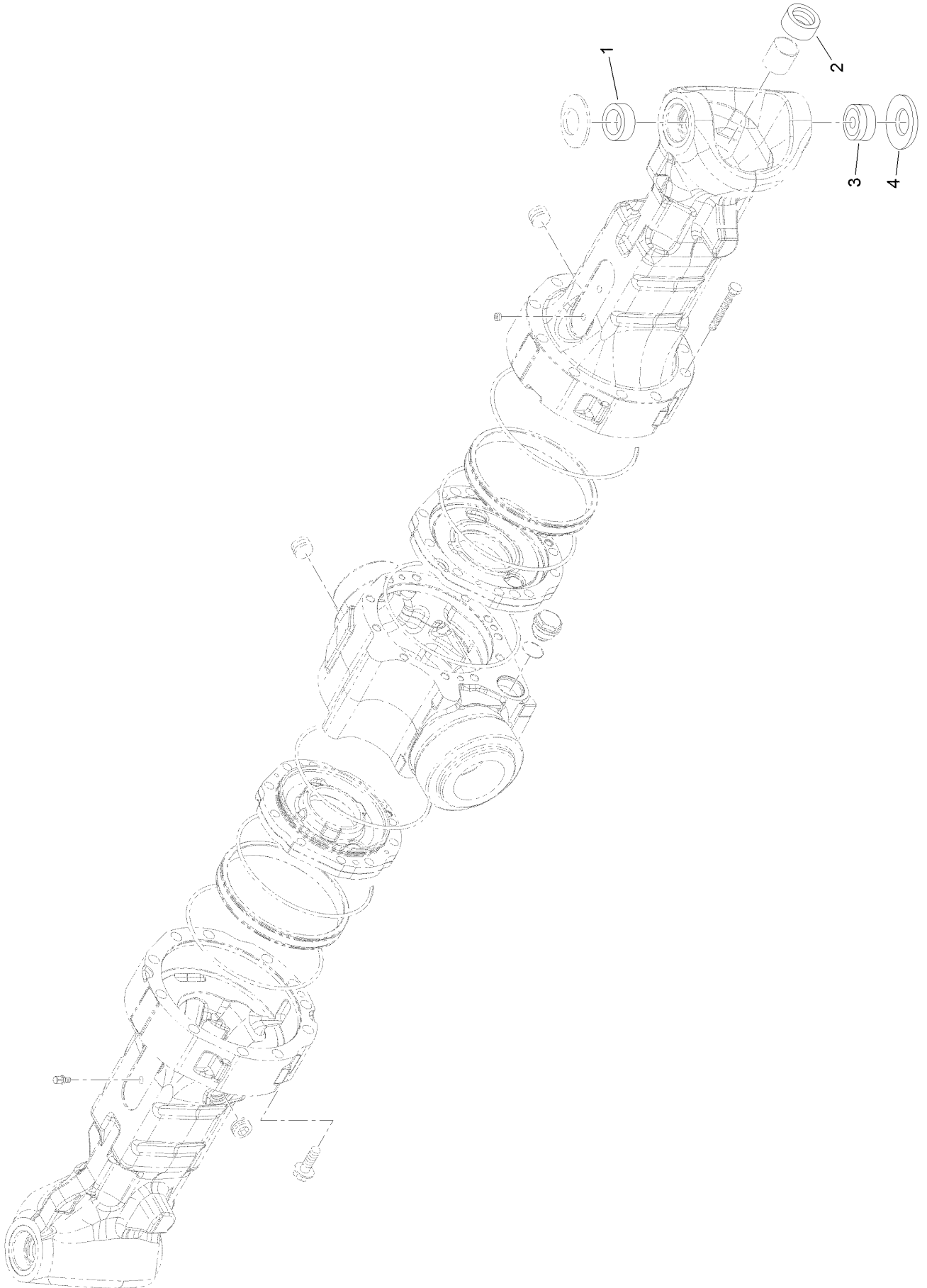


## Rear Axle Assembly (continued)

<i>Ref.</i>	<i>Part Number</i>	<i>Qty.</i>	<i>Description</i>	<i>Ref.</i>	<i>Part Number</i>	<i>Qty.</i>	<i>Description</i>
1	133-4860	1	Rear Steerable Axle ASM	12:1	237-22	1	O-Ring
2		2	Tire And Wheel ASM ●	12:2	237-42	1	O-Ring
2:1	133-4894	1	Tire-Turf	13	136-5255	4	Screw-HSH
2:2	133-4895	1	Wheel-Turf	14	136-5271	1	Sensor-Geartooth
2:3	232-24	1	Stem-Valve	15	325-19	2	Screw-HH
3	133-4850	1	Parking Brake ASM	16	33103-012	1	Screw-HHF
4	131-5635	1	Hydraulic Motor ASM	17	138-4054	1	Axle Coupler ASM
5	133-7681	1	Mount-Motor, Rear	18	133-7763	2	Nut-Slotted
6	133-4864	1	Cylinder-HYD, Rear	19	3272-13	2	Pin-Cotter
7	133-7658	1	Fitting-Elbow, 90 DEG	20	136-5251	4	Bolt-U
7:1	237-22	1	O-Ring	21	138-4082	8	Nut-HF
7:2	133-7657	1	O-Ring, M14	22	136-5267	4	Washer-Plain
8	87-7290	2	Fitting-STR	23	133-7706	12	Nut-Wheel
8:1	340-65	1	O-Ring	24	340-3	1	Fitting-Straight
8:2	237-81	1	O-Ring	24:1	237-22	1	O-Ring
9	340-82	1	Fitting-Elbow, 90 DEG	24:2	237-79	1	O-Ring
9:1	237-42	1	O-Ring	25	133-4760	2	Tie Rod ASM
9:2	237-21	1	O-Ring	26	136-5259	2	Screw-HH
10	340-2	1	Fitting-Straight	27	32128-23	4	Nut-HF
10:1	237-22	1	O-Ring	28	325-22	2	Screw-HH
10:2	237-42	1	O-Ring	29	325-12	2	Screw-HH
11	340-132	1	Fitting-Elbow, 90 DEG	30	136-5268	2	Screw-HH
11:1	237-78	1	O-Ring	31	136-9749	2	Support-Cylinder, Rear
11:2	237-21	1	O-Ring	32	136-5277	1	Pin-Dowel
12	340-77	1	Fitting-Elbow, 90 DEG				

● Not serviced separately

# Rear Axle Axle Housing Assembly

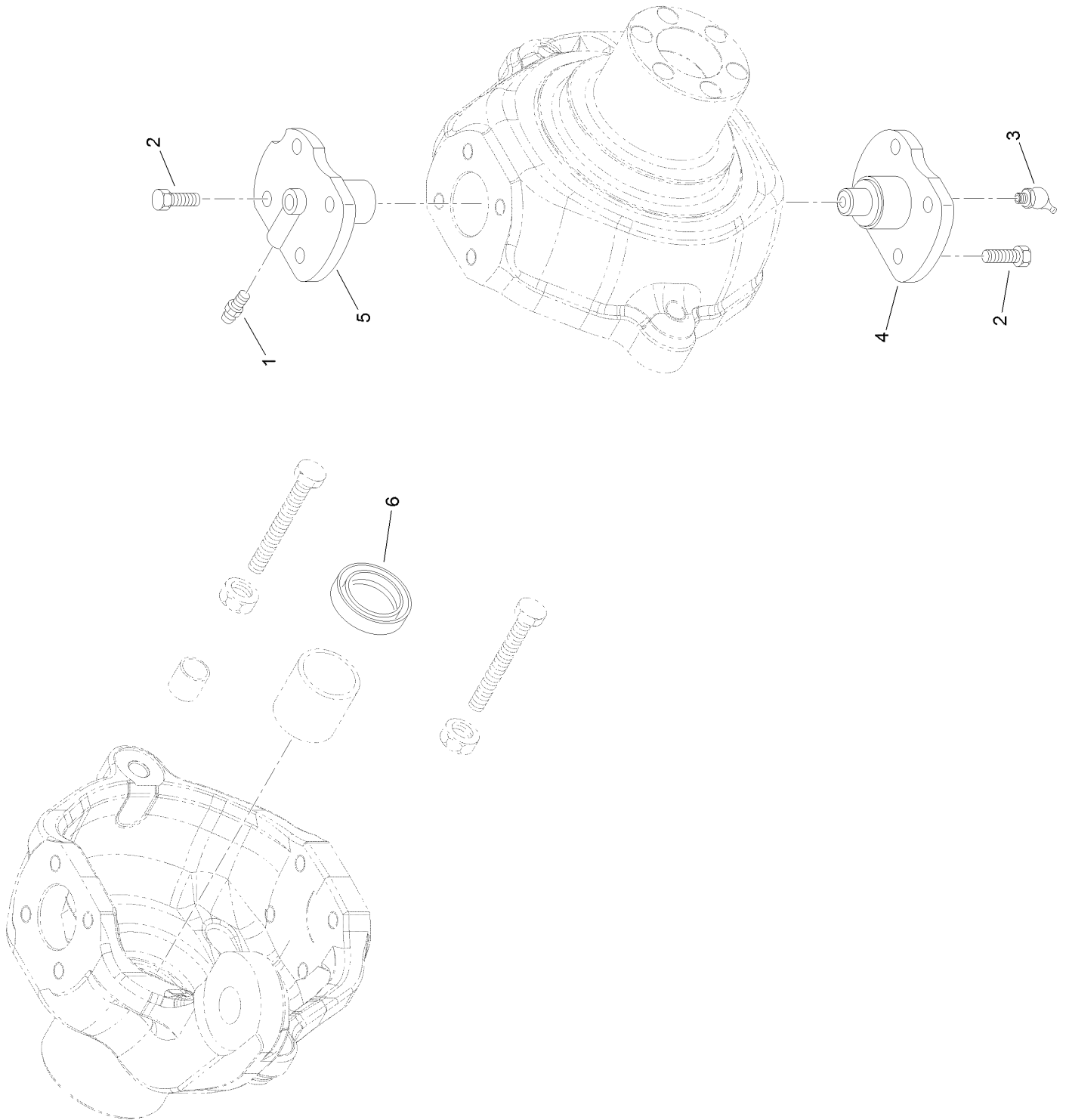




# Rear Axle Axle Housing Assembly (continued)

<i>Ref.</i>	<i>Part Number</i>	<i>Qty.</i>	<i>Description</i>	<i>Ref.</i>	<i>Part Number</i>	<i>Qty.</i>	<i>Description</i>
1	138-7817	2	Bushing	3	138-7816	2	Joint-Spherical
2	133-5253	2	Ring-Seal, Oil	4	AU122268A1	2	Washer

# Rear Axle Swivel Housings and Trunnions Assembly




# Rear Axle

## Swivel Housings and Trunnions Assembly (continued)

<i>Ref.</i>	<i>Part Number</i>	<i>Qty.</i>	<i>Description</i>	<i>Ref.</i>	<i>Part Number</i>	<i>Qty.</i>	<i>Description</i>
1	133-5215	2	Greaser-Nipple	4	138-7804	2	Pin-King
2	138-7803	16	Screw	5	AU122265A1	2	Pin-King, Upper
3	133-5235	2	Greaser-Nipple	6	138-7805	2	Seal

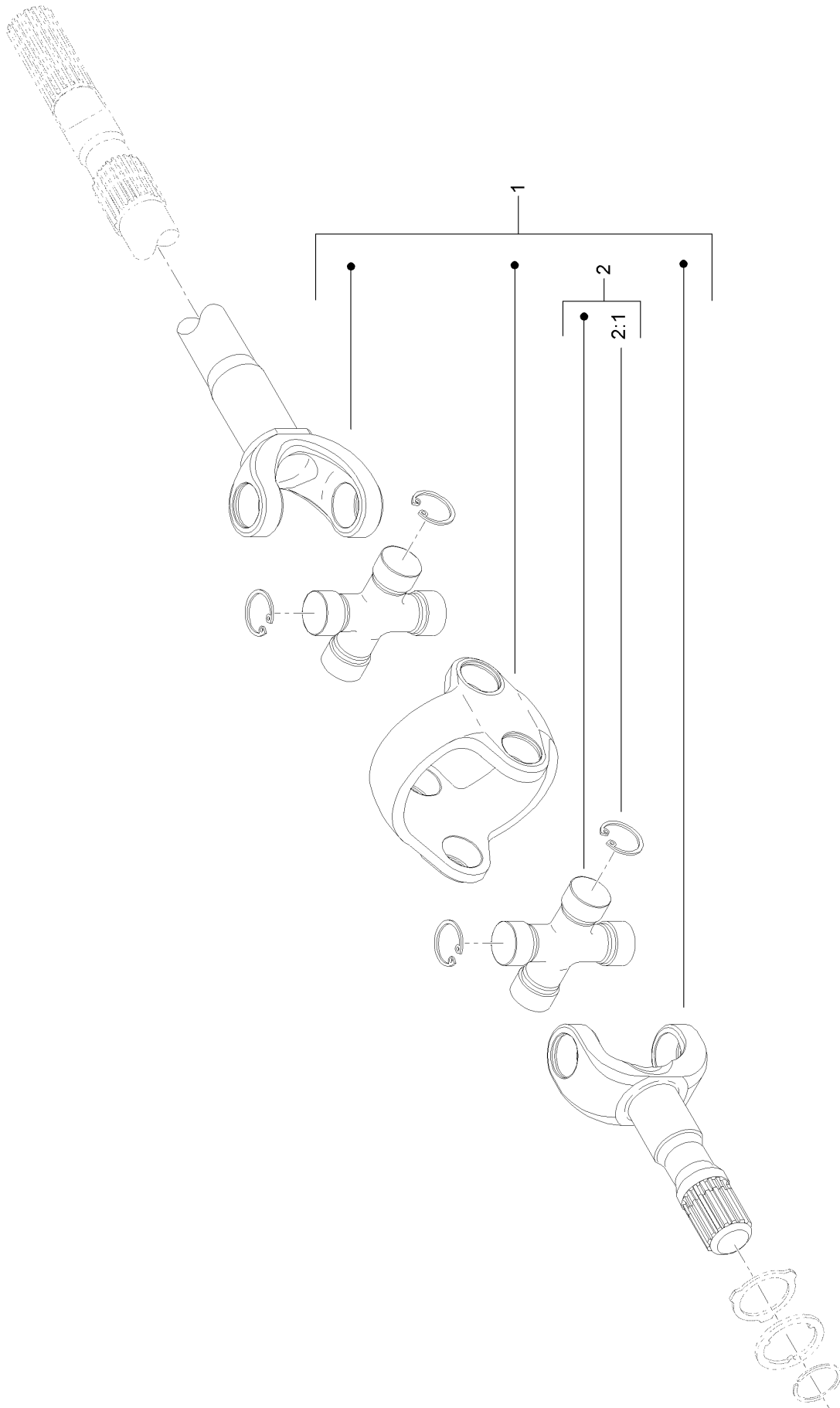
# Rear Axle Bevel Gear Set Assembly



# Rear Axle Bevel Gear Set Assembly (continued)

<i>Ref.</i>	<i>Part Number</i>	<i>Qty.</i>	<i>Description</i>
1	138-7806	1	Seal-Ring

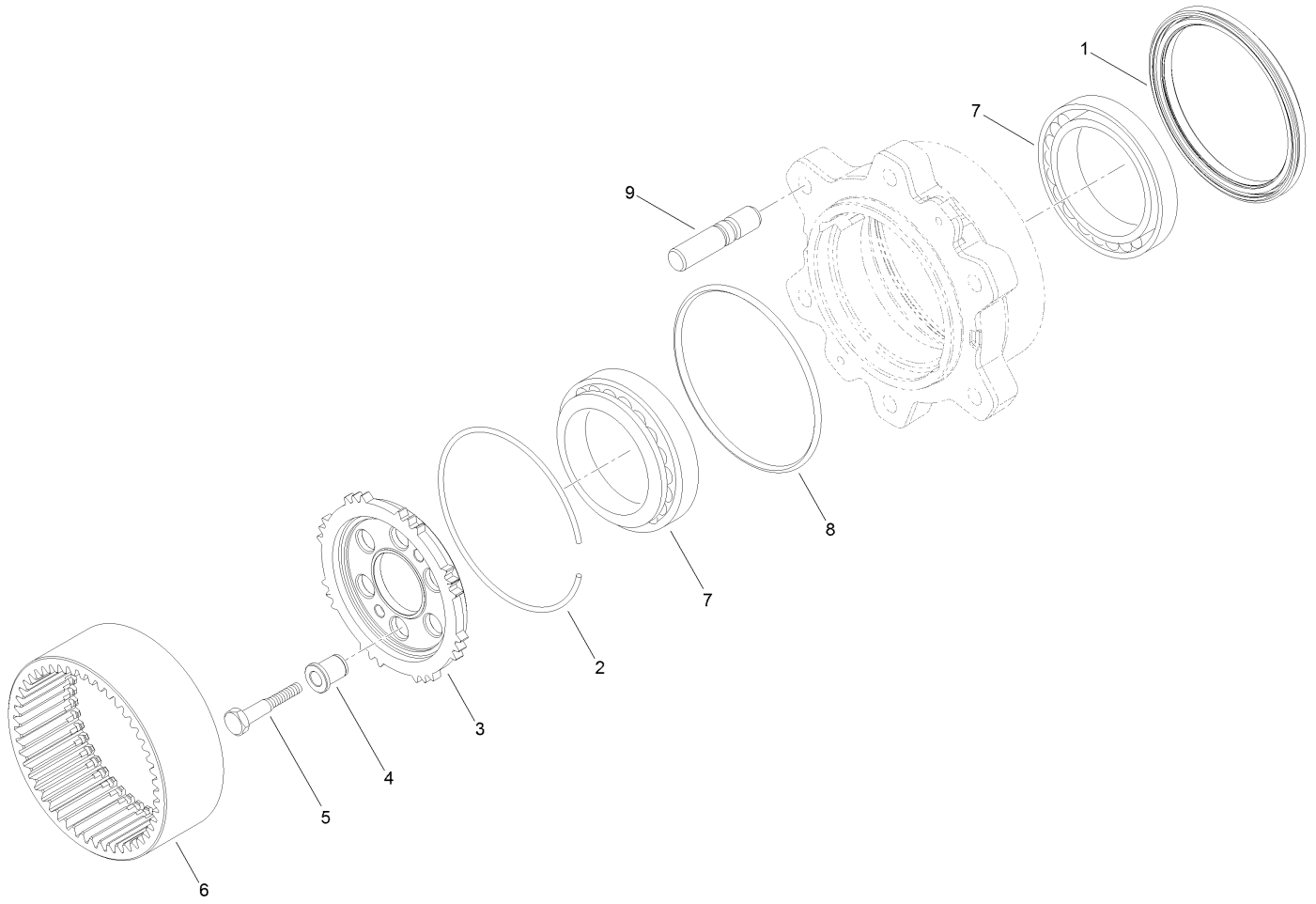
# Rear Axle Double U-Joint Assembly



## Rear Axle Double U-Joint Assembly (continued)

<i>Ref.</i>	<i>Part Number</i>	<i>Qty.</i>	<i>Description</i>
1	138-7808	2	Double Joint Kit
2	AU100546A1	4	Spider-A
2:1	AU100548A1	4	Ring-Snap

# Rear Axle Wheel Hub Assembly

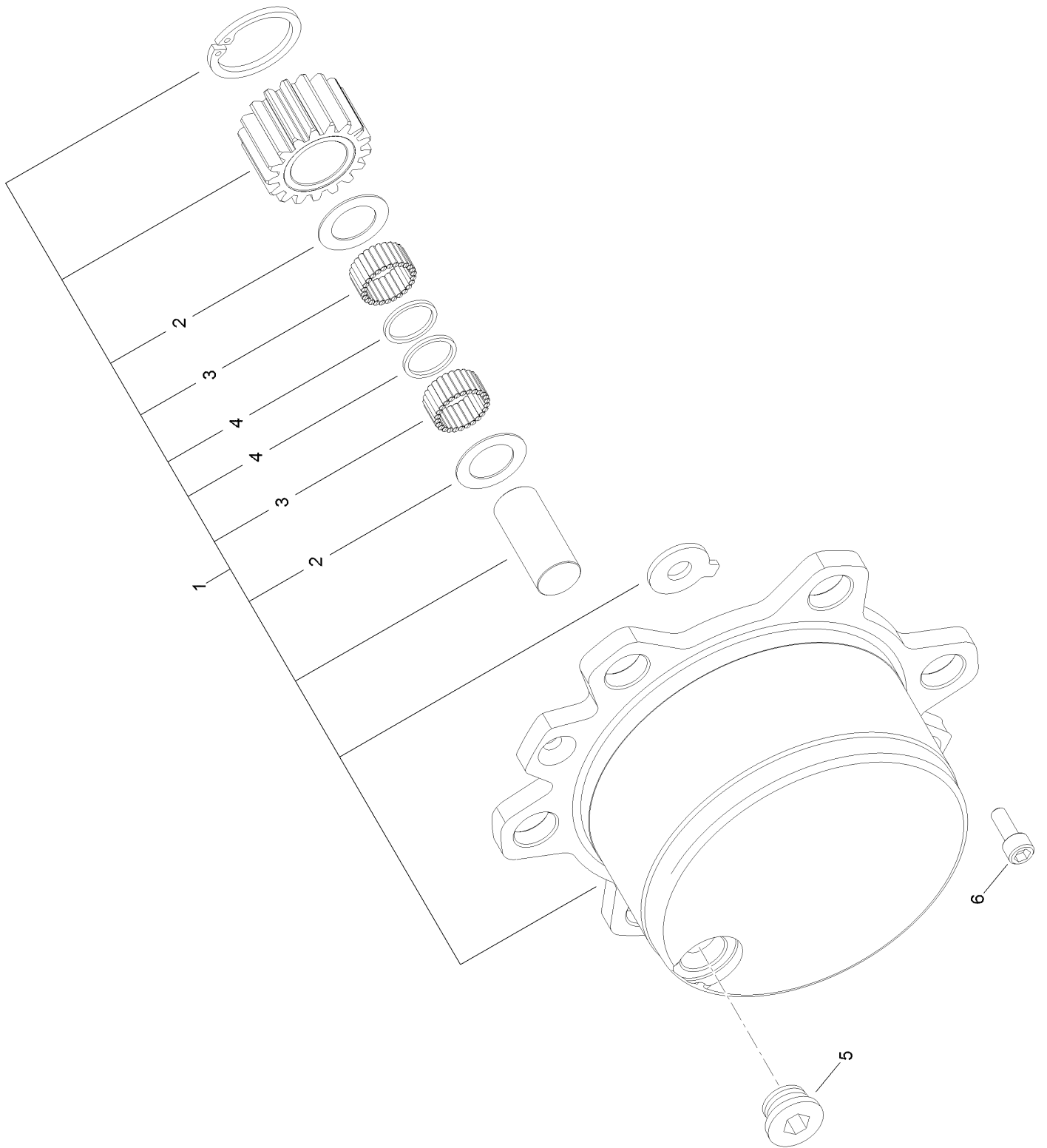




# Rear Axle Wheel Hub Assembly (continued)

<i>Ref.</i>	<i>Part Number</i>	<i>Qty.</i>	<i>Description</i>	<i>Ref.</i>	<i>Part Number</i>	<i>Qty.</i>	<i>Description</i>
1	138-7811	2	Seal-Ring	6	AU112495A1	2	Gear
2	AU112496A1	2	Ring	7	138-7814	4	Bearing
3	138-7812	2	Carrier-Hub, Wheel	8	138-7815	2	O-Ring
4	138-7813	12	Bushing-Centering	9	auk260218	6	Stud
5	AU116425A1	12	Bolt				

# Rear Axle Planetary Carrier Assembly




# Rear Axle

## Planetary Carrier Assembly (continued)

<i>Ref.</i>	<i>Part Number</i>	<i>Qty.</i>	<i>Description</i>	<i>Ref.</i>	<i>Part Number</i>	<i>Qty.</i>	<i>Description</i>
1	138-7809	2	Planetary Carrier ASM	4	AU141371A1	6	Washer-Thrust
2	AU112501A1	6	Washer	5	133-5295	2	Plug
3	AU141368A1	32	Bearing-Needle	6	138-7810	4	Screw

# Parking Brake Assembly No. 133-4850

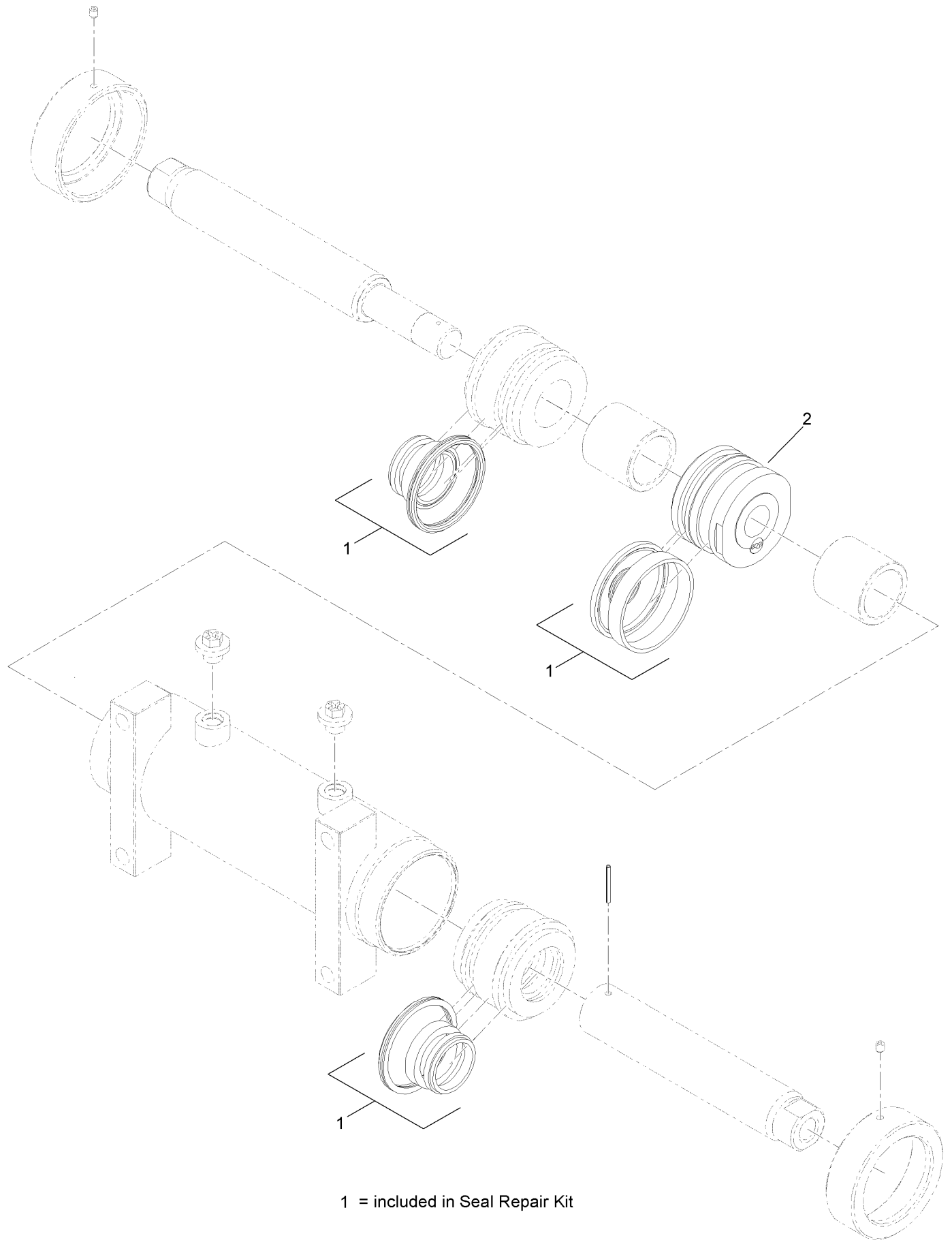


2 = included in Bearing Kit  
3 = included in O-ring Kit  
4 = included in Gasket Kit

# Parking Brake Assembly No. 133-4850 (continued)

<i>Ref.</i>	<i>Part Number</i>	<i>Qty.</i>	<i>Description</i>
2	138-7800	1	Bearing Kit
3	138-7801	1	O-Ring Kit
4	138-7802	1	Gasket Kit

# Hydraulic Cylinder Assembly No. 133-4864

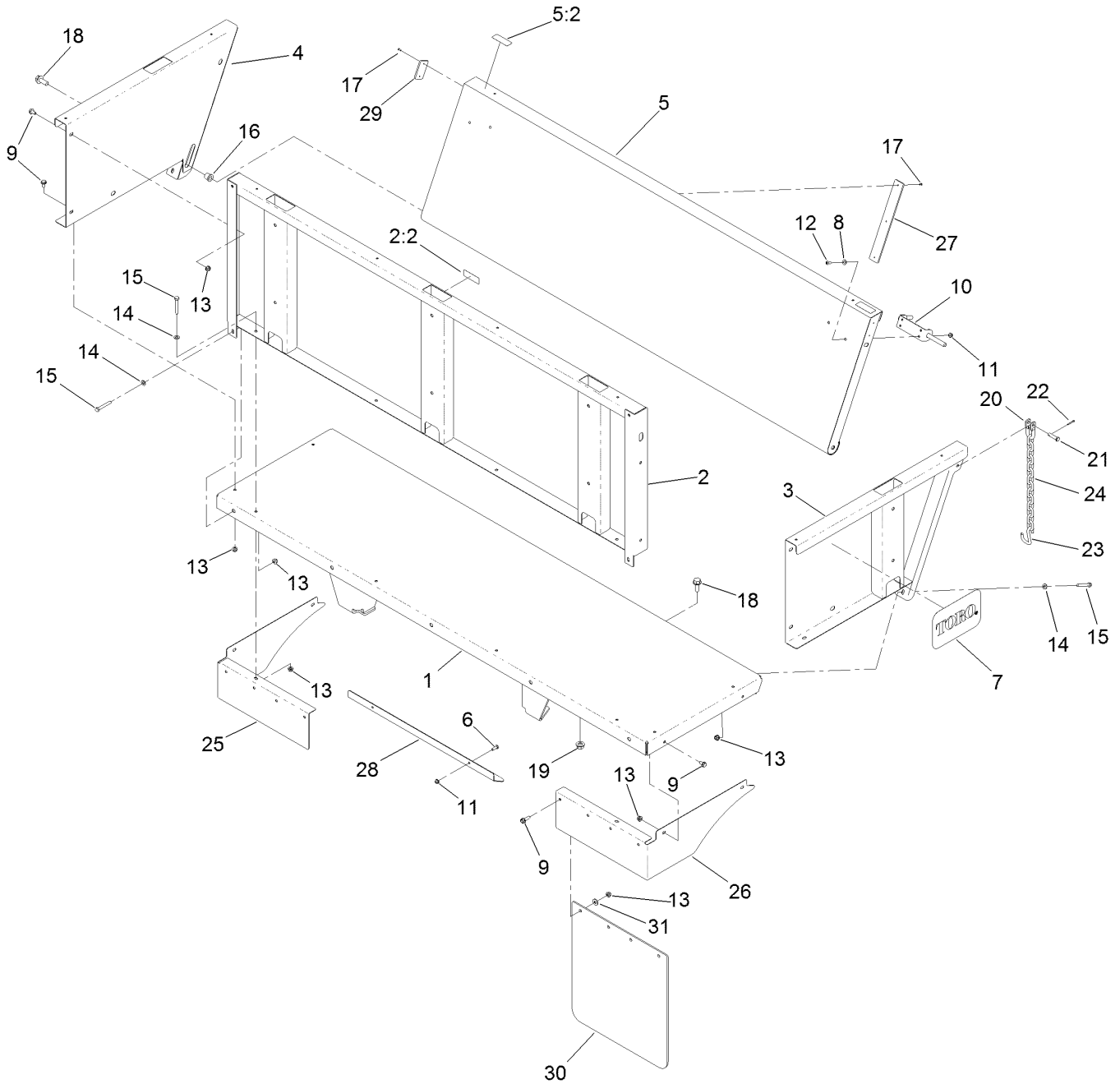


1 = included in Seal Repair Kit

# Hydraulic Cylinder Assembly No. 133-4864 (continued)

<i>Ref.</i>	<i>Part Number</i>	<i>Qty.</i>	<i>Description</i>
1	138-7819	1	Seal Repair Kit
2	138-8164	1	Piston (3In Ball Valve ASM)

# Standard Box Assembly

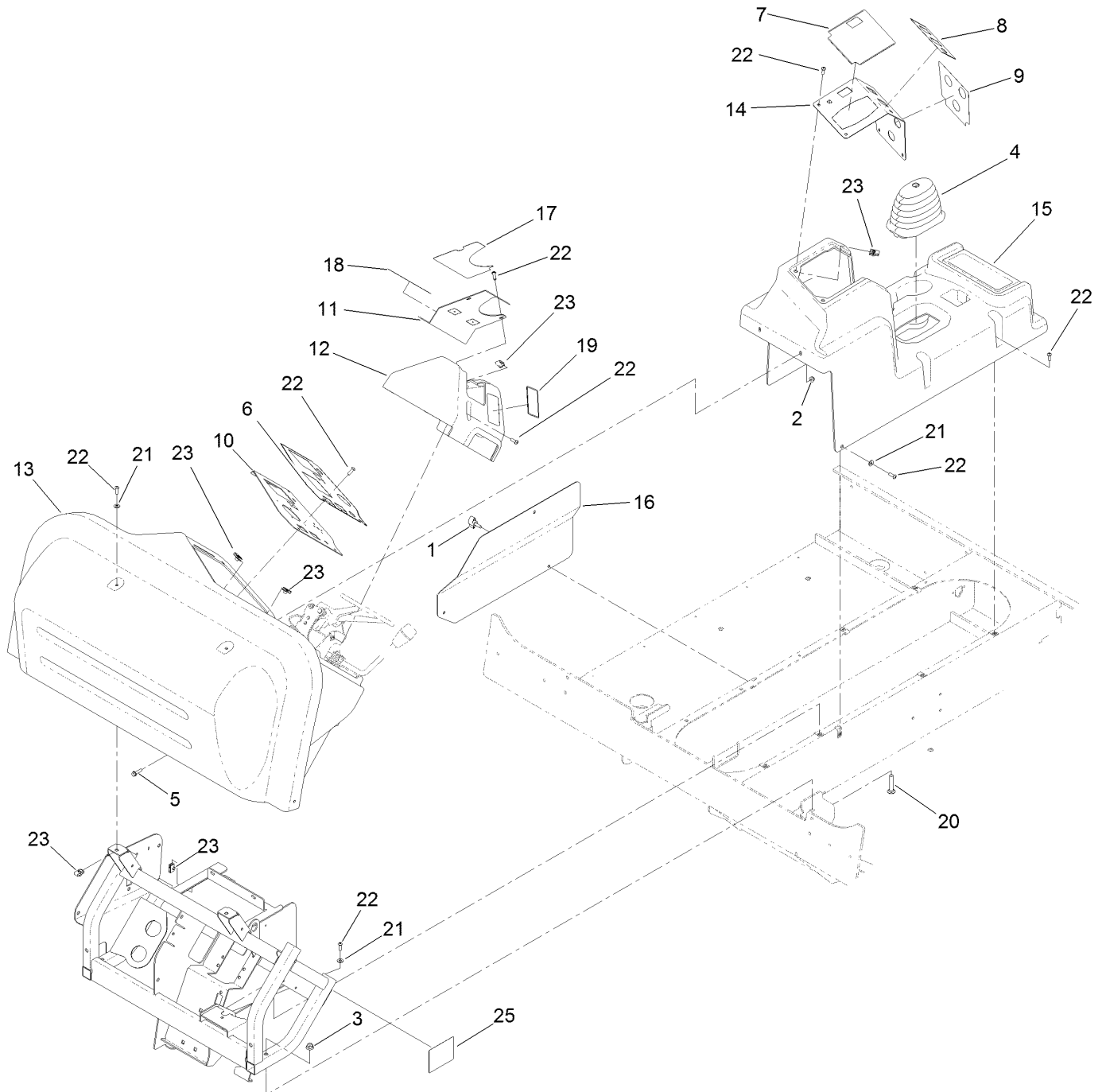




## Standard Box Assembly (continued)

<i>Ref.</i>	<i>Part Number</i>	<i>Qty.</i>	<i>Description</i>	<i>Ref.</i>	<i>Part Number</i>	<i>Qty.</i>	<i>Description</i>
1	136-9832-03	1	Bed ASM	16	256-243	2	Bearing-Flange
2	138-3851	1	Panel ASM	17	3290-271	10	Rivet-Pop
2:2	115-7739	1	Decal-No Riders	18	3234-38	6	Screw-HHF
3	136-9830-03	1	Panel-LH	19	99-5107	4	Nut-Lock
4	136-9831-03	1	Panel-RH	20	5-2942	2	Shackle
5	138-4080	1	Tailgate ASM	21	283-10	2	Pin-Clevis
5:2	138-4107	2	Decal-Hazard, Pinch	22	3272-10	2	Pin-Cotter
6	321-4	2	Screw-HH	23	136-9808	2	Hook-Tailgate
7	92-1242	2	Decal	24	136-9809	2	Chain
8	3256-1	4	Washer-Flat	25	136-9806-03	1	Filler-RH
9	3234-47	20	Screw-HHF	26	136-9807-03	1	Filler-LH
10	T62021030	2	Latch-Spring	27	136-9953	2	Pad-Wear
11	104-7201	6	Nut-HF, NI	28	136-9954-03	1	Shield-Box
12	3274-31	4	Screw-HSBH	29	136-9956	2	Pad-Wear
13	104-8300	28	Nut-HF, NI	30	136-9999	2	Mudflap-Box
14	3256-23	8	Washer-Plain	31	3256-3	8	Washer-Flat
15	322-11	8	Screw-HH				

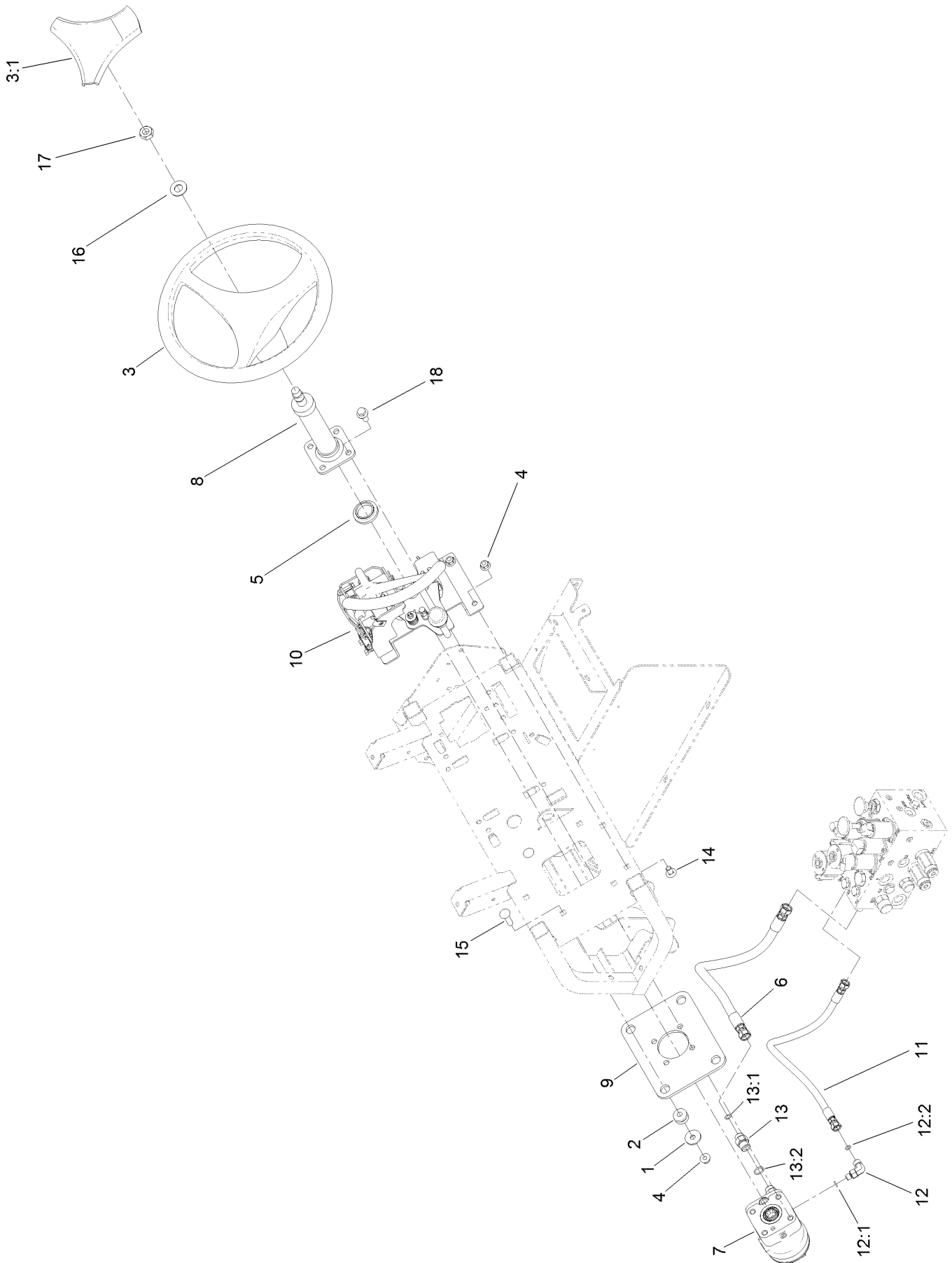
# Panel Assembly



## Panel Assembly (continued)

<i>Ref.</i>	<i>Part Number</i>	<i>Qty.</i>	<i>Description</i>	<i>Ref.</i>	<i>Part Number</i>	<i>Qty.</i>	<i>Description</i>
1	98-8332	3	Knob	13	136-9634	1	Dash-Molded
2	104-7201	2	Nut-HF, NI	14	136-9635-03	1	Plate-Console
3	104-8301	2	Nut-HF, NI	15	136-9636	1	Console
4	117-8063	1	Boot-Shift	16	136-9776-03	1	Panel-Service
5	120-4654	2	Screw-HHF	17	136-9866	1	Decal-Console
6	136-5023	1	Decal-Panel, Control	18	136-9867	1	Decal-Console
7	136-5024	1	Decal-Console, Upper	19	138-2017	1	Decal-Shifter
8	136-5025	1	Decal-Console, Mid	20	3231-6	2	Screw-CARR
9	136-5026	1	Decal-Console, Lower	21	3256-1	5	Washer-Flat
10	136-9619-03	1	Panel-Control	22	3274-69	21	Screw-HSBH
11	136-9627-03	1	Panel-Steer	23	107069	14	Clip
12	136-9628	1	Cover-Steer	25	131-5642	1	Decal-Fuses

# Steering Assembly

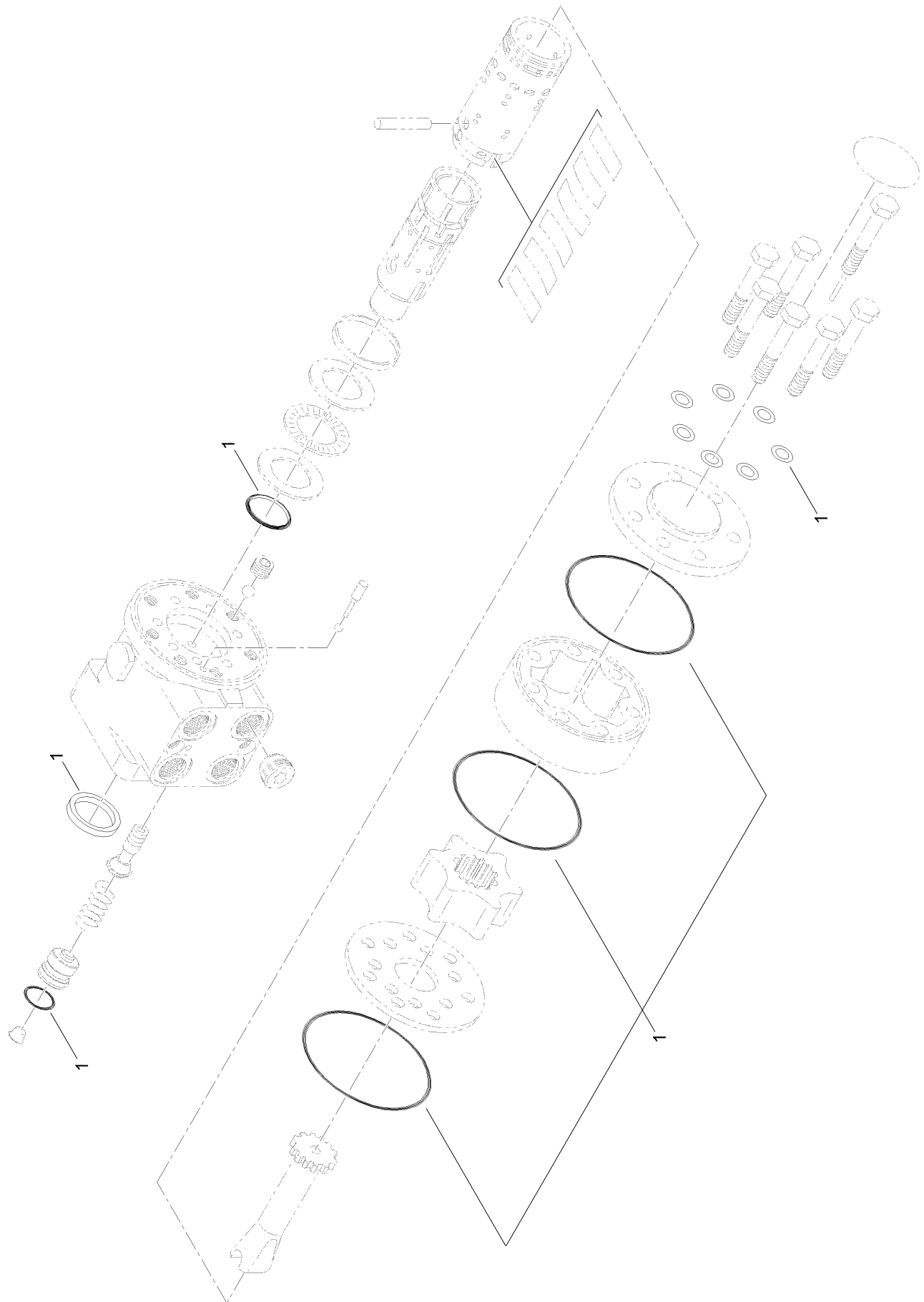


## Steering Assembly (continued)

<i>Ref.</i>	<i>Part Number</i>	<i>Qty.</i>	<i>Description</i>	<i>Ref.</i>	<i>Part Number</i>	<i>Qty.</i>	<i>Description</i>
1	63-8410	4	Washer	12	340-132	1	Fitting-Elbow, 90 DEG
2	63-9750	4	Mount	12:1	237-78	1	O-Ring
3	98-1471	1	Wheel-Steering	12:2	237-21	1	O-Ring
3:1	98-1468	1	Cover-Wheel, Steering	13	340-3	4	Fitting-Straight
4	104-8301	7	Nut-HF, NI	13:1	237-22	1	O-Ring
5	140-0553	1	Bushing-Alignment	13:2	237-79	1	O-Ring
6	119-1433	1	Hose ASM	14	3231-21	3	Screw-CARR
7	131-5626	1	Valve-Steering	15	3231-26	4	Screw-CARR
8	132-6319	1	Column-Steer	16	3256-27	1	Washer-Flat
9	133-7895-03	1	Plate-Steering	17	3296-33	1	Nut-Lock, NI
10		1	Paddle Shift ASM ●	18	33105-025	4	Screw-HHF
11	136-9713	1	Hose ASM				

● Not serviced separately

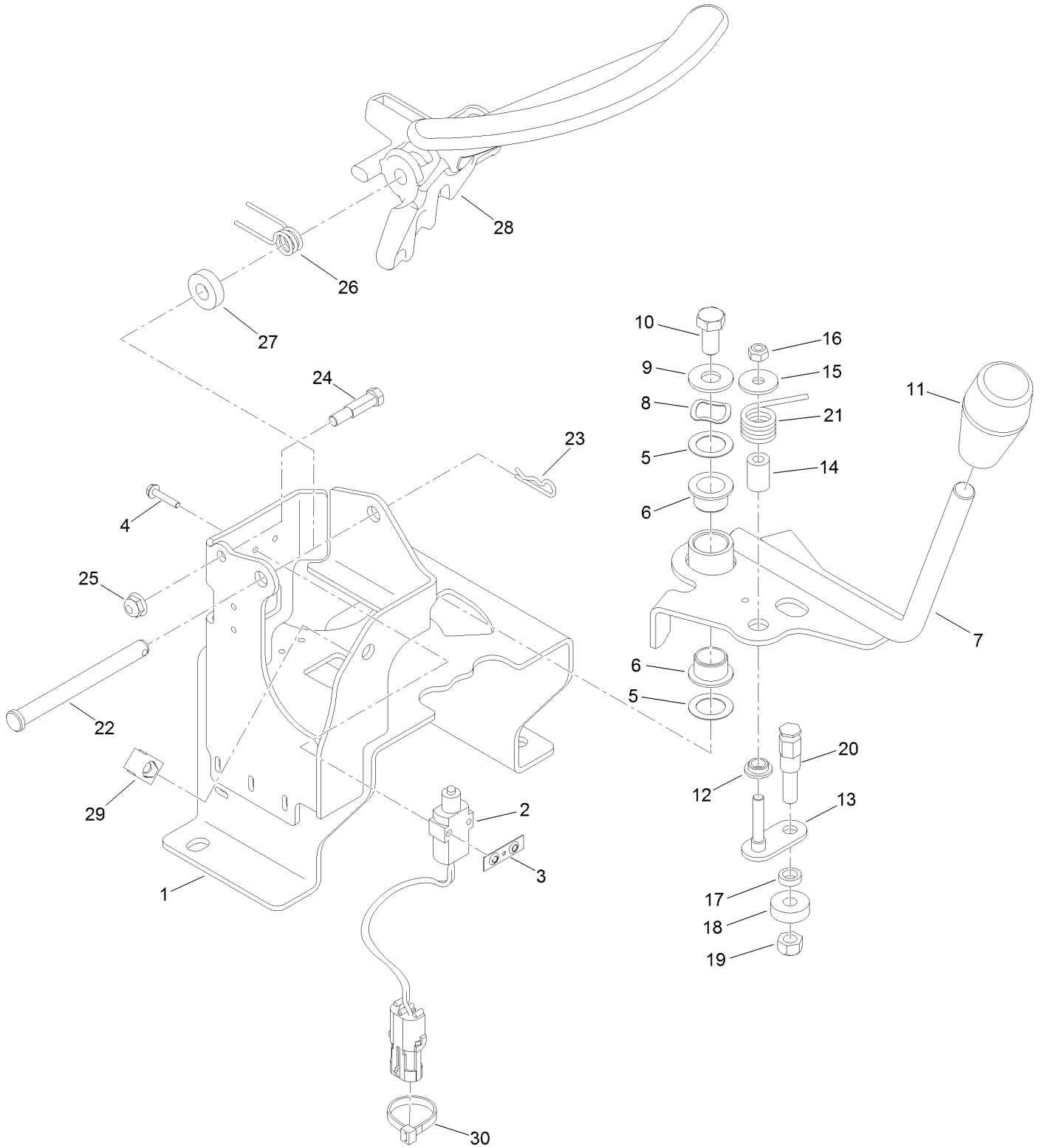
# Steering Valve Assembly No. 131-5626



# Steering Valve Assembly No. 131-5626 (continued)

<i>Ref.</i>	<i>Part Number</i>	<i>Qty.</i>	<i>Description</i>
1	138-7822	1	Seal And O-Ring Kit

# Paddle Shift Assembly

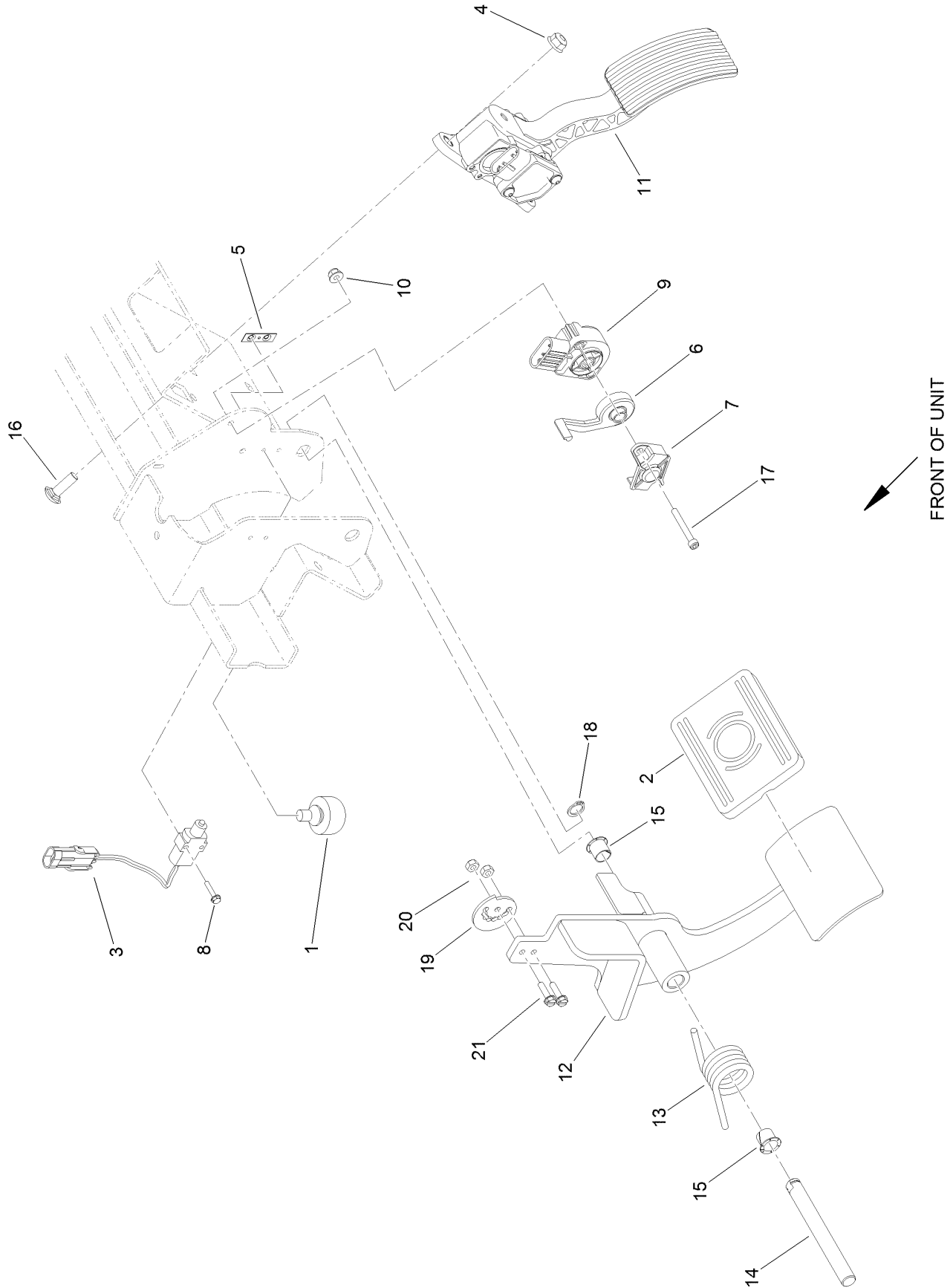




## Paddle Shift Assembly (continued)

<i>Ref.</i>	<i>Part Number</i>	<i>Qty.</i>	<i>Description</i>	<i>Ref.</i>	<i>Part Number</i>	<i>Qty.</i>	<i>Description</i>
1	136-9644-03	1	Control	14	94-9618	1	Spacer-Spring
2	99-3410RT04	1	Switch-Delta. No	15	3256-67	1	Washer
2	99-3410RT05	1	Switch-Delta. No	16	33023-00	1	Nut-Lock
2	99-3410RT06	1	Switch-Delta. No	17	82-4240	1	Spacer-Bearing
2	99-3410	4	Switch	18	251-259	1	Bearing-Ball
2	99-3410RT03	1	Switch-Delta. No	19	33024-00	1	Nut-Lock, NI
3	108-9824	4	Nut-Switch	20	94-9617	1	Pin-Spring
4	117-5458	8	Screw-HHF	21	94-9620	1	Spring-Torsion
5	7-4650	2	Washer-Plain	22	100-1413	1	Pin-Clevis
6	108-2973	2	Bushing-Flange	23	1-806003	1	Pin-Cotter
7	132-8178	1	Lever ASM	24	132-8187	1	Bolt-Shoulder
8	3290-317	1	Washer-Spring	25	104-7201	1	Nut-HF, NI
9	3256-4	1	Washer-Flat	26	131-6107	1	Spring-Torsion
10	323-4	1	Screw-HH	27	5-0652	1	Spacer
11	131-8473	1	Knob-Tapered	28	132-8173	1	Paddle
12	94-9619	1	Bushing	29	107069	1	Clip
13	120-3198	1	Roller-Pivot	30	3290-378	4	Tie-Cable

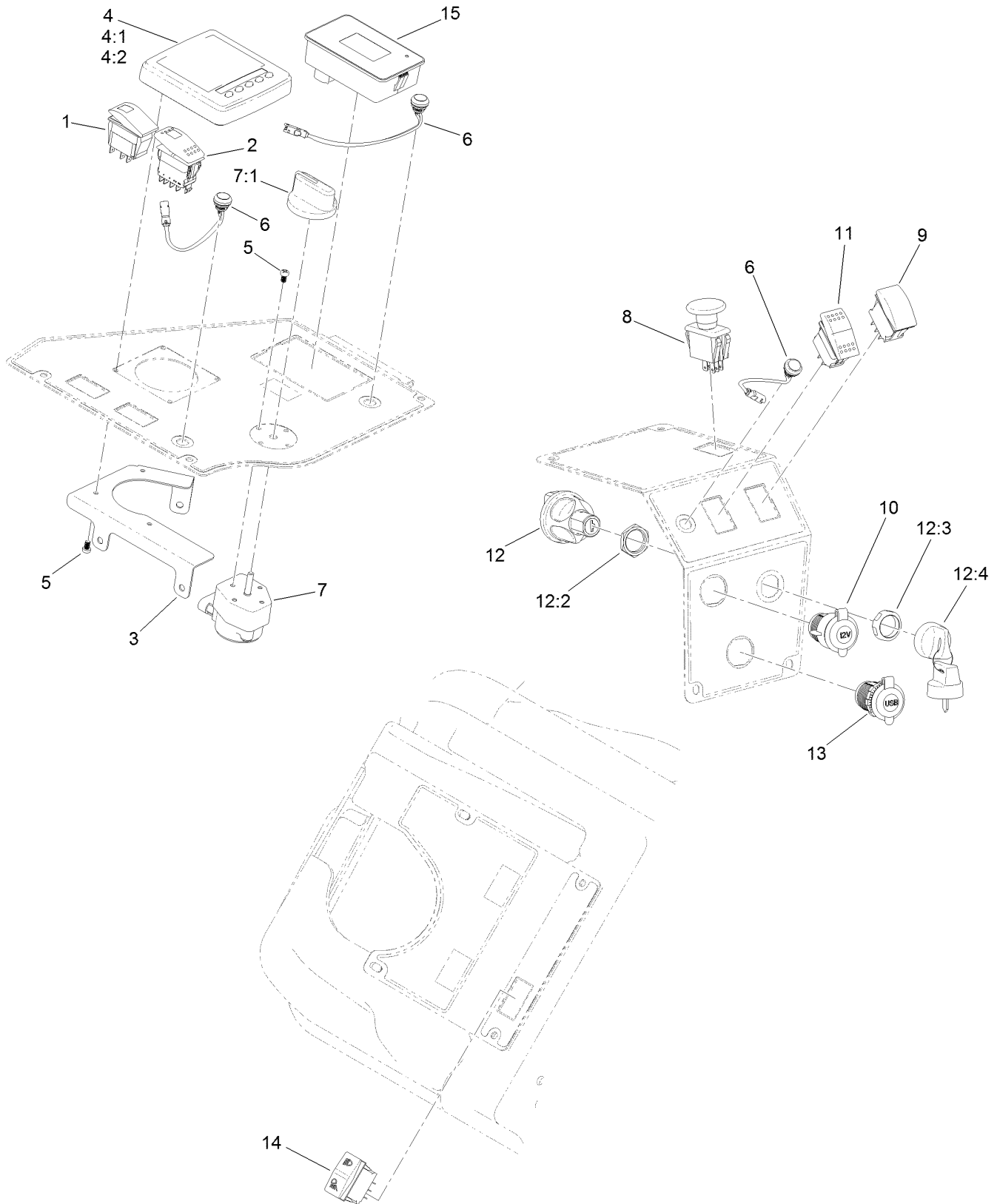
# Pedal Assembly



## Pedal Assembly (continued)

<i>Ref.</i>	<i>Part Number</i>	<i>Qty.</i>	<i>Description</i>	<i>Ref.</i>	<i>Part Number</i>	<i>Qty.</i>	<i>Description</i>
1	87-2440	1	Bumper-Rubber	12	132-6320-03	1	Pedal ASM
2	93-8742	1	Footpad-Brake	13	132-8169	1	Spring-Torsion
3	99-3410	1	Switch	14	132-8175	1	Pin
4	104-8300	3	Nut-HF, NI	15	256-257	2	Bushing-Nyliner
5	108-9824	1	Nut-Switch	16	3230-22	3	Screw-CARR
6	117-5059	1	Pivot-Sensor, Speed	17	3274-59	2	Screw-HSH
7	117-5061	1	Retainer	18	32151-61	1	Ring-Retaining
8	117-5458	2	Screw-HHF	19	138-3788	1	Cam-Brake
9	119-0737	1	Sensor-Position	20	3296-2	2	Nut-Lock, NI
10	120-4578	2	Nut-HF	21	32105-13	2	Screw-HWH
11	121-9675	1	Pedal-Accelerator				

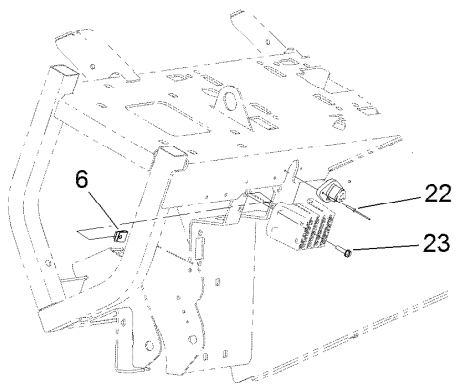
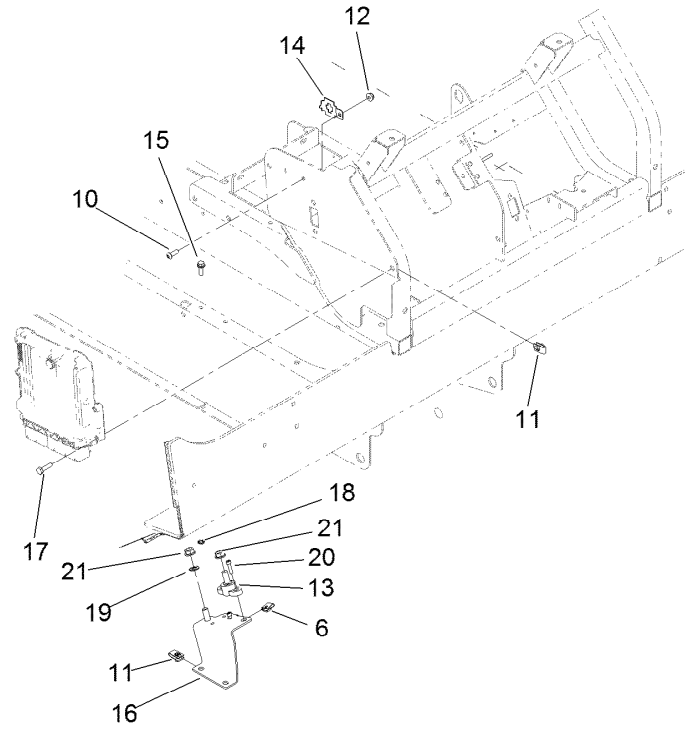
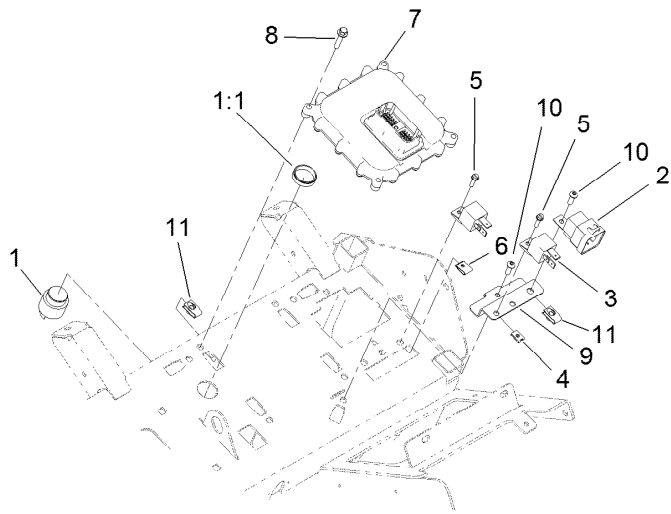
# Dash and Console Control Assembly



## Dash and Console Control Assembly (continued)

<i>Ref.</i>	<i>Part Number</i>	<i>Qty.</i>	<i>Description</i>	<i>Ref.</i>	<i>Part Number</i>	<i>Qty.</i>	<i>Description</i>
1	105-4232	1	Switch	9	100-1535	1	Switch-Rocker, (On)-Off-(On)
2	122-0938	1	Switch-Rocker	10	109-9376	1	Receptacle-12V
3	122-1109-03	1	Bracket-Panel, Wire	11	114-3329	1	Switch-Rocker
4	125-5320	1	Infocenter	12	121-5159	1	Ignition Switch ASM
4:1	115-8884	4	Nut-Thumb	12:2	121-5160	1	Nut-Hex
4:2	115-8885	4	Stud	12:3	121-5161	1	Nut-Face
5	132-7668	8	Screw-PPH	12:4	121-5162	1	Set-Key, Ignition
6	136-9678	3	Switch-Pushbutton	13	131-8388	1	Socket-USB
7	122-1338	1	Switch-Rotary	14	120-0334	1	Switch-Rocker
7:1	122-1362	1	Knob	15	122-1201	1	Module-Display
8	93-9999	1	Switch-PTO				

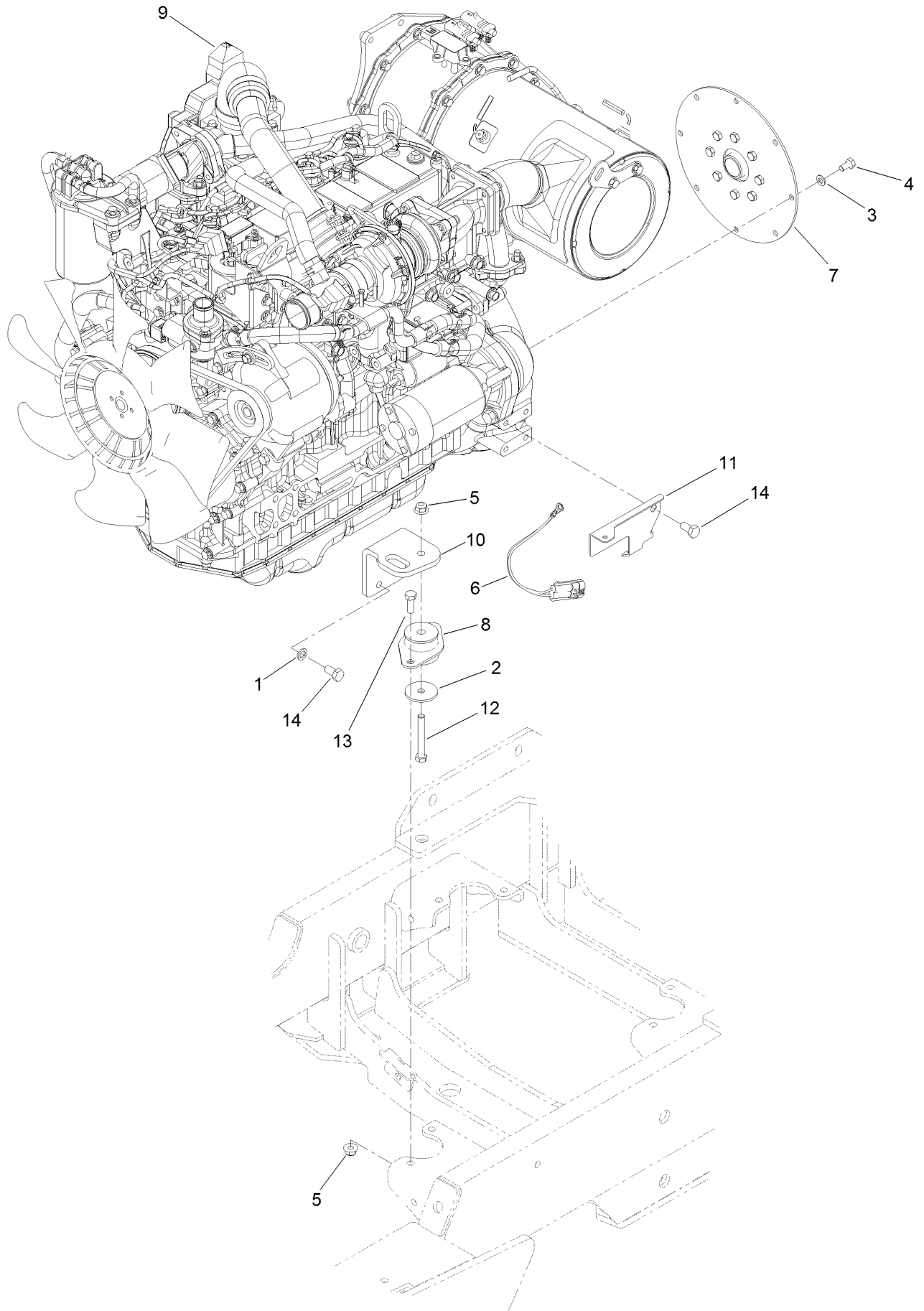
# Dash Component Assembly



## Dash Component Assembly (continued)

<i>Ref.</i>	<i>Part Number</i>	<i>Qty.</i>	<i>Description</i>	<i>Ref.</i>	<i>Part Number</i>	<i>Qty.</i>	<i>Description</i>
1	80-9330	1	Audio Alarm ASM	12	104-7201	1	Nut-HF, NI
1:1	104-5107	1	Nut-Plastic, Knurled	13	110-8822	1	Block-Junction
2	99-7430	1	Relay-Mini	14	114-5502	1	Clip-Fuse
3	99-7435	5	Relay	15	115-5103	2	Screw-HHF
4	107-1013	2	Nut-Speed	16	138-8144-03	1	Bracket-Terminal
5	32105-13	5	Screw-HWH	17	321-6	3	Screw-HH
6	120-6686	9	Nut-Clip, U	18	3255-7	2	Washer-Lock/EXT
7	127-2770	1	Controller	19	3255-9	1	Washer-Lock
8	127-8639	4	Screw-HHF	20	3274-14	2	Screw-HSH
9	136-9654	1	Bracket-Fuse, Engine	21	3290-357	2	Nut-HHF, Whiz
10	3274-69	3	Screw-HSBH	22	136-9679	2	Rivet-Tiny
11	107069	11	Clip	23	32105-13	4	Screw-HWH

# Engine Assembly

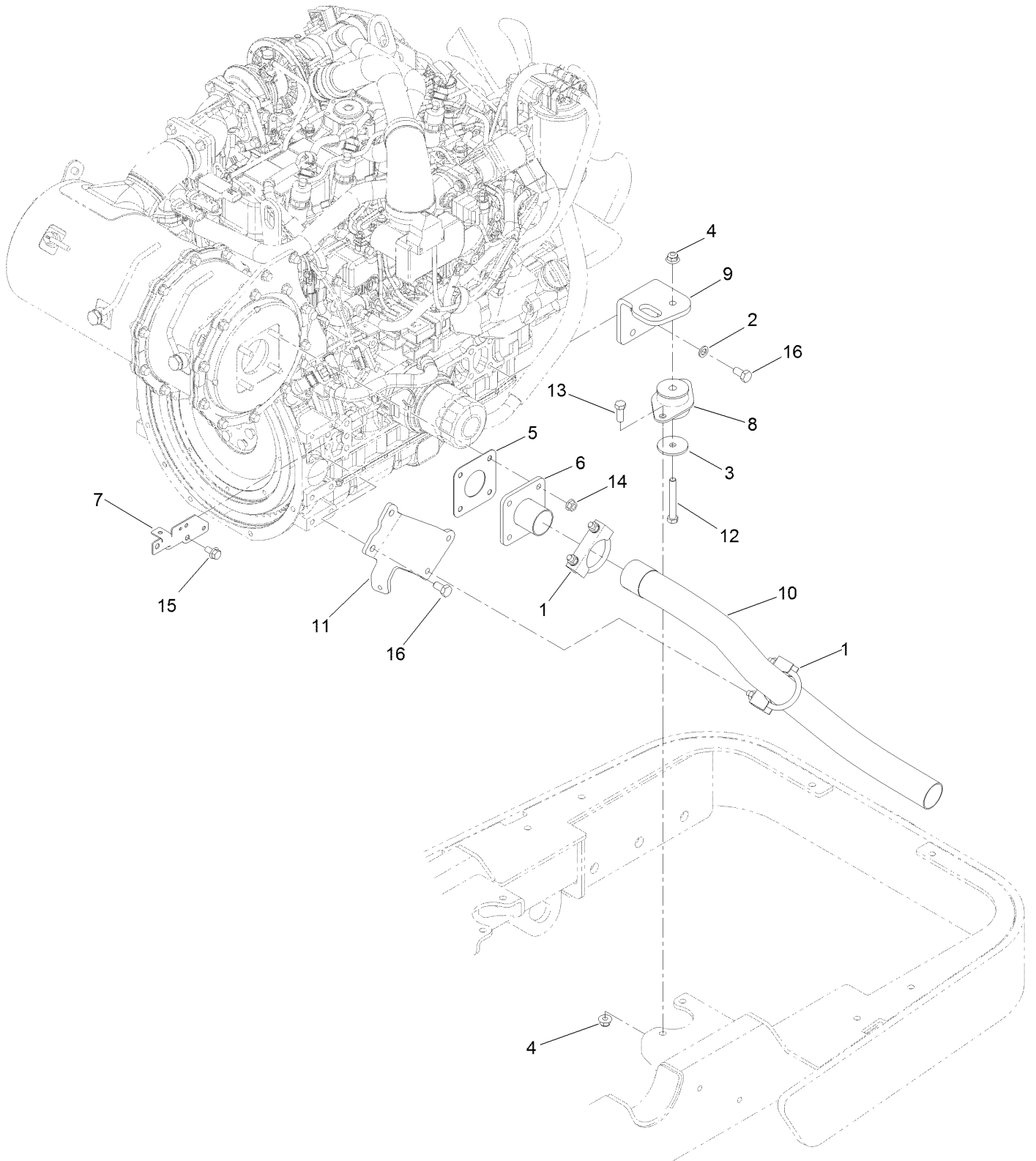




## Engine Assembly (continued)

<i>Ref.</i>	<i>Part Number</i>	<i>Qty.</i>	<i>Description</i>	<i>Ref.</i>	<i>Part Number</i>	<i>Qty.</i>	<i>Description</i>
1	48-9590	4	Washer-Lock	8	131-1821	1	Mount-Engine
2	63-7400	1	Washer-Rebound	9	138-8198	1	Engine-Yanmar
3	87-7510	8	Washer-Flat	10	132-6304-03	1	Bracket-Engine
4	99-5132	8	Bolt	11	133-7894	1	Bracket-Wire, LH
5	104-8301	3	Nut-HF, NI	12	323-13	1	Screw-HH
6	108-9470	1	Harness-Wire, Fusible Link	13	323-6	2	Screw-HH
7	120-4176	1	Coupling-Spring, Flywheel	14	33115-020	5	Screw-HH

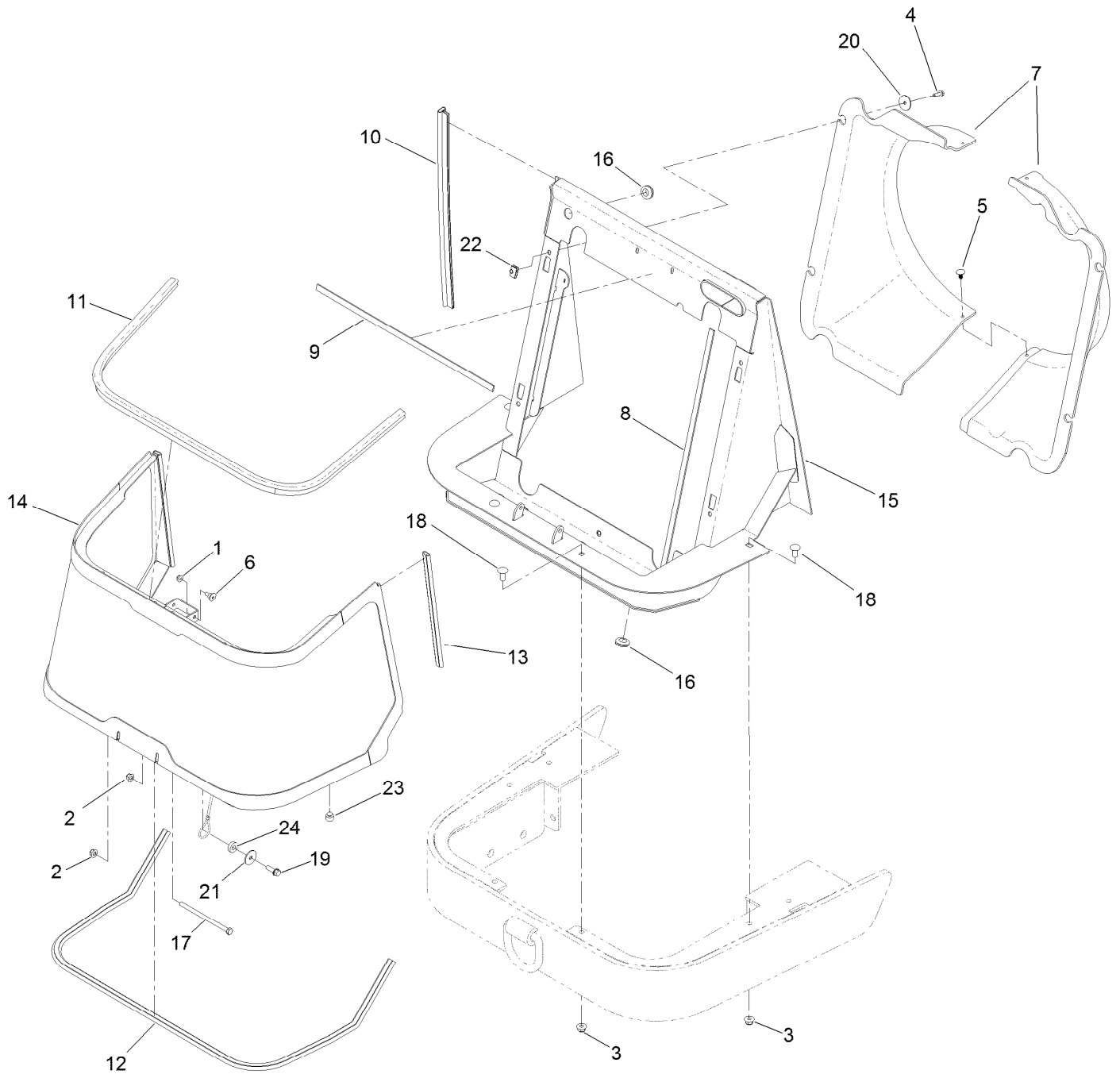
# Exhaust and Bracket Assembly



## Exhaust and Bracket Assembly (continued)

<i>Ref.</i>	<i>Part Number</i>	<i>Qty.</i>	<i>Description</i>	<i>Ref.</i>	<i>Part Number</i>	<i>Qty.</i>	<i>Description</i>
1	18-2130	2	Clamp	9	132-6304-03	1	Bracket-Engine
2	48-9590	4	Washer-Lock	10	133-7870	1	Tube-Exhaust
3	63-7400	1	Washer-Rebound	11	133-7893-03	1	Bracket-Exhaust
4	104-8301	3	Nut-HF, NI	12	323-13	1	Screw-HH
5	121-3058	1	Gasket-Exhaust	13	323-6	2	Screw-HH
6	121-3060	1	Flange-Exhaust	14	33004-00	4	Nut-HF
7	122-0940	1	Bracket-Harness, Engine	15	33104-016	1	Screw-HHF
8	131-1821	1	Mount-Engine	16	33115-020	6	Screw-HH

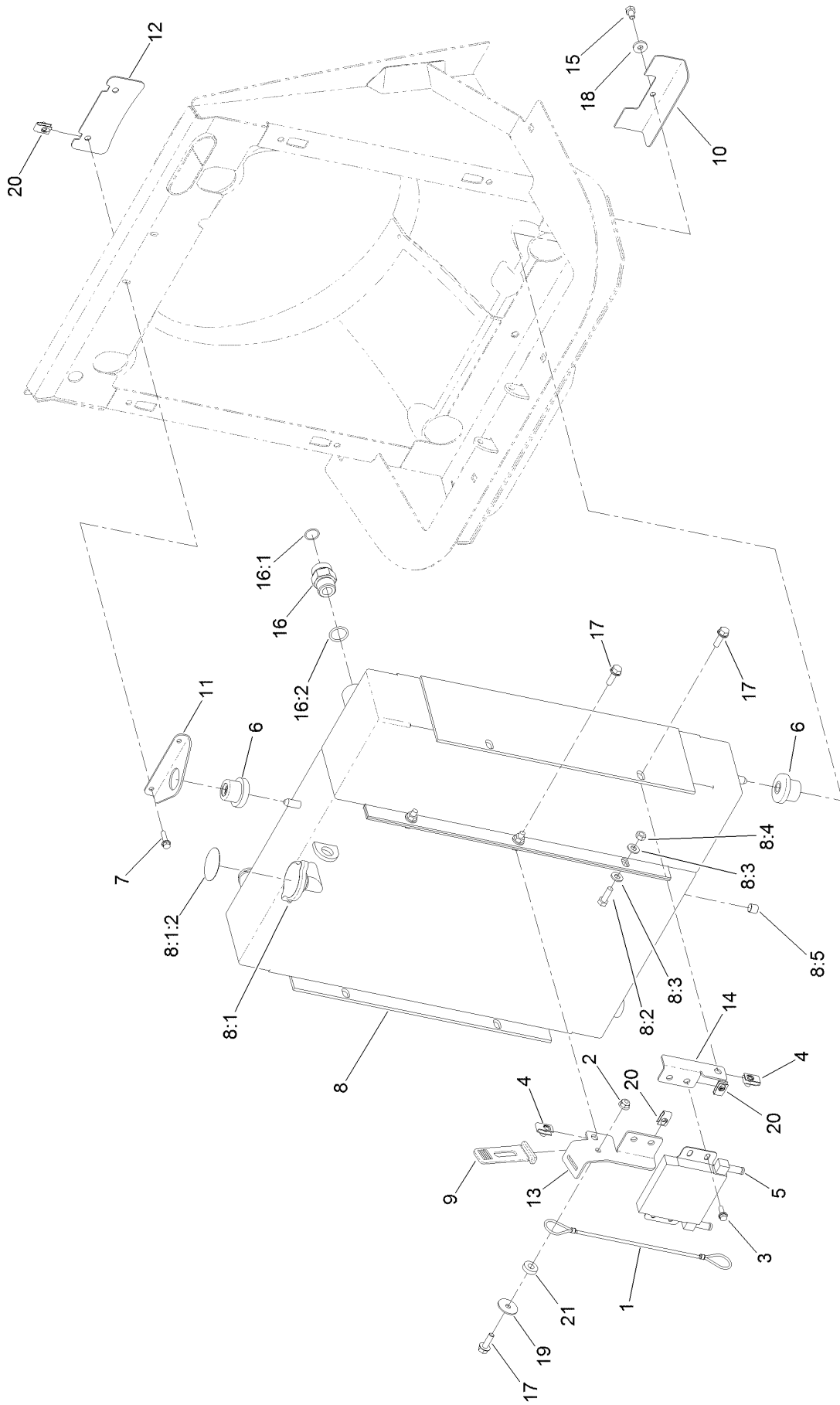
# Screen and Support Assembly



## Screen and Support Assembly (continued)

<i>Ref.</i>	<i>Part Number</i>	<i>Qty.</i>	<i>Description</i>	<i>Ref.</i>	<i>Part Number</i>	<i>Qty.</i>	<i>Description</i>
1	104-7201	1	Nut-HF, NI	13	138-2028	2	Seal-Bulb
2	104-8300	2	Nut-HF, NI	14	138-2030-03	1	Screen
3	104-8301	4	Nut-HF, NI	15	138-4175-01	1	Mount-Cooling
4	115-5103	4	Screw-HHF	16	237-124	3	Grommet
5	117-2382	2	Plug-Plastic	17	322-49	1	Bolt-HH
6	125-1122	1	Screw	18	3231-27	4	Screw-CARR
7	136-5166	1	Fan Shroud ASM	19	3234-29	1	Screw-HHF
8	136-9862	2	Seal-Foam	20	3256-55	4	Washer-Flat
9	136-9865	2	Seal-Foam	21	3256-57	1	Washer-Flat
10	138-2025	2	Seal-Bulb	22	107069	4	Clip
11	138-2026	1	Seal-Bulb	23	107-8042	2	Bumper-Rubber
12	138-2027	1	Seal-Bulb	24	5-0652	1	Spacer

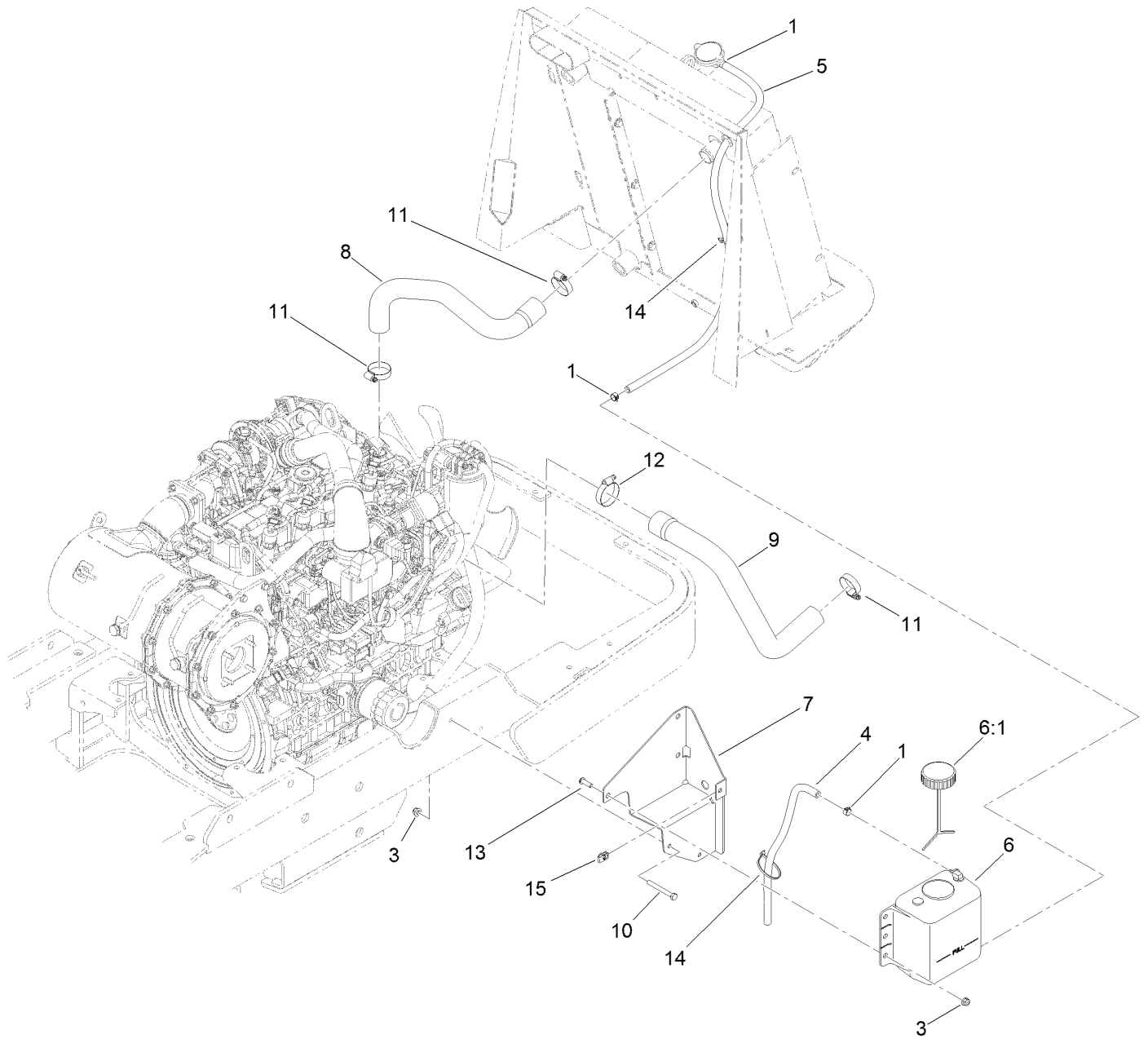
# Radiator Assembly



## Radiator Assembly (continued)

<i>Ref.</i>	<i>Part Number</i>	<i>Qty.</i>	<i>Description</i>	<i>Ref.</i>	<i>Part Number</i>	<i>Qty.</i>	<i>Description</i>
1	93-9595	1	Lanyard	10	138-1855	1	Bracket-Clamp
2	104-8300	1	Nut-HF, NI	11	138-2029	1	Bracket-Clamp
3	115-5103	4	Screw-HHF	12	138-2049	1	Plate-Clamp
4	94-2413	2	Nut-U	13	138-3750	1	Bracket-Cooler, RH
5	116-7205	1	Cooler	14	138-3751	1	Bracket-Cooler, LH
6	119-1422	3	Mount-Isolator	15	322-1	1	Screw-HH
7	120-4654	2	Screw-HHF	16	340-9	2	Fitting-STR
8	131-5630	1	Radiator Cooler ASM	16:1	237-58	1	O-Ring
8:1	119-1430	1	Radiator Cap ASM	16:2	237-81	1	O-Ring
8:1:2	117-3276	1	Decal-Danger	17	3234-29	3	Screw-HHF
8:2	33114-025	6	Screw-HH	18	88-7200	1	Washer-Flat
8:3	33094-00	12	Washer-Plain	19	3256-57	1	Washer-Flat
8:4	33014-00	6	Nut-Hex	20	107069	6	Clip
8:5	99-8551	1	Plug-Pipe	21	5-0652	1	Spacer
9	131-8402	1	Strap-Down, Hold				

# Engine Cooling and Hose Assembly

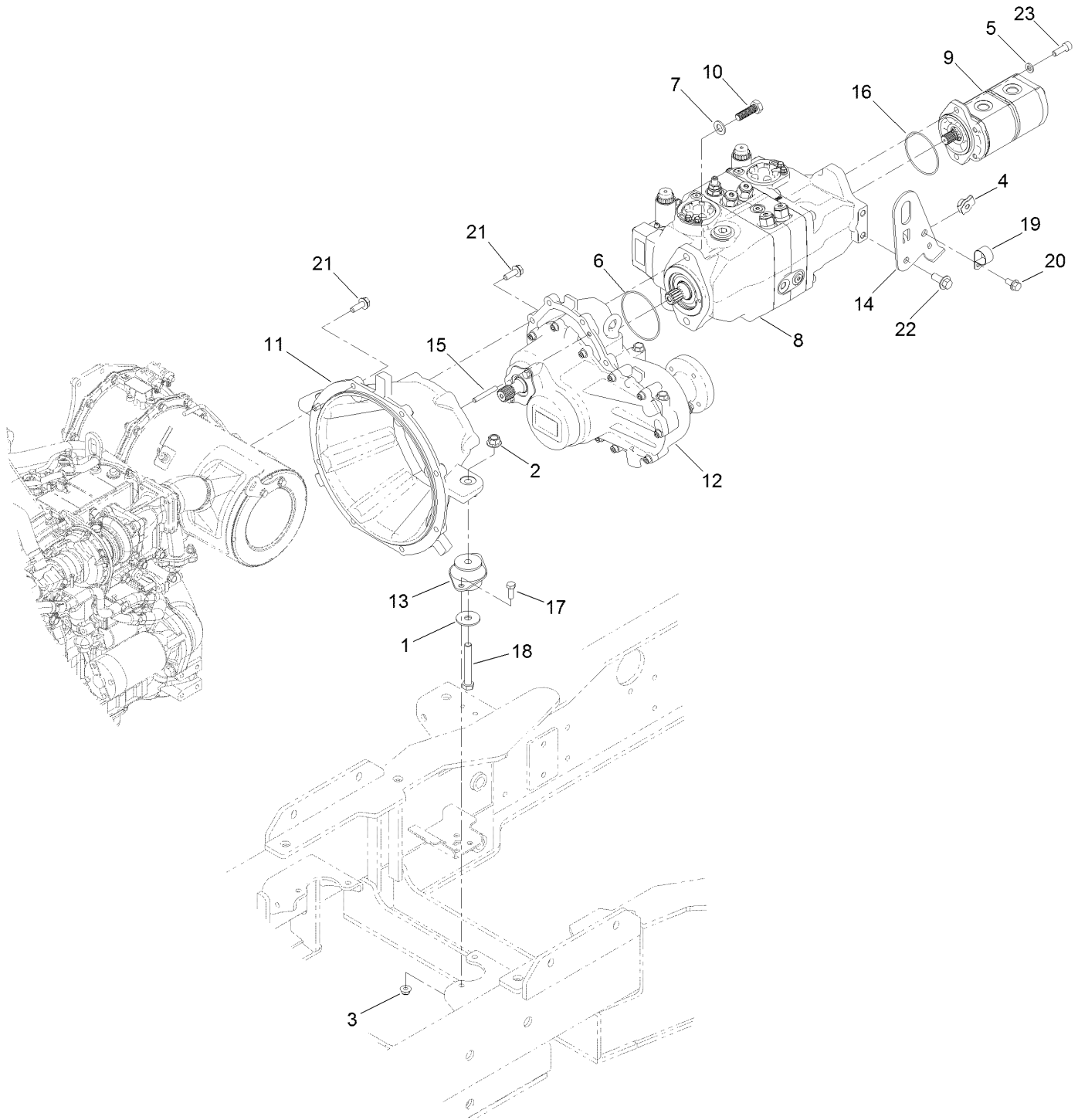




## Engine Cooling and Hose Assembly (continued)

<i>Ref.</i>	<i>Part Number</i>	<i>Qty.</i>	<i>Description</i>	<i>Ref.</i>	<i>Part Number</i>	<i>Qty.</i>	<i>Description</i>
1	92-2379	3	Clamp-Hose	9	136-5179	1	Hose-Coolant, Lower
3	104-8300	5	Nut-HF, NI	10	322-13	2	Screw-HH
4	110-4109	1	Hose-Fuel	11	2412-111	3	Clamp-Hose, W/Liner
5	110-4114	1	Hose-Fuel	12	2412-3	1	Clamp-Hose
6	120-5571	1	Coolant Reservoir ASM	13	3274-104	3	Screw-HSBH
6:1	87-7050	1	Cap-Reservoir	14	3290-378	2	Tie-Cable
7	136-5171-01	1	Bracket-Bottle	15	107069	1	Clip
8	136-5178	1	Hose-Coolant, Upper				

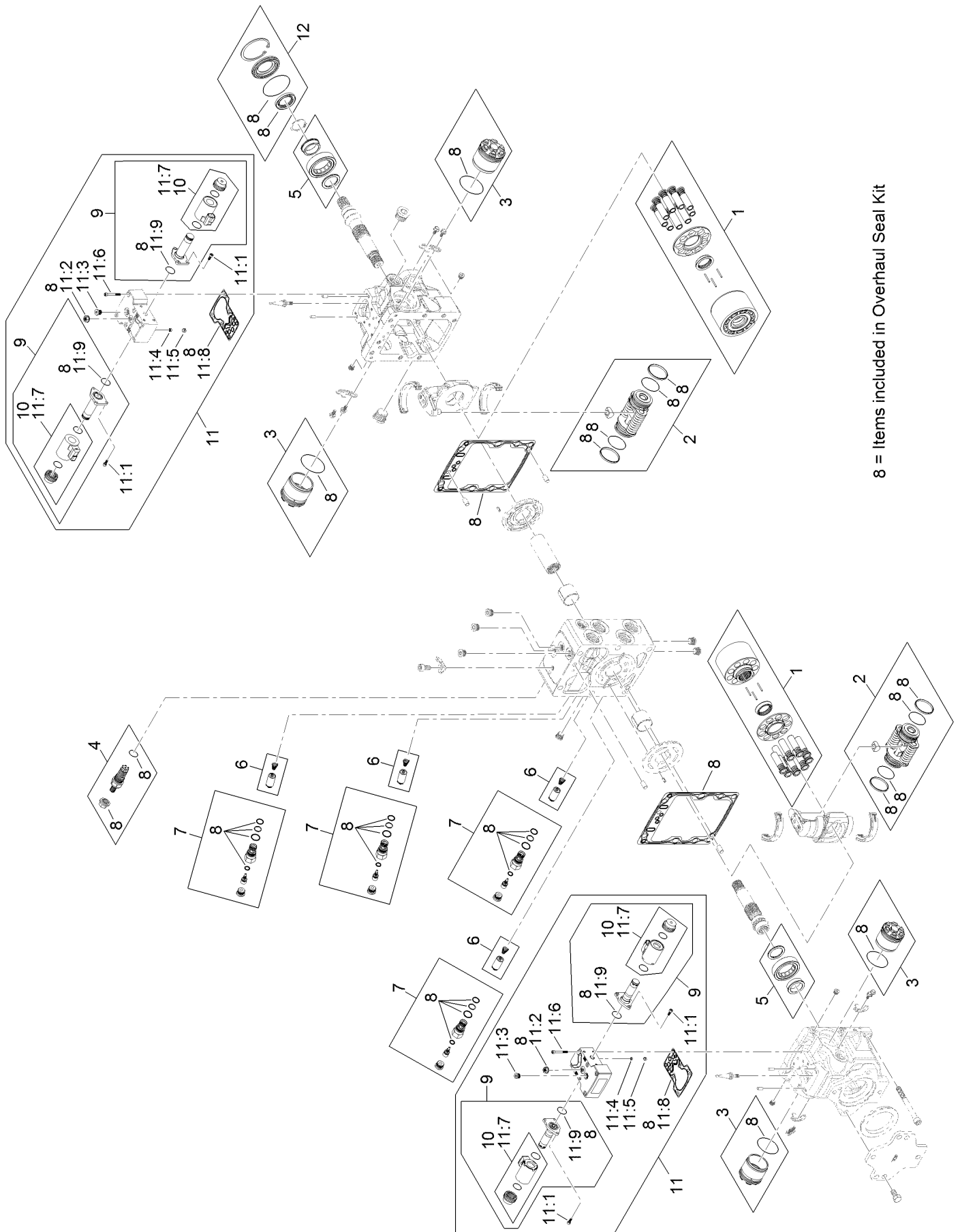
# Transmission, Gearbox and Gear Pump Assembly



## Transmission, Gearbox and Gear Pump Assembly (continued)

<i>Ref.</i>	<i>Part Number</i>	<i>Qty.</i>	<i>Description</i>	<i>Ref.</i>	<i>Part Number</i>	<i>Qty.</i>	<i>Description</i>
1	86-1990	2	Washer-Thrust	12	138-4083	1	Gearbox ASM
2	99-5107	2	Nut-Lock	13	133-7877	2	Mount-Engine
3	104-8301	4	Nut-HF, NI	14	133-7910-03	1	Plate-Hanger, Pump
4	105-4886	1	Nut-Tinnerman	15	136-5260	2	Pin-Dowel
5	107-1413	2	Washer-Hardened	16	237-161	1	O-Ring
6	107-9447	1	O-Ring	17	323-6	4	Screw-HH
7	115-7144	2	Washer-Flat	18	325-14	2	Screw-HH
8	131-5625	1	Hydraulic Tandem Pump ASM	19	2412-126	1	R-Clamp
9	131-5632	1	Dual Gear Pump ASM	20	3234-1	1	Screw-HHF
10	AU615-14045	2	Screw-HH	21	33105-030	15	Screw-HHF
11	132-8195	1	Housing-Flywheel	22	33106-020	1	Screw-HHF
				23	AU862-10030	2	Screw-HSH

# Hydraulic Tandem Pump Assembly No. 131-5625

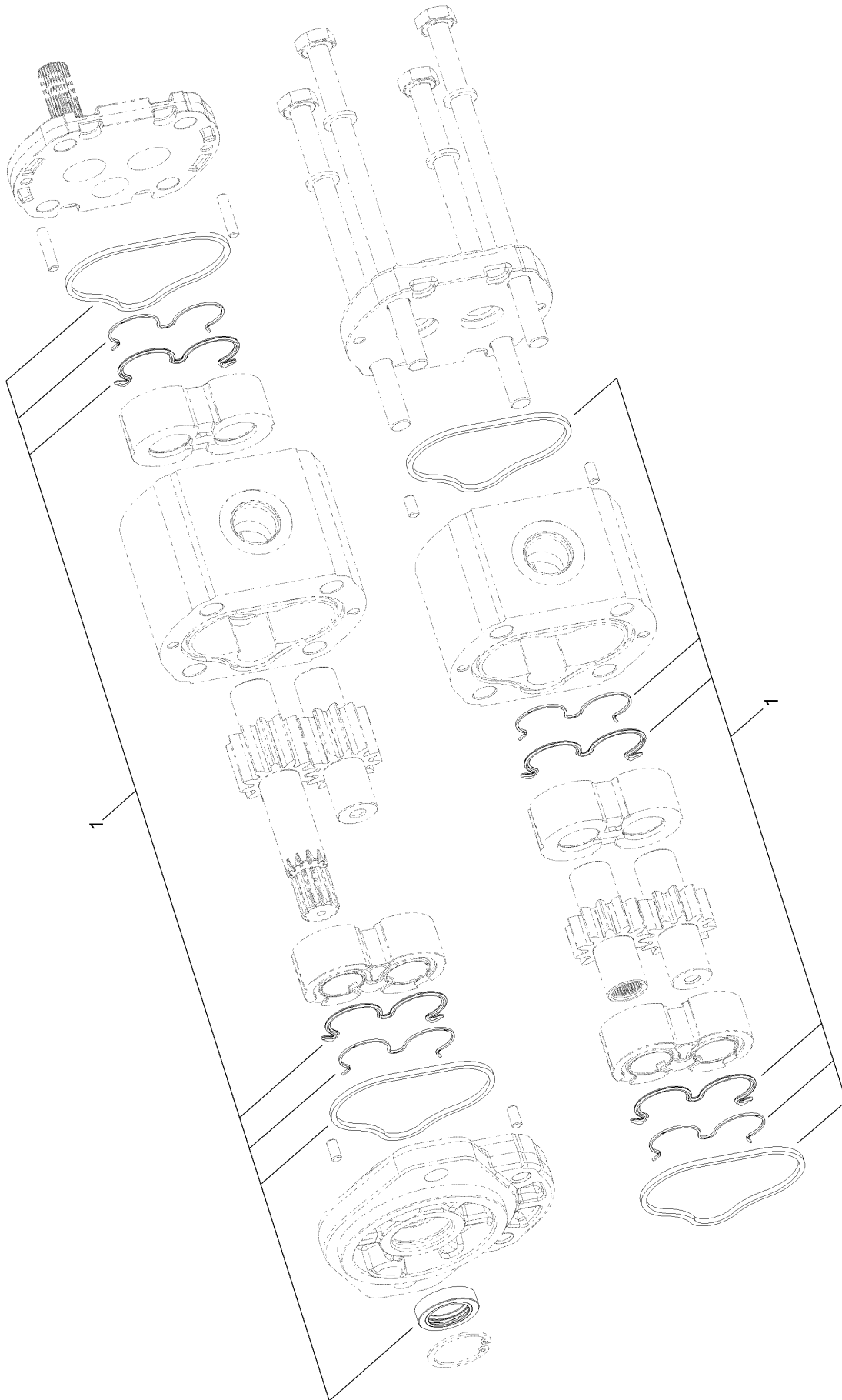


8 = Items included in Overhaul Seal Kit

# Hydraulic Tandem Pump Assembly No. 131-5625 (continued)

<i>Ref.</i>	<i>Part Number</i>	<i>Qty.</i>	<i>Description</i>	<i>Ref.</i>	<i>Part Number</i>	<i>Qty.</i>	<i>Description</i>
1	121-1723	2	Cylinder Block Kit	11:1	125-5272	6	Screw
2	121-1725	2	Servo Piston ASM	11:2	125-5273	1	Nut-Seal
3	136-4996	4	Servo Cylinder ASM	11:3	125-5302	1	Plug
4	136-8296	1	Charge Relief Valve Kit	11:4	125-5266	1	Screen
5	125-5279	1	Bearing-Roller	11:5	125-5269	1	Ring-Locking
6	138-7864	4	S C R Valve ASM	11:6	125-5274	6	Screw
7	138-7865	4	S C R Valve Plug ASM	11:7	125-5294	2	Coil Kit
8	136-8295	1	Overhaul Seal Kit	11:8	125-5283	1	Gasket-Control
9	138-7866	4	Valve-Solenoid	11:9	125-5288	2	O-Ring
10	125-5294	4	Coil Kit	12	121-1729	1	Shaft Seal Kit
11	125-5295	2	Control Kit (12 Volt)				

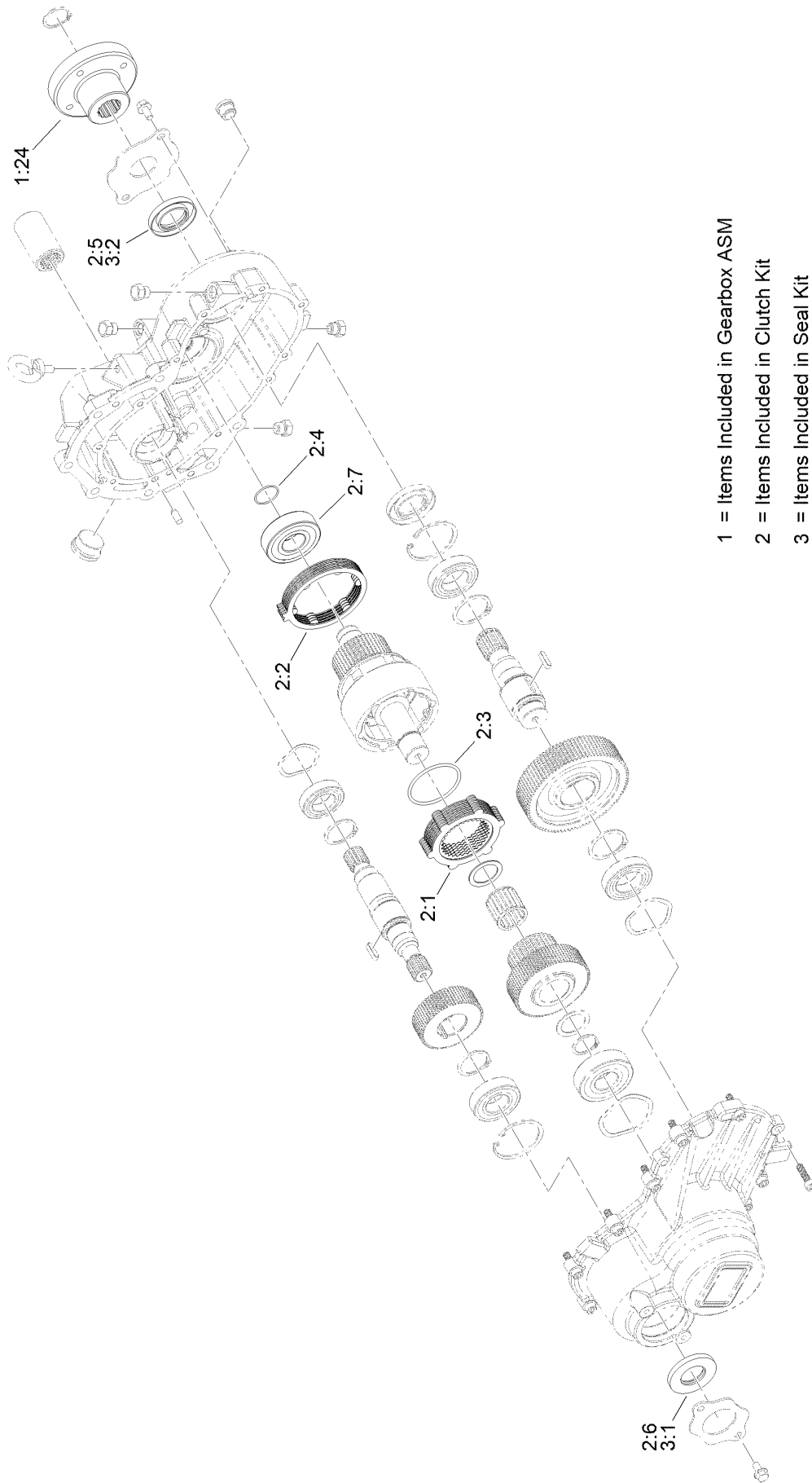
# Hydraulic Gear Pump Assembly No. 131-5632



# Hydraulic Gear Pump Assembly No. 131-5632 (continued)

<i>Ref.</i>	<i>Part Number</i>	<i>Qty.</i>	<i>Description</i>
1	138-7818	1	Seal Kit

# Gearbox Assembly No. 138-4083

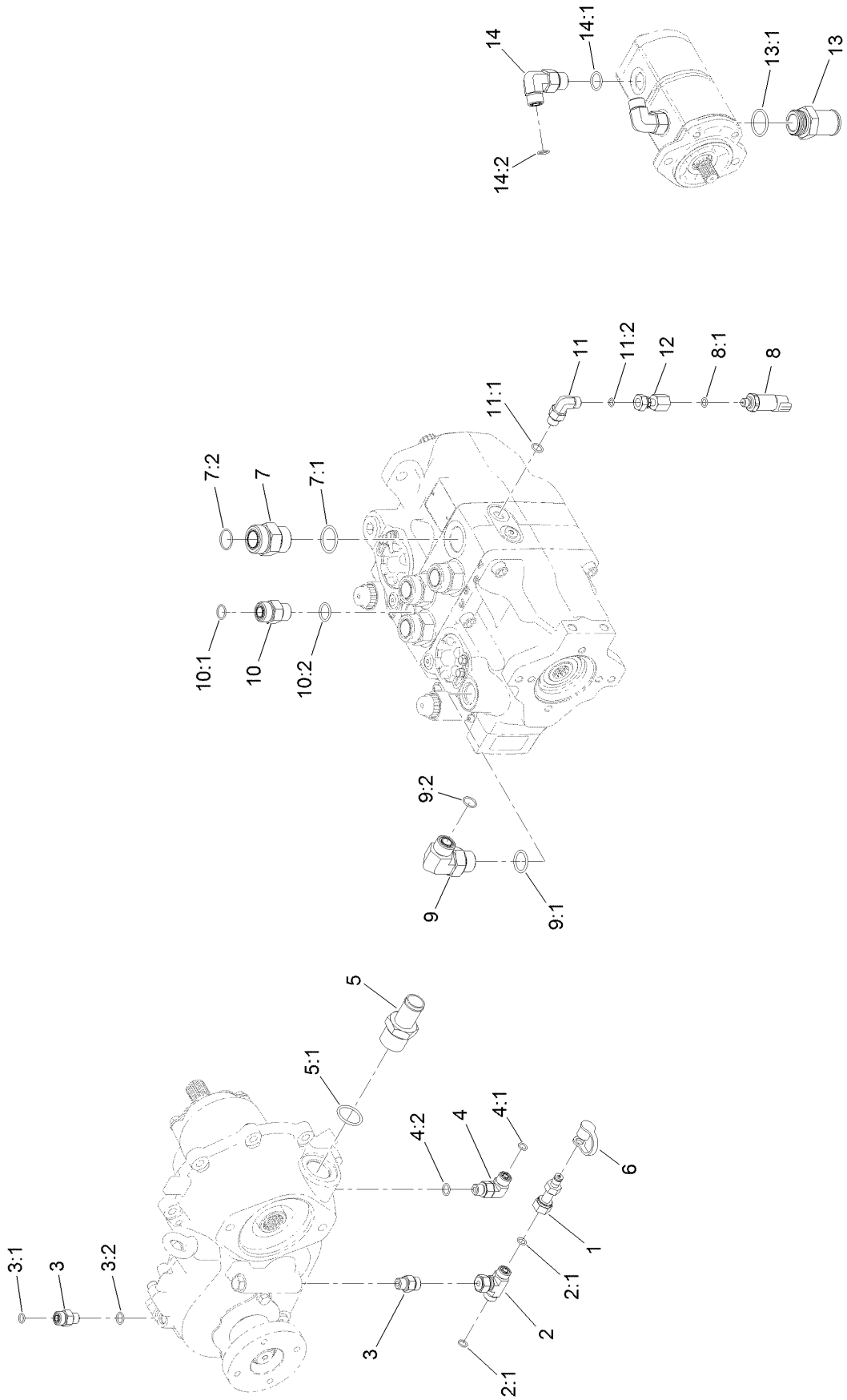




## Gearbox Assembly No. 138-4083 (continued)

<i>Ref.</i>	<i>Part Number</i>	<i>Qty.</i>	<i>Description</i>	<i>Ref.</i>	<i>Part Number</i>	<i>Qty.</i>	<i>Description</i>
1	133-4750	1	Gearbox ASM	2:5	131-5584	1	Seal-Oil
1:24	136-9555	1	Hub-Driveshaft	2:6	133-4775	1	Seal-Oil
2	136-5280	1	Clutch Kit	2:7	131-5582	1	Bearing-Ball
2:1	136-5285	1	Clutch Pack ASM	3	136-5281	1	Seal Kit
2:2	136-5286	1	Brake Pack ASM	3:1	133-4775	1	Seal-Oil
2:3	237-173	1	O-Ring	3:2	131-5584	1	Seal-Oil
2:4	132-7837	1	O-Ring				

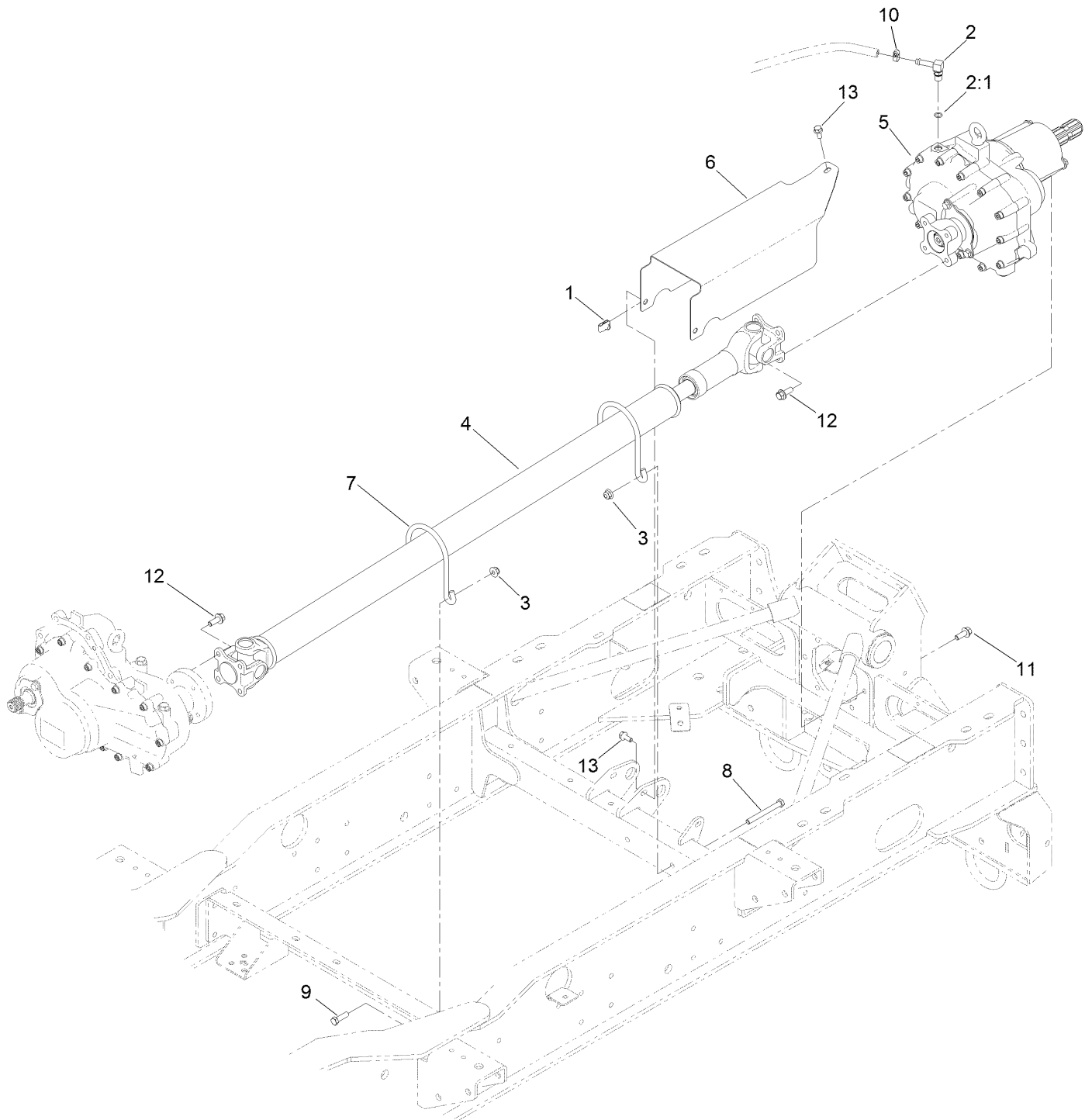
# Transmission, Gearbox and Gear Pump Fitting Assembly



## Transmission, Gearbox and Gear Pump Fitting Assembly (continued)

<i>Ref.</i>	<i>Part Number</i>	<i>Qty.</i>	<i>Description</i>	<i>Ref.</i>	<i>Part Number</i>	<i>Qty.</i>	<i>Description</i>
1	86-5480	1	Nipple-Test	8:1	237-78	1	O-Ring
2	340-166	1	Fitting-Tee	9	340-139	1	Fitting-Elbow 90
2:1	237-22	2	O-Ring	9:1	237-81	1	O-Ring
3	340-2	2	Fitting-Straight	9:2	237-65	1	O-Ring
3:1	237-22	1	O-Ring	10	340-7	1	Fitting-Straight
3:2	237-42	1	O-Ring	10:1	237-65	1	O-Ring
4	340-77	1	Fitting-Elbow, 90 DEG	10:2	237-80	1	O-Ring
4:1	237-22	1	O-Ring	11	340-82	2	Fitting-Elbow, 90 DEG
4:2	237-42	1	O-Ring	11:1	237-42	1	O-Ring
5	354-78	1	Fitting-STR	11:2	237-21	1	O-Ring
5:1	237-146	1	O-Ring	12	AU8SA60404	2	Fitting-Straight
6	354-79	1	Cap-Dust	13	125-1528	1	Fitting-STR
7	104-3797	4	Fitting-Straight	13:1	237-146	1	O-Ring
7:1	237-146	1	O-Ring	14	340-105	2	Fitting-Elbow, 90 DEG
7:2	340-65	1	O-Ring	14:1	237-80	1	O-Ring
8	119-0011	2	Pressure Transducer ASM	14:2	237-30	1	O-Ring

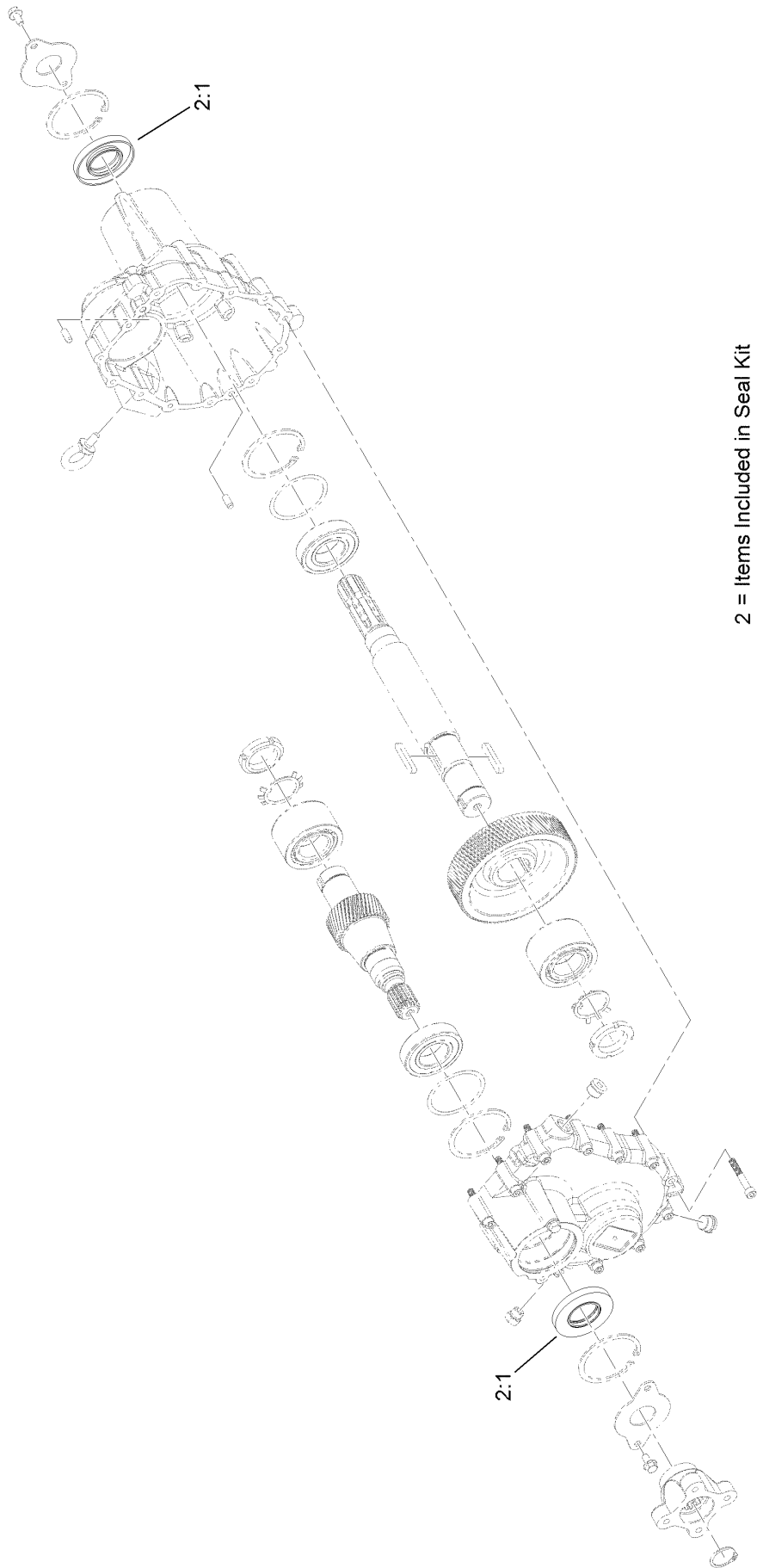
# Driveshaft and Gearbox Assembly



## Driveshaft and Gearbox Assembly (continued)

<i>Ref.</i>	<i>Part Number</i>	<i>Qty.</i>	<i>Description</i>	<i>Ref.</i>	<i>Part Number</i>	<i>Qty.</i>	<i>Description</i>
1	94-2413	2	Nut-U	7	136-9977	2	Rod-Guard
2	126-2927	1	Fitting-90 DEG	8	323-15	2	Screw-HH
2:1	237-42	1	O-Ring	9	323-7	2	Screw-HH
3	104-8301	4	Nut-HF, NI	10	2412-108	1	Clamp-Worm
4	132-7844	1	Driveshaft ASM	11	3234-11	6	Screw-HHF
5	133-4790	1	Gearbox ASM	12	3234-42	8	Screw-HHF
6	136-5149-03	1	Shield-Driveshaft	13	3234-47	3	Screw-HHF

# Gearbox Assembly No. 133-4790

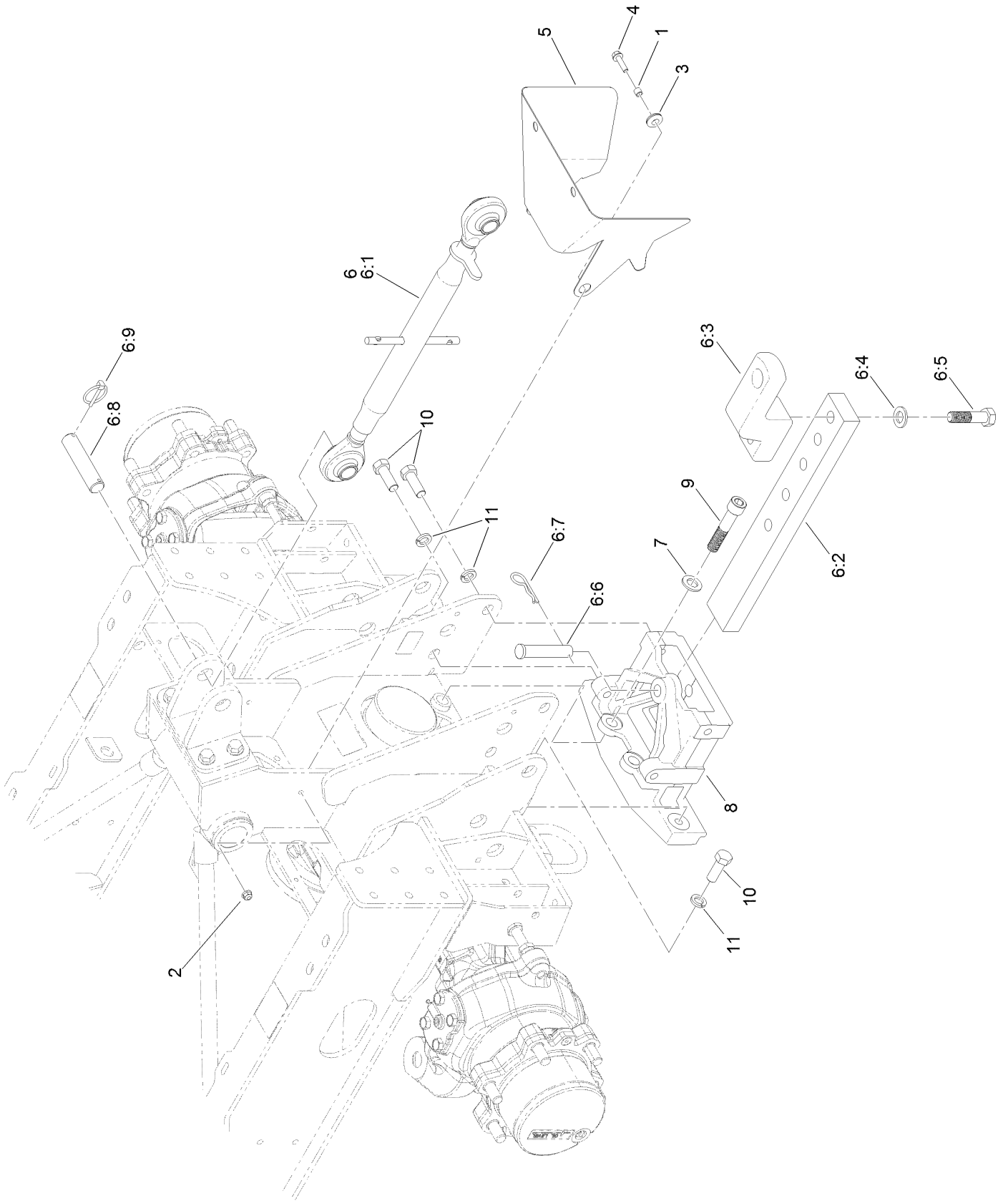


2 = Items Included in Seal Kit

## Gearbox Assembly No. 133-4790 (continued)

<i>Ref.</i>	<i>Part Number</i>	<i>Qty.</i>	<i>Description</i>
2	136-5279	1	Seal Kit
2:1	133-4882	2	Seal-Shaft

# Drawbar Hitch and Upper Link Assembly

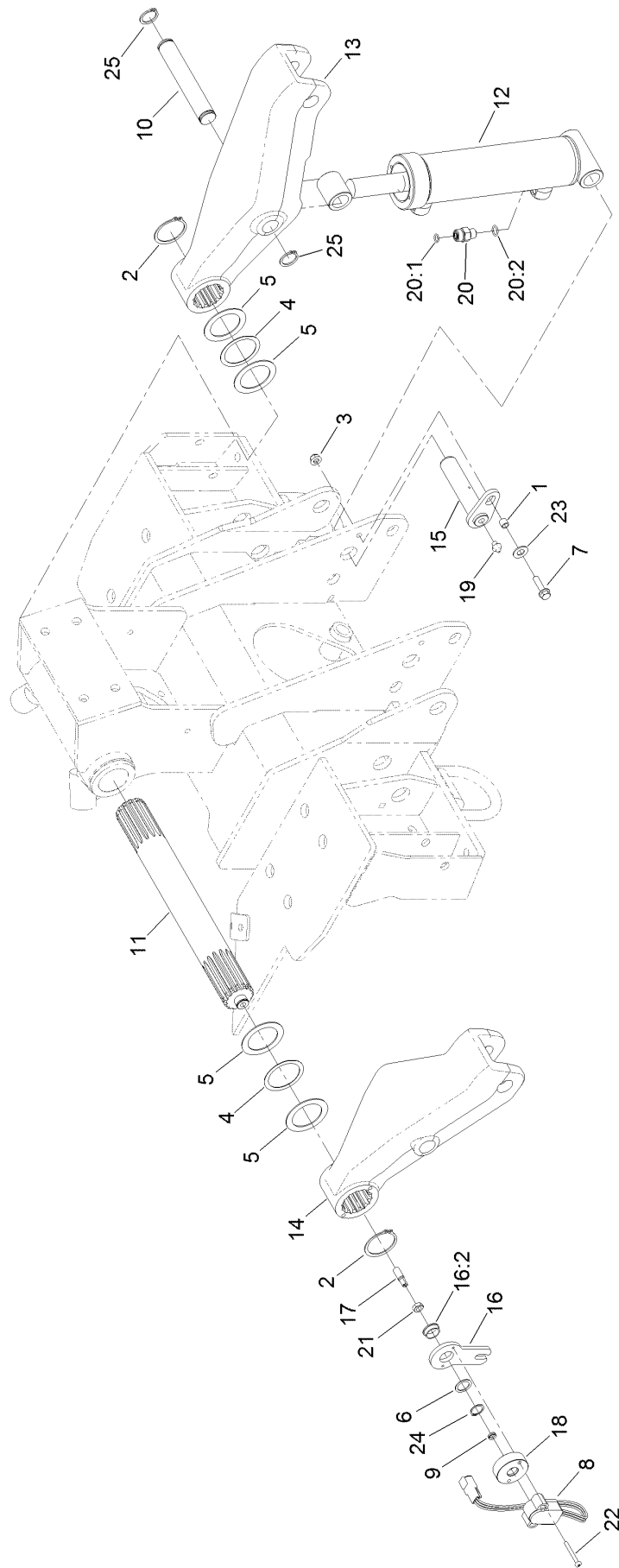




## Drawbar Hitch and Upper Link Assembly (continued)

<i>Ref.</i>	<i>Part Number</i>	<i>Qty.</i>	<i>Description</i>	<i>Ref.</i>	<i>Part Number</i>	<i>Qty.</i>	<i>Description</i>
1	1-633545	2	Spacer	6:5	136-5257	2	Screw-HH
2	104-8300	2	Nut-HF, NI	6:6	136-8908	1	Pin-Clevis
3	112-9559	2	Grommet	6:7	3290-343	1	Pin-Hair
4	119-4036	2	Screw-HHF	6:8	131-5443	1	Pin-Cylinder
5	133-7631-03	1	Shield-Shaft, PTO	6:9	92-1298	2	Pin-Lynch
6	136-5135	1	Drawbar Upper Arm ASM	7	136-5267	2	Washer-Plain
6:1	132-8090	1	Pitch Control Link ASM	8	136-5318	1	Support-Drawbar
6:2	133-7620-03	1	Drawbar	9	136-9729	2	Screw-HSH
6:3	133-7621-03	1	Hammer Strap	10	327-5	6	Screw-HH
6:4	136-5267	2	Washer-Plain	11	3253-23	6	Washer-Lock

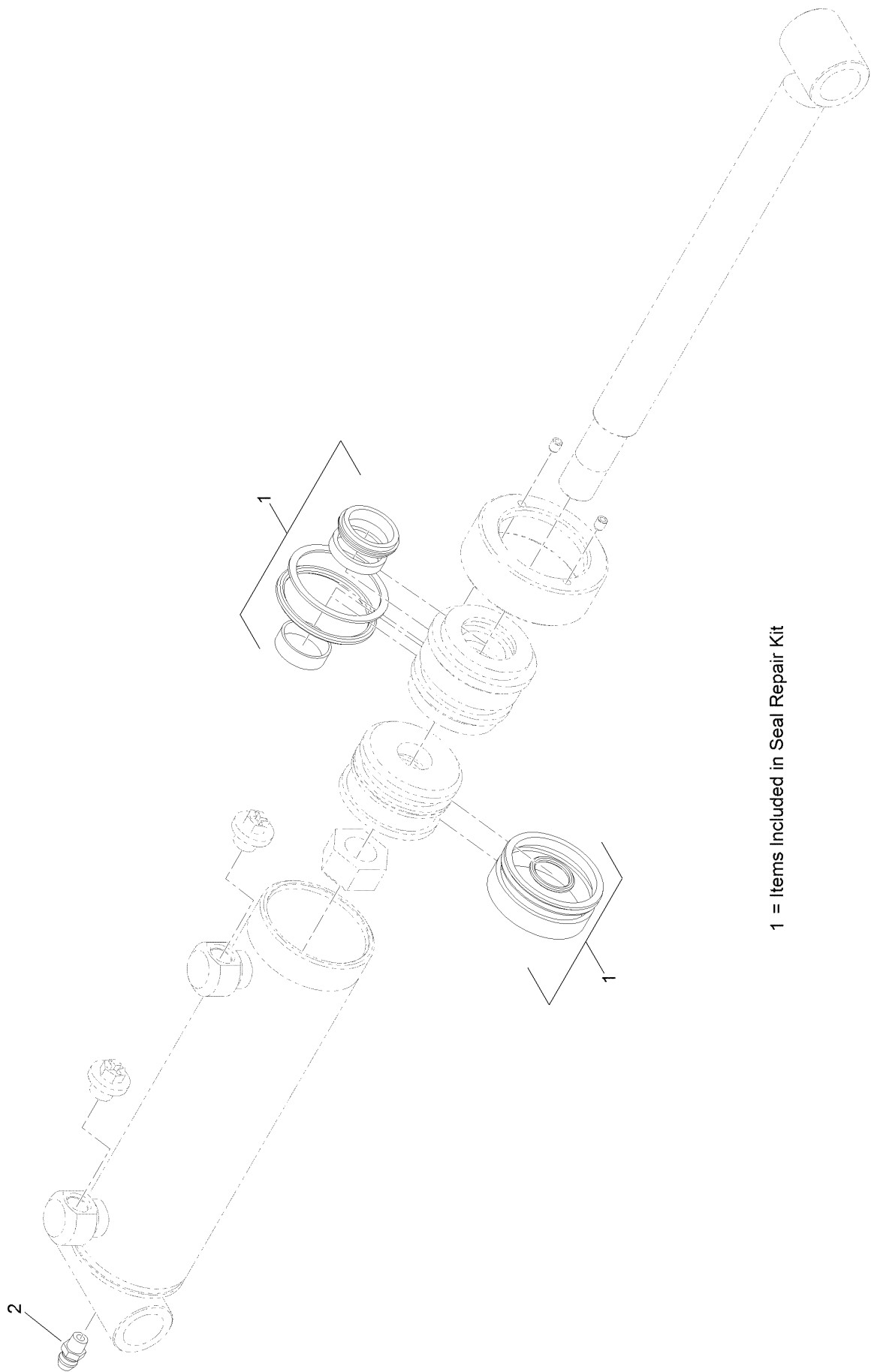
# Rear Lift Assembly



## Rear Lift Assembly (continued)

<i>Ref.</i>	<i>Part Number</i>	<i>Qty.</i>	<i>Description</i>	<i>Ref.</i>	<i>Part Number</i>	<i>Qty.</i>	<i>Description</i>
1	1-633545	2	Spacer	15	133-7638	2	Pin ASM
2	100-4196	2	Ring-Retaining	16	133-7800	1	Sensor Stop ASM
3	104-8300	2	Nut-HF, NI	16:2	99-4243	1	Bushing-Flange
4	107-3947	2	Washer-Nylon	17	133-7804	1	Shaft-Sensor
5	115-0169	4	Washer-Thrust	18	133-7805	1	Spacer-Sensor
6	115-7210	1	Washer-Thrust	19	302-2	2	Fitting-Grease
7	119-4036	2	Screw-HHF	20	340-2	4	Fitting-Straight
8	122-0943	1	Sensor-Position	20:1	237-22	1	O-Ring
9	131-3187	1	Seal-V-Ring	20:2	237-42	1	O-Ring
10	131-5444	2	Pin	21	3220-3	1	Nut-HJ
11	132-6439	1	Shaft-Spline	22	3250-48	2	Screw-PPH
12	133-7622	2	Cylinder-HYD	23	3256-25	2	Washer-Flat
13	133-7626	1	Arm-Lift, RH	24	32120-72	1	Ring-Snap
14	133-7628	1	Arm-Lift, LH	25	32151-36	4	Ring-Retaining

# Hydraulic Cylinder Assembly No. 133-7622

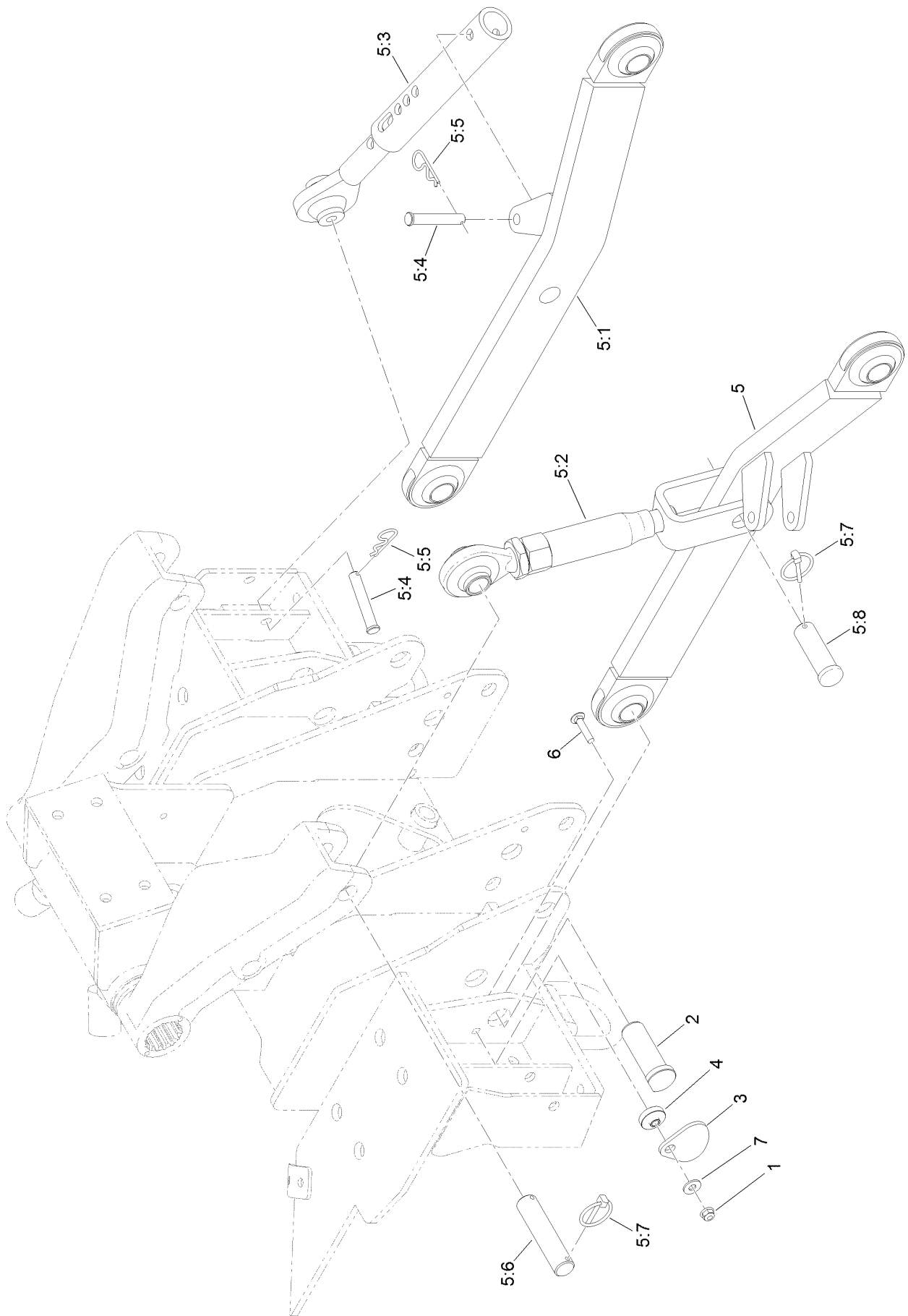


1 = Items Included in Seal Repair Kit

# Hydraulic Cylinder Assembly No. 133-7622 (continued)

<i>Ref.</i>	<i>Part Number</i>	<i>Qty.</i>	<i>Description</i>
1	138-7821	1	Seal Repair Kit
2	302-5	1	Fitting-Grease

# Lower Link Assembly



## Lower Link Assembly (continued)

<i>Ref.</i>	<i>Part Number</i>	<i>Qty.</i>	<i>Description</i>	<i>Ref.</i>	<i>Part Number</i>	<i>Qty.</i>	<i>Description</i>
1	104-8300	2	Nut-HF, NI	5:4	283-55	3	Pin-Clevis
2	133-7623	2	Pin-Lower	5:5	92-2762	3	Pin-Hair
3	133-7624	2	Plate-Latch	5:6	131-5443	1	Pin-Cylinder
4	133-7629	2	Hub-Latch	5:7	92-1298	3	Pin-Lynch
5	136-5134	2	3-Pt Standard Arm ASM	5:8	131-5650	1	Pin-Clevis
5:1	133-7806-03	1	Link-Lower	6	3230-4	2	Bolt-CARR
5:2	136-5140	1	Lift Link ASM	7	3256-3	2	Washer-Flat
5:3	133-7820	1	Stabilizer ASM				



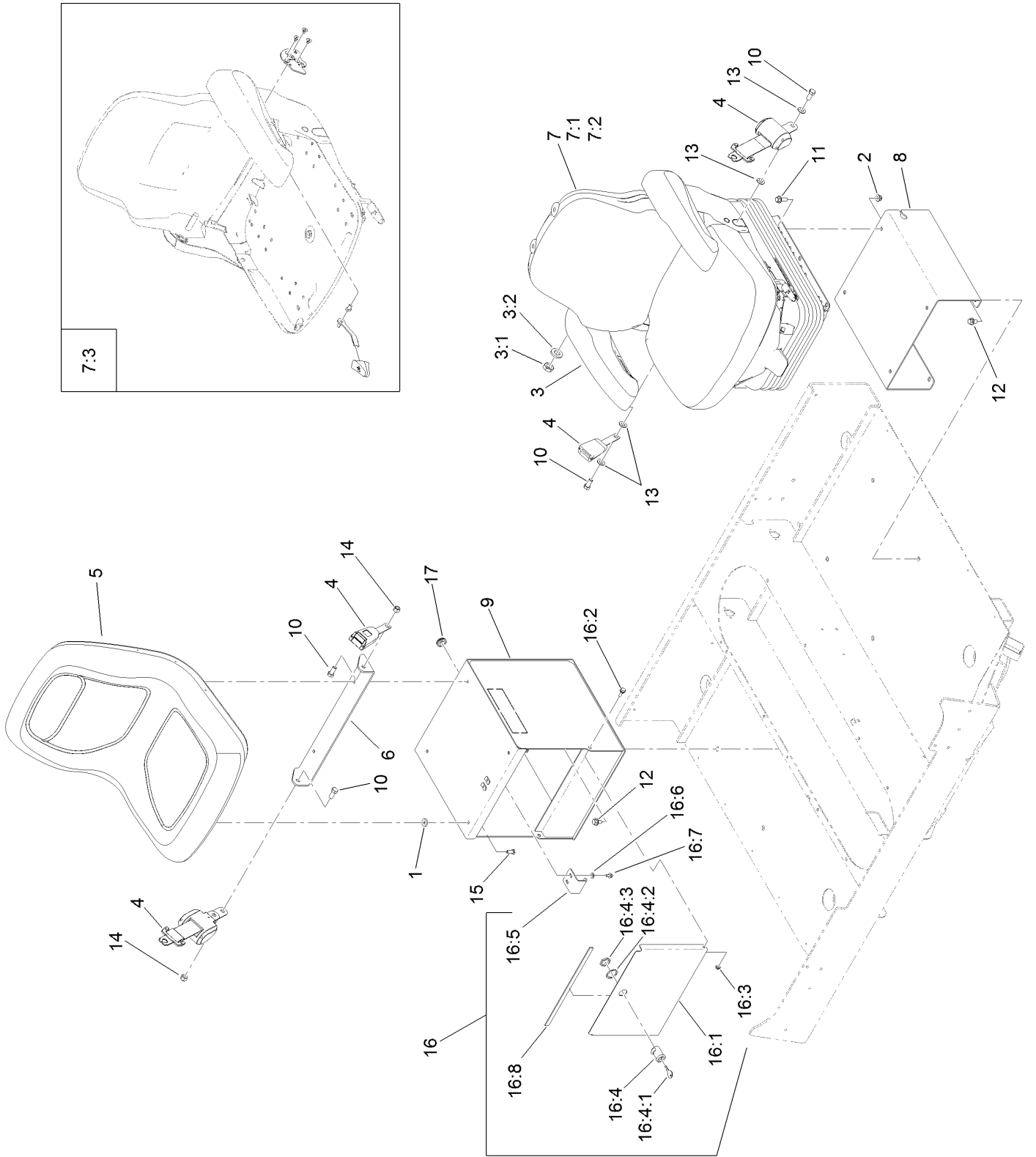


## Operator Platform Assembly (continued)

<i>Ref.</i>	<i>Part Number</i>	<i>Qty.</i>	<i>Description</i>	<i>Ref.</i>	<i>Part Number</i>	<i>Qty.</i>	<i>Description</i>
1	5-0652	2	Spacer	14	136-9791	2	Plug-Panel
2	94-2413	4	Nut-U	15	136-9996-03	1	Fender-Front, RH
3	99-5107	4	Nut-Lock	16	136-9997-03	1	Fender-Front, LH
4	104-8300	2	Nut-HF, NI	17	138-1861-03	1	Bracket-Seal
5	104-8301	8	Nut-HF, NI	18	138-2015	1	Foam-LH
6	138-8134	2	Grommet-Web	19	138-2016	1	Foam-RH
7	110-5954	4	Mount-Center, Bonded	20	104-7201	4	Nut-HF, NI
8	115-5519	4	Washer-Plain	21	138-2716	1	Roof-Short
9	120-4654	6	Screw-HHF	22	3234-17	6	Screw-HHF
10		1	Platform ASM ●	23	3234-40	4	Screw-HF
10:2	138-3796	1	Decal-Safety, Battery	24	3234-42	8	Screw-HHF
10:3	131-8410	1	Decal-Danger, Fuel	25	107069	15	Clip
10:4	138-3797	2	Decal-Safety, ROPS	26	108-8452	1	Decal-Logo
10:5	136-9873	1	Decal-Safety	28	138-8046-03	1	Insert-Roof
10:7	138-4136	1	Decal-Parking Brake Release	29	117-2382	10	Plug-Plastic
12	136-7176	6	Washer-Fender	30	107069	6	Clip
13	136-9630-03	2	Step	31	3229-2	4	Screw-CARR
				32	138-2949-03	2	Plate-Retainer

● Not serviced separately

# Seat Mount Assembly

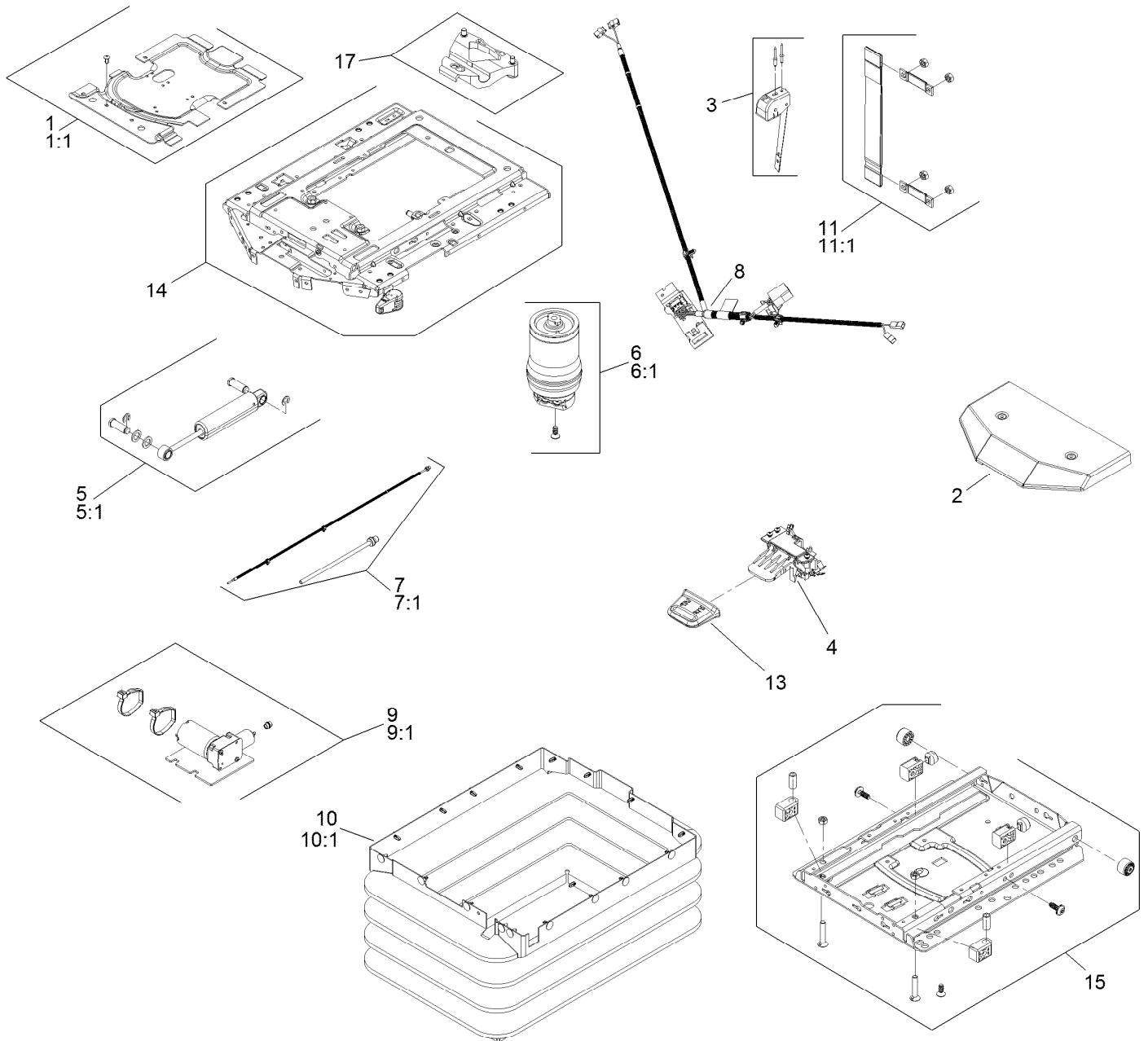


## Seat Mount Assembly (continued)

<i>Ref.</i>	<i>Part Number</i>	<i>Qty.</i>	<i>Description</i>	<i>Ref.</i>	<i>Part Number</i>	<i>Qty.</i>	<i>Description</i>
1	104-7658	2	Spacer	13	3256-25	4	Washer-Flat
2	104-8301	4	Nut-HF, NI	14	3296-7	2	Nut-Lock
3	108-8020	1	RH Armrest ASM	15	33114-020	4	Screw-HH
3:1	82-9650	1	Nut	16	130-4831	1	Seat Storage Kit
3:2	107-1198	1	Washer	16:1	136-9990-03	1	Cover-Front
4	110-0413	2	Seatbelt-Retractable	16:2	120-7024	2	Screw-Shoulder, HWH
5	112-2923	1	Seat ASM	16:3	104-7201	2	Nut-HF, NI
6	119-0727-03	1	Bracket-Belt, Seat	16:4	98-9315	1	Latch-Locking
7	130-2701	1	Seat And Suspension ASM	16:4:1	99-8350	2	Key-Latch, Locking
7:1	130-2702	1	Air Ride Seat Suspension	16:4:2		1	Washer-Switch ●
7:2	117-5676	1	Premium Seat ASM	16:4:3		1	Nut-Switch ●
7:3	132-1304	1	Backrest Adjustment Kit	16:5	136-9991	1	Plate-Latch
8	136-9751-03	1	Base-Seat, Deluxe	16:6	3256-22	2	Washer-Flat
9	138-2022-03	1	Base-Seat	16:7	3234-13	2	Screw-HHF
10	3212-4	4	Screw-HH	16:8	130-9174	1	Foam-Cooler, Short
11	3234-42	4	Screw-HHF	17	237-124	1	Grommet
12	3234-9	8	Screw-HHF				

● Not serviced separately

# Seat Suspension Assembly No. 130-2702

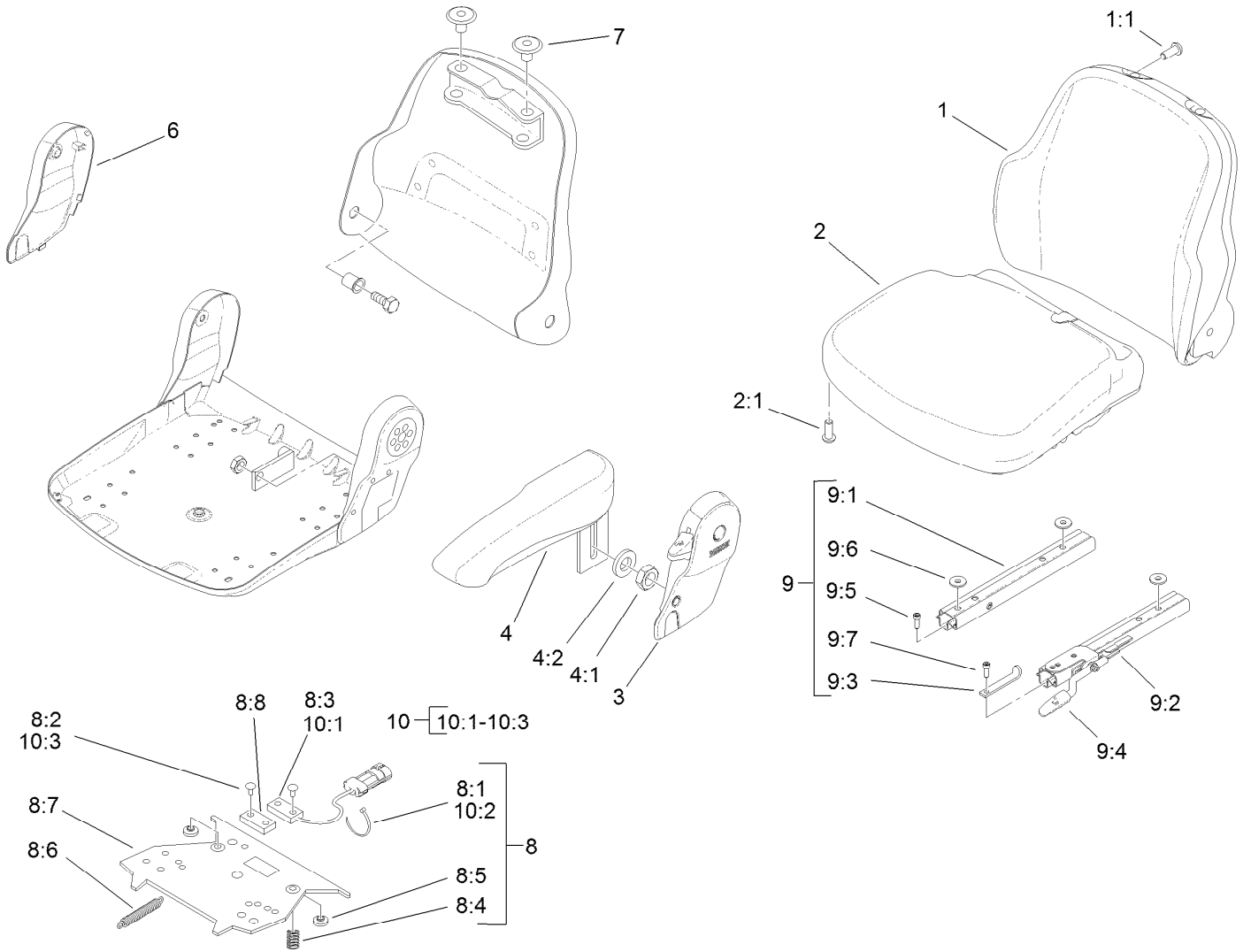


## Seat Suspension Assembly No. 130-2702 (continued)

<i>Ref.</i>	<i>Part Number</i>	<i>Qty.</i>	<i>Description</i>	<i>Ref.</i>	<i>Part Number</i>	<i>Qty.</i>	<i>Description</i>
1	130-2709	1	Cover ASM	9	130-2719	1	Compressor
1:1	130-2710	1	Cover Kit	9:1	130-2720	1	Compressor Kit
2	108-8027	1	Cover	10	130-2721	1	Bellows ASM
3	130-2711	1	Control-Level	10:1	130-2722	1	Bellows Kit
4	108-8029	1	Valve-Control, Air	11	130-2723	1	Tether
5	130-2712	1	Shock Absorber ASM	11:1	130-2724	1	Tether Kit
5:1	130-2713	1	Shock Absorber Kit	12	130-2725	1	Wear Parts Kit ●
6	130-2714	1	Air Spring ASM	13	130-2726	1	Handle
6:1	130-2715	1	Air Spring Kit	14	130-2727	1	Upper Suspension Kit
7	130-2716	1	Air Tube ASM	15	130-2728	1	Lower Suspension Kit
7:1	130-2717	1	Air Tube Kit	16	130-2729	1	Adjuster Mounting Kit ●
8	130-2718	1	Harness-Wire	17	130-2730	1	Limiters-Thrust

● Not illustrated

# Vinyl Premium Seat Assembly No. 117-5676

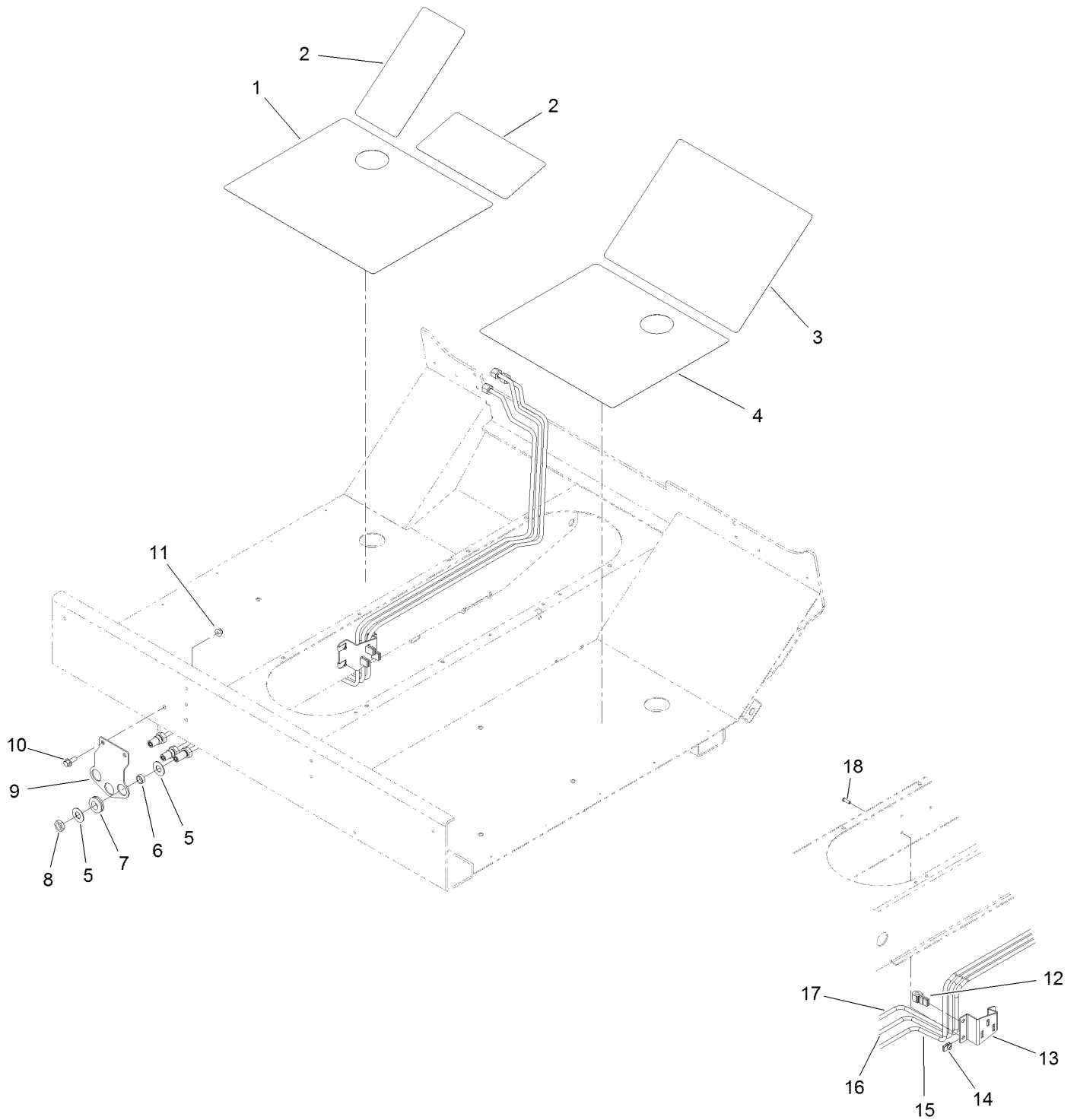


# Vinyl Premium Seat Assembly No. 117-5676 (continued)

<i>Ref.</i>	<i>Part Number</i>	<i>Qty.</i>	<i>Description</i>	<i>Ref.</i>	<i>Part Number</i>	<i>Qty.</i>	<i>Description</i>
1	108-8016	1	Backrest Cushion ASM	8:6		1	Spring-Extension ●
1:1	119-7742	4	Screw-Cushion	8:7		1	Plate-Mounting ●
2	108-8017	1	Seat Cushion ASM	8:8		1	Magnet ●
2:1	119-7742	3	Screw-Cushion	9	108-8025	1	Adjustment Rail Set
3	108-8018	1	Cover-Armrest	9:1		1	Rail-Adjustment, RH ●
4	108-8019	1	LH Armrest ASM	9:2		1	Rail-Adjustment, LH ●
4:1	82-9650	1	Nut	9:3		1	Stop-Rail ●
4:2	107-1198	1	Washer	9:4		1	Handle ●
6	108-8021	1	Cover-Armrest	9:5		3	Screw ●
7	108-8022	2	Cover-Black	9:6		3	Washer ●
8	108-8024	1	Switch Kit	9:7		1	Screw ●
8:1		3	Wire Tie ●	10	110-6189	1	Switch Kit
8:2		4	Rivet ●	10:1		1	Switch ●
8:3		1	Sensor-Seat Switch ●	10:2		3	Wire Tie ●
8:4		2	Spring-Compression ●	10:3		2	Rivet ●
8:5		2	Bumper-Pressure Plate ●				

● Not serviced separately

# Floor Grips and Hydraulic Tube Assembly

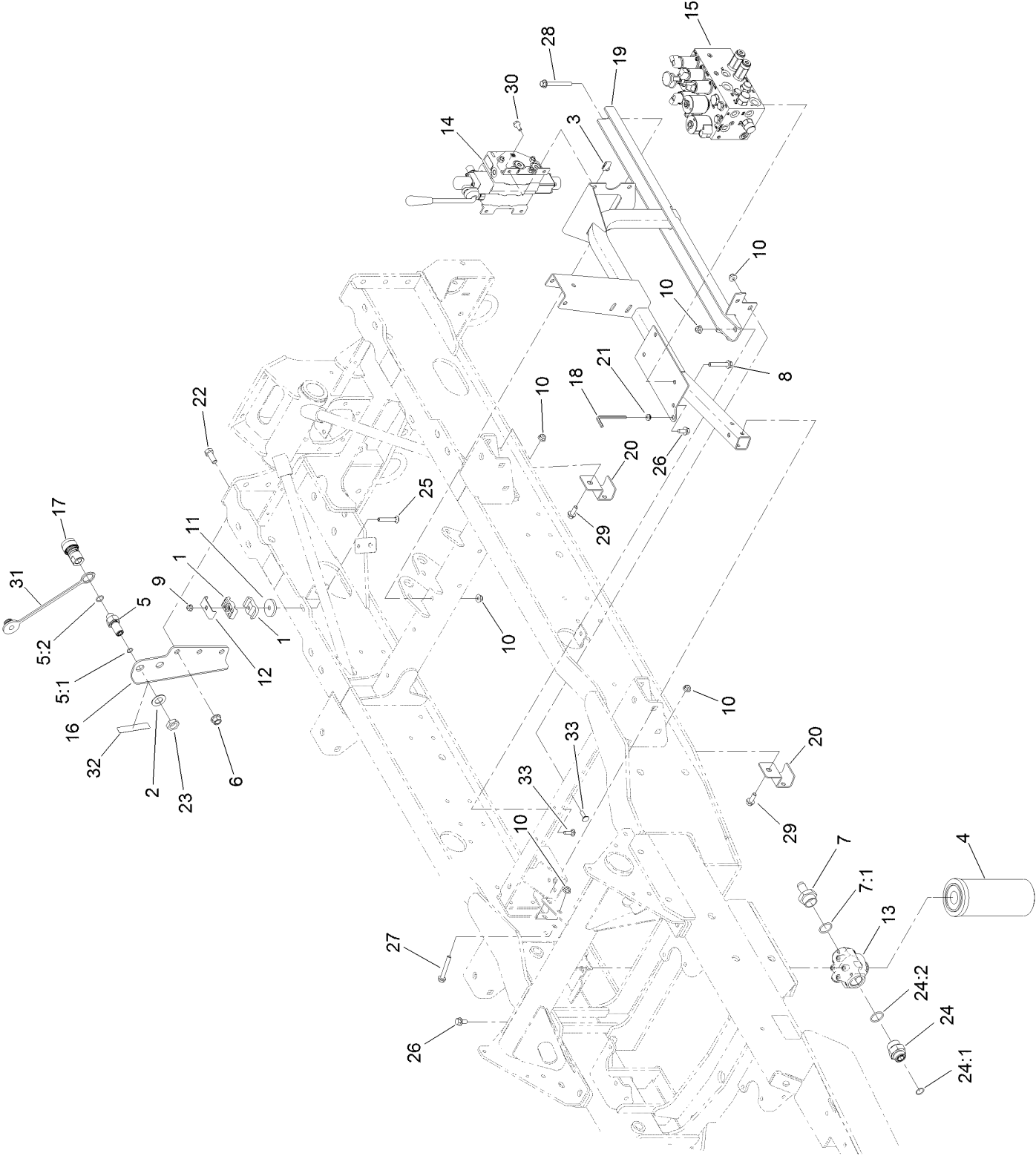




## Floor Grips and Hydraulic Tube Assembly (continued)

<i>Ref.</i>	<i>Part Number</i>	<i>Qty.</i>	<i>Description</i>	<i>Ref.</i>	<i>Part Number</i>	<i>Qty.</i>	<i>Description</i>
1	136-9950	1	Tread-Foot, Abrasive (LH)	10	3234-42	2	Screw-HHF
2	136-9952	2	Tread-Foot, Abrasive Upper	11	104-8301	2	Nut-HF, NI
3	138-4169	1	Tread-Foot, Abrasive Front	12	136-9782	3	Isolator-Tube
4	138-4168	1	Tread-Foot, Abrasive RH	13	138-8129-01	1	Bracket-Isolator
5	69-8940	6	Washer	14	107069	3	Clip
6	69-8970	3	Spacer	15	136-9712	1	Tube ASM
7	240-4	3	Grommet-Rubber	16	136-9711	1	Tube ASM
8	340-70	3	Nut-Lock	17	136-9710	1	Tube ASM
9	137-1264-03	1	Support-Bulkhead	18	3274-69	3	Screw-HSBH

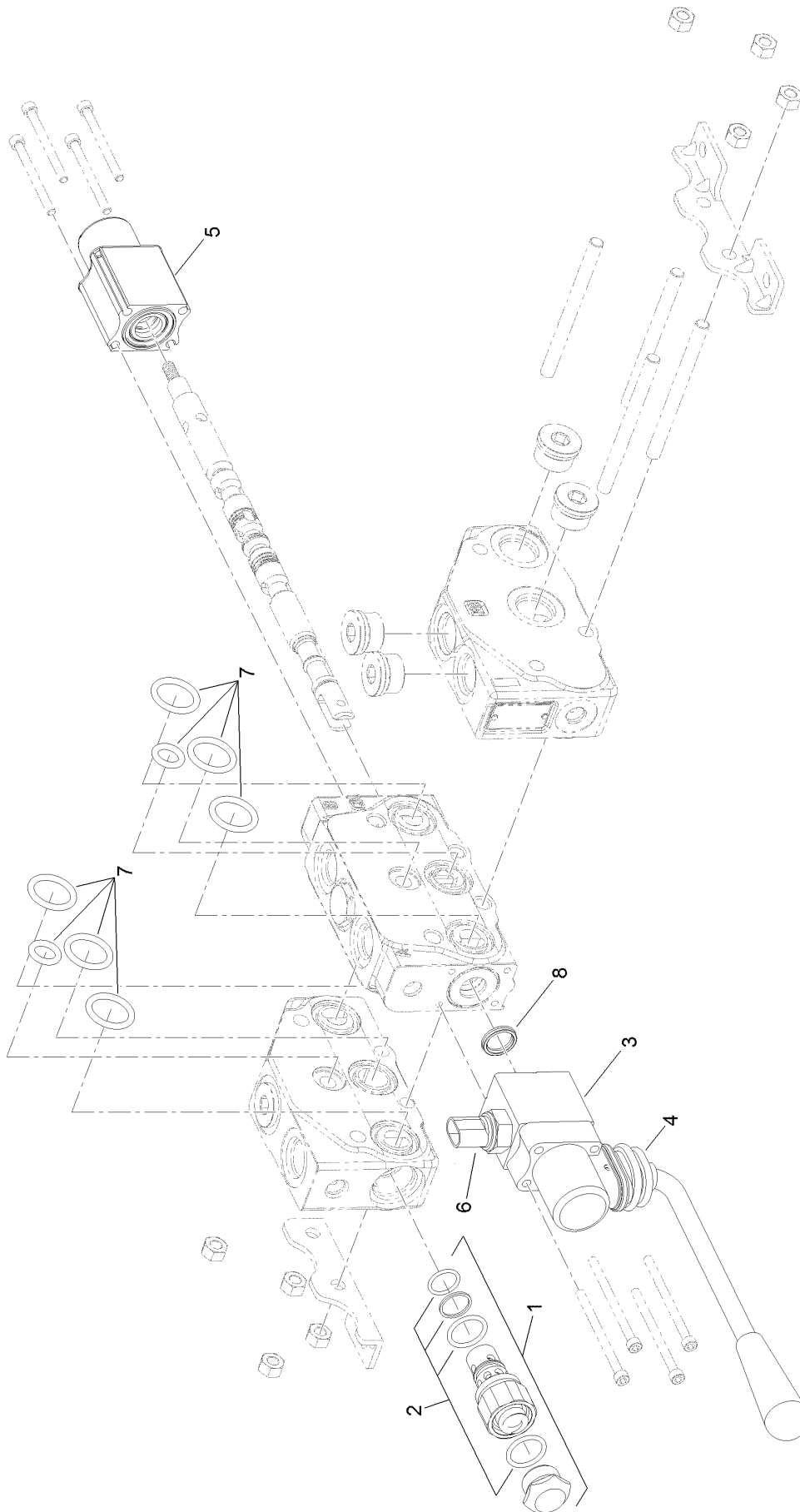
# Manifold, Filter and Auxiliary Valve Assembly



## Manifold, Filter and Auxiliary Valve Assembly (continued)

<i>Ref.</i>	<i>Part Number</i>	<i>Qty.</i>	<i>Description</i>	<i>Ref.</i>	<i>Part Number</i>	<i>Qty.</i>	<i>Description</i>
1	56-7976	2	Clamp-Tube	17	133-7827	2	Coupler-Quick Connect
2	69-8930	2	Washer	18	136-5288	1	Wrench-Hexagon
3	94-2413	4	Nut-U	19	136-5340-01	1	Support-Manifold
4	94-2621	1	Element-Filter	20	136-9718-03	2	Support-Hose
5	98-9907	2	Union-Bulkhead	21	136-9976	1	Grommet
5:1	237-30	1	O-Ring	22	325-5	2	Screw-HH
5:2	237-79	1	O-Ring	23	340-127	2	Nut-Bulkhead
6	99-5107	2	Nut-Lock	24	340-91	1	Fitting-STR
7	99-6932	1	Fitting-STR	24:1	237-58	1	O-Ring
7:1	237-117	1	O-Ring	24:2	237-146	1	O-Ring
8	100-2592	1	Screw-HHF	25	3230-7	1	Bolt-CARR
9	104-8300	1	Nut-HF, NI	26	3234-1	7	Screw-HHF
10	104-8301	8	Nut-HF, NI	27	3234-39	2	Screw-HHF
11	110-9981	1	Washer-Plain	28	3234-41	1	Screw-HHF
12	119-1419	1	Plate-Clamp	29	3234-42	2	Screw-HHF
13	121-1577	1	Head-Filter	30	3234-47	4	Screw-HHF
14	131-5637	1	Valve-Aux	31	T56152150	2	Plug-Quick Connect
15	131-5639	1	Manifold ASM	32	138-4135	1	Decal-HYD, Remote
16	131-5668-03	1	Plate-Bulkhead, Rear	33	3231-2	3	Bolt-CARR

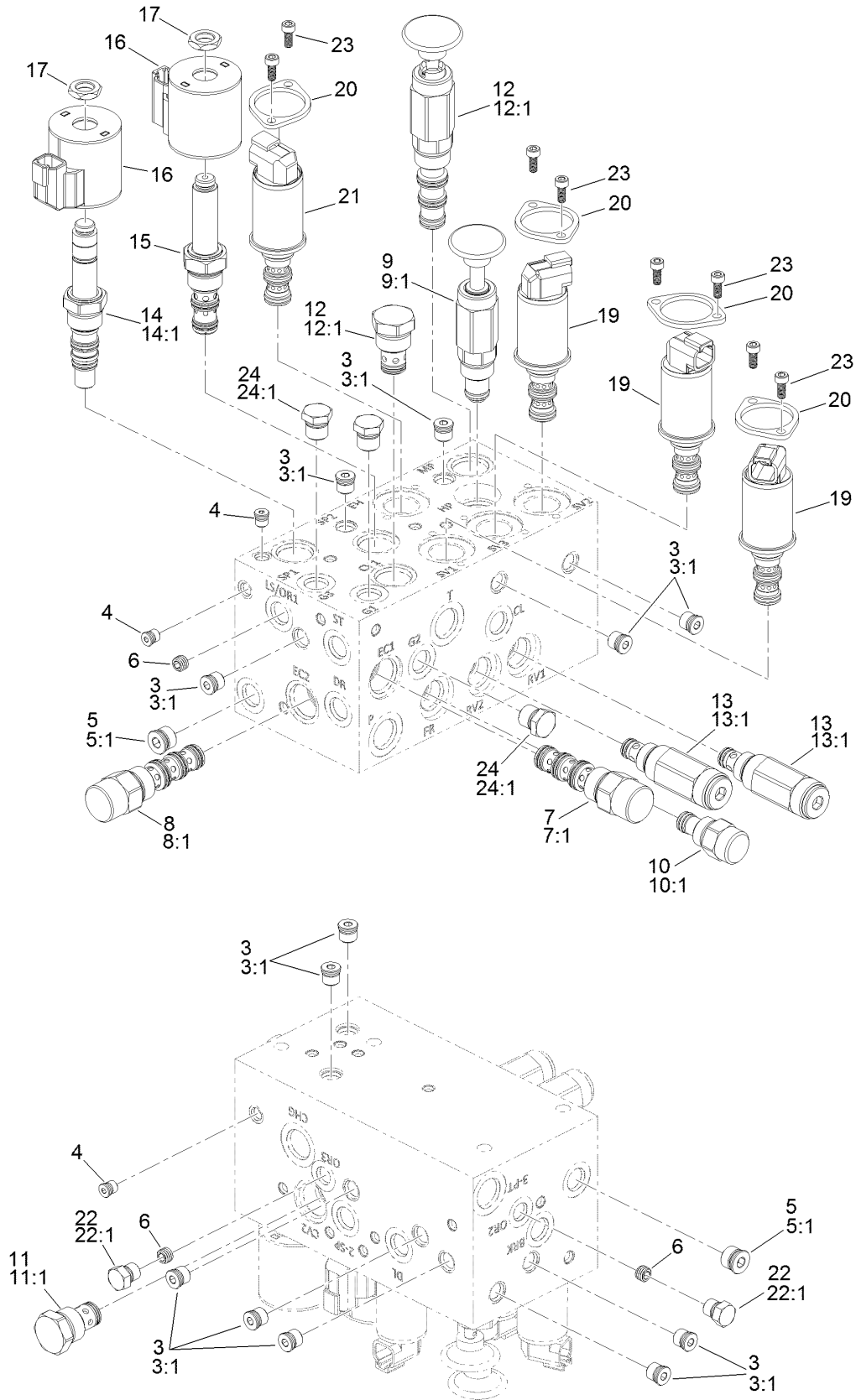
# Hydraulic Valve Assembly No. 131-5637



# Hydraulic Valve Assembly No. 131-5637 (continued)

<i>Ref.</i>	<i>Part Number</i>	<i>Qty.</i>	<i>Description</i>	<i>Ref.</i>	<i>Part Number</i>	<i>Qty.</i>	<i>Description</i>
1	138-7870	1	Rcm Relief ASM	5	138-7874	1	Positioner-Spool, Float
2	138-7871	1	Seal Kit	6	138-7875	1	Switch-Interlock
3	138-7872	1	Handle-Horizontal, Enclosed	7	138-7877	1	Section Seal Kit
4	131-6753	1	Boot-Dust	8	130-8354	1	O-Ring

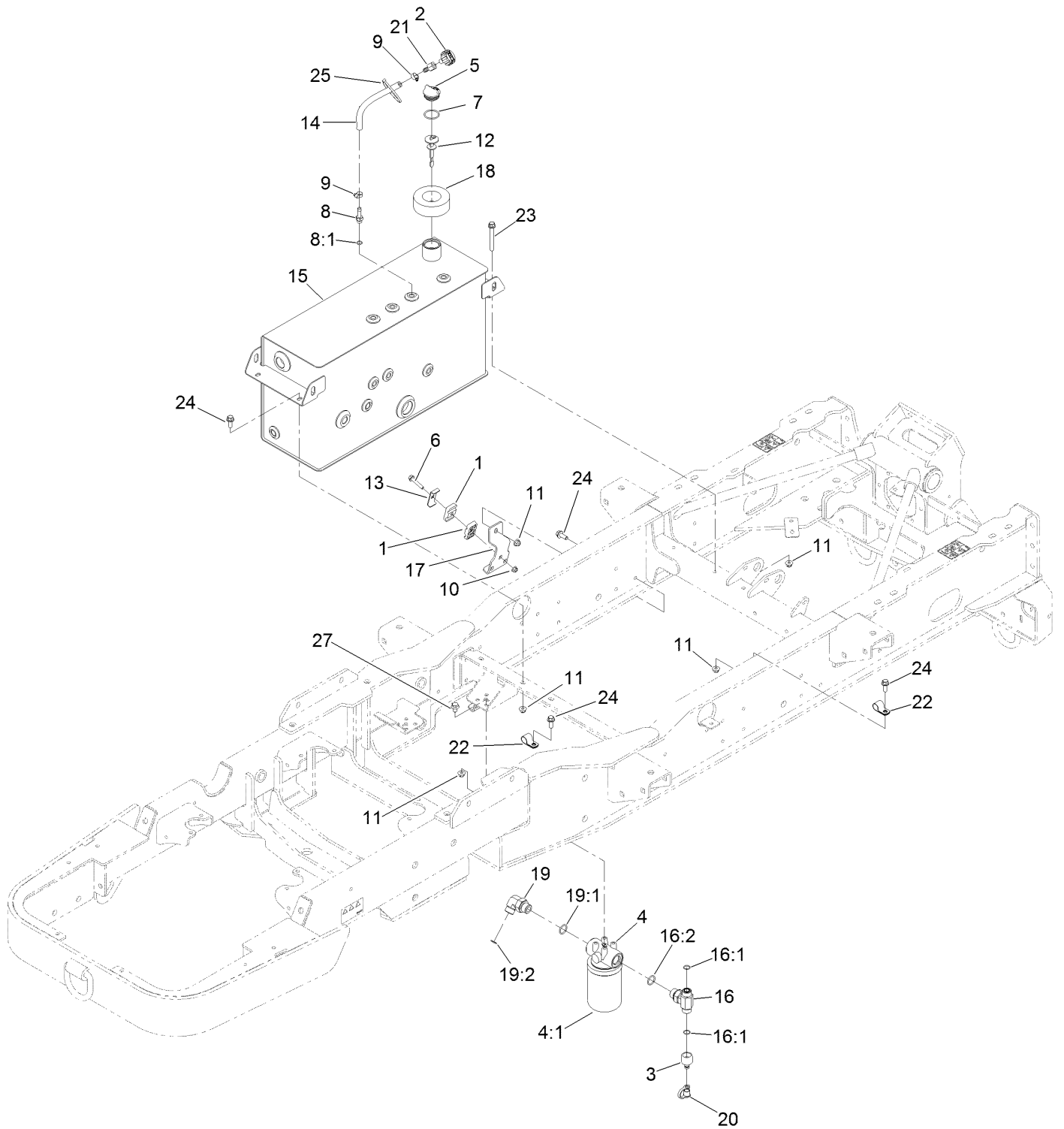
# Manifold Assembly No. 131-5639



## Manifold Assembly No. 131-5639 (continued)

<i>Ref.</i>	<i>Part Number</i>	<i>Qty.</i>	<i>Description</i>	<i>Ref.</i>	<i>Part Number</i>	<i>Qty.</i>	<i>Description</i>
3	353-990	12	Plug ASM	12:1	105-9159	1	Seal Kit
3:1	237-78	1	O-Ring	13	138-3821	2	Valve-Relief
4	131-1825	3	Plug-ORB	13:1	111-6826	1	Seal Kit
5	112-9213	2	Plug	14	138-3822	1	Valve-Poppet, Prop
5:1	237-42	1	O-Ring	14:1	107-7813	1	Seal Kit
6	136-4363	3	Orifice-0.028	15	138-3823	1	Valve-Flow Control, Prop
7	115-5409	1	Compensator ASM	16	119-4619	2	Coil-Solenoid
7:1	110-8908	1	Spool Valve Seal Kit	17	110-2634	2	Nut-Coil
8	117-8314	1	Compensator-Pressure	19	138-3824	3	Valve-Solenoid
8:1	110-8908	1	Spool Valve Seal Kit	20	138-3825	4	Plate-Mounting, Standard
9	132-4904	1	Pump-Hand	21	138-3826	1	Valve-Press
9:1	105-9159	1	Seal Kit				Reducing/Relieving, Prop
10	138-3820	1	Regulator-Flow, Press Comp	22	117-0115	2	Plug
10:1	138-4955	1	Seal Kit	22:1	237-78	1	O-Ring
11	110-8881	2	Valve-Check	23	138-3827	8	Screw
11:1	105-9159	1	Seal Kit	24	353-508	3	Plug-HH
12	132-4903	1	Valve-2 Way, Manual	24:1	237-42	1	O-Ring

# Hydraulic Tank Assembly

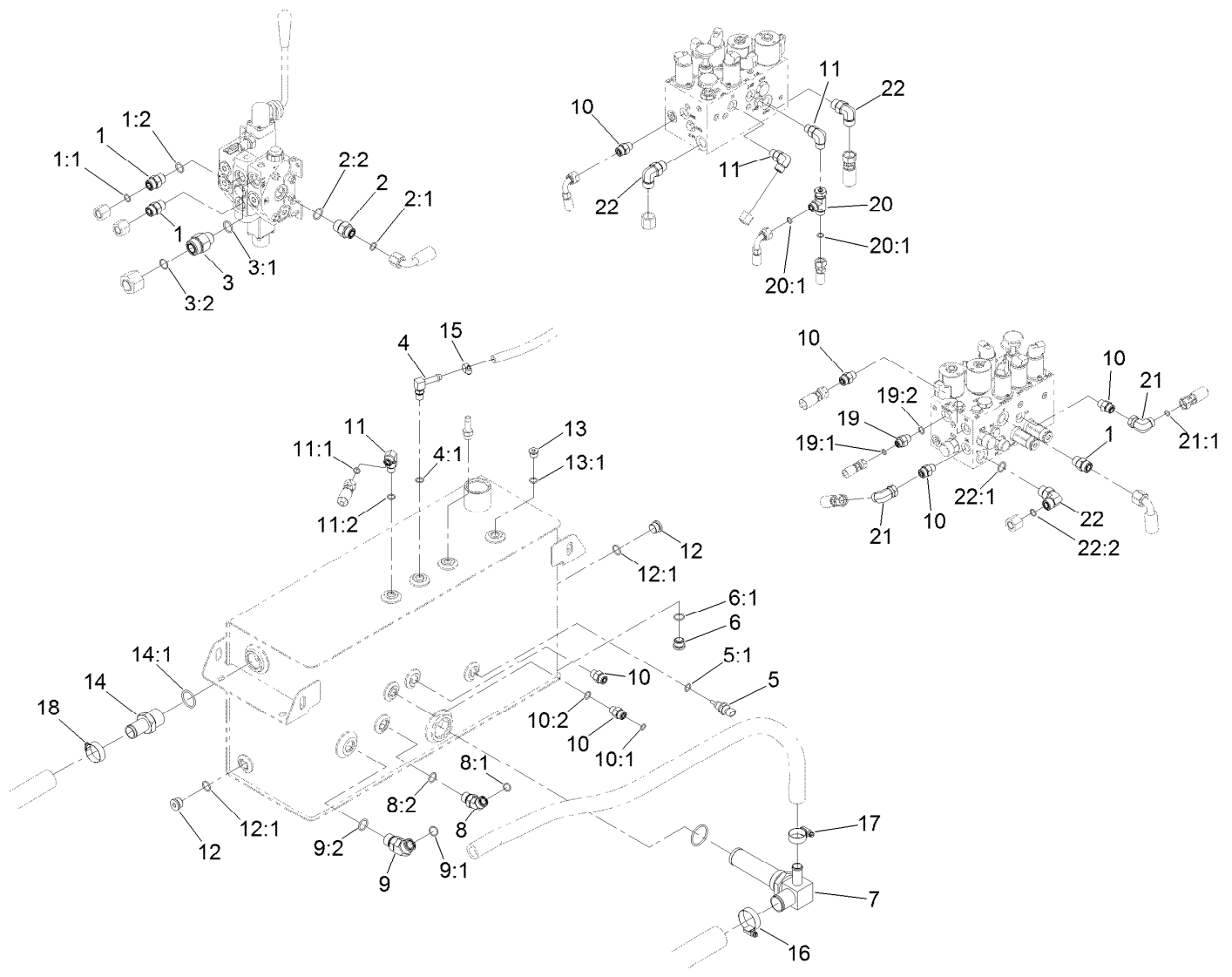




## Hydraulic Tank Assembly (continued)

<i>Ref.</i>	<i>Part Number</i>	<i>Qty.</i>	<i>Description</i>	<i>Ref.</i>	<i>Part Number</i>	<i>Qty.</i>	<i>Description</i>
1	56-7972	4	Clamp-Tube	15	133-7632	1	Tank-Hydraulic
2	68-6150	1	Breather	16	136-9719	1	Fitting-HYD, Tee
3	86-5860	1	Nipple	16:1	237-65	2	O-Ring
4	93-2242	1	Oil Filter ASM	16:2	237-81	1	O-Ring
4:1	75-1310	1	Filter-HYD	17	136-9744-03	2	Support-Hardline
5	93-7498	1	Plug-Plastic	18	136-9788	1	Seal-Ring
6	3230-5	2	Bolt-CARR	19	340-139	1	Fitting-Elbow 90
7	94-8166	1	O-Ring	19:1	237-81	1	O-Ring
8	103-1912	1	Adapter-Straight	19:2	237-65	1	O-Ring
8:1	237-42	1	O-Ring	20	354-79	1	Cap-Dust
9	2412-108	2	Clamp-Worm	21	354-94	1	Fitting-Female, Barbed
10	104-8300	2	Nut-HF, NI	22	2412-81	2	Clamp-R
11	104-8301	8	Nut-HF, NI	23	3234-41	2	Screw-HHF
12	112-6365	1	Dipstick	24	3234-42	6	Screw-HHF
13	119-1419	2	Plate-Clamp	25	3290-379	1	Tie-Cable
14	138-4159	1	Hose-Fuel	27	33105-016	4	Screw-HHF

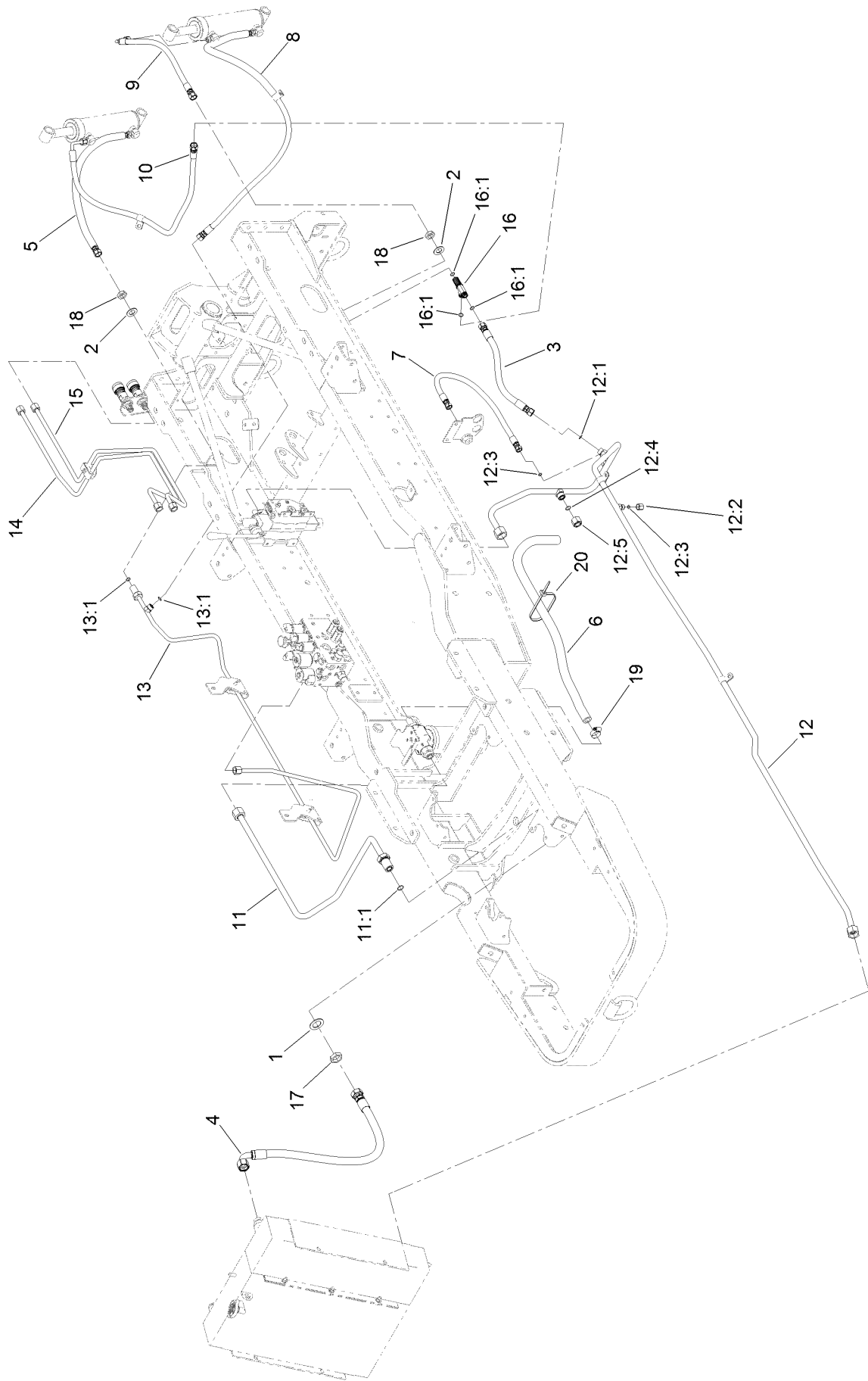
# Hydraulic Tank and Auxiliary Valve Fitting Assembly



# Hydraulic Tank and Auxiliary Valve Fitting Assembly (continued)

<i>Ref.</i>	<i>Part Number</i>	<i>Qty.</i>	<i>Description</i>	<i>Ref.</i>	<i>Part Number</i>	<i>Qty.</i>	<i>Description</i>
1	340-4	3	Fitting-Straight	10:2	237-42	1	O-Ring
1:1	237-30	1	O-Ring	11	340-77	3	Fitting-Elbow, 90 DEG
1:2	237-79	1	O-Ring	11:1	237-22	1	O-Ring
2	340-6	1	Fitting-Straight	11:2	237-42	1	O-Ring
2:1	237-30	1	O-Ring	12	353-988	2	Plug-Hex
2:2	237-80	1	O-Ring	12:1	237-79	1	O-Ring
3	340-66	1	Fitting-Straight	13	353-989	1	Plug-Hex, Hollow
3:1	237-80	1	O-Ring	13:1	237-42	1	O-Ring
3:2	237-58	1	O-Ring	14	354-78	1	Fitting-STR
4	100-4887	1	Fitting-Elbow, 90	14:1	237-146	1	O-Ring
4:1	237-42	1	O-Ring	15	2412-108	1	Clamp-Worm
5	110-8829	1	Sender-Temperature	16	2412-111	1	Clamp-Hose, W/Liner
5:1	237-42	1	O-Ring	17	2412-129	1	Clamp-Hose
6	133-7659	1	Plug ASM	18	2412-34	1	Clamp-Hose
6:1	237-79	1	O-Ring	19	340-1	1	Fitting-Straight
7	136-5109	1	Strainer Fitting ASM	19:1	237-21	1	O-Ring
8	340-101	1	Fitting-HYD, 45 DEG	19:2	237-42	1	O-Ring
8:1	237-30	1	O-Ring	20	340-115	1	Fitting-Tee
8:2	237-79	1	O-Ring	20:1	237-22	2	O-Ring
9	340-14	1	Fitting-HYD, 45 DEG	21	340-159	2	Elbow-90
9:1	237-65	1	O-Ring	21:1	237-22	2	O-Ring
9:2	237-80	1	O-Ring	22	340-98	3	Fitting-Elbow, 90 DEG
10	340-2	6	Fitting-Straight	22:1	237-79	1	O-Ring
10:1	237-22	1	O-Ring	22:2	237-30	1	O-Ring

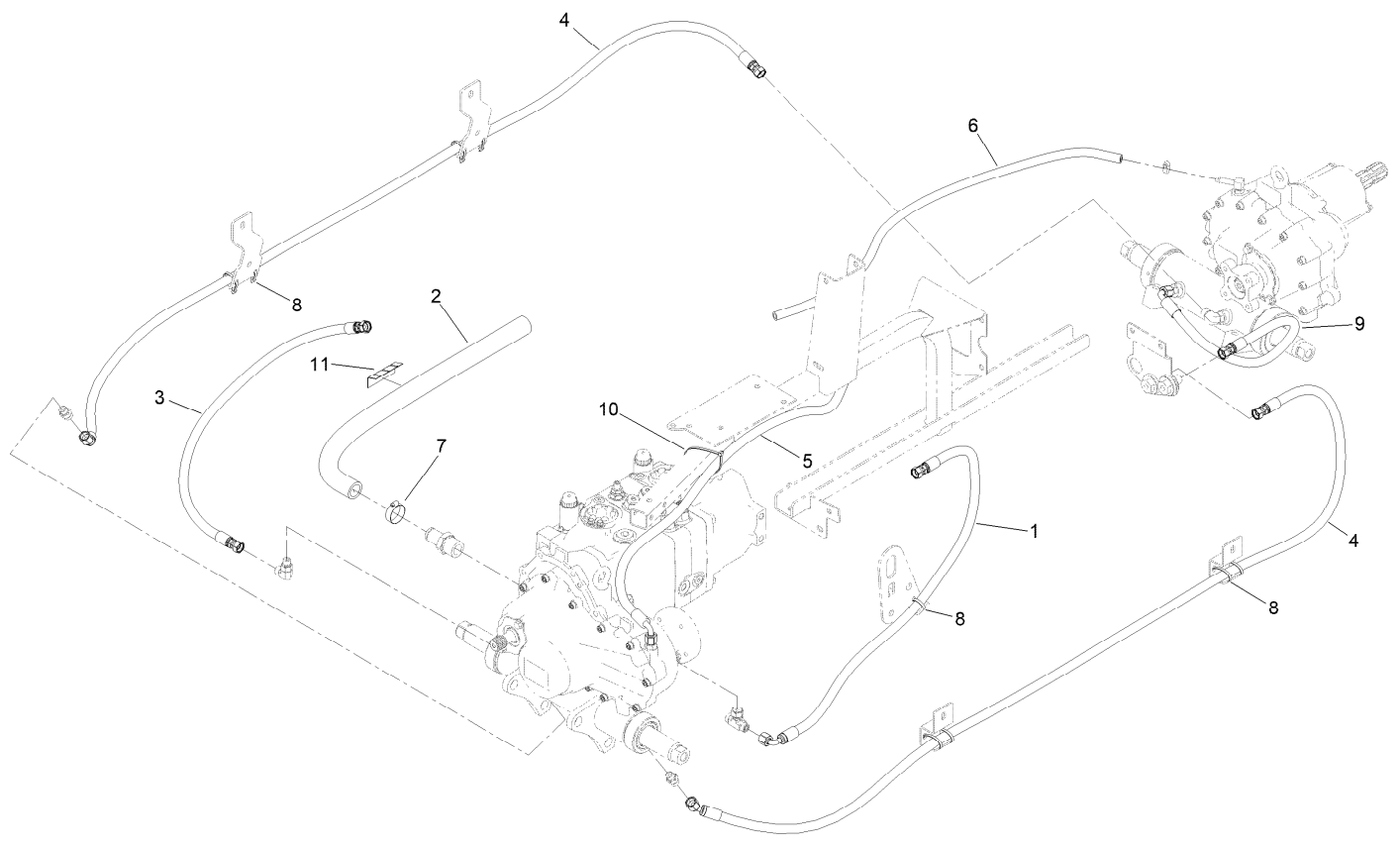
# Hydraulic Hose and Tube Assembly



## Hydraulic Hose and Tube Assembly (continued)

<i>Ref.</i>	<i>Part Number</i>	<i>Qty.</i>	<i>Description</i>	<i>Ref.</i>	<i>Part Number</i>	<i>Qty.</i>	<i>Description</i>
1	69-8910	1	Washer	12:2	340-117	1	Cap
2	69-8930	2	Washer	12:3	237-22	2	O-Ring
3	114-5501	1	Hose-Hydraulic	12:4	237-65	1	O-Ring
4	115-4384	1	Hose-HYD	12:5	340-150	1	Cap
5	131-2041	1	Hose ASM	13	133-2287	1	Tube ASM-HYD
6	133-2252	1	Hose	13:1	237-30	2	O-Ring
7	133-2266	1	Hose ASM	14	133-2289	1	Tube ASM-HYD
8	133-2272	1	Hose ASM	15	133-2290	1	Tube ASM-HYD
9	133-2273	1	Hose ASM	16	340-121	1	Fitting-Tee
10	133-2275	1	Hose ASM	16:1	237-30	3	O-Ring
11	133-2282	1	Tube-HYD	17	340-126	1	Nut-Bulkhead
11:1	237-58	1	O-Ring	18	340-127	2	Nut-Bulkhead
12	133-2283	1	Tube ASM-HYD	19	2412-129	1	Clamp-Hose
12:1	237-30	1	O-Ring	20	3290-379	2	Tie-Cable

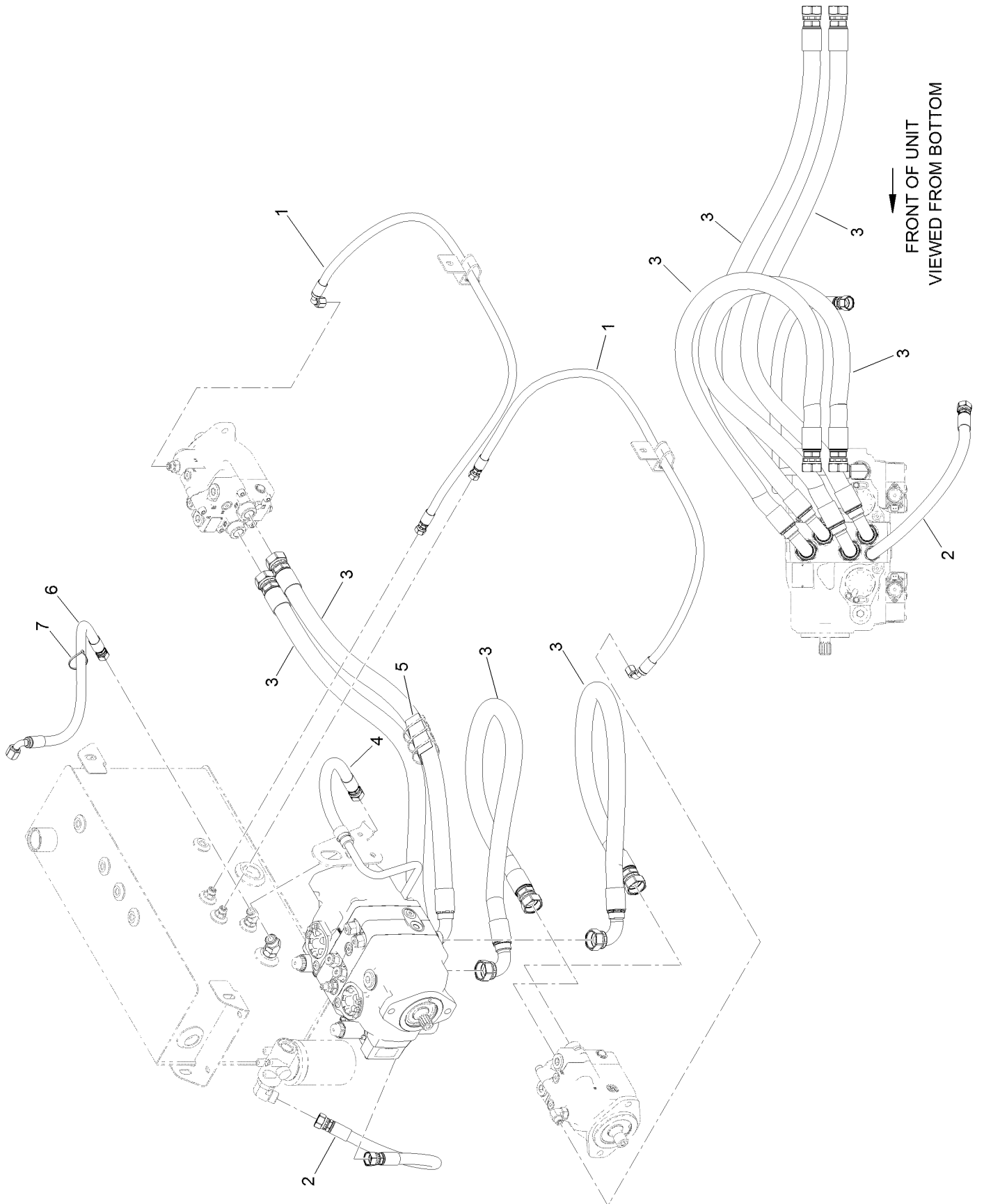
# Hydraulic Hose Assembly 1



## Hydraulic Hose Assembly 1 (continued)

<i>Ref.</i>	<i>Part Number</i>	<i>Qty.</i>	<i>Description</i>	<i>Ref.</i>	<i>Part Number</i>	<i>Qty.</i>	<i>Description</i>
1	93-5385	1	Hose ASM	7	2412-34	1	Clamp-Hose
2	132-6480	1	Hose	8	3290-378	9	Tie-Cable
3	133-2260	1	Hose ASM	9	92-5687	1	Hose ASM
4	136-9700	2	Hose ASM	10	3290-379	1	Tie-Cable
5	136-9705	1	Hose ASM	11	AU112950	1	Protector-Hose
6	136-9706	1	Hose				

# Hydraulic Hose Assembly 2

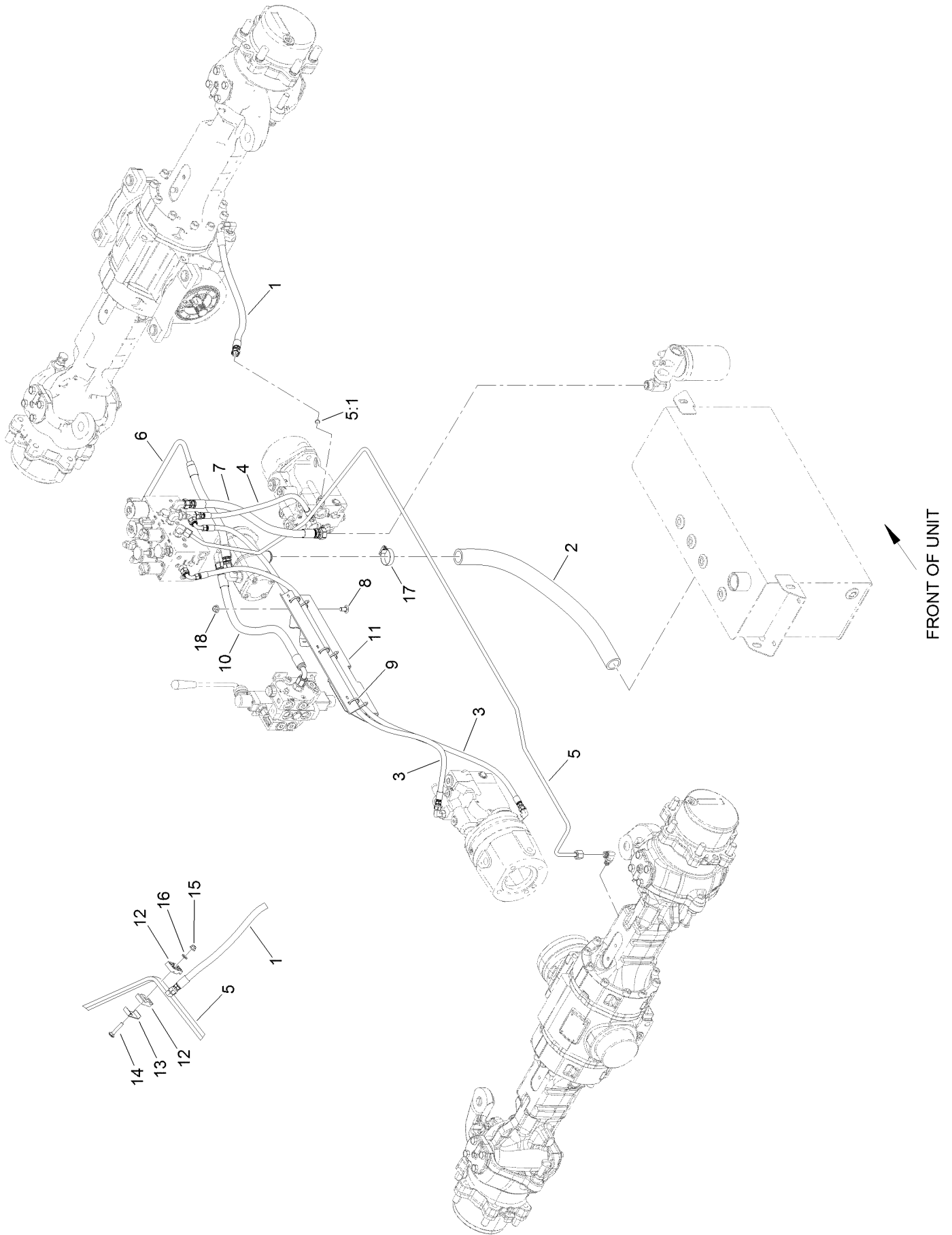




## Hydraulic Hose Assembly 2 (continued)

<i>Ref.</i>	<i>Part Number</i>	<i>Qty.</i>	<i>Description</i>	<i>Ref.</i>	<i>Part Number</i>	<i>Qty.</i>	<i>Description</i>
1	100-3919	2	HYD Hose ASM	5	AU112950	1	Protector-Hose
2	120-3538	1	Hose-HYD	6	121-1559	1	Hose-HYD
3	132-6470	4	Hose ASM	7	3290-378	1	Tie-Cable
4	133-2297	1	Tube ASM				

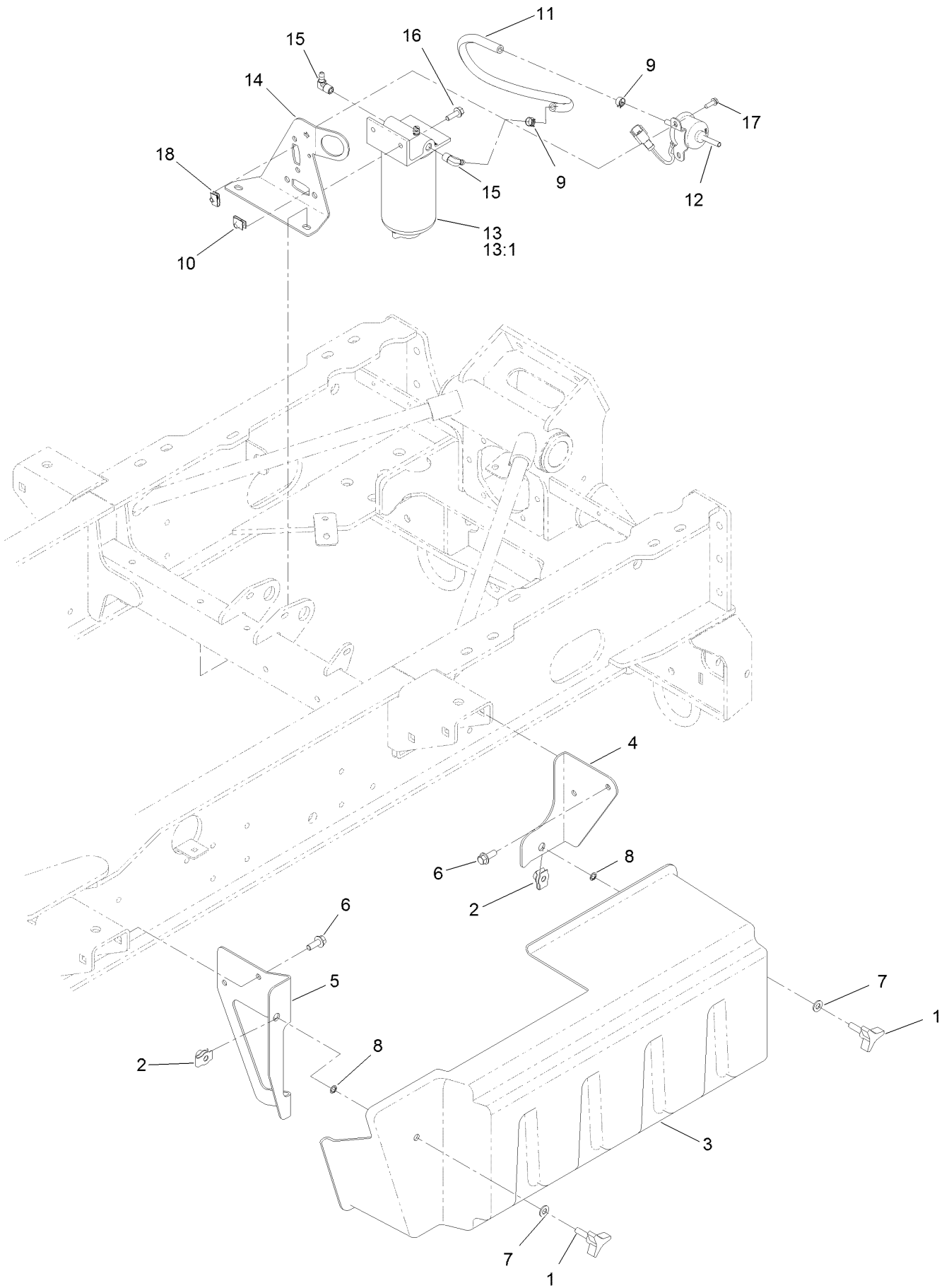
# Hydraulic Hose Assembly 3



## Hydraulic Hose Assembly 3 (continued)

<i>Ref.</i>	<i>Part Number</i>	<i>Qty.</i>	<i>Description</i>	<i>Ref.</i>	<i>Part Number</i>	<i>Qty.</i>	<i>Description</i>
1	69-5490	1	Hose ASM	10	104-2807	1	Hose-HYD
2	132-6490	1	Hose	11	138-8023-03	1	Bracket-Routing
3	133-2255	2	Hose ASM	12	56-7972	2	Clamp-Tube
4	133-2259	1	Hose ASM	13	119-1419	1	Plate-Clamp
5	133-2280	1	HYD Tube ASM	14	3230-5	1	Bolt-CARR
5:1	237-22	1	O-Ring	15	104-8300	1	Nut-HF, NI
6	136-9709	1	Tube-Hydrualic	16	3256-23	1	Washer-Plain
7	136-9714	1	Hose ASM	17	3231-21	2	Screw-CARR
8	2412-111	1	Clamp-Hose, W/Liner	18	104-8301	2	Nut-HF, NI
9	3290-378	6	Tie-Cable				

# Fuel Pump and Filter Assembly



## Fuel Pump and Filter Assembly (continued)

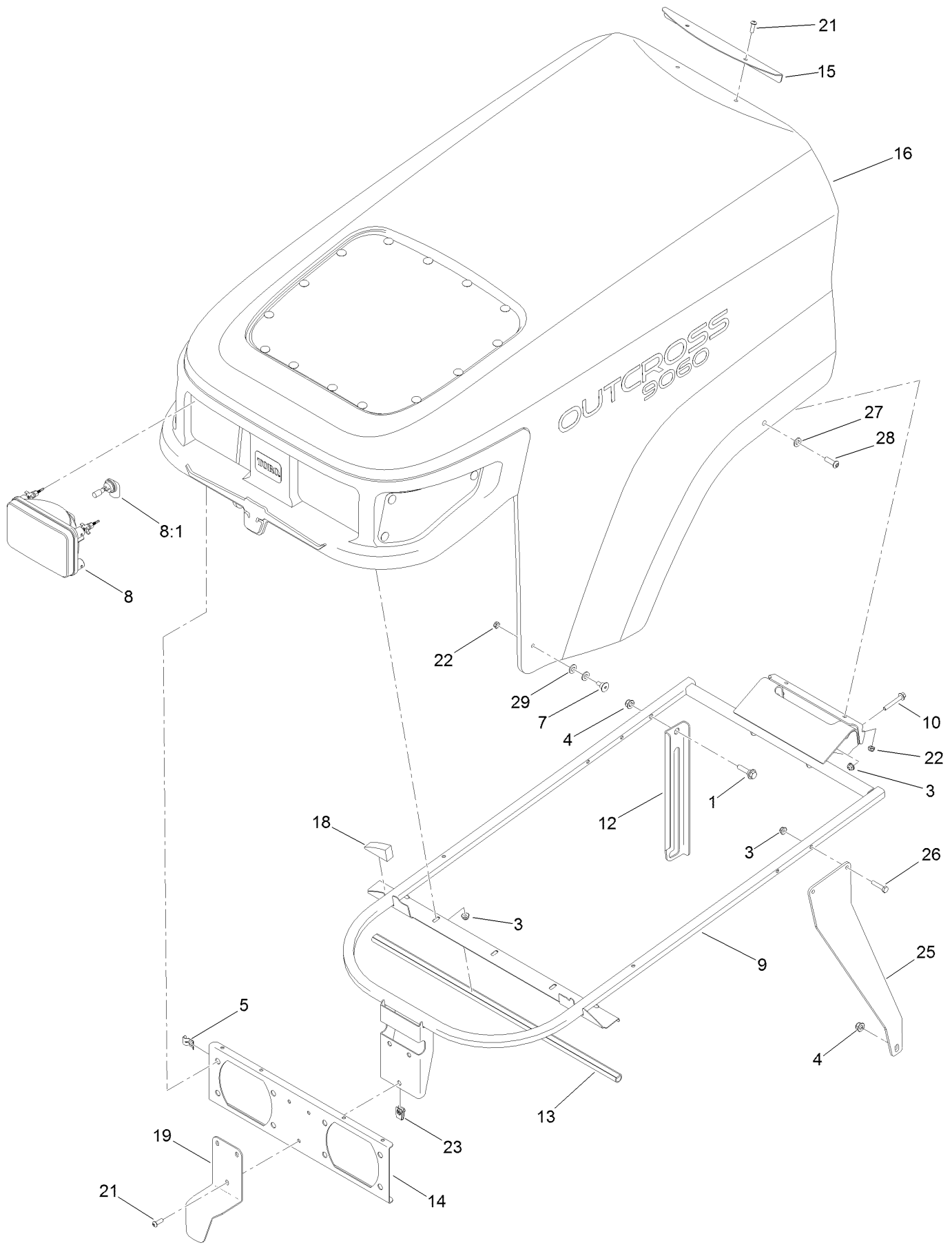
<i>Ref.</i>	<i>Part Number</i>	<i>Qty.</i>	<i>Description</i>	<i>Ref.</i>	<i>Part Number</i>	<i>Qty.</i>	<i>Description</i>
1	27-4570	2	Knob-Seat	11	110-4109	1	Hose-Fuel
2	105-4886	2	Nut-Tinnerman	12	121-5613	1	Pump-Fuel, Electric
3	136-9742	1	Cover-LH	13	125-2914	1	Filter-Separator
4	136-9957-01	1	Bracket-Latch, Rear	13:1	125-2915	1	Filter-Fuel/Water Separator
5	136-9958-01	1	Bracket-Latch, Front	14	136-9728-03	1	Bracket-Support, Fuel
6	3234-42	4	Screw-HHF	15	353-781	2	Fitting-HYD, 90
7	3256-80	2	Washer-Plain	16	3234-29	2	Screw-HHF
8	32151-72	2	Ring-Retaining	17	32105-15	2	Screw-HWH
9	92-2379	2	Clamp-Hose	18	107069	2	Clip
10	94-2413	2	Nut-U				



## Fuel Tank and Line Assembly (continued)

<i>Ref.</i>	<i>Part Number</i>	<i>Qty.</i>	<i>Description</i>	<i>Ref.</i>	<i>Part Number</i>	<i>Qty.</i>	<i>Description</i>
1	46-6550	1	Fitting-Elbow, 90 DEG	16	136-9708	1	Hose-Fuel
2	46-6560	2	Bushing	17	136-9730-03	1	Support-Tank
3	92-2379	4	Clamp-Hose	18	136-9739	1	Gauge-Fuel, Float
4	104-8300	1	Nut-HF, NI	19	136-9740	1	Fuel Tank ASM
5	107-4543	3	Clamp	19:2	138-3795	1	Fuel Cap ASM
6	110-4109	1	Hose-Fuel	20	2412-80	1	Clamp-Hose
7	103-1988	2	Clamp-Hose	21	3234-42	4	Screw-HHF
8	114-0284	1	Grommet	22	3234-7	1	Screw-HHF
9	114-3836	1	Pipe-Stand	23	3253-15	5	Washer-Lock
10	114-0285	1	Valve-Rollover	24	3290-378	7	Tie-Cable
11	119-8149	1	Hose-Fuel	25	32122-24	5	Screw-PTH
12	120-1959	1	Clamp	26	136-9978	1	Hose-Fuel
13	121-1707	1	Gasket-Fuel, Viton	27	136-9979	1	Hose-Fuel
14	125-7944	3	Screw-HH	28	2412-108	2	Clamp-Worm
15	130-6655	3	Nut-Flange, NI	29	3290-379	1	Tie-Cable

# Hood Assembly

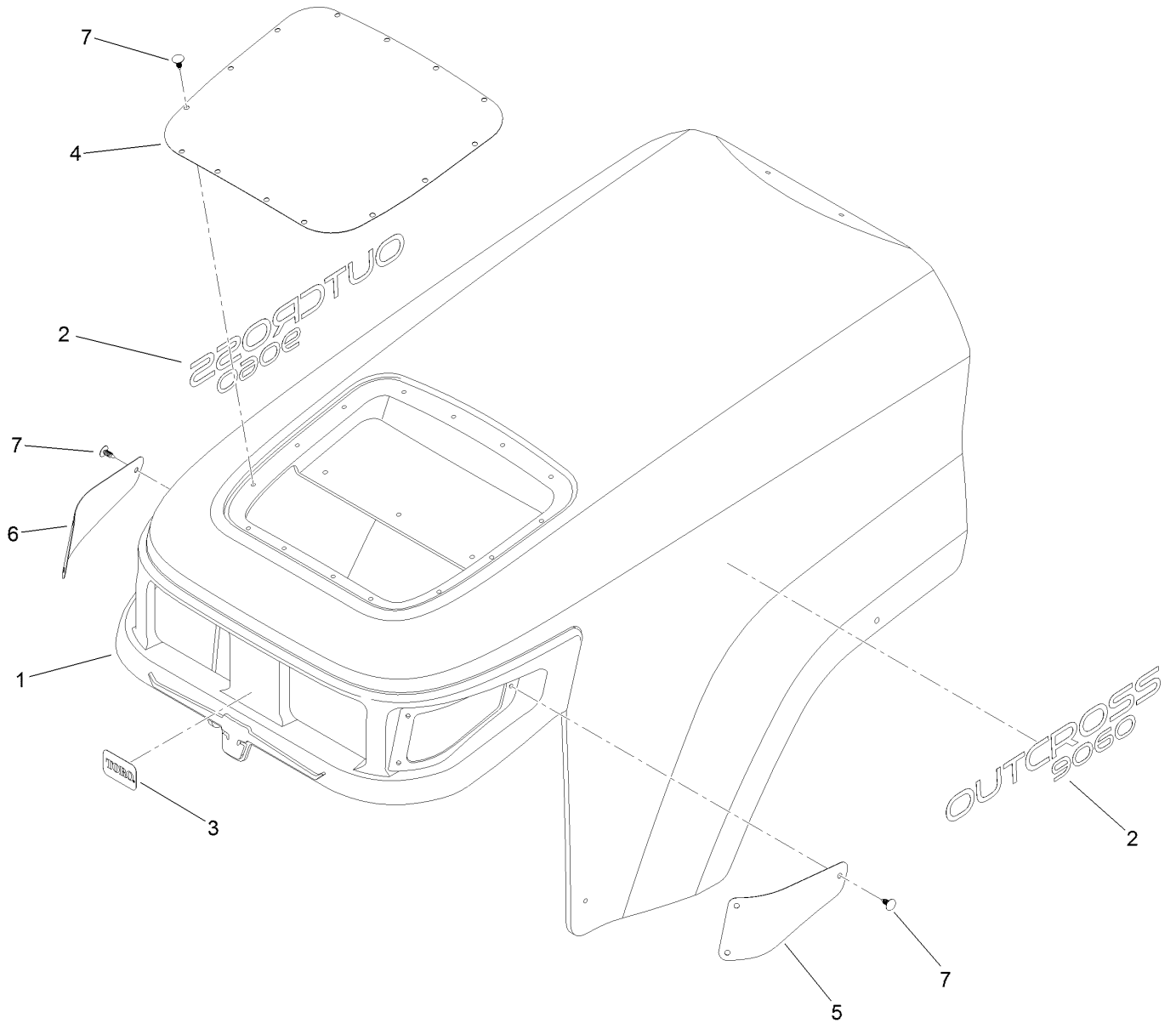




## Hood Assembly (continued)

<i>Ref.</i>	<i>Part Number</i>	<i>Qty.</i>	<i>Description</i>	<i>Ref.</i>	<i>Part Number</i>	<i>Qty.</i>	<i>Description</i>
1	27-7210	1	Screw-Shoulder	15	136-9792-03	1	Bracket-Hood, Rear
3	104-7201	5	Nut-HF, NI	16	138-4138	1	Hood ASM
4	104-8300	1	Nut-HF, NI	18	138-2013	2	Block-Foam
5	115-2408	6	Clip-Speed	19	138-3755-03	1	Bracket-Lift, Hood
7	125-1122	2	Screw	21	3274-69	8	Screw-HSBH
8	132-6703	2	Headlight ASM	22	3296-56	4	Nut-Lock, NI
8:1	115-2395	1	Bulb-Light	23	107069	3	Clip
9	136-9602-03	1	Support-Hood	25	138-8145-03	2	Brace-Hood
10	32105-18	2	Screw-HHF	26	321-8	4	Screw-HH
12	136-9612-01	1	Prop-Hood	27	3256-70	2	Washer-Flat
13	136-9779	1	Seal-Bulb	28	3274-104	2	Screw-HSBH
14	136-9786-03	1	Bracket-Light	29	3256-22	4	Washer-Flat

# Hood Assembly No. 138-4138

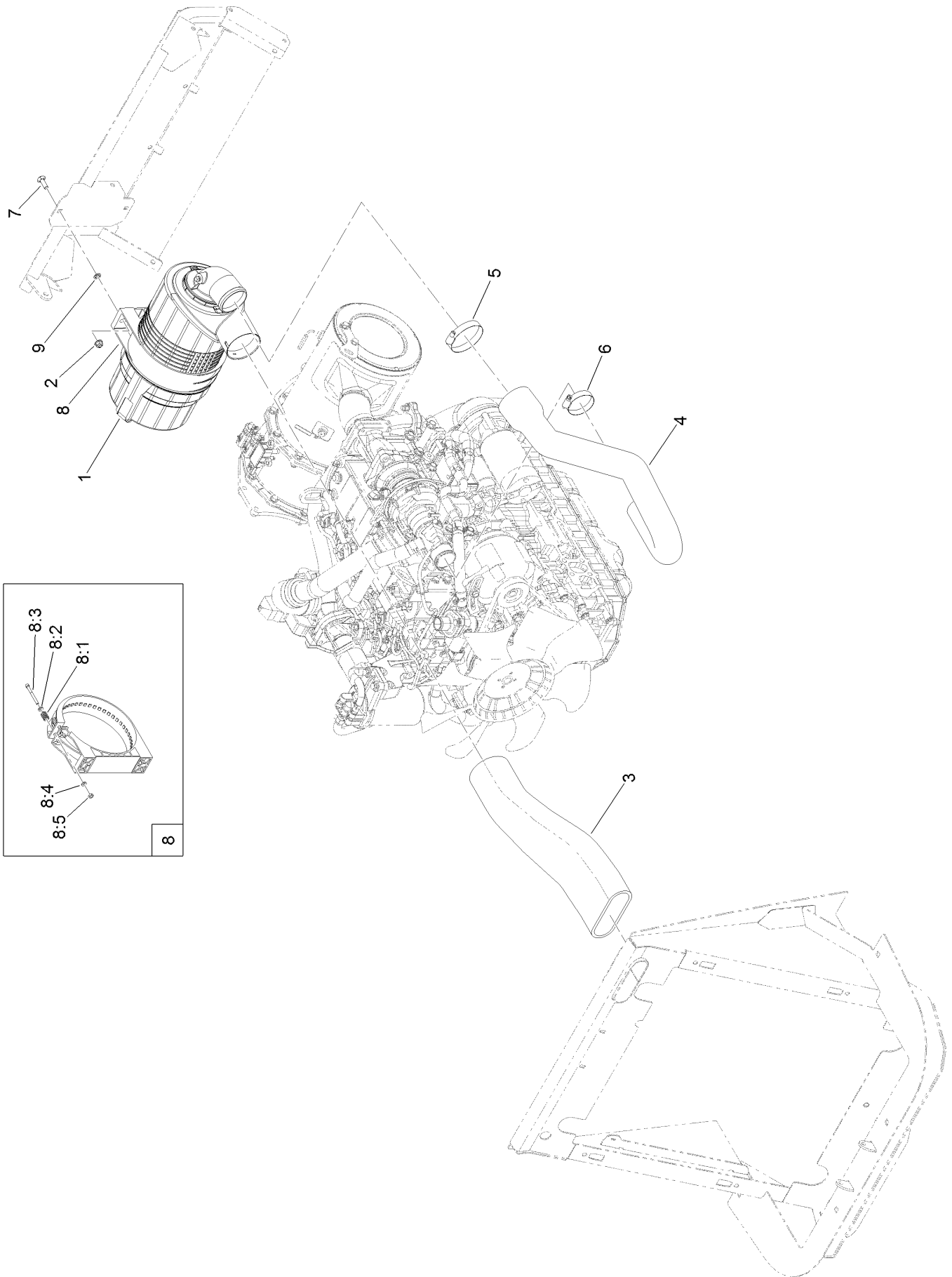


## Hood Assembly No. 138-4138 (continued)

<i>Ref.</i>	<i>Part Number</i>	<i>Qty.</i>	<i>Description</i>
1	136-9856	1	Hood ASM
2	136-9884	2	Decal
3	138-4105	1	Decal-Logo
4	136-9611-03	1	Screen

<i>Ref.</i>	<i>Part Number</i>	<i>Qty.</i>	<i>Description</i>
5	138-3756-03	1	Screen-Side, LH
6	138-3784-03	1	Screen-Side, RH
7	117-2382	20	Plug-Plastic

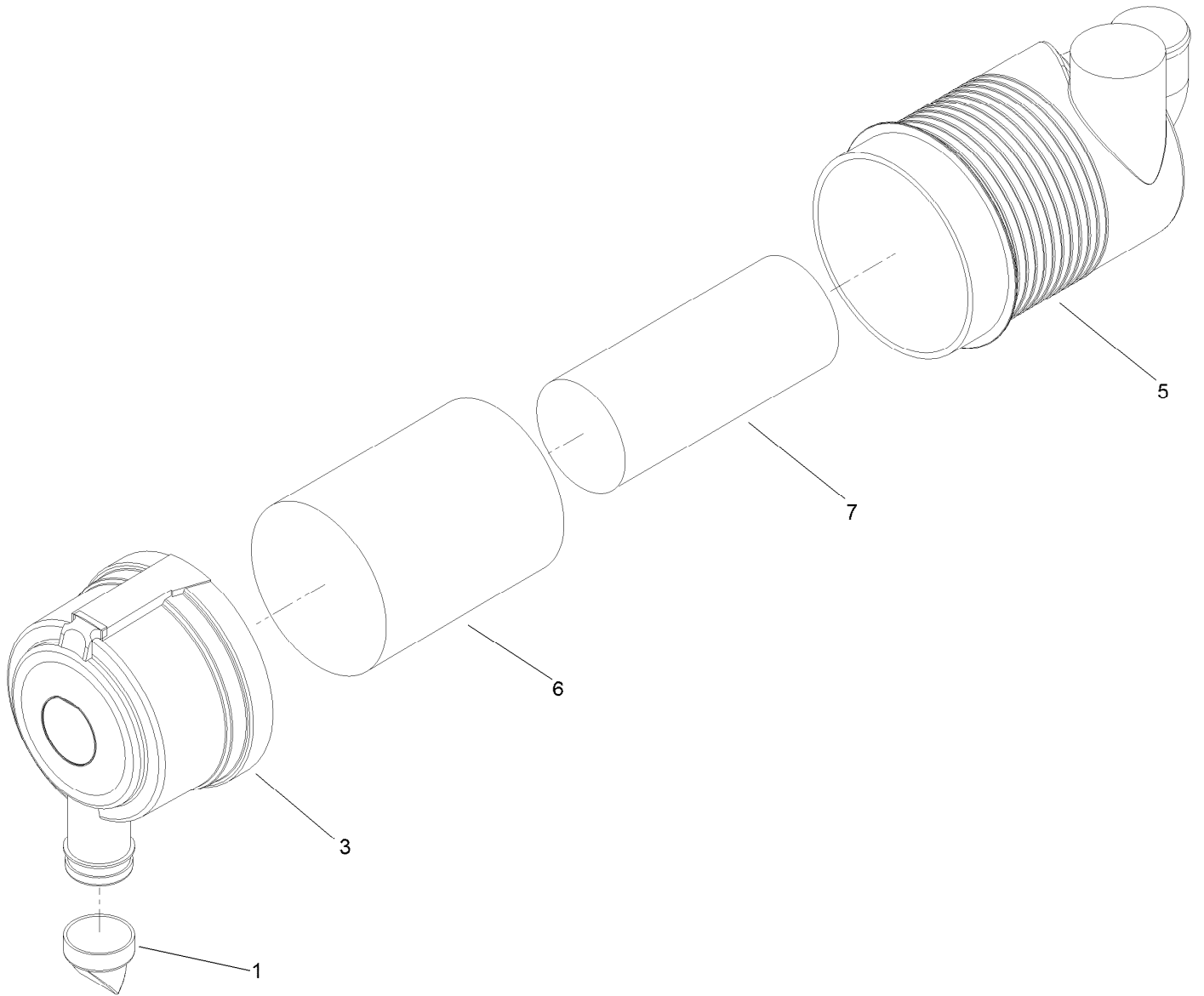
# Air Intake Assembly



## Air Intake Assembly (continued)

<i>Ref.</i>	<i>Part Number</i>	<i>Qty.</i>	<i>Description</i>	<i>Ref.</i>	<i>Part Number</i>	<i>Qty.</i>	<i>Description</i>
1	99-5410	1	Air Cleaner ASM	8	99-5414	1	Strap-Cleaner, Air
2	104-8300	2	Nut-HF, NI	8:1	108-1512	2	Spring
3	136-5195	1	Hose-Air	8:2	3256-22	2	Washer-Flat
4	136-5196	1	Hose-Air	8:3	33113-050	2	Screw-HH
5	2412-125	1	Clamp-Hose	8:4	33093-00	2	Washer-Flat
6	2412-130	1	Clamp-Hose	8:5	33023-00	2	Nut-Lock
7	3230-22	2	Screw-CARR	9	117-2749	2	Nut-Push

# Air Cleaner Assembly No. 99-5410

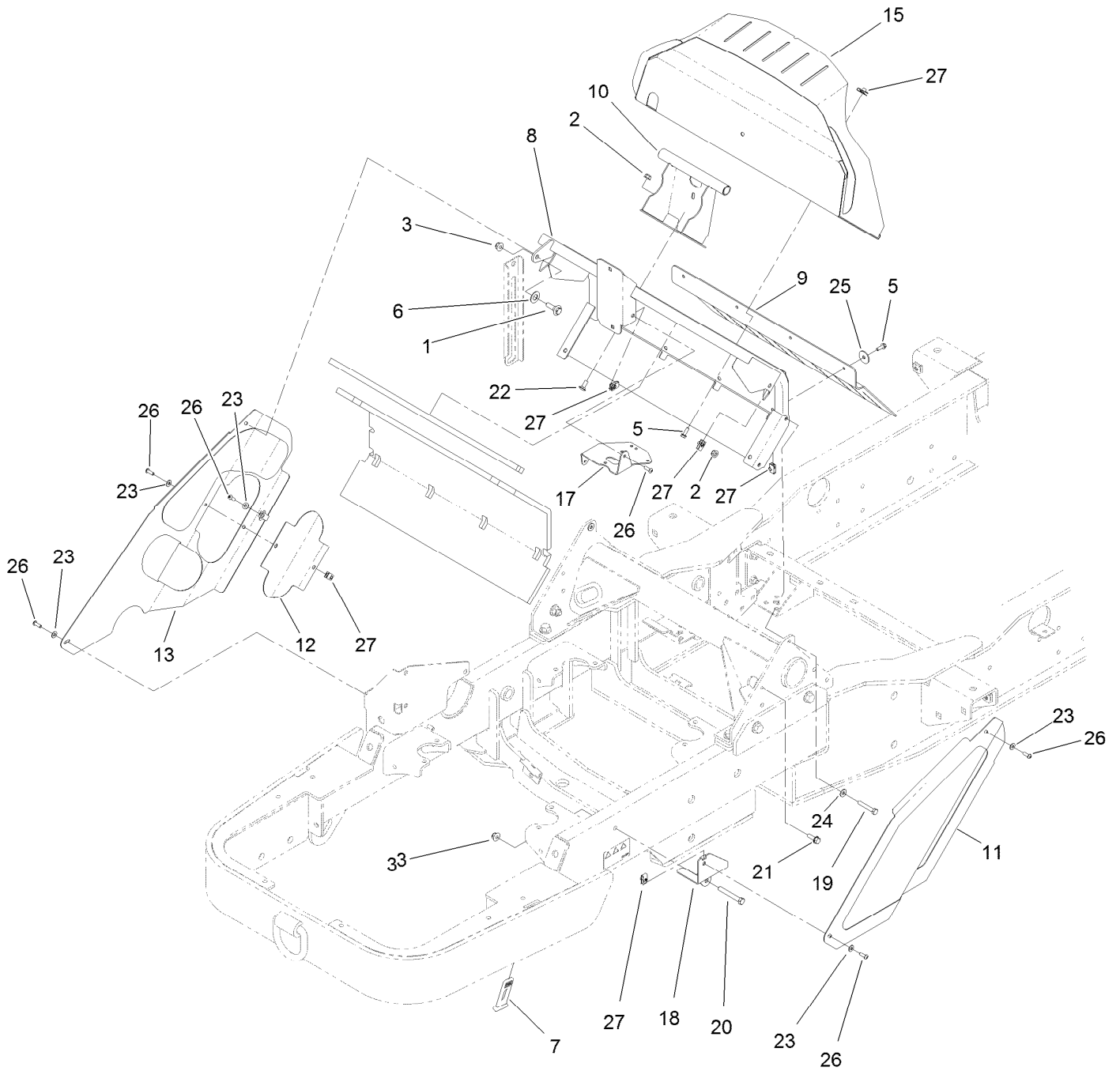


## Air Cleaner Assembly No. 99-5410 (continued)

<i>Ref.</i>	<i>Part Number</i>	<i>Qty.</i>	<i>Description</i>	<i>Ref.</i>	<i>Part Number</i>	<i>Qty.</i>	<i>Description</i>
1	104-4258	1	Valve-Vacuator	6	108-3814	1	Filter-Air
3	104-4259	1	Cover	7	108-3816	1	Filter-Air
5		1	Body ASM ●				

● Not serviced separately

# Screen Assembly





## Screen Assembly (continued)

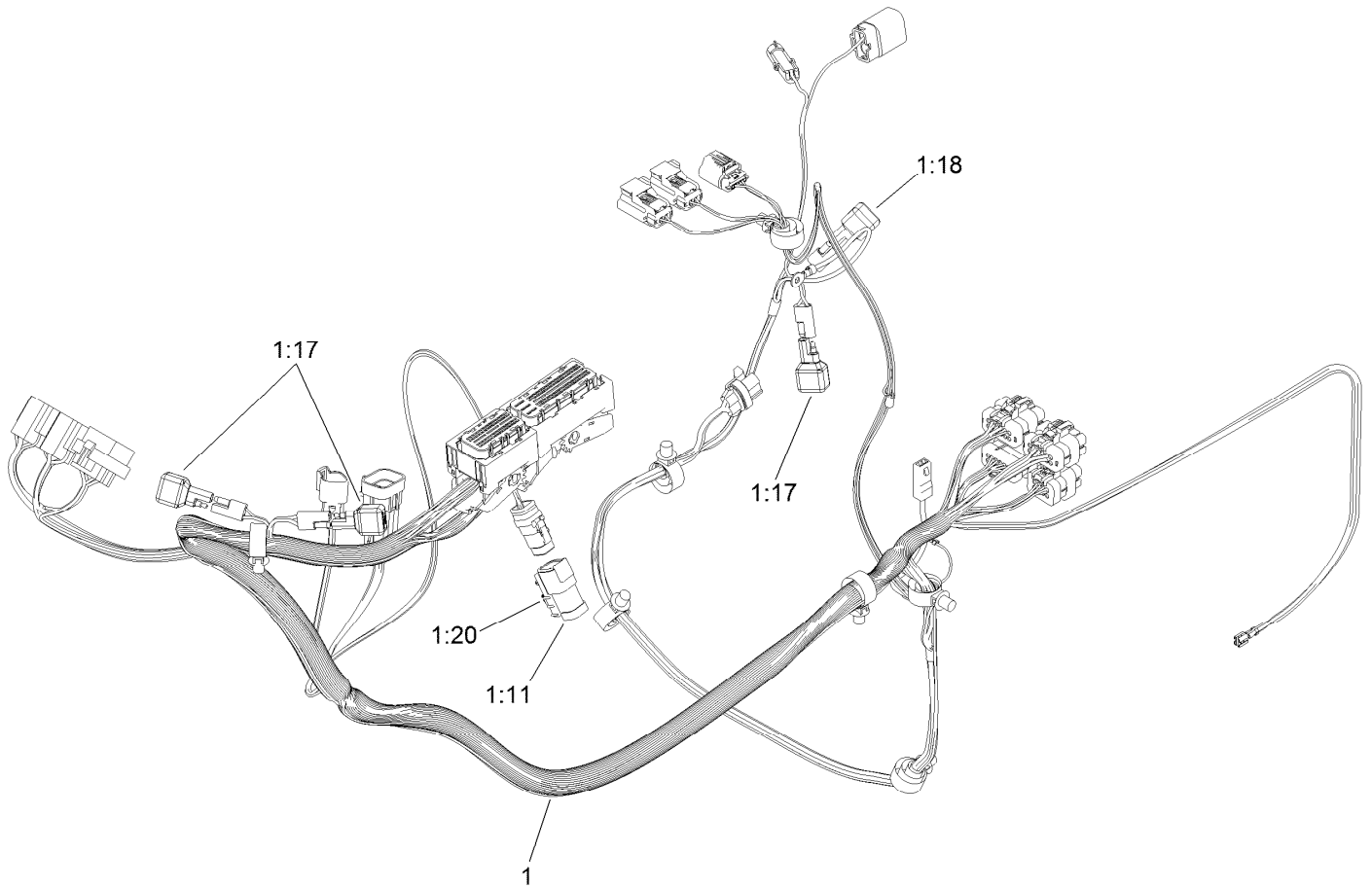
<i>Ref.</i>	<i>Part Number</i>	<i>Qty.</i>	<i>Description</i>	<i>Ref.</i>	<i>Part Number</i>	<i>Qty.</i>	<i>Description</i>
1	614672	1	Screw-Shoulder, HWH	15	138-1870-03	1	Shield-Dash
2	104-8300	5	Nut-HF, NI	17	138-1876	1	Bracket-Sensor
3	104-8301	2	Nut-HF, NI	18	138-1877-01	1	Bracket-Shield
5	115-5103	8	Screw-HHF	19	322-10	2	Screw-HH
6	117-1240	1	Washer	20	323-13	1	Screw-HH
7	131-8402	2	Strap-Down, Hold	21	3234-29	1	Screw-HHF
8	138-8130-03	1	Mount-Mid	22	3230-23	1	Bolt-CARR
9	138-1857	1	Flap-Air	23	3256-1	7	Washer-Flat
10	138-8124-03	1	Hinge	24	3256-2	2	Washer-Flat
11	138-1862-03	1	Shield-LH	25	3256-57	4	Washer-Flat
12	138-1865-03	1	Shield-Exhaust	26	3274-69	9	Screw-HSBH
13	138-3791	1	Shield-RH	27	107069	14	Clip



## Battery Assembly (continued)

<i>Ref.</i>	<i>Part Number</i>	<i>Qty.</i>	<i>Description</i>	<i>Ref.</i>	<i>Part Number</i>	<i>Qty.</i>	<i>Description</i>
1	48-9590	1	Washer-Lock	14	136-5338	1	Mat-Battery
2	56-7972	4	Clamp-Tube	15	323-6	1	Screw-HH
3	56-7977	6	Clamp-Tube	16	323-7	4	Screw-HH
4	66-2490	1	Retainer-Battery	17	3230-5	2	Bolt-CARR
5	104-8300	4	Nut-HF, NI	18	3230-9	1	Screw-CARR
6	104-8301	6	Nut-HF, NI	19	3231-6	1	Screw-CARR
7	106-5190	1	Battery, 660 CCA W/O Electrolyte	20	3230-6	1	Bolt-CARR
8	119-1419	4	Plate-Clamp	21	3255-9	1	Washer-Lock
9	122-0709	1	Cable-Battery, Negative	22	3256-24	1	Washer-Flat
10	122-0710	1	Cable-Battery, Positive	23	3290-378	1	Tie-Cable
11	122-0969	1	Cable-Battery, Negative	24	33004-00	2	Nut-HF
12	122-0970	1	Cable-Battery, Positive	25	33115-020	1	Screw-HH
13	133-7817-01	1	Support-Battery	26	33003-00	1	Nut-HF
				27	122-0071	1	Cable-Battery, Positive

# Engine Wire Harness Assembly

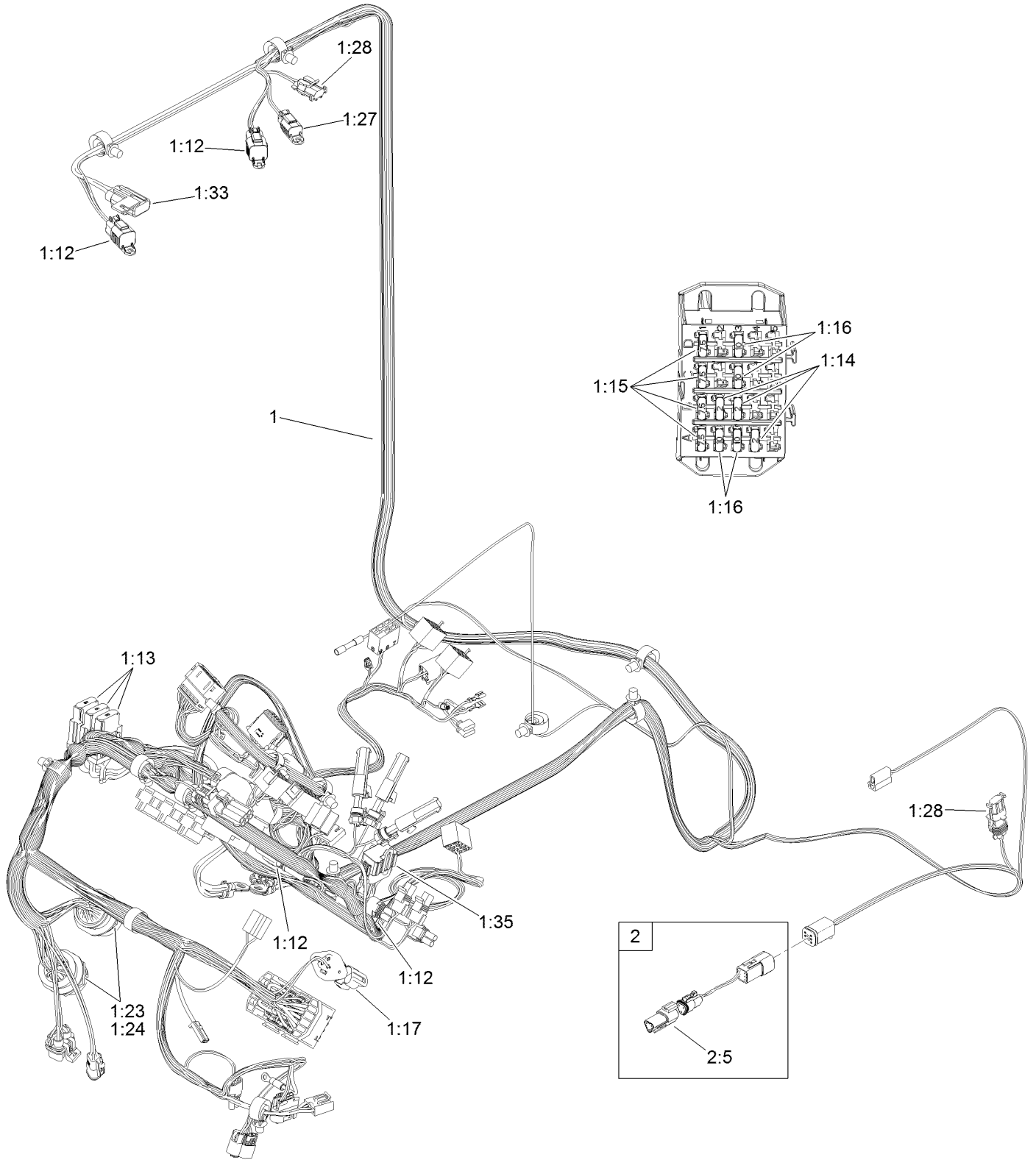


## Engine Wire Harness Assembly (continued)

<i>Ref.</i>	<i>Part Number</i>	<i>Qty.</i>	<i>Description</i>
1	122-0921	1	Harness-Wire, Engine
1:11	32160-359	1	Connector (6M)
1:17	100-4918	3	Diode

<i>Ref.</i>	<i>Part Number</i>	<i>Qty.</i>	<i>Description</i>
1:18	121-8891	1	Resistor (1.6K Ohm)
1:20	32180-103	1	Clip-Connector

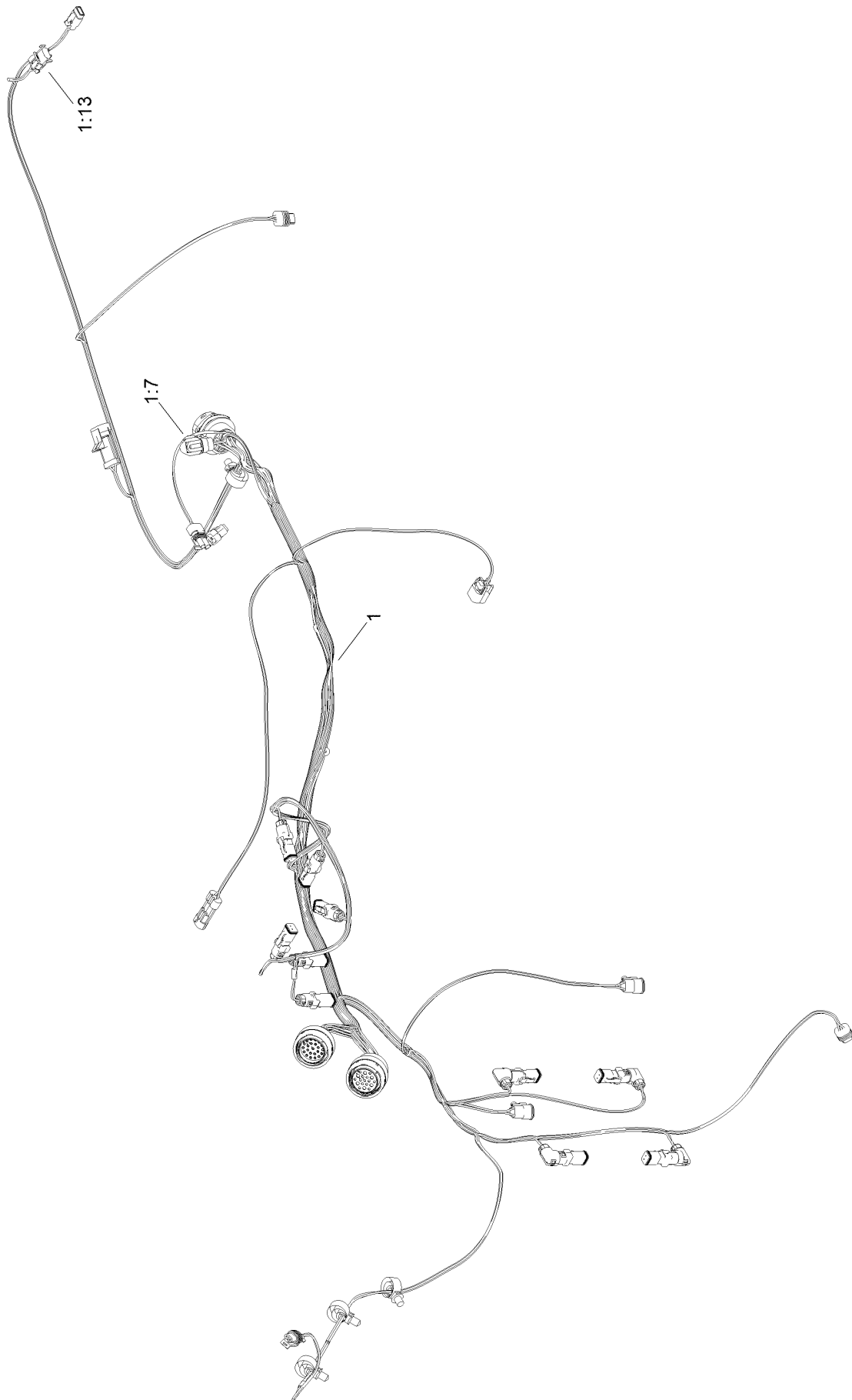
# Platform Wire Harness Assembly



## Platform Wire Harness Assembly (continued)

<i>Ref.</i>	<i>Part Number</i>	<i>Qty.</i>	<i>Description</i>	<i>Ref.</i>	<i>Part Number</i>	<i>Qty.</i>	<i>Description</i>
1	122-0922	1	Harness-Wire, Platform	1:24	32180-174	2	Washer-Lock
1:12	32180-156	4	Cap-Plug, 6 Way	1:27	32180-091	1	Cap-Dust, 2 Way
1:13	114-3342	3	Fuse-Maxi, 60 Amp	1:28	32180-056	1	Cap
1:14	121-8861	3	Fuse-Mini Blade, 2 Amp	1:33	32180-019	1	Cover-Fuse, Single
1:15	121-8865	4	Fuse-Mini Blade, 7.5 Amp	1:35	32180-270	1	Cap-Dust, 12 Way
1:16	121-8866	5	Fuse-Mini Blade, 10 Amp	2	122-1047	1	Harness-Wire, Can Terminator
1:17	32180-089	1	Cap-Plug, 3 Way	2:5	32180-043	1	Resistor-120 Ohm
1:23	32180-175	2	Nut-Connector				

# Frame Wire Harness Assembly

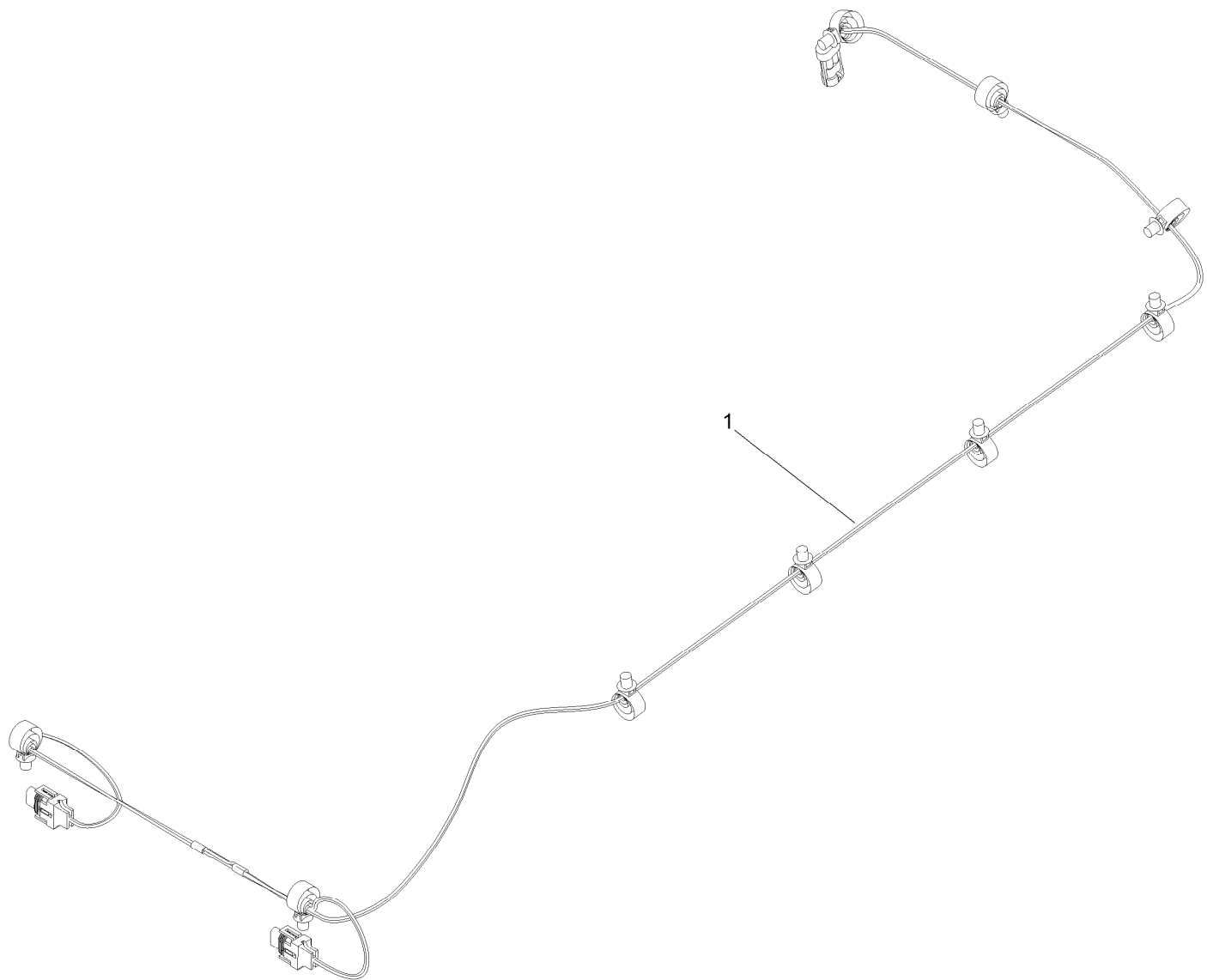




## Frame Wire Harness Assembly (continued)

<i>Ref.</i>	<i>Part Number</i>	<i>Qty.</i>	<i>Description</i>
1	122-0923	1	Harness-Wire, Frame
1:7	32180-089	1	Cap-Plug, 3 Way
1:13	32180-056	1	Cap

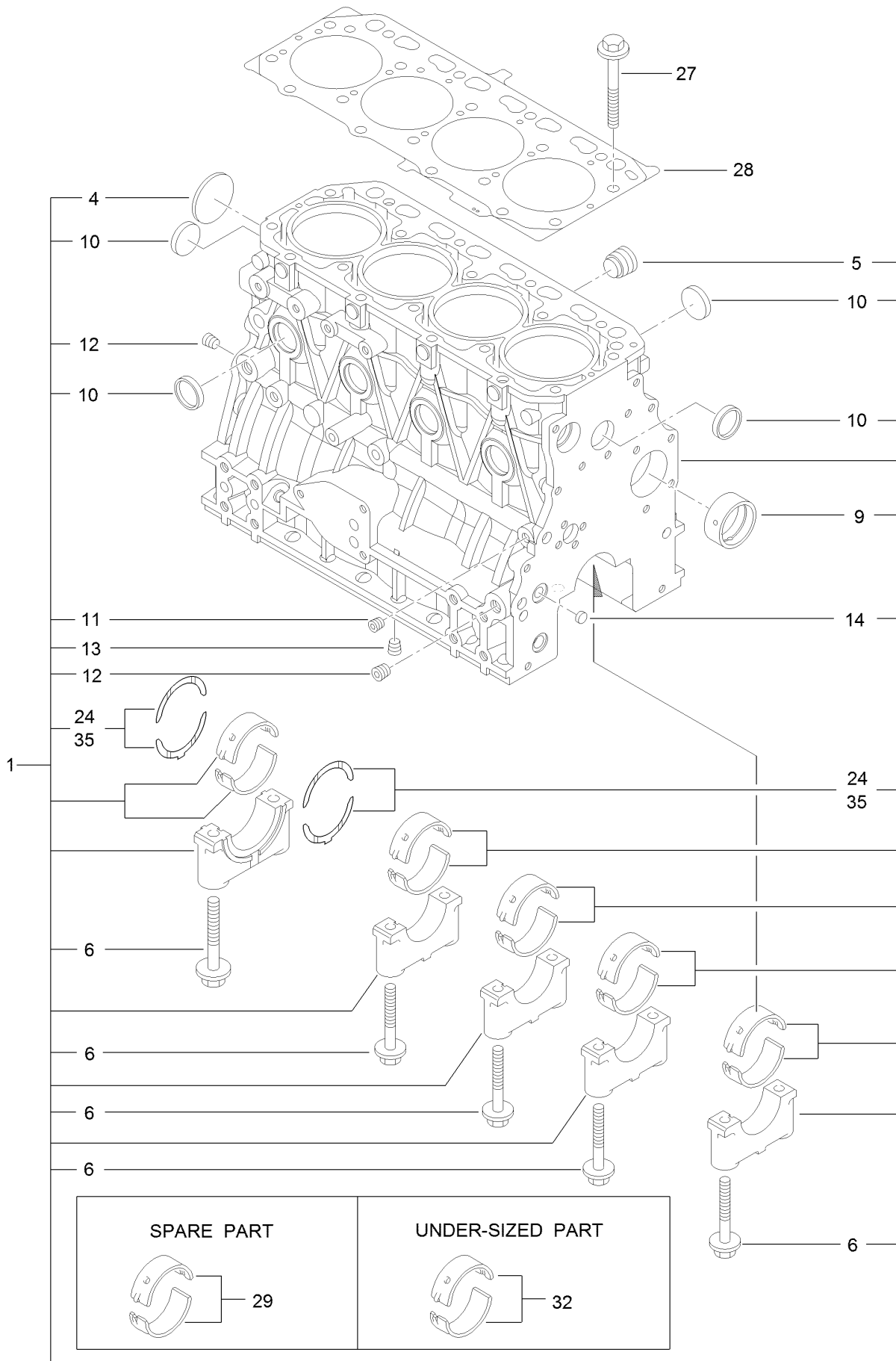
# Headlight Wire Harness Assembly



# Headlight Wire Harness Assembly (continued)

<i>Ref.</i>	<i>Part Number</i>	<i>Qty.</i>	<i>Description</i>
1	122-1045	1	Harness-Wire, Headlight

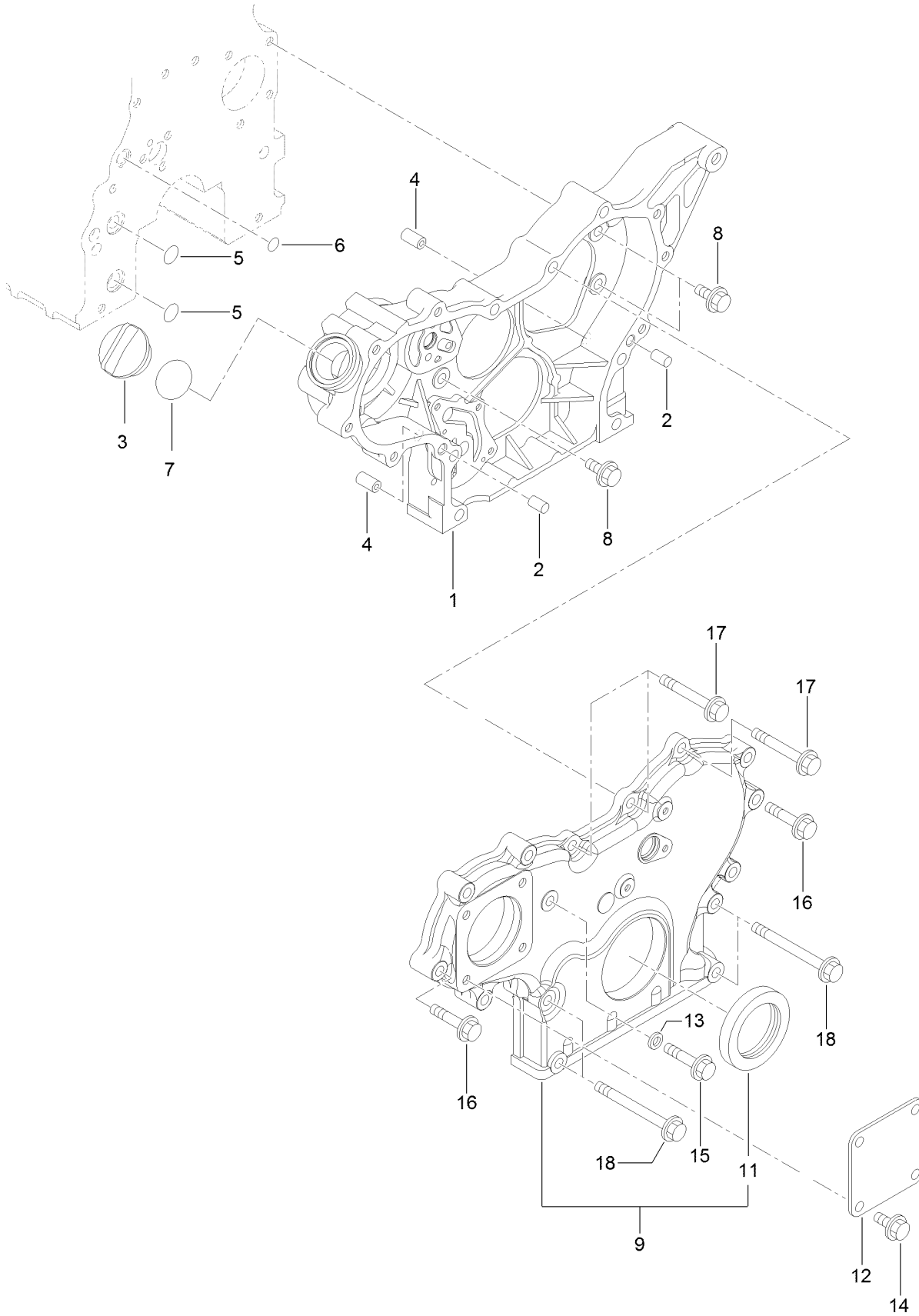
# Cylinder Block Assembly



## Cylinder Block Assembly (continued)

<i>Ref.</i>	<i>Part Number</i>	<i>Qty.</i>	<i>Description</i>	<i>Ref.</i>	<i>Part Number</i>	<i>Qty.</i>	<i>Description</i>
1	127-3127	1	Cylinder Block ASM	13	125-6973	1	Plug
4	125-6980	1	Plug	14	125-7237	1	Plug
5	125-7170	1	Plug	24	125-7010	2	Metal-Thrust
6	125-7007	10	Bolt	27	125-7006	18	Bolt
9	125-7108	1	Bushing	28	127-3126	1	Gasket-Head, Cylinder
10	138-7824	8	Plug	29	125-6981	5	Metal-Main
11	125-6969	1	Plug	32	125-7009	5	Metal-Main (0.25)
12	125-6973	2	Plug	35	125-7011	1	Metal-Thrust (0.25)

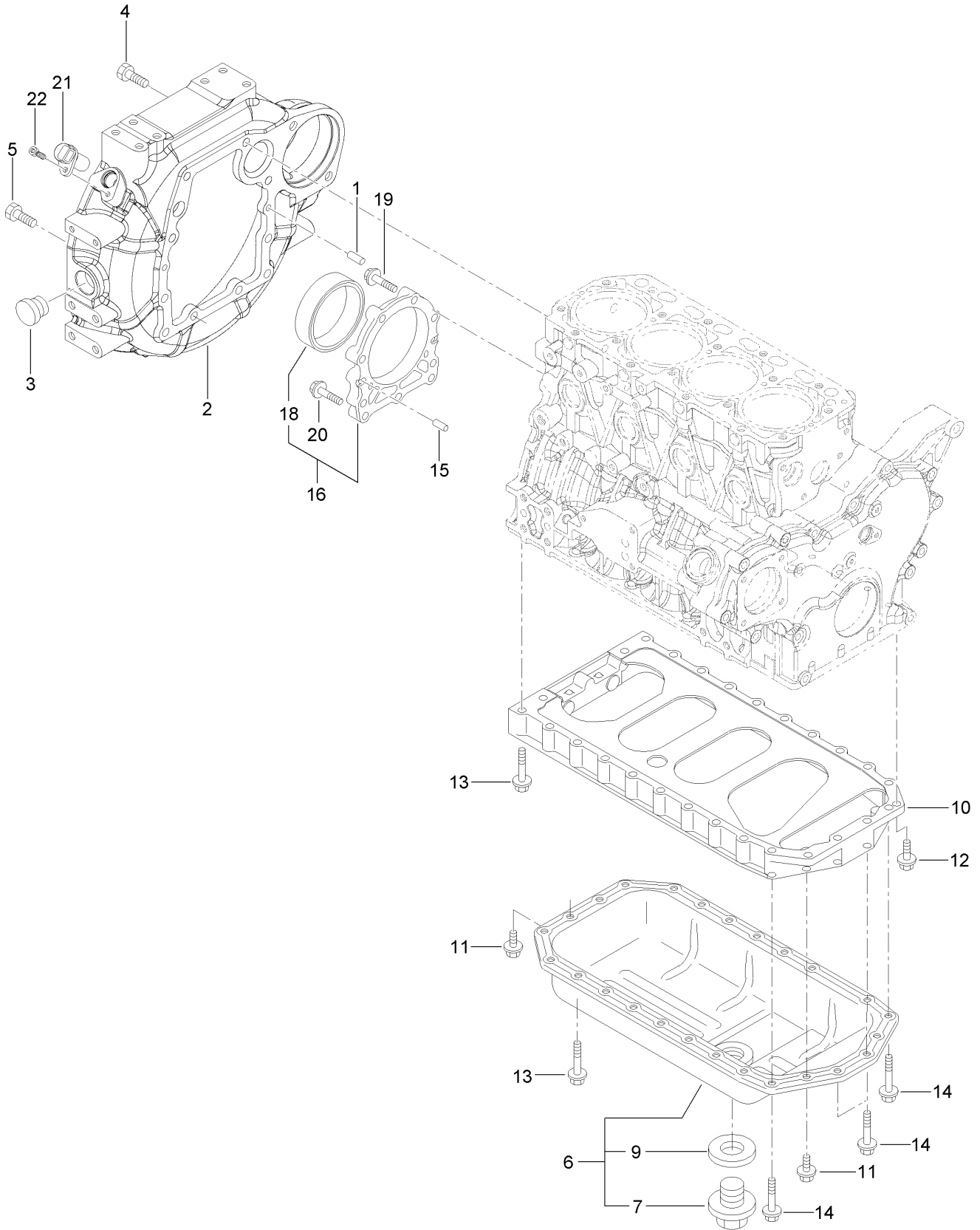
# Gear Housing Assembly



## Gear Housing Assembly (continued)

<i>Ref.</i>	<i>Part Number</i>	<i>Qty.</i>	<i>Description</i>	<i>Ref.</i>	<i>Part Number</i>	<i>Qty.</i>	<i>Description</i>
1	138-7825	1	Case-Gear	11	125-6944	1	Seal-Oil
2	125-6995	2	Pin	12	125-6977	1	Cover
3	125-6972	1	Cover-Filler	13	125-7174	1	Washer-Seal
4	125-7107	2	Pipe	14	125-7214	4	Bolt
5	125-6909	2	O-Ring	15	125-7217	1	Bolt
6	127-2973	1	O-Ring	16	125-7218	7	Bolt
7	125-7197	1	O-Ring	17	125-7222	3	Bolt
8	125-7214	3	Bolt	18	125-7224	4	Bolt
9	127-3024	1	Gearcase Cover ASM				

# Flywheel Housing and Oil Sump Assembly

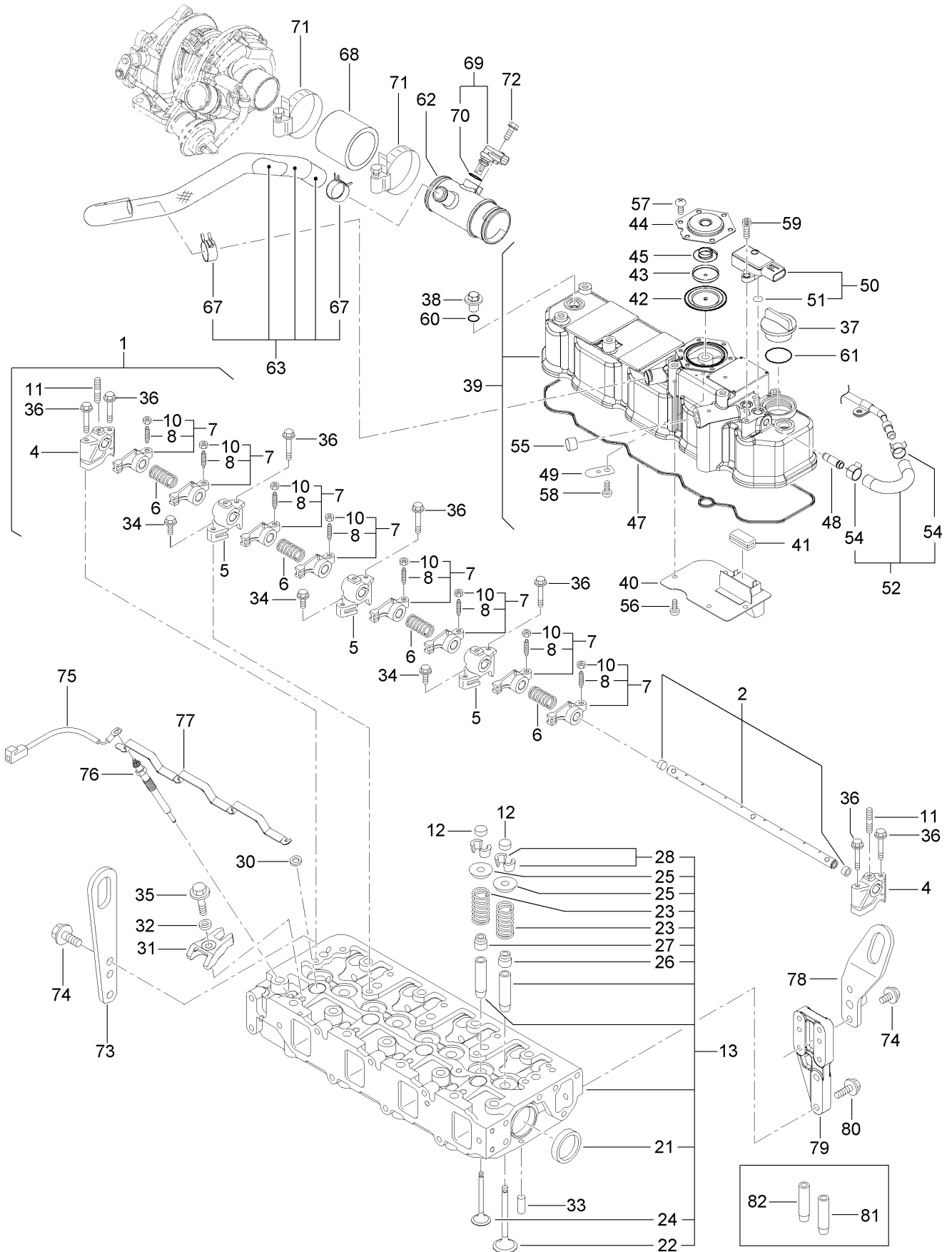




## Flywheel Housing and Oil Sump Assembly (continued)

<i>Ref.</i>	<i>Part Number</i>	<i>Qty.</i>	<i>Description</i>	<i>Ref.</i>	<i>Part Number</i>	<i>Qty.</i>	<i>Description</i>
1	125-6995	2	Pin	12	125-7215	2	Bolt
2	127-3025	1	Housing-Flywheel	13	125-7219	20	Bolt
3	125-6910	1	Cap	14	125-7220	4	Bolt
4	125-7226	6	Bolt	15	125-6995	2	Pin
5	125-7227	4	Bolt	16	135-4011	1	Case ASM
6	138-7826	1	Oil Pan ASM	18	138-7827	1	Seal, Oil
7	125-6912	1	Plug-Drain	19	125-7045	6	Bolt
9	125-7177	1	Washer-Seal	20	125-7217	3	Bolt
10	125-7035	1	Spacer	21	127-3062	1	Sensor-Rev, Flywheel
11	125-7214	4	Bolt	22	127-3184	1	Bolt

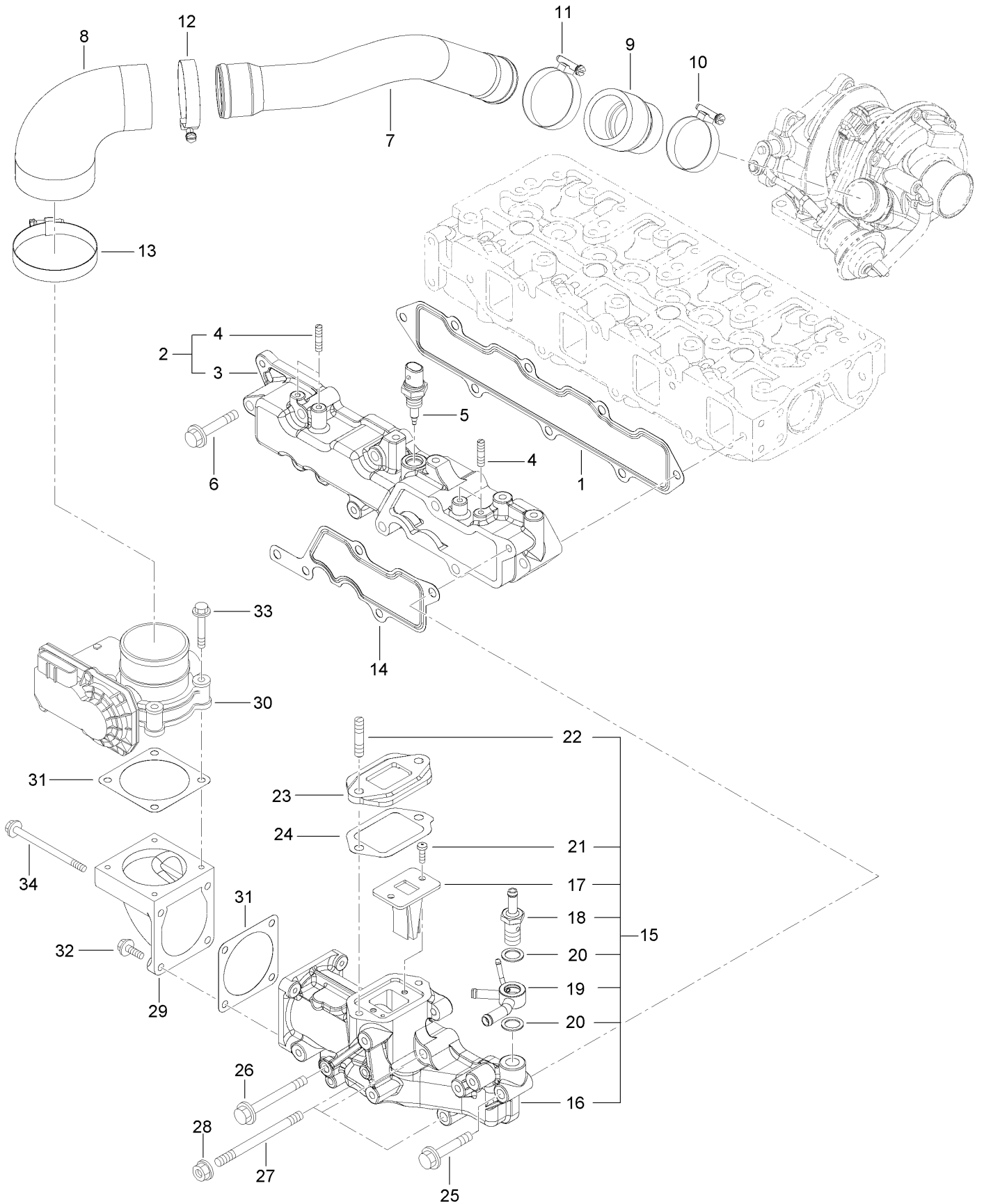
# Cylinder Head and Cover Assembly



## Cylinder Head and Cover Assembly (continued)

<i>Ref.</i>	<i>Part Number</i>	<i>Qty.</i>	<i>Description</i>	<i>Ref.</i>	<i>Part Number</i>	<i>Qty.</i>	<i>Description</i>
1	127-3005	1	Shaft ASM	45	125-6962	1	Spring-Diaphragm
2	127-3006	1	Shaft	47	127-3106	1	Gasket-Cover
4	127-2974	2	Support	48	127-3026	1	Joint
5	127-2975	3	Support	49	125-6994	1	Spring
6	127-2995	4	Spring	50	127-3029	1	Sensor-Pressure
7	127-2989	8	Arm-Rocker	51	127-3032	2	O Ring-Sensor, Pressure
8	125-7013	8	Screw-Adjust, Valve	52	127-3040	1	Hose ASM
10	125-7014	8	Nut	54	127-3041	2	Clip-Hose
11	127-3759	3	Stud	55	125-6913	1	Plug
12	127-2996	8	Cap-Valve	56	125-7186	4	Screw
13	127-3132	1	Cylinder Head ASM	57	125-7186	6	Screw
21	125-7240	2	Plug	58	125-7186	1	Screw
22	127-2990	4	Valve	59	127-3184	2	Bolt
23	127-3012	8	Spring	60	138-7829	3	O-Ring
24	127-2994	4	Valve	61	125-7197	1	O-Ring
25	127-3013	8	Retainer-Spring	62	137-5169	1	Breather Joint
26	127-2986	4	Seal-Stem, Valve	63	138-7830	1	Breather Hose ASM
27	127-3027	4	Seal-Stem, Valve	67	125-7040	1	Clip-Hose
28	127-3186	8	Pin-Cotter	68	127-3133	1	Hose-Intake
30	127-3021	4	Gasket-Injector	69	127-3030	1	Sensor-Temp, Air
31	127-3028	4	Retainer-Injector	70	127-3033	1	O-Ring
32	127-2980	4	Washer-Injector	71	125-7190	1	Clamp-Hose
33	125-7184	2	Pin-Spring	72	125-7208	1	Bolt
34	125-7215	3	Bolt	73	125-7111	1	Lifter
35	125-7217	4	Bolt	74	100-6928	1	Bolt
36	125-7220	7	Bolt	75	131-2704	1	Harness-Wire
37	125-6972	1	Cover-Filler	76	127-2991	1	Plug-Glow
38	125-6974	3	Knob	77	127-3123	1	Connector-Glow Plug
39	138-7828	1	Head Cover ASM	78	138-7868	1	Lifter-Engine
40	127-2988	1	Plate	79	138-7869	1	Spacer-Lifter
41	125-7012	1	Baffle	80	125-7215	1	Bolt
42	125-6959	1	Diaphragm	81	127-2979	1	Guide
43	125-6960	1	Plate	82	127-2997	1	Guide-Valve
44	125-6961	1	Plate-Breather				

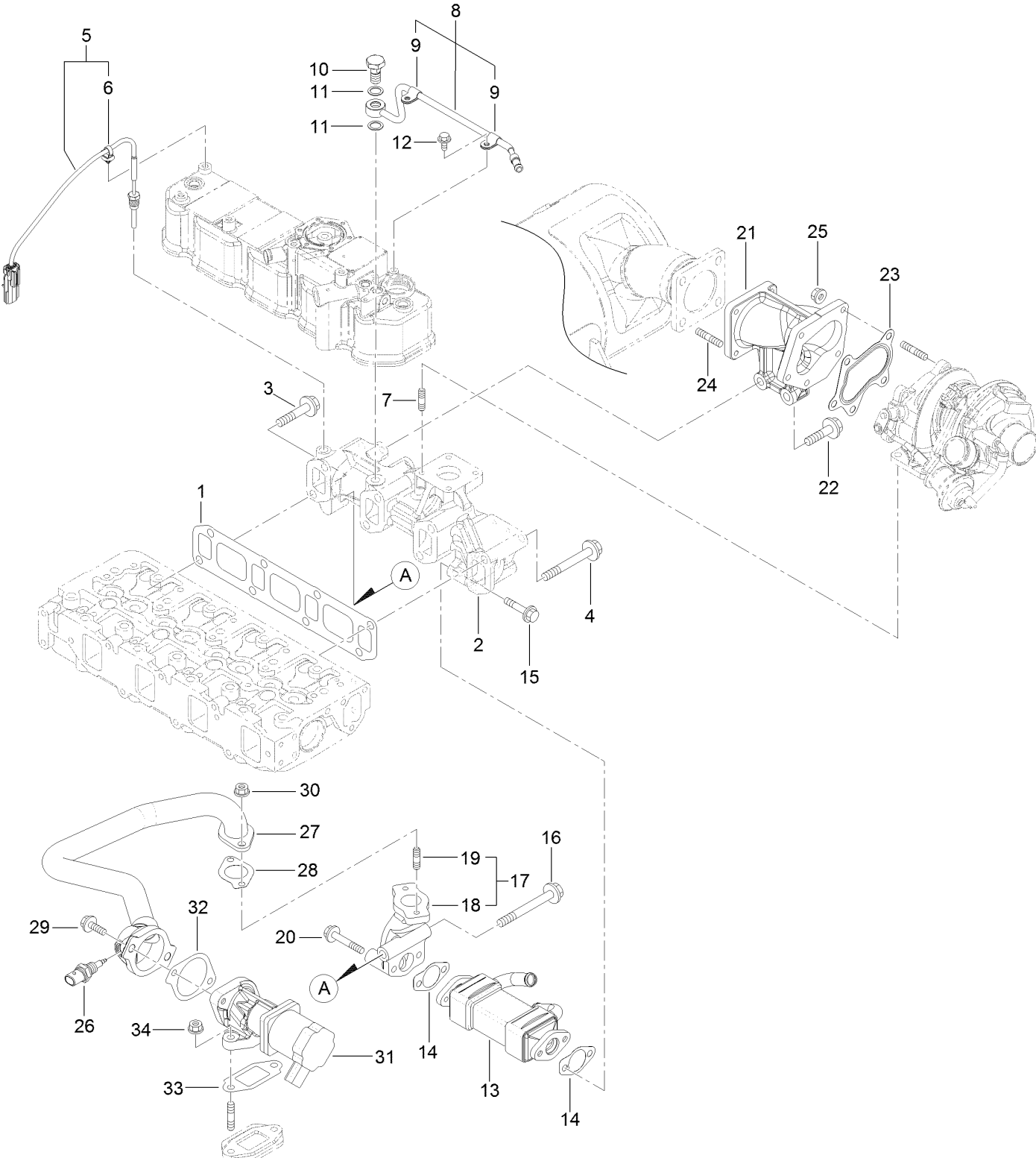
# Suction Manifold Assembly



## Suction Manifold Assembly (continued)

<i>Ref.</i>	<i>Part Number</i>	<i>Qty.</i>	<i>Description</i>	<i>Ref.</i>	<i>Part Number</i>	<i>Qty.</i>	<i>Description</i>
1	127-3107	1	Gasket-Manifold, Intake	18	127-3080	1	Joint-Hose
2	127-3135	1	Intake Manifold ASM	19	127-3081	1	Joint-Hose
3	127-3134	1	Manifold-Intake	20	127-3166	2	Washer-Seal
4	127-3180	4	Stud	21	127-3168	2	Screw
5	137-5167	1	Sensor-Temperature, Air	22	138-7831	2	Stud, M8X 35
6	125-7220	6	Bolt	23	127-3045	1	Spacer-Valve, E G R
7	127-3152	1	Duct-Suction	24	127-3046	1	Gasket-E G R
8	127-3096	1	Joint-Rubber	25	127-3178	1	Bolt
9	127-3153	1	Joint-Rubber	26	127-3178	1	Bolt
10	125-7189	1	Clamp-Hose	27	127-3182	3	Stud
11	127-3170	1	Clamp-Hose	28	125-7229	3	Nut
12	125-7190	1	Clamp-Hose	29	127-3035	1	Bend-Inlet
13	127-3171	1	Clamp-Hose	30	127-3036	1	Body-Throttle
14	127-3034	1	Gasket-Collector	31	127-3037	2	Gasket-Throttle
15	127-3093	1	Intake Collector ASM	32	125-7209	2	Bolt
16	127-3092	1	Collector-Intake	33	125-7211	4	Bolt
17	127-3139	1	Valve-Reed	34	127-3177	2	Bolt

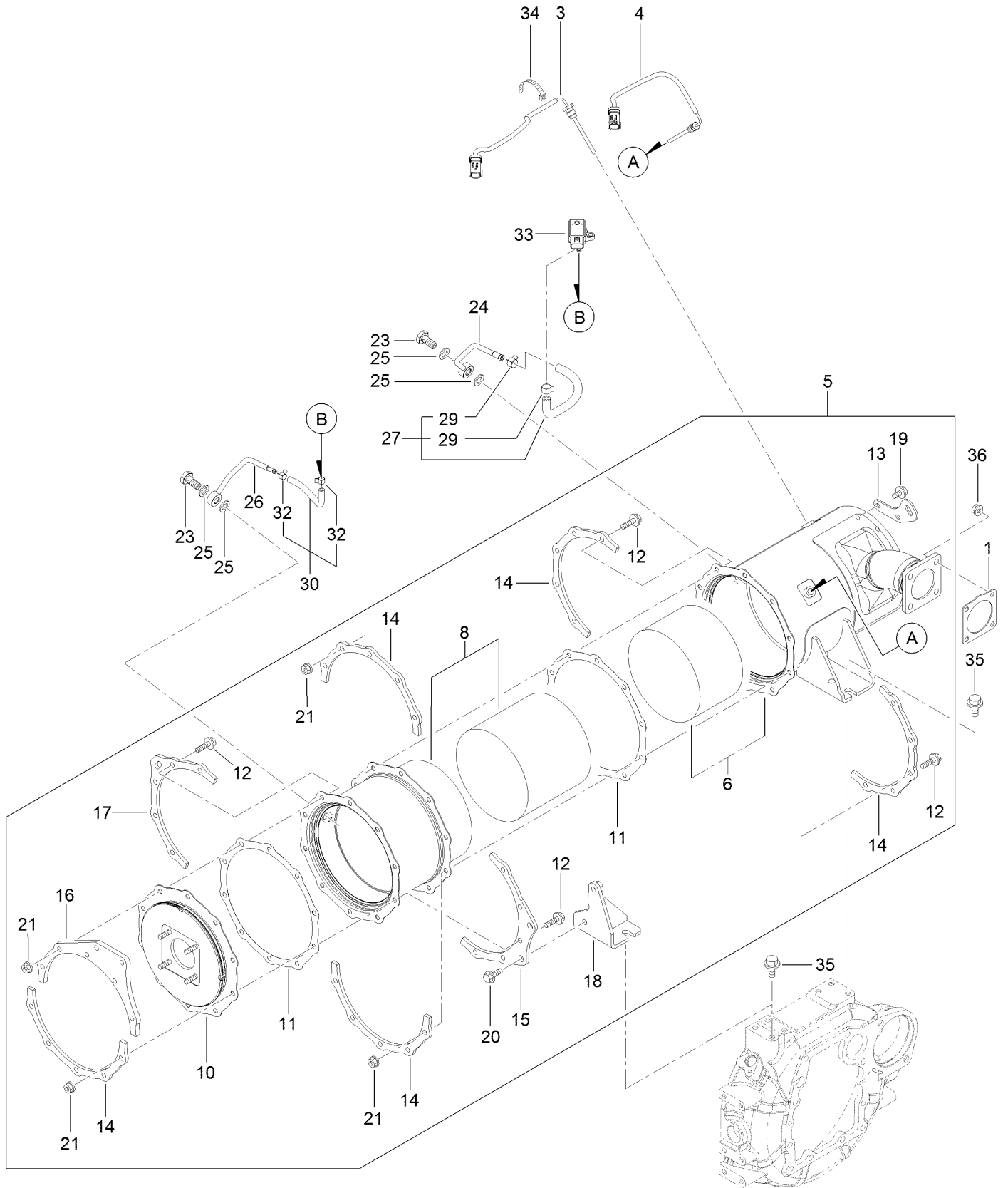
# Exhaust Manifold Assembly



## Exhaust Manifold Assembly (continued)

<i>Ref.</i>	<i>Part Number</i>	<i>Qty.</i>	<i>Description</i>	<i>Ref.</i>	<i>Part Number</i>	<i>Qty.</i>	<i>Description</i>
1	127-3108	1	Gasket-Manifold, Exhaust	18	127-3049	1	Pipe-Out, E G R
2	127-3136	1	Manifold-Exhaust	19	125-7043	2	Stud
3	135-4013	1	Bolt	20	125-7220	2	Bolt
4	135-4014	7	Bolt	21	138-7832	1	Pipe, Exhaust
5	127-3140	1	Sensor-Temp, Exhaust	22	133-6792	2	Bolt
6	127-3087	1	Band-Clip	23	125-7071	1	Gasket
7	125-7043	4	Stud	24	125-6906	4	Stud
8	127-3038	1	Exhaust Pipe ASM	25	125-7229	5	Nut
9	127-3173	2	Clamp	26	137-5168	1	Sensor-Gas Temp, E G R
10	127-3039	1	Bolt-Joint, Pipe	27	127-3109	1	E G R Pipe ASM
11	127-3174	2	Gasket	28	127-3016	1	Gasket
12	125-7206	2	Bolt	29	125-7215	2	Bolt
13	127-3042	1	Cooler-E G R	30	125-7229	2	Nut
14	127-3043	2	Gasket-Cooler, E G R	31	127-3110	1	Valve-E G R
15	135-4015	2	Bolt	32	127-3050	1	Gasket-Intake Valve, E G R
16	135-4016	1	Bolt	33	127-3051	1	Gasket-Out Valve, E G R
17	127-3048	1	E G R Pipe ASM	34	125-7229	2	Nut

# Diesel Particulate Filter Assembly

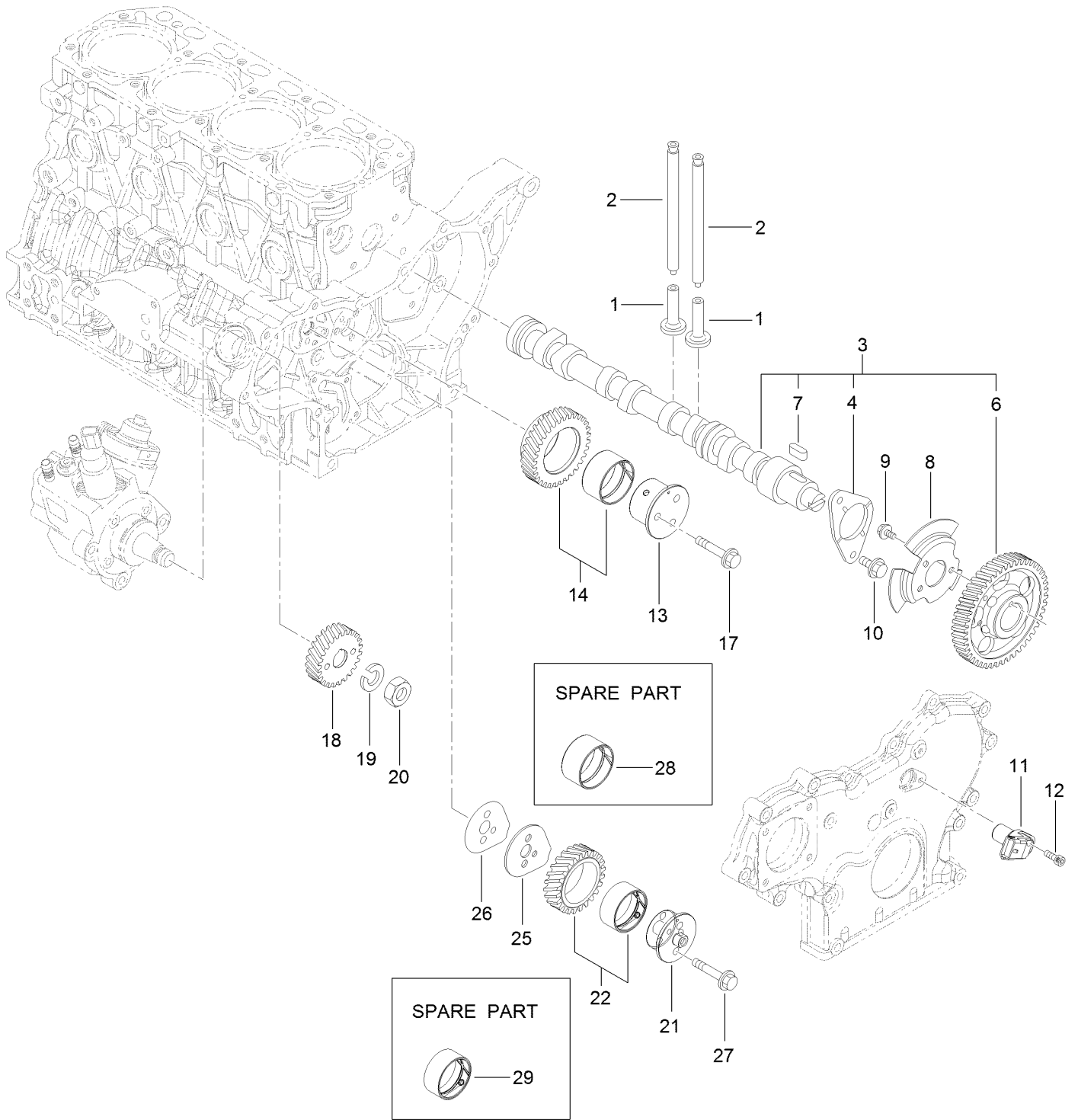




## Diesel Particulate Filter Assembly (continued)

<i>Ref.</i>	<i>Part Number</i>	<i>Qty.</i>	<i>Description</i>	<i>Ref.</i>	<i>Part Number</i>	<i>Qty.</i>	<i>Description</i>
1	127-3019	1	Gasket	19	125-7213	2	Bolt
3	127-4764	1	Sensor-Temp, Exhaust	20	131-2740	2	Bolt
4	127-4765	1	Sensor-Temp, Exhaust	21	125-7229	20	Nut
5	138-7833	1	D P F ASM	23	127-3039	2	Bolt-Joint, Pipe
6	138-7834	1	Case-Doc	24	127-3164	1	Exhaust Pressure Pipe ASM
8	137-5170	1	Case-Filter, Soot	25	127-3056	4	Gasket-Sensor
10	127-3143	1	Flange-Outlet	26	127-3165	1	Exhaust Pressure Pipe ASM
11	127-3162	2	Gasket-D P F	27	138-8256	1	Exhaust Hose ASM
12	127-3055	20	Bolt	29	127-3057	2	Clip-Hose
13	127-3144	1	Lifter-D P F	30	138-8257	1	Exhaust Press Hose ASM
14	127-3145	5	Stiffener-D P F, A	32	127-3058	2	Clip-Hose
15	137-5171	1	Stiffener-D P F, B	33	127-3060	1	Sensor-Pressure
16	137-5172	1	Stiffener-D P F, C	34	127-3124	1	Band
17	127-3147	1	Stiffener-D P F, C	35	130-7444	4	Bolt
18	138-7835	1	Stay, Dpf	36	125-7229	4	Nut

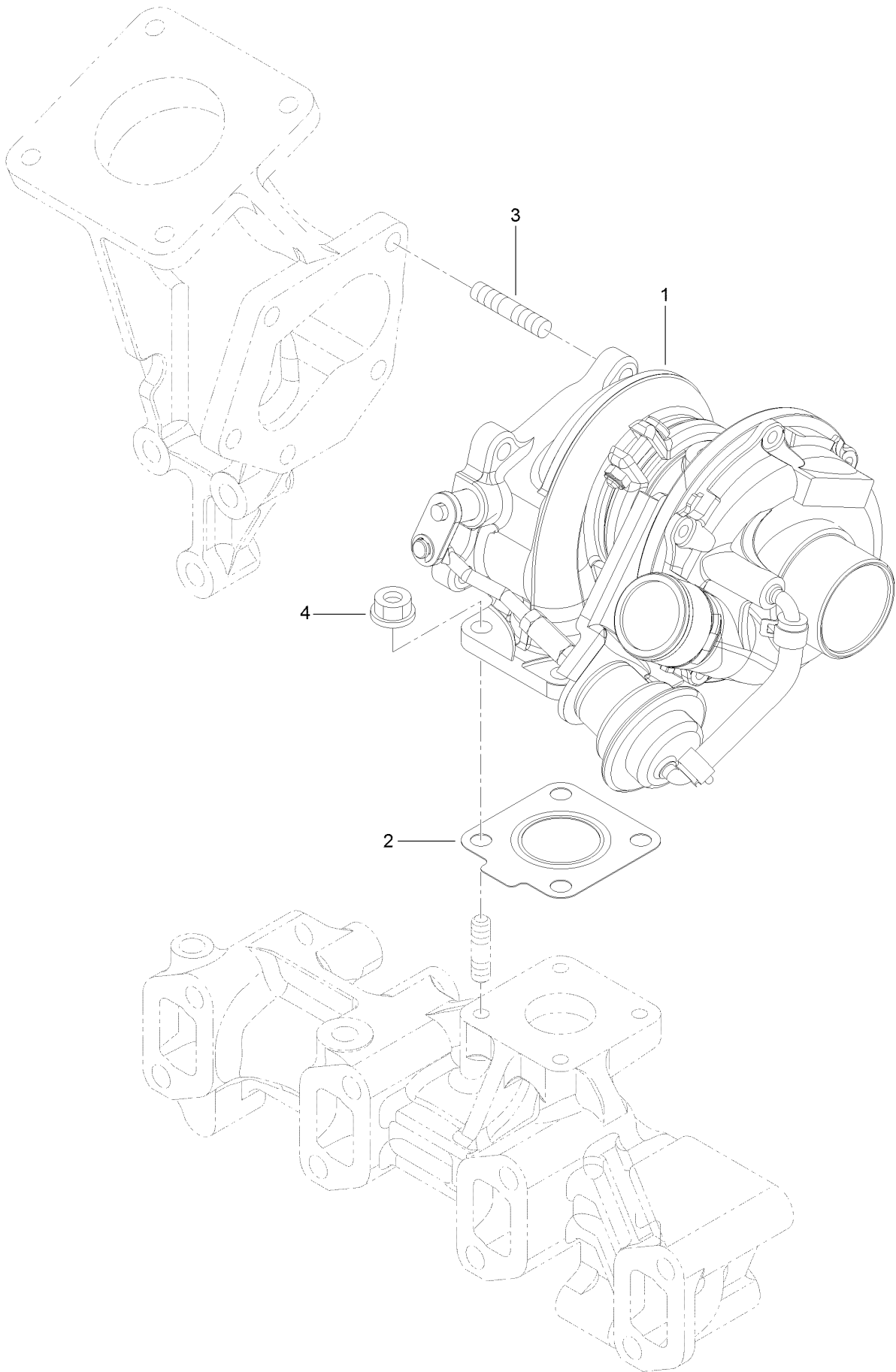
# Camshaft and Driving Gear Assembly



## Camshaft and Driving Gear Assembly (continued)

<i>Ref.</i>	<i>Part Number</i>	<i>Qty.</i>	<i>Description</i>	<i>Ref.</i>	<i>Part Number</i>	<i>Qty.</i>	<i>Description</i>
1	125-7016	8	Tappet	14	127-3066	1	Idle Gear A ASM
2	125-7017	8	Rod-Push	17	125-7219	3	Bolt
3	127-3113	1	Camshaft ASM	18	127-3070	1	Gear-Pump, Supply
4	125-7008	1	Metal-Thrust	19	127-3167	1	Washer-Spring
6	127-3052	1	Gear-Camshaft	20	127-3185	1	Nut-Lock
7	125-7185	1	Key	21	127-3064	1	Shaft-Idle, Gear B
8	127-3053	1	Pulser-Camshaft	22	127-3067	1	Idle Gear B ASM
9	125-7205	3	Bolt	25	127-3068	1	Plate-Idle, Shaft
10	125-7213	2	Bolt	26	127-3069	1	Gasket-Idle, Shaft B
11	127-3054	1	Sensor-Rev, Gear	27	125-7218	2	Bolt
12	127-3184	1	Bolt	28	125-6927	1	Bushing
13	127-3063	1	Shaft-Idle, Gear A	29	127-3065	1	Bushing

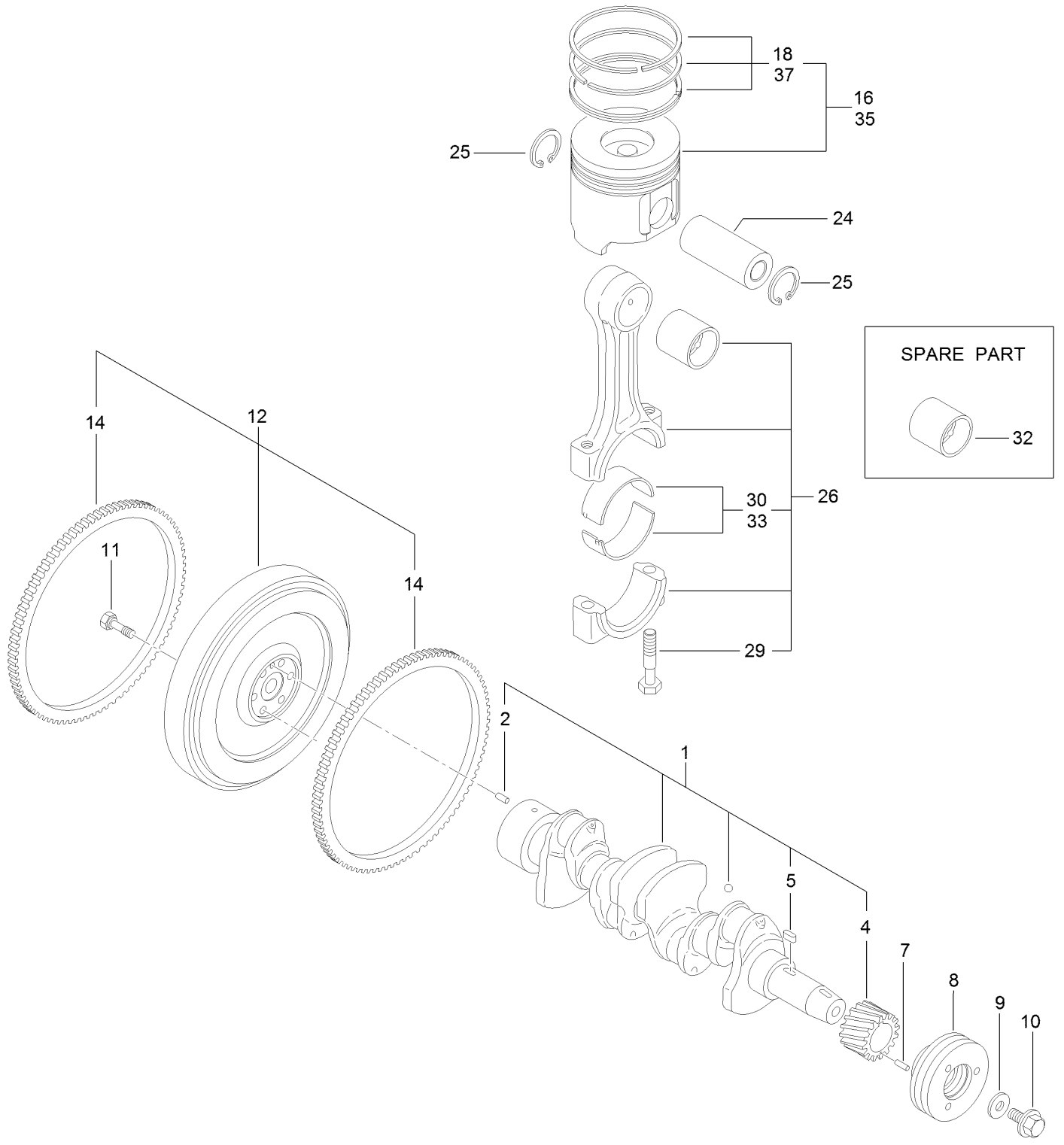
# Turbine Assembly



## Turbine Assembly (continued)

<i>Ref.</i>	<i>Part Number</i>	<i>Qty.</i>	<i>Description</i>	<i>Ref.</i>	<i>Part Number</i>	<i>Qty.</i>	<i>Description</i>
1	138-7836	1	Turbocharger	3	125-6906	5	Stud
2	125-7070	1	Gasket	4	125-7229	4	Nut

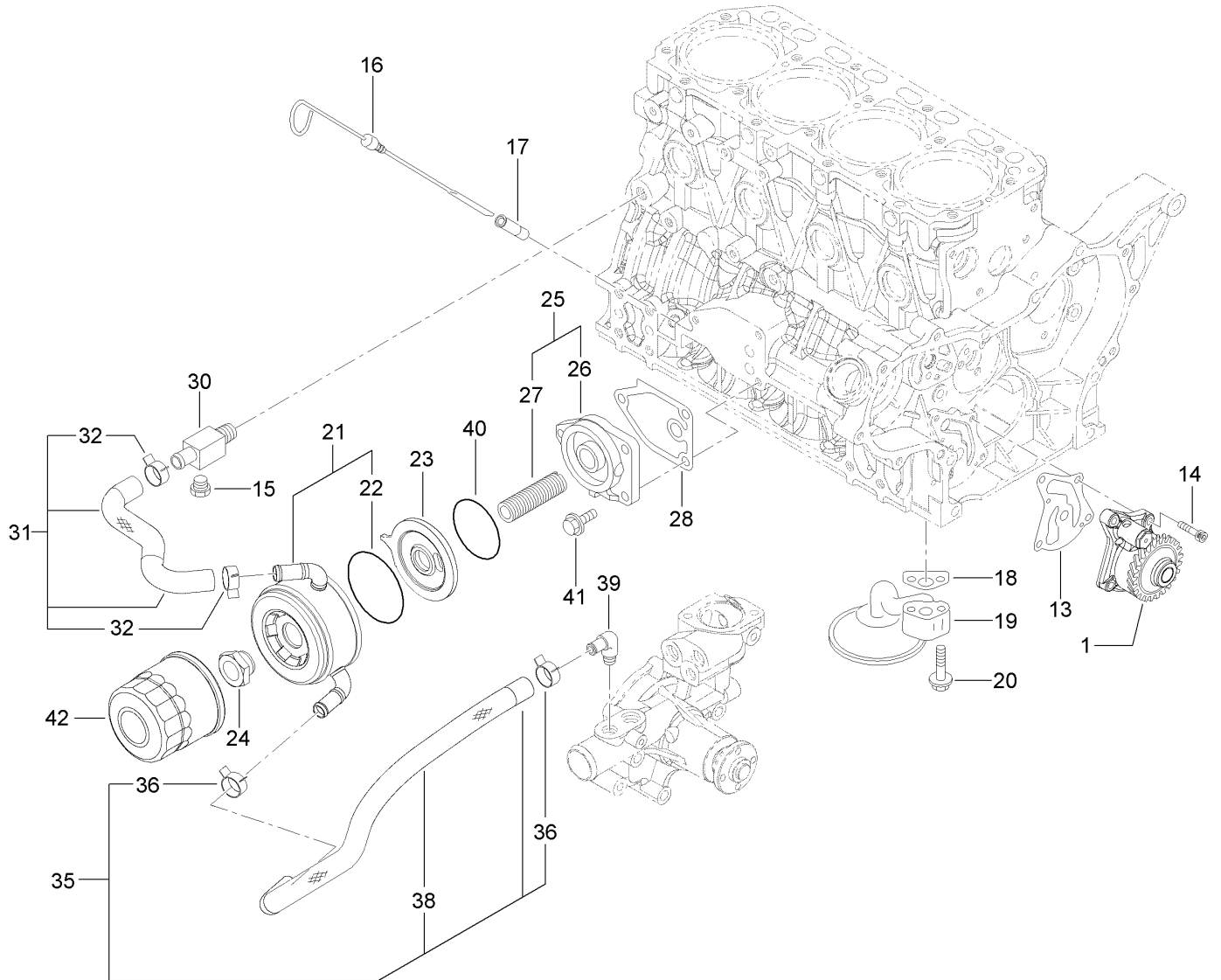
# Crankshaft and Piston Assembly



## Crankshaft and Piston Assembly (continued)

<i>Ref.</i>	<i>Part Number</i>	<i>Qty.</i>	<i>Description</i>	<i>Ref.</i>	<i>Part Number</i>	<i>Qty.</i>	<i>Description</i>
1	125-7091	1	Crankshaft ASM	16	127-3097	4	Piston ASM
2	125-6995	1	Pin	18	127-3098	4	Piston Ring ASM
4	125-6937	1	Gear	24	125-7030	4	Pin
5	125-7185	1	Key	25	125-7180	8	Ring
7	125-7182	1	Pin-Spring	26	125-7242	4	Connecting Rod ASM
8	125-6925	1	V-Pulley	29	125-6955	8	Bolt
9	125-7109	1	Washer	30	125-7018	4	Pin-Crank
10	125-6956	1	Bolt	32	125-6997	4	Pin-Piston
11	125-6951	6	Bolt	33	125-7019	4	Pin-Crank (.25)
12	127-3160	1	Flywheel ASM	35	127-3099	4	Piston ASM (0.25 O.S.)
14	125-6943	1	Gear	37	127-3100	4	Piston Ring ASM (0.25 O.S.)

# Lubrication and Oil System Assembly

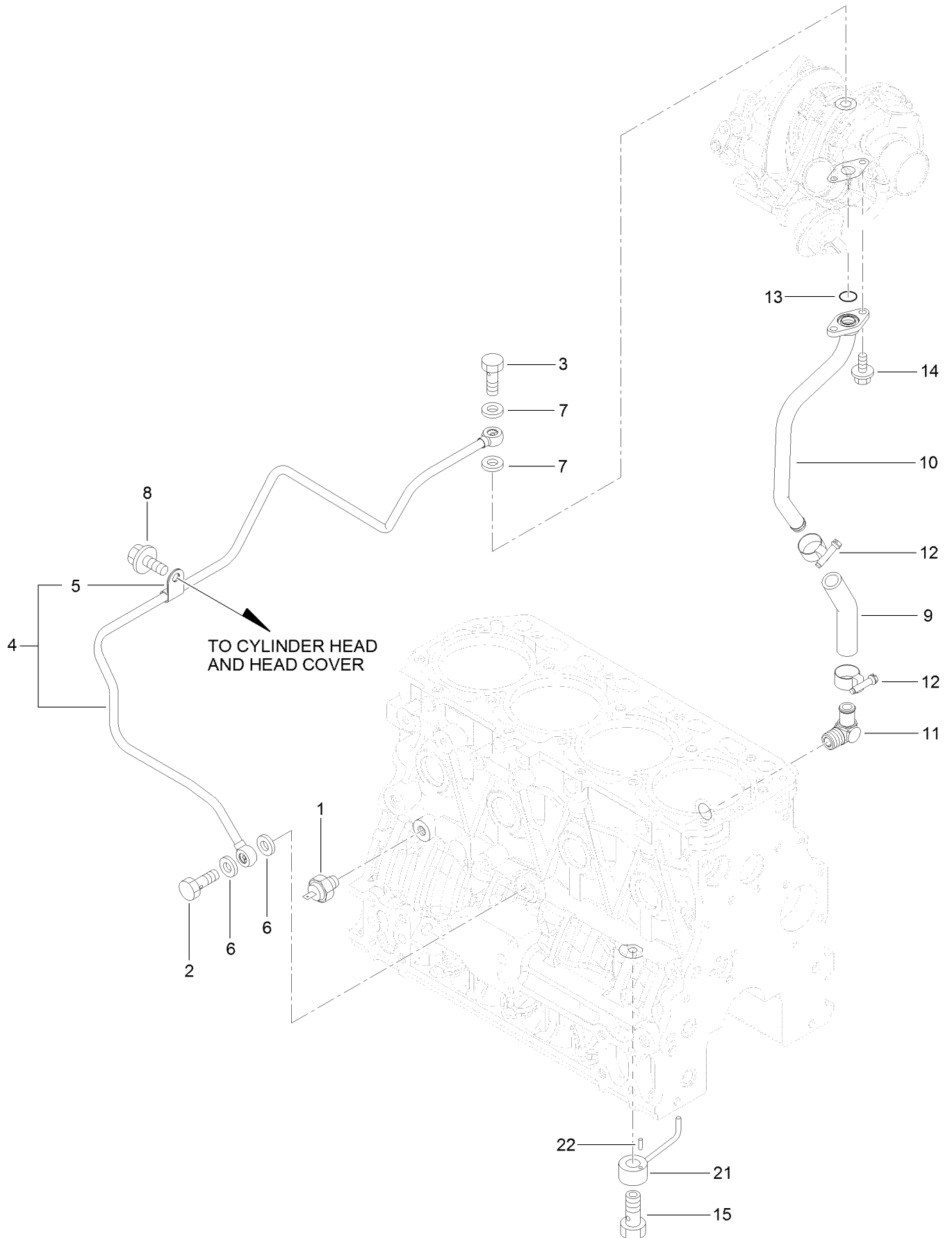




## Lubrication and Oil System Assembly (continued)

<i>Ref.</i>	<i>Part Number</i>	<i>Qty.</i>	<i>Description</i>	<i>Ref.</i>	<i>Part Number</i>	<i>Qty.</i>	<i>Description</i>
1	127-3101	1	Oil Lube Pump ASM	26	125-6930	1	Bracket
13	127-3004	1	Gasket	27	127-3010	1	Stud
14	125-7232	4	Bolt	28	125-7024	1	Gasket
15	125-7171	1	Plug-Drain	30	125-6990	1	Joint
16	125-6987	1	Dipstick	31	127-3102	1	Pipe-Cooling, Water
17	125-6954	1	Guide-Dipstick	32	125-7162	2	Clip
18	125-7022	1	Gasket	35	127-3103	1	Hose-Cooling, Water
19	138-7837	1	Pipe Assy, Oil Inlet	36	125-7162	2	Clip
20	138-7838	2	Bolt, M8X 55 Plated	38	127-3007	1	Tube
21	127-3014	1	Cooler ASM	39	125-7001	1	Elbow
22	127-2985	1	O-Ring	40	127-3176	1	O-Ring
23	138-7839	1	Bracket, Cooler	41	125-7595	3	Bolt
24	125-7041	1	Nut-Cooler, Oil	42	125-7025	1	Filter-Engine, Oil
25	127-3009	1	Bracket ASM				

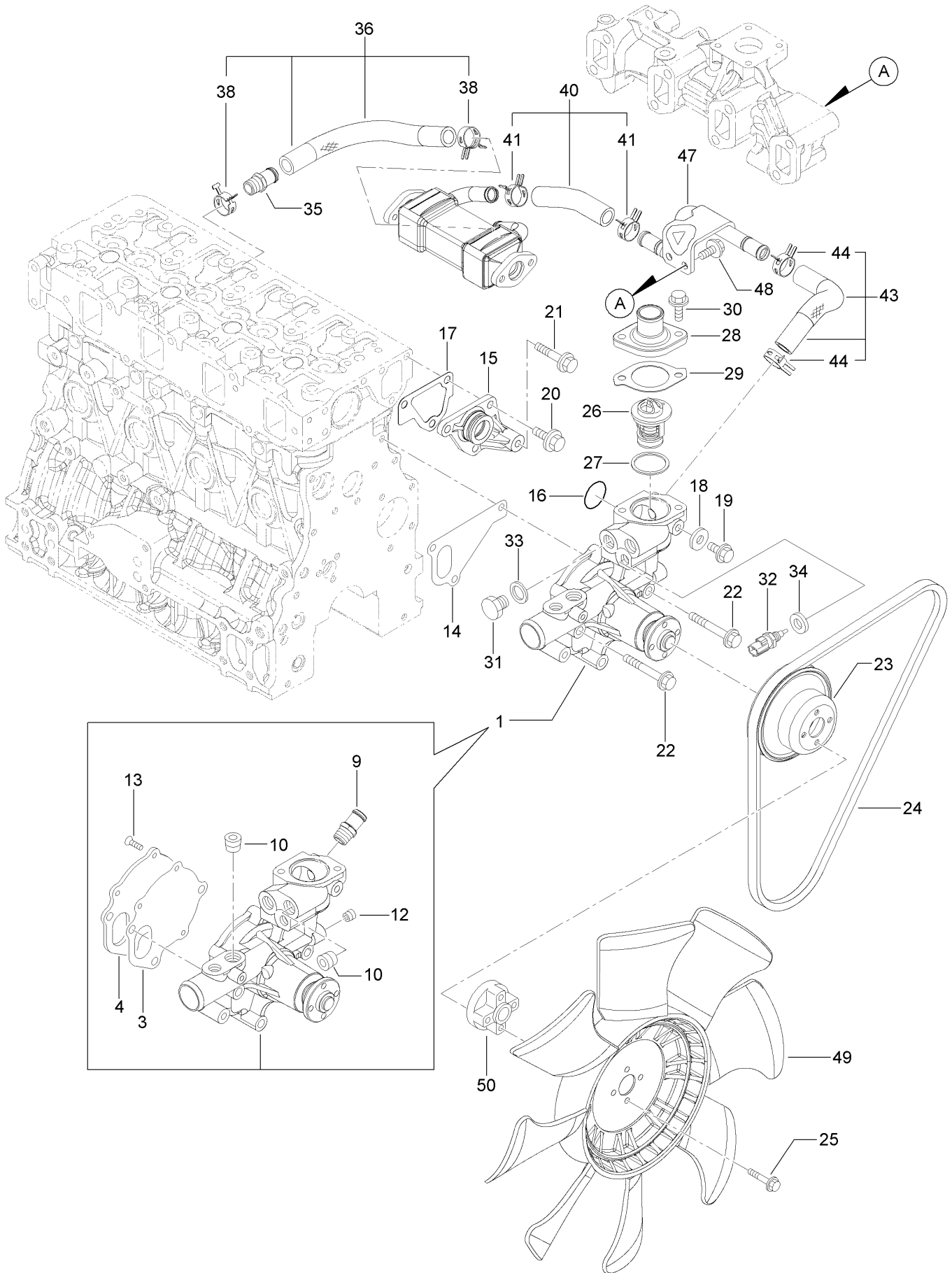
# Lubrication Oil Pipe Assembly



## Lubrication Oil Pipe Assembly (continued)

<i>Ref.</i>	<i>Part Number</i>	<i>Qty.</i>	<i>Description</i>	<i>Ref.</i>	<i>Part Number</i>	<i>Qty.</i>	<i>Description</i>
1	125-6918	1	Switch-Oil	10	127-3155	1	Pipe-Lube, Oil
2	125-6975	1	Bolt-Joint, Pipe	11	127-3003	1	Elbow
3	125-6952	1	Bolt-Joint, Pipe	12	127-3169	2	Clamp-Hose
4	127-3154	1	Lube Oil Pipe ASM	13	125-7198	1	O-Ring
5	125-6976	1	Retainer	14	125-7206	2	Bolt
6	125-7175	2	Washer-Seal	15	125-7105	4	Check Valve ASM
7	125-7193	2	Gasket	21	125-7098	4	Nozzle
8	138-7840	1	Bolt	22	125-7182	4	Pin-Spring
9	127-2992	1	Joint				

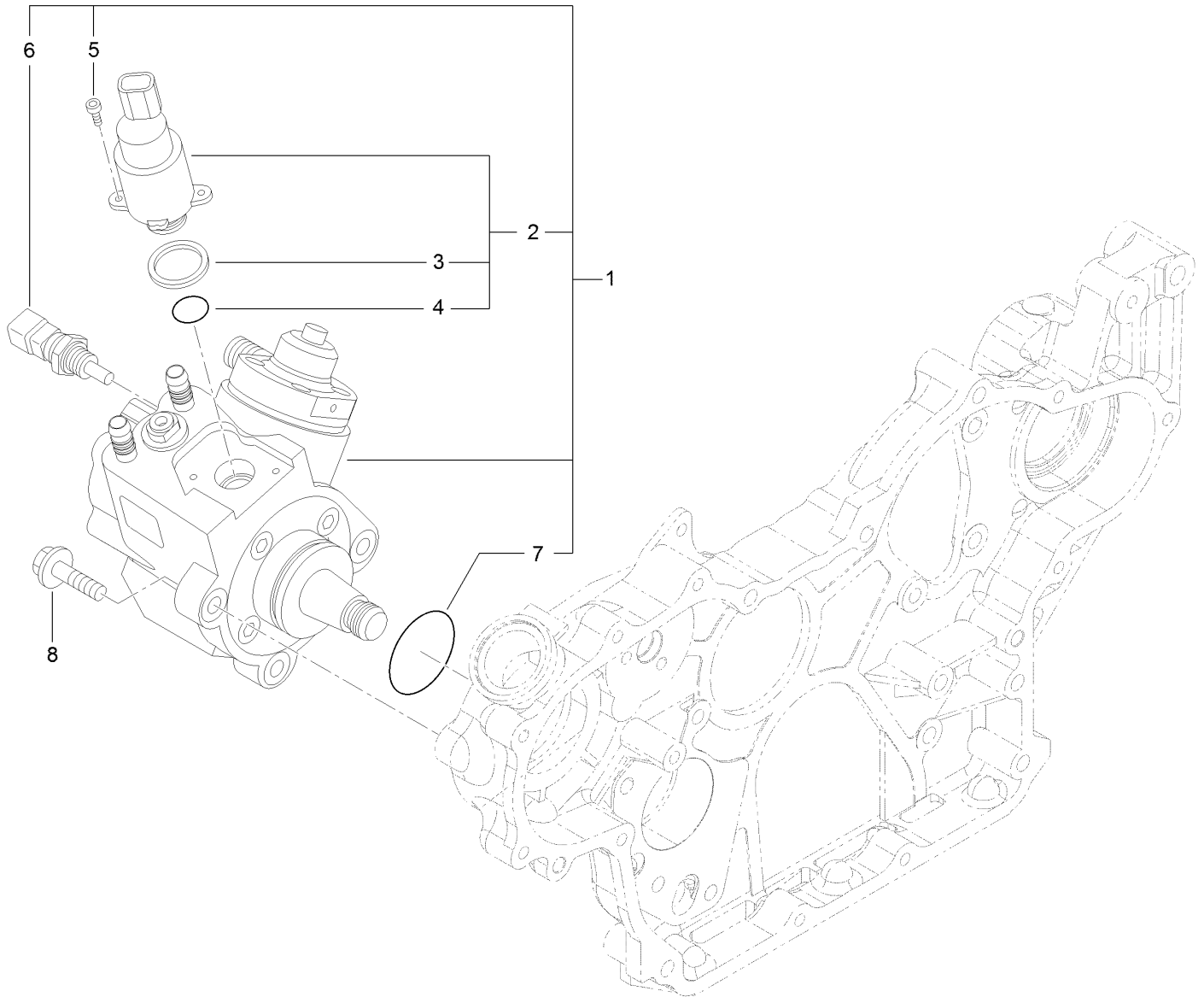
# Cooling Water System Assembly



## Cooling Water System Assembly (continued)

<i>Ref.</i>	<i>Part Number</i>	<i>Qty.</i>	<i>Description</i>	<i>Ref.</i>	<i>Part Number</i>	<i>Qty.</i>	<i>Description</i>
1	131-2714	1	Water Pump ASM	27	125-7026	1	Gasket
3	125-6998	1	Gasket	28	125-7034	1	Cover
4	125-6999	1	Plate	29	125-7110	1	Gasket
9	127-3017	1	Joint	30	125-7594	2	Bolt
10	125-7123	2	Plug	31	125-6953	1	Plug
12	125-7195	1	Plug	32	125-7124	1	Sensor-Thermostat, CW
13	125-7234	3	Screw	33	125-6979	1	Gasket
14	125-7047	1	Gasket	34	125-7176	1	Washer-Seal
15	125-6986	1	Joint	35	127-3017	1	Joint
16	125-7048	1	O-Ring	36	127-3072	1	Water In Pipe ASM
17	125-6978	1	Gasket	38	127-3020	2	Clip-Hose
18	125-7192	1	Gasket	40	127-3115	1	Water Out Pipe ASM
19	138-7840	1	Bolt	41	127-3020	2	Clip-Hose
20	125-7214	3	Bolt	43	127-3116	1	Water Out Pipe ASM
21	125-7219	1	Bolt	44	127-3020	2	Clip-Hose
22	125-7222	3	Bolt	47	138-7841	1	Water Pipe ASM
23	125-7039	1	V-Pulley	48	125-7214	2	Bolt
24	127-4771	1	V-Belt	49	127-3809	1	Fan
25	125-7211	4	Bolt	50	127-4768	1	Spacer
26	125-7029	1	Thermostat				

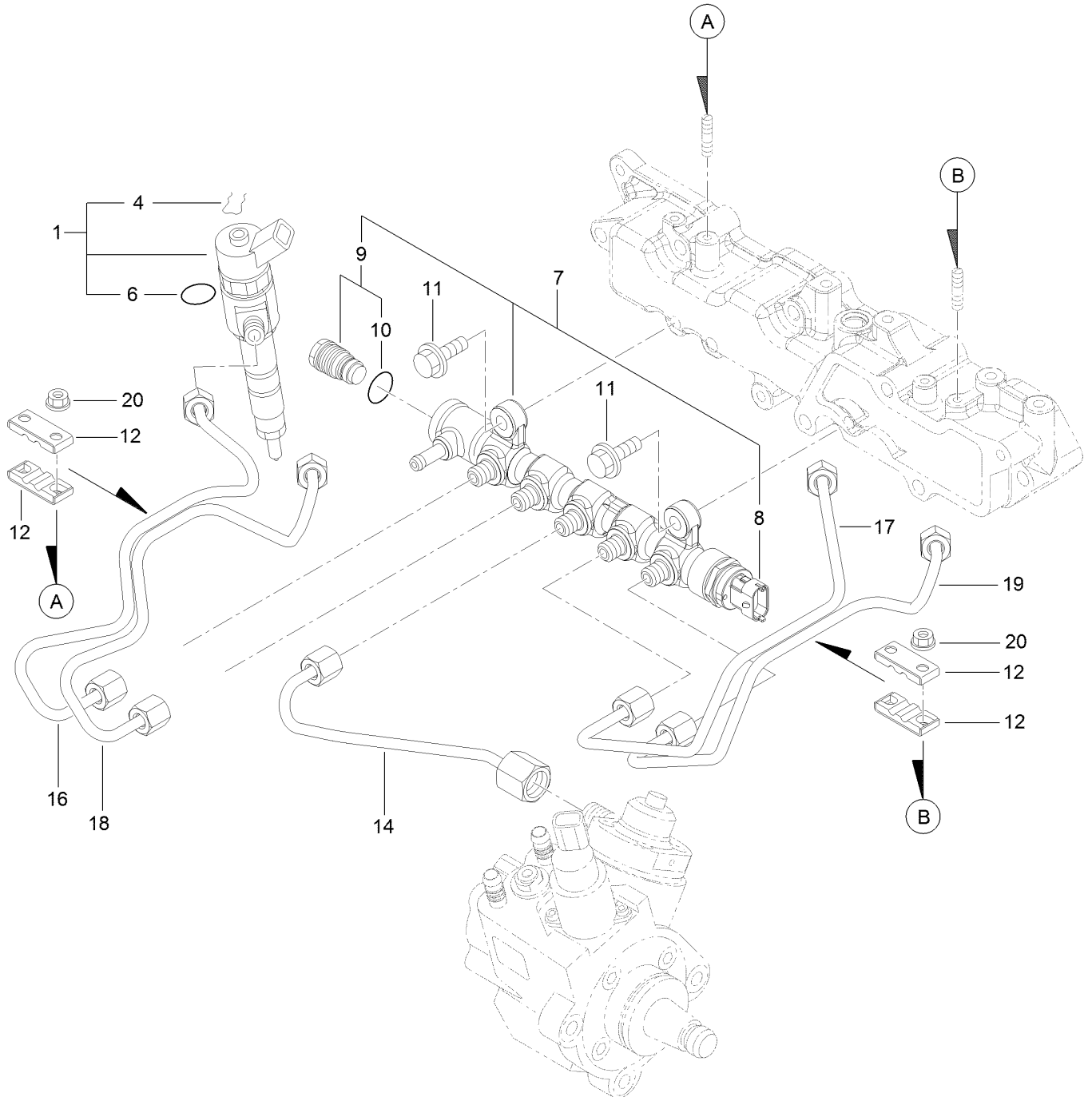
# Fuel Supply Pump Assembly



## Fuel Supply Pump Assembly (continued)

<i>Ref.</i>	<i>Part Number</i>	<i>Qty.</i>	<i>Description</i>	<i>Ref.</i>	<i>Part Number</i>	<i>Qty.</i>	<i>Description</i>
1	127-3073	1	Fuel Pump ASM	5	131-2107	2	Bolt
2	131-2103	1	Valve ASM	6	131-2108	1	Sensor-Temperature
3	131-2105	1	Ring-Sealing	7	127-3074	1	O-Ring
4	131-2106	1	O-Ring	8	125-7216	3	Bolt

# Fuel Injection Valve Assembly

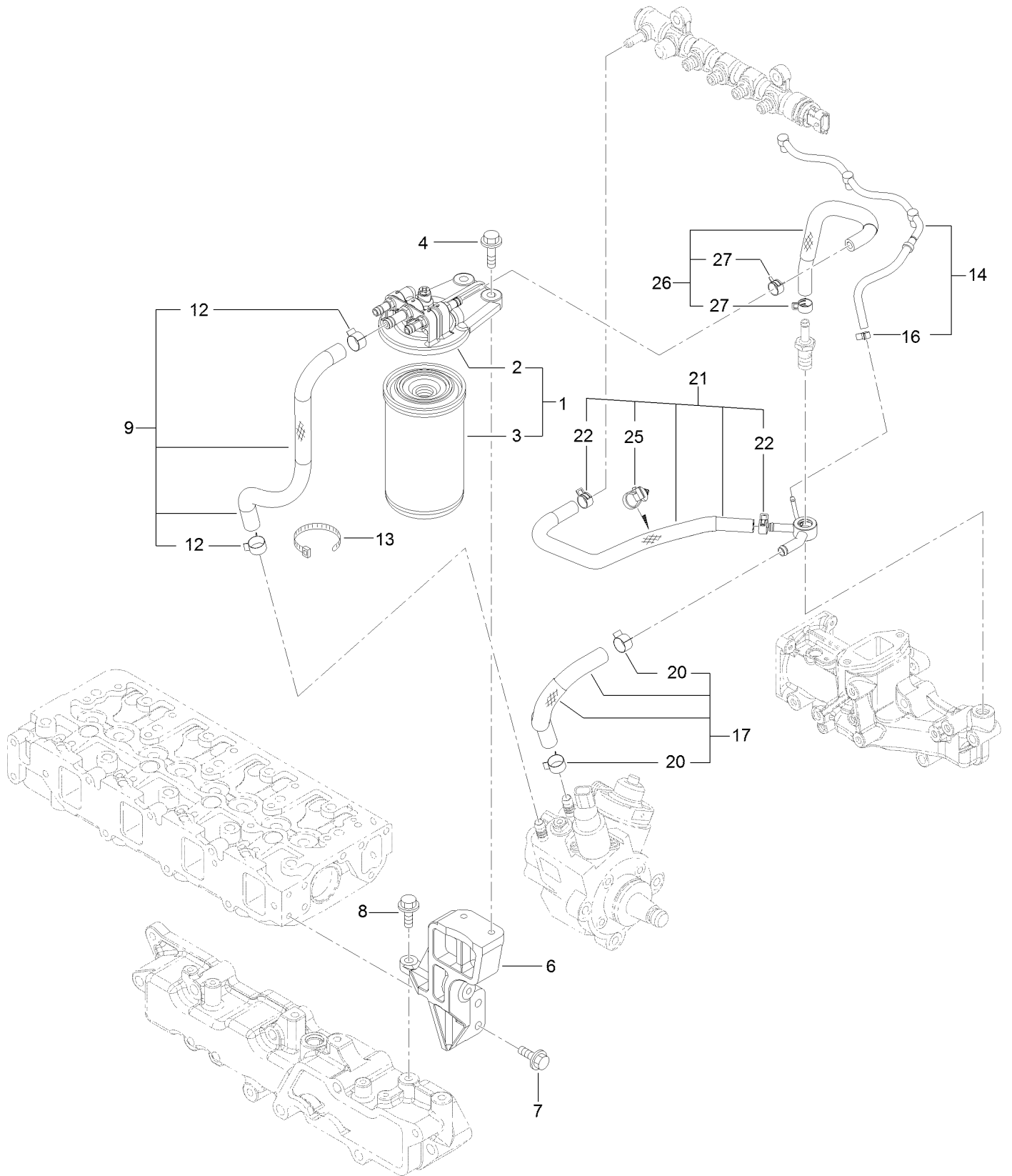




## Fuel Injection Valve Assembly (continued)

<i>Ref.</i>	<i>Part Number</i>	<i>Qty.</i>	<i>Description</i>	<i>Ref.</i>	<i>Part Number</i>	<i>Qty.</i>	<i>Description</i>
1	127-3104	4	Injector ASM	12	127-2982	4	Retainer
4	130-7430	4	Ring-Retaining	14	127-3082	1	Rail In Pipe ASM
6	137-5173	4	O-Ring	16	127-3121	1	Injection Pipe ASM
7	127-3118	1	Rail ASM	17	127-3083	1	Injection Pipe ASM
8	131-2709	1	Sensor-Pressure, Rail	18	127-3122	1	Injection Pipe ASM
9	131-2710	1	Valve ASM	19	127-3084	1	Injection Pipe ASM
10	131-2711	1	O-Ring	20	125-7231	4	Nut
11	125-7215	2	Bolt				

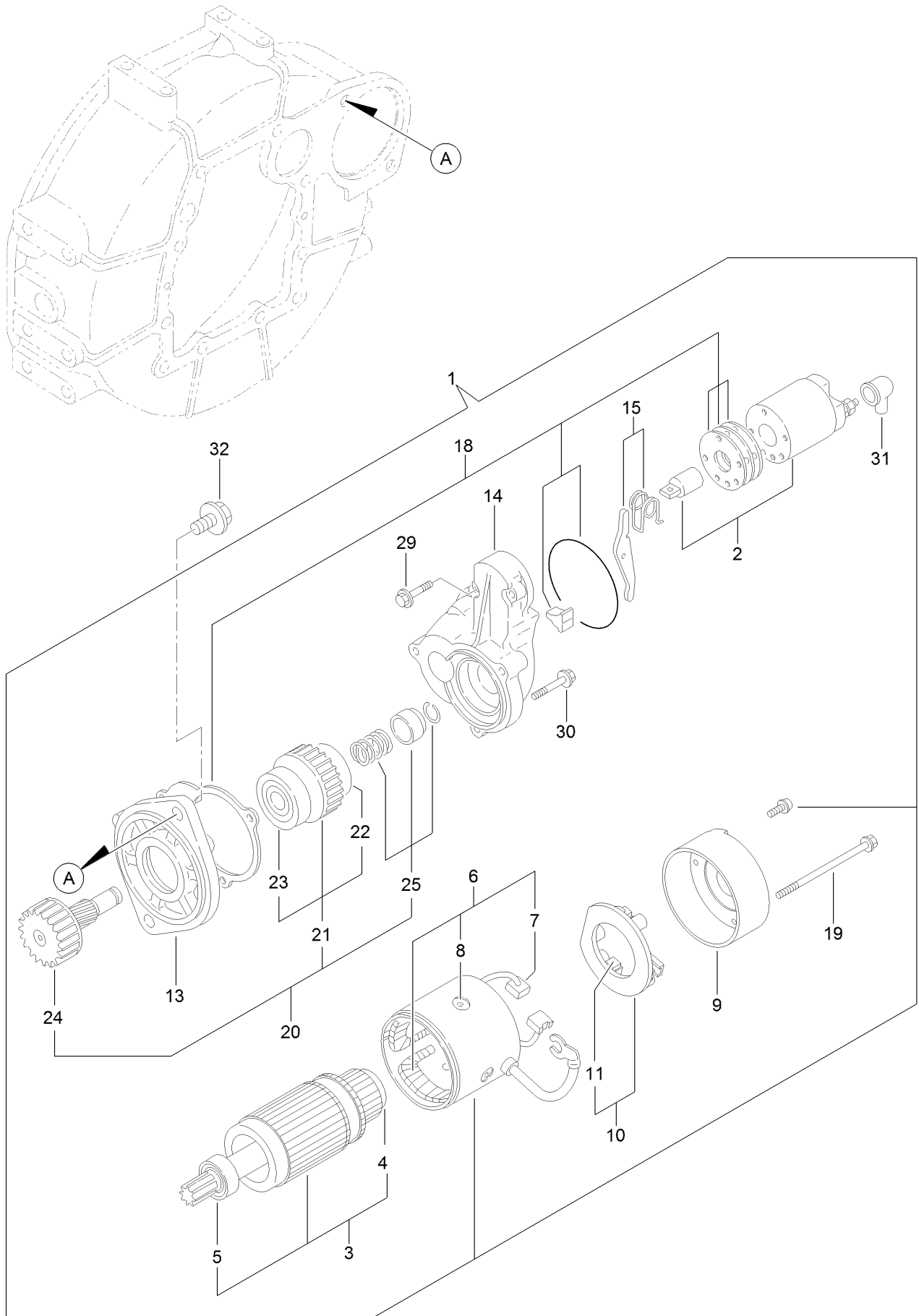
# Fuel Pipe Assembly



## Fuel Pipe Assembly (continued)

<i>Ref.</i>	<i>Part Number</i>	<i>Qty.</i>	<i>Description</i>	<i>Ref.</i>	<i>Part Number</i>	<i>Qty.</i>	<i>Description</i>
1	127-3075	1	Fuel/Oil Filter ASM	14	138-7845	1	Return Pipe ASM
2	127-3076	1	Fuel/Oil Filter Bracket ASM	16	127-3172	1	Clamp-Hose
3	125-8752	1	Filter-Fuel/Oil	17	127-3078	1	Fuel Pipe ASM
4	125-7216	2	Bolt	20	125-7191	2	Clamp-Hose
6	127-3815	1	Filter Bracket ASM	21	127-3119	1	Fuel Pipe ASM
7	125-7595	2	Bolt	22	127-2950	2	Clip-Hose
8	125-7215	1	Bolt	25	127-3087	1	Band-Clip
9	127-3077	1	Fuel Pipe ASM	26	127-3079	1	Fuel Pipe ASM
12	125-7191	2	Clamp-Hose	27	127-2950	2	Clip-Hose
13	127-2981	1	Band				

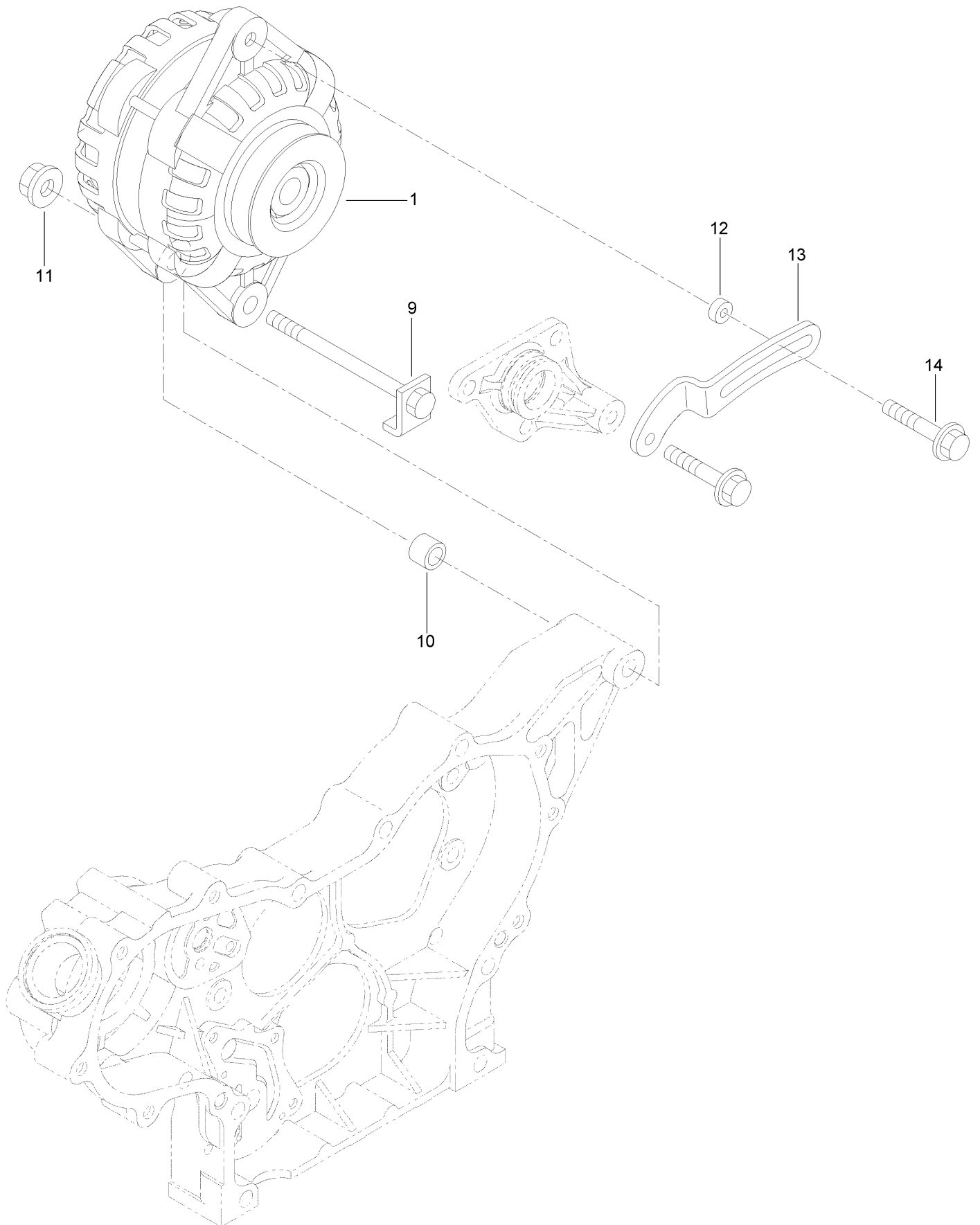
# Starter Motor Assembly



## Starter Motor Assembly (continued)

<i>Ref.</i>	<i>Part Number</i>	<i>Qty.</i>	<i>Description</i>	<i>Ref.</i>	<i>Part Number</i>	<i>Qty.</i>	<i>Description</i>
1	125-7003	1	Starter	15	125-7165	1	Lever Set
2	125-7004	1	Switch ASM	18	125-7037	1	Dust Cover ASM
3	125-7112	1	Armature ASM	19	125-7117	2	Bolt-Through
4	138-7846	1	Bearing-Ball	20	125-7166	1	Pinion ASM
5	138-7847	1	Bearing-Ball	21	125-7250	1	Clutch ASM
6	125-7113	1	Field Coil ASM	22	125-7251	1	Bearing-Ball
7	125-7114	2	Brush	23	138-7850	1	Bearing-Ball
8	138-7848	4	Screw-Set	24	125-7167	1	Shaft
9	125-7115	1	Cover	25	125-7168	1	Stopper Set
10	125-7116	1	Brush Holder ASM	29	125-7210	2	Bolt
11	138-7849	2	Brush	30	125-7211	3	Bolt
13	125-7164	1	Case-Gear	31	125-7169	1	Cover
14	125-7005	1	Housing	32	125-7225	2	Bolt

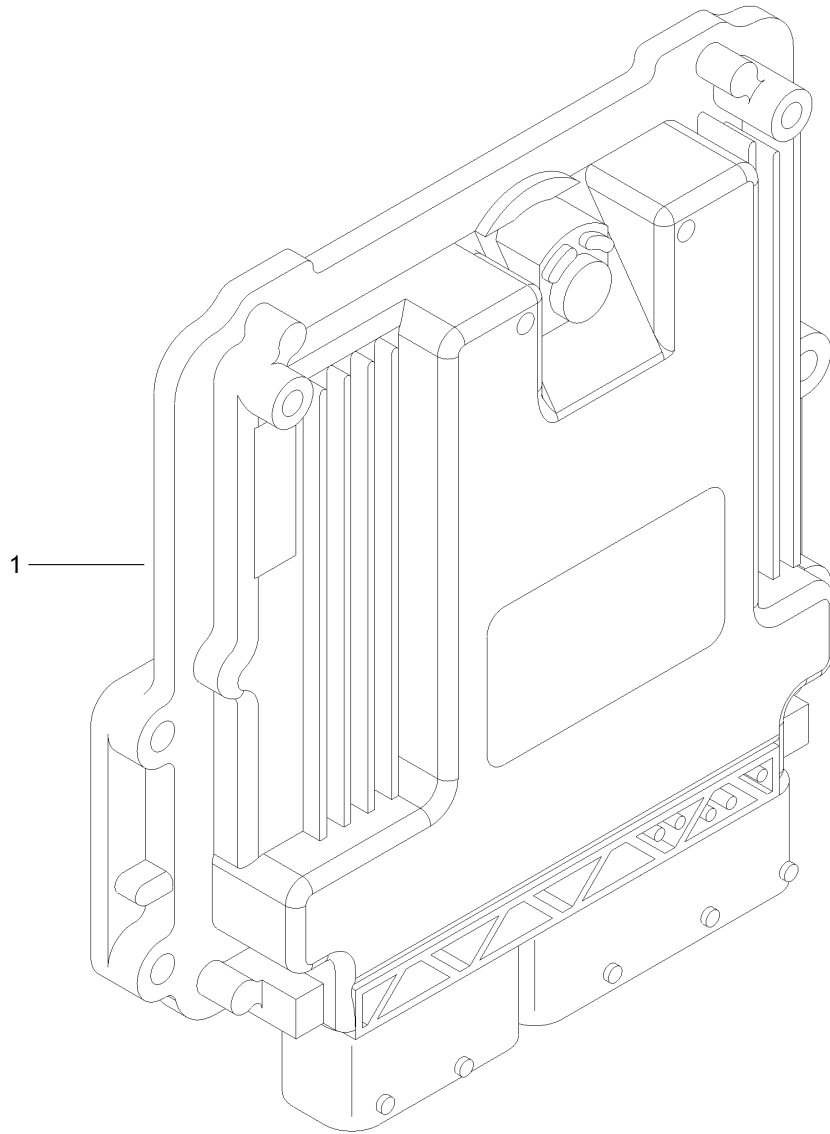
# Generator Assembly



## Generator Assembly (continued)

<i>Ref.</i>	<i>Part Number</i>	<i>Qty.</i>	<i>Description</i>	<i>Ref.</i>	<i>Part Number</i>	<i>Qty.</i>	<i>Description</i>
1	125-7120	1	Alternator-12V	12	138-7852	1	Spacer-Alternator
9	125-7121	1	Bolt-Stopper	13	138-7853	1	Adjuster-Belt
10	138-7851	1	Piece-Distance	14	135-4027	1	Bolt-Adjust
11	125-7230	1	Nut				

# Electronic Control Unit Assembly

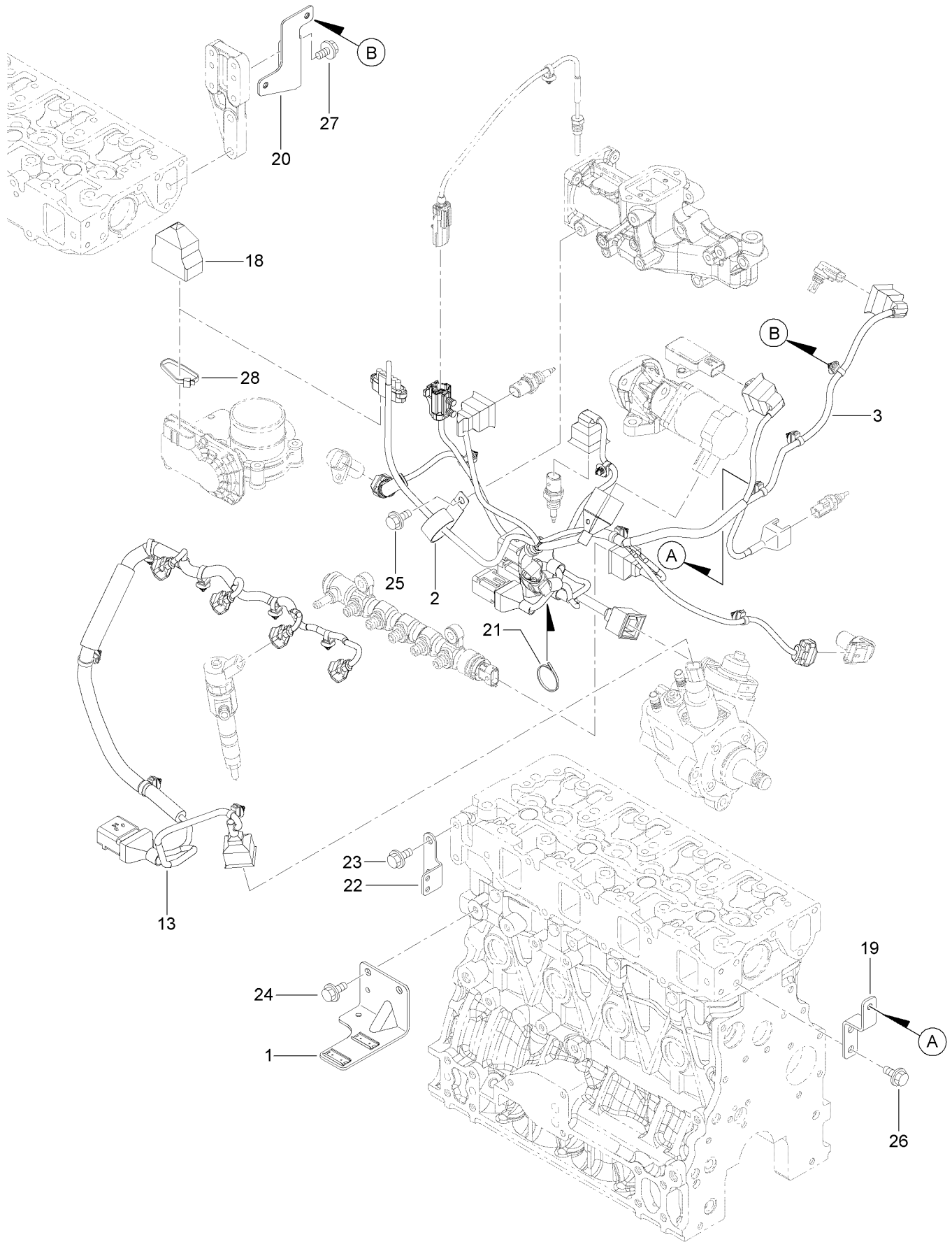




# Electronic Control Unit Assembly (continued)

<i>Ref.</i>	<i>Part Number</i>	<i>Qty.</i>	<i>Description</i>
1	121-5592	1	Electronic Control Unit

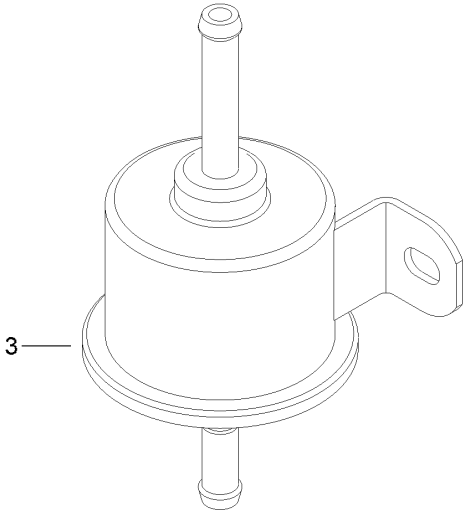
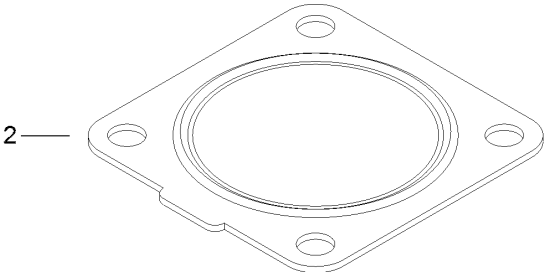

# Electric Parts Assembly



## Electric Parts Assembly (continued)

<i>Ref.</i>	<i>Part Number</i>	<i>Qty.</i>	<i>Description</i>	<i>Ref.</i>	<i>Part Number</i>	<i>Qty.</i>	<i>Description</i>
1	127-3086	1	Bracket-Connector	22	127-3090	1	Bracket-Harness
2	127-3018	1	Clip	23	125-7212	7	Bolt
3	138-7855	1	Harness B	24	125-7212	2	Bolt
13	127-3125	1	Harness C	25	125-7212	1	Bolt
18	131-2713	1	Boot-Cap	26	125-7212	2	Bolt
19	127-3852	1	Bracket-Harness	27	138-7857	2	Bolt
20	138-7856	1	Bracket-Harness	28	127-3188	1	Band
21	127-3187	1	Band				

# Miscellaneous Engine Parts

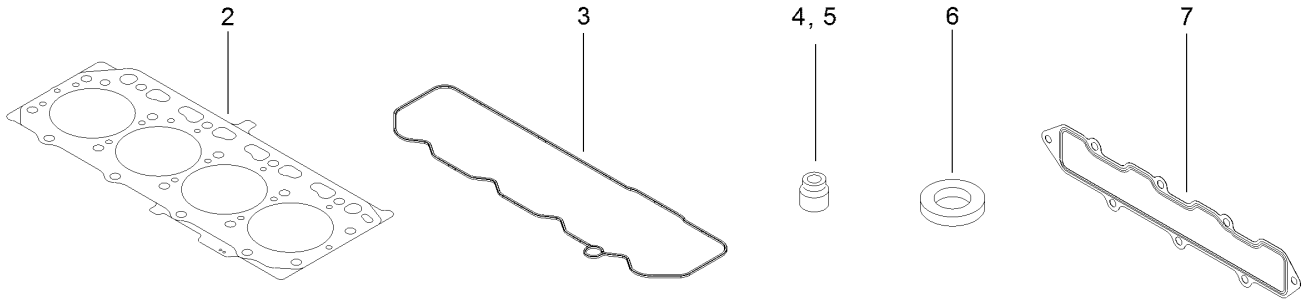


## Miscellaneous Engine Parts (continued)

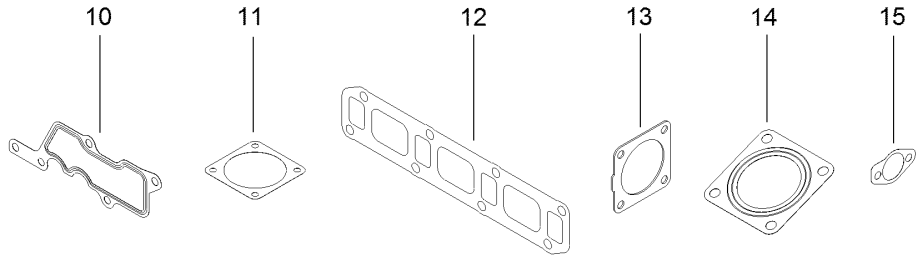
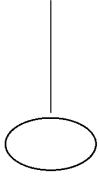
<i>Ref.</i>	<i>Part Number</i>	<i>Qty.</i>	<i>Description</i>
1	125-6900	1	Label-Caution, Fuel Oil
2	127-3019	1	Gasket
3	121-5613	1	Pump-Fuel, Electric

# Gasket Set

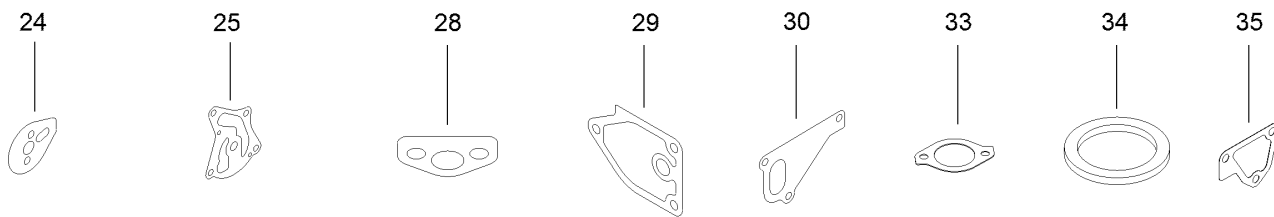
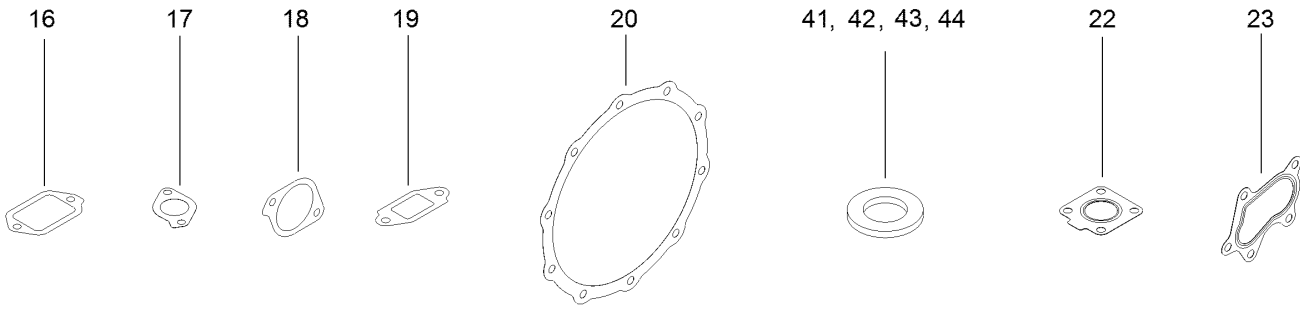
1



8, 9, 26  
27, 31, 36  
45, 46, 47, 48



21, 32, 37  
38, 39, 40  
41, 42, 43, 44



## Gasket Set (continued)

<i>Ref.</i>	<i>Part Number</i>	<i>Qty.</i>	<i>Description</i>	<i>Ref.</i>	<i>Part Number</i>	<i>Qty.</i>	<i>Description</i>
1	127-3189	1	Gasket Kit	25	127-3004	1	Gasket
2	127-3126	1	Gasket-Head, Cylinder	26	125-6909	2	O-Ring
3	127-3106	1	Gasket-Cover	27	127-2973	1	O-Ring
4	127-2986	4	Seal-Stem, Valve	28	125-7022	1	Gasket
5	127-3027	4	Seal-Stem, Valve	29	125-7024	1	Gasket
6	127-3021	4	Gasket-Injector	30	125-7047	1	Gasket
7	127-3107	1	Gasket-Manifold, Intake	31	125-7048	1	O-Ring
8	127-3032	2	O Ring-Sensor, Pressure	32	125-6979	1	Gasket
9	127-3033	1	O-Ring	33	125-7110	1	Gasket
10	127-3034	1	Gasket-Collector	34	125-7026	1	Gasket
11	127-3037	2	Gasket-Throttle	35	125-6978	1	Gasket
12	127-3108	1	Gasket-Manifold, Exhaust	36	127-3074	1	O-Ring
13	127-3019	1	Gasket	37	125-7174	1	Washer-Seal
14	127-2987	1	Gasket-Silencer	38	125-7175	2	Washer-Seal
15	127-3043	2	Gasket-Cooler, E G R	39	125-7176	1	Washer-Seal
16	127-3046	1	Gasket-E G R	40	127-3166	2	Washer-Seal
17	127-3016	1	Gasket	41	125-7177	1	Washer-Seal
18	127-3050	1	Gasket-Intake Valve, E G R	42	125-7192	1	Gasket
19	127-3051	1	Gasket-Out Valve, E G R	43	125-7193	2	Gasket
20	127-3162	2	Gasket-D P F	44	127-3174	2	Gasket
21	127-3056	4	Gasket-Sensor	45	138-7858	3	O-Ring
22	125-7070	1	Gasket	46	125-7197	1	O-Ring
23	125-7071	1	Gasket	47	125-7198	1	O-Ring
24	127-3069	1	Gasket-Idle, Shaft B	48	127-3176	1	O-Ring

# Attachments and Accessories

## For 07511AA Outcross 9060 Series Traction Unit

<b>Product Name</b>	<b>Model/Part</b>
Rear Selector Valve Kit .....	07527
Cargo Bed .....	07530
Hood Guard .....	07531
Rear Screen .....	07532
Aggressive Tires .....	07535
Pintle Hitch .....	07536
InchMode .....	07540
Homologation .....	07541
Road Light Kit and Horn .....	07542
Work Lights .....	07545
Beacon Kit .....	07546
7-Way Trailer Plug Kit .....	07547
Foam Marker Finish Kit .....	07548
Horn Kit .....	07549
Premium Transmission/Hydraulic Tractor Fluid (55 Gallon Drum) .....	108-1183
Premium Transmission/Hydraulic Tractor Fluid (5 Gallon Pail) .....	108-1184
Wireless Hourmeter .....	115-4754
External Antenna Kit, Wireless Hourmeter System .....	115-9524
Base Station Kit, Wireless Hourmeter System .....	115-9542
Repeater Kit, Wireless Hourmeter System .....	115-9543
Premium Engine Oil 10w30 (55 Gallon Drum) .....	121-6392
Premium Engine Oil 10w30 (5 Gallon Pail) .....	121-6393
Premium Engine Oil 15w40 (55 Gallon Drum) .....	121-6394
Premium Engine Oil 15w40 (5 Gallon Pail) .....	121-6395
Brake Controller .....	130-4230
Exterior Mirror Kit .....	130-5448
Interior Mirror Kit .....	130-5449
Large Seat Cover .....	131-6691
Backup Alarm Kit .....	132-1430
Wide Angle Mirror Kit .....	133-1038
Top Link Bushing Kit, Category 2 To 1 .....	138-4196
Lift Arm Bushing Kit, Category 2 To 1 .....	138-4197
500 Hour MVP Maintenance Kit .....	31196
Foam Marker Kit .....	41249



**Notes:**

**Notes:**

**Notes:**



**Count on it.**