



**Count on it.**

**Parts Catalog**

**Workman® HDX  
Utility Vehicle**

Model No. 07383—Serial No. 409500000 and Up



# Ordering Replacement Parts

To order replacement parts, please supply the part number, the quantity, and the description of each part desired.

## Understanding Reference Numbers

Each identified part in an illustration has a reference number. The reference number for a part also appears in the parts list, along with other information about the part.

This catalog uses two special reference number formats, one to indicate parts in a service assembly and another to indicate the quantity of a given part in an illustration.

## Service Assembly Reference Numbers

Parts in service assemblies have reference numbers in the form a:b. The a represents the reference number of the entire service assembly and the b represents a sequential number unique to each part within the service assembly.

For example, a wheel assembly might be identified by reference number 6, the tire by 6:1, the valve by 6:2, and the wheel by 6:3. When you order the assembly identified by reference number 6, you receive all parts identified by reference numbers 6:1, 6:2, and 6:3. However, you may also order any part individually. Reference numbers of this type appear in illustration and in parts lists.

## Reference Numbers Indicating Quantity

In an illustration, if a reference number indicates more than one part, the reference number has the form nX y. The n represents the quantity of the part, the X is the multiplication symbol, and the y represents the reference number.

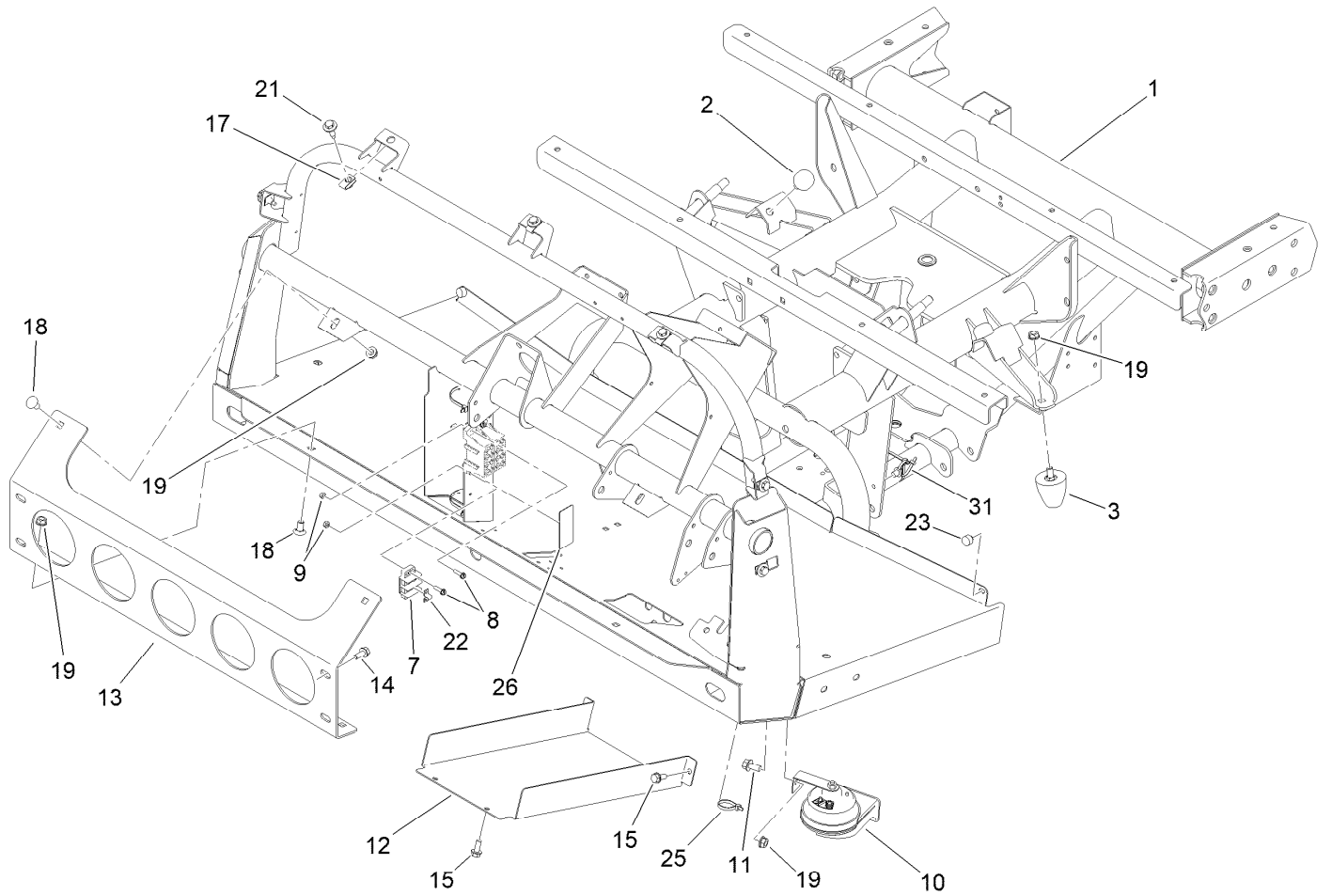
For example, in an illustration, the reference number 2X 37 means that two of the parts identified by reference number 37 are indicated.

# Contents

Front Frame Assembly	5
Rear Frame and Suspension Assembly	6
Rear Axle Assembly	7
Brake Caliper Assembly No. 127-7424	8
Front and Rear Brake Line Assembly	9
Front Suspension Assembly	10
Steering and Front Wheel Assembly	11
Steering Linkage Assembly	12
Hydraulic Cylinder Assembly No. 112-3217	13
Front Control Arm Assembly	14
Brake and Clutch Pedal Assembly	15
Master Cylinder Assembly No. 104-6782	16
Accelerator Assembly	17
Console Assembly	18
Shift Assembly No. 106-7887	20
Bumper, Hood and Seat Base Assembly	21
Dash Assembly	22
Steering Hydraulic Assembly	23
Steering Valve Assembly No. 120-4813	24
Seat Assembly	25
Roll-Over Protection System Assembly	26
Pin and Clevis Assembly	27
Engine Sub Frame Assembly	28
Engine and Exhaust Assembly	29
Cooling System Assembly	30
Radiator Assembly	31
Clutch Linkage Assembly	32
Transaxle Assembly	33
Case Assembly Transaxle Assembly No. 115-7783	34
Center Plate Assembly Transaxle Assembly No. 115-7783	35
Main Shaft Assembly Transaxle Assembly No. 115-7783	36
Reduction Shaft Assembly Transaxle Assembly No. 115-7783	37
Reverse Shaft Assembly Transaxle Assembly No. 115-7783	38
Main Shift Assembly Transaxle Assembly No. 115-7783	39
Hi-Lo Shift Assembly Transaxle Assembly No. 115-7783	40
Countershaft Assembly Transaxle Assembly No. 115-7783	41
Differential Gear Assembly Transaxle Assembly No. 115-7783	42
Differential Carrier Assembly Transaxle Assembly No. 115-7783	43
Differential Lock Assembly Transaxle Assembly No. 115-7783	44
Axle Shaft Assembly Transaxle Assembly No. 115-7783	45
Battery Assembly	46
Tail Light and Fender Assembly	47
Fuel System Assembly	48
Hydraulic Lift Cylinder Assembly	49
Hydraulic Cylinder Assembly No. 133-0620	51
Main Hydraulic Pump and Lift Valve Assembly	52
Control Valve Assembly No. 43-1950	54
Hydraulic Gear Pump Assembly No. 114-8302	55
Air Cleaner Assembly	56
Air Cleaner Assembly No. 138-5650	57
Front and Rear Wire Harness Assembly	58
Crankcase Assembly	59
Oil Pan Assembly	60
Cylinder Head Assembly	61

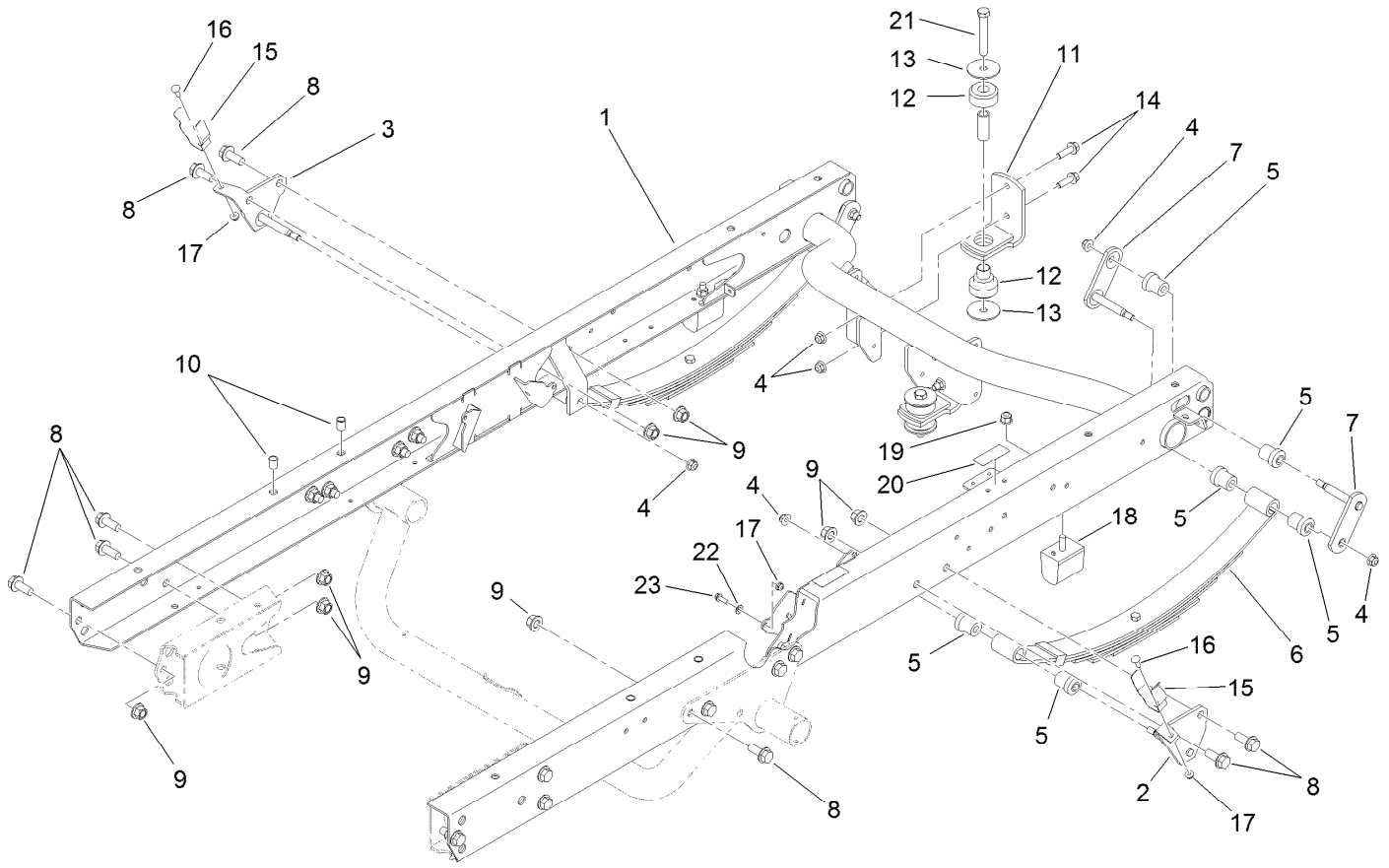
# Contents (continued)

Gear Case and Oil Filter Cartridge Assembly .....	62
Cylinder Head Cover Assembly .....	63
Dipstick, Guide and Oil Pump Assembly .....	64
Main Bearing Case Assembly .....	65
Cam Shaft and Idle Gear Shaft Assembly .....	66
Piston and Crankshaft Assembly .....	67
Flywheel, Starter and Sensor Switch Assembly .....	68
Injection and Fuel Pump Covers Assembly .....	69
Alternator and Pulley Assembly .....	70
Alternator Components Assembly .....	71
Starter Components Assembly .....	72
Thermostat and Water Pump Assembly .....	73
Valve and Rocker Arm Assembly .....	74
Inlet Manifold Assembly .....	75
Exhaust Manifold Assembly .....	76
Wire Harness Assembly .....	77
Electronic Control Unit Assembly .....	78
Operator Manual and Miscellaneous Engine Parts .....	79
Upper Engine Gasket Kit .....	80
Lower Engine Gasket Kit .....	81
Attachments and Accessories .....	82



## Front Frame Assembly

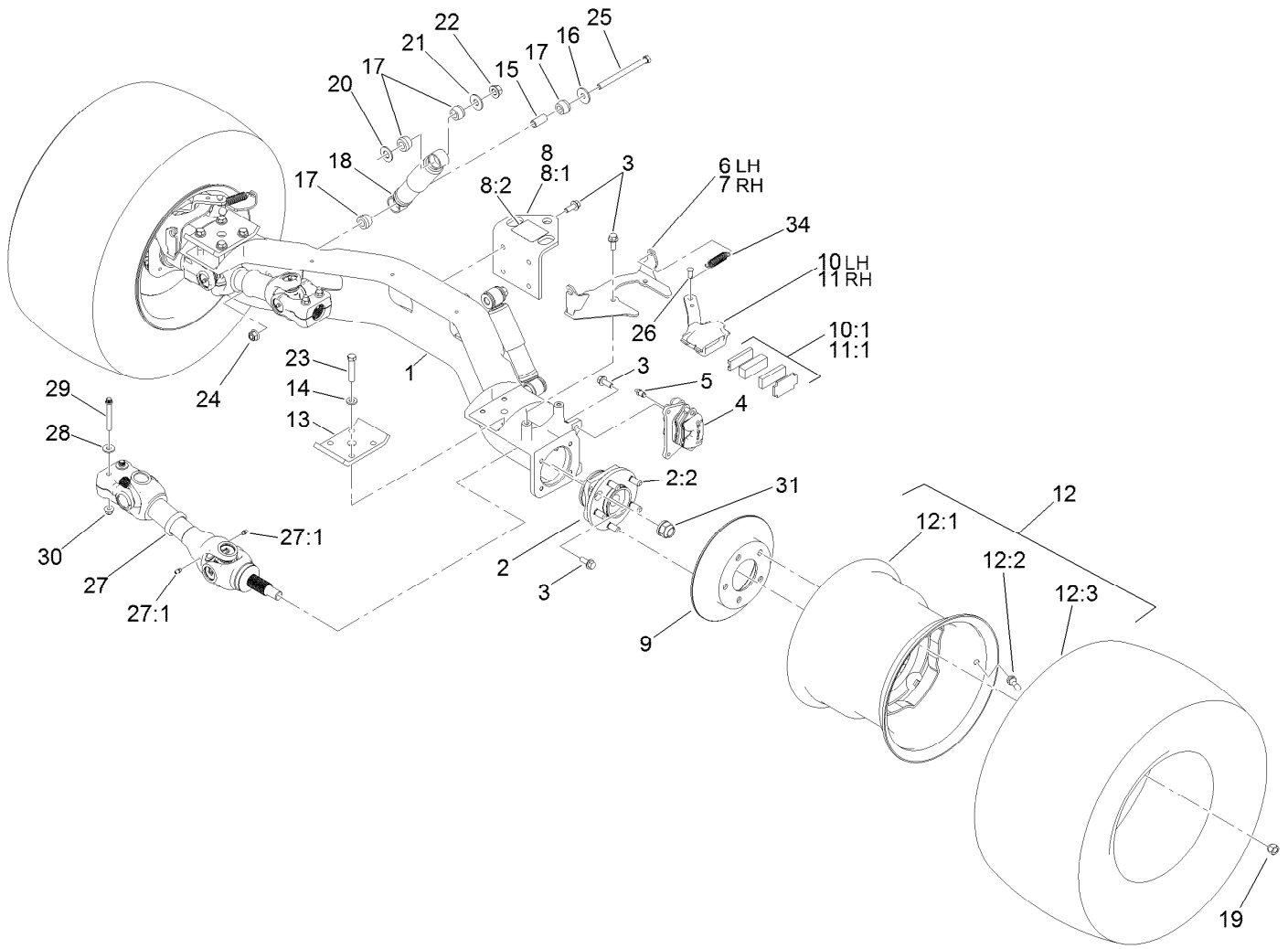
<i>Ref.</i>	<i>Part Number</i>	<i>Qty.</i>	<i>Description</i>	<i>Ref.</i>	<i>Part Number</i>	<i>Qty.</i>	<i>Description</i>
1	138-9251	1	Frame-Front	15	32144-70	4	Screw-HWHTF
2	87-2440	2	Bumper-Rubber	17	94-2413	7	Nut-U
3	26-0071	2	Snubber-Rubber	18	3231-21	4	Screw-CARR
7	42862	1	Block-Terminal, Ground	19	3290-357	7	Nut-HHF, Whiz
8	32105-13	6	Screw-HWH	21	114-8418	7	Screw-HWH, Sems
9	3296-2	6	Nut-Lock, NI	22	42863	1	Strip-Jumper
10	110-2594	1	Horn	23	107-8042	2	Bumper-Rubber
11	3234-1	1	Screw-HHF	25	3290-379	9	Tie-Cable
12	106-2427-03	1	Cover	26	115-7813	1	Decal-Fuse
13	114-8272-03	1	Bracket-Bumper	31	32180-030	2	Clip-Tie
14	3234-5	4	Screw-HHF				



## Rear Frame and Suspension Assembly

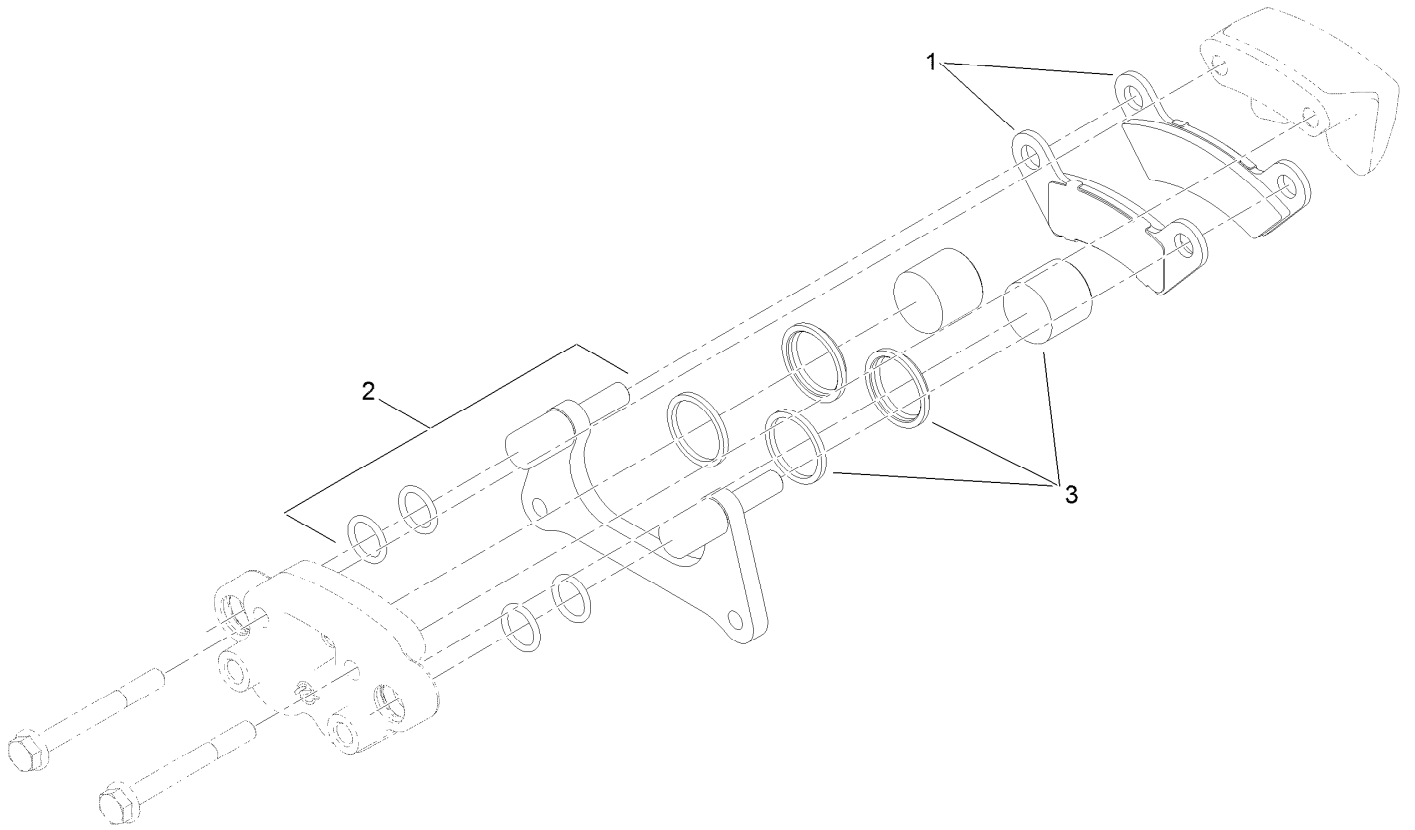
<i>Ref.</i>	<i>Part Number</i>	<i>Qty.</i>	<i>Description</i>
1	115-2255-03	1	Frame-Rear
2	131-3474	1	Mount-Spring, LH
3	131-3472	1	Mount-Spring, RH
4	104-8301	10	Nut-HF, NI
5	87-4760	12	Bushing-Rubber
6	87-1490	2	Spring-Leaf, Rear
7	131-3476	4	Shackle
8	3234-38	18	Screw-HHF
9	99-5107	18	Nut-Lock
10	32148-9	4	Nut-Clinch
11	87-5800-03	2	Mount-Transaxle
12	106-7865	2	Mount-Engine

<i>Ref.</i>	<i>Part Number</i>	<i>Qty.</i>	<i>Description</i>
13	87-5100	4	Washer-Snubbing
14	3234-24	4	Screw-HHF
15	108-3109	2	Retainer-Cylinder
16	3229-1	2	Screw-CARR
17	104-7201	3	Nut-Flange, NI
18	87-3470	2	Bumper
19	103-9511	2	Nut-Lock, NI
20	115-2047	2	Decal-Surface, Hot
21	33116-080	2	Screw-HH
22	3255-8	1	Washer-Lock
23	32105-15	1	Screw-HWH



## Rear Axle Assembly

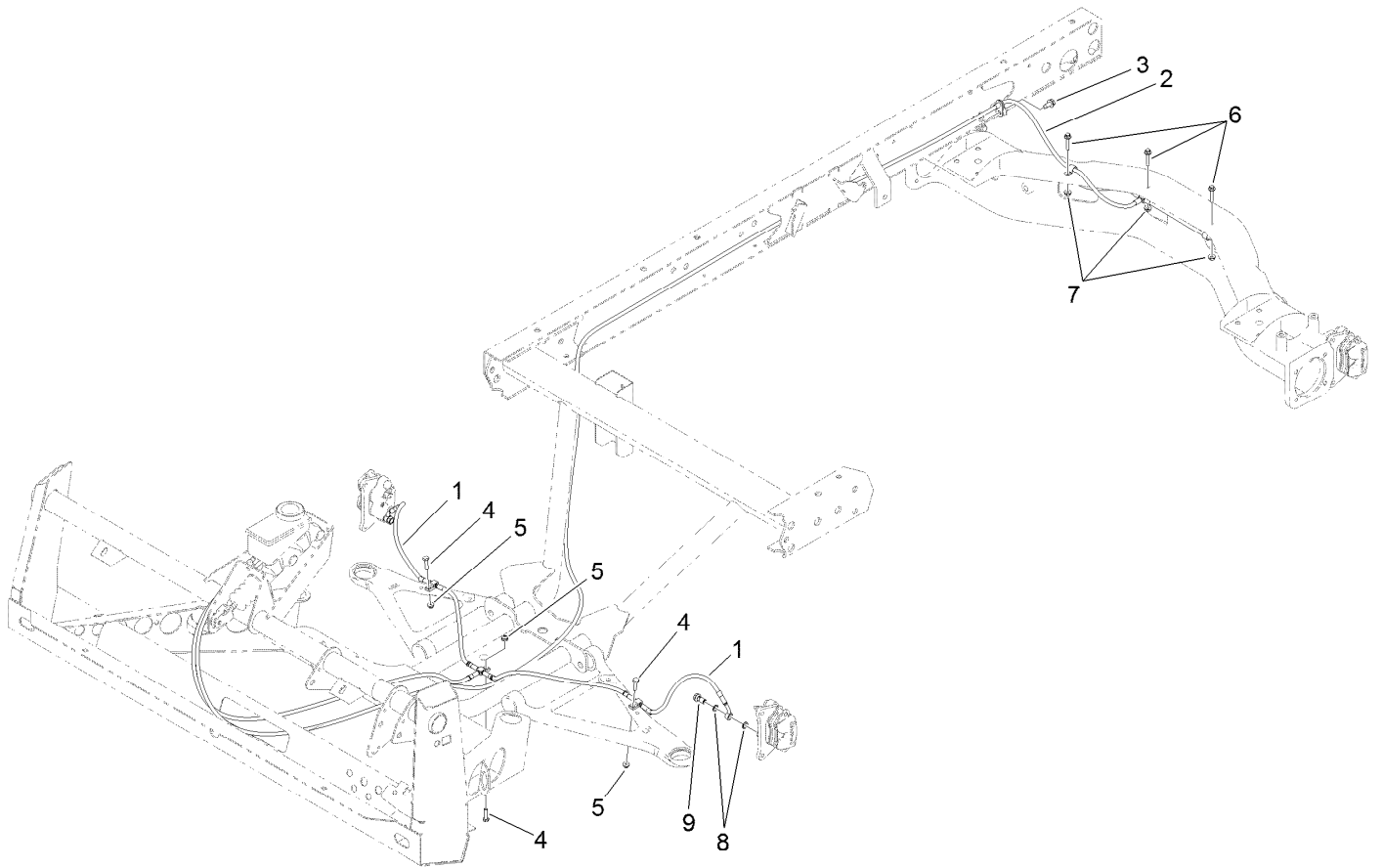
Ref.	Part Number	Qty.	Description	Ref.	Part Number	Qty.	Description
1	119-9515	1	Axle-Rear	14	87-7480	8	Washer
2	121-9751	2	Hub-Bearing, Wheel	15	87-3600	2	Spacer-Absorber, Shock
2:2	121-9752	5	Stud-Wheel	16	87-5330	2	Washer
3	3234-11	20	Screw-HHF	17	87-3920	8	Bushing
4	127-7424	2	Brake Caliper ASM	18	121-9774	2	Absorber-Shock
5	119-9509	2	Screw-Bleed	19	242-50	10	Nut-Lug
6	115-2362-0P	1	Bracket ASM-Caliper, LH	20	3256-27	2	Washer-Flat
7	115-2359-0P	1	Bracket ASM-Caliper, RH	21	3256-6	2	Washer-Flat
8	115-7742	1	Hitch ASM	22	99-5107	2	Nut-Lock
8:1	92-5951-03	1	Angle-Hitch	23	115-2398	8	Bolt-HH
8:2	136-1163	1	Decal-Load, Towing	24	114-8417	2	Nut-HF, NI
9	114-8351	2	Rotor-Brake	25	114-8424	2	Screw-HH
10	114-8365	1	Caliper-Mechanical, LH	26	283-85	2	Pin-Clevis
10:1	115-7847	1	Parking Brake Pad Kit	27	138-5600	2	Driveshaft ASM
11	114-8366	1	Caliper-Mechanical, RH	27:1	302-5	2	Fitting-Grease
11:1	115-7847	1	Parking Brake Pad Kit	28	80-6990	4	Washer-Hardened
12	131-8432	2	Tire/Wheel ASM	29	98-2939	4	Screw-Cap
12:1	131-8429	1	Wheel	30	104-8301	4	Nut-HF, NI
12:2	131-8433	1	Tire-Rear	31	115-2164	2	Nut-Spindle
12:3	232-27	1	Stem-Valve	34	104-6415	2	Spring-Return, Pedal
13	87-7470-0P	2	Plate - Sprg Clamp *b				



## Brake Caliper Assembly No. 127-7424

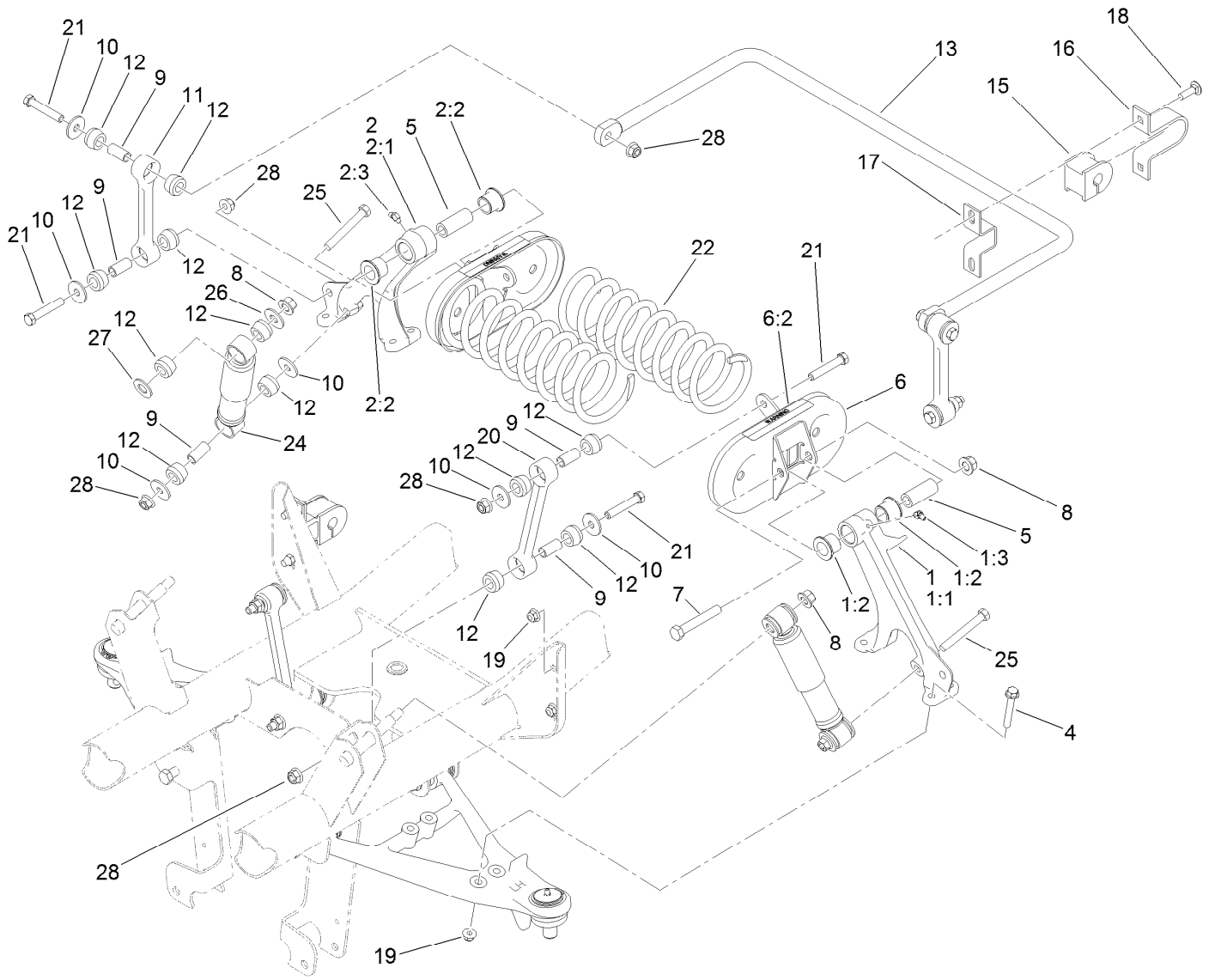
<i>Ref.</i>	<i>Part Number</i>	<i>Qty.</i>	<i>Description</i>
1	133-0628	1	Brake Pad Kit
2	119-9511	1	Bracket Kit
3	133-0614	1	Piston Kit





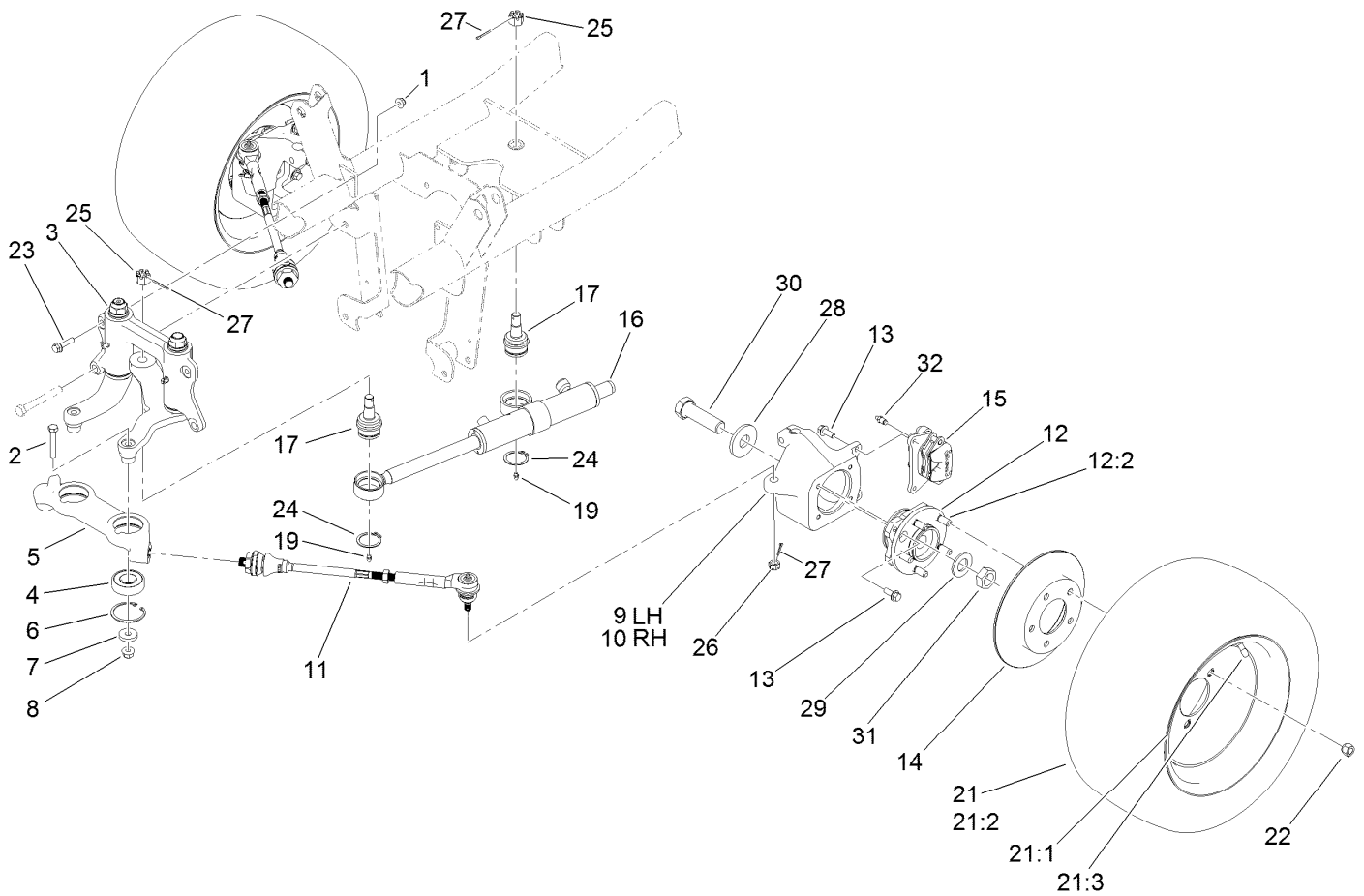
## Front and Rear Brake Line Assembly

<i>Ref.</i>	<i>Part Number</i>	<i>Qty.</i>	<i>Description</i>
1	119-9682	1	Front Brake Line ASM
2	119-9681	1	Rear Brake Line ASM
3	32144-70	1	Screw-HWHTF
4	321-6	3	Screw-HH
5	104-7201	3	Nut-Flange, NI
6	3234-21	3	Screw-HHF
7	32128-33	3	Nut-HF
8	115-2341	8	Washer-Banjo
9	120-4875	4	Bolt-Flange, Banjo



## Front Suspension Assembly

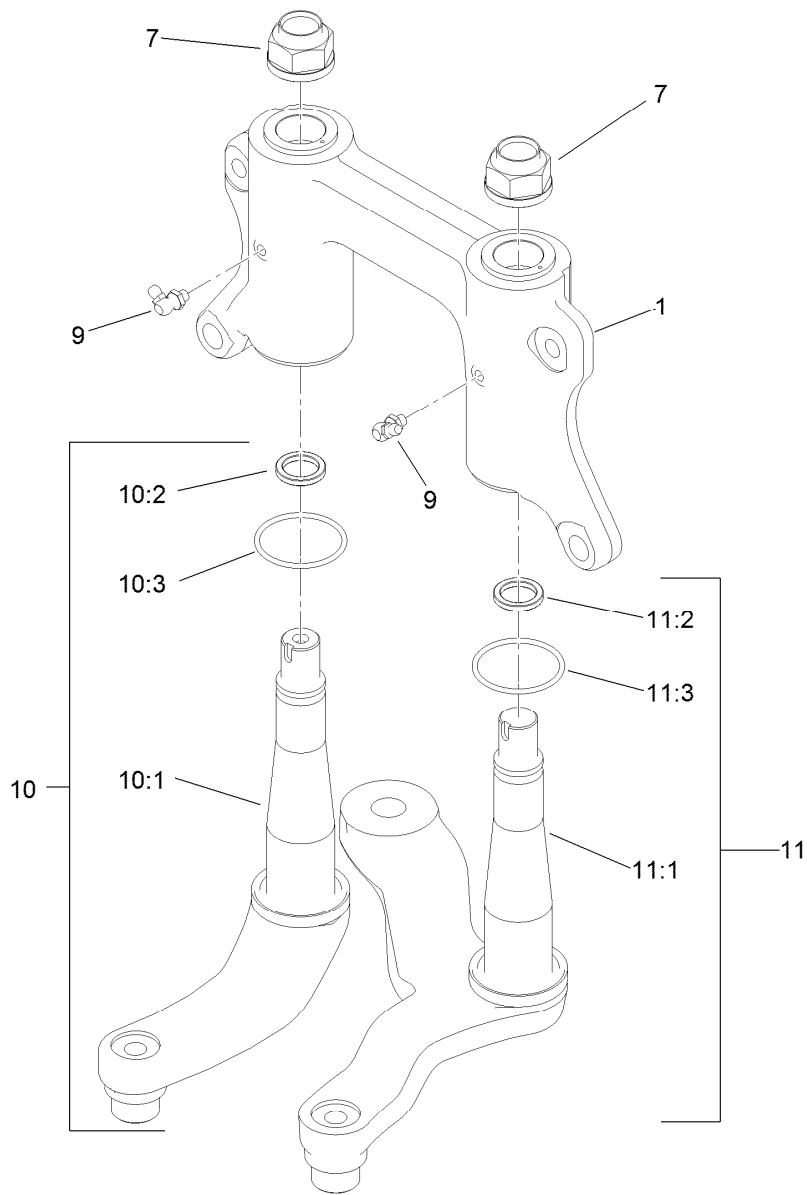
Ref.	Part Number	Qty.	Description	Ref.	Part Number	Qty.	Description
1	137-1693	1	Control Arm-LH	11	119-6725	2	Link, Anti-Sway Bar
1:1	87-0160-03	1	Tower-Control Arm, LH	12	87-3920	24	Bushing
1:2	33-3090	2	Bushing	13	133-0633-0P	1	Bar-Anti-Sway, HD
1:3	302-11	1	Fitting-Lube, 45 DEG	15	87-3910	2	Bushing-Rubber
2	137-1692	1	Control Arm-RH	16	87-4010	2	Clamp, Anti-Sway Bar
2:1	87-0150-03	1	Tower-Control Arm, RH	17	87-3890	2	Bracket, Anti-Sway Bar
2:2	33-3090	2	Bushing	18	3231-25	4	Bolt-CARR
2:3	302-11	1	Fitting-Lube, 45 DEG	19	104-8301	12	Nut-HF, NI
4	3234-39	8	Screw-HHF	20	119-6724	2	Link-Stabilizer
5	87-2500	2	Sleeve-Spring, Pivot	21	324-10	8	Screw-HH
6	105-7958	2	Spring Cradle ASM	22	140-2566	2	Spring-Compression
6:2	93-9879	1	Decal-Warning	24	121-9774	2	Absorber-Shock
7	325-13	2	Screw-HH	25	324-13	2	Screw-HH
8	99-5107	4	Nut-Lock	26	3256-6	2	Washer-Flat
9	87-3600	10	Spacer-Absorber, Shock	27	3256-27	2	Washer-Flat
10	87-5330	12	Washer	28	114-8417	10	Nut-HF, NI



## Steering and Front Wheel Assembly

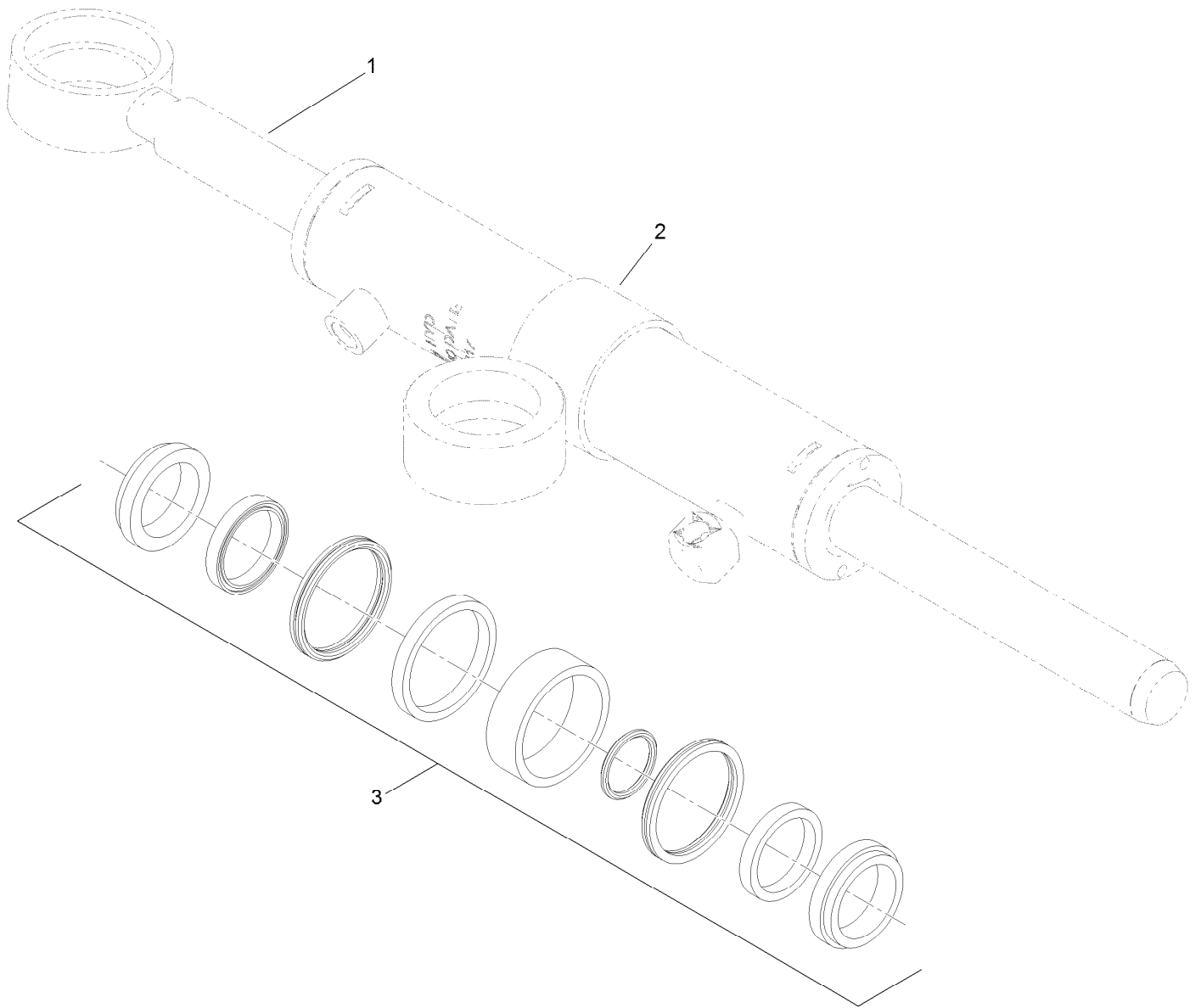
Ref.	Part Number	Qty.	Description	Ref.	Part Number	Qty.	Description
1	104-8301	2	Nut-HF, NI	17	106-6774	2	Joint-Ball
2	324-10	2	Screw-HH	19	302-5	2	Fitting-Grease
3		1	Steering Linkage ASM ●	21	131-8430	2	Tire/Wheel ASM
4	119-9548	2	Bearing-Ball	21:1	131-8431	1	Wheel
5	114-8296	1	Link-Center	21:2	131-6670	1	Tire
6	32120-22	2	Ring-Snap, Internal	21:3	232-27	1	Stem-Valve
7	112843	2	Washer	22	242-50	10	Nut-Lug
8	114-8417	2	Nut-HF, NI	23	114-4681	2	Screw-HHF
9	119-9513	1	Knuckle-LH	24	32151-104	2	Ring-Retaining, External
10	119-9514	1	Knuckle-RH	25	32136-14	2	Nut-Hst
11	114-8356	2	Tie Rod ASM	26	32136-3	2	Nut-SHH
12	121-9751	2	Hub-Bearing, Wheel	27	3272-11	4	Pin-Cotter
12:2	121-9752	5	Stud-Wheel	28	104-0719	2	Washer-Hardened
13	3234-11	12	Screw-HHF	29	3256-62	2	Washer-Flat
14	114-8351	2	Rotor-Brake	30	115-2173	2	Screw-HH
15	127-7424	2	Brake Caliper ASM	31	3296-49	2	Nut-Lock, NI
16	112-3217	1	HYD Cylinder ASM	32	119-9509	2	Screw-Bleed

● Not serviced separately



## Steering Linkage Assembly

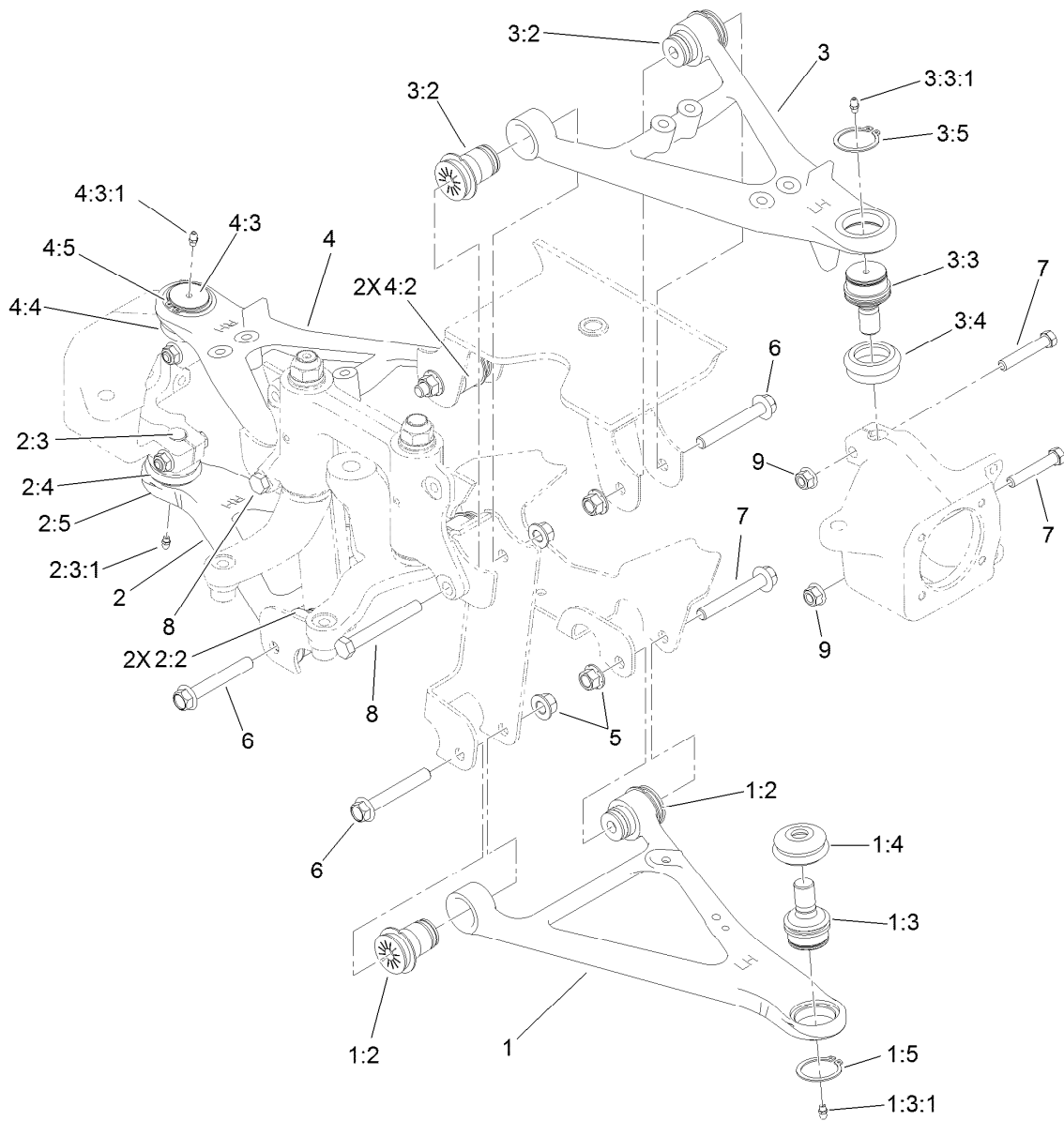
<i>Ref.</i>	<i>Part Number</i>	<i>Qty.</i>	<i>Description</i>
1	132-6767	1	Mount-Pivot, W/Bushings
7	115-2164	2	Nut-Spindle
9	302-60	2	Fitting-Grease
10	132-0794	1	Idler Arm ASM
10:1	132-0792	1	Idler Arm And Thrust Washer ASM
10:2	93-7510	1	Ring-Quad
10:3	131-3499	1	O-Ring
11	132-0795	1	Pitman Arm ASM
11:1	132-0793	1	Pitman Arm And Thrust Washer ASM
11:2	93-7510	1	Ring-Quad
11:3	131-3499	1	O-Ring



## Hydraulic Cylinder Assembly No. 112-3217

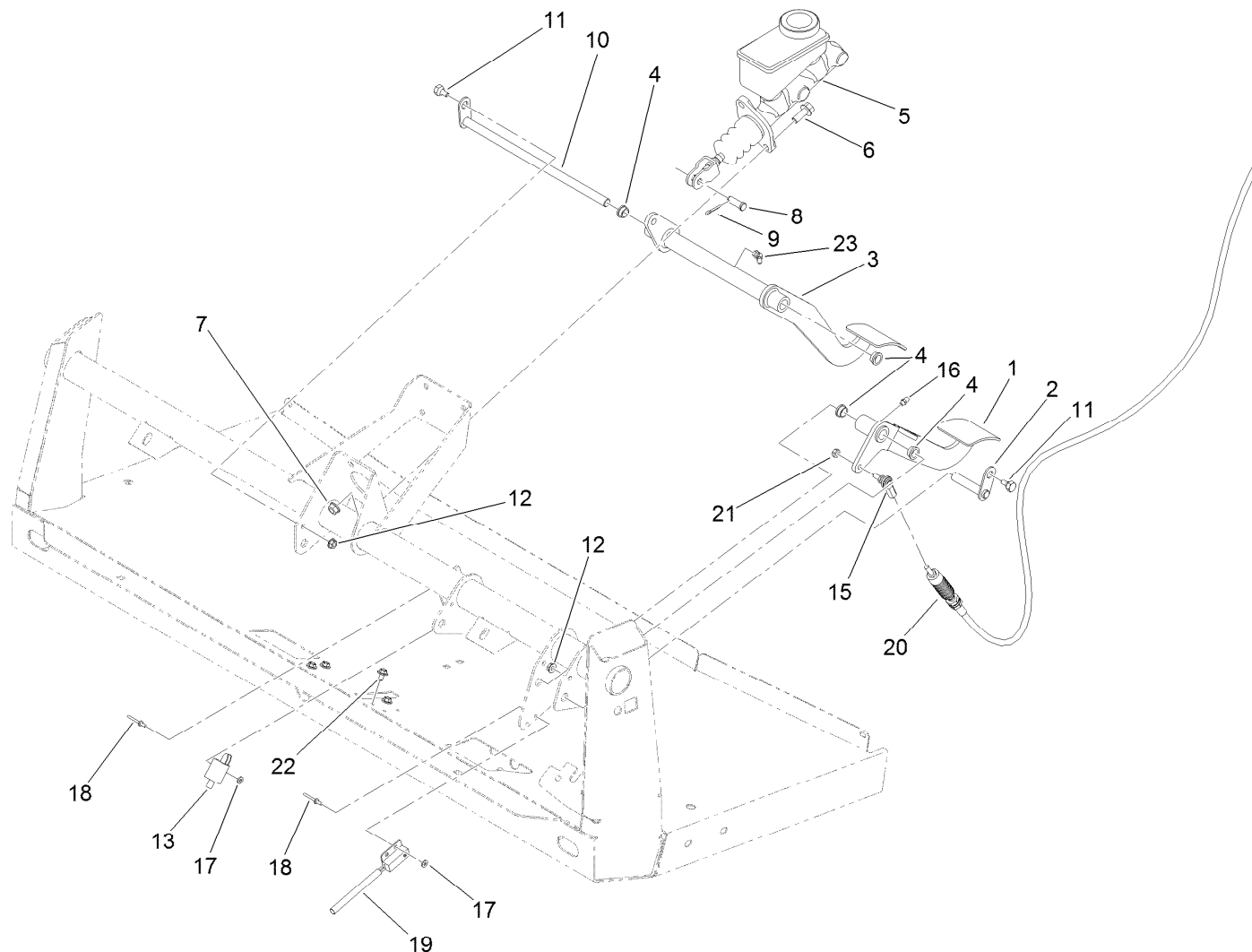
<i>Ref.</i>	<i>Part Number</i>	<i>Qty.</i>	<i>Description</i>
1		1	Rod-Cylinder ●
2		1	Body-Cylinder ●
3	115-2160	1	Cylinder Repair Kit

● Not serviced separately



## Front Control Arm Assembly

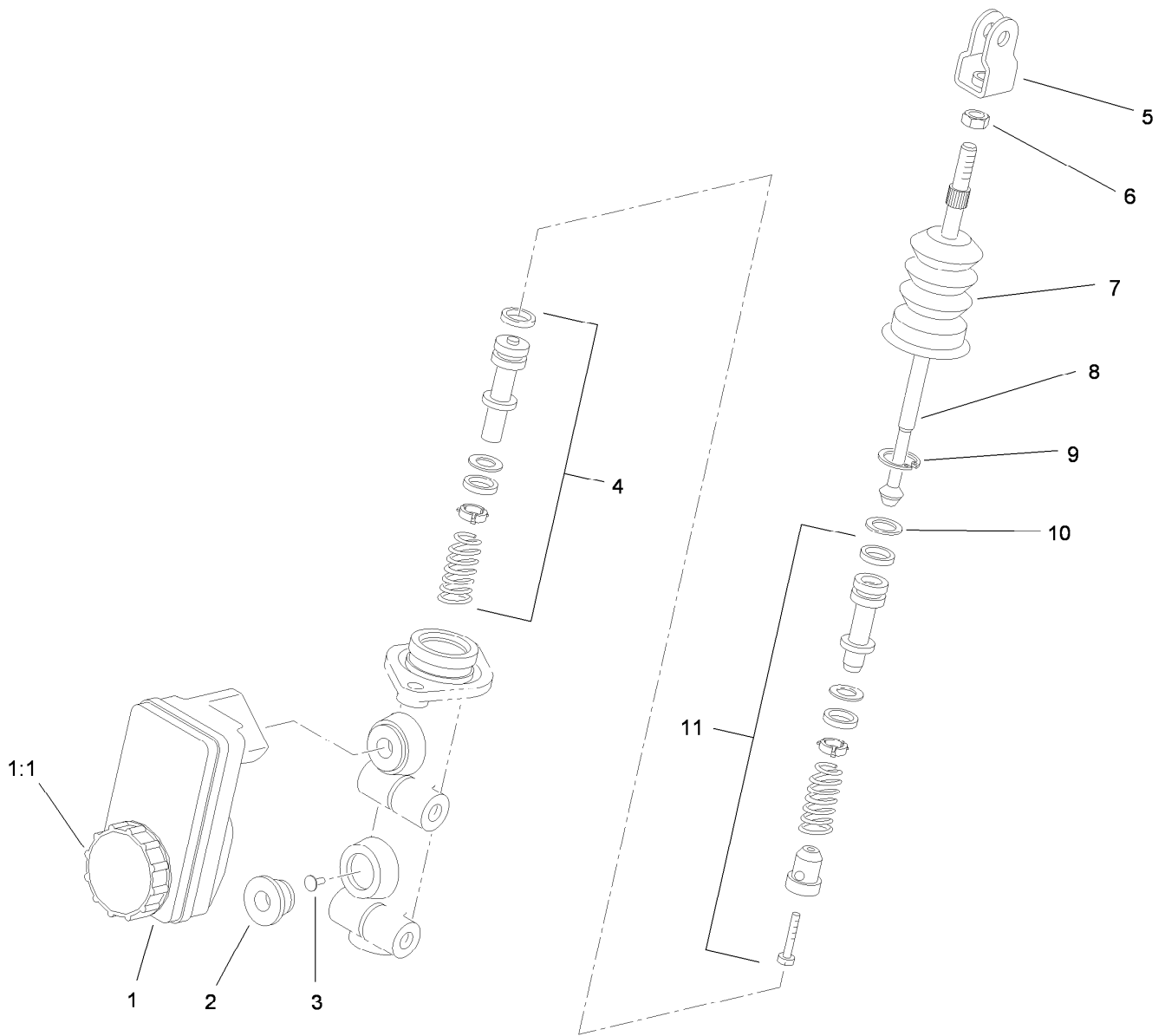
<i>Ref.</i>	<i>Part Number</i>	<i>Qty.</i>	<i>Description</i>	<i>Ref.</i>	<i>Part Number</i>	<i>Qty.</i>	<i>Description</i>
1	115-2405	1	Lower LH Control Arm ASM	3:3:1	302-5	1	Fitting-Grease
1:2	87-1450	2	Bushing-Flange	3:4	87-2420	1	Seal-Joint, Ball
1:3	115-2165	1	Ball Joint	3:5	32151-104	1	Ring-Retaining, External
1:3:1	302-5	1	Fitting-Grease	4	115-2406	1	Upper RH Control Arm ASM
1:4	87-2420	1	Seal-Joint, Ball	4:2	87-1450	2	Bushing-Flange
1:5	32151-104	1	Ring-Retaining, External	4:3	115-2165	1	Ball Joint
2	115-2407	1	Lower RH Control Arm ASM	4:3:1	302-5	1	Fitting-Grease
2:2	87-1450	2	Bushing-Flange	4:4	87-2420	1	Seal-Joint, Ball
2:3	115-2165	1	Ball Joint	4:5	32151-104	1	Ring-Retaining, External
2:3:1	302-5	1	Fitting-Grease	5	99-5107	8	Nut-Lock
2:4	87-2420	1	Seal-Joint, Ball	6	114-8419	6	Screw-HHF
2:5	32151-104	1	Ring-Retaining, External	7	324-10	4	Screw-HH
3	115-2404	1	Upper LH Control Arm ASM	8	325-17	2	Screw-HH
3:2	87-1450	2	Bushing-Flange	9	114-8417	4	Nut-HF, NI
3:3	115-2165	1	Ball Joint				



## Brake and Clutch Pedal Assembly

Ref.	Part Number	Qty.	Description
1	127-7357-03	1	Pedal-Clutch
2	115-2269	1	Pin-Pivot
3	120-5023-03	1	Pedal-Brake
4	256-156	4	Bushing-Flange
5	104-6782	1	Master Cylinder ASM
6	3234-11	2	Screw-HHF
7	3290-357	2	Nut-HHF, Whiz
8	283-2	1	Pin-Clevis
9	3272-10	1	Pin-Cotter
10	137-6729	1	Shaft-Brake
11	63-3410	2	Screw-Shoulder

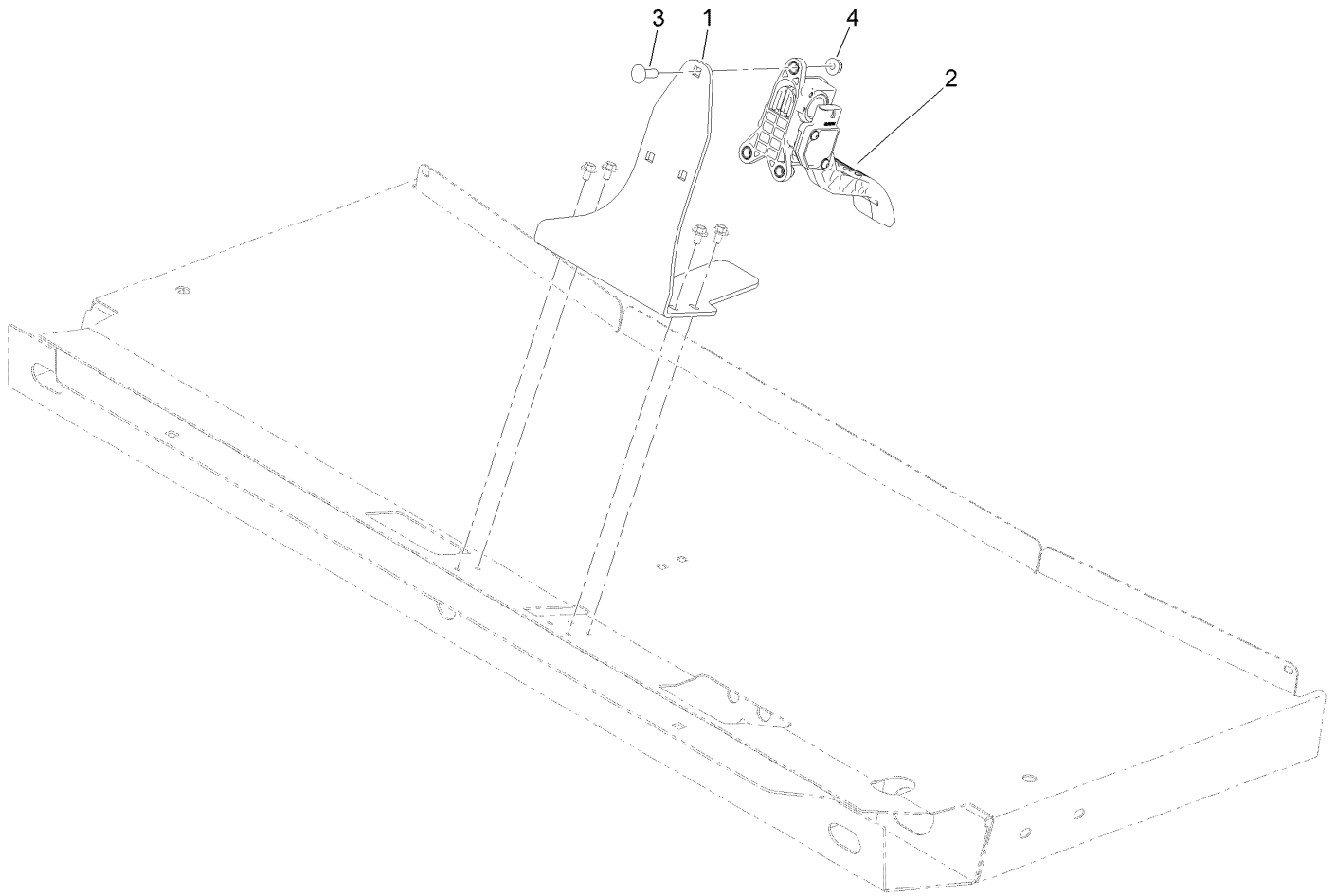
Ref.	Part Number	Qty.	Description
12	32128-33	2	Nut-HF
13	95-1653	1	Switch-Pole, Single
15	110-2554	1	Rod End-Spherical
16	302-5	1	Fitting-Grease
17	3256-21	4	Washer-Flat
18	3269-25	4	Rivet-Pop
19	105-0023	1	Switch-Proximity
20	115-2284	1	Cable-Clutch
21	3296-13	1	Nut-Lock, NI
22	46-6811	4	Screw-HWH
23	302-60	1	Fitting-Grease



## Master Cylinder Assembly No. 104-6782

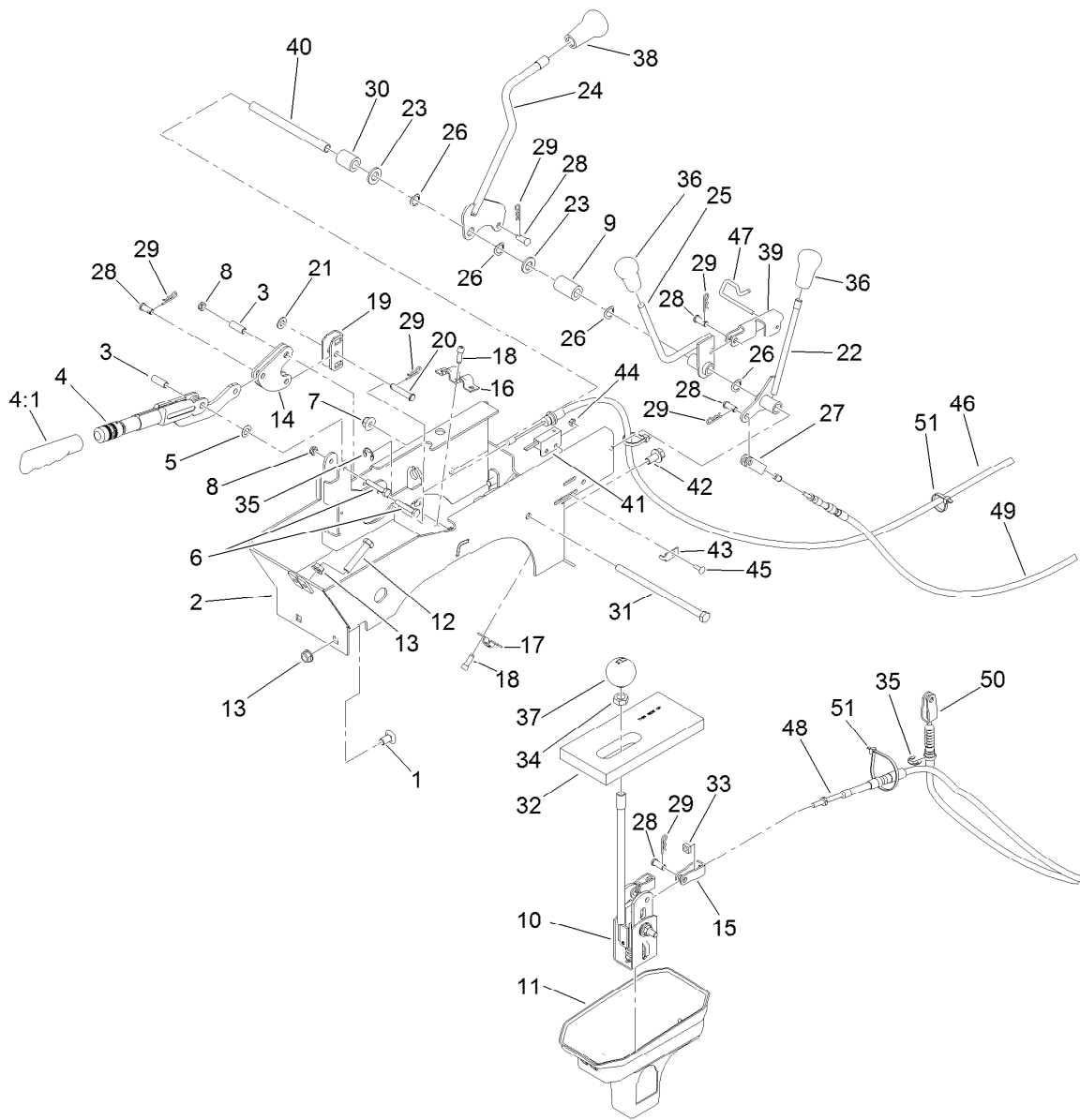
Ref.	Part Number	Qty.	Description
1	104-6845	1	Reservoir ASM
1:1	92-4112	1	Cap ASM
2	93-8971	2	Seal-Port, Flange
3	92-4103	1	Pin-Stop
4	92-4102	1	Secondary Piston ASM
5	92-4110	1	Clevis
6	21-0360	1	Nut-Hex
7	94-5209	1	Cover-Dust
8	94-5210	1	Rod-Push
9	92-4109	1	Ring-Snap
10	92-4108	1	Retainer-Washer
11	92-4101	1	Primary Piston ASM





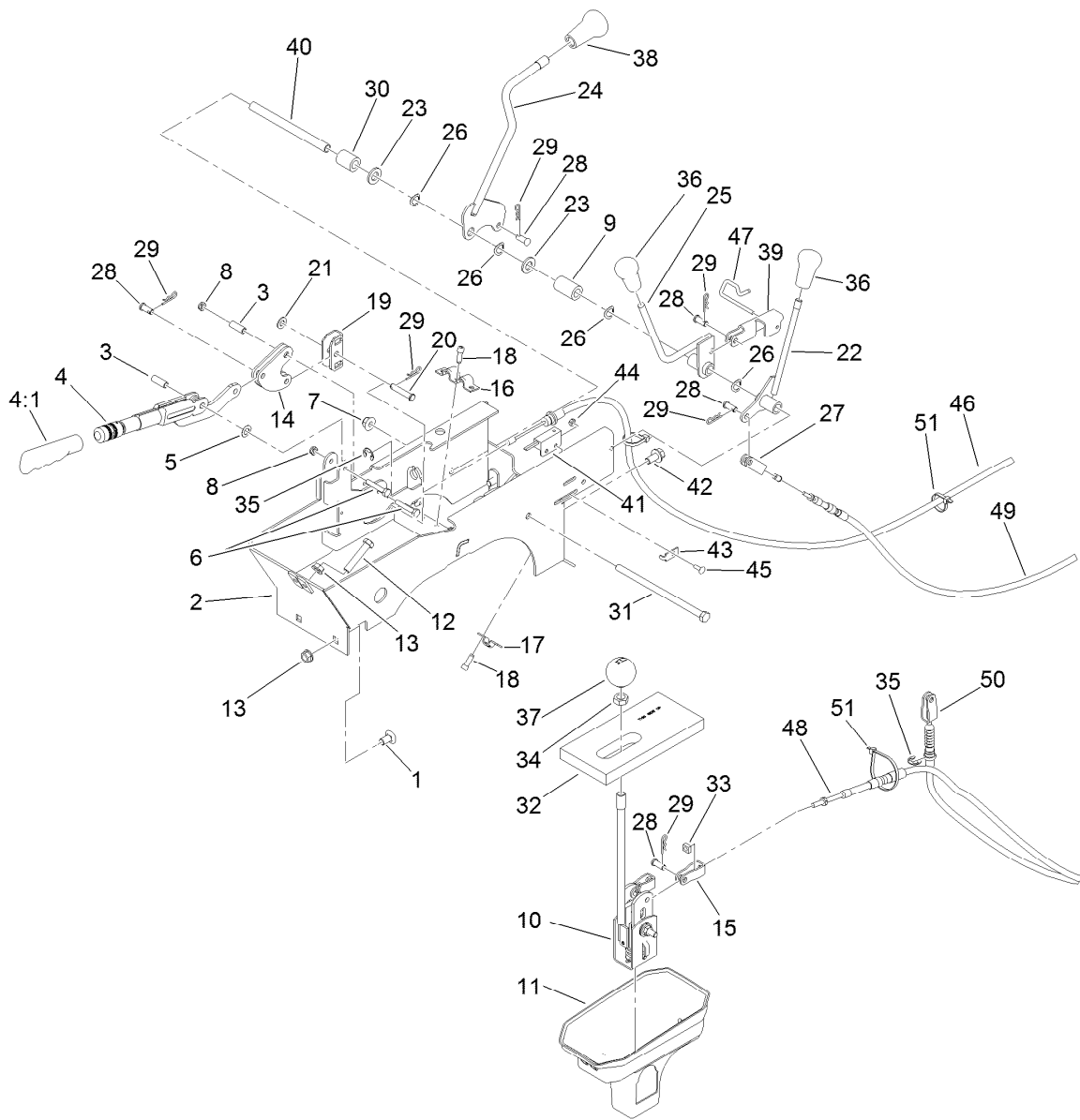
## Accelerator Assembly

<i>Ref.</i>	<i>Part Number</i>	<i>Qty.</i>	<i>Description</i>
1	132-6711-03	1	Bracket-Mount, Pedal
2	121-9675	1	Pedal-Accelerator
3	3230-22	3	Screw-CARR
4	104-8300	3	Nut-HF, NI



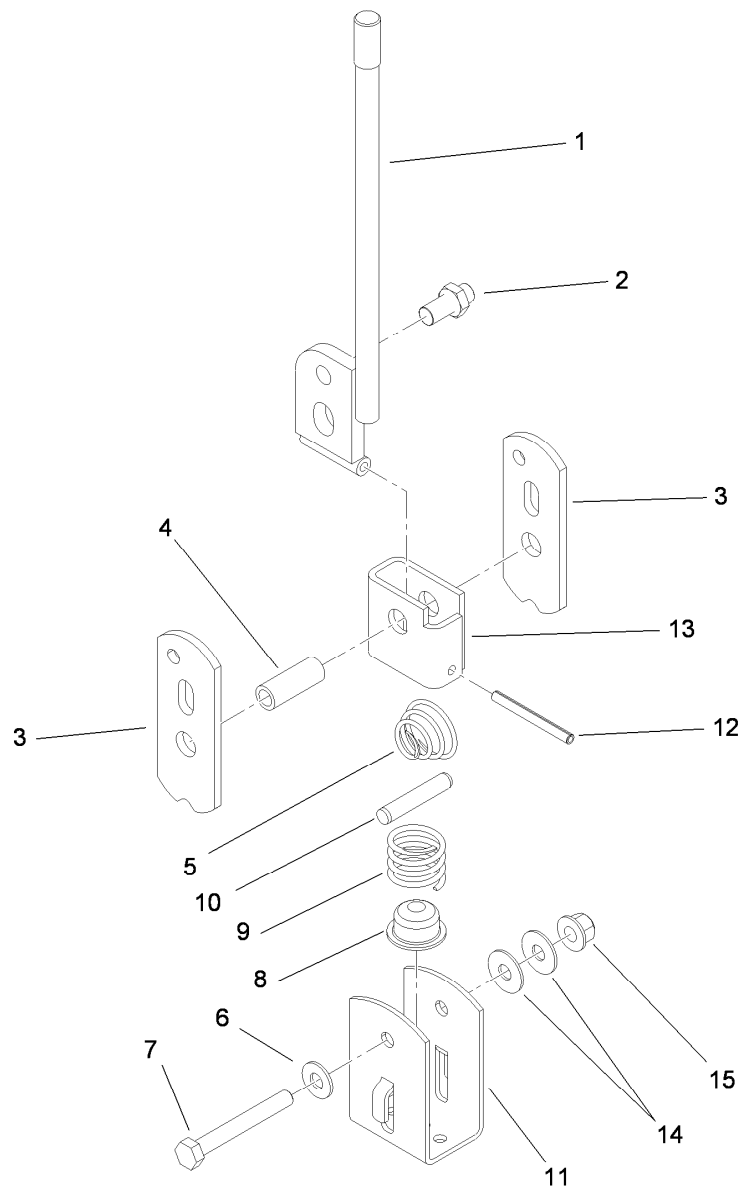
## Console Assembly

Ref.	Part Number	Qty.	Description	Ref.	Part Number	Qty.	Description
1	3231-21	2	Screw-CARR	21	3256-23	1	Washer-Plain
2	108-6914-03	1	Support-Lever	22	106-7828	1	Lever
3	114402	2	Spacer	23	33096-00	2	Washer-Flat
4	127-8863	1	Lever-Brake, Park	24	131-3479	1	Lever-Lock, Differential
4:1	127-8864	1	Grip-Handle	25	106-7960	1	Lever-HYD
5	3290-477	1	Washer-Curved	26	3290-221	4	Washer-Spring
6	321-37	2	Screw-HH	27	87-7160	1	Clevis-Cable
7	104-8301	1	Nut-HF, NI	28	283-62	6	Pin-Clevis
8	3296-56	2	Nut-Lock, NI	29	3290-307	7	Pin-Cotter
9	120-5037	1	Spacer	30	66-6501	1	Spacer-Wheel
10	106-7887	1	Shift ASM	31	323-36	1	Screw-HH
11	106-2376	1	Boot-Shift, Lower	32	87-6570	1	Seal-Boot, Lower
12	323-10	2	Screw-HH	33	140-4804	2	Nut-Square
13	3290-357	4	Nut-HHF, Whiz	34	3218-18	1	Nut-Jam
14	106-7814	2	Bellcrank	35	32120-47	3	Ring-Retaining, External
15	87-2310	2	Clevis-Cable	36	106-7903	2	Knob-Control
16	87-4960	1	Clamp-Cable	37	87-6720	1	Knob-Shift
17	87-4340	1	Clamp-Cable	38	106-7952	1	Knob
18	65-5221	5	Screw-Hshtf	39	115-2250	1	Link
19	87-3480	1	Bracket-Equalizer, Cable	40	106-7833	1	Spacer
20	94-3829	1	Pin-Clevis	41	100-1270	1	Switch-Proximity



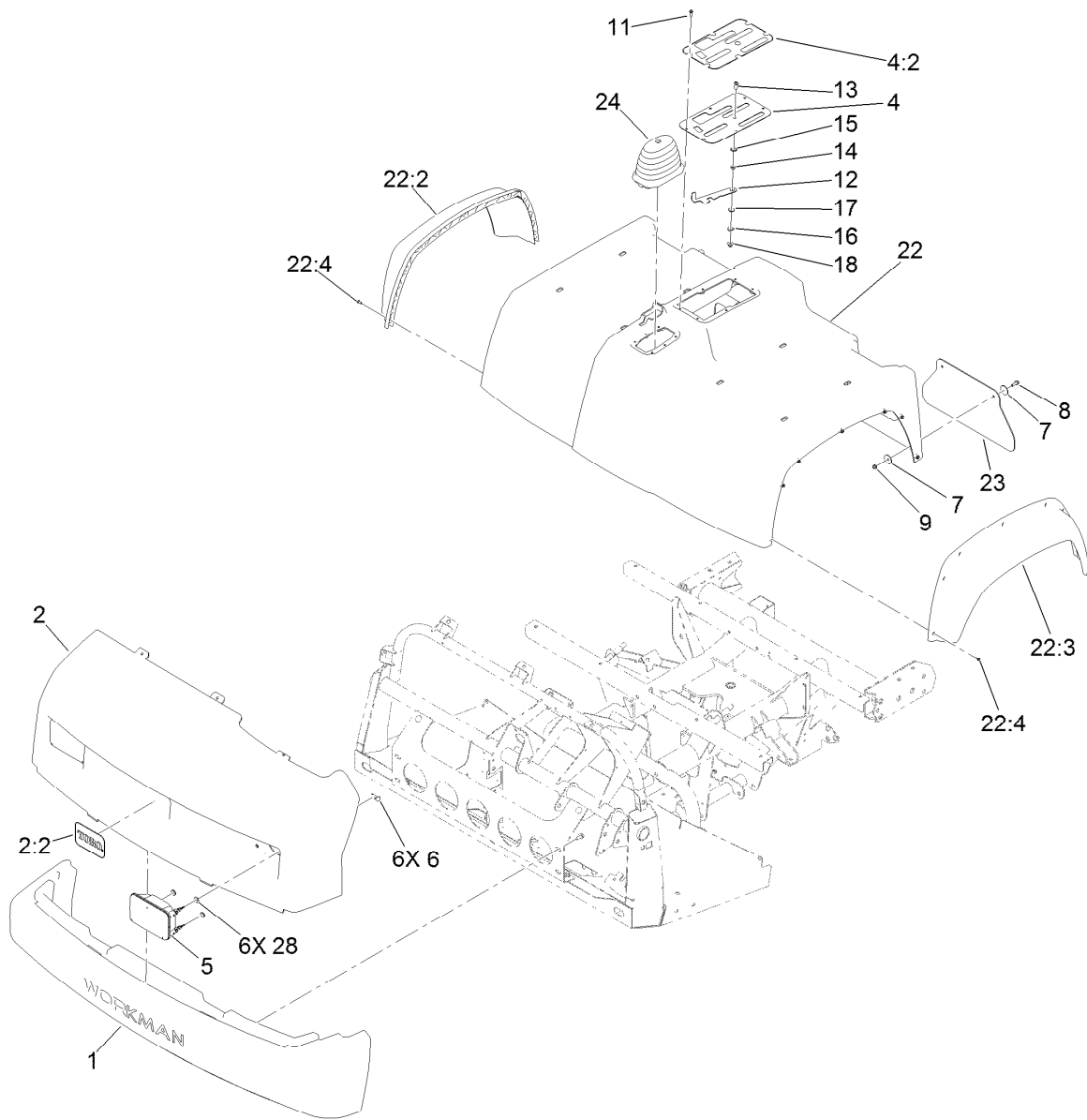
## Console Assembly (continued)

<i>Ref.</i>	<i>Part Number</i>	<i>Qty.</i>	<i>Description</i>	<i>Ref.</i>	<i>Part Number</i>	<i>Qty.</i>	<i>Description</i>
42	3234-12	2	Screw-HHF	47	115-2350	1	Pin-Retainer
43	100-4872	1	Plate-Switch, Neutral	48	121-6327	2	Cable-Selector, Gear
44	3296-2	1	Nut-Lock, NI	49	115-7812	1	Cable-Hi Low
45	3229-34	1	Screw-CARR	50	115-2287	1	Cable-Lock, Differential
46	115-2283	2	Cable-Brake, Park	51	3290-379	5	Tie-Cable



## Shift Assembly No. 106-7887

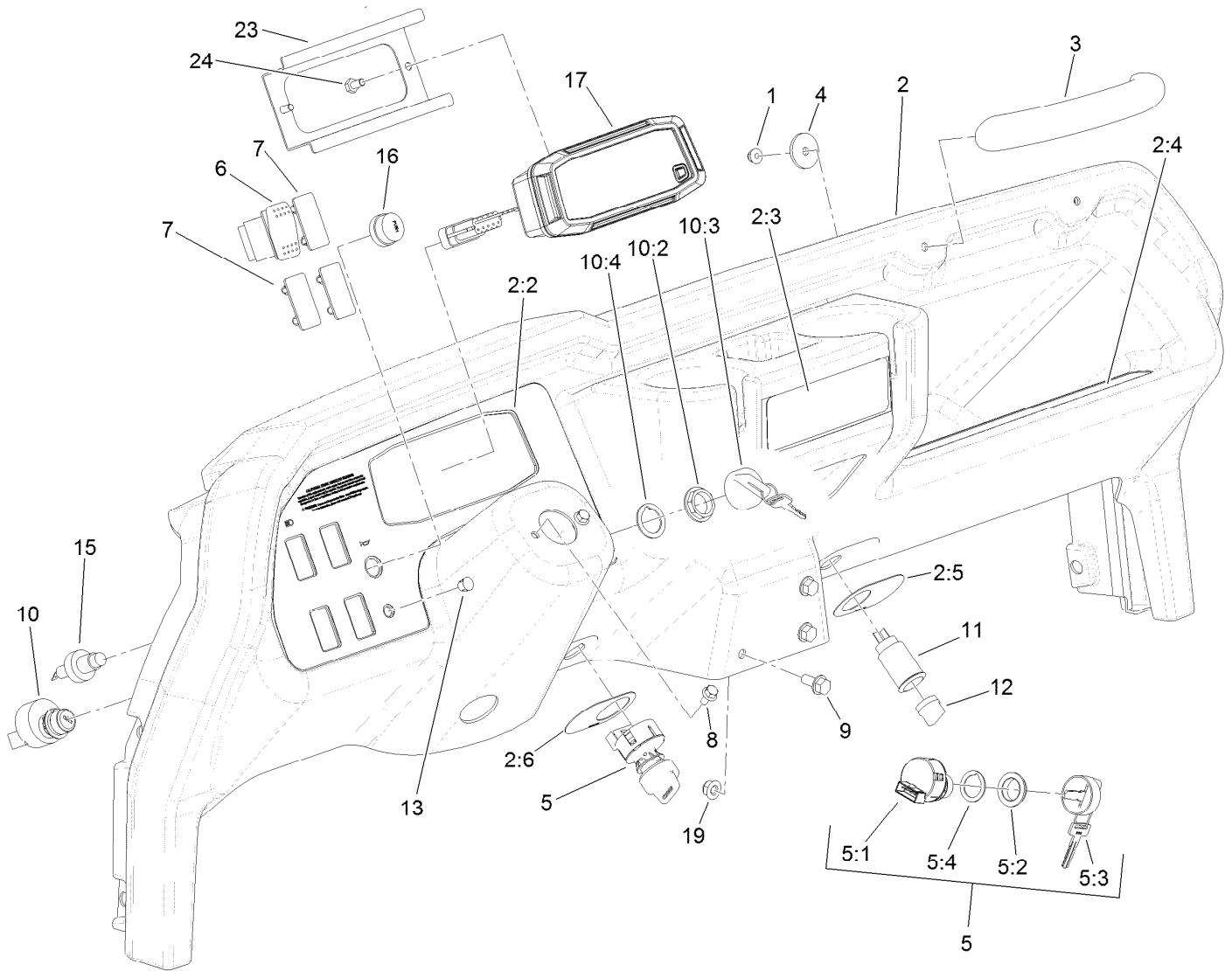
<i>Ref.</i>	<i>Part Number</i>	<i>Qty.</i>	<i>Description</i>
1	131-3469	1	Lever-Shift
2	87-3650	1	Pin-Shift
3	87-3540	2	Link-Shift
4	87-2520	1	Tube-Pivot
5	87-2900	1	Spring-Compression
6	87-8640	1	Washer-Flat
7	322-12	1	Screw-HH
8	87-3530	1	Button-Shifter
9	87-3660	1	Spring-Compression
10	3290-507	1	Pin-Dowel
11	87-3520	1	Clevis
12	32121-48	1	Pin-Spring
13	87-6040	1	Bracket-Shifter
14	3290-456	2	Washer-Belleville
15	104-8300	1	Nut-HF, NI



## Bumper, Hood and Seat Base Assembly

Ref.	Part Number	Qty.	Description
1	112-3185	1	Bumper
2	139-3382	1	Hood ASM
2:2	117-4950	1	Decal
4	106-7886	1	Control Plate ASM
4:2	106-2377	1	Decal-Console
5	138-9260	2	Headlight ASM
6	114-8341	6	Clip-Speed
6X6			Clip-Speed
6X28			Headlight ASM
7	3256-55	8	Washer-Flat
8	3234-4	4	Screw-HHF
9	104-7201	4	Nut-Flange, NI
11	98-1375	6	Screw-HWH
12	106-7984	1	Lever-Detent
13	3274-55	1	Screw-HSBH

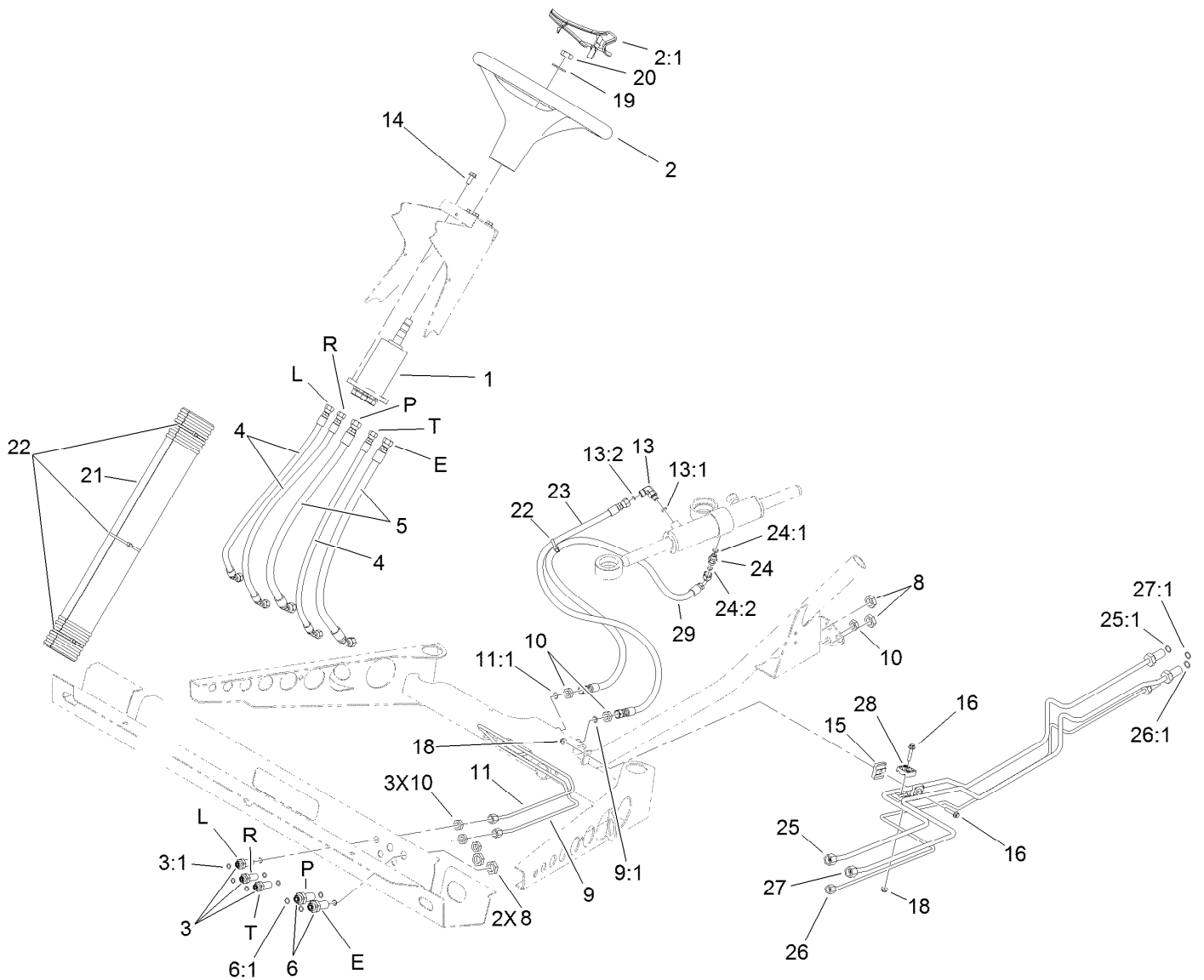
Ref.	Part Number	Qty.	Description
14	82-4240	1	Spacer-Bearing
15	94-8196	1	Washer-Nylon
16	3290-221	1	Washer-Spring
17	3256-23	1	Washer-Plain
18	104-8300	1	Nut-HF, NI
22	133-0566	1	Seatbase ASM
22:2	114-8407	1	Fender-Front, RH
22:3	114-8408	1	Fender-Front, LH
22:4	117-5036	14	Screw-Plastic, HWH
23	106-2378	2	Mudflap
24	117-8063	1	Boot-Shift
28	112-6957	6	Washer-Hardened



## Dash Assembly

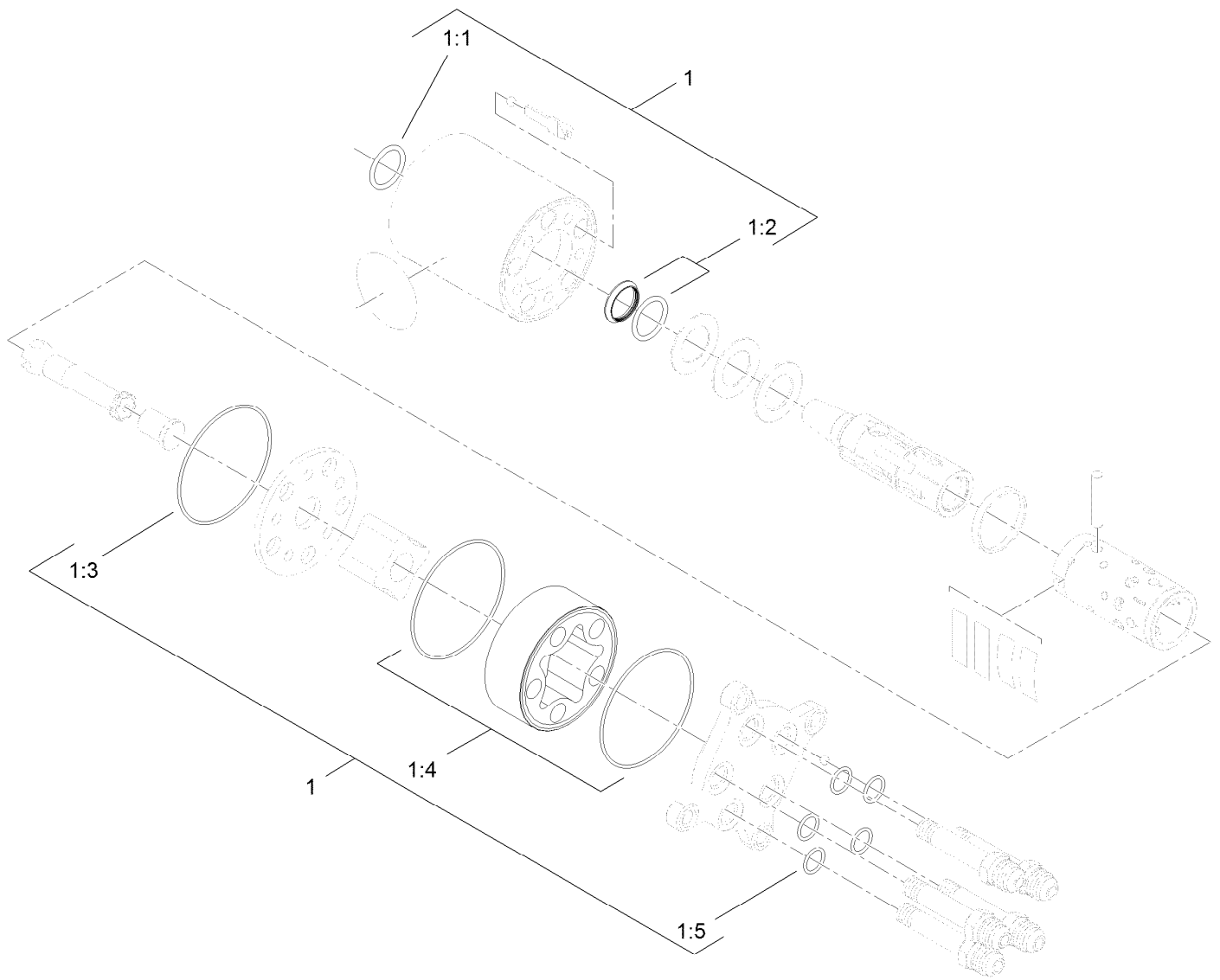
Ref.	Part Number	Qty.	Description	Ref.	Part Number	Qty.	Description
1	104-7201	2	Nut-Flange, NI	8	33103-012	2	Screw-HHF
2	140-4610	1	Dash ASM	9	3234-5	3	Screw-HHF
2:2	140-4604	1	Decal-Control Panel, HD	10	106-5269	1	Ignition Switch ASM
2:3	121-9776	1	Decal-Danger, Vehicle (CE)	10:2	108-8660	1	Nut-Mounting
2:4	115-2282	1	Decal-Warning, Dash	10:3	106-5270	1	Ignition Key Set
2:5	106-2353	1	Decal-Powerpoint	10:4	108-8659	1	Washer-Backup
2:6	106-2355	1	Decal-Switch, Supervisor	11	99-7411	1	Point-Power
3	117-4948	1	Handle-Grab	12	99-7416	1	Cap
4	103995	2	Washer	13	104-9368	1	Plug-Dome
5	110-2580	1	Switch-Key, Supervisor	15	112-3324	1	Switch-Horn
5:1		1	Switch-Key ●	16	112-3313	1	Nut-Weatherproof
5:2	108-8660	1	Nut-Mounting	17	139-4527	1	Cluster-Instrument
5:3	110-5221	1	Set-Key, Supervisor	19	104-8300	3	Nut-HF, NI
5:4	108-8659	1	Washer-Backup	23	140-4556-0P	1	Retainer-Display
6	95-8999	1	Switch	24	321-2	2	Screw-HH
7	99-7420	3	Plug-Hole				

● Not serviced separately



## Steering Hydraulic Assembly

Ref.	Part Number	Qty.	Description	Ref.	Part Number	Qty.	Description
1	120-4813	1	Pump-Steering	15	106-7839	2	Clamp-Tube
2	98-1471	1	Wheel-Steering	16	3234-21	2	Screw-HHF
2:1	98-1468	1	Cover-Wheel, Steering	18	104-7201	2	Nut-Flange, NI
3	94-1444	3	Union-Bulkhead	19	3256-27	1	Washer-Flat
3:1	237-21	2	O-Ring	20	3296-33	1	Nut-Lock, NI
4	106-7974	3	Hose-HYD	21	106-6713	1	Cover-Lines, Steering
5	106-7975	2	Hose-HYD	22	3290-379	4	Tie-Cable
6	340-71	2	Fitting-Straight, Bulkhead	23	108-6505	1	Hose-HYD
6:1	237-22	2	O-Ring	24	340-92	1	Fitting-Straight
8	340-70	4	Nut-Lock	24:1	237-78	1	O-Ring
9	106-7804	1	Tube-HYD	24:2	237-21	1	O-Ring
9:1	237-21	1	O-Ring	25	115-7701	1	Tube-HYD
10	3219-10	6	Nut-Hex	25:1	237-22	1	O-Ring
11	106-7806	1	Tube-HYD	26	115-7702	1	Tube-HYD
11:1	237-21	1	O-Ring	26:1	237-22	1	O-Ring
13	340-132	1	Fitting-Elbow, 90 DEG	27	115-7703	1	Tube-HYD
13:1	237-78	1	O-Ring	27:1	237-21	1	O-Ring
13:2	237-21	1	O-Ring	28	56-7973	2	Clamp-Tube
14	98-7977	4	Screw-HHF	29	117-4861	1	Hose-HYD

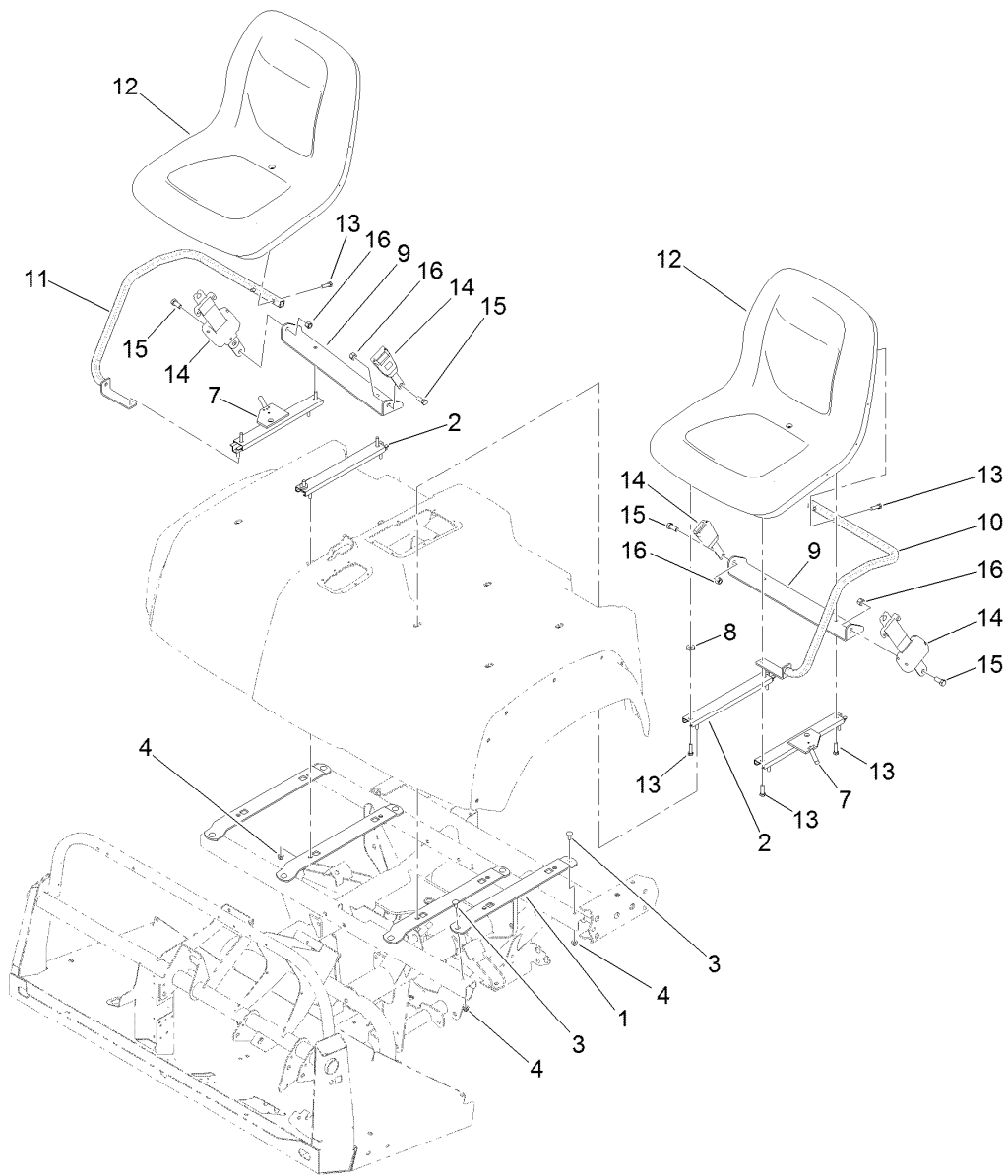


## Steering Valve Assembly No. 120-4813

<i>Ref.</i>	<i>Part Number</i>	<i>Qty.</i>	<i>Description</i>
1	106-6716	1	Seal Kit
1:1		1	Ring-Seal, Dust ●
1:2		1	Seal-Shaft ●
1:3		1	O-Ring ●
1:4		2	O-Ring ●
1:5		5	O-Ring ●

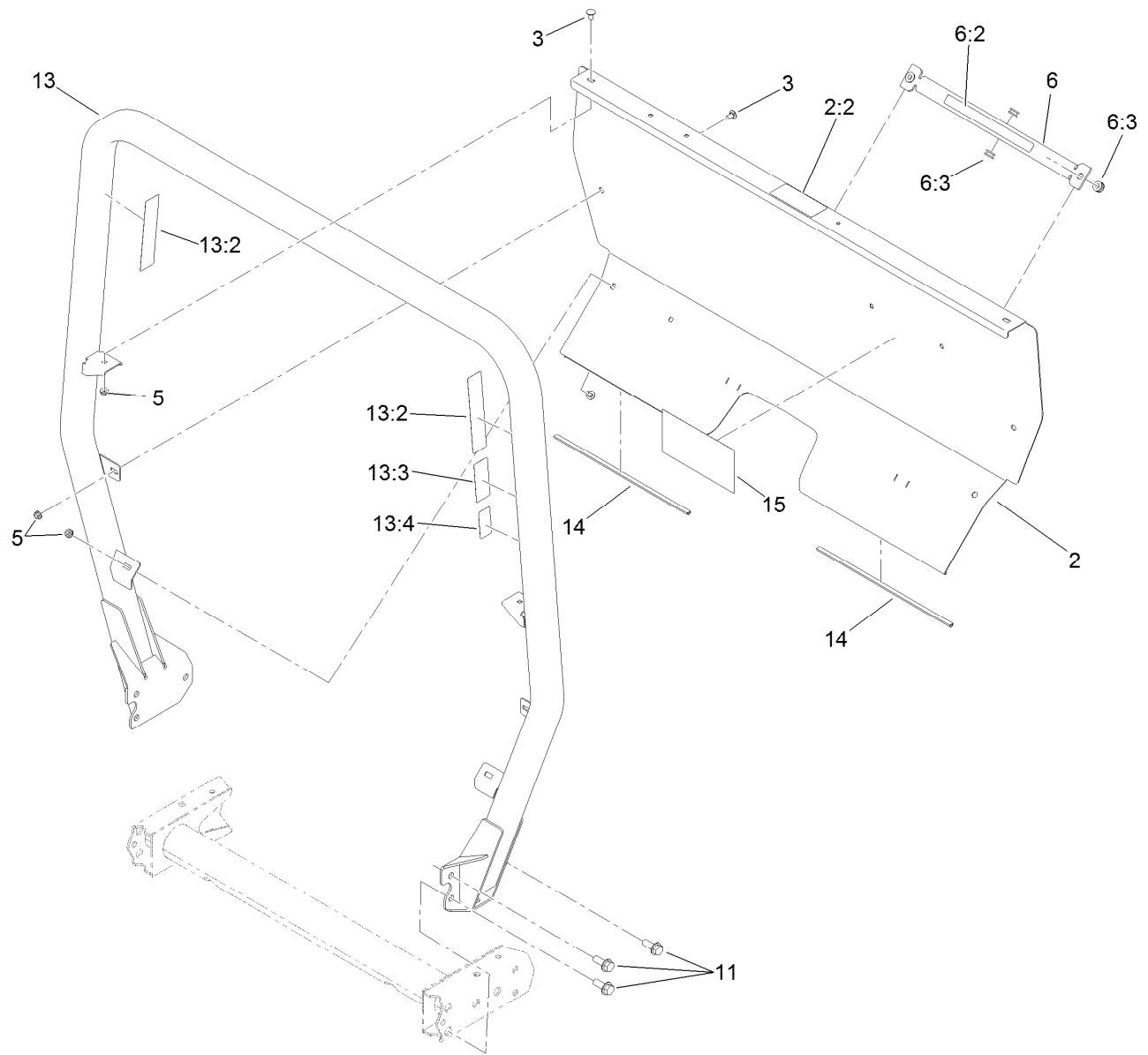
● Not serviced separately





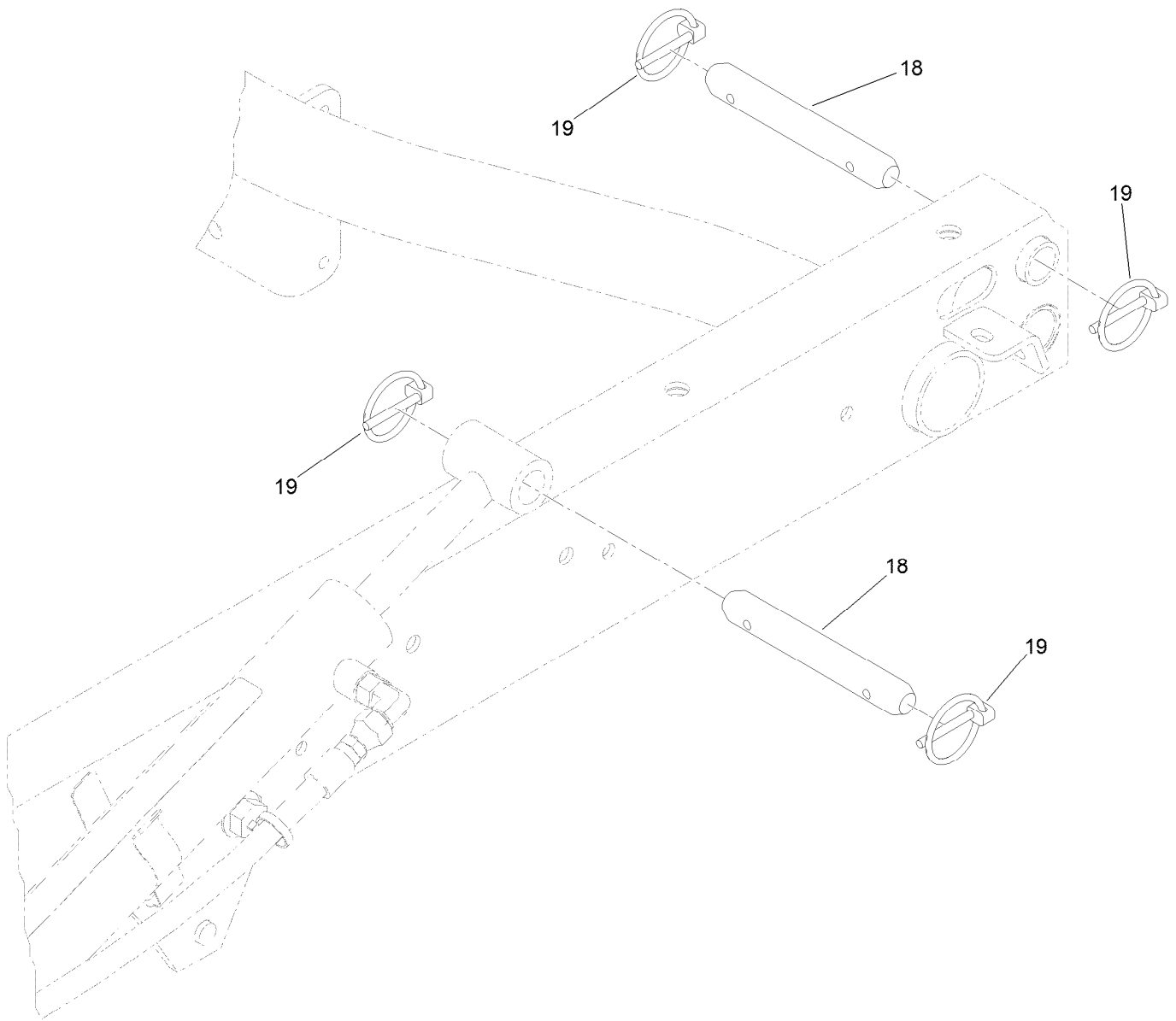
## Seat Assembly

<b>Ref.</b>	<b>Part Number</b>	<b>Qty.</b>	<b>Description</b>
1	115-2435-0P	4	Bracket-Seat
2	92-8990	2	Adjuster-Seat, Non-Locking
3	3230-1	8	Bolt-CARR
4	104-8300	16	Nut-HF, NI
7	92-8991	2	Adjuster (W/Latch)
8	104-7658	2	Spacer
9	119-0727-03	2	Bracket-Belt, Seat
10	119-0731-03	1	Armrest-LH
11	119-0732-03	1	Armrest-RH
12	133-0577	2	Seat ASM
13	33114-030	12	Screw-HH
14	110-0413	2	Seatbelt-Retractable
15	3212-4	4	Screw-HH
16	3296-7	4	Nut-Lock



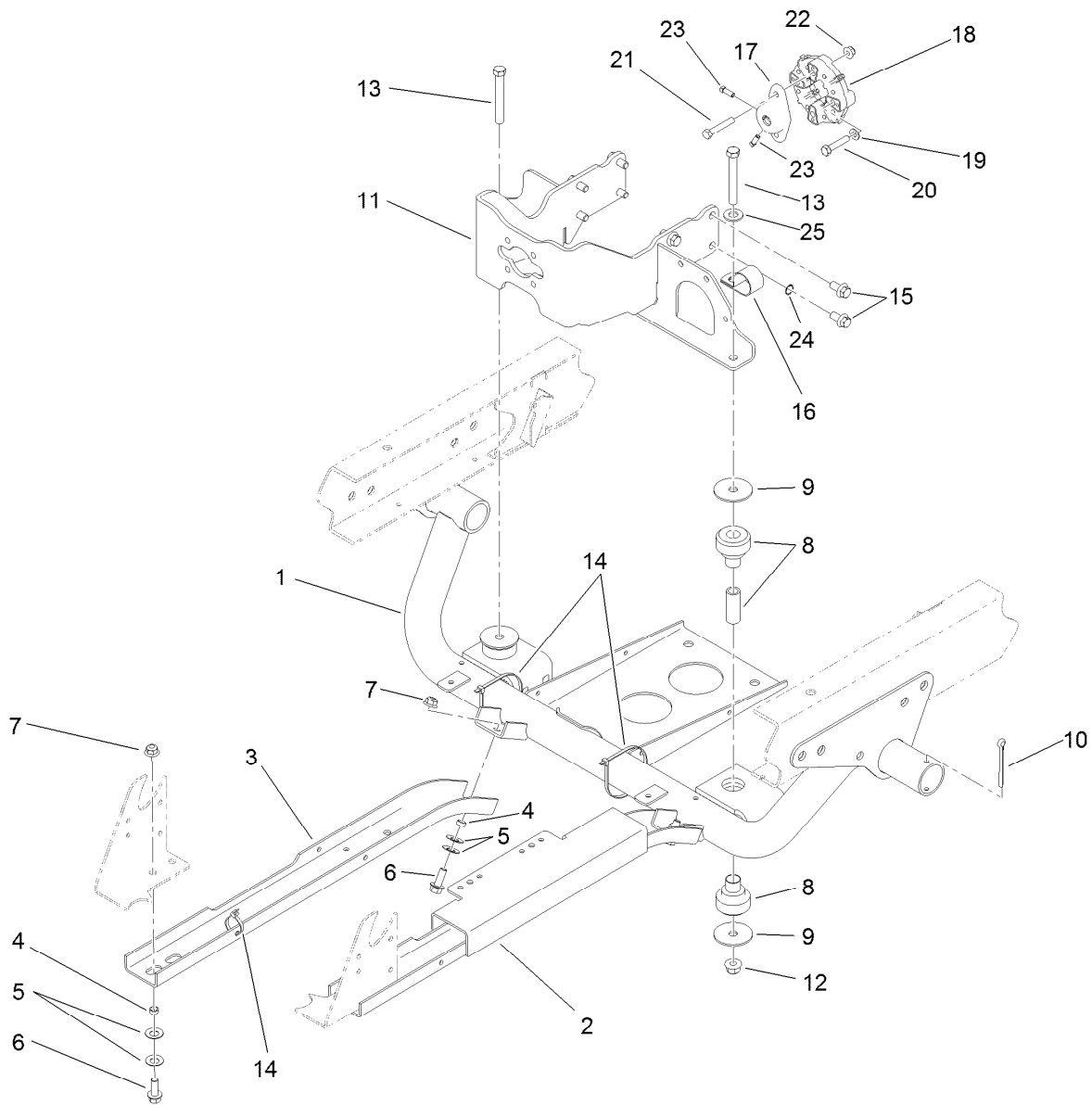
## Roll-Over Protection System Assembly

<i>Ref.</i>	<i>Part Number</i>	<i>Qty.</i>	<i>Description</i>
2	115-2213	1	ROPS Cover ASM
2:2	105-4215	1	Decal-Caution
3	3230-18	6	Screw-CARR
5	32128-20	6	Nut-HF
6	105-7960	1	Bed Support ASM
6:2	93-9852	1	Decal-Warning
6:3	92-5972	4	Grommet-Rubber
11	3234-38	6	Screw-HHF
13	115-7910	1	ROPS ASM
13:2	106-7767	2	Decal-ROPS
13:3	93-9850	1	Decal-ROPS, CE
13:4	117-4969	1	Decal-ROPS, ISO
14	127-7382	2	Seal-ROPS
15	115-7814	1	Decal-Reference, Quick



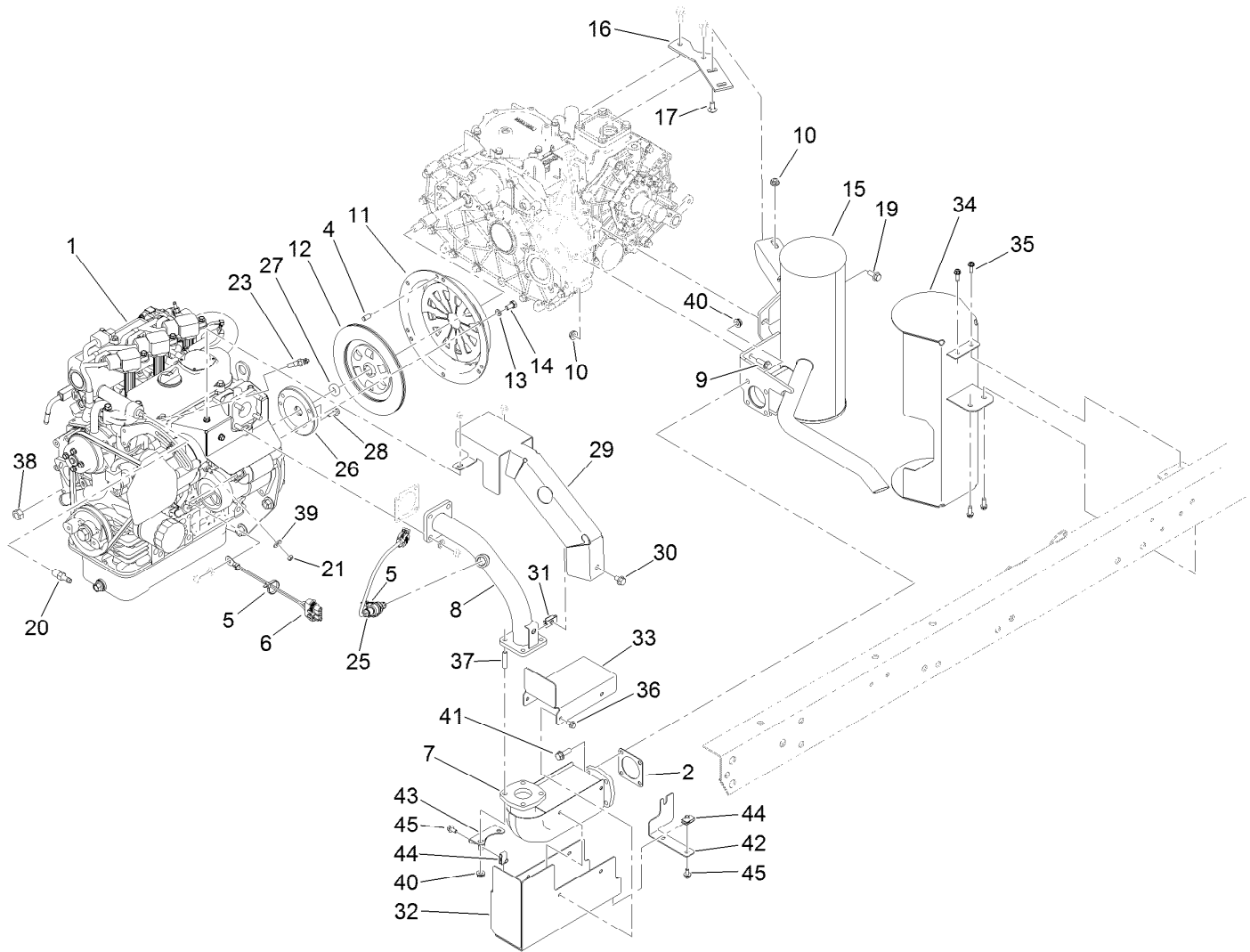
## Pin and Clevis Assembly

<i>Ref.</i>	<i>Part Number</i>	<i>Qty.</i>	<i>Description</i>
18	92-1233	4	Pin-Clevis
19	92-1298	8	Pin-Lynch



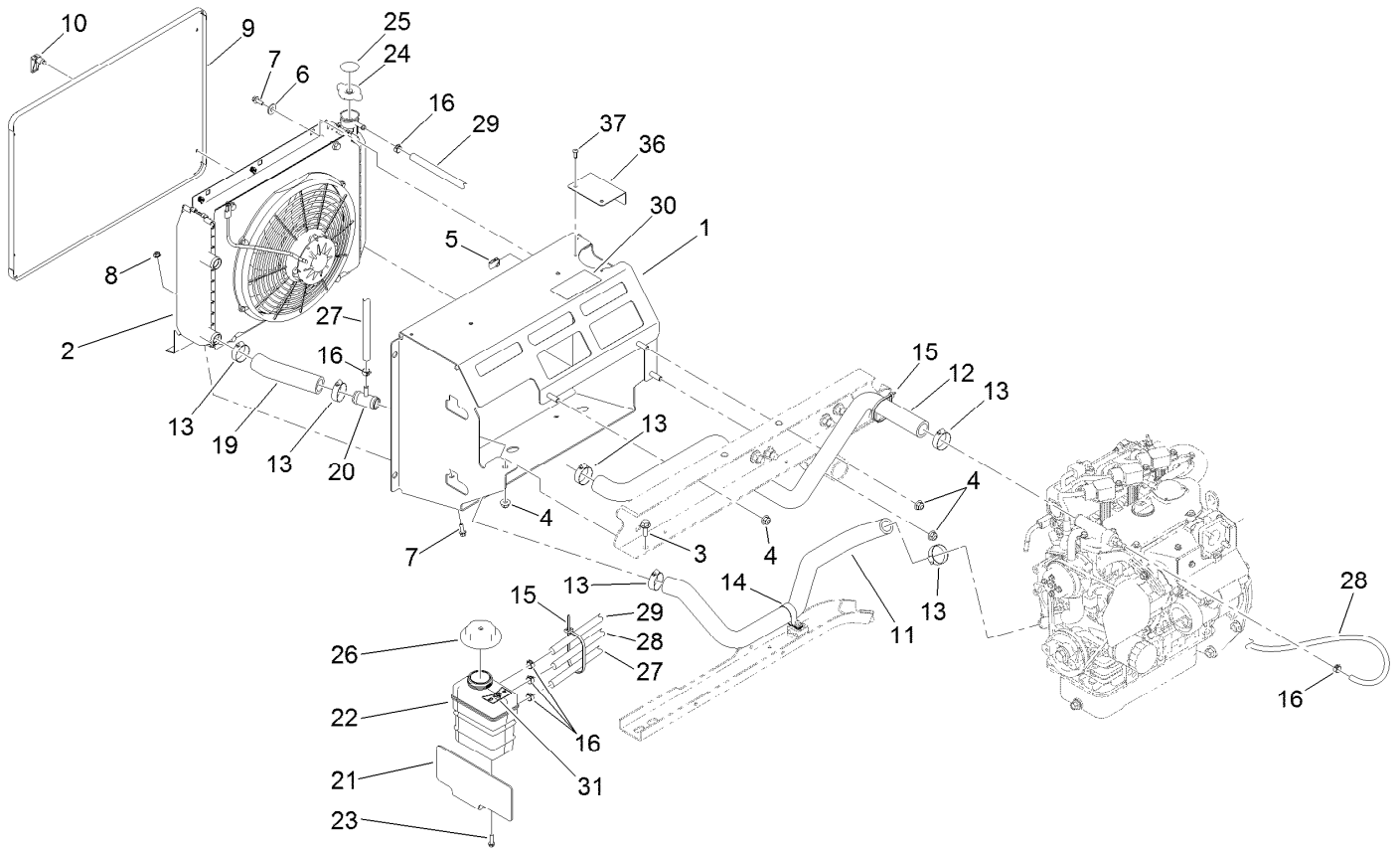
## Engine Sub Frame Assembly

<i>Ref.</i>	<i>Part Number</i>	<i>Qty.</i>	<i>Description</i>	<i>Ref.</i>	<i>Part Number</i>	<i>Qty.</i>	<i>Description</i>
1	119-9679-03	1	Support-Engine	13	324-13	2	Screw-HH
2	115-2215-03	1	Guard-LH	14	3290-379	4	Tie-Cable
3	87-4730-03	1	Guard-Belly	15	120-4839	8	Screw-HHF
4	76-9100	6	Spacer	16	2412-82	1	Clamp-R
5	3290-413	12	Washer-Belleville	17	115-2169	1	Hub-Pump
6	3234-11	6	Screw-HHF	18	119-0652	1	Coupler-Rubber
7	104-8301	6	Nut-HF, NI	19	3256-23	2	Washer-Plain
8	106-7865	2	Mount-Engine	20	33114-040	2	Screw-HH
9	87-5100	4	Washer-Snubbing	21	322-21	2	Screw-HH
10	3272-37	2	Pin-Cotter	22	104-8300	2	Nut-HF, NI
11	121-6259-0P	1	Engine Pump Mount ASM [primed]	23	3241-6	2	Screw-SQH
12	114-8417	2	Nut-HF, NI	24	3254-20	1	Washer-Lock, Int
				25	3256-26	1	Washer-Flat



## Engine and Exhaust Assembly

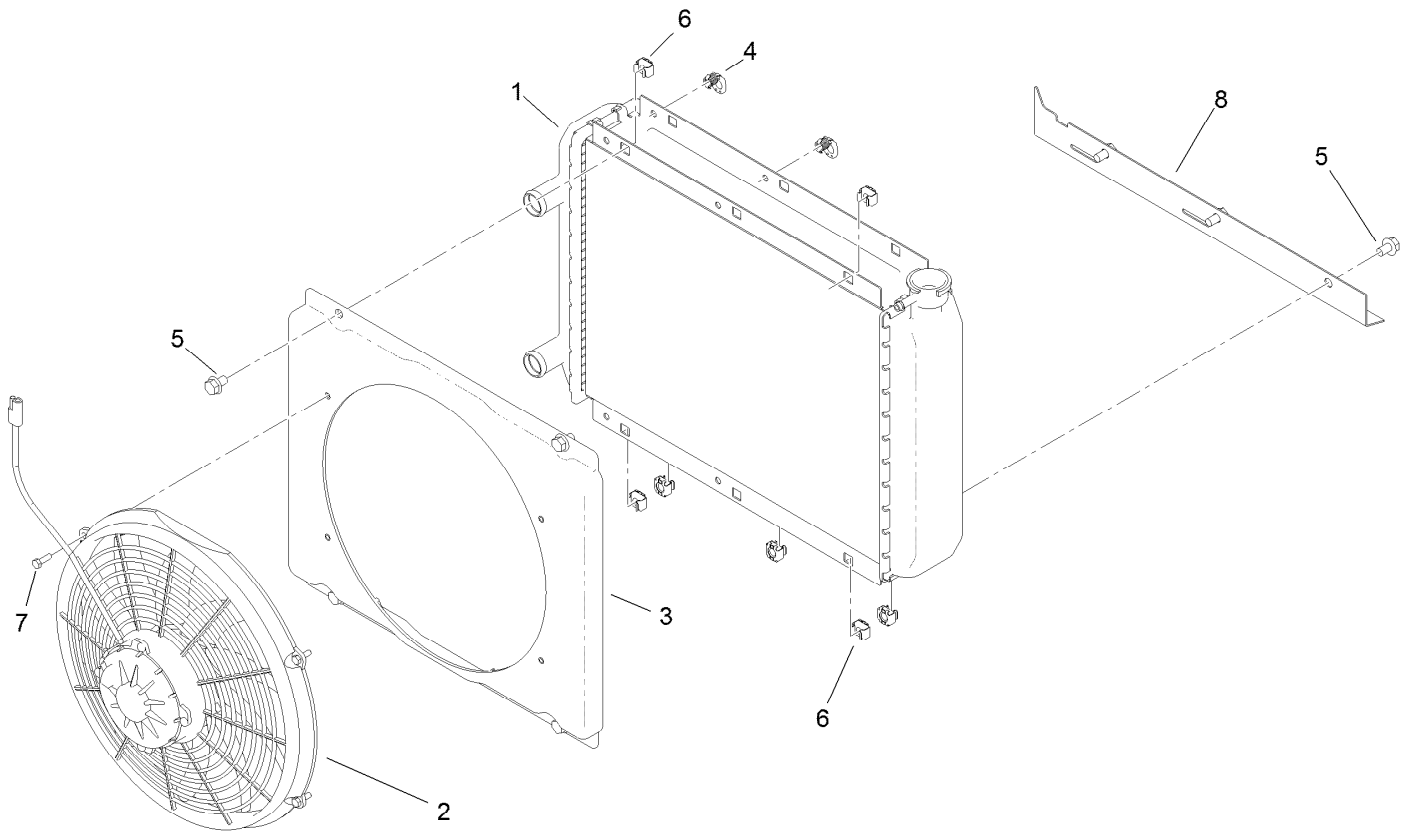
Ref.	Part Number	Qty.	Description	Ref.	Part Number	Qty.	Description
1	120-4880	1	Engine ASM	25	121-3511	1	Sensor-O2 F/W
2	105-4209	1	Gasket-Muffler	26	120-5006	1	Holder-Bearing, Pilot
4	42-7160	3	Pin	27	115-6870	1	Bearing-Ball, Sealed
5	3290-379	2	Tie-Cable	28	33103-020	3	Screw-HHF
6	99-3441	1	Harness-Wire, Fusible Link	29	121-6305	1	Shield-Exhaust
7	125-9118	1	Converter-Catalytic (F/W Engine)	30	3234-30	1	Screw-HHF
8	121-6291	1	Pipe-Exhaust	31	110-3510	1	Nut-Retainer
9	3234-17	2	Screw-HHF	32	121-6307	1	Shield-Heat, Lower
10	32128-20	4	Nut-HF	33	121-6308	1	Shield-Heat, Upper
11	87-4690	1	Cover-Clutch	34	121-6302	1	Shield-Heat, Muffler
12	87-4700	1	Disc-Clutch	35	49-2040	4	Screw-HWHTF
13	3253-4	6	Washer-Lock	36	33103-012	4	Screw-HHF
14	33114-016	6	Screw-HH	37	121-6289	4	Stud-Exhaust
15	133-0613	1	Muffler	38	110-8815	1	Nut-Hex
16	105-9472	1	Plate-Mount, Muffler	39	3256-2	1	Washer-Flat
17	3230-2	2	Bolt-CARR	40	121-6322	8	Nut-HF, Serrated
19	98-7977	1	Screw-HHF	41	121-6324	4	Screw-HHF
20	115-1448	1	Fitting-Straight	42	121-6328	1	Mount-Muffler, Heat Shield
21	33013-00	1	Nut-Hex	43	121-6329	1	Mount-Muffler, Heat Shield
23	120-5075	1	Sender-Temperature	44	107069	3	Clip
				45	3234-13	3	Screw-HHF



## Cooling System Assembly

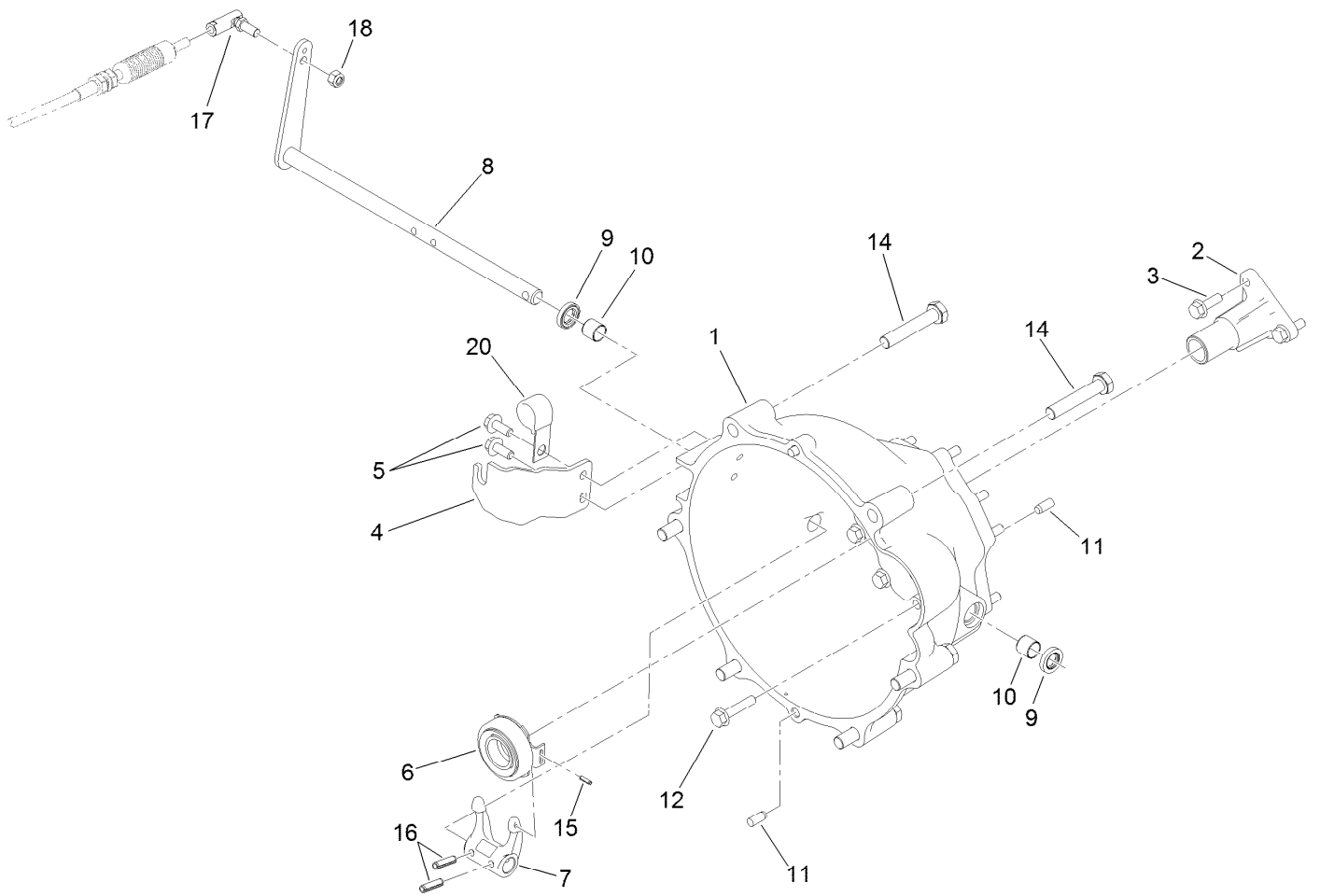
<i>Ref.</i>	<i>Part Number</i>	<i>Qty.</i>	<i>Description</i>	<i>Ref.</i>	<i>Part Number</i>	<i>Qty.</i>	<i>Description</i>
1	115-2434	1	Mount-Radiator	19	120-4905	1	Hose-Coolant, Lower
2		1	Radiator ASM ●	20	120-4851	1	Tee
3	3234-11	1	Screw-HHF	21	120-4906-0P	1	Plate-Mount, Tank
4	104-8301	4	Nut-HF, NI	22	120-4856	1	Tank-Surge
5	107069	2	Clip	23	46-8091	2	Screw-HWH
6	3256-3	2	Washer-Flat	24	120-4866	1	Cap-System, Cooling
7	3234-4	4	Screw-HHF	25	106-6755	1	Decal-Cap, Radiator
8	32128-33	2	Nut-HF	26	120-4867	1	Cap-Coolant, Threaded (15 PSI)
9	115-2428-03	1	Screen-Radiator	27	120-5019	1	Hose-Coolant
10	74-5950	4	Latch-Swell	28	120-5020	1	Hose-Coolant
11	119-9487	1	Hose-Coolant, Lower	29	120-5021	1	Hose-Coolant
12	119-9486	1	Hose-Coolant, Upper	30	121-6286	1	Decal-Fill, Radiator
13	2412-34	6	Clamp-Hose	31	121-6287	1	Decal-Tank, Overflow
14	2412-74	1	R-Clamp	36	136-6288	1	Cover-Cap, Radiator
15	3290-379	4	Tie-Cable	37	63-8590	2	Screw
16	92-2379	6	Clamp-Hose				

● Not serviced separately



## Radiator Assembly

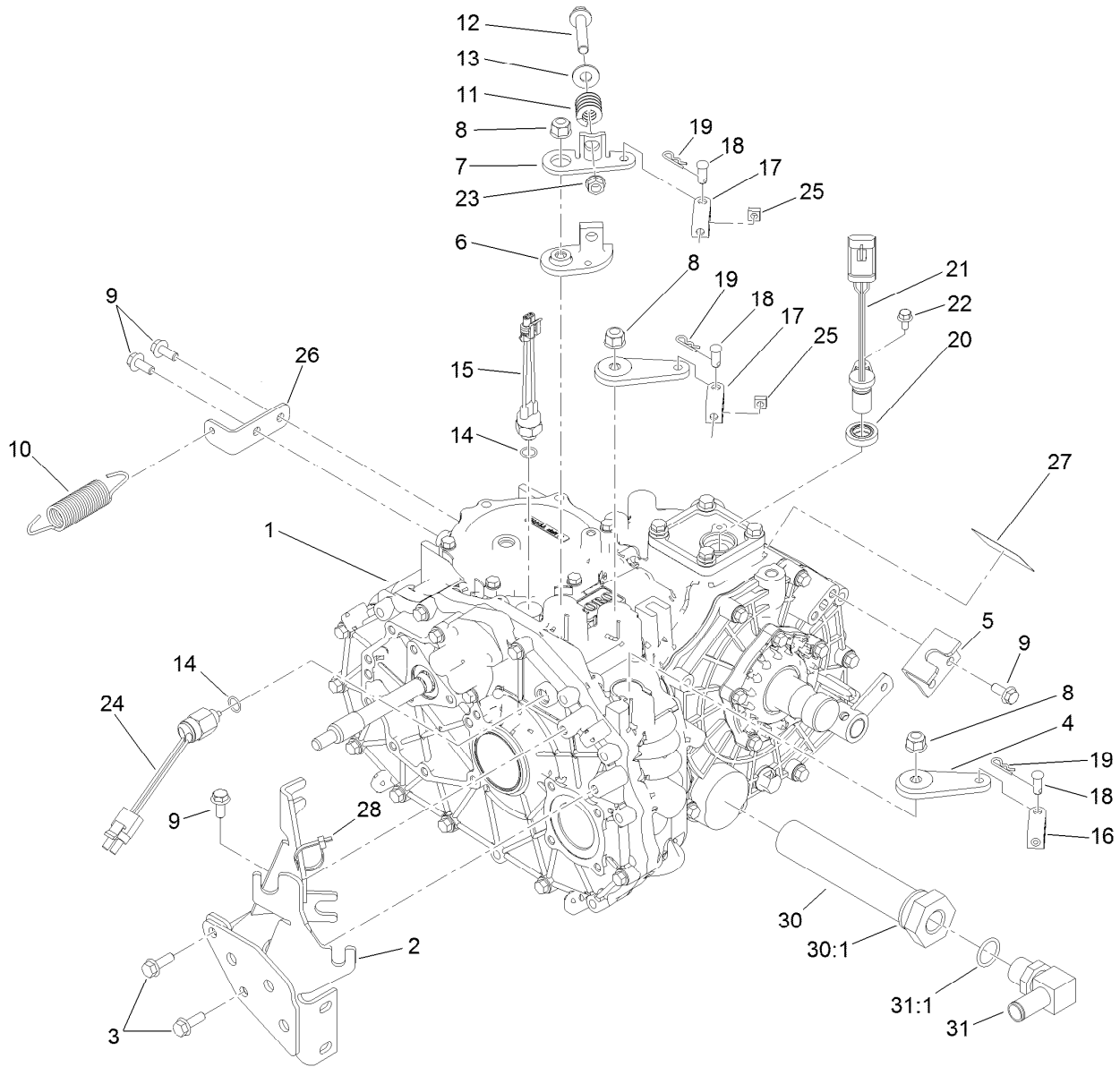
<i>Ref.</i>	<i>Part Number</i>	<i>Qty.</i>	<i>Description</i>
1	114-8384	1	Radiator
2	114-8385	1	Fan-Electric
3	114-8386	1	Shroud
4	114-8387	2	Latch-Spring
5	3234-30	7	Screw-HHF
6	703856	7	Nut-Sq, Caged
7	60-6910	4	Screw-HH
8	115-7765	1	Plate-Mount, Lower



## Clutch Linkage Assembly

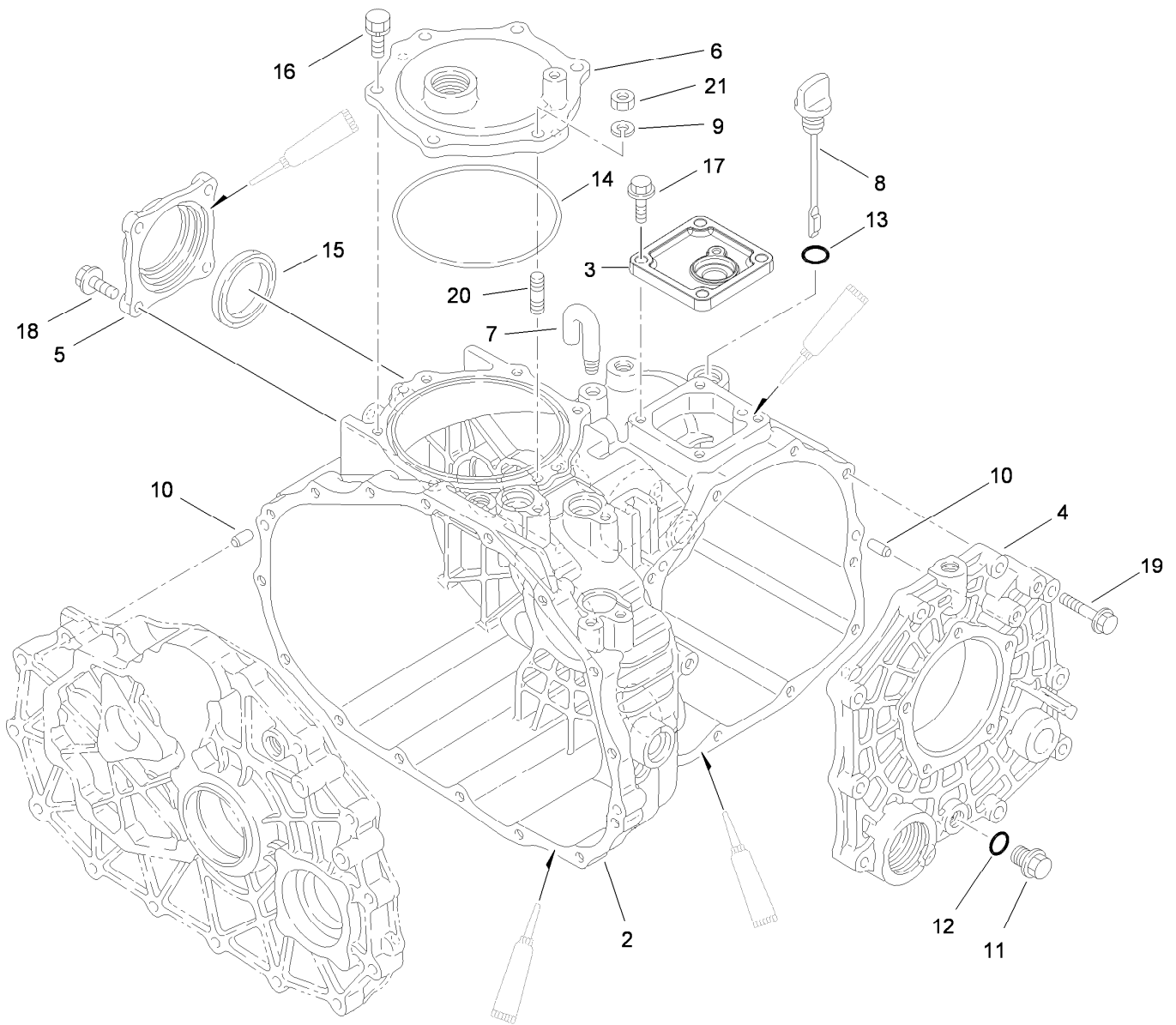
<i>Ref.</i>	<i>Part Number</i>	<i>Qty.</i>	<i>Description</i>	<i>Ref.</i>	<i>Part Number</i>	<i>Qty.</i>	<i>Description</i>
1	119-9498	1	Bell Housing	10	87-3770	2	Bushing-Housing, Bell
2	120-4886	1	Guide-Release	11	87-1910	4	Pin-Dowel
3	33104-025	3	Screw-HHF	12	33104-040	9	Screw-HHF
4	115-2313	1	Bracket-Cable, Clutch	14	107-7983	6	Screw-HH
5	98-7977	2	Screw-HHF	15	32121-7	1	Pin-Roll, Slotted
6	110-2538	1	Bearing-Release, Clutch	16	32121-24	2	Pin-Spring
7	87-5300	1	Fork-Clutch	17	2411-33	1	Balljoint-RH (W/Grommet)
8	115-2311	1	Lever-Clutch	18	3296-4	1	Nut-Lock
9	87-1920	2	Seal-Oil	20	120-5018	1	Clip-Open J, Coated





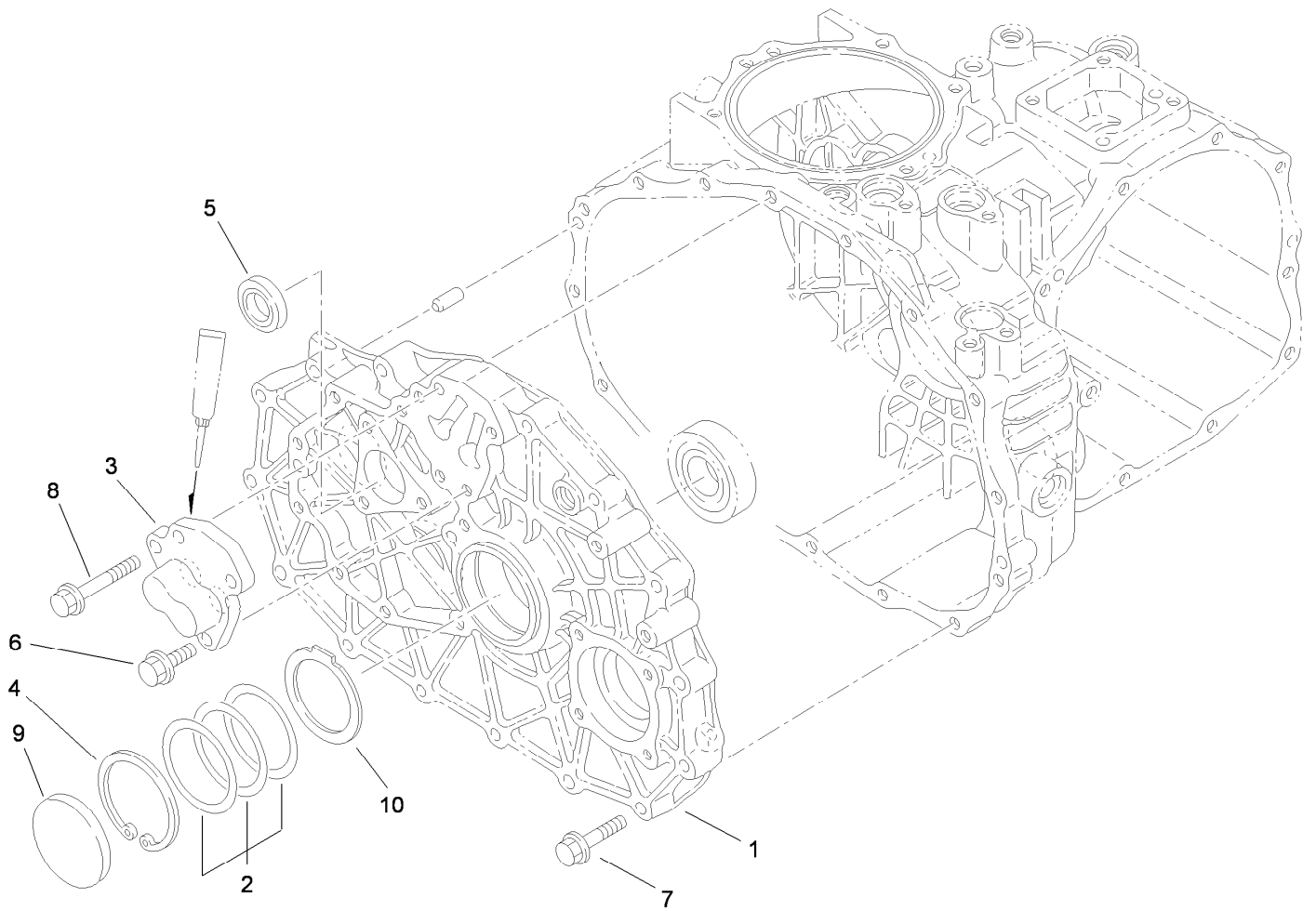
## Transaxle Assembly

Ref.	Part Number	Qty.	Description	Ref.	Part Number	Qty.	Description
1	115-7783	1	2 Wheel Drive Transaxle ASM	17	87-2310	2	Clevis-Cable
2	105-4207-0P	1	Cable Mount ASM,Welded	18	283-62	3	Pin-Clevis
3	33104-025	2	Screw-HHF	19	3290-307	3	Pin-Cotter
4	132-6764	2	Lever-Shift	20	92-3735	1	Seal-Sensor, Oil
5	87-4470	1	Bracket-Lock, Differential	21	120-4800	1	Sensor-Gear tooth
6	87-7970	1	Arm-Shift	22	33103-012	1	Screw-HHF
7	87-8250	1	Plate-Arm, Shift	23	3290-357	1	Nut-HHF, Whiz
8	103-9511	3	Nut-Lock, NI	24	87-6710	1	Switch-Transmission
9	98-7977	5	Screw-HHF	25	140-4804	2	Nut-Square
10	68-9950	1	Spring-Traction	26	131-3488	1	Bracket-Spring, Clutch
11	87-6910	1	Spring-Compression	27	115-7741	1	Decal-Oil, Transmission
12	66-9302	1	Screw-HHF, Whiz	28	3290-379	1	Tie-Cable
13	3256-4	1	Washer-Flat	30	87-3990	1	Strainer-Transaxle
14	237-30	2	O-Ring	30:1	237-101	1	O-Ring
15	72-4310	1	Switch-Ball	31	353-987	1	Fitting-Elbow, 90
16	87-7160	1	Clevis-Cable	31:1	237-81	1	O-Ring



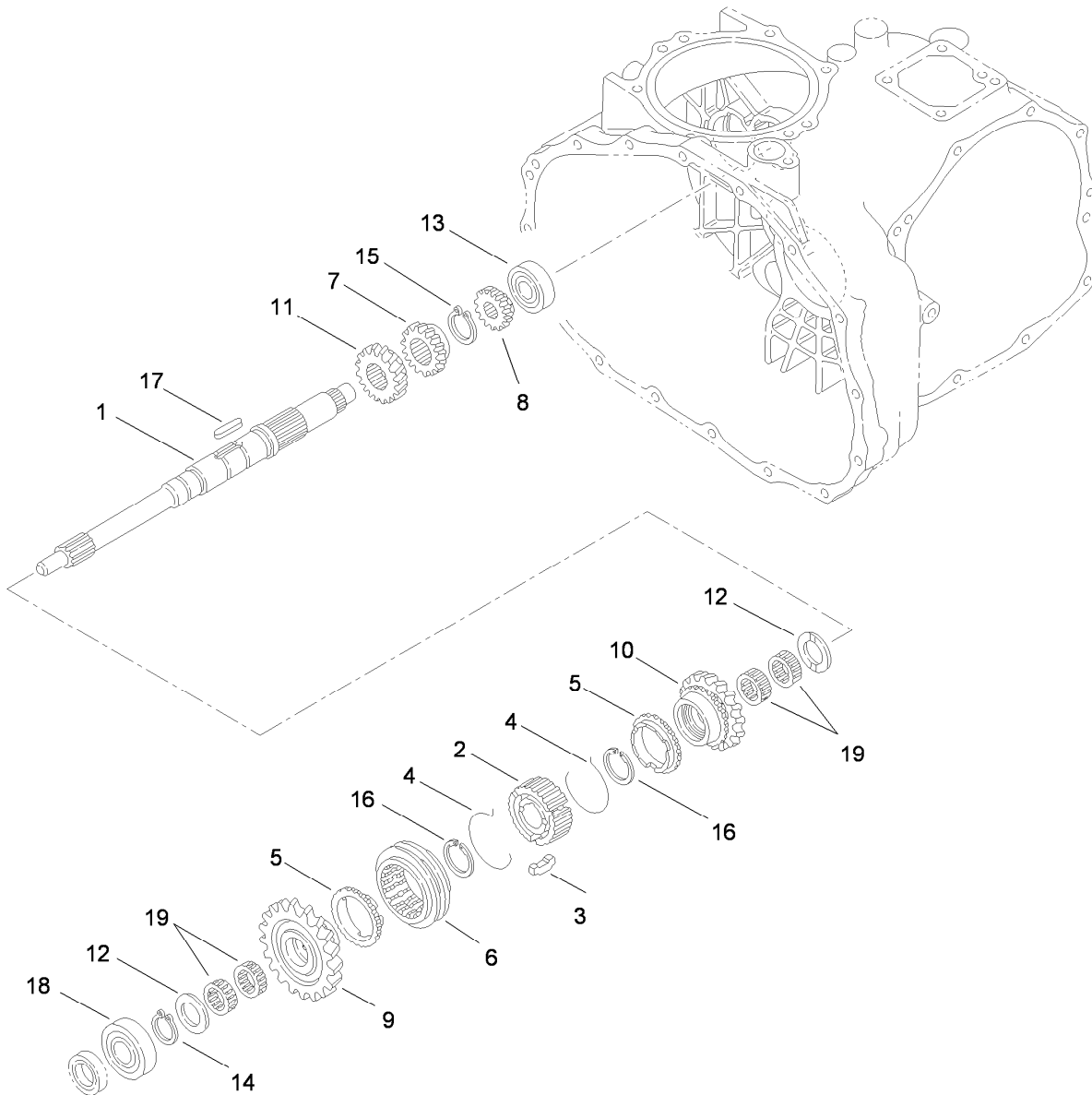
## Case Assembly Transaxle Assembly No. 115-7783

<i>Ref.</i>	<i>Part Number</i>	<i>Qty.</i>	<i>Description</i>	<i>Ref.</i>	<i>Part Number</i>	<i>Qty.</i>	<i>Description</i>
2	92-0651	1	Case-Transmission	12	92-0787	1	O-Ring
3	92-0810	1	Cover-Upper, Sensor	13	92-0788	1	O-Ring
4	92-0653	1	Cover-Side	14	92-0790	1	O-Ring
5	92-0655	1	Cover-Seal, Axle	15	92-0793	1	Seal-Oil
6	92-0656	1	Cover-Upper, PTO	16	92-0796	5	Bolt
7	92-0743	1	Breather-Air	17	33104-025	4	Screw-HHF
8	92-0662	1	Cap-Oil	18	33104-025	4	Screw-HHF
9	92-0762	1	Washer-Spring	19	33104-040	10	Screw-HHF
10	92-0765	4	Pin-Parallel	20	92-0805	1	Bolt 8X20
11	92-0773	1	Plug-Drain	21	68-9400	1	Nut-Flange



## Center Plate Assembly Transaxle Assembly No. 115-7783

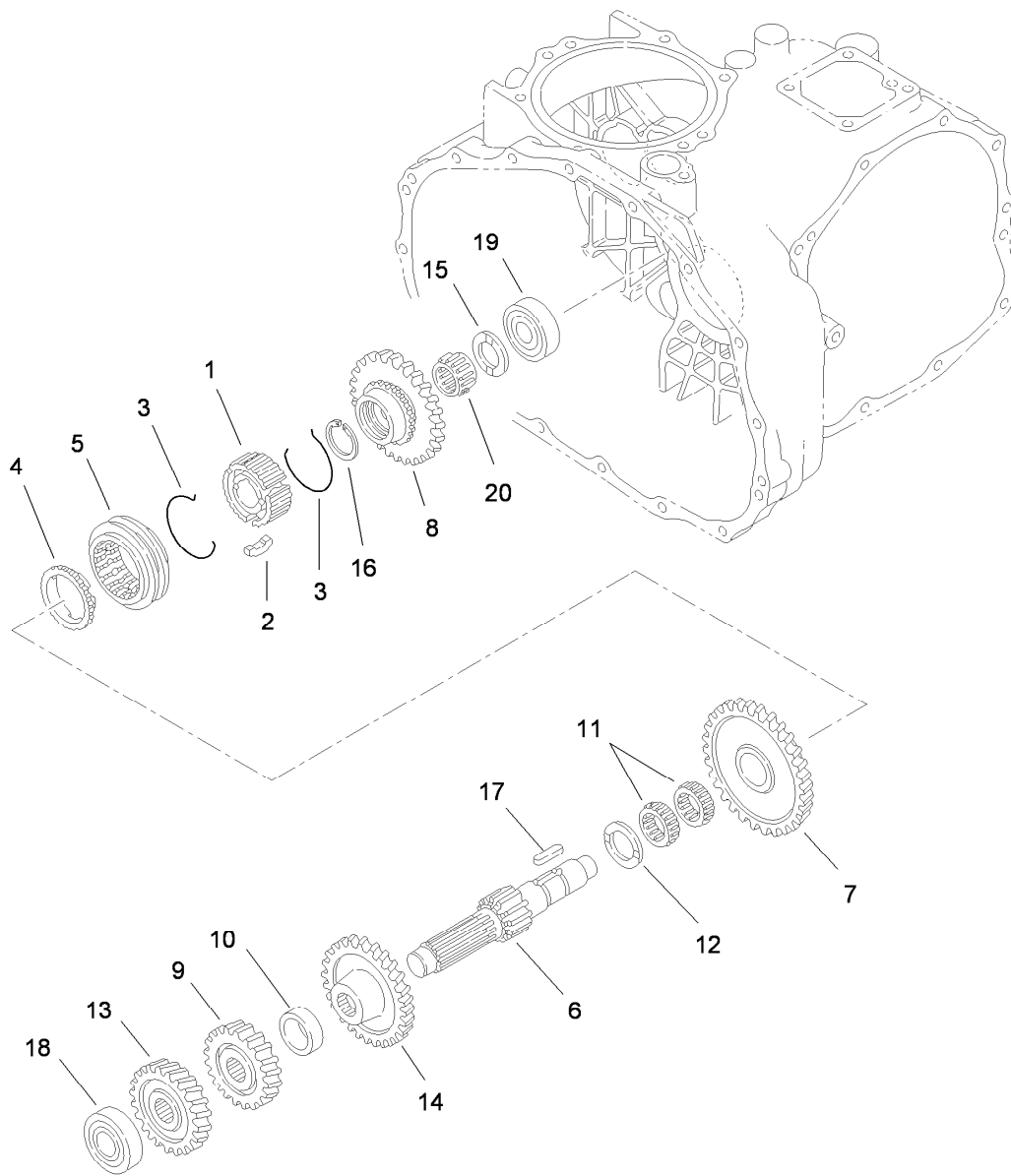
<i>Ref.</i>	<i>Part Number</i>	<i>Qty.</i>	<i>Description</i>
1	100-4461	1	Plate-Center
2	100-4460	1	Shim-Set
3	92-0706	1	Shaft-Fork
4	92-0759	1	Ring-Snap
5	92-0791	1	Seal-Oil
6	33104-025	3	Screw-HHF
7	33104-040	15	Screw-HHF
8	33104-050	1	Screw-HHF
9	92-0807	1	Cap-Sealing
10	100-4465	1	Shim (W/Tab)



## Main Shaft Assembly Transaxle Assembly No. 115-7783

<i>Ref.</i>	<i>Part Number</i>	<i>Qty.</i>	<i>Description</i>
1	92-0663	1	Shaft-Main
2	92-0664	1	Hub-Synchro
3	92-0665	3	Key-Synchro
4	92-0666	2	Spring-Synchro
5	92-0667	2	Ring-Synchro
6	92-0668	1	Shifter-Synchro
7	92-0672	1	Gear-Main, 18 Tooth
8	92-0673	1	Gear-Main, 14 Tooth
9	110-2521	1	Gear-Main, 27 Tooth
10	110-2522	1	Gear- Main, 24 Tooth

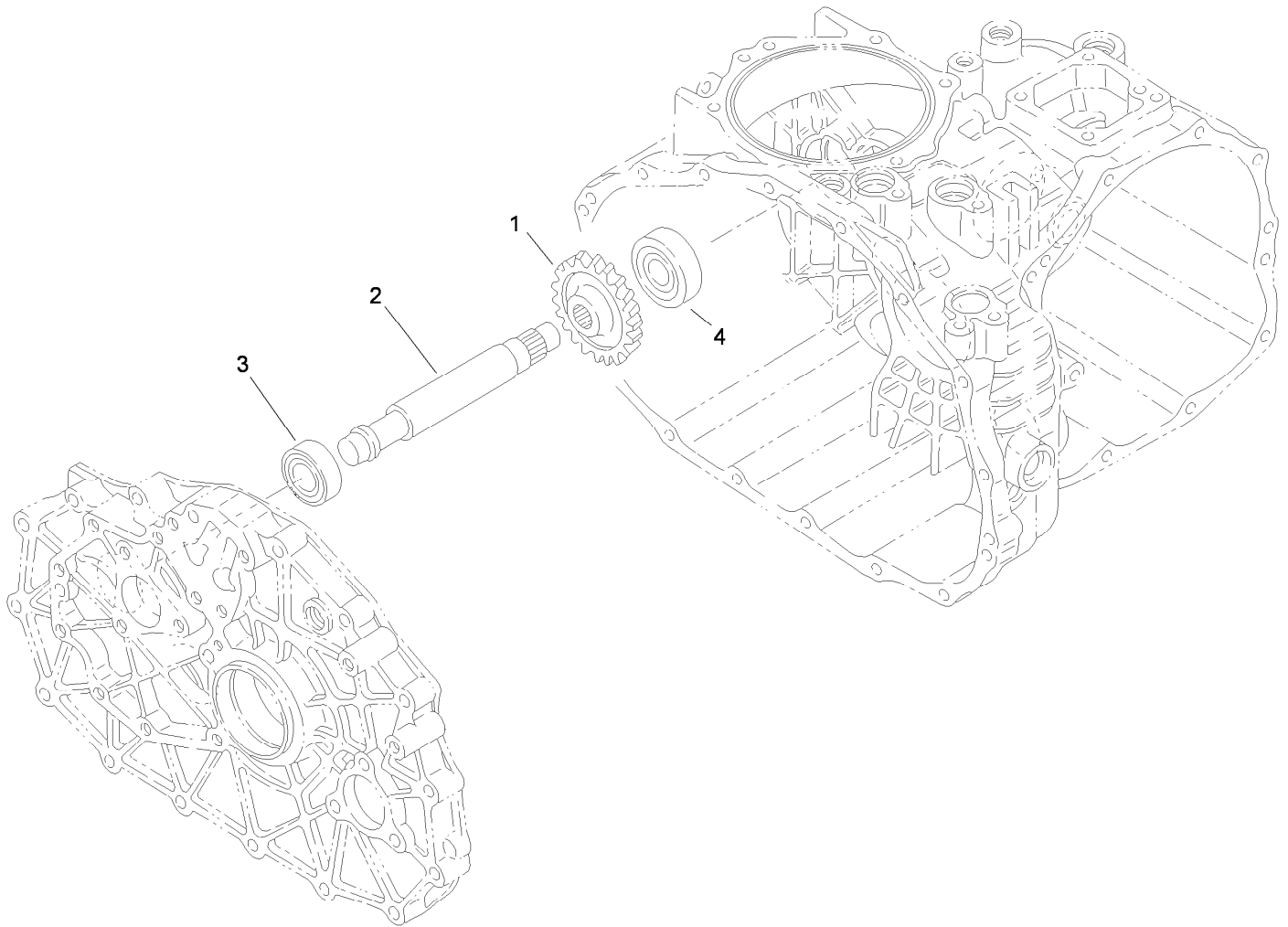
<i>Ref.</i>	<i>Part Number</i>	<i>Qty.</i>	<i>Description</i>
11	92-0687	1	Gear-Main, 16 Tooth
12	92-0740	2	Washer-Thrust
13	92-0650	1	Bearing
14	92-0753	1	Ring-Snap
15	92-0754	1	Ring-Snap
16	92-0763	2	Ring-Snap
17	92-0772	1	Key
18	251-8	1	Bearing-Ball
19	92-0781	4	Bearing-Needle



## Reduction Shaft Assembly Transaxle Assembly No. 115-7783

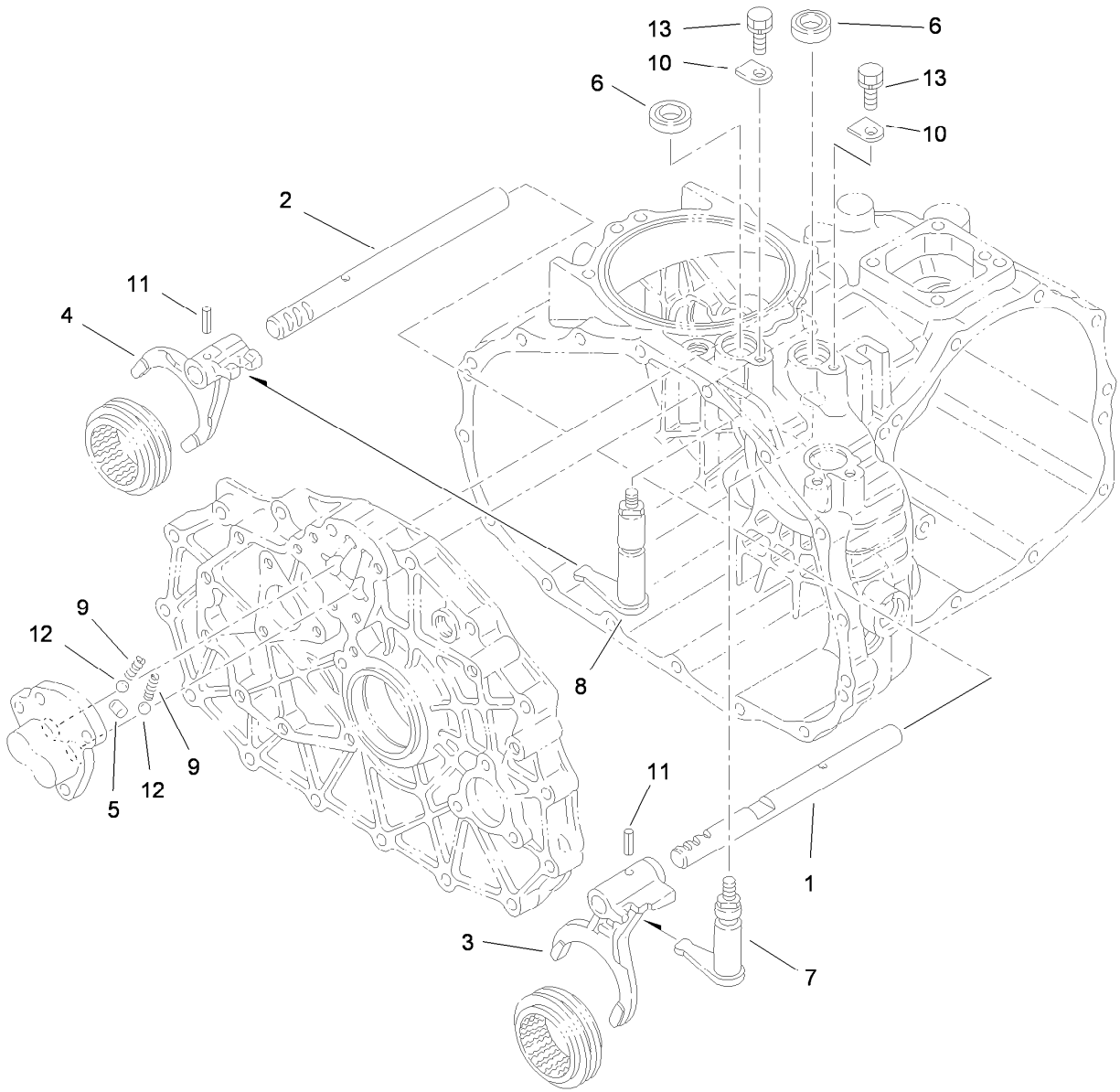
<i>Ref.</i>	<i>Part Number</i>	<i>Qty.</i>	<i>Description</i>
1	92-0664	1	Hub-Synchro
2	92-0665	3	Key-Synchro
3	92-0666	2	Spring-Synchro
4	92-0667	1	Ring-Synchro
5	92-0668	1	Shifter-Synchro
6	92-0674	1	Shaft-Reduction
7	110-2524	1	Gear- Reduction, 49 Tooth
8	92-0819	1	Gear-Reduction, 40 Tooth
9	92-0679	1	Gear-Reduction, H23 Tooth
10	92-0680	1	Collar

<i>Ref.</i>	<i>Part Number</i>	<i>Qty.</i>	<i>Description</i>
11	92-0681	2	Bearing-Needle
12	92-0682	1	Washer-Thrust
13	92-0822	1	Gear-Reduction, 28 Tooth
14	92-0823	1	Gear-Reduction, 43 Tooth
15	92-0740	1	Washer-Thrust
16	92-0763	1	Ring-Snap
17	92-0772	1	Key
18	105-7985	1	Bearing
19	92-0778	1	Bearing
20	92-0782	1	Bearing-Needle



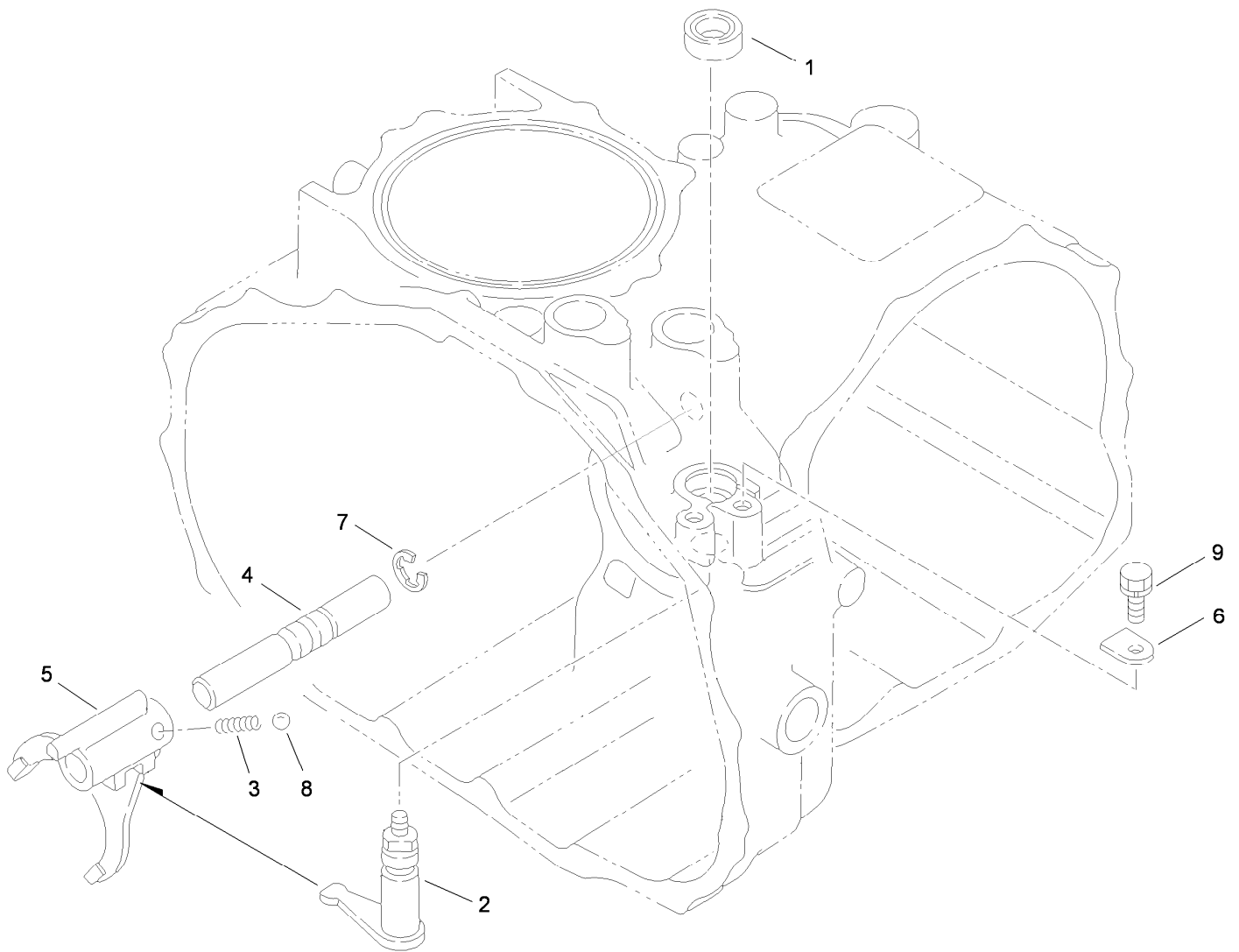
## Reverse Shaft Assembly Transaxle Assembly No. 115-7783

<i>Ref.</i>	<i>Part Number</i>	<i>Qty.</i>	<i>Description</i>
1	92-0684	1	Gear-Reverse, 33 Tooth
2	92-0824	1	Shaft-Idler, Reverse
3	251-346	1	Bearing-Ball
4	92-0778	1	Bearing



## Main Shift Assembly Transaxle Assembly No. 115-7783

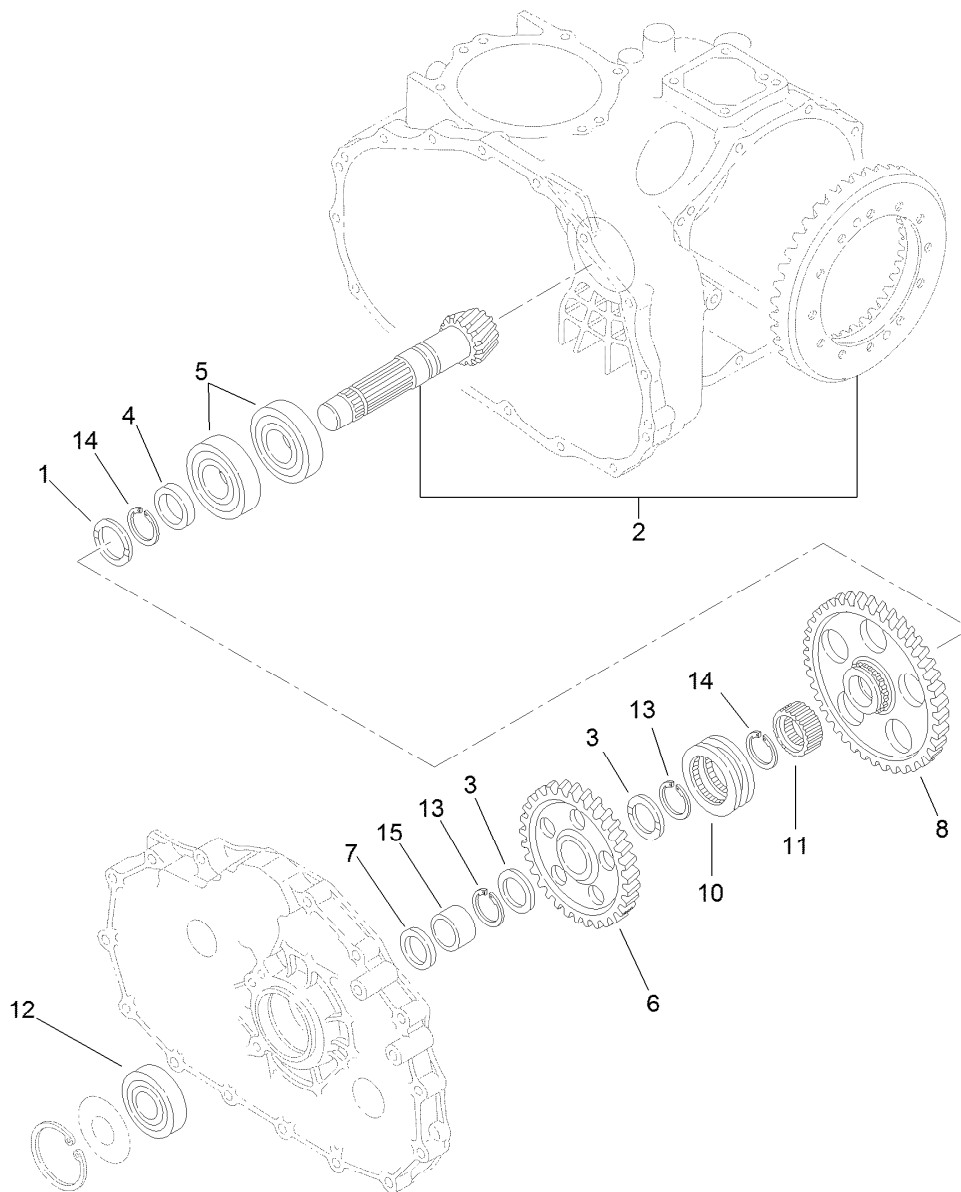
<i>Ref.</i>	<i>Part Number</i>	<i>Qty.</i>	<i>Description</i>
1	92-0698	1	Shaft-Fork
2	92-0699	1	Shaft-Fork
3	92-0700	1	Fork-Shift
4	92-0701	1	Fork-Shift
5	92-0705	1	Lock-Spindle
6	92-0729	2	Seal-Oil
7	92-0816	1	Arm-Shift
8	92-0817	1	Arm-Shift
9	92-0731	2	Spring
10	92-0732	2	Plate-Keeper
11	92-0769	2	Pin-Roll
12	92-0785	2	Ball-Steel
13	33104-016	2	Screw-HHF



## Hi-Lo Shift Assembly Transaxle Assembly No. 115-7783

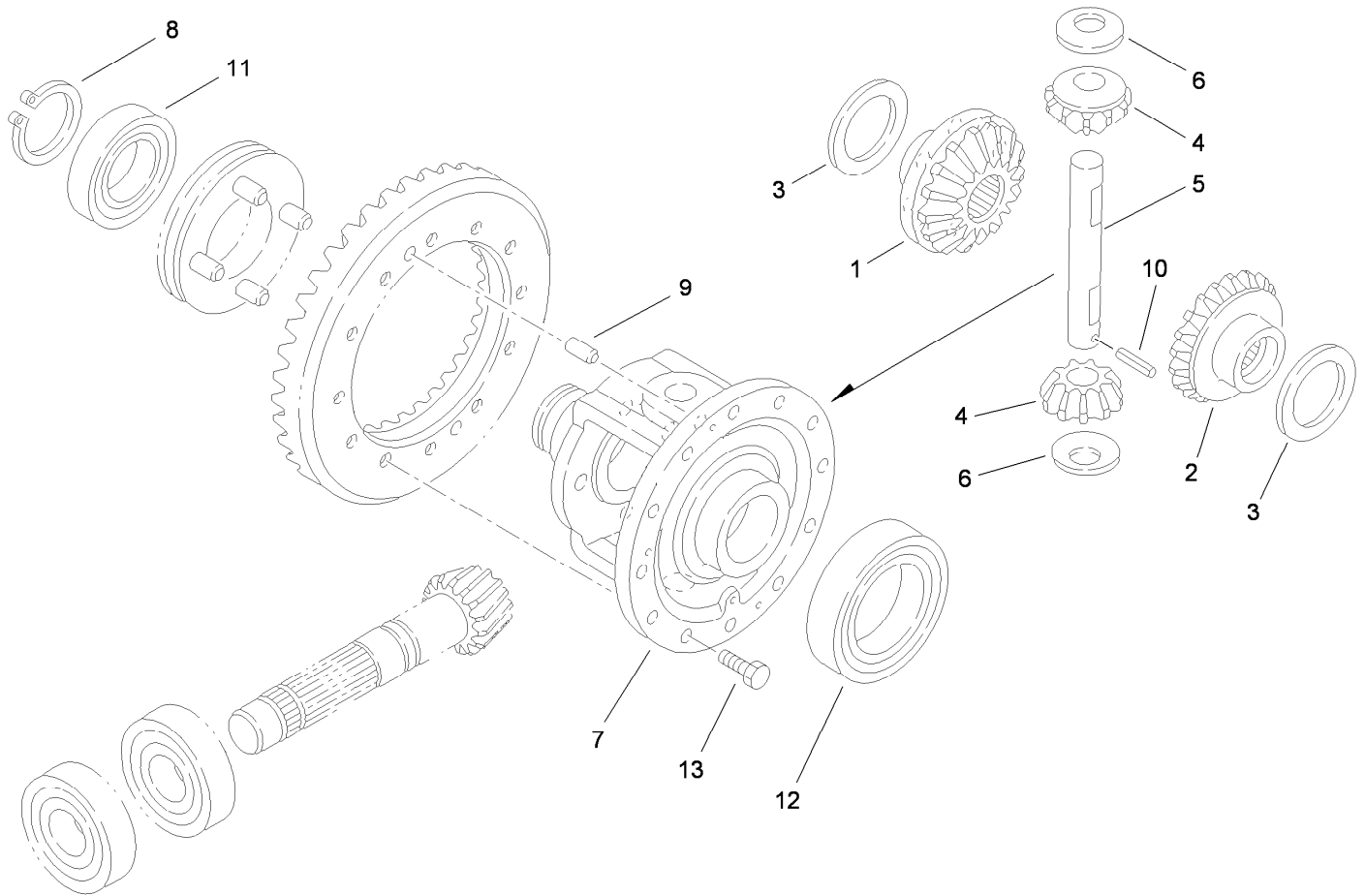
<i>Ref.</i>	<i>Part Number</i>	<i>Qty.</i>	<i>Description</i>
1	92-0729	1	Seal-Oil
2	92-0818	1	Arm-Shift
3	92-0731	1	Spring
4	92-0708	1	Shaft-Fork
5	92-0709	1	Fork-Shift
6	92-0732	1	Plate-Keeper
7	92-0761	1	Ring-E
8	92-0785	1	Ball-Steel
9	33104-016	1	Screw-HHF





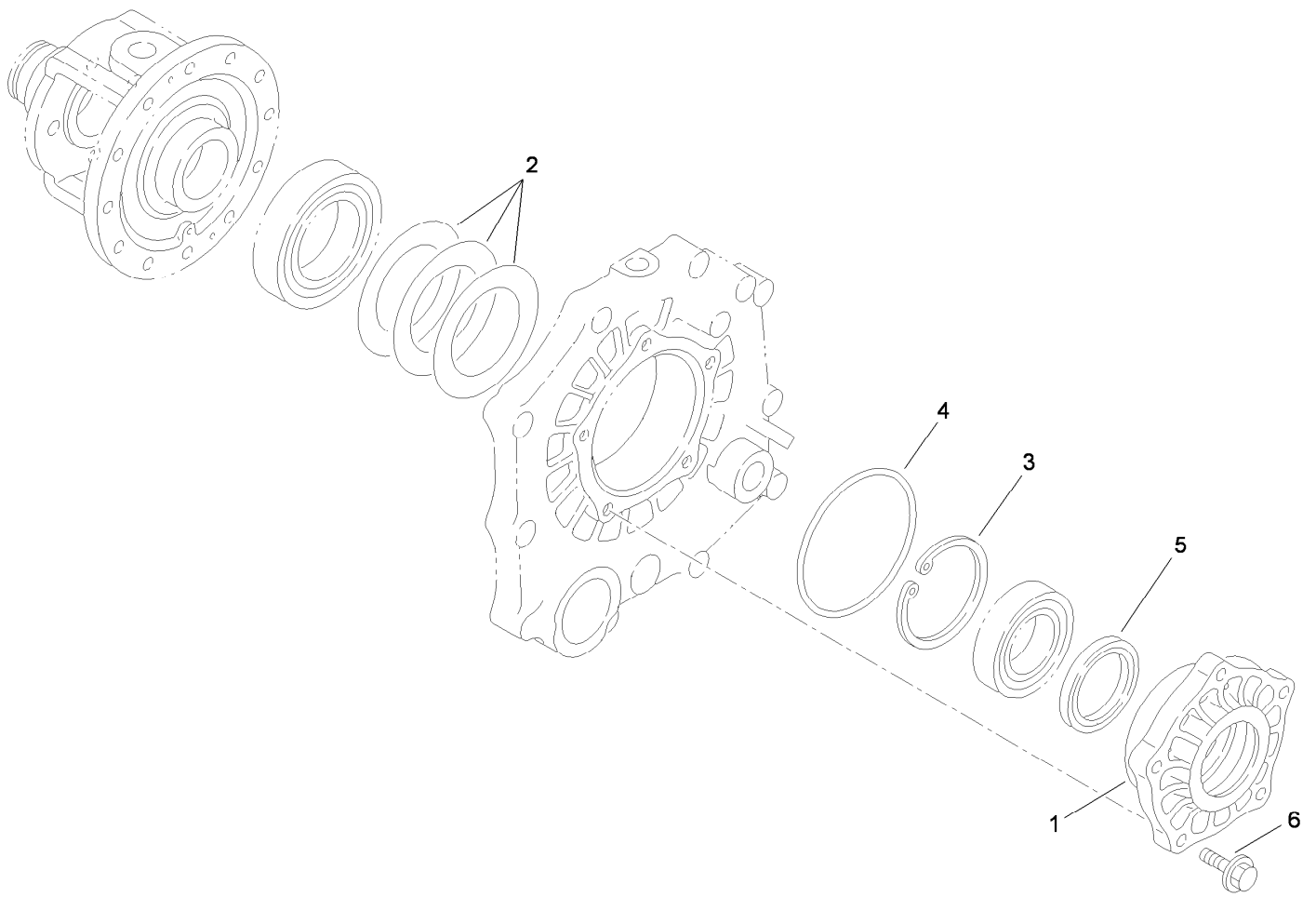
## Countershaft Assembly Transaxle Assembly No. 115-7783

<i>Ref.</i>	<i>Part Number</i>	<i>Qty.</i>	<i>Description</i>
1	92-0741	1	Washer-Thrust
2	105-7983	1	Countershaft And Ring Gear ASM
3	92-0711	2	Washer-Thrust
4	92-0713	1	Collar
5	92-0714	2	Bearing
6	92-0715	1	Gear-Countershaft
7	92-0716	1	Collar
8	92-0717	1	Gear-Countershaft
10	92-0718	1	Shifter
11	105-7986	1	Collar-Spline
12	92-0712	1	Bearing-Ball
13	105-7987	2	Ring-Snap
14	92-0755	2	Ring-Snap
15	92-0783	1	Race-Inner



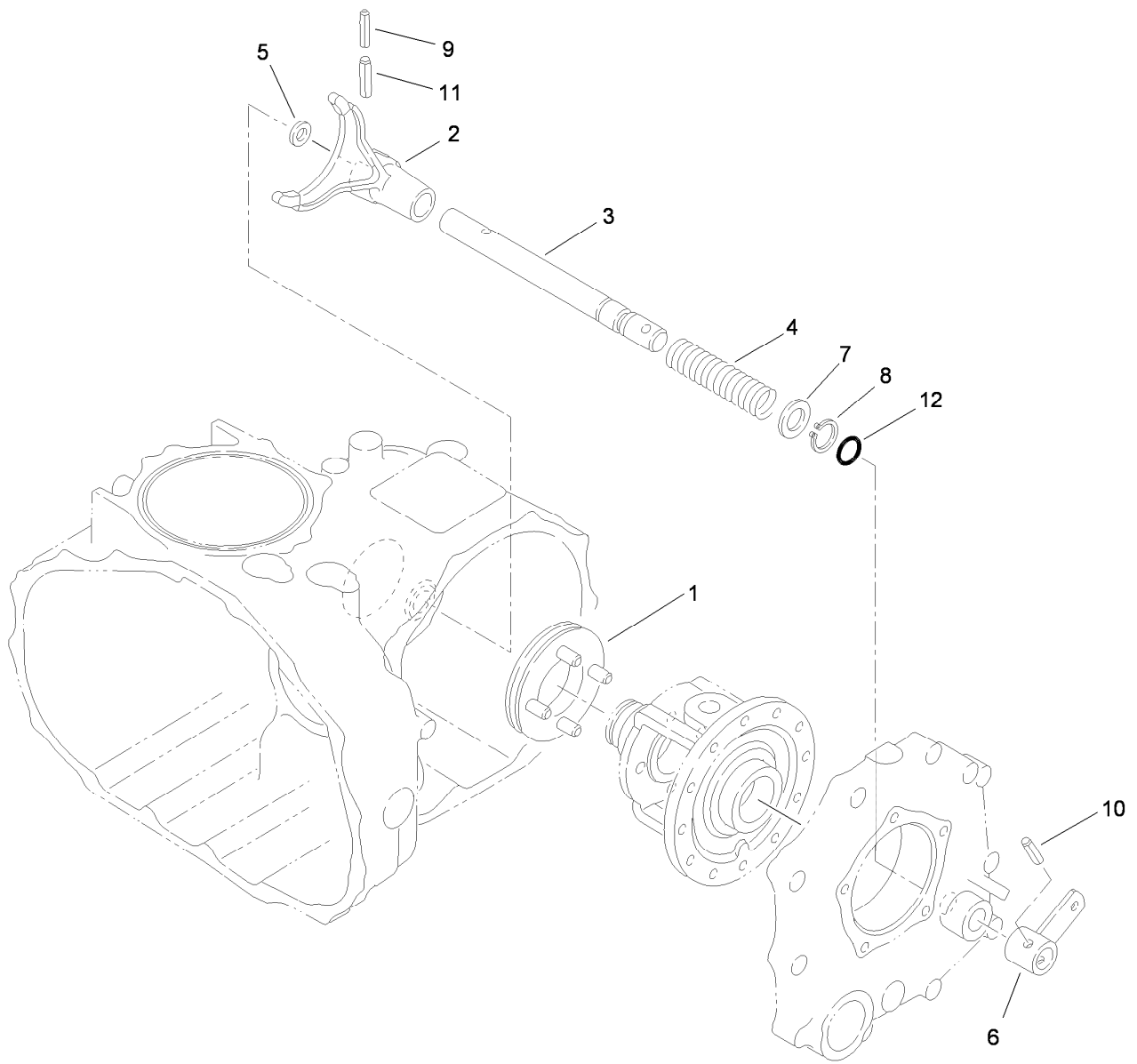
## Differential Gear Assembly Transaxle Assembly No. 115-7783

<i>Ref.</i>	<i>Part Number</i>	<i>Qty.</i>	<i>Description</i>
1	92-0745	1	Gear-Side, LH
2	92-0746	1	Gear-Side, RH
3	92-0747	2	Side-Gear, Left Inner
4	92-0748	2	Pinion-Differential
5	92-0749	1	Shaft-Pinion
6	92-0750	2	Washer
7	92-0720	1	Case-Differential
8	92-0756	1	Ring-Snap
9	92-0765	2	Pin-Parallel
10	92-0768	1	Pin-Roll, Spring
11	92-0775	1	Bearing
12	92-0776	1	Bearing
13	92-0803	12	Bolt



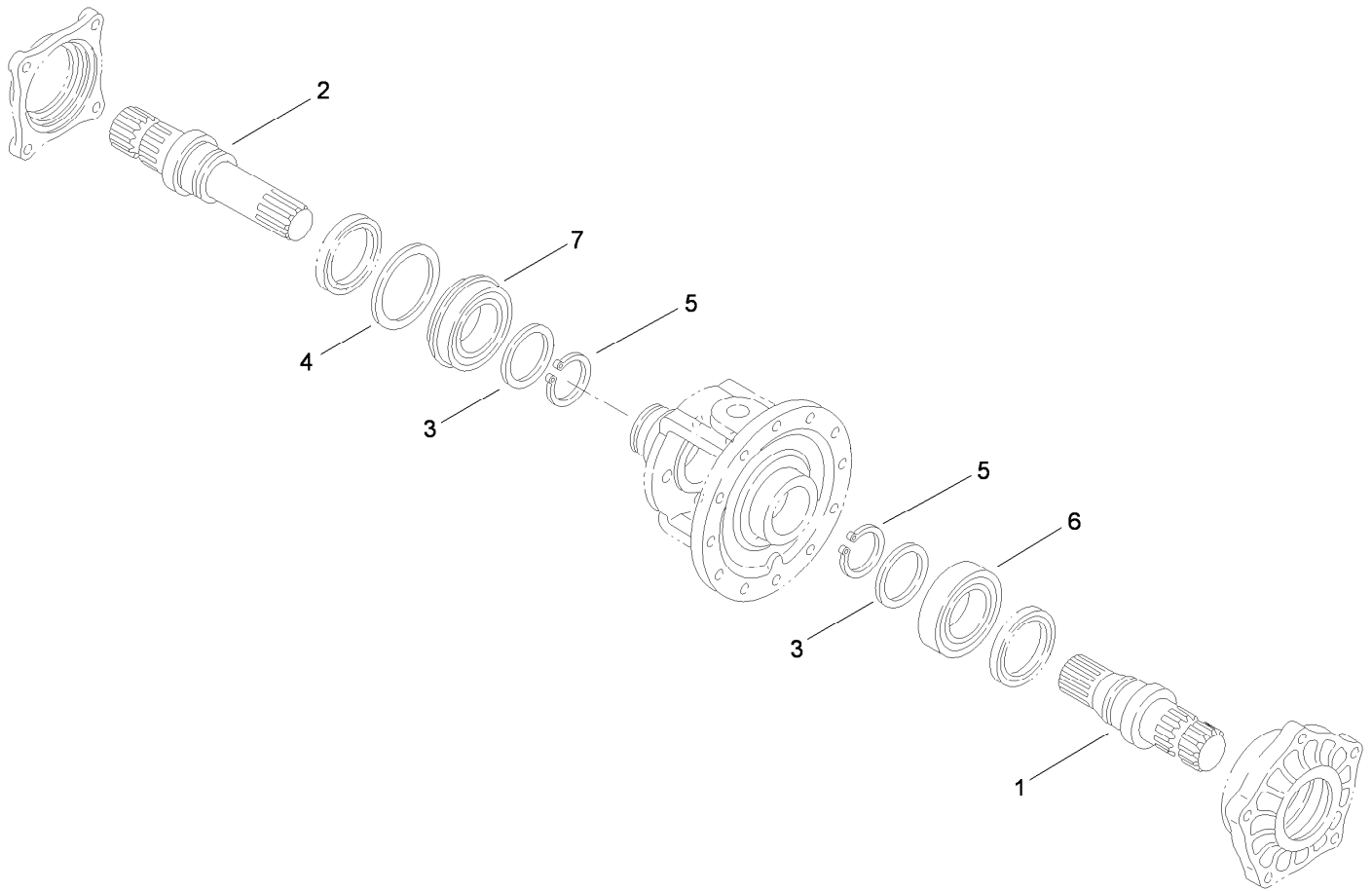
## Differential Carrier Assembly Transaxle Assembly No. 115-7783

<i>Ref.</i>	<i>Part Number</i>	<i>Qty.</i>	<i>Description</i>
1	92-0654	1	Carrier-Differential
2	92-0809	1	Set-Shim
3	92-0760	1	Ring-Snap
4	92-0789	1	O-Ring
5	92-0793	1	Seal-Oil
6	33104-030	5	Screw-HHF



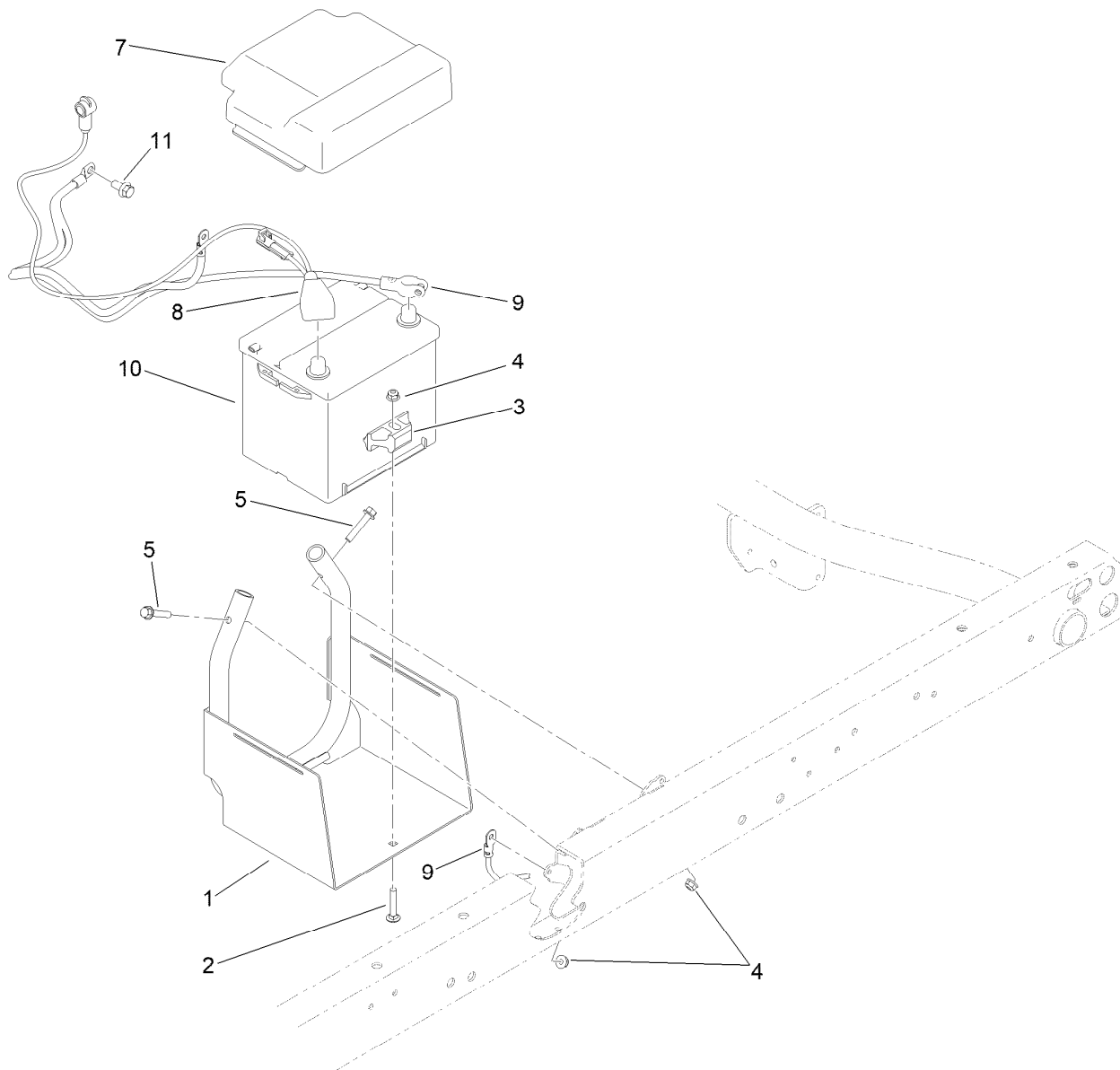
## Differential Lock Assembly Transaxle Assembly No. 115-7783

<i>Ref.</i>	<i>Part Number</i>	<i>Qty.</i>	<i>Description</i>
1	92-0730	1	Slider-Differential, Lock
2	92-0721	1	Fork-Lock, Differential
3	92-0722	1	Shaft-Fork, Lock Differential
4	92-0723	1	Spring-Lock, Differential
5	92-0744	1	Washer
6	92-0724	1	Arm-Lock, Differential
7	92-0733	1	Washer
8	92-0753	1	Ring-Snap
9	92-0768	1	Pin-Roll, Spring
10	92-0770	1	Pin-Roll, Spring
11	92-0771	1	Pin-Roll, Spring
12	92-0787	1	O-Ring



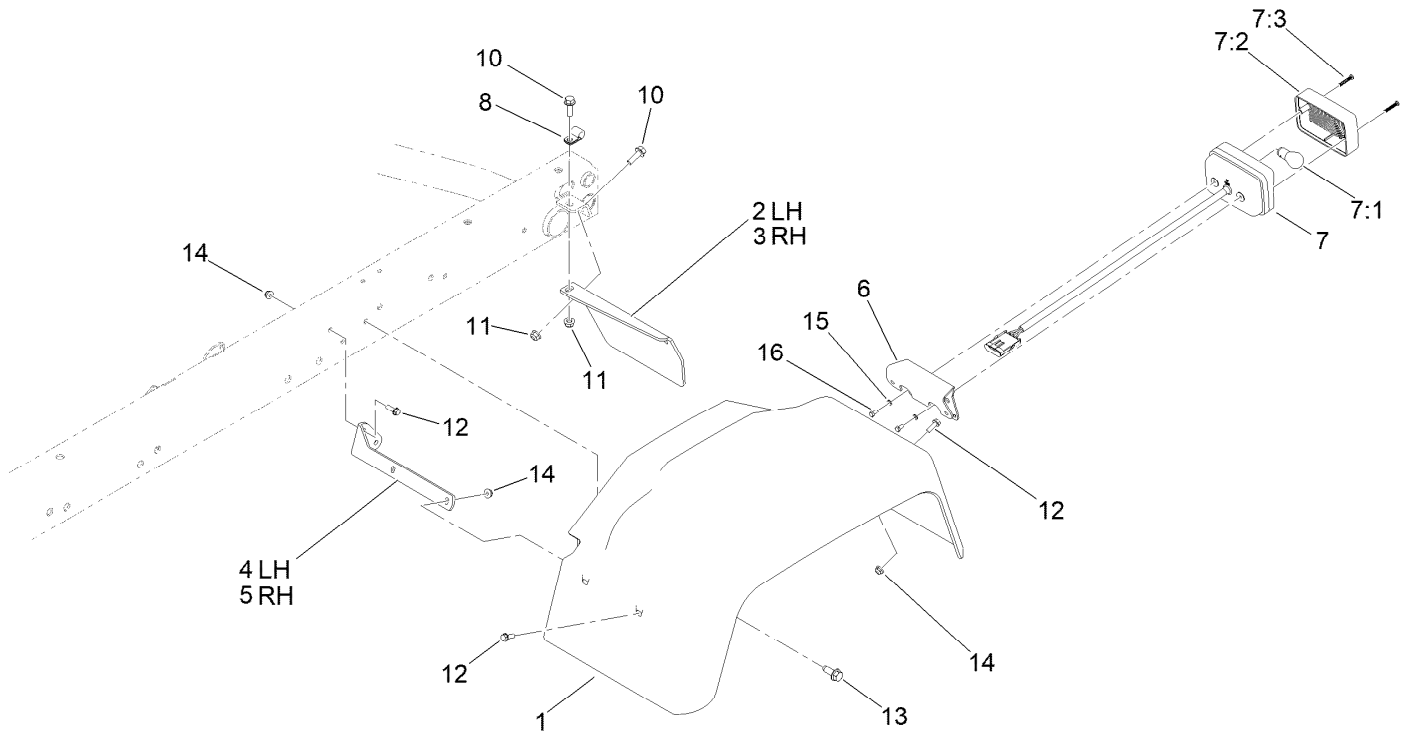
## Axle Shaft Assembly Transaxle Assembly No. 115-7783

<i>Ref.</i>	<i>Part Number</i>	<i>Qty.</i>	<i>Description</i>
1	92-0725	1	Shaft-Axle, Left
2	92-0726	1	Shaft-Axle, Right
3	92-0727	2	Washer
4	92-0728	1	Washer
5	92-0756	2	Ring-Snap
6	92-0775	1	Bearing
7	92-0780	1	Bearing



## Battery Assembly

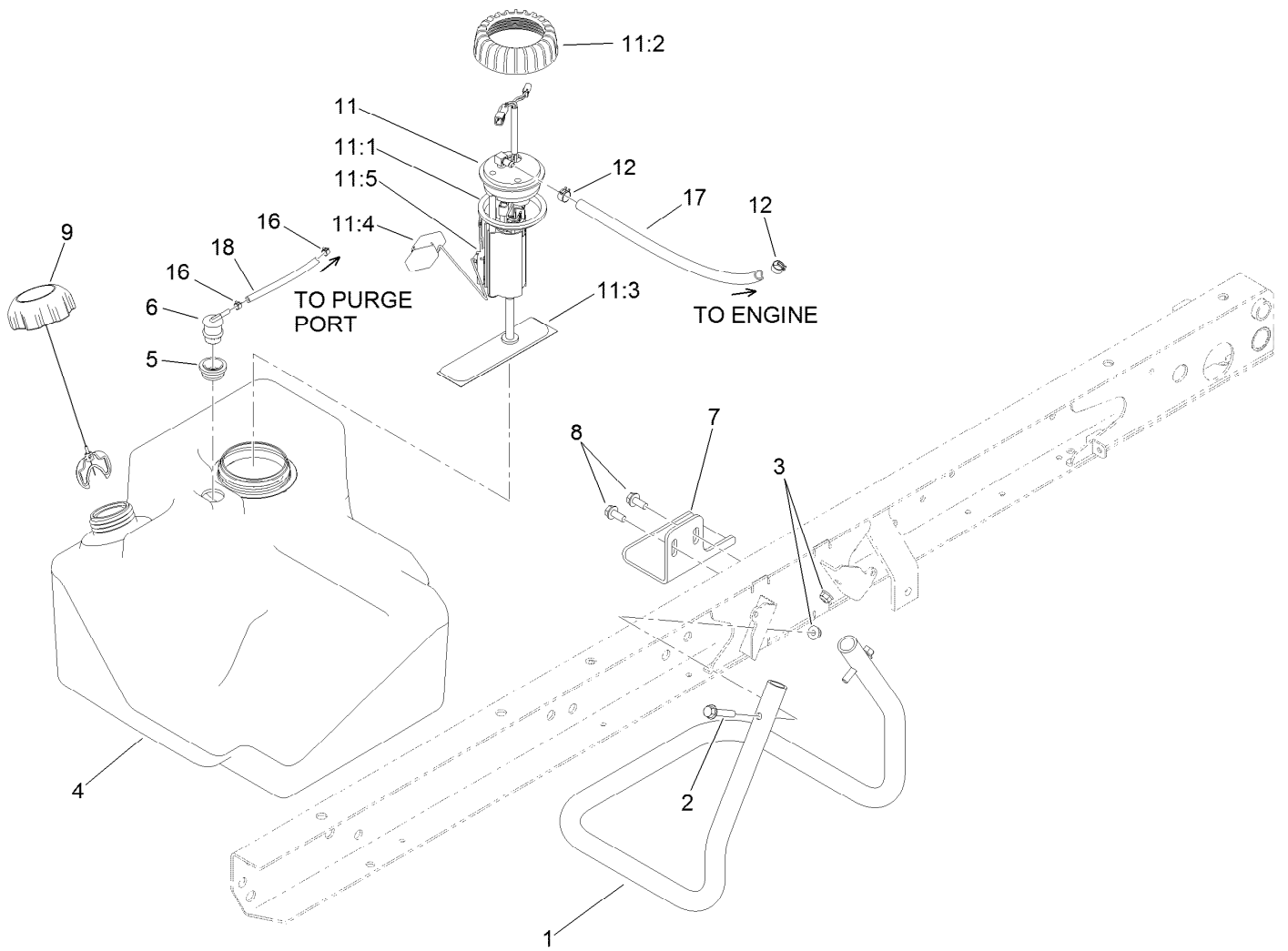
<i>Ref.</i>	<i>Part Number</i>	<i>Qty.</i>	<i>Description</i>
1	115-2237-03	1	Tray-Battery
2	3230-5	1	Bolt-CARR
3	138-6335	1	Retainer-Battery
4	104-8300	3	Nut-HF, NI
5	94-5780	2	Screw-HWH
7	119-9496	1	Cover-Battery
8	122-0281	1	Cable-Battery, Positive
9	122-1024	1	Cable-Battery, Negative
10	106-5187	1	Battery, 525 CCA W/O Electrolyte
11	120-4839	1	Screw-HHF



## Tail Light and Fender Assembly

Ref.	Part Number	Qty.	Description
1	132-6701	2	Fender-Rear
2	93-8943-03	1	Bracket-Fender, Rear (LH)
3	93-8944-03	1	Bracket-Fender, Rear (RH)
4	93-8941-03	1	Bracket-Fender, Front (LH)
5	93-8942-03	1	Bracket-Fender, Front (RH)
6	121-6269-03	2	Bracket-Light, Tail
7	120-4820	2	Light-Tail, Brake
7:1	115-7858	1	Bulb-7528
7:2	121-6271	1	Lens-Light, Tail

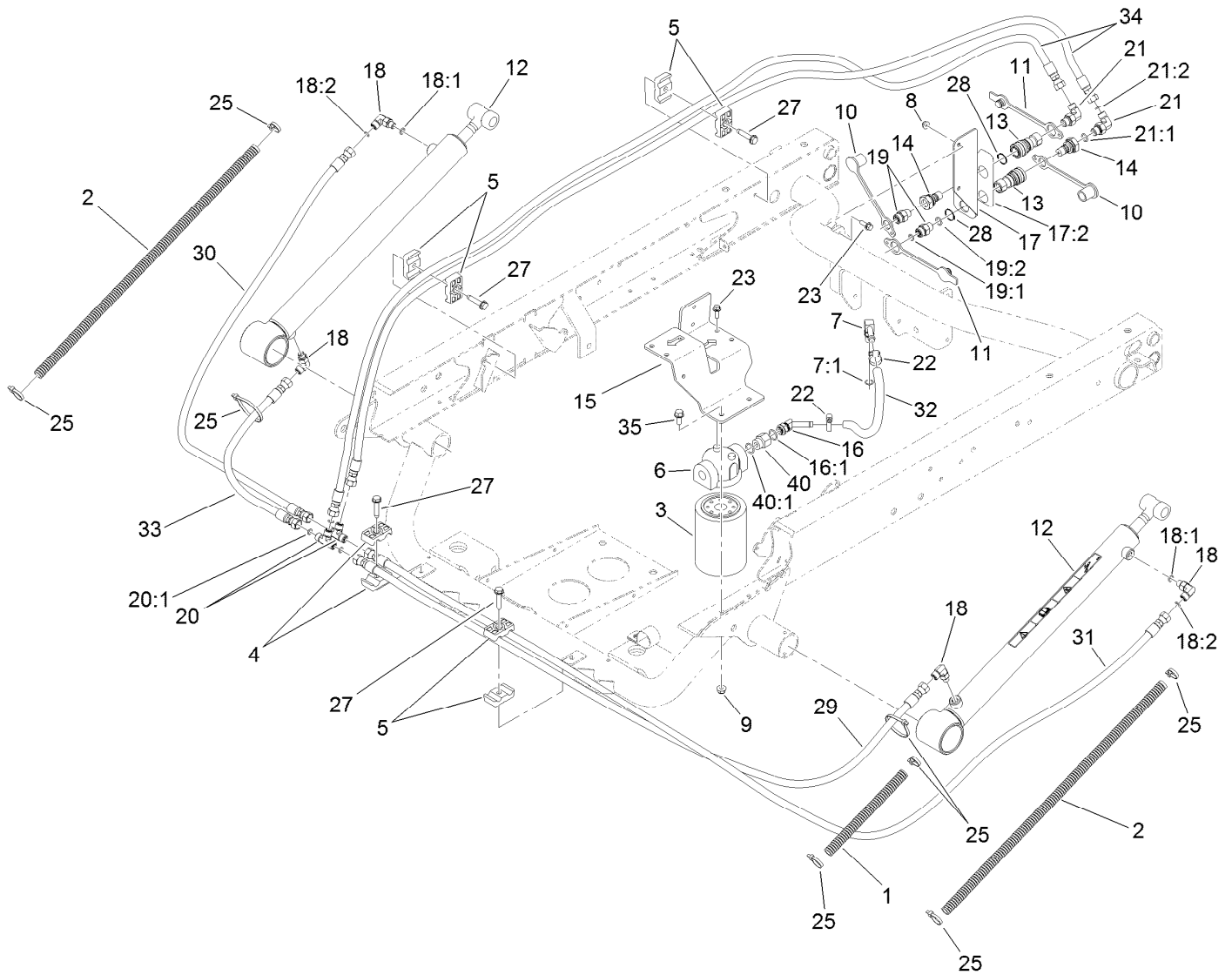
Ref.	Part Number	Qty.	Description
7:3	121-6272	2	Screw-PPH
8	2412-93	2	Clamp-R
10	3234-17	4	Screw-HHF
11	104-8300	4	Nut-HF, NI
12	32105-15	12	Screw-HWH
13	126-1696	6	Screw-Forming, Thread
14	104-7201	12	Nut-Flange, NI
15	43-5920	4	Washer-Lock, Spring
16	121-6320	4	Screw-HH



## Fuel System Assembly

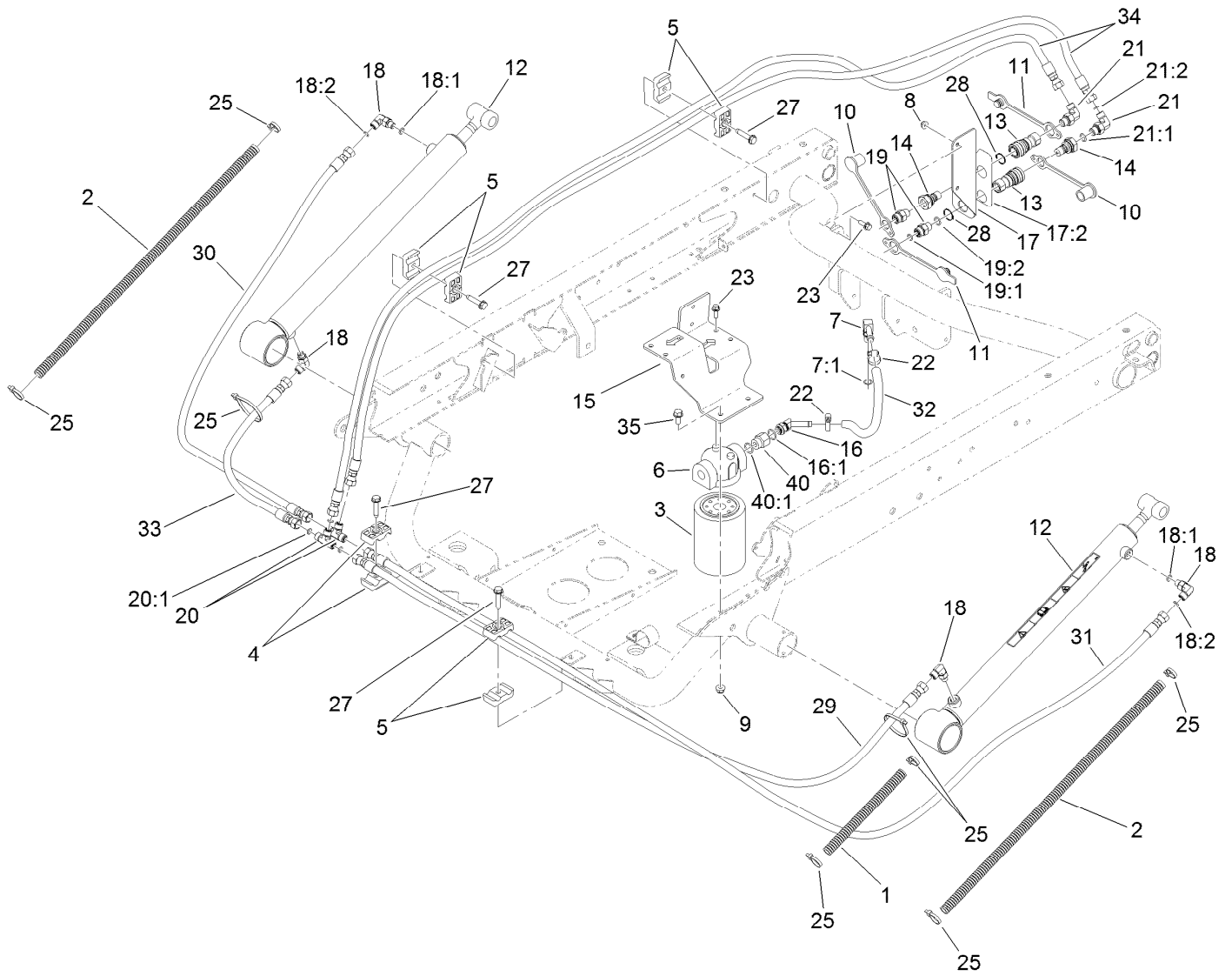
<i>Ref.</i>	<i>Part Number</i>	<i>Qty.</i>	<i>Description</i>	<i>Ref.</i>	<i>Part Number</i>	<i>Qty.</i>	<i>Description</i>
1	115-7767-0P	1	Tube-Support	11:1	115-2163	1	Gasket-Pump, Fuel
2	94-5780	2	Screw-HWH	11:2	115-2162	1	Cap-Pump, Fuel
3	104-8300	2	Nut-HF, NI	11:3	115-7818	1	Fuel Filter ASM
4	115-7700	1	Tank-Fuel	11:4	120-4812	1	Float
5	114-0284	1	Grommet	11:5	127-8691	1	Sender-Fuel Level
6	114-0285	1	Valve-Rollover	12	92-2379	2	Clamp-Hose
7	114-8404	1	Plate-Retainer	16	2412-146	2	Clamp-Hose
8	32144-70	2	Screw-HWHTF	17	109-0287	1	Hose-Fuel
9	137-4127	1	Cap-Fuel	18	110-3254	1	Hose-Fuel
11	115-2399	1	Pump-Fuel				





## Hydraulic Lift Cylinder Assembly

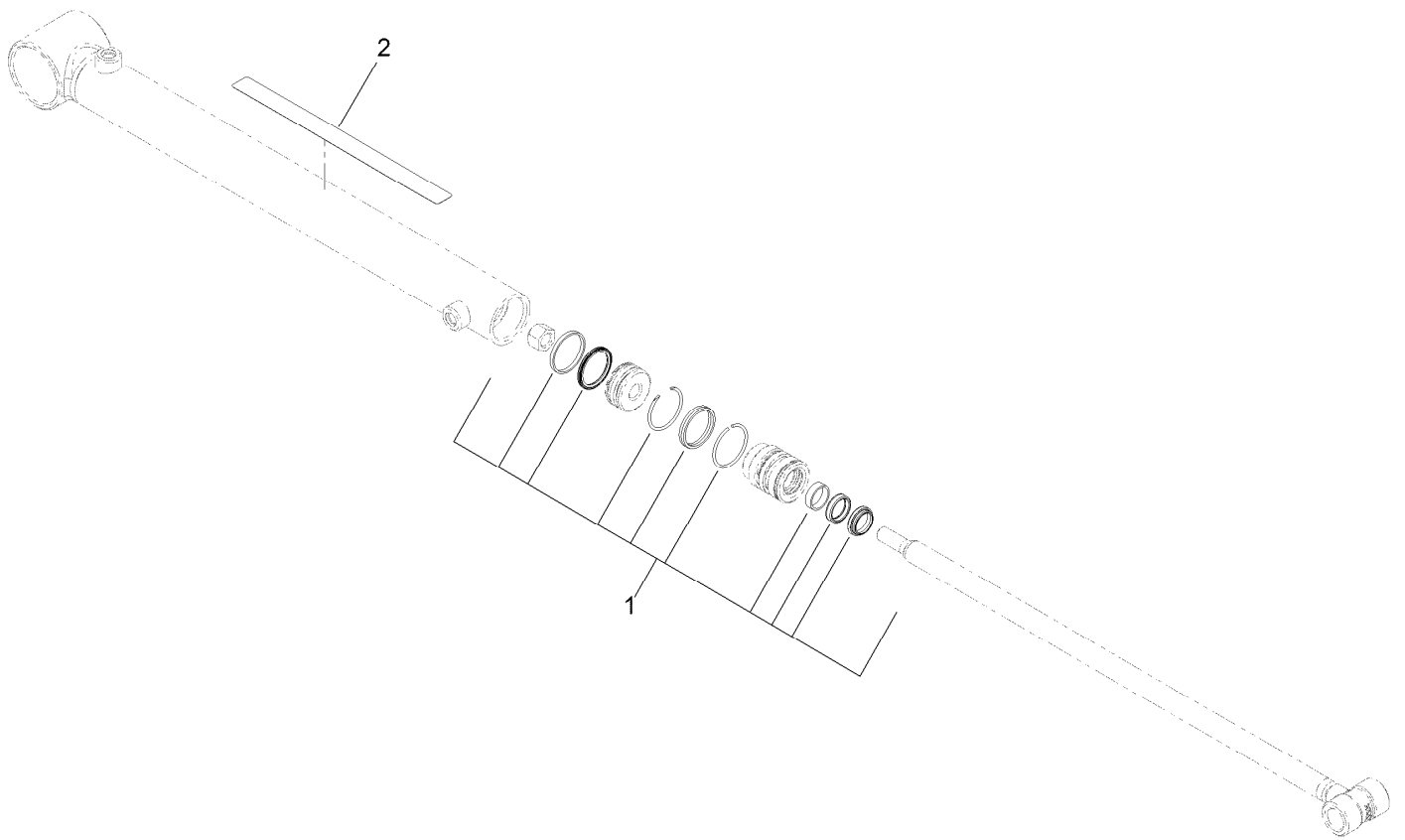
Ref.	Part Number	Qty.	Description	Ref.	Part Number	Qty.	Description
1	24-7922	1	Conduit-Convolved, Split	18:1	237-78	1	O-Ring
2	24-7923	2	Conduit-Convolved, Split	18:2	237-21	1	O-Ring
3	54-0110	1	Filter-Oil, Transmission	19	340-2	2	Fitting-Straight
4	56-7971	2	Clamp-Tube	19:1	237-22	1	O-Ring
5	56-7976	6	Clamp-Tube	19:2	237-42	1	O-Ring
6	87-8780	1	Head-Filter	20	340-21	2	Fitting
7	100-4887	1	Fitting-Elbow, 90	20:1	237-21	3	O-Ring
7:1	237-42	1	O-Ring	21	340-82	2	Fitting-Elbow, 90 DEG
8	104-7201	2	Nut-Flange, NI	21:1	237-42	1	O-Ring
9	104-8300	2	Nut-HF, NI	21:2	237-21	1	O-Ring
10	106-7881	2	Cap-Dust, HYD	22	2412-36	2	Clamp-Hose
11	106-7882	2	Plug-Dust, HYD	23	3234-4	4	Screw-HHF
12	133-0620	2	HYD Cylinder ASM	25	3290-379	6	Tie-Cable
13	106-7968	2	Coupler-Quick, Female	27	32144-57	4	Screw
14	106-7969	2	Coupler-Quick, Male	28	32151-83	2	Ring-Snap
15	115-2168-OP	1	Bracket-Mount-Filter	29	115-7711	1	Hose-HYD
16	103-1807	1	Fitting-Barbed, 45 DEG	30	108-6508	1	Hose-HYD
16:1	237-42	1	O-Ring	31	104-3716	1	Hose-HYD
17	139-4530	1	Coupler Bracket ASM	32	115-2228	1	Hose-HYD
17:2	115-7723	1	Decal-Disconnect, Quick	33	110-0931	1	Hose-HYD
18	340-132	4	Fitting-Elbow, 90 DEG	34	106-3680	2	Hose-HYD



## Hydraulic Lift Cylinder Assembly (continued)

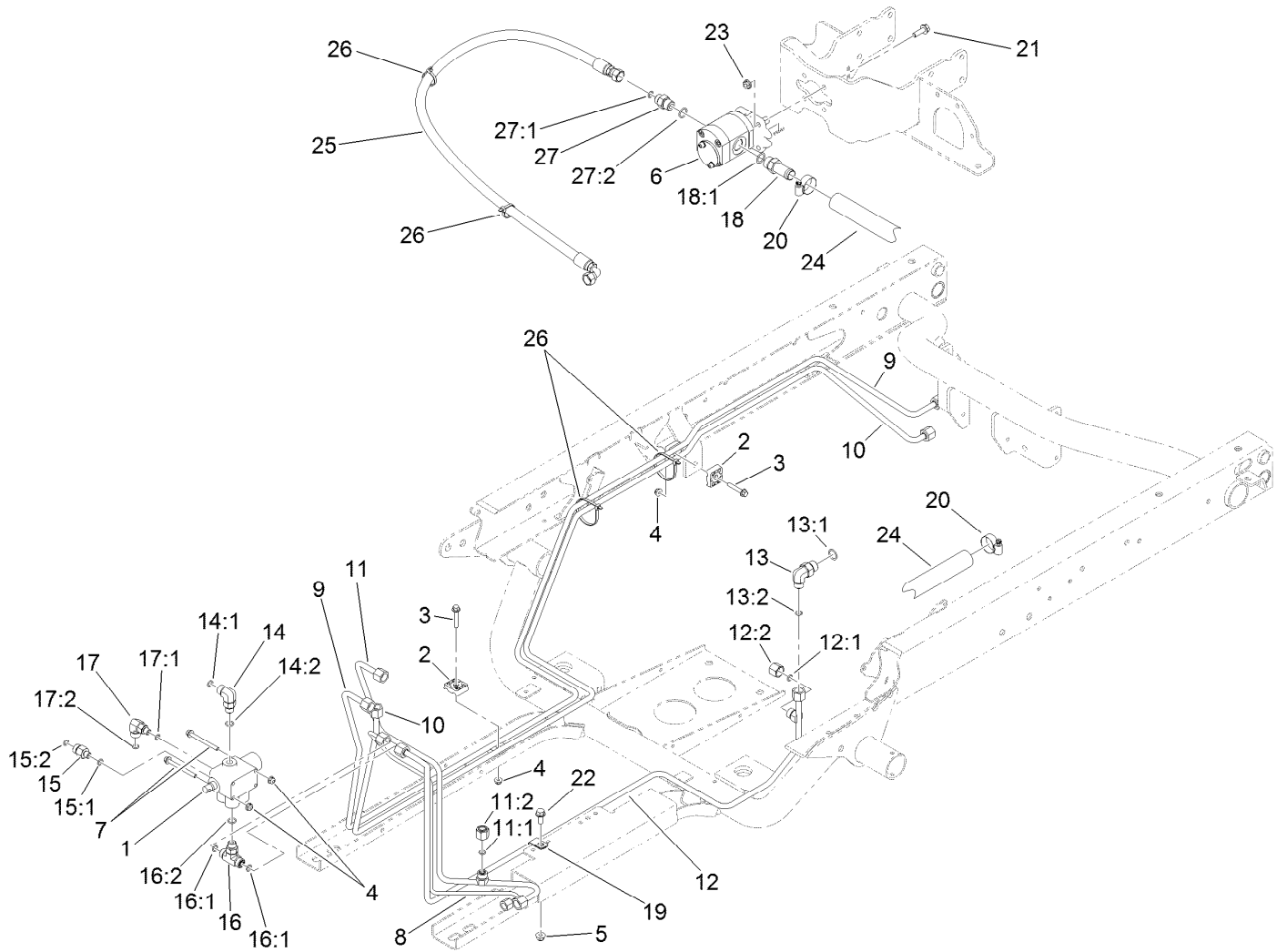
Ref.	Part Number	Qty.	Description
35	3234-5	2	Screw-HHF

Ref.	Part Number	Qty.	Description
40	353-397	1	Reducer-Adapter
40:1	237-79	1	O-Ring



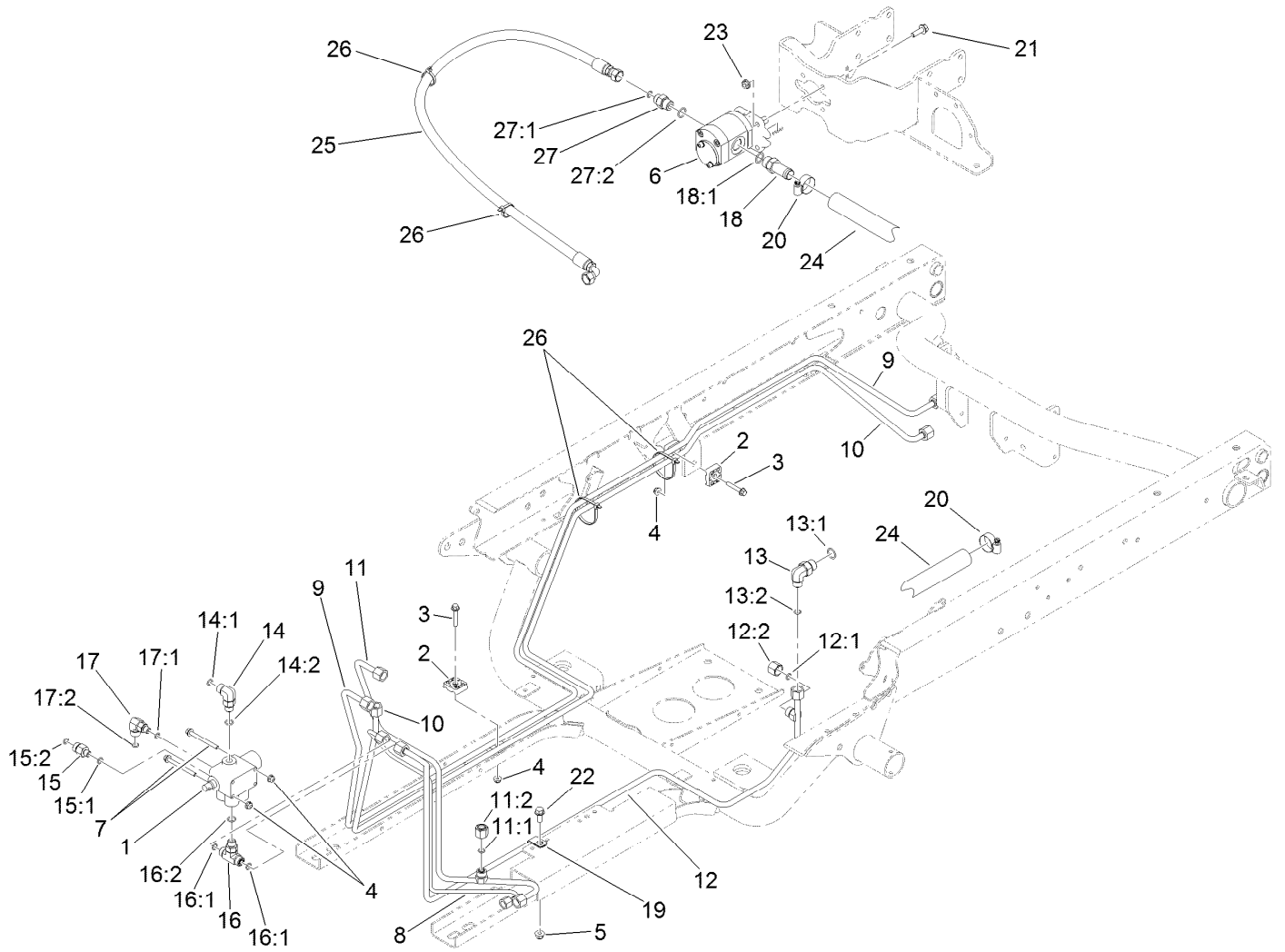
## Hydraulic Cylinder Assembly No. 133-0620

<i>Ref.</i>	<i>Part Number</i>	<i>Qty.</i>	<i>Description</i>
1	133-0618	1	Cylinder Seal Kit
2	93-9852	1	Decal-Warning



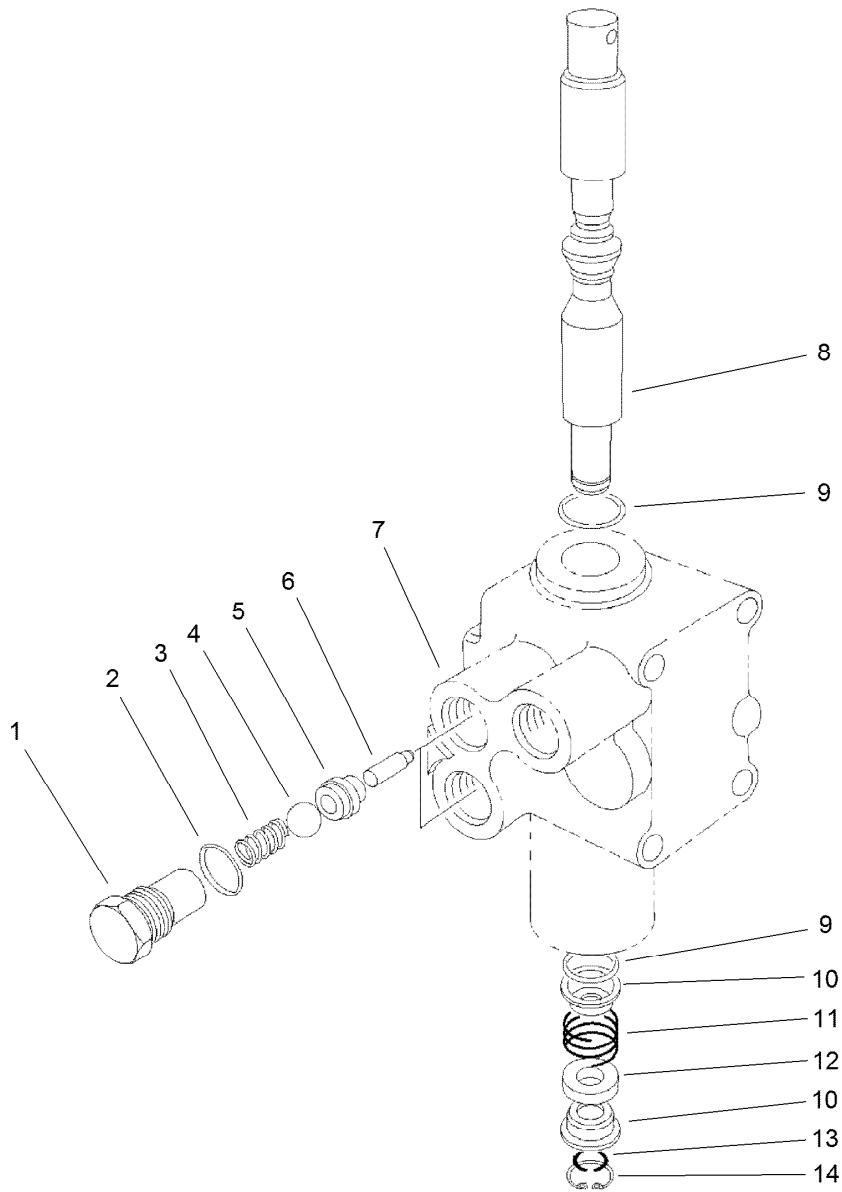
## Main Hydraulic Pump and Lift Valve Assembly

Ref.	Part Number	Qty.	Description	Ref.	Part Number	Qty.	Description
1	43-1950	1	HYD Control Valve ASM	14:2	237-42	1	O-Ring
2	56-7973	4	Clamp-Tube	15	340-88	1	Fitting-Straight
3	94-5781	2	Screw-HHF	15:1	237-22	1	O-Ring
4	104-7201	4	Nut-Flange, NI	15:2	237-78	1	O-Ring
5	104-8300	1	Nut-HF, NI	16	340-94	1	Adapter
6	114-8302	1	HYD Pump ASM	16:1	237-22	2	O-Ring
7	114-8410	2	Screw-HHF	16:2	237-42	1	O-Ring
8	127-8605	1	Tube-HYD	17	340-97	1	Fitting-Elbow, 90 DEG
9	115-2217	1	Tube-HYD	17:1	237-22	1	O-Ring
10	115-2218	1	Tube-HYD	17:2	237-78	1	O-Ring
11	127-8604	1	Tube-HYD	18	354-136	1	Fitting-STR
11:1	237-22	1	O-Ring	18:1	237-80	1	O-Ring
11:2	340-117	1	Cap	19	2412-113	1	Clamp-R
12	127-8752	1	Tube-HYD	20	2412-129	2	Clamp-Hose
12:1	237-22	1	O-Ring	21	3234-17	4	Screw-HHF
12:2	340-117	1	Cap	22	3234-5	1	Screw-HHF
13	340-18	1	Fitting-HYD, 90 DEG	23	32128-20	4	Nut-HF
13:1	237-79	1	O-Ring	24	87-3670	1	Hose-Suction
13:2	237-22	1	O-Ring	25	121-6283	1	Hose-HYD
14	340-77	1	Fitting-Elbow, 90 DEG	26	3290-379	4	Tie-Cable
14:1	237-22	1	O-Ring	27	340-3	1	Fitting-Straight



## Main Hydraulic Pump and Lift Valve Assembly (continued)

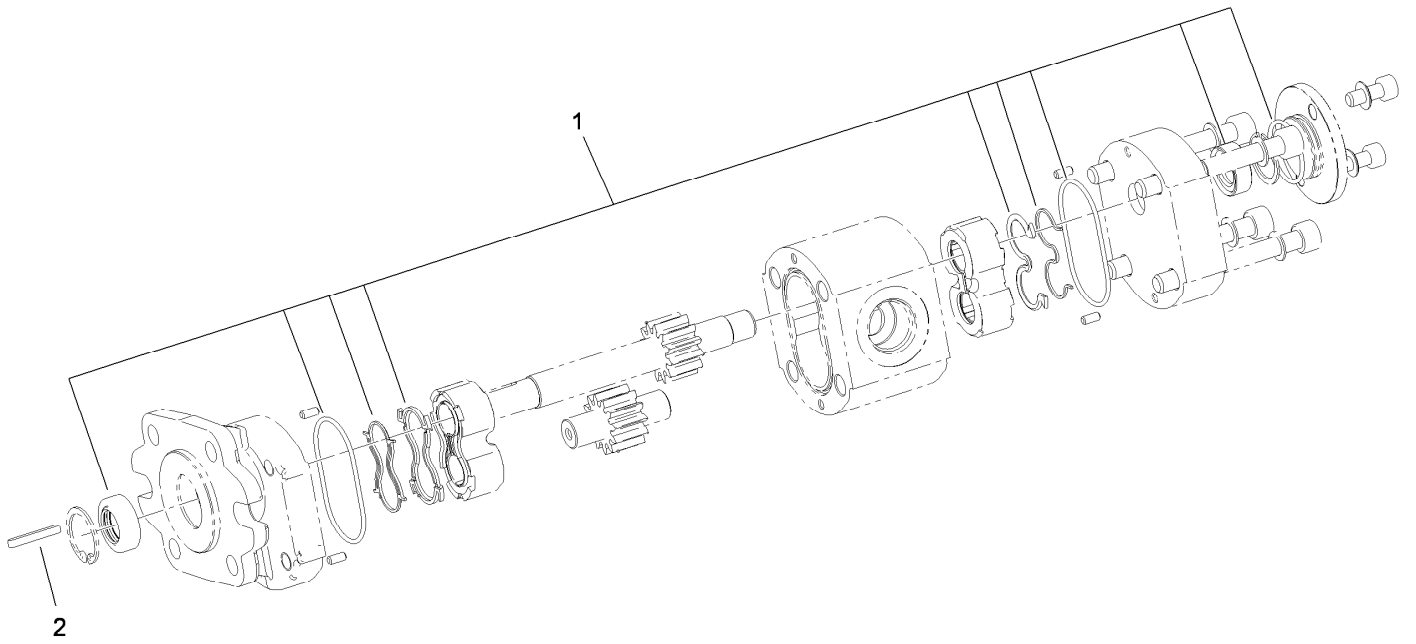
<i>Ref.</i>	<i>Part Number</i>	<i>Qty.</i>	<i>Description</i>
27:1	237-22	1	O-Ring
27:2	237-79	1	O-Ring



## Control Valve Assembly No. 43-1950

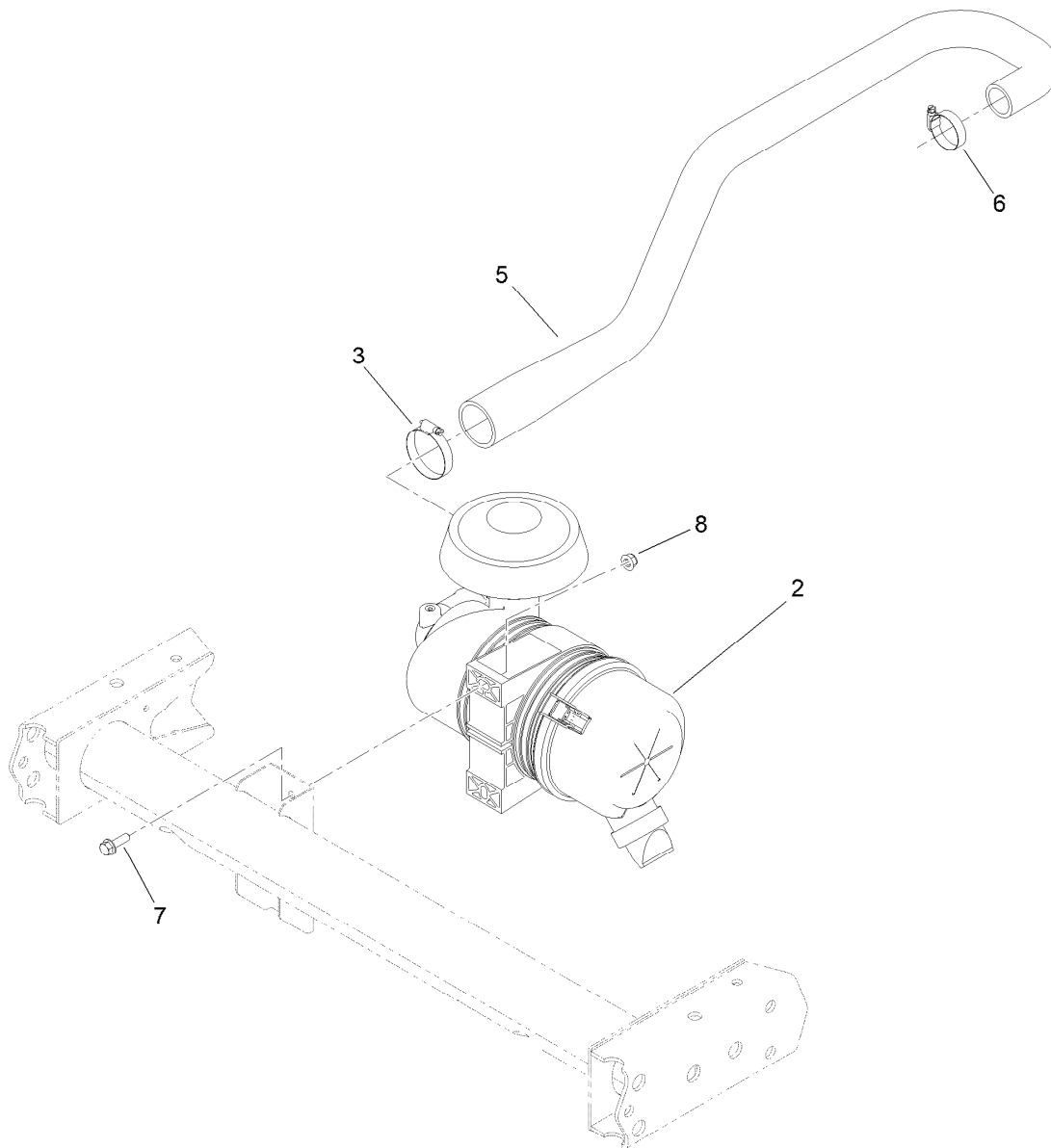
<i>Ref.</i>	<i>Part Number</i>	<i>Qty.</i>	<i>Description</i>
1	22-8330	2	Plug
2	237-42	2	O-Ring
3	22-8340	2	Spring
4	22-8350	2	Ball
5	22-8370	2	Seat-Valve
6	22-8360	2	Pin
7		1	Body ●
8	22-8420	1	Spool
9	22-8500	2	O-Ring
10	22-8380	2	Retainer
11	22-8410	1	Spring
12	23-3030	1	Spacer
13	22-8480	1	Ring-Snap
14	22-8490	1	Ring-Snap

● Not serviced separately



## Hydraulic Gear Pump Assembly No. 114-8302

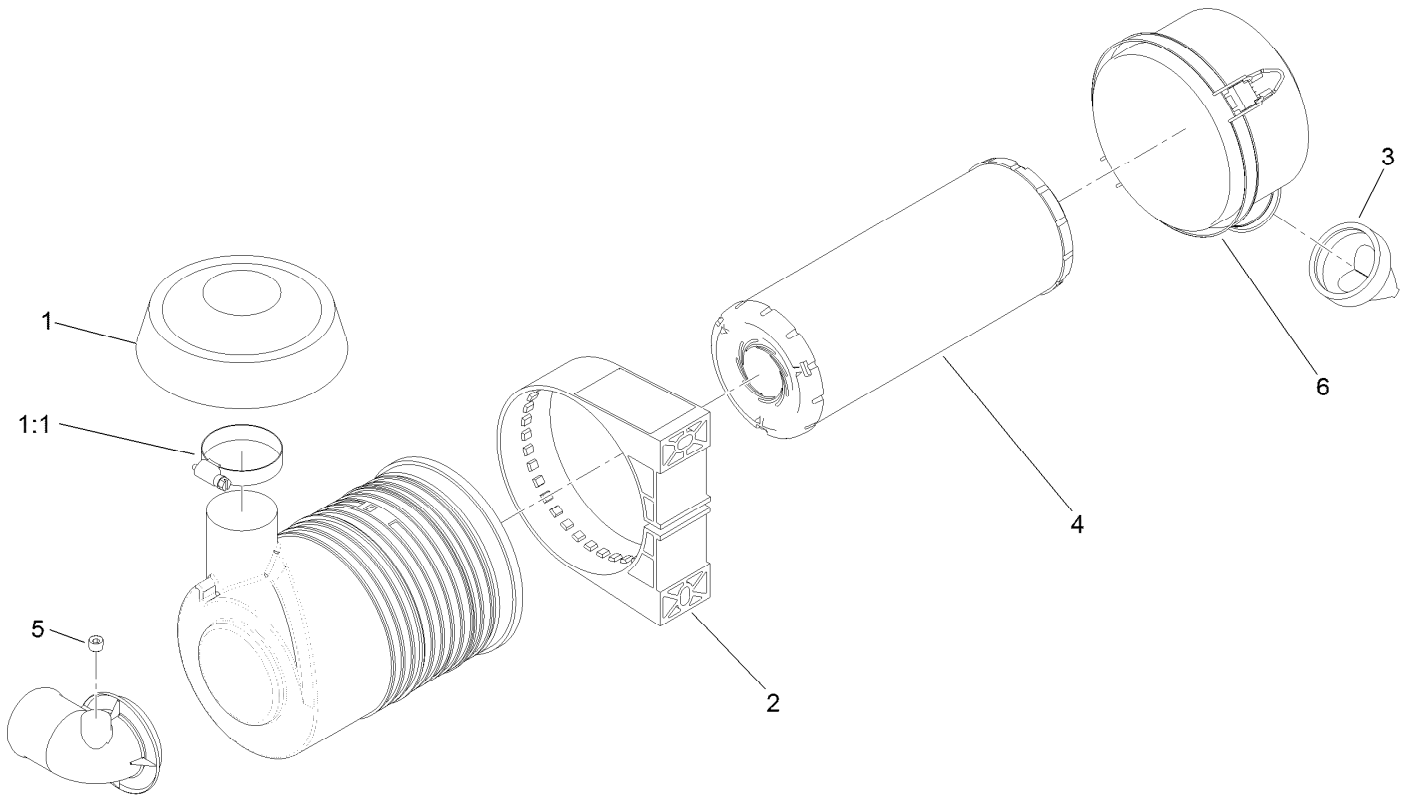
<i>Ref.</i>	<i>Part Number</i>	<i>Qty.</i>	<i>Description</i>
1	115-8696	1	Seal Kit
2	115-7855	1	Key-Square



## Air Cleaner Assembly

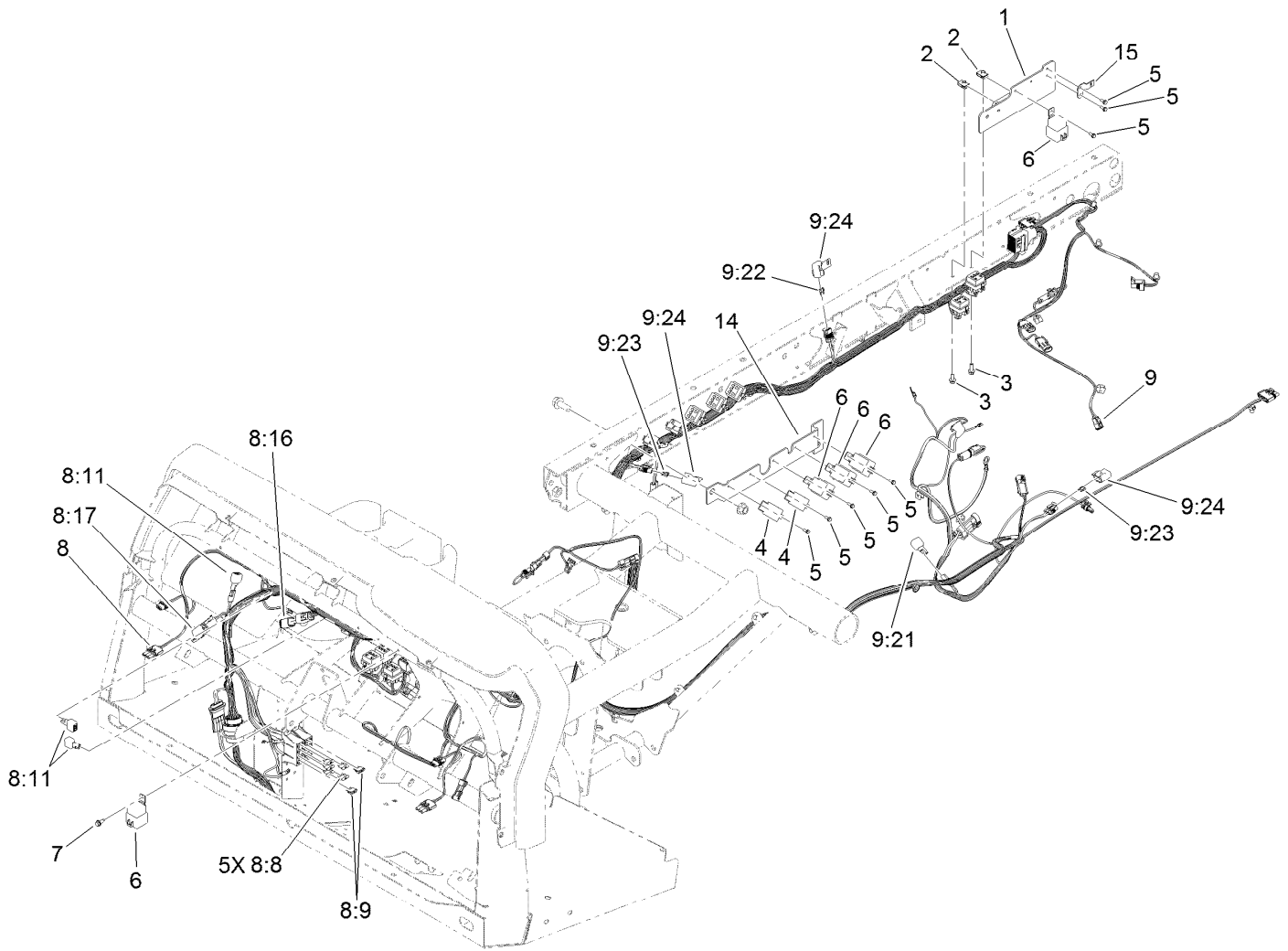
<i>Ref.</i>	<i>Part Number</i>	<i>Qty.</i>	<i>Description</i>
2	138-5650	1	Air Cleaner ASM
3	2412-130	1	Clamp-Hose
5	120-5098	1	Hose-Intake, Air
6	2412-3	1	Clamp-Hose
7	3234-29	2	Screw-HHF
8	104-8300	2	Nut-HF, NI





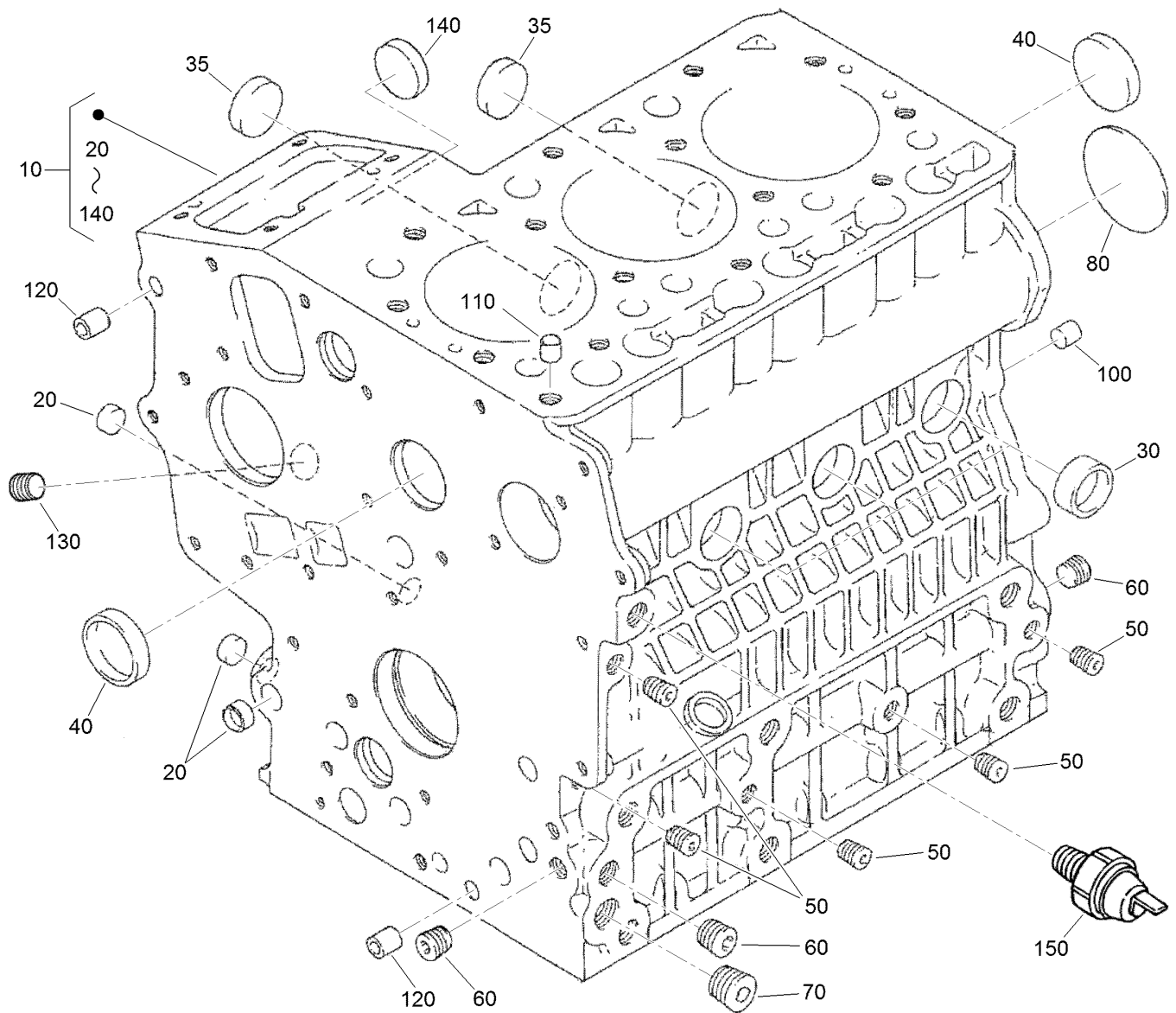
## Air Cleaner Assembly No. 138-5650

<i>Ref.</i>	<i>Part Number</i>	<i>Qty.</i>	<i>Description</i>
1	139-0686	1	Rain Cap ASM
1:1	2412-130	1	Clamp-Hose
2	98-4525	1	Bracket-Cleaner, Air
3	87-9400	1	Valve-Vacuator
4	108-3810	1	Filter-Air
5	285-17	1	Plug-Pipe
6	98-9771	1	Cover ASM



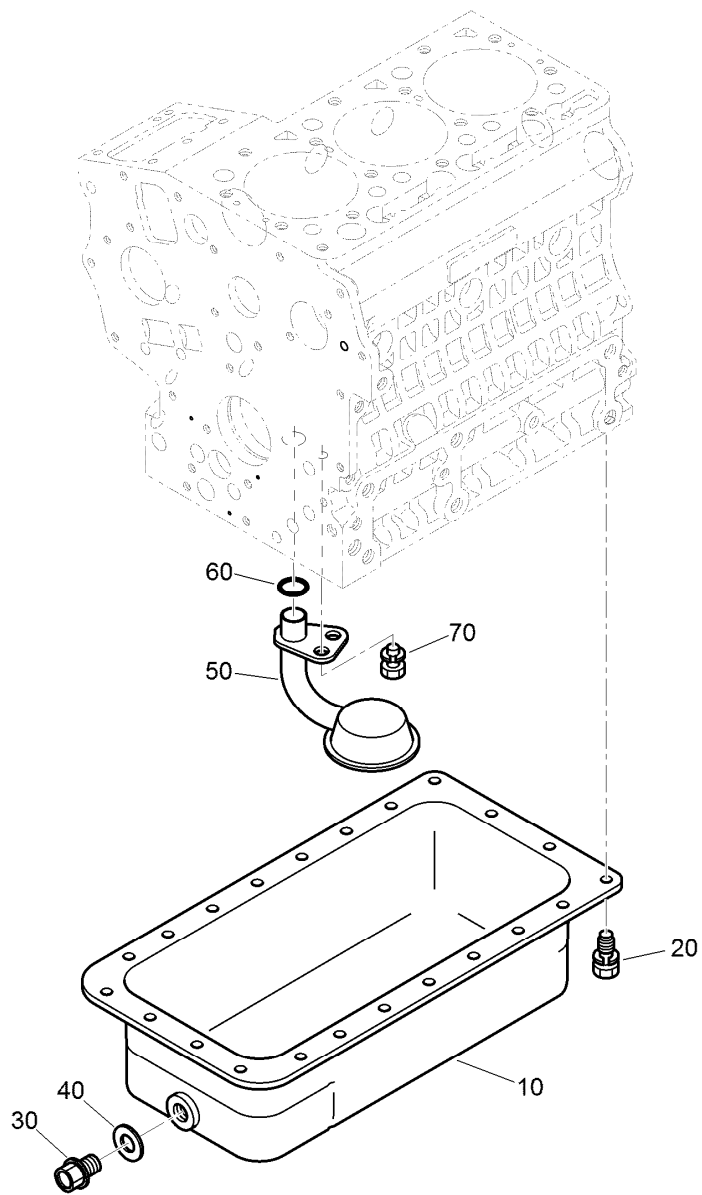
## Front and Rear Wire Harness Assembly

<i>Ref.</i>	<i>Part Number</i>	<i>Qty.</i>	<i>Description</i>	<i>Ref.</i>	<i>Part Number</i>	<i>Qty.</i>	<i>Description</i>
1	132-6714-0P	1	Bracket-Mount, Filter	8:11	100-4918	3	Diode
2	107069	2	Clip	8:16	32180-106	1	Resistor-220K
3	3234-4	2	Screw-HHF	8:17	32180-156	1	Cap-Plug, 6 Way
4	99-7435	2	Relay	9	122-2210	1	Harness-Wire, Rear
5	32144-112	8	Screw-HWH	9:21	100-4918	1	Diode
6	99-7430	5	Relay-Mini	9:22	121-8867	1	Fuse-Mini Blade, 15 Amp
7	32144-10	1	Screw-HWH	9:23	121-8870	2	Fuse-Mini Blade, 30 Amp
8	122-2209	1	Harness-Wire, Front	9:24	32180-101	3	Cover-Fuse, Single
8:8	218-578	5	Fuse-Blade, 10 Amp	14	132-6713-0P	1	Bracket-Mount, Relay
8:9	109355	2	Fuse-Blade, 15 Amp	15	132-6716	1	Mount-Harness, Engine



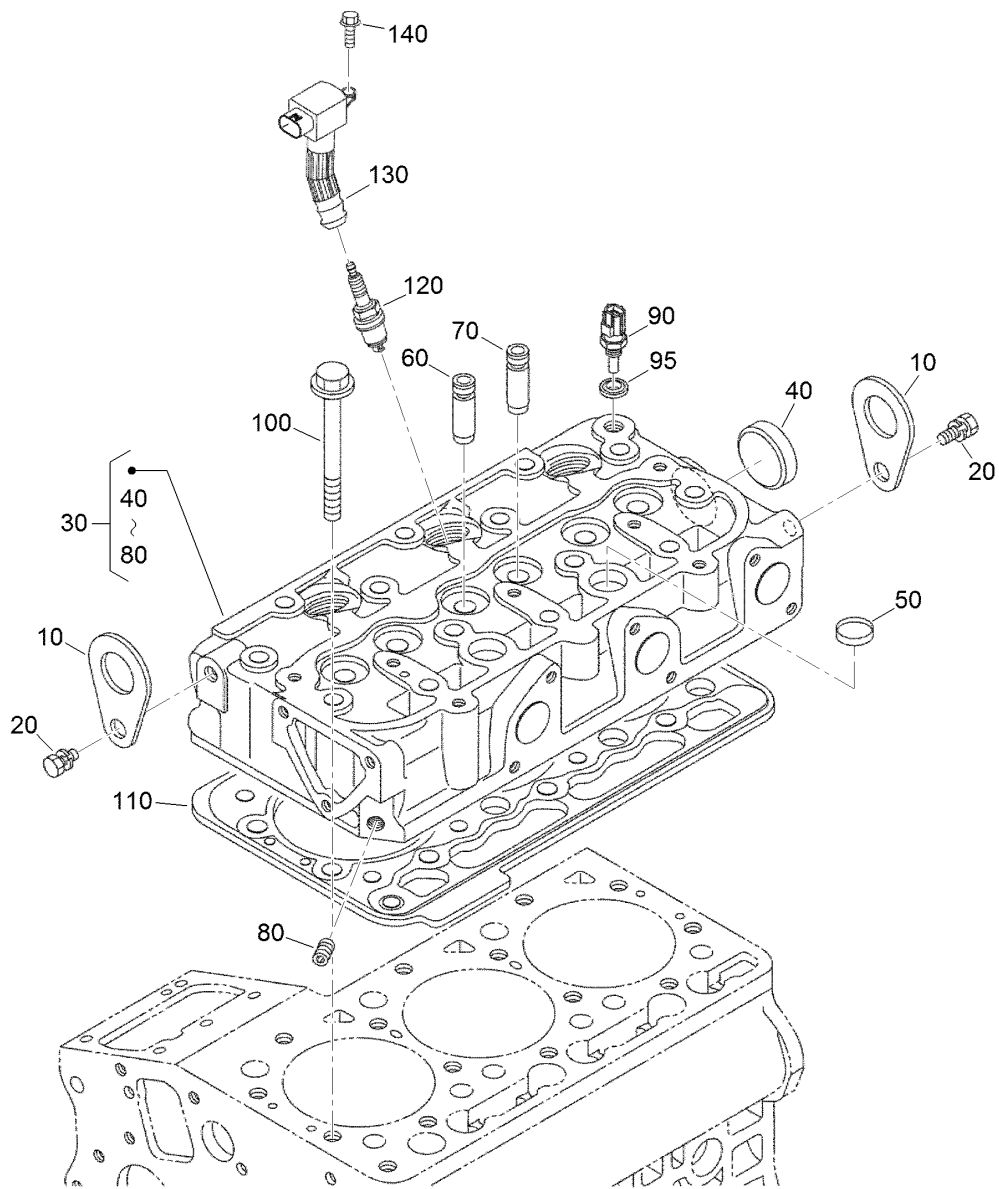
## Crankcase Assembly

<b>Ref.</b>	<b>Part Number</b>	<b>Qty.</b>	<b>Description</b>
10	125-9060	1	Crankcase ASM
20	100-2019	3	Cap-Sealing
30	100-2020	3	Cap-Sealing
35	110-3702	2	Cap-Sealing
40	98-9398	2	Cap-Sealing
50	98-9687	5	Plug
60	98-7487	3	Plug
70	98-7488	1	Plug
80	100-1851	1	Plug-Expansion
100	98-9377	2	Pin-Straight
110	98-7506	1	Pin-Pipe
120	100-2051	2	Pin-Pipe
130	98-7488	1	Plug
140	100-1991	1	Cover-Fuel, Camshaft
150	98-9416	1	Switch-Oil



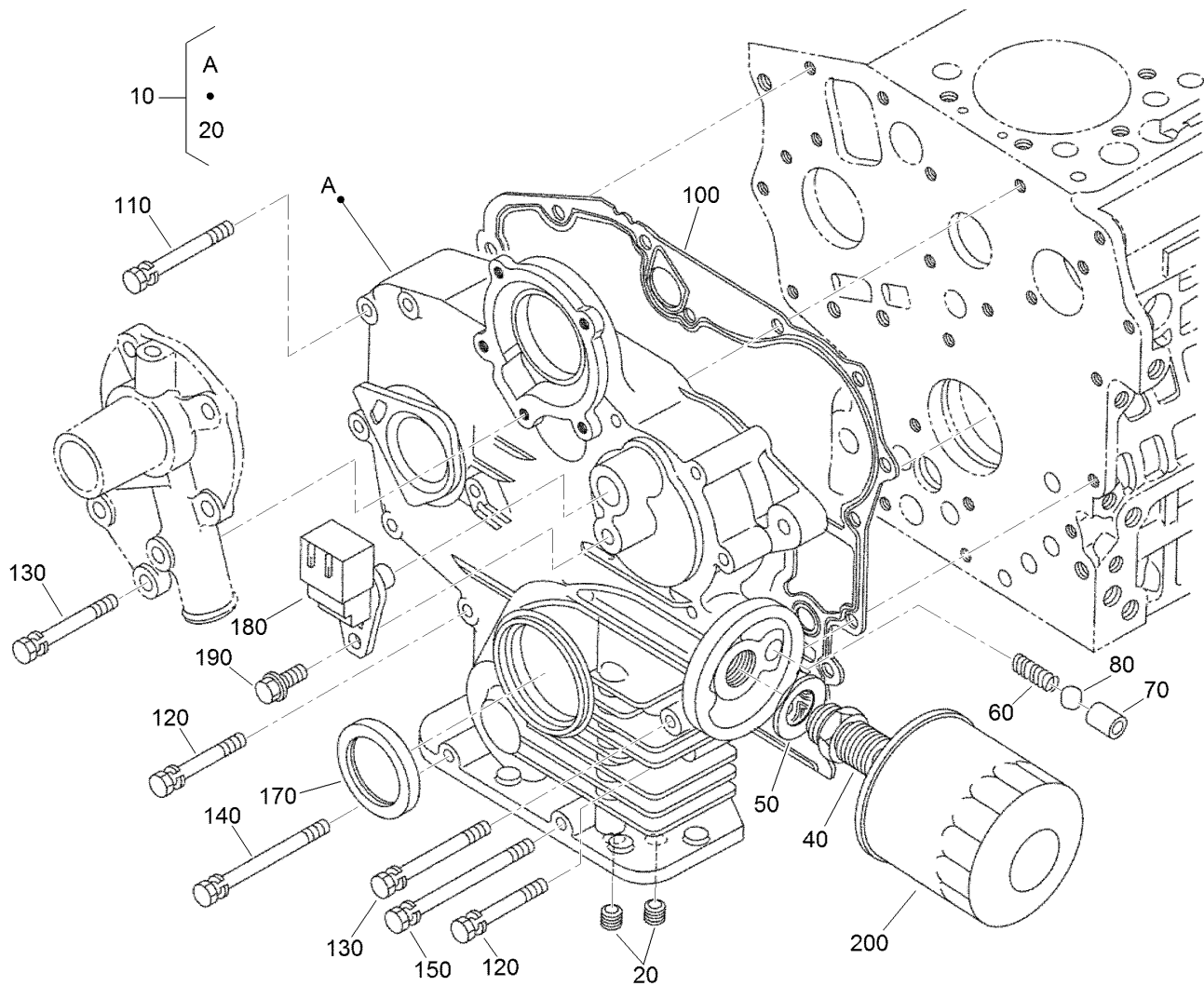
## Oil Pan Assembly

<i>Ref.</i>	<i>Part Number</i>	<i>Qty.</i>	<i>Description</i>
10	125-9056	1	Oil Pan ASM
20	98-9350	22	Bolt
30	114-8151	1	Plug-Drain
40	98-7524	1	Gasket
50	125-9052	1	Tube-Pick Up, Oil
60	105-3776	1	O-Ring
70	100-9195	1	Bolt



## Cylinder Head Assembly

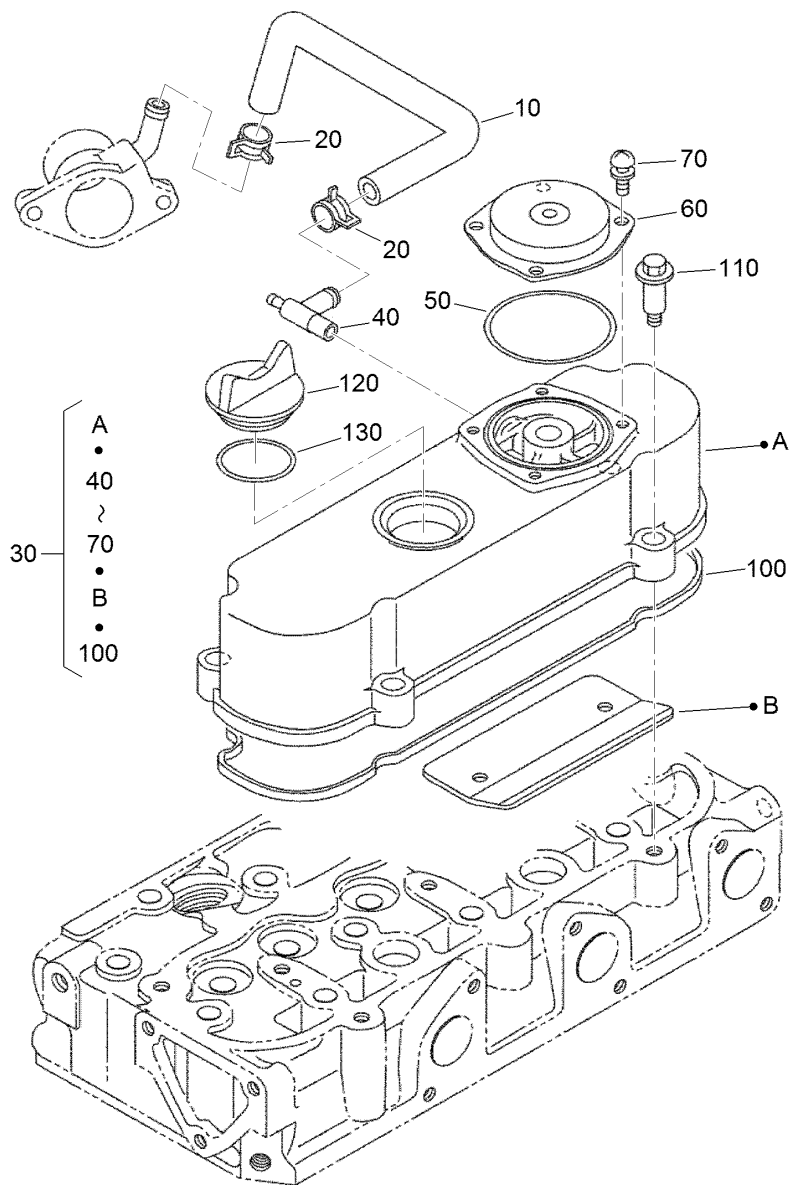
Ref.	Part Number	Qty.	Description
10	98-7531	2	Hook-Engine
20	98-7526	2	Bolt
30	125-9119	1	Cylinder Head ASM
40	105-3705	1	Cap-Sealing
50	98-9389	2	Cap-Sealing
60	100-1882	3	Guide-Valve, Inlet
70	100-1883	3	Guide-Valve, Exhaust
80	98-9687	1	Plug
90	125-9102	1	Sensor-Temperature, Water
95	125-9096	1	Gasket
100	100-1820	14	Bolt-Head, Cylinder
110	125-9113	1	Gasket-Head
120	125-9139	3	Spark Plug
130	125-9145	3	Coil-Ignition
140	99-8363	3	Bolt-Flange



## Gear Case and Oil Filter Cartridge Assembly

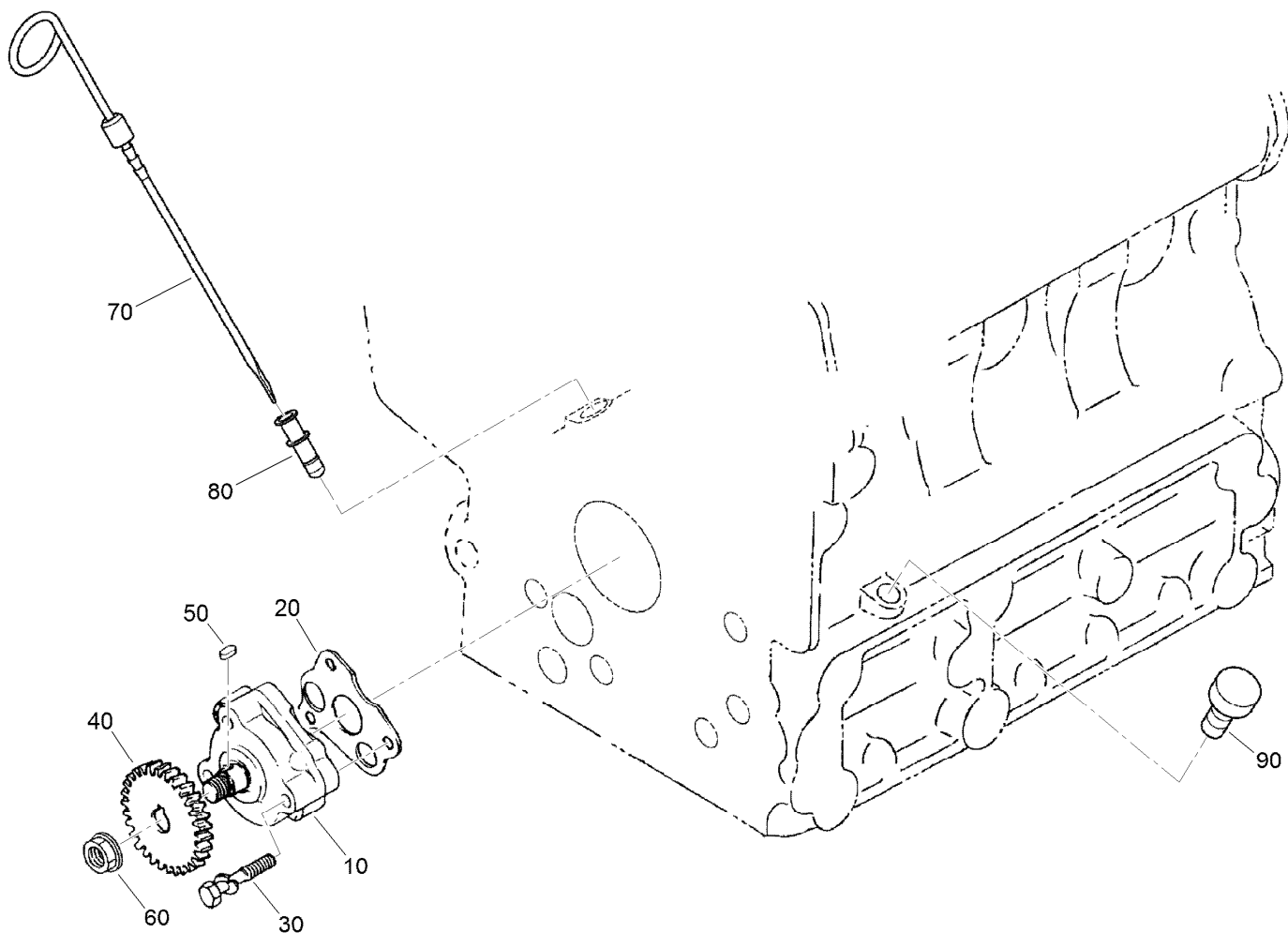
<i>Ref.</i>	<i>Part Number</i>	<i>Qty.</i>	<i>Description</i>
10	125-9151	1	Gear Case ASM
20	98-7488	2	Plug
40	98-9388	1	Joint-Pipe
50	100-1926	1	Washer-Plain
60	100-2004	1	Spring
70	100-1894	1	Seat-Valve
80	100-1792	1	Ball
100	117-0327	1	Gasket-Case, Gear
110	99-8320	1	Bolt

<i>Ref.</i>	<i>Part Number</i>	<i>Qty.</i>	<i>Description</i>
120	98-9356	10	Bolt
130	100-1922	2	Bolt
140	98-9357	1	Bolt
150	110-3710	1	Bolt
170	120-7852	1	Seal-Oil
180	125-9142	1	Sensor
190	99-8363	1	Bolt-Flange
200	115-8189	1	Filter-Oil, Engine



## Cylinder Head Cover Assembly

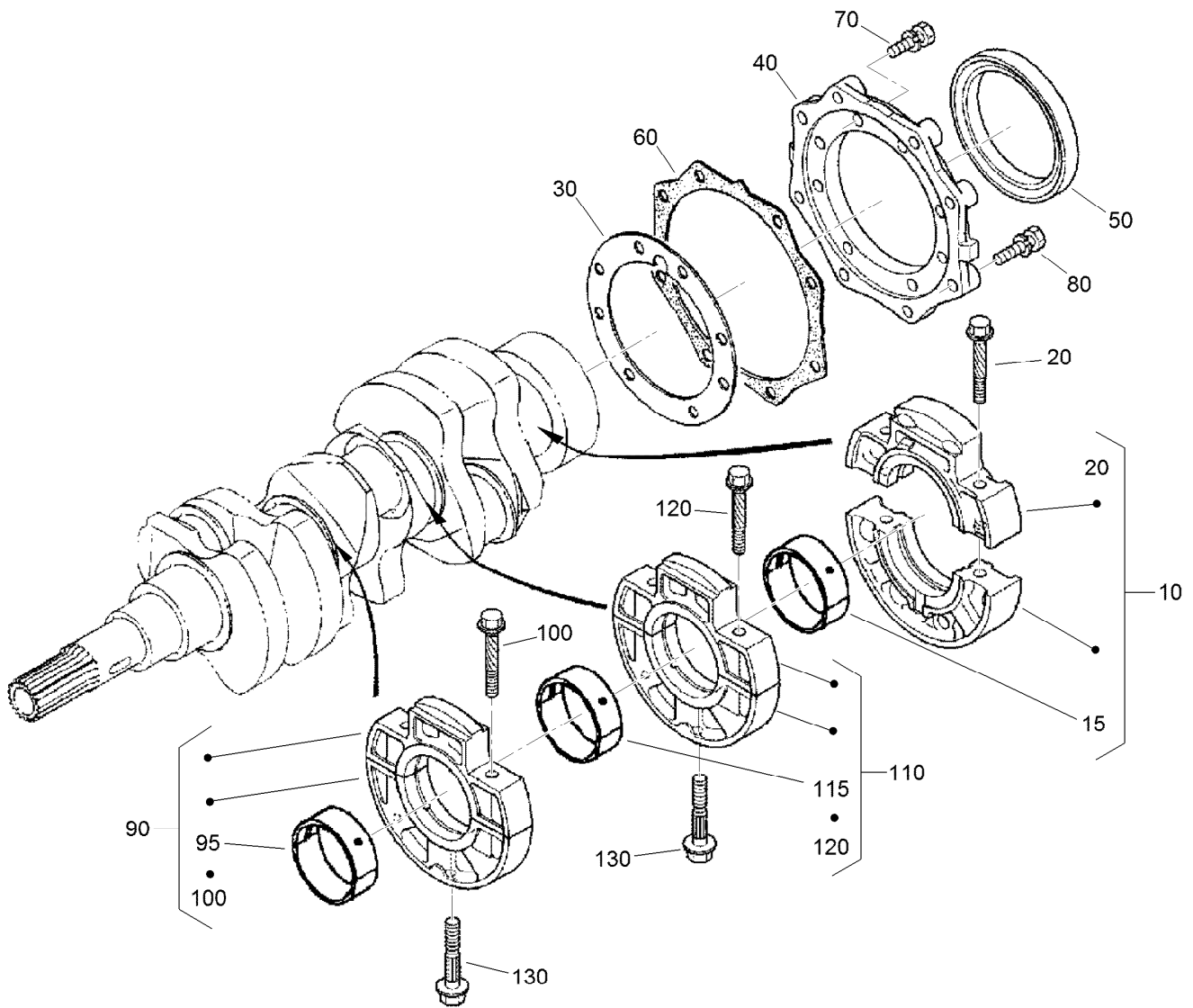
Ref.	Part Number	Qty.	Description
10	125-9120	1	Tube-Breather
20	98-9579	2	Band-Pipe
30	125-9129	1	Cylinder Head Cover ASM
40	125-9117	1	Pipe-Breather
50	110-3846	1	O Ring-Breather
60	108-7060	1	Cover-Breather
70	98-9364	4	Screw (With Washer)
100	125-9130	1	Gasket-Cover, Head
110	108-7063	4	Bolt
120	107-9075	1	Plug-Filler, Oil
130	99-3446	1	O-Ring



## Dipstick, Guide and Oil Pump Assembly

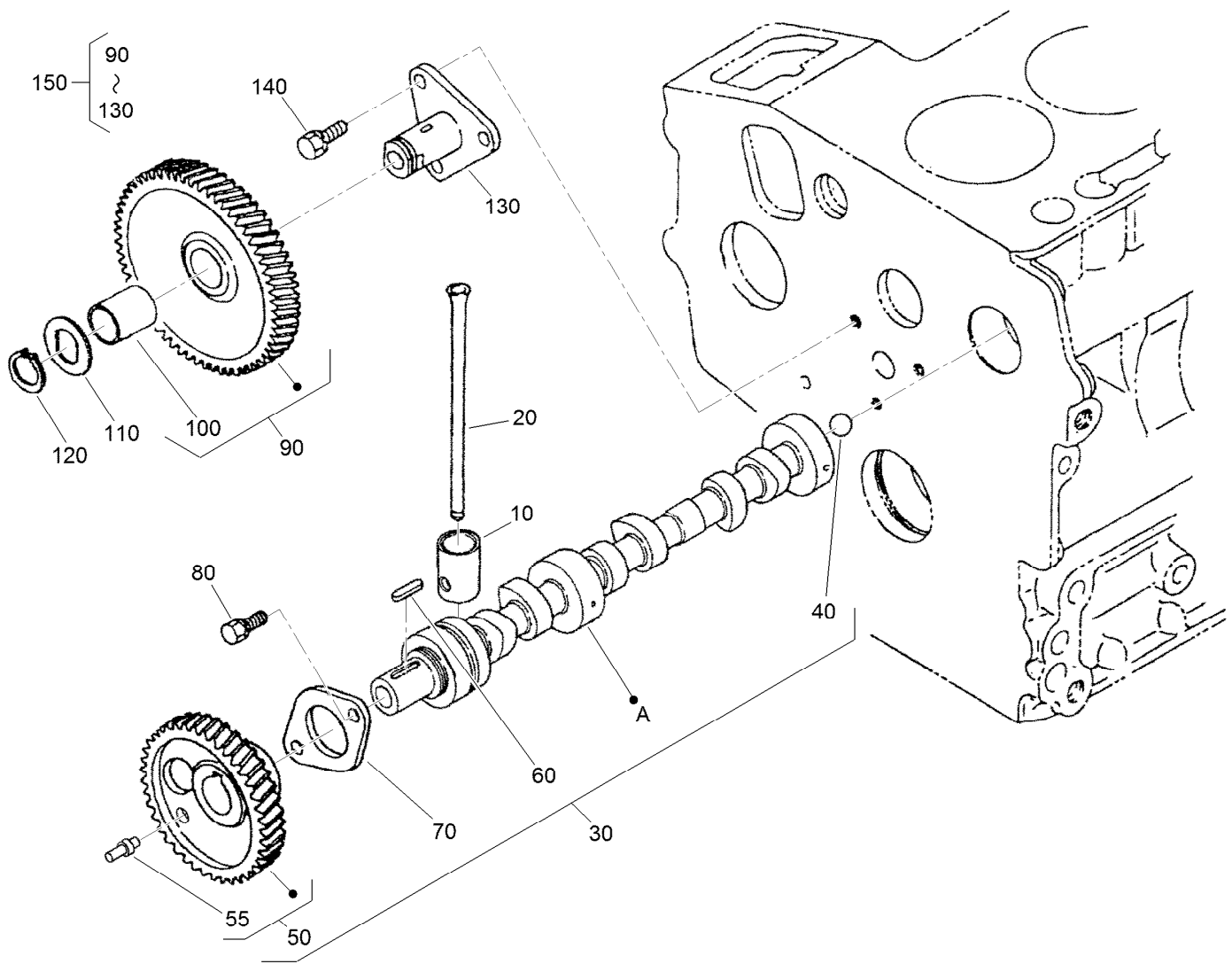
Ref.	Part Number	Qty.	Description
10	100-2002	1	Oil Pump ASM
20	100-2003	1	Gasket-Pump, Oil
30	100-1923	3	Bolt
40	130-1419	1	Gear-Drive, Oil Pump
50	98-7658	1	Key-Feather
60	100-1779	1	Nut-Flange
70	110-3719	1	Gauge-Oil
80	105-4580	1	Guide-Gauge, Oil
90	110-3720	1	Plug-Gauge, Oil





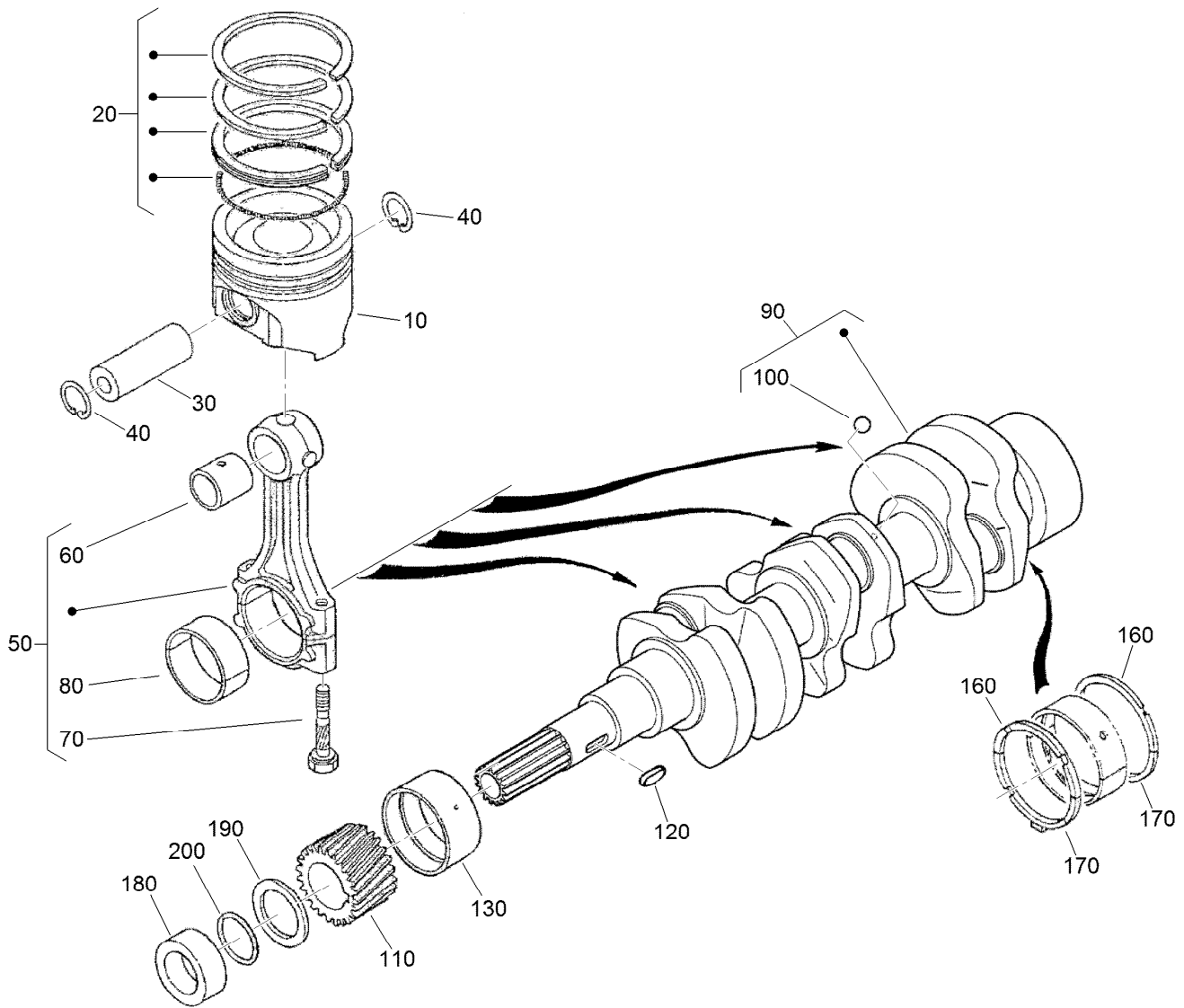
## Main Bearing Case Assembly

Ref.	Part Number	Qty.	Description	Ref.	Part Number	Qty.	Description
10	121-2426	1	Bearing Case Wheel ASM	95	125-9083	1	Crankshaft Metal ASM (-0.20Mm)
15	110-3744	1	Crankshaft Metal ASM (STD)	95	110-3743	1	Crankshaft Metal ASM (-0.40Mm)
15	110-3745	1	Crankshaft Metal ASM (-0.20Mm)	100	110-3723	2	Bolt-Case, Bearing
15	110-3746	1	Crankshaft Metal ASM (-0.40Mm)	110	110-3725	1	Main Bearing Case ASM
20	110-3723	2	Bolt-Case, Bearing	115	110-3741	1	Crankshaft Metal ASM (STD)
30	100-1873	1	Gasket-Case, Bearing	115	125-9083	1	Crankshaft Metal ASM (-0.20Mm)
40	112-8334	1	Cover-Case, Bearing	115	110-3743	1	Crankshaft Metal ASM (-0.40Mm)
50	110-3724	1	Seal-Oil	120	110-3723	2	Bolt-Case, Bearing
60	100-1876	1	Gasket-Cover, Case	130	100-1874	2	Bolt-Case, Bearing
70	98-7568	8	Bolt				
80	100-1750	8	Bolt				
90	110-3725	1	Main Bearing Case ASM				
95	110-3741	1	Crankshaft Metal ASM (STD)				



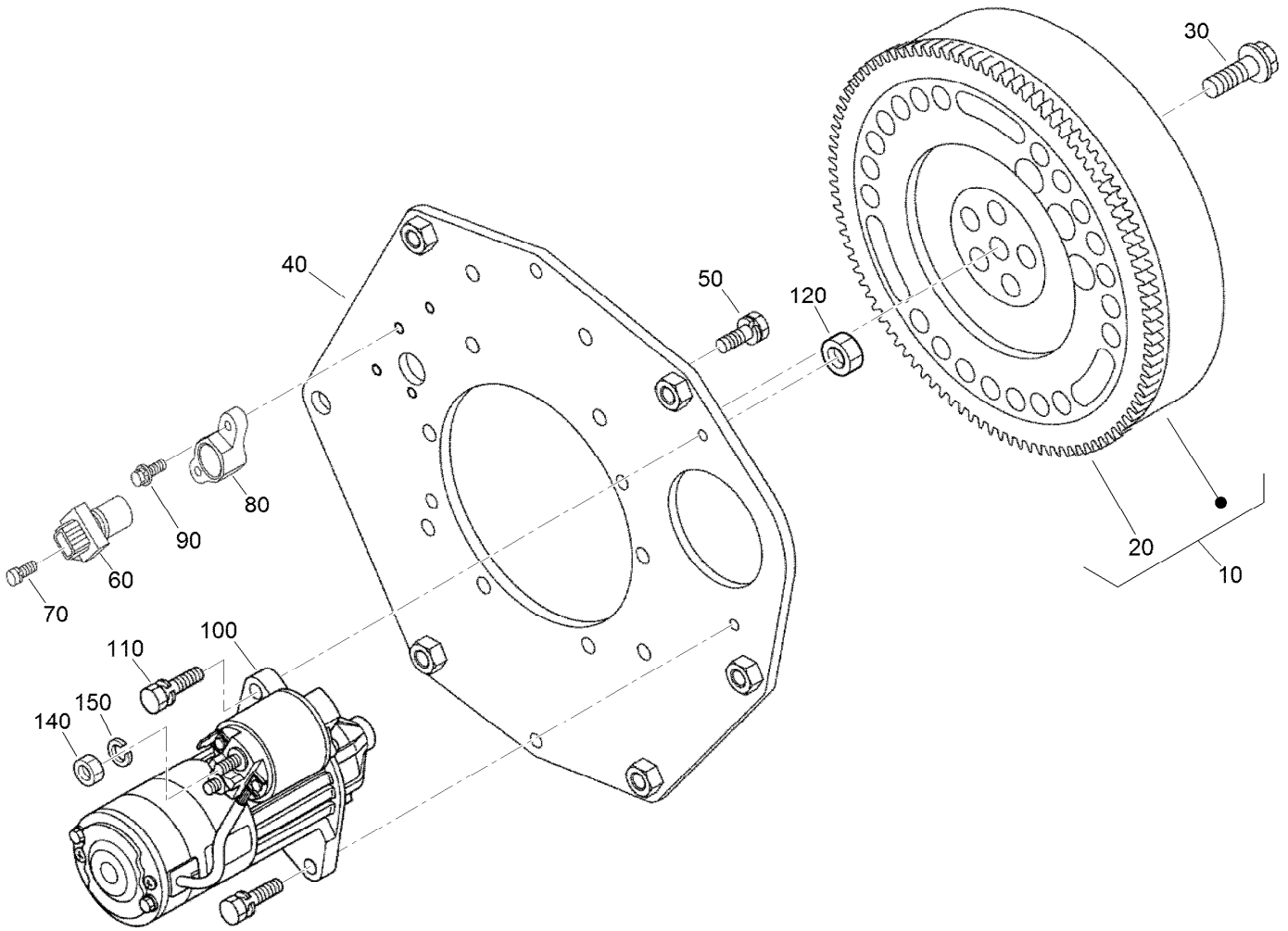
## Cam Shaft and Idle Gear Shaft Assembly

<i>Ref.</i>	<i>Part Number</i>	<i>Qty.</i>	<i>Description</i>	<i>Ref.</i>	<i>Part Number</i>	<i>Qty.</i>	<i>Description</i>
10	110-3727	6	Tappet	80	98-9350	2	Bolt
20	100-1989	6	Rod-Push	90	121-2421	1	Idle Gear ASM
30	125-9131	1	Camshaft ASM	100	121-2422	1	Bushing
40	110-3729	1	Ball	110	100-1970	1	Collar-Gear, Idle
50	125-9132	1	Cam Gear ASM	120	100-1969	1	Ring-Snap
55	125-9133	2	Pin-Gear, Cam	130	100-1967	1	Shaft-Gear, Idle
60	98-9378	1	Key-Feather	140	100-1774	3	Bolt-Flange
70	100-1887	1	Stopper-Camshaft	150	100-2240	1	Idle Gear ASM



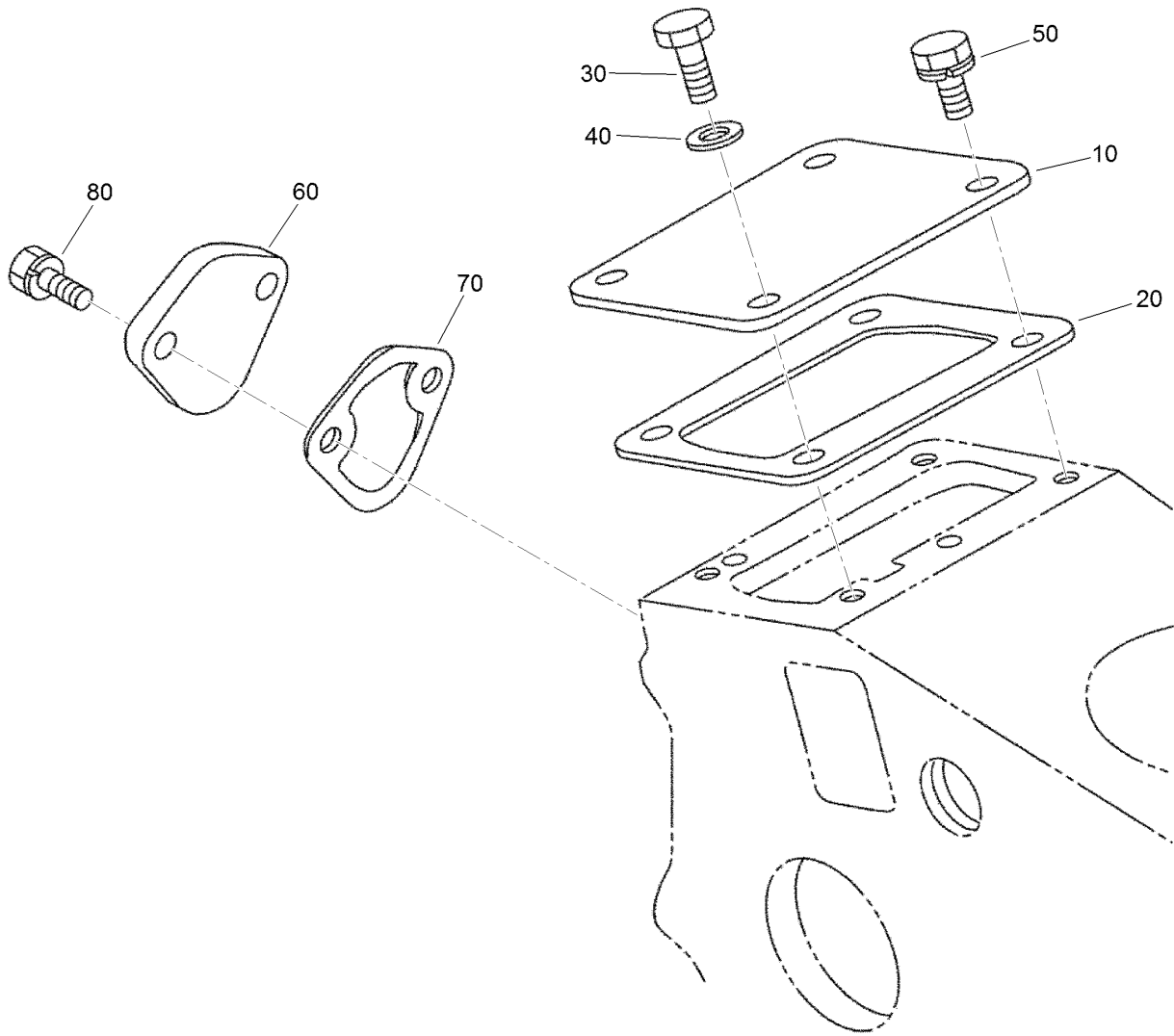
## Piston and Crankshaft Assembly

<i>Ref.</i>	<i>Part Number</i>	<i>Qty.</i>	<i>Description</i>	<i>Ref.</i>	<i>Part Number</i>	<i>Qty.</i>	<i>Description</i>
10	125-9115	3	Piston (STD)	110	100-1891	1	Gear-Crankshaft
10	125-9116	3	Piston (+0.50Mm)	120	100-1752	1	Key-Feather
20	125-9134	3	Piston Ring ASM (STD)	130	110-3738	1	Metal-Crankshaft (STD)
20	125-9135	3	Piston Ring ASM (+0.50Mm)	130	121-2424	1	Metal-Crankshaft (-.20Mm)
30	110-3734	3	Pin-Piston	130	110-3740	1	Metal-Crankshaft (-0.40Mm)
40	100-1835	6	Circlip-Internal	160	100-1836	2	Metal-Side (STD)
50	125-9070	3	Connecting Rod ASM	160	121-3847	2	Metal-Side (+.20Mm)
60	110-3736	3	Bushing-Pin, Piston	160	100-1839	2	Metal-Side (+0.40Mm)
70	100-1999	6	Bolt-Rod, Connecting	170	117-0309	2	Metal-Side (STD)
80	100-2000	3	Metal-Crankpin (STD)	170	121-2428	2	Metal-Side (+.20Mm)
80	100-1942	3	Metal-Crankpin (-0.20Mm)	170	100-1841	2	Metal-Side (+0.4Mm)
80	100-1943	3	Metal-Crankpin (-0.40Mm)	180	100-1890	1	Collar-Crankshaft
90	117-0308	1	Crankshaft	190	100-1974	1	Slinger-Oil
100	100-1791	3	Ball	200	100-2209	1	O-Ring



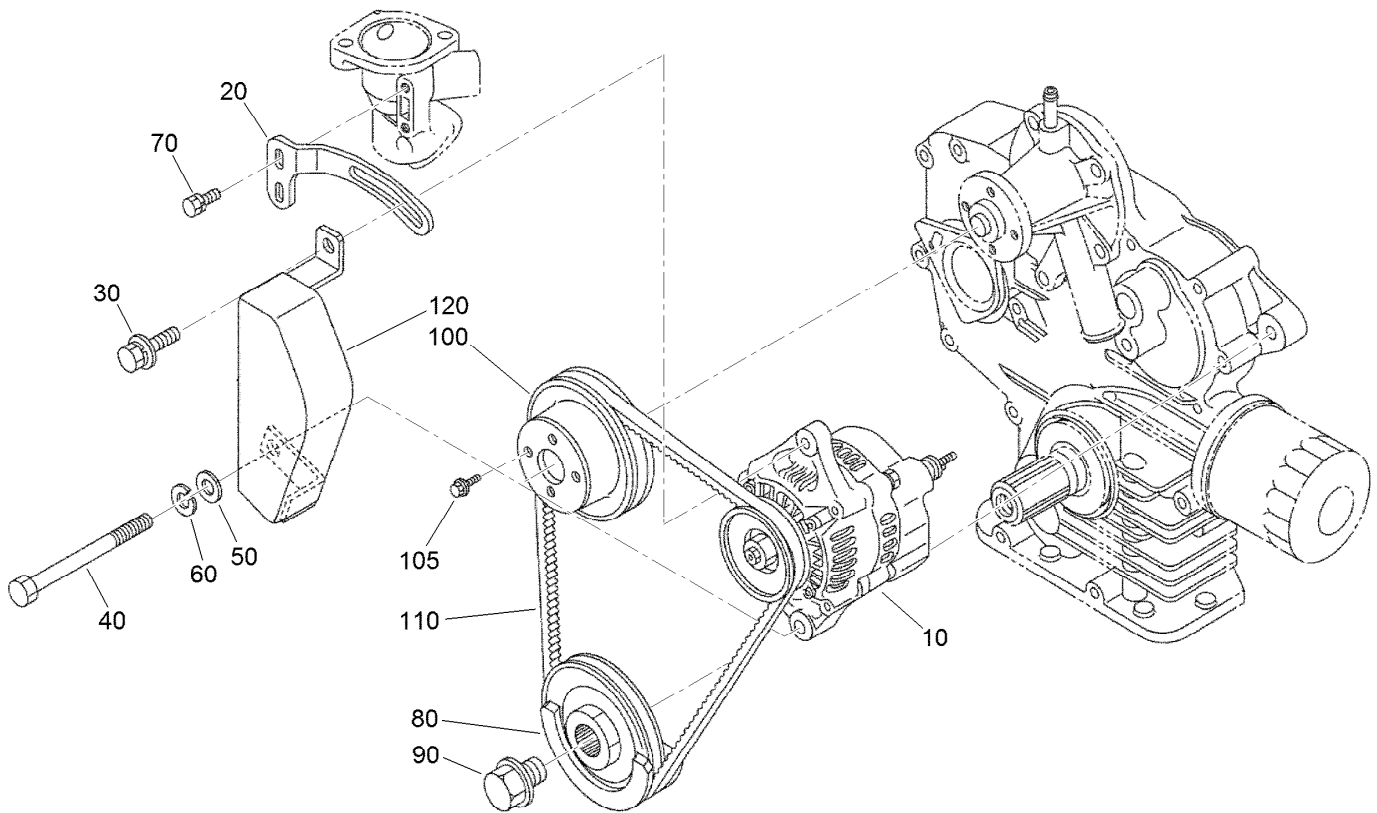
## Flywheel, Starter and Sensor Switch Assembly

<i>Ref.</i>	<i>Part Number</i>	<i>Qty.</i>	<i>Description</i>
10	125-9153	1	Flywheel ASM
20	105-3722	1	Gear-Ring
30	125-9051	5	Bolt-Flywheel
40	145-2653	1	Kit - Rear End Plate Replacement
50	110-3754	10	Bolt
60	125-9103	1	Sensor Stick ASM
70	125-9094	1	Bolt-Flange
80	125-9144	1	Holder-Sensor
90	108-2873	1	Bolt-Flange
100	110-3800	1	Starter ASM
110	98-7697	2	Bolt
120	98-7534	2	Nut
140	98-7534	1	Nut
150	105-2893	1	Washer-Spring



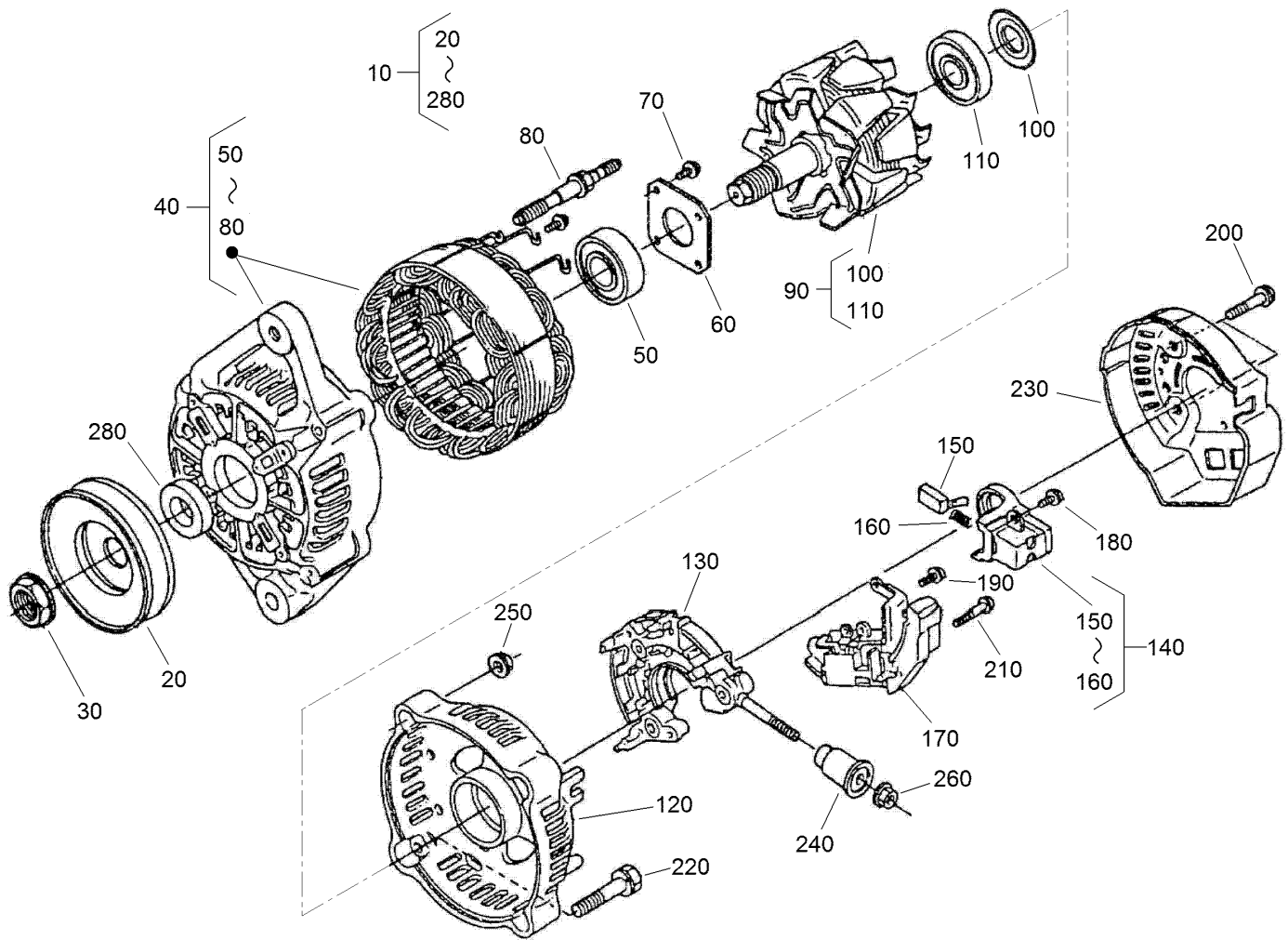
## Injection and Fuel Pump Covers Assembly

<i>Ref.</i>	<i>Part Number</i>	<i>Qty.</i>	<i>Description</i>
10	125-9098	1	Cover
20	125-9105	1	Gasket
30	99-8348	1	Bolt
40	98-7654	1	Gasket
50	98-9350	3	Bolt
60	99-3514	1	Cover
70	98-9636	1	Gasket-Pump, Fuel
80	98-7692	2	Bolt



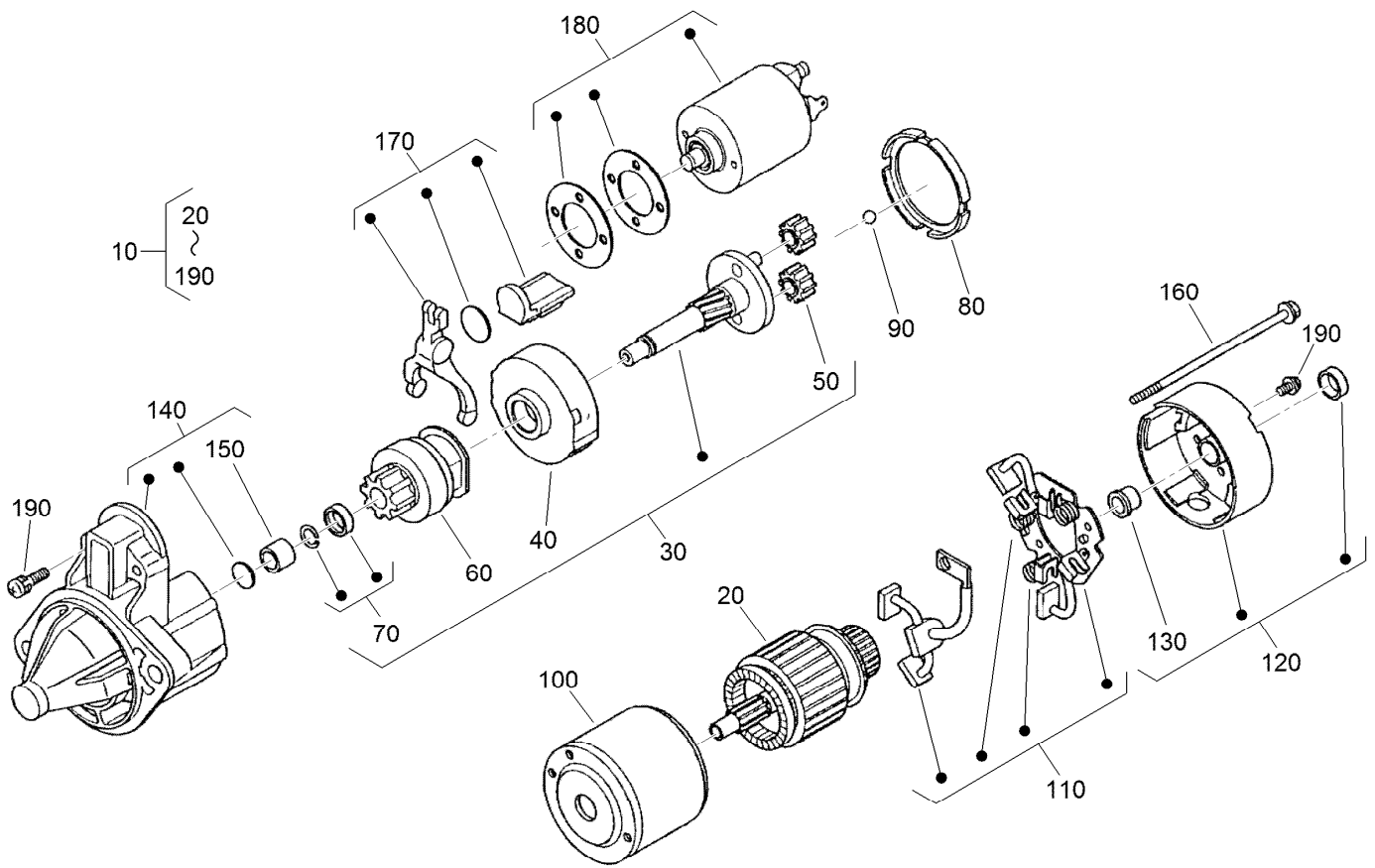
## Alternator and Pulley Assembly

<i>Ref.</i>	<i>Part Number</i>	<i>Qty.</i>	<i>Description</i>
10	117-5541	1	60 Amp Alternator ASM
20	117-0314	1	Stay-Alternator
30	121-3800	1	Bolt-Sems
40	125-9091	1	Bolt-Hex
50	120-5832	1	Washer-Plain
60	105-2893	1	Washer-Spring
70	98-7692	2	Bolt
80	100-1921	1	Pulley-Fan
90	100-1978	1	Bolt
100	125-9154	1	Pulley-Drive, Fan
105	99-8363	4	Bolt-Flange
110	110-3796	1	Belt-V
120	117-0315	1	Cover-Alternator



## Alternator Components Assembly

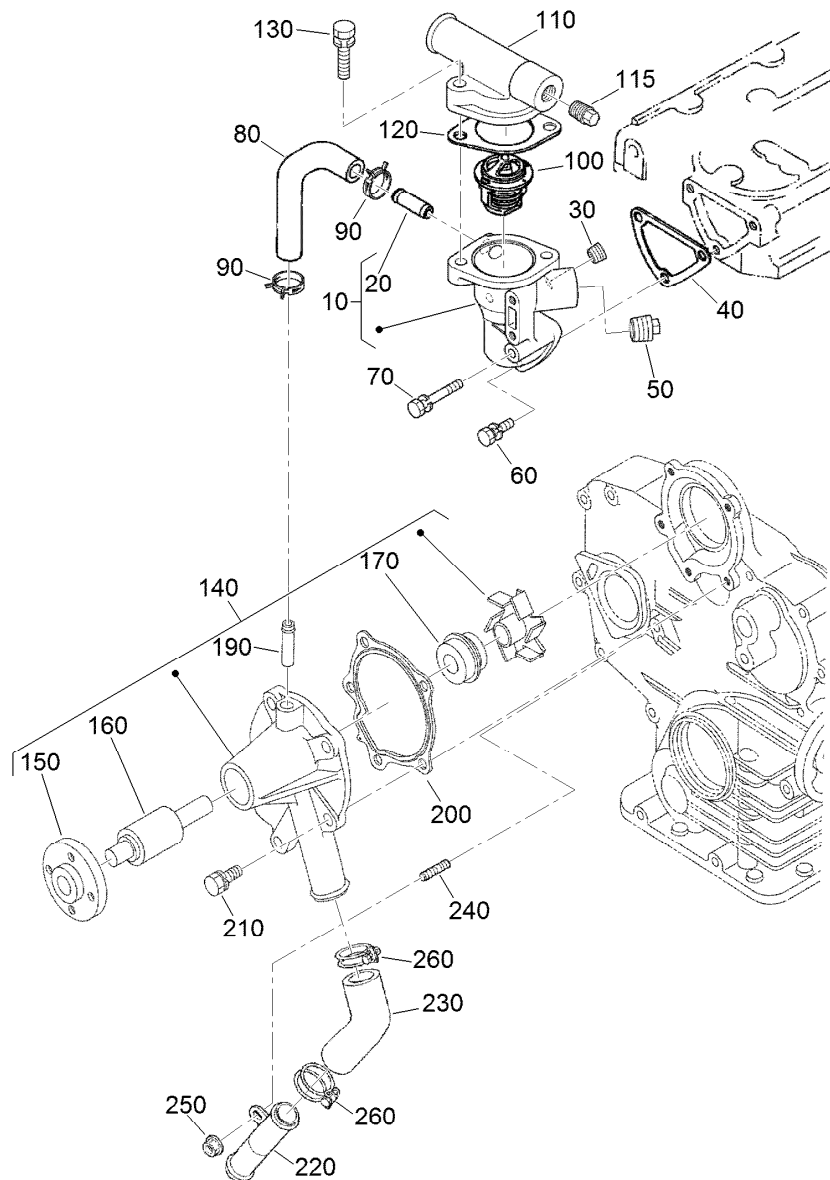
Ref.	Part Number	Qty.	Description	Ref.	Part Number	Qty.	Description
10	117-5541	1	60 Amp Alternator ASM	150	98-7724	2	Brush
20	98-9453	1	Pulley-Dynamo	160	98-7725	2	Spring-Brush
30	98-7708	1	Nut	170	117-0319	1	Regulator ASM
40	117-0316	1	Drive End Frame ASM	180	98-7727	6	Screw-Head, Round
50	133-2811	1	Bearing	190	98-7728	1	Screw-Head, Round
60	98-7715	1	Plate-Retainer	200	98-7729	3	Bolt
70	98-7716	4	Screw-Head, Round	210	98-7726	2	Screw-Head, Round
80	98-7717	2	Bolt-Through	220	98-7731	2	Bolt
90	117-0317	1	Rotor ASM	230	117-0320	1	Cover-End
100	98-7711	1	Cover-Bearing	240	117-0321	1	Insulation-Brush
110	107-0138	1	Bearing-Ball	250	98-7730	2	Nut
120	133-2813	1	Frame-End	260	98-7732	1	Nut
130	117-0322	1	Holder	280	98-7709	1	Collar
140	107-0141	1	Brush Holder ASM				



## Starter Components Assembly

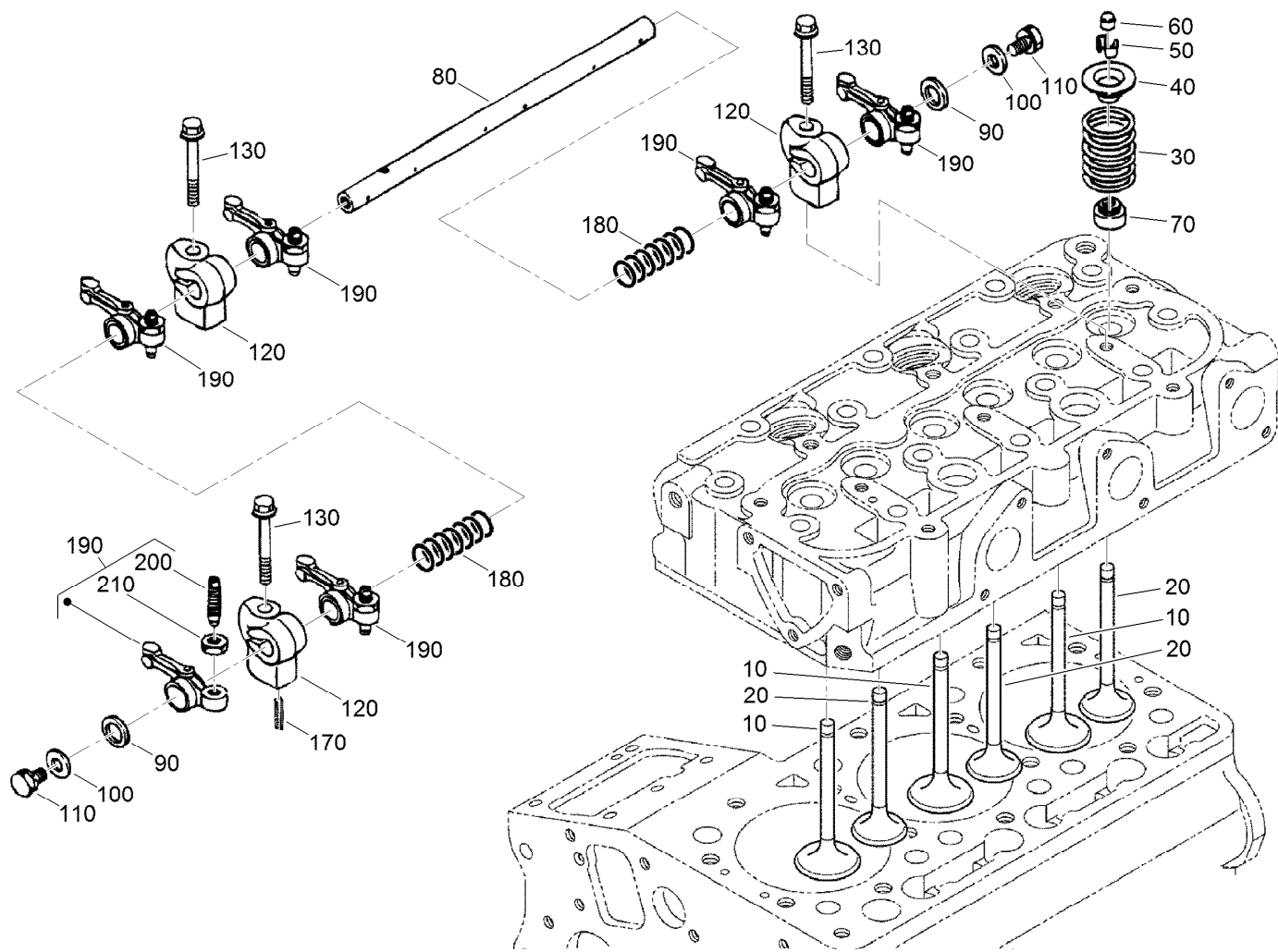
<i>Ref.</i>	<i>Part Number</i>	<i>Qty.</i>	<i>Description</i>	<i>Ref.</i>	<i>Part Number</i>	<i>Qty.</i>	<i>Description</i>
10	110-3800	1	Starter ASM	110	110-3810	1	Brush Holder ASM
20	110-3801	1	Armature	120	110-3811	1	Rear Bracket ASM
30	110-3802	1	Shaft ASM	130	110-3812	1	Bushing
40	120-3142	1	Gear-Internal	140	110-3813	1	Front Bracket ASM
50	110-3804	3	Gear-Planetary	150	110-3814	1	Bushing
60	110-3805	1	Clutch-Running, Over	160	110-3815	2	Bolt
70	110-3806	1	Stopper	170	110-3816	1	Fork Lever ASM
80	120-3143	1	Gasket	180	125-9099	1	Switch-Magnetic
90	110-3808	1	Ball	190	110-3818	1	Screws (Set Of 4)
100	110-3809	1	Yoke				





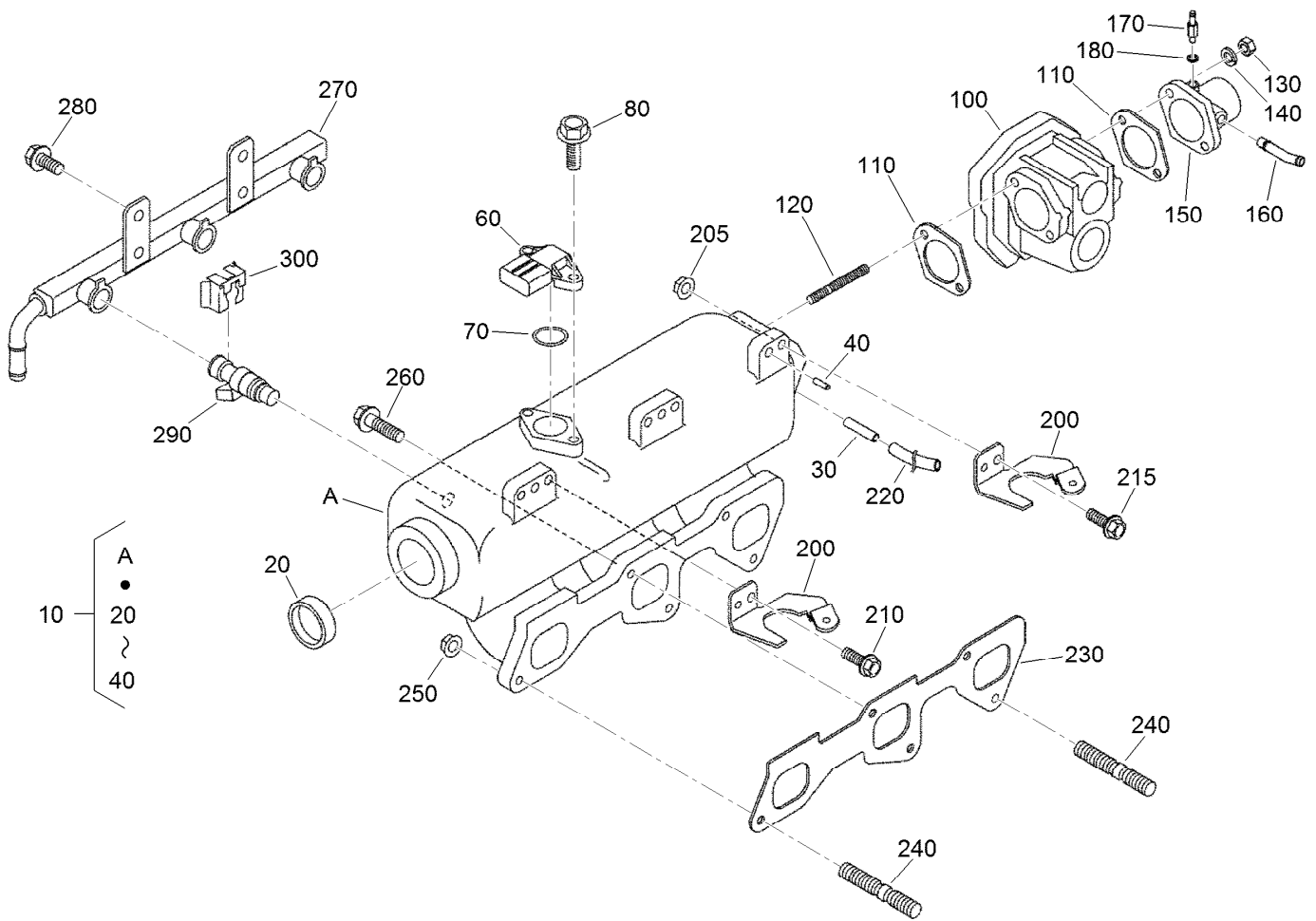
## Thermostat and Water Pump Assembly

<i>Ref.</i>	<i>Part Number</i>	<i>Qty.</i>	<i>Description</i>	<i>Ref.</i>	<i>Part Number</i>	<i>Qty.</i>	<i>Description</i>
10	110-3819	1	Water Flange ASM	130	98-7777	2	Bolt
20	98-9580	1	Pipe-Return, Water	140	110-3824	1	Water Pump ASM
30	98-9444	1	Plug	150	100-1933	1	Flange-Pump, Water
40	110-3820	1	Gasket-Flange, Water	160	100-1934	1	Bearing-Ball
50	110-3821	1	Plug	170	99-3518	1	Water Pump Seal ASM
60	98-7692	2	Bolt	190	100-1932	1	Pipe-Return, Water
70	105-3797	1	Bolt	200	117-0330	1	Gasket-Pump, Water
80	110-3822	1	Pipe-Return, Water	210	100-1750	4	Bolt
90	125-9078	2	Clamp-Hose	220	100-1918	1	Pipe-Water
100	98-7778	1	Thermostat ASM	230	110-3827	1	Pipe-Water
110	120-7575	1	Cover-Thermostat	240	100-1924	1	Stud
115	125-9079	1	Plug	250	100-2203	1	Nut-Flange
120	105-3748	1	Gasket-Thermostat	260	110-3828	2	Band-Pipe



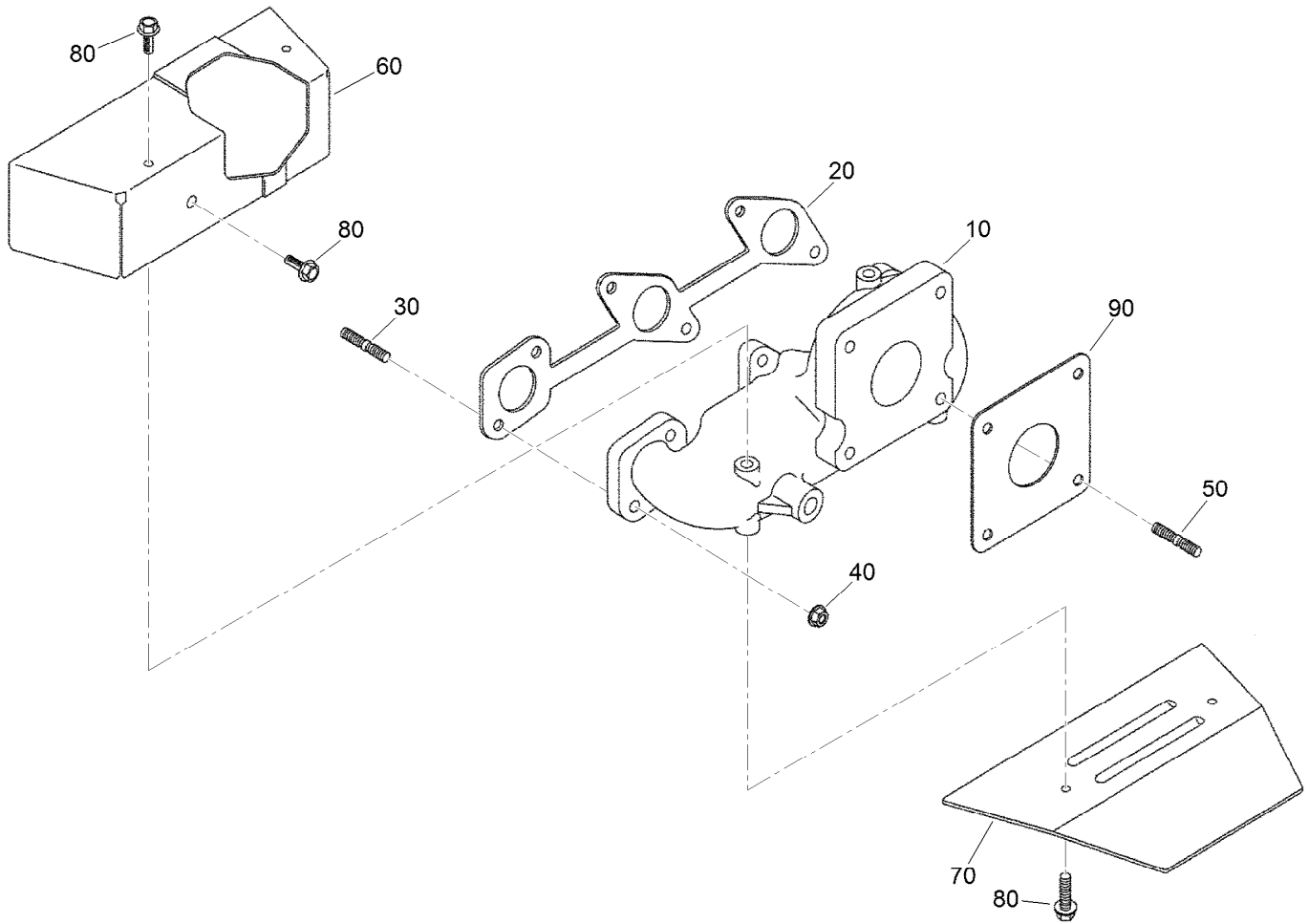
## Valve and Rocker Arm Assembly

<i>Ref.</i>	<i>Part Number</i>	<i>Qty.</i>	<i>Description</i>	<i>Ref.</i>	<i>Part Number</i>	<i>Qty.</i>	<i>Description</i>
10	125-9106	3	Valve-Inlet	100	100-1927	2	Washer-Plain
20	125-9114	3	Valve-Exhaust	110	100-1762	2	Bolt
30	100-1823	6	Spring-Valve	120	110-3833	3	Bracket-Arm, Rocker
40	100-1825	6	Retainer-Spring, Valve	130	110-3834	3	Bolt-Flange
50	120-3136	6	Collet-Spring, Valve	170	98-7602	1	Pin-Spring
60	100-2155	6	Cap-Valve	180	110-3835	2	Spring
70	125-9128	6	Seal-Stem, Valve	190	100-1884	6	Rocker Arm ASM
80	110-3831	1	Shaft-Arm, Rocker	200	100-1885	6	Screw-Adjusting
90	100-2044	2	Washer	210	100-1827	6	Nut



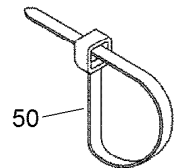
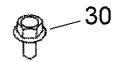
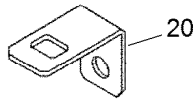
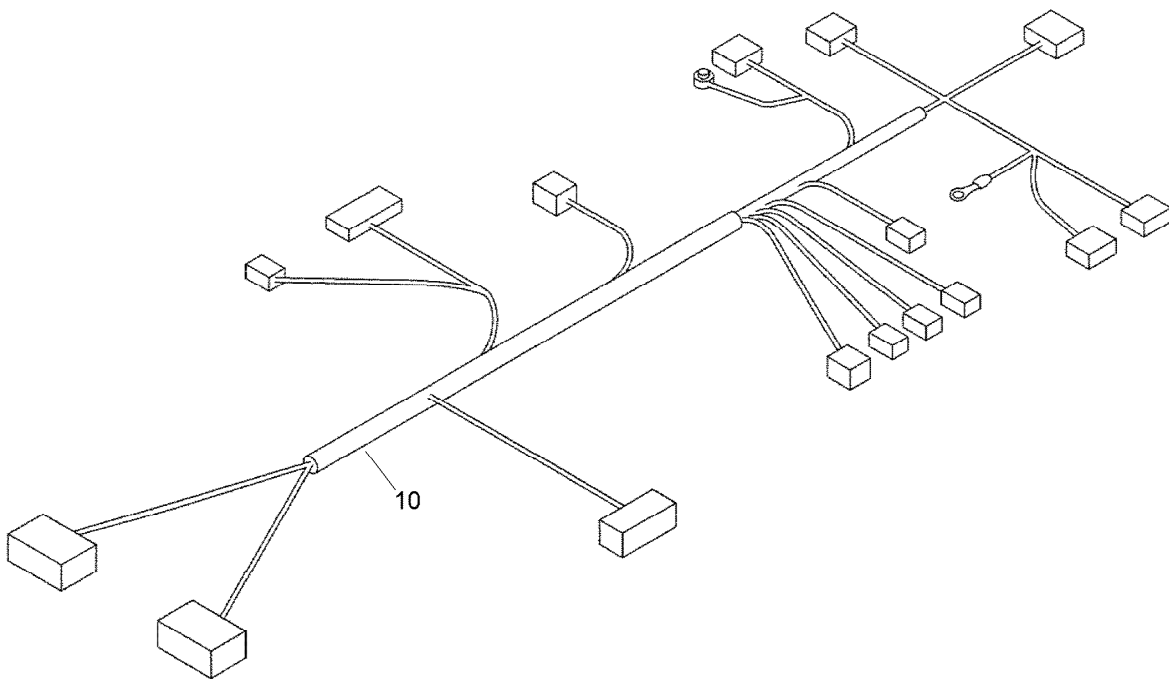
## Inlet Manifold Assembly

Ref.	Part Number	Qty.	Description	Ref.	Part Number	Qty.	Description
10	125-9122	1	Intake Manifold ASM	180	98-7654	1	Gasket
20	98-7539	1	Cap-Sealing	200	125-9146	3	Stay-Coil, Ignition
30	125-9158	1	Pin-Pipe	205	100-2203	1	Nut-Flange
40	98-9375	3	Pin-Straight	210	99-8363	2	Bolt-Flange
60	125-9110	1	Sensor (Tmap)	215	105-3789	1	Bolt
70	125-9112	1	O Ring	220	125-9097	1	Tube-Fuel
80	125-9111	2	Bolt-Flange	230	125-9123	1	Gasket-Manifold, Intake
100	125-9136	1	Throttle Body ASM	240	125-9092	2	Stud
110	125-9104	2	Gasket-Cleaner, Air	250	100-2203	2	Nut-Flange
120	125-9093	2	Stud	260	98-9352	3	Bolt
130	98-7534	2	Nut	270	125-9137	1	Rail-Ignition, Fuel
140	105-2893	2	Washer-Spring	280	98-7692	2	Bolt
150	125-9121	1	Flange-Cleaner, Air	290	125-9107	3	Injector
160	110-3837	1	Pipe-Breather	300	125-9138	3	Stopper-Injector
170	98-9431	1	Screw-Bleeder, Air				



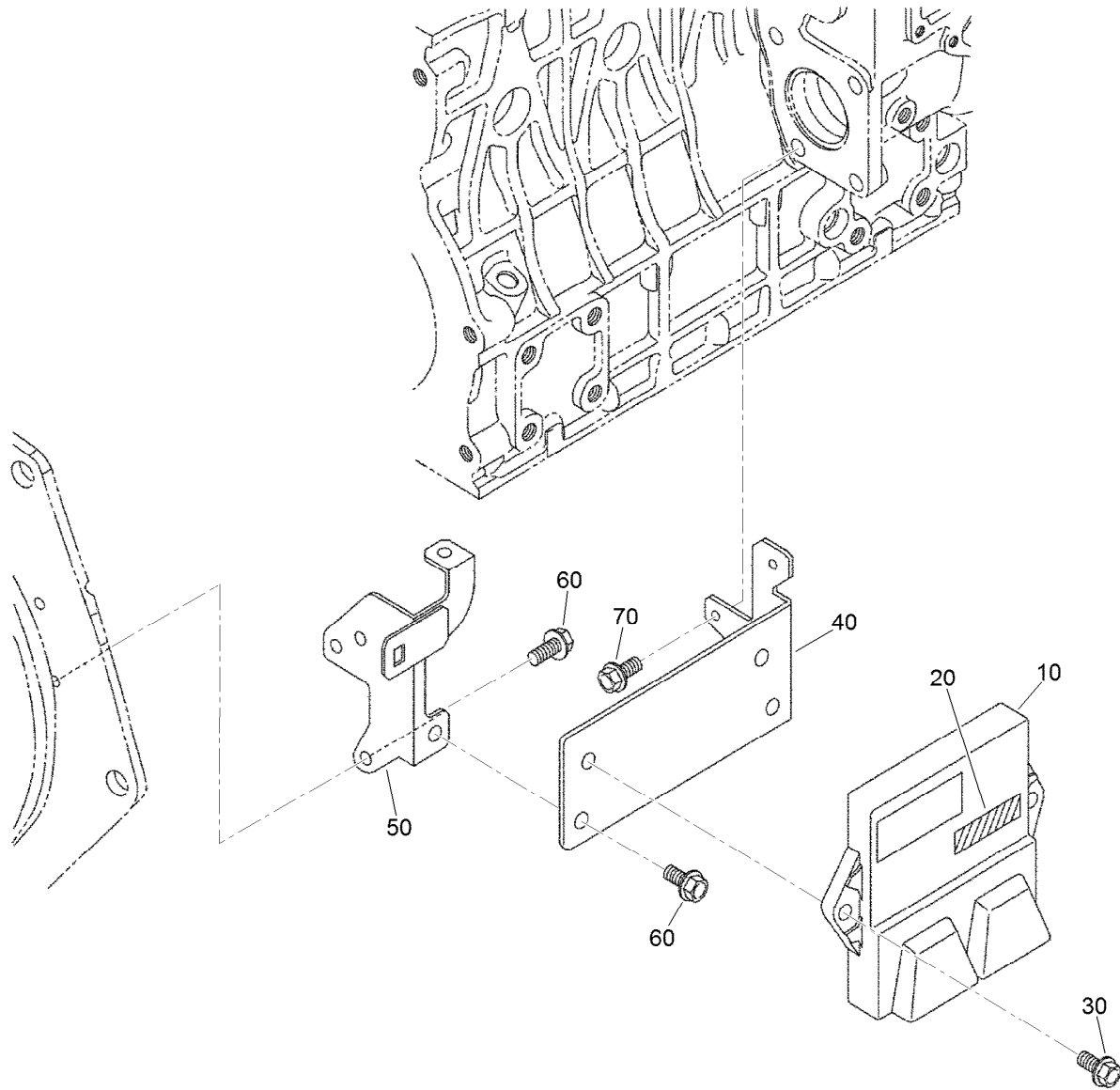
## Exhaust Manifold Assembly

Ref.	Part Number	Qty.	Description
10	125-9125	1	Manifold-Exhaust
20	110-3840	1	Gasket-Manifold, Exhaust
30	125-9149	6	Bolt-Stud
40	100-1778	6	Nut
50	125-9100	4	Stud
60	125-9126	1	Cover-Upper
70	125-9127	1	Cover-Lower
80	125-9090	5	Bolt
90	125-9108	1	Gasket-Muffler



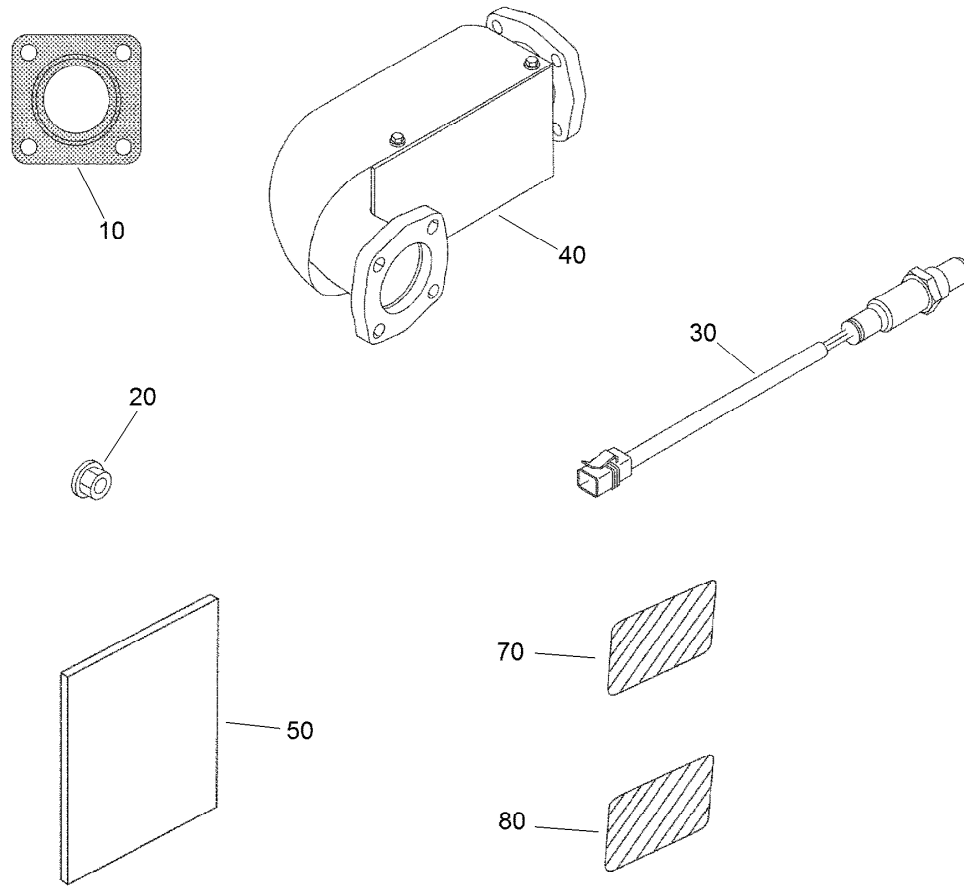
## Wire Harness Assembly

<i>Ref.</i>	<i>Part Number</i>	<i>Qty.</i>	<i>Description</i>
10	125-9143	1	Harness-Wire, E C U
20	125-9157	1	Stay-Boom, Harness
30	115-8504	1	Bolt-Flange
50	125-9101	2	Band-Cord



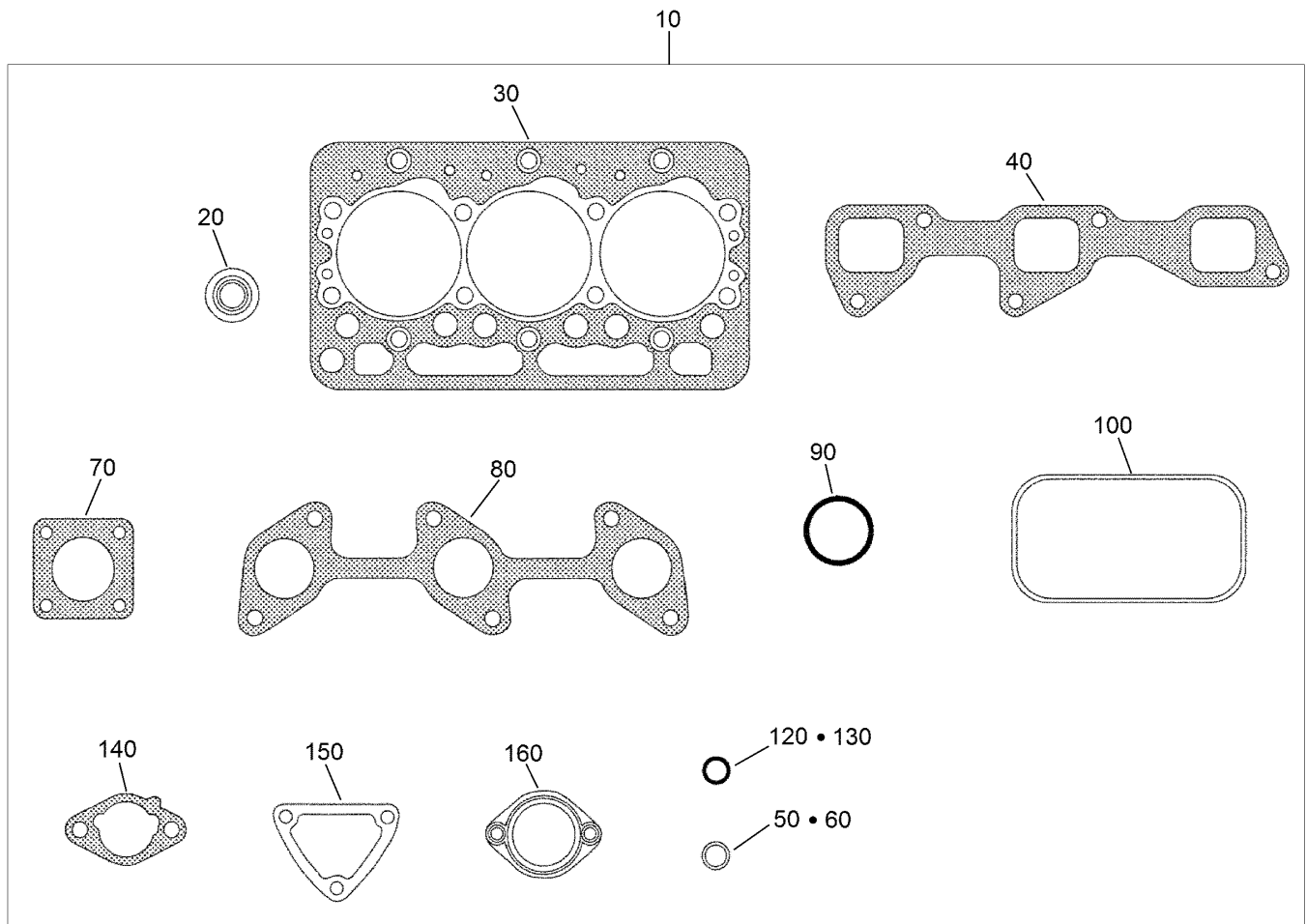
## Electronic Control Unit Assembly

<i>Ref.</i>	<i>Part Number</i>	<i>Qty.</i>	<i>Description</i>
10	125-9156	1	E C U ASM
20	125-9147	1	Label
30	108-2873	2	Bolt-Flange
40	125-9140	1	Stay-E C U
50	125-9141	1	Stay-E C U
60	100-1774	3	Bolt-Flange
70	115-8504	2	Bolt-Flange



## Operator Manual and Miscellaneous Engine Parts

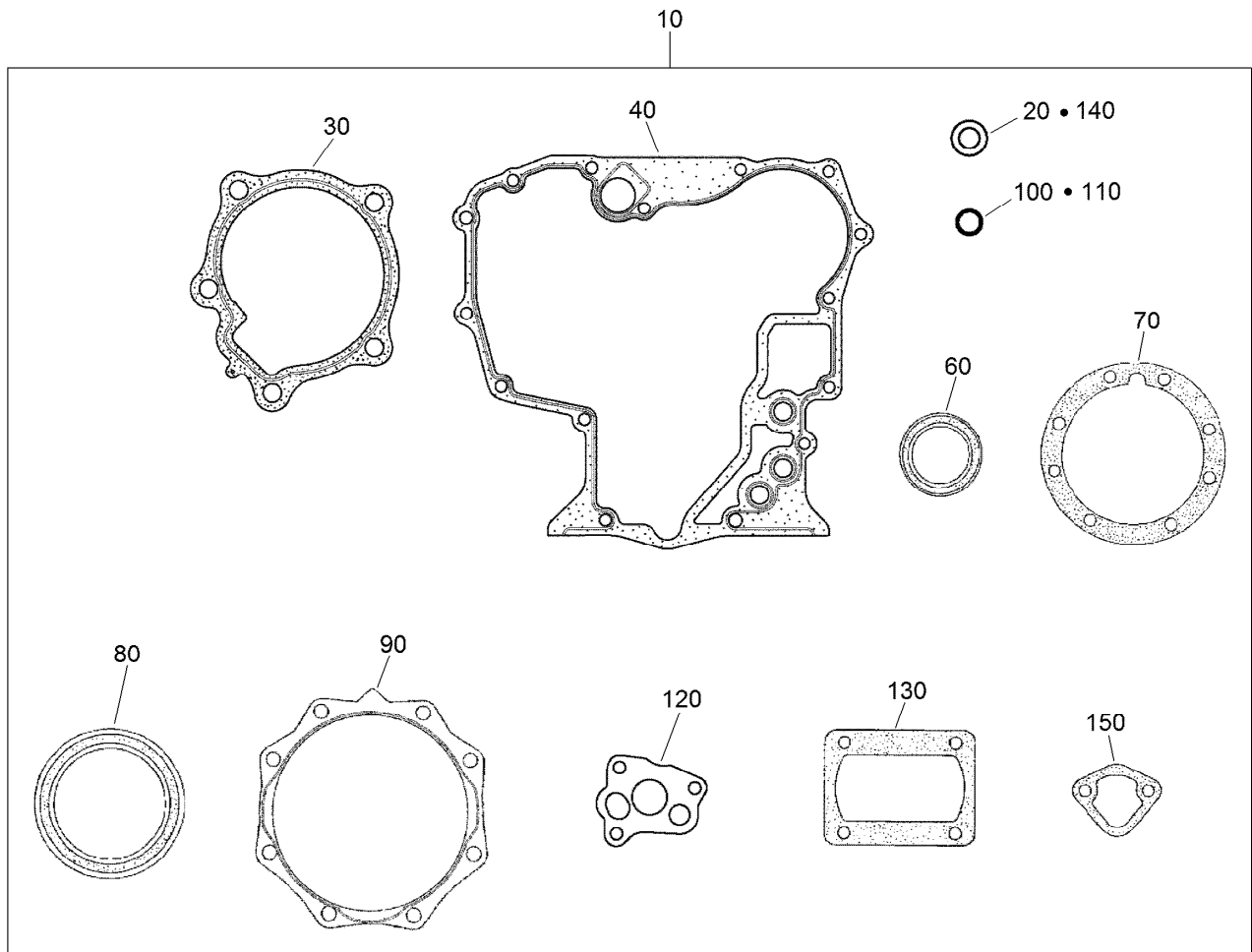
<i>Ref.</i>	<i>Part Number</i>	<i>Qty.</i>	<i>Description</i>
10	125-9108	1	Gasket-Muffler
20	125-9095	4	Nut
30	121-3511	1	Sensor-O2 F/W
40	125-9118	1	Converter-Catalytic (F/W Engine)
50	125-9148	1	Operator Manual
70	110-0806	1	Decal-Caution
80	110-3843	1	Label-Instruction



## Upper Engine Gasket Kit

Ref.	Part Number	Qty.	Description
10	125-9150	1	Upper Gasket Kit
20	125-9128	6	Seal-Stem, Valve
30	125-9113	1	Gasket-Head
40	125-9123	1	Gasket-Manifold, Intake
50	125-9112	1	O Ring
60	99-3446	1	O-Ring
70	125-9108	1	Gasket-Muffler
80	110-3840	1	Gasket-Manifold, Exhaust
90	110-3846	1	O Ring-Breather
100	125-9130	1	Gasket-Cover, Head
120	125-9096	1	Gasket
130	98-7654	1	Gasket
140	125-9104	2	Gasket-Cleaner, Air
150	110-3820	1	Gasket-Flange, Water
160	105-3748	1	Gasket-Thermostat





## Lower Engine Gasket Kit

<i>Ref.</i>	<i>Part Number</i>	<i>Qty.</i>	<i>Description</i>
10	125-9155	1	Lower Gasket Kit
20	98-7524	1	Gasket
30	117-0330	1	Gasket-Pump, Water
40	117-0327	1	Gasket-Case, Gear
60	120-7852	1	Seal-Oil
70	100-1873	1	Gasket-Case, Bearing
80	110-3724	1	Seal-Oil
90	100-1876	1	Gasket-Cover, Case
100	100-2209	1	O-Ring
110	105-3776	1	O-Ring
120	100-2003	1	Gasket-Pump, Oil
130	125-9105	1	Gasket
140	98-7654	1	Gasket
150	98-9636	1	Gasket-Pump, Fuel

# Attachments and Accessories

## For 07383 Workman HDX Utility Vehicle

<b>Product Name</b>	<b>Model/Part</b>
Hitch Pin .....	100-4523
Pro Sweep Turf Sweeper .....	07068
Jack Stand .....	105-9482-03
Spark Arrestor Screen .....	94-8157
High-Flow Hydraulic Kit .....	07316
Spreader Base Unit .....	41253
Vicon Spreader .....	41256
Backup Alarm Kit .....	127-8729
Bed Liner .....	07331
Topdresser 1800 .....	44225
Topdresser 1800 Lift Kit .....	92-4452
Hitch ASM .....	131-3462
MVP Kit 400hr Workman HDX(07386)2013+ .....	30248
External Antenna Kit, Wireless Hourmeter System .....	115-9524
Topdresser 2500 .....	44507
Base Station Kit, Wireless Hourmeter System .....	115-9542
Core Harvester Adapter Kit .....	44242
Synthetic Turf Conditioner, Tow-Behind Accessory .....	08791
Repeater Kit, Wireless Hourmeter System .....	115-9543
Rear PTO Kit .....	07419
Multi Pro WM Turf Sprayer .....	41240
Cab Kit .....	07392
Door Kit with Sliding Window .....	07393
Heater Kit .....	07349
12 Inch Rear Wheel Weights .....	81115
Worklight Kit .....	117-4827
Backup Alarm Kit .....	107-8037
High Air Intake Kit .....	121-6285
Side Mirror Kit .....	115-7849
Tailpipe Extension Kit .....	127-7397
Tire-Rear, 24x13-12 .....	110-5132
PTO Over Running Clutch Kit .....	92-2655
Fuse Block .....	92-2641
1/3 Area Cover Kit .....	127-8739
Remote Hydraulic Float Kit .....	117-4828
Canopy .....	07372
Windshield .....	07373
Premium ATF (Drum) .....	108-1185
Premium ATF (Pail) .....	108-1186
Premium All Purpose Grease (Tube) .....	108-1190
Horn Kit .....	115-7825
Remote Hydraulics Manifold Kit .....	110-2626
Roll-Over Protection System Signal Kit .....	117-4825
4 Post Roll-Over Protection System .....	07378
Receiver Hitch Kit .....	117-4831
Trailer Signal Kit .....	117-4836

## Attachments and Accessories (continued)

Trailer Brake Kit .....	125-0123
Tire/Wheel ASM (24 X 13-12) .....	131-8432
Canopy for Four-Post Roll-Over Protection System Kit .....	119-9457
Tire-Rear, Industrial .....	99-1091
Wheel-12in x 8.0in .....	114-8260
Road Light and Homologation Kit .....	120-5030
Brake and Signal Light Kit .....	120-5045
ProPass 200 Top Dresser with Twin Spinner and Wireless Control .....	44751
ProPass 200 Top Dresser with Twin Spinner .....	44701
Door Mount Mirror Kit .....	136-1997
Pro Force Debris Blower .....	44553
Pro Force Debris Blower .....	44552
Exterior Mirror Kit .....	130-5448
Interior Mirror Kit .....	130-5449
Beacon Kit .....	130-5484
Work Light Kit .....	130-5485
Windshield Washer Fluid Kit, 2015 and after Workman MD/HD Series Utility Vehicle .....	130-5615
Small Seat Cover .....	131-6690
LED Worklight Kit .....	133-0554
ROPS Beacon Kit .....	133-0609
Aggressive Tire Kit .....	07422
Bracket-light, Canopy .....	133-0627
Pro Force Debris Blower .....	44554
Wheel/Tire ASM, A404 (20X9-12)Smooth .....	136-6334
Wheel/Tire ASM, A404 (24X12-12)Smooth .....	136-6335
Wheel/Tire ASM, A502 (20X9-12)Semi-Aggressive .....	136-6308
Wheel/Tire ASM, K502 (24X12-12)Semi-Aggressive .....	136-6309
Hand Throttle Kit, Serial Number 400000000 and After Workman HDX Utility Vehicle .....	07408
Wireless Hourmeter .....	115-4754
Wireless Hourmeter Kit .....	138-5655



**Count on it.**