



Groundsmaster[®] 328-D

2WD and 4WD Traction Unit

Model No. 30630-210000001 and Up

Model No. 30631-210000001 and Up

Parts Catalog

Ordering Replacement Parts

To order replacement parts, please supply: the part number, the quantity, and the description of each part desired.

Understanding Reference Numbers

Each identified part in an illustration has a reference number. The reference number for a part also appears in the parts list, along with other information about the part.

This catalog uses two special reference number formats, one to indicate parts in a service assembly and another to indicate the quantity of a given part in an illustration.

Service Assembly Reference Numbers

Parts in service assemblies have reference numbers in the form **a:b**. The **a** represents the reference number of the entire service assembly and the **b** represents a sequential number unique to each part within the service assembly.

For example, a wheel assembly might be identified by reference number **6**, the tire by **6:1**, the valve by **6:2**, and the wheel by **6:3**. When you order the assembly identified by reference number **6**, you receive all parts identified by reference numbers **6:1**, **6:2**, and **6:3**. However, you may also order any part individually.

Reference numbers of this type appear in illustrations and in part lists.

Reference Numbers Indicating Quantity

In an illustration, if a reference number indicates more than one part, the reference number has the form **nX y**. The **n** represents the quantity of the part, the **X** is the multiplication symbol, and the **y** represents the reference number.

For example, in an illustration, the reference number **2X 37** means that two of the parts identified by reference number **37** are indicated.

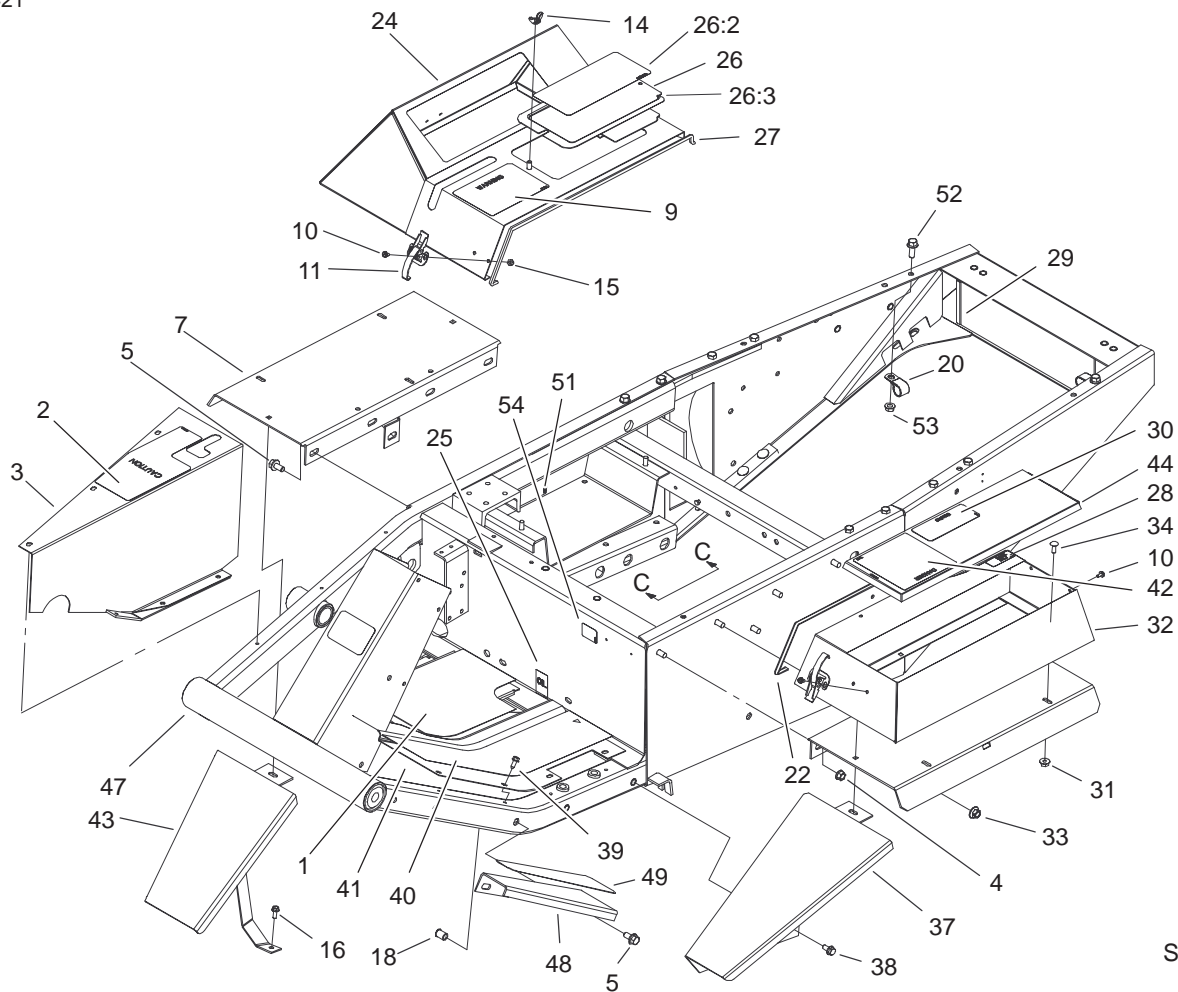
Contents

Description	Page	Description	Page
Frame Assembly	4	4 Wheel Drive Rear Axle Assembly No. 95-7501 (Continued)	
Frame Assembly No. 98-3879	5	Bevel Gear Case Assembly (only on: 30631)	46
Battery and Relay Bracket Assembly	6	4 Wheel Drive Rear Axle Assembly No. 95-7501 (Continued)	
Instrument Panel Assembly	7	Bevel Gear Shaft Assembly (only on: 30631)	47
Relay Assembly	8	4 Wheel Drive Rear Axle Assembly No. 95-7501 (Continued)	
Pedal Assembly	9	Axle Case Assembly (only on: 30631)	48
Power Steering Assembly	11	4 Wheel Drive Rear Axle Assembly No. 95-7501 (Continued)	
Power Steering Unit Assembly No. 92-7308	12	Axle Assembly (only on: 30631)	49
Engine Installation Assembly	13	Front Axle Assembly No. 86-9600-03 (Only on: 30630)	50
PTO and Shaft Assembly	14	Front Axle Assembly No. 86-9630-03 (Only on: 30631)	52
Valve and Cylinder Assembly	16	Brake Assembly	54
Hydraulic Cylinder Assembly No. 100-6586 (2-1/2in. Bore)	18	Electrical Schematic	55
Hydraulic Cylinder Assembly No. 100-6591(Optional) (3 in. Bore)	19	Hydraulic Schematic	56
Valve Assembly No. 43-1710-01	20	Engine and Mounting Components Assembly	57
Radiator and Hood Assembly	21	Crankcase Assembly	60
Hydrostatic Transmission Assembly	23	Oil Pan Assembly	61
Hydrostatic Transmission Assembly No. 92-8947	25	Cylinder Head Assembly	62
4 Wheel Drive Rear Axle Assembly (only on: 30631)	27	Gear Case, Oil Filter and Cover Assembly	63
Bi-Directional Clutch Assembly No. 95-6296 (only on: 30631)	30	Head Cover Assembly	64
Cylinder Assembly No. 99-2415 (only on: 30631)	31	Dipstick and Guide Assembly	65
Tie Rod Assembly No. 98-3871-03 (only on: 30631)	32	Main Bearing Case Assembly	66
Driveshaft Assembly No. 98-5009 (only on: 30631)	33	Camshaft and Idler Gear Shaft Assembly	67
Push Arm and ROPS Assembly	34	Piston and Crankshaft Assembly	68
Water and Fuel Filter Assembly	36	Flywheel Assembly	69
Water and Fuel Filter No. 98-9305	37	Fuel, Camshaft and Governor Shaft Assembly	70
Fuel Tank and Front Axle Assembly	38	Idle Apparatus and Stop Solenoid Assembly	71
2 Wheel Drive Rear Axle Assembly (only on: 30630)	40	Injection Pump Assembly	72
Hydraulic Cylinder Assembly No. 92-7828 (only on: 30630)	42	Injection Pump Assembly No. 98-9643	73
4 Wheel Drive Rear Axle Assembly No. 95-7501 Bevel Pinion Shaft Assembly (only on: 30631)	43	Governor Assembly	74
4 Wheel Drive Rear Axle Assembly No. 95-7501 (Continued)		Speed Control Plate Assembly	75
Differential Assembly (only on: 30631)	44	Nozzle Holder Glow Plug Assembly	76
4 Wheel Drive Rear Axle Assembly No. 95-7501 (Continued)		Nozzle Holder Assembly No. 98-9468	77
Axle Support Assembly (only on: 30631)	45	Alternator and Pulley Assembly	78
		Alternator Assembly	79
		Starter Mount Assembly	80
		Starter Assembly No. 98-9705	81
		Water Flange and Thermostat Assembly	82
		Water pump and Water Pipe Assembly	83
		Valve and Rocker Arm Assembly	84
		Inlet and Exhaust Manifold Assembly	85

Part Description Abbreviations

Part descriptions in this catalog may include the following abbreviations.

Abbreviation	Meaning	Abbreviation	Meaning
AR	as required	HYD	hydraulic
ASM	assembly	INC	incorporated
CARR	carriage	LH	left hand
DEG	degrees	NI	nylon insert
FH	flat head	PPH	Phillips pan head
GA	gauge	PTH	Phillips truss head
HF	hex flange	PTO	power take off
HH	hex head	RH	right hand
HHF	hex head flange	SFH	slotted fillister head
HLH	hex lag head	SHH	slotted hex head
HJ	hex jam	SQH	square head
HOC	height-of-cut	SHWH	slotted hex washer head
HS	hex socket	SPH	slotted pan head
HSBH	hex socket button head	SRH	slotted round head
HSFH	hex socket flat head	STD	standard
HSH	hex socket head	TAP	self tapping
HWH	hex washer head	TTH	Torx truss head
HWHTF	hex washer head thread forming	WH	wing head

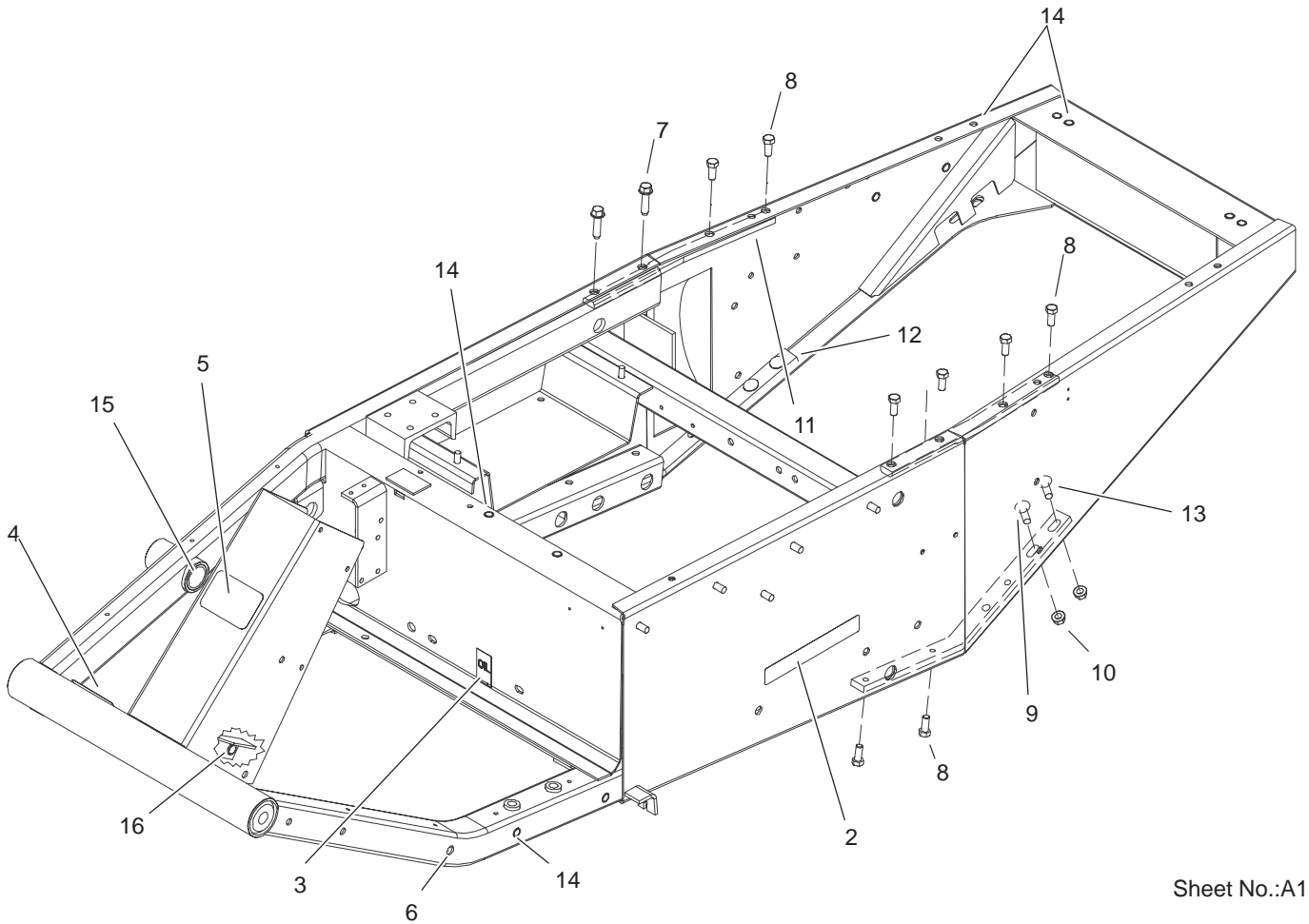


Sheet No.:2

Frame Assembly

Ref. No.	Part No.	Qty.	Description
1	21-2770	1	Pad-Floor Plate, RH
2	93-7832	1	Decal-Caution
3	21-2660-01	1	Side Plate-Foot Rest
4	32128-21	2	Nut-HF
5	3234-12	5	Screw-HHF
7	105-2596-01	2	Fender ASM
9	93-7806	1	Decal-Caution
10	3290-144	9	Screw-SHWH
11	249-21	3	Clamp-Slotted
14	32103-2	1	Nut-Wing
15	3296-2	9	Nut-Lock
16	3234-33	1	Screw-HHF
18	32148-9	1	Nut-Insert
20	2412-4	2	Clamp
22	37-9650	1	Trim-Tool Box
24	38-4550-03	1	Cover-Instruments
25	93-7823	1	Decal - Oil
26	105-2565	1	Battery Cover ASM
26:2	105-2532	1	Decal-Starting Instructions, Gm
26:3	92-7801	1	Shield - Battery Cover
27	39-8020	1	Trim-Instrument Cover
28	93-6680	1	Decal-Diesel Only
29	43-4300	2	Trim-Frame, Rear
30	93-7822	1	Decal - Refueling

Ref. No.	Part No.	Qty.	Description
31	32128-33	5	Nut-HF
32	93-3182-03	1	Box-Tool
33	32128-19	6	Nut-HF
34	3229-1	5	Screw-CARR
37	68-8610-01	1	Extension-Fender
38	3234-14	2	Screw-HHF
39	32144-10	11	Screw-HWH
40	21-2760	1	Pad-Floor Plate, LH
41	88-0070-01	1	Plate-Floor
42	93-7839	1	Decal-Danger (only on: 30631)
43	93-7626-01	1	Fender-RH
44	93-3177-03	1	Cover-Tool Box
47	98-3879	1	Frame ASM
48	93-7410-01	1	Panel - Footrest
49	66-3200	1	Tread-Footerest, LH
51	93-6668	1	Decal-Battery
52	3234-11	2	Screw-HHF
53	3290-357	2	Nut-Flange, Lock
54	93-7252	1	Decal-International

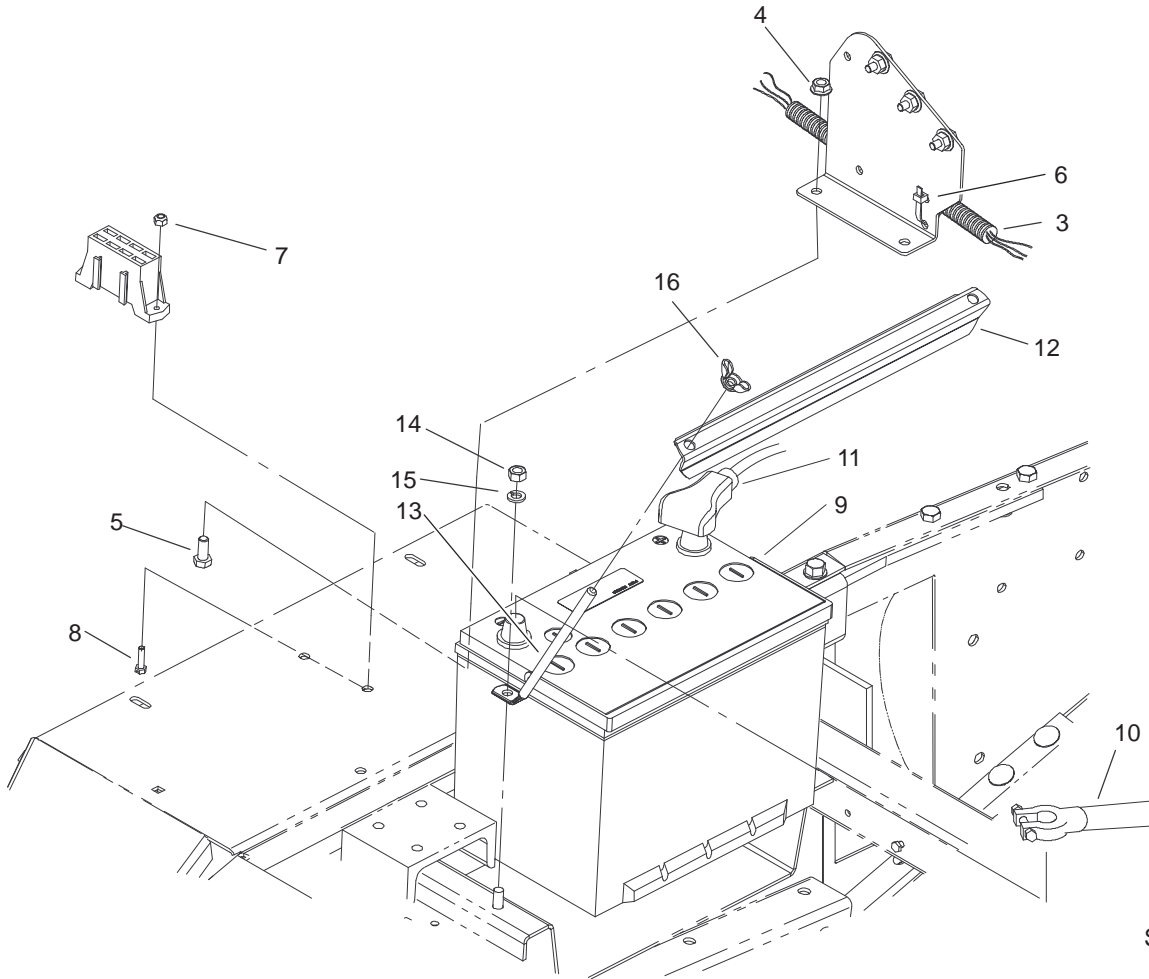


Sheet No.:A1

Frame Assembly No. 98-3879

Ref. No.	Part No.	Qty.	Description
2	67-1720	2	Decal - Caution
3	53-4430	1	Decal-Oil
4	27-7320	1	Decal-Traction Pedal
5	70-2200	1	Decal-Toro
6	32148-9	1	Nut-Insert
7	11-0590	2	Screw-HWHTF
8	3234-25	10	Bolt-HF
9	3231-25	4	Screw-CARR
10	32128-21	4	Nut-HF
11	98-3866-01	2	Brace - Upper
12	98-3865-01	1	Brace - Lower Right
13	98-3864-01	1	Brace - Lower Left
14	3290-472	10	Insert-Threaded
15	256-126	2	Bushing
16	256-156	1	Bushing-Flange

Ref. No.	Part No.	Qty.	Description

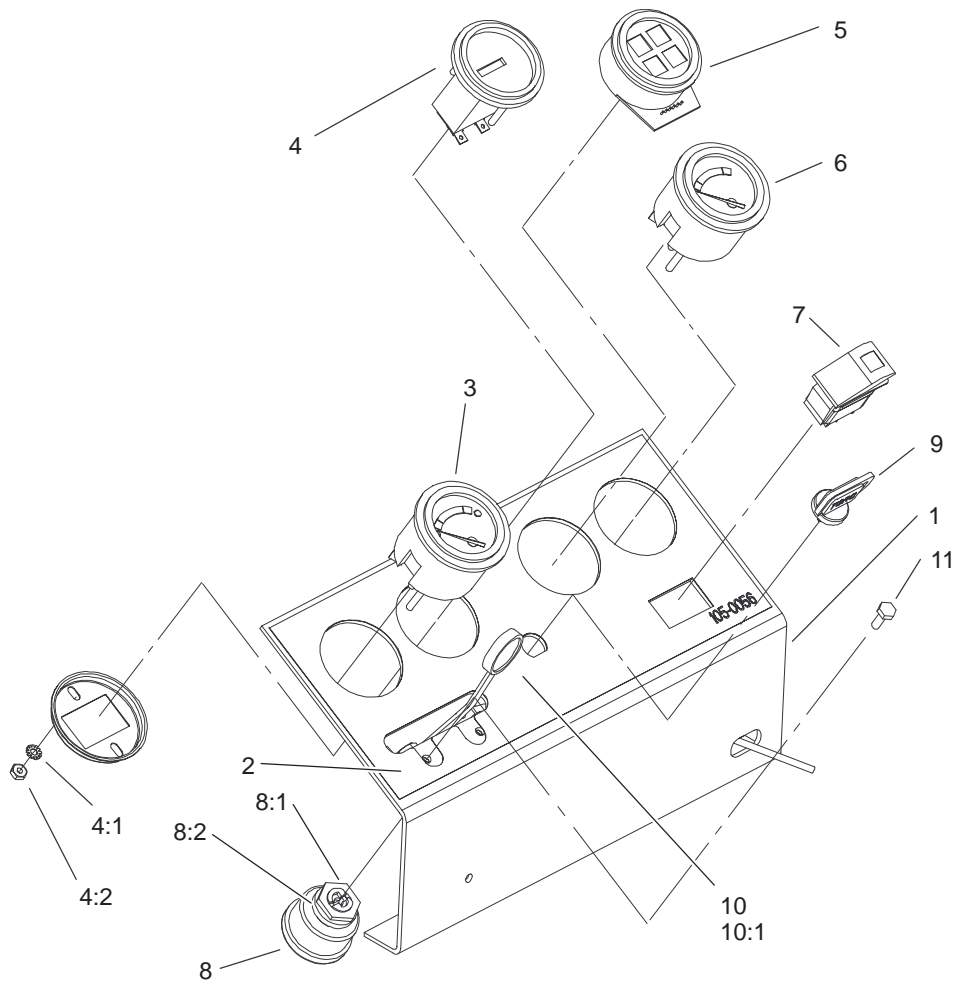


Sheet No.:3
T-3799

Battery and Relay Bracket Assembly

Ref. No.	Part No.	Qty.	Description
3	104-3438	1	Harness-Wire, Main
4	32128-30	4	Nut
5	322-5	4	Screw-HH
6	3290-379	2	Tie-Cable
7	3296-2	2	Nut-Lock
8	32105-13	2	Screw-SHH
9	63-9230	1	Battery - Dry
10	104-9497	1	Cable-Battery, Negative
11	95-8853	1	Cable-Battery, Positive
12	24-6420-03	1	Holddown-Battery
13	24-6390	2	Stud-Holddown, Battery
14	3217-6	2	Nut-Hex
15	3253-4	2	Washer-Lock
16	32103-2	2	Nut-Wing

Ref. No.	Part No.	Qty.	Description

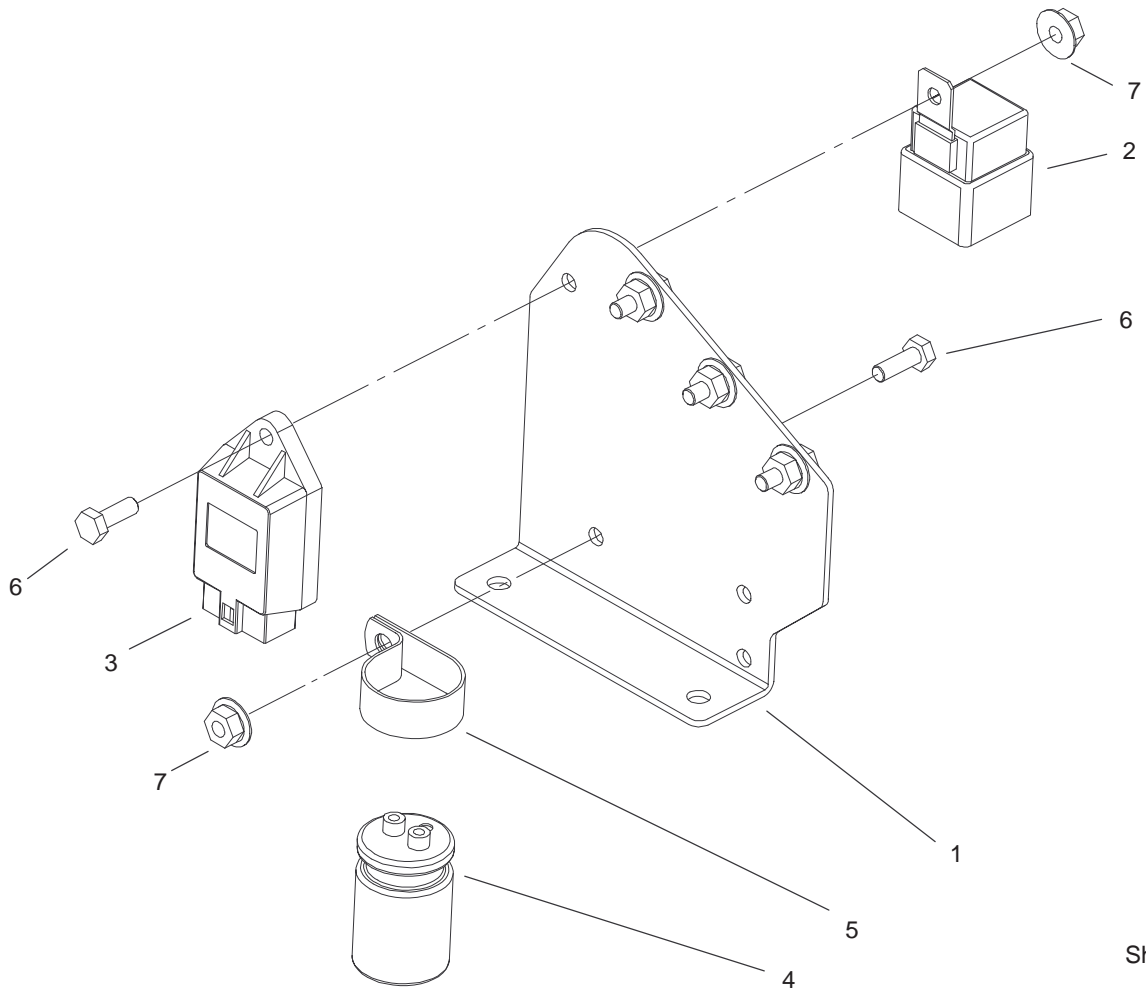


Sheet No.:A2
T-3800

Instrument Panel Assembly

Ref. No.	Part No.	Qty.	Description
1	105-0022-03	1	Panel-Instrument
2	105-0056	1	Decal-Instrument Panel
3	98-9339	1	Gauge-Fuel
4	66-2950	1	Gauge-Hourmeter
4:1	3255-20	2	Washer-Lock
4:2	3217-25	2	Nut-Hex
5	98-9306	1	Light-Warning
6	98-9308	1	Gauge-Temperature
7	100-8072	1	Switch
8	104-2541	1	Switch-Key
8:1	218-461	1	Nut-HH
8:2	3254-5	1	Washer-Lock, Internal
9	63-8360	1	Key-Ignition
10	43-3990	1	Control-Throttle
10:1	233-35	1	Knob
11	3290-134	2	Screw

Ref. No.	Part No.	Qty.	Description

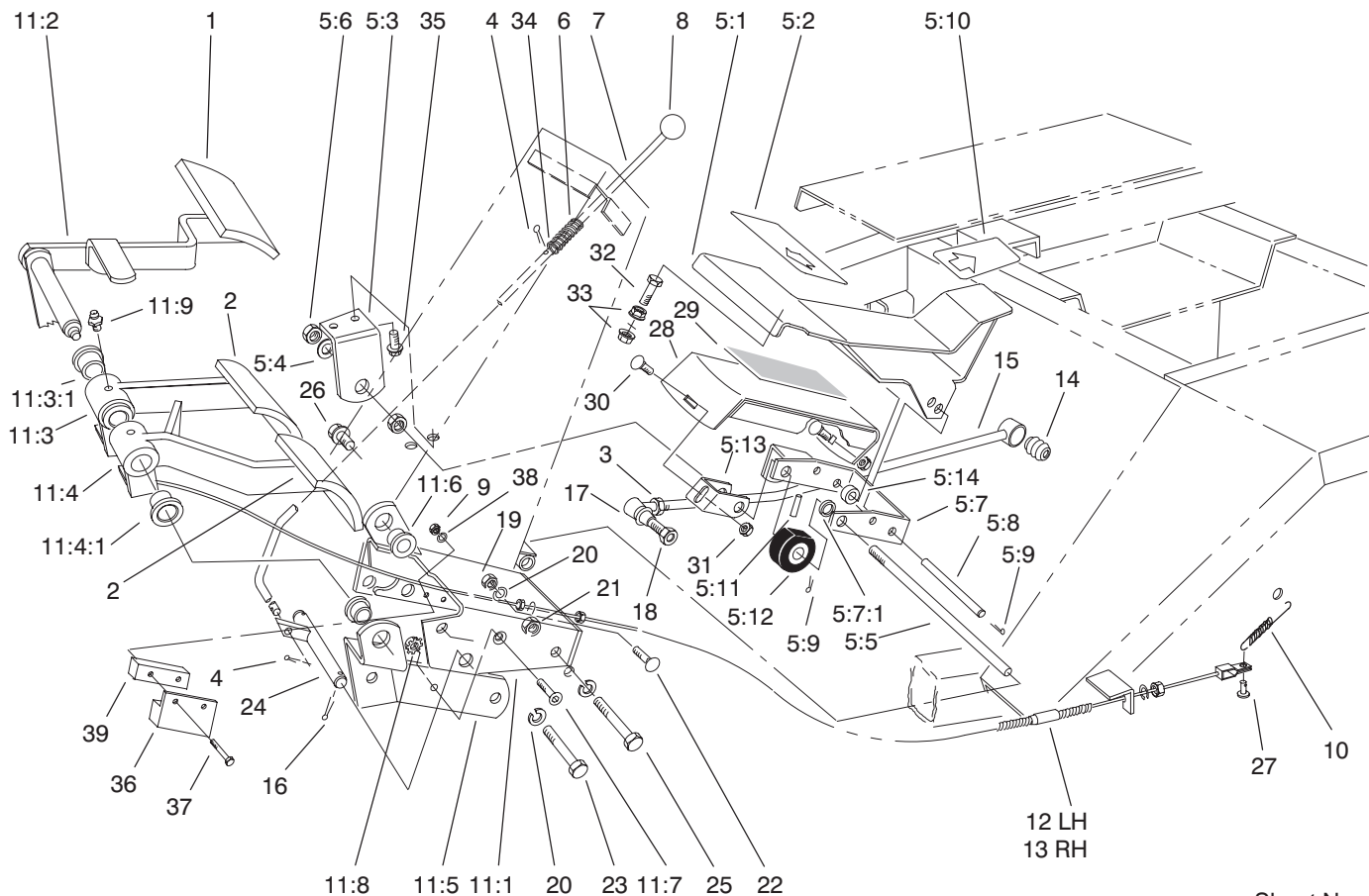


Sheet No.:A3
T-3801

Relay Assembly

Ref. No.	Part No.	Qty.	Description
1	105-0002-01	1	Bracket-Relay
2	70-1480	4	Relay
3	98-7611	1	Controller-Glow
4	37-2690	1	Capacitor
4:1	3252-18	2	Screw
4:2	3254-1	2	Washer-Lock, Internal
5	2412-74	1	R-Clamp
6	321-4	5	Screw-HH
7	32128-33	5	Nut-HF

Ref. No.	Part No.	Qty.	Description



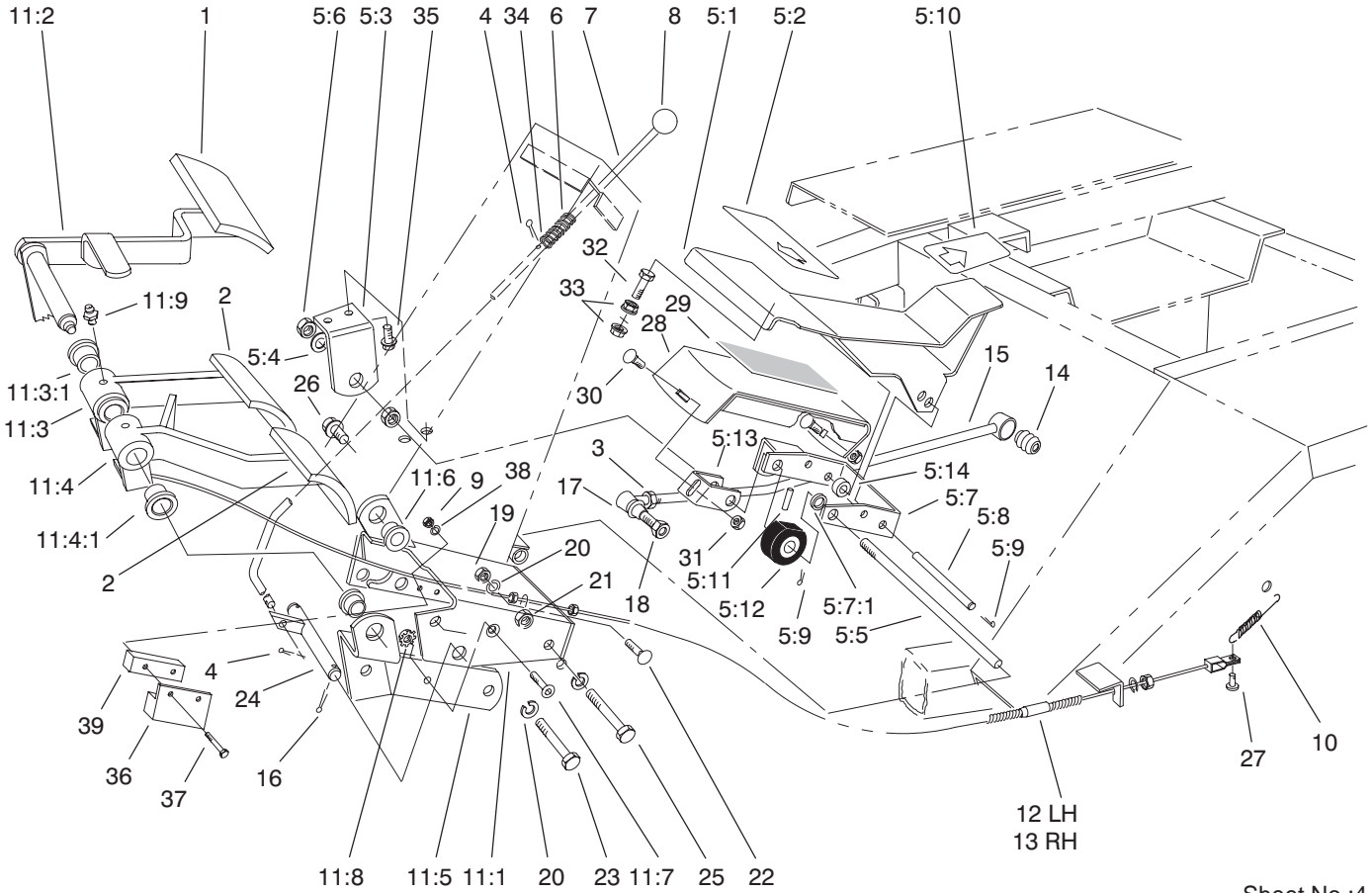
Sheet No.:4

Pedal Assembly

Ref. No.	Part No.	Qty.	Description
1	93-8742	1	Footpad-Brake
2	93-8743	2	Footpad - Turn
3	3220-5	1	Nut-HJ
4	3272-5	3	Pin-Cotter
☆5		1	Traction Pedal ASM
5:1	94-3304-01	1	Support-Pedal
5:2	94-3307	1	Pad - Traction Pedal
5:3	21-2850-01	1	Mount-Pedal, RH
5:4	3256-26	1	Washer-Flat
5:5	88-1650	1	Shaft-Traction Pedal
5:6	3218-5	2	Nut-Jam
5:7	88-1670	1	Bracket ASM-Pivot
5:7:1	256-156	2	Bushing-Flange
5:8	88-1640	1	Pin-Traction Pedal
5:9	3272-6	4	Pin-Cotter
5:10	94-3308	1	Pad - Traction Pedal
5:11	32121-6	1	Pin-Roll
5:12	28-5220	1	Wheel ASM-Friction
5:13	88-1680-01	1	Bracket-Footrest
5:14	88-0470	1	Tube-Spacer, Pedal
6	95-1821-03	1	Spring-Compression
7	82-8670	1	Rod-Brake Latch
8	233-17	1	Knob
9	3296-2	2	Nut-Lock
10	3-7243	2	Spring-Extension
☆11		1	Brake Pedal ASM

Ref. No.	Part No.	Qty.	Description
11:1	105-0066-01	1	Mount-Brake Pedal ASM
11:2	27-8550-01	1	Pedal ASM-Parking Brake
11:3	27-7510	1	Pedal ASM-Brake, RH
11:3:1	256-10	2	Bushing-Flange
11:4	27-7490	1	Pedal ASM-Brake, LH
11:4:1	256-10	2	Bushing-Flange
11:5	27-9270-01	1	Mount-Pivot Shaft, Brake
11:6	256-156	2	Bushing-Flange
11:7	3274-47	1	Screw-HSFH
11:8	32149-2	1	Nut
11:9	302-5	2	Fitting-Grease
12	21-3380	1	Cable ASM-Brake, LH
13	21-3370	1	Cable ASM-Brake, RH
14	23-2270	1	Bushing-Rubber
15	23-2240-03	1	Tube ASM-Pump Control

☆ Not serviced

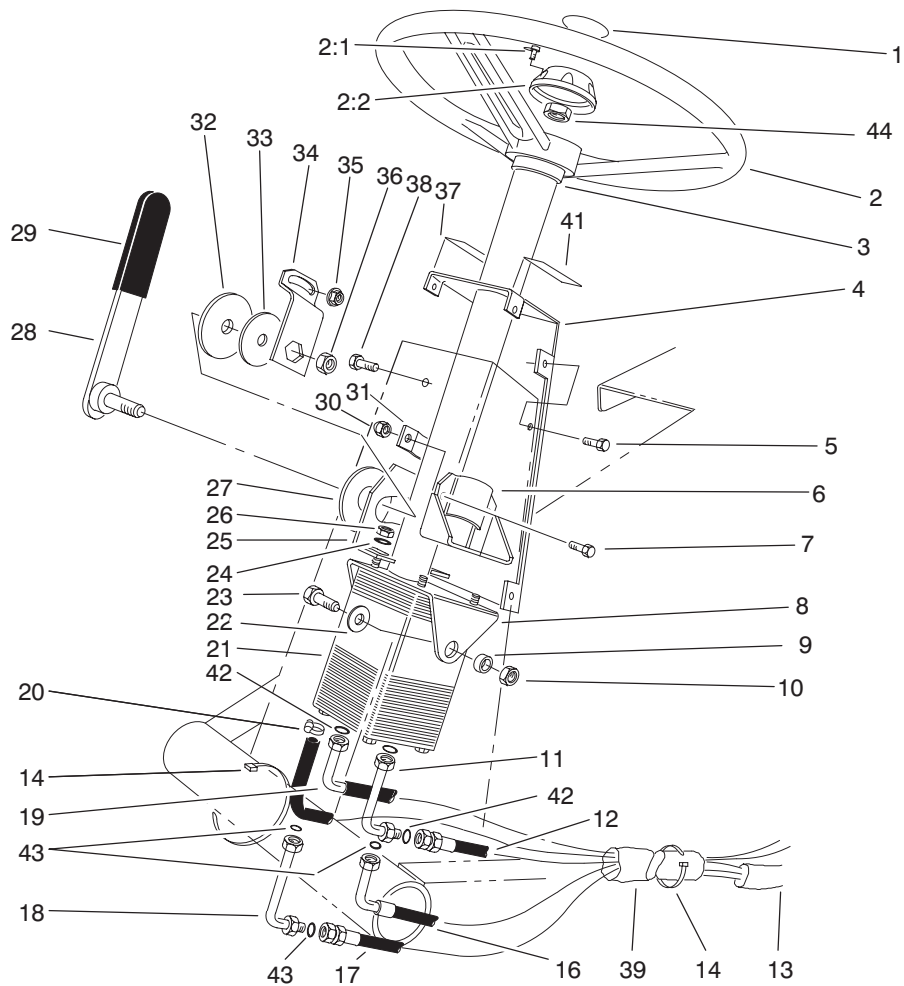


Sheet No.:4

Pedal Assembly (Continued)

Ref. No.	Part No.	Qty.	Description
16	3272-6	2	Pin-Cotter
17	21-0141	1	RH Ball Joint ASM
18	3220-3	2	Nut-Jam
19	3217-7	2	Nut-Hex
20	3253-21	4	Washer-Lock
21	32153-2	2	Nut-Lock
22	3231-21	2	Screw-CARR
23	323-13	1	Screw-HH
24	105-0065	1	Shaft-Parking Brake ASM
25	323-14	1	Screw-HH
26	3234-11	3	Screw-HHF
27	283-58	2	Pin-Clevis
28	88-1710-01	1	Footrest
29	88-1720	1	Pad-Footrest
30	3230-1	2	Screw-CARR
31	32128-25	2	Nut-Flange
32	323-15	1	Screw-HH
33	32128-43	2	Nut-Flange
34	3256-22	1	Washer-Flat
35	11-0590	2	Screw-HWHTF
36	100-1270	1	Switch-Proximity
37	3290-360	2	Screw-HH
38	3256-51	2	Washer-Flat
39	105-0064	1	Spacer-Switch

Ref. No.	Part No.	Qty.	Description
40	105-0066-01	1	Mount-Brake Pedal ASM
41	256-156	2	Bushing-Flange

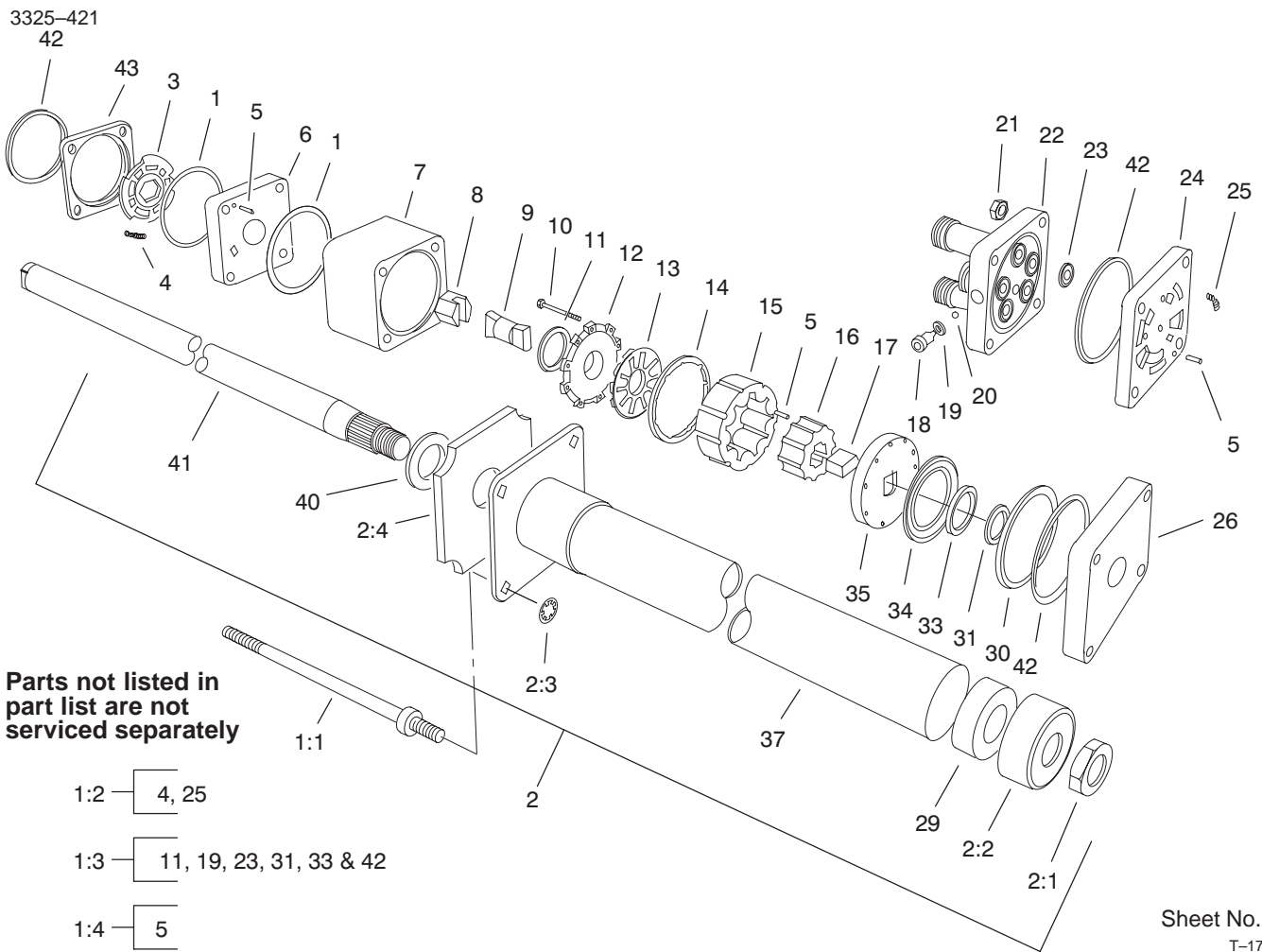


Sheet No.:5

Power Steering Assembly

Ref. No.	Part No.	Qty.	Description
1	68-5370	1	Decal-Toro
2	75-0560	1	Wheel-Steering
2:1	32144-21	1	Screw
2:2	68-5140	1	Cap-Wheel, Steering
3	21-9260	1	Cover-Dust
4	82-8660-01	1	Cover-Tower
5	32144-10	6	Screw-HWH
6	67-8690-03	1	Support-Column
7	322-5	2	Screw-HH
8	77-3120-01	1	Bracket-Mounting, Column
9	80-2960	2	Spacer - Tower
10	32153-2	2	Nut-Lock
11	82-8760	1	Elbow-HYD
12	63-8970	1	Hose-HYD
13	70-1390	1	Sleeve-Protective
14	3290-379	4	Tie-Cable
16	68-9730	1	Hose-HYD, Steering
17	68-9720	1	Hose-HYD, Steering
18	82-8770	1	Elbow-HYD
19	63-8980	1	Hose-HYD
20	2412-36	1	Clamp-Hose
21	92-7308	1	Powersteering Unit
22	3256-46	2	Washer-Flat
23	323-6	2	Screw-HH
24	3256-3	4	Washer-Flat

Ref. No.	Part No.	Qty.	Description
25	80-2940-03	1	Plate-Pivot
26	3296-20	4	Nut-Lock, NI
27	31-0390	1	Disc-Friction
28	93-1353-03	1	Lever-Steering, Tilt
29	21-1880	2	Grip-Handle
30	3296-29	2	Nut-Lock
31	82-8650	1	Clamp-Column
32	82-9010	1	Disc-Friction
33	80-2930	1	Washer-Flat
34	80-2880	1	Bracket-Tilt
35	32128-20	1	Nut-HF
36	3218-7	1	Nut-Jam
38	322-4	1	Screw-HH
39	70-1380	1	Sleeve-Protective
41	93-7831	1	Decal-Parking Brake
42	237-30	3	O-Ring
43	237-22	3	O-Ring
44	66-9760	1	Nut-Hex



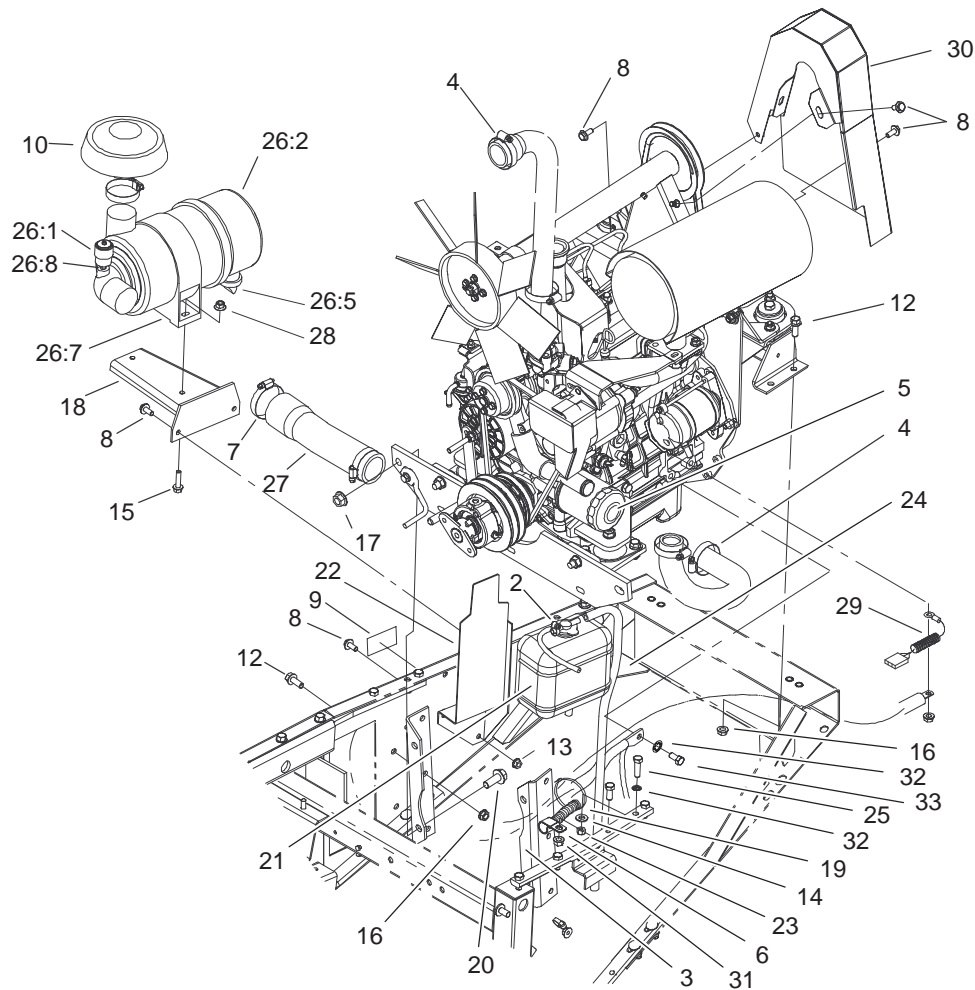
Sheet No.:A4
T-1760

Power Steering Unit Assembly No. 92-7308

Ref. No.	Part No.	Qty.	Description
☆1		1	Power Steering Unit
1:1	92-7310	4	Bolt – Special
1:2	66-9970	1	Kit-Spring
1:3	66-9980	1	Kit-Seal
1:4	66-9990	1	Kit-Roller, Needle
2	92-7314	1	Column ASM
2:1	3220-6	1	Nut-Jam
2:2	92-7315	1	Seal – Upper
2:3	92-7316	4	Nut-Push On
2:4	92-7317	1	Seal-Foam, Upper Cover
*2:5	66-9780	1	Kit-Bushing

Ref. No.	Part No.	Qty.	Description

☆ Not serviced
* Not illustrated

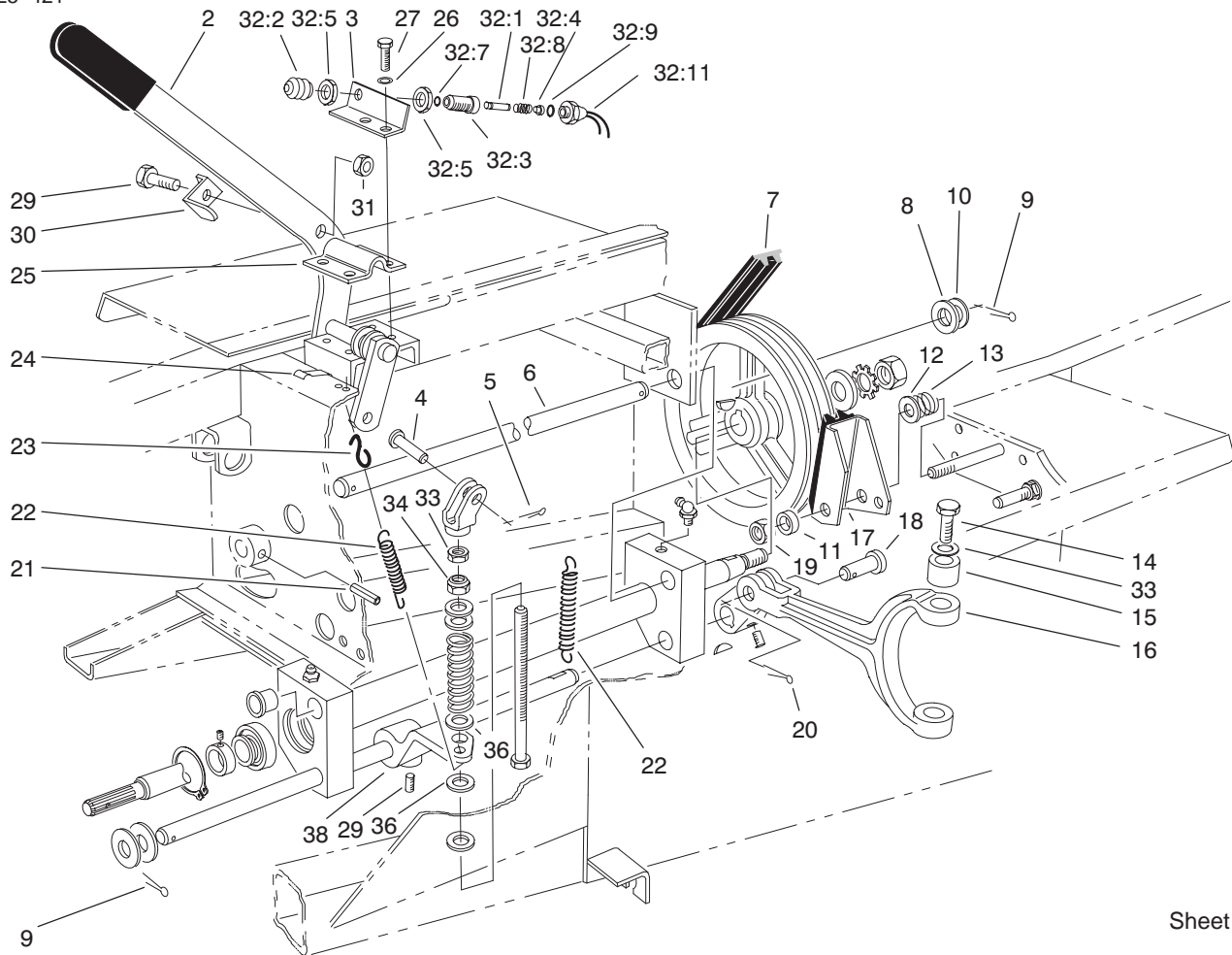


Sheet No.:6

Engine Installation Assembly

Ref. No.	Part No.	Qty.	Description	Ref. No.	Part No.	Qty.	Description
3	67-8190-01	2	Bracket-Engine, Support	26:1	93-9164	1	Indicator-Mini
4	2412-3	4	Clamp-Hose	26:2	104-0497	1	Cover ASM
5	23-9740	1	Filter-Oil	26:5	104-0498	1	Valve-Vacuator
6	98-3883	1	Clamp - Wire	*26:6	98-9763	1	Element ASM
7	2412-130	2	Clamp-Hose	26:7	98-4525	1	Bracket-Cleaner, Air
8	3234-5	9	Screw	26:8	94-1416	1	Indicator Adapter ASM
9	93-7275	1	Decal-Fluid, Starting	27	104-3434	1	Hose-Air Inlet
10	105-2539	1	Cap ASM	28	32128-20	2	Nut-HF
12	3234-11	10	Screw-HHF	30	105-2555-03	1	Guard-Fan Belt ASM
13	32128-26	3	Nut-Flange	31	3296-59	1	Nut-Lock NI
14	3256-24	1	Washer-Flat	32	3254-6	2	Washer-Lock, Internal
15	3234-36	2	Screw-HHF	33	70-8470	1	Bolt-HH
16	3290-357	10	Nut-Flange, Lock				
17	32128-23	2	Nut-HF				
18	98-4518-03	1	Bracket-Cleaner, Air				
19	3290-378	1	Tie-Cable				
20	3234-32	2	Screw-HHF				
21	104-9318	1	Bottle-Overflow, Water				
22	105-0050-03	1	Bracket ASM-Resvoir				
23	3296-29	3	Nut-Lock				
24	63-7630	1	Hose				
25	323-7	1	Screw-HH				
26	104-3428	1	Air Cleaner ASM				

* Not illustrated



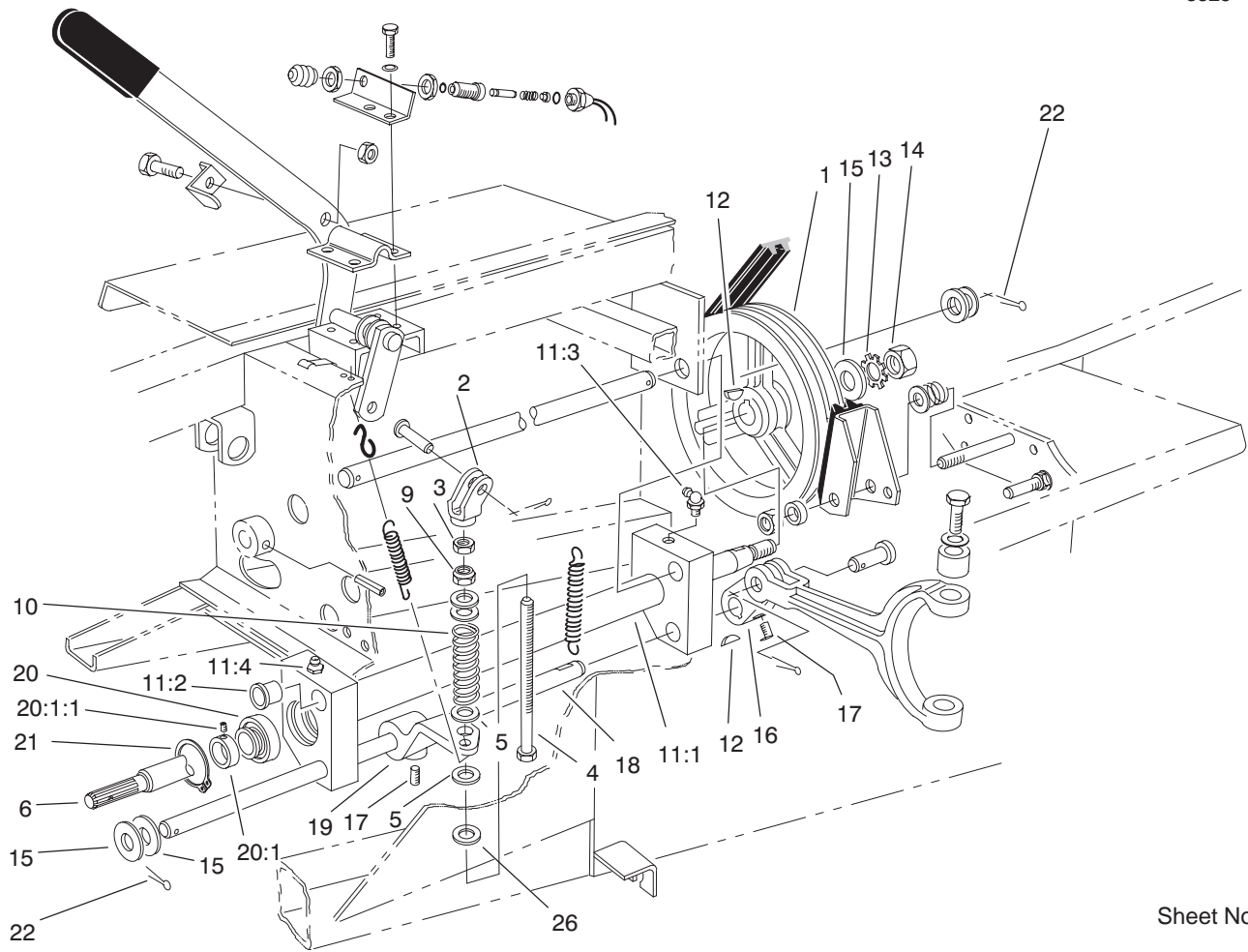
Sheet No.:7

PTO and Shaft Assembly

Ref. No.	Part No.	Qty.	Description
☆1		1	PTO ASM
2	84-8500-01	1	Lever-PTO
3	84-8520-01	1	Bracket-Switch, PTO
4	283-42	1	Pin-Clevis
5	3272-6	1	Pin-Cotter
6	43-3860	1	Shaft-Pivot, PTO
7	53-9660	1	V-Belt
8	3256-28	1	Washer-Flat
9	3272-22	1	Pin-Cotter
10	3-6498	3	Washer-Thrust
11	3-8812	1	Spacer-Spring Anchor
12	3256-6	1	Washer-Flat
13	5-1747	1	Spring-Asjument
14	92-5727	2	Screw - Patch Lock
15	92-5723	2	Bushing-PTO Fork
16	92-4060-03	1	Fork-PTO
17	27-7370	1	PTO Brake ASM
18	93-3769	1	Pin-Clevis
19	3296-28	1	Nut-Lock NI
20	3272-11	1	Pin-Cotter
21	32121-9	1	Pin-Spring
22	21-1830	2	Spring - PTO Tension
23	5-0701	1	Anchor
24	212-93	3	Clamp-Casing
25	21-1600	1	Clamp-PTO Lever
26	3253-21	4	Washer-Lock

Ref. No.	Part No.	Qty.	Description
27	32104-6	4	Screw-HH
28	218-461	2	Nut-HH
29	321-4	2	Screw-HH
30	86-7050	1	Bracket-Switch Actuator
31	3296-16	1	Nut-Lock, NI
32	43-9071	1	Limit Switch ASM
32:1	43-8860	1	Plunger-Switch
32:2	43-8870	1	Boot-Switch
32:3	43-8620	1	Pin-Guide, Switch
32:4	43-8610	1	Guide
32:5	218-461	2	Nut-HH
32:7	237-7	1	O-Ring
32:8	43-8600	1	Spring-Compression
32:9	237-30	1	O-Ring
32:11	72-4320	1	Switch

☆ Not serviced

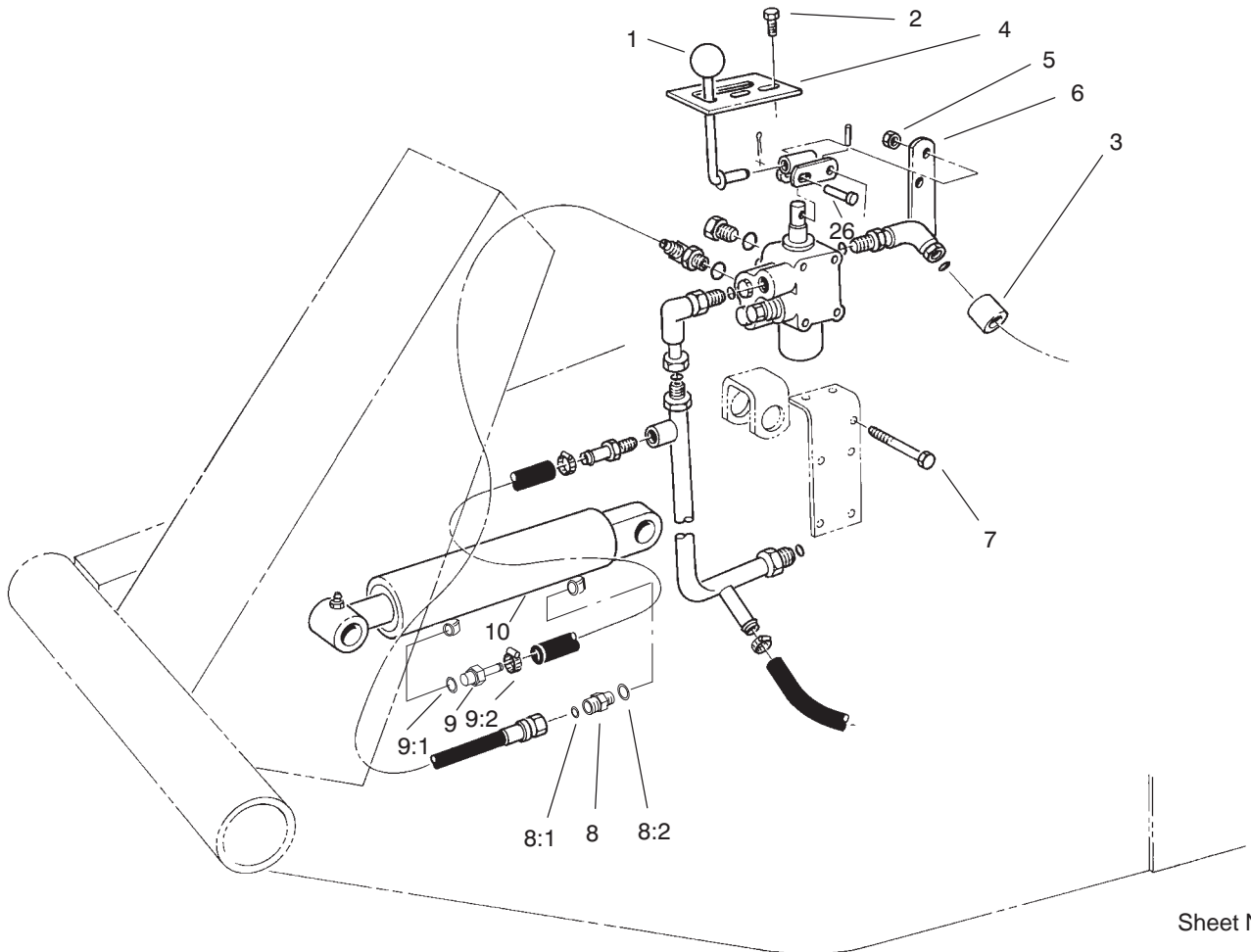


Sheet No.:A8

PTO and Shaft Assembly (Continued)

Ref. No.	Part No.	Qty.	Description
1	21-0230	1	Pulley-PTO, Machining
2	43-5630	1	Yoke-PTO, Machining
3	3219-3	1	Nut-HH
4	27-7900	1	Screw-Adjusting
5	3256-41	4	Washer-Flat
6	43-5540	1	Shaft-PTO
9	3296-6	1	Nut-Lock, NI
10	21-0400	1	Spring-Compression
11	100-6599	1	PTO Pivot ASM
11:1	43-5500-01	1	PTO Pivot
11:2	256-113	4	Bushing-Flange
11:3	302-10	1	Fitting-Grease
11:4	302-2	1	Fitting-Grease
12	3257-5	3	Key-Woodruff
13	3254-7	1	Washer-Lock/Int
14	3219-7	1	Nut-Hex
15	3256-28	3	Washer-Flat
16	92-4058	1	Arm-PTO
17	3246-3	4	Screw-HS
18	43-5550	1	Shaft-Actuator, PTO
19	43-5570	1	Arm-Actuator
20	251-252	2	Bearing
21	32120-22	2	Ring-Snap, Internal
22	3272-22	1	Pin-Cotter
26	5-0652	1	Spacer

Ref. No.	Part No.	Qty.	Description

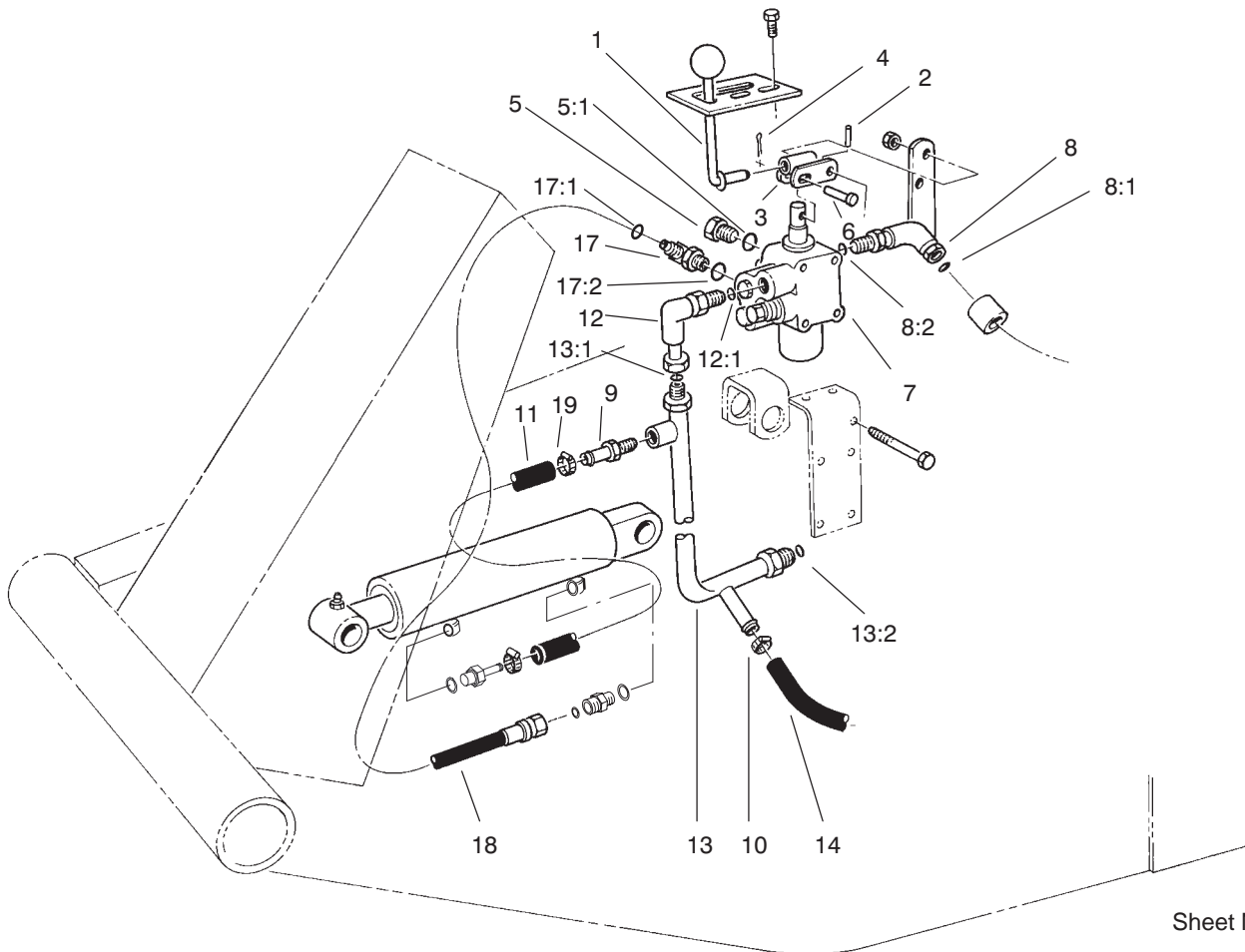


Sheet No.:8

Valve and Cylinder Assembly

Ref. No.	Part No.	Qty.	Description
1	233-21	1	Knob
2	32144-10	2	Screw-HWH
3	38-3400	2	Guard-Rubber
4	21-8640	1	Latch-Valve Lever
5	3296-42	5	Nut-Lock, NI
6	21-9010	1	Lever-Valve, Pivot Mount
7	321-23	5	Screw-HH
8	340-2	1	Adapter-Straight, HYD
8:1	237-22	1	O-Ring
8:2	237-42	1	O-Ring
9	95-8849	1	Fitting - Straight
9:1	237-78	1	O-Ring
10	100-6586	1	Cylinder-Hydraulic

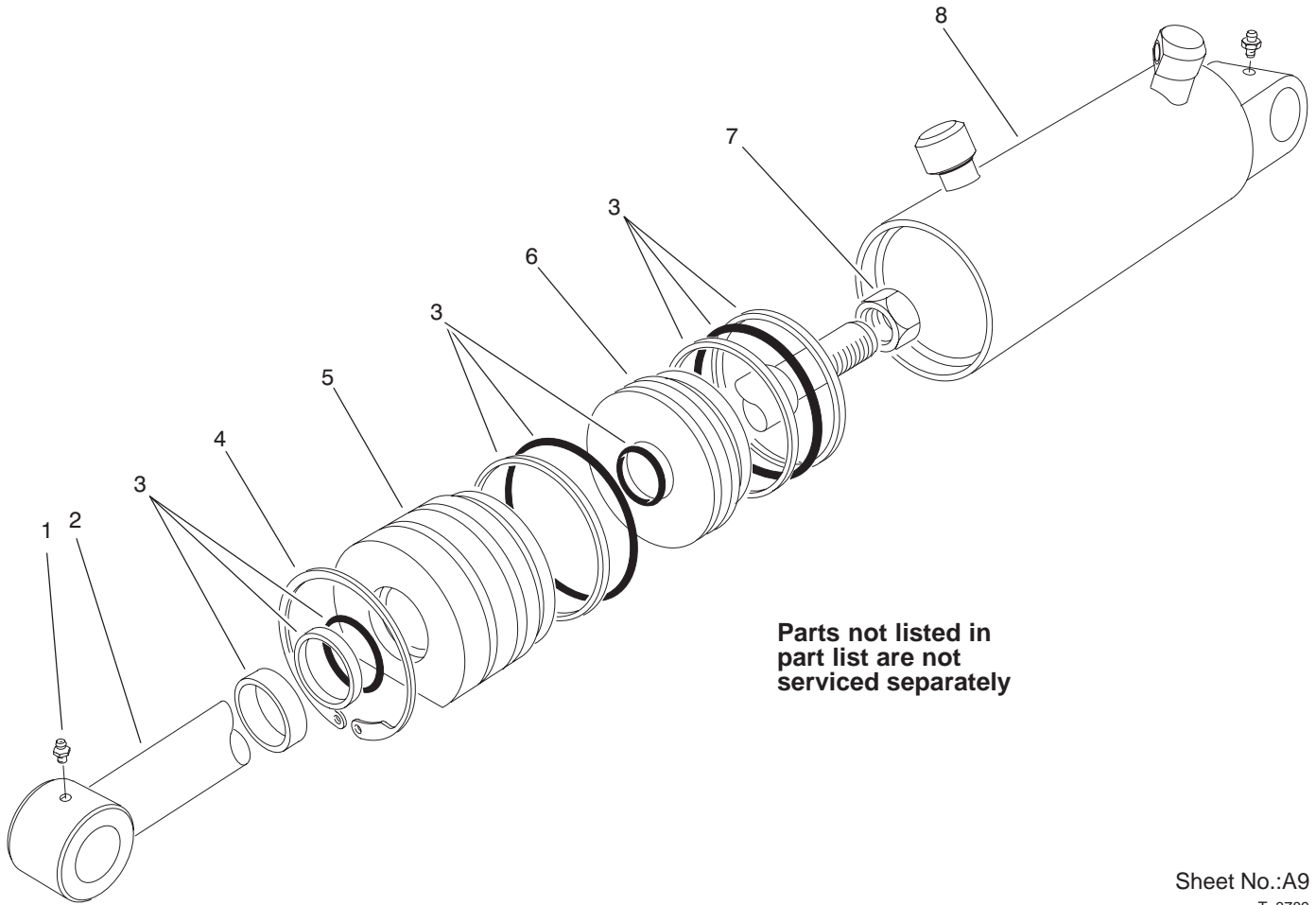
Ref. No.	Part No.	Qty.	Description



Sheet No.:B1

Valve and Cylinder Assembly (Continued)

Ref. No.	Part No.	Qty.	Description	Ref. No.	Part No.	Qty.	Description
1	21-8620-03	1	Lever-Valve				
2	32121-73	1	Pin-Roll				
3	21-8590-03	1	Link-Valve Lever				
4	3272-6	1	Pin-Cotter				
5	353-512	1	Plug				
5:1	237-78	1	O-Ring				
6	283-17	1	Clevis				
7	43-1710-01	1	Valve ASM				
8	340-99	1	Fitting-HYD, 90°				
8:1	237-30	1	O-Ring				
8:2	237-42	1	O-Ring				
9	304-73	1	Connector-Hose				
10	2412-36	1	Clamp-Hose				
11	92-7834	1	Hose				
12	340-110	1	Elbow-Swivel, 90 Deg				
12:1	237-42	1	O-Ring				
13	63-9260	1	Manifold-Valve				
13:1	237-22	1	O-Ring				
13:2	237-30	1	O-Ring				
14	63-8990	1	Hose - Out/Cool				
17	340-97	1	Fitting-HYD, 90°				
17:1	237-22	1	O-Ring				
17:2	237-78	1	O-Ring				
18	92-7833	1	Hose ASM				
19	2412-108	1	Clamp-Worm				

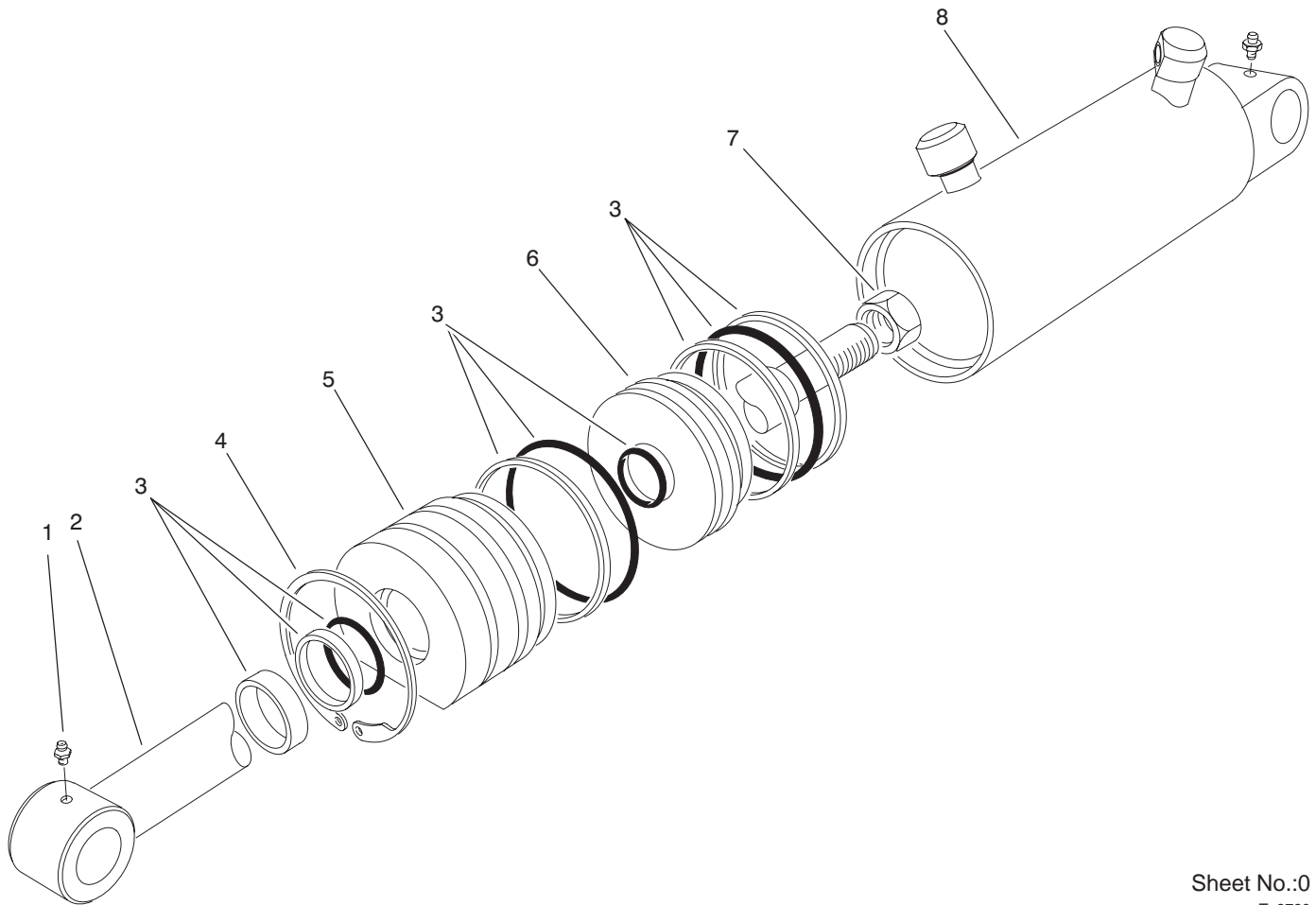


Sheet No.:A9
T-3789

Hydraulic Cylinder Assembly No. 100-6586 (2-1/2in. Bore)

Ref. No.	Part No.	Qty.	Description
1	302-55	2	Zerk
2	61-4980	1	Shaft W/Clevis
3	61-4960	1	Seal Repair Kit
4	61-4990	1	Retaining Ring
5	60-9780	1	Head
6	60-9770	1	Piston
7	60-9760	1	Nut

Ref. No.	Part No.	Qty.	Description

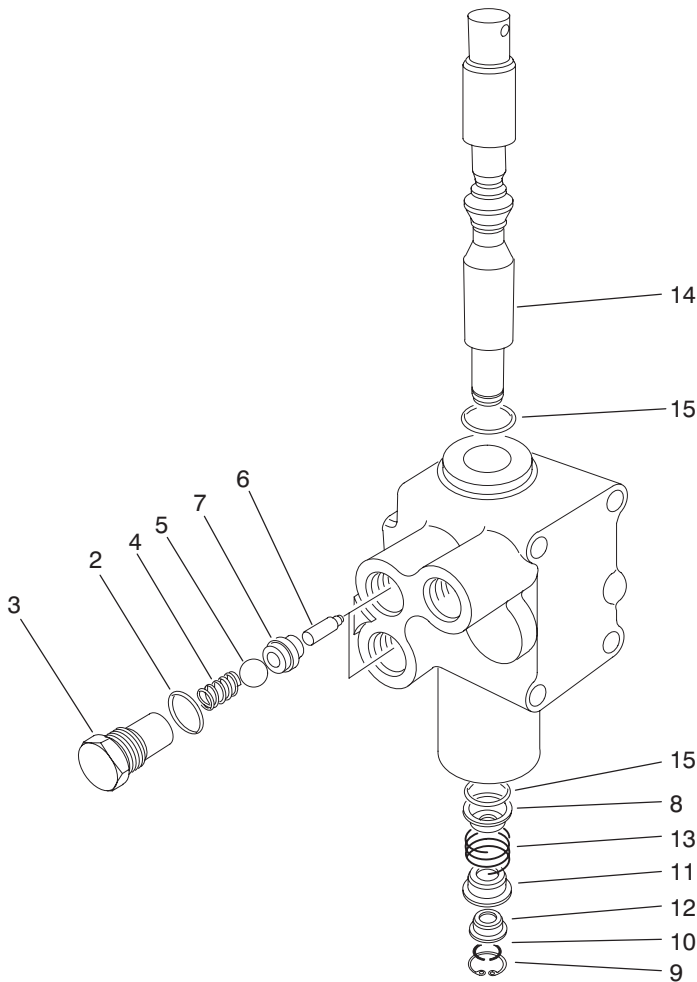


Sheet No.:0
T-3790

Hydraulic Clyinder Assembly No. 100-6591(Optional) (3 in. Bore)

Ref. No.	Part No.	Qty.	Description
1	302-55	2	Zerk
2	67-5480	1	Shaft With Clevis
3	67-5500	1	Seal Repair Kit
4	67-5470	1	Ring-Snap
5	67-5460	1	Head
6	67-5450	1	Piston
7	60-9760	1	Nut

Ref. No.	Part No.	Qty.	Description

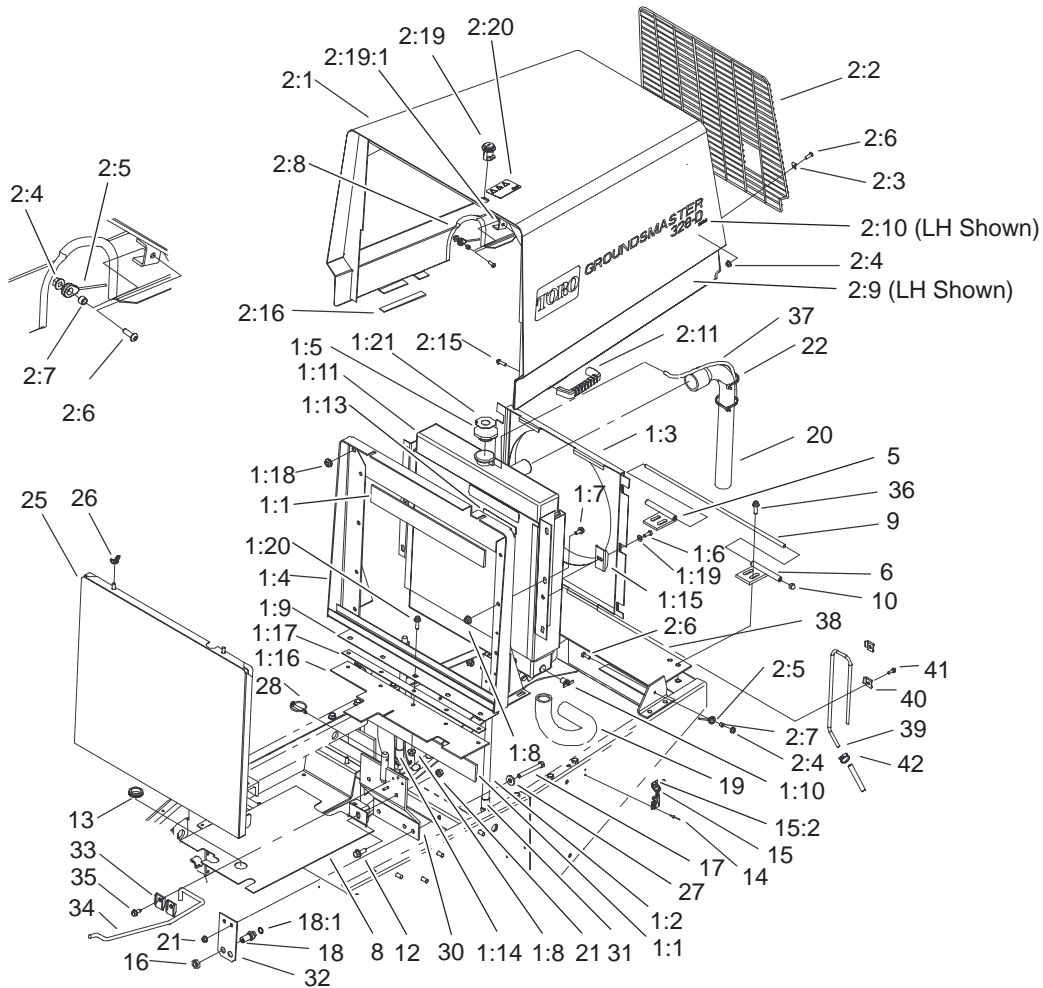


Sheet No.:B2
T-0428

Valve Assembly No. 43-1710-01

Ref. No.	Part No.	Qty.	Description
2	237-42	2	O-Ring
3	22-8330	2	Plug
4	22-8340	2	Spring
5	22-8350	2	Ball
6	22-8360	2	Pin
7	22-8370	2	Seat-Valve
8	22-8380	1	Retainer
9	22-8490	1	Ring-Snap
10	22-8480	1	Ring-Snap
11	22-8390	1	Retainer
12	22-8400	1	Spacer
13	22-8410	1	Spring
14	22-8420	1	Spool
15	22-8500	2	O-Ring

Ref. No.	Part No.	Qty.	Description
----------	----------	------	-------------



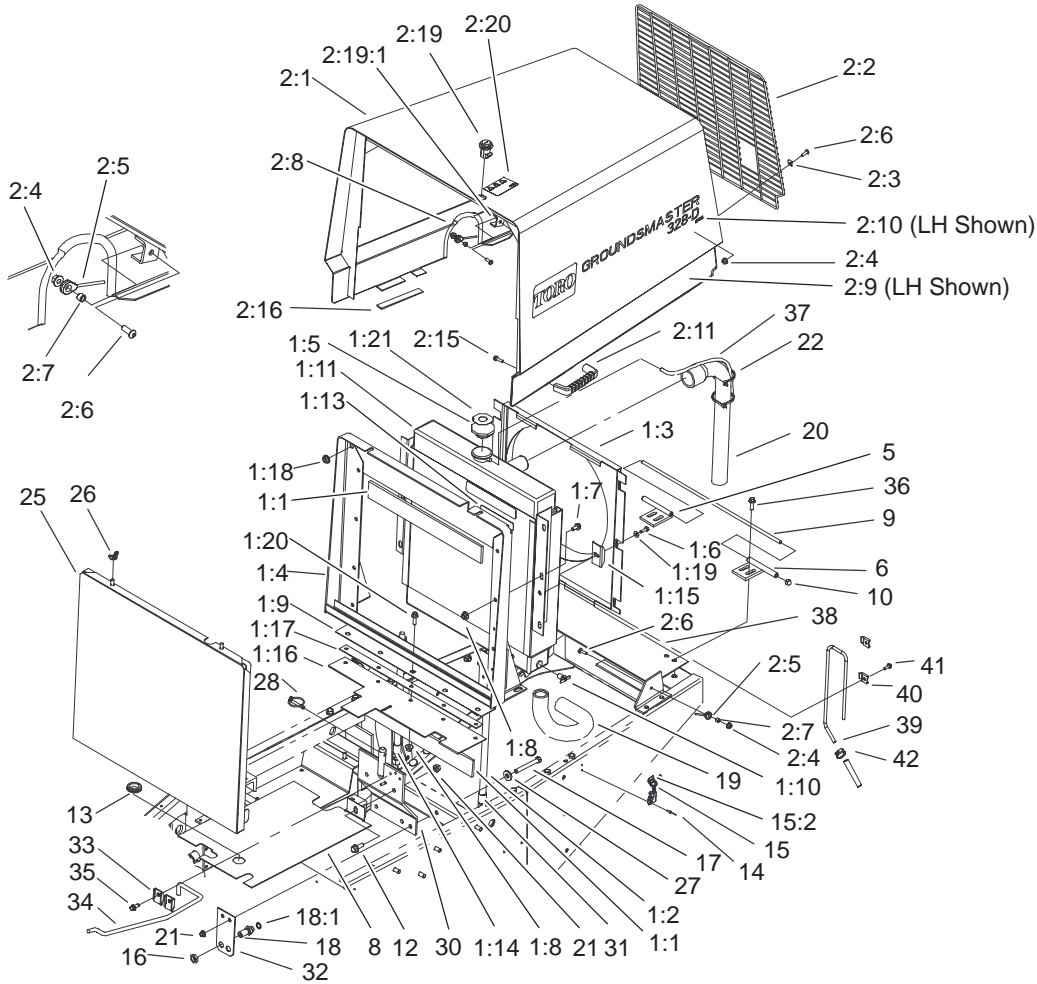
Sheet No.:10

Radiator and Hood Assembly

Ref. No.	Part No.	Qty.	Description
☆1		1	Radiator And Grill ASM
1:1	43-3320	2	Foam-Radiator
1:2	63-9010	1	Hose-Transmission, Coolent
1:3	105-0007-03	1	Fan Shroud ASM
1:4	105-2586-01	1	Radiator Support ASM
1:5	66-3240	1	Cap-Radiator
1:6	321-4	6	Screw-HH
1:7	3234-14	8	Screw-HHF
1:8	32128-20	13	Nut-HF
1:9	105-4264-03	1	Grill-Sealing Plate
1:10	304-46	1	Draincock
1:11	104-3483	1	Radiator ASM
*1:12	505-55	1	Seal-Pipe, Teflon
1:13	93-7272	3	Decal-Warning
1:14	63-8960	1	Hose
1:15	105-0012-03	6	Clip-Mounting, Fan Shroud
1:16	67-8570	1	Strip - Sealing
1:17	67-8470-03	1	Strip - Retainer
1:18	237-141	2	Grommet-Rubber
1:19	3256-22	6	Washer-Flat
1:20	3234-17	5	Screw-HHF
1:21	93-7840	1	Decal-Cap, Radiator

Ref. No.	Part No.	Qty.	Description
☆2		1	Hood ASM (only on: 30630)
☆2		1	Hood ASM (only on: 30631)
2:1	105-2585-01	1	Hood ASM
2:2	105-0059-03	1	Hood-Screen, Rear
2:3	2412-127	4	Clamp-R
2:4	32128-32	6	Nut-HHF
2:5	77-3170	2	Cable-Hood
2:6	3274-69	6	Screw-HSBH
2:7	77-5250	2	Spacer - Cable, Hood
2:8	66-8111	1	Trim-Hood
2:9	77-5140	1	Decal-Hood, LH (only on: 30631)
2:9	77-5141	1	Decal-Hood, LH (only on: 30630)
2:10	105-0071	1	Decal-Hood, LH Gm328
*2:10	105-0072	1	Decal-Hood, RH Gm328
2:11	65-5100	1	Handle-Door
*2:12	77-5151	1	Decal-Hood, RH (only on: 30630)
*2:12	77-5150	1	Decal-Hood, RH (only on: 30631)
2:15	46-8091	2	Screw-HWH

☆ Not serviced
* Not illustrated



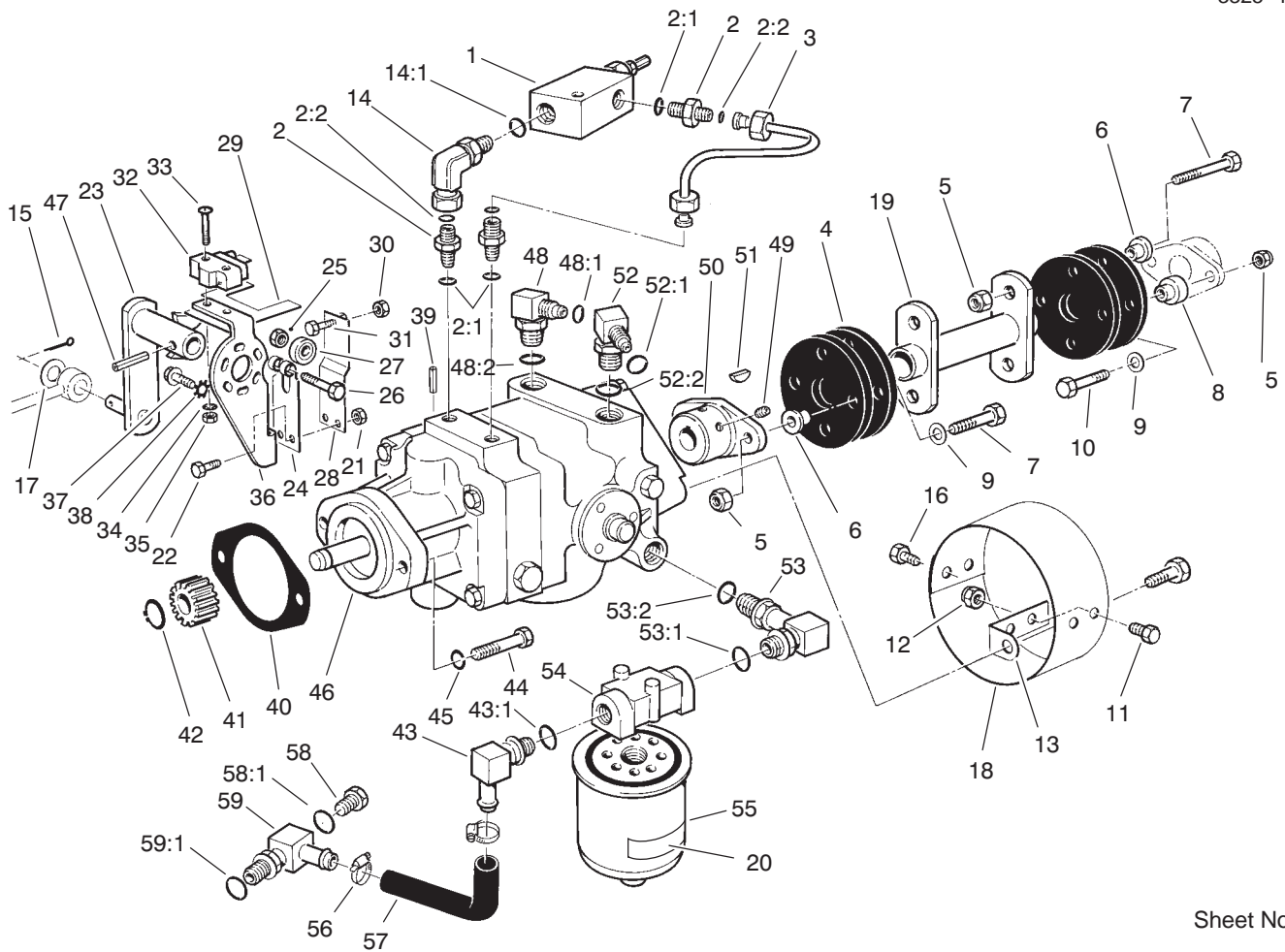
Sheet No.:10

Radiator and Hood Assembly (Continued)

Ref. No.	Part No.	Qty.	Description
2:16	82-8950	2	Foam
2:19	98-9315	1	Latch-Locking
2:19:1	99-8350	2	Key-Latch, Locking
2:20	100-6574	1	Decal-Warning
*3	3269-10	2	Washer-Backup, Keeper
5	67-8820-01	1	RH Hinge
6	67-8810-01	1	LH Hinge
8	105-2544-01	1	Plate-Sealing
9	67-8840	1	Hinge - Rod
10	32111-8	2	Locknut-Acorn
12	3234-11	1	Screw-HHF
13	240-5	1	Grommet
14	3290-55	4	Rivet-Pop
15	59-9740	1	Flex Draw Latch ASM
15:2	249-40	1	Keeper
16	340-70	2	Locknut-Bulkhead
17	323-14	3	Screw-HH
18	340-71	2	Fitting-Straight, Bulkhead
18:1	237-22	2	O-Ring
19	104-3432	1	Hose-Radiator, Bottom
20	104-3433	1	Hose-Radiator, Top
21	32128-21	4	Nut-HF
22	3290-379	6	Tie-Cable

Ref. No.	Part No.	Qty.	Description
*23	2412-39	1	R-Clamp
*24	11-0590	1	Screw-HWHTF
25	105-2584-03	1	Grille ASM
26	32103-2	2	Nut-Wing
27	5-0838	3	Washer
28	283-76	1	Pin-Lynch
30	105-2542-01	1	Bracket-Seat Support
31	38-3400	1	Guard-Rubber
32	68-9160	1	Bracket
33	3-6657	2	Clip-Skid
34	86-7040	1	Rod-Prop, Seat
35	32144-10	2	Screw-HWH
36	3234-17	4	Screw-HHF
37	68-5470	1	Hose-Overflow
38	105-2549-01	1	Guard-Flywheel
39	105-4265	1	Tube-Vent
40	3-6657	2	Clip-Skid
41	32104-109	2	Screw-HWH
42	2412-36	1	Clamp-Hose

* Not illustrated

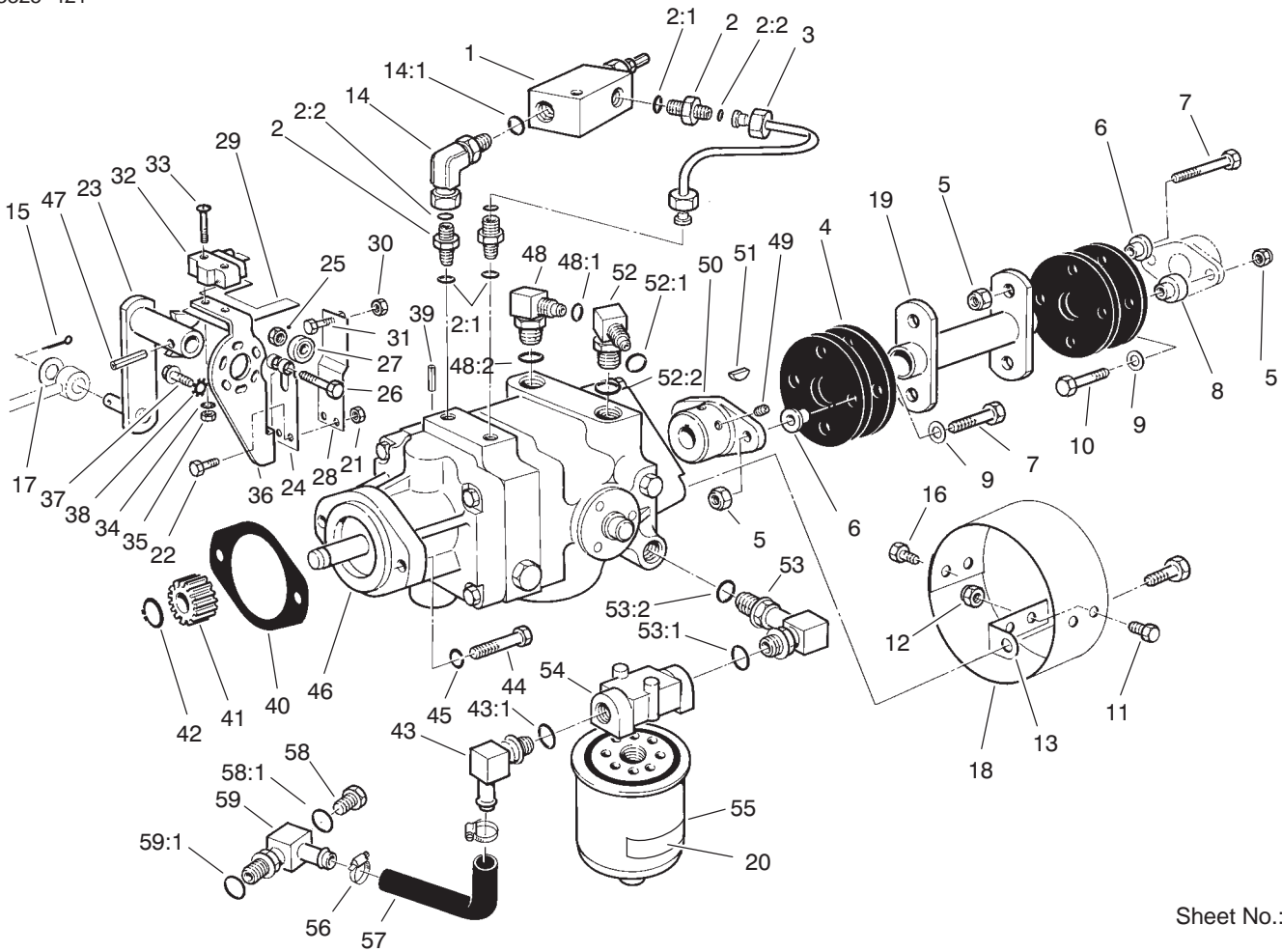


Sheet No.:11

Hydrostatic Transmission Assembly

Ref. No.	Part No.	Qty.	Description
1	72-3540	1	Relief Valve (only on: 30631)
2	340-92	3	Fitting-Straight, HYD (only on: 30631)
2:1	237-78	1	O-Ring (only on: 30631)
2:2	237-21	1	O-Ring (only on: 30631)
3	72-3550	1	Tube (only on: 30631)
4	44-2230	4	Coupling-Rubber (only on: 30631)
5	32152-1	8	Nut-Lock, NI (only on: 30631)
6	71-4411	6	Spacer (only on: 30631)
7	322-8	6	Screw-HH (only on: 30631)
8	71-4410	2	Spacer (only on: 30631)
9	3256-3	4	Washer-Flat (only on: 30631)
10	322-10	2	Screw-HH (only on: 30631)
11	321-2	2	Screw-HH (only on: 30631)

Ref. No.	Part No.	Qty.	Description
12	3296-42	4	Nut-Lock, NI (only on: 30631)
13	54-9290	2	Bracket-Mounting (only on: 30631)
14	340-143	1	Elbow-Swivel, 90 (only on: 30631)
14:1	237-78	1	O-Ring (only on: 30631)
15	3272-10	1	Pin-Cotter (only on: 30631)
16	321-4	2	Screw-HH (only on: 30631)
17	3256-6	1	Washer-Flat (only on: 30631)
18	54-9300-03	1	Pump Shaft Cover (only on: 30631)
19	105-0033-03	1	Drive Shaft ASM (only on: 30631)
20	93-7816	1	Decal-Filter
21	3296-42	2	Nut-Lock, NI
22	321-6	2	Screw-HH
23	28-9570-03	1	Lever-Pump
24	29-6150	1	Spring-Leaf
25	3296-29	1	Nut-Lock
26	322-17	1	Screw-HH

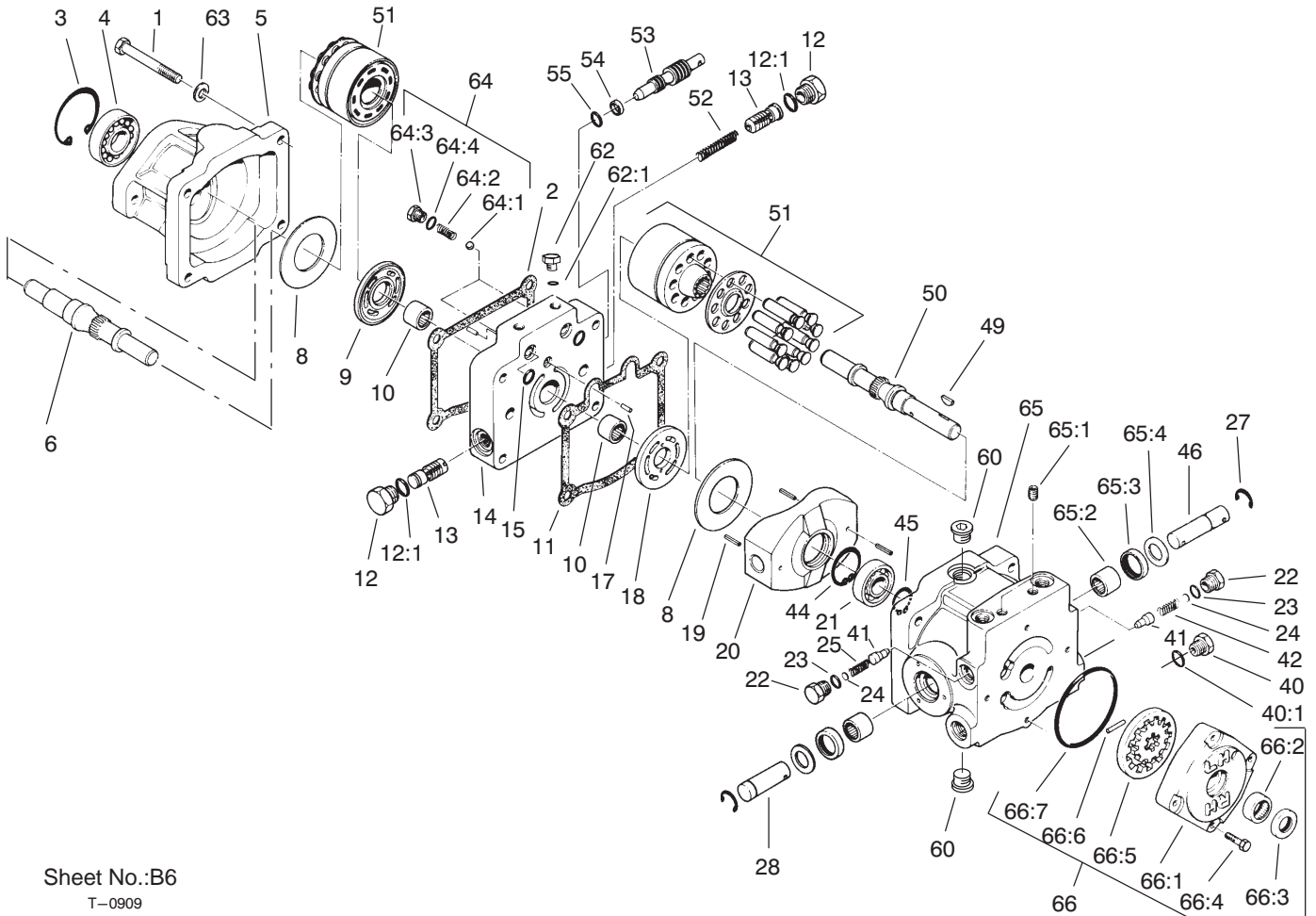


Sheet No.:11

Hydrostatic Transmission Assembly (Continued)

Ref. No.	Part No.	Qty.	Description
27	251-259	1	Bearing
28	29-6170	1	Leaf Spring ASM
29	46-8810	1	Stop-Leaf Spring
30	3219-2	1	Nut-Hex
31	3210-7	1	Screw-HH
32	29-6163	1	Switch-Micro
33	3249-11	2	Screw
34	324-9	2	Washer-Lock/Int
35	3217-16	2	Nut-Hex
36	29-6120-03	1	Plate-Pump
37	49-2040	3	Screw-Tapping
38	3255-7	3	Washer-Lock/Ext
39	32121-6	1	Pin-Roll
40	41-8760	1	Gasket
41	86-7220	1	Gear-Pinion
42	32120-72	1	Ring-Snap
43	353-987	1	Fitting-HYD Barb, 90 Deg
43:1	237-81	1	O-Ring
44	323-7	2	Screw-HH
45	3253-21	2	Washer-Lock
46	92-8947	1	Transmission ASM
47	32121-24	1	Pin-Spring
48	340-77	1	Fitting-HYD, 90°
48:1	237-22	1	O-Ring
48:2	237-42	1	O-Ring

Ref. No.	Part No.	Qty.	Description
49	3241-5	2	Screw-Set
50	33-4380	1	Hub-Pump
51	3257-32	1	Key-Woodruff
52	340-99	1	Fitting-HYD, 90°
52:1	237-30	1	O-Ring
52:2	237-42	1	O-Ring
53	68-8660	1	90 Degree Elbow
53:1	237-81	1	O-Ring
53:2	237-80	1	O-Ring
54	68-8990	1	Filter Head ASM
55	23-9740	1	Filter-Oil
56	2412-34	2	Clamp-Hose
57	68-9650	1	Axle/Transmission Hose
58	353-508	1	Plug
58:1	237-42	1	O-Ring
59	70-2620	1	Fitting-90°
59:1	237-81	1	O-Ring



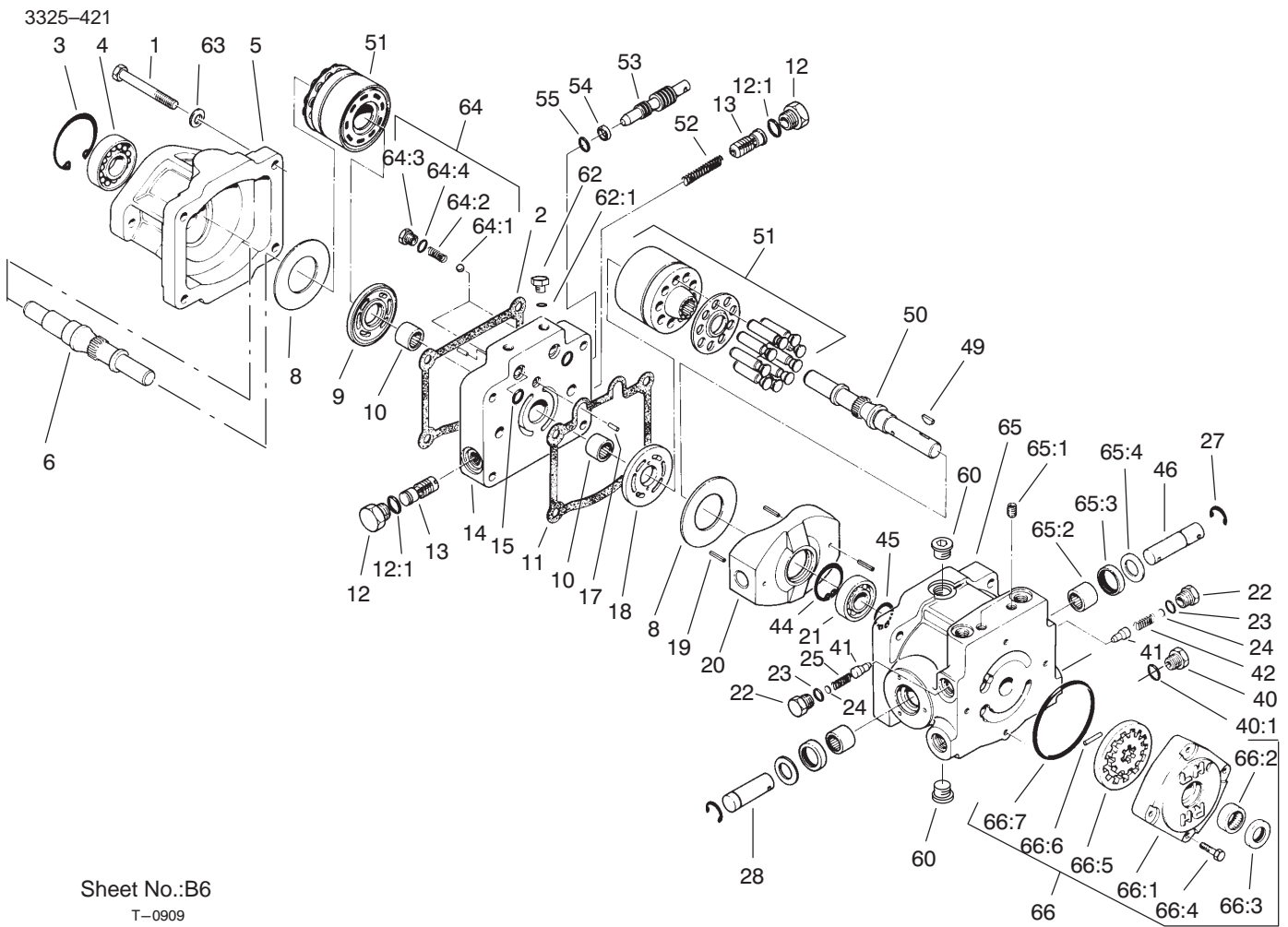
Sheet No.:B6

T-0909

Hydrostatic Transmission Assembly No. 92-8947

Ref. No.	Part No.	Qty.	Description
1	323-56	4	Screw-HH
2	67-9100	1	Gasket
3	32120-8	1	Ring-Snap
4	72-3750	1	Bearing - Roller
5	67-9080	1	Housing-Motor
6	46-8410	1	Motor Shaft
8	25-2380	2	Plate-Thrust
9	25-2390	1	Plate-Valve, Motor
10	46-8400	2	Bearing-Shaft
11	25-2400	1	Gasket
12	353-550	2	Plug-HYD
12:1	237-79	1	O-Ring
13	25-2410	2	Valve ASM
14	92-8918	1	Center Section
15	93-4132	2	O Ring
17	25-2430	2	Pin-Dowel
18	25-2440	1	Plate-Valve, Pump
19	32121-91	3	Pin-Coil Spring
20	25-2450	1	Plate-Swash, Variable
21	251-8	1	Bearing-Ball
22	25-2460	2	Plug-HH
23	237-86	4	O-Ring
24	25-2470	2	Pack-Shim
25	25-2480	1	Spring-Valve
26	25-2490	2	Ball
27	32151-46	2	Ring-Retaining

Ref. No.	Part No.	Qty.	Description
28	25-2500	1	Shaft-Trunnion
40	353-551	1	Plug-HH
40:1	237-80	1	O-Ring
41	83-7260	2	Cone-Charge Relief
42	25-2570	1	Spring-Valve
44	32120-11	1	Ring-Retaining
45	32120-15	1	Ring-Snap, Ext
46	25-2580	1	Shaft-Trunnion
49	3257-32	1	Key-Woodruff
50	67-8020	1	Shaft-Pump
51	48-1800	2	Kit-Cylinder Block
52	25-2610	1	Spring-Valve
53	88-8220	1	Valve-By-Pass
54	25-2630	1	Ring-Back-Up
55	237-22	1	O-Ring
60	67-9090	1	Plug
62	92-8776	4	Plug
62:1	92-8777	1	O-Ring
63	93-0312	4	Washer-Hardened
64	99-5689	1	Check Valve ASM
64:1	25-2490	1	Ball
64:2	25-2640	1	Spring-Valve
64:3	25-2650	1	Check Valve Plug
64:4	237-86	1	O-Ring
65	54-7890	1	Housing Kit
65:1	285-17	2	Plug-Pipe

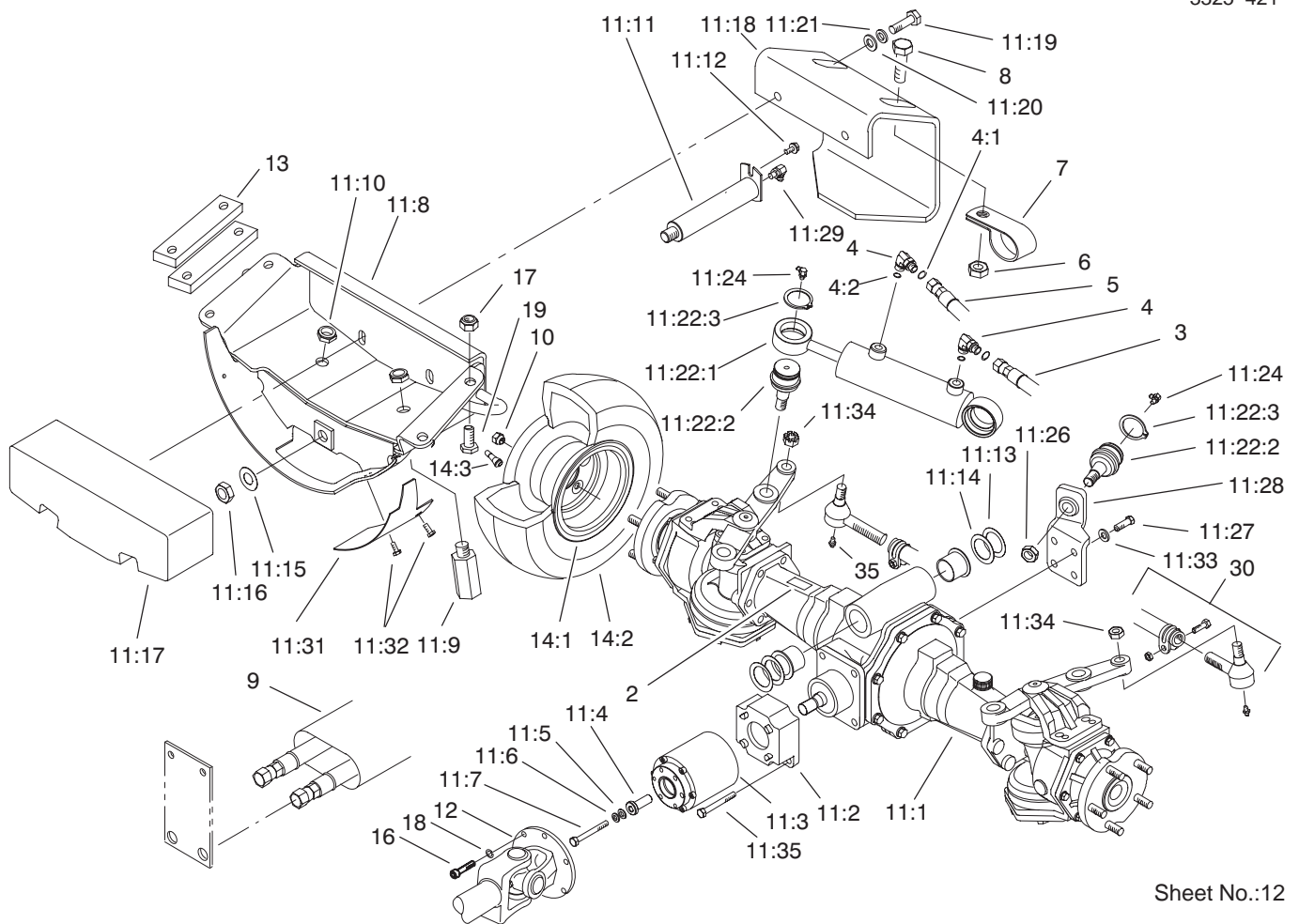


Sheet No.:B6
T-0909

Hydrostatic Transmission Assembly No. 92-8947 (Continued)

Ref. No.	Part No.	Qty.	Description
65:2	252-82	2	Bearing-Needle
65:3	25-3210	2	Seal-Lip
65:4	25-2510	2	Washer-Flat
66	25-3190	1	Charge Pump Kit
66:1	25-2550	1	Housing-Pump, Charge
66:2	67-8050	1	Bearing-Needle
66:3	93-4133	1	Seal-Lip
66:4	322-4	4	Screw-HH
66:5	25-2540	1	Gerotor ASM
66:6	25-2530	1	Pin-Straight, Headless
66:7	237-95	1	O-Ring

Ref. No.	Part No.	Qty.	Description



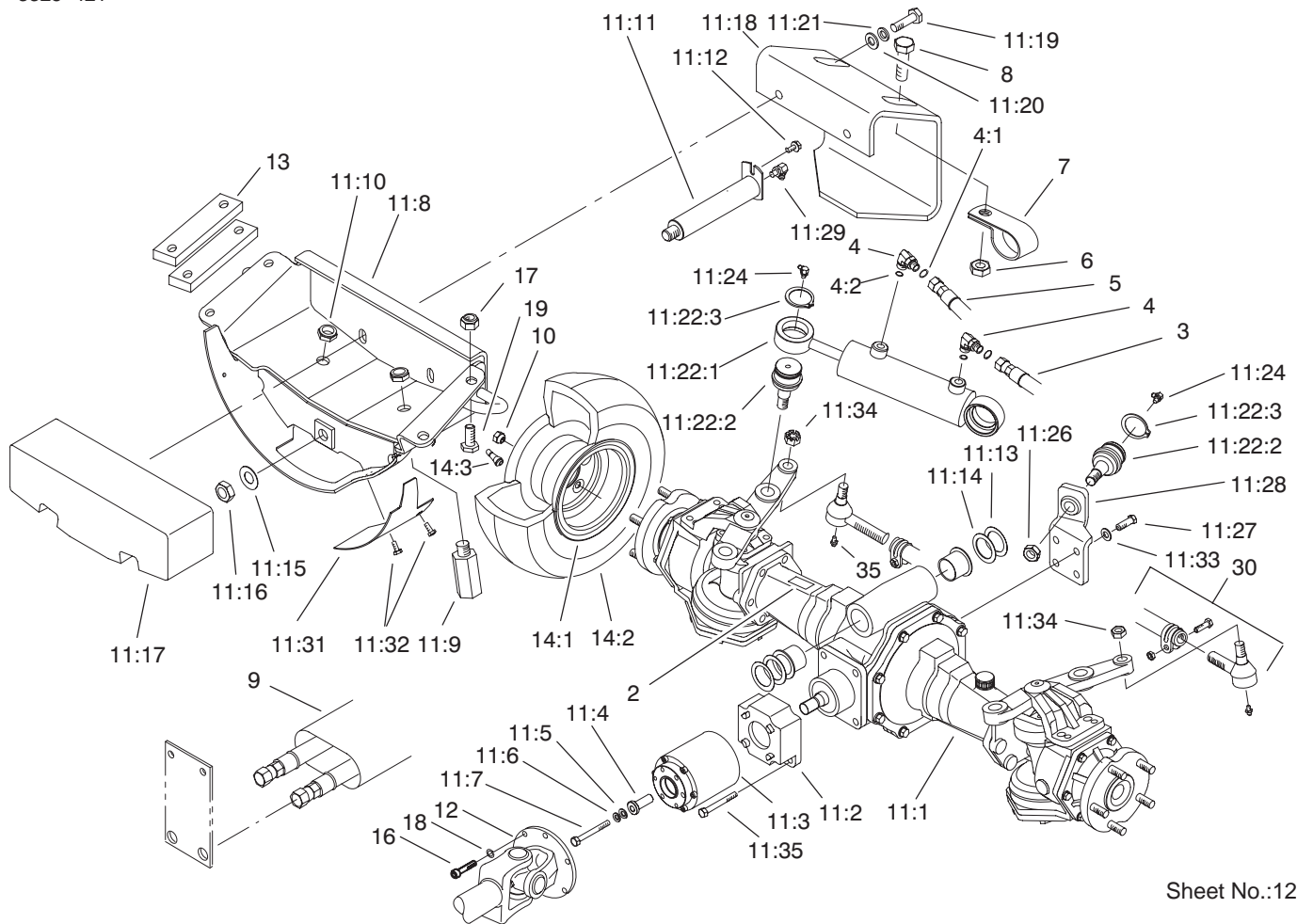
Sheet No.:12

4 Wheel Drive Rear Axle Assembly(only on: 30631)

Ref. No.	Part No.	Qty.	Description
1	93-6697	1	Decal-Lube (only on: 30631)
2	70-2560	1	Decal-Oil (only on: 30631)
3	99-2407	1	Hose ASM (only on: 30631)
4	340-97	2	Fitting-HYD, 90° (only on: 30631)
4:1	237-22	1	O-Ring (only on: 30631)
4:2	237-78	1	O-Ring (only on: 30631)
5	99-2408	1	Hose ASM (only on: 30631)
6	32128-20	1	Nut-HF (only on: 30631)
7	2412-74	1	R-Clamp (only on: 30631)
8	3234-17	1	Screw-HHF (only on: 30631)
9	56-7985	1	Sleeve-Protective (only on: 30631)
10	93-5268	10	Nut-Lug (only on: 30631)
☆11		1	Rear Axle ASM-4wd (only on: 30631)

Ref. No.	Part No.	Qty.	Description
11:1	95-7501	1	Rear Axle ASM (only on: 30631)
11:2	98-3860-03	1	Adaptor - Clutch Locator (only on: 30631)
11:3	95-6296	1	Clutch - Bidirectional (only on: 30631)
11:4	99-8436	1	Spacer (only on: 30631)
11:5	33094-00	1	Washer-Flat (only on: 30631)
11:6	3253-4	1	Washer-Lock (only on: 30631)
11:7	33114-070	1	Screw-HH (only on: 30631)
11:8	100-6570-01	1	Axle Support ASM (only on: 30631)
11:9	98-3863	2	Stop - Oscillation (only on: 30631)
11:10	3296-15	2	Nut-Lock NI (only on: 30631)
11:11	99-8434-03	1	Rear Axle Pin ASM (only on: 30631)
11:12	32144-14	1	Screw-HWH (only on: 30631)

☆ Not serviced



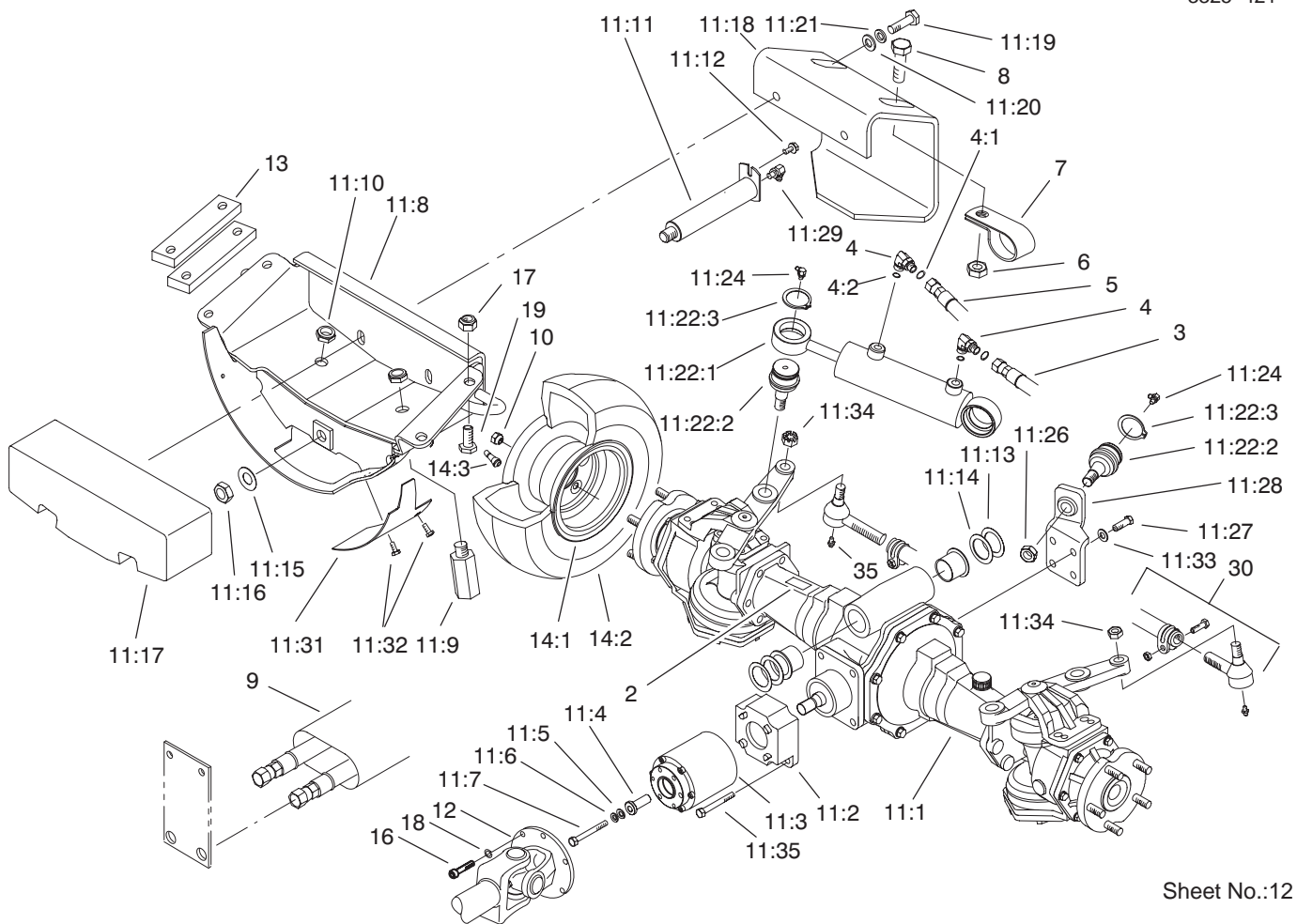
Sheet No.:12

4 Wheel Drive Rear Axle Assembly (Continued) (only on: 30631)

Ref. No.	Part No.	Qty.	Description
11:13	99-8431	1	Washer-,Thrust (only on: 30631)
11:14	99-8432	1	Washer-Thrust (only on: 30631)
11:15	71-4540	1	Washer-Thrust (only on: 30631)
11:16	32146-20	1	Nut-Jam (only on: 30631)
11:17	98-3869-01	1	Weight-Rear (only on: 30631)
11:18	98-3880-03	1	Bumper (only on: 30631)
11:19	325-7	2	Screw-HH (only on: 30631)
11:20	3256-26	2	Washer-Flat (only on: 30631)
11:21	3253-7	2	Washer-Lock (only on: 30631)
☆11:22		1	Steering Cyl. ASM. (only on: 30631)
11:22:1	99-2415	1	Cylinder - HYD (only on: 30631)
11:22:2	92-5838-01	2	Joint-Ball (only on: 30631)

Ref. No.	Part No.	Qty.	Description
11:22:3	32151-104	2	Ring-Retaining, Ext (only on: 30631)
11:24	302-11	2	Fitting-Lube, 45° (only on: 30631)
11:26	3220-6	4	Nut-Jam (only on: 30631)
11:27	95-8812	4	Screw-HH (only on: 30631)
11:28	98-3862-03	1	Bracket-Support, Cylinder (only on: 30631)
11:29	302-33	1	Fitting-Grease (only on: 30631)
11:30	98-3871-03	1	Tie Rod ASM (only on: 30631)
11:31	99-2413-01	1	Cover - Guard, Flywheel (only on: 30631)
11:32	32144-10	2	Screw-HWH (only on: 30631)
11:33	48-9220	4	Washer (only on: 30631)
11:34	3220-11	4	Nut-Jam (only on: 30631)

☆ Not serviced

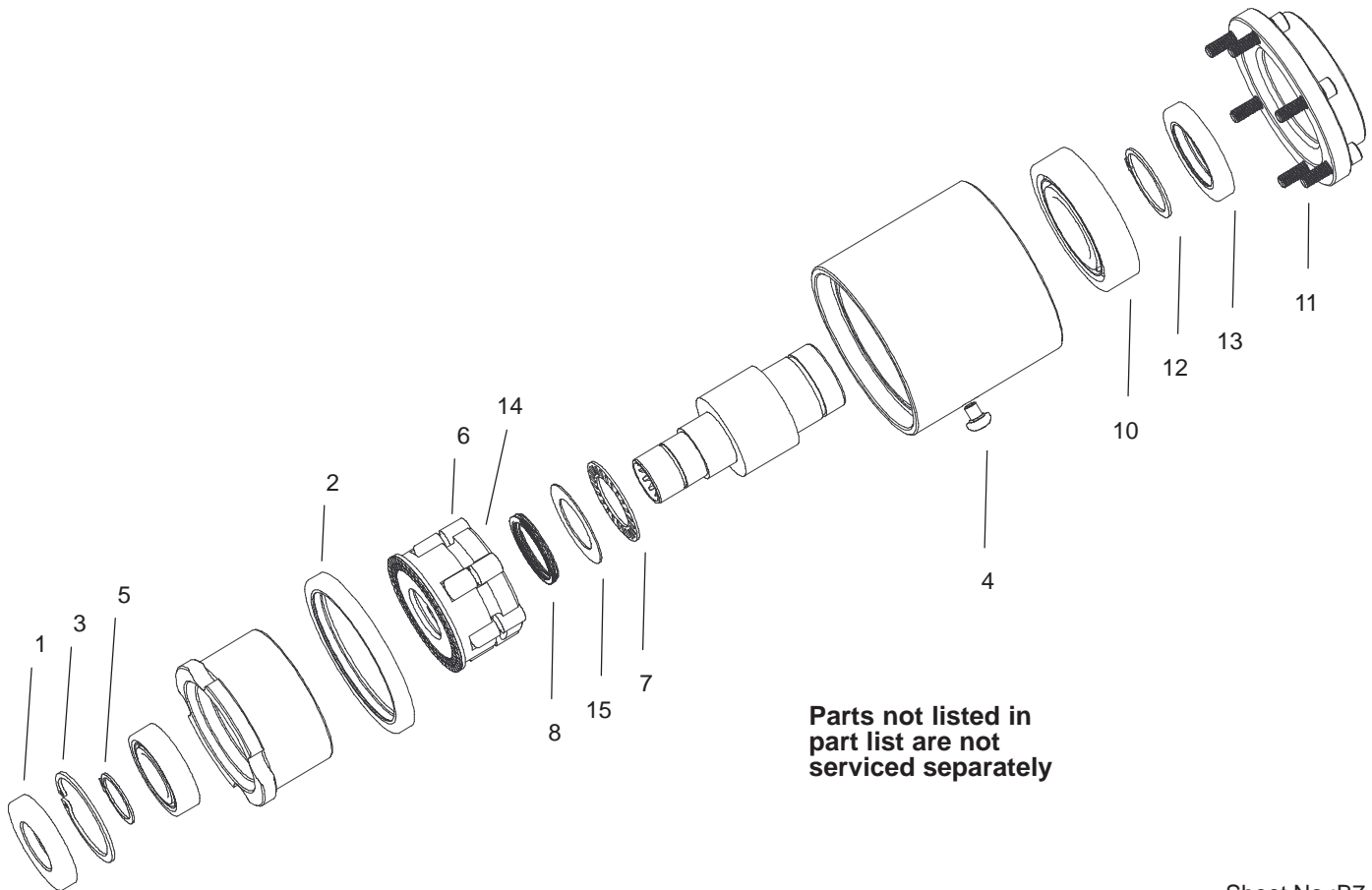


Sheet No.:12

4 Wheel Drive Rear Axle Assembly (Continued) (only on: 30631)

Ref. No.	Part No.	Qty.	Description	Ref. No.	Part No.	Qty.	Description
11:35	87-3700	2	Screw (only on: 30631)				
12	98-5009	1	Driveshaft ASM (only on: 30631)				
13	105-0073-01	4	Spacer-Frame (only on: 30631)				
☆14		2	Tire & Wheel ASM (only on: 30631)				
14:1	99-2410	1	Rim (only on: 30631)				
14:2	231-122	1	Tire (only on: 30631)				
14:3	232-31	1	Stem-Valve (only on: 30631)				
16	3274-8	12	Screw-HSH (only on: 30631)				
17	32128-23	4	Nut-HF (only on: 30631)				
18	3253-3	12	Washer-Lock (only on: 30631)				
19	3234-46	4	Screw-HHF (only on: 30631)				

☆ Not serviced



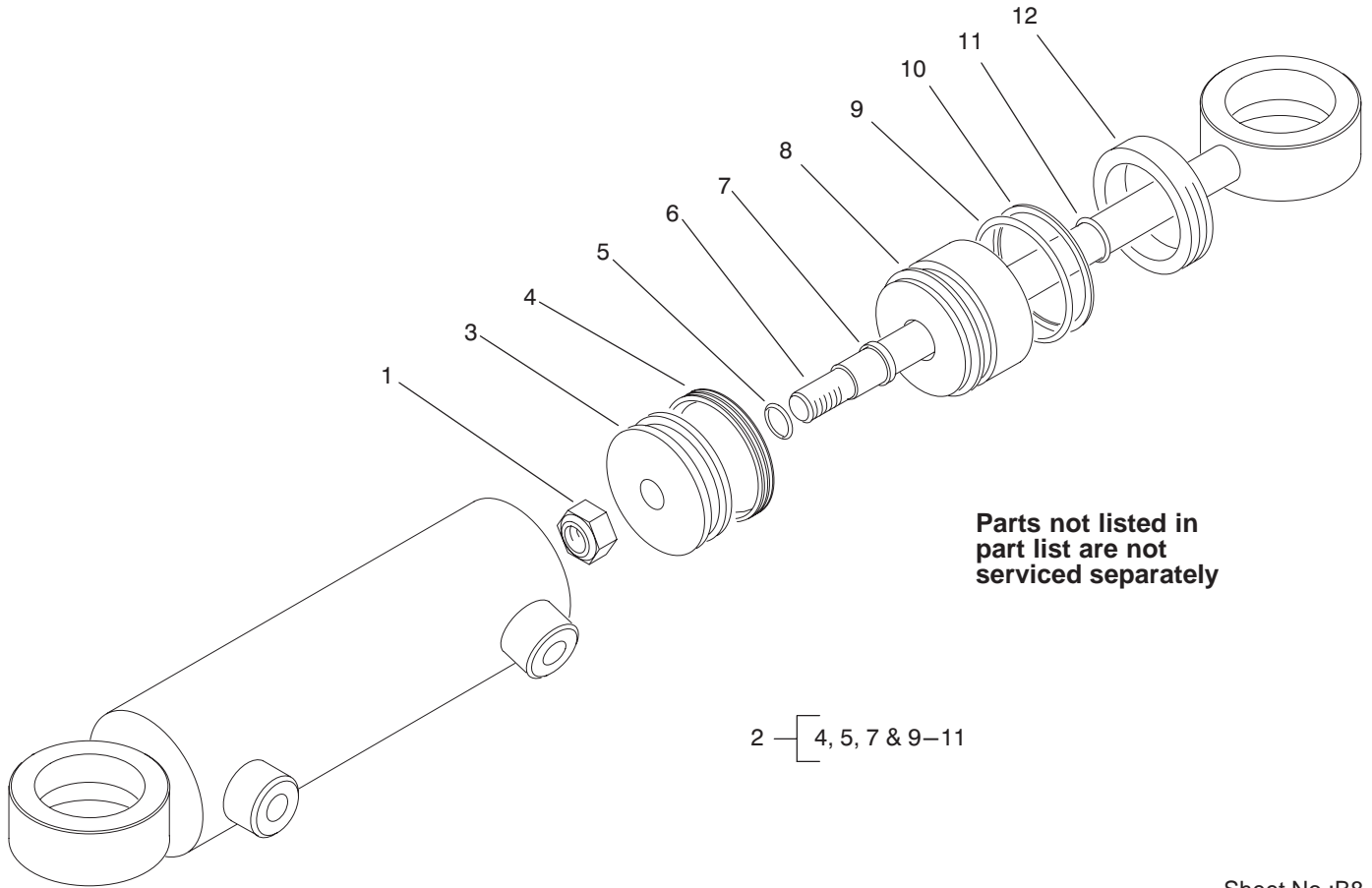
Parts not listed in part list are not serviced separately

Sheet No.:B7
T-3802

Bi-Directional Clutch Assembly No. 95-6296 (only on: 30631)

Ref. No.	Part No.	Qty.	Description
1	100-6589	1	Seal-Oil (only on: 30631)
2	100-6593	1	Seal-Oil (only on: 30631)
3	100-6594	1	Ring-Snap, Internal (only on: 30631)
4	100-6596	1	Screw-PPH, W/O-Ring (only on: 30631)
5	100-6597	1	Ring-Snap, External (only on: 30631)
6	93-8925	6	Roller (only on: 30631)
7	93-8919	1	Bearing - Thrust Needle (only on: 30631)
8	93-8923	1	Spring - Wave (only on: 30631)
9	99-2902	1	Bearing-Ball Ex (only on: 30631)
10	92-9705	1	Bearing (only on: 30631)
11	3245-6	6	Screw-HSH (only on: 30631)

Ref. No.	Part No.	Qty.	Description
12	32120-84	1	Ring-Snap, External (only on: 30631)
13	71-6790	1	Seal-Oil (only on: 30631)
14	100-2568	1	Roll Cage ASM (only on: 30631)
15	93-8929	1	Washer - Thrust (only on: 30631)

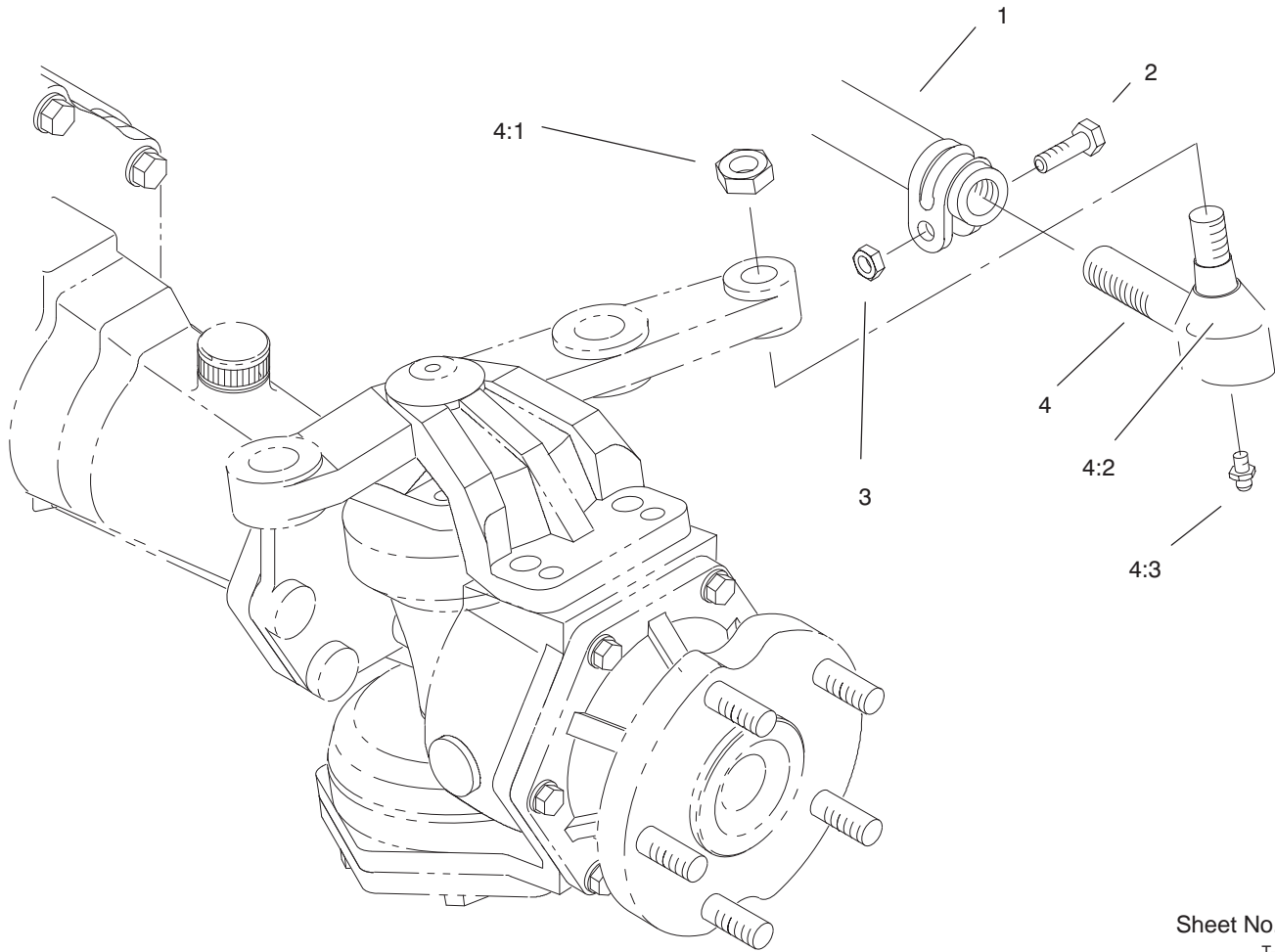


Sheet No.:B8
T-3111

Cylinder Assembly No. 99-2415 (only on: 30631)

Ref. No.	Part No.	Qty.	Description
1	32152-10	1	Locknut-Deform, Top (only on: 30631)
2	86-5390	1	Kit-Seal Repair, 2" Cylinder (only on: 30631)

Ref. No.	Part No.	Qty.	Description

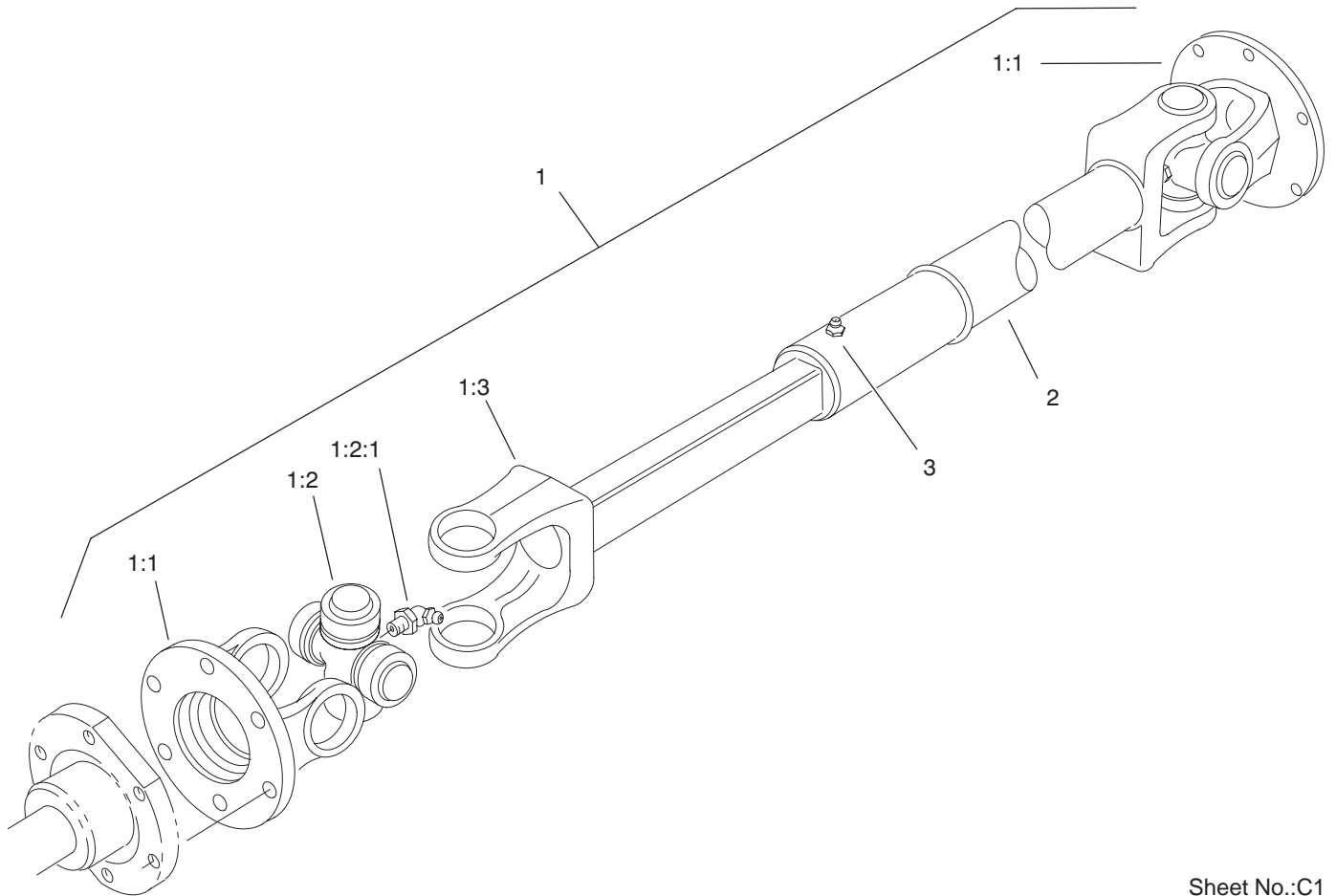


Sheet No.:B9
T-3803

Tie Rod Assembly No. 98-3871-03 (only on: 30631)

Ref. No.	Part No.	Qty.	Description
2		1	Tie Rod ASM (only on: 30631)
1	99-2412	1	Rod & Clamp ASM,*B (only on: 30631)
2	323-9	2	Screw-HH (only on: 30631)
3	3296-39	2	Nut-Lock, NI (only on: 30631)
4	71-4740	2	End-Tie Rod (only on: 30631)
4:1	32136-13	1	Nut-Hex, Slotted (only on: 30631)
4:2	71-4760	1	Seal (only on: 30631)
4:3	302-55	1	Zerk (only on: 30631)

Ref. No.	Part No.	Qty.	Description

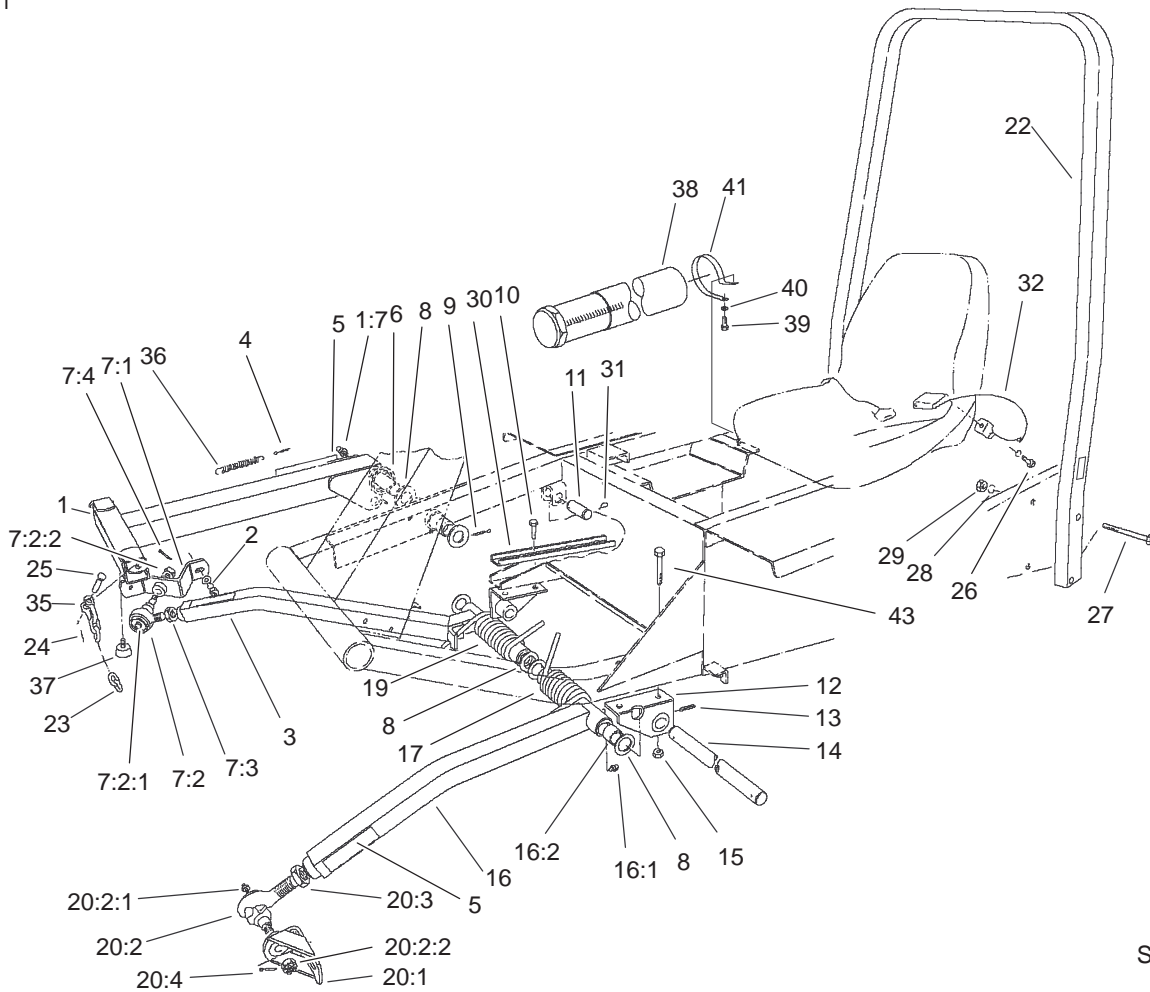


Sheet No.:C1
T-3804

Driveshaft Assembly No. 98-5009 (only on: 30631)

Ref. No.	Part No.	Qty.	Description
1	92-5096	1	ASM-Joint & Shaft (only on: 30631)
1:1	72-3410	1	Yoke - Flange (only on: 30631)
1:2	54-9180	1	U-Joint Kit (only on: 30631)
1:2:1	62-3820	1	Fitting-Grease (only on: 30631)
1:3	72-3420	1	Shaft-Yoke, Slip (only on: 30631)
2	72-3431	1	Tube - Slip Yoke *B (only on: 30631)
3	302-58	1	Fitting-Grease (only on: 30631)
5		1	U-Joint Kit (only on: 30631)
5:1	62-3820	1	Fitting-Grease (only on: 30631)

Ref. No.	Part No.	Qty.	Description

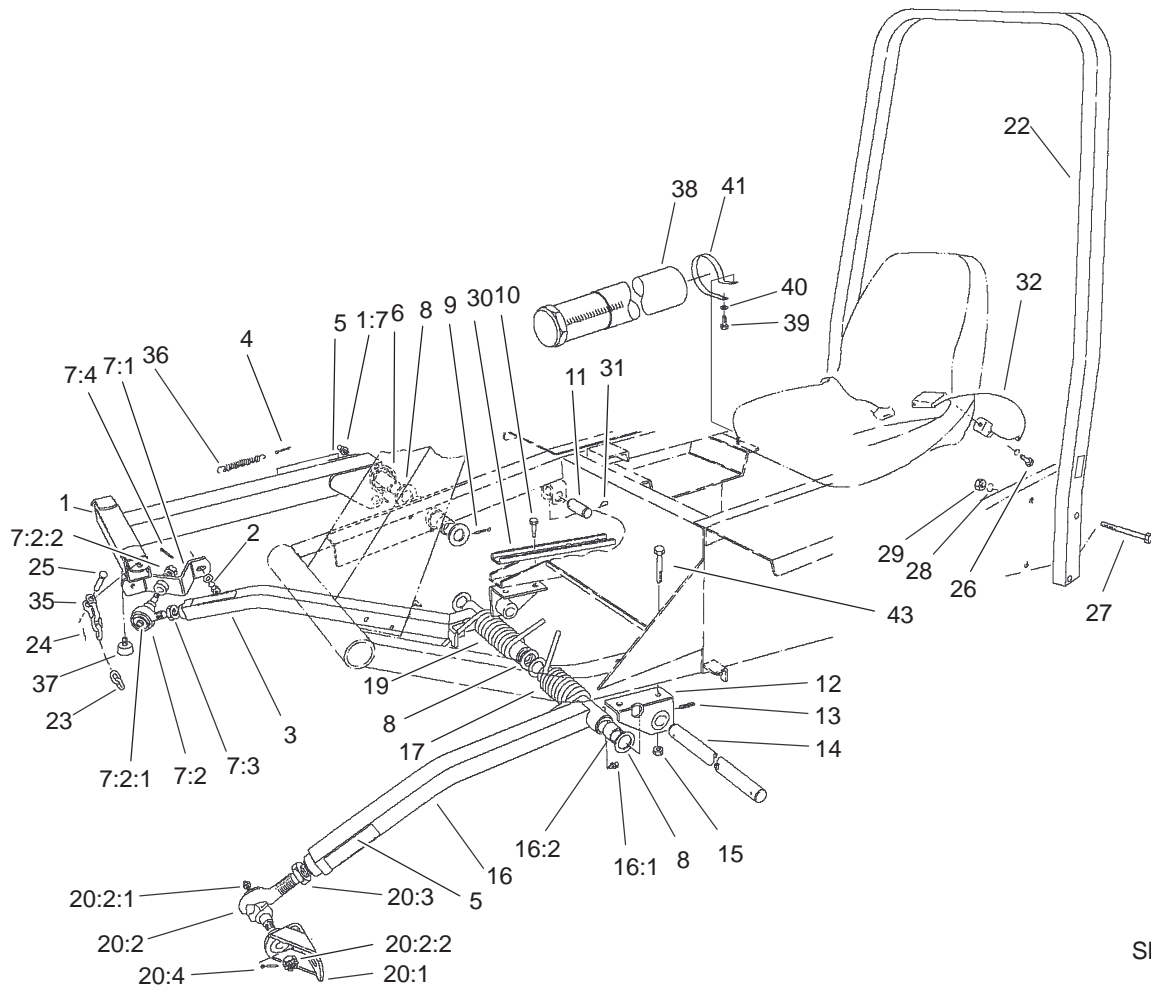


Sheet No.:13

Push Arm and ROPS Assembly

Ref. No.	Part No.	Qty.	Description
1	66-6370	1	Arm-Lift
1:7	302-5	1	Fitting-Grease
1:8	3290-472	1	Insert-Threaded
2	3253-6	2	Washer-Lock
3	66-7150	1	Push Arm-RH
3:1	302-33	1	Fitting-Grease
3:2	256-126	2	Bushing
4	3272-24	1	Pin-Cotter
5	93-6696	3	Decal-Loaded, Spring
6	46-8840-01	1	Spring-Lift Arm
7	18-2869-01	1	RH Ball Joint ASM
7:1	21-3020-01	1	Mount-Ball Joint, RH
7:2	86-8100-01	1	Joint-Ball
7:2:1	302-5	1	Fitting-Grease
7:2:2	32136-2	1	Nut-SHH
7:3	21-3000	1	Nut-HJ, Push Arm
7:4	3272-11	1	Pin-Cotter
8	5-1754	6	Washer-Pulley, Countershaft
9	3272-33	1	Pin-Cotter
10	324-4	2	Screw-HH
11	3-7292	1	Pin
12	21-2860-01	2	Bracket-Push Arm
13	32121-84	2	Pin-Coil
14	21-2990	1	Shaft-Pivot
15	32128-42	4	Nut-HF

Ref. No.	Part No.	Qty.	Description
16	21-2960	1	Push Arm-LH
16:1	302-33	1	Fitting-Grease
16:2	256-126	2	Bushing
17	21-2900-01	1	Spring-LH
19	21-2890-01	1	Spring-RH
20	18-2879-01	1	LH Ball Joint ASM
20:1	21-3050-01	1	Mount-Ball Joint, LH
20:2	86-8100	1	Joint-Ball
20:2:1	302-5	1	Fitting-Grease
20:2:2	32136-2	1	Nut-SHH
20:3	21-3000	1	Nut-HJ, Push Arm
20:4	3272-11	1	Pin-Cotter
21	28-8070	1	Lanyard
23	3-1365	3	Chain
24	3272-10	6	Pin-Cotter
25	283-10	6	Clevis
26	3212-4	2	Screw-HH (only on: 30631)
27	328-12	4	Screw-HH (only on: 30631)
28	3253-9	4	Washer-Lock/Sp (only on: 30631)
29	3217-12	4	Nut-Hex (only on: 30631)
30	93-7040-01	1	Supt. Reinforcement Wa

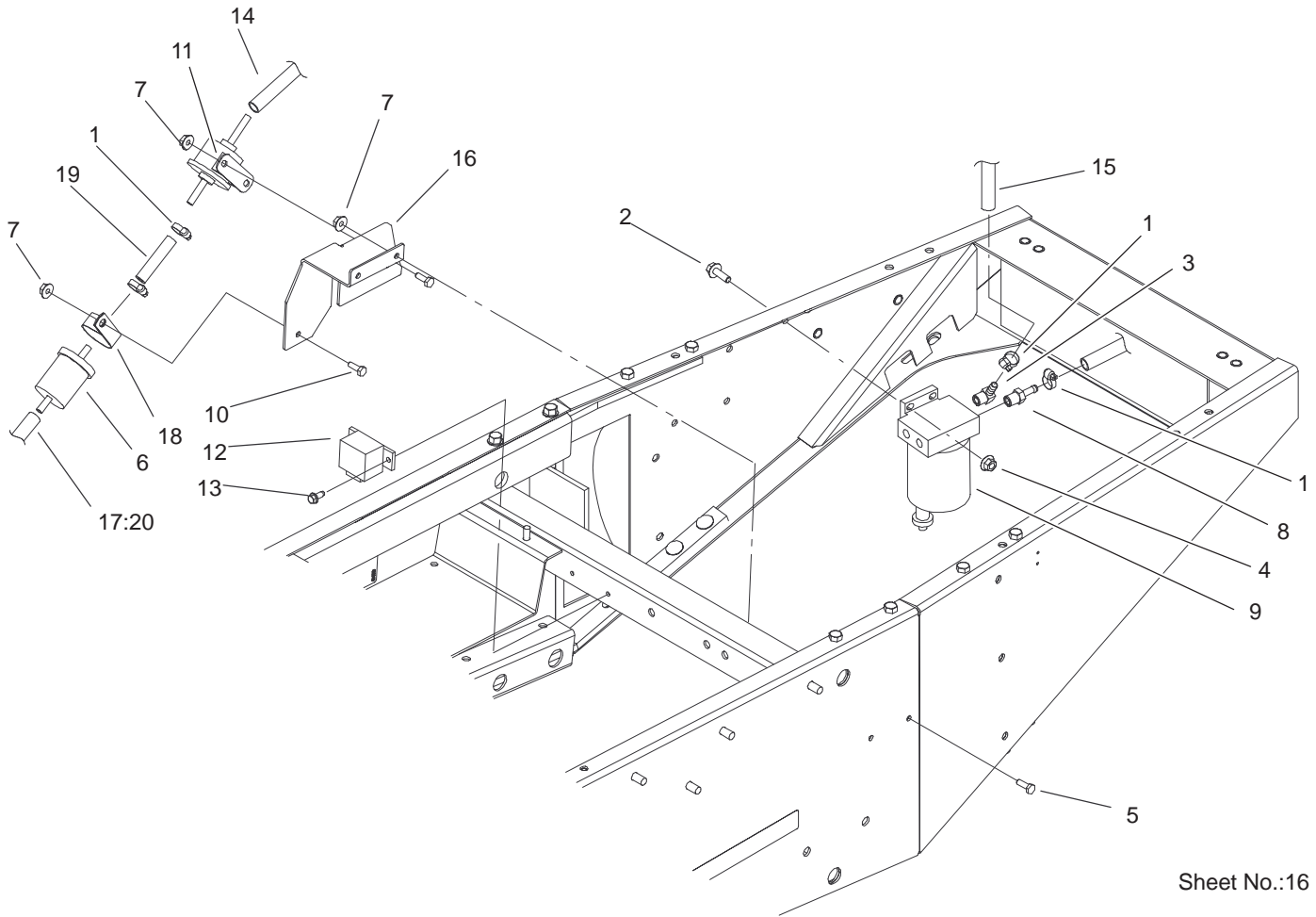


Sheet No.:13

Push Arm and ROPS Assembly (Continued)

Ref. No.	Part No.	Qty.	Description
31	5-3126	3	Pin-Spring
32	72-9390	1	Belt-Seat (only on: 30631)
33	93-7644	1	Hitch Pin - Cotterless
34	24-9510	1	Pin
35	5-2942	6	Shackle
36	21-1830	1	Spring - PTO Tension
37	68-3270	1	Bumper-Rubber
38	74-0720	1	Tube-Manual
39	322-2	2	Screw-HH
40	3256-23	2	Washer-Flat
41	2412-133	2	R-Clamp
42	3272-7	1	Pin-Cotter
43	324-12	2	Screw-HH
44	93-7650-01	1	Lever - Locking

Ref. No.	Part No.	Qty.	Description

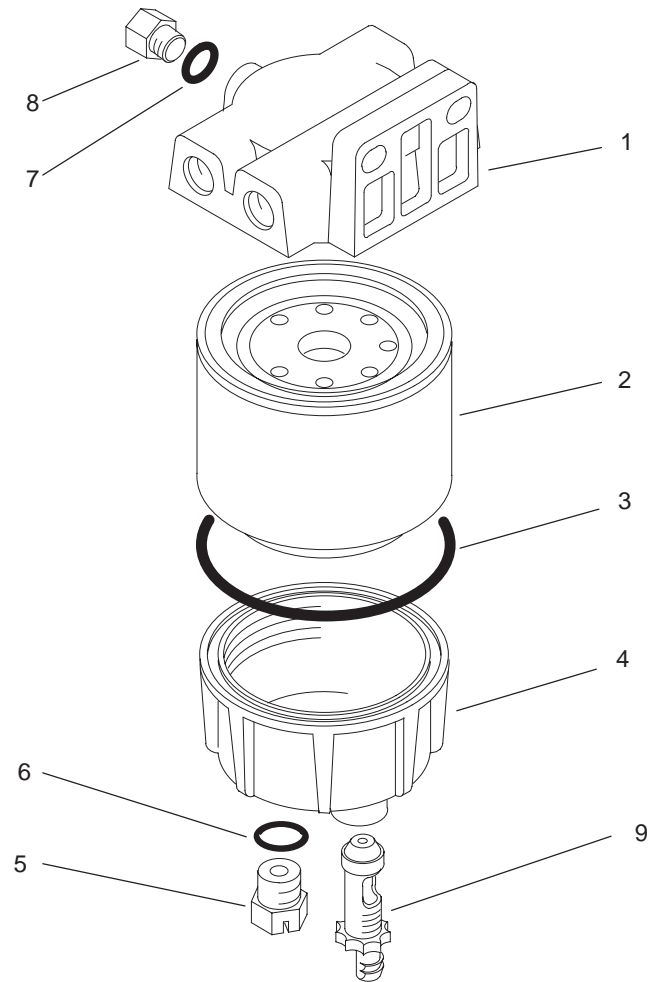


Sheet No.:16

Water and Fuel Filter Assembly

Ref. No.	Part No.	Qty.	Description
1	2412-108	6	Clamp-Worm
2	3234-29	2	Screw-HHF
3	353-781	1	Fitting
4	32128-20	2	Nut-HF
5	321-4	2	Screw-HH
7	32128-33	5	Nut-HF
8	353-783	1	Fitting-Pump
9	98-9305	1	Filter-Water/Fuel
10	321-4	5	Screw-HH
12	66-8800	1	Relay
13	32144-10	2	Screw-HWH
14	99-9681	1	Hose-Fuel
15	63-9640	1	Hose
16	105-2561-03	1	Bracket-Fuel Pump
19	105-2599	1	Hose-Fuel

Ref. No.	Part No.	Qty.	Description

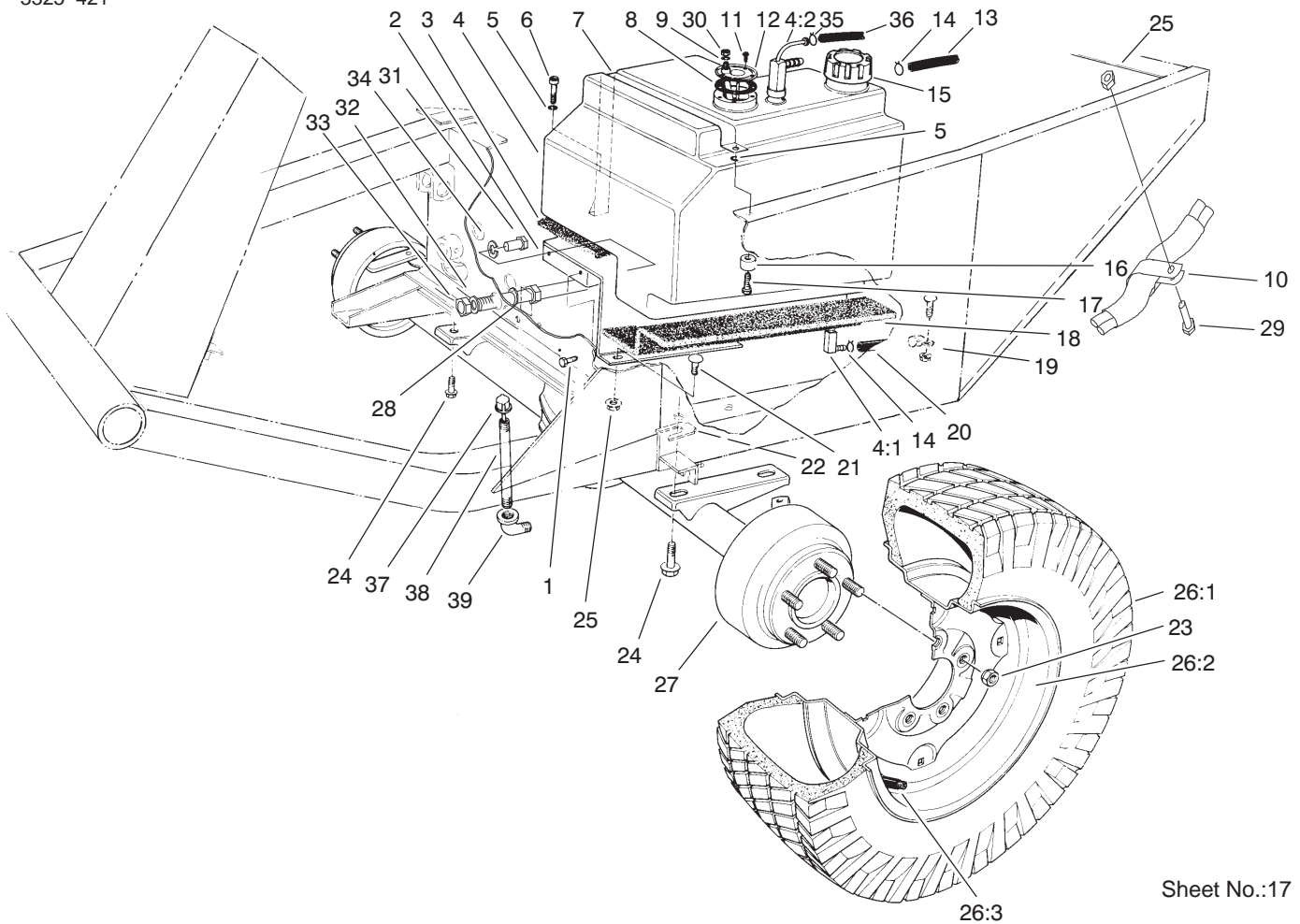


Sheet No.:B3
T-3330

Water and Fuel Filter No. 98-9305

Ref. No.	Part No.	Qty.	Description
1	98-9772	1	Head-Filter
2	98-9764	1	Element-On, Spin
3	98-9774	1	O-Ring-Base, Filter
4	98-9775	1	Base-Filter
5	98-9773	1	Plug-Base, Filter
6	237-42	1	O-Ring
7	237-78	1	O-Ring
8	98-9776	1	Plug-Filter, Head
9	98-9777	1	Drain Valve ASM

Ref. No.	Part No.	Qty.	Description



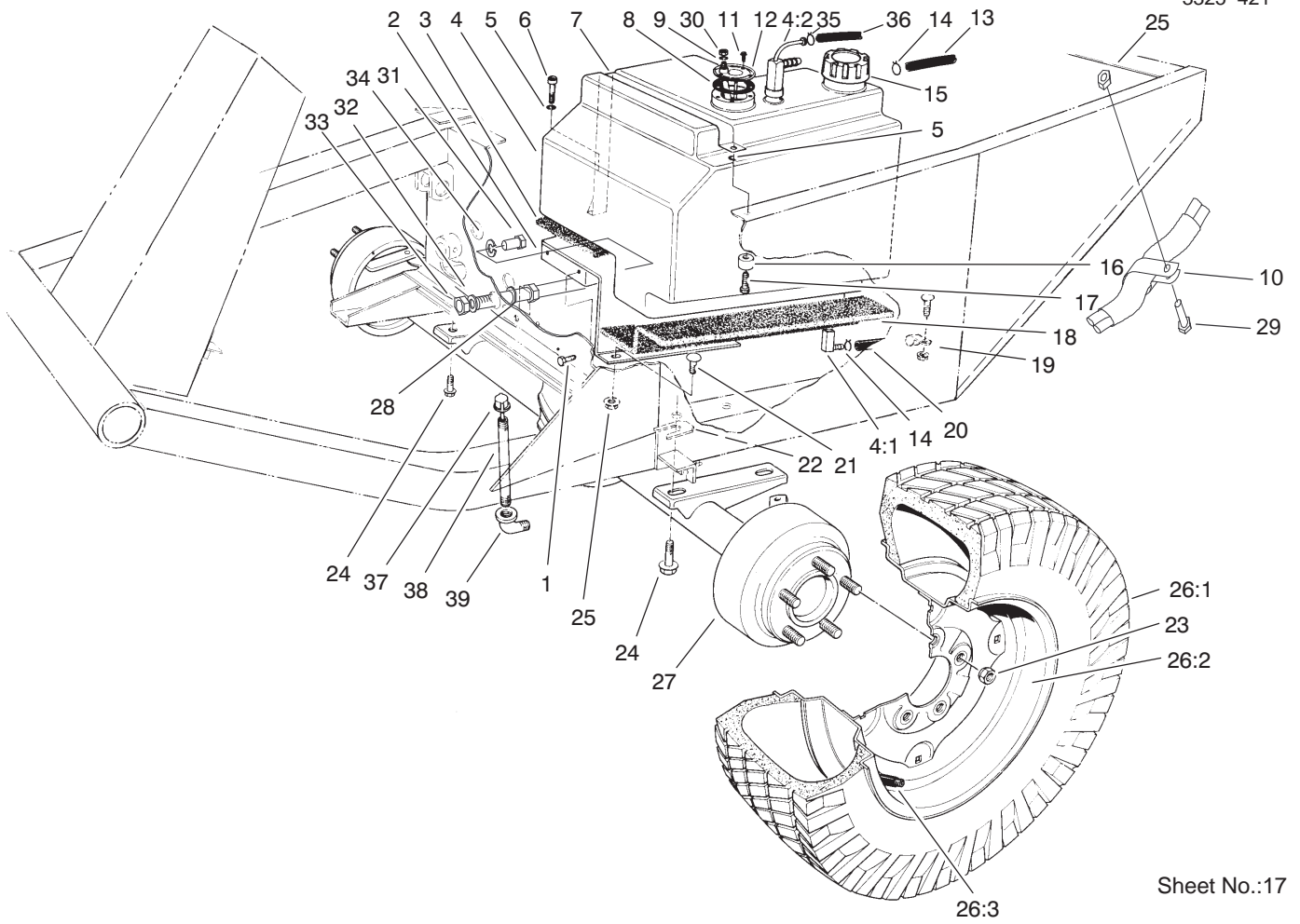
Sheet No.:17

Fuel Tank and Front Axle Assembly

Ref. No.	Part No.	Qty.	Description
1	3234-11	2	Screw-HHF
2	68-9760	1	Base-Fuel Tank
3	21-3600	1	Foam-Support, Tank
4	43-4150	1	Fuel Tank ASM
4:1	43-4190	1	Fitting ASM
4:2	43-4160	1	Fitting-Return & Vent
5	3253-3	2	Washer-Lock
6	32104-96	1	Screw-HH
7	37-9550	1	Strap-Gas Tank
8	62-7650	1	Gasket
9	3253-17	1	Washer-Lock/Sp
10	2412-126	1	R-Clamp (only on: 30630)
10	2412-74	1	R-Clamp (only on: 30631)
11	32144-53	5	Screw-SHWH
12	105-2563	1	Sender-Fuel
13	104-0076	1	Hose-Fuel
14	2412-6	2	Clamp-Hose
15	55-3572	1	Gas Cap ASM
16	22-7810	1	Spacer
17	321-6	1	Screw-HH
18	21-3610	1	Foam-Support, Tank
19	2412-4	1	Clamp
20	63-9640	1	Hose
21	3230-2	3	Screw-CARR

Ref. No.	Part No.	Qty.	Description
22	42-6080	1	Shim-Axle
23	23-7270	10	Nut-Wheel
24	32144-67	4	Screw
25	32128-20	3	Nut-HF (only on: 30630)
25	32128-20	2	Nut-HF (only on: 30631)
☆26		2	Tire ASM
26:1	95-3348	1	Tire
26:2	217-117	1	Wheel ASM
26:3	232-27	1	Stem-Valve
27	86-9630-03	1	Axle ASM (only on: 30631)
27	86-9600-03	1	Axle ASM (only on: 30630)
28	24-9830-01	1	Support-Axle
29	32144-14	1	Screw-HWH (only on: 30631)
29	322-6	1	Screw-HH (only on: 30630)
30	3219-14	1	Nut-Hex
31	323-6	1	Screw-HH
32	3256-6	2	Washer-Flat
33	3217-9	2	Nut-HH
34	3253-21	1	Washer-Lock
35	2412-79	2	Clamp-Hose

☆ Not serviced

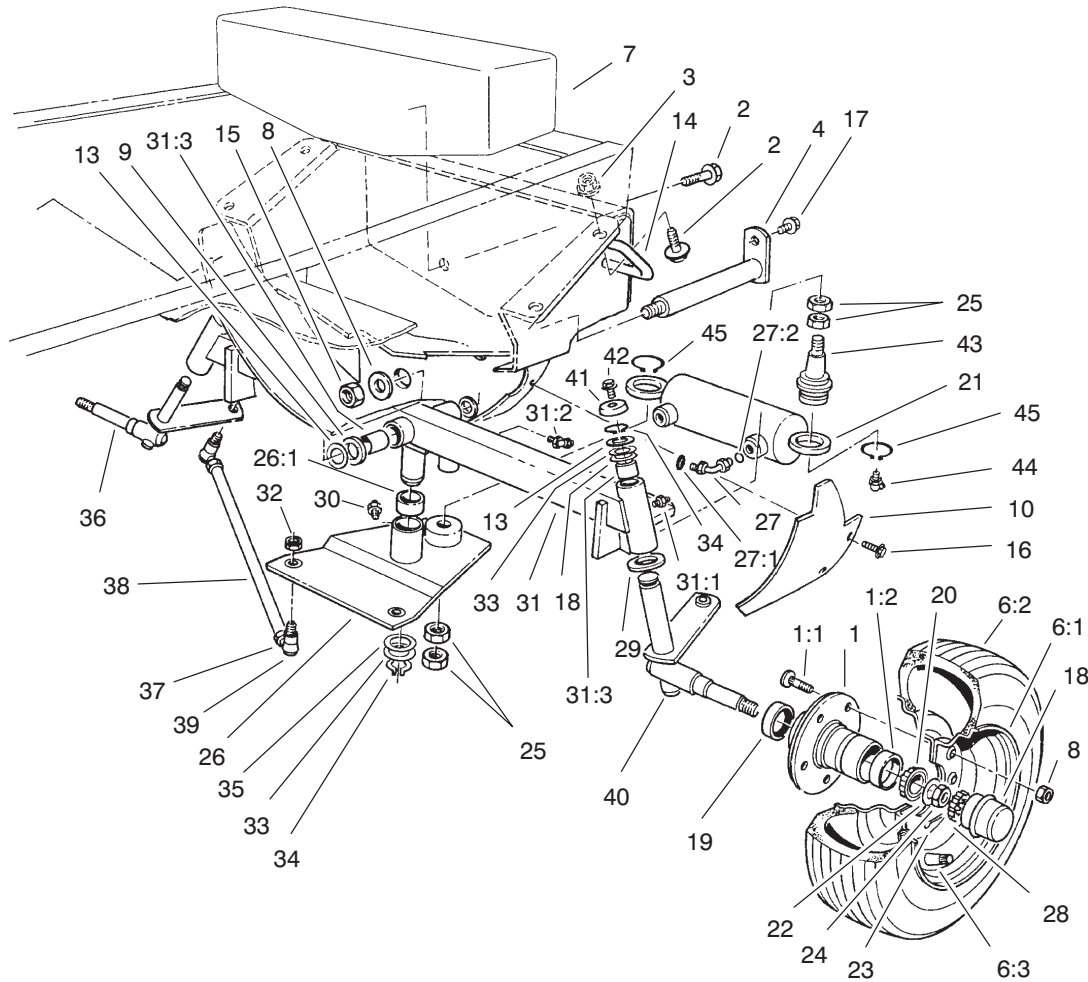


Sheet No.:17

Fuel Tank and Front Axle Assembly (Continued)

Ref. No.	Part No.	Qty.	Description
36	43-4230	1	Return Hose
37	23-5180	1	Dipstick-Axle
38	289-37	1	Nipple-Pipe
39	2811-9	1	Elbow-Street

Ref. No.	Part No.	Qty.	Description



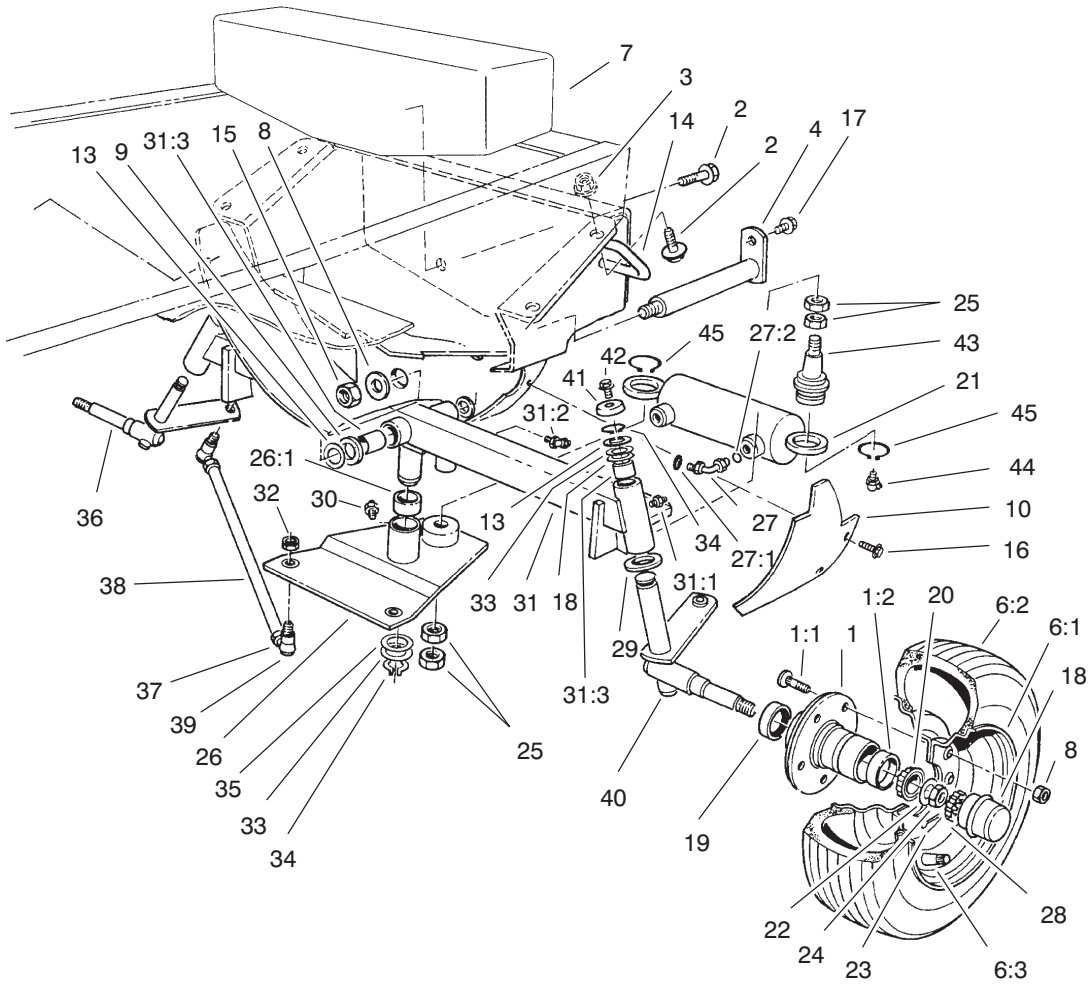
Sheet No.:18

2 Wheel Drive Rear Axle Assembly (only on: 30630)

Ref. No.	Part No.	Qty.	Description
1	21-2820	1	Hub ASM
1:1	10-6830	5	Stud-Type, Drive
1:2	254-72	2	Bearing-Taper, Cup
2	3234-46	6	Screw-HHF
3	32128-23	4	Nut-HF
4	92-7807-01	1	Pin-Rear Axle
5	71-4540	1	Washer-Thrust
☆6		2	Tire & Wheel ASM
6:1	217-106	1	Wheel ASM
6:2	231-105	1	Tire
6:3	232-31	1	Stem-Valve
7	98-3869-01	1	Weight-Rear
8	242-50	10	Nut-Lug
9	92-7845	1	Spacer - Hardened
10	99-2413-01	1	Cover - Guard, Flywheel
11	56-7980	1	Protective Sleeve
12	68-9710	2	Rear Steering Hose
13	56-2460	1	Washer-Flat
14	92-7803-01	1	Support-Axle
15	32146-20	1	Nut-Jam
16	32144-10	2	Screw-HWH
17	32144-14	1	Screw-HWH
18	241-119	1	Cap-Dust
19	253-129	1	Seal
20	254-94	2	Bearing-Taper, Cone

Ref. No.	Part No.	Qty.	Description
21	92-7828	1	Cylinder - HYD
22	93-0309	2	Washer-Tab
23	3272-13	2	Pin-Cotter
24	3220-7	2	Nut-Jam
25	3220-6	4	Nut-Jam
26	92-7821	1	Pivot-Steering
26:1	256-242	2	Bushing
27	340-54	2	Elbow-45°
27:1	237-22	1	O-Ring
27:2	237-78	1	O-Ring
28	93-0307	2	Nut-Retainer, Lock
29	256-121	2	Washer-Thrust
30	302-5	1	Fitting-Grease
31	100-6566-03	1	Rear Axle ASM
31:1	302-5	2	Fitting-Grease
31:2	302-11	1	Fitting-Lube, 45°
31:3	67-1750	6	Bushing
32	3220-3	8	Nut-Jam
33	5-1226	4	Washer
34	32151-36	3	Ring-Retaining
35	10-8110	3	Washer-Thrust
36	93-3199	1	RH Spindle ASM
*	3220-12	2	Nut-HJ, LH Thread
37	3220-5-01	2	Nut-HJ
38	21-2000	2	Steering Tie Rod
*	21-0151	1	LH Ball Joint ASM

☆ Not serviced
* Not illustrated

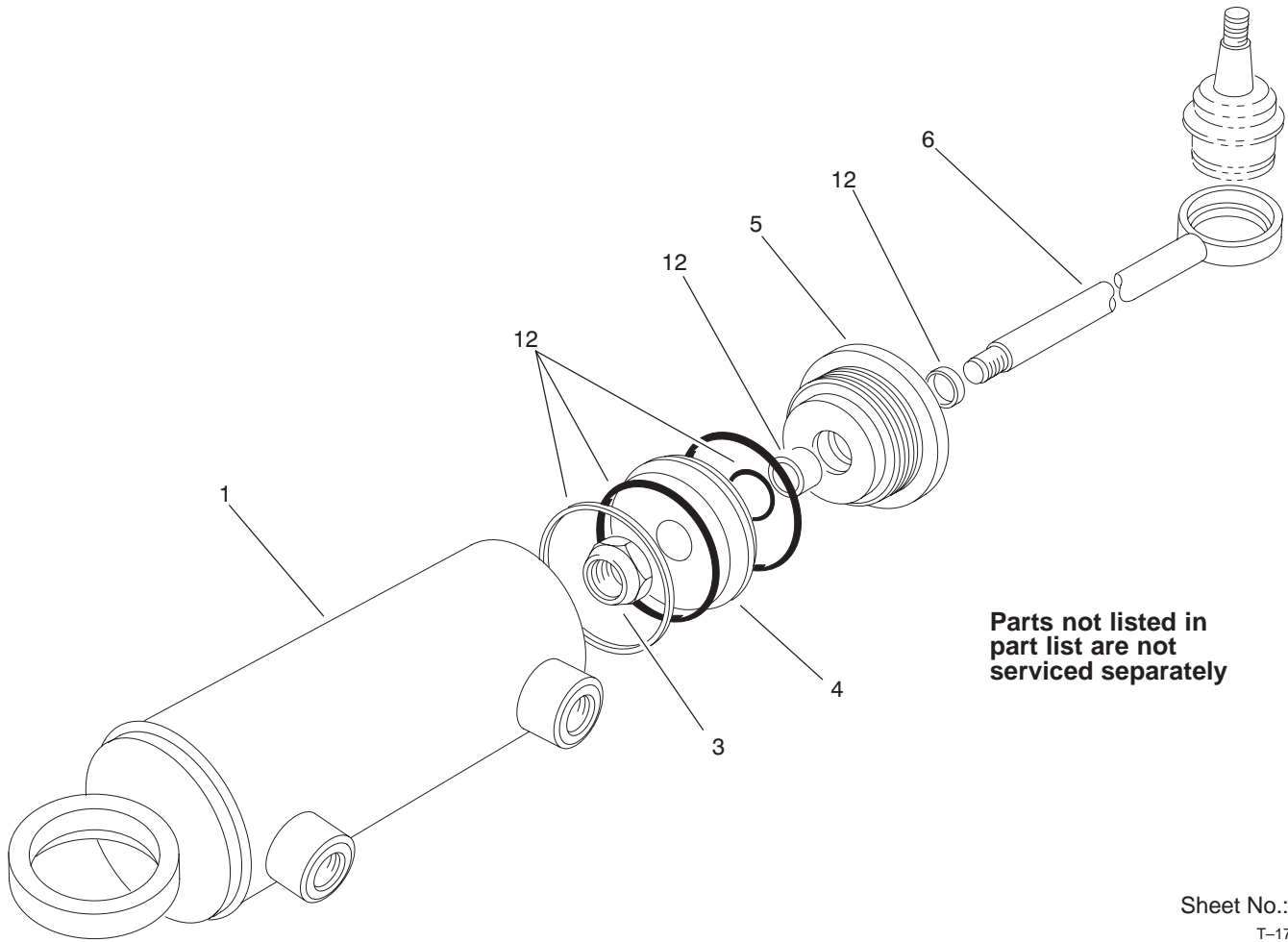


Sheet No.:18

2 Wheel Drive Rear Axle Assembly (Continued) (only on: 30630)

Ref. No.	Part No.	Qty.	Description
39	21-0141	1	RH Ball Joint ASM
40	99-1292	1	LH Spindle ASM
41	66-2990	2	Cap-Spindle
42	3234-13	2	Screw-HHF
43	92-5838-01	2	Joint-Ball
44	302-11	2	Fitting-Grease
45	32151-104	2	Ring-Retaining, Ext

Ref. No.	Part No.	Qty.	Description

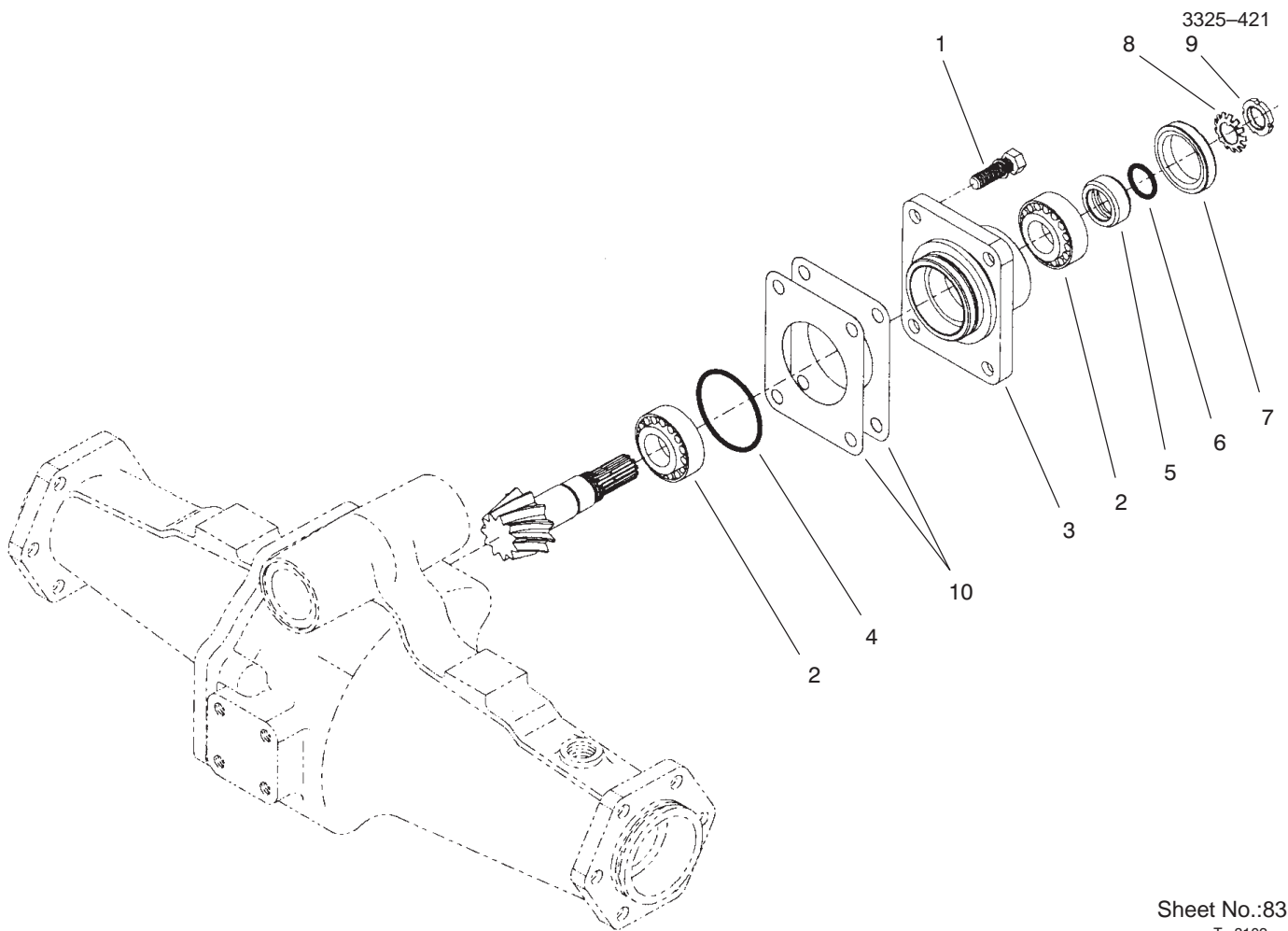


Sheet No.:B4
T-1761

Hydraulic Cylinder Assembly No. 92-7828 (only on: 30630)

Ref. No.	Part No.	Qty.	Description
3	66-1930	1	Locknut
4	66-1940	1	Piston
5	92-6588	1	Gland
12	92-6593	1	Kit-Packing, 4wd

Ref. No.	Part No.	Qty.	Description



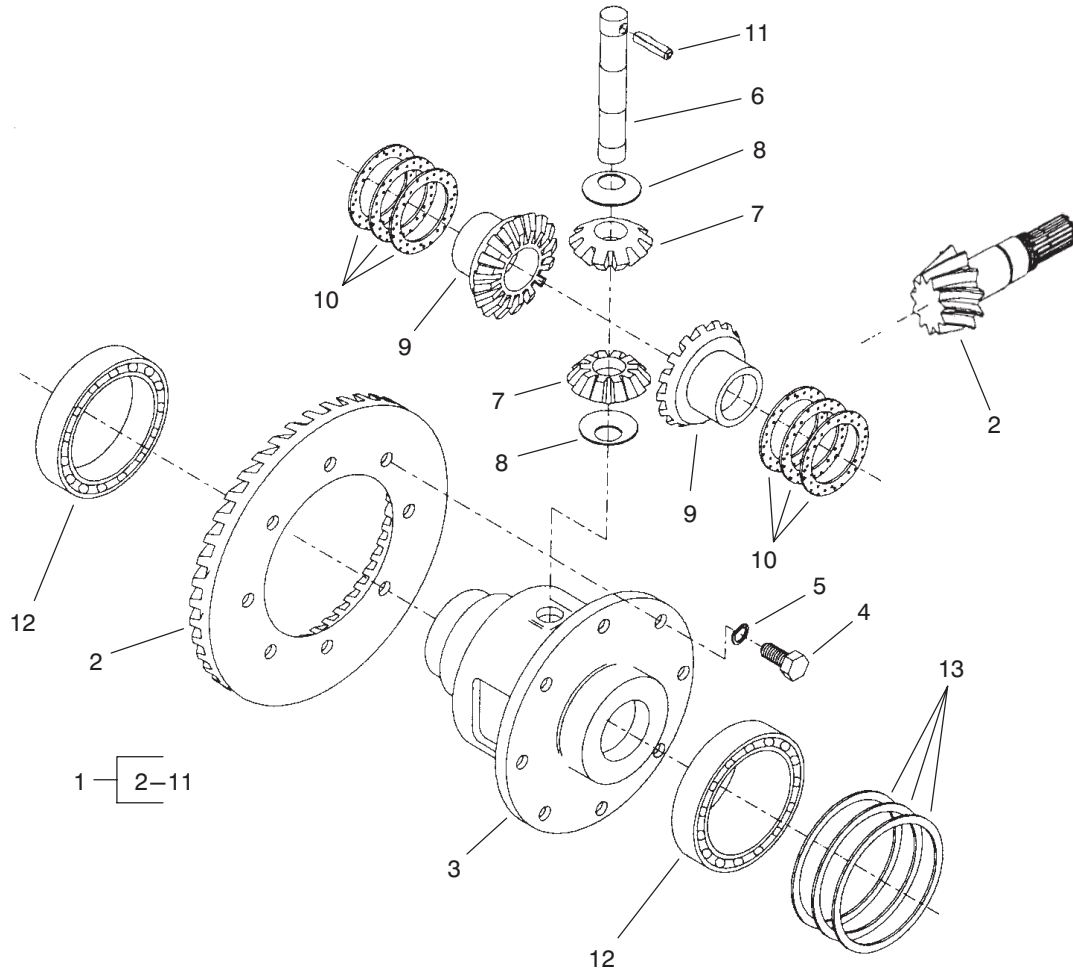
Sheet No.:83
T-3102

4 Wheel Drive Rear Axle Assembly No. 95-7501 Bevel Pinion Shaft Assembly (only on: 30631)

Ref. No.	Part No.	Qty.	Description
1	99-7575	4	Bolt
2	99-7570	2	Bearing-Taper Roller
3	95-7535	1	Case-Bearing
4	99-7571	1	O-Ring
5	99-7572	1	Collar-Oil Seal
6	99-7573	1	O-Ring
7	99-7574	1	Seal-Oil
8	99-7559	1	Washer-Lock
9	99-7560	1	Nut-Lock
10	99-7550	2	Shim 0.1
*10	99-7551	2	Shim 0.2

Ref. No.	Part No.	Qty.	Description

* Not illustrated



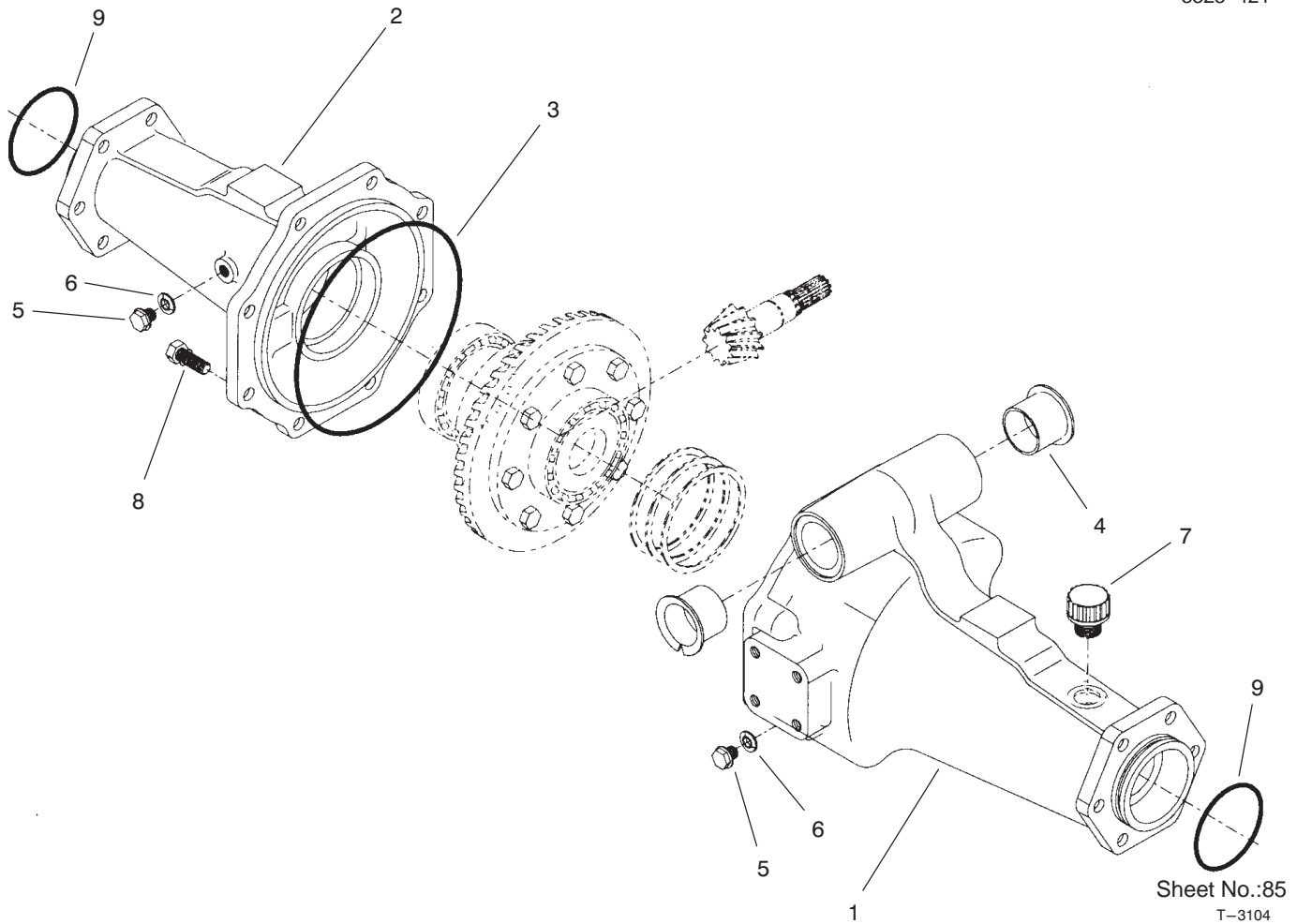
Sheet No.:84
T-3103

4 Wheel Drive Rear Axle Assembly No. 95-7501 (Continued) Differential Assembly (only on: 30631)

Ref. No.	Part No.	Qty.	Description
1	95-7503	1	Differential ASM
2	100-2555	1	Ring And Pinion Matched Set
3	95-7502	1	Case-Differential
4	99-7576	8	Bolt
5	99-7577	8	Washer-Spring
6	99-7578	1	Shaft-Differential
7	99-7579	2	Pinion-Differential
8	99-7580	2	Washer-Differential
9	99-7581	2	Gear-Differential
10	99-7582	2	Washer-Differential
*10	99-7583	2	Washer-Differential
*10	99-7584	2	Washer-Differential
11	99-7588	1	Pin-Spring
12	99-7562	2	Bearing-Ball
13	99-7585	2	Shim 0.1
*13	99-7586	2	Shim 0.2
*13	99-7587	2	Shim 0.4

Ref. No.	Part No.	Qty.	Description

* Not illustrated

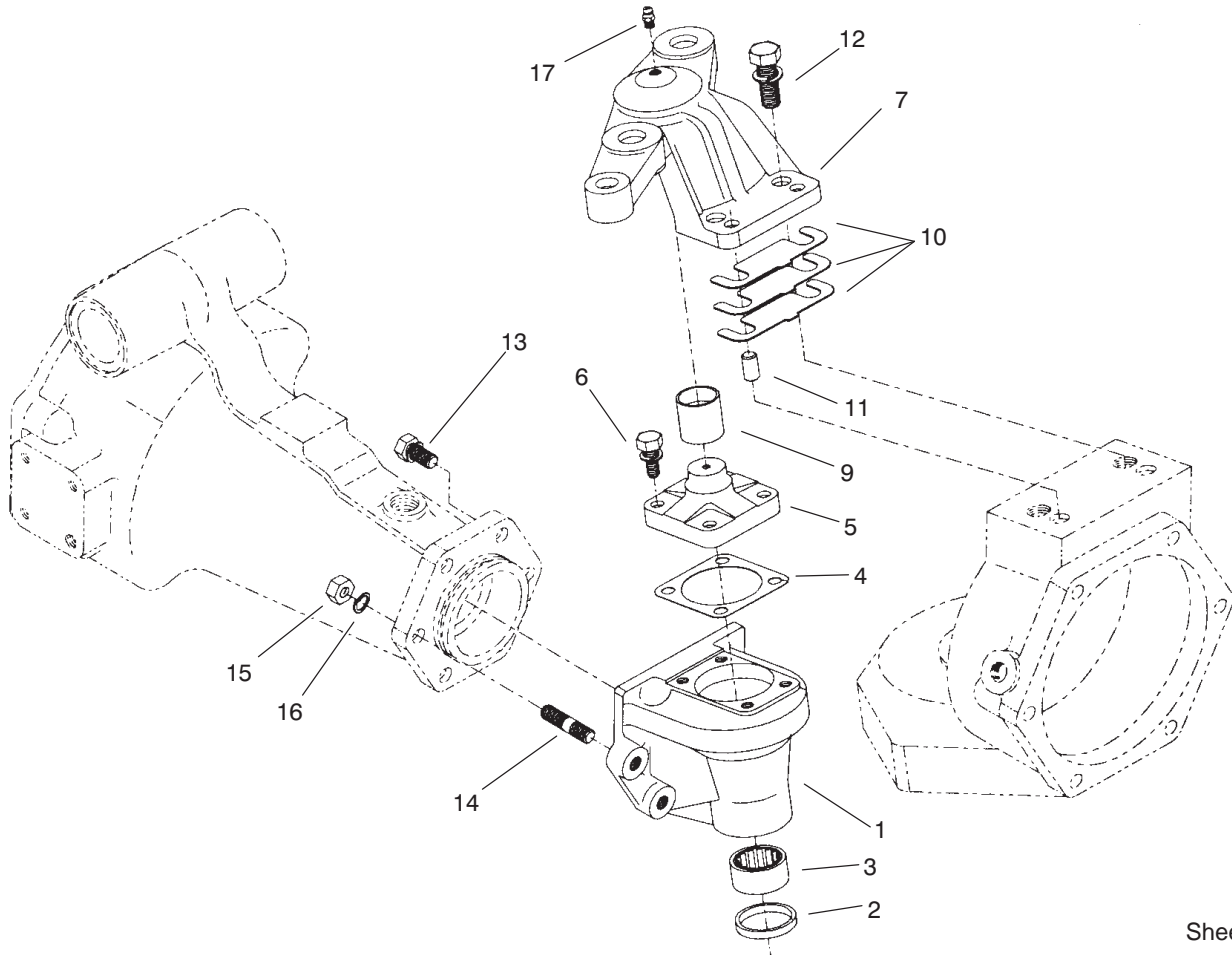


Sheet No.:85
T-3104

**4 Wheel Drive Rear Axle Assembly No. 95-7501
(Continued)
Axle Support Assembly (only on: 30631)**

Ref. No.	Part No.	Qty.	Description
1	95-7508	1	Support-Axle
2	95-7506	1	Support-Axle
3	95-7507	1	O-Ring
4	95-7537	2	Bushing-Flanged
5	99-7589	2	Plug
6	99-7590	2	Washer-Seal
7	99-7591	1	Oil Plug ASM
8	99-7592	8	Bolt
9	99-7593	2	O-Ring

Ref. No.	Part No.	Qty.	Description



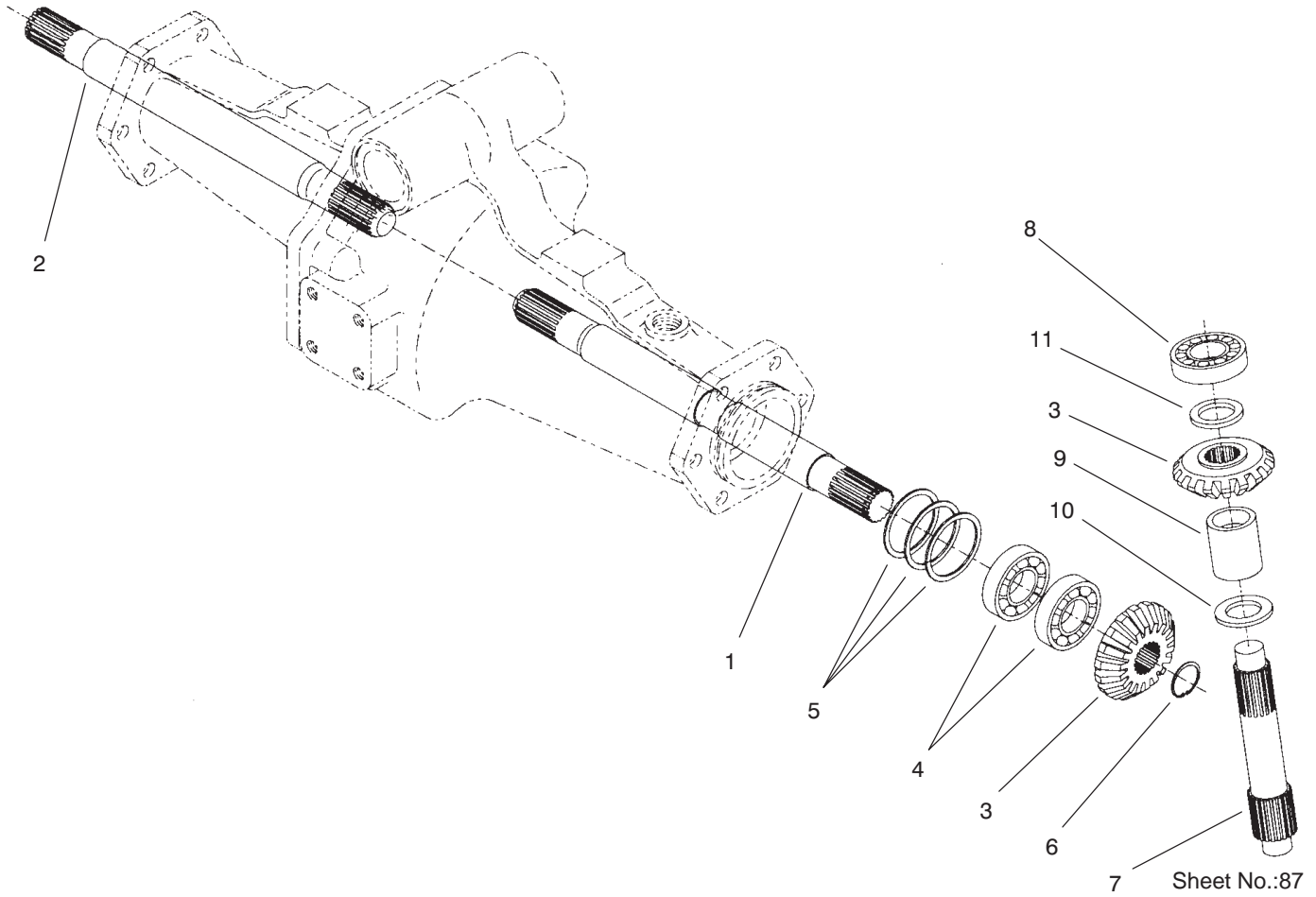
Sheet No.:86
T-3105

4 Wheel Drive Rear Axle Assembly No. 95-7501 (Continued) Bevel Gear Case Assembly (only on: 30631)

Ref. No.	Part No.	Qty.	Description
1	95-7539	2	Case-Bevel Gear
2	99-7594	2	Seal-Oil
3	99-7595	2	Bearing-Needle
4	95-7511	2	Gasket
5	95-7510	2	Pin-Knuckle
6	99-7596	8	Bolt
7	95-7514	1	Support-Axle Case, RH
*8	95-7516	1	Support-Axle Case, LH
9	99-7529	2	Bushing
10	95-7547	2	Shim 0.1
*10	95-7548	2	Shim 0.2
*10	95-7549	2	Shim 0.4
11	99-7597	4	Pin-Dowel
12	99-7598	4	Bolt
13	99-7599	8	Bolt
14	99-7525	4	Stud
15	99-7526	4	Nut
16	99-7527	4	Washer-Spring
17	99-7528	2	Nipple-Grease

Ref. No.	Part No.	Qty.	Description

* Not illustrated

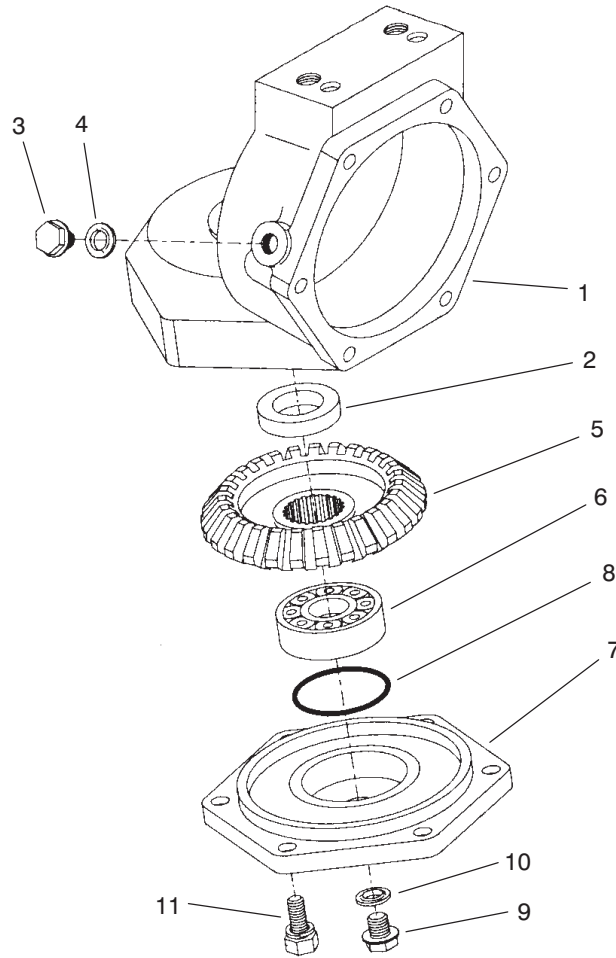


**4 Wheel Drive Rear Axle Assembly No. 95-7501
(Continued)
Bevel Gear Shaft Assembly (only on: 30631)**

Ref. No.	Part No.	Qty.	Description
1	95-7509	1	Shaft-Gear, Differential
2	95-7512	1	Shaft-Gear, Differential
3	95-7518	4	Gear-18 Bevel
4	99-7530	4	Bearing-Ball
5	99-7552	2	Shim 0.1
*5	99-7553	2	Shim 0.2
*5	99-7554	2	Shim 0.5
6	99-7531	2	Clip
7	95-7530	2	Shaft-Bevel Gear
8	99-7532	2	Bearing-Taper Roller
9	95-7543	2	Spacer
10	99-7533	2	Collar-Thrust
11	99-7558	2	Collar

Ref. No.	Part No.	Qty.	Description

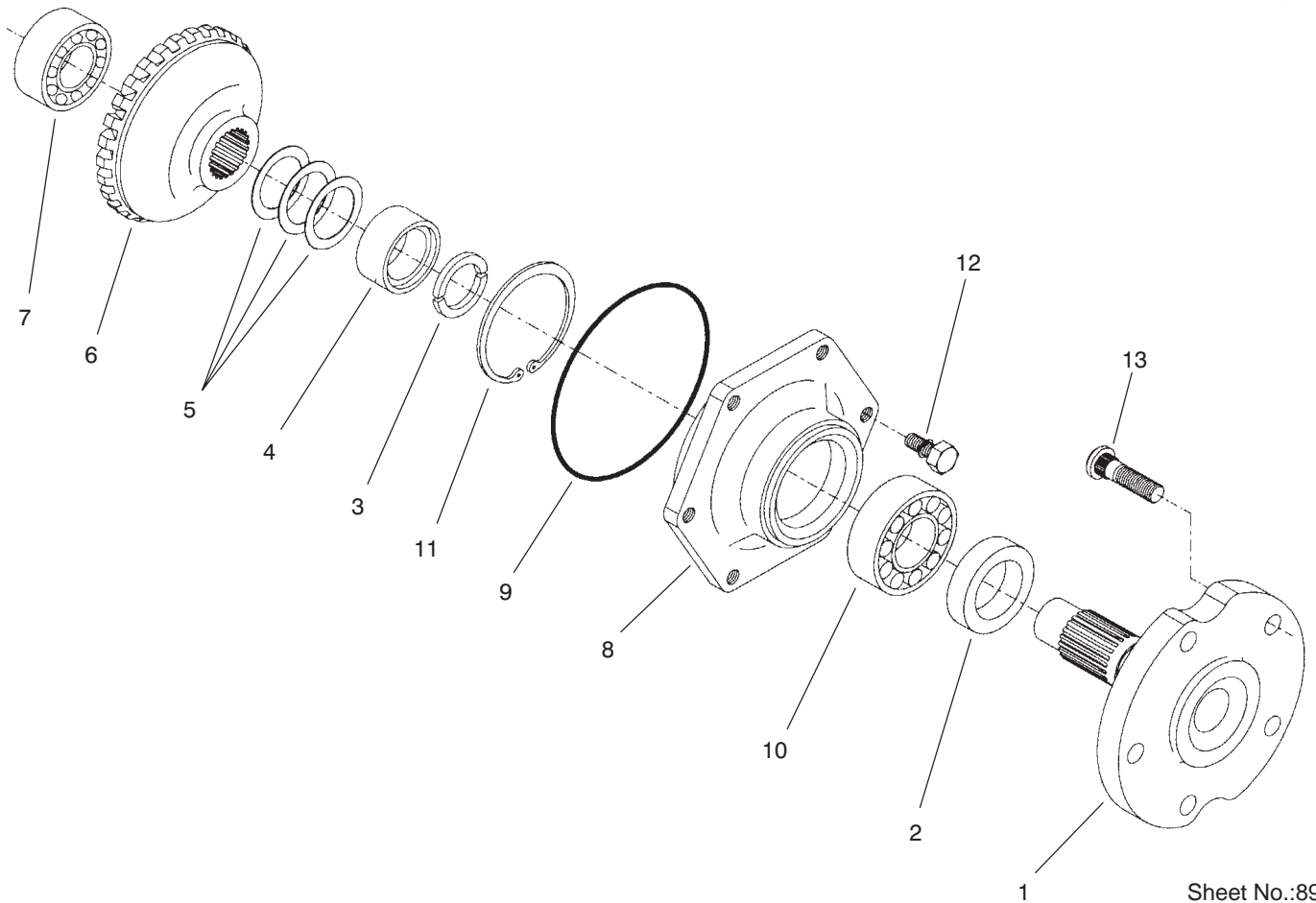
* Not illustrated



Sheet No.:88
T-3107

4 Wheel Drive Rear Axle Assembly No. 95-7501 (Continued) Axle Case Assembly (only on: 30631)

Ref. No.	Part No.	Qty.	Description	Ref. No.	Part No.	Qty.	Description
1	95-7532	2	Case-Axle				
2	99-7594	2	Seal-Oil				
3	99-7535	2	Plug				
4	99-7536	2	Washer-Seal				
5	95-7528	2	Gear-27 Bevel				
6	99-7532	2	Bearing-Taper Roller				
7	95-7526	2	Cover-Axle				
8	99-7537	2	O-Ring				
9	99-7589	2	Plug				
10	99-7590	2	Washer-Seal				
11	99-7596	12	Bolt				



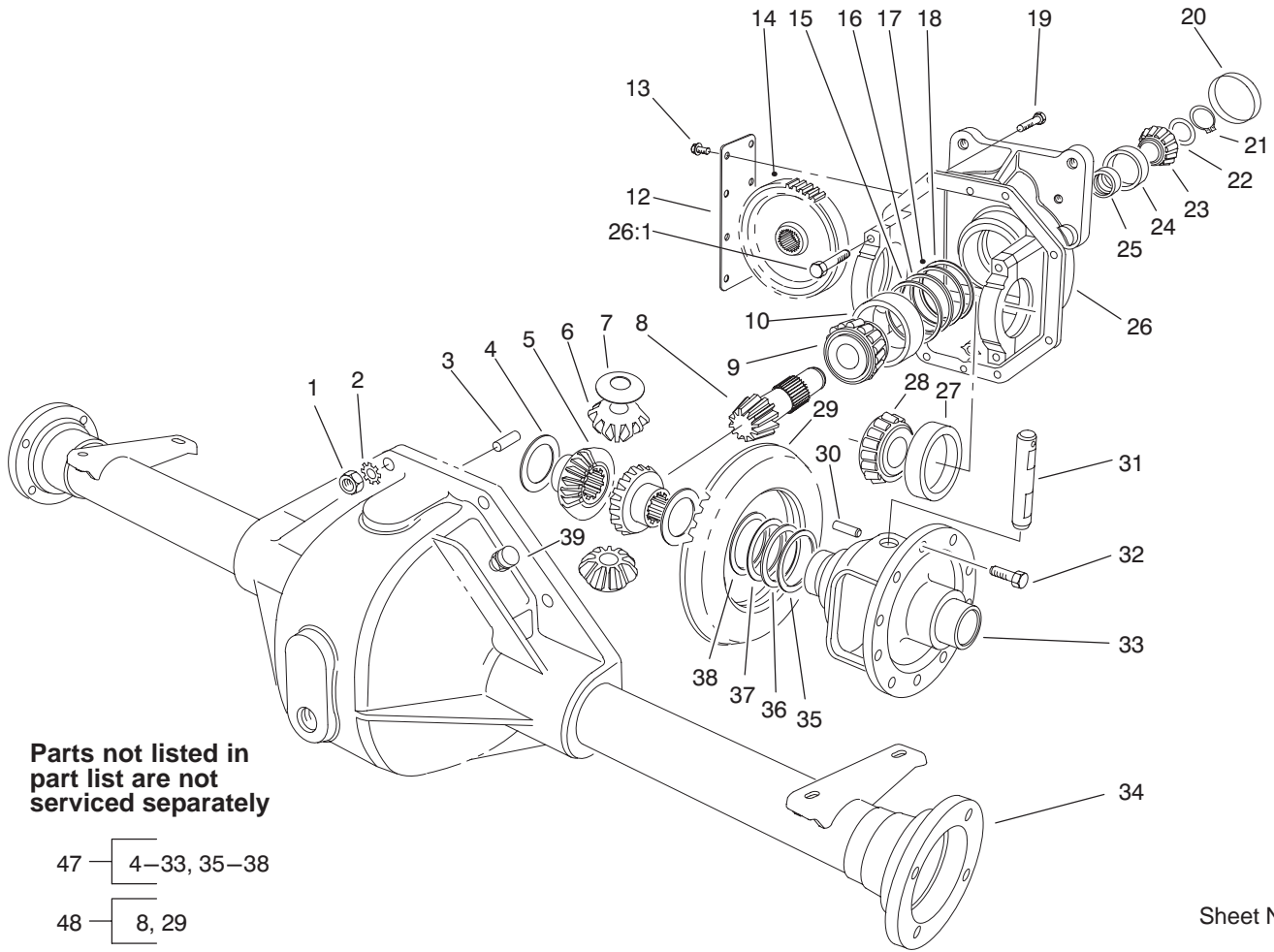
Sheet No.:89
T-3108

4 Wheel Drive Rear Axle Assembly No. 95-7501 (Continued) Axle Assembly (only on: 30631)

Ref. No.	Part No.	Qty.	Description
1	95-7522	2	Axle
2	99-7564	2	Seal-Oil
3	95-7544	4	Clip
4	95-7523	2	Spacer
5	99-7555	2	Shim 0.3
*5	99-7556	2	Shim 0.2
*5	99-7557	2	Shim 0.5
6	95-7525	2	Gear-27 Bevel
7	99-7534	2	Bearing-Ball
8	95-7521	2	Cover-Axle
9	99-7538	2	O-Ring
10	99-7561	2	Bearing-Ball
11	99-7539	2	Clip
12	99-7596	12	Bolt
13	99-7563	10	Stud

Ref. No.	Part No.	Qty.	Description

* Not illustrated



Parts not listed in part list are not serviced separately

47 — 4-33, 35-38

48 — 8, 29

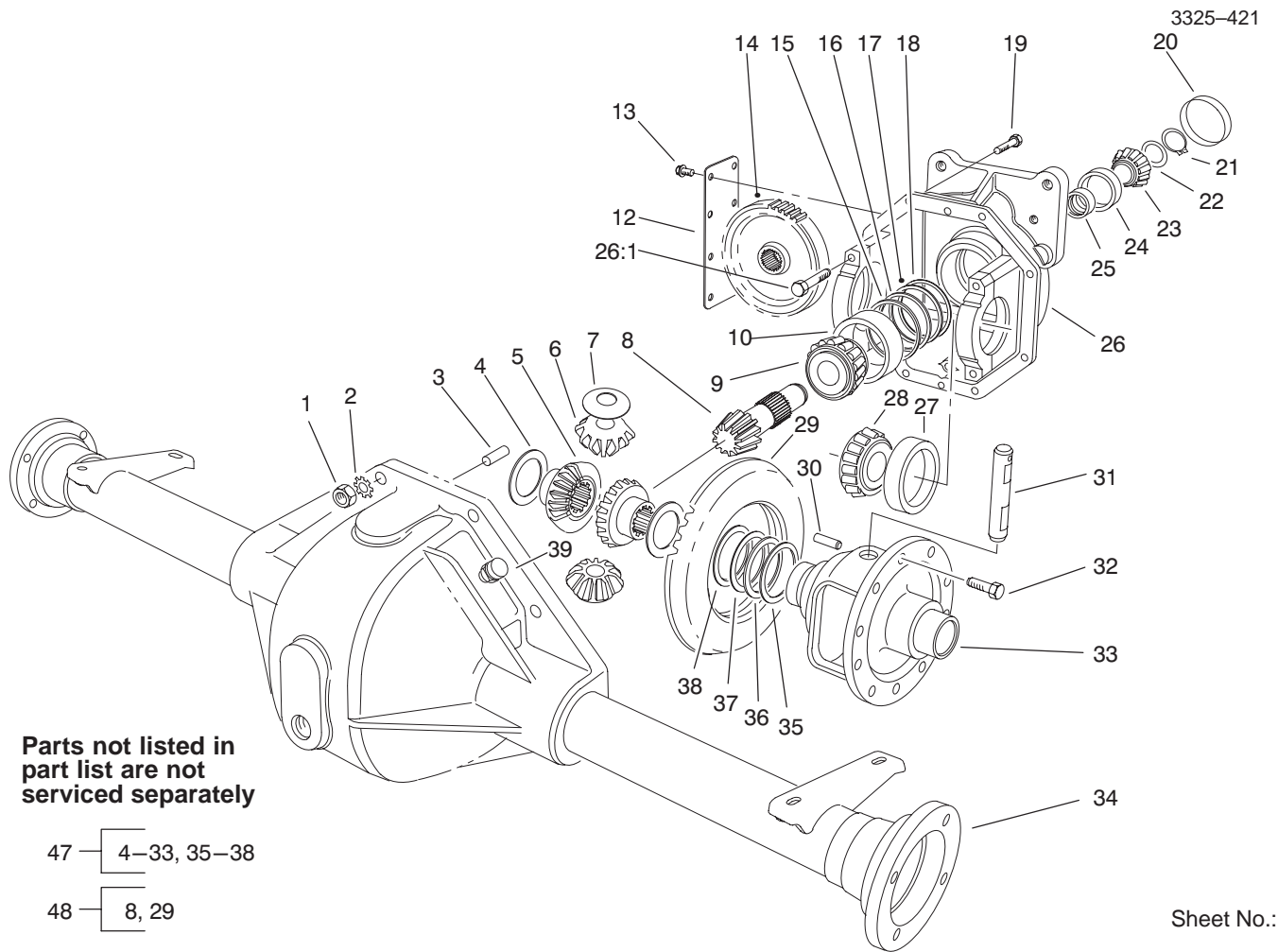
Sheet No.:

Front Axle Assembly No. 86-9600-03 (Only on: 30630)

Ref. No.	Part No.	Qty.	Description
1	3219-2	8	Nut
2	3255-8	8	Washer-Lock
3	21-8270	2	Dowel Pin
4	21-7720	2	Thrust Washer
5	24-8790	2	Differential Bevel Gear Side
6	21-7690	2	Pinion Gear
7	21-7730	2	Thrust Washer
8		1	Drive Pinion
9	43-6760	1	Roller Bearing Cone
10	43-6750	1	Roller Bearing Cup
12	21-7830	1	Gear Cover
13	12-5450	8	Screw-TAP
14	86-7230	1	Spur-Gear
15	43-6710	AR	Adjustment Shim .003
16	43-6711	AR	Adjustment Shim .005
17	43-6712	AR	Adjustment Shim .010
18	43-6713	AR	Adjustment Shim .030
19	3210-7	8	Screw-HH
20	21-7850	1	Cup-Plug
21	43-6550	1	Snap Ring
22	46-2210	AR	Shim-Front Pinion Bearing (.031)
*	46-2211	AR	Shim-Front Pinion Bearing (.033)
*22	46-2212	AR	Shim-Front Pinion

Ref. No.	Part No.	Qty.	Description
			Bearing (.035)
*	46-2213	AR	Shim-Front Pinion Bearing (.037)
*	46-2214	AR	Shim-Front Pinion Bearing (.039)
*	46-2215	AR	Shim-Front Pinion Bearing (.041)
*	46-2216	AR	Shim-Front Pinion Bearing (.043)
*	46-2220	AR	Shim-Front Pinion Bearing (.045)
*	46-2221	AR	Shim-Front Pinion Bearing (.047)
*	46-2222	AR	Shim-Front Pinion Bearing (.049)
*	46-2223	AR	Shim-Front Pinion Bearing (.051)
*	46-2224	AR	Shim-Front Pinion Bearing (.053)
*	46-2225	AR	Shim-Front Pinion Bearing (.055)
*	46-2226	AR	Shim-Front Pinion Bearing (.057)
*	46-2410	AR	Shim-Front Pinion Bearing (.062)

*Not Illustrated

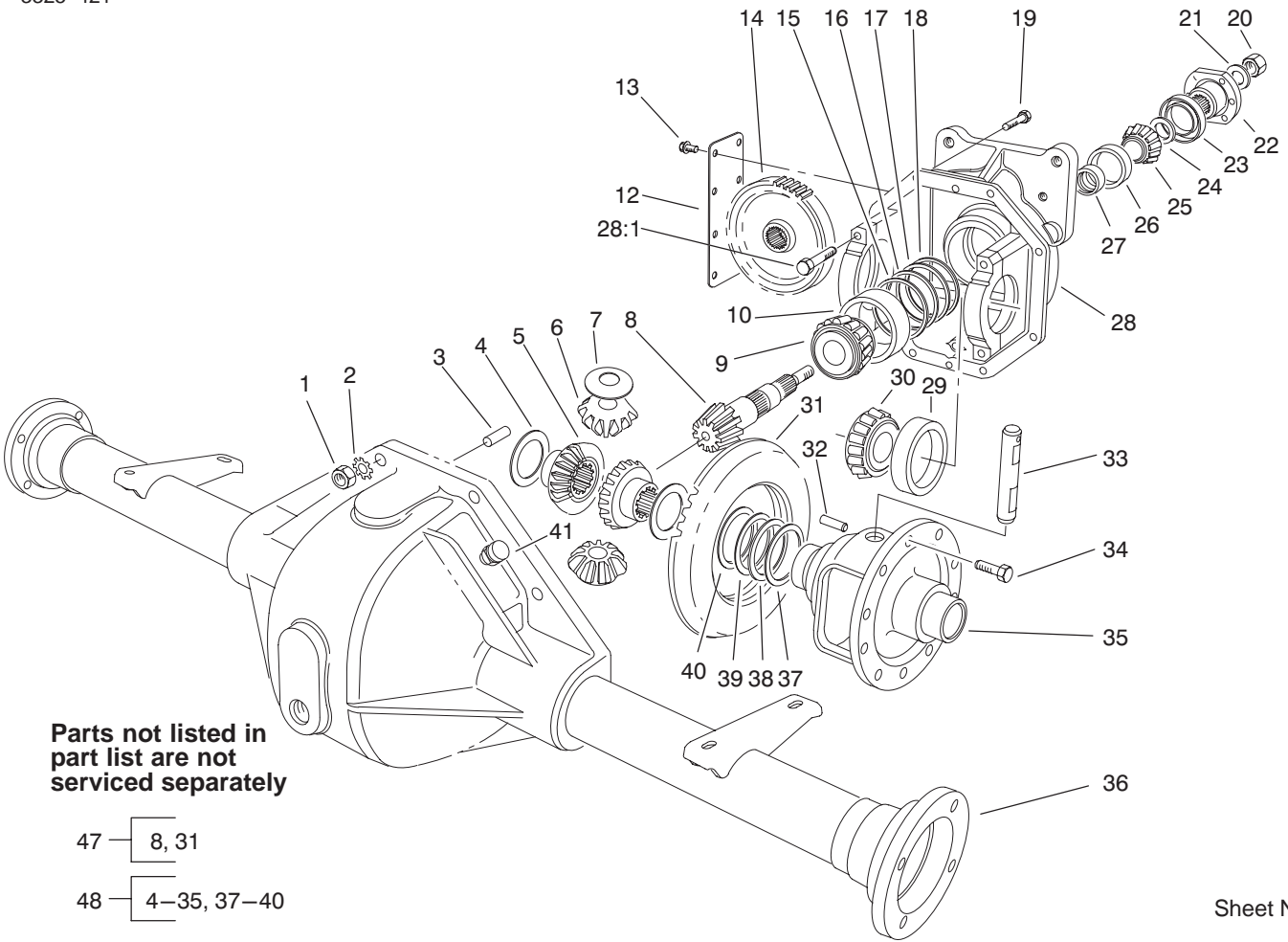


Front Axle Assembly No. 86-9600-03 (Continued) (Only on: 30630)

Ref. No.	Part No.	Qty.	Description
*22	46-2411	AR	Shim-Front Pinion Bearing (.064)
*	46-2412	AR	Shim-Front Pinion Bearing (.066)
*	46-2413	AR	Shim-Front Pinion Bearing (.068)
*	46-2414	AR	Shim-Front Pinion Bearing (.070)
*	46-2415	AR	Shim-Front Pinion Bearing (.072)
*	46-2416	AR	Shim-Front Pinion Bearing (.074)
*	46-2420	AR	Shim-Front Pinion Bearing (.076)
*	46-2421	AR	Shim-Front Pinion Bearing (.078)
*	46-2422	AR	Shim-Front Pinion Bearing (.080)
*	46-2423	AR	Shim-Front Pinion Bearing (.082)
*	46-2424	AR	Shim-Front Pinion Bearing (.084)
*22	46-2425	AR	Shim-Front Pinion Bearing (.086)

Ref. No.	Part No.	Qty.	Description
*	46-2426	AR	Shim-Front Pinion Bearing (.088)
23	254-91	1	Bearing Cone
24	254-90	1	Bearing Cup
25	21-8020	1	Spacer-Pinion Bearing
26	86-9580	1	Upper Housing
26:1	92-1773	4	Screw-HH
27	254-66	2	Cup-Tapered Bearing
28	254-65	2	Cone-Tapered Bearing
29		1	Ring Gear
30	32121-15	1	Roll Pin
31	21-7700	1	Pinion Mate Shaft
32	21-7770	5	Drive Gear Screw
33	21-7670	1	Differential Case
34	43-6840	1	Lower Housing
35	21-8120	AR	Adjustment Shim .030
36	21-8110	AR	Adjustment Shim .010
37	21-8100	AR	Adjustment Shim .005
38	21-8090	AR	Adjustment Shim .003
39	72-9420	1	Asm-Vent Tube
47	92-4903	1	Housing ASM-Upper
48	92-4848	1	Asm-Gear & Pinion

*Not Illustrated



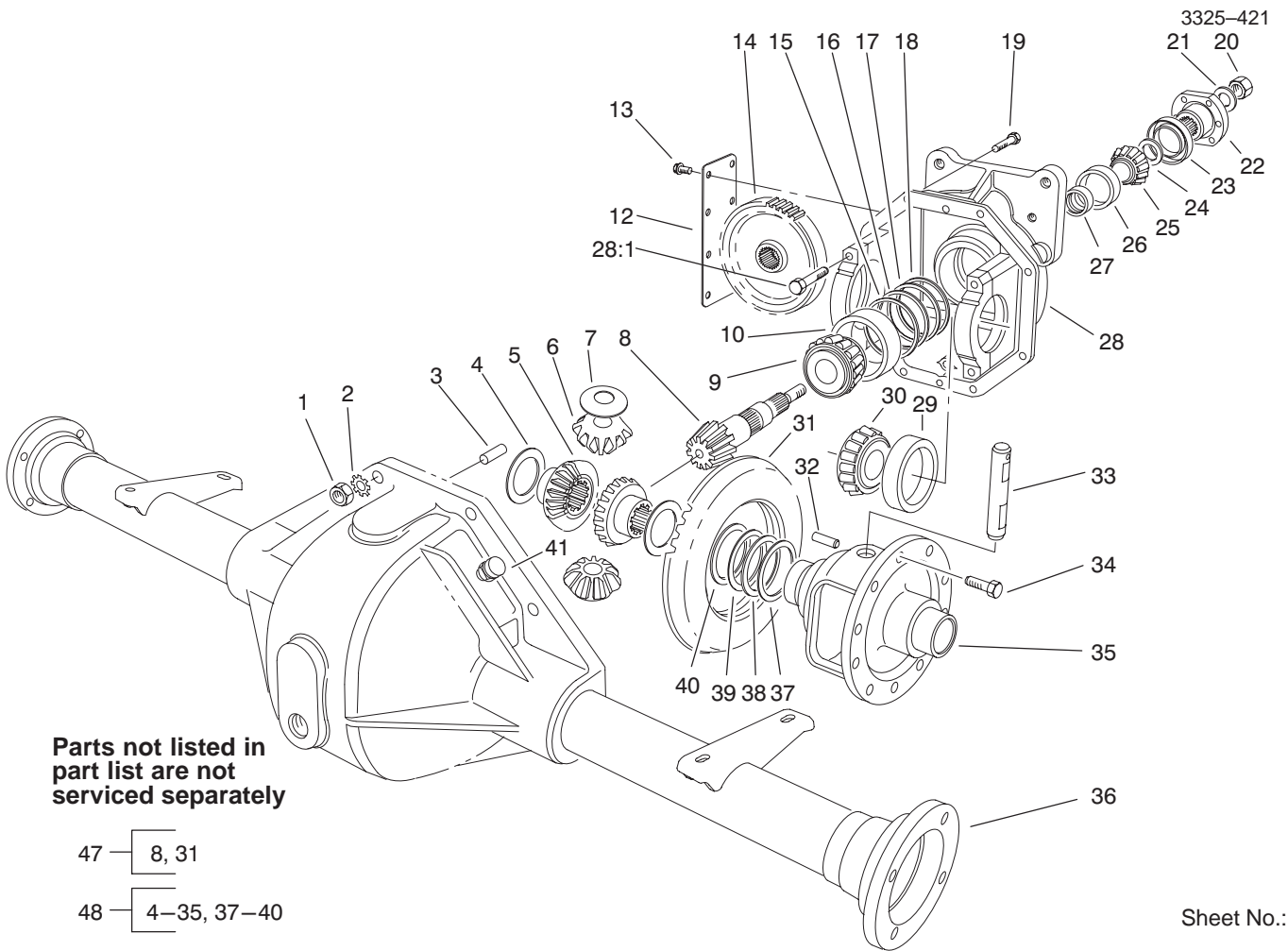
Sheet No.:

Front Axle Assembly No. 86-9630-03 (Only on: 30631)

Ref. No.	Part No.	Qty.	Description
1	3219-2	8	Nut
2	3255-8	8	Washer-Lock
3	21-8270	2	Pin-Dowel
4	21-7720	2	Washer-Thrust
5	24-8790	2	Gear-Bevel, Diff. Side
6	21-7690	2	Gear-Pinion
7	21-7730	2	Washer-Thrust
8		1	Pinion-Drive
9	43-6760	1	Cone-Bearing, Tapered
10	43-6750	1	Cup-Bearing, Tapered
12	21-7830	1	Cover-Gear
13	12-5450	8	Screw-TAP
14	86-7230	1	Gear-Spur
15	43-6710	A/R	Shim .003-Diff. Adjust.
16	43-6711	A/R	Shim .005-Diff. Adjust.
17	43-6712	A/R	Shim .010-Diff. Adjust.
18	43-6713	A/R	Shim .030-Diff. Adjust.
19	3210-7	8	Screw-HH
20	71-4350	1	Nut
21	71-4340	1	Washer
22	68-7010	1	Flange
23	71-4330	1	Seal
24	72-3570	A/R	Shim .094-Diff. Adjust.
*	72-3571	A/R	Shim .096-Diff. Adjust.
*	72-3572	A/R	Shim .098-Diff. Adjust.

Ref. No.	Part No.	Qty.	Description
24	72-3573	A/R	Shim .100-Diff. Adjust.
*	72-3574	A/R	Shim .102-Diff. Adjust.
*	72-3575	A/R	Shim .104-Diff. Adjust.
*	72-3576	A/R	Shim .106-Diff. Adjust.
*	72-3577	A/R	Shim .108-Diff. Adjust.
*	72-3578	A/R	Shim .110-Diff. Adjust.
*	72-3580	A/R	Shim .112-Diff. Adjust.
*	72-3581	A/R	Shim .114-Diff. Adjust.
*	72-3582	A/R	Shim .116-Diff. Adjust.
*	72-3583	A/R	Shim .118-Diff. Adjust.
*	72-3584	A/R	Shim .120-Diff. Adjust.
*	72-3585	A/R	Shim .125-Diff. Adjust.
*	72-3586	A/R	Shim .127-Diff. Adjust.
*	72-3587	A/R	Shim .129-Diff. Adjust.
*	72-3588	A/R	Shim .131-Diff. Adjust.
*	72-3590	A/R	Shim .133-Diff. Adjust.
*	72-3591	A/R	Shim .135-Diff. Adjust.
*	72-3592	A/R	Shim .137-Diff. Adjust.
*	72-3593	A/R	Shim .139-Diff. Adjust.
*	72-3594	A/R	Shim .141-Diff. Adjust.
*	72-3595	A/R	Shim .143-Diff. Adjust.
*	72-3596	A/R	Shim .145-Diff. Adjust.
*	72-3597	A/R	Shim .147-Diff. Adjust.
*	72-3598	A/R	Shim .149-Diff. Adjust.

*Not Illustrated



Parts not listed in part list are not serviced separately

47 — 8, 31

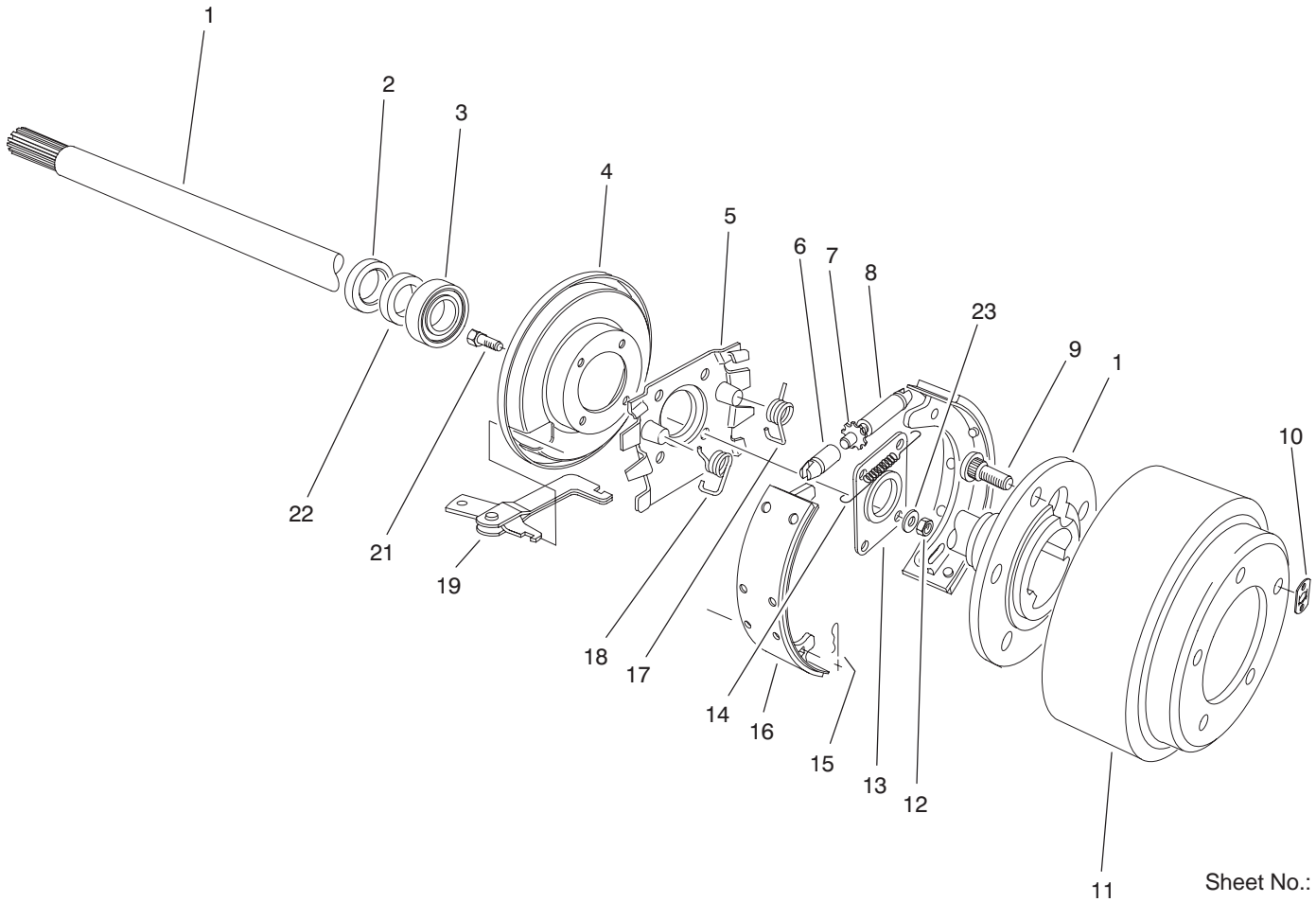
48 — 4-35, 37-40

Sheet No.:

Front Axle Assembly No. 86-9630-03 (Continued) (Only on: 30631)

Ref. No.	Part No.	Qty.	Description	Ref. No.	Part No.	Qty.	Description
*	72-3600	A/R	Shim .151-Diff. Adjust.				
25	254-91	1	Cone-Bearing				
26	254-90	1	Cup-Bearing				
27	21-8020	1	Spacer-Bearing, Pinion				
28	86-9610	1	Asm-Carrier				
28:1	92-1773	4	Screw-HH				
29	254-66	2	Cup-Bearing, Tapered				
30	254-65	2	Cone-Bearing, Tapered				
31		1	Gear-Ring				
32	32121-15	1	Pin-Roll				
33	21-7700	1	Shaft-Pinion, Mate				
34	21-7770	5	Screw-Gear, Drive				
35	21-7670	1	Case-Differential				
36	43-6840	1	Housing-Lower				
37	21-8120	A/R	Shim .030-Diff. Adjust.				
38	21-8110	A/R	Shim .010-Diff. Adjust.				
39	21-8100	A/R	Shim .005-Diff. Adjust.				
40	21-8090	A/R	Shim .003-Diff. Adjust.				
41	72-9420	1	Asm-Vent				
*	92-1676	1	Asm-Gear & Pinion				
*	92-4902	1	Housing ASM-Upper				

*Not Illustrated



Sheet No.:
T-2664

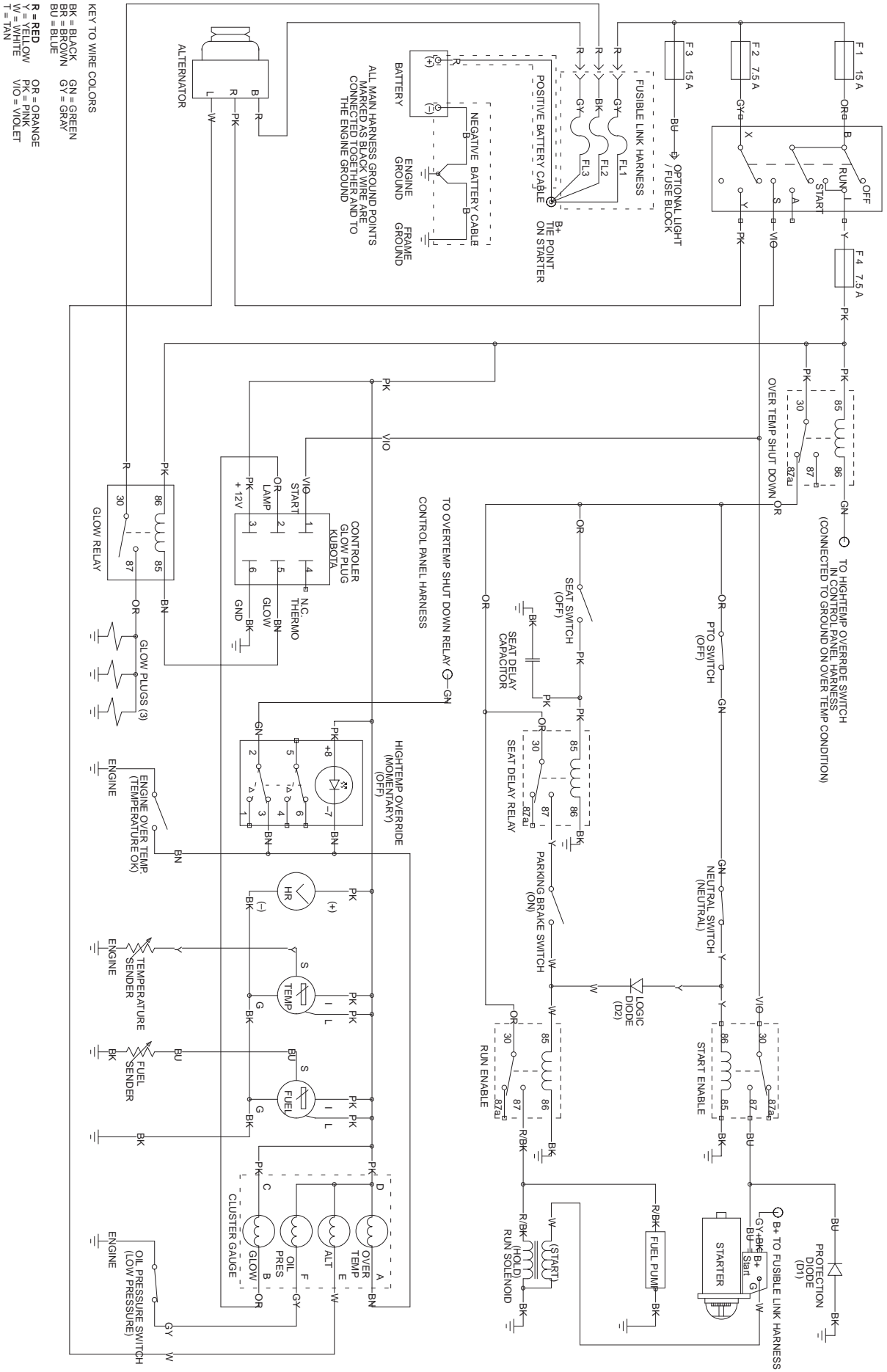
Brake Assembly

Ref. No.	Part No.	Qty.	Description
1	28-0650	2	Shaft-Flanged, Axle
2	92-1774	2	Seal-Oil
3	21-8180	2	Bearing
4	21-9450	2	Dust Shield
5	43-6810	2	Torque-Spider
6	21-9390	2	Socket-Adjusting Screw
7	21-9370	2	Screw-Adjusting
8	21-9380	2	Nut-Pivot
9	242-34	10	Stud-Flanged, Axle
10	21-8360	2	Clip-Retaining
11	28-0680	2	Brake Drum
12	94-6935	8	Nut-Lock
13	28-0670	2	Seal-Oil
14	21-9440	2	Spring-Adjusting Screw
15	21-9460	4	Retainer-Brake Lever
16	84-8600	1	Asm-Shoe & Lining (Set of 4)
17	21-9420	2	Spring-Shoe Return LH
18	21-9430	2	Spring-Shoe Return RH
19	24-9180	2	Strut & Lever Parking Brake
21	94-6934	8	Screw-HH

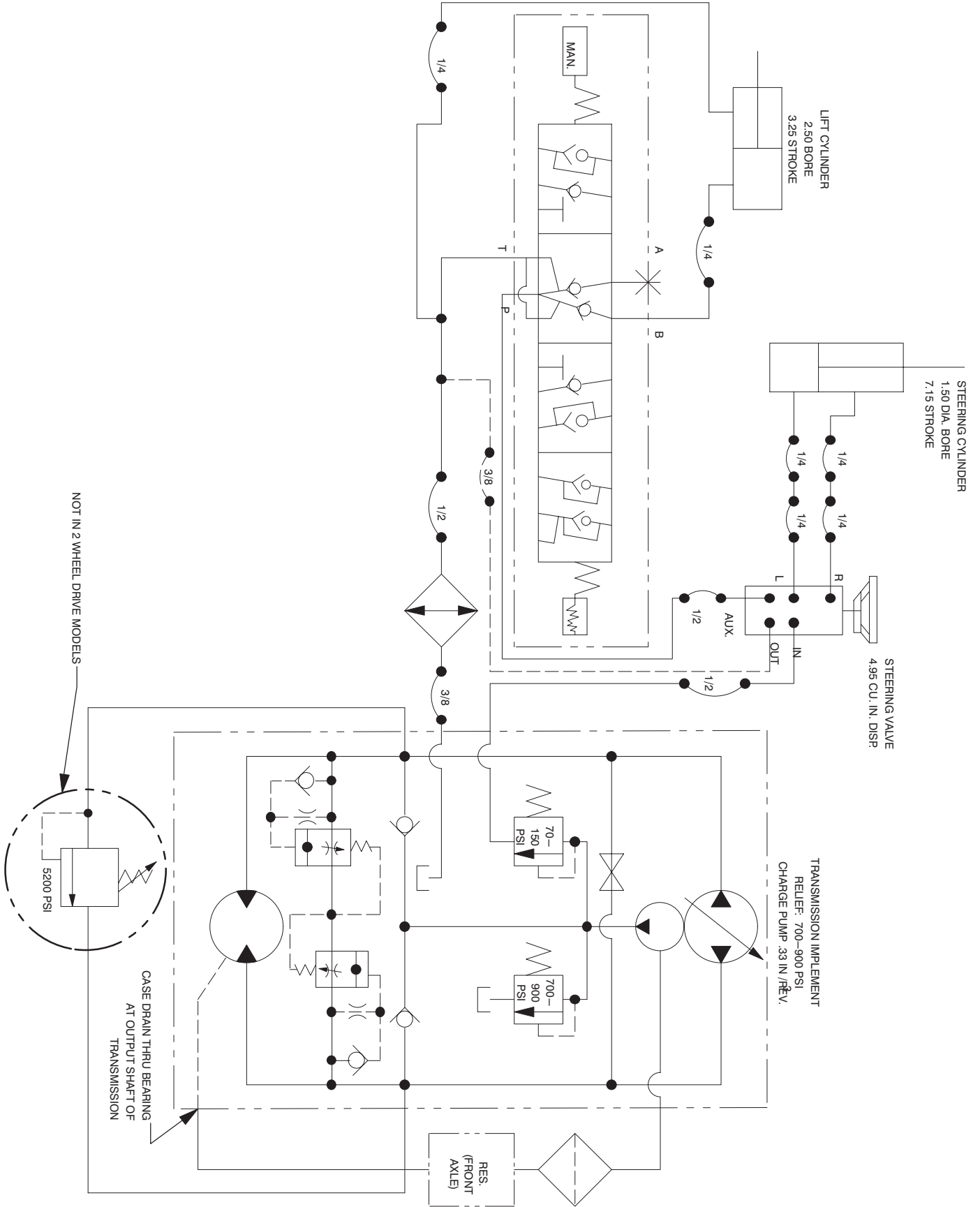
Ref. No.	Part No.	Qty.	Description
22	24-8840	2	Ring-Wheel Bearing
23	94-6936	8	Washer
*	92-8775	1	Kit-Gasket, Liquid

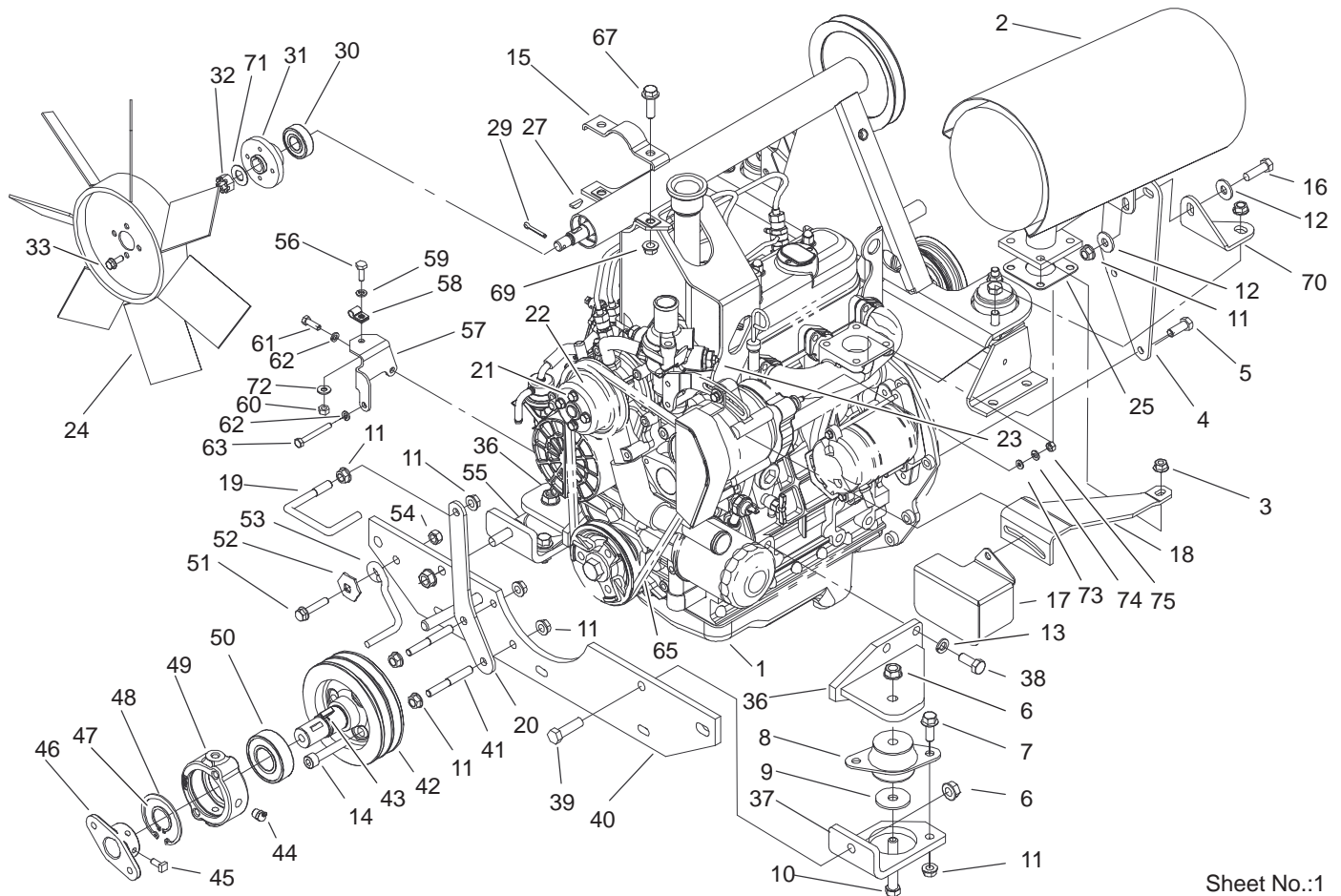
*Not Illustrated

Electrical Schematic



Hydraulic Schematic



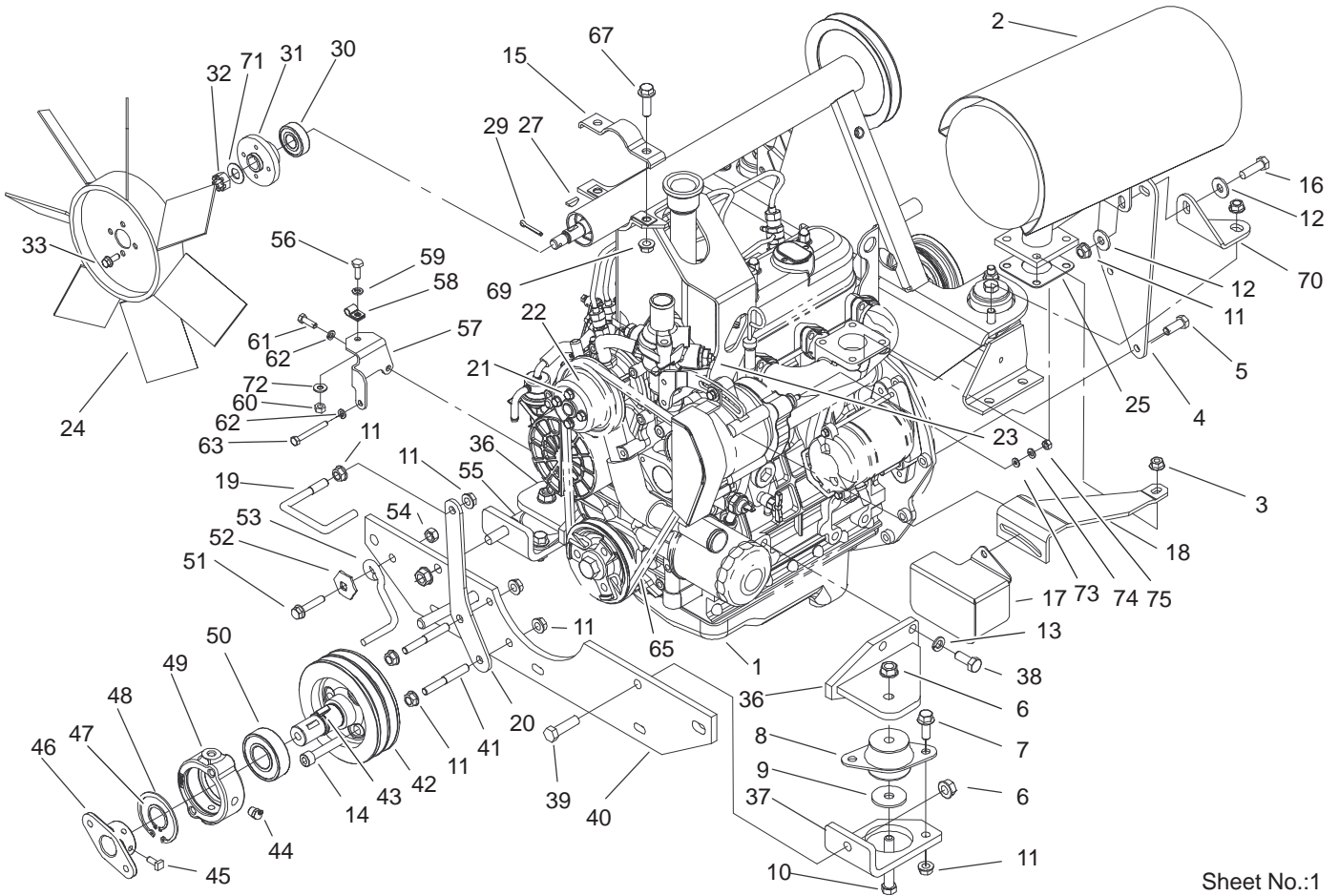


Sheet No.:1

Engine and Mounting Components Assembly

Ref. No.	Part No.	Qty.	Description
1	104-3448	1	Engine-Kubota
2	104-3426	1	Muffler-Exhaust
3	68-9400	4	Nut-Flange
4	105-2523-03	1	Bracket-Muffler
5	33114-016	2	Screw-HH
6	32128-37	4	Nut-HF
7	3234-11	6	Screw-HHF
8	53-9680	2	Mount-Engine
9	53-9480	2	Snubber Washer
10	324-11	2	Screw-HH
11	3290-357	16	Nut-Flange, Lock
12	80-6990	2	Washer-Hardened
13	42-9600	8	Lockwasher-Spring
14	3274-106	3	Screw-HSH
15	105-2519-03	1	Clamp-Craddle
16	323-44	2	Screw-HH
17	105-2557-03	1	Guard-Alternator
18	105-2556-03	1	Brace-Alternator, Upper
19	105-4276	1	Guide-Belt, PTO
20	105-0052-03	1	Bracket-Belt Guide
21	99-8363	4	Bolt - Flange
22	98-9584	1	Pulley-Fan
23	98-9346	1	Sender-Temperature
24	104-4246	1	Fan-Engine
25	98-9611	1	Gasket

Ref. No.	Part No.	Qty.	Description
27	3257-30	1	Key-Woodruff
29	3272-16	1	Pin-Cotter
30	38-7820	1	Bearing-Ball
31	104-3408-03	1	Hub-Fan
32	32136-3	1	Nut
33	3234-33	4	Screw-HHF
36	104-3463-03	2	Mount-Front ASM
37	104-3464-03	1	Mount-LH Front, Frame
38	43-0090	8	Screw-HH
39	324-6	2	Screw-HH
40	75-9900-01	1	Support-Engine, Front
41	105-0057	2	Stud-Belt Retainer
42	104-3406-03	1	Pulley-Fan
43	3257-33	1	Key-Woodruff
44	302-10	1	Fitting-Grease
45	3241-5	2	Screw-Set
46	27-1960	1	Hub-Engine
47	32120-69	1	Ring-Snap
48	32120-22	1	Ring-Snap, Internal
49	43-3720	1	Collar-Bearing
50	251-252	1	Bearing
51	3234-18	1	Screw-HHF
52	3290-224	1	Lockwasher-Pyramid
53	63-1400	1	Rod-Belt
54	32153-2	1	Nut-Lock

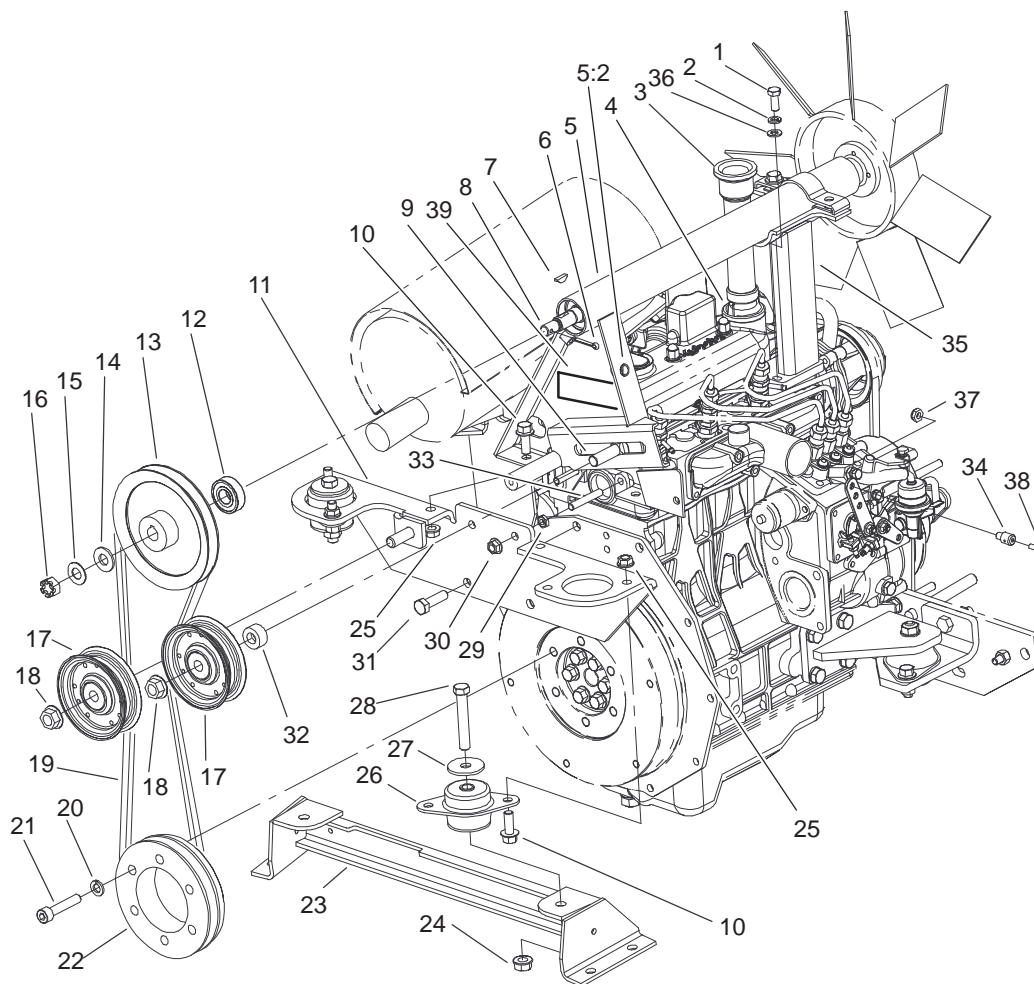


Sheet No.:1

Engine and Mounting Components Assembly (Continued)

Ref. No.	Part No.	Qty.	Description
55	104-3465-03	1	Mount-RH Front, Frame
56	321-4	1	Screw-HH
57	104-3421-03	1	Bracket-Throttle
58	2412-31	1	Clamp-Boden
59	3253-3	1	Washer-Lock
60	3217-5	1	Nut-Hex
61	60-6650	1	Screw-HH
62	48-8020	2	Washer-Spring
63	48-7630	1	Screw
65	98-9676	1	V-Belt
67	3234-24	2	Screw-HHF
69	3296-39	2	Nut-Lock, NI
70	105-2598-03	1	Bracket-Muffler
71	3-6803	1	Washer-Adjusting
72	3256-22	1	Washer-Flat
73	3256-75	1	Washer-Flat
74	43-5930	1	Washer-Spring
75	48-7890	1	Nut

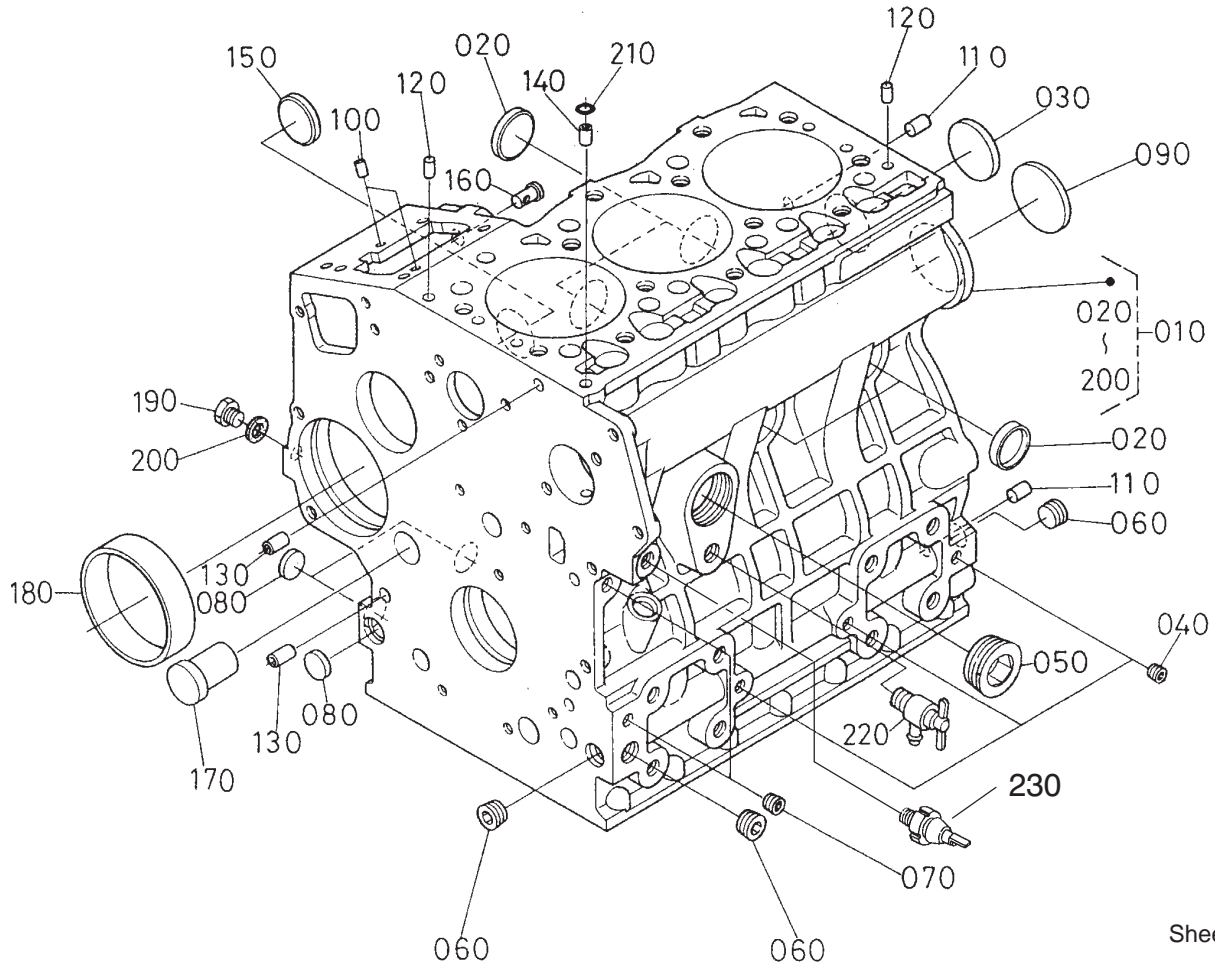
Ref. No.	Part No.	Qty.	Description



Sheet No.:2

Engine and Mounting Components Assembly (Continued)

Ref. No.	Part No.	Qty.	Description	Ref. No.	Part No.	Qty.	Description
1	92-1374	2	Screw-HH	26	53-9680	2	Mount-Engine
2	48-9570	2	Washer	27	53-9480	2	Snubber Washer
3	105-0087	1	Flange-Filler, Oil	28	324-11	2	Screw-HH
4	98-7430	1	O-Ring	29	57-6390	2	Nut-Jam
5	105-2592	1	Tube Support ASM	30	92-6780	2	Nut-HF
5:2	3290-472	2	Insert-Threaded	31	56-2140	2	Bolt
6	3272-16	1	Pin-Cotter	32	105-0058	1	Spacer-Fan Idler
7	3257-30	1	Key-Woodruff	33	105-2502	2	Stud
8	43-3690	1	Fan Shaft	34	105-4263	1	Swivel-Throttle Cable
9	3233-14	1	Screw-CARR	35	105-2507-03	1	Cradle-Tube Support
10	3234-11	6	Screw-HHF	36	33094-00	2	Washer-Flat
11	105-2501-03	1	Engine Mount ASM	37	3296-20	1	Nut-Lock, NI
12	38-7820	1	Bearing-Ball	38	25-8640	1	Screw-HH
13	105-2524	1	Pulley Hub	39	67-5360	1	Decal-Danger
14	3-6803	2	Washer-Adjusting				
15	29-8910	1	Washer				
16	32136-3	1	Nut				
17	105-3699	2	Pulley-Idler, Flat				
18	32128-23	2	Nut-HF				
19	105-3693	1	Belt-Fan				
20	42-9600	6	Lockwasher-Spring				
21	3274-106	6	Screw-HSH				
22	104-3407-03	1	Pulley-Flywheel				
23	105-2520-03	1	Engine Mount ASM				
24	32128-37	2	Nut-HF				
25	3290-357	6	Nut-Flange, Lock				

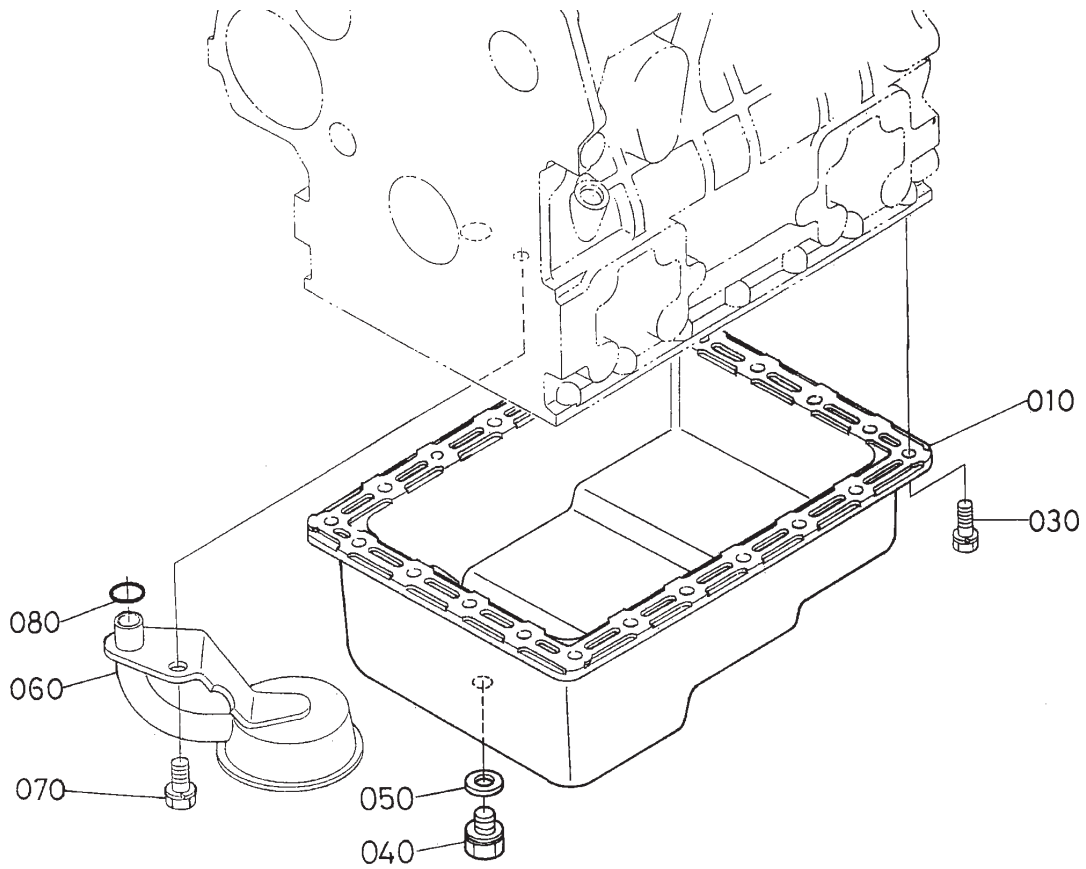


Sheet No.:53

Crankcase Assembly

Ref. No.	Part No.	Qty.	Description
010	105-3778	1	Crankcase ASM
020	98-9398	4	Cap-Sealing
030	98-7539	1	Cap-Sealing
040	98-7540	3	Cap-Sealing
050	105-3779	1	Plug
060	98-9597	3	Plug
070	98-7487	2	Plug
080	98-7489	3	Plug
090	98-9668	1	Plug
100	105-3793	2	Pin-Straight
110	105-3794	2	Pin-Straight
120	105-3795	2	Pin-Straight
130	98-9387	2	Pin-Pipe
140	98-9539	1	Pin-Pipe
150	98-9599	1	Plug
160	98-9630	1	Pin-Spring, Start
170	98-9675	1	Plug
180	98-9656	1	Bush-Governor, Gear
190	98-7507	1	Plug
200	98-7428	1	Gasket
210	98-7509	1	O-Ring
220	98-9436	1	Drain Cock ASM
230	98-9416	1	Switch-Oil

Ref. No.	Part No.	Qty.	Description
----------	----------	------	-------------

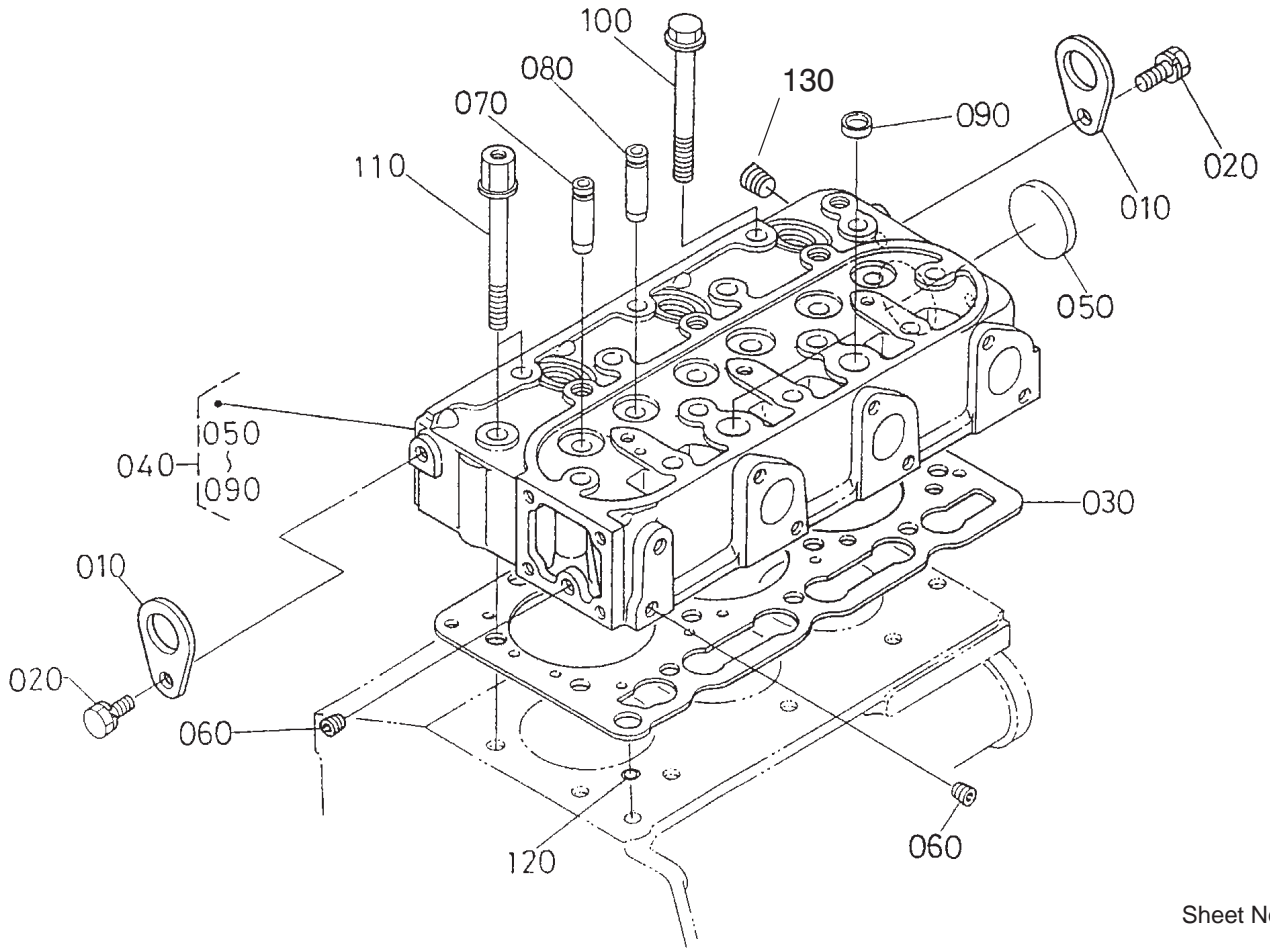


Sheet No.:54

Oil Pan Assembly

Ref. No.	Part No.	Qty.	Description
010	104-3495	1	Pan-Oil
030	98-9350	2	Bolt
040	98-9386	1	Plug
050	98-7524	1	Gasket
060	104-3496	1	Filter-Oil Pickup
070	98-9358	1	Bolt
080	105-3776	1	O-Ring

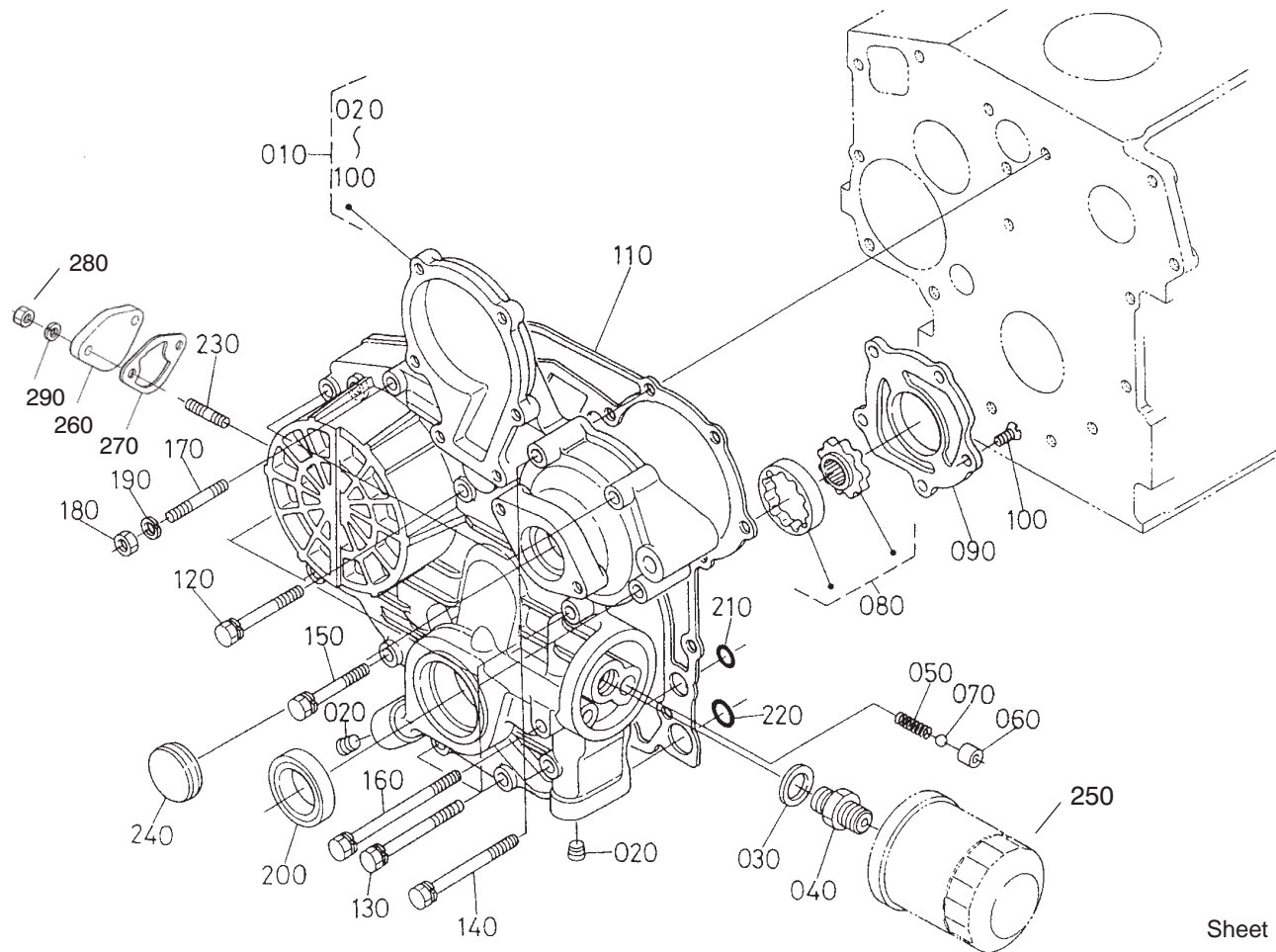
Ref. No.	Part No.	Qty.	Description



Sheet No.:55

Cylinder Head Assembly

Ref. No.	Part No.	Qty.	Description	Ref. No.	Part No.	Qty.	Description
010	98-7531	2	Hook-Engine				
020	100-9195	2	Bolt				
030	105-3780	1	Gasket-Head,Cylinder				
040	98-9460	1	Cylinder Head ASM				
050	98-9395	1	Cap-Sealing				
060	98-7540	2	Cap-Sealing				
070	98-9499	3	Guide-Valve, Inlet				
080	98-9500	3	Guide-Valve, Exhaust				
090	98-9389	2	Cap-Sealing				
100	98-9479	1	Bolt-Head, Cylinder				
110	98-9647	2	Bolt-Head, Cylinder				
120	98-7509	1	O-Ring				
130	98-9444	1	Plug				

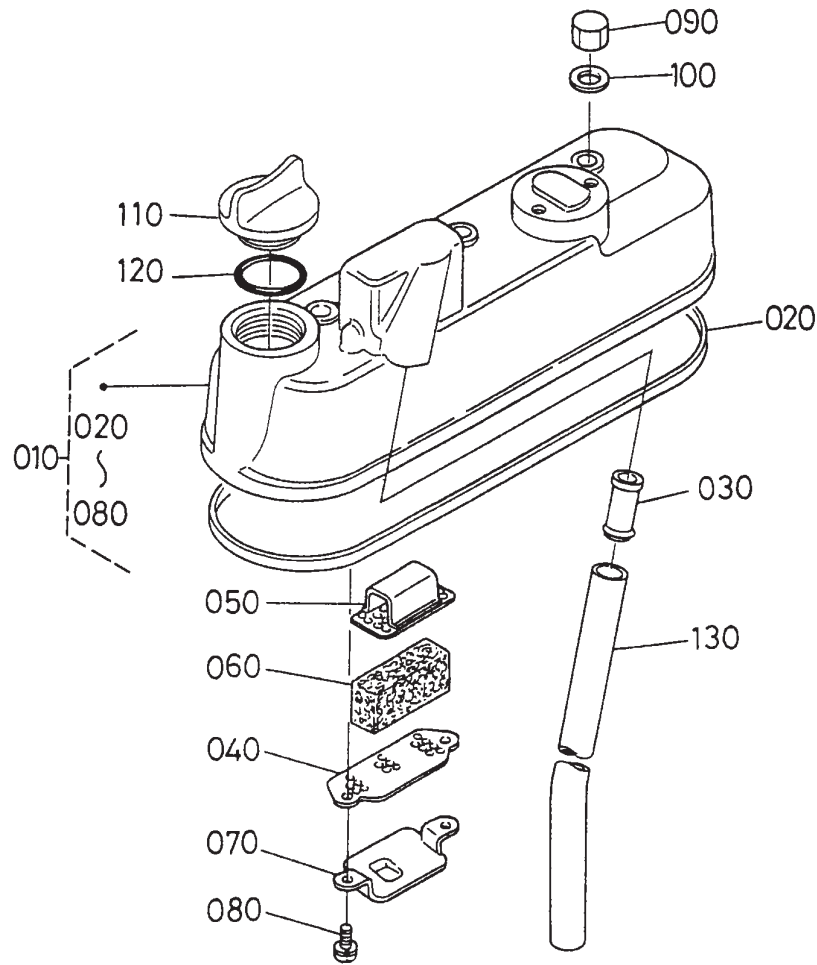


Sheet No.:56

Gear Case, Oil Filter and Cover Assembly

Ref. No.	Part No.	Qty.	Description
010	98-9481	1	Gear Case ASM
020	98-9598	1	Plug
030	98-7562	1	Washer-Plain
040	98-9388	1	Joint-Pipe
050	98-9544	1	Spring
060	98-9543	1	Seat-Valve
070	98-9380	1	Ball
080	98-9540	1	Oil Pump Rotor ASM
090	98-9541	1	Cover-Pump, Oil
100	98-9592	5	Screw
110	98-9633	1	Gasket-Case, Gear
120	98-7496	3	Bolt
130	105-3797	6	Bolt
140	98-9356	2	Bolt
150	98-9437	1	Bolt
160	98-9586	1	Bolt
170	105-3709	1	Stud
180	98-7572	1	Nut
190	98-7699	1	Washer-Spring
200	98-9482	1	Seal-Oil
210	105-3781	2	O-Ring
220	105-3777	2	O-Ring
230	105-3710	2	Stud
240	98-9641	1	Cover
250	99-8384	1	Filter-Oil
260	99-3514	1	Cover

Ref. No.	Part No.	Qty.	Description
270	98-9636	1	Gasket-Pump, Fuel
280	98-7572	2	Nut
290	98-7699	2	Washer-Spring

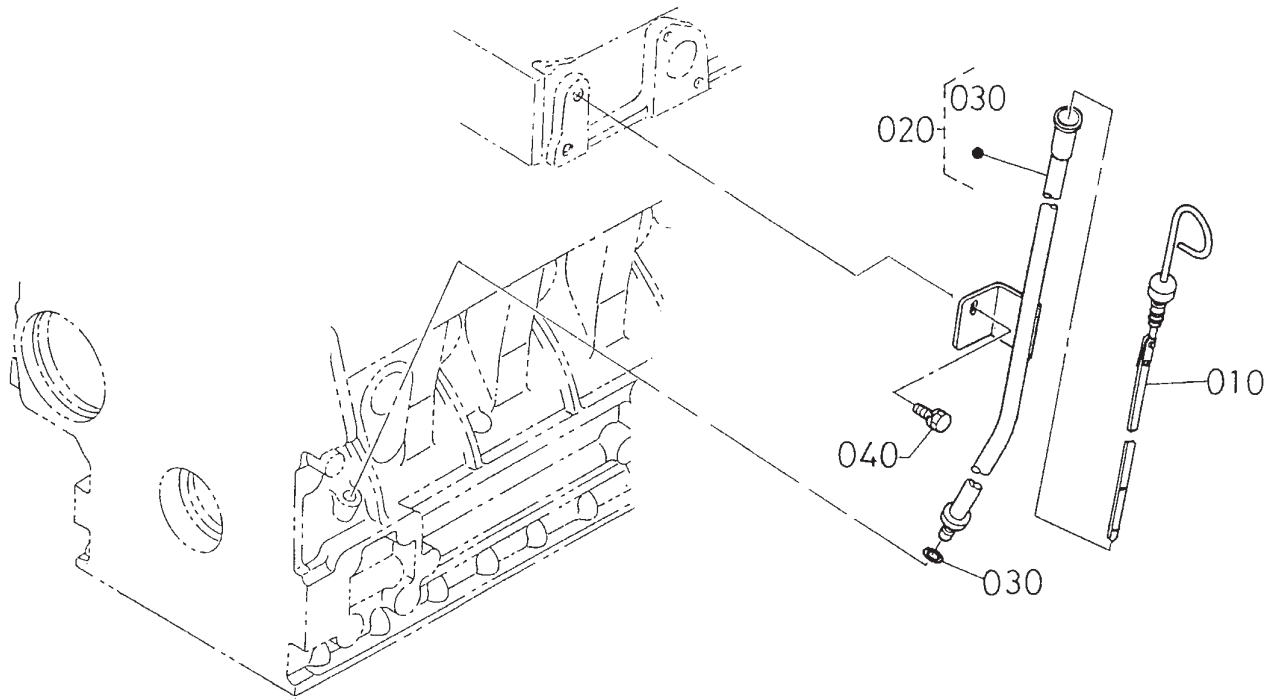


Sheet No.:57

Head Cover Assembly

Ref. No.	Part No.	Qty.	Description
010	98-9614	1	Cylinder Head Cover ASM
020	98-9615	1	Gasket-Cover, Head
030	98-9492	1	Joint-Pipe, Breather
040	98-9488	1	Plate-Element, Breather
050	98-9489	1	Plate-Element, Breather
060	98-9493	1	Element-Breather
070	98-9490	1	Shield-Oil, Breather
080	105-3782	2	Screw W/Washer
090	98-9455	3	Nut-Cap
100	98-9454	3	Gasket
110	98-9449	1	Plug-Filler, Oil
120	99-3446	1	O-Ring
130	98-9491	1	Pipe-Breather

Ref. No.	Part No.	Qty.	Description

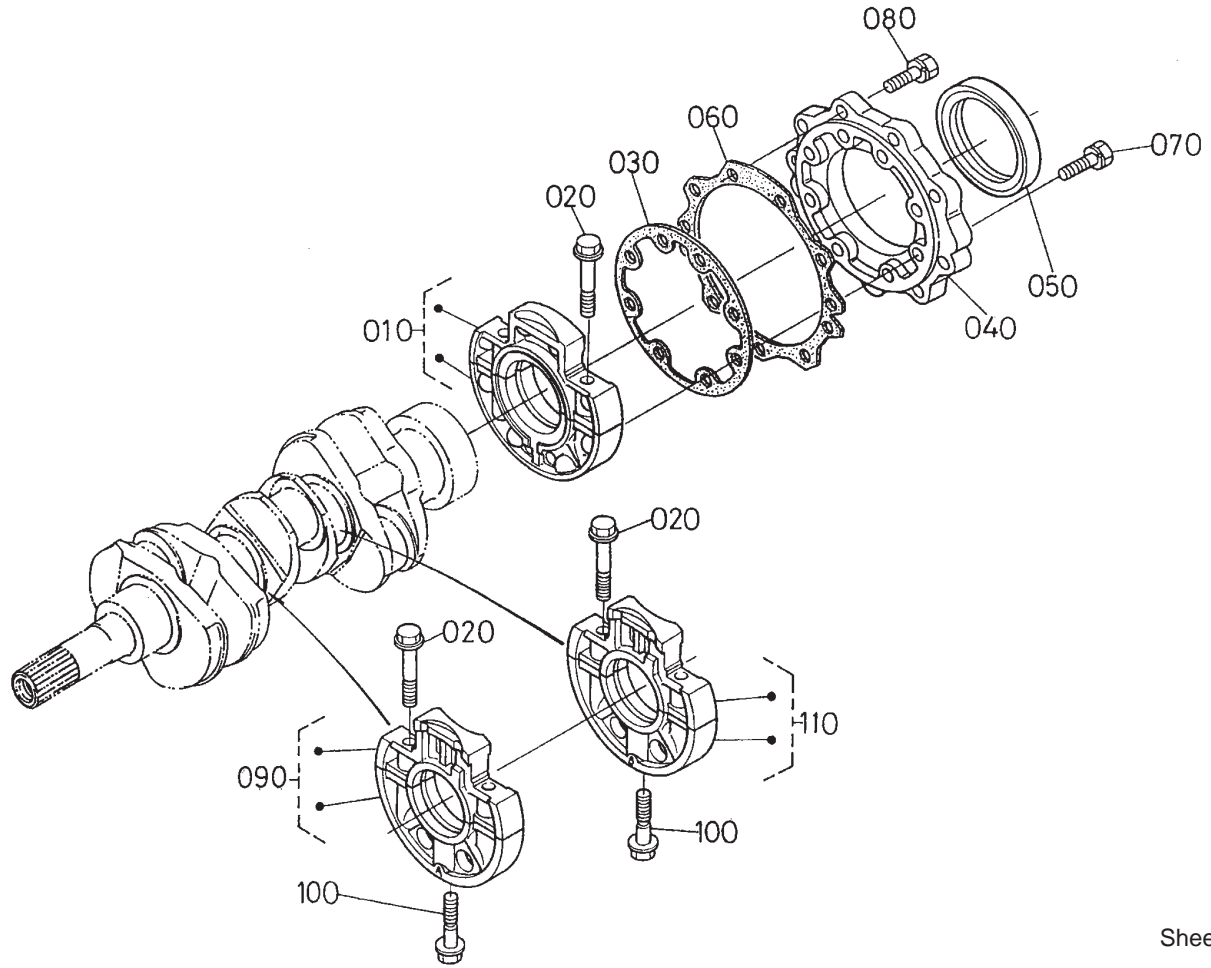


Sheet No.:58

Dipstick and Guide Assembly

Ref. No.	Part No.	Qty.	Description
010	98-9670	1	Gauge-Oil
020	98-9672	1	Oil Gauge Guide ASM
030	98-9374	1	O-Ring
040	98-7453	1	Bolt

Ref. No.	Part No.	Qty.	Description

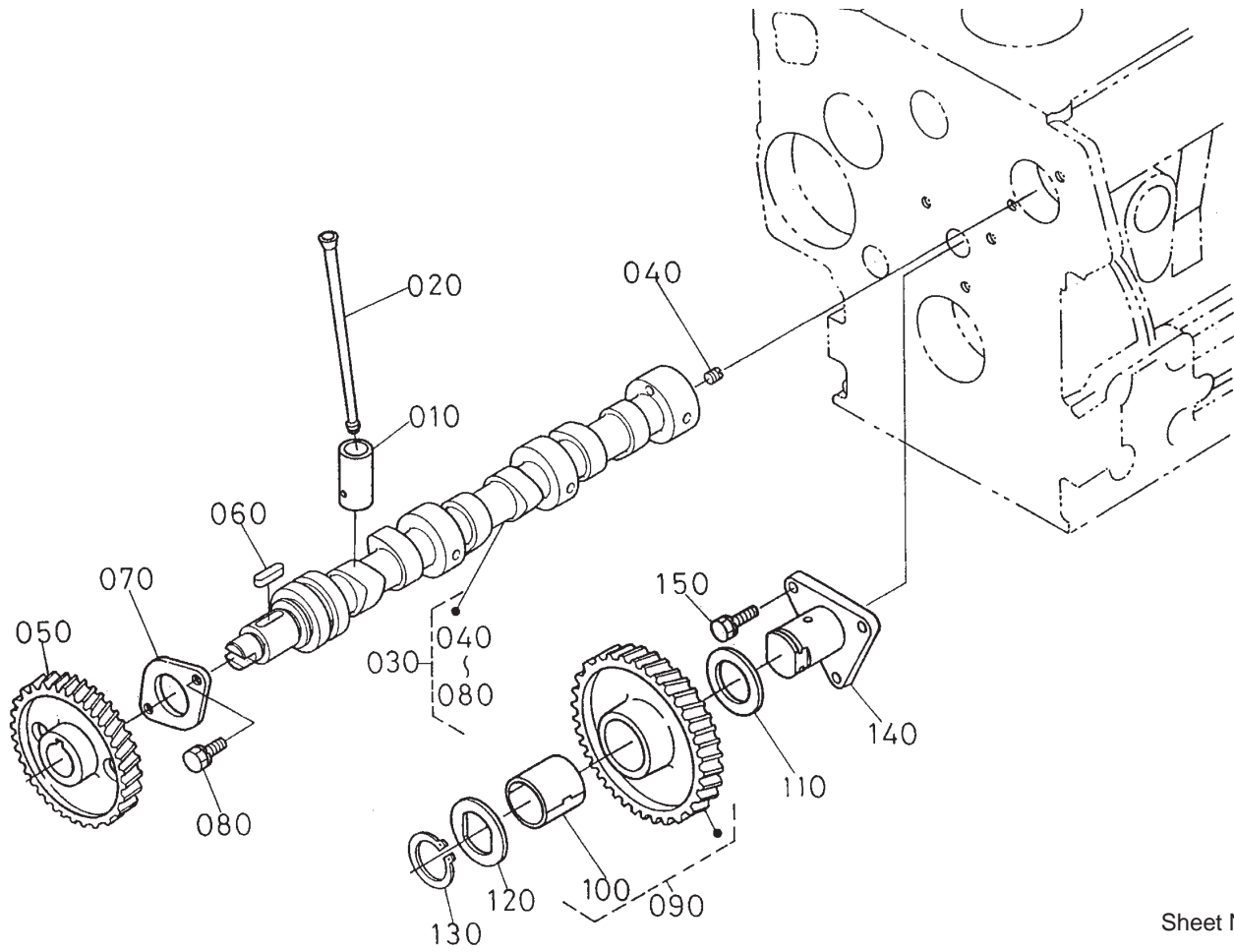


Sheet No.:59

Main Bearing Case Assembly

Ref. No.	Part No.	Qty.	Description
010	98-9480	1	Main Bearing Case ASM
020	98-9484	6	Bolt-Case, Bearing
030	98-9634	1	Gasket-Case, Bearing
040	98-9487	1	Cover-Case, Bearing
050	98-9483	1	Seal-Oil
060	98-9635	1	Gasket-Cover, Bearing Case
070	98-9352	8	Bolt
080	98-7568	9	Bolt
090	98-9606	1	Main Bearing Case ASM
100	98-9485	2	Bolt-Case, Bearing
110	98-9607	1	Main Bearing Case ASM

Ref. No.	Part No.	Qty.	Description

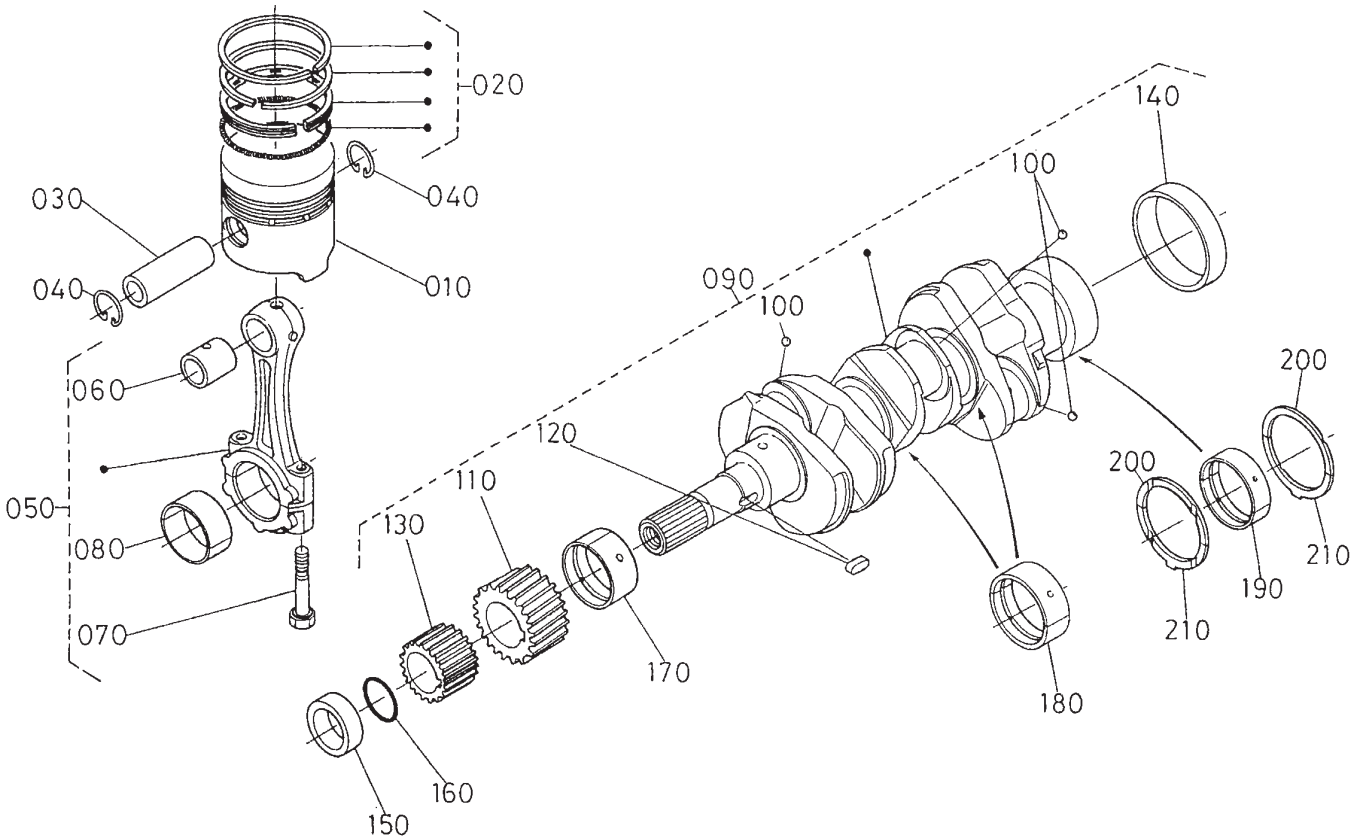


Sheet No.:60

Camshaft and Idler Gear Shaft Assembly

Ref. No.	Part No.	Qty.	Description
010	98-9616	6	Tappet
020	98-9509	6	Rod-Push
030	98-9617	1	Camshaft ASM
040	98-7449	1	Screw-Set
050	98-9512	1	Gear-Cam
060	98-9378	1	Key-Feather
070	98-9510	1	Stopper-Camshaft
080	98-9351	2	Bolt
090	98-9649	1	Idle Gear ASM
100	98-9650	1	Bushing-Gear, Idle
110	98-9535	1	Collar-Gear, Idle
120	98-9536	1	Collar-Gear, Idle
130	98-9534	1	Clip-Circular, Idle Gear
140	98-9533	1	Shaft-Gear, Idle
150	98-7692	3	Bolt

Ref. No.	Part No.	Qty.	Description

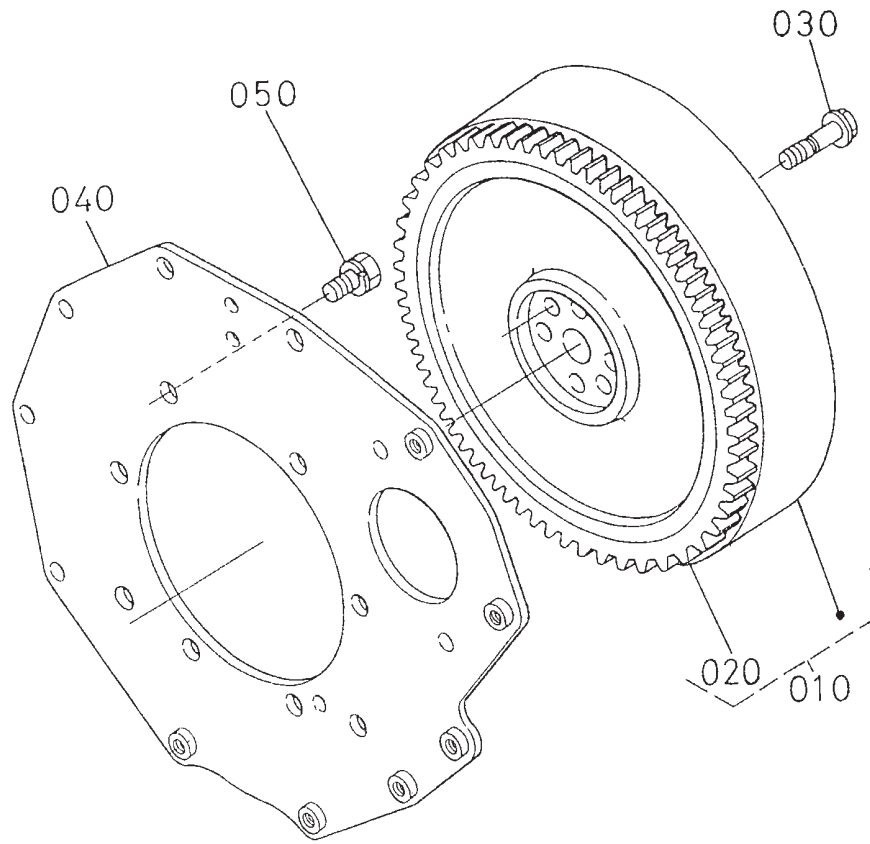


Sheet No.:61

Piston and Crankshaft Assembly

Ref. No.	Part No.	Qty.	Description
010	98-9469	3	Piston (STD)
010	98-9470	3	Piston (0.5mm)
020	98-9618	3	Piston Ring ASM (STD)
020	98-9619	3	Piston Ring ASM (+0.5mm)
030	98-9513	3	Pin-Piston
040	98-9514	6	Clip-Circular, Piston Pin
050	98-9516	3	Connecting Rod ASM
060	98-9515	3	Bushing-Pin, Piston
070	98-9517	6	Bolt-Rod, Connecting
080	98-9518	3	Metal, Crankpin (STD)
080	98-9519	3	Bearing-Rod (0.2mm)
080	98-9520	3	Bearing-Rod (0.4mm)
090	98-9642	1	Crankshaft ASM
100	98-7473	3	Ball
110	98-9532	1	Gear-Crankshaft
120	98-9666	1	Key
130	98-9542	1	Gear-Drive, Oil Pump
140	98-9522	1	Sleeve-Crankshaft
150	98-9521	1	Collar-Crankshaft
160	105-3783	1	O-Ring
170	98-9529	1	Bearing-Main (0.4mm)
170	98-9528	1	Bearing-Main (0.2mm)
170	98-9523	1	Metal Crankshaft(STD)

Ref. No.	Part No.	Qty.	Description
180	98-9531	2	Bearing-Main (0.4mm)
180	98-9530	2	Bearing-Main (0.2mm)
180	98-9524	2	Metal-Crankshaft (STD Set)
190	98-9527	1	Bearing-Main (0.4mm)
190	98-9526	1	Bearing-Main (0.2mm)
190	98-9525	1	Metal Crankshaft(STD Set)
200	98-9415	2	Bearing-Thrust (0.4mm)
200	98-9414	2	Bearing-Thrust (0.2mm)
200	98-9413	2	Bearing-Thrust (STD)
210	98-9690	2	Bearing-Thrust (0.4mm)
210	98-9689	2	Bearing-Thrust (0.2mm)
210	98-9688	2	Bearing-Thrust (STD)

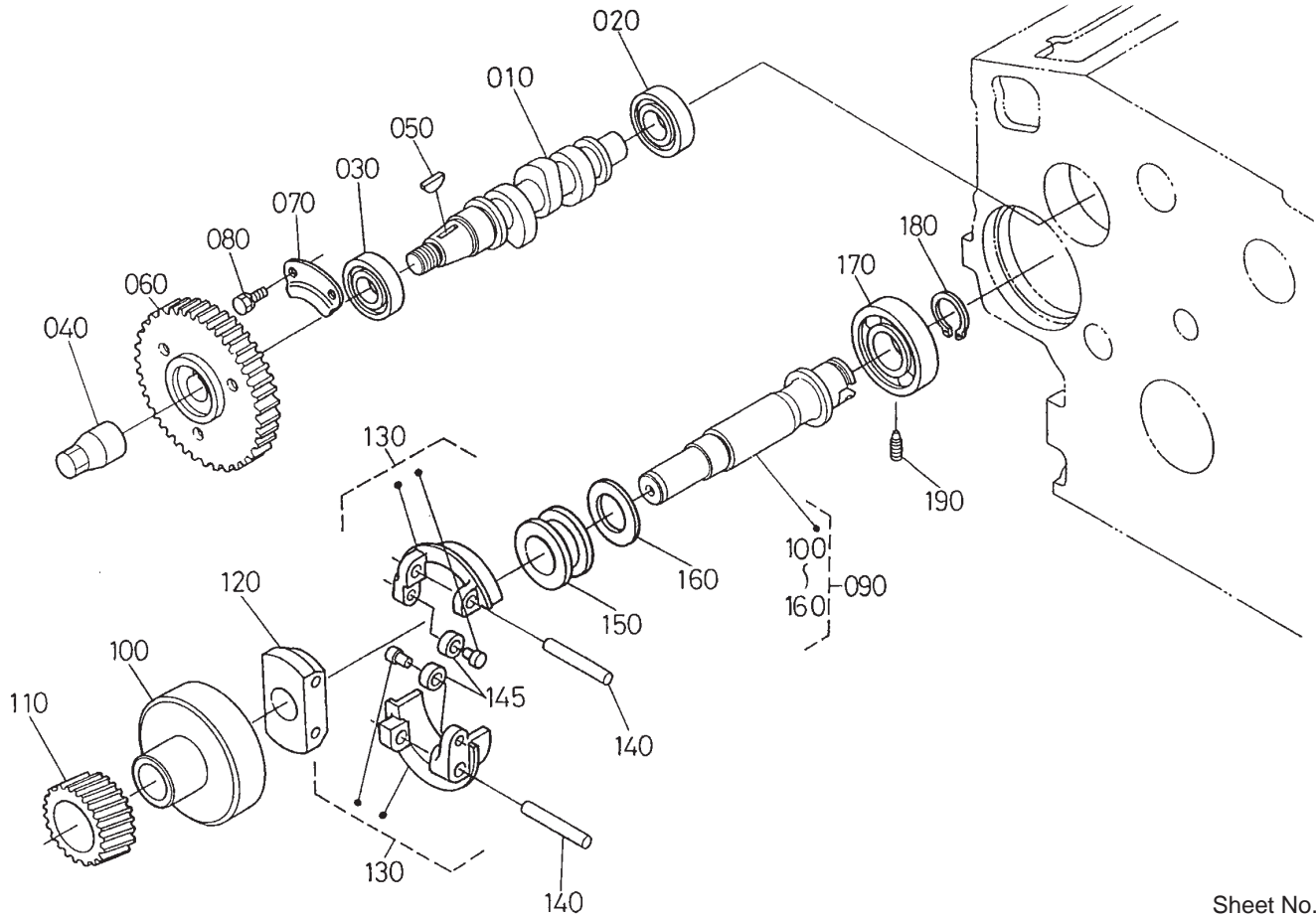


Sheet No.:62

Flywheel Assembly

Ref. No.	Part No.	Qty.	Description
010	105-3784	1	Flywheel ASM
020	105-3722	1	Gear-Ring
030	98-9537	6	Bolt-Flywheel
040	98-9486	1	Plate-End, Rear
050	98-9392	8	Bolt

Ref. No.	Part No.	Qty.	Description

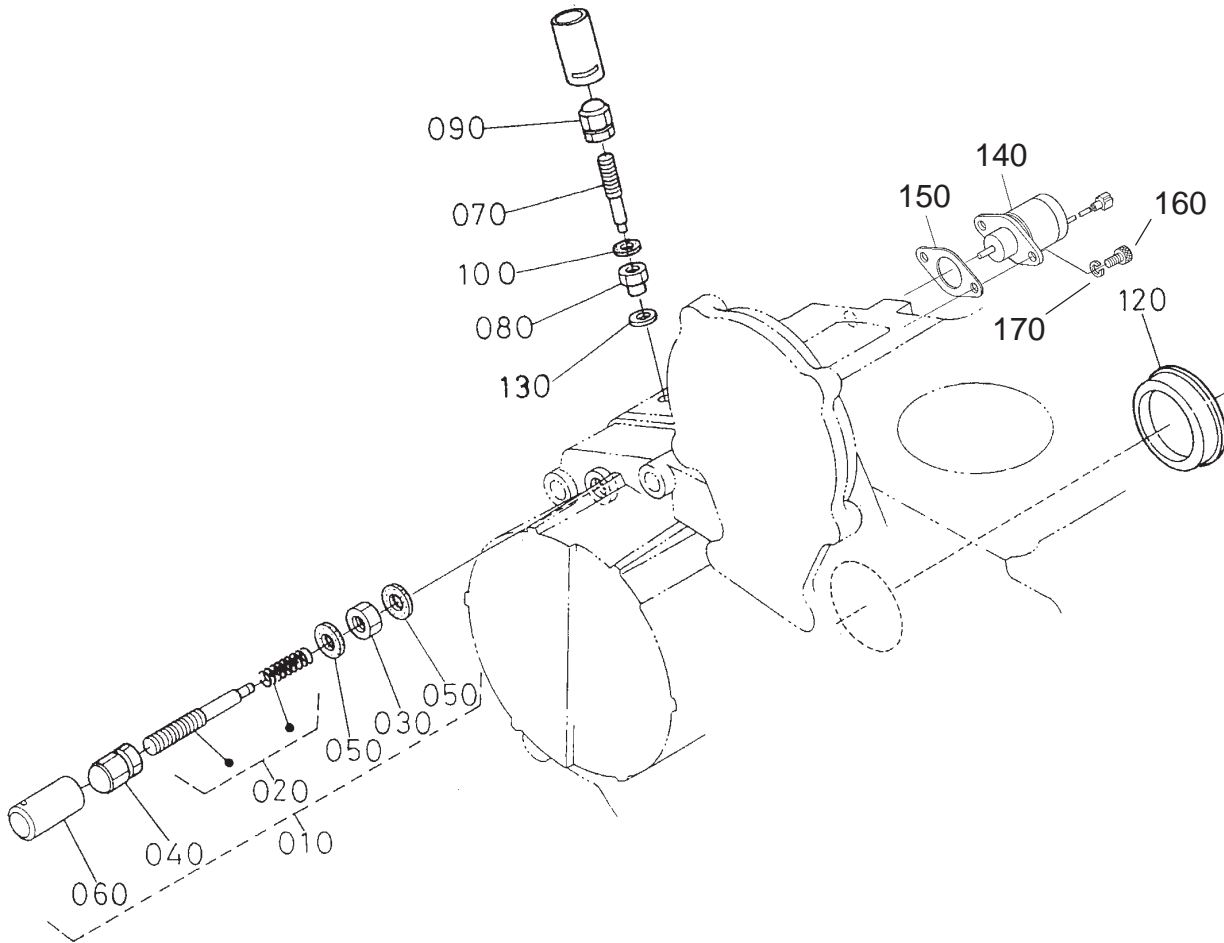


Sheet No.:63

Fuel, Camshaft and Governor Shaft Assembly

Ref. No.	Part No.	Qty.	Description
010	98-9459	1	Camshaft-Fuel
020	98-9382	1	Bearing-Ball
030	98-9383	1	Bearing-Ball
040	98-9590	1	Nut-Cap
050	98-9595	1	Key-Woodruff
060	98-9669	1	Gear-Pump, Injection
070	98-9511	1	Stopper-Fuel, Camshaft
080	98-9350	2	Bolt
090	98-9644	1	Governor Shaft ASM
100	98-9562	1	Holder-Gear, Governor
110	98-9673	1	Gear-Governor
120	98-9561	1	Holder-Weight, Governor
130	98-9559	2	Governor Weight ASM
140	98-9560	2	Shaft-Weight, Governor
145	98-9692	2	Roller
150	98-9563	1	Sleeve-Governor
160	98-9564	1	Washer-Thrust
170	98-9381	1	Bearing-Ball
180	98-9657	1	Clip-Circular, Governor Shaft
190	98-9565	1	Screw-Set

Ref. No.	Part No.	Qty.	Description

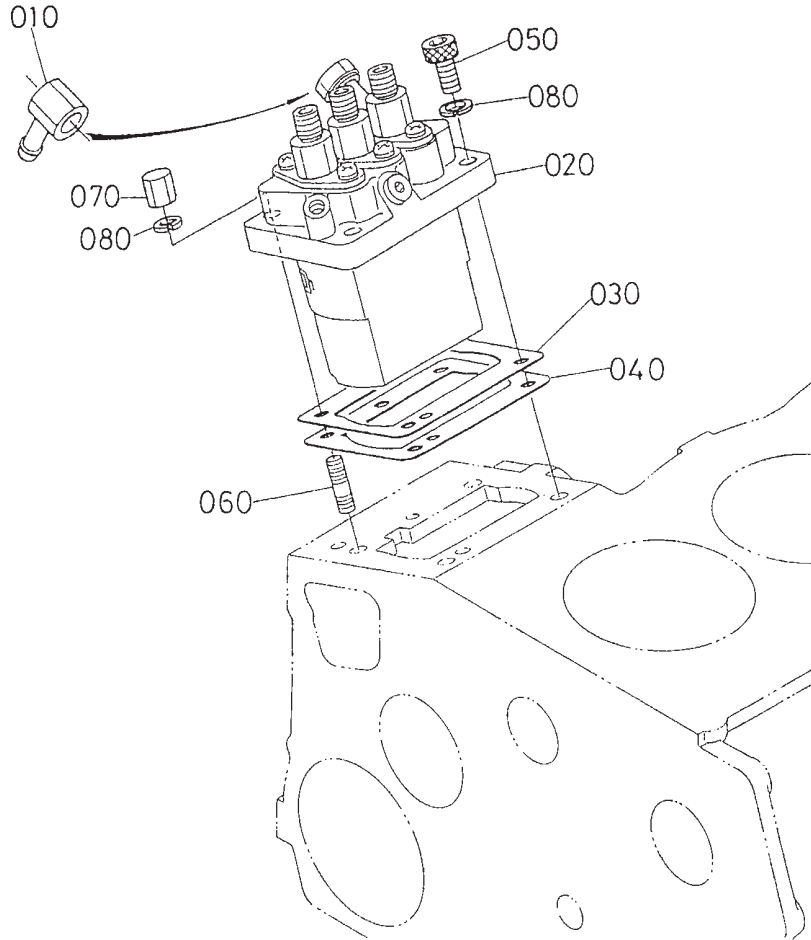


Sheet No.:64

Idle Apparatus and Stop Solenoid Assembly

Ref. No.	Part No.	Qty.	Description
010	98-9678	1	Idle Apparatus ASM
020	98-9679	1	Adjusting Bolt ASM
030	98-9439	1	Nut
040	105-3785	1	Plug
050	98-7654	2	Gasket
060	98-7656	1	Cap
070	98-9557	1	Bolt-Adjusting
080	99-3512	1	Nut
090	105-3785	1	Plug
100	98-7654	1	Gasket
120	98-9640	1	Cover-Pump
130	99-8389	1	Gasket
140	98-9693	1	Solenoid-Stop
150	98-9683	1	Gasket-Cover, Solenoid
160	105-3799	2	Bolt-HSH
170	98-7699	2	Washer-Spring

Ref. No.	Part No.	Qty.	Description

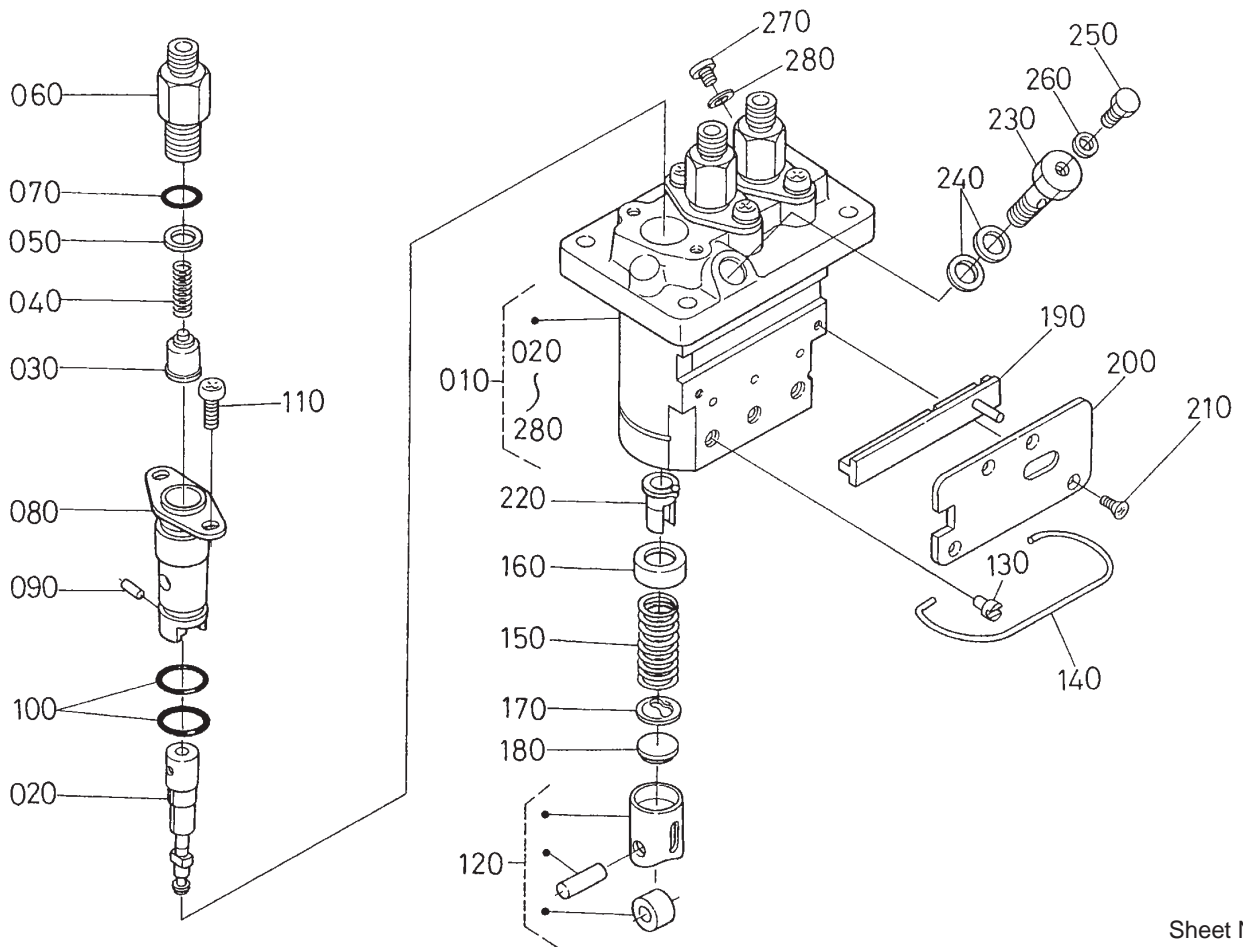


Sheet No.:65

Injection Pump Assembly

Ref. No.	Part No.	Qty.	Description
010	98-9596	1	Joint-Eye
020	98-9643	1	Injection Pump ASM
030	98-9456	1	Shim (0.2mm)
030	98-9457	1	Shim-Injection (0.25mm)
040	98-9458	1	Shim-Injection (0.30mm)
050	98-9361	2	Bolt-HSH
060	98-9438	2	Stud
070	98-9440	2	Nut-Cap
080	98-7699	4	Washer-Spring

Ref. No.	Part No.	Qty.	Description

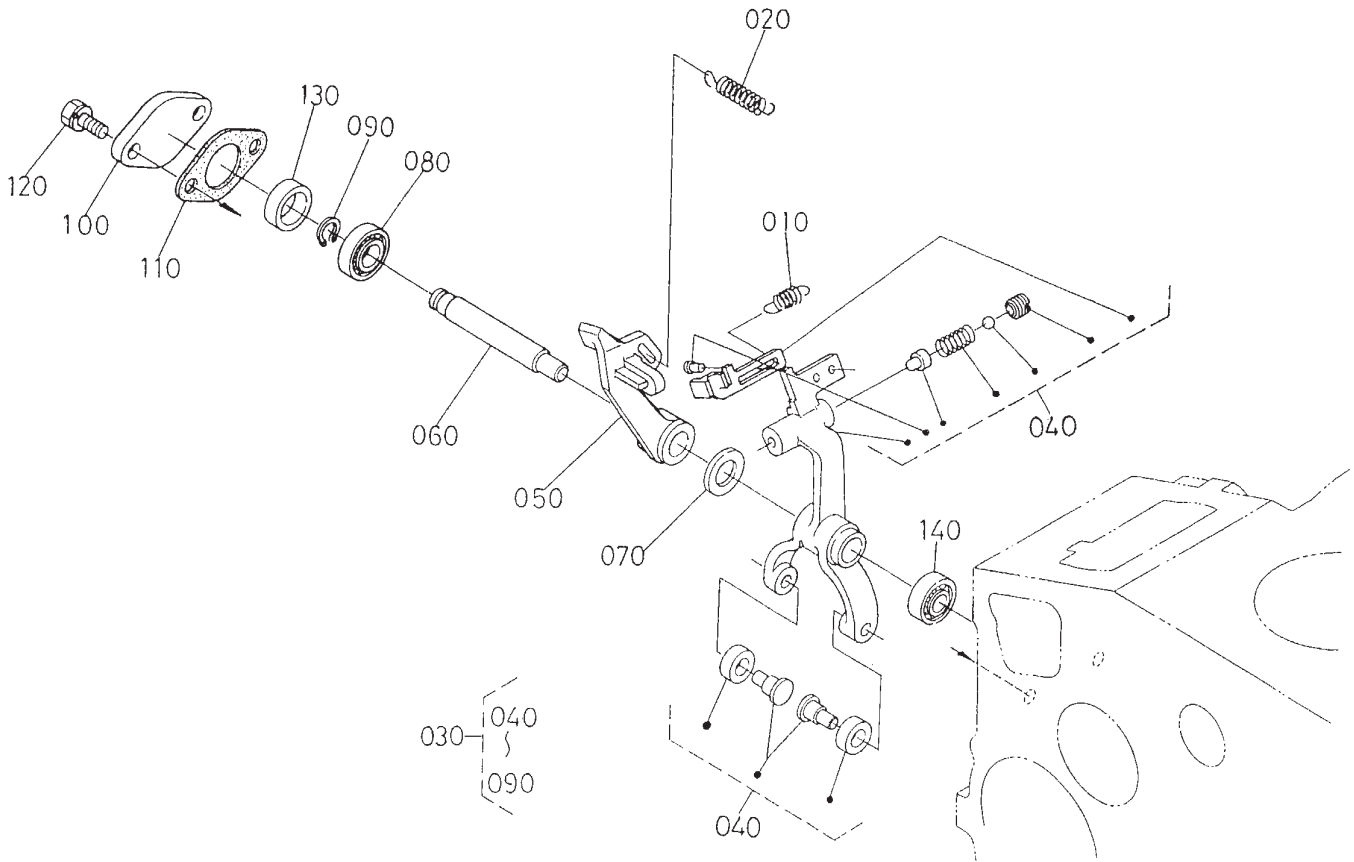


Sheet No.:66

Injection Pump Assembly No. 98-9643

Ref. No.	Part No.	Qty.	Description
010	98-9643	1	Injection Pump ASM
020	98-9462	3	Element-Pump
030	98-9421	3	Valve-Delivery
040	98-9424	3	Spring-Valve, Delivery
050	98-9425	3	Gasket-Valve, Delivery
060	98-9652	3	Holder-Valve, Delivery
070	98-9447	3	O-Ring
080	98-9434	3	Flange-Sleeve
090	98-9443	3	Pin-Joint
100	98-9423	6	O-Ring
110	105-2892	6	Screw
120	98-9422	3	Tappet ASM
130	98-9426	3	Pin-Guide, Tappet
140	98-9450	1	Pin-Clamp
150	98-9428	3	Spring-Plunger
160	98-9427	3	Seat-Spring, Upper
170	98-9429	3	Seat-Spring, Lower
180	98-9433	3	Shim
190	98-9463	1	Control-Rack
200	98-9465	1	Plate
210	98-9442	4	Screw
220	98-9432	3	Sleeve-Control
230	98-9464	1	Bolt-Joint
240	98-9445	2	Gasket
250	98-9430	1	Screw

Ref. No.	Part No.	Qty.	Description
260	98-9446	1	Gasket
270	98-9466	1	Plug
280	98-9451	1	Gasket

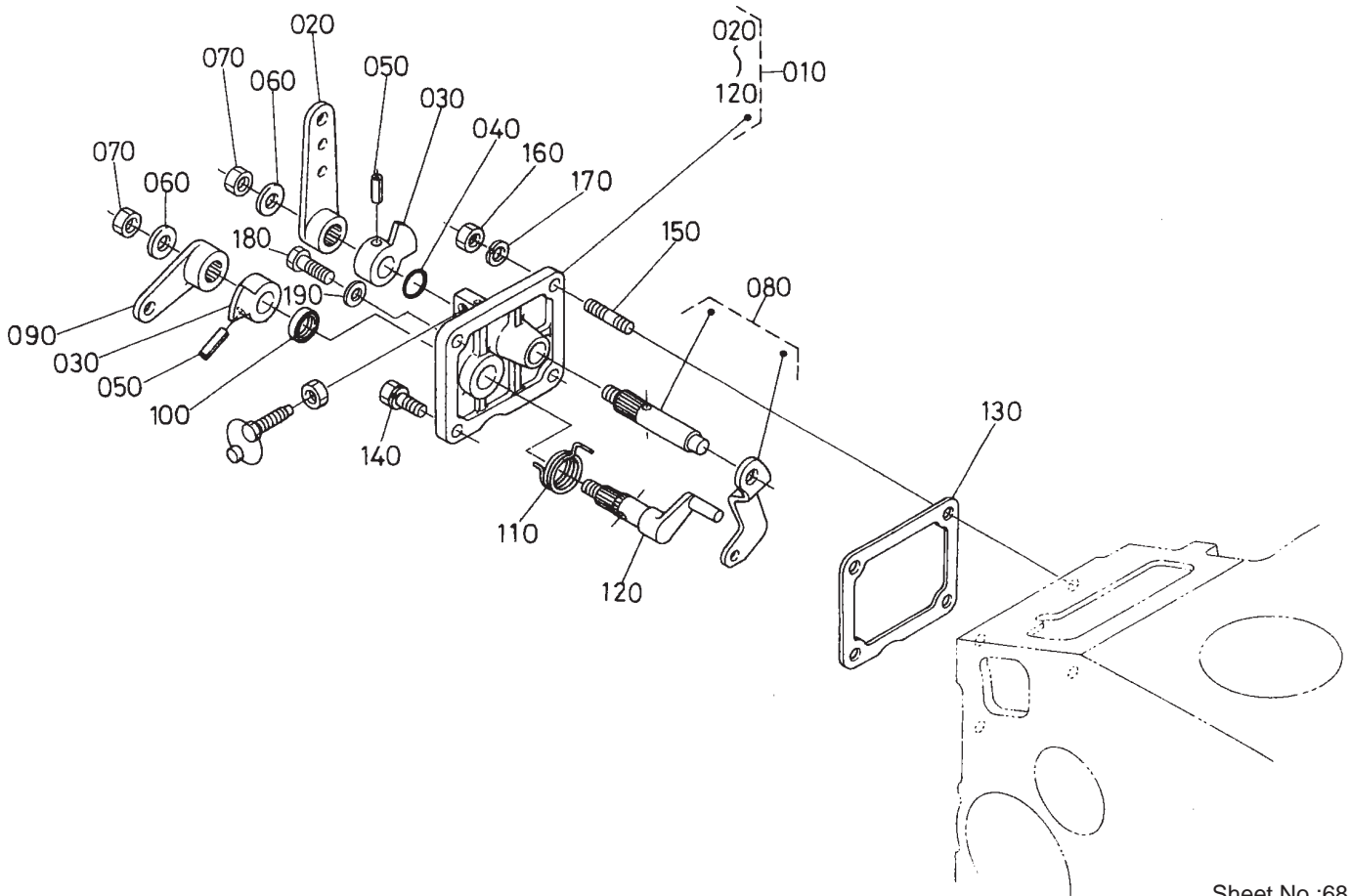


Sheet No.:67

Governor Assembly

Ref. No.	Part No.	Qty.	Description
010	105-3786	1	Spring-Start
020	98-9681	1	Spring-Governor
030	105-3787	1	Fork Lever ASM
040	99-8380	1	Fork Lever ASM
050	105-3743	1	Lever-Fork
060	98-9566	1	Shaft-Lever, Fork
070	98-9593	1	Washer-Plain
080	98-9570	1	Bearing-Miniaturize
090	98-9369	1	Clip-Circular, External
100	98-9569	1	Cover-Shaft, Fork Lever
110	98-9682	1	Gasket
120	98-9351	2	Bolt
130	98-9567	1	Collar
140	98-9571	1	Bearing-Miniaturize

Ref. No.	Part No.	Qty.	Description

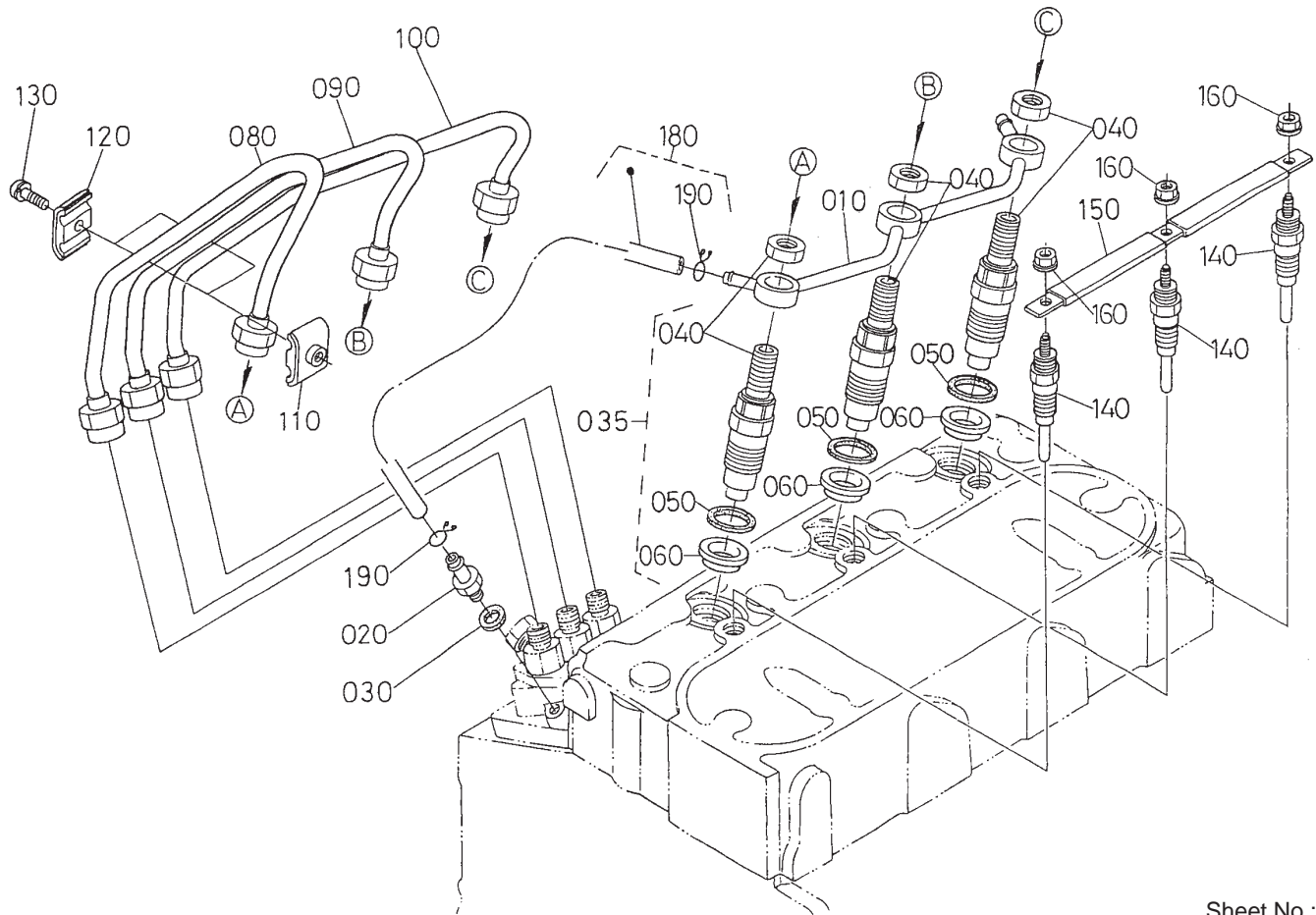


Sheet No.:68

Speed Control Plate Assembly

Ref. No.	Part No.	Qty.	Description
010	98-9661	1	Control Plate ASM
020	98-9662	1	Lever-Control, Speed
030	98-9572	2	Lever-Control, Speed
040	105-3788	1	O-Ring
050	98-7602	2	Pin-Spring
060	98-9594	2	Washer-Plain
070	98-9589	2	Nut
080	98-9658	1	Governor Lever ASM
090	98-9663	1	Lever-Stop, Engine
100	98-7601	1	Seal-Oil
110	98-9472	1	Spring-Return
120	98-9664	1	Shaft-Lever, Stop
130	98-9637	1	Gasket
140	98-7692	1	Bolt
150	105-3710	2	Stud
160	98-7572	2	Nut
170	98-7699	2	Washer-Spring
180	99-8348	1	Bolt
190	98-7654	1	Gasket

Ref. No.	Part No.	Qty.	Description

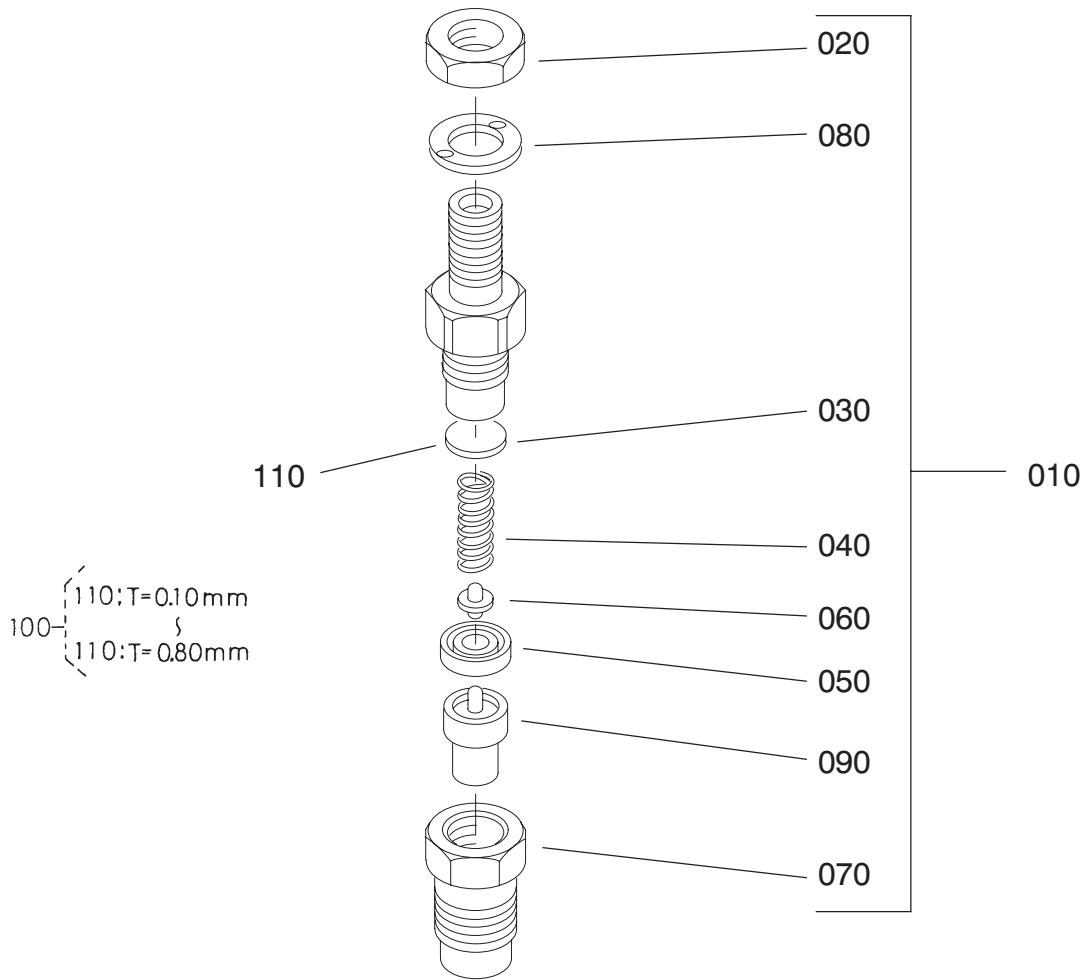


Sheet No.:69

Nozzle Holder Glow Plug Assembly

Ref. No.	Part No.	Qty.	Description
010	98-9620	1	Over Flow Pipe ASM
020	98-9431	1	Screw-Bleeder
030	98-7654	1	Gasket
035	105-3740	3	Kit-Holder, Nozzle
040	98-9468	3	Nozzle Holder ASM
050	98-7676	3	Gasket
060	98-7677	3	Seal
080	98-9653	1	Pipe-Injection
090	98-9654	1	Pipe-Injection
100	98-9655	1	Pipe-Injection
110	98-7682	2	Clamp-Pipe
120	98-7683	2	Clamp-Pipe
130	98-7684	2	Screw W/Washer
140	98-9695	3	Plug, Glow
150	98-9631	3	Cord-Plug, Glow
160	99-8377	3	Nut - Flange
180	98-9420	1	Over Flow Pipe ASM
190	98-7671	2	Clip-Pipe

Ref. No.	Part No.	Qty.	Description

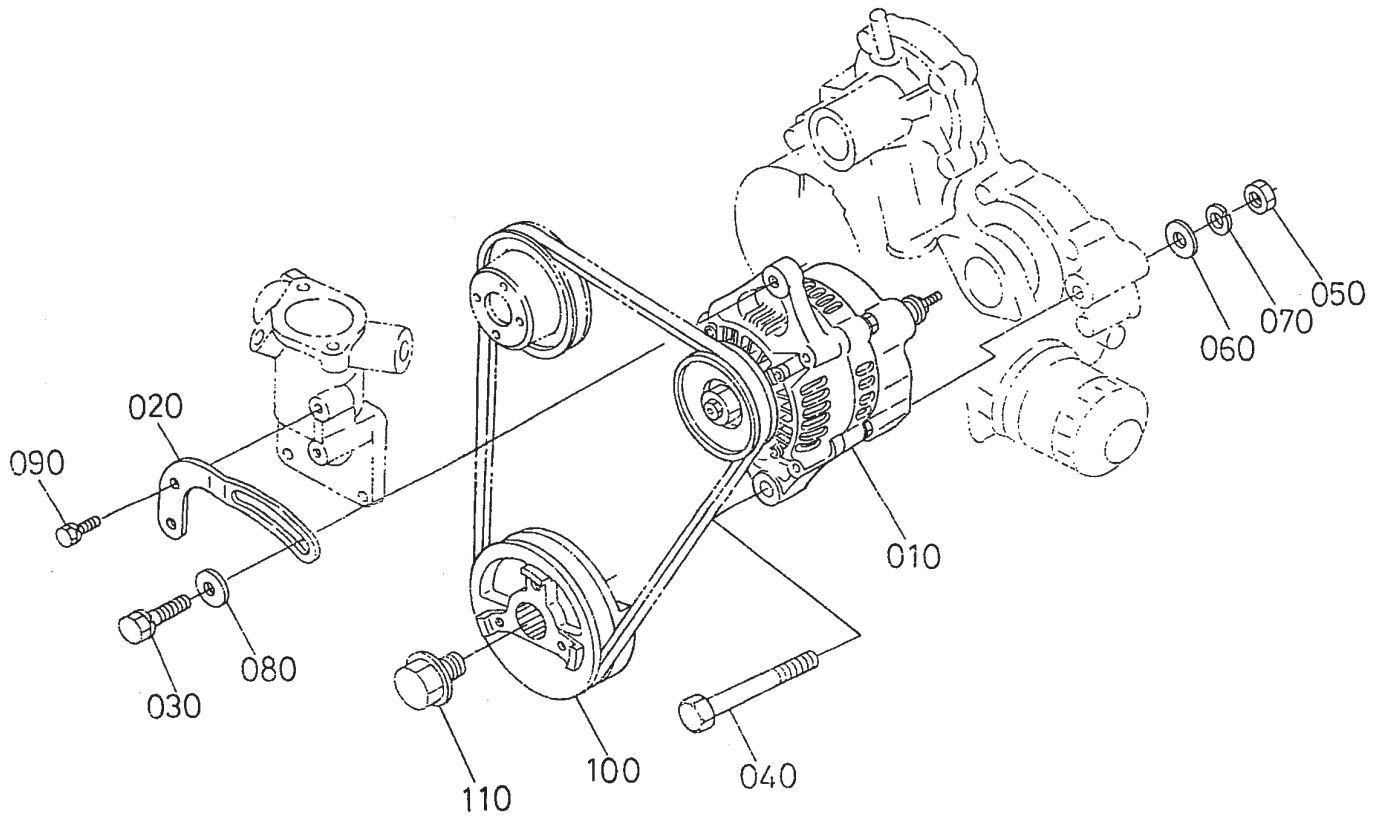


Sheet No.:70

Nozzle Holder Assembly No. 98-9468

Ref. No.	Part No.	Qty.	Description
010	98-9468	3	Nozzle Holder ASM
020	99-8301	3	Nut
030	99-8302	3	Washer-Adjusting
040	99-8303	3	Spring - Nozzle
050	99-8304	3	Spacer - Distance
060	99-8305	3	Rod-Push
070	99-8306	3	Nut - Nozzle
080	99-8307	3	Washer-Plain
090	99-8308	3	Piece - Nozzle
100	99-8309	3	Adjusting Washer ASM
110	99-8315	3	Washer-Adjust (0.52mm)
110	99-8316	3	Washer-Adjust (0.54mm)
110	99-8317	3	Washer-Adjust (0.56mm)
110	99-8318	3	Washer-Adjust (0.58mm)
110	99-8319	3	Washer-Adjust (0.80mm)
110	99-8310	3	Washer-Adjust (0.10mm)
110	99-8311	3	Washer-Adjust (0.20mm)
110	99-8312	3	Washer-Adjust (0.30mm)

Ref. No.	Part No.	Qty.	Description
110	99-8313	3	Washer-Adjust (0.40mm)
110	99-8314	3	Washer-Adjust (0.50mm)

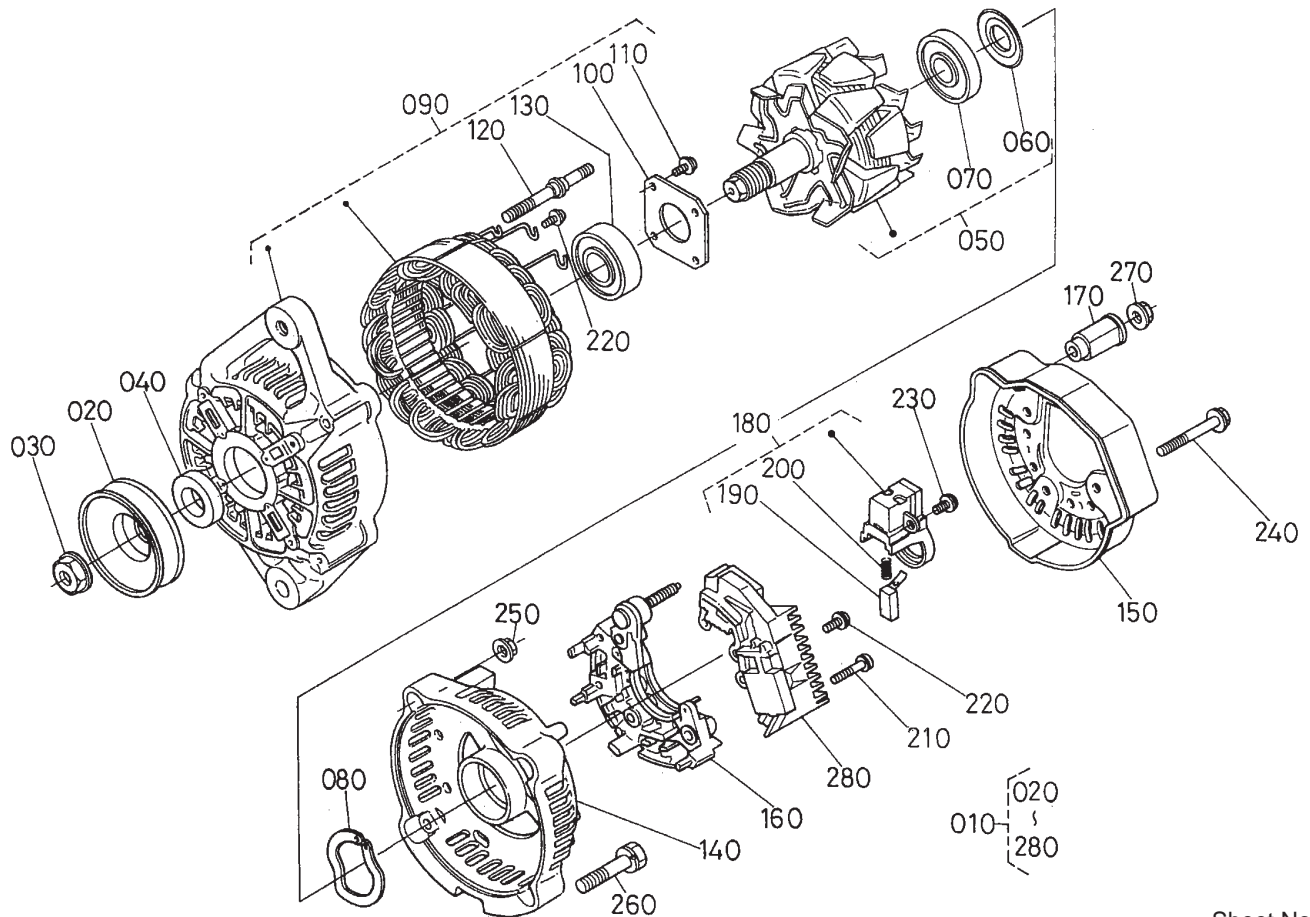


Sheet No.:71

Alternator and Pulley Assembly

Ref. No.	Part No.	Qty.	Description
010	98-9474	1	Alternator ASM
020	98-9573	1	Stay-Dynamo
030	98-7697	1	Bolt
040	98-9360	1	Bolt
050	98-7737	1	Nut
060	3256-24	1	Washer-Flat
070	98-7738	1	Washer-Spring
080	100-9233	1	Washer-Plain
090	98-7692	1	Bolt
100	98-9473	1	Pulley-Drive, Fan
110	98-9585	1	Bolt

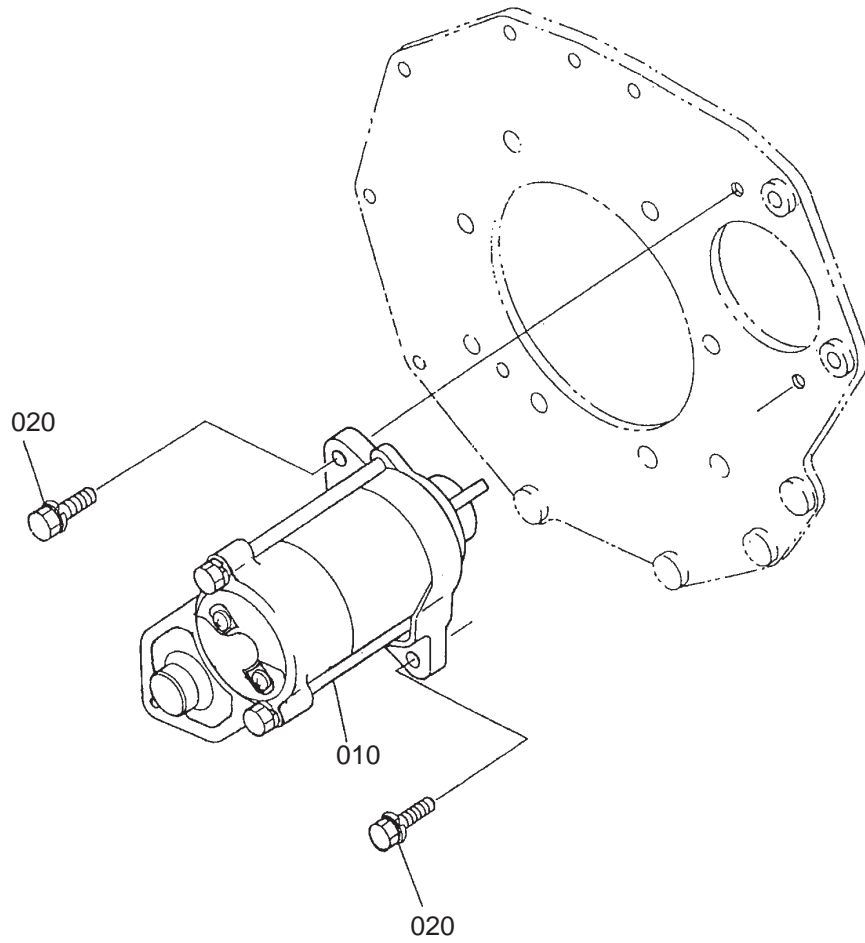
Ref. No.	Part No.	Qty.	Description



Sheet No.:72

Alternator Assembly

Ref. No.	Part No.	Qty.	Description	Ref. No.	Part No.	Qty.	Description
010	98-9474	1	Alternator ASM	270	98-7732	1	Nut
020	98-9453	1	Pulley-Dynamo	280	98-7733	1	Regulator ASM
030	98-7708	1	Nut				
040	98-7709	1	Collar				
050	98-7710	1	Rotor				
060	98-7711	1	Cover-Bearing				
070	98-7712	1	Bearing-Ball				
080	98-7713	1	Washer-Thrust				
090	98-7714	1	Frame-End, Drive				
100	98-7715	1	Plate-Retainer				
110	98-7716	4	Screw-Head, Round				
120	98-7717	2	Bolt-Through				
130	98-7718	1	Bearing-Ball				
140	98-7719	1	Frame-End				
150	98-7720	1	Cover-End				
160	98-7721	1	Rectifier ASM				
170	98-7722	1	Bushing-Insulation				
180	98-7723	1	Holder-Brush				
190	98-7724	2	Brush				
200	98-7725	2	Spring-Brush				
210	98-7726	2	Screw-Head, Round				
220	98-7727	6	Screw-Head, Round				
230	98-7728	1	Screw-Head, Round				
240	98-7729	3	Bolt				
250	98-7730	2	Nut				
260	98-7731	2	Bolt				

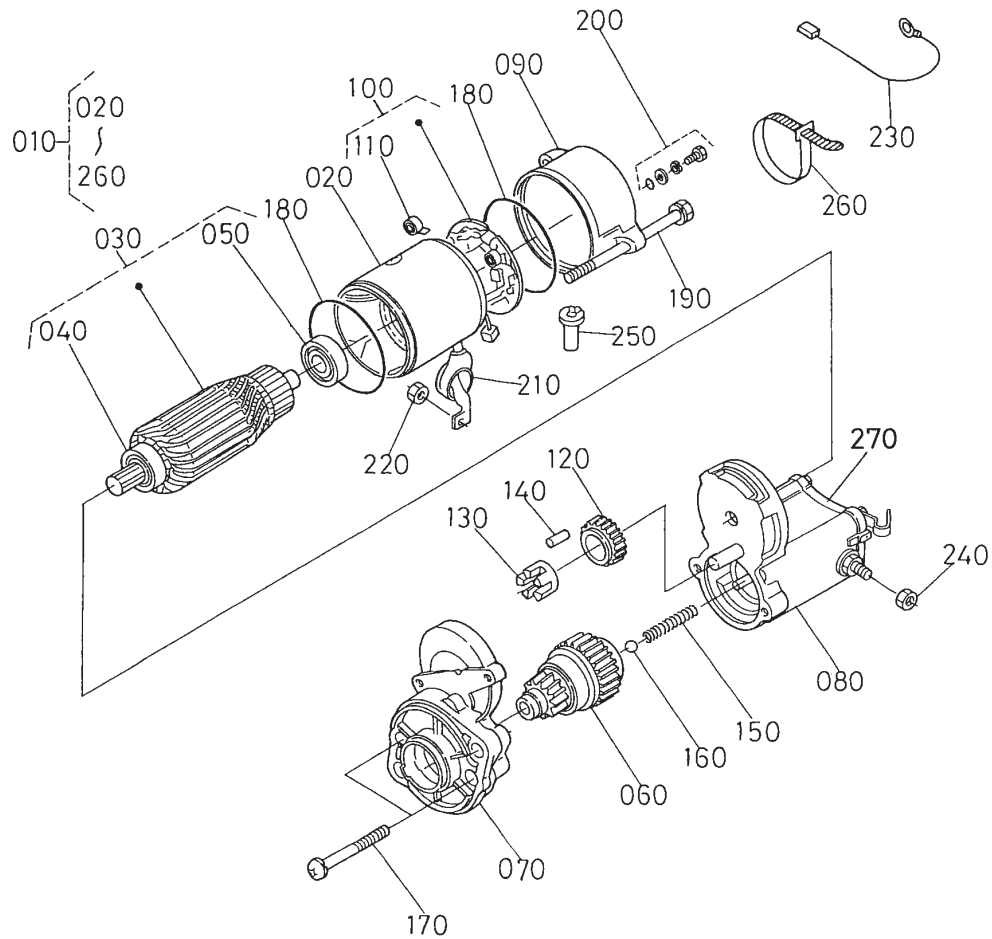


Sheet No.:73

Starter Mount Assembly

Ref. No.	Part No.	Qty.	Description
010	98-9705	1	Starter ASM
020	98-7697	2	Bolt

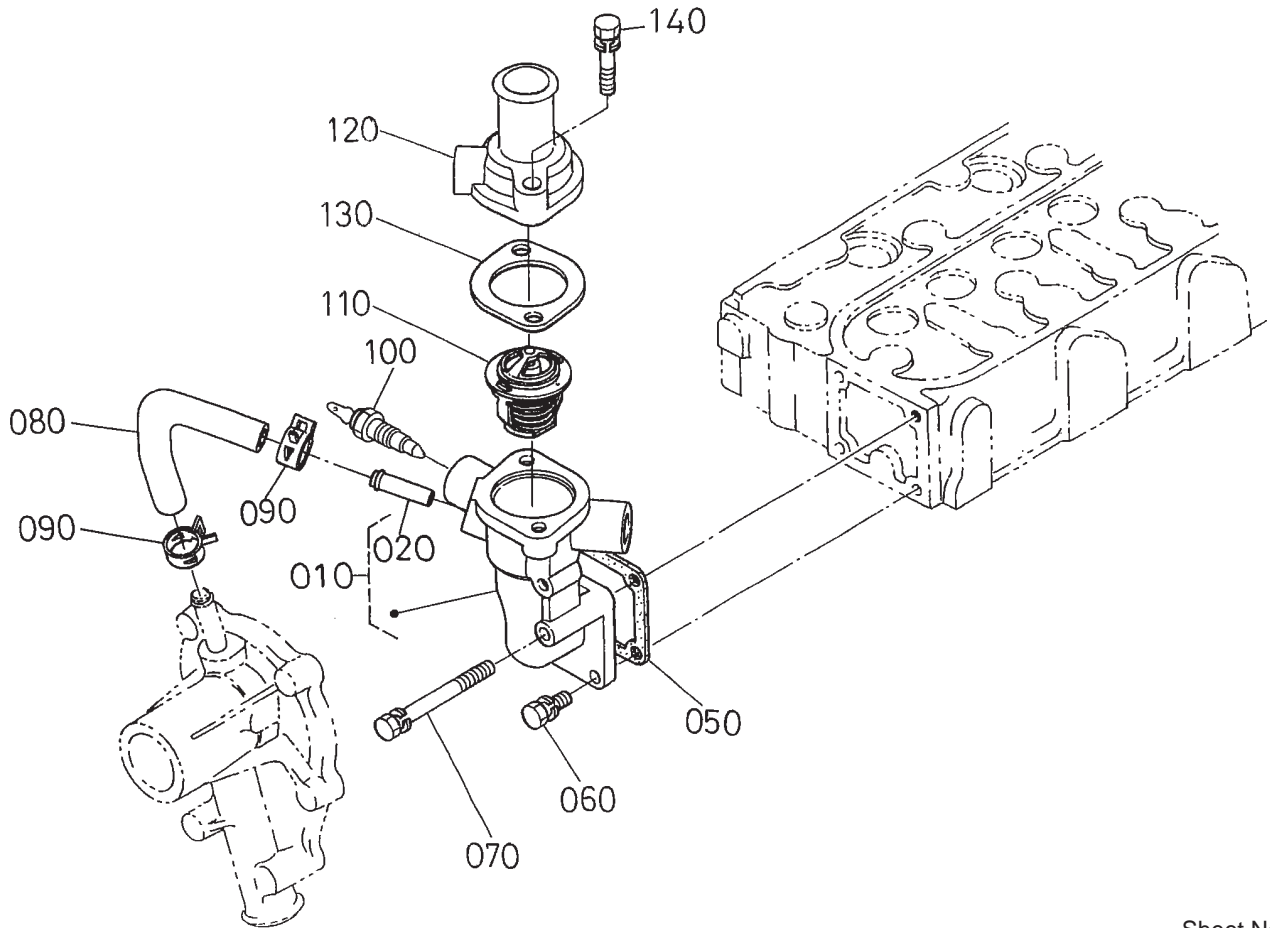
Ref. No.	Part No.	Qty.	Description
----------	----------	------	-------------



Sheet No.:74

Starter Assembly No. 98-9705

Ref. No.	Part No.	Qty.	Description	Ref. No.	Part No.	Qty.	Description
010	98-9705	1	Starter ASM	260	98-9712	1	Band-Cover
020	104-8608	1	Yoke ASM	270	105-2886	1	Cover ASM
030	98-7742	1	Armature ASM				
040	98-7744	1	Bearing				
050	98-7743	1	Bearing				
060	99-8373	1	Clutch-Running, Over				
070	99-8374	1	Frame-End, Drive				
080	105-3746	1	Magnetic Switch ASM				
090	98-7748	1	Frame-End				
100	98-7749	1	Brush Holder ASM				
110	98-7750	4	Spring-Brush				
120	98-7751	1	Gear				
130	98-7752	1	Retainer				
140	98-7753	5	Roller				
150	98-7754	1	Spring				
160	98-7755	1	Ball				
170	98-7756	2	Bolt				
180	98-7757	2	O-Ring				
190	100-9240	2	Bolt				
200	98-7758	2	Bolt ASM				
210	99-8375	1	Cover				
220	99-8371	1	Nut-Hex				
230	98-9711	1	Cord-Solenoid, Stop				
240	99-8376	1	Nut - Hex				
250	98-7759	1	Pipe-Drain				

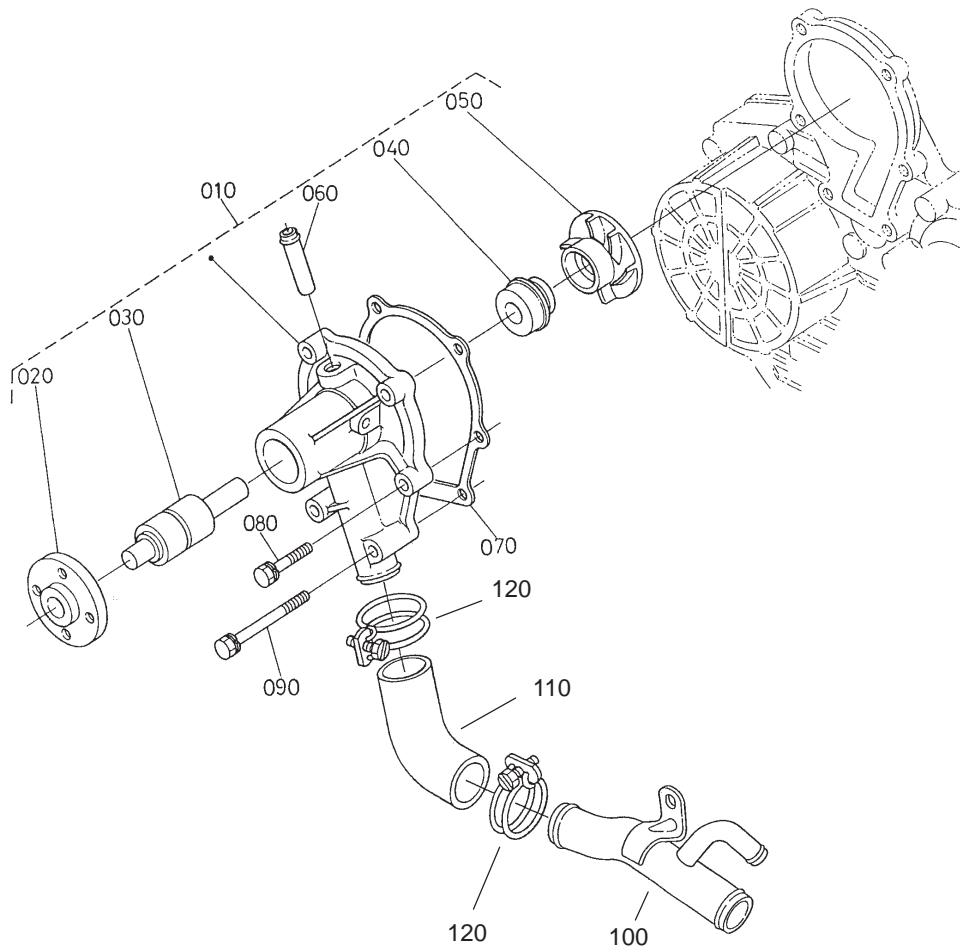


Sheet No.:75

Water Flange and Thermostat Assembly

Ref. No.	Part No.	Qty.	Description
010	98-9713	1	Water Flange ASM
020	98-9580	1	Pipe-Return, Water
050	98-9638	1	Gasket-Flange, Water
060	98-7692	3	Bolt
070	98-9356	1	Bolt
080	98-9578	1	Pipe-Return, Water
090	98-9579	2	Band-Pipe
100	98-9719	1	Thermoswitch
110	98-7778	1	Thermostat ASM
120	98-9471	1	Cover-Thermostat
130	105-3748	1	Gasket-Thermostat
140	98-7777	2	Bolt

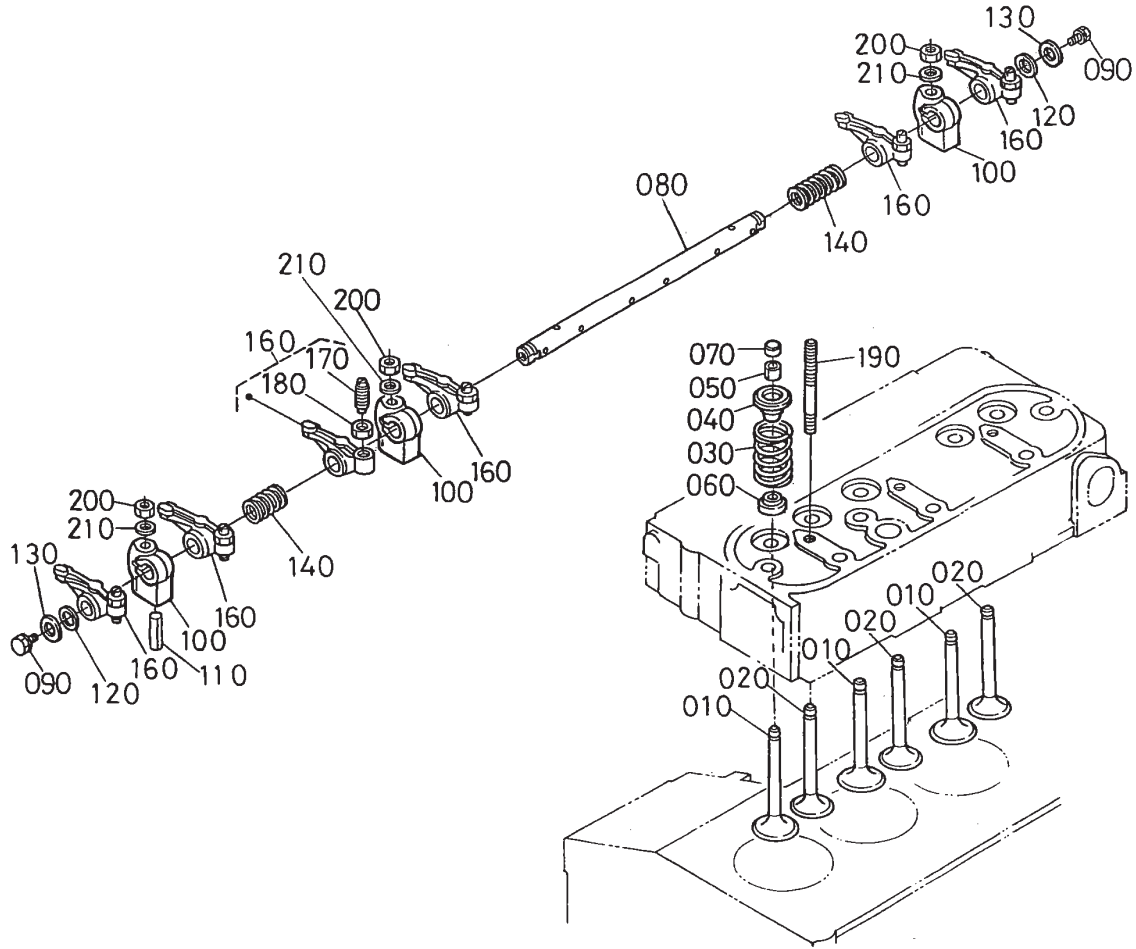
Ref. No.	Part No.	Qty.	Description



Sheet No.:76

Water pump and Water Pipe Assembly

Ref. No.	Part No.	Qty.	Description	Ref. No.	Part No.	Qty.	Description
010	98-9575	1	Water Pump ASM				
020	98-9582	1	Flange-Pump, Water				
030	98-9583	1	Bearing				
040	98-9576	1	Mechanical Seal ASM				
050	98-9581	1	Impeller-Pump, Water				
060	98-9577	1	Pipe-Return, Water				
070	98-9632	1	Gasket, Water Pump				
080	105-3789	1	Bolt				
090	98-9357	4	Bolt				
100	98-9716	1	Pipe-Water				
110	98-9574	1	Pipe-Water				
120	98-9717	2	Clamp				

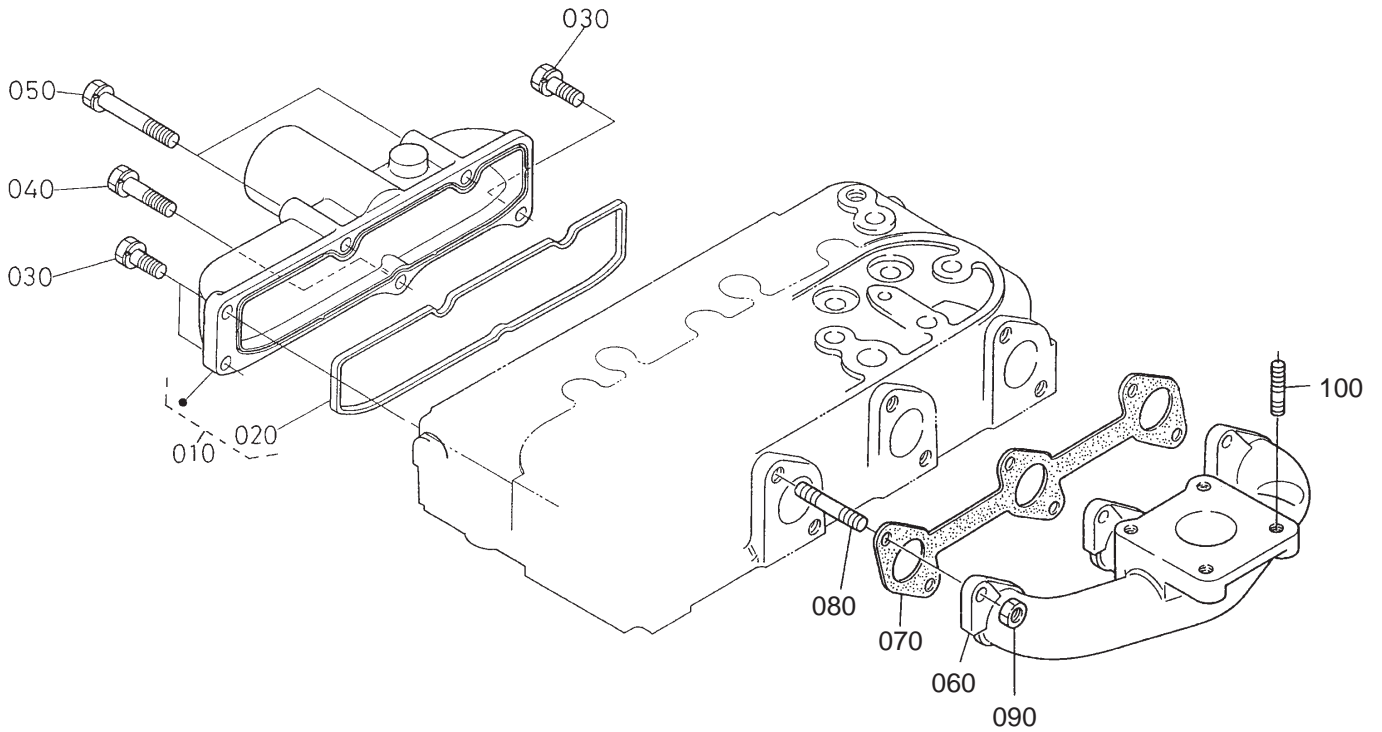


Sheet No.:77

Valve and Rocker Arm Assembly

Ref. No.	Part No.	Qty.	Description
010	98-9494	3	Valve-Inlet
020	98-9495	3	Valve, Exhaust
030	98-9648	6	Spring,Valve
040	98-9498	6	Retainer-Valve
050	98-9390	6	Collet-Set, Valve Spring
060	99-8385	6	Seat-Stem, Valve
070	98-9497	6	Cap-Valve
080	105-3790	1	R-Arm Shaft ASM
090	100-9265	2	Bolt
100	98-9505	3	Bracket-Arm, Rocker
110	98-7602	1	Pin-Spring
120	98-9507	2	Washer-Shaft, R-Arm
130	3256-1	2	Washer-Flat
140	98-9504	2	Spring-Arm, Rocker
160	98-9501	6	Rocker Arm ASM
170	98-9502	6	Screw,Adjusting
180	98-9503	6	Nut
190	98-9506	3	Stud
200	98-9393	3	Nut
210	98-9385	3	Washer - Flat

Ref. No.	Part No.	Qty.	Description



Sheet No.:78

Inlet and Exhaust Manifold Assembly

Ref. No.	Part No.	Qty.	Description
010	105-3791	1	Inlet Manifold ASM
020	98-9609	1	Gasket
030	98-7605	3	Bolt
040	98-9353	1	Bolt
060	98-9718	1	Manifold - Exhaust
070	98-9610	1	Gasket
080	98-9588	6	Stud
090	98-9665	6	Nut
100	98-7769	4	Stud

Ref. No.	Part No.	Qty.	Description

Maintenance Record

Date								

Maintenance Record

Date								

